

2006

MEDIA GUIDE

FIGHTING SCOTS

FOOTBALL



THE LEGEND OF
WOOSTER



FIGHTING SCOTS FOOTBALL

Table of Contents

2	The College of Wooster
3	Media Information
3	Wooster On the Web
4	Quick Facts
4	Season Outlook
6	2006 Schedule
7	Coaching Staff
10	Roster
12	Roster Breakdown
13	Returning Letterwinners
26	Opponent Information
36	The North Coast Athletic Conference
36	NCAC Football Champions
36	2005 NCAC Standings
37	2005 Season Recap
38	2005 Season Results and Statistics
40	2005 Game Recaps
44	All-Time Team Records for a Game
44	Wooster's Miscellaneous Records
45	All-Time Individual Records for a Game
45	Last Time a Scot ...
46	All-Time Team Records for a Season
48	All-Time Individual Records for a Season
50	All-Time Individual Records for a Career
52	Tony Sutton Tribute
53	Season-By-Season Leaders
56	All-Time Honors
60	History of Fighting Scot Football
62	Season-by-Season Results
62	All-Time Coaches' Records
63	All-Time Series Records
64	Game-By-Game Results
69	All-Time Letterwinners

On the Cover

Four-year starters are rare in college football, however, Wooster has four such standouts entering 2006, and they are featured on the front cover of this media guide. Quarterback Justin Schafer (upper left), left tackle Rick Drushal (upper right), outside linebacker Andre Smith (lower left), and defensive end Andy Mizak (lower right) have all earned all-conference honors during their careers. The quartet, along with other such teammates as Chris Craig, Greg Peltz, Evan Watson, and Shaun Swearingen (pictured left-to-right on the back cover), hope to lead the Fighting Scots to a second conference championship in three years.

Credits

The 2006 College of Wooster football media guide was written and edited by Hugh Howard, while the cover was created by Roger Collier. Photography by Matt Dilyard unless noted, and additional contributions provided by Peter James, Corey Jewart, and Sarah Stanley. Also, a special thanks to Wooster Printing & Litho, Inc., and to all former sports information directors at Wooster.

The College of Wooster



Founded in 1866, The College of Wooster has long enjoyed the distinction of being one of the finest private liberal arts colleges in the nation.

Characteristics of the College that make it unique include the coherence and diversity of the curriculum, the accessibility of resources to all students, opportunities for independent and active learning, a required Independent Study program, and what may be the most extensive faculty research and study leave program in the United States.

The College of Wooster grants the Bachelor of Arts, the Bachelor of Music, and the Bachelor of Music Education degrees. A student can major in approximately 40 fields of study, and more than 90 percent of Wooster faculty members hold doctorates or terminal degrees. Approximately 1,850 students from 40 countries and 45 states are enrolled at Wooster. The school's student-faculty ratio is approximately 12:1.

Strong ties, symbolized by a shared name, bring the College and community together on a daily basis through business, cultural, and educational programs.

In addition, more than 400 events, including plays, symposia, concerts, lectures, art exhibitions, films, recitals, and competitive sports are available to the citizens of Wooster and surrounding areas each year.

Wooster's Independent Study (I.S.), one of only a handful of such required programs in the United States, has a proven success record of more than 50 years. The College also has gained particular distinction in its pre-professional programs.

Wooster includes among its graduates Nobel laureate physicist Arthur Compton and four Rhodes Scholars. The Danforth Foundation ranks Wooster in the top 50 colleges and universities in the country in the number of Danforth Fellowships its students have received.

Wooster is affiliated with the NCAA Division III and is a charter member of the North Coast Athletic Conference, which was founded in 1983. The NCAC is made up of 10 schools and is committed to broad-based participation, equity in women's and men's athletics, and a championship structure for each of its 22 sports.



The interior of Wooster's primary academic building, Kauke Hall, was renovated during 2005-06 at a cost of \$18 million.

Media Policies and Procedures

The College of Wooster football media guide has been designed to assist members of the media in their coverage of the Fighting Scots. For additional information regarding Wooster football, please contact the school's SID (see below).

CREDENTIALS: Members of the media are always welcome to cover Scot football; please contact the sports information office if you plan to attend. A 2006-2007 North Coast Athletic Conference Media Pass will be honored for admission to all games, and/or you can be placed on a parking/pass list when you call ahead.

PRE-GAME SERVICES: Information such as game-day programs, rosters, depth charts, statistics, and game notes will be provided to the media prior to each contest.

POST-GAME SERVICES: At the conclusion of each game, a statistical packet, including team stats, individual stats, and a play-by-play summary, will be distributed. There is no formal press conference after regular season games, however, staff members will be on hand to escort media to the locker rooms following the traditional "10-minute cooling off period." Additionally, phone lines will be available on press row and in the Physical Education Center for transmission of stories following each contest.

RADIO POLICY: John P. Papp Stadium has phone lines available for radio stations free of charge. Please call at least one week in advance to reserve your line.

PHOTO POLICY: Photographers and videographers are also welcome to cover Wooster's football team. Please call ahead and adhere to the NCAA's "shooting rules" - between either 20-yard line to goal line or from 8 feet behind the end zones.

For More Information

Director of Sports Information —Hugh Howard
 e-mail —hhoward@wooster.edu
 Office Phone —(330) 263-2374
 Home Phone —(330) 345-5623
 Cell Phone —(330) 201-3397
 Press Box Phone —(330) 287-3000, ext. 4477
 Office Fax —(330) 263-2209

Sports Information Intern —Leah Brock
 e-mail —lbrock@wooster.edu
 Office Phone —(330) 287-3000, ext. 4671
 Cell Phone —N/A

Mailing Address:
 Office of Sports Information
 The College of Wooster
 Galpin Hall, Room No. 018
 1189 Beall Avenue
 Wooster, Ohio 44691

*If you wish to contact head coach Mike Schmitz directly, please see "Quick Facts" on the next page

Primary Media Outlets

NEWSPAPERS

The Daily Record; Wooster, Ohio
 Contacts: Aaron Dorksen (ed.),
 Zach Bolinger, Chad Conant,
 Art Holden, Bryan Schaaf
 Phone: (330) 287-1646
 Fax: (330) 287-1610
 e-mail: adorksen@the-daily-record.com
 Web site: www.the-daily-record.com

Wooster Weekly News; Wooster, Ohio
 Contacts: Dave Mast (ed.),
 Brian Questel
 Phone: (330) 264-3381, ext. 222
 Fax: (330) 264-0784
 e-mail: mlmast@gpubs.com

The Beacon Journal; Akron, Ohio
 Contacts: Rich Desrosiers (ed.),
 Tom Gaffney, Terry Pluto, Tom Reed
 Phone: (330) 996-3800
 Fax: (330) 996-3629
 e-mail: bjsports@thebeaconjournal.com
 Web site: www.ohio.com

The Repository; Canton, Ohio
 Contacts: Don Detore (ed.),
 Mike Popovich
 Phone: (330) 454-8343
 Fax: (330) 454-5745
 e-mail: mike.popovich@cantonrep.com
 Web site: www.cantonrep.com

The Plain Dealer; Cleveland, Ohio
 Contacts: Mike Starkey (ed.),
 Bob Dolgan, Bob Fortuna,
 Dennis Manoloff, Joe Maxse
 Phone: (216) 999-4370
 Fax: (216) 999-6276
 e-mail: mstarkey@plaind.com
 Web site: www.cleveland.com

The Voice; Wooster, Ohio
 Contacts: TBA
 Phone: (330) 263-2598
 Fax: TBA
 e-mail: voice@wooster.edu
 Web site: www.wooster.edu/voice/

RADIO STATIONS

WKVX 96.0 AM/WQKT 104.5 FM; Wooster, Ohio
 Contacts: Ken Nemeth (G.M.),
 Mike Breckenridge,
 Dan Earich, Ron Hamilton
 Phone: (330) 264-5122
 Fax: (330) 264-3571
 e-mail: events@wqkt.com
 Web site: www.wqkt.com

WCWS 90.9 FM; Wooster, Ohio
 Contacts: Steve Kassimer
 Phone: (330) 263-2477
 Fax: (330) 263-2690
 e-mail: skassimer@wooster.edu
 Web site: www.wooster.edu/wcws/

TELEVISION STATIONS

Clear Picture, Inc.; Wooster, Ohio
 Contacts: Mark Glasgo,
 Jon Heavlin, Dan Wingate
 Phone: (330) 345-8511, ext. 205
 Fax: (330) 345-5265
 e-mail: mglasgo@cpivooster.com
 Web site: www.cpiwooster.com

WMFD TV 68; Mansfield, Ohio
 Contacts: Jeff Alan
 Phone: (419) 529-5900, ext. 470
 Fax: (419) 529-2319
 e-mail: sports@wmfd.com
 Web site: www.wmfd.com

WIRE SERVICE

Associated Press; Columbus, Ohio
 Contacts: Rusty Miller
 Phone: (800) 762-4841
 Fax: (614) 885-3248
 e-mail: rmiller@ap.org
 Web site: www.ap.org/ohio/

Wooster On The Web

To learn more about all of The College of Wooster's athletic teams, visit www.wooster.edu/athletics. It is one of the most attractive and comprehensive Web sites of an institution of its size and is updated on a daily basis in an effort to provide the user with the latest news.

Each individual sport has a section where the user can access the following information:

- Schedule/Results
- Roster
- Game Recaps
- Statistics
- News Releases
- Photo Galleries
- Coaching Bios
- Player Profiles
- All-Time Records
- Facility Information
- Related Links



Quick Facts

COLLEGE

Name -----The College of Wooster
 Location -----Wooster, Ohio 44691
 55 miles southwest of Cleveland
 Founded -----1866
 Enrollment -----approx. 1,850
 Degrees -----Bachelor of Arts,
 Bachelor of Music,
 Bachelor of Music Education
 Academic Programs -----40+ majors
 Student-Faculty Ratio -----12-to-1
 President -----R. Stanton Hales

ATHLETIC

Affiliation -----NCAA Division III
 Conference -----North Coast Athletic Conference
 Nickname -----Fighting Scots
 Colors -----Black and Old Gold
 Director of Athletics -----Keith D. Beckett, Ph.D.
 Athletic Dept. Phone -----(330) 263-2500
 Athletic Dept. Fax -----(330) 263-2537

TEAM

2005 Overall Record -----6-4
 2005 NCAC Record/Finish -----3-4/T-5th of 10

Letterwinners Returning -----45
 Offense 21, Defense 23, Specialty 1

Letterwinners Lost -----9
 Offense 4, Defense 4, Specialty 1

Starters Returning -----19
 Offense 9, Defense 9, Specialty 1

Starters Lost -----5
 Offense 2, Defense 2, Specialty 1

Basic Offense -----Multiple
 Basic Defense -----4-3

Home Facility -----John P. Papp Stadium
 Capacity -----4,500
 Surface -----Natural Grass

First Year of Football -----1889
 Years of Football -----107

All-Time Record -----474-397-42 (.542)

All-Time NCAC Record (since 1984) -----77-76-1 (.503)
 NCAC Championships -----2
 (1997, 2004)

All-Time OAC Record (1907-1983) -----247-201-28 (.548)
 OAC Championships -----5
 (1919, 1920, 1923, 1934, 1959)

Years in NCAA Div. III Championship (since 1973) -----1
 2004 -----Round of 16
 (def. Aurora 41-34, lost to Carthage 14-7)

COACHING

Head Coach/Offensive Coordinator -----Mike Schmitz

Alma Mater -----Bowling Green '74

Record at School -----42-20 (6 Years)

Career Record -----42-20 (6 Years)

e-mail -----mschmitz@wooster.edu

Office Phone -----(330) 263-2177

Defensive Coordinator/LB/ST -----Seth Duerr

Alma Mater -----Wooster '00

e-mail -----sduerr@wooster.edu

Office Phone -----(330) 263-2504

Special Teams co-Coordinator/OL -----Kyle Rooker

Alma Mater -----Wooster '01

e-mail -----kyrooker@wooster.edu

Office Phone -----(330) 263-2497

Assistant Coaches -----Alma Mater; Responsibility

Felix Catheline -----Wooster '01; DL

Jim Dobney -----Ohio 'NA; TE/OL

Darrell Haven -----Malone '93; WR

Kevin Rooker -----Wooster '03; DB

Justin Sloan -----Wooster '05; RB

Student Assistant -----Steve Kassimer

Senior-Laden Scots Aiming for Return to Top of NCAC

Thoughts of a second North Coast Athletic Conference championship in three years has been on the minds of The College of Wooster football coaches and players during the off-season, as a 27-member senior class looks to lead the Fighting Scots down the same path in 2006 that 20 similarly talented seniors did in 2004 - a perfect regular season, including an outright conference title, and two rounds into the NCAA Div. III Football Championship.

"Championships are won with seniors," commented veteran coach Mike Schmitz, who enters his seventh year at the head of the Scot program with a 42-20 record (.677). "In 2004, we were certainly talented, but another key to our success was the quality of senior leadership. We are fortunate to have an even larger senior class this year, and they have similar leadership qualities."

The similarities between 2004 and 2006 don't end there. Two seasons ago, Wooster had a returning two-time All-American (tailback Tony Sutton, who is now playing professionally in Europe), just as it does entering this fall with left tackle Rick Drushal. Additionally, the Scots welcomed back four starting offensive linemen and their entire corps of linebackers from the previous season, which is the identical situation for 2006. Perhaps the most important similarity, Justin Schafer, the same quarterback who helped lead Wooster to that 2004 NCAC crown is still in place and now healthy after an injury-ravaged 2005 campaign, which saw the Scots produce a disappointing 6-4 record.

Schafer and Drushal are among nine returning starters on a potentially explosive offense. Wooster has averaged more than 400 yards (410.6 per game) over the last three years, with Schafer compiling 4,480 career yards and 35 touchdowns through the air while also posing as a running threat with 624 net yards and another 10 touchdowns on the ground. His most impressive stat, though, is the Scots' 23-5 record (.821) when he starts games.

The two-time all-conference quarterback is surrounded by several proven players at the other skill positions, including the 2005 NCAC Newcomer of the Year, Dustin Sheppard. The sophomore burst on to the scene with 769 rushing yards and six touchdowns, despite not taking over as the lead back until the fourth game. When Wooster goes to the air, veteran wide receivers Aaron Gertz, Mike Marshall, David Miller, Shaun Swearingen, and Matt Tootle, who combined for 95 catches, 1461 yards, and seven scores last fall, as well as Luke McCann and Jordan Ferns provide Schafer with several options. Also, Greg Peltz, Ben Schrock, and Mike Vyrostek contributed another 51 receptions, 567 yards, and four touchdowns at tight end.

Drushal, who has started all 32 games of his career, anchors the line that will block for Schafer, Sheppard, and company. The preseason All-American is joined by fellow starters Aaron Patterson (left guard), Dan Sommers (right guard), Kevin Spragg (guard/tackle), and Geoff Cooper (right tackle).

Defensively, four players who were starters on the 2004 championship team return for their senior campaign in ends Andy Mizak and Evan Watson, outside linebacker Andre Smith, and strong safety

Chris Craig. All four have earned All-NCAC honors during their respective careers. Mizak, who has been slowed by a back injury, hopes to return to the form that saw him set a Wooster-record 15.0 sacks two seasons ago, while Watson provides the opposition with an equally challenging test after rising to the occasion with 7.5 sacks last year. Smith is the Scots' top returning tackler with 209, including a squad-leading 79 in 2005, while Craig has 151 career stops along with three interception returns for touchdowns.

Also, defensive tackle Brandon French, middle linebacker Phil Vitalbo, outside linebacker Greg Schermbeck, cornerback Jeff Geffert, and free safety Josh Feesler gained valuable experience during 2005, giving Wooster nine starters back on the defensive side of the ball.

The Scots welcome back several key special teams players, too, highlighted by placekicker Andy Milligan, who connected on 9-of-15 field goals and all but one extra point (29-of-30) in his initial season as a starter.

"We have returning players who have experienced the top of the mountain and the valley," summarized Schmitz. "It is very difficult to get to the top of the mountain and twice as hard to stay there. I believe that you learn from every experience in life. 2005 reminded us how fragile success can be, especially when you sustain injuries to key performers. Success is determined not merely by talent ... it's about attitude, leadership, and a sense of resolve."

What follows is a position-by-position breakdown of the 2006 Wooster football team:

QUARTERBACK

Schafer, the centerpiece of Wooster's offense, missed four starts and parts of two other games last season as a stress fracture limited him to 1155 yards and eight touchdowns on 86-of-154 passing (.558) as well as 169 rushing stripes and two other scores. The 6-4, 230-pound signal caller still could make his mark in the Wooster record book, coming into 2006 within striking distance of the top marks for total offense and pass efficiency rating among others.

"My feelings about Justin are well documented ... In addition to his obvious physical talents, I've never been around a tougher competitor or a better leader," Schmitz said. "Quarterbacks are judged by the number of games they win as a starter (and) Justin is a winner. The injury in 2005 was tough on him, but at the same time, he is hungry in 2006. We're confident that he will have a tremendous senior season, and conclude his career as the best quarterback ever to play here."

The Scots have the luxury of another senior quarterback, Bobby Reiff. He was instrumental in last fall's wins over Allegheny College and Hiram College, coming off the bench to lead Wooster to two scores (10 points) over the final five minutes of a 37-34 victory in the former and throwing for a school-record 423 yards in the latter.

Also under center are talented first-years Jason Schob, Chad Parker, and Austin Holter.

RUNNING BACK

After experimenting during the 2005 non-conference season, Sheppard was given the reins as the Scots' go-to tailback and he responded by becoming

SEASON OUTLOOK



Dustin Sheppard was the conference's Newcomer of the Year in 2005 after rushing for 769 yards and six touchdowns.

the top first-year in the league. His 769 yards were highlighted by a 250-yard effort – the 10th-highest in school history – at Oberlin College. Sheppard is by no means Wooster's only option, as two other sophomores, Orlando Jones and Joe Francescangeli, are expected to play significant roles this fall.

"Dustin had an outstanding first season in 2005. He made the transition to college football, and we expect great things from him in the future," noted Schmitz. "We're also very excited about Orlando and Joe. They are very talented guys who had outstanding springs."

Fullback is one of the few positions on offense where there will be a new starter. Senior Rob Kelm, who has seen a lot of action on special teams, junior Jeff Dauer, and first-year Andre Smith are viable candidates.

First-year tailbacks Kevin Call and Kevin Bell will also compete for playing time.

WIDE RECEIVER

Wide receiver could be one of the Scots' strongest positions. They already have significant proven depth, as Gertz and Swearingen each hauled in over 25 receptions last year for 473 and 396 yards, respectively, and were complemented by fellow senior Tootle and Marshall, a junior, who combined for another 23 catches and 232 yards.

Sophomores McCann and Ferns are coming off "impressive spring practices," according to Schmitz, while freshman Mike Francescangeli possesses the potential to make an immediate impact at receiver and as a returner.

Four other newcomers will press for action in Ashton Segree, Bryan Albani, Dwight Allen, and Ramses Clements.

"It's an interesting combination of veterans, very talented sophomores like Luke and Jordan, and a number of talented first-years," Schmitz commented. "We're excited about the level of competition we'll have in camp and to see who steps up and takes it."

TIGHT END

Peltz, Vyrostek, and Schrock combine to make the tight end position one of strength and depth again. Peltz and Vyrostek have both received honorable mention on the All-NCAC Team previously, with Peltz obtaining the recognition in 2005 after making 28 receptions for 356 yards and three touchdowns. Vyrostek has fought back from multiple knee injuries and is "as tough as they come," according to Schmitz. Schrock, labeled as "strong, athletic, and a great competitor," looks to build on his 18-catch, 184-yard performance from a season ago.

"We really feel like there are teams out there who would like to have just one of these guys," offered Schmitz. "We're very fortunate to have all of them."

The Scots have more depth in this area, too, including senior Jay Lampe, athletic junior Will Miska, who is making the transition from quarterback, and three newcomers (Jon Mathis, John Obery, and Austin Drewyor), each of whom have the ability to make contributions.

OFFENSIVE LINE

With established veterans at nearly every skill position, Wooster's offensive success, as always, will

be determined by the performance of the line. The unit will be led by Drushal, an All-American the last two years and starter in every game of his career at the all-important left tackle position.

"Rick is a terrific football player, and even more significantly, he is just an outstanding young man," touted Schmitz. "We will count on him once again to be the anchor on the offensive line, and to provide great leadership."

Patterson, a full-time starter at left guard in 2005, Sommers, with nine starts at right guard, Spragg, who has 23 career games worth of starting experience at right tackle, and Cooper, who missed much of 2005 to a knee injury, provide the Scots with flexibility in manning the other four positions.

The coaching staff is very excited about the return of Jim Sliwinski, who sustained a serious ankle injury as a freshman which was followed by an infection that caused him to miss all of the next two seasons. Four other veterans have the potential to be regulars as well, led by senior Eric Fluharty, who lettered in 2005, and junior Steve Zumbrun, who had "a great spring" according to Schmitz, along with juniors Chris Smugala and Brian Smith, who appears ready to go after enduring a very unusual eye condition.

Wooster has nine other offensive linemen, including sophomore Cam LeMasters, Drushal's likely back-up at left tackle, and several talented first-years.

Schmitz is confident about this position as well, saying "With the combination of guys coming back ... Coop being healthy, Rick being Rick ... I think we'll have a unit that is very talented and has depth."

DEFENSIVE LINE

Mizak and Watson form one of the most experienced and explosive end combinations in the region. They've each played 30 games in their career while having combined for 249 tackles, including 36.0 sacks, and three All-NCAC citations. Mizak, a third-team All-North Region honoree in 2004, is expected to finally be 100 percent after off-season surgery and challenge the school record for career sacks as his 25.5 are currently 9.5 short, while Watson is coming off a first-team All-NCAC campaign in which he tallied 62 tackles, 7.5 sacks, and three forced fumbles.

On the inside, Wooster got a breakout year from French in 2005. The now-senior tied Watson for the team lead in tackles for losses with 12.5, 4.5 of which were sacks, and forced fumbles with three. The coaching staff is hoping for a similar breakout from sophomore Pat Byrne in 2006 after demonstrating tremendous promise during an injury-plagued freshman year.

Additional veterans who were part of the defensive line rotation last season were Deron Boyd at tackle, and Paul Hamilton and Kaleaf James at end, as the trio combined for 23 total tackles in 2005, while sophomore Todd Bowling is making the transition from linebacker to end.

Five other experienced players will vie for time here, too, along with several talented freshmen including Michigan recruits Matt Kopke and Ezra Coe, and Ryan Pratt, Brandon Michels, and David Sorrell.

LINEBACKER

Smith anchors the linebackers for 2006. The 6-0, 220-pound athletic outside 'backer could become just

SEASON OUTLOOK



Phil Vitalbo, shown here attempting to get a hand on a MacMurray pass in 2005, could start at middle linebacker again.

the seventh player in school history to record 300 career tackles, needing 91 during his fourth-year as a starter. Smith's complemented by fellow returnees Vitalbo and Schermbeck, who were credited with 74 and 60 stops, respectively, in their first season as starters in the middle and on the weak-side.

"Having all three starters back is a definite advantage," confirmed Schmitz. "We're fortunate to be in that situation, but we have others who will compete for time as well. We feel that we have both flexibility and depth at the position."

The Scots have six other letterwinners at linebacker. Sophomore Justin Aichele, who was selected the squad's outstanding first-year defensive player, and senior Steve Motil may challenge for action in the middle, while seniors Bobby Block and Chuck Woodard as well as juniors Trey Simmerman and Ryan Thomas, along with sophomore Dierre Taylor will compete for time on the outside and on special teams.

A number of other veterans and five newcomers, highlighted by transfer Jeff Brown and freshman Pat LaVoie, will be in the mix for playing time.

DEFENSIVE BACKS

In addition to returning starters Geffert, Craig, and Feesler in the secondary, Wooster is also very excited about welcoming back Keith Adams, who had worked his way into the starting lineup at cornerback and punt returner at the end of the 2004 championship season but was not enrolled at Wooster last year.

With Adams and Geffert, who had a team-high three interceptions and six pass breakups in 2005, as well as letterwinners Jalam Cutting, a junior, and Jordan Ross, a sophomore, the Scots have four veterans at the corners.

Craig, Feesler, and Darren Farmer give Wooster three senior leaders at the safety position. Craig followed up his first-team All-NCAC season as a sophomore with 67 tackles - third-most on the team, while Feesler posted 56 tackles, two interceptions, six breakups, two forced fumbles, and one fumble recovery, which he returned 34 yards for a touchdown, in his first year at free safety. Farmer has been stung by the injury bug throughout his career, but has still managed 63 tackles in 23 games.

Sophomore Eric Grinnell and seniors Chip Neilson and A.J. Strauch could also see action at safety, in addition to five newcomers in the defensive backfield.

SPECIAL TEAMS

Milligan, who booted through a 31-yard field goal with 3:19 remaining to help the Scots edge past Muskingum College 13-10 and a 32-yarder with just :02 left to beat Allegheny College 37-34 last year, is the incumbent at placekicker. Sophomore Dan Grangaard, who handled some kickoff duties in 2005, and freshman Eric Woodard both have strong legs as well.

Wooster is in search for a new punter after the graduation of three-year starter Andrew Branch. Sheppard, who averaged 37.3 yards over three attempts last season, and Mike Francescangeli are capable, but due to their other duties, freshman Matt DeGrand has a great opportunity to earn the job.

Punt returning has been a strength of the Scots, as they've ranked first or second in the conference in that category every year of the 2000s except for one, and with the return of Adams, who averaged 11.4 yards per return during 2004, and the addition of Mike Francescangeli, they should be among the best again. Those two could factor on kickoff returns, too, along with Cutting, Ferns, Joe Francescangeli, Jones,

McCann, Ross, and Swearingen.

Swearingen is the likely candidate to be the holder for field goals and extra points, while handling short snaps again will be Spragg and the longsnapper could be Grinnell.

SCHEDULE

Wooster has finished non-league play with a perfect record four seasons running and is 23-3 (.885) over its last 26 such contests. That level of success will be sternly tested in 2006. The Scots kick things off with a home game against perennial Ohio Athletic Conference contender John Carroll University on Sept. 2, and a week later, travel to Waynesburg College, a program that made the 2003 NCAA Div. III playoffs, for the first game on the Yellow Jackets' new FieldTurf.

Following a bye week, Wooster will host Case Western Reserve University in the annual battle for the Baird Brothers Trophy, which the Scots have retained for nine-straight years.

Wooster's NCAC campaign begins with none other than arch-rival Wittenberg University at home. The last time the two played at John P. Papp Stadium, the Scots won an epic 64-58 overtime game, which propelled them to the league title. Wooster then travels to Ohio Wesleyan University, another top-tier NCAC team, looking to avenge last season's 21-7 setback, and to Hiram back-to-back.

Another challenging two-week stretch follows with the Scots hosting Allegheny and then visiting Wabash College Oct. 28 for what could be a marquee match-up. The Little Giants and Wooster have combined to win three of the last four NCAC championships.

The Scots' regular season home finale will be with Earlham College Nov. 4, the squads' first meeting since 2003, and the final week of the regular season has Wooster traveling to Kenyon College, last year's surprise team in the NCAC.

With a loaded 27-member senior class, the Scots appear to have the pieces in place for another run at the conference title and beyond, but Schmitz cautions it takes more than talent.

"Certainly, a team does not win without talent, but it takes a whole lot more than mere talent to achieve at the level to which we aspire. Avoiding serious injuries ... developing culture, chemistry and the type of attitude it takes week-in and week-out ... that's the team that will raise the conference trophy at the end."

2006 Schedule

DATE	OPPONENT	TIME
Sept. 2	JOHN CARROLL	1:00
Sept. 9	at Waynesburg	1:30
Sept. 23	CASE	1:00
Sept. 30	WITTENBERG*	1:00
Oct. 7	at Ohio Wesleyan*	1:00
Oct. 14	at Hiram*	1:00
Oct. 21	ALLEGHENY*	1:00
Oct. 28	at Wabash*	1:00
Nov. 4	EARLHAM*	1:00
Nov. 11	at Kenyon*	1:00

* indicates North Coast Athletic Conference games
CAPS indicate home games at John P. Papp Stadium

COACHING STAFF

Head Coach Mike Schmitz



Now in his 12th year with The College of Wooster football program and seventh as head coach, Mike Schmitz has been a key figure in transforming the Fighting Scots into a consistent winner. During his overall tenure, Wooster has gone 79-33 (.705), marking the school's winningest stretch of the last 80 years.

In his first six seasons at the helm, Schmitz, who also serves as the offensive coordinator, has directed the Scots to a 42-20 record (.677), highlighted by the 2004 campaign when Wooster put together a perfect regular season (10-0), won the North Coast Athletic Conference (7-0) - its first outright conference championship since 1934 - and earned the school's first-ever berth into the NCAA Div. III Football Championship. He was awarded with Ohio College Coach-of-the-Year honors from the National Football Foundation as well as being tabbed the 2004 NCAC Coach of the Year.

The Scots had nearly made the playoffs in 2002, as they were playing for a potential spot in the postseason in the season-finale, but lost a close game to finish 8-2, while in 2000, Schmitz overcame the graduation of 10 all-conference players from the previous era and directed Wooster to its sixth-straight winning season (6-4).

Before being named head coach in February 2000, Schmitz had been the offensive coordinator for five years.

Joining a program in 1995 that had won a meager 27 percent (33-89-1) of its games the previous 13 seasons, including a 1-9 mark in 1994, Schmitz contributed to an immediate turnaround. In fact, with Schmitz directing the offense, the Scots went 37-13 from 1995-99, including a three-way tie for the NCAC championship in 1997.

More specifically, Schmitz took over a unit that had finished ninth in the NCAC in total offense (208.5 ypg) and scoring offense (7.9 ppg) in 1994. Under his guidance, Wooster jumped to fifth in total offense (244.4 ypg) and sixth in scoring offense (11.0 ppg) the next season. Then, from 1996-99, the Scots rated among the top-three teams in the league in both categories every season, averaging 407.2 yards and 32.3 points. Also noteworthy, in 1999, the Scots led the NCAC in total offense (432.3 ypg) for the first time.

The offense has continued to thrive with Schmitz at head coach. Wooster has finished top-three in the league in both scoring and total offense three of the last four years, and was one of the highest-scoring teams in the nation, ranking No. 6 in Div. III in 2004 (42.5 ppg) and No. 7 in 2003 (40.5 ppg).

Prior to arriving on Wooster's campus, Schmitz was the head football coach at four high schools, compiling an overall record of 93-57-1 (.619). Highlighting his high school coaching days, Schmitz led nearby Rittman to a mark of 43-27-1 (.613) from 1981-87, which included the school's first undefeated regular season and trip to the state playoffs in 1986.

In 1988, he became the head coach at Archbishop Hoban and led it to a 33-7 record (.825), which still stands as the highest winning percentage over a four-year period in school history. Schmitz also has spent time as the coach at Medina and Lexington High Schools.

A native of Delta, Ohio, Schmitz earned a bachelor's degree in education from Bowling Green State University in 1974 and has done graduate work at Ashland University. While at Bowling Green, he was a three-year member of the Falcon wrestling team.

Personally, Mike and his wife, Peggy, reside in Wooster. The couple has two children, Joie, a 2003 Denison University graduate who currently works in independent sales for Under Armour in Baltimore, Md., and Steve, a junior at the University of Akron.

Active in the Wooster community, Schmitz has volunteered his time with the Salvation Army and Every Woman's House.

Schmitz's Stats

As Head Coach ...

- Wooster has won 42 games in six seasons, with an average margin of victory of 24.3 points, while nine of the team's 20 losses have come by a touchdown or less
- Strung together a 14-game regular season winning streak (2004-05), the sixth-longest streak in Div. III when it came to an end
- In 2004, the Scots completed their first perfect regular season since 1923 and made their first-ever NCAA playoff appearance, advancing to the second round
- 41 different Scots have been named to the all-conference team, and six were All-Americans - middle linebacker Seth Duerr, offensive lineman Rick Drushal, cornerback/return specialist Nick Hajjar, cornerback Seth Mastrine, offensive lineman Jon Spragg, tailback Tony Sutton
- Wooster has set 18 team single-season records, including wins (11), scoring (510 points, 42.5 ppg), rushing yards (3,188), total offense (5,248 yards) average kickoff return (23.0 yards), defensive interceptions (18), and sacks (41)
- Won his first four games, becoming just the third football coach in school history to do so and first since 1926

As Offensive Coordinator ...

- Wooster compiled a 37-13 record (.740), including a school-best three-year mark of 25-5 (.833) from 1997-99
- In league play, the Scots went 28-10 (.737), including a share of their first NCAC title (1997)
- 16 different offensive players were named to the All-NCAC Team, eight in 1998 alone
- In 1999, the unit averaged 432.3 yards, which topped the NCAC for the first time and ranked 24th in the nation
- Wooster set numerous team records, including the still-standing mark of 2,350 passing yards in a season
- The Scots led the league in passing in both 1998 and 1999

Schmitz's Collegiate Coaching Timeline

YEAR	TEAM	POSITION	RECORD	NOTES
2005	Wooster	Head Coach	6-4	Scots win first four games, extending regular season win streak to 14
2004	Wooster	Head Coach	11-1	Undefeated regular season, NCAC title, Wooster's first postseason berth
2003	Wooster	Head Coach	7-3	Team's three losses come by a combined 17 points
2002	Wooster	Head Coach	8-2	Open season with seven-straight wins and only losses are to playoff teams
2001	Wooster	Head Coach	4-6	Scots win three of final four games
2000	Wooster	Head Coach	6-4	Became third Wooster coach to win his first four games
6 seasons	Wooster	Head Coach	42-20	Ranks third in career wins among the school's 21 head coaches
1999	Wooster	Offensive Coordinator	8-2	Scots lead conference in total offense for only time in school history
1998	Wooster	Offensive Coordinator	8-2	Coached eight offensive players that were selected to the All-NCAC Team
1997	Wooster	Offensive Coordinator	9-1	Wooster shares first-ever NCAC championship
1996	Wooster	Offensive Coordinator	7-3	Broke school record for total offense in a season
1995	Wooster	Offensive Coordinator	5-5	Scots jump from ninth to fifth in the league in total offense
5 seasons	Wooster	Offensive Coordinator	37-13	Wooster sets school record with 25 wins over a three-year period (1997-99)

COACHING STAFF

Seth Duerr

Defensive Coordinator/Linebackers/Special Teams co-Coordinator



Seth Duerr, one of the top defensive players in Wooster football history, is entering year two as the defensive coordinator at his alma mater, having returned to the Fighting Scot program as a full-time assistant in March of 2005. The 28-year old works specifically with the linebackers, the same position he played, and also serves as the co-coordinator of the special teams.

In his first season as defensive coordinator, Duerr guided a young group which included six new starters and they finished in the top-half of the conference in scoring defense (23.5 ppg) as well as sixth in total defense (349.1 ypg). Also noteworthy, Wooster ranked second in red-zone defense, holding the opposition scoreless 13 times out of 41 trips inside the 20, and was tied for third in sacks (26).

Duerr returned to Wooster after a one-season stint at Ohio Northern University, where he was the defensive line coach, helping the Polar Bears to an 8-2 record – a four-win improvement from 2003. Additionally, Duerr completed a two-year graduate assistantship at Averett University, coaching the running backs from 2002-03 at the USA South Conference school in Danville, Va., and he was a student assistant at Wooster during 2001.

Among the many highlights in Duerr's playing career for the Scots were being the finalist for the Gagliardi Trophy, annually given to NCAA Div. III's Outstanding Football Player of the Year, twice earning first-team All-American honors (1999-00), twice receiving the Hank Critchfield Award as the North Coast Athletic Conference Defensive Player of the Year (1999-00), and becoming the fourth player in NCAC history to earn first-team all-conference honors all four years (1997-00). One of three three-time All-Americans at Wooster, Duerr ranks as the school's all-time leading tackler (432) as well as third in sacks (17.5).

A native of Bolivar, Ohio, Duerr graduated from Tuscarawas Valley High School in 1996 and holds a bachelor's degree in biochemistry from Wooster as well as a master's degree in teaching from Averett. Following graduation from Wooster, Duerr played professionally one summer in Germany with the Schwabisch Hall Unicorns.

Duerr is married to the former Lindsey Boardman, who was a forward for the Scots' field hockey team and graduated from Wooster in 2003. They reside in Wooster.

Did You Know?

Former Wooster head coach Bob Tucker currently serves as the Director of Football Operations at Ohio State University. He has been in that role since Jim Tressell took over the Buckeyes in Jan. of 2001, including their memorable march to the national championship in 2002.

Kyle Rooker

Offensive Line/Special Teams co-Coordinator



A consistent element of the Fighting Scot football program's success for a decade now, Kyle Rooker is entering his sixth season as part of the coaching staff after playing for four years (1997-00). He will coach the offensive line for the fourth season in a row, a tenure highlighted by the 2004 group which paved the way for multiple team records – scoring (510 points), first downs (258), rushing yardage (3,188), average rush (5.7), rushing touchdowns (43), total offense (5,248), and average per play (6.3 yards).

Rooker, who coached the defensive line during the 2001-02 seasons, is also the co-coordinator for special teams, and will recruit prospects in central and eastern Ohio, as well as southern Pennsylvania, California and the Pacific northwest, and several mid-Atlantic states.

A 2001 Wooster graduate, Rooker played linebacker for the Scots from 1997-00, totaling 113 career tackles, 3.5 of which were sacks. He had his most productive season as a senior when he ranked fourth on the team in tackles with 54 and tied for second on the squad in quarterback hurries with 11.

Rooker, originally from Uniontown, Pa., earned a bachelor's degree in history from the College.



COACHING STAFF

Felix Catheline

Defensive Line

A 2001 Wooster graduate, Felix Catheline is coaching for his alma mater for the first time. He will work with the Fighting Scots' defensive line during 2006, in addition to recruiting and his other intern duties with the tennis teams.

Since graduating, Catheline has been a coach in the area, including most recently an assistant at Crestview (Ashland) High School and the head of a semi-pro team, the Wayne County Wrath. He's also worked extensively with a co-op between Church of the Saviour in Wooster and

Fellowship of Christian Athletes.

As a player, Catheline used his 5-10, 255-pound frame to help control the line of scrimmage for the Scots, starting at defensive tackle in both 1999 and 2000. He totaled 76 career tackles, including five sacks, and received honorable mention on the All-NCAC Team as a senior.

A native of the Youngstown, Ohio area, Catheline attained a bachelor's degree from Wooster in 2001 while majoring in history.

Jim Dobney

Tight Ends/Offensive Line



A retired school teacher, Jim Dobney is now in his fifth season helping out the Wooster staff, and will again be responsible for the tight ends and offensive tackles.

Dobney is a distinguished coaching veteran of more than 30 years. Prior to joining the Scots, he paced the sidelines at Baldwin-Wallace College over nine seasons, assisting with a variety of positions, primarily running backs and offensive line. Dobney also has held various high school coaching positions throughout his career, including the

head jobs at Medina, where he taught biology, and Firelands.

Dobney, a graduate of Ohio University, and his wife, Debbie, have two daughters, Sarah and Rachel, and reside in Medina.

Darrell Haven

Wide Receivers

Darrell Haven is the newest member of the staff, as the part-time assistant comes to Wooster from nearby West Holmes High School. In his first year, Haven will work with the Fighting Scots' receivers, a position that is expected to be one of the team's strongest.

At West Holmes, Haven served various roles the last four years, primarily working with the defensive backs and as assistant defensive coordinator. He spent some time with the offense, too, coaching the running backs and wide receivers.

A physical education teacher at Killbuck and Clark Elementary schools, Haven completed work towards a bachelor's degree in education from Malone College in 1993. He resides in Apple Creek with his wife, Wendy, and their children, Makenna (9) and Gage (5).

Kevin Rooker

Defensive Backs



Kevin Rooker, who distinguished himself as one of the best strong safety's in the NCAA Div. III North Region during his playing career (2001-03), returns for a second coaching stint at his alma mater in 2006. Just as he did during 2004, he will again instruct the defensive backs, as well as help out with special teams and recruiting.

Rooker, who transferred to Wooster following two academic years at West Virginia University, completed his three-year career with the Scots with 266 tackles, which currently stands as the 10th-most in school history. As a senior, he earned second-team all-region and first-team all-conference honors after being in on 90 tackles, intercepting three passes, and serving as team captain. Also, Rooker collected second-team All-NCAC accolades in 2002, when he had 86 tackles and eight pass breakups.

The Uniontown, Pa., native completed his bachelor's degree in history in December of 2003.

Justin Sloan

Running Backs

A two-time All-North Coast Athletic Conference offensive lineman, Justin Sloan is in his first year as an assistant coach at Wooster, his alma mater. After a season as an assistant at fellow NCAC school Earlham College where he coached tight ends, he'll be in charge of the Fighting Scots' running backs as well as play an integral role in recruiting.

During his playing days, Sloan started 31 consecutive games at right guard for Wooster (2002-04) and was lauded second-team all-conference in 2003 and first-team in 2004. He also earned a presti-

gious scholar-athlete award from the northeastern Ohio chapter of the National Football Foundation.

Originally from Dayton, Ohio, Sloan graduated from Wooster with a bachelor of arts degree in biology and then earned a master's degree in teaching from Earlham.

Steve Kassimer

Student Assistant



An unfortunate medical condition ended the playing career of senior Steve Kassimer, who had hopes of contributing on the Scots' offensive line. However, the third-year student assistant coach continues to be an integral part of the program, working with the defensive line and as a recruiter. The Fairchance, Pa., native is a communication studies major at Wooster and serves as the sports director for the campus radio station.

ALPHABETICAL ROSTER

NAME	YR	POS	HT	WT	HOMETOWN	HIGH SCHOOL
Keith Adams	Jr.	CB	5'11"	175	Mogadore, Ohio	Field
Justin Aichele	So.	LB	5'11"	220	Hemlock, Ohio	Miller
Bryan Albani	Fr.	WR	5'11"	175	Warren, Ohio	Howland
Dwight Allen	Fr.	WR	6'1"	195	Detroit, Mich.	Mackenzie
Bill Bednar	Jr.	WR	5'8"	185	Garfield Hts., Ohio	Holy Name
Kevin Bell	Fr.	LB	5'11"	210	Cuyahoga Falls, Ohio	Woodridge
Bobby Block	Sr.	LB	6'1"	220	Belleville, Mich.	Belleville
Todd Bowling	So.	DE	6'2"	225	Germantown, Ohio	Valley View
Deron Boyd	Jr.	DT	6'0"	255	Ravenna, Ohio	Ravenna
Jeff Brown	So.	LB	6'2"	225	Crestline, Ohio	Crestline
Pat Byrne	So.	DT	6'1"	245	Pittsburgh, Pa.	Central Catholic
Kevin Call	Fr.	TB	5'10"	180	Logan, Ohio	Logan
Luis Castro	Fr.	OL	6'1"	260	Davie, Fla.	Hollywood Hills
Josh Clark	So.	OL	6'1"	270	Dennison, Ohio	Tuscarawas Central Catholic
Ramses Clements	Fr.	WR	5'11"	175	Chicago, Ill.	De La Salle
Ezra Coe	Fr.	DE	6'1"	225	Indian River, Mich.	Inland Lakes
Nick Coggins	Fr.	LB	6'0"	190	Girard, Ohio	Girard
Geoff Cooper	Jr.	OL	6'5"	295	Reisterstown, Md.	Danville (Ohio)
Andrew Courtney	So.	OL	6'1"	250	Navarre, Ohio	Fairless
Chris Craig	Sr.	DB	6'2"	210	Newark, Ohio	Johnstown-Monroe
Jalam Cutting	Jr.	CB	5'10"	180	Akron, Ohio	Buchtel
Mouris Danial	Fr.	CB	5'7"	150	Columbus, Ohio	Westerville Central
Jeff Dauer	Jr.	FB	6'0"	215	Allison Park, Pa.	Hampton
Matt DeGrand	Fr.	P	6'0"	195	Stow, Ohio	St. Vincent-St. Mary
Austin Drewyor	Fr.	TE	6'4"	205	Chillicothe, Ohio	Chillicothe
Rick Drushal	Sr.	OL	6'4"	310	Lakeville, Ohio	West Holmes
Darren Farmer	Sr.	DB	5'9"	185	Prospect, Ohio	Marion Pleasant
Josh Feesler	Sr.	DB	6'0"	175	Canal Fulton, Ohio	Manchester
Jordan Ferns	So.	WR	6'0"	195	Canfield, Ohio	Canfield
Eric Fluharty	Sr.	OL	6'3"	265	Fort Myers, Fla.	Bishop Verot
Joe Francescangeli	So.	TB	6'0"	195	Brunswick, Ohio	Brunswick
Mike Francescangeli	Fr.	WR	5'11"	195	Brunswick, Ohio	Brunswick
Brandon French	Sr.	DT	6'2"	255	Columbia Station, Ohio	Columbia
Kevin Friedman	So.	P/PK	6'0"	185	Pepper Pike, Ohio	St. Peter Chanel
Greg Garris	So.	LB	6'1"	190	Westerville, Ohio	Thomas Worthington
Jesse Gaswint	Fr.	OL	6'2"	260	Nashport, Ohio	Tri Valley
Jeff Geffert	Jr.	CB	6'0"	180	Mentor, Ohio	Mentor
Aaron Gertz	Sr.	WR	6'0"	190	Bay Village, Ohio	Bay
Ed Glick	Sr.	DE	6'2"	200	Wooster, Ohio	Wooster
Ricco Gordon	Fr.	DB	6'1"	190	Toledo, Ohio	Woodward
Dan Grangaard	So.	PK	6'1"	170	Newark, Ohio	Newark
Eric Grinnell	So.	DB	5'11"	185	Strongsville, Ohio	Strongsville
Paul Hamilton	Jr.	DE	6'3"	220	Clinton, Ohio	Archbishop Hoban
Aaron Harper	So.	WR	6'0"	180	Beallsville, Ohio	Beallsville
Austin Holter	Fr.	QB	6'0"	180	Johnstown, Ohio	Johnstown-Monroe
Jack James	So.	DT	6'0"	250	Ashland, Ohio	Ashland
Kaleaf James	So.	DE	6'2"	220	Painesville, Ohio	Thomas W. Harvey
Orlando Jones	So.	TB	5'9"	195	Elyria, Ohio	Elyria
Rob Kelm	Sr.	FB	6'1"	215	Cincinnati, Ohio	Colerain
Matt Kopke	Fr.	DE	6'3"	235	Alanson, Mich.	Inland Lakes
Jay Lampe	Sr.	TE	6'4"	230	Cincinnati, Ohio	Deer Park
Patrick LaVoie	Fr.	LB	6'3"	215	East Grand Rapids, Mich.	East Grand Rapids
Cam LeMasters	So.	OL	6'5"	305	Cross Lanes, W. Va.	Nitro
Chris Malone	Fr.	OL	6'0"	240	Columbus, Ohio	Gahanna
Mike Marshall	Jr.	WR	6'1"	185	Wadsworth, Ohio	Wadsworth
Jon Mathis	Fr.	TE	6'3"	215	Tallmadge, Ohio	Tallmadge

ALPHABETICAL ROSTER

NAME	YR	POS	HT	WT	HOMETOWN	HIGH SCHOOL
Luke McCann	So.	WR	6'1"	185	Pittsburgh, Pa.	Keystone Oaks
Brandon Michels	Fr.	DT	6'2"	275	Uhrichsville, Ohio	Tuscarawas Central Catholic
David Miller	Sr.	FB	5'10"	210	Uniontown, Ohio	Lake
Andrew Milligan	Jr.	PK	5'10"	215	Orrville, Ohio	Orrville
Will Miska	Jr.	TE	6'3"	220	Hillsborough, N.J.	Hillsborough
Andy Mizak	Sr.	DE	6'2"	235	Warren, Mich.	Paul K. Cousino
Steve Motil	Sr.	LB	5'10"	205	Clinton, Ohio	Archbishop Hoban
Brody Mullett	Fr.	OL	6'3"	310	West Lafayette, Ohio	Ridgewood
Chip Neilson	Sr.	DB	5'11"	180	Dayton, Ohio	Chaminade-Julienne Catholic
John Obery	Fr.	TE	6'7"	245	South Euclid, Ohio	Brush
Jon Oman	Fr.	TE	6'2"	230	Clinton Twp., Mich.	Fraser
Chad Parker	Fr.	QB	6'4"	215	Pittsburgh, Pa.	Penn Hills
Aaron Patterson	Jr.	DT	6'3"	285	Steubenville, Ohio	Steubenville
Greg Peltz	Sr.	TE	6'2"	230	Amherst, Ohio	Amherst Steele
Phil Piazza	Fr.	DB	5'8"	165	Wadsworth, Ohio	Wadsworth
Ryan Pratt	Fr.	DT	5'11"	275	Cuyahoga Falls, Ohio	Woodridge
Bobby Reiff	Sr.	QB	6'1"	185	Bay Village, Ohio	Bay
Ethan Rogers	Jr.	DE	6'2"	230	Independence, Ohio	Independence
Jordan Ross	So.	CB	5'7"	165	Silver Lake, Ohio	Cuyahoga Falls
Eric Rossi	Jr.	DT	5'10"	250	Tucson, Ariz.	Canyon Del Oro
Justin Schafer	Sr.	QB	6'4"	230	Bethesda, Ohio	Union Local
Greg Schermbeck	Jr.	LB	5'10"	185	Toledo, Ohio	Whitmer
Jason Schob	Fr.	QB	6'1"	205	Marietta, Ohio	Marietta
Ben Schrock	Jr.	TE	6'2"	235	Wadsworth, Ohio	Wadsworth
Ashton Segree	Fr.	WR	6'2"	180	Pittsburgh, Pa.	Central Catholic
Dustin Sheppard	So.	TB	5'10"	205	Johnstown, Ohio	Johnstown-Monroe
Trey Simmerman	Jr.	LB	6'0"	195	Clarksburg, W. Va.	Notre Dame
Jim Sliwinski	Jr.	OL	6'2"	265	Napoleon, Ohio	St. Francis DeSales
Andre Smith	Fr.	FB	5'10"	215	Painesville, Ohio	Thomas W. Harvey
Andre Smith	Sr.	LB	6'0"	220	Hendersonville, Tenn.	Beech
Brian Smith	Jr.	OL	6'1"	275	Franklin, N.H.	New Hampton School
Chris Smugala	Jr.	OL	6'0"	265	Westlake, Ohio	Westlake
Dan Sommers	Jr.	OL	6'0"	260	Slippery Rock, Pa.	Slippery Rock
David Sorrell	Fr.	OL	6'2"	280	Wellston, Ohio	Vinton County
Todd Spillman	Fr.	OL	6'3"	235	Zoar, Ohio	Tuscarawas Valley
Kevin Spragg	Sr.	OL	6'3"	305	Collins, Ohio	Western Reserve
Sam Stover	So.	DB	5'9"	165	Chattanooga, Tenn.	Baylor School
A.J. Strauch	Sr.	DB	5'10"	185	Avon Lake, Ohio	Avon Lake
Joe Stryffeler	Fr.	OL	6'1"	260	Youngstown, Ohio	Austintown Fitch
Terry Stuart	So.	LB	5'11"	205	Mansfield, Ohio	Crestview
Brian Swan	Fr.	DB	6'1"	180	East Canton, Ohio	East Canton
Shaun Swearingen	Sr.	WR	5'10"	180	Hilliard, Ohio	Bishop Watterson
Dierre Taylor	So.	LB	6'1"	210	Akron, Ohio	Garfield
Matt Tootle	Sr.	WR	5'10"	180	Circleville, Ohio	Circleville
Storm Tropea	Fr.	OL	6'0"	255	Hollywood, Fla.	Hollywood Hills
Ryan Thomas	Jr.	LB	6'4"	215	Cincinnati, Ohio	Walnut Hills
Phil Vitalbo	Sr.	LB	5'11"	220	Monongahela, Pa.	Seton-LaSalle
Mike Vyrostek	Sr.	TE	6'5"	245	Columbia Station, Ohio	Columbia
Chris Wade	Fr.	DE	6'0"	255	Pittsburgh, Pa.	Penn Hills
Evan Watson	Sr.	DE	6'3"	220	Crawfordsville, Ind.	Crawfordsville
Kevin Whalen	Fr.	LB	5'7"	165	Melrose, Mass.	Melrose
Chuck Woodard	Sr.	LB	5'11"	190	Boulder, Colo.	Dover-Sherborn (Mass.)
Eric Woodard	Fr.	PK	5'10"	160	Zanesville, Ohio	Philo
Kyle Yoder	Jr.	OL	5'11"	255	Circleville, Ohio	Westfall
Pat Zimmerman	So.	DB	5'10"	170	Akron, Ohio	Green
Steve Zumbrun	Jr.	OL	6'3"	250	Pittsburgh, Pa.	Central Catholic

ROSTER BREAKDOWN

Returnees' Numbers

2	Eric Grinnell
3	Trey Simmerman
4	Jalam Cutting
5	Bill Bednar
7	Bobby Reiff
8	Justin Schafer
9	Mike Marshall
11	Darren Farmer
13	Chris Craig
14	Will Miska
15	Luke McCann
16	Andy Milligan
17	David Miller
19	Ryan Thomas
20	Dustin Sheppard
21	Keith Adams
22	Shaun Swearingen
23	Jordan Ross
24	Chip Neilson
25	Aaron Gertz
26	Jordan Ferns
29	Jeff Geffert
30	Todd Bowling
31	Josh Feesler
32	Joe Franciscangeli
33	Orlando Jones
35	Bobby Block
36	Dierre Taylor
38	Rob Kelm
40	A.J. Strauch
41	Evan Watson
42	Pat Zimmerman
45	Greg Schermbeck
46	Jeff Dauer
47	Phil Vitalbo
48	Andy Mizak
49	Steve Motil
51	Terry Stuart
52	Dan Sommers
53	Josh Clark
54	Andre Smith
55	Justin Aichele
56	Jim Sliwinski
57	Greg Garris
58	Pat Byrne
59	Geoff Cooper
61	Andrew Courtney
62	Jack James
63	Kyle Yoder
64	Chris Smugala
65	Cam LeMasters
67	Ed Glick
68	Steve Zumbrun
69	Rick Drushal
70	Aaron Patterson
72	Brian Smith
78	Kevin Spragg
79	Eric Fluharty
81	Paul Hamilton
82	Aaron Harper
83	Dan Grangaard
84	Mike Vyrostek
85	Jay Lampe
86	Ben Schrock
87	Matt Tootle
89	Greg Peltz
90	Deron Boyd
92	Brandon French
95	Chuck Woodard
96	Ethan Rogers
97	Eric Rossi
98	Kaleaf James

Pronunciation Guide

COACHES

Felix Catheline	CAT-uh-line
Jim Dobney	DOB-knee
Seth Duerr	DOOR
Darrell Haven	HAY-vin

PLAYERS

Justin Aichele	IKE-lee
Bryan Albani	AL-bane-ee
Ramses Clements	RAMS-is CLEH-mehnts
Jalam Cutting	JAY-lum
Austin Drewyor	DREW-your
Rick Drushal	DREW-shul
Eric Fluharty	fluh-HAR-dee
Joe Franciscangeli	fran-cis-CANJ-uh-lee
Mike Franciscangeli	fran-cis-CANJ-uh-lee
Greg Garris	GARE-es
Jeff Geffert	GEFF-urt
Dan Grangaard	GRAN-guard
Kaleaf James	cuh-LEAF
Jay Lampe	LAMB-pee
Will Miska	MISS-kuh
Andy Mizak	MIZE-ak
Steve Motil	MOE-tull
John Obery	OH-bur-ee
Bobby Reiff	REEF
Jason Schob	SHOWB
Jim Sliwinski	sluh-WIN-skee
Chris Smugala	SMOO-ga-la
David Sorrell	SORE-uhl
A.J. Strauch	STROCK
Joe Stryffeler	STRIFF-lur
Dierre Taylor	DEE-air
Storm Tropea	TRO-pay-uh
Phil Vitalbo	VIH-tal-bo
Mike Vyrostek	VUR-ah-stick
Steve Zumbrun	ZUHM-bruhn

Players By Class

Seniors	27
Juniors	24
Sophomores	24
Freshmen	37

Players By Position

Quarterbacks	5
Running Backs	8
Wide Receivers	13
Tight Ends	9
Offensive Linemen	21
Defensive Linemen	18
Linebackers	17
Defensive Backs	16
Placekickers	4
Punters	2

Players By State

Arizona	1
Colorado	1
Florida	3
Illinois	1
Indiana	1
Maryland	1
Massachusetts	1
Michigan	7
New Hampshire	1
New Jersey	1
Ohio	81
Pennsylvania	9
Tennessee	2
West Virginia	2

RETURNING LETTERWINNERS



Keith Adams

Class _____ **Junior**
Position _____ **Cornerback/Return Specialist**
Height/Weight _____ **5'11"/170**
Hometown _____ **Mogadore, Ohio**
High School _____ **Field**
Major _____ **Political Science**

Returns to the program after year absence ... Leading candidate to earn starting spot at one of the cornerback positions as well as play a significant role in the return game ... Possesses terrific speed and a fearless attitude ... 2005: Was not enrolled ... 2004: Saw increased action as the season progressed, becoming the full-time punt returner in week two and first serving as a backup cornerback, then alternating series before earning the starting position for Wooster's two NCAA Div. III playoff games ... Set a single-season school record for punt return yardage (502) and his average of 11.4 yards led the league and ranked 34th in Div. III ... Also broke the single-game record with 194 punt return yards on nine run backs, including a season-long 78, against Case (Sept. 25) ... Played a key role in the Scots' NCAA first-round win against Aurora (Nov. 20), tallying 91 return yards, including two that went nearly 40 yards (38, 39) ... As a cornerback, he finished with 19 tackles, including a season-high six versus Aurora, and one interception and three pass breakups ... Made one of the biggest plays in school history, picking off a pass to begin overtime against rival Wittenberg (Nov. 6), which gave Wooster the opportunity to win 64-58 over the Tigers ... 2003: Member of the jayvee team ... Prior to Wooster: Earned all-district honors as a senior and was a two-time selection on the All-Portage County League Team at Field High School ... Intercepted 12 passes and was in on 150 tackles during his career, while also scoring 13 touchdowns - three via punt returns and 10 receiving ... Played baseball and basketball for the Falcons, too ... Personal: Born Feb. 10, 1985 ... Son of Tom and Mikelann Adams ... Majoring in political science.

CAREER DEFENSIVE STATISTICS

YEAR	G	SOLO	ASST	TACKLES	TFL-YDS	SACK-YDS	QBH	INT-YDS	PD	FR-YDS	FF
2003											
					- Member of the JV team -						
2004	12	16	3	19	1.0-4	0.0-0	0	1-0	3	0-0	0
2005											
					- Was not enrolled -						
TOTALS	12	16	3	19	1.0-4	0.0-0	0	1-0	3	0-0	0



Justin Aichele

Class _____ **Sophomore**
Position _____ **Linebacker**
Height/Weight _____ **5'11"/220**
Hometown _____ **Hemlock, Ohio**
High School _____ **Miller**
Major _____ **Undeclared**

Will compete at MLB after a productive freshman season ... Also likely a key player on special teams' coverage units ... 2005: Earned Mueller Memorial Award given to the team's outstanding first-year defensive player ... Appeared in six games, steadily working his way up the depth chart to become the backup at MLB ... Started at Oberlin and recorded a season-high eight tackles ... One of seven freshmen to letter ... Prior to Wooster: Honorable mention on the all-state football team for Division VI as a senior at Miller High School ... Also played baseball for the Falcons ... Personal: Born Dec. 26, 1986 ... Son of Mark and Wendy Aichele ... Has not declared a major.

CAREER DEFENSIVE STATISTICS

YEAR	G	SOLO	ASST	TACKLES	TFL-YDS	SACK-YDS	QBH	INT-YDS	PD	FR-YDS	FF
2005	6	5	6	11	0.0-0	0.0-0	0	0-0	0	0-0	0
TOTALS	6	5	6	11	0.0-0	0.0-0	0	0-0	0	0-0	0



Bobby Block

Class _____ **Senior**
Position _____ **Linebacker**
Height/Weight _____ **6'1"/220**
Hometown _____ **Belleville, Mich.**
High School _____ **Belleville**
Major _____ **History**

Looks to continue to earn increased playing time at outside linebacker, while also serving as a special teams contributor ... Gives the Scots flexibility, as he can play either strong-side or weak-side ... 2005: Regular in the linebacker rotation, serving as a backup at both outside positions, and played a key role on coverage units for special teams ... Finished as Wooster's 11th-leading tackler (37) ... Was in on a career-high six tackles in two of the last four games ... Intercepted his first pass in the finale against Ohio Wesleyan (Nov. 12), while all three of his quarterback hurries came at Case (Sept. 24) ... 2004: Back-up strong-side linebacker behind all-region honoree Bobby Vega and special teams' regular ... Totaled nine tackles, including 2.0 for losses ... Had one tackle in each of the Scots' NCAA Div. III postseason games ... Recorded first career sack against Oberlin (Oct. 23) ... Credited with a season-high three tackles during the opener against Muskingum (Sept. 4) ... Earned first letter ... 2003: Saw limited action with the varsity, while gaining experience as a member of the jayvee's ... Prior to Wooster: Earned All-Mega Conference Team honors as a senior at Belleville High School ... Made 49 tackles, two fumble recoveries, and an interception while helping lead the Tigers to a league championship in 2002 ... Letterwinner with the baseball team as well ... Personal: Born May 1, 1985 ... Son of Michelle Block ... Majoring in history with a minor in education.

CAREER DEFENSIVE STATISTICS

YEAR	G	SOLO	ASST	TACKLES	TFL-YDS	SACK-YDS	QBH	INT-YDS	PD	FR-YDS	FF
2003	1	0	0	0	0.0-0	0.0-0	0	0-0	0	0-0	0
2004	9	5	4	9	2.0-7	1.0-5	0	0-0	0	0-0	0
2005	10	21	16	37	2.0-8	0.0-0	3	1-0	1	0-0	0
TOTALS	20	26	20	46	4.0-15	1.0-5	3	1-0	1	0-0	0



Deron Boyd

Class _____ **Junior**
Position _____ **Defensive Tackle**
Height/Weight _____ **6'0"/255**
Hometown _____ **Ravenna, Ohio**
High School _____ **Ravenna**
Major _____ **Communication Studies**

In the running for a starting spot at defensive tackle ... Originally came to Wooster as a defensive end, but has moved inside ... 2005: Regular member of the squad's defensive line rotation, appearing in all 10 games ... Registered 14 tackles, including a half sack at rival Wittenberg (Nov. 5) ... Posted a season-high four tackles and forced a fumble at Case (Sept. 24) ... 2004: Entered one varsity game, while primarily honing his skills with the Scots' jayvee squad ... Prior to Wooster: Named to the All-Western Reserve Conference Second Team as a linebacker in 2003 and as an offensive lineman in 2002 at Ravenna High School ... Personal: Born March 12, 1986 ... Son of Diana Hazard ... Majoring in communication studies.

CAREER DEFENSIVE STATISTICS

YEAR	G	SOLO	ASST	TACKLES	TFL-YDS	SACK-YDS	QBH	INT-YDS	PD	FR-YDS	FF
2004	1	0	0	0	0.0-0	0.0-0	0	0-0	0	0-0	0
2005	10	3	11	14	1.0-3	0.5-2	0	0-0	0	0-0	1
TOTALS	11	3	11	14	1.0-3	0.5-2	0	0-0	0	0-0	1

RETURNING LETTERWINNERS



Pat Byrne

Class _____ **Sophomore**
Position _____ **Defensive Tackle**
Height/Weight _____ **6'1"/245**
Hometown _____ **Pittsburgh, Pa.**
High School _____ **Central Catholic**
Major _____ **Undeclared**

Could have a breakout season after a productive freshman campaign that was limited by injuries ... Tremendous athlete for defensive tackle, possessing great quickness, according to the coaching staff ... 2005: Steadily worked his way into the squad's defensive line rotation, appearing in exactly half of Wooster's games ... Recorded five tackles, including three in the season finale against Ohio Wesleyan (Nov. 12) ... One of seven freshmen to earn a varsity letter ... Prior to Wooster: Garnered all-state and first-team all-conference honors as a senior lineman at Pittsburgh Central Catholic High School, helping the Vikings to a state championship and the first 16-0 season in state history ... Tallied 68 tackles, 5.0 sacks, and four forced fumbles ... Three-year letterwinner in football and also competed in track & field ... Personal: Was born on Jan. 22, 1987 ... Son of Patrick and Jeannie Byrne ... Has not declared a major.

CAREER DEFENSIVE STATISTICS

YEAR	G	SOLO	ASST	TACKLES	TFL-YDS	SACK-YDS	QBH	INT-YDS	PD	FR-YDS	FF
2005	5	3	2	5	0.0-0	0.0-0	0	0-0	0	0-0	0
TOTALS	5	3	2	5	0.0-0	0.0-0	0	0-0	0	0-0	0



Geoff Cooper

Class _____ **Junior**
Position _____ **Offensive Lineman**
Height/Weight _____ **6'5"/305**
Hometown _____ **Reisterstown, Md.**
High School _____ **Danville (Ohio)**
Major _____ **Business Economics**

In a battle for the starting job at right tackle ... Will be a force on the offensive line, if he can stay healthy ... 2005: Was penciled in to be the starting right tackle, but sustained a knee injury against MacMurray (Sept. 10) which kept him out of the lineup for much of the remainder of the year ... Started twice and appeared in two others, playing a part on a line that helped the offense average 24.2 points and 368.2 yards ... 2004: Was one of just four freshmen on the team to earn a letter ... Worked up the depth chart to back up All-American left tackle Rick Drushal, appearing in seven of the Scots' games ... Part of a unit that paved the way for school records for scoring (510 points), first downs (258), rushing yardage (3,188), average rush (5.7), rushing touchdowns (43), total offense (5,248 yards), and average per play (6.3 yards) ... Prior to Wooster: Earned first-team all-state honors in Div. VI as a senior at Danville High School ... Also was first-team all-district that season and second-team all-district as a junior ... Part of Blue Devil teams that went 19-5 and won back-to-back Mid-Buckeye Conference titles in 2002-03 ... Lettered once in basketball and once in baseball as well ... Personal: Born Oct. 18, 1986 ... Son of Deborah Cooper and Douglas Cooper ... Majoring in business economics.



Chris Craig

Class _____ **Senior**
Position _____ **Defensive Back**
Height/Weight _____ **6'2"/210**
Hometown _____ **Newark, Ohio**
High School _____ **Johnstown-Monroe**
Major _____ **History**

Squad's most experienced player in secondary, as he'll be a three-year starter at strong safety ... Will likely also continue to contribute on special teams ... Is an "outstanding competitor" and possesses an "unparalleled work ethic," according to the coaching staff ... 2005: Started at strong safety again and finished third on the defense with 67 tackles ... Forced a fumble and recovered another in the finale versus Ohio Wesleyan (Nov. 12) ... Intercepted a pass late in the fourth quarter and ran it back 20 yards for his third career touchdown, while clinching the Scots' 38-21 victory at Case (Sept. 24) ... Posted season-high nine tackles twice at home against MacMurray (Sept. 10) and Wabash (Oct. 15) ... 2004: Expected to be in a heated competition just to win a starting position, but quickly developed into the first-team All-NCAC strong safety ... Started all 12 games and ranked fourth on the squad in tackles with 77 ... Intercepted a pair of passes, both of which he returned for touchdowns - a 29-yarder in the opener against Muskingum (Sept. 4) and a 20-yard run back at Wabash (Oct. 16) ... Broke up six other passes ... Had career-highs of 10 tackles at Grove City (Sept. 18) and at Ohio Wesleyan (Nov. 13), the latter of which was followed by a nine-tackle outing against Aurora (Nov. 20) in the first round of the NCAA Div. III Football Championship ... 2003: Saw action in most every game as a coverage specialist on kickoffs and punts en route to earning a varsity letter ... Also was a backup defensive back ... Made six tackles, including five solos, and forced a fumble against Denison (Nov. 8) ... Prior to Wooster: Earned special mention All-Ohio and first-team All-Mid Buckeye Conference honors as a senior at Johnstown-Monroe High School ... Totaled 97 tackles, including seven for losses, and five interceptions that season ... Also played baseball for the Johnnies ... Personal: Born March 6, 1984 ... Is the son of Gail Craig and the late Mike Craig ... Majoring in history with a minor in education.

CAREER DEFENSIVE STATISTICS

YEAR	G	SOLO	ASST	TACKLES	TFL-YDS	SACK-YDS	QBH	INT-YDS	PD	FR-YDS	FF
2003	7	6	1	7	0.0-0	0.0-0	0	0-0	0	0-0	1
2004	12	48	29	77	1.5-2	0.0-0	0	2-49	6	0-0	0
2005	10	43	24	67	2.0-7	0.0-0	0	1-20	1	2-0	1
TOTALS	29	97	54	151	3.5-9	0.0-0	0	3-69	7	2-0	2



RETURNING LETTERWINNERS



Jalam Cutting

Class _____ **Junior**
Position _____ **Cornerback/Return Specialist**
Height/Weight _____ **5'10"/180**
Hometown _____ **Akron, Ohio**
High School _____ **Buchtel**
Major _____ **Communication Studies**

Brings experience to the cornerback position and will compete for a starting spot ... Also could factor in the return game ... 2005: Served multiple roles, seeing action in all 10 games as a special teams player and as a member of the rotation at CB ... Started once at corner ... Credited with 18 tackles, including multiple touchdown-saving stops on special teams ... Had a season-high five stops and forced a fumble at Wittenberg (Nov. 5) ... Intercepted his first career pass, returning it 41 yards at Oberlin (Oct. 22) ... Brought back the most kickoffs of any Scot (17), averaging 18.5 yards ... 2004: Member of the jayvee team ... Prior to Wooster: Two-way starter (WR, DB) as a senior at Buchtel High School, helping the Griffins to the city championship and a 10-3 record ... Also competed in baseball and track ... Personal: Born Sept. 8, 1985 ... Son of Scott Cutting and Glennis Cutting ... Majoring in communication studies.

CAREER DEFENSIVE STATISTICS

YEAR	G	SOLO	ASST	TACKLES	TFL-YDS	SACK-YDS	QBH	INT-YDS	PD	FR-YDS	FF
2004											
- Member of the JV team -											
2005	10	15	3	18	0.0-0	0.0-0	0	1-41	1	0-0	1
TOTALS	10	15	3	18	0.0-0	0.0-0	0	1-41	1	0-0	1



Rick Drushal

Class _____ **Senior**
Position _____ **Offensive Lineman**
Height/Weight _____ **6'4"/310**
Hometown _____ **Lakeville, Ohio**
High School _____ **West Holmes**
Major _____ **Mathematics/Computer Science**

D3football.com preseason All-American, having started every career game (32) at the left tackle position ... Possesses "the whole package ... great athleticism, size, intelligence, and attitude," according to the staff ... Also a seven-time All-NCAC thrower for Wooster's track & field team, finishing as high as second-place in the shot put at the conference's 2006 indoor meet (47 feet, 3.25 inches) ... 2005: Honorable mention on the D3football.com All-America Team, in addition to third-team All-North and first-team All-NCAC recognition ... Also first-team Academic All-District ... Was the starting left tackle again ... Graded out as the Scots' top offensive lineman (a rate of 79% and 122 pancake blocks in 10 games, according to the coaches), while anchoring an inexperienced unit, which helped the offense average 24.2 points and 368.2 yards per game ... 2004: Collected second-team All-American honors from Football Gazette, as well as first-team recognition on the all-region and all-conference teams ... Started every game (12) at left tackle ... Graded out as the Scots' top lineman, anchoring a unit that paved the way for school records in scoring (510 points), first downs (258), rushing yards (3,188), average rush (5.7), rushing touchdowns (43), total offense (5,248 yards), and average per play (6.3 yards), and the unit yielded just 17 sacks ... 2003: Selected second-team All-NCAC as a rookie after serving as one of the cornerstones of the offensive line ... Started all 10 games at left tackle ... Prior to Wooster: All-state twice at West Holmes High School, including first-team recognition as a senior ... Also was a two-time first-team all-district and all-conference honoree ... Played basketball and threw the discus and shot put for the Knights as well ... Was West Holmes' valedictorian with a perfect 4.00 GPA ... Personal: Born July 14, 1984 ... Is the son of Wooster alum Rich and Josie Drushal, and grandson of J. Garber Drushal, who was the president of The College of Wooster from 1967-77 ... Double-majoring in mathematics and computer science.



Darren Farmer

Class _____ **Senior**
Position _____ **Defensive Back**
Height/Weight _____ **5'9"/185**
Hometown _____ **Prospect, Ohio**
High School _____ **Marion Pleasant**
Major _____ **Business Economics**

Will likely make the transition back to the safety position, but flexible enough to play cornerback ... Has fought through injuries throughout his career ... 2005: Started seven of eight games he played at corner and also contributed on special teams ... Team's ninth-leading tackler (43) ... Recovered a fumble in each of last two games ... Made a career-high nine tackles, including his first sack, against Kenyon (Oct. 8) ... Had an interception at Case (Sept. 24) ... 2004: Slowed by an early-season injury, but came back to play a key role on special teams and as a backup safety for seven of the final eight games ... Tallied 10 tackles, including a season-high three against Aurora (Nov. 20) in the Scots' first postseason game ... Made his first career interception at Hiram (Oct. 30) ... 2003: Played in most every game, contributing on special teams and as the backup free safety en route to earning a letter ... Totaled 10 tackles, including a season-high four at Bethany (Sept. 20) ... Prior to Wooster: Closed his career at Marion Pleasant High School in style by earning MVP honors at the state title game (Div. V) ... 100-plus tackles and seven picks as a senior for the state-champion Spartans en route to earning first-team all-district and all-conference recognition, as well as All-Ohio special mention ... Also competed for the track team ... Personal: Born on May 10, 1985 ... Son of Waid and Deedee Farmer ... Majoring in business economics.

CAREER DEFENSIVE STATISTICS

YEAR	G	SOLO	ASST	TACKLES	TFL-YDS	SACK-YDS	QBH	INT-YDS	PD	FR-YDS	FF
2003	8	7	3	10	0.0-0	0.0-0	0	0-0	0	0-0	0
2004	7	8	2	10	0.0-0	0.0-0	0	1-0	1	0-0	0
2005	8	32	11	43	2.0-15	1.0-14	0	1-0	2	2-0	0
TOTALS	23	47	16	63	2.0-15	1.0-14	0	2-0	3	2-0	0



Josh Feesler

Class _____ **Senior**
Position _____ **Defensive Back**
Height/Weight _____ **6'0"/175**
Hometown _____ **Canal Fulton, Ohio**
High School _____ **Manchester**
Major _____ **Business Economics**

Returning starter at free safety ... Very intelligent player who has demonstrated consistent development ... 2005: Was the starting free safety for nine of 10 games, tying for sixth on the team in tackles (56) ... Recovered a fumble and returned it 34 yards for a touchdown against Ohio Wesleyan (Nov. 12) ... One of his two interceptions and a career-high 11 tackles came at Allegheny (Oct. 1) ... 2004: Key member of coverage units (special teams) and back-up free safety behind all-conference honoree Brian Kight ... Credited with 15 tackles, including a season-high four stops and a forced fumble at Kenyon (Oct. 9) ... 2003: Member of the jayvee team ... Prior to Wooster: Two-time all-district and all-league selection at Manchester High School ... Earned special mention on the All-Ohio Team as a senior with the Panthers, when he totaled 1,290 all-purpose yards (393 rushing, 446 receiving, 111 kickoff returns, 340 punt returns) and 10 touchdowns ... Also was in on 78 tackles and three takeaways that year, while helping team to undefeated regular season (10-0) ... Personal: Born Feb. 22, 1985 ... Son of Joe and Ruth Feesler ... Majoring in business economics.

CAREER DEFENSIVE STATISTICS

YEAR	G	SOLO	ASST	TACKLES	TFL-YDS	SACK-YDS	QBH	INT-YDS	PD	FR-YDS	FF
2003											
- Member of the JV team -											
2004	10	9	6	15	0.0-0	0.0-0	0	0-0	0	0-0	1
2005	10	40	16	56	3.0-9	0.0-0	0	2-17	6	1-34	2
TOTALS	20	49	22	71	3.0-9	0.0-0	0	2-17	6	1-34	3

RETURNING LETTERWINNERS



Jordan Ferns

Class _____ **Sophomore**
Position _____ **Wide Receiver**
Height/Weight _____ **6'0"/195**
Hometown _____ **Canfield, Ohio**
High School _____ **Canfield**
Major _____ **Undeclared**

Is coming off "impressive spring practices," according to the coaching staff, and has the potential to become a regular member of the wide receiver rotation ... Possesses outstanding hands and toughness ... 2005: Appeared in each of the final four games, but did not record a statistic as a member of special teams and backup wideout ... One of just seven freshmen to letter ... Prior to Wooster: All-state in both football and basketball as a senior at Canfield High School, earning second-team recognition on the gridiron ... Two-time All-Metro Athletic Conference with the Cardinals ... Made 36 receptions for 812 yards and 10 TDs in 2004, finishing with respective career totals of 82, 1,800, and 18 ... Holds six school receiving records, including receptions in a game (9), receiving yards in a game (289), and receiving yards in a season (812) ... Totaled eight varsity letters - three each in football and basketball and two in track ... Personal: Born Sept. 15, 1986 ... Son of Don and Amy Ferns ... Undecided on a major.

CAREER OFFENSIVE STATISTICS

YEAR	RUSHING							RECEIVING						
	G	ATT	YDS	AVG	TD	LONG	AVG/G	REC	YDS	AVG	TD	LONG	AVG/G	
2005	4	0	0	0.0	0	0	0.0	0	0	0.0	0	0	0.0	
TOTALS	4	0	0	0.0	0	0	0.0	0	0	0.0	0	0	0.0	



Eric Fluharty

Class _____ **Senior**
Position _____ **Offensive Lineman**
Height/Weight _____ **6'3"/265**
Hometown _____ **Fort Myers, Fla.**
High School _____ **Bishop Verot**
Major _____ **Philosophy**

Will vie for increased playing time on the offensive line, most likely at the guard position, and also continue to serve as a member of the special teams ... One of three senior offensive linemen for the Scots ... 2005: Saw regular action as a member of the field goal and PAT units ... Also played in the offensive rotation at left guard, helping the unit average 24.2 points and 368.2 yards ... Unit cleared the way for Wooster runners to go 4.0 yards per carry and yielded just 23 sacks on the season ... 2004: Earned varsity playing time on a limited basis, while continuing to hone his skills on the jayvee level ... 2003: Member of the jayvee team ... Prior to Wooster: Graduated from Bishop Verot High School ... Personal: Born on May 2, 1984 ... Son of Gary and Mary Fluharty ... Majoring in philosophy.



Brandon French

Class _____ **Senior**
Position _____ **Defensive Tackle**
Height/Weight _____ **6'1"/255**
Hometown _____ **Columbia Station, Ohio**
High School _____ **Columbia**
Major _____ **History**

Returning starter at defensive tackle after a breakout year ... Has also played end ... Outstanding athleticism for an interior lineman ... 2005: Started seven games and saw significant action in the other three ... Led the squad's interior linemen with 44 tackles, including 12.5 for losses of 48 yards ... Second on the team in sacks (4.5) and tied for a Scot-high with three forced fumbles ... Forced two in the finale against Ohio Wesleyan (Nov. 12) ... Made two solo sacks and two other tackles for loss at Oberlin (Oct. 22) ... Career-high nine tackles against Kenyon (Oct. 8) ... 2004: Regularly rotated in on the defensive line (primarily end), playing in all 12 games and totaling 13 tackles, 6.0 of which went for losses ... Had first career sack and season-high four tackles against Muskingum (Sept. 4) ... 2003: Limited varsity action, developing his game at the jayvee level ... Made two tackles, both coming at Bethany (Sept. 20) ... Prior to Wooster: Twice named to the first-team all-district and all-conference teams at Columbia High School, and twice received honorable mention on the all-state team ... Totaled 148 career tackles, as well as 6.0 sacks and six caused fumbles with the Raiders ... Helped the team to the 2002 MAC-8 title ... Lettered nine times - four in football, three in wrestling, and two in baseball ... Personal: Born May 5, 1985 ... Son of Toney and Cheryl French ... Majoring in history.

CAREER DEFENSIVE STATISTICS

YEAR	G	SOLO	ASST	TACKLES	TFL-YDS	SACK-YDS	QBH	INT-YDS	PD	FR-YDS	FF
2003	2	1	1	2	0-0-0	0-0-0	0	0-0	0	0-0	0
2004	12	11	2	13	6-0-18	1-0-6	0	0-0	0	0-0	0
2005	10	32	12	44	12.5-48	4.5-27	5	0-0	0	0-0	3
TOTALS	24	44	15	59	18.5-66	5.5-33	5	0-0	0	0-0	3



Jeff Geffert

Class _____ **Junior**
Position _____ **Cornerback**
Height/Weight _____ **6'0"/180**
Hometown _____ **Mentor, Ohio**
High School _____ **Mentor**
Major _____ **Communication Studies**

Expected to be a starting corner for the second year in a row ... 2005: Was the squad's top cornerback, starting all 10 games while leading the Scots in both interceptions (3) and pass breakups (6) ... Tied for sixth on the team in tackles (56) ... Finished with back-to-back 10-tackle outings at Wittenberg (Nov. 5) and against Ohio Wesleyan (Nov. 12) ... Had two interceptions at Oberlin (Oct. 22), including one on Wooster's own 8-yard line with :10 remaining to seal the 20-19 win ... Also made a key pick at Muskingum (Sept. 3), taking away a pass in the end zone at the end of the third quarter which kept it tied (10-10) ... 2004: Member of the jayvee team ... Prior to Wooster: Received honorable mention from the News Herald and won the team's award for character and hustle at Mentor High School ... Tallied a team-high five interceptions as well as 48 tackles in 2003 for the league-champion Cardinals ... Personal: Born Sept. 28, 1985 ... Son of Burt and Virginia Geffert ... Majoring in communication studies.

CAREER DEFENSIVE STATISTICS

YEAR	G	SOLO	ASST	TACKLES	TFL-YDS	SACK-YDS	QBH	INT-YDS	PD	FR-YDS	FF
2004	- Member of the JV team -										
2005	10	44	12	56	1.5-6	0-0-0	0	3-0	6	0-0	0
TOTALS	10	44	12	56	1.5-6	0-0-0	0	3-0	6	0-0	0

RETURNING LETTERWINNERS



Aaron Gertz

Class _____ **Senior**
Position _____ **Wide Receiver**
Height/Weight _____ **6'0"/190**
Hometown _____ **Bay Village, Ohio**
High School _____ **Bay**
Major _____ **Business Economics**

Returning starter at wide receiver ... Described by the coaching staff as "one of the hardest workers on the team" and "with outstanding speed" ... 2005: Started all 10 games and led the squad in receiving yards with 473 ... Caught 27 balls, averaging 17.5 yards per reception ... Produced two 100-yard games - a career-best 147 and two touchdowns at Allegheny (Oct. 1) and 128 via a career-high five receptions against Hiram (Oct. 29) ... Also scored twice in the Hiram game, with one coming on a blocked punt and return of 11 yards ... 2004: Was a backup wideout, seeing action in four-receiver sets, and played a role on special teams ... Played in 10 games, making four receptions for 29 yards ... Had three of those and his first career touchdown - an 11-yarder from high school teammate Bobby Reiff - against Oberlin (Oct. 23) ... 2003: Saw limited action with the varsity, while gaining experience as a member of the jayvee squad ... Prior to Wooster: Named to the All-Southwestern Conference First Team as a senior after setting Bay High School season records for receptions (41) and receiving yards (804) ... Also set single-game school record with 214 receiving yards versus Olmsted Falls, including a 77-yard touchdown reception ... Competed in track & field for the Rockets, too ... Personal: Born Oct. 11, 1984 ... Son of Doug and Karen Gertz ... Majoring in business economics.

CAREER OFFENSIVE STATISTICS

YEAR	RUSHING						RECEIVING						
	G	ATT	YDS	AVG	TD	LONG	AVG/G	REC	YDS	AVG	TD	LONG	AVG/G
2003	1	0	0	0.0	0	0	0.0	0	0	0.0	0	0	0.0
2004	10	0	0	0.0	0	0	0.0	4	29	7.2	1	11	2.9
2005	10	1	9	9.0	0	9	0.9	27	473	17.5	3	77	47.3
TOTALS	21	1	9	9.0	0	9	0.4	31	502	16.2	4	77	23.9



Paul Hamilton

Class _____ **Junior**
Position _____ **Defensive End**
Height/Weight _____ **6'3"/220**
Hometown _____ **Clinton, Ohio**
High School _____ **Archbishop Hoban**
Major _____ **Chemistry**

Will look to contribute more after gaining valuable experience as part of the defensive line rotation ... 2005: Appeared in most every game, rotating in at defensive end ... Recorded four tackles, highlighted by his first career sack (0.5) against Hiram (Oct. 29) ... 2004: Saw limited varsity action, developing his game at the jayvee level ... Prior to Wooster: Totaled five varsity letters at Archbishop Hoban High School, three in football and two in volleyball ... Personal: Born June 29, 1985 ... Son of Paul and MaryAnn Hamilton ... Majoring in chemistry.

CAREER DEFENSIVE STATISTICS

YEAR	G	SOLO	ASST	TACKLES	TFL-YDS	SACK-YDS	QBH	INT-YDS	PD	FR-YDS	FF
2004	1	0	0	0	0.0-0	0.0-0	0	0-0	0	0-0	0
2005	8	0	4	4	0.5-1	0.0-0	0	0-0	0	0-0	0
TOTALS	9	0	4	4	0.5-1	0.0-0	0	0-0	0	0-0	0



Rob Kelm

Class _____ **Senior**
Position _____ **Fullback**
Height/Weight _____ **6'1"/215**
Hometown _____ **Cincinnati, Ohio**
High School _____ **Colerain**
Major _____ **History**

Is a leading candidate to earn the starting fullback position after being a tight end earlier in his career ... Will continue to play an integral role on special teams ... Also a key member of Wooster's track team, having placed fifth in the outdoor 110 hurdles (16.54), seventh in the indoor 55 hurdles (8.29), and eighth in the outdoor 400 hurdles (1:03.58) at the conference championships last year ... 2005: Played a significant role on the special teams' kick coverage units, appearing in most every game and registering one solo tackle ... Received his first varsity letter ... 2004: Played in four varsity games, primarily as a member of the special teams and made one solo tackle ... Also was a backup tight end ... 2003: Member of the jayvee team ... Prior to Wooster: Received honorable mention all-city as a member of the perennial power Colerain High School football program ... Scored two touchdowns with the Cardinals ... Personal: Born March 4, 1985 ... Son of Gary and Margaret Kelm ... Majoring in history with a minor in education.

CAREER OFFENSIVE STATISTICS

YEAR	RUSHING						RECEIVING						
	G	ATT	YDS	AVG	TD	LONG	AVG/G	REC	YDS	AVG	TD	LONG	AVG/G
2003	- Member of the JV team -												
2004	4	0	0	0.0	0	0	0.0	0	0	0.0	0	0	0.0
2005	6	0	0	0.0	0	0	0.0	0	0	0.0	0	0	0.0
TOTALS	10	0	0	0.0	0	0	0.0	0	0	0.0	0	0	0.0

RETURNING LETTERWINNERS



Mike Marshall

Class _____ **Junior**
Position _____ **Wide Receiver**
Height/Weight _____ **6'1"/185**
Hometown _____ **Wadsworth, Ohio**
High School _____ **Wadsworth**
Major _____ **Mathematics**

One of several veteran wide receivers in the hunt for increased playing time ... 2005: Earned regular action, playing in eight games with one start ... Was one of seven Wooster players to finish with double-digit receptions, hauling in 10 balls for 113 yards and two touchdowns ... Had season-highs of three receptions at Case (Sept. 24) and 35 yards against Hiram (Oct. 29) ... Garnered first varsity letter ... 2004: Appeared in four varsity games as a freshman, making a catch in three of them ... Prior to Wooster: Received honorable mention All-Ohio as well as first-team all-league and all-county recognition while at Wadsworth High School ... Totaled 103 receptions, 1671 yards, and 19 touchdowns during his career with the Grizzlies, while also serving as the squad's punter ... Also played varsity basketball and baseball ... Personal: Born June 30, 1986 ... Son of Kent and Brenda Marshall ... Majoring in mathematics.

CAREER OFFENSIVE STATISTICS

YEAR	RUSHING						RECEIVING					
	G	ATT	YDS	AVG	TD	LONG	REC	YDS	AVG	TD	LONG	AVG/G
2004	4	0	0	0.0	0	0	3	26	8.7	0	14	6.5
2005	8	0	0	0.0	0	0	10	113	11.3	2	23	14.1
TOTALS	12	0	0	0.0	0	0	13	139	10.7	2	23	11.6



Luke McCann

Class _____ **Sophomore**
Position _____ **Wide Receiver**
Height/Weight _____ **6'1"/185**
Hometown _____ **Pittsburgh, Pa.**
High School _____ **Keystone Oaks**
Major _____ **Business Economics**

Is coming off "impressive spring practices," according to the coaching staff, and has the chance to play a significant role this fall ... Possesses excellent speed and big-play capabilities ... 2005: Played in exactly half (five) of the varsity games, tallying three receptions for 33 yards ... Caught a pass in his first game, a 14-yarder at Muskingum (Sept. 3), and also in non-league play, grabbed an 18-yard reception at Case (Sept. 24) ... Was one of just seven freshmen to earn a letter ... Prior to Wooster: Tabbed with All-Greater Allegheny honors as a junior and senior at Keystone Oaks High School ... Also competed in track & field for the Golden Eagles, breaking the school's record in the high jump ... Personal: Born July 20, 1986 ... Son of Randy and Sandy McCann ... Plans on majoring in business economics.

CAREER OFFENSIVE STATISTICS

YEAR	RUSHING						RECEIVING					
	G	ATT	YDS	AVG	TD	LONG	REC	YDS	AVG	TD	LONG	AVG/G
2005	5	1	-10	-10.0	0	0	3	33	11.0	0	18	6.6
TOTALS	5	1	-10	-10.0	0	0	3	33	11.0	0	18	6.6



David Miller

Class _____ **Senior**
Position _____ **Fullback**
Height/Weight _____ **5'10"/210**
Hometown _____ **Uniontown, Ohio**
High School _____ **Lake**
Major _____ **Business Economics**

Veteran player with flexibility to play numerous positions ... 2005: Made the transition from fullback to wide receiver and became a regular member of that rotation, appearing in nine games with five starts ... Finished fifth on the team with 16 catches for 360 yards, with his average of 22.5 yards per reception breaking a school record ... Exploded for 168 receiving yards - the seventh-highest total in team history - against Hiram (Oct. 29) ... Also had a five-catch game against Kenyon (Oct. 8) ... Picked up first varsity letter ... 2004: Saw some varsity snaps at fullback and played a role on special teams ... 2003: Entered one varsity game, while primarily honing his skills with the Scots' jayvee squad ... Prior to Wooster: Collected numerous honors, including second-team all-state and first-team all-district, as a quarterback at Lake High School ... Threw for 1,335 yards and 13 touchdowns for the Blue Streaks and also started at defensive back ... Participated in basketball and volleyball as well ... Personal: Born April 1, 1985 ... Son of Dennis and Christine Miller ... Is a business economics major.

CAREER OFFENSIVE STATISTICS

YEAR	RUSHING						RECEIVING					
	G	ATT	YDS	AVG	TD	LONG	REC	YDS	AVG	TD	LONG	AVG/G
2003	1	1	6	6.0	0	0	0	0	0.0	0	0	0.0
2004	4	2	4	2.0	0	3	0	0	0.0	0	0	0.0
2005	9	0	0	0.0	0	0	16	360	22.5	1	60	40.0
TOTALS	14	3	10	3.3	0	3	16	360	22.5	1	60	25.7



Andy Milligan


Class _____ **Junior**
Position _____ **Placekicker**
Height/Weight _____ **5'10"/215**
Hometown _____ **Orrville, Ohio**
High School _____ **Orrville**
Major _____ **Geology**

Is the Scots' incumbent placekicker ... Continued to develop during the off-season, according to the coaching staff ... 2005: Team's top scorer, and sixth in the conference, as he converted 29-of-30 extra points (.967) and 9-of-15 field goals (.600) for 56 total points ... Nine field goals tied for the third-most in a season by a Wooster kicker, and two were game-winners, knocking through a 31-yarder with 3:19 left to give the Scots a 13-10 victory at Muskingum (Sept. 3) and splitting the uprights from 32 yards out with just :02 remaining for a 37-34 win at Allegheny (Oct. 1) ... 2004: Handled some kickoff duties as a freshman, while serving as the second-string placekicker behind three-time All-NCAC honoree Richie McNally ... Prior to Wooster: Primarily played soccer at Orrville High School, but kicked for the Red Riders as a senior, making 31-of-34 extra points and 5-of-6 field goals during the squad's playoff season ... Personal: Born July 8, 1985 ... Son of Charles and Darlene Milligan, and younger brother of Adam Milligan, a 2005 Wooster alum and the men's soccer program's fourth all-time leading scorer with 97 points ... Majoring in geology.

CAREER SPECIAL TEAMS STATISTICS

YEAR	EXTRA			FG				TOT				
	G	POINTS	PCT	0-29	30-39	40-49	50+	FG	PCT	LONG	BLK	PTS
2004	3	0-0	.000	0-0	0-0	0-0	0-0	0-0	.000	0	0	0
2005	10	29-30	.967	3-4	6-9	0-2	0-0	9-15	.600	38	0	56
TOTALS	13	29-30	.967	3-4	6-9	0-2	0-0	9-15	.600	38	0	56

RETURNING LETTERWINNERS



Andy Mizak

Class _____ **Senior**
Position _____ **Defensive End**
Height/Weight _____ **6'2"/235**
Hometown _____ **Warren, Mich.**
High School _____ **Paul K. Cousino**
Major _____ **Mathematics**

Enters his senior campaign healthy for the first time since his freshman year after successful off-season back surgery ... An All-American candidate, if he stays healthy ... Possesses strength and toughness, as well as terrific speed off the edge ... Has the potential to break the Scots' career sack record, currently 9.5 short of Brock Jones (34.0; 1984-87) ... 2005: Came into the year with big expectations, but was hampered by injuries throughout ... Still managed to start the first nine games before missing the season finale ... Finished as the squad's 10th-leading tackler with 40 stops, including 4.0 sacks ... Had 1.5 sacks against Kenyon (Oct. 8) and at Oberlin (Oct. 22) ... Also posted a season-high eight tackles in the Kenyon game ... 2004: Received honorable mention on D3Football.com's All-America Team as well as third-team mention on the All-North Region Team and second-team all-conference accolades ... Broke a nearly 20-year-old school record with 15.0 sacks, two better than Jones' 1985 mark ... Tied for third nationally in Div. III in sacks and ranked third in total tackles for loss (25.0) ... Was Wooster's fifth-leading tackler (63) ... Recorded 2.0 or more sacks in five games and nearly missed several others, posting eight quarterback hurries ... Excelled in the NCAA Div. III Playoffs, registering 3.0 sacks (13 yards) and two other tackles in the victory over Aurora (Nov. 20) and contributing 2.0 sacks (20 yards) and four other tackles against Carthage (Nov. 27) ... Tied a single-game team record with 4.0 sacks (45 yards) against Oberlin (Oct. 23) as part of a career-high nine-tackle day ... Also blocked four kicks during the year ... 2003: Made the move from linebacker in training camp and developed into a starting defensive end ... Finished 10th on the team in tackles with 29, including 20 solos ... Recorded a team-high 6.5 sacks, including 3.5 during a 23-7 win over Wabash (Nov. 1) ... Totaled a season-high five tackles in that contest as well as at Oberlin (Oct. 11) ... Recovered two fumbles against Denison (Nov. 8) ... Prior to Wooster: Posted first-team all-county and all-conference honors as a senior linebacker at Paul K. Cousino High School ... Had a team-high 118 tackles that season ... Also played baseball and basketball for the Patriots ... Personal: Born April 26, 1985 ... Son of Mark and Joanne Mizak ... Majoring in mathematics.

CAREER DEFENSIVE STATISTICS

YEAR	G	SOLO	ASST	TACKLES	TFL-YDS	SACK-YDS	QBH	INT-YDS	PD	FR-YDS	FF
2003	10	20	9	29	6.5-32	6.5-32	3	0-0	2	2-0	1
2004	12	40	23	63	25.0-138	15.0-116	8	0-0	2	0-0	0
2005	9	25	15	40	8.0-32	4.0-22	2	0-0	2	0-0	0
TOTALS	31	85	47	132	39.5-202	25.5-170	13	0-0	6	2-0	1



Steve Motil

Class _____ **Senior**
Position _____ **Linebacker**
Height/Weight _____ **5'10"/205**
Hometown _____ **Clinton, Ohio**
High School _____ **Archbishop Hoban**
Major _____ **Mathematics**

Veteran who will compete for increased playing time at middle linebacker, in addition to his role as a key special teams contributor ... 2005: Saw regular action on special teams, serving on the kickoff and punt coverage units, and was the second-string middle linebacker for the majority of the year ... Registered 11 tackles, highlighted by his first career sack at Oberlin (Oct. 22) ... Tied a career-high with four tackles against Hiram (Oct. 29) ... 2004: Played a key role on special teams and as a backup linebacker ... Credited with 13 tackles, including eight solos ... Had a season-high four stops against Oberlin (Oct. 23) and recorded one in the Scots' postseason win against Aurora (Nov. 20) ... Earned first varsity letter ... 2003: Was a member of the jayvee team ... Prior to Wooster: Totaled 115 tackles, eight sacks, two pass breakups, two forced fumbles, and two fumble recoveries while helping Archbishop Hoban High School reach the state semifinals in 2002 ... Also competed in wrestling and track & field with the Knights ... Personal: Born Oct. 27, 1984 ... Son of Fulton and Barbara Benya ... Majoring in mathematics.

CAREER DEFENSIVE STATISTICS

YEAR	G	SOLO	ASST	TACKLES	TFL-YDS	SACK-YDS	QBH	INT-YDS	PD	FR-YDS	FF
2003											
- Member of the JV team -											
2004	11	8	5	13	0.0-0	0.0-0	0	0-0	0	0-0	0
2005	9	7	4	11	1.0-6	1.0-6	0	0-0	1	0-0	0
TOTALS	20	15	9	24	1.0-6	1.0-6	0	0-0	1	0-0	0



Chip Neilson

Class _____ **Senior**
Position _____ **Defensive Back**
Height/Weight _____ **5'11"/180**
Hometown _____ **Dayton, Ohio**
High School _____ **Chaminade-Julienne Catholic**
Major _____ **Political Science**

Will likely make the transition to free safety after previously serving as a cornerback and wide receiver during his career ... 2005: Active on special teams, seeing action in nearly every game on the kickoff and punt coverage units ... Made tackles in back-to-back weeks at Case (Sept. 24) and at Allegheny (Oct. 1) ... Earned first varsity letter ... 2004: Saw limited action on the varsity field as a special teams player ... Also served as a backup wide receiver ... 2003: Member of the jayvee team ... Prior to Wooster: Varsity lettermen in football and track at Chaminade-Julienne Catholic High School ... Helped the Eagles to the Division II state football championship in 2002 ... Personal: Born Sept. 11, 1985 ... Son of Marsha Neilson ... Majoring in political science with a minor in Chinese.

CAREER DEFENSIVE STATISTICS

YEAR	G	SOLO	ASST	TACKLES	TFL-YDS	SACK-YDS	QBH	INT-YDS	PD	FR-YDS	FF
2003											
- Member of the JV team -											
2004	2	0	0	0	0.0-0	0.0-0	0	0-0	0	0-0	0
2005	8	2	0	2	0.0-0	0.0-0	0	0-0	0	0-0	0
TOTALS	10	2	0	2	0.0-0	0.0-0	0	0-0	0	0-0	0

RETURNING LETTERWINNERS



Aaron Patterson

Class _____ **Junior**
Position _____ **Defensive Tackle**
Height/Weight _____ **6'3"/285**
Hometown _____ **Steubenville, Ohio**
High School _____ **Steubenville**
Major _____ **Philosophy**

Returning starter at left guard, but may make the transition to another position on the field depending on the team's needs ... 2005: Earned the starting left guard spot out of training camp, taking over for two-time all-conference honoree Jim Wallace, and stayed there for all 10 games ... Part of a young offensive line that helped the Scots average 24.2 points and 368.2 yards, clearing the way for Wooster runners to go 4.0 yards per carry ... 2004: Entered four varsity games, while also honing his skills with the Scots' jayvee squad ... Prior to Wooster: Helped lead Steubenville High School to an undefeated record (10-0) and the Associated Press No. 1 ranking in Div. III at the conclusion of the regular season as a senior ... Lettered in football and track & field for the Big Red ... Personal: Born on Oct. 20, 1985 ... Is the grandson of Hughy and Ruth Patterson ... Majoring in philosophy.



Greg Peltz

Class _____ **Senior**
Position _____ **Tight End**
Height/Weight _____ **6'2"/230**
Hometown _____ **Amherst, Ohio**
High School _____ **Amherst Steele**
Major _____ **Urban Studies**

Returning All-NCAC player and leader at one of the deepest positions on the team ... Possesses "outstanding athleticism" and has "really stepped it up as a blocker" since joining the program, according to the coaching staff ... 2005: Received honorable mention on the all-conference team after finishing second on the squad in receptions with 28 ... Totaled 356 receiving yards, the most by a Fighting Scot tight end since 1992 ... Caught a pass in every game except one, highlighted by a 100-yard game (114) at Allegheny (Oct. 1) and a career-best seven receptions for 71 yards against Wabash (Oct. 15) ... Scored in each of those games as well as at Case (Sept. 24) ... 2004: Appeared in nearly every game and was a part-time starter (three games) at tight end ... Made two receptions for 31 yards, highlighted by an 18-yarder during Wooster's second-round game in the NCAA Div. III Football Championship against Carthage (Nov. 27) ... As a blocker, helped the offense set team records for scoring (510 points), first downs (258), rushing yardage (3,188), average rush (5.7), rushing touchdowns (43), total offense (5,248 yards), and average per play (6.3 yards) ... 2003: Saw limited action with the varsity, while gaining experience as a member of the jayvee squad ... Prior to Wooster: Was tabbed with honorable mention on the all-county and all-conference teams at Amherst Steele High School ... Tallied 19 receptions for 278 yards and one touchdown during his career with the Comets ... Also participated in basketball and track ... Personal: Born Aug. 13, 1984 ... Son of Greg and Julie Peltz ... Majoring in urban studies.

CAREER OFFENSIVE STATISTICS

YEAR	RUSHING							RECEIVING						
	G	ATT	YDS	AVG	TD	LONG	AVG/G	REC	YDS	AVG	TD	LONG	AVG/G	
2003	1	0	0	0.0	0	0	0.0	0	0	0.0	0	0	0.0	
2004	10	0	0	0.0	0	0	0.0	2	31	15.5	0	18	3.1	
2005	10	0	0	0.0	0	0	0.0	28	356	12.7	3	73	35.6	
TOTALS	21	0	0	0.0	0	0	0.0	30	387	12.9	3	73	18.4	



Bobby Reiff

Class _____ **Senior**
Position _____ **Quarterback**
Height/Weight _____ **6'1"/185**
Hometown _____ **Bay Village, Ohio**
High School _____ **Bay**
Major _____ **Communication Studies/Philosophy**

Gives the Scots the luxury of a second experienced quarterback ... Likely will serve as the backup to All-American candidate Justin Schafer ... 2005: Played an integral role, appearing in nine of 10 games and starting four ... Completed just under half of his passes (.481) for 1,016 yards and four touchdowns, while accumulating a 100.99 efficiency rating ... Guided the Scots to victories at Allegheny (Oct. 1) and against Hiram (Oct. 29), coming off the bench to lead Wooster to two scores (10 points) over the final five minutes of a 37-34 victory in the former and throwing for a school-record 423 yards in the latter ... 2004: Came off the bench in six games, including the entire fourth quarter of the Scots' second-round game of the NCAA Div. III Playoffs against Carthage (Nov. 27) ... Was 10-of-11 passing for 117 yards and two touchdowns prior to that point ... 2003: Member of the jayvee team ... Prior to Wooster: Set eight school records during his senior year at Bay High School, including most passing yards in a game (313) and in a season (1,502) en route to second-team all-district and first-team all-conference honors ... Also played baseball for the Rockets ... Personal: Born May 10, 1985 ... Son of Michelle and Ron Baranovic, and Bob and Tracie Reiff ... Double-majoring in communication studies and philosophy.

CAREER OFFENSIVE STATISTICS

YEAR	RUSHING							PASSING								
	G	ATT	YDS	AVG	TD	LONG	AVG/G	CMP	ATT	PCT	YDS	YDS/G	TD	INT	LONG	RATING
2003	- Member of the JV team -															
2004	6	3	1	0.3	0	5	0.2	11	25	.440	126	21.0	2	1	36	104.74
2005	9	36	33	0.9	1	15	3.7	75	156	.481	1016	112.9	4	8	60	100.99
TOTALS	15	39	34	0.9	1	15	2.3	86	181	.475	1142	76.1	6	9	60	101.51



Jordan Ross


Class _____ **Sophomore**
Position _____ **Cornerback**
Height/Weight _____ **5'7"/165**
Hometown _____ **Silver Lake, Ohio**
High School _____ **Cuyahoga Falls**
Major _____ **Undeclared**

A contender for a starting job at cornerback ... Plays bigger than his size and is a great competitor, according to the coaching staff ... 2005: Gained significant experience with the jayvee team, and did enter five varsity games, mostly as a member of the kickoff and punt coverage units ... Totaled all four of his tackles against Hiram (Oct. 29) ... One of just seven freshmen to earn a letter ... Prior to Wooster: Two-time All-Western Reserve Conference Team honoree at Cuyahoga Falls High School, including first-team accolades as a senior ... Totaled 104 tackles, three interceptions, and 12 passes defended during his career with the Black Tigers ... Also played basketball and baseball ... Personal: Born Sept. 18, 1986 ... Son of Don and Cindy Ross ... Has not declared a major.

CAREER DEFENSIVE STATISTICS

YEAR	G	SOLO	ASST	TACKLES	TFL-YDS	SACK-YDS	QBH	INT-YDS	PD	FR-YDS	FF
2005	5	2	2	4	0.0-0	0.0-0	0	0-0	0	0-0	0
TOTALS	5	2	2	4	0.0-0	0.0-0	0	0-0	0	0-0	0

RETURNING LETTERWINNERS




Justin Schafer

Class _____ **Senior**
Position _____ **Quarterback**
Height/Weight _____ **6'4"/230**
Hometown _____ **Bethesda, Ohio**
High School _____ **Union Local**
Major _____ **Political Science**

Outstanding athlete and a great leader, which combined with a tremendous competitive and winning attitude has translated into a 23-5 record (.821) for the Scots when he starts ... Could conclude his career as the best quarterback in school history ... Will challenge numerous Wooster career records, including total offense and pass efficiency rating ... Equally proficient throwing the ball and running ... 2005: Suffered through an injury-plagued season, but still managed to start six games, in which the Scots went 5-1 ... Was 86-of-154 through the air - the fourth-highest completion percentage (.558) in team history - for 1155 yards and eight touchdowns ... Added 169 yards on the ground and scored twice more, ranking fourth in the conference in total offense (220.7 ypg) ... Also tied for second in the league in passing yardage (192.5 ypg) and was fifth among the NCAC's regulars in quarterback rating ... Threw for a season-high 314 yards as well as three touchdowns and rushed for 44 yards (358 total offense) at Allegheny (Oct. 1), despite missing most of the last two offensive series due to injury ... Completed 20-of-39 passes for 272 yards against Wabash (Oct. 15) ... 2004: Selected to the All-NCAC Second Team after directing Wooster to its first-ever appearance in the NCAA Div. III Championship ... Ranked 50th in Div. III in pass efficiency rating (131.6) and fourth in that category among the league's regulars ... Passed for 1877 yards and 17 touchdowns and was also the Scots' second-leading rusher with 329 net yards and seven scores, giving him 2206 yards of total offense - the second-most ever by a Wooster player ... Produced his best outing against rival Wittenberg (Nov. 6), completing 12-of-20 for a career-high 315 yards and three touchdowns and rushing for a career-high 98 yards and two more scores on 13 attempts, all while not committing a turnover ... Had one other 200-yard passing day (250 at Kenyon, Oct. 9) and two additional three-touchdown games (Kenyon and against Oberlin, Oct. 23) ... 2003: Became the first freshman quarterback to be named All-NCAC (honorable mention) since former Scot great Rich Judd did so in 1995 ... Earned the starting position out of training camp and started all 10 games ... Finished with the fourth-highest pass efficiency rating (117.3) among the conference's starters ... Completed nearly 53 percent of his attempts (109-of-206), while totaling 1448 yards and 10 touchdowns ... Threw two scoring strikes in each of the first two games, including a 31-yard touchdown pass to Tim Slovensky on his first collegiate snap against Hope (Sept. 6) ... Also rushed for a season-high 78 yards during the opener ... Connected on 15-of-28 passes for a season-high 282 yards and a touchdown at Earlham (Oct. 25) ... Prior to Wooster: Special mention on the Div. IV All-Ohio Team as a senior quarterback at Union Local High School ... Also first-team all-conference twice and first-team all-district once during a career with the Jets that saw him compile 3000-plus passing yards and 34 touchdown passes as well as more than 1100 yards and 12 touchdowns on the ground ... Was a second-team all-state honoree in basketball during 2002-03, and scored 1493 career points on the hardwood ... Personal: Born Sept. 26, 1984 ... Son of David and Teresa Schafer ... Majoring in political science.

CAREER OFFENSIVE STATISTICS

YEAR	RUSHING						PASSING									
	G	ATT	YDS	AVG	TD	LONG	AVG/G	CMP	ATT	PCT	YDS	YDS/G	TD	INT	LONG	RATING
2003	10	80	126	1.6	1	27	12.6	109	206	.529	1448	144.8	10	11	50	117.30
2004	12	87	329	3.8	7	63	27.4	122	240	.508	1877	156.4	17	10	71	131.57
2005	6	64	169	2.6	2	19	28.2	86	154	.558	1155	192.5	8	7	77	126.90
TOTALS	28	231	624	2.7	10	63	22.3	317	600	.528	4480	160.0	35	28	77	125.46



Greg Schembeck

Class _____ **Junior**
Position _____ **Linebacker**
Height/Weight _____ **5'10"/185**
Hometown _____ **Toledo, Ohio**
High School _____ **Whitmer**
Major _____ **Urban Studies**

Returning starter at outside linebacker ... "Plays bigger than he is" and "runs well," according to the coaches ... 2005: Won the starting weak-side linebacker position during training camp and started all 10 games ... Finished as the squad's fifth-leading tackler with 60 stops while posting three quarterback hurries as well as three pass breakups ... Registered a season-high 12 tackles, including a solo sack, in his first start at Muskingum (Sept. 3) ... 2004: Entered two varsity games, while primarily honing his skills with the Scots' jayvee squad ... Prior to Wooster: Received special mention on the All-Ohio Team as well as first-team all-city and all-district honors as a senior at Whitmer High School ... Made a squad-leading 102 tackles in 2003 ... Also lettered for the Panthers' baseball team ... Personal: Born Feb. 20, 1986 ... Son of Art and Lori Schembeck ... Majoring in urban studies.

CAREER DEFENSIVE STATISTICS

YEAR	G	SOLO	ASST	TACKLES	TFL-YDS	SACK-YDS	QBH	INT-YDS	PD	FR-YDS	FF
2004	2	0	0	0	0.0-0	0.0-0	0	0-0	0	0-0	0
2005	10	33	27	60	6.5-17	1.0-7	3	0-0	3	0-0	0
TOTALS	12	33	27	60	6.5-17	1.0-7	3	0-0	3	0-0	0



Ben Schrock

Class _____ **Junior**
Position _____ **Tight End**
Height/Weight _____ **6'2"/235**
Hometown _____ **Wadsworth, Ohio**
High School _____ **Wadsworth**
Major _____ **Psychology**

Key player for the Scots in his first two seasons ... Continued to make significant strides in the development of strength and speed, according to the coaching staff, and possesses "phenomenal hands" and is a "great athlete" ... 2005: Earned regular action at tight end, playing in all 10 games and finishing as the team's fourth-leading receiver with 18 catches for 184 yards and one touchdown ... Had a reception in seven games, with season highs of 49 yards against Wabash (Oct. 15) and four receptions at Oberlin (Oct. 22) ... Also a blocker for a Scot offense that averaged 24.2 points and 368.2 yards ... 2004: Galbreath Memorial Award recipient, given to the team's outstanding first-year offensive player ... Played in most every game (10) at tight end and was a member of the special teams ... Caught five balls for 25 yards, highlighted by three receptions (8 yards) against Aurora (Nov. 20) in the NCAA Div. III playoffs ... One of just four freshmen to earn a letter ... Prior to Wooster: Totaled 20 career receptions and two TDs as a tight end at Wadsworth High School, while also playing free safety ... Helped the Grizzlies to a 10-3 record and regional runner-up finish as a senior ... Lettered in basketball and track, too ... Personal: Born April 20, 1986 ... Son of Dennis and Shannon Schrock ... Majoring in psychology.

CAREER OFFENSIVE STATISTICS

YEAR	RUSHING							RECEIVING					
	G	ATT	YDS	AVG	TD	LONG	AVG/G	REC	YDS	AVG	TD	LONG	AVG/G
2004	10	0	0	0.0	0	0	0.0	5	25	5.0	0	13	2.5
2005	10	0	0	0.0	0	0	0.0	18	184	10.2	1	21	18.4
TOTALS	20	0	0	0.0	0	0	0.0	23	209	9.1	1	21	10.5

RETURNING LETTERWINNERS



Dustin Sheppard

Class _____ **Sophomore**
Position _____ **Tailback**
Height/Weight _____ **5'10"/205**
Hometown _____ **Johnstown, Ohio**
High School _____ **Johnstown-Monroe**
Major _____ **Undeclared**

Looks to build on a season that saw him take over for a three-time All-American at tailback (Tony Sutton) and performed very well ... Mixes good speed and strength with excellent field vision ... 2005: Named the NCAC Newcomer of the Year as well as the team's Galbreath Memorial Award winner (outstanding first-year offensive player) ... Earned the starting tailback position in the fourth game and went on to rank as the seventh-leading rusher in the conference (76.9 ypg) ... Tallied a team-high 769 yards and six touchdowns, while averaging 5.0 yards per rush ... Exploded for 250 yards – the most by a freshman and 10th-best overall in school history – at Oberlin (Oct. 22) ... Had one other 100-yard game (123), the next week against Hiram (Oct. 29) ... Prior to Wooster: All-state running back and the Central District Player of the Year as a senior at Johnstown-Monroe High School ... Two-time all-district as a RB, totaling 2681 yards and 30 touchdowns his junior and senior seasons with the Johnnies ... Also received all-state honors as a punter, averaging 42.6 yards as a sophomore ... Totaled seven varsity letters – four in football and three in baseball ... Personal: Born Nov. 12, 1986 ... Son of Susan Peters and Grant Sheppard ... Has not declared a major.

CAREER OFFENSIVE STATISTICS

YEAR	RUSHING							RECEIVING						
	G	ATT	YDS	AVG	TD	LONG	AVG/G	REC	YDS	AVG	TD	LONG	AVG/G	
2005	10	155	769	5.0	6	50	76.9	5	17	3.4	0	10	1.7	
TOTALS	10	155	769	5.0	6	50	76.9	5	17	3.4	0	10	1.7	



Trey Simmerman

Class _____ **Junior**
Position _____ **Linebacker**
Height/Weight _____ **6'0"/195**
Hometown _____ **Clarksburg, W. Va.**
High School _____ **Notre Dame**
Major _____ **Philosophy**

Has fully healed from a scary-looking ankle injury ... Will “come in and challenge for time,” according to the coaching staff, likely at weak-side linebacker ... Also expected to be a significant special teams player ... 2005: Made the transition from safety and was a contributor as a backup outside linebacker and on kick coverage before season was cut short to injury ... Credited with two tackles in his limited time ... Earned first varsity letter ... 2004: Member of the jayvee team ... Prior to Wooster: Two-time all-state as a defensive back at Notre Dame High School, including first-team honors as a senior ... Winner of the 2003 Frank Loria Award, which recognizes Harrison County's top football player ... Combined for 2786 rushing yards and 39 touchdowns as a running back during his junior and senior seasons ... Also an all-state baseball player for the Fighting Irish ... Personal: Born April 9, 1986 ... Son of Frank and Jane Simmerman ... Majoring in philosophy.

CAREER DEFENSIVE STATISTICS

YEAR	G	SOLO	ASST	TACKLES	TFL-YDS	SACK-YDS	QBH	INT-YDS	PD	FR-YDS	FF
2004											
- Member of the JV team -											
2005	2	1	1	2	0.0-0	0.0-0	0	0-0	0	0-0	0
TOTALS	2	1	1	2	0.0-0	0.0-0	0	0-0	0	0-0	0



Andre Smith

Class _____ **Senior**
Position _____ **Linebacker**
Height/Weight _____ **6'0"/220**
Hometown _____ **Hendersonville, Tenn.**
High School _____ **Beech**
Major _____ **Political Science**

Already a two-time all-conference honoree and has the potential to become “an all-region and All-American player,” according to the coaching staff ... Possesses outstanding speed and athleticism, and will be a four-year starter at outside linebacker ... Is just 57 tackles shy of cracking the school's top-10 list in that category ... 2005: Honorable mention pick on the All-NCAC Team after leading the squad with 79 tackles and starting all 10 games at strong-side linebacker ... Also paced the Scots with 56 solos, including two sacks ... Had four games with double-digit tackles, including a career-high-tying 12 against Kenyon (Oct. 8) ... 2004: Lauded with second-team all-conference honors after starting all 12 games at weak-side linebacker and tallying 61 tackles ... Posted a season-high nine stops against Case (Sept. 25) ... Performed exceptionally well during the NCAA Div. III Football Championship, combining for 13 tackles and two of his 5.0 tackles-for-loss on the season against Aurora (Nov. 20) and Carthage (Nov. 27) ... 2003: Earned a starting outside linebacker spot out of training camp and started all nine games in which he played (missed one due to injury) ... Was fifth on the team in tackles (69) as a freshman ... Exploded for 12 tackles, including two sacks for 23 yards, and added a quarterback hurry to help lead Wooster to its biggest win of the season (23-7 over Wabash, Nov. 1) ... Also had double-digit tackles two other times, including 10 in the season finale at rival Wittenberg (Nov. 15) ... Recorded both forced fumbles in the Denison game (Nov. 8) and tallied three of his six quarterback hurries at Case (Sept. 27) ... Prior to Wooster: Picked up all-county accolades twice at Beech High School ... Combined for 252 tackles, including 149 as a senior, and five forced fumbles his last two seasons as a linebacker with the Buccaneers ... Also played running back ... Has won weightlifting championships in the Tennessee area ... Personal: Born June 9, 1984 ... Son of Michael Roby and Shirley Smith ... Majoring in political science.

CAREER DEFENSIVE STATISTICS

YEAR	G	SOLO	ASST	TACKLES	TFL-YDS	SACK-YDS	QBH	INT-YDS	PD	FR-YDS	FF
2003	9	35	34	69	6.0-47	2.5-29	6	0-0	5	0-0	2
2004	12	37	24	61	5.0-15	1.0-9	3	0-0	0	0-0	0
2005	10	56	23	79	5.5-24	2.0-14	4	0-0	1	1-0	1
TOTALS	31	128	81	209	16.5-86	5.5-52	13	0-0	6	1-0	3



RETURNING LETTERWINNERS



Dan Sommers

Class _____ **Junior**
Position _____ **Offensive Lineman**
Height/Weight _____ **6'0"/260**
Hometown _____ **Slippery Rock, Pa.**
High School _____ **Slippery Rock**
Major _____ **Political Science**

Returning starter at right guard, but may make the transition to center ... Is very athletic for a lineman, according to the coaching staff ... 2005: Earned the starting position at right guard during training camp and stayed there for nine of the next 10 games ... Helped the Scots average 24.2 points and 368.2 yards, clearing the way for Wooster runners to go 4.0 yards per carry ... 2004: Entered four varsity games, while primarily honing his skills with the Scots' jayvee squad ... Prior to Wooster: Selected second-team all-state (Pennsylvania Football News) as a senior at Slippery Rock High School ... Twice a first-team all-conference guard with the Rockets ... Also lettered in track ... Personal: Born Jan. 26, 1986 ... Son of William and Beverly Sommers ... Majoring in political science.



Kevin Spragg

Class _____ **Senior**
Position _____ **Offensive Lineman**
Height/Weight _____ **6'3"/305**
Hometown _____ **Collins, Ohio**
High School _____ **Western Reserve**
Major _____ **Biology**

Has started 23 career games at right tackle entering his senior season ... Offers the flexibility to play tackle or guard ... 2005: Entered training camp with the expectation of being moved to starting right guard, but an injury to Geoff Cooper put him back at his customary right tackle spot, starting nine of 10 games there ... Helped a youthful Wooster offense to team averages of 24.2 points and 368.2 yards ... 2004: Won back his starting position at right tackle and stayed there for all 12 games ... Played a key role on a unit that paved the way for multiple team records - scoring (510 points), first downs (258), rushing yardage (3188), average rush (5.7), rushing touchdowns (43), total offense (5248 yards), and average per play (6.3 yards) ... 2003: Worked his way into a starting role at right tackle midway through the season and started twice before appendicitis caused him to miss the final four games ... Part of a unit that helped the offense set four then-team records and ranked No. 2 in the conference at a rate of 421.0 yards per outing ... Prior to Wooster: Firelands Conference Lineman of the Year as a senior after helping Western Reserve High School to an 8-2 record ... Twice tabbed first-team all-league with the Roughriders ... Personal: Born Aug. 14, 1984 ... Is the son of Dennis and Cherie Spragg, and younger brother of Jon Spragg, who started 30-plus games in his career with the Scots and was a 2002 All-American (left tackle) ... Majoring in biology.



Shaun Swearingen

Class _____ **Senior**
Position _____ **Wide Receiver**
Height/Weight _____ **5'10"/180**
Hometown _____ **Hilliard, Ohio**
High School _____ **Bishop Watterson**
Major _____ **Communication Studies**

Returning all-conference wide receiver and also a two-time All-NCAC honoree as a baseball player (centerfielder), having compiled a .369 average (136-for-369), 26 doubles, 5 home runs, 79 RBI, and 27 stolen bases during his career on the diamond ... 2005: Honorable mention pick for the All-NCAC Team after developing into the squad's leading receiver ... Caught 29 balls for 396 yards and one score ... Had a reception in every game, with his top efforts being a career-high 81 yards against Hiram (Oct. 29) and a career-high six receptions for 79 yards at Wittenberg (Nov. 5) ... Also served as the squad's top punt returner with a 10.9 average on 18 attempts ... 2004: Played in every game (12), lining up in three- and four-receiver sets ... Caught 15 balls for 228 yards and two touchdowns, highlighted by three for 49 yards and a score against Oberlin (Oct. 23) ... Made a reception in each of the Scots' NCAA Div. III Football Championship games, as well as a career-long 53-yarder against rival Wittenberg (Nov. 6) ... 2003: Worked his way into the lineup at wide receiver by the third game, appearing in the final eight ... Finished with one reception for 12 yards, which was a touchdown catch against Denison (Nov. 8) ... Also factored in the return game, running back four punts for eight yards and two kickoffs for 37 yards ... Prior to Wooster: Closed high school career in style, garnering MVP honors in the state championship game (Div. III) after scoring two touchdowns and intercepting a pass to lead Bishop Watterson to the title ... Had 36 receptions for 576 yards as a senior ... Earned all-district honors once in football and twice in baseball ... Combined for five letters in football and baseball with the Eagles ... Personal: Born Dec. 31, 1984 ... Son of Les and Chris Swearingen ... Majoring in communication studies.

CAREER OFFENSIVE STATISTICS

YEAR	RUSHING						RECEIVING						
	G	ATT	YDS	AVG	TD	LONG	AVG/G	REC	YDS	AVG	TD	LONG	AVG/G
2003	8	0	0	0.0	0	0	0.0	1	12	12.0	1	12	1.5
2004	12	0	0	0.0	0	0	0.0	15	228	15.2	2	53	19.0
2005	10	0	0	0.0	0	0	0.0	29	396	13.7	1	38	39.6
TOTALS	30	0	0	0.0	0	0	0.0	45	636	14.1	4	53	21.2



RETURNING LETTERWINNERS



Ryan Thomas

Class _____ **Junior**
Position _____ **Linebacker**
Height/Weight _____ **6'4"/215**
Hometown _____ **Cincinnati, Ohio**
High School _____ **Walnut Hills**
Major _____ **Business Economics/Philosophy**

Looks to build on the experience he gained last year and earn increased playing time at outside LB ... Will continue to be a part of the special teams' coverage units ... 2005: Developed into a regular contributor, playing the final six games on special teams and as a backup outside linebacker ... Was credited with three tackles, all solos, including two against Hiram (Oct. 29) ... Earned first varsity letter ... 2004: Member of the jayvee team ... Prior to Wooster: Three-time first-team all-conference at Walnut Hills High School ... Tallied 106 tackles, including 12 sacks, with the Eagles as well as 576 rushing yards ... Personal: Born Nov. 24, 1985 ... Son of Mark and Janice Thomas ... Double-majoring in business economics and philosophy.

CAREER DEFENSIVE STATISTICS

YEAR	G	SOLO	ASST	TACKLES	TFL-YDS	SACK-YDS	QBH	INT-YDS	PD	FR-YDS	FF
2004											
					- Member of the JV team -						
2005	6	3	0	3	0.0-0	0.0-0	0	0-0	0	0-0	0
TOTALS	6	3	0	3	0.0-0	0.0-0	0	0-0	0	0-0	0



Matt Tootle

Class _____ **Senior**
Position _____ **Wide Receiver**
Height/Weight _____ **5'10"/180**
Hometown _____ **Circleville, Ohio**
High School _____ **Circleville**
Major _____ **Philosophy**

One of several veteran wide receivers competing for time in the rotation again ... Can be a playmaker and is a very hard worker, according to the coaches ... 2005: Appeared in nearly every game with two starts and was one of seven Wooster players with double-digit receptions ... Caught a ball in seven games, hauling in 13 receptions in all for 119 yards ... Made a career-high four receptions for 31 yards at Case (Sept. 24) ... 2004: Regularly saw action in four-receiver sets ... Finished as the Scots' fourth-leading receiver with eight catches for 120 yards ... Scored touchdown on a 36-yard grab against Case (Sept. 25) ... Had a pair of three-reception games, coming against Case for a career-high 62 yards and at Hiram (Oct. 30) ... 2003: Member of the jayvee team ... Prior to Wooster: First-team all-district and all-league as a senior at Circleville High School ... Also received honorable mention on the all-state team that season after tallying 19 receptions for 414 yards and three TDs ... Eight letters - three in football, one in basketball, and four in track for the Tigers ... Personal: Born Feb. 5, 1985 ... Son of Thomas and Barbara Tootle ... Majoring in philosophy.

CAREER OFFENSIVE STATISTICS

YEAR	RUSHING							RECEIVING					
	G	ATT	YDS	AVG	TD	LONG	AVG/G	REC	YDS	AVG	TD	LONG	AVG/G
2003													
							- Member of the JV team -						
2004	10	0	0	0.0	0	0	0	8	120	15.0	1	36	12.0
2005	7	0	0	0.0	0	0	0.0	13	119	9.2	0	20	17.0
TOTALS	17	0	0	0.0	0	0	0.0	21	239	11.4	1	36	14.1



Phil Vitalbo

Class _____ **Senior**
Position _____ **Linebacker**
Height/Weight _____ **5'11"/220**
Hometown _____ **Monongahela, Pa.**
High School _____ **Seton-LaSalle**
Major _____ **Mathematics**

Looks to translate a season of starting experience into a great performance this year, according to the coaching staff ... A physical player who is a leader on the defense ... 2005: Started at MLB nine of 10 games, missing one to injury ... Was the squad's second-leading tackler with 74 stops ... Recorded 1.5 sacks, including one solo at Case (Sept. 24), and a team-high 10 quarterback hurries ... Credited with a career-best 14 tackles against Kenyon (Oct. 8) and posted another double-digit tackle game (10) against Ohio Wesleyan (Nov. 12) ... 2004: Started the first two games at MLB, in place of the injured Tim Cline, a three-time all-region honoree, and saw action the rest of the regular season at that position and on special teams ... Totaled 14 tackles, including a season-high six at Grove City (Sept. 18) ... 2003: Missed the first three games to injury, but came back in a significant role as a backup MLB and special teams player ... Had nine tackles, with five coming against Denison (Nov. 8) when he played most of the fourth quarter in the Scots' 59-3 win ... Prior to Wooster: Collected all-conference and All-Pennsylvania Football News honors as a senior linebacker at Seton-LaSalle High School ... Totaled 100 tackles, including 11 for loss, during 2002 when the Rebels won the WPIAL championship ... Personal: Born March 26, 1985 ... Is the son of Michael and Martina Vitalbo ... Majoring in mathematics.

CAREER DEFENSIVE STATISTICS

YEAR	G	SOLO	ASST	TACKLES	TFL-YDS	SACK-YDS	QBH	INT-YDS	PD	FR-YDS	FF
2003	7	7	2	9	0.0-0	0.0-0	0	0-0	0	0-0	0
2004	10	9	5	14	0.0-0	0.0-0	0	0-0	0	0-0	0
2005	9	41	33	74	6.0-17	1.5-6	10	0-0	0	0-0	0
TOTALS	26	57	40	97	6.0-17	1.5-6	10	0-0	0	0-0	0



Mike Vyrostek

Class _____ **Senior**
Position _____ **Tight End**
Height/Weight _____ **6'5"/245**
Hometown _____ **Columbia Station, Ohio**
High School _____ **Columbia**
Major _____ **History**

Vying for continued playing time among a deep group of experienced, talented TE's ... Has gamely fought through multiple injuries during his career, at one point (after the 2004 season) having knee surgery, in which his ACL was replaced with that of Mike Craig's, the late father of teammate Chris Craig ... 2005: Earned regular action at TE, despite some injuries ... Played in eight games, including three starts, and had five receptions for 27 yards ... Three receptions (14 yards) came at Allegheny (Oct. 1) ... 2004: Honorable mention on the All-NCAC Team, despite playing the majority of the season with a torn ACL ... Caught six balls for 67 yards, highlighted by a 26-yard touchdown reception which gave the Scots a 17-6 lead early in the fourth quarter of the conference-championship clinching victory at Ohio Wesleyan (Nov. 13) ... 2003: Member of the jayvee team ... Prior to Wooster: Picked up first-team honors in the MAC-8 Conference and Northeast Lakes District as a TE at Columbia High School ... Collected 25 receptions for 331 yards and six touchdowns during his career with the Raiders, while also registering 102 tackles and 6.5 sacks on defense ... Personal: Born on Dec. 1, 1984 ... Son of Bob and Sue Vyrostek ... Majoring in history with a minor in education.

CAREER OFFENSIVE STATISTICS

YEAR	RUSHING							RECEIVING					
	G	ATT	YDS	AVG	TD	LONG	AVG/G	REC	YDS	AVG	TD	LONG	AVG/G
2003													
							- Member of the JV team -						
2004	12	0	0	0.0	0	0	0.0	6	67	11.2	1	26	5.6
2005	8	0	0	0.0	0	0	0.0	5	27	5.4	0	10	3.4
TOTALS	20	0	0	0.0	0	0	0.0	11	94	8.5	1	26	4.7

RETURNING LETTERWINNERS




Evan Watson

Class _____ Senior
 Position _____ Defensive End
 Height/Weight _____ 6'3"/220
 Hometown _____ Crawfordsville, Ind.
 High School _____ Crawfordsville
 Major _____ Philosophy

Will form one of the most explosive defensive end combinations in the region, along with Andy Mizak ... Emotional player who possesses great athleticism ... 2005: Named first-team all-conference and voted by his peers as Wooster's "Defensive Player of the Year" ... Led the Scots and ranked third in the NCAC with 7.5 sacks, which also marked the seventh-most in school history ... Added 5.0 other tackles for loss and was the squad's fourth-leading tackler overall with 62 stops ... Also tied for the team lead with three forced fumbles ... Tallied 3.0 sacks of 25 yards against Hiram (Oct. 29) ... Made a career-high 10 tackles against Kenyon (Oct. 8) ... 2004: Received honorable mention on the All-NCAC Team ... Overcame an early-season injury to total 34 tackles, including 3.0 sacks (7 yards) and 9.0 tackles for loss (17 yards) ... Recovered two fumbles, one of which he brought back 16 yards for a touchdown against Oberlin (Oct. 23) ... Had a season-high eight tackles, including 4.0 for losses, against Allegheny (Oct. 2), and combined for seven tackles during the Scots' NCAA postseason games ... 2003: Played a significant role as a backup outside linebacker and was one of the leaders of the special teams coverage units ... Finished with 21 total tackles, mostly on special teams ... Collected a season-high five stops at both Bethany (Sept. 20) and Case (Sept. 27) ... Prior to Wooster: Voted on to the All-Sagamore Athletic Conference First Team as a junior and senior at Crawfordsville High School ... Recorded 288 career tackles with the Athenians, including 120 in 2002, and rushed for over 700 yards as a running back ... Also lettered in basketball and baseball ... Personal: Born May 30, 1985 ... Son of Dwight and Jamie Watson ... Majoring in philosophy.

CAREER DEFENSIVE STATISTICS

YEAR	G	SOLO	ASST	TACKLES	TFL-YDS	SACK-YDS	QBH	INT-YDS	PD	FR-YDS	FF
2003	9	9	12	21	0.0-0	0.0-0	0	0-0	0	0-0	0
2004	11	18	16	34	9.0-17	3.0-7	1	0-0	0	2-16	0
2005	10	34	28	62	12.5-62	7.5-47	4	0-0	1	0-0	3
TOTALS	30	61	56	117	21.5-79	10.5-54	5	0-0	1	2-16	3



Chuck Woodard

Class _____ Senior
 Position _____ Linebacker
 Height/Weight _____ 5'11"/190
 Hometown _____ Boulder, Colo.
 High School _____ Dover-Sherborn (Mass.)
 Major _____ History

Is in the running for playing time at outside linebacker, primarily weak-side, while also continuing to serve as a special teams specialist ... 2005: Key contributor on the special teams' coverage units, playing in all 10 games ... Credited with 15 tackles, including three apiece during the MacMurray (Sept. 10), Case (Sept. 24), and Hiram (Oct. 29) games ... Also was a backup linebacker ... 2004: Member of the jayvee team ... 2003: Member of the jayvee team ... Prior to Wooster: Served as a team captain for his football team at Dover-Sherborn High School ... Also tallied seven sacks in his career with the Raiders ... Personal: Born Sept. 12, 1984 ... Son of Marcia Woodard ... Majoring in history with a minor in education.

CAREER DEFENSIVE STATISTICS

YEAR	G	SOLO	ASST	TACKLES	TFL-YDS	SACK-YDS	QBH	INT-YDS	PD	FR-YDS	FF
2003											
2004											
2005	10	8	7	15	0.0-0	0.0-0	0	0-0	0	0-0	0
TOTALS	10	8	7	15	0.0-0	0.0-0	0	0-0	0	0-0	0



Steve Zumbrun

Class _____ Junior
 Position _____ Offensive Lineman
 Height/Weight _____ 6'3"/250
 Hometown _____ Pittsburgh, Pa.
 High School _____ Central Catholic
 Major _____ Psychology

"Has really come on," according to the coaching staff, and will vie for a starting position on the offensive line, likely at guard ... Very athletic as he was a tight end earlier in his career ... Also a member of the Scots' track & field team as a thrower ... 2005: Saw action in half (five) of the squad's games and was listed as the back-up left tackle, behind All-American Rick Drushal ... Part of an offense that averaged 24.2 points and 368.2 yards ... 2004: Entered one varsity game, while primarily honing his skills with the jayvee squad ... Prior to Wooster: Helped Pittsburgh Central Catholic High School win the WPIAL football championship ... Also broke the Vikings' school record in the discus (156 feet, 6 inches) ... Personal: Born Oct. 13, 1986 ... Son of Glen and Nancy Schultz ... Majoring in psychology.

OPPONENT INFORMATION

GAME
1

John Carroll – Sept. 2, 1:00 p.m., at Wooster, Ohio

General Information

Name ----- John Carroll University
 Location ----- University Hts., Ohio 44118
 Enrollment ----- 3,400 undergraduate; 800 graduate
 Affiliation ----- NCAA Division III
 Conference ----- Ohio Athletic Conference
 Nickname ----- Blue Streaks
 Colors ----- Blue and Gold
 Stadium (Capacity; Surface) ----- Don Shula Stadium (5,416; AstroPlay)
 President ----- Rev. Robert L. Niehoff, SJ
 Athletic Director ----- Laurie Massa
 Athletic Department Phone ----- (216) 397-4416

Coaching Information

Head Coach (Alma Mater) ----- Regis Scafe (Case '71)
 Record at John Carroll ----- 53-21 (7 Years)
 Career Record ----- 69-55 (12 Years)
 e-mail ----- rscafe@jcu.edu
 Office Phone ----- (216) 397-1681
 Assistant Coaches - Ron Dolciato (OC), Andy Hoffman (OC/ST), Scott Niedzwiecki (DC),
 Jesse Ackerman (DT), Jason Bednar (QB), Nick Bezbatchenko (WR), Greg Cielec (OL),
 Tim Fello (RB), Joe Keough (DE), Pat Murphy (DB), Mike Neuberger (OLB),
 John Perse (TE/OL), Tim Reardon (LB), Mark Saksa (LB), Kerry Volkmann (CB/KR)

Team Information

2005 Overall Record ----- 7-3
 2005 OAC Record/Finish ----- 6-3/T-4th of 10
 Basic Offense ----- Multiple Pro Set
 Basic Defense ----- Multiple 4-3/3-4
 Letterwinners Returning ----- 38 (breakdown not available)
 Letterwinners Lost ----- 28 (breakdown not available)
 Starters Returning ----- 12 (Offense 3, Defense 8, Specialty 1)
 Starters Lost ----- 12 (Offense 8, Defense 3, Specialty 1)

2006 Schedule

Sept. 2 at Wooster 1:00
 Sept. 16 HEIDELBERG* 1:30
 Sept. 23 OHIO NORTHERN* 2:00
 Sept. 30 at Baldwin-Wallace* 6:30
 Oct. 7 CAPITAL* 7:00
 Oct. 14 at Marietta* 1:30
 Oct. 21 at Muskingum* 1:30
 Oct. 28 WILMINGTON* 1:30
 Nov. 4 at Mt. Union* 1:30
 Nov. 11 OTTERBEIN* 1:30

* indicates conference games

2005 Results

Sept. 10 HOPE W, 38-13
 Sept. 17 MT. UNION* L, 0-70
 Sept. 24 at Marietta* W, 48-17
 Oct. 1 OHIO NORTHERN* W, 50-25
 Oct. 8 MUSKINGUM* W, 34-0
 Oct. 15 at Wilmington* W, 31-14
 Oct. 22 at Heidelberg* W, 49-21
 Oct. 29 OTTERBEIN* W, 32-6
 Nov. 5 at Capital* L, 7-19
 Nov. 12 at Baldwin-Wallace* L, 14-17

Sports Information

Sports Information Director ----- Chris Wenzler
 e-mail ----- cwenzler@jcu.edu
 Office Phone ----- (216) 397-4676
 Home Phone ----- (216) 691-3759
 Office Fax ----- (216) 397-1806
 Press Box Phone ----- (216) 397-4998 or 4999
 Web site ----- <http://www.jcu.edu/athletics.htm>



Head Coach Regis Scafe

Series Information

Series Record ----- Wooster leads 5-4-0
 Current Streak ----- Wooster has won last three meetings
 Record at Wooster ----- Wooster leads 2-1-0
 Record at John Carroll ----- Series tied 3-3-0
 Biggest Wooster Win (Score; Date) ----- 10 points (17-7; Sept. 14, 1985)
 Biggest John Carroll Win (Score; Date) ----- 39 points (39-0; Sept. 24, 1947)

Game-By-Game Results

1987 ----- Wooster 14, JOHN CARROLL 13
 1986 ----- Wooster 15, JOHN CARROLL 14
 1985 ----- WOOSTER 17, John Carroll 7
 1984 ----- JOHN CARROLL 20, Wooster 0
 1973 ----- Wooster 14, JOHN CARROLL 7
 1972 ----- WOOSTER 20, John Carroll 14
 1947 ----- JOHN CARROLL 39, Wooster 0
 1942 ----- John Carroll 6, WOOSTER 0
 1937 ----- JOHN CARROLL 20, Wooster 13

CAPS indicate home team

OPPONENT INFORMATION

GAME
2

Waynesburg – Sept. 9, 1:30 p.m., at Waynesburg, Pa.

General Information

Name -----Waynesburg College
 Location -----Waynesburg, Pa. 15370
 Enrollment -----1,530
 Affiliation -----NCAA Division III
 Conference -----Presidents' Athletic Conference
 Nickname -----Yellow Jackets
 Colors -----Orange and Black
 Stadium (Capacity; Surface) -----Wiley Stadium (4,000; FieldTurf)
 President -----Timothy R. Thyreen
 Athletic Director -----Rudy Marisa
 Athletic Department Phone -----(724) 852-3230

Coaching Information

Head Coach (Alma Mater) -----Rick Shepas (Youngstown State '87)
 Record at Waynesburg -----4-6 (1 Year)
 Career Record -----4-6 (1 Year)
 e-mail -----rshepas@waynesburg.edu
 Office Phone -----(724) 852-3245
 Assistant Coaches -----Chris Albrecht (DC), Jason Falvo (Asst. HC/ST),
 Chay Lahew (OL), CJ Leone (DL),
 John Menhart (LB), Joe Pierce (DB), Jared Plisko (RB)

Team Information

2005 Overall Record -----4-6
 2005 PAC Record/Finish -----2-4/T-4th of 7
 Basic Offense -----Multiple
 Basic Defense -----3-4
 Letterwinners Returning -----26 (breakdown not available)
 Letterwinners Lost -----15 (breakdown not available)
 Starters Returning -----13 (Offense 7, Defense 5, Specialty 1)
 Starters Lost -----11 (Offense 4, Defense 6, Specialty 1)

2006 Schedule

Sept. 2 at Wesley 1:00
 Sept. 9 WOOSTER 1:30
 Sept. 16 SHENANDOAH 1:30
 Sept. 23 GROVE CITY* 1:30
 Sept. 30 THOMAS MORE* 1:30
 Oct. 14 BETHANY* 1:30
 Oct. 21 at Thiel* 1:30
 Oct. 28 at Wash. & Jeff.* 1:30
 Nov. 4 FROSTBURG ST. 1:30
 Nov. 11 at Westminster* 1:30

* indicates conference games

2005 Results

Sept. 3 at Denison L, 17-21
 Sept. 17 MANCHESTER W, 28-7
 Sept. 24 HANOVER W, 34-17
 Oct. 1 at Thomas More* L, 7-13
 Oct. 8 at Bethany* W, 38-21
 Oct. 15 THIEL* L, 28-35 (2ot)
 Oct. 22 at Grove City* L, 6-7
 Oct. 29 WASH. & JEFF.* L, 24-35
 Nov. 5 at Frostburg St. L, 10-17 (ot)
 Nov. 12 WESTMINSTER* W, 40-13

Sports Information

Sports Information Director -----Matthew Kifer
 e-mail -----mkifer@waynesburg.edu
 Office Phone -----(724) 852-3334
 Cell Phone -----(724) 825-1735
 Office Fax -----(724) 852-6286
 Press Box Phone -----(724) 852-3330
 Web site -----http://sports.waynesburg.edu/athletics.htm



Head Coach Rick Shepas

Series Information

Series Record -----Wooster leads 1-0-0
 Current Streak -----Wooster won last meeting
 Record at Wooster -----N/A
 Record at Waynesburg -----Wooster leads 1-0-0
 Biggest Wooster Win (Score; Date) -----15 points (27-12; Oct. 8, 1955)
 Biggest Waynesburg Win (Score; Date) -----N/A

Game-By-Game Results

1955 -----Wooster 27, WAYNESBURG 12
 CAPS indicate home team

OPPONENT INFORMATION

GAME
3

Case – Sept. 23, 1:00 p.m., at Wooster, Ohio

General Information

Name -----Case Western Reserve University
 Location -----Cleveland, Ohio 44106
 Enrollment -----3,800
 Affiliation -----NCAA Division III
 Conference -----University Athletic Association
 Nickname -----Spartans
 Colors -----Royal Blue, Gray, and White
 Stadium (Capacity; Surface) -----Case Field (2,400; Field Turf)
 President (interim) -----Gregory L. Eastwood, M.D.
 Athletic Director -----Dr. David Diles
 Athletic Department Phone -----(216) 368-2420

Coaching Information

Head Coach (Alma Mater) -----Greg Debeljak (John Carroll '88)
 Record at Case -----8-12 (2 Years)
 Career Record -----8-12 (2 Years)
 e-mail -----greg.debeljak@case.edu
 Office Phone -----(216) 368-2864
 Assistant Coaches -----Marcus Macalla (DC/DB), Derek Slesh (OC/WR),
 Mickey Iliano (OL), Tom Kaufman (ST/LB), Jim Michaels (OLB),
 Greg Nackley (TE), Bruce Saban (RB), Ben Taylor (DL)

Team Information

2005 Overall Record -----3-7
 2005 UAA Record/Finish -----0-3/4th of 4
 Basic Offense -----Multiple
 Basic Defense -----3-5
 Letterwinners Returning -----28 (Offense 16, Defense 12, Specialty 0)
 Letterwinners Lost -----6 (Offense 4, Defense 2, Specialty 0)
 Starters Returning -----20 (Offense 10, Defense 10, Specialty 0)
 Starters Lost -----2 (Offense 1, Defense 1, Specialty 0)

2006 Schedule

Sept. 2 OBERLIN 6:00
 Sept. 9 at Denison 7:00
 Sept. 16 KENYON 6:00
 Sept. 23 at Wooster 1:00
 Oct. 7 URSINUS Noon
 Oct. 14 CARNEGIE MELLON Noon
 Oct. 21 at Washington (Mo.) Noon
 Oct. 28 CHICAGO Noon
 Nov. 4 at Grove City 1:00
 Nov. 11 WASHINGTON & LEE 1:00

2005 Results

Sept. 3 at Oberlin W, 30-27
 Sept. 10 DENISON W, 20-6
 Sept. 17 at Kenyon W, 19-8
 Sept. 24 WOOSTER L, 21-38
 Oct. 1 DEFIANCE L, 13-14
 Oct. 15 WASHINGTON (MO)* L, 7-28
 Oct. 22 ALFRED L, 0-14
 Oct. 29 at Carnegie Mellon* L, 20-23
 Nov. 5 at Chicago* L, 7-14
 Nov. 12 at Washington & Lee* L, 10-34

* indicates conference games

Sports Information

Sports Information Director -----Creg Jantz
 e-mail -----creg.jantz@case.edu
 Office Phone -----(216) 368-6517
 Home Phone -----(440) 933-9354
 Office Fax -----(216) 368-2422
 Press Box Phone -----(216) 368-3731
 Web site -----http://www.case.edu/athletics/varsity/



Head Coach Greg Debeljak

Series Information

Series Record -----Wooster leads 12-6-0
 Current Streak -----Wooster has won last nine meetings
 Record at Wooster -----Wooster leads 7-1-0
 Record at Case -----Series tied 5-5-0
 Biggest Wooster Win (Score; Date) -----42 points (49-7; Sept. 25, 2004)
 Biggest Case Win (Score; Date) -----37 points (37-0; Sept. 21, 1985)

Game-By-Game Results

2005 -----Wooster 38, CASE WESTERN RESERVE 21
 2004 -----WOOSTER 49, Case Western Reserve 7
 2003 -----Wooster 62, CASE WESTERN RESERVE 33
 2002 -----WOOSTER 27, Case Western Reserve 22
 1999 -----Wooster 31, CASE WESTERN RESERVE 27
 1998 -----WOOSTER 42, Case Western Reserve 16
 1997 -----Wooster 21, CASE WESTERN RESERVE 14
 1996 -----WOOSTER 21, Case Western Reserve 7
 1995 -----WOOSTER 14, Case Western Reserve 13
 1994 -----CASE WESTERN RESERVE 40, Wooster 23
 1991 -----WOOSTER 23, Case Western Reserve 20
 1990 -----Wooster 22, CASE WESTERN RESERVE 15
 1989 -----WOOSTER 35, Case Western Reserve 14
 1988 -----CASE WESTERN RESERVE 38, Wooster 27
 1987 -----CASE WESTERN RESERVE 20, Wooster 13
 1986 -----CASE WESTERN RESERVE 17, Wooster 0
 1985 -----CASE WESTERN RESERVE 37, Wooster 0
 1984 -----Case Western Reserve 21, WOOSTER 14

CAPS indicate home team

Did You Know?

Two frequent opponents for Wooster from 1902-45 were Case Institute of Technology and Western Reserve University. Case Tech owned a 26-13-4 advantage over the Scots (1903-45) and Wooster was 9-8-2 all-time (1902-28) versus Western Reserve before the two schools merged into one - Case Western Reserve (est. 1967). Today, the Scots and Spartans annually battle for one of the more peculiar trophies in college sports - the Baird Brothers Trophy - a golden fishing stringer that holds carved bass fish. The brothers were economics professors, Bill at Wooster and Bob at Case, and shared a love for fishing.

OPPONENT INFORMATION

GAME
4

Wittenberg – Sept. 30, 1:00 p.m., at Wooster, Ohio

General Information

Name -----Wittenberg University
 Location -----Springfield, Ohio 45501
 Enrollment -----2,100
 Affiliation -----NCAA Division III
 Conference -----North Coast Athletic Conference
 Nickname -----Tigers
 Colors -----Red and White
 Stadium (Capacity; Surface) -----Edwards-Maurer Field (3,000; Synthetic Turf)
 President -----Mark H. Erickson
 Athletic Director -----Garnett Purnell
 Athletic Department Phone -----(937) 327-6450

Coaching Information

Head Coach (Alma Mater) -----Joe Fincham (Ohio '88)
 Record at Wittenberg -----93-19-0 (10 Years)
 Career Record -----93-19-0 (10 Years)
 e-mail -----wfincham@wittenberg.edu
 Office Phone -----(937) 327-6498
 Assistant Coaches -----Andy Mitchel (OC/QB), Andy Waddle (DC/DB),
 J.R. Dorman (WR), Mark Ewald (RB),
 Jordan Gigli (DL), Ryan Gresham (LB),
 Brad Kassner (OL), Rob Linkhart (CB), Tom Mescher (TE)

Team Information

2005 Overall Record -----5-5
 2005 NCAC Record/Finish -----5-2/T-3rd of 10
 Basic Offense -----Multiple I
 Basic Defense -----Multiple 4-3
 Letterwinners Returning -----29 (Offense 15, Defense 13, Specialty 1)
 Letterwinners Lost -----27 (Offense 13, Defense 13, Specialty 1)
 Starters Returning -----10 (Offense 6, Defense 3, Specialty 1)
 Starters Lost -----14 (Offense 5, Defense 8, Specialty 1)

2006 Schedule

Sept. 2 at Capital 1:30
 Sept. 9 DAYTON 1:00
 Sept. 23 ALMA 1:00
 Sept. 30 at Wooster* 1:00
 Oct. 7 EARLHAM* 1:00
 Oct. 14 WABASH* 1:00
 Oct. 21 at Ohio Wesleyan* 1:00
 Oct. 28 at Oberlin* 1:00
 Nov. 4 ALLEGHENY* 1:00
 Nov. 11 at Hiram* 1:00

* indicates conference games

2005 Results

Sept. 3 CAPITAL L, 0-54
 Sept. 10 at Dayton L, 23-41
 Sept. 17 at Alma L, 27-38
 Oct. 1 DENISON* W, 31-6
 Oct. 8 at Earlham* W, 48-0
 Oct. 15 HIRAM* W, 66-0
 Oct. 22 at Wabash* L, 20-26
 Oct. 29 OHIO WESLEYAN* W, 31-9
 Nov. 5 WOOSTER* W, 45-0
 Nov. 12 at Allegheny* L, 21-31

Sports Information

Sports Information Director -----Ryan Maurer
 e-mail -----rmaurer@wittenberg.edu
 Office Phone -----(937) 327-6114
 Home Phone -----(937) 342-1654
 Office Fax -----(937) 327-6120
 Press Box Phone -----(937) 327-6126
 Web site -----www.wittenberg.edu/news/athletics/



Head Coach Joe Fincham

Series Information

Series Record -----Wittenberg leads 28-11-1
 Current Streak -----Wittenberg won last meeting
 Record at Wooster -----Wittenberg leads 13-8-0
 Record at Wittenberg -----Wittenberg leads 15-3-1
 Biggest Wooster Win (Score, Date) -----39 points (39-0, Nov. 15, 1941)
 Biggest Wittenberg Win (Score, Date) -----66 points (66-0, Oct. 8, 1994)

Game-By-Game Results

2005 -----WITTENBERG 45, Wooster 0
 2004 -----WOOSTER 64, Wittenberg 58 (ot)
 2003 -----WITTENBERG 35, Wooster 31
 2002 -----Wittenberg 14, WOOSTER 9
 2001 -----Wittenberg 47, WOOSTER 13
 2000 -----WITTENBERG 42, Wooster 26
 1999 -----Wittenberg 28, WOOSTER 14
 1998 -----WITTENBERG 14, Wooster 7
 1997 -----WOOSTER 21, Wittenberg 19
 1996 -----WITTENBERG 21, Wooster 13
 1995 -----WITTENBERG 56, Wooster 0
 1994 -----Wittenberg 66, WOOSTER 0
 1993 -----Wittenberg 33, WOOSTER 6
 1992 -----WITTENBERG 16, Wooster 3
 1991 -----WITTENBERG 39, Wooster 6
 1990 -----Wittenberg 31, WOOSTER 8
 1989 -----Wittenberg 17, WOOSTER 14
 1981 -----WITTENBERG 23, Wooster 0
 1980 -----Wittenberg 9, WOOSTER 7
 1979 -----Wittenberg 35, WOOSTER 6
 1978 -----WITTENBERG 28, Wooster 14
 1977 -----Wittenberg 28, WOOSTER 16
 1976 -----WITTENBERG 33, Wooster 0
 1973 -----Wittenberg 38, WOOSTER 0
 1972 -----WITTENBERG 24, Wooster 0
 1970 -----Wittenberg 35, WOOSTER 0
 1969 -----WITTENBERG 14, Wooster 13
 1957 -----WITTENBERG 19, Wooster 13
 1956 -----Wittenberg 25, WOOSTER 19
 1949 -----Wooster 27, WITTENBERG 21
 1948 -----WOOSTER 31 Wittenberg 7
 1942 -----Wooster 7, WITTENBERG 0
 1941 -----WOOSTER 39, Wittenberg 0
 1936 -----WITTENBERG 12, Wooster 7
 1935 -----WOOSTER 7, Wittenberg 6
 1916 -----WOOSTER 35, Wittenberg 0
 1915 -----Wooster 14, WITTENBERG 14
 1914 -----WOOSTER 13, Wittenberg 10
 1913 -----Wooster 12, WITTENBERG 0
 1912 -----WOOSTER 12, Wittenberg 0

CAPS indicates home team

OPPONENT INFORMATION

GAME
5

Ohio Wesleyan – Oct. 7, 1:00 p.m., at Delaware, Ohio

General Information

Name ----- Ohio Wesleyan University
 Location ----- Delaware, Ohio 43015
 Enrollment ----- 1,925
 Affiliation ----- NCAA Division III
 Conference ----- North Coast Athletic Conference
 Nickname ----- Battling Bishops
 Colors ----- Red and Black
 Stadium (Capacity; Surface) ----- Selby Field (9,100; OmniGrass)
 President ----- Dr. Mark W. Huddleston
 Athletic Director ----- Roger Ingles
 Athletic Department Phone ----- (740) 368-3725

Coaching Information

Head Coach (Alma Mater) ----- Mike Hollway, Ph.D. (Michigan '74)
 Record at Ohio Wesleyan ----- 121-68-1 (19 Years)
 Career Record ----- 132-95-2 (23 Years)
 e-mail ----- mchollwa@owu.edu
 Office Phone ----- (740) 368-3732
 Assistant Coaches ----- Pat Delaney (DC),
 Harold Dale (WR), Val Harris (SE), Mike Holden (TE),
 Tom Parry (QB), Carlos Rivera (DE), Ked Varble (RB),
 Jon Way (DL), Paul Williams (CB), Mike Zazula (OL)

Team Information

2005 Overall Record ----- 7-3
 2005 NCAC Record/Finish ----- 5-2/T-3rd of 10
 Basic Offense ----- Delaware Wing-T
 Basic Defense ----- 4-3
 Letterwinners Returning ----- 63 (Offense 29, Defense 31, Specialty 3)
 Letterwinners Lost ----- 28 (Offense 15, Defense 11, Specialty 2)
 Starters Returning ----- 16 (Offense 8, Defense 7, Specialty 1)
 Starters Lost ----- 8 (Offense 3, Defense 4, Specialty 1)

2006 Schedule

Sept. 2 at Franklin 1:30
 Sept. 9 at Catholic 1:00
 Sept. 16 BETHANY 1:00
 Sept. 23 at Wabash* 1:00
 Sept. 30 KENYON* 1:00
 Oct. 7 WOOSTER* 1:00
 Oct. 14 at Denison* 1:00
 Oct. 21 WITTENBERG* 1:00
 Oct. 28 at Allegheny* 1:00
 Nov. 4 HIRAM* 1:00

* indicates conference games

2005 Results

Sept. 3 FRANKLIN W, 30-14
 Sept. 10 at Thiel L, 36-39
 Sept. 17 OLIVET W, 21-7
 Oct. 1 WABASH* L, 7-29
 Oct. 8 at Allegheny* W, 13-8
 Oct. 15 DENISON* W, 34-28
 Oct. 22 at Kenyon* W, 41-14
 Oct. 29 at Wittenberg* L, 9-31
 Nov. 5 OBERLIN* W, 24-14
 Nov. 12 at Wooster* W, 21-7

Sports Information

Sports Information Director ----- Mark Beckenbach
 e-mail ----- mlbecken@owu.edu
 Office Phone ----- (740) 368-3340
 Home Phone ----- (614) 798-9989
 Office Fax ----- (740) 368-3332
 Press Box Phone ----- (740) 368-3346
 Web site ----- http://bishops.owu.edu/



Head Coach Mike Hollway

Series Information

Series Record ----- Ohio Wesleyan leads 27-23-0
 Current Streak ----- Ohio Wesleyan won last meeting
 Record at Wooster ----- Wooster leads 11-9-0*
 Record at Ohio Wesleyan ----- Ohio Wesleyan leads 11-8-0*
 Biggest Wooster Win (Score; Date) ----- 45 points (45-0; Sept. 27, 1980)
 Biggest Ohio Wesleyan Win (Score; Date) ----- 58 points (58-0; Sept. 28, 1991)

Game-By-Game Results

2005 --- Ohio Wesleyan 21, WOOSTER 7	1971 --- Ohio Wesleyan 16, WOOSTER 0
2004 --- Wooster 24, OHIO WESLEYAN 6	1970 --- WOOSTER 14, Ohio Wesleyan 13
2003 --- WOOSTER 37, Ohio Wesleyan 7	1969 --- Ohio Wesleyan 21, WOOSTER 0
2002 --- Wooster 37, OHIO WESLEYAN 14	1968 --- OHIO WESLEYAN 43, Wooster 7
2001 --- OHIO WESLEYAN 36, Wooster 30	1961 --- WOOSTER 22, Ohio Wesleyan 9
2000 --- WOOSTER 21, Ohio Wesleyan 14	1960 --- Ohio Wesleyan 11, WOOSTER 3
1999 --- OHIO WESLEYAN 14, Wooster 11	1957 --- OHIO WESLEYAN 16, Wooster 14
1998 --- WOOSTER 20, Ohio Wesleyan 7	1956 --- WOOSTER 35, Ohio Wesleyan 2
1997 --- Wooster 28, OHIO WESLEYAN 14	1943 --- Wooster 22, OHIO WESLEYAN 14
1996 --- WOOSTER 35, Ohio Wesleyan 7	1943 --- Ohio Wesleyan 21, WOOSTER 13
1995 --- Ohio Wesleyan 34, WOOSTER 7	1928 --- Ohio Wesleyan 45, WOOSTER 6
1994 --- OHIO WESLEYAN 21, Wooster 10	1927 --- OHIO WESLEYAN 14, Wooster 0*
1993 --- Ohio Wesleyan 48, WOOSTER 0	1926 --- WOOSTER 23, Ohio Wesleyan 7*
1992 --- OHIO WESLEYAN 41, Wooster 12	1915 --- Wooster 21, Ohio Wesleyan 7*
1991 --- Ohio Wesleyan 58, WOOSTER 0	1914 --- Ohio Wesleyan 54, Wooster 6*
1990 --- OHIO WESLEYAN 41, Wooster 0	1913 --- Wooster 7, Ohio Wesleyan 6*
1989 --- WOOSTER 28, Ohio Wesleyan 19	1912 --- Ohio Wesleyan 20, Wooster 7*
1988 --- OHIO WESLEYAN 22, Wooster 20	1910 --- Ohio Wesleyan 29, Wooster 0*
1987 --- Wooster 7, OHIO WESLEYAN 3	1909 --- Ohio Wesleyan 17, Wooster 0*
1986 --- WOOSTER 16, Ohio Wesleyan 6	1908 --- Ohio Wesleyan 22, Wooster 6*
1985 --- Wooster 18, OHIO WESLEYAN 3	1907 --- Wooster 12, Ohio Wesleyan 5*
1984 --- OHIO WESLEYAN 23, Wooster 7	1906 --- Wooster 2, Ohio Wesleyan 0*
1983 --- Wooster 17, OHIO WESLEYAN 15	1905 --- Wooster 18, Ohio Wesleyan 11*
1982 --- OHIO WESLEYAN 32, Wooster 7	1901 --- Ohio Wesleyan 28, Wooster 0*
1981 --- Wooster 20, OHIO WESLEYAN 14	CAPS indicates home team
1980 --- WOOSTER 45, Ohio Wesleyan 0	* indicates 11 games in which site is not available

OPPONENT INFORMATION

GAME
6

Hiram – Oct. 14, 1:00 p.m., at Hiram, Ohio

General Information

Name ----- Hiram College
 Location ----- Hiram, Ohio 44234
 Enrollment ----- 900
 Affiliation ----- NCAA Division III
 Conference ----- North Coast Athletic Conference
 Nickname ----- Terriers
 Colors ----- Blue and Red
 Stadium (Capacity; Surface) ----- Charles A. Henry Field (2,000; Natural Grass)
 President ----- Thomas V. Chema
 Athletic Director ----- Tom Mulligan
 Athletic Department Phone ----- (330) 569-5340

Coaching Information

Head Coach (Alma Mater) ----- Mike Lazusky (Shippensburg '94)
 Record at Hiram ----- 1-19 (2 Years)
 Career Record ----- 1-19 (2 Years)
 e-mail ----- lazuskymj@hiram.edu
 Office Phone ----- (330) 569-5446
 Assistant Coaches ----- Gary Cox (RB), Eugene Crosby (OL),
 Michael Glodowski (WR), Frank Mazzocca (LB),
 Larry Rice (DL), Mike Soltis (K/P), Bob Wolfe (DB)

Team Information

2005 Overall Record ----- 1-9
 2005 NCAC Record/Finish ----- 1-6/9th of 10
 Basic Offense ----- Spread
 Basic Defense ----- 4-3
 Letterwinners Returning ----- 26 (breakdown not available)
 Letterwinners Lost ----- 12 (breakdown not available)
 Starters Returning ----- 14 (Offense 8, Defense 4, Specialty 2)
 Starters Lost ----- 11 (Offense 3, Defense 7, Specialty 1)

2006 Schedule

Sept. 2 CARNEGIE MELLON 1:00
 Sept. 9 at Bethany 1:30
 Sept. 16 at Allegheny 1:00
 Sept. 30 OBERLIN* 2:00
 Oct. 7 at Kenyon* 1:00
 Oct. 14 WOOSTER* 1:00
 Oct. 21 DENISON* 1:00
 Oct. 28 at Earlham* 1:00
 Nov. 4 at Ohio Wesleyan* 1:00
 Nov. 11 WITTENBERG* 1:00

2005 Results

Sept. 3 at Carnegie Mellon L, 0-45
 Sept. 10 BLUFFTON L, 6-31
 Sept. 17 WESTMINSTER L, 7-38
 Oct. 1 EARLHAM* W, 7-2
 Oct. 8 at Denison* L, 6-53
 Oct. 15 at Wittenberg* L, 0-66
 Oct. 22 ALLEGHENY* L, 6-38
 Oct. 29 at Wooster* L, 17-59
 Nov. 5 KENYON* L, 38-41
 Nov. 12 at Oberlin* L, 17-52

* indicates conference games

Sports Information

Sports Information Director ----- Jeff Hoedt
 e-mail ----- hoedtmj@hiram.edu
 Office Phone ----- (330) 569-5487
 Home Phone ----- (330) 993-0124
 Office Fax ----- (330) 569-5392
 Press Box Phone ----- N/A
 Web site ----- <http://www.hiram.edu/athletics/>



Head Coach Mike Lazusky

Series Information

Series Record ----- Wooster leads 30-4-0
 Current Streak ----- Wooster has won last four meetings
 record at Wooster ----- Wooster leads 12-1-0*
 Record at Hiram ----- Wooster leads 12-2-0*
 Biggest Wooster Win (Score; Date) ----- 95 points (95-0; Nov. 3, 1906)
 Biggest Hiram Win (Score; Date) ----- 16 points (30-14; Oct. 4, 1975)

Game-By-Game Results

2005 ----- WOOSTER 59, Hiram 17
 2004 ----- Wooster 59, HIRAM 0
 2001 ----- WOOSTER 28, Hiram 10
 2000 ----- Wooster 33, HIRAM 14
 1989 ----- HIRAM 20, Wooster 15
 1988 ----- Hiram 10, WOOSTER 6
 1977 ----- Wooster 40, HIRAM 3
 1976 ----- WOOSTER 9, Hiram 6
 1975 ----- HIRAM 30, Wooster 14
 1974 ----- WOOSTER 16, Hiram 7
 1971 ----- Wooster 17, HIRAM 10
 1970 ----- WOOSTER 21, Hiram 7
 1969 ----- WOOSTER 28, Hiram 6
 1968 ----- Wooster 40, HIRAM 17
 1967 ----- Wooster 33, HIRAM 11
 1966 ----- WOOSTER 56, Hiram 22
 1965 ----- Wooster 47, HIRAM 12
 1964 ----- WOOSTER 14, Hiram 7
 1955 ----- Wooster 35, HIRAM 12
 1954 ----- WOOSTER 55, Hiram 12
 1953 ----- Wooster 54, HIRAM 7
 1952 ----- WOOSTER 28, Hiram 14
 1951 ----- Wooster 13, HIRAM 9
 1948 ----- WOOSTER 26, Hiram 7
 1935 ----- Wooster 41, HIRAM 0
 1934 ----- Wooster 45, Hiram 0*
 1933 ----- Wooster 26, Hiram 6*
 1929 ----- Wooster 33, HIRAM 0
 1928 ----- WOOSTER 26, Hiram 0
 1921 ----- Wooster 14, Hiram 0*
 1920 ----- Wooster 20, Hiram 0*
 1919 ----- Wooster 47, Hiram 0*
 1911 ----- Hiram 6, Wooster 0*
 1906 ----- Wooster 95, Hiram 0*

CAPS indicate home team

* indicates 7 games in which site is not available

OPPONENT INFORMATION

GAME
7

Allegheny – Oct. 21, 1:00 p.m., at Wooster, Ohio

General Information

Name ----- Allegheny College
 Location ----- Meadville, Pa. 16335
 Enrollment ----- 2,100
 Affiliation ----- NCAA Division III
 Conference ----- North Coast Athletic Conference
 Nickname ----- Gators
 Colors ----- Blue and Gold
 Stadium (Capacity; Surface) ----- Frank B. Fuhrer Field (3,500; FieldTurf)
 President ----- Dr. Richard Cook
 Athletic Director ----- Betsy Mitchell
 Athletic Department Phone ----- (814) 332-3351

Coaching Information

Head Coach (Alma Mater) ----- Mark Matlak (Allegheny '78)
 Record at Allegheny ----- 20-21 (4 Years)
 Career Record ----- 20-21 (4 Years)
 e-mail ----- mark.matlak@allegheny.edu
 Office Phone ----- (814) 332-3350
 Assistant Coaches ----- Andy McKenzie (OC), Mike Kashurba (DC),
 Eric Burgess (LB), Travis Gillespie (OL), Dave Riede (WR),
 Marty Spieler (OT/TE), Josh Varner (DL), Tom Whatley (RB)

Team Information

2005 Overall Record ----- 3-7
 2005 NCAC Record/Finish ----- 3-4/T-5th of 10
 Basic Offense ----- Multiple
 Basic Defense ----- 4-3
 Letterwinners Returning ----- 47 (Offense 25, Defense 19, Specialty 3)
 Letterwinners Lost ----- 28 (Offense 16, Defense 12, Specialty 0)
 Starters Returning ----- 12 (Offense 6, Defense 4, Specialty 2)
 Starters Lost ----- 12 (Offense 5, Defense 7, Specialty 0)

2006 Schedule

Sept. 2 at Westminster 1:00
 Sept. 9 at Wash. & Jeff. 6:30
 Sept. 16 HIRAM 1:00
 Sept. 30 at Denison* 1:00
 Oct. 7 at Wabash* 1:00
 Oct. 14 KENYON* 1:00
 Oct. 21 at Wooster* 1:00
 Oct. 28 OHIO WESLEYAN* 6:30
 Nov. 4 at Wittenberg* 1:00
 Nov. 11 OBERLIN* 1:00

* indicates conference games

2005 Results

Sept. 3 at Bald.-Wallace L, 17-23 (ot)
 Sept. 10 WESTMINSTER L, 9-12 (ot)
 Sept. 17 at Wash. & Jeff. L, 21-45
 Oct. 1 WOOSTER* L, 34-37
 Oct. 8 OHIO WESLEYAN* L, 8-13
 Oct. 15 at Kenyon* L, 27-34
 Oct. 22 at Hiram* W, 38-6
 Oct. 29 WABASH* L, 21-27
 Nov. 5 at Earlham* W, 41-0
 Nov. 12 WITTENBERG* W, 31-21

Sports Information

Sports Information Director ----- Bill Salyer
 e-mail ----- bill.salyer@allegheny.edu
 Office Phone ----- (814) 332-5952
 Cell Phone ----- (937) 527-3116
 Office Fax ----- (814) 332-2347
 Press Box Phone ----- (814) 332-6754
 Web site ----- www.allegheny.edu/athletics/



Head Coach Mark Matlak

Series Information

Series Record ----- Allegheny leads 17-11-0
 Current Streak ----- Wooster has won last two meetings
 Record at Wooster ----- Allegheny leads 11-5-0
 Record at Allegheny ----- Series tied 6-6-0
 Biggest Wooster Win (Score; Date) ----- 39 points (52-13; Nov. 1, 1952)
 Biggest Allegheny Win (Score; Date) ----- 55 points (62-7; Oct. 29, 1994)

Game-By-Game Results

2005 ----- Wooster 37, ALLEGHENY 34
 2004 ----- WOOSTER 35, Allegheny 13
 2003 ----- Allegheny 26, WOOSTER 20
 2002 ----- Wooster 21, ALLEGHENY 7
 2001 ----- ALLEGHENY 28, Wooster 7
 2000 ----- Allegheny 43, WOOSTER 15
 1999 ----- Wooster 13, ALLEGHENY 10 (ot)
 1998 ----- Allegheny 40, WOOSTER 39 (2ot)
 1997 ----- ALLEGHENY 28, Wooster 27
 1996 ----- Allegheny 13, WOOSTER 3
 1995 ----- Allegheny 57, WOOSTER 12
 1994 ----- ALLEGHENY 62, Wooster 7
 1993 ----- ALLEGHENY 44, Wooster 7
 1992 ----- Allegheny 56, WOOSTER 7
 1991 ----- ALLEGHENY 34, Wooster 6
 1990 ----- Allegheny 38, WOOSTER 14
 1988 ----- Allegheny 24, WOOSTER 10
 1987 ----- Allegheny 6, WOOSTER 3
 1986 ----- Allegheny 16, WOOSTER 7
 1985 ----- Allegheny 24, WOOSTER 21
 1984 ----- ALLEGHENY 30, Wooster 29
 1955 ----- Wooster 41, ALLEGHENY 13
 1954 ----- WOOSTER 31, Allegheny 0
 1953 ----- Wooster 35, ALLEGHENY 7
 1952 ----- WOOSTER 52, Allegheny 13
 1951 ----- Wooster 20, ALLEGHENY 6
 1950 ----- WOOSTER 20, Allegheny 13
 1905 ----- WOOSTER 38, Allegheny 16

CAPS indicates home team

OPPONENT INFORMATION

GAME
8

Wabash – Oct. 28, 1:00 p.m., at Crawfordsville, Ind.

General Information

Name ----- Wabash College
 Location ----- Crawfordsville, Ind. 47933
 Enrollment ----- 850 (men only)
 Affiliation ----- NCAA Division III
 Conference ----- North Coast Athletic Conference
 Nickname ----- Little Giants
 Colors ----- Scarlet and White
 Stadium (Capacity; Surface) ----- Byron P. Hollett Little Giant Stadium
 (5,000; Natural Grass)
 President ----- Dr. Patrick E. White
 Athletic Director ----- Vernon Mummert
 Athletic Department Phone ----- (765) 361-6220

Coaching Information

Head Coach (Alma Mater) ----- Chris Creighton (Kenyon '91)
 Record at Wabash ----- 44-11 (5 Years)
 Career Record ----- 76-18 (9 Years)
 e-mail ----- creightc@wabash.edu
 Office Phone ----- (765) 361-6300
 Assistant Coaches ----- Neal Neathery (Asst. HC/DC),
 Jake Gilbert (OL), Steve House (RB),
 Jamie Lemmond (ST/DB), Kelly Kitchel (LB), TBA (WR)

Team Information

2005 Overall Record ----- 11-1
 2005 NCAC Record/Finish ----- 7-0/1st of 10
 Basic Offense ----- Multiple Single Back
 Basic Defense ----- Multiple 3-5
 Letterwinners Returning ----- 31 (Offense 14, Defense 15, Specialty 2)
 Letterwinners Lost ----- 16 (Offense 5, Defense 10, Specialty 1)
 Starters Returning ----- 14 (Offense 6, Defense 5, Specialty 3)
 Starters Lost ----- 11 (Offense 5, Defense 6, Specialty 0)

2006 Schedule

Sept. 9 at Franklin 1:30
 Sept. 16 MILLIKIN 1:00
 Sept. 23 OHIO WESLEYAN* 1:00
 Sept. 30 at Earlham* 1:00
 Oct. 7 ALLEGHENY* 2:00
 Oct. 14 at Wittenberg* 1:00
 Oct. 21 at Oberlin* 1:00
 Oct. 28 WOOSTER* 1:00
 Nov. 4 at Denison* 1:00
 Nov. 11 DePAUW 1:07
 * indicates conference games
 ! indicates NCAA Div. III Championships

2005 Results

Sept. 10 KALAMAZOO W, 46-6
 Sept. 17 at Washington (Mo.) W, 23-7
 Sept. 24 EARLHAM* W, 50-2
 Oct. 1 at Ohio Wesleyan* W, 29-7
 Oct. 8 OBERLIN* W, 42-7
 Oct. 15 at Wooster* W, 44-10
 Oct. 22 WITTENBERG* W, 26-20
 Oct. 29 at Allegheny* W, 27-21
 Nov. 5 DENISON* W, 52-0
 Nov. 12 at DePauw W, 17-14
 Nov. 19 ALBION! W, 38-20
 Nov. 26 CAPITAL! L, 11-14

Sports Information

Sports Information Director ----- R. Brent Harris
 e-mail ----- harrisb@wabash.edu
 Office Phone ----- (765) 361-6165
 Home Phone ----- (765) 362-0322
 Office Fax ----- (765) 361-6424
 Press Box Phone ----- (765) 361-6268
 Web site ----- www.wabash.edu/sports/



Head Coach Chris Creighton

Series Information

Series Record ----- Wabash leads 8-2-0
 Current Streak ----- Wabash won last meeting
 Record at Wooster ----- Wabash leads 4-1-0
 Record at Wabash ----- Wabash leads 4-1-0
 Biggest Wooster Win (Score; Date) ----- 16 points (23-7; Nov. 1, 2003)
 Biggest Wabash Win (Score; Date) ----- 34 points (44-10; Oct. 15, 2005)

Game-By-Game Results

2005 ----- Wabash 44, WOOSTER 10
 2004 ----- Wooster 33, WABASH 30
 2003 ----- WOOSTER 23, Wabash 7
 2002 ----- WABASH 42, Wooster 22
 2001 ----- WABASH 35, Wooster 7
 2000 ----- Wabash 20, WOOSTER 15
 1985 ----- Wabash 27, WOOSTER 0
 1984 ----- WABASH 33, Wooster 9
 1945 ----- Wabash 35, WOOSTER 19
 1944 ----- WABASH 27, Wooster 0
 CAPS indicate home team

OPPONENT INFORMATION

GAME
9

Earlham – Nov. 4, 1:00 p.m., at Wooster, Ohio

General Information

Name ----- Earlham College
 Location ----- Richmond, Ind. 47374
 Enrollment ----- 1,200
 Affiliation ----- NCAA Division III
 Conference ----- North Coast Athletic Conference
 Nickname ----- Quakers
 Colors ----- Maroon and White
 Stadium (Capacity; Surface) ----- M.O. Ross Field (1,500; Natural Grass)
 President ----- Douglas C. Bennett
 Athletic Director ----- Frank Carr
 Athletic Department Phone ----- (765) 983-1414

Coaching Information

Head Coach (Alma Mater) ----- Gerry Keesling (Earlham '82)
 Record at Earlham ----- 5-15 (2 Years)
 Career Record ----- 5-15 (2 Years)
 e-mail ----- keeslge@earlham.edu
 Office Phone ----- (765) 983-1482
 Assistant Coaches ----- Tom Parkevich (DC/DB),
 Tom Dunham (WR/ST), Andy Hape (OL), Maurice Hibbler (LB),
 Nick Johnson (DL), Patrick Piper (RB)

Team Information

2005 Overall Record ----- 1-9
 2005 NCAC Record/Finish ----- 0-7/10th of 10
 Basic Offense ----- N/A
 Basic Defense ----- N/A
 Letterwinners Returning ----- 33 (breakdown not available)
 Letterwinners Lost ----- 15 (breakdown not available)
 Starters Returning ----- 19 (Offense 9, Defense 9, Specialty 1)
 Starters Lost ----- 6 (Offense 2, Defense 2, Specialty 2)

2006 Schedule

Sept. 2 at Rose-Hulman 7:00
 Sept. 9 at Manchester 1:30
 Sept. 16 ANDERSON 1:30
 Sept. 30 WABASH* 1:00
 Oct. 7 at Wittenberg* 1:00
 Oct. 14 OBERLIN* 1:00
 Oct. 21 at Kenyon* 1:00
 Oct. 28 HIRAM* 1:00
 Nov. 4 at Wooster* 1:00
 Nov. 11 DENISON* 1:00

2005 Results

Sept. 3 ROSE-HULMAN L, 41-48
 Sept. 10 MANCHESTER W, 69-62
 Sept. 17 at Anderson L, 7-48
 Sept. 24 at Wabash* L, 2-50
 Oct. 1 at Hiram* L, 2-7
 Oct. 8 WITTENBERG* L, 0-48
 Oct. 15 at Oberlin* L, 10-13
 Oct. 22 at Denison* L, 7-38
 Oct. 29 KENYON* L, 13-16 (ot)
 Nov. 5 ALLEGHENY* L, 0-41

* indicates conference games

Sports Information

Sports Information Director ----- Don Tincher
 e-mail ----- tinchdo@earlham.edu
 Office Phone ----- (765) 983-1795
 Home Phone ----- (765) 914-5312
 Office Fax ----- (765) 983-1694
 Press Box Phone ----- N/A
 Web site ----- http://www.earlham.edu/



Head Coach Gerry Keesling

Series Information

Series Record ----- Wooster leads 10-2-0
 Current Streak ----- Wooster has won last seven meetings
 Record at Wooster ----- Wooster leads 5-1-0
 Record at Earlham ----- Wooster leads 5-1-0
 Biggest Wooster Win (Score; Date) ----- 41 points (48-7; Sept. 19, 1998)
 Biggest Earlham Win (Score; Date) ----- 12 points (24-12; Oct. 22, 1994)

Game-By-Game Results

2003 ----- Wooster 52, EARLHAM 24
 2002 ----- WOOSTER 49, Earlham 20
 1999 ----- WOOSTER 46, Earlham 6
 1998 ----- Wooster 48, EARLHAM 7
 1997 ----- WOOSTER 38, Earlham 0
 1996 ----- Wooster 52, EARLHAM 27
 1995 ----- Wooster 17, EARLHAM 15
 1994 ----- Earlham 24, WOOSTER 12
 1993 ----- EARLHAM 12, Wooster 6
 1992 ----- WOOSTER 28, Earlham 21
 1991 ----- WOOSTER 54, Earlham 20
 1990 ----- Wooster 44, EARLHAM 29

CAPS indicate home team

OPPONENT INFORMATION

GAME
10

Kenyon – Nov. 11, 1:00 p.m., at Gambier, Ohio

General Information

Name ----- Kenyon College
 Location ----- Gambier, Ohio 43022
 Enrollment ----- 1,595
 Affiliation ----- NCAA Division III
 Conference ----- North Coast Athletic Conference
 Nickname ----- Lords
 Colors ----- Purple and White
 Stadium (Capacity; Surface) ----- McBride Field (2,200; OmniGrass)
 President ----- S. Georgia Nugent
 Athletic Director ----- Peter T.C. Smith
 Athletic Department Phone ----- (740) 427-5456

Coaching Information

Head Coach (Alma Mater) ----- Ted Stanley (Grinnell '93)
 Record at Kenyon ----- 10-20 (3 Years)
 Career Record ----- 10-20 (3 Years)
 e-mail ----- stanleyt@kenyon.edu
 Office Phone ----- (740) 427-5260
 Assistant Coaches ----- Ian Shoemaker (OC), Butch Posey (DC),
 Derick Busenberg (WR), Brian Cain (DL), Cory Cowles (LB),
 Mike Ferzoco (OL), Dan Foley (OL), Travis Titus (RB/TE)

Team Information

2005 Overall Record ----- 6-4
 2005 NCAC Record/Finish ----- 6-1/2nd of 10
 Basic Offense ----- Spread
 Basic Defense ----- 4-3
 Letterwinners Returning ----- 38 (Offense 18, Defense 18, Specialty 2)
 Letterwinners Lost ----- 5 (Offense 3, Defense 2, Specialty 0)
 Starters Returning ----- 20 (Offense 9, Defense 9, Specialty 2)
 Starters Lost ----- 5 (Offense 3, Defense 2, Specialty 0)

2006 Schedule

Sept. 2 at Grinnell 1:00
 Sept. 9 at Claremont McKenna 8:00
 Sept. 16 at Case 6:00
 Sept. 30 at Ohio Wesleyan* 1:00
 Oct. 7 HIRAM* 1:00
 Oct. 14 at Allegheny* 1:00
 Oct. 21 EARLHAM* 1:00
 Oct. 28 at Denison* 1:00
 Nov. 4 OBERLIN* 1:00
 Nov. 11 WOOSTER* 1:00

* indicates conference games

2005 Results

Sept. 10 CENTRE L, 25-36
 Sept. 17 CASE L, 8-19
 Sept. 24 at Kalamazoo L, 26-38
 Oct. 1 at Oberlin* W, 21-20
 Oct. 8 at Wooster* W, 24-21
 Oct. 15 ALLEGHENY* W, 34-27
 Oct. 22 OHIO WESLEYAN* L, 14-41
 Oct. 29 at Earlham* W, 16-13 (ot)
 Nov. 5 at Hiram* W, 41-38
 Nov. 12 DENISON* W, 45-42

Sports Information

Sports Information Director ----- Marty Fuller
 e-mail ----- fullerm@kenyon.edu
 Office Phone ----- (740) 427-5471
 Cell Phone ----- (740) 504-6174
 Office Fax ----- (740) 427-5401
 Press Box Phone ----- (740) 427-5155
 Web site ----- http://athletics.kenyon.edu



Head Coach Ted Stanley

Series Information

Series Record ----- Wooster leads 43-22-3
 Current Streak ----- Kenyon won last meeting
 Record at Wooster ----- Wooster leads 20-9-0*
 Record at Kenyon ----- Wooster leads 13-7-1*
 Biggest Wooster Win (Score; Date) ----- 63 points (84-21; Oct. 9, 2004)
 Biggest Kenyon Win (Score; Date) ----- 23 points (30-7; Oct. 28, 1989)

Game-By-Game Results

2005 --- Kenyon 24, WOOSTER 21	1963 --- WOOSTER 22, Kenyon 5
2004 --- Wooster 84, KENYON 21	1962 --- KENYON 27, Wooster 6
2001 --- WOOSTER 51, Kenyon 10	1961 --- WOOSTER 41, Kenyon 0
2000 --- Wooster 23, KENYON 0	1960 --- Wooster 35, KENYON 0
1999 --- WOOSTER 45, Kenyon 8	1959 --- WOOSTER 37, Kenyon 12
1998 --- Wooster 54, KENYON 7	1958 --- Wooster 33, KENYON 0
1997 --- WOOSTER 47, Kenyon 3	1957 --- WOOSTER 25, Kenyon 7
1996 --- Wooster 42, KENYON 36 (ot)	1956 --- KENYON 13, Wooster 12
1995 --- Wooster 23, KENYON 14	1955 --- WOOSTER 27, Kenyon 0
1994 --- Kenyon 14, WOOSTER 0	1954 --- Wooster 7, KENYON 0
1993 --- WOOSTER 27, Kenyon 21	1953 --- WOOSTER 36, Kenyon 13
1992 --- Kenyon 35, WOOSTER 29	1952 --- WOOSTER 35, Kenyon 19
1991 --- KENYON 23, Wooster 6	1951 --- WOOSTER 18, Kenyon 13
1990 --- Kenyon 27, WOOSTER 24	1950 --- Wooster 13, KENYON 13
1989 --- KENYON 30, Wooster 7	1949 --- WOOSTER 40, Kenyon 7
1988 --- Kenyon 17, WOOSTER 14	1922 --- Wooster 53, Kenyon 0*
1987 --- Wooster 16, KENYON 9	1921 --- Kenyon 3, Wooster 0*
1986 --- WOOSTER 17, Kenyon 15	1920 --- Wooster 21, Kenyon 0*
1985 --- KENYON 9, Wooster 0	1919 --- Wooster 25, Kenyon 0*
1984 --- Kenyon 33, WOOSTER 14	1918 --- Wooster 9, Kenyon 0*
1983 --- KENYON 16, Wooster 10	1917 --- Wooster 0, Kenyon 0*
1982 --- Kenyon 16, WOOSTER 8	1916 --- Wooster 10, Kenyon 0*
1979 --- WOOSTER 3, Kenyon 0	1915 --- Wooster 12, Kenyon 7*
1978 --- Wooster 28, KENYON 10	1914 --- Wooster 13, Kenyon 0*
1977 --- WOOSTER 7, Kenyon 6	1913 --- Wooster 7, Kenyon 7*
1976 --- Wooster 21, KENYON 7	1912 --- Kenyon 23, Wooster 7*
1975 --- WOOSTER 9, Kenyon 7	1910 --- Wooster 21, Kenyon 0*
1974 --- Wooster 21, KENYON 14	1909 --- Kenyon 5, Wooster 0*
1973 --- Kenyon 16, WOOSTER 6	1908 --- Kenyon 18, Wooster 5*
1972 --- KENYON 16, Wooster 9	1907 --- Kenyon 5, Wooster 0*
1971 --- WOOSTER 13, Kenyon 12	1904 --- Kenyon 23, Wooster 5*
1970 --- WOOSTER 10, Kenyon 7	1903 --- Wooster 11, Kenyon 10*
1969 --- Kenyon 10, WOOSTER 3	1890 --- Wooster 30, Kenyon 0*
1968 --- Wooster 28, KENYON 16	
1967 --- WOOSTER 52, Kenyon 0	

CAPS indicates home team

* indicates 18 games in which site is not available

THE NORTH COAST ATHLETIC CONFERENCE



Founded in 1983, the North Coast Athletic Conference is dedicated to fostering a complementary relationship between intercollegiate athletics and the pursuit of academic excellence. Consisting of 10 academically selective colleges and universities in Ohio, Indiana, and Pennsylvania — Allegheny College, Denison University, Earlham College, Hiram College, Kenyon College, Oberlin College, Ohio Wesleyan University, Wabash College, Wittenberg University and The College of Wooster — the NCAC believes that high-level athletic programs need not be sacrificed in order to meet rigid

academic standards.

Significantly, all 10 NCAC institutions have been granted chapters of Phi Beta Kappa, the preeminent honor society for colleges and universities. Only 255 of the more than 3,000 four-year institutions in the United States have been so honored.

A member of the National Collegiate Athletic Association's Division III, the NCAC features championship competition in 22 sports — 11 for men and 11 for women. The 11 women's sports are the most offered by any Division III conference, and the equality in number and emphasis between men's and women's athletics is just one of the elements that sets the North Coast apart.

The goals of the Conference express the best aspirations of American amateur athletics. The NCAC brings together a group of institutions which share a common allegiance to academic quality and to the conduct of athletics so as to support the educational purpose. Intercollegiate athletics can and should complement academic life, rather than compete with it, and sports should enhance the experience of students during their college years. This type of academic and athletic commitment has been led by the 10 school presidents, who have taken an active role in the governance of the conference.

Thirty-eight teams from all 22 North Coast sports were represented in NCAA post-season competition during the 2004-05 academic year. The NCAC added one Division III championship as Kenyon won men's swimming. The NCAC's 22-year total of national championships stands at 53. In addition, 89 student-athletes from around the conference earned All-America and/or Academic All-America honors.

The NCAC's commitment to equity, its broad base of athletic programs, and an unwavering insistence on excellence in academics has served as a model for conferences throughout the country. The North Coast has shown not only that these ideals can coexist, but that they can flourish. The NCAC continues as a pace-setter in the 21st century.

NCAC Football Champions

2005	Wabash
2004	Wooster
2003	Allegheny
2002	Wabash
2001	Wittenberg
2000	Wittenberg
1999	Wittenberg
1998	Wittenberg
1997	Allegheny, Wittenberg, Wooster
1996	Allegheny
1995	Wittenberg
1994	Allegheny
1993	Allegheny
1992	Wittenberg
1991	Allegheny
1990	Allegheny
1989	Ohio Wesleyan, Kenyon
1988	Allegheny
1987	Allegheny
1986	Denison
1985	Denison
1984	Case Western Reserve

2005 NCAC Standings

	---- NCAC ----				--- OVERALL ---			
	W	L	PF	PA	W	L	PF	PA
1. Wabash	7	0	270	67	11	1	405	128
2. Kenyon	6	1	195	202	6	4	254	295
3. Ohio Wesleyan	5	2	149	131	7	3	236	191
Wittenberg	5	2	262	72	5	5	312	205
5. Wooster	3	4	154	204	6	4	242	235
Denison	3	4	199	201	5	5	275	259
Allegheny	3	4	200	138	3	7	247	218
8. Oberlin	2	5	151	166	3	7	235	255
9. Hiram	1	6	91	311	1	9	104	425
10. Earlham	0	7	34	213	1	9	151	371



The Scots celebrate sharing the 1997 NCAC title with Allegheny and Wittenberg after defeating Ohio Wesleyan 28-14 in the season's final game.



Seniors Tim Slovensky, Richie McNally, Brian Kight, Jesse Koski, Tim Cline, and Jim Wallace (left-to-right) hoist the 2004 NCAC trophy after completing a perfect regular season with a 24-6 victory at Ohio Wesleyan.

2005 SEASON RECAP

Injuries Turning Point of Scot Grid Season

Another promising season was on track early, as the Fighting Scots won the first four games to extend their regular season win streak to 14, but it got derailed by a series of injuries, most notably to junior quarterback Justin Schafer (Bethesda, Ohio), resulting in a 6-4 overall record and tie for fifth-place in the North Coast Athletic Conference (3-4).

Wooster's dominance in non-league play continued, with the Scots starting 3-0 for the fourth-straight year via victories over Muskingum College (13-10), MacMurray College (37-0), and Case West. Reserve University (38-21).

Aspirations of repeating as NCAC champs, despite the significant losses from the 2004 team, trickled into the minds of Wooster fans following a 37-34 win at perennial league contender Allegheny College. Schafer injured his ankle late in that game, but Bobby Reiff (Bay Village, Ohio) proved to be a worthy replacement, directing the Scots to two fourth-quarter scores.

Then, the unthinkable happened, though, as Kenyon College, one of the conference's traditional bottom dwellers, invaded Papp Stadium and scored two fourth-quarter touchdowns to stun Wooster 24-21, marking the Lords' first victory over the Scots in about a decade (1994). While the loss looked bad at the time, Kenyon proved it was no fluke, finishing alone in second-place (6-1).

Next was a match-up with Wabash College. Wooster struck first with a field goal only to see the talented Little Giants run off 38 unanswered points en route to a 44-10 decision, which they used to help spring board into an undefeated regular season and NCAC championship.

The Scots bounced back with triumphs over Oberlin College (20-19) and Hiram College (59-17), however, in the Oberlin game, Schafer reaggavated his injury, which eventually caused him to miss the rest of the season. Reiff passed for a school-record 423 yards against Hiram, which also featured a 56-point second half, but the offense suddenly stalled during season-ending losses at Wittenberg University (45-0) and to Ohio Wesleyan University (21-7).

The injury likely caused Schafer to miss out on all-conference honors for the first time in his career, as he completed over 55 percent of his passes (86-of-154) for 1,155 yards and eight touchdowns while leading Wooster to a 5-1 record in his six starts. Reiff posted nearly identical numbers, connecting on 75-of-156 attempts for 1,016 passing yards and four scores.

Certainly not all of the successes/failures fell on either of the quarterback's shoulders. It took a few games, but the Scots may have found their future offensive star, as freshman Dustin Sheppard (Johnstown, Ohio) won the starting tailback job in week five and wound up netting 769 rushing yards and six touchdowns en route to the NCAC Newcomer-of-the-Year award.

Depth was the key to Wooster's successful passing game, as seven players finished with double-digit reception totals, led by wideout Shaun Swearingen (Hilliard, Ohio) and tight end Greg Peltz (Amherst, Ohio), both of whom received honorable mention on the All-NCAC Team. Swearingen had nine catches, 396 yards, and one score and Peltz collected 28 for 356 yards and three touchdowns, while also noteworthy, Aaron Gertz (Bay Village, Ohio) tallied 27 receptions



Backup quarterback Bobby Reiff provided one of the highlights of 2005, throwing for a school-record 423 yards against Hiram.

for 473 yards and found the end zone three times.

While the skill-position players generated most of the publicity and stats, Wooster's top player resided up front. Junior left tackle Rick Drushal (Lakeville, Ohio) picked up first-team all-league accolades for the second-straight year, anchoring an offensive line that allowed the quarterbacks and Sheppard to average 24.2 points and 368.2 yards. Kevin Spragg (Collins, Ohio) was slated to move inside, but an injury forced him to return to his starting job at right tackle for the second season. Another two-year starter, senior Steve Alpeter (Dover, Ohio), held down the center position, while sophomores Aaron Patterson (Steubenville, Ohio) and Dan Sommers (Slippery Rock, Pa.) started at left and right guard, respectively.

Other key players on the offense included Ryan Shingleton (Wooster, Ohio), who earned the starting nod at fullback, junior David Miller (Uniontown, Ohio), who made the transition from fullback to wide receiver and averaged a school-record 22.5 yards on 16 catches, and junior tight ends Ben Schrock (Wadsworth, Ohio) and Mike Vyrostek (Columbia Station, Ohio), who combined for 23 receptions and 211 yards.

Defensively, the Scots held six opponents to 21 points or less, and they won all but one of those contests. Junior end Evan Watson (Crawfordsville, Ind.) led the way with 7.5 sacks, 12.5 tackles for loss, and three forced fumbles, and overall, was a menace up front for opposing offenses, which is why he was selected to the All-NCAC First Team. Watson's counterpart, junior Andy Mizak (Warren, Mich.), actually entered the year with loftier expectations, but injuries curtailed his progress. He fought through them to record 40 tackles, including 4.0 sacks, while classmate Brandon French (Columbia Station, Ohio) had a breakout year, leading the defensive tackles with 44 tackles, including 12.5 for loss, and three forced fumbles.

Highlighting the linebacking corps was junior

Andre Smith (Hendersonville, Tenn.), an honorable mention recipient for all-conference. From his strong-side position, he registered a career- and team-leading 79 tackles, 56 of which were solos. Fellow starters were junior Phil Vitalbo (Monongahela, Pa.) in the middle and sophomore Greg Schermbeck (Toledo, Ohio) on the outside. They were credited for 74 and 60 stops, respectively.

Junior strong safety Chris Craig (Newark, Ohio) was the lone veteran in the secondary and came up with 76 tackles – third-most on the team – while free safety Josh Feesler (Canal Fulton, Ohio) and cornerbacks Jeff Geffert (Mentor, Ohio) and Andrew O'Connell (Granger, Ind.) all performed admirably in their first year as starters. Feesler, a junior, and Geffert, a sophomore, tallied 56 tackles apiece and combined for five picks, while O'Connell took over a starting job as a freshman, posting 17 tackles and a 49-yard interception return for a touchdown.

Additional defensive players of note included senior defensive tackles Marco Garcia (Navarre, Fla.) and Dan Kremer (Marstons Mills, Mass.), who combined for 41 tackles, 3.0 of which were sacks, Bobby Block (Belleville, Mich.), who found a spot in the regular linebacker rotation as a junior, and defensive backs Jalam Cutting (Akron, Ohio), Darren Farmer (Prospect, Ohio), and Brad Michel (Vandalia, Ohio).

Special teams was a strongpoint for Wooster once again. In his first season as the placekicker, sophomore Andy Milligan (Orrville, Ohio) knocked through 9-of-15 field goals, including two game-winners, and all but one extra point (29-of-30). Senior and third-year punter Andrew Branch (Zanesville, Ohio) averaged 34.3 yards. The Scots had two of the NCAC's top punt returners in Swearingen (10.9 avg.) and O'Connell (11.9 avg.), while Cutting returned the most kickoffs (18.5 avg.) of anybody on the team.

2005 RESULTS AND STATISTICS

RECORD:	OVERALL	HOME	AWAY	NEUTRAL
ALL GAMES.....	(6-4-0)	(2-3-0)	(4-1-0)	(0-0-0)
CONFERENCE.....	(3-4-0)	(1-3-0)	(2-1-0)	(0-0-0)
NON-CONFERENCE.....	(3-0-0)	(1-0-0)	(2-0-0)	(0-0-0)

DATE	OPPONENT	W/L	SCORE	ATTEND	TEAM STATISTICS	WOO	OPP						
Sep 03, 2005	at Muskingum College	W	13-10	4800	FIRST DOWNS.....	194	173						
Sep 10, 2005	MACMURRAY COLLEGE	W	37-0	2745	Rushing.....	80	75						
Sep 24, 2005	at Case West. Reserve U	W	38-21	2100	Passing.....	100	83						
*Oct 01, 2005	at Allegheny College	W	37-34	1121	Penalty.....	14	15						
*Oct 08, 2005	KENYON COLLEGE	L	21-24	2875	RUSHING YARDAGE.....	1510	1486						
*Oct 15, 2005	WABASH COLLEGE	L	10-44	3097	Yards gained rushing...	1826	1781						
*Oct 22, 2005	at Oberlin College	W	20-19	200	Yards lost rushing.....	316	295						
*Oct 29, 2005	HIRAM COLLEGE	W	59-17	2125	Rushing Attempts.....	381	410						
*Nov 05, 2005	at Wittenberg Univ.	L	0-45	2730	Average Per Rush.....	4.0	3.6						
*Nov 12, 2005	OHIO WESLEYAN UNIV.	L	7-21	3465	Average Per Game.....	151.0	148.6						
* denotes conference game													
RUSHING					GP-GS	Att	Gain	Loss	Net	Avg	TD	Long	Avg/G
Sheppard	10-6	155	817	48	769	5.0	6	50	76.9				
Tinsley	6-1	65	332	30	302	4.6	3	35	50.3				
Anderson	10-3	47	213	14	199	4.2	1	30	19.9				
Schafer	6-6	64	249	80	169	2.6	2	19	28.2				
Miska	2-0	3	67	3	64	21.3	1	63	32.0				
Reiff	9-4	36	123	90	33	0.9	1	15	3.7				
Shingleton	10-7	2	16	0	16	8.0	0	7	1.6				
Gertz	10-10	1	9	0	9	9.0	0	9	0.9				
McCann	5-0	1	0	10	-10	0.0	0	0	-2.0				
Branch	9-0	1	0	11	-11	-11.0	0	0	-1.2				
TEAM	6-0	6	0	30	-30	-5.0	0	0	-5.0				
Total.....	10	381	1826	316	1510	4.0	14	63	151.0				
Opponents.....	10	410	1781	295	1486	3.6	16	70	148.6				
PASSING					GP-GS	Effic	Att-Cmp-Int	Pct	Yds	TD	Lng	Avg/G	
Reiff	9-4	100.99	156-75-8	48.1	1016	4	60	112.9					
Schafer	6-6	126.90	154-86-7	55.8	1155	8	77	192.5					
Miska	2-0	-30.53	3-1-1	33.3	1	0	1	0.5					
Swearingen	10-3	0.00	1-0-0	0.0	0	0	0	0.0					
Michel	10-0	-200.00	1-0-1	0.0	0	0	0	0.0					
TEAM	6-0	0.00	1-0-0	0.0	0	0	0	0.0					
Sheppard	10-6	0.00	1-0-0	0.0	0	0	0	0.0					
Total.....	10	110.43	317-162-17	51.1	2172	12	77	217.2					
Opponents.....	10	125.87	268-146-10	54.5	2005	13	83	200.5					
RECEIVING					GP-GS	No.	Yds	Avg	TD	Long	Avg/G		
Swearingen	10-3	29	396	13.7	1	38	39.6						
Peltz	10-8	28	356	12.7	3	73	35.6						
Gertz	10-10	27	473	17.5	3	77	47.3						
Schrock	10-1	18	184	10.2	1	21	18.4						
Miller	9-5	16	360	22.5	1	60	40.0						
Tootle	7-2	13	119	9.2	0	20	17.0						
Marshall	8-1	10	113	11.3	2	23	14.1						
Vyrostek	8-3	5	27	5.4	0	10	3.4						
Sheppard	10-6	5	17	3.4	0	10	1.7						
Anderson	10-3	4	73	18.2	1	28	7.3						
McCann	5-0	3	33	11.0	0	18	6.6						
Tinsley	6-1	3	14	4.7	0	9	2.3						
Ionno	3-0	1	7	7.0	0	7	2.3						
Total.....	10	162	2172	13.4	12	77	217.2						
Opponents.....	10	146	2005	13.7	13	83	200.5						
FIELD GOALS					FGM-FGA	Pct	01-19	20-29	30-39	40-49	50-99	Lg	Blk
Milligan	9-15	60.0	0-0	3-4	6-9	0-2	0-0	38	0				
SCORING					TD	FGs	Kick	Rush	Rcv	Pass	DXP	Saf	Points
Milligan	0	9-15	29-30	0-0	0	0	0	0	0	0	0	56	
Sheppard	6	0-0	0-0	0-0	0	0	0	0	0	0	0	36	
Gertz	4	0-0	0-0	0-0	0	0	0	0	0	0	0	24	
Peltz	3	0-0	0-0	0-0	0	0	0	0	0	0	0	18	
Tinsley	3	0-0	0-0	0-0	0	0	0	0	0	0	0	18	
Schafer	2	0-0	0-0	0-0	0	0	0	0	0	0	0	12	
Anderson	2	0-0	0-0	0-0	0	0	0	0	0	0	0	12	
O'Connell	2	0-0	0-0	0-0	0	0	0	0	0	0	0	12	
Marshall	2	0-0	0-0	0-0	0	0	0	0	0	0	0	12	
Reiff	1	0-0	0-0	0-0	0	0	0	0	0	0	0	6	
Craig	1	0-0	0-0	0-0	0	0	0	0	0	0	0	6	
Feesler	1	0-0	0-0	0-0	0	0	0	0	0	0	0	6	
Miska	1	0-0	0-0	0-0	0	0	0	0	0	0	0	6	
Miller	1	0-0	0-0	0-0	0	0	0	0	0	0	0	6	
Schrock	1	0-0	0-0	0-0	0	0	0	0	0	0	0	6	
Swearingen	1	0-0	0-0	0-0	0	0	0	0	0	0	0	6	
Total.....	31	9-15	29-30	0-0	0	0	0	0	0	0	0	242	
Opponents.....	31	7-14	24-28	0-0	2	2-3	0	0	0	0	0	235	
SCORE BY QUARTERS					1st	2nd	3rd	4th	Total				
College of Wooster..	45	43	75	79	242								
Opponents.....	71	60	38	66	235								
INTERCEPTIONS					No.	Yds	Avg	TD	Long				
Geffert	3	0	0.0	0	0								
Feesler	2	17	8.5	0	13								
Craig	1	20	20.0	1	20								
Block	1	0	0.0	0	0								
Cutting	1	41	41.0	0	41								
Farmer	1	0	0.0	0	0								
O'Connell	1	49	49.0	1	49								
Total.....	10	127	12.7	2	49								
Opponents.....	17	226	13.3	0	28								
PUNTING					No.	Yds	Avg	Long	TB	FC	I20	Blkd	
Branch	37	1268	34.3	55	3	4	10	1					
Sheppard	3	112	37.3	39	0	1	0	1					
TEAM	2	5	2.5	5	0	0	0	0					
Total.....	42	1385	33.0	55	3	5	10	2					
Opponents.....	56	1953	34.9	50	2	0	10	2					
PUNT RETURNS					No.	Yds	Avg	TD	Long				
Swearingen	18	197	10.9	0	24								
O'Connell	15	179	11.9	1	76								
Gertz	2	31	15.5	1	11								
Total.....	35	407	11.6	2	76								
Opponents.....	20	151	7.6	1	25								
KICK RETURNS					No.	Yds	Avg	TD	Long				
Cutting	17	314	18.5	0	38								
Swearingen	12	184	15.3	0	28								
Tinsley	5	83	16.6	0	23								
O'Connell	2	31	15.5	0	16								
Shingleton	1	12	12.0	0	12								
Thomas	1	7	7.0	0	7								
Peltz	1	4	4.0	0	4								
Simmerman	1	0	0.0	0	0								
Total.....	40	635	15.9	0	38								
Opponents.....	42	769	18.3	0	70								
ALL PURPOSE					G	Rush	Rec	PR	KOR	IR	Tot	Avg/G	
Sheppard	10	769	17	0	0	0	786	78.6					
Swearingen	10	0	396	197	184	0	777	77.7					
Gertz	10	9	473	31	0	0	513	51.3					
Tinsley	6	302	14	0	83	0	399	66.5					
Miller	9	0	360	0	0	0	360	40.0					
Total.....	10	1510	2172	407	635	127	4851	485.1					
Opponents.....	10	1486	2005	151	769	226	4637	463.7					
TOTAL OFFENSE					G	Plays	Rush	Pass	Total	Avg/G			
Schafer	6	218	169	1155	1324	220.7							
Reiff	9	192	33	1016	1049	116.6							
Sheppard	10	156	769	0	769	76.9							
Tinsley	6	65	302	0	302	50.3							
Anderson	10	47	199	0	199	19.9							
Total.....	10	698	1510	2172	3682	368.2							
Opponents.....	10	678	1486	2005	3491	349.1							

2005 RESULTS AND STATISTICS



Shaun Swearingen was the Scots' top receiving target with 29 catches last season.



Brandon French tied for the Wooster high in tackles for loss (12.5) during 2005.

DEFENSIVE LEADERS	GP	-----Tackles-----			TFL/Yds	-Sacks-	---Pass Def---			-Fumbles-		Blkd	
		Solo	Ast	Total			No-Yds	Int-Yds	BrUp	QBH	Rev-Yds		FF
54 Andre Smith	10	56	23	79	5.5-24	2.0-14	.	1	4	1-0	1	.	.
47 Phil Vitalbo	9	41	33	74	6.0-17	1.5-6	.	.	10
13 Chris Craig	10	43	24	67	2.0-7	.	1-20	1	.	2-0	1	.	.
41 Evan Watson	10	34	28	62	12.5-62	7.5-47	.	1	4	.	3	.	.
45 Greg Schermbeck	10	33	27	60	6.5-17	1.0-7	.	3	3
29 Jeff Geffert	10	44	12	56	1.5-6	.	3-0	6	.	.	1	.	.
31 Josh Feesler	10	40	16	56	3.0-9	.	2-17	6	.	1-34	2	.	.
92 Brandon French	10	32	12	44	12.5-48	4.5-27	.	.	5	.	3	.	.
11 Darren Farmer	8	32	11	43	2.0-15	1.0-14	1-0	2	.	2-0	.	.	.
48 Andy Mizak	9	25	15	40	8.0-32	4.0-22	.	2	2
35 Bobby Block	10	21	16	37	2.0-8	.	1-0	1	3
91 Marco Garcia	10	15	8	23	5.0-16	1.0-6	.	.	1	1-0	1	.	.
4 Jalam Cutting	10	15	3	18	.	.	1-41	1	.	.	1	.	.
60 Dan Kremer	10	7	11	18	2.5-8	2.0-8
1 Andrew O'Connell	7	14	3	17	1.5-6	.	1-49
95 Chuck Woodard	10	8	7	15
90 Deron Boyd	10	3	11	14	1.0-3	0.5-2	1	.	.
36 Brad Michel	10	9	4	13
49 Steve Motil	9	7	4	11	1.0-6	1.0-6	.	1
55 Justin Aichele	6	5	6	11
20 Dustin Sheppard	10	3	2	5
58 Pat Byrne	4	3	2	5
98 Kaleaf James	6	2	3	5
81 Paul Hamilton	8	.	4	4	0.5-1
23 Jordan Ross	5	2	2	4
17 David Miller	9	2	1	3
19 Ryan Thomas	5	3	.	3
67 Ed Glick	3	1	1	2
28 Trey Simmerman	2	1	1	2
87 Matt Tootle	7	2	.	2
66 Sam Carmony	3	1	1	2
52 Dan Sommers	10	1	1	2
24 Chip Neilson	8	2	.	2
22 Shaun Swearingen	10	2	.	2
9 Mike Marshall	8	1	1	2
7 Bobby Reiff	9	1	1	2
TM TEAM	6	1	.	1	1	.	.
89 Greg Peltz	10	1	.	1
25 Aaron Gertz	10	1	.	1	1.0-6	2	.
84 Mike Vyrostek	8	1	.	1
88 Michele Ionno	3	1	.	1
62 Jack James	3	1	.	1
83 Dan Grangaard	4	1	.	1
73 Steve Alpeter	10	1	.	1
32 Joe Francescangeli	3	1	.	1
38 Rob Kelm	6	1	.	1
86 Ben Schrock	10	.	1	1
Total.....	10	521	295	816	74-291	28-167	10-127	25	32	7-34	13	4	.
Opponents.....	10	-	-	-	-	23-147	17-226	35	10	12-36	13	2	.

2005 GAME RECAPS

GAME

1

WOOSTER 13 MUSKINGUM 10

Sept. 3 • at McConagha Stadium • New Concord, Ohio

	1	2	3	4	F
WOOSTER	0	10	0	3	13
MUSKINGUM	7	3	0	0	10

Qtr.	Time	Team	Play
1	8:17	MUSK	Raymond 1-yard run (Zimmerman kick)
2	10:09	WOO	Tinsley 1-yard run (Milligan kick)
	:24	WOO	Milligan 25-yard field goal
	:00	MUSK	Zimmerman 29-yard field goal
4	3:19	WOO	Milligan 31-yard field goal

Final Statistics

TEAM STATISTICS

	WOO	MUSK
First Downs	20	11
Rushes/Yards	44/131	50/120
Passes/Yards	12-23/136	4-10/97
Plays/Yards	67/267	60/217
Turnovers (F-I)	3 (1-2)	1 (0-1)
Penalties/Yards	6/74	7/53
Punts/Avg.	4/27.8	5/37.0
3rd Down Conv.	4-13	5-15
Time of Poss.	29:23	30:37
Sacks By-Yards	2-12	2-8

INDIVIDUAL LEADERS

Rushing	Player	Yards
Wooster	Tinsley	26/101
Muskingum	Mamak	9/45
Passing	Player	Yards
Wooster	Schafer	12-23/136
Muskingum	Raymond	4-7/97
Receiving	Player	Yards
Wooster	Gertz	4/30
Muskingum	Howard	2/31
Tackles	Player	Count
Wooster	Schermbeck	12
Muskingum	Junker	11

GAME SUMMARY/NOTES: Andy Milligan knocked through a 31-yard field goal with 3:19 remaining, lifting Wooster to a 13-10 season-opening victory on Muskingum's new artificial surface, ProGrass. Milligan's game-winner actually came on his second attempt, as a 36-yarder was off target, however, a Muskie player had jumped off-side ... After Milligan's field goal, Muskingum brought the kickoff back to midfield. The Scots' defense, though, held the Muskies in check, a common theme for the entire game. In fact, Muskingum had the ball in the "red zone" four times, but only came away with 10 points ... Tied 10-10 at the break, the Muskies controlled the ball much of the second half, driving it down to the Wooster 19, 5, and 25 on its first three possessions. Jeff Geffert came up with the key play, intercepting a pass in the corner of the end zone on a 3rd-and-goal from the 9-yard line, which closed the third quarter ... The Scots' defense limited Muskingum to just 11 first downs, 217 net yards, and an average of 3.6 yards per play.

GAME

2

WOOSTER 37 MACMURRAY 0

Sept. 10 • at John P. Papp Stadium • Wooster, Ohio

	1	2	3	4	F
MACMURRAY	0	0	0	0	0
WOOSTER	7	10	10	10	37

Qtr.	Time	Team	Play
1	3:04	WOO	Tinsley 3-yard run (Milligan kick)
2	11:30	WOO	Milligan 28-yard field goal
	4:22	WOO	Marshall 14-yard pass from Schafer (Milligan kick)
3	10:19	WOO	Milligan 31-yard field goal
	2:28	WOO	Schafer 5-yard run (Milligan kick)
4	8:36	WOO	Milligan 38-yard field goal
	5:13	WOO	Anderson 30-yard run (Milligan kick)

Final Statistics

TEAM STATISTICS

	MAC	WOO
First Downs	15	20
Rushes/Yards	39/129	45/225
Passes/Yards	13-27/143	11-19/164
Plays/Yards	66/272	64/389
Turnovers (F-I)	1 (0-1)	1 (1-0)
Penalties/Yards	6/58	9/68
Punts/Avg.	4/27.0	1/31.0
3rd Down Conv.	3-13	6-13
Time of Poss.	29:13	30:47
Sacks By-Yards	2-11	1-2

INDIVIDUAL LEADERS

Rushing	Player	Yards
MacMurray	Ereg	33/114
Wooster	Tinsley	22/154
Passing	Player	Yards
MacMurray	Schmidtke	13-27/143
Wooster	Schafer	11-19/164
Receiving	Player	Yards
MacMurray	Eberhart	4/56
Wooster	Swearingen	2/55
Tackles	Player	Count
MacMurray	Gregory	11
Wooster	Smith	10

GAME SUMMARY/NOTES: Four Wooster players scored touchdowns, Andy Milligan connected on 3-of-4 field goal attempts, and the defense posted a shutout - just its second in 33 games - all of which led to the Scots' 37-0 whipping of MacMurray in their home opener ... After taking a 10-0 lead, Wooster proceeded to win the field-position battle via back-to-back fourth-down defensive stands, the second of which led to the Scots gaining possession on the Highlander 14-yard line. On the very next play, Justin Schafer threw it to the corner of the end zone, where Mike Marshall pulled the ball in for his first career touchdown ... Wooster carried that momentum into the third, adding a field goal on its first drive, and later, scoring a touchdown after a third fourth-down stop ... MacMurray did move the ball into the "red zone" four times, but the Scot defense, behind Josh Fessler (nine tackles, one interception, three pass break-ups), preserved the shutout.

GAME

3

WOOSTER 38 CASE WESTERN RESERVE 21

Sept. 24 • at Case Field • Cleveland, Ohio

	1	2	3	4	F
WOOSTER	7	7	10	14	38
CASE	0	13	0	8	21

Qtr.	Time	Team	Play
1	9:56	WOO	Anderson 28-yard pass from Schafer (Milligan kick)
2	13:18	CASE	McDowell 5-yard pass from Harvey (kick failed)
	7:40	CASE	Harvey 1-yard run (Brenner kick)
	4:31	WOO	Tinsley 8-yard run (Milligan kick)
3	9:47	WOO	Milligan 38-yard field goal
	:18	WOO	Peltz 23-yard pass from Schafer (Milligan kick)
4	11:23	WOO	Schafer 6-yard run (Milligan kick)
	6:38	CASE	Skolnicki 4-yard pass from Harvey (Moyer pass from Harvey)
	1:24	WOO	Craig 20-yard interception return (Milligan kick)

Final Statistics

TEAM STATISTICS

	WOO	CASE
First Downs	25	14
Rushes/Yards	54/189	29/41
Passes/Yards	19-32/219	15-38/210
Plays/Yards	86/408	67/251
Turnovers (F-I)	3 (2-1)	4 (2-2)
Penalties/Yards	6/39	3/25
Punts/Avg.	5/35.8	8/37.4
3rd Down Conv.	7-17	4-14
Time of Poss.	38:12	21:48
Sacks By-Yards	5-27	2-4

INDIVIDUAL LEADERS

Rushing	Player	Yards
Wooster	Sheppard	13/56
Case	Rosenbury	13/44
Passing	Player	Yards
Wooster	Schafer	19-32/219
Case	Harvey	14-37/183
Receiving	Player	Yards
Wooster	Swearingen	4/42
Case	Moyer	8/129
Tackles	Player	Count
Wooster	Smith	7
Case	Tiemeier	14

GAME SUMMARY/NOTES: After trailing 13-7 midway through the second quarter, nationally-ranked Wooster scored 24 unanswered points on Case, keying a 38-21 win in the teams' annual non-league meeting ... The Spartans' second-quarter lead was short lived, as the Scots marched 69 yards over eight plays on the ensuing possession to take a 14-13 advantage, and it stayed that way through halftime ... Buoyed by a defensive effort that didn't allow Case a first down in the third quarter, Wooster slowly pulled away. A Darren Farmer interception resulted in a field goal, and Justin Schafer then produced a 23-yard touchdown pass and a 6-yard touchdown rush to make it 31-13 ... With 6:38 remaining, the Spartans did make it a 10-point game (31-21), however, the Scots proceeded to gain three first downs on the next drive ... Later, Chris Craig capped the scoring on a 20-yard interception return, marking his third career pick, all of which he's run back for touchdowns ... Wooster controlled the ball for nearly 40 minutes (38:12).

2005 GAME RECAPS

GAME 4 WOOSTER 37 ALLEGHENY 34

Oct. 1 • at Robertson Field • Meadville, Pa.

	1	2	3	4	F
WOOSTER	7	13	7	10	37
ALLEGHENY	10	7	7	10	34

Qtr.	Time	Team	Play
1	8:49	ALL	Whiteside 27-yard field goal
	8:32	WOO	Peltz 73-yard pass from Schafer (Milligan kick)
	4:46	ALL	Tarquino 5-yard run (Whiteside kick)
2	11:08	WOO	Sheppard 1-yard run (Milligan kick)
	8:57	WOO	Gertz 77-yard pass from Schafer (kick failed)
	4:58	ALL	Tarquino 2-yard run (Whiteside kick)
3	12:46	ALL	Savage 5-yard run (Whiteside kick)
	3:35	WOO	Gertz 41-yard pass from Schafer (Milligan kick)
4	9:27	ALL	Whiteside 42-yard field goal
	3:35	WOO	Sheppard 6-yard run (Milligan kick)
	2:46	ALL	Jones 9-yard run (Whiteside kick)
	:02	WOO	Milligan 32-yard field goal

Final Statistics

TEAM STATISTICS

	WOO	ALL
First Downs	25	22
Rushes/Yards	37/142	41/199
Passes/Yards	23-36/384	12-27/159
Plays/Yards	73/526	68/358
Turnovers (F-I)	3 (1-2)	1 (0-1)
Penalties/Yards	9/78	4/39
Punts/Avg.	4/41.0	6/42.0
3rd Down Conv.	10-14	5-12
Time of Poss.	29:46	30:14
Sacks By-Yards	0-0	3-31

INDIVIDUAL LEADERS

Rushing		
Wooster	Sheppard	14/74
Allegheny	Tarquino	29/123
Passing		
Wooster	Schafer	16-25/314
Allegheny	Savage	8-19/85
Receiving		
Wooster	Peltz	5/114
Allegheny	Sober	3/62
Tackles		
Wooster	Feesler	11
Allegheny	George, Zaso	13

GAME SUMMARY/NOTES: Andy Milligan split the uprights from 32 yards out with :02 remaining, giving Wooster a 37-34 victory at Allegheny in the squads' NCAC opener, which featured five lead changes and two ties ... After the Gators tied it 34-34, second-string quarterback Bobby Reiff stepped in for the injured Justin Schafer and calmly directed the Scots, completing 5-of-8 passes for 62 yards to set up Milligan's winning boot ... Wooster had scored on its initial play from scrimmage, as a Schafer pass over the middle to Greg Peltz resulted in a 73-yard touchdown ... Another long play came in the second, when Schafer, forced out of the pocket and running to his left, threw against his body to a streaking Aaron Gertz for a 77-yard score ... Despite missing the end of the game, Schafer finished one yard shy of his career passing mark with 314. He also added 44 net rushing yards ... Allegheny's Mario Tarquino had a 100-yard game (123) for the second-straight season against the Scots.

GAME 5 KENYON 24 WOOSTER 21

Oct. 8 • at John P. Papp Stadium • Wooster, Ohio

	1	2	3	4	F
KENYON	3	7	0	14	24
WOOSTER	14	0	7	0	21

Qtr.	Time	Team	Play
1	11:00	KEN	Currier 28-yard field goal
	7:20	WOO	O'Connell 76-yard punt return (Milligan kick)
	:38	WOO	Reiff 5-yard run (Milligan kick)
2	5:51	KEN	Coombs 70-yard run (Currier kick)
3	5:46	WOO	Sheppard 18-yard run (Milligan kick)
4	14:03	KEN	Johnson 3-yard pass from Sanchez (pass failed)
	6:29	KEN	Coombs 3-yard run (Bowman pass from Sanchez)

Final Statistics

TEAM STATISTICS

	KEN	WOO
First Downs	19	22
Rushes/Yards	50/211	37/177
Passes/Yards	12-26/149	18-35/176
Turnovers (F-I)	0 (0-0)	3 (1-2)
Penalties/Yards	10/78	7/63
Punts/Avg.	6/29.5	4/36.8
3rd Down Conv.	8-18	7-14
Time of Poss.	30:28	29:32
Sacks By-Yards	1-7	5-30

INDIVIDUAL LEADERS

Rushing		
Kenyon	Coombs	30/167
Wooster	Sheppard	15/92
Passing		
Kenyon	Sanchez	12-25/149
Wooster	Reiff	18-33/176
Receiving		
Kenyon	Johnson	4/58
Wooster	Miller	5/51
Tackles		
Kenyon	Furnari	11
Wooster	Vitalbo	14

GAME SUMMARY/NOTES: Kenyon scored two fourth-quarter touchdowns to stun nationally-ranked Wooster 24-21 ... It marked the end of a 14-game regular season winning streak for the Scots, which was the sixth-longest at the time in NCAA Div. III ... Wooster had two opportunities to retake the lead during the final 6:29. First, it moved the ball to the Lords' 10, but the drive stalled there and a 27-yard field goal attempt went wide right. The Scots got the ball back at their own 45 with :59 left and got to the Kenyon 30, where they opted to attempt a 46-yard field goal, but it fell well short ... Down 3-0, Wooster had received a big lift from Andrew O'Connell, who returned a punt 76 yards for a touchdown on his first collegiate touch ... The Scots went on to leads of 14-3 and 21-10, but Alby Coombs paved the way for the upset with 167 rushing yards and two touchdowns as well as 43 receiving yards ... Bobby Reiff performed well in his first career start, completing 18-of-33 passes for 176 yards, in addition to 35 rushing stripes.

GAME 6 WABASH 44 WOOSTER 10

Oct. 15 • at John P. Papp Stadium • Wooster, Ohio

	1	2	3	4	F
WABASH	7	10	14	13	44
WOOSTER	3	0	0	7	10

Qtr.	Time	Team	Play
1	7:41	WOO	Milligan 31-yard field goal
	5:42	WAB	Russell 62-yard pass from Harbaugh (Finley kick)
2	10:29	WAB	Finley 27-yard field goal
	4:51	WAB	Roop 26-yard pass from Harbaugh (Finley kick)
3	12:40	WAB	Walker 10-yard pass from Harbaugh (Finley kick)
	3:23	WAB	Nelson 5-yard pass from Harbaugh (Finley kick)
4	14:56	WAB	Roop 2-yard run (Finley kick)
	3:46	WOO	Peltz 5-yard pass from Schafer (Milligan kick)
	3:02	WAB	Summers 47-yard pass from Huff (kick failed)

Final Statistics

TEAM STATISTICS

	WAB	WOO
First Downs	30	21
Rushes/Yards	34/155	23/37
Passes/Yards	29-43/499	24-47/317
Plays/Yards	77/654	70/354
Turnovers (F-I)	0 (0-0)	2 (1-1)
Penalties/Yards	7/83	4/61
Punts/Avg.	1/35.0	3/22.3
3rd Down Conv.	7-13	4-15
Time of Poss.	32:37	27:23
Sacks By-Yards	3-16	1-6

INDIVIDUAL LEADERS

Rushing		
Wabash	Ogden	11/107
Wooster	Sheppard	13/31
Passing		
Wabash	Harbaugh	28-42/452
Wooster	Schafer	20-39/272
Receiving		
Wabash	Summers	7/151
Wooster	Peltz	7/71
Tackles		
Wabash	Roomes	7
Wooster	Smith	10

GAME SUMMARY/NOTES: Russ Harbaugh passed for a career-high 452 yards, the second-highest total in Wabash history, leading the Little Giants to a 44-10 win ... Wooster started out the game well, stopping Wabash's initial drive on a 4th-and-3 play and then marching 54 yards to set up a 31-yard field goal and 3-0 lead ... The Little Giants came back to score on their ensuing possession, built a 14-point advantage (17-3), and prevented the Scots from cutting that lead in half when Wooster couldn't convert a 4th-and-2 play from the Wabash 19-yard line late in the second quarter ... Carrying the momentum into the third, the Little Giants recovered an on-sides kick and went on to score three unanswered touchdowns during the opening 15:04 of the second half ... Overall, Wabash threw for 499 yards, the most ever given up by a Scot defense.

2005 GAME RECAPS

GAME 7

WOOSTER 20 OBERLIN 19

Oct. 22 • at Dill Field • Oberlin, Ohio

	1	2	3	4	F
WOOSTER	7	0	6	7	20
OBERLIN	6	6	7	0	19

Qtr.	Time	Team	Play
1	12:31	WOO	Sheppard 4-yard run (Milligan kick)
	9:46	OBE	Harris 20-yard pass from Stein (kick failed)
2	10:21	OBE	Murphy 25-yard blocked punt return (kick failed)
3	11:52	WOO	Sheppard 5-yard run (pass failed)
	9:25	OBE	Tomlinson 15-yard pass from Schubert (Tomlinson kick)
4	8:56	WOO	Marshall 5-yard pass from Schafer (Milligan kick)

Final Statistics

TEAM STATISTICS

	WOO	OBE
First Downs	15	13
Rushes/Yards	49/290	31/15
Passes/Yards	8-19/50	15-27/180
Plays/Yards	68/340	58/195
Turnovers (F-I)	4 (3-1)	4 (1-3)
Penalties/Yards	3/35	8/69
Punts/Avg.	5/31.4	6/37.8
3rd Down Conv.	8-16	2-12
Time of Poss.	31:30	28:30
Sacks By-Yards	6-44	1-5

INDIVIDUAL LEADERS

Category	Player	Stats
Rushing	Wooster Sheppard	33/250
	Oberlin Carroll	13/35
Passing	Wooster Schafer	8-16/50
	Oberlin Stein	10-16/85
Receiving	Wooster Schrock	4/39
	Oberlin Harris	4/63
Tackles	Wooster Aichele, French	8
	Oberlin Murphy	11

GAME SUMMARY/NOTES: Dustin Sheppard rushed for the most yards in a game by a freshman in Wooster history, which paired with a couple of late defensive stands gave the Scots a wild 20-19 victory at Oberlin ... Wooster sealed the end of its two-game losing skid when Jeff Geffert intercepted a pass at the Scot 8-yard line with :10 left. On their previous possession, the Yeomen drove the ball to the Wooster 28 and missed a 45-yard field goal short ... It was a close battle throughout, with the teams exchanging touchdowns in the first quarter ... Oberlin's next two scores came via special teams, first blocking a punt and returning it for a touchdown and then turning a botched field goal attempt into a touchdown when the holder found the kicker in the end zone on a 15-yard pass ... That gave the Yeomen, in search of their second upset of the Scots in three years, a 19-13 lead ... However, in the fourth, Wooster had its most efficient drive of the day, marching 69 yards over 12 plays and 5:55, which culminated with a short pass ... Sheppard was the story, though, as his 250 rushing yards marked the 10th-most in Scot history.

GAME 8

WOOSTER 59 HIRAM 17

Oct. 29 • at John P. Papp Stadium • Wooster, Ohio

	1	2	3	4	F
HIRAM	10	0	0	7	17
WOOSTER	0	3	35	21	59

Qtr.	Time	Team	Play
1	13:54	HIR	Kravitz 83-yard pass from Henderson (Sheplavy kick)
	8:11	HIR	Sheplavy 32-yard field goal
2	9:47	WOO	Milligan 26-yard field goal
3	14:32	WOO	Sheppard 50-yard run (Milligan kick)
	10:33	WOO	Schrock 8-yard pass from Reiff (Milligan kick)
	8:56	WOO	Miller 60-yard pass from Reiff (Milligan kick)
	5:16	WOO	Swearingen 37-yard pass from Reiff (Milligan kick)
	1:33	WOO	O'Connell 49-yard interception return (Milligan kick)
4	12:37	WOO	Gertz 26-yard pass from Reiff (Milligan kick)
	10:19	WOO	Gertz 11-yard blocked punt return (Milligan kick)
	4:19	HIR	Henderson 1-yard run (Sheplavy kick)
	2:15	WOO	Miska 63-yard run (Milligan kick)

Final Statistics

TEAM STATISTICS

	HIR	WOO
First Downs	14	19
Rushes/Yards	37/83	29/212
Passes/Yards	20-33/241	17-33/423
Plays/Yards	70/324	62/635
Turnovers (F-I)	1 (0-1)	3 (1-2)
Penalties/Yards	6/55	5/45
Punts/Avg.	10/28.7	0/0.0
3rd Down Conv.	7-19	8-14
Time of Poss.	36:35	23:25
Sacks By-Yards	0-0	4-26

INDIVIDUAL LEADERS

Category	Player	Stats
Rushing	Hiram Shamshak	14/43
	Wooster Sheppard	21/123
Passing	Hiram Henderson	20-33/241
	Wooster Reiff	17-33/423
Receiving	Hiram Kravitz	6/158
	Wooster Miller	5/168
Tackles	Hiram Canitia	12
	Wooster Vitalbo	8

GAME SUMMARY/NOTES: Behind a school-record 423 passing yards by Bobby Reiff, Wooster exploded for 56 second-half points - believed to be the most during a 30-minute span in team history - and defeated Hiram 59-17 ... After spotting the Terriers a 10-3 half-time lead, the Scots broke through for five touchdowns in the third quarter alone ... Overall, Wooster rolled up a season-high 635 offensive yards, averaging 10.2 stripes per play ... Reiff's top target was David Miller, who had 168 receiving yards, the sixth-highest total in school annals.

GAME 9

WITTENBERG 45 WOOSTER 0

Nov. 5 • at Edwards-Maurer Field • Springfield, Ohio

	1	2	3	4	F
WOOSTER	0	0	0	0	0
WITTENBERG	21	7	10	7	45

Qtr.	Time	Team	Play
1	8:11	WITT	Stokes 1-yard run (Porter kick)
	7:47	WITT	Fonseca 36-yard fumble recovery (Porter kick)
	3:40	WITT	Cherry 9-yard pass from Stokes (Porter kick)
2	12:14	WITT	Murray 4-yard run (Porter kick)
3	11:47	WITT	Vanover 1-yard run (Porter kick)
	9:00	WITT	Porter 43-yard field goal
4	11:59	WITT	Brazil 19-yard run (Porter kick)

Final Statistics

TEAM STATISTICS

	WOO	WITT
First Downs	13	21
Rushes/Yards	31/23	47/301
Passes/Yards	16-43/126	17-26/173
Plays/Yards	74/149	73/474
Turnovers (F-I)	3 (1-2)	1 (1-0)
Penalties/Yards	7/55	9/99
Punts/Avg.	11/34.4	5/41.2
3rd Down Conv.	2-18	6-15
Time of Poss.	29:28	30:32
Sacks By-Yards	2-11	6-51

INDIVIDUAL LEADERS

Category	Player	Stats
Rushing	Wooster Sheppard	17/55
	Wittenberg Murray	17/174
Passing	Wooster Reiff	15-40/125
	Wittenberg Stokes	17-26/173
Receiving	Wooster Swearingen	6/79
	Wittenberg Cherry	5/72
Tackles	Wooster Geffert	10
	Wittenberg Harmon	10

GAME SUMMARY/NOTES: The Scots got off to a slow start and never recovered, as Wittenberg coasted to a 45-0 victory in a match-up of rivals battling to finish in the top-half of the league standings ... Noteworthy, Wooster played exactly 100 games since last being shutout - a 33-0 setback at Trinity (Texas) on Nov. 11, 1995 ... The teams exchanged 35-yard punts at the beginning of the game, but then the Tigers exploded for 21 points during a 7:51 stretch, which included a Scot fumble on a kickoff ... Early in the second quarter, the Tigers added another touchdown, with an assist from Wooster, when the Scots were unable to get a punt off deep in their own territory and Wittenberg scored from four yards out on the ensuing play ... Offensively, Wooster did not advance the ball inside the red zone ... Defensively, Andre Smith was credited with nine tackles, including the 200th of his career.

2005 GAME RECAPS

**GAME
10**

WOOSTER 24

OHIO WESLEYAN 6

Nov. 12 • at John P. Papp Stadium • Wooster, Ohio

	1	2	3	4	F
OHIO WESLEYAN	7	7	0	7	21
WOOSTER	0	0	0	7	7

Qtr.	Time	Team	Play
1	13:07	OWU	Rice 1-yard run (Kras kick)
2	13:40	OWU	Sir Louis 1-yard run (Kras kick)
4	4:20	OWU	Dennis 44-yard pass from Rice (Whitcomb kick)
	:22	WOO	Feesler 34-yard fumble recovery (Milligan kick)

Final Statistics

TEAM STATISTICS

	OWU	WOO
First Downs	14	14
Rushes/Yards	52/232	32/84
Passes/Yards	9-11/154	14-30/177
Plays/Yards	63/386	62/261
Turnovers (F-I)	4 (3-1)	4 (0-4)
Penalties/Yards	5/41	2/15
Punts/Avg.	5/35.4	5/30.2
3rd Down Conv.	4-13	4-13
Time of Poss.	32:31	27:29
Sacks By-Yards	3-14	2-9

INDIVIDUAL LEADERS

Rushing		
Ohio Wesleyan	Sir Louis	21/132
Wooster	Sheppard	23/75
Passing		
Ohio Wesleyan	Sir Louis	7-9/113
Wooster	Reiff	14-30/177
Receiving		
Ohio Wesleyan	Dennis	5/124
Wooster	Peltz	5/63
Tackles		
Ohio Wesleyan	Case	10
Wooster	Geffert, Vitalbo	10

GAME SUMMARY/NOTES: Before settling into a defensive battle, Ohio Wesleyan scored on two of its first three drives, which turned out to be the difference in a 21-7 win for the Battling Bishops ... Ohio Wesleyan drove 91 yards on just five plays to start the game and then went 85 yards on 11 plays in its third possession for a 14-0 lead ... The Bishops accumulated 236 yards (10.7 average per play) during their first three drives, but Wooster's defense dug in the rest of the way, yielding just 150 more yards (3.7 average per play) and finishing with four takeaways ... The Scot offense, though, was held scoreless, as Wooster's only points came when free safety Josh Feesler picked up a fumble and returned it 34 yards for a touchdown with :22 left.

ALL-TIME TEAM RECORDS FOR A GAME

Wooster

	High	Low
SCORING	95 vs. Hiram, 1906	*0 at Wittenberg, 2005
FIRST DOWNS	34 at Kenyon, 2004	0 at Case Western Reserve, 1985
Rushing	24 at Kenyon, 2004	*0 at Kenyon, 1985
Passing	17 at Allegheny, 1997	*0 at Case Western Reserve, 1985
Penalty	5 vs. Grove City, 1989	*0 vs. Ohio Wesleyan, 2005
NET YARDS RUSHING	541 at Kenyon, 2004	(-35) vs. Ohio Wesleyan, 1991
Rushing Attempts	81 at Oberlin, 1989	17 at Case Western Reserve, 1985
Average Per Rush		
TDs Rushing		*0 vs. Ohio Wesleyan, 2005
NET YARDS PASSING	468 at Oberlin, 1997	12 at Capital, 1967
Completions	34 vs. Kalamazoo, 1992	1 at Centre, 1971
Attempts	51 vs. Kalamazoo, 1992	5 vs. Rochester, 1986
Completion Pct.		
Average Per Catch		
TDs Passing		*0 vs. Ohio Wesleyan, 2005
TOTAL OFFENSE	791 at Kenyon, 2004	30 at Defiance, 1992
Total Plays	93 at Oberlin, 1989	31 at Case Western Reserve, 1985
Average Per Play		
KICK RETURN YARDAGE	277 at Baldwin-Wallace, 1973	
No. of Returns	*10 vs. Wittenberg, 1994	
Average Per Return		
PUNT RETURN YARDAGE	205 vs. Case Western Reserve, 2004	
No. of Returns	10 vs. Case Western Reserve, 2004	*0 vs. Wabash, 2005
Average Per Return		
PENALTY YARDAGE	167 at Earlham, 2003	*0 vs. Ashland, 1968
No. of Penalties	14 vs. Oberlin, 1967	*0 vs. Ashland, 1968
PUNTING YARDAGE		
No. of Punts	13 at Ohio Wesleyan, 1990	*0 vs. Hiram, 2005
Average Per Punt	46.2 vs. Grove City, 1998	22.3 vs. Wabash, 2005
TURNOVERS	9 vs. Ashland, 1969	*0 at Ohio Wesleyan, 2004
Fumbles Lost	5 vs. Carthage, 2004	*0 vs. Ohio Wesleyan, 2005
Interceptions	6 vs. Mt. Union, 1974	*0 vs. MacMurray, 2005

Opponents

	High	Low
SCORING	74, Ohio State, 1909	*0, MacMurray, 2005
FIRST DOWNS	34, Allegheny, 1994	1, Oberlin, 1980
Rushing	26, Carnegie Mellon, 1991	0, Hiram, 2004
Passing	21, Hope, 2003	0, Mt. Union, 1974
Penalty	6, Denison, 1968	*0, Ohio Wesleyan, 2005
NET YARDS RUSHING	505, Allegheny, 1994	(-43), Kenyon, 1967
Rushing Attempts	85, Ohio Wesleyan, 1988	15, Oberlin, 1989
Average Per Rush		
TDs Rushing		*0, Oberlin, 2005
NET YARDS PASSING	499, Wabash, 2005	0, Mt. Union, 1974
Completions	*31, Wabash, 2004	0, Mt. Union, 1974
Attempts	66, Bethany, 2002	2, Wittenberg, 1976
Completion Pct.		
Average Per Catch		
TDs Passing		*0, Allegheny, 2005
TOTAL OFFENSE	774, Allegheny, 1994	2, Kenyon, 1967
Total Plays	110, Bethany, 2002	33, Earlham, 1997
Average Per Play		
KICK RETURN YARDAGE	218, Wittenberg, 2004	(-3), Ohio Wesleyan, 2005
No. of Returns	11, Kenyon, 2004	0, Wabash, 1985
Average Per Return		
PUNT RETURN YARDAGE	105, Denison, 1967	(-11), Muskingum, 2005
No. of Returns	10, Wittenberg, 1993	*0, Hiram, 2005
Average Per Return		
PENALTY YARDAGE	*145, Allegheny, 1988	*0, Mt. Union, 1971
No. of Penalties	15, Allegheny, 1986	*0, Mt. Union, 1971
PUNTING YARDAGE		
No. of Punts	*12, Case Western Reserve, 2004	*0, Grove City, 1988
Average Per Punt	50.0, Baldwin-Wallace, 1972	21.3, Ohio Wesleyan, 1988
TURNOVERS	9, Oberlin, 1989	*0, Wabash, 2005
Fumbles Lost	6, Oberlin, 1989	*0, Hiram, 2005
Interceptions	6, Kenyon, 1974	*0, Wittenberg, 2005

* indicates statistic has occurred numerous times and most recent game is listed

Wooster's Misc. Records

Longest Rushing Touchdown	98 yards
Dick Jacobs vs. Kenyon on Oct. 3, 1953	
Longest Passing Touchdown	91 yards
Vic Rowcliffe to Phil Puryear at Case Western Reserve on Sept. 29, 1990	
Longest Field Goal	49 yards
Dave Baka at Ohio Wesleyan on Sept. 27, 1986	
Longest Punt	73 yards
Tim Gargas at Oberlin on Oct. 10, 1992	
Longest Fumble Return	95 yards
George Weisenbach at Akron on Oct. 21, 1933	
Longest Interception Return	100 yards
Ryan Jayne vs. Hope on Sept. 6, 2003	
Longest Punt Return	98 yards
Mark Griggs vs. Oberlin on Sept. 13, 1980	
Longest Kickoff Return	90 yards
Tony Sutton vs. Allegheny on Oct. 2, 2004	
Art Wilson at Carnegie Tech on Sept. 24, 1966	
Longest Winning Streak	23 games
1918-21	
Longest Losing Streak	12 games
1910-12	
Most Consecutive Shutouts	13 games
1919-20	
Most Consecutive Games Without Being Shutout	100 games
1996-2005	
Highest Final National Ranking	
American Football Coaches' Association	No. 11, 2004
D3football.com	No. 10, 2004
Football Gazette	No. 4, 1997
Highest National Ranking	
American Football Coaches' Association	No. 6, 2004
D3football.com	No. 5, 2004
Football Gazette	No. 4, 1997-98
Last Time Nationally Ranked	2005

ALL-TIME INDIVIDUAL RECORDS FOR A GAME

OFFENSIVE PLAYS (50 or more)

- 57 - Craig Lombardi vs. Case Western Reserve (1987)
- 54 - Don Mathews vs. John Carroll (1986)
- 51 - Justin Abraham vs. Wittenberg (1999)
- 51 - Rich Judd vs. Allegheny (1995)
- 50 - Bobby Reiff vs. Wittenberg (2005)
- 50 - Justin Alaburda vs. Allegheny (2001)
- 50 - Rich Judd vs. Centre (1996)

TOTAL OFFENSE (350 or more)

- 436 - Rich Judd vs. Oberlin (1997)
- 434 - Bobby Reiff vs. Hiram (2005)
- 413 - Justin Schafer vs. Wittenberg (2004)
- 390 - John Ramsier vs. Kalamazoo (1992)
- 358 - Justin Schafer vs. Allegheny (2005)
- 352 - Rich Judd vs. Allegheny (1997)

RUSHING ATTEMPTS (40 or more)

- 49 - Eric Robinson vs. Earlham (1992)
- 45 - Brian Grandison vs. Oberlin (1989)
- 44 - Brian Grandison vs. Case Western Reserve (1991)
- 41 - Tony Sutton vs. Wittenberg (2003)
- 41 - Eric Robinson vs. Wilmington (1992)
- 41 - Brian Grandison vs. Denison (1991)
- 41 - Steve McClellan vs. Ashland (1959)

RUSHING YARDS (200 or more)

- 338 - Tony Sutton vs. Case Western Reserve (2003)
- 313 - Tony Sutton vs. Ohio Wesleyan (2002)
- 292 - Brian Grandison vs. Earlham (1991)
- 286 - Tony Sutton vs. Kenyon (2004)
- 273 - Tony Sutton vs. Earlham (2003)
- 270 - Dick Jacobs vs. Oberlin (1954)
- 270 - Tony Sutton vs. Denison (2003)
- 263 - Tony Sutton vs. Case Western Reserve (1999)
- 263 - Eric Robinson vs. Wilmington (1992)
- 250 - Dustin Sheppard vs. Oberlin (2005)
- 240 - Tom Dingle vs. Oberlin (1956)
- 239 - Tony Sutton vs. Hiram (2004)
- 239 - Scott Jones vs. Denison (2002)
- 224 - Tony Sutton vs. Earlham (2002)
- 221 - Tony Sutton vs. Wittenberg (2004)
- 214 - Brian Grandison vs. Kenyon (1990)
- 209 - Tony Sutton vs. Aurora (2004)
- 208 - Tony Sutton vs. Ohio Wesleyan (2004)
- 208 - Jeff Wise vs. Oberlin (1971)
- 206 - Will Schaber vs. Case Western Reserve (1999)
- 206 - Brian Grandison vs. Case Western Reserve (1989)
- 203 - Mike Gordon vs. Hiram (1986)
- 204 - Tony Sutton vs. Allegheny (2002)
- 202 - Eric Robinson vs. Earlham (1992)

YARDS PER RUSH (12.0 or more, min. five attempts)

- 17.2 (6-103) - Mike Gordon vs. Oberlin (1967)
- 16.0 (6-96) - Brock Wanless vs. Earlham (1998)
- 15.5 (11-171) - Tony Sutton vs. Bethany (2002)
- 13.6 (14-190) - Tom Dingle vs. Oberlin (1955)
- 12.9 (15-193) - Tony Sutton vs. Bethany (2003)

RUSHING TOUCHDOWNS (4 or more)

- 6 - Tony Sutton vs. Kenyon (2004)
- 6 - Tony Sutton vs. Earlham (2003)
- 6 - Tony Sutton vs. Case Western Reserve (2003)
- 6 - Tom Dingle vs. Oberlin (1956)
- 5 - Tony Sutton vs. Aurora (2004)
- 5 - Tony Sutton vs. Wittenberg (2003)
- 5 - Tony Sutton vs. Denison (2003)
- 5 - Scott Jones vs. Denison (2002)
- 5 - Tony Sutton vs. Ohio Wesleyan (2002)
- 5 - Tom Dingle vs. Oberlin (1955)
- 4 - Tony Sutton vs. Wittenberg (2004)
- 4 - Tony Sutton vs. Earlham (2002)
- 4 - Brian Grandison vs. Earlham (1990)

PASSES COMPLETED (24 or more)

- 28 - John Ramsier vs. Kalamazoo (1992)
- 28 - Don Mathews vs. John Carroll (1986)
- 25 - Rich Judd vs. Kenyon (1995)
- 24 - Three times

PASSES ATTEMPTED (42 or more)

- 41 - John Ramsier vs. Kalamazoo (1992)
- 38 - Justin Abraham vs. Wittenberg (1999)
- 47 - Craig Lombardi vs. Case Western Reserve (1987)
- 45 - Don Mathews vs. John Carroll (1986)
- 44 - Justin Abraham vs. Allegheny (1999)
- 42 - Two times

COMPLETION PCT. (.725 or higher, min. 10 attempts)

- .773 (17-22) - Rich Judd vs. Oberlin (1998)
- .750 (21-28) - Vic Rowcliffe vs. Denison (1991)
- .727 (16-22) - Vic Rowcliffe vs. Allegheny (1991)

PASSING YARDS (300 or more)

- 423 - Bobby Reiff vs. Hiram (2005)
- 414 - Rich Judd vs. Oberlin (1997)
- 400 - John Ramsier vs. Kalamazoo (1992)
- 326 - Justin Abraham vs. Hiram (2000)
- 326 - Rich Judd vs. Kenyon (1996)
- 323 - Jeff Spraggins vs. Kalamazoo (2001)
- 323 - Rich Judd vs. Ohio Wesleyan (1996)
- 321 - Rich Judd vs. Allegheny (1997)
- 314 - Justin Schafer vs. Wittenberg (2004)
- 314 - Justin Schafer vs. Allegheny (2005)
- 311 - Justin Abraham vs. Kalamazoo (2000)

PASSES FOR TOUCHDOWNS (4 or more)

- 5 - Jeff Spraggins vs. Kenyon (1999)
- 4 - Rich Judd vs. Oberlin (1996)
- 4 - Rich Judd vs. Ohio Wesleyan (1996)
- 4 - 11 times

PASSES HAD INTERCEPTED (4 or more)

- 4 - 10 times

RECEPTIONS (10 or more)

- 13 - Brandon Good vs. Allegheny (1997)
- 12 - Brandon Good vs. Denison (1998)
- 12 - Price Daw vs. Allegheny (1950)
- 11 - Chris Cabot vs. Kalamazoo (2000)
- 11 - Brandon Good vs. Ohio Wesleyan (1998)
- 11 - Brandon Good vs. Ohio Wesleyan (1997)
- 10 - Two times

RECEIVING YARDS (150 or more)

- 200 - Chris Cabot vs. Kenyon (2001)
- 195 - Brandon Good vs. Allegheny (1997)
- 183 - Chris Cabot vs. Kenyon (1999)
- 183 - Brandon Good vs. Ohio Wesleyan (1996)
- 175 - Darryl Simmons vs. Kalamazoo (2001)
- 169 - Reggie Ray vs. Oberlin (1997)
- 168 - David Miller vs. Hiram (2005)
- 167 - Richie McNally vs. Wittenberg (2004)
- 164 - Chris Cabot vs. Hiram (2000)
- 163 - Price Daw vs. Allegheny (1950)
- 160 - Ned Compton vs. Otterbein (1974)

YARDS PER RECEPTION (32.0 or more, min. three receptions)

- 43.3 (3-131) - Phil Puryear vs. Case Western Reserve (1990)
- 40.3 (3-121) - Tim Jackson vs. Ohio Wesleyan (1998)
- 36.8 (4-147) - Aaron Gertz vs. Allegheny (2005)
- 33.8 (5-169) - Reggie Ray vs. Oberlin (1997)
- 33.6 (5-168) - David Miller vs. Hiram (2005)
- 33.4 (5-167) - Richie McNally vs. Wittenberg (2004)

RECEIVING TOUCHDOWNS (3 or more)

- 4 - Chris Cabot vs. Kenyon (1999)
- 3 - Brandon Good vs. Ohio Wesleyan (1996)
- 3 - Five times

TOTAL POINTS (30 or more)

- 36 - Tony Sutton vs. Kenyon (2004)
- 36 - Tony Sutton vs. Earlham (2003)
- 36 - Tony Sutton vs. Case Western Reserve (2003)
- 36 - Tom Dingle vs. Oberlin (1956)
- 30 - Tony Sutton vs. Aurora (2004)
- 30 - Tony Sutton vs. Wittenberg (2004)
- 30 - Tony Sutton vs. Wittenberg (2003)
- 30 - Tony Sutton vs. Denison (2003)
- 30 - Scott Jones vs. Denison (2002)
- 30 - Tony Sutton vs. Ohio Wesleyan (2002)
- 30 - Tom Dingle vs. Oberlin (1955)

TOTAL TOUCHDOWNS (5 or more)

- see above

TACKLES (22 or more)

- 24 - John Marcinek vs. Ohio Wesleyan (1992)
- 24 - Jim Gordon vs. Ohio Wesleyan (1990)
- 24 - Geoff Belz vs. Case Western Reserve (1988)
- 23 - Geoff Belz vs. Ohio Wesleyan (1988)
- 23 - Jeff Price vs. Denison (1988)
- 22 - Two times

SACKS (2.5 or more)

- 4.0 - Andy Mizak vs. Oberlin (2004)
- 4.0 - Henry Adams vs. Grove City (1989)
- 3.5 - Andy Mizak vs. Wabash (2003)
- 3.0 - Evan Watson vs. Hiram (2005)
- 3.0 - Andy Mizak vs. Aurora (2004)
- 3.0 - Drew Fay vs. Kenyon (2001)
- 3.0 - Kevin Heintschel vs. Oberlin (2000)
- 3.0 - Brad Horst vs. Ohio Wesleyan (1998)
- 3.0 - Brock Jones vs. Case Western Reserve (1987)
- 3.0 - Geoff Belz vs. Oberlin (1986)
- 2.5 - Three times

INTERCEPTIONS (3 or more)

- 4 - Seth Mastrine vs. Allegheny (1999)
- 3 - Dale Fortner vs. Oberlin (1978)
- 3 - Don Swegan vs. Denison (1946)

EXTRA POINTS (8 or more)

- 12 - Richie McNally vs. Kenyon (2004)
- 9 - Richie McNally vs. Bethany (2003)
- 9 - Joe Zombek vs. Oberlin (1999)
- 8 - Seven times

FIELD GOALS (3 or more)

- 4 - Ben Arnold vs. Allegheny (1997)
- 3 - Seven times

PUNTS (12 or more)

- 17 - Harold Pryor vs. Mt. Union (1932)
- 16 - Jim Fox vs. Ohio State (1924)
- 13 - Pete Moore vs. Wittenberg (1976)
- 12 - Three times

PUNTING YARDAGE (450 or more)

- 482 - Pete Moore vs. Wittenberg (1976)
- 461 - Matt Mahaffey vs. Grove City (1997)

PUNTING AVERAGE (45.0 or more, min. three attempts)

- 52.0 (3-156) - Matt Mahaffey vs. Denison (1997)
- 47.5 (4-190) - Matt Mahaffey vs. Allegheny (1998)
- 46.2 (5-231) - Matt Mahaffey vs. Grove City (1998)
- 45.2 (5-226) - Pete Moore vs. Muskingum (1977)
- 45.0 (5-225) - Pete Moore vs. Capital (1976)

PUNT RETURNS (7 or more)

- 9 - Keith Adams vs. Case Western Reserve (2004)
- 8 - Seth Mastrine vs. Wabash (2000)
- 8 - Sly Slaughter vs. Oberlin (1994)
- 7 - Nick Hajjar vs. Ohio Wesleyan (2002)
- 7 - Seth Mastrine vs. Denison (1998)

PUNT RETURN YARDS (85 or more)

- 194 - Keith Adams vs. Case Western Reserve (2004)
- 111 - Seth Mastrine vs. Wabash (2000)
- 98 - Mark Griggs vs. Oberlin (1980)
- 97 - Nick Hajjar vs. Denison (2002)
- 96 - Nick Hajjar vs. Allegheny (2002)
- 95 - Tim Jackson vs. Oberlin (1980)
- 94 - Sly Slaughter vs. Oberlin (1994)
- 91 - Keith Adams vs. Aurora (2004)

PUNT RETURN AVERAGE (20.0 or more, min. three attempts)

- 28.0 (3-84) - Nick Hajjar vs. Allegheny (2001)
- 24.3 (3-73) - Phil Puryear vs. Earlham (1990)
- 23.8 (4-95) - Tim Jackson vs. Oberlin (1980)
- 21.6 (9-194) - Adams vs. Case Western Reserve (2004)
- 20.7 (3-62) - Tim Jackson vs. DePauw (1977)
- 20.0 (3-60) - Seth Mastrine vs. Wittenberg (1999)

KICKOFF RETURNS (7 or more)

- 9 - Phil Puryear vs. Mt. Union (1990)
- 7 - Nick Hajjar vs. Wittenberg (2003)
- 7 - Travis Booker vs. Allegheny (1994)
- 7 - Phil Puryear vs. Allegheny (1990)
- 7 - John Bulkey vs. Mt. Union (1986)
- 7 - Ron Cetovich vs. Baldwin-Wallace (1973)

KICKOFF RETURN YARDS (150 or more)

- 223 - Ron Cetovich vs. Baldwin-Wallace (1973)
- 175 - Phil Puryear vs. Mt. Union (1990)
- 153 - John Tomlinson vs. Kenyon (1991)
- 151 - John Bulkey vs. Mt. Union (1986)

KICKOFF RETURN AVG. (30.0 or more, min. three attempts)

- 37.0 (3-111) - Phil Puryear vs. Hiram (1988)
- 33.8 (4-135) - Nick Hajjar vs. Earlham (2003)
- 33.0 (4-132) - Nick Hajjar vs. Kalamazoo (2001)
- 31.8 (7-223) - Ron Cetovich vs. Baldwin-Wallace (1973)
- 31.5 (4-126) - Tim Jackson vs. Wittenberg (1977)
- 30.7 (3-92) - Nick Hajjar vs. Ohio Wesleyan (2001)
- 30.6 (5-153) - John Tomlinson vs. Kenyon (1991)
- 30.3 (3-91) - Sly Slaughter vs. Trinity (1994)

Last Time A Scot

- ... had 30 rushing attempts
Dustin Sheppard (33 for 250 yards at Oberlin, 2005)
- ... had 150 yards rushing
Dustin Sheppard (250 on 33 carries at Oberlin, 2005)
- ... had three rushing touchdowns
Tony Sutton (5 vs. Aurora, 2004)
- ... had 20 completions
Justin Schafer (20-of-39 vs. Wabash, 2005)
- ... had 250 yards passing
Bobby Reiff (423 vs. Hiram, 2005)
- ... threw four passes for touchdowns
Bobby Reiff (4 vs. Hiram, 2005)
- ... caught 10 receptions
Chris Cabot (11 for 142 yards at Kalamazoo, 2000)
- ... had 100 yards receiving
David Miller (168 vs. Hiram, 2005)
- ... had three receiving touchdowns
Rob Hooper (3 vs. Oberlin, 2002)
- ... had 15 tackles
Tim Cline (16 vs. Ohio Wesleyan, 2004)
- ... had 2.5 sacks
Evan Watson (3.0 vs. Hiram, 2005)
- ... had two interceptions
Jeff Geffert (2 at Oberlin, 2005)
- ... made eight extra points
Andrew Milligan (8 vs. Hiram, 2005)
- ... made three field goals
Andrew Milligan (3 vs. MacMurray, 2005)
- ... made a 40-yard field goal
Richie McNally (41 at Wabash, 2004)
- ... booted a punt 60 yards
Matt Mahaffey (61 at Grove City, 1999)
- ... returned a fumble for a touchdown
Josh Feesler (34 yards vs. Ohio Wesleyan, 2005)
- ... returned an interception for a touchdown
Andrew O'Connell (49 yards vs. Hiram, 2005)
- ... returned a punt for a touchdown
Andrew O'Connell (76 yards vs. Kenyon, 2005)
- ... returned a kickoff for a touchdown
Tony Sutton (90 yards vs. Allegheny, 2004)
- ... scored a safety
Ryan Hartschuh (at Oberlin, 1999)
- ... blocked an extra point
Andy Mizak (vs. Aurora, 2004)
- ... blocked a field goal
Jeff Geffert (vs. Wabash, 2005)
- ... blocked a punt
Aaron Gertz (vs. Hiram, 2005)

TEAM STATISTICAL COMPARISON (SINCE DIV. III WAS ESTABLISHED)

Wooster

	1973	1974	1975	1976	1977	1978	1979	1980	1981	1982	1983	1984	1985	1986	1987
SCORING	146	85	80	67	193	195	144	210	111	87	137	110	99	73	111
Points Per Game	18.3	10.6	8.9	7.4	21.4	21.7	16.0	23.3	12.3	9.7	15.2	12.2	11.0	8.1	12.3
FIRST DOWNS	136	126	115	100	131	176	130	147	151	128	119	114	93	110	117
Rushing	73	46	49	75	81	119	96	104	80	54	67	66	53	43	33
Passing	55	69	52	19	39	47	23	37	60	56	40	38	31	57	73
Penalty	8	11	14	6	11	10	11	6	11	18	12	10	9	10	11
NET YARDS RUSHING	1308	788	897	1366	1565	2307	1626	2000	1549	1089	1321	1144	940	807	569
Rushing Attempts	397	319	392	486	460	554	501	501	411	354	407	398	326	333	313
Average Per Rush	3.3	2.5	2.3	2.8	3.4	4.2	3.2	4.0	3.8	3.1	3.2	2.9	2.9	2.4	1.8
Average Per Game	163.5	98.5	99.7	151.8	173.9	256.3	180.7	222.2	172.1	121.0	146.8	127.1	104.4	89.7	63.2
TDs Rushing	12	3	6	8	17	19	7	19	15	6	11	11	6	2	5
NET YARDS PASSING	1061	1598	1058	454	1028	883	711	912	1273	1147	858	1021	1013	1094	1662
Completions	77	111	101	38	63	66	51	64	113	129	89	75	78	105	145
Attempts	166	223	195	98	157	135	100	138	219	273	201	180	182	236	311
Completion Pct.	46.4%	49.8%	51.8%	38.8%	40.1%	48.9%	51.0%	46.4%	51.6%	47.3%	44.3%	41.7%	42.9%	44.5%	46.6%
Average Per Catch	13.8	14.4	10.5	11.9	16.3	13.4	13.9	14.3	11.3	8.9	9.6	13.6	13.0	10.4	11.5
Average Per Game	132.6	199.8	117.6	50.4	114.2	98.1	79.0	101.3	141.4	127.4	95.3	113.4	112.6	121.6	184.7
TDs Passing	7	8	5	1	8	7	8	6	2	4	4	3	7	3	7
Interceptions	19	23	15	10	8	11	11	9	15	16	11	15	10	13	11
TOTAL OFFENSE	2369	2386	1955	1820	2593	3190	2337	2912	2822	2236	2179	2165	1953	1901	2231
Total Plays	563	542	587	584	617	689	601	639	628	627	608	578	508	569	624
Average Per Play	4.2	4.4	3.3	3.1	4.2	4.6	3.9	4.6	4.5	3.6	3.6	3.7	3.8	3.3	3.6
Average Per Game	296.1	298.3	217.2	202.2	288.1	354.4	259.7	323.6	313.6	248.4	242.1	240.6	217.0	211.2	247.9
KICK RETURNS (No.-Yards)	32-613	33-573	41-707	27-431	27-521	20-368	21-298	21-388	20-403	31-514	34-483	35-520	42-812	34-636	26-471
Average Per Return	19.2	17.4	17.2	16.0	19.3	18.4	14.2	18.5	20.2	16.6	14.2	14.9	19.3	18.7	18.1
PUNT RETURNS (No.-Yards)	26-84	12-28	18-37	16-52	20-199	28-179	33-402	29-350	23-132	21-241	15-68	9-47	13-78	8-79	19-95
Average Per Return	3.2	2.3	2.1	3.3	10.0	6.4	12.2	12.1	5.7	11.5	4.5	5.2	6.0	9.9	5.0
INT. RETURNS (No.-Yards)	9-111	17-169	7-9	11-99	8-15	11-75	10-77	14-58	7-48	12-86	11-157	12-82	3-2	11-33	11-141
PENALTIES-YARDS	45-447	41-428	41-395	30-254	50-556	53-524	63-633	57-560	49-464	63-614	64-572	79-757	63-510	64-550	59-554
Average Per Game	55.9	53.5	43.9	28.2	61.8	58.2	70.3	62.2	51.6	68.2	63.6	84.1	56.7	61.1	61.6
FUMBLES-LOST	16-9	14-3	19-11	16-6	18-10	23-9	27-11	22-14	17-9	29-16	21-11	22-11	18-13	11-6	12-7
PUNTS-YARDS	38-1270	44-1685	66-2454	76-2766	55-2063	35-1154	49-1646	53-1886	47-1666	65-2238	66-2267	64-2351	62-2027	69-2303	73-2601
Average Per Punt	33.4	38.3	37.2	36.4	37.5	33.0	33.6	35.6	35.4	34.4	34.3	36.7	32.7	33.4	35.6
3RD DOWN CONVERSIONS	---	---	---	---	---	---	---	---	---	---	---	36/122	39/125	29/119	39/123
3rd-Down Pct.	---	---	---	---	---	---	---	---	---	---	---	29.5%	31.2%	24.4%	31.7%
4TH DOWN CONVERSIONS	---	---	---	---	---	---	---	---	---	---	---	8/10	9/12	4/7	3/6
4th-Down Pct.	---	---	---	---	---	---	---	---	---	---	---	80.0%	75.0%	57.1%	50.0%
SACKS BY-YARDS	---	---	---	---	---	---	---	---	---	---	---	12-114	10-57	19-85	5-51

Bold indicates single-season school records (highs and lows)

School season records set prior to 1973: Highs - Fumbles Lost (17; 1969); Lows - Scoring (5; 1911); Points Per Game (0.8; 1911); Total First Downs (92; 1966); First Downs by Penalty (5; 1966, 1967);

Opponents

	1973	1974	1975	1976	1977	1978	1979	1980	1981	1982	1983	1984	1985	1986	1987
SCORING	166	187	223	128	129	80	104	63	109	191	176	203	226	132	111
Points Per Game	20.8	23.4	24.8	14.2	14.3	8.9	11.6	7.0	12.1	21.2	19.6	22.6	25.1	14.7	12.3
FIRST DOWNS	131	161	169	124	135	114	117	96	128	139	152	174	163	137	130
Rushing	68	105	123	93	87	67	56	51	81	62	58	100	103	73	65
Passing	51	51	38	25	40	32	46	35	38	62	74	52	47	51	53
Penalty	12	5	8	6	8	15	15	10	9	15	20	22	13	13	12
NET YARDS RUSHING	1149	1917	2531	1858	1477	1141	907	1035	1460	1030	889	1600	1926	1312	997
Rushing Attempts	396	455	548	496	470	377	381	414	432	381	352	459	485	421	436
Average Per Rush	2.9	4.2	4.6	3.7	3.1	3.0	2.4	2.5	3.4	2.7	2.5	3.5	4.0	3.1	2.3
Average Per Game	143.6	239.6	281.2	206.4	164.1	126.8	100.8	115.0	162.2	114.4	98.8	177.8	214.0	145.8	110.8
TDs Rushing	---	---	---	---	---	---	---	---	---	8	---	---	16	10	7
NET YARDS PASSING	1017	1090	794	565	891	780	947	717	693	1521	1483	1250	1122	1108	1435
Completions	87	82	57	39	73	57	72	60	61	119	145	97	87	98	116
Attempts	161	172	120	107	163	143	184	139	151	245	266	191	168	184	228
Completion Pct.	54.0%	47.7%	47.5%	36.4%	44.8%	39.9%	39.1%	43.2%	40.4%	48.6%	54.5%	50.8%	51.8%	53.2%	50.9%
Average Per Catch	11.7	13.3	13.9	14.5	12.2	13.7	13.2	12.0	11.4	12.8	10.2	12.9	12.9	11.3	12.4
Average Per Game	127.1	136.3	88.2	62.8	99.0	86.7	105.2	79.7	77.0	169.0	164.8	138.9	124.7	123.1	159.4
TDs Passing	---	---	---	2	---	---	---	---	---	13	---	---	13	5	5
Interceptions	9	16	7	11	8	11	10	14	7	12	11	12	3	11	11
TOTAL OFFENSE	2166	3111	3325	2423	2368	1921	1854	1753	2153	2551	2372	2850	3048	2420	2432
Total Plays	557	627	668	603	619	520	565	552	595	626	618	650	653	605	664
Average Per Play	3.9	5.0	5.0	4.0	3.8	3.7	3.3	3.2	3.6	4.1	3.8	4.4	4.7	4.0	3.7
Average Per Game	270.8	388.9	369.4	269.2	263.1	213.4	206.0	194.8	239.2	283.4	263.6	316.7	338.7	268.9	270.2
KICK RETURNS (No.-Yards)	28-472	20-370	20-547	17-307	35-676	33-662	29-420	38-701	27-400	23-409	28-410	22-407	24-283	20-382	30-506
Average Per Return	16.9	18.5	27.4	18.1	19.3	20.1	14.5	18.4	14.8	17.8	14.6	18.5	11.8	19.1	16.9
PUNT RETURNS (No.-Yards)	21-104	23-157	32-144	30-292	30-177	13-60	20-107	29-256	26-118	31-101	34-275	30-176	14-67	29-140	25-186
Average Per Return	5.0	6.8	4.5	9.7	5.9	4.6	5.4	8.8	4.5	3.3	8.1	5.9	4.8	4.8	7.4
INT. RETURNS (No.-Yards)	19-207	23-253	15-173	10-214	8-27	11-73	11-47	9-24	15-163	16-231	11-243	15-118	10-96	17-176	11-36
PENALTIES-YARDS	44-494	39-425	39-616	47-437	36-369	31-272	48-504	33-279	50-480	69-601	66-655	58-522	68-555	61-504	50-452
Average Per Game	61.8	53.1	68.4	48.6	41.0	30.2	56.0	31.0	53.3	66.8	72.8	58.0	61.7	56.0	50.2
FUMBLES-LOST	22-9	12-8	31-15	35-19	28-18	22-12	24-9	27-8	18-12	15-9	23-14	19-13	24-13	15-7	22-13
PUNTS-YARDS	41-1420	39-1425	41-1568	54-1952	52-1933	56-1991	63-2216	64-2239	62-2309	63-2499	51-1908	44-1459	48-1698	61-2018	69-2192
Average Per Punt	34.6	36.5	38.2	36.1	37.1	35.6	35.2	35.0	37.2	39.7	37.4	33.2	35.4	33.1	31.8
3RD DOWN CONVERSIONS	---	---	---	---	---	---	---	---	---	---	---	45/122	36/113	57/135	40/125
3rd-Down Pct.	---	---	---	---	---	---	---	---	---	---	---	36.9%	31.9%	42.2%	32.0%
4TH DOWN CONVERSIONS	---	---	---	---	---	---	---	---	---	---	---	6/11	7/8	6/13	5/8
4th-Down Pct.	---	---													

TEAM STATISTICAL COMPARISON (SINCE DIV. III WAS ESTABLISHED)

Wooster

1988	1989	1990	1991	1992	1993	1994	1995	1996	1997	1998	1999	2000	2001	2002	2003	2004	2005
175	164	186	164	185	102	79	110	266	345	349	330	233	222	322	405	510	242
17.5	16.4	18.6	16.4	18.5	11.3	7.9	11.0	26.6	34.5	34.9	33.0	23.3	22.2	32.2	40.5	42.5	24.2
151	149	150	132	171	134	128	126	162	215	219	213	169	159	198	213	258	194
71	88	76	68	56	76	49	50	81	97	104	116	67	60	127	142	158	80
68	50	58	50	97	44	67	68	70	102	104	85	87	85	62	60	85	100
12	11	16	14	18	14	12	8	11	16	11	12	15	14	9	11	15	14
1362	1623	1420	1399	983	1342	674	806	1699	1612	1963	2103	1084	1066	2357	2719	3188	1510
373	488	398	430	362	389	342	348	446	440	417	387	393	361	483	504	558	381
3.7	3.3	3.6	3.3	2.7	3.4	2.0	2.3	3.8	3.7	4.7	5.4	2.8	3.0	4.9	5.4	5.7	4.0
136.2	162.3	142.0	139.9	98.3	149.1	67.4	80.6	169.9	161.2	196.3	210.3	108.4	106.6	235.7	271.9	265.7	151.0
12	15	12	14	9	8	6	7	16	18	22	19	12	10	22	39	43	14
1742	1133	1255	1245	2125	1089	1411	1638	2074	2350	2265	2220	2111	2073	1618	1491	2060	2172
128	85	104	124	189	92	127	157	167	163	169	174	165	139	102	110	138	162
259	199	220	232	341	242	293	276	304	312	294	333	333	316	204	208	276	317
49.4%	42.7%	47.3%	53.5%	55.4%	38.0%	43.7%	56.9%	54.9%	52.2%	57.5%	52.3%	49.5%	44.0%	50.0%	52.9%	50.0%	51.1%
13.6	13.3	12.1	10.0	11.2	11.8	11.1	10.4	12.4	14.4	13.4	12.8	12.8	14.9	15.9	13.6	14.9	13.4
174.2	113.3	125.5	124.5	212.5	121.0	141.1	163.8	207.4	235.0	226.5	222.0	211.1	207.3	161.8	149.1	171.7	217.2
13	6	12	8	16	7	4	6	17	23	22	23	19	17	19	10	20	12
17	16	18	6	21	18	25	18	7	8	11	16	18	18	11	11	12	17
3104	2756	2675	2644	3108	2431	2085	2444	3773	3962	4228	4323	3195	3139	3975	4210	5248	3682
632	687	618	662	703	631	635	624	750	752	711	720	726	677	687	712	834	698
4.9	4.0	4.3	4.0	4.4	3.9	3.3	3.9	5.0	5.3	5.9	6.0	4.4	4.6	5.8	5.9	6.3	5.3
310.4	275.6	267.5	264.4	310.8	243.1	208.5	244.4	377.3	396.2	422.8	432.3	319.5	313.9	397.5	421.0	524.8	368.2
45-752	36-748	49-941	50-818	48-796	41-562	50-871	47-706	31-471	30-597	28-448	23-412	33-652	45-855	28-534	38-875	34-629	40-635
16.7	20.8	19.2	16.4	16.6	13.7	17.4	15.0	15.2	19.9	16.0	17.9	19.8	19.0	19.1	23.0	18.5	15.9
16-121	33-310	11-138	16-78	12-49	6-18	21-144	19-141	43-257	40-320	33-226	41-402	33-320	23-260	37-439	33-327	53-568	35-407
7.6	9.4	12.5	4.9	4.1	3.0	6.9	7.4	6.0	8.0	6.8	9.8	9.7	11.3	11.9	9.9	10.7	11.6
11-41	14-119	11-60	15-105	10-128	8-97	11-123	8-43	10-217	13-207	13-158	15-178	18-131	11-271	7-57	14-360	15-130	10-127
55-518	58-584	54-504	50-502	55-442	47-428	43-357	53-442	59-578	56-527	70-561	45-414	73-686	68-609	54-550	60-594	67-639	58-533
51.8	58.4	54.0	50.2	44.2	47.6	35.7	44.2	57.8	52.7	56.1	41.4	68.6	60.9	55.0	59.4	53.2	53.3
14-5	22-15	11-6	21-11	25-13	19-12	12-7	25-15	38-15	22-8	24-10	18-13	16-7	16-8	13-7	9-4	22-13	23-12
52-1723	62-2257	52-1711	69-2191	49-1579	54-1779	63-2260	73-2658	59-2016	47-1888	44-1734	51-2059	60-2091	63-2151	49-1730	40-1361	57-1936	42-1385
33.1	36.4	32.9	31.8	32.2	32.9	35.9	36.4	34.2	40.2	39.4	40.4	34.8	34.1	35.3	34.0	34.0	33.0
52/118	36/114	42/136	52/145	---	---	41/143	35/146	51/127	70/157	56/131	59/146	60/169	47/152	58/138	61/140	56/151	60/147
44.1%	31.6%	30.9%	35.9%	---	---	28.7%	24.0%	40.2%	44.6%	42.7%	40.4%	35.5%	30.9%	42.0%	43.6%	37.1%	40.8%
1/5	8/14	7/17	9/26	---	---	10/20	4/15	8/13	4/14	6/16	4/11	13/24	3/20	4/12	10/20	11/19	6/18
20.0%	57.1%	41.2%	34.6%	---	---	50.0%	26.7%	61.5%	28.6%	37.5%	36.4%	54.2%	15.0%	33.3%	50.0%	57.9%	33.3%
11-48	13-75	12-72	17-104	8-37	---	28-133	23-146	19-94	19-155	28-222	34-284	30-190	28-187	23-130	24-148	41-297	28-167

Bold indicates single-season school records (highs and lows)

Net Yards Passing (355; 1964); Completions (32; 1964, 1971); Attempts (89; 1965); Passes Had Intercepted (5; 1968); Total Offense (1731; 1966); Total Plays (505; 1966); and Punts Returned (5; 1964).

Opponents

1988	1989	1990	1991	1992	1993	1994	1995	1996	1997	1998	1999	2000	2001	2002	2003	2004	2005
216	179	314	306	306	235	305	261	170	141	137	121	187	258	173	192	215	235
21.6	17.9	31.4	30.6	30.6	26.1	30.5	26.1	17.0	14.1	13.7	12.1	18.7	25.8	17.3	19.2	17.9	23.5
185	164	210	195	174	156	206	172	141	147	149	136	157	164	166	161	176	173
117	82	137	121	105	91	115	103	62	64	70	70	74	77	79	69	69	75
53	68	60	61	60	54	82	60	71	71	61	56	65	73	77	78	92	83
15	14	13	13	9	11	9	9	8	12	18	10	18	14	10	14	15	15
2241	1555	2650	1867	2217	1749	2209	1934	1235	956	1314	1342	1380	1695	1503	1202	1158	1486
547	458	531	434	470	424	473	463	395	322	391	433	401	415	363	364	461	410
4.1	3.4	5.0	4.3	4.7	4.1	4.7	4.2	3.1	3.0	3.4	3.1	3.4	4.1	4.1	3.3	2.5	3.6
224.1	155.5	265.0	186.7	221.7	194.3	220.9	193.4	123.5	95.6	131.4	134.2	138.0	169.5	150.3	120.2	96.5	148.6
13	12	31	29	24	14	19	21	11	5	5	9	16	17	10	9	13	16
1405	1562	1385	1669	1406	1438	1847	1775	1633	1603	1311	1257	1480	1718	1816	1948	2218	2005
120	123	122	132	113	103	146	134	134	131	115	123	118	127	151	154	177	146
229	264	211	245	210	194	255	279	290	314	261	267	269	280	320	311	359	268
52.4%	46.6%	57.8%	53.9%	53.8%	53.1%	57.3%	48.0%	46.2%	41.7%	44.1%	46.1%	43.9%	45.4%	47.2%	49.5%	49.3%	54.5%
11.7	12.7	11.4	12.6	12.4	14.0	12.7	13.2	12.2	11.4	10.2	12.5	13.5	12.0	12.6	12.5	13.7	13.7
140.5	156.2	138.5	166.9	140.6	159.8	184.7	177.5	163.3	160.3	131.1	125.7	148.0	171.8	181.6	194.8	184.8	200.5
13	12	12	15	14	13	17	16	10	13	12	7	8	18	13	16	15	13
11	14	11	15	10	8	11	8	10	13	13	15	18	11	7	14	15	10
3646	3112	4035	3536	3623	3187	4056	3709	2868	2559	2625	2599	2860	3413	3319	3150	3376	3491
776	722	742	679	680	618	728	742	685	636	652	700	670	695	683	675	820	678
4.7	4.3	5.4	5.2	5.3	5.2	5.6	5.0	4.2	4.0	4.0	3.7	4.3	4.9	4.9	4.7	4.1	5.1
364.6	311.2	403.5	353.6	362.3	354.1	405.6	370.9	286.8	255.9	262.5	259.9	286.0	341.3	331.9	315.0	281.3	349.1
37-647	32-568	29-590	35-557	31-530	22-375	20-397	23-440	43-606	54-701	57-828	50-858	38-587	40-832	50-863	61-1040	75-1479	42-769
17.5	17.8	20.3	15.9	17.1	17.0	19.9	19.1	14.1	13.0	14.5	17.2	15.4	20.8	17.3	17.0	19.7	18.3
15-116	42-348	28-227	29-303	27-238	33-289	35-258	29-211	24-145	22-203	16-150	20-146	31-172	35-230	23-153	14-140	20-93	20-151
7.7	8.3	8.1	10.5	8.8	8.8	7.4	7.3	6.0	9.2	9.4	7.3	5.5	6.6	6.7	10.0	4.7	7.6
17-128	16-106	18-58	6-95	21-305	18-158	25-388	18-206	7-124	8-44	11-100	16-170	18-191	18-360	11-74	11-177	12-79	17-226
78-667	65-593	77-654	71-629	90-742	51-477	66-562	61-470	53-459	59-450	54-522	58-418	69-649	63-587	53-443	47-343	60-534	65-600
66.7	59.3	65.4	62.9	74.2	53.0	56.2	47.0	45.9	45.0	52.2	41.8	64.9	58.7	44.3	34.3	44.5	60.0
21-6	20-10	29-16	26-11	28-7	27-16	20-9	19-9	26-15	17-11	20-13	20-8	20-12	11-5	23-13	24-10	18-7	18-7
41-1329	56-1982	33-1161	46-1501	44-1410	45-1477	44-1490	62-2002	68-2198	64-2278	64-2322	86-3071	67-2081	56-1890	62-2184	63-2107	85-2982	56-1953
32.4	35.4	35.2	32.6	32.0	32.8	33.9	32.3	32.3	35.6	36.3	35.7	31.1	33.8	35.2	33.4	35.1	34.9
63/133	51/135	61/119	57														

ALL-TIME INDIVIDUAL RECORDS FOR A SEASON

OFFENSIVE PLAYS

1.	361	Craig Lombardi (1987)
2.	356	John Ramsier (1992)
3.	353	Tony Sutton (2004)
4.	346	Rich Judd (1996)
5.	327	Justin Schafer (2004)
	327	Ron Wright (1982)
7.	311	Rich Judd (1998)
	311	Craig Lombardi (1988)
9.	293	Justin Abraham (2000)
	293	Justin Abraham (1999)

TOTAL OFFENSE

1.	2240	Tony Sutton (2004)
2.	2206	Justin Schafer (2004)
3.	2061	Rich Judd (1998)
4.	2018	Rich Judd (1997)
5.	1955	Tony Sutton (2003)
6.	1880	Rich Judd (1996)
7.	1856	John Ramsier (1992)
8.	1745	Justin Abraham (1999)
9.	1636	Craig Lombardi (1988)
10.	1618	Justin Abraham (2000)

YARDS PER PLAY (min. 100 plays)

1.	10.2 (202-2061)	Rich Judd (1998)
2.	8.6 (128-1100)	Tom Dingle (1955)
3.	7.8 (133-1033)	Dick Jacobs (1954)
4.	7.2 (271-1955)	Tony Sutton (2003)
5.	7.1 (114-807)	Jim Bressi (1974)
6.	6.8 (295-2018)	Rich Judd (1997)
7.	6.8 (231-1566)	Jeff Spraggins (2002)
8.	6.7 (327-2206)	Justin Schafer (2004)
9.	6.6 (215-1418)	Tony Sutton (2002)
10.	6.5 (168-1086)	Rod Dingle (1965)

RUSHING ATTEMPTS

1.	352	Tony Sutton (2004)
2.	271	Tony Sutton (2003)
3.	268	Brian Grandison (1989)
4.	259	Brian Grandison (1991)
5.	236	Steve McClellan (1960)
6.	215	Tony Sutton (2002)
7.	214	Brian Grandison (1990)
8.	202	Scott Jones (2001)
9.	198	Steve McClellan (1959)
10.	193	Rich Leone (1980)

RUSHING YARDS (1000 or more)

1.	2240	Tony Sutton (2004)
2.	1955	Tony Sutton (2003)
3.	1418	Tony Sutton (2002)
4.	1236	Brian Grandison (1991)
5.	1190	Steve McClellan (1960)
6.	1100	Tom Dingle (1955)
7.	1088	Steve McClellan (1959)
8.	1086	Rod Dingle (1965)
9.	1035	Brian Grandison (1990)
10.	1033	Dick Jacobs (1954)
11.	1009	Brian Grandison (1989)

YARDS PER RUSH (min. 500 net yards)

1.	8.6 (128-1100)	Tom Dingle (1955)
2.	7.8 (133-1033)	Dick Jacobs (1954)
3.	7.2 (271-1955)	Tony Sutton (2003)
4.	6.6 (215-1418)	Tony Sutton (2002)
5.	6.5 (168-1086)	Rod Dingle (1965)
6.	6.4 (352-2240)	Tony Sutton (2004)
7.	6.3 (104-660)	John Siskowic (1953)
8.	6.3 (142-897)	Jerry Behringer (1952)
9.	5.8 (139-803)	Will Schober (1999)
10.	5.6 (148-833)	Brock Wanless (1998)

RUSHING TOUCHDOWNS (10 or more)

1.	31	Tony Sutton (2004)
2.	30	Tony Sutton (2003)
3.	17	Steve McClellan (1960)
4.	16	Dick Jacobs (1954)
5.	15	Tony Sutton (2002)
	15	Rod Dingle (1965)
7.	14	John Siskowic (1952)
8.	13	Steve McClellan (1959)
9.	11	Brian Grandison (1991)
10.	10	Brock Wanless (1998)
	10	Brian Grandison (1989)

PASSES COMPLETED

1.	176	John Ramsier (1992)
2.	147	Rich Judd (1998)
	147	Rich Judd (1996)
4.	144	Craig Lombardi (1987)
5.	142	Justin Abraham (1999)
6.	134	Rich Judd (1995)
7.	133	Rich Judd (1997)
8.	128	Craig Lombardi (1988)
9.	127	Justin Abraham (2000)
10.	122	Justin Schafer (2004)

PASSES ATTEMPTED

1.	309	John Ramsier (1992)
2.	300	Craig Lombardi (1987)
3.	278	Justin Abraham (1999)
4.	265	Rich Judd (1996)
5.	258	Craig Lombardi (1988)
6.	256	Rich Judd (1998)
7.	252	Ron Wright (1982)
8.	247	Rich Judd (1997)
9.	242	Justin Abraham (2000)
10.	240	Justin Schafer (2004)

COMPLETION PCT. (min. 50 attempts)

1.	.601 (134-223)	Rich Judd (1995)
2.	.574 (147-256)	Rich Judd (1998)
3.	.570 (176-309)	John Ramsier (1992)
4.	.558 (86-154)	Justin Schafer (2003)
5.	.557 (39-70)	Gregg Barney (1981)
6.	.555 (147-265)	Rich Judd (1996)
7.	.554 (114-206)	Vic Rowcliffe (1991)
8.	.539 (133-247)	Rich Judd (1997)
9.	.532 (N/A)	Earl Shaw (1949)
10.	.529 (109-206)	Justin Schafer (2003)

PASSING YARDS (1500 or more)

1.	2036	John Ramsier (1992)
2.	1971	Rich Judd (1997)
3.	1956	Rich Judd (1998)
4.	1877	Justin Schafer (2003)
5.	1791	Rich Judd (1996)
6.	1753	Justin Abraham (1999)
7.	1742	Craig Lombardi (1988)
8.	1652	Craig Lombardi (1987)
9.	1609	Jeff Spraggins (2002)
10.	1559	Justin Abraham (2000)

YARDS PER COMPLETION (min. 35 completions)

1.	17.4 (50-868)	Jim Bressi (1974)
2.	17.1 (39-667)	Tim Raffel (1977)
3.	16.4 (39-639)	Joe Grunda (1973)
4.	16.3 (74-1211)	Jeff Spraggins (2001)
5.	16.1 (100-1609)	Jeff Spraggins (2002)
6.	15.7 (40-626)	Don Mathews (1985)
7.	15.4 (36-554)	Bob Whitaker (1959)
8.	15.4 (122-1877)	Justin Schafer (2004)

TOUCHDOWN PASSES (10 or more)

1.	21	Rich Judd (1997)
2.	20	Rich Judd (1998)
3.	19	Jeff Spraggins (2002)
4.	18	Justin Abraham (1999)
5.	17	Justin Schafer (2004)
6.	16	John Ramsier (1992)
7.	13	Justin Abraham (2000)
	13	Rich Judd (1996)
	13	Craig Lombardi (1988)
10.	12	Jeff Spraggins (2001)
11.	10	Justin Schafer (2003)
	10	Vic Rowcliffe (1990)

PASSES HAD INTERCEPTED

1.	20	John Ramsier (1992)
2.	16	Craig Lombardi (1988)
3.	15	Ron Wright (1982)
4.	13	Justin Abraham (1999)
	13	Vic Rowcliffe (1989)
	13	Don Mathews (1986)
7.	11	Justin Schafer (2003)
	11	Justin Alaburda (2001)
	11	Justin Abraham (2000)
	11	Rich Judd (1995)
	11	Phil Luchese (1984)
	11	Jim Bressi (1974)

PASS EFFICIENCY RATING (min. 50 attempts)

1.	145.69	Rich Judd (1997)
2.	141.13	Rich Judd (1998)
3.	139.63	Jeff Spraggins (2002)
4.	132.81	Ron Whitaker (1959)
5.	132.45	Ted Hole (1953)
6.	132.03	Randy Snow (1965)
7.	131.57	Justin Schafer (2004)
8.	130.73	Jeff Spraggins (2001)
9.	126.90	Justin Schafer (2005)
10.	124.66	Rich Judd (1996)

RECEPTIONS (40 or more)

1.	66	Brandon Good (1998)
2.	60	Brandon Good (1997)
3.	57	Brandon Good (1996)
4.	54	Chris Cabot (2001)
5.	53	Richie McNally (2004)
6.	50	Tony Harris (1987)
7.	49	Chris Cabot (2000)
8.	47	Ned Compton (1974)
9.	45	Reggie Ray (1999)
10.	42	Trevor Garner (1992)
	42	Brian Wright (1992)

RECEIVING YARDS

1.	1060	Richie McNally (2004)
2.	902	Brandon Good (1997)
3.	873	Chris Cabot (2001)
4.	825	Chris Cabot (2000)
5.	821	Ned Compton (1974)
6.	810	Reggie Ray (1999)
7.	762	Brandon Good (1998)
8.	691	Brandon Good (1996)
9.	662	Tony Harris (1987)
10.	657	Darryl Simmons (2001)

YARDS PER RECEPTION (min. 15 receptions)

1.	22.5 (16-360)	David Miller (2005)
2.	21.4 (27-578)	Reggie Ray (1998)
3.	20.0 (53-1060)	Richie McNally (2004)
4.	19.8 (18-356)	Vince Cellini (1979)
5.	19.0 (22-419)	Jim Gerard (1974)
6.	19.0 (17-323)	Dan Steck (2002)
7.	18.9 (16-302)	Matt Mahaffey (1997)
8.	18.8 (35-657)	Darryl Simmons (2001)
9.	18.8 (17-319)	Ryan Hartschuh (2002)
10.	18.1 (28-507)	Reggie Ray (1997)

RECEIVING TOUCHDOWNS

1.	11	Richie McNally (2004)
2.	10	Chris Cabot (1999)
	10	Brandon Good (1996)
4.	9	Brandon Good (1998)
5.	8	Chris Cabot (2000)
	8	Reggie Ray (1999)
	8	Reggie Ray (1998)
	8	Brandon Good (1997)
9.	7	Darryl Simmons (2001)
	7	Phil Puryear (1990)

ALL-TIME INDIVIDUAL RECORDS FOR A SEASON

TOTAL POINTS

1.	198	Tony Sutton (2004)
2.	186	Tony Sutton (2003)
3.	162	Richie McNally (2004)
4.	108	Steve McClellan (1960)
5.	96	Tony Sutton (2002)
	96	Dick Jacobs (1954)
7.	94	Rod Dingle (1965)
8.	86	Steve McClellan (1959)
9.	84	John Siskowic (1952)
10.	76	Brian Grandison (1991)

TOTAL TOUCHDOWNS (10 or more)

1.	33	Tony Sutton (2004)
2.	31	Tony Sutton (2003)
3.	17	Steve McClellan (1960)
4.	16	Tony Sutton (2002)
	16	Dick Jacobs (1954)
6.	15	Rod Dingle (1965)
7.	14	John Siskowic (1952)
8.	13	Steve McClellan (1959)
9.	12	Brian Grandison (1991)
10.	11	Richie McNally (2004)
	11	Brian Grandison (1988)
12.	10	Chris Cabot (1999)
	10	Brock Wanless (1998)
	10	Brandon Good (1997)

TACKLES

1.	145	Jim Gordon (1990)
2.	139	John Marcinek (1992)
3.	136	Seth Duerr (2000)
4.	135	Tim Cline (2001)
	135	Greg Lare (1995)
6.	122	Geoff Belz (1989)
7.	119	John Marcinek (1991)
8.	115	Jeff Price (1986)
9.	113	Geoff Belz (1988)
10.	112	Jeff Price (1988)

SACKS

1.	15.0	Andy Mizak (2004)
2.	13.0	Brock Jones (1985)
3.	11.0	Henry Adams (1989)
4.	10.0	Brock Jones (1987)
5.	8.0	Kevin Heintschel (2000)
	8.0	Bjorn Lake (1994)
7.	7.5	Evan Watson (2005)
	7.5	Drew Fay (2001)
	7.5	Seth Duerr (1999)
10.	7.0	Brad Horst (1998)

INTERCEPTIONS

1.	9	Seth Mastrine (1999)
2.	7	Seth Mastrine (2000)
	7	Dale Fortner (1979)
	7	Bill Stoner (1952)
5.	6	Nick Hajjar (2000)
	6	John Bohannon (1974)
	6	Bob Buchanan (1969)
	6	Rick Quayle (1969)
9.	5	Mike Murray (1998)
	5	Travis Booker (1994)
	5	Greg Potter (1980)
	5	John Bohanon (1973)
	5	Craig Jensen (1967)

EXTRA POINTS

1.	66	Richie McNally (2004)
2.	41	Richie McNally (2003)
3.	39	Richie McNally (2002)
4.	37	Ben Arnold (1998)
5.	36	Joe Zombek (1999)
	36	Ben Arnold (1997)
7.	30	Pete Hershberger (1952)
8.	29	Andrew Milligan (2005)
9.	27	Kevin Lynch (1978)
10.	26	Richie McNally (2001)

EXTRA POINT PCT. (min. 10 attempts)

1.	1.000 (27-27)	Kevin Lynch (1978)
	1.000 (14-14)	Faizel Latiff (1983)
	1.000 (14-14)	Dave Poetter (1970)
	1.000 (10-10)	Kevin Lynch (1977)
5.	.985 (66-67)	Richie McNally (2004)
6.	.967 (29-30)	Andrew Milligan (2005)
7.	.963 (26-27)	Richie McNally (2001)
8.	.955 (21-22)	Dave Poetter (1967)
9.	.951 (39-41)	Richie McNally (2002)
10.	.944 (17-18)	Bob Macoritti (1971)

FIELD GOALS

1.	10	Richie McNally (2004)
	10	Ben Arnold (1997)
3.	9	Andrew Milligan (2005)
	9	Dave Baka (1986)
5.	8	Richie McNally (2003)
6.	7	Joe Zombek (2000)
	7	Joe Zombek (1999)
	7	Scott Ross (1987)
9.	6	Faizel Latiff (1983)
	6	Keith Anna (1980)
	6	Bob Macoritti (1972)

FIELD GOAL PCT. (min. five attempts)

1.	.857 (6-7)	Keith Anna (1980)
2.	.769 (10-13)	Ben Arnold (1997)
3.	.750 (6-8)	Faizel Latiff (1983)
4.	.727 (8-11)	Richie McNally (2003)
5.	.714 (10-14)	Richie McNally (2004)
	.714 (5-7)	Ben Arnold (1998)
7.	.700 (7-10)	Joe Zombek (2000)
8.	.643 (9-14)	Dave Baka (1986)
9.	.625 (5-8)	Richie McNally (2002)
	.625 (5-8)	Dave Poetter (1968)

PUNTS

1.	76	Pete Moore (1976)
2.	73	Brent Marty (1995)
3.	68	Scott Powell (1987)
4.	67	Jay Simonds (1986)
5.	65	Pete Moore (1975)
6.	63	Ron Wright (1982)
7.	62	Ryan Hartschuh (2001)
	62	John Tomlinson (1991)
	62	Scott Powell (1989)
10.	61	Tim Scott (1984)
	61	Bob Macoritti (1970)
	61	Oscar Alonso (1967)

PUNTING YARDAGE

1.	2766	Pete Moore (1976)
2.	2658	Brent Marty (1995)
3.	2444	Scott Powell (1987)
4.	2414	Pete Moore (1975)
5.	2358	Oscar Alonso (1967)
6.	2308	Pete Moore (1977)
7.	2257	Scott Powell (1989)
8.	2245	Jay Simmonds (1986)
9.	2226	Bob Macoritti (1970)
10.	2220	Tim Scott (1984)

PUNTING AVERAGE (min. 30 attempts)

1.	42.2 (33-1393)	Myndret Busack (1948)
2.	41.4 (43-1780)	Matt Mahaffey (1997)
3.	41.2 (39-1607)	Matt Mahaffey (1998)
4.	40.5 (49-1985)	Matt Mahaffey (1999)
5.	39.2 (44-1727)	Bob Macoritti (1971)
6.	39.0 (32-1248)	Bob Macoritti (1972)
7.	38.7 (61-2358)	Oscar Alonso (1967)
8.	38.5 (53-2308)	Pete Moore (1977)
	38.5 (44-1694)	Pete Moore (1974)
10.	38.4 (50-1920)	Bob Macoritti (1969)

PUNT RETURNS

1.	44	Keith Adams (2004)
2.	37	Nick Hajjar (2002)
3.	31	Craig Jensen (1967)
4.	30	Seth Mastrine (2000)
	30	Phil Puryear (1989)
6.	29	Nick Hajjar (2003)
	29	Seth Mastrine (1997)
8.	24	Seth Mastrine (1998)
9.	23	Seth Mastrine (1999)
10.	22	Tim Jackson (1978)

PUNT RETURN YARDS

1.	502	Keith Adams (2004)
2.	439	Nick Hajjar (2002)
3.	319	Nick Hajjar (2003)
4.	297	Phil Puryear (1989)
5.	287	Seth Mastrine (1999)
6.	264	Seth Mastrine (2000)
7.	251	Craig Jensen (1967)
8.	245	Seth Mastrine (1997)
9.	233	Tim Jackson (1979)
10.	209	Gregg Barney (1982)

PUNT RETURN AVERAGE (min. eight attempts)

1.	15.1 (8-121)	Phil Puryear (1990)
2.	12.5 (23-287)	Seth Mastrine (1999)
3.	12.3 (17-209)	Gregg Barney (1982)
4.	12.3 (19-233)	Tim Jackson (1979)
5.	11.9 (15-179)	Andrew O'Connell (2005)
6.	11.9 (37-439)	Nick Hajjar (2002)
7.	11.4 (44-502)	Keith Adams (2004)
8.	11.2 (18-201)	Tim Jackson (1980)
9.	11.1 (16-177)	Nick Hajjar (2001)
10.	11.0 (29-319)	Nick Hajjar (2003)

KICKOFF RETURNS

1.	42	Phil Puryear (1990)
2.	28	Nick Hajjar (2003)
3.	24	Phil Puryear (1989)
4.	23	Nick Hajjar (2001)
	23	John Tomlinson (1991)
6.	22	Sly Slaughter (1994)
7.	21	Jeff Elser (1995)
	21	John Bulkey (1986)
9.	20	Seth Mastrine (2000)
10.	19	Dave Jones (1982)

KICKOFF RETURN YARDS

1.	834	Phil Puryear (1990)
2.	628	Nick Hajjar (2003)
3.	563	Phil Puryear (1989)
4.	522	Nick Hajjar (2001)
5.	468	Seth Mastrine (2000)
6.	433	Jon Bulkley (1986)
7.	425	John Tomlinson (1991)
8.	415	Sly Slaughter (1994)
	415	Ron Cetovich (1973)
10.	373	John Bulkey (1985)

KICKOFF RETURN AVERAGE (min. six attempts)

1.	31.4 (11-345)	Tony Sutton (2004)
2.	30.9 (8-247)	Tim Jackson (1978)
3.	27.9 (11-307)	Tim Jackson (1980)
4.	25.9 (14-363)	Art Wilson (1966)
5.	24.9 (15-373)	Jon Bulkley (1985)
6.	24.5 (13-318)	Art Wilson (1967)
7.	24.1 (15-362)	Tim Jackson (1977)
8.	23.8 (9-215)	Glen Hudson (1970)
9.	23.7 (7-166)	Reggie Ray (1997)
10.	23.4 (20-468)	Seth Mastrine (2000)

ALL-PURPOSE YARDS

(Rushing-Receiving>Returns)

1.	2634 (2240-49-345)	Tony Sutton (2004)
2.	2203 (1955-161-87)	Tony Sutton (2003)
3.	1577 (1418-110-50)	Tony Sutton (2002)
4.	1561 (1027-232-302)	Tom Dingle (1956)
5.	1537 (1086-264-187)	Rod Dingle (1965)
6.	1508 (1022-201-285)	Tom Dingle (1957)
7.	1497 (4-538-955)	Phil Puryear (1990)
8.	1376 (0-516-860)	Phil Puryear (1989)
9.	1370 (1190-0-180)	Steve McClellan (1960)
10.	1330 (1236-94-0)	Brian Grandison (1991)

ALL-TIME INDIVIDUAL RECORDS FOR A CAREER

OFFENSIVE PLAYS

1. 1251 ----- Rich Judd (1995-98)
2. 899 ----- Brian Grandison (1988-91)
3. 839 ----- Tony Sutton (2002-04)
4. 831 ----- Justin Schafer (2003-)
5. 711 ----- Craig Lombardi (1986-88)
6. 687 ----- Vic Rowcliffe (1988-91)
7. 670 ----- Justin Abraham (1997-00)
8. 644 ----- Steve McClellan (1957-60)
9. 613 ----- Tom Dingle (1955-58)
10. 606 ----- Ron Wright (1979-82)

TOTAL OFFENSE

1. 7331 ----- Rich Judd (1995-98)
2. 5613 ----- Tony Sutton (2002-04)
3. 5104 ----- Justin Schafer (2003-)
4. 4042 ----- Brian Grandison (1988-91)
5. 3912 ----- Tom Dingle (1955-58)
6. 3826 ----- Justin Abraham (1997-00)
7. 3487 ----- Jeff Spraggins (1999-02)
8. 3282 ----- Steve McClellan (1957-60)
9. 3221 ----- Craig Lombardi (1986-88)
10. 2691 ----- Jeff Elser (1995-98)

YARDS PER PLAY (min. 200 plays)

1. 7.1 (328-2323) ----- Dick Jacobs (1952-55)
2. 6.7 (839-5613) ----- Tony Sutton (2002-04)
3. 6.4 (613-3912) ----- Tom Dingle (1955-58)
4. 6.3 (557-3282) ----- Jeff Spraggins (1999-02)
5. 6.1 (831-5104) ----- Justin Schafer (2003-)
6. 5.9 (1251-7331) ----- Rich Judd (1995-98)
7. 5.8 (337-1948) ----- Rod Dingle (1963-65)
8. 5.7 (670-3826) ----- Justin Abraham (1997-00)
9. 5.5 (249-1360) ----- Will Schober (1996-99)
10. 5.4 (252-1354) ----- Jim Bressi (1972-75)

RUSHING ATTEMPTS

1. 889 ----- Brian Grandison (1988-91)
2. 838 ----- Tony Sutton (2002-04)
3. 644 ----- Steve McClellan (1957-60)
4. 613 ----- Tom Dingle (1955-58)
5. 600 ----- Jeff Elser (1995-98)
6. 577 ----- Rich Leone (1977-80)
7. 493 ----- Scott Jones (1999-02)
8. 488 ----- Jim Turner (1959-62)
9. 440 ----- Ed Thompson (1967-70)
10. 431 ----- Jim DeRose (1969-71)

RUSHING YARDS

1. 5613 ----- Tony Sutton (2002-04)
2. 4042 ----- Brian Grandison (1988-91)
3. 3912 ----- Tom Dingle (1955-58)
4. 3282 ----- Steve McClellan (1957-60)
5. 2691 ----- Jeff Elser (1995-98)
6. 2591 ----- Rich Leone (1977-80)
7. 2323 ----- Dick Jacobs (1952-55)
8. 2170 ----- Jim Turner (1959-62)
9. 2039 ----- Scott Jones (1999-02)
10. 1948 ----- Rod Dingle (1963-65)

YARDS PER RUSH (min. 1000 net yards)

1. 7.1 (328-2323) ----- Dick Jacobs (1952-55)
2. 6.7 (838-5613) ----- Tony Sutton (2002-04)
3. 6.4 (613-3912) ----- Tom Dingle (1955-58)
4. 5.8 (337-1948) ----- Rod Dingle (1963-65)
5. 5.5 (249-1360) ----- Will Schober (1996-99)
6. 5.3 (319-1681) ----- John Siskowic (1951-53)
7. 5.1 (644-3282) ----- Steve McClellan (1957-60)
8. 4.9 (379-1844) ----- Brock Wanless (1996-99)
9. 4.5 (889-4042) ----- Brian Grandison (1988-91)
10. 4.5 (226-1023) ----- Rob Hooper (1999-03)

RUSHING TOUCHDOWNS

1. 76 ----- Tony Sutton (2002-04)
2. 45 ----- Tom Dingle (1955-58)
3. 38 ----- Brian Grandison (1988-91)
4. 36 ----- Steve McClellan (1957-60)
5. 32 ----- Dick Jacobs (1952-55)
6. 29 ----- Jeff Elser (1995-98)
- 29 ----- John Siskowic (1951-53)
8. 28 ----- Rod Dingle (1963-65)
9. 21 ----- Scott Jones (1999-02)
- 21 ----- Brock Wanless (1996-99)

PASSES COMPLETED

1. 561 ----- Rich Judd (1995-98)
2. 317 ----- Justin Schafer (2003-)
3. 306 ----- Justin Abraham (1997-00)
4. 282 ----- Craig Lombardi (1986-88)
5. 240 ----- Vic Rowcliffe (1988-91)
6. 229 ----- Jeff Spraggins (1999-02)
7. 226 ----- John Ramsier (1989-92)
8. 222 ----- Ron Wright (1979-82)
9. 158 ----- Phil Lucchese (1982-84)
10. 145 ----- Ted Hole (1952-55)

PASSES ATTEMPTED

1. 991 ----- Rich Judd (1995-98)
2. 600 ----- Justin Schafer (2003-)
3. 590 ----- Justin Abraham (1997-00)
4. 588 ----- Craig Lombardi (1986-88)
5. 480 ----- Vic Rowcliffe (1988-91)
6. 467 ----- Jeff Spraggins (1999-02)
7. 459 ----- Ron Wright (1979-82)
8. 417 ----- John Ramsier (1989-92)
9. 344 ----- Phil Lucchese (1982-84)
10. 329 ----- Tom Boardman (1966-69)

COMPLETION PCT. (min. 100 completions)

1. .566 (561-991) ----- Rich Judd (1995-98)
2. .542 (226-417) ----- John Ramsier (1989-92)
3. .528 (317-600) ----- Justin Schafer (2003-)
4. .519 (306-590) ----- Justin Abraham (1997-00)
5. .511 (145-284) ----- Ted Hole (1952-55)
6. .500 (240-480) ----- Vic Rowcliffe (1988-91)
7. .491 (105-214) ----- Jim Bressi (1972-75)
8. .490 (229-467) ----- Jeff Spraggins (1999-02)
9. .484 (222-459) ----- Ron Wright (1979-82)
10. .480 (282-588) ----- Craig Lombardi (1986-88)

PASSING YARDS

1. 7150 ----- Rich Judd (1995-98)
2. 4480 ----- Justin Schafer (2003-)
3. 3796 ----- Justin Abraham (1997-00)
4. 3680 ----- Jeff Spraggins (1999-02)
5. 3485 ----- Craig Lombardi (1986-88)
6. 2697 ----- Vic Rowcliffe (1988-91)
7. 2633 ----- John Ramsier (1989-92)
8. 2303 ----- Ron Wright (1979-82)
9. 2132 ----- Ted Hole (1952-55)
10. 1811 ----- Phil Lucchese (1982-84)

YARDS PER COMPLETION (min. 100 completions)

1. 16.1 (229-3680) ----- Jeff Spraggins (1999-02)
2. 14.7 (145-2132) ----- Ted Hole (1952-55)
3. 14.1 (317-4480) ----- Justin Schafer (2003-)
4. 13.6 (105-1430) ----- Jim Bressi (1972-75)
5. 12.8 (561-7150) ----- Rich Judd (1995-98)
6. 12.4 (306-3796) ----- Justin Abraham (1997-00)
7. 12.4 (282-3485) ----- Craig Lombardi (1986-88)
8. 12.1 (135-1629) ----- Don Mathews (1985-86)
9. 11.7 (226-2633) ----- John Ramsier (1989-92)
10. 11.6 (141-1629) ----- Tom Boardman (1966-69)

TOUCHDOWN PASSES

1. 59 ----- Rich Judd (1995-98)
2. 42 ----- Jeff Spraggins (1999-02)
3. 35 ----- Justin Schafer (2003-)
4. 34 ----- Justin Abraham (1997-00)
5. 24 ----- Vic Rowcliffe (1988-91)
- 24 ----- Ted Hole (1952-55)
7. 20 ----- Craig Lombardi (1986-88)
8. 18 ----- John Ramsier (1989-92)
9. 12 ----- Tim Raffel (1977-78)
10. 11 ----- Randy Snow (1964-67)

PASSES HAD INTERCEPTED

1. 30 ----- John Ramsier (1989-92)
- 30 ----- Ted Hole (1952-55)
3. 29 ----- Craig Lombardi (1986-88)
4. 28 ----- Justin Schafer (2003-)
- 28 ----- Justin Abraham (1997-00)
- 28 ----- Rich Judd (1995-98)
- 28 ----- Vic Rowcliffe (1988-91)
- 28 ----- Ron Wright (1979-82)
9. 26 ----- Jeff Spraggins (1999-02)
10. 25 ----- Joe Grunda (1970-73)

PASS EFFICIENCY RATING (min. 150 attempts)

1. 133.77 ----- Jeff Spraggins (1999-02)
2. 131.21 ----- Rich Judd (1995-98)
3. 125.50 ----- Justin Schafer (2003-)
4. 117.64 ----- Ted Hole (1952-55)*
5. 115.43 ----- Justin Abraham (1997-00)
6. 107.09 ----- John Ramsier (1989-92)
7. 105.77 ----- Tim Raffel (1977-78)
8. 102.95 ----- Gregg Barney (1979-82)
9. 102.03 ----- Vic Rowcliffe (1988-91)
10. 101.51 ----- Bobby Reiff (2003-)

*Missing passing statistics from 1952

RECEPTIONS

1. 224 ----- Brandon Good (1995-98)
2. 143 ----- Chris Cabot (1998-01)
3. 107 ----- Reggie Ray (1996-99)
- 107 ----- Phil Puryear (1987-90)
5. 105 ----- Price Daw (1948-50)
6. 101 ----- Rick Koeth (1972-75)
7. 98 ----- Tony Harris (1984-87)
8. 97 ----- Ned Compton (1972-74)
9. 85 ----- Brian Wright (1991-94)
10. 76 ----- Tim Slovensky (2001-04)

RECEIVING YARDS

1. 2838 ----- Brandon Good (1995-98)
2. 2302 ----- Chris Cabot (1998-01)
3. 2044 ----- Reggie Ray (1996-99)
4. 1650 ----- Phil Puryear (1987-90)
5. 1557 ----- Ned Compton (1972-74)
6. 1474 ----- Tony Harris (1984-87)
- 1474 ----- Price Daw (1948-50)
8. 1332 ----- Richie McNally (2001-04)
9. 1188 ----- Rick Koeth (1972-75)
10. 1099 ----- Tim Slovensky (2001-04)

YARDS PER RECEPTION (min. 30 receptions)

1. 19.3 (69-1332) ----- Richie McNally (2001-04)
2. 19.2 (31-596) ----- Tim Jackson (1977-80)
3. 19.1 (107-2044) ----- Reggie Ray (1996-99)
4. 17.0 (37-630) ----- Matt Mahaffey (1996-99)
5. 16.1 (61-983) ----- Chris Romano (1977-80)
6. 16.1 (143-2302) ----- Chris Cabot (1998-01)
7. 16.1 (97-1557) ----- Ned Compton (1972-74)
8. 15.8 (69-1091) ----- Darryl Simmons (1998-01)
9. 15.4 (107-1650) ----- Phil Puryear (1987-90)
10. 15.0 (98-1474) ----- Tony Harris (1984-87)

RECEIVING TOUCHDOWNS

1. 30 ----- Brandon Good (1995-98)
2. 24 ----- Chris Cabot (1998-01)
- 24 ----- Reggie Ray (1996-99)
4. 12 ----- Richie McNally (2001-04)
5. 11 ----- Phil Puryear (1987-90)
6. 10 ----- Vince Cellini (1977-80)
- 10 ----- Ned Compton (1972-74)
8. 9 ----- Tim Slovensky (2001-04)
- 9 ----- Darryl Simmons (1998-01)
- 9 ----- Rick Fox (1990-93)

ALL-TIME INDIVIDUAL RECORDS FOR A CAREER

TOTAL POINTS

1. 480	-----	Tony Sutton (2002-04)
2. 327	-----	Richie McNally (2001-04)
3. 273	-----	Tom Dingle (1955-58)
4. 270	-----	Brian Grandison (1988-91)
5. 224	-----	Steve McClellan (1957-60)
6. 192	-----	Dick Jacobs (1952-55)
7. 180	-----	Brandon Good (1995-98)
8. 174	-----	Jeff Elser (1995-98)
174	-----	John Siskowic (1951-53)
10. 172	-----	Rod Dingle (1963-65)

TOTAL TOUCHDOWNS

1. 80	-----	Tony Sutton (2002-04)
2. 45	-----	Tom Dingle (1955-58)
3. 43	-----	Brian Grandison (1988-91)
4. 36	-----	Steve McClellan (1957-60)
5. 32	-----	Dick Jacobs (1952-55)
6. 30	-----	Brandon Good (1995-98)
7. 29	-----	Jeff Elser (1995-98)
29	-----	John Siskowic (1951-53)
9. 28	-----	Rod Dingle (1963-65)
10. 24	-----	Chris Cabot (1998-01)
24	-----	Reggie Ray (1996-99)

TACKLES

1. 432	-----	Seth Duerr (1997-00)
2. 416	-----	Tim Cline (2001-04)
3. 389	-----	Geoff Belz (1986-89)
4. 363	-----	John Marcinek (1989-92)
5. 342	-----	Brock Jones (1984-87)
6. 311	-----	Dana Kreeger (1991-94)
7. 286	-----	Greg Lare (1994-96)
8. 275	-----	Jeff Price (1986-88)
9. 273	-----	Mike Noble (1994-97)
10. 266	-----	Kevin Rooker (2001-03)

SACKS

1. 34.0	-----	Brock Jones (1984-87)
2. 25.5	-----	Andy Mizak (2003-)
3. 17.5	-----	Seth Duerr (1997-00)
4. 17.0	-----	Drew Fay (1999-02)
17.0	-----	Brad Horst (1996-99)
6. 15.5	-----	Joe Kearney (2001-04)
7. 14.5	-----	Todd Worly (1999-02)
14.5	-----	Bjorn Lake (1993-96)
9. 14.0	-----	Geoff Belz (1986-89)
10. 12.5	-----	Jason Legg (1994-97)

INTERCEPTIONS

1. 18	-----	Seth Mastrine (1997-00)
2. 14	-----	Nick Hajjar (2000-03)
14	-----	Dale Fortner (1978-81)
14	-----	John Bohannon (1971-74)
5. 12	-----	Bill Stoner (1951-54)
6. 11	-----	Sly Slaughter (1993-96)
11	-----	Craig Poetter (1980-83)
11	-----	Bob Buchanan (1969-72)
11	-----	Rick Quayle (1968-71)
10. 10	-----	Mike Murray (1995-98)

EXTRA POINTS

1. 172	-----	Richie McNally (2001-04)
2. 75	-----	Ben Arnold (1996-99)
3. 66	-----	Dave Poetter (1967-70)
4. 54	-----	Pete Hersberger (1951-53)
5. 49	-----	Joe Zombek (1998-00)
6. 47	-----	Kevin Lynch (1975-78)
7. 35	-----	Bob Macoritti (1969-72)
8. 29	-----	Andrew Milligan (2004-)
9. 25	-----	Greg Sayle (1989-90)
10. 23	-----	Seth Carpien (1990-93)

EXTRA POINT PCT. (min. 15 attempts)

1. .967 (29-30)	-----	Andrew Milligan (2004-)
2. .957 (66-69)	-----	Dave Poetter (1967-70)
3. .940 (47-50)	-----	Kevin Lynch (1975-78)
4. .930 (172-185)	-----	Richie McNally (2001-04)
5. .921 (35-38)	-----	Bob Macoritti (1969-72)
6. .917 (22-24)	-----	Will Schober (1996-97)
7. .909 (20-22)	-----	Keith Anna (1980)
8. .907 (49-54)	-----	Joe Zombek (1998-00)
9. .900 (18-20)	-----	Faizel Latiff (1982-83)
10. .882 (75-85)	-----	Ben Arnold (1996-99)
.882 (15-17)	-----	Dave Baka (1985-86)

FIELD GOALS

1. 27	-----	Richie McNally (2001-04)
2. 18	-----	Ben Arnold (1996-99)
18	-----	Bob Macoritti (1969-72)
4. 17	-----	Joe Zombek (1998-00)
5. 13	-----	Dave Baka (1985-86)
6. 12	-----	Dave Poetter (1967-70)
7. 9	-----	Andrew Milligan (2004-)
9	-----	Faizel Latiff (1982-83)
9. 8	-----	Kevin Lynch (1975-78)
10. 7	-----	Scott Ross (1987)

FIELD GOAL PCT. (min. 10 attempts)

1. .783 (18-23)	-----	Ben Arnold (1996-99)
2. .667 (12-18)	-----	Dave Poetter (1967-70)
3. .659 (27-41)	-----	Richie McNally (2001-04)
4. .630 (17-27)	-----	Joe Zombek (1998-00)
5. .619 (13-21)	-----	Dave Baka (1985-86)
6. .615 (8-13)	-----	Kevin Lynch (1975-78)
7. .600 (9-15)	-----	Andrew Milligan (2004-)
.600 (6-10)	-----	Brent Marty (1994-95)
.600 (9-15)	-----	Faizel Latiff (1982-83)
10. .583 (7-12)	-----	Scott Ross (1986-87)

PUNTS

1. 238	-----	Pete Moore (1974-77)
2. 211	-----	Ron Wright (1979-82)
3. 188	-----	Matt Mahaffey (1996-99)
4. 187	-----	Bob Macoritti (1969-72)
5. 171	-----	Ryan Hartschuh (1999-02)
6. 168	-----	Oscar Alonso (1966-68)
7. 166	-----	Tim Scott (1982-85)
8. 157	-----	Scott Powell (1987-89)
9. 122	-----	Brent Marty (1994-95)

PUNTING YARDAGE

1. 8903	-----	Pete Moore (1974-77)
2. 7357	-----	Matt Mahaffey (1996-99)
3. 7329	-----	Ron Wright (1979-82)
4. 7122	-----	Bob Macoritti (1969-72)
5. 6271	-----	Oscar Alonso (1966-68)
6. 6046	-----	Ryan Hartschuh (1999-02)
7. 5789	-----	Tim Scott (1982-85)
8. 5637	-----	Scott Powell (1987-89)
9. 4473	-----	Brent Marty (1994-95)

PUNTING AVERAGE (min. 100 attempts)

1. 39.1 (188-7357)	-----	Matt Mahaffey (1996-99)
2. 38.1 (187-7122)	-----	Bob Macoritti (1969-72)
3. 37.4 (238-8903)	-----	Pete Moore (1974-77)
4. 37.3 (168-6271)	-----	Oscar Alonso (1966-68)
5. 36.7 (122-4473)	-----	Brent Marty (1994-95)
6. 35.9 (157-5637)	-----	Scott Powell (1987-89)
7. 35.4 (171-6046)	-----	Ryan Hartschuh (1999-02)
8. 34.9 (166-5789)	-----	Tim Scott (1982-85)
9. 34.7 (211-7329)	-----	Ron Wright (1979-82)

PUNT RETURNS

1. 106	-----	Seth Mastrine (1997-00)
2. 82	-----	Nick Hajjar (2000-03)
3. 79	-----	Tim Jackson (1977-80)
4. 49	-----	Phil Puryear (1987-90)
5. 45	-----	Craig Jensen (1964-67)
6. 44	-----	Keith Adams (2003-)
7. 35	-----	Bob Buchanan (1969-72)
8. 34	-----	Sly Slaughter (1993-96)
34	-----	John Bulkeley (1984-87)
10. 29	-----	Gregg Barney (1979-82)

PUNT RETURN YARDS

1. 981	-----	Seth Mastrine (1997-00)
2. 935	-----	Nick Hajjar (2000-03)
3. 791	-----	Tim Jackson (1977-80)
4. 515	-----	Phil Puryear (1987-90)
5. 502	-----	Keith Adams (2003-)
6. 319	-----	Craig Jensen (1964-67)
7. 281	-----	Gregg Barney (1979-82)
8. 239	-----	John Bulkey (1984-87)
239	-----	Bob Buchanan (1969-72)
10. 228	-----	Sly Slaughter (1993-96)

PUNT RETURN AVERAGE (min. 15 attempts)

1. 11.4 (44-502)	-----	Keith Adams (2003-)
2. 11.4 (82-935)	-----	Nick Hajjar (2000-03)
3. 10.5 (49-515)	-----	Phil Puryear (1987-90)
4. 10.0 (79-791)	-----	Tim Jackson (1977-80)
5. 9.7 (29-281)	-----	Gregg Barney (1979-82)
6. 9.3 (106-981)	-----	Seth Mastrine (1997-00)
7. 7.9 (34-228)	-----	Sly Slaughter (1993-96)
8. 7.5 (17-128)	-----	Jeff Elser (1995-98)
9. 7.1 (45-319)	-----	Craig Jensen (1964-67)
10. 7.0 (34-239)	-----	John Bulkey (1984-87)

KICKOFF RETURNS

1. 79	-----	Phil Puryear (1987-90)
2. 66	-----	Jon Bulkeley (1984-87)
3. 65	-----	Nick Hajjar (2000-03)
4. 54	-----	Seth Mastrine (1997-00)
5. 44	-----	Dave Jones (1981-83)
6. 37	-----	Sly Slaughter (1993-96)
37	-----	Tim Jackson (1977-80)
8. 32	-----	Art Wilson (1966-68)
9. 30	-----	Tony Harris (1984-87)
10. 29	-----	Jeff Elser (1995-98)

KICKOFF RETURN YARDS

1. 1694	-----	Phil Puryear (1987-90)
2. 1458	-----	Nick Hajjar (2000-03)
3. 1317	-----	Jon Bulkeley (1984-87)
4. 1113	-----	Seth Mastrine (1997-00)
5. 970	-----	Tim Jackson (1977-80)
6. 810	-----	Dave Jones (1981-83)
7. 751	-----	Art Wilson (1966-68)
8. 644	-----	Sly Slaughter (1993-96)
9. 584	-----	Tony Harris (1984-87)
10. 561	-----	Ron Cetovich (1971-73)

KICKOFF RETURN AVERAGE (min. 15 attempts)

1. 26.2 (37-970)	-----	Tim Jackson (1977-80)
2. 23.5 (32-751)	-----	Art Wilson (1966-68)
3. 23.2 (15-348)	-----	Glen Hudson (1970-71)
4. 22.4 (65-1458)	-----	Nick Hajjar (2000-03)
5. 21.6 (26-561)	-----	Ron Cetovich (1971-73)
6. 21.4 (79-1694)	-----	Phil Puryear (1987-90)
7. 21.0 (19-396)	-----	Tom Hubbard (1973-75)
8. 20.8 (19-395)	-----	Reggie Ray (1996-99)
9. 20.6 (54-1113)	-----	Seth Mastrine (1997-00)
10. 19.9 (66-1317)	-----	Jon Bulkeley (1984-87)

ALL-PURPOSE YARDS

(Rushing-Receiving>Returns)

1. 6415 (5613-320-482)	-----	Tony Sutton (2002-04)
2. 5436 (3912-554-970)	-----	Tom Dingle (1955-58)
3. 4753 (4042-446-265)	-----	Brian Grandison (1988-91)
4. 3859 (0-1650-2209)	-----	Phil Puryear (1987-90)
5. 3746 (2691-400-655)	-----	Jeff Elser (1995-98)
6. 3693 (3282-0-411)	-----	Steve McClellan (1957-60)*
7. 3079 (0-2838-241)	-----	Brandon Good (1995-98)
8. 2740 (2591-134-15)	-----	Rich Leone (1977-80)
9. 2623 (0-0-2623)	-----	Nick Hajjar (2000-03)
10. 2612 (2039-308-265)	-----	Scott Jones (1999-02)

*Missing receiving and return yards from 1957

TONY SUTTON TRIBUTE – THE BEST RUNNING BACK IN DIV. III HISTORY

The greatest running back to ever play NCAA Div. III football, at least statistically speaking, was The College of Wooster's Tony Sutton. After a frustrating, injury-riddled freshman season at Div. II Findlay University, the 5-10, 195-pound tailback delighted Fighting Scot fans from 2002-04, producing highlight-reel runs and incredible rushing totals on a weekly basis.

Record wise, Sutton finished with four Div. III national marks, with the most noteworthy being rushing yards per game (187.1) and scoring (16.0 ppg). In fact, his 16.0 points-per-game is an NCAA all-divisions record, and he's the only player in NCAA football history to lead all divisions in rushing, scoring, and all-pupose yardage in back-to-back years (2003-04).

Sutton, who also ranks third overall in Div. III history in all-purpose yards (213.8 per game) and was the third player in the division to join the "80-touchdown club," was a three-time All-American for Wooster, including consensus first-team honors as a junior and senior when he was a finalist for the Div. III national Player-of-the-Year award.

Sutton garnered enough attention to get a tryout from the NFL's Cleveland Browns. He did not receive a free agent contract, but still impressed head coach Romeo Crennel.

"He's got some quickness," Crennel told local writers. "He's got some shake and bake. He showed that in the one-on-one drills. That catches your eye."

Sutton In the Record Book

Tony Sutton not only rewrote the Fighting Scots' record book (see pages 45 and 48-51), but he etched his name throughout the NCAA and North Coast Athletic Conference annals:

NCAA Div. III Career Rushing Yards Per Game

1. 187.1 – Tony Sutton, Wooster, 2002-04 (5,613 Yds./30 Games)
2. 183.8 – R.J. Bowers, Grove City, 1997-00 (7,353 Yds./40 Games)

NCAA Div. III Career Rushing Yards

1. 7,353 – R.J. Bowers, Grove City, 1997-00 (40 Games)
2. 6,125 – Carey Bender, Coe, 1991-94 (39 Games)
3. 6,093 – Steve Tardif, Maine Maritime, 1996-99 (39 Games)
4. 5,693 – Brett Trichilo, Wilkes, 2001-04 (36 Games)
5. 5,613 – Tony Sutton, Wooster, 2002-04 (30 Games)

NCAA Div. III Career Rushing Touchdowns Per Game

1. 2.5 – Tony Sutton, Wooster, 2002-04 (76 TD's/30 Games)
2. 2.3 – R.J. Bowers, Grove City, 1997-00 (91 TD's/40 Games)

NCAA Div. III Career Scoring Per Game

1. 16.0 – Tony Sutton, Wooster, 2002-04 (480 Points/30 Games)
2. 14.4 – Ricky Gales, Simpson, 1988-89 (274 Points/19 Games)

NCAA Div. III Career Scoring

1. 562 – R.J. Bowers, Grove City, 1997-00 (40 Games)
2. 528 – Carey Bender, Coe, 1991-94 (39 Games)
3. 484 – Scott Pingel, Westminster (Mo.), 1996-99 (39 Games)
- 484 – Trevor Shannon, Wartburg, 1995-98 (39 Games)
5. 480 – Tony Sutton, Wooster, 2002-04 (30 Games)

NCAA Div. III Career All-Purpose Yards Per Game

1. 231.3 – R.J. Bowers, Grove City, 1997-00 (9,253 Yds./40 Games)
2. 227.6 – Paul Smith, Gettysburg, 1996-99 (9,104 Yds./40 Games)
3. 213.8 – Tony Sutton, Wooster, 2002-04 (6,415 Yds./30 Games)

NCAC Career Rushing Yards

1. 5,613 – Tony Sutton, Wooster, 2002-04
2. 5,112 – Casey Donaldson, Wittenberg, 1997-00

NCAC Career Rushing Touchdowns

1. 76 – Tony Sutton, Wooster, 2002-04
2. 67 – Casey Donaldson, Wittenberg, 1997-01

NCAC Career Touchdowns


1. 80 – Tony Sutton, Wooster, 2002-04
2. 68 – Casey Donaldson, Wittenberg, 1997-01

NCAC Career Scoring

1. 480 – Tony Sutton, Wooster, 2002-04
2. 408 – Casey Donaldson, Wittenberg, 1997-01

NCAC Career All-Purpose Yards

1. 6,415 – Tony Sutton, Wooster, 2002-04
2. 5,483 – Matt Capone, Ohio Wesleyan, 1997-01



Tony Sutton was invited to the 2005 Hula Bowl. He became the second Fighting Scot to play in the all-star classic, joining placekicker Bob Macoritti who participated in the 1973 game. (Photo courtesy of Associated Press).



Tony Sutton worked out at the Cleveland Browns' mini-camp April 29, 2005, and currently is playing for the Cineplexx Blue Devils in the Austria Football League.

OFFENSIVE SEASON-BY-SEASON LEADERS

...IN RUSHING



Dustin Sheppard

YEAR	NAME	RUSH	YDS
2005	Dustin Sheppard	155	769
2004	Tony Sutton	352	2240
2003	Tony Sutton	271	1955
2002	Tony Sutton	215	1418
2001	Scott Jones	202	823
2000	Scott Jones	138	506
1999	Will Schober	139	803
1998	Brock Wanless	148	833
1997	Jeff Elser	159	721
1996	Jeff Elser	153	743
1995	Jeff Elser	162	597
1994	Nick Boeder	121	383
1993	John Graebing	130	723
1992	Eric Robinson	182	800
1991	Brian Grandison	259	1236
1990	Brian Grandison	214	1035
1989	Brian Grandison	268	1009
1988	Brian Grandison	148	762
1987	Tom Kincaid	84	201
1986	Jon Bulkley	104	350
1985	Tom Kincaid	102	440
1984	Rick Stern	107	362
1983	Dave Jones	150	516
1982	Dave Jones	179	715
1981	Neal Arcuri	147	635
1980	Rich Leone	193	833
1979	Rich Leone	149	706
1978	Rich Leone	134	633
1977	Ron Lingenfelter	110	500
1976	Mike Riffie	128	514
1975	Tom Grippa	131	457
1974	Bob Rogers	116	452
1973	Quinten Dillon	188	694
1972	Quinten Dillon	87	367
1971	Jeff Wise	160	802
1970	Jim DeRose	177	637
1969	Jim DeRose	140	477
1968	Ed Thompson	162	807
1967	Art Wilson	119	526
1966	Ken Norris	105	419
1965	Rod Dingle	168	1086
1964	Rod Dingle	109	593
1963	Not available		
1962	Jim Turner	147	664
1961	Jim Turner	140	602
1960	Steve McClellan	236	1190

...IN PASSING



Justin Schafer

YEAR	NAME	CMP-ATT	YDS
2005	Justin Schafer	86-154	1155
2004	Justin Schafer	122-240	1877
2003	Justin Schafer	109-206	1448
2002	Jeff Spraggins	100-199	1609
2001	Jeff Spraggins	74-154	1211
2000	Justin Abraham	127-242	1559
1999	Justin Abraham	142-278	1753
1998	Rich Judd	147-256	1956
1997	Rich Judd	133-247	1971
1996	Rich Judd	147-265	1791
1995	Rich Judd	134-223	1432
1994	Jim Smucker	73-157	716
1993	Jim Smucker	58-139	543
1992	John Ramsier	176-309	2036
1991	Vic Rowcliffe	114-206	1141
1990	Vic Rowcliffe	69-143	806
1989	Vic Rowcliffe	57-131	750
1988	Craig Lombardi	128-258	1742
1987	Craig Lombardi	144-300	1652
1986	Don Mathews	95-204	1003
1985	Don Mathews	40-90	626
1984	Phil Lucchese	65-150	916
1983	Phil Lucchese	84-176	810
1982	Ron Wright	120-252	1062
1981	Ron Wright	74-146	882
1980	Gregg Barney	39-84	546
1979	Gregg Barney	17-30	230
1978	Tim Raffel	46-93	602
1977	Tim Raffel	39-101	667
1976	Dave Pandilidis	24-53	215
1975	Jim Bressi	38-75	354
1974	Jim Bressi	50-101	868
1973	Joe Grunda	39-87	639
1972	Kevin Dickey	30-66	322
1971	Joe Grunda	28-82	324
1970	Gary Vendemia	42-100	467
1969	Tom Boardman	36-90	437
1968	Tom Boardman	55-111	655
1967	Randy Snow	31-76	377
1966	Tom Boardman	24-60	267
1965	Randy Snow	23-46	348
1964	Rich Poling	24-71	283
1963	Not available		
1962	John Loughridge	30-66	448
1961	Bill Washburn	27-74	355
1960	Bill Washburn	10-37	128

...IN RECEIVING



Shaun Swearingen

YEAR	NAME	REC	YDS
2005	Shaun Swearingen	29	396
2004	Richie McNally	53	1060
2003	Tim Slovensky	28	400
2002	Dan Steck	17	323
	Ryan Hartschuh	17	319
2001	Chris Cabot	54	873
2000	Chris Cabot	49	825
1999	Reggie Ray	45	810
1998	Brandon Good	66	762
1997	Brandon Good	60	902
1996	Brandon Good	57	691
1995	Brandon Good	41	483
1994	Steve Johnson	28	315
1993	Rick Fox	29	463
1992	Brian Wright	42	564
1991	Brian Wright	33	365
1990	Phil Puryear	38	538
1989	Phil Puryear	30	516
1988	Phil Puryear	30	503
1987	Tony Harris	50	662
1986	Tony Harris	28	357
1985	Mike Woltman	14	170
1984	Anthony Harris	14	308
1983	Tim Scott	22	257
1982	Matt Kreuter	29	331
1981	Pat Collins	41	572
1980	Chris Romano	16	218
1979	Vince Cellini	18	356
1978	Chris Romano	26	445
1977	Pete Moore	16	214
1976	Rick Schutte	10	91
1975	Rick Koeth	23	299
1974	Ned Compton	47	821
1973	Ned Compton	26	456
1972	Ned Compton	24	280
1971	Bill Steiner	14	169
1970	Ron Showalter	25	343
1969	Jeff Wise	24	251
1968	Jeff Wise	23	314
1967	Ron Showalter	18	226
1966	Mike Gordon	12	144
1965	Rod Dingle	15	264
1964	Rod Dingle	11	117
1963	Not available		
1962	Not available		
1961	Gerald Sherrick	13	200
1960	Jim Turner	8	62

DEFENSIVE SEASON-BY-SEASON LEADERS

...IN TACKLES



Andre Smith

YEAR	NAME	SOLO	ASST	TACKLES
2005	Andre Smith	56	23	79
2004	Brian Kight	57	35	92
2003	Tim Cline	51	47	98
2002	Tim Cline	55	39	94
2001	Tim Cline	76	59	135
2000	Seth Duerr	93	43	136
1999	Seth Duerr	72	35	107
1998	Seth Duerr	75	35	110
1997	Seth Duerr	42	37	79
1996	Keathun Gale	46	26	72
1995	Greg Lare	60	75	135
1994	Dana Kreeger	48	47	95
1993	Jamie Ruhl	41	40	81
1992	John Marcinek	84	55	139
1991	John Marcinek	78	41	119
1990	Jim Gordon	49	96	145
1989	Geoff Belz	50	72	122
1988	Geof Belz	66	47	113
1987	Brock Jones	66	34	100
1986	Jeff Price	64	51	115
1985	Brock Jones	51	45	96
1984	Steve Coss	46	49	95
1983	Not available			
1982	Not available			
1981	Jeff Golini	68	36	104
1980	Not available			
1979	Not available			
1978	Not available			
1977	Not available			
1976	Not available			
1975	Not available			
1974	Bruce Shabler	85	21	106
1973	Not available			
1972	Not available			
1971	Not available			
1970	Not available			
1969	Bob Buchanan	54	36	90
1968	Ron Maltarich	66	60	126
1967	Not available			
1966	Tracy Hetrich	62	38	100
1965	George Bare	67	76	143
1964	Not available			
1963	Not available			
1962	Not available			
1961	Not available			
1960	Not available			

...IN SACKS



Evan Watson

YEAR	NAME	SACK	YDS
2005	Evan Watson	7.5	47
2004	Andy Mizak	15.0	116
2003	Andy Mizak	6.5	32
2002	Drew Fay	6.5	39
2001	Drew Fay	7.5	49
2000	Kevin Heintschel	8.0	57
1999	Seth Duerr	7.5	45
1998	Brad Horst	7.0	65
1997	Brad Horst	4.5	
1996	Jason Legg	5.0	
1995	Jason Legg	6.0	
1994	Bjorn Lake	8.0	
1993	Stuart Gordon	5.0	
1992	Bob Corna	3.0	
	Matt Haas	3.0	
	Jonathan Long	3.0	
1991	Chris Hamilton	5.0	
1990	Todd Adamson	3.0	
	T.J. Mallory	3.0	
	Mark Pickett	3.0	
1989	Henry Adams	11.0	
1988	Joe Luckring	3.0	
	Dennis Solensky	3.0	
1987	Brock Jones	10.0	
1986	Brock Jones	6.0	
	Karl Penn	6.0	
1985	Brock Jones	13.0	
1984	Brock Jones	5.0	
1983	Not available		
1982	Not available		
1981	Pat Williams	6.0	

Sacks were not kept until 1981 and did not become an official NCAA statistic until 2000.

...IN INTERCEPTIONS

YEAR	NAME	INT	YDS
2005	Jeff Geffert	3	0
2004	Brian Kight	4	57
	Ryan Jayne	4	0
2003	Brian Kight	4	126
2002	Brian Kight	2	23
	Nick Hajjar	2	11
2001	Nick Hajjar	4	120
	Demar Jackson	4	75
2000	Seth Mastrine	7	69
1999	Seth Mastrine	9	111
1998	Mike Murray	5	26
1997	Kevin Brown	3	45
	Dan Mizener	3	30
	Mike Murray	3	69
1996	Sly Slaughter	3	40
1995	Scott Amstutz	4	20
1994	Travis Booker	5	37
1993	Sly Slaughter	3	33
1992	Damond Moodie	3	13
1991	Eric Roberts	3	15
	Steve Spitzer	3	16
	James Weaver	3	1
1990	Jim Gordon	2	3
	Vic Kaminski	2	13
1989	Gary Miller	4	7
1988	Mike Casey	2	0
	Scott Izzo	2	0
1987	Steve Young	4	9
1986	Kevin Howard	3	1
1985	Terry Carter	1	0
	Ron Grimm	1	2
	Tony Kenneally	1	0
1984	Kevin Howard	3	12
1983	Greg Potter	2	11
	Tom Ranft	2	35
	Kurt Smith	2	59
1982	Greg Potter	3	0
	Rob Rettinger	3	24
1981	Dale Fortner	2	28
	Jeff Golini	2	20
1980	Greg Potter	5	18
1979	Dale Fortner	7	42
1978	Rob McCoy	3	6
1977	Perry Hoskins	2	0
	Stu Sheard	2	0
1976	Bill Magaw	4	8
	Stu Sheard	4	52
1975	Stu Sheard	2	9
1974	John Bohannon	6	70
1973	John Bohannon	5	66
1972	John Bohannon	2	15
	Bill Handwerk	2	7
	Bob Morehouse	2	19
1971	Rick Quayle	3	24
	Dave Whittman	3	13
1970	Bob Buchanan	4	76
1969	Bob Buchanan	6	111
1968	Jim Anadell	4	6
1967	Craig Jensen	5	22
1966	John Murphy	2	18
1965	John Murphy	3	N/A
1964	Ken Norris	2	0
	Larry Ramseyer	2	5
	Bruce Vandershall	2	94
	Jeff Zorn	2	17
1963	Not available		
1962	Not available		
1961	David Fraser	3	18
1960	Not available		

SPECIAL TEAMS SEASON-BY-SEASON LEADERS

...IN KICKING



Richie McNally

YEAR	NAME	PAT	FG	POINTS
2005	Andrew Milligan	29-30	9-15	56
2004	Richie McNally	66-67	10-14	96
2003	Richie McNally	41-50	8-11	65
2002	Richie McNally	39-41	5-8	56
2001	Richie McNally	26-27	4-8	38
2000	Joe Zombek	11-13	7-10	32
1999	Joe Zombek	36-39	7-14	57
1998	Ben Arnold	37-43	5-7	52
1997	Ben Arnold	36-40	10-13	66
1996	Will Schober	22-24	3-8	31
1995	Brent Marty	11-12	5-9	26
1994	Ron Hustwit	6-7	3-6	15
1993	Seth Carpien	5-8	2-5	11
1992	Seth Carpien	18-21	3-5	27
1991	Mphatso Namwali	7-16	2-4	13
1990	Greg Sayle	9-10	3-4	18
1989	Greg Sayle	16-19	0-3	16
1988	Alan Pohoryles	9-12	1-2	12
1987	Scott Ross	10-11	7-12	31
1986	Dave Baka	6-6	9-14	33
1985	Dave Baka	9-11	4-7	21
1984	Kevin Howard	6-8	2-5	12
1983	Faizel Latiff	14-14	6-8	32
1982	Faizel Latiff	4-6	3-6	13
1981	Ron Wright	4-5	0-3	4
1980	Keith Anna	20-22	6-7	38
1979	Rick Ceol	6	3	15
1978	Kevin Lynch	27-27	2	33
1977	Chris Romano	8-13	4-4	20
1976	Kevin Lynch	4-7	3	13
1975	Kevin Lynch	6-6	0-0	6
1974	Gil Richardson	2-3	2-2	8
1973	Bill Huff	13-18	1-2	16
1972	Bob Macoritti	14-16	6-10	32
1971	Bob Macoritti	17-18	5-13	32
1970	Dave Poetter	14-14	3-5	23
1969	Dave Poetter	9-9	2-3	15
1968	Dave Poetter	22-24	5-8	43
1967	Dave Poetter	21-22	2-2	27
1966	Oscar Alonso	6	1	9
1965	Rod Dingle	10	0	10
1964	Not available			
1963	Not available			
1962	Not available			
1961	Reginald Williams	8-10	0-1	8
1960	Not available			

...IN PUNTING



Matt Mahaffey

YEAR	NAME	PUNT	AVG
2005	Andrew Branch	37	34.3
2004	Andrew Branch	57	34.0
2003	Richie McNally	23	32.7
	Andrew Branch	17	35.9
2002	Ryan Hartschuh	47	36.8
2001	Ryan Hartschuh	62	34.7
2000	Ryan Hartschuh	60	34.8
1999	Matt Mahaffey	49	40.5
1998	Matt Mahaffey	39	41.2
1997	Matt Mahaffey	43	41.4
1996	Matt Mahaffey	57	34.8
1995	Brent Marty	73	36.4
1994	Brent Marty	49	37.0
1993	Tim Gargasz	47	32.5
1992	Tim Gargasz	49	32.2
1991	John Tomlinson	62	31.7
1990	Phil Puryear	47	32.6
1989	Scott Powell	62	36.4
1988	Scott Powell	27	34.7
1987	Scott Powell	68	35.9
1986	Jay Simmonds	67	33.5
1985	Tim Scott	59	32.6
1984	Tim Scott	61	36.4
1983	Tim Scott	46	35.7
1982	Ron Wright	63	34.5
1981	Ron Wright	46	35.3
1980	Ron Wright	53	35.6
1979	Ron Wright	49	33.6
1978	Tim Raffel	29	35.4
1977	Pete Moore	53	38.5
1976	Pete Moore	76	36.4
1975	Pete Moore	65	37.1
1974	Pete Moore	44	38.5
1973	Joe Grunda	38	33.4
1972	Bob Macoritti	32	39.0
1971	Bob Macoritti	44	39.2
1970	Bob Macoritti	61	36.5
1969	Bob Macoritti	50	38.4
1968	Oscar Alonso	57	38.3
1967	Oscar Alonso	61	38.7
1966	Oscar Alonso	50	34.6
1965	Bob Courson	38	33.6
1964	Jack Wagner	31	34.2
1963	Not available		
1962	Jack Wagner	44	34.8
1961	Steve McClellan	22	37.8
1960	Not available		

...IN RETURNING

YEAR	NAME	PUNT	YDS	KO	YDS
2005	Shaun Swearingen	18	197		
	Jalam Cutting			17	314
2004	Keith Adams	44	502		
	Tony Sutton			11	345
2003	Nick Hajjar	29	319	28	628
2002	Nick Hajjar	37	439	14	308
2001	Nick Hajjar	16	177	23	522
2000	Seth Mastrine	30	264	20	468
1999	Seth Mastrine	23	287	14	325
1998	Seth Mastrine	24	185	13	196
1997	Seth Mastrine	29	245		
	Reggie Ray			7	166
1996	Brandon Good	17	91		
	Vernell Jackson			8	110
1995	Jeff Elser	10	68	21	331
1994	Sly Slaughter	18	131	22	415
1993	Sly Slaughter	5	14		
	Mark Solis			14	210
1992	Brian Wright	11	45	14	234
1991	John Tomlinson	13	63	23	425
1990	Phil Puryear	8	121	42	834
1989	Phil Puryear	30	297	24	563
1988	Phil Puryear	11	97	13	297
1987	John Bulkey	14	83	12	230
1986	John Bulkey	6	68	21	433
1985	John Bulkey	8	52	15	373
1984	John Bulkey	6	36	18	281
1983	Mike Berg	4	27		
	Dave Jones			18	240
1982	Greg Barney	17	209		
	Dave Jones			19	364
1981	Greg Barney	9	55		
	Dave Jones			7	206
1980	Tim Jackson	18	201	11	307
1979	Tim Jackson	19	233		
	Rueben Jones			4	61
1978	Tim Jackson	22	158	8	247
1977	Tim Jackson	20	199	15	362
1976	Mark Seker	11	33	11	210
1975	Mark Seker	12	46		
	Jim Gerard			17	341
1974	Tom Grippa	2	17		
	Tom Hubbard			15	289
1973	Jeff Stark	8	44		
	Ron Cetovich			18	415
1972	Jeff Stark	8	58		
	Bill Steiner			9	153
1971	Jeff Stark	6	28		
	Jeff Wise			7	140
1970	Bob Buchanan	18	123		
	Glen Hudson			9	215
1969	Bob Buchanan	14	97		
	Paul Bronkar			7	164
1968	Ed Thompson	5	22	13	281
1967	Craig Jensen	31	251		
	Art Wilson			13	318
1966	John Murphy	7	71		
	Art Wilson			14	363
1965	John Murphy	6	56		
	Rod Dingle			15	264
1964	Ken Norris	2	35		
	Jack Wagner			5	117
1963	Not available				
1962	Not available				
1961	Ted Hole	5	37		
	Gary Williams			4	71
1960	Not available				

ALL-TIME HONORS

Gagliardi Trophy Finalists (since 1993)

Name	Position	Year
Seth Duerr	Linebacker	2000
Tony Sutton	Running Back	2004

The Gagliardi Trophy is presented to the Outstanding NCAA Div. III Player of the Year. The award, sponsored by Josten's Inc., takes into account excellence in athletics, academics, and community service, and prior to a winner, 10 finalists are selected each year. It is named after John Gagliardi, St. John's (Minn.) University head coach for 52 seasons and one of only two coaches in college football history to win 400 games.

Associated Press Little All-America Team (since 1934)

Name	Position	Year (Honor)
Seth Duerr	Linebacker	1999 (2nd)
Dale Fortner	Defensive Back	1979 (2nd), 1980 (HM)
Tony Harris	Linebacker	1987 (HM)
Blake Moore	Offensive Line	1978 (HM), 1979 (1st)
Karl Penn	Linebacker	1987 (HM)
Eric Showes	Defensive End	1978 (HM)
Tony Sutton	Running Back	2003 (1st), 2004 (1st)

This honor is one of the most prestigious a player can receive, as the annual 75-member team consists of the top players from NCAA Div. II and Div. III and NAIA institutions.

AFCA Coaches All-America Team (since 1967)

Seth Duerr	Linebacker	1999
Blake Moore	Offensive Line	1979
Tony Sutton	Running Back	2003, 2004

A panel of Div. III coaches selects just 25 players for this team - one at each offensive and defensive position and three specialists.

D3Football.com All-America Team (since 1999)

Ryan Dansak	Offensive Line	1999 (3rd)
Rick Drushal	Offensive Line	2005 (HM)
Seth Duerr	Linebacker	2000 (2nd)
Nick Hajjar	Defensive Back	2002 (3rd), 2003 (HM)
Joe Kearney	Defensive Line	2004 (1st)
Matt Mahaffey	Punter	1999 (3rd)
Andy Mizak	Defensive End	2004 (HM)
Chad Peterman	Offensive Line	1999 (2nd)
Jon Spragg	Offensive Line	2002 (2nd)
Tony Sutton	Running Back	2003 (1st), 2004 (1st)
Jim Wallace	Offensive Line	2004 (2nd)

Football Gazette All-America Team (since 1993)

Rick Drushal	Offensive Line	2004 (2nd)
Seth Duerr	Linebacker	1999 (HM), 2000 (1st)
Matt Mahaffey	Punter	1999 (HM)
Seth Mastrine	Defensive Back	2000 (3rd)
Chad Peterman	Offensive Line	1999 (2nd)
Tony Sutton	Running Back	2003 (1st), 2004 (1st)

Key to All-Time Honors

- 1st indicates first-team honoree
- 2nd indicates second-team honoree
- 3rd indicates third-team honoree
- HM indicates honorable mention selection
- Bold indicates current player



Possibly the best player ever to wear the Black and Old Gold was Blake Moore, an offensive lineman for Wooster from 1976-79. The native of Signal Mountain, Tenn. was a fourth-generation Fighting Scot. In fact, his great grandfather is believed to have played on Wooster's first football team in 1889. Moore started all four seasons, won the Gregory Award as the top lineman in the Ohio Athletic Conference twice, and was a two-time A.P. Little All-American before moving on to play professionally. After graduation from Wooster, he signed a free agent contract with the Cincinnati Bengals and legendary G.M. Paul Brown. Moore made the squad and remained with the Bengals for four years (1980-83), highlighted by participating in Super Bowl XVI. In 1984, Moore was picked up by Green Bay and played with the Packers for two seasons. Following his NFL career, Moore entered Harvard Law School, graduating cum laude in 1989. Today, he is an attorney in San Diego.

ALL-TIME HONORS

CoSIDA All-America Team (1978-2003)

Name	Position	Year (Honor)
Dave Baka	Placekicker	1986 (HM)
Geoff Belz	Linebacker	1989 (HM)
Seth Duerr	Linebacker	1998 (HM), 1999 (1st), 2000 (1st)
Brian Grandison	Running Back	1989 (HM)
Nick Hajjar	Defensive Back	2003 (HM)
Nick Hajjar	Return Specialist	2002 (HM)
Brock Jones	Defensive End	1985 (HM), 1986 (HM), 1987 (HM)
Matt Mahaffey	Punter	1998 (3rd)
Seth Mastrine	Defensive Back	1999 (HM), 2000 (3rd)
Chad Peterman	Offensive Lineman	1999 (2nd)
Jon Spragg	Offensive Lineman	2002 (HM)
Tony Sutton	Running Back	2002 (HM), 2003 (1st)
Mike Woltman	Tight End	1987 (HM)




Dave Baka




Geoff Belz



Seth Duerr



Brian Grandison




Nick Hajjar



Brock Jones



Matt Mahaffey



Seth Mastrine



Chad Peterman



Jon Spragg



Tony Sutton



Mike Woltman

ESPN The Magazine Academic All-America Team (since 1952)

Name	Position	Year (Honor)
Dale Fortner	Defensive Back	1980 (1st), 1981 (2nd)
Dave Foy	Linebacker	1973 (1st)
Ryan Hartschuh	Punter	2002 (2nd)
Matt Mahaffey	Punter	1998 (2nd), 1999 (1st)
Blake Moore	Offensive Line	1977 (1st), 1978 (1st), 1979 (1st)
John P. Papp	Running Back	1959 (HM)
Jack Weisensell	Offensive Line	1980 (1st)

The Academic All-America Team is coordinated and voted on by the College Sports Information Directors of America (CoSIDA), and was previously sponsored by GTE and Verizon.

NCAA Postgraduate Scholarship Winners (since 1964)

Matt Mahaffey	Punter	2000
Blake Moore	Offensive Line	1980

Football Gazette All-North Region Team (since 1990)

Name	Position	Year (Honor)
Tim Cline	Linebacker	2001 (2nd), 2003 (2nd), 2004 (3rd)
Rick Drushal	Offensive Line	2004 (1st), 2005 (3rd)
Seth Duerr	Linebacker	1998 (2nd), 1999 (2nd), 2000 (1st)
Drew Fay	Defensive Line	2002 (3rd)
Brandon Good	Wide Receiver	1997 (2nd), 1998 (2nd)
Nick Hajjar	Defensive Back	2001 (3rd), 2002 (3rd), 2003 (1st)
Rich Judd	Quarterback	1997 (3rd)
Joe Kearney	Defensive Line	2004 (2nd)
Matt Mahaffey	Punter	1998 (2nd), 1999 (2nd)
Seth Mastrine	Defensive Back	1999 (1st), 2000 (1st)
Andy Mizak	Defensive Line	2004 (3rd)
Jason Nappier	Offensive Line	1997 (3rd)
Chad Peterman	Offensive Line	1999 (1st)
Kevin Rooker	Defensive Back	2003 (2nd)
Jon Spragg	Offensive Line	2002 (3rd)
Tony Sutton	Running Back	2002 (2nd), 2003 (1st), 2004 (1st)
Bobby Vega	Linebacker	2004 (3rd)
Jim Wallace	Offensive Line	2004 (2nd)

Offensive Player of the Year

Tony Sutton	Tailback	2003, 2004
-------------	----------	------------



Nick Hajjar, a shutdown corner, is one of four Scots to have been a three-time all-region pick.

ALL-TIME HONORS

All-North Coast Athletic Conference Team (since 1984)

Name	Position	Year (Honor)
Justin Abraham	Quarterback	1999 (2nd), 2000 (HM)
Henry Adams	Outside Linebacker	1989 (1st)
Steve Alpeter	Offensive Line	2004 (2nd)
Scott Amstutz	Defensive Back	1996 (HM)
Jeff Anderson	Linebacker	2001 (HM)
Ben Arnold	Placekicker	1997 (1st)
James Arnold	Defensive Line	1984 (1st)
Dave Baka	Placekicker	1986 (1st)
Darren Barr	Defensive Back	1985 (HM)
Ryan Beeler	Outside Linebacker	2000 (HM)
Geoff Belz	Inside Linebacker	1987 (HM), 1988 (1st), 1989 (1st)
Kevin Brown	Defensive Back	1998 (2nd), 1999 (2nd)
Jon Bulkley	Running Back	1986 (HM), 1987 (HM)
Chris Cabot	Wide Receiver	1999 (2nd), 2000 (2nd), 2001 (2nd)
Terry Carter	Defensive Back	1985 (HM), 1986 (2nd), 1987 (1st)
Felix Catheline	Defensive Line	2000 (HM)
Tim Cline	Inside Linebacker	2001 (HM), 2002 (2nd), 2003 (1st), 2004 (1st)
Chris Craig	Defensive Back	2004 (1st)
Ryan Dansak	Offensive Line	1997 (HM), 1998 (2nd), 1999 (1st)
Wayne Davis	Offensive Line	1993 (2nd)
Rick Drushal	Offensive Line	2003 (2nd), 2004 (1st), 2005 (1st)
Seth Duerr	Inside Linebacker	1997 (1st), 1998 (1st), 1999 (1st), 2000 (1st)
Joe Dzuban	Defensive Line	1998 (HM)
Jeff Elser	Running Back	1997 (2nd)
Fred Evans	Offensive Line	1984 (HM)
Drew Fay	Defensive Line	2000 (HM), 2001 (2nd), 2002 (2nd)
Rick Fox	Wide Receiver	1993 (HM)
Trevor Garner	Tight End	1992 (HM)
Brandon Good	Wide Receiver	1996 (1st), 1997 (1st), 1998 (1st)
Jim Gordon	Defensive Back	1990 (HM)
Brian Grandison	Running Back	1988 (2nd), 1989 (1st), 1990 (HM), 1991 (1st)
Doug Grosel	Tight End	1984 (HM), 1985 (2nd)
Matt Haas	Defensive End	1994 (HM)
Charles Haggerty	Defensive Back	1986 (HM)
Nick Hajjar	Defensive Back	2000 (2nd), 2001 (1st), 2002 (1st), 2003 (1st)
Nick Hajjar	Return Specialist	2002 (1st), 2003 (2nd)
Tim Hallett	Defensive Line	1995 (2nd)
Kevin Harris	Offensive Line	1984 (2nd)
Tony Harris	Wide Receiver	1984 (HM), 1985 (2nd), 1986 (2nd), 1987 (1st)
Kevin Heintschel	Defensive Line	2000 (2nd)
Rob Hooper	Running Back	2002 (HM)
Brad Horst	Defensive Line	1997 (1st), 1998 (1st), 1999 (1st)
Kevin Howard	Defensive Back	1987 (HM)
Scott Izzo	Defensive Back	1988 (3rd)
Demar Jackson	Defensive Back	2001 (2nd)
Matt Jackson	Offensive Line	2003 (1st)
Steve Johnson	Tight End	1995 (2nd)
Brock Jones	Defensive End	1985 (1st), 1986 (1st), 1987 (2nd)
Scott Jones	Running Back	2002 (HM)
Tyrone Jones	Defensive Back	1987 (1st)
Rich Judd	Quarterback	1995 (HM), 1996 (HM), 1997 (2nd), 1998 (1st)
Joe Kearney	Defensive Line	2002 (2nd), 2003 (1st), 2004 (1st)
Brian Knight	Defensive Back	2003 (HM), 2004 (2nd)
Tom Kincaid	Running Back	1985 (HM)
Jesse Koski	Defensive Back	2004 (2nd)
Dana Kreeger	Defensive Back	1994 (HM)
Greg Lare	Inside Linebacker	1996 (2nd)
Ian Lauer	Outside Linebacker	1999 (1st)
Jason Legg	Defensive Line	1996 (2nd), 1997 (1st)
Craig Lombardi	Quarterback	1987 (2nd), 1988 (HM)
Matt Mahaffey	Punter	1997 (1st), 1998 (1st), 1999 (1st)
John Marcinek	Inside Linebacker	1991 (HM), 1992 (2nd)
Shawn Marks	Outside Linebacker	1998 (2nd), 1999 (2nd)
Brent Marty	Punter	1995 (1st)
Seth Mastrine	Defensive Back	1999 (1st), 2000 (1st)
Seth Mastrine	Return Specialist	1997 (2nd), 1999 (2nd), 2000 (2nd)
Don Mathews	Quarterback	1986 (HM)
Kelly McFarland	Tight End	1997 (2nd), 1999 (2nd)
Pat McKenna	Offensive Line	1988 (2nd), 1989 (2nd)
Scott McManamon	Linebacker	2002 (HM)
Richie McNally	Placekicker	2002 (2nd), 2003 (1st), 2004 (1st)

Name	Position	Year (Honor)
Richie McNally	Wide Receiver	2004 (2nd)
Andy Mizak	Defensive End	2004 (2nd)
Mike Murray	Defensive Back	1997 (1st), 1998 (2nd)
Jason Nappier	Offensive Line	1996 (2nd), 1997 (2nd), 1998 (HM)
Andy Nicholson	Tight End	1988 (3rd)
Mike Noble	Linebacker	1997 (1st)
Kim Patton	Linebacker	1984 (HM)
E.C. Pelaia	Offensive Line	1988 (3rd)
Greg Peltz	Tight End	2005 (HM)
Karl Penn	Outside Linebacker	1986 (HM), 1987 (1st as DE), 1989 (HM)
Chad Peterman	Offensive Line	1997 (1st), 1998 (1st), 1999 (1st)
Scott Powell	Punter	1987 (1st), 1988 (2nd), 1989 (2nd)
Jeff Price	Linebacker	1986 (HM), 1988 (HM)
Phil Puryear	Wide Receiver	1988 (3rd), 1989 (HM), 1990 (2nd)
Ed Ralls	Offensive Line	2000 (2nd)
Matt Ralls	Tight End	2002 (2nd), 2003 (2nd)
John Ramsier	Quarterback	1992 (HM)
Reggie Ray	Wide Receiver	1997 (HM), 1998 (2nd), 1999 (1st)
Frank Reutter	Offensive Line	1997 (2nd)
Kevin Rooker	Defensive Back	2002 (2nd), 2003 (1st)
Scott Ross	Placekicker	1987 (2nd)
Vic Rowcliffe	Quarterback	1991 (HM)
Kevin Ryan	Defensive End	1993 (HM)
Howie Ryder	Defensive Line	1985 (HM)
Paul Savage	Offensive Line	1986 (2nd)
Justin Schafer	Quarterback	2003 (HM), 2004 (2nd)
Will Schober	Running Back	1999 (HM)
Tim Scott	Punter	1984 (2nd)
Darryl Simmons	Wide Receiver	2001 (HM)
Jay Simonds	Punter	1986 (2nd)
Sly Slaughter	Defensive Back	1995 (1st), 1996 (1st)
Justin Sloan	Offensive Line	2003 (2nd), 2004 (1st)
Tim Slovensky	Wide Receiver	2004 (HM)
Andre Smith	Outside Linebacker	2004 (2nd), 2005 (HM)
Kirk Smith	Defensive End	1986 (2nd)
Dennis Solensky	Defensive Line	1988 (HM)
Jon Spragg	Offensive Line	2001 (2nd), 2002 (1st)
Jeff Spraggins	Quarterback	2002 (HM)
Rick Stern	Running Back	1985 (HM)
Chad Stuckey	Offensive Line	1995 (HM)
Tony Sutton	Return Specialist	2004 (1st)
Tony Sutton	Running Back	2002 (1st), 2003 (1st), 2004 (1st)
Shaun Swearingen	Wide Receiver	2005 (HM)
Bobby Vega	Outside Linebacker	2003 (HM), 2004 (1st)
Mike Vyrostek	Tight End	2004 (HM)
Jim Wallace	Offensive Line	2002 (2nd), 2004 (2nd)
Brock Wanless	Running Back	1998 (2nd)
Evan Watson	Defensive End	2004 (HM), 2005 (1st)
Mike Woltman	Tight End	1986 (HM), 1987 (1st)
Jeremi Woodruff	Offensive Line	1998 (2nd)
Steve Young	Defensive Back	1988 (2nd)
Rocky Zazzaro	Offensive Line	1986 (2nd)
Dave Zink	Offensive Line	1990 (2nd)
Joe Zombek	Placekicker	1999 (1st)

Mike Gregory Award (since 1984)
 NCAC Offensive Player of the Year
 Brian Grandison --- Tailback --- 1991
 Tony Sutton --- Tailback --- 2003, 2004

Hank Critchfield Award (since 1984)
 NCAC Defensive Player of the Year
 Seth Duerr --- Linebacker --- 1999, 2000
 Joe Kearney --- Defensive Line --- 2004

NCAC Coach of the Year (since 1984)
 Jim Barnes --- 1997
 Mike Schmitz --- 2004

NCAC Newcomer of the Year (since 1995)
 Dustin Sheppard --- Running Back --- 2005
 Tony Sutton --- Running Back --- 2002
 Brock Wanless --- Running Back --- 1996

ALL-TIME HONORS

All-Ohio Athletic Conference Team (1959-83)

Name	Position	Year (Honor)
George Bare	Linebacker	1964 (1st), 1965 (2nd)
Mike Barrett	Defensive Line	1982 (HM)
Mike Berg	Linebacker	1983 (1st)
John Bohannon	Defensive Back	1973 (2nd), 1974 (1st)
Bob Buchanon	Defensive Back	1972 (2nd)
Matt Call	Linebacker	1979 (HM), 1980 (HM)
Steve Clifton	Offensive Line	1971 (2nd)
Paul Cockran	Offensive Line	1981 (HM), 1982 (1st)
Jerry Collins	Defensive Back	1960 (2nd), 1961 (1st)
Pat Collins	Wide Receiver	1981 (1st)
Ned Compton	Wide Receiver	1974 (1st)
Bob Cyders	Offensive Line	1972 (1st)
Jim DeRose	Running Back	1970 (2nd)
Quinten Dillon	Running Back	1973 (2nd)
Rod Dingle	Running Back	1964 (2nd), 1965 (1st)
Jeff Durbin	Defensive End	1972 (HM), 1973 (HM)
Oney Fitzpatrick	Linebacker	1979 (1st)
Dale Fortner	Defensive Back	1979 (1st), 1980 (1st), 1981 (1st)
Dave Foy	Linebacker	1973 (2nd)
Jim Gerard	Wide Receiver	1975 (HM)
Mike Gordon	Running Back	1966 (HM)
Doug Greenleaf	Defensive Back	1978 (HM)
Russ Harpring	Offensive Line	1977 (1st)
Bill Harris	Defensive Line	1970 (2nd), 1971 (HM)
Dale Hostenske	Defensive Line	1971 (HM), 1972 (2nd)
Tim Jackson	Wide Receiver	1980 (1st)
Dave Jones	Running Back	1983 (1st)
Dennis Keyes	Offensive Line	1968 (2nd)
Rick Koeth	Tight End	1974 (HM), 1975 (1st)
Tom Krivos	Defensive Line	1969 (2nd), 1970 (1st), 1971 (1st)
Morris Laatsch	Offensive Line	1968 (HM)
Rick Leone	Running Back	1979 (HM), 1980 (1st)
Phil Lucchese	Quarterback	1983 (HM)
Bob Macoritti	Placekicker	1971 (1st)
Bill Magaw	Linebacker	1976 (HM)
Ron Maltarich	Linebacker	1969 (2nd), 1970 (1st)
Jim McCauley	Linebacker	1980 (HM)
Rob McCoy	Linebacker	1977 (HM), 1978 (HM)
Steve McClellan	Running Back	1959 (1st), 1960 (1st)
Blake Moore	Offensive Line	1977 (1st), 1978 (1st), 1979 (1st)
Pete Moore	Punter	1977 (HM)
Bob Morehouse	Linebacker	1972 (2nd)
Tom Nelson	Linebacker	1982 (HM), 1983 (1st)
Joe Neroni	Defensive Back	1980 (1st)
Jeff Nye	Defensive Line	1965 (2nd)
Russ Oechsle	Offensive Line	1972 (HM)
Brian Perry	Offensive Line	1981 (HM)
Dave Poetter	Defensive Back	1970 (HM)
Greg Potter	Defensive Back	1983 (1st)
Rick Quayle	Defensive Back	1969 (2nd), 1970 (2nd), 1971 (2nd)
Bob Rogers	Running Back	1974 (HM)
Denny Salettel	Offensive Line	1970 (2nd)
Rick Schutte	Tight End	1976 (1st)
Bob Secor	Defensive End	1980 (1st)
Mark Seker	Defensive Back	1976 (1st)
Stu Sheard	Defensive Back	1975 (HM), 1976 (HM), 1977 (1st)
Ron Showalter	Tight End	1970 (HM)
Eric Showes	Defensive End	1977 (1st), 1978 (1st)
Bruce Smith	Defensive End	1973 (HM)
Keith Sulzer	Defensive End	1982 (1st)
Rick Sulzer	Offensive Line	1978 (1st)
Bill Thombs	Offensive Line	1960 (2nd)
Jim Turner	Running Back	1961 (1st), 1962 (HM)
Bruce Vandersall	Defensive Back	1964 (1st)
Jim Webb	Offensive Line	1983 (HM)
Jack Weisensell	Offensive Line	1980 (1st)
Duane White	Defensive Line	1967 (1st)
Reggie Williams	Linebacker	1960 (2nd)
Art Wilson	Running Back	1967 (HM)
Lu Wims	Defensive End	1959 (1st), 1960 (1st)
Jeff Wise	Running Back	1971 (HM)
Duane White	Defensive Line	1968 (HM)
Ron Wright	Quarterback	1982 (1st)

Mike Gregory Award (1956-83)
 OAC Offensive Player of the Year given to top lineman and top back each year
 Rod Dingle — Halfback — 1965
 Tom Dingle — Halfback — 1957
 Blake Moore — Center — 1978, 1979

Hank Critchfield Award (1971-83)
 OAC Defensive Player of the Year given to top lineman and top back each year
 Joe Neroni — Cornerback — 1980

Football Players in “W” Association Hall of Fame

L. C. Boles	(Coach)	Harry V. Eicher	1943
Charles E. McDermott	(Mgr.)	William G. Shinn	1943
Kinley McMillan	(Coach)	Richard W. Sproull	1943
Carl B. Munson	(Coach)	Roger W. Stoneburner	1944
Philip L. Shipe	(Coach)	Donald B. Swegan	1947
L. W. St. John	(Coach)	Myndret C. Busack	1949
A. Worth Collins		James E. Kennedy	1949
Harold P. Collins		Earl B. Shaw	1950
Harry S. Manchester		A. Price Daw	1951
Benjamin A. Roderick		Al Van Wie (Coach)	1952
Art Murray		James R. Ewers	1954
Allen W. Snyder		John Siskowic	1954
Herbert H. Stiffler		William E. Stoner	1955
Homer I. Hess		Richard C. Jacobs	1956
Wallace C. Walker		Ted Hole	1956
John M. Swigart		N. Richard Stefanek	1956
Stanley R. Welty		Thomas A. Justice	1957
Olin J. Gabriel		Gerald Smith	1957
Lewis Manly		Thomas G. Dingle	1959
G. Donald Starn		Donald B. Register	1959
Clarence D. Junkin		James L. Dennison	1960
Henry B. Critchfield		Robert M. Whitaker	1960
Wayne C. Blough		Stephen D. McClellan	1961
Myles E. Beeler		William N. Thombs	1961
Paul H. Snyder		Lu D. Wims	1961
Ralph A. Young		Gerald L. Collins	1962
Allan S. McConihe		James E. Turner	1963
Raymond H. Miller		C. Reginald Williams	1963
Clifford A. Nelson		Bruce Vandersall	1965
M. Donald Walklet		Phillip A. Cotterman	1966
Harold E. Pryor		Rodney Dingle	1966
Robert M. Sekerak		George W. Bare	1967
J. Herbert Foley		Ron Maltarich	1971
Edwin G. Smith		David M. Poetter	1971
Robert L. Taliaferro		Thomas W. Krivos	1972
John A. Gotshall		Rickey W. Sollmann	1972
Arthur E. Pomeroy		Robert L. Macoritti	1973
William E. Cunahan		Ned J. Compton	1975
David C. Henderson		Eric Showes	1979
Richard T. Gernert		E. Blake Moore	1980
Harry A. Ditch		Dale Fortner	1982
Karl K. Kate		Brian Grandison	1992

Did You Know?

When Wooster switched leagues in the early 1980s, Tom Dingle stood as the second all-time leading rusher (3,912 yards) in OAC history, and also ranked third and fourth, respectively, in career scoring (293 points) and career touchdowns (45).

HISTORY OF FIGHTING SCOT FOOTBALL

College football certainly has changed a lot since The College of Wooster's fourth-ever game, when the Fighting Scots routed Ohio State 64-0 in 1890. That was one of seven contests Wooster played in its first two seasons and all seven resulted in victory for the Scots, starting with a 48-0 shutout of Denison in 1889.

However, football and all other athletic programs at the College came to a halt the next year, when President Scovel banned intercollegiate sports from campus due to his opinion that they created an unruly and often profane atmosphere.

When varsity teams were finally re-instituted in 1901, Wooster had lost some of its momentum from the previous decade. The Scot gridders lost three of their four games that fall and saw only three winning seasons over the next 14 years.

Wooster got back on track in 1916 and rapidly became one of the nation's top teams under the direction of legendary head coach L.C. Boles. In fact, between 1916 and 1927, the Scots had their greatest success in school history, as Boles guided Wooster to 12-straight winning seasons and three Ohio Athletic Conference championships — 1919 (8-0), 1920 (8-0), and 1923 (8-0).

Boles, who also led Wooster to an OAC title in 1934 (8-0), continued to coach until 1939, when

he gave way to John Swigart, but not before he had compiled an all-time record of 134-50-19. Today, Boles still stands as the Scots' winningest and longest tenured (24 years) coach.

Swigart coached during the time period of World War II, registering a mark of 27-36 between 1940 and 1948, highlighted by a 6-3 season in 1942.

Then, in 1949, a new winning era began when Phil Shipe took over the reins as head coach. Shipe began a 17-year run that would end with him being second only to Boles in career victories, as he coached Wooster to a mark of 84-61-6. The Scots' best year under Shipe's administration came in 1959 when Wooster went 7-1-1 and shared the OAC crown with Heidelberg.

Jack Lengyel succeeded the legendary Shipe, who now has a walkway on campus named in his honor. Lengyel spent five years as the head coach at Wooster and directed the team to a total of three winning seasons, including an 8-1 mark and share of the 1970 OAC regular season championship.

After a solid 6-2 record in 1971, the Scots struggled to a combined mark of 14-28 over the next five years before Tom Hollman took over and recorded four consecutive winning seasons

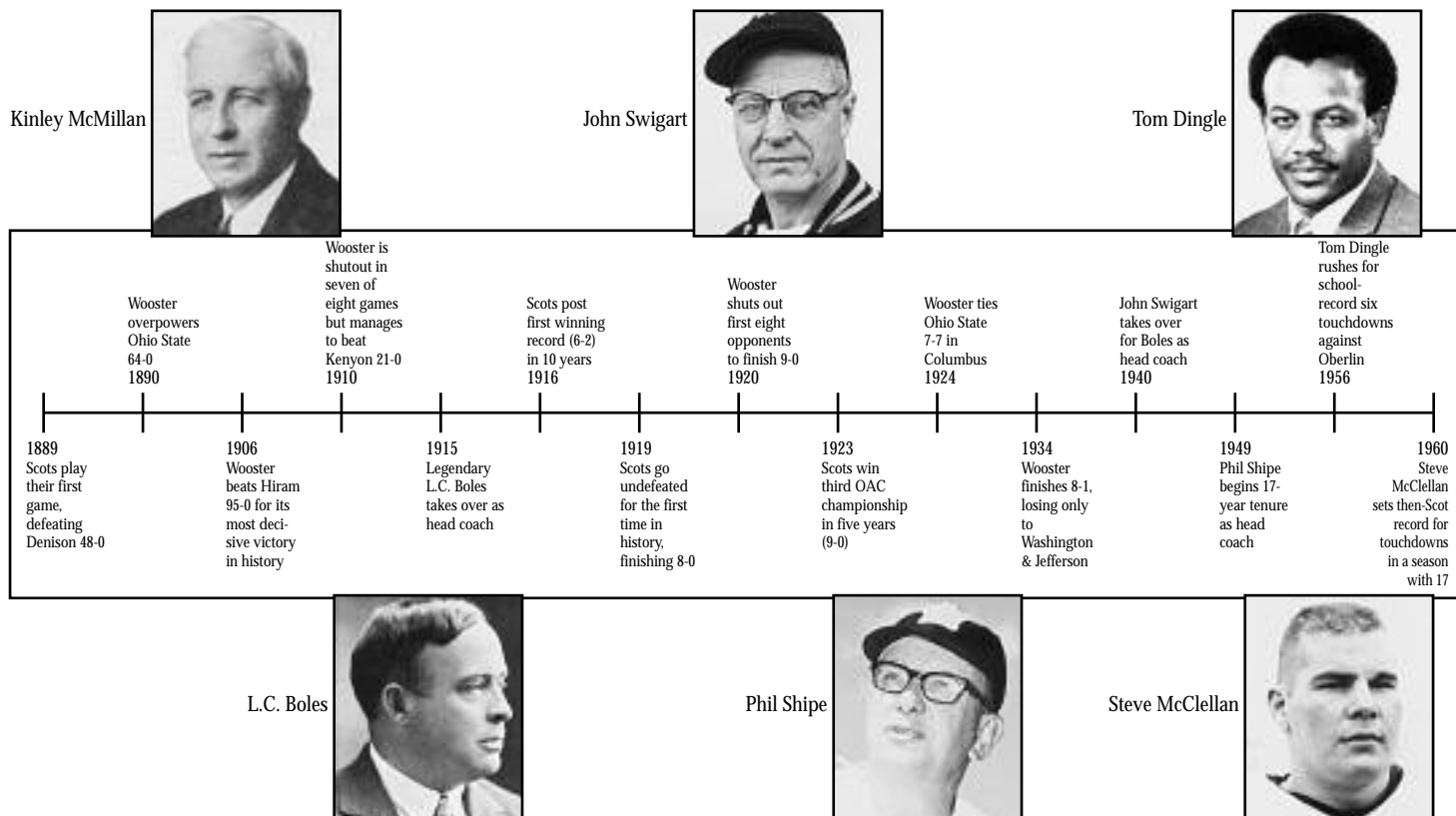
from 1977-80. In his final year, the Scots came close to a perfect season, tying Denison (14-14) and dropping heartbreakers to Wittenberg (9-7) and Capital (13-0).

After Hollman left, the program struggled for its longest period of time. Wooster recorded just two winning seasons from 1981-94, while making the transition to the newly-formed North Coast Athletic Conference in 1984. In fact, the Scots won a mere 27 percent of their games during that stretch before Jim Barnes and Mike Schmitz arrived on campus as head coach and offensive coordinator, respectively, and kick-started the program.

They inherited a team that had finished 1-9 in 1994, but quickly brought respectability back by guiding the Scots to a 5-5 record in 1995. The following year Wooster compiled a 7-3 mark — its best in 25 years.

In 1997, the Scots finished with a 9-1 record — their best since 1923 — and a share of their first NCAC title. Prior to leaving to be the head coach at his alma mater, Barnes guided Wooster to matching 8-2 marks in 1998 and 1999 — the 100th and 101st seasons of football at Wooster.

Schmitz was the easy choice to take over at the helm of the program, and the Scots' 21st head



HISTORY OF FIGHTING SCOT FOOTBALL

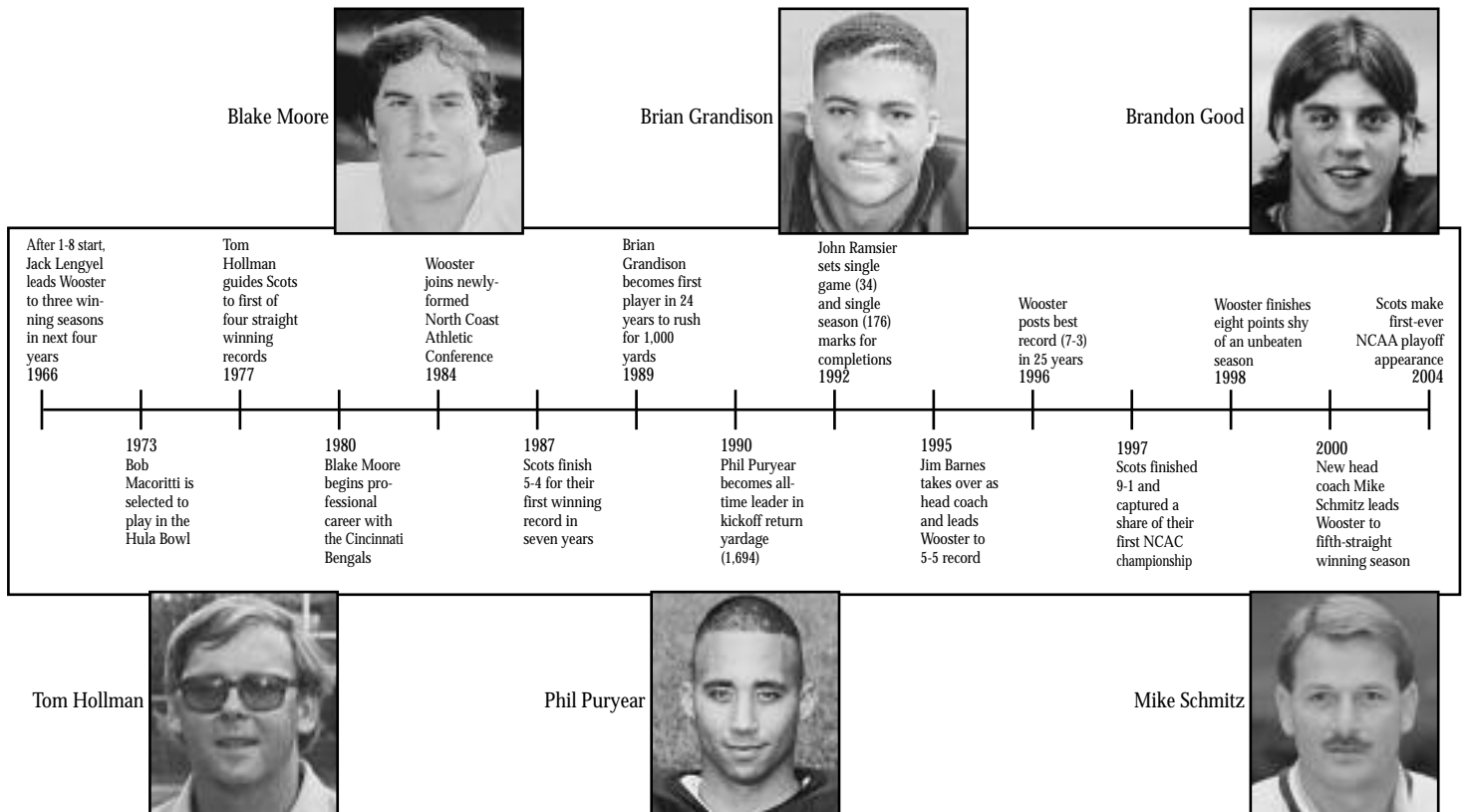
football coach has continued the program's recent resurgence. Adding in his 42-20 record as head coach, Wooster has gone 79-33 during Schmitz's entire tenure, marking the second-most winningest stretch in school history.

Throughout the years, there have been a number of outstanding players to don the Black and Old Gold for the aforementioned coaches. In fact, there are 77 football players — more than any other sport — as well as five gridiron coaches in the "W" Association Hall of Fame.

Former Wooster greats to put on the pads include Blake Moore, who went on to play professionally for the Cincinnati Bengals and Green Bay Packers; Bob Macoritti, who made a field goal in the Hula Bowl before going on to a productive career in the Canadian Football League; John Ramsier, who owns the single-game record for pass completions (34) and the single-season mark for passing yards (2036); Brandon Good, who owns nearly every Scot reception record; Seth Duerr, a three-time All-American at linebacker and the school's career leader in tackles (432); and Tony Sutton, who broke four NCAA Div. III national records, including rushing yards per game (187.1).



The original Wooster football team defeated Denison twice in 1889, winning by scores of 48-0 and 50-0.



ALL-TIME COACHING RECORDS

Season-By-Season Results

YEAR	W-L-T	COACH	YEAR	W-L-T	COACH
2005	6-4	Mike Schmitz	1952	7-1-1	Phil Shipe
2004	11-1	Mike Schmitz	1951	6-3-0	Phil Shipe
2003	7-3	Mike Schmitz	1950	1-6-1	Phil Shipe
2002	8-2	Mike Schmitz	1949	5-3-1	Phil Shipe
2001	4-6	Mike Schmitz	1948	3-6-1	John Swigart
2000	6-4	Mike Schmitz	1947	4-5-0	John Swigart
1999	8-2	Jim Barnes	1946	2-4-2	John Swigart
1998	8-2	Jim Barnes	1945	0-6-0	John Swigart
1997	9-1	Jim Barnes	1944	1-3-1	John Swigart
1996	7-3	Jim Barnes	1943	2-5-0	John Swigart
1995	5-5-0	Jim Barnes	1942	6-3-0	John Swigart
1994	1-9-0	Bob Tucker	1941	5-1-1	John Swigart
1993	2-7-0	Bob Tucker	1940	4-3-1	John Swigart
1992	3-6-1	Bob Tucker	1939	2-6-0	L. C. Boles
1991	3-7-0	Bob Tucker	1938	5-0-3	L. C. Boles
1990	3-7-0	Bob Tucker	1937	6-2-0	L. C. Boles
1989	4-6-0	Bob Tucker	1936	3-6-0	L. C. Boles
1988	1-9-0	Bob Tucker	1935	3-4-2	L. C. Boles
1987	5-4-0	Bob Tucker	1934	8-1-0	L. C. Boles
1986	4-5-0	Bob Tucker	1933	7-1-1	L. C. Boles
1985	3-6-0	Bob Tucker	1932	5-1-2	L. C. Boles
1984	0-9-0	Jim Kapp	1931	4-5-0	L. C. Boles
1983	3-6-0	Jim Kapp	1930	5-3-1	L. C. Boles
1982	1-8-0	Jim Kapp	1929	5-2-1	L. C. Boles
1981	4-5-0	Jim Kapp	1928	2-4-2	L. C. Boles
1980	6-2-1	Tom Hollman	1927	6-2-0	L. C. Boles
1979	6-3-0	Tom Hollman	1926	6-2-0	Art Murray
1978	6-3-0	Tom Hollman	1925	6-2-0	L. C. Boles
1977	6-3-0	Tom Hollman	1924	6-2-2	L. C. Boles
1976	4-5-0	Don Hunsinger	1923	9-0-0	L. C. Boles
1975	1-8-0	Don Hunsinger	1922	8-1-0	L. C. Boles
1974	2-6-0	Pat O'Brien	1921	6-2-0	L. C. Boles
1973	5-3-0	Pat O'Brien	1920	9-0-0	L. C. Boles
1972	2-6-0	Pat O'Brien	1919	8-0-0	L. C. Boles
1971	6-2-0	Pat O'Brien	1918	6-1-0	L. C. Boles
1970	8-1-0	Jack Lengyel	1917	6-0-3	L. C. Boles
1969	3-6-0	Jack Lengyel	1916	6-2-0	L. C. Boles
1968	6-3-0	Jack Lengyel	1915	3-3-2	L. C. Boles
1967	6-3-0	Jack Lengyel	1914	2-6-0	A. Cunningham
1966	1-8-0	Jack Lengyel	1913	2-3-2	C. C. Childs
1965	4-5-0	Phil Shipe	1912	1-4-1	H. B. Lloyd
1964	5-4-0	Phil Shipe	1911	0-6-0	H. B. Lloyd
1963	1-8-0	Phil Shipe	1910	1-6-1	W. E. Johnston
1962	4-4-1	Phil Shipe	1909	1-6-0	W. E. Johnston
1961	6-3-0	Phil Shipe	1908	3-5-0	Frank Longman
1960	6-3-0	Phil Shipe	1907	2-5-1	Ernest Skeel
1959	7-1-1	Phil Shipe	1906	5-1-2	Ernest Skeel
1958	6-3-0	Phil Shipe	1905	7-3-0	L. W. St. John
1957	3-6-0	Phil Shipe	1904	1-5-0	L. W. St. John
1956	5-3-1	Phil Shipe	1903	3-5-0	L. W. St. John
1955	7-2-0	Phil Shipe	1902	3-1-2	L. W. St. John
1954	6-3-0	Phil Shipe	1901	1-3-0	E. Sedgewick
1953	5-3-0	Phil Shipe	1899	5-0-0	Kinley McMillan
			1889	2-0-0	Kinley McMillan

Coaches' Records

COACH	YRS.	W-L-T	PCT.
L.C. Boles	24	134-50-19	.707
Phil Shipe	17	84-61-6	.576
Mike Schmitz	6	42-20-0	.677
Jim Barnes	5	37-13-0	.740
Bob Tucker	10	29-66-1	.307
John Swigart	9	27-36-6	.435
Tom Hollman	4	24-11-1	.681
Jack Lengyel	5	24-21-0	.533
Pat O'Brien	4	15-17-0	.469
L.W. St. John	4	14-14-2	.500
Jim Kapp	4	8-28-0	.222
Ernest Skeel	2	7-6-3	.531
Kinley McMillan	2	7-0-0	1.000
Art Murray	1	6-2-0	.750
Don Hunsinger	2	5-13-0	.278
Frank Longman	1	3-5-0	.375
C.C. Childs	1	2-3-2	.429
A. Cunningham	1	2-6-0	.250
W.E. Johnston	2	2-12-1	.167
E. Sedgewick	1	1-3-0	.250
H.R. Lloyd	2	1-10-1	.125
TOTALS	107	474-397-42	.542



Jim Barnes



Phil Shipe



L.C. Boles



Bob Tucker

ALL-TIME SERIES RECORDS

Opponent	W	L	T	Streak
Adelbert	1	0	0	W-1
Adrian	2	2	0	L-2
Akron	24	20	3	L-7
Albion	4	6	0	L-4
Allegheny	12	16	0	W-2
Alma	0	2	0	L-2
Ashland	20	9	2	L-6
Aurora	1	0	0	W-1
Baldwin-Wallace	8	9	1	L-7
Ball State	0	1	0	L-1
Bethany (W. Va.)	2	0	0	W-2
Bluffton	1	0	0	W-1
Bowling Green	0	1	1	T-1
Canisius	1	0	0	W-1
Capital	7	13	1	L-4
Carnegie Mellon	4	3	0	L-2
Carthage	0	1	0	L-1
Case Western Reserve	12	6	0	W-9
Centre	2	1	0	W-1
Cincinnati	3	0	0	W-3
Defiance	0	2	0	L-2
Denison	36	33	7	W-7
DePauw	1	1	0	W-1
Dickinson	1	0	0	W-1
Earlham	10	2	0	W-7
Findlay	0	2	0	L-2
Gettysburg	0	1	0	L-1
Grove City	8	1	0	W-8
Heidelberg	16	10	1	W-1
Hiram	30	4	0	W-4
Hobart	1	1	0	L-1
Hope	2	0	0	W-2
John Carroll	5	4	0	W-3
Kalamazoo	4	6	0	L-1
Kent State	2	1	0	L-1
Kenyon	43	22	3	L-1
MacMurray	1	0	0	W-1
Manchester	1	0	0	W-1
Marietta	3	4	0	L-1
Miami (Ohio)	2	2	1	L-1
Mt. Union	38	30	4	L-2
Muskingum	15	29	5	W-2
Navy	0	1	0	L-1
Oberlin	61	22	2	W-2
Ohio Northern	8	4	0	L-1
Ohio State	2	4	2	L-1
Ohio University	2	2	0	W-2
Ohio Wesleyan	23	27	0	L-1
Otterbein	9	6	1	L-1
Pittsburgh	0	1	0	L-1
Rochester	0	2	0	L-2
Rutgers	0	1	0	L-1
St. Lawrence	1	0	0	W-1
Scio	1	0	0	W-1
Swarthmore	1	0	0	W-1
Toledo	1	0	0	W-1
Trinity (Texas)	0	2	0	L-2
Ursinus	0	2	0	L-2
Wabash	2	8	0	L-1
Washington & Jefferson	2	5	1	L-2
Waynesburg	1	0	0	W-1
West Liberty	1	0	0	W-1
West Virginia	0	1	0	L-1
Western Michigan	0	2	0	L-2
Wilmington	1	1	0	L-1
Wittenberg	11	28	1	L-1
Wright State	2	0	0	W-2

First Meeting	Result	Last Meeting	Result
1890	W, 50-0	1890	W, 50-0
1978	W, 28-7	1983	L, 7-34
1902	W, 56-0	1966	L, 0-26
1958	W, 38-14	1989	L, 7-14
1905	W, 38-16	2005	W, 37-34
1988	L, 22-25	1989	L, 14-25
1922	W, 7-0	1970	L, 0-35
2004	W, 41-34	2004	W, 41-34
1903	W, 33-0	1983	L, 16-35
1958	L, 6-14	1958	L, 6-14
2002	W, 38-28	2003	W, 69-7
1931	W, 12-0	1931	W, 12-0
1940	L, 14-26	1941	T, 14-14
1976	W, 15-14	1976	W, 15-14
1945	L, 0-28	1983	L, 0-28
1908	W, 13-6	1991	L, 14-55
2004	L, 7-14	2004	L, 7-14
1984	L, 14-21	2005	W, 38-21
1971	W, 27-17	1997	W, 31-10
1916	W, 20-0	1924	W, 32-0
1967	L, 7-9	1992	L, 0-62
1889	W, 48-0	2003	W, 59-3
1975	L, 8-28	1977	W, 31-0
1954	W, 33-12	1954	W, 33-12
1990	W, 44-29	2003	W, 52-24
1946	L, 6-27	1947	L, 6-19
1940	L, 0-6	1940	L, 0-6
1988	L, 14-19	2004	W, 28-13
1901	L, 5-15	1983	W, 34-0
1906	W, 95-0	2005	W, 59-17
1962	W, 49-15	1963	L, 0-14
2002	W, 14-9	2003	W, 45-36
1937	L, 13-20	1987	W, 14-13
1949	W, 26-20	2001	L, 37-39
1937	W, 15-6	1948	L, 0-39
1890	W, 30-0	2005	L, 21-24
2005	W, 37-0	2005	W, 37-0
1940	W, 13-6	1940	W, 13-6
1962	W, 52-0	1984	L, 12-15
1916	L, 6-10	1943	L, 6-20
1901	W, 12-5	1991	L, 8-24
1916	W, 47-0	2005	W, 13-10
1931	L, 6-19	1931	L, 6-19
1903	L, 0-30	2005	W, 20-19
1918	W, 40-0	1981	L, 0-7
1890	W, 64-0	1925	L, 0-17
1913	L, 6-7	1917	W, 20-0
1901	L, 0-28	2005	L, 7-21
1902	T, 6-6	1981	L, 13-14
1907	L, 0-50	1907	L, 0-50
1986	L, 3-16	1987	L, 7-16
1939	L, 0-20	1939	L, 0-20
1959	W, 41-20	1959	W, 41-20
1905	W, 29-0	1905	W, 29-0
1968	W, 37-0	1968	W, 37-0
1920	W, 36-0	1920	W, 36-0
1994	L, 0-31	1995	L, 0-33
2000	L, 7-31	2001	L, 14-53
1944	L, 0-27	2005	L, 10-44
1890	W, 6-4	1985	L, 6-40
1955	W, 27-12	1955	W, 27-12
1930	W, 13-0	1930	W, 13-0
1948	L, 6-34	1948	L, 6-34
1944	L, 0-27	1945	L, 0-66
1992	W, 30-20	1993	L, 19-41
1912	W, 12-0	2005	L, 0-45
1942	W, 24-13	1943	W, 21-3



Legendary coach L. C. Boles instructs Charles 'Mose' Layport '26 during a practice session.



Center Hank Critchfield '27 earned All-Ohio honors and was inducted into the "W" Association Athletic Hall of Fame in 1971.



Dutch Pfeiffer '26, Rusty Hull '26 and Olin 'Gabe' Gabriel '25 line up for picture day.

Bold indicates 2006 opponent

GAME-BY-GAME RESULTS

1889 (2-0)

Coach - Kinley McMillan

D9 DENISON -----W, 48-0
at Denison -----W, 50-0

1890 (5-0)

Coach - Kinley McMillan

Denison -----W, 58-0
Ohio State -----W, 64-0
Kenyon -----W, 30-0
Adelbert -----W, 50-0
Washington & Jefferson --W, 6-4

No team from 1891-1900 due to campus ban of intercollegiate sports

1901 (1-3)

Coach - E. Sedgewick

O5 Ohio Wesleyan -----L, 0-28
O26 Heidelberg -----L, 5-15
N2 Denison -----L, 0-12
N9 Mt. Union -----W, 12-5

1902 (3-1-2, 0-1 OAC)

Coach - L.W. St. John

O10 Heidelberg -----W, 17-0
O18 Reserve* -----L, 6-18
N1 Mt. Union -----W, 28-0
N8 Buchtel -----W, 56-0
N15 Denison -----T, 6-6
N22 Otterbein -----T, 6-6

1903 (3-5, 1-3 OAC)

Coach - L.W. St. John

O10 at Oberlin* -----L, 0-30
O17 at Reserve* -----L, 0-17
O23 at Heidelberg -----W, 22-0
O24 BERA -----W, 33-0
O31 at Otterbein -----L, 11-12
N7 DENISON -----L, 6-17
N14 at Kenyon* -----W, 11-10
N21 CASE* -----L, 0-40

1904 (1-5, 0-4 OAC)

Coach - L.W. St. John

Oberlin* -----L, 0-6
Case* -----L, 0-22
Reserve* -----L, 5-15
Denison -----L, 0-23
Mt. Union -----W, 76-0
Kenyon* -----L, 5-23

1905 (7-3, 2-3 OAC)

Coach - L.W. St. John

S23 Case* -----L, 4-11
O7 Mt. Union -----W, 17-0
O11 Baldwin-Wallace -----W, 56-0
O14 Scio -----W, 29-0
O21 Oberlin* -----W, 10-5
O28 Ohio Wesleyan* -----W, 18-11
N4 Otterbein -----W, 5-0
N11 Reserve* -----L, 0-19
N18 Allegheny -----W, 38-16
N25 Ohio State* -----L, 0-15

1906 (5-1-2, 2-1-2 OAC)

Coach - Ernest Skeel

O6 Denison -----W, 15-0
O13 Case* -----T, 0-0
O20 Reserve* -----T, 0-0
O27 Ohio Wesleyan* -----W, 2-0
N3 Hiram -----W, 95-0
N10 Oberlin* -----W, 13-0
N17 Heidelberg -----W, 23-0
N24 Ohio State* -----L, 0-12

1907 (2-5-1, 1-4-1 OAC)

Coach - Ernest Skeel

Baldwin-Wallace -----W, 28-5
Reserve* -----L, 0-29
Ohio Wesleyan* -----W, 12-5
Ohio State* -----T, 6-6
Kenyon* -----L, 0-5
Case* -----L, 0-11
Oberlin* -----L, 10-28
Pittsburgh -----L, 0-50

1908 (3-5, 1-5 OAC)

Coach - Frank Longman

Buchtel -----W, 16-0
Ohio State* -----W, 8-0
Reserve* -----L, 4-16
Ohio Wesleyan* -----L, 6-22
Case* -----L, 0-47
Carnegie Tech -----W, 13-6
Kenyon* -----L, 5-18
Denison* -----L, 0-24

1909 (1-6, 1-5 OAC)

Coach - W.E. Johnston

Mt. Union -----L, 11-12
Ohio State* -----L, 0-74
Heidelberg* -----W, 29-0
Case* -----L, 5-21
Ohio Wesleyan* -----L, 0-17
Denison* -----L, 6-23
Kenyon* -----L, 0-5

1910 (1-6-1, 1-4-1 OAC)

Coach - W.E. Johnston

Reserve* -----L, 0-15
Buchtel -----L, 0-31
Oberlin* -----L, 0-20
Case* -----L, 0-15
Kenyon* -----W, 21-0
Mt. Union -----L, 0-11
Denison* -----T, 0-0
Ohio Wesleyan* -----L, 0-29

1911 (0-6, 0-3 OAC)

Coach - H.B. Lloyd

O7 Denison* -----L, 5-6
O14 HEIDELBERG -----L, 0-6
O28 Hiram -----L, 0-6
N4 Mt. Union -----L, 0-29
N11 OBERLIN* -----L, 0-20
N25 at Case* -----L, 0-6

1912 (1-4-1, 1-4-1 OAC)

Coach - H.B. Lloyd

Case* -----L, 0-12
Denison* -----T, 3-3
Oberlin* -----L, 6-27
Ohio Wesleyan* -----L, 7-20
Wittenberg* -----W, 12-0
Kenyon* -----L, 7-23

1913 (2-3-2, 1-3-1 OAC)

Coach - C.C. Childs

Ohio Wesleyan* -----L, 0-6
Case* -----L, 7-21
Mt. Union -----T, 0-0
Heidelberg -----W, 9-7
Kenyon* -----T, 7-7
Wittenberg* -----W, 12-0
Ohio University* -----L, 6-7

1914 (2-6, 2-5 OAC)

Coach - A. Cunningham

Akron -----L, 0-13
Oberlin* -----L, 6-22
Case* -----L, 0-38
Kenyon* -----W, 13-0
Ohio University* -----L, 6-31
Ohio Wesleyan* -----L, 6-54
Wittenberg* -----W, 13-10
Mt. Union* -----L, 3-70

1915 (3-3-2, 3-1-2 OAC)

Coach - L.C. Boles

Heidelberg -----L, 6-13
Oberlin* -----L, 0-49
Otterbein -----L, 0-6
Wittenberg* -----T, 12-12
Akron* -----W, 21-7
Kenyon* -----W, 12-7
Case* -----T, 0-0
Ohio Wesleyan* -----W, 21-7

1916 (6-2, 5-2 OAC)

Coach - L.C. Boles

Kenyon* -----W, 10-0
Akron* -----W, 29-7
Miami (Ohio)* -----L, 6-10
Wittenberg* -----W, 35-0
Case* -----L, 0-27
Cincinnati* -----W, 20-0
Ohio University* -----W, 9-0
Muskingum -----W, 47-0

1917 (6-0-3, 4-0-3 OAC)

Coach - L.C. Boles

Kenyon* -----T, 0-0
Reserve* -----T, 0-0
Ohio University* -----W, 20-0
Akron* -----W, 7-6
Baldwin-Wallace -----W, 37-0
Case* -----W, 27-0
Miami (Ohio)* -----T, 0-0
Otterbein -----W, 19-0
Mt. Union* -----W, 9-0

1918 (6-1, 5-1 OAC)

Coach - L.C. Boles

Heidelberg -----W, 7-0
Ohio Northern* -----W, 40-0
Case* -----L, 6-7
Kenyon* -----W, 9-0
Akron* -----W, 26-0
Baldwin-Wallace* -----W, 13-6
Mt. Union* -----W, 13-6

1919 (8-0, 7-0 OAC)

Coach - L.C. Boles

OAC Champions

Hiram -----W, 47-0
Baldwin-Wallace* -----W, 57-0
Reserve* -----W, 13-7
Case* -----W, 26-0
Kenyon* -----W, 25-0
Akron* -----W, 19-0
Mt. Union* -----W, 35-0
Ohio Northern* -----W, 13-0

1920 (9-0, 8-0 OAC)

Coach - L.C. Boles

OAC Champions

S25 Baldwin-Wallace* -----W, 21-0
O2 Toledo -----W, 36-0
O9 Hiram* -----W, 20-0
O16 Reserve* -----W, 19-0
O23 Oberlin* -----W, 19-0
O30 Case* -----W, 19-0
N6 Kenyon* -----W, 21-0
N13 Akron* -----W, 14-0
N25 Mt. Union* -----W, 7-3

1921 (6-2, 6-2 OAC)

Coach - L.C. Boles

Hiram* -----W, 14-0
Denison* -----W, 31-0
Kenyon* -----L, 0-3
at Case* -----W, 17-3
Reserve* -----W, 7-0
at Oberlin* -----L, 6-14
AKRON* -----W, 13-0
Mt. Union* -----W, 6-0



Wooster's coaching staff reviews game film in the Scot locker room in 1950.

GAME-BY-GAME RESULTS

1922 (8-1, 7-1 OAC)

Coach - L.C. Boles

S30	ASHLAND	-----	W, 7-0
O7	at Akron*	-----	W, 14-0
	at Case*	-----	W, 27-0
	Otterbein*	-----	W, 46-14
	RESERVE*	-----	W, 39-6
	at Denison*	-----	L, 0-10
	Kenyon*	-----	W, 53-0
	Mt. Union*	-----	W, 19-3
	Muskingum*	-----	W, 43-0

1923 (9-0, 8-0 OAC)

Coach - L.C. Boles

OAC Champions

S29	Ashland	-----	W, 7-0
O6	Otterbein*	-----	W, 21-0
O13	Miami (Ohio)*	-----	W, 13-0
O20	Case*	-----	W, 31-6
O27	Cincinnati*	-----	W, 20-7
N3	Reserve*	-----	W, 16-9
N10	Akron*	-----	W, 8-0
N24	Denison*	-----	W, 32-0
N29	Mt. Union*	-----	W, 45-7

1924 (6-2-2, 5-2-1 OAC)

Coach - L.C. Boles

S27	ASHLAND	-----	W, 17-0
O4	at Otterbein*	-----	W, 28-0
O11	AKRON*	-----	L, 6-7
O18	Miami (Ohio)*	-----	W, 20-6
	Western Reserve*	-----	W, 14-0
N1	at Ohio State	-----	T, 7-7
N8	at Case*	-----	L, 3-7
N15	CINCINNATI*	-----	W, 32-0
N22	at Denison*	-----	W, 3-0
N27	at Mt. Union*	-----	T, 0-0

1925 (6-2, 5-1 OAC)

Coach - L.C. Boles

S26	ASHLAND	-----	W, 17-0
O3	at Case*	-----	W, 11-0
O10	OBERLIN*	-----	L, 0-13
O17	Reserve*	-----	W, 7-6
O24	at Mt. Union*	-----	W, 7-0
O31	at Ohio State	-----	L, 0-17
N14	Akron*	-----	W, 20-0
N21	DENISON*	-----	W, 13-7

1926 (6-2, 5-2 OAC)

Coach - Art Murray

O2	ASHLAND	-----	W, 13-0
O9	at Case*	-----	W, 7-0
O16	OHIO WESLEYAN*	-----	W, 23-7
O23	RESERVE*	-----	W, 13-3
N6	at Denison*	-----	W, 9-0
N13	AKRON*	-----	W, 41-13
N20	at Oberlin*	-----	L, 0-6
N25	at Mt. Union*	-----	L, 0-9

1927 (6-2, 5-2 OAC)

Coach - L.C. Boles

O1	ASHLAND	-----	W, 28-0
O8	Mt. Union*	-----	W, 18-0
O15	at Heidelberg*	-----	W, 6-0
O22	CASE*	-----	W, 33-0
O29	at Ohio Wesleyan*	-----	L, 9-14
N5	at Reserve*	-----	W, 9-6
N12	Oberlin*	-----	L, 0-7
N19	at Akron*	-----	W, 13-6

1928 (2-4-2, 1-3-2 OAC)

Coach - L.C. Boles

S29	ASHLAND	-----	L, 13-20
O6	HIRAM*	-----	W, 26-0
O13	at Oberlin*	-----	T, 0-0
O20	at Mt. Union*	-----	L, 13-26
O27	RESERVE*	-----	L, 2-19
N3	OHIO WESLEYAN	-----	L, 6-45
N10	at Akron*	-----	W, 21-7
N17	CASE*	-----	T, 0-0

1929 (5-2-1, 5-2-1 OAC)

Coach - L.C. Boles

S28	OTTERBEIN*	-----	W, 19-0
O5	at Hiram*	-----	W, 33-0
O12	at Akron*	-----	L, 7-12
O19	MT. UNION*	-----	T, 6-6
O26	at Ohio Northern*	-----	W, 32-7
N2	OBERLIN*	-----	W, 27-0
N9	CASE*	-----	W, 46-6
N16	at Muskingum*	-----	L, 19-21

1930 (5-3-1, 4-1-1 OAC)

Coach - L.C. Boles

S27	WEST LIBERTY	-----	W, 13-0
O4	ASHLAND	-----	L, 0-6
O11	BALDWIN-WALLACE*	-----	W, 33-0
O18	AKRON*	-----	L, 6-13
O23	at Oberlin*	-----	W, 14-12
N1	at Case*	-----	W, 14-6
N8	Muskingum*	-----	T, 6-6
N15	at Mt. Union*	-----	W, 14-0
N22	at Denison	-----	L, 0-12

1931 (4-5, 3-3 OAC)

Coach - L.C. Boles

S26	BLUFFTON	-----	W, 12-0
O3	ASHLAND*	-----	W, 21-0
O10	Akron*	-----	W, 25-7
O17	OBERLIN*	-----	L, 13-14
O24	at Case*	-----	L, 6-7
O31	MT. UNION*	-----	L, 0-18
N7	Muskingum*	-----	L, 0-19
N14	DENISON	-----	W, 12-6
N21	at Navy	-----	L, 6-19

1932 (5-1-2, 4-1-2 OAC)

Coach - L.C. Boles

O1	at Ashland*	-----	W, 12-0
O8	HEIDELBERG*	-----	W, 6-0
O15	AKRON*	-----	T, 0-0
O22	CASE*	-----	L, 0-13
O29	at Oberlin*	-----	W, 6-0
N5	Muskingum*	-----	T, 0-0
N12	at Mt. Union*	-----	W, 12-7
N19	at Denison	-----	W, 7-6

1933 (7-1-1, 7-1 OAC)

Coach - L.C. Boles

S30	Hiram*	-----	W, 26-6
O7	Ashland*	-----	W, 7-0
O14	Oberlin*	-----	W, 6-0
O21	at Akron*	-----	W, 6-0
O28	Muskingum*	-----	L, 6-9
N4	Case*	-----	W, 7-6
N11	Mt. Union*	-----	W, 51-0
N18	Denison	-----	T, 0-0
N25	Heidelberg*	-----	W, 19-0

1934 (8-1, 8-0 OAC)

Coach - L.C. Boles

OAC Champions

S21	HIRAM*	-----	W, 45-0
O6	at Wash. & Jefferson	-----	L, 0-20
O13	at Case*	-----	W, 20-7
O20	AKRON*	-----	W, 6-0
O27	at Oberlin*	-----	W, 25-0
N3	MUSKINGUM*	-----	W, 22-14
N10	at Mt. Union*	-----	W, 25-7
N17	ASHLAND*	-----	W, 54-7
N24	HEIDELBERG*	-----	W, 34-0

1935 (3-4-2, 2-3-1 OAC)

Coach - L.C. Boles

S28	at Hiram	-----	W, 41-0
O5	WITTENBERG*	-----	W, 7-6
O12	CASE*	-----	L, 6-12
O19	at Akron*	-----	W, 7-0
O26	MT. UNION*	-----	T, 7-7
N2	at Muskingum*	-----	L, 0-14
N9	OBERLIN*	-----	T, 0-0
N16	at Washington & Jefferson	-----	L, 0-26
N23	BALDWIN-WALLACE*	-----	L, 0-57

1936 (3-6, 3-4 OAC)

Coach - L.C. Boles

S26	at Ashland*	-----	W, 33-0
O3	WITTENBERG*	-----	L, 7-12
O10	CASE*	-----	L, 0-13
O17	at Akron	-----	L, 0-14
O24	MT. UNION*	-----	L, 0-12
O31	at Otterbein*	-----	W, 34-0
N7	MUSKINGUM*	-----	L, 6-7
N14	WASH. & JEFFERSON	-----	L, 6-33
N21	at Oberlin*	-----	W, 26-0

1937 (6-2, 5-2 OAC)

Coach - L.C. Boles

O1	at John Carroll*	-----	L, 13-20
O9	CASE*	-----	L, 7-12
O16	KENT STATE*	-----	W, 15-6
O23	MT. UNION*	-----	W, 7-0
O30	at Muskingum*	-----	W, 13-6
N6	OBERLIN*	-----	T, 32-7
N13	at Denison*	-----	W, 12-6
N20	WASH. & JEFFERSON	-----	W, 20-0

1938 (5-0-3, 5-0-2 OAC)

Coach - L.C. Boles

O1	ASHLAND*	-----	W, 39-0
O8	DENISON*	-----	W, 10-0
O15	at Case*	-----	T, 0-0
O22	at Mt. Union*	-----	W, 7-6
O29	MUSKINGUM*	-----	T, 0-0
N5	at Oberlin*	-----	W, 14-12
N12	HEIDELBERG*	-----	W, 38-14
N19	at Washington & Jefferson	-----	T, 0-0

1939 (2-6, 2-4 OAC)

Coach - L.C. Boles

S30	OHIO NORTHERN*	-----	L, 0-6
O7	at Rutgers	-----	L, 0-20
O14	at Washington & Jefferson	-----	L, 0-7
O21	MT. UNION*	-----	W, 20-0
O28	at Muskingum*	-----	L, 7-20
N4	OBERLIN*	-----	W, 19-14
N11	CASE*	-----	L, 6-15
N18	at Denison*	-----	L, 6-40

1940 (4-3-1, 3-2-1 OAC)

Coach - John Swigart

S28	MANCHESTER	-----	W, 13-6
O5	at Gettysburg	-----	L, 0-6
O12	at Case*	-----	L, 0-7
O19	at Mt. Union*	-----	W, 24-0
O26	MUSKINGUM*	-----	W, 14-3
N2	DENISON*	-----	T, 7-7
N9	BOWLING GREEN*	-----	L, 14-26
N16	at Oberlin*	-----	W, 14-0

1941 (5-1-1, 5-1-1 OAC)

Coach - John Swigart

S27	at Bowling Green*	-----	T, 14-14
O11	at Denison*	-----	W, 10-2
O18	CASE*	-----	L, 0-40
O25	at Muskingum*	-----	W, 20-12
N1	MT. UNION*	-----	W, 17-0
N8	OBERLIN*	-----	W, 9-6
N15	WITTENBERG*	-----	W, 39-0

1942 (6-3, 5-3 OAC)

Coach - John Swigart

S26	JOHN CARROLL*	-----	L, 0-6
O3	at Wittenberg*	-----	W, 7-0
O10	HEIDELBERG*	-----	W, 13-6
O17	at Case*	-----	L, 0-15
O24	MUSKINGUM*	-----	W, 27-6
O31	at Mt. Union*	-----	W, 13-0
N7	DENISON*	-----	W, 26-0
N14	at Oberlin*	-----	L, 7-21
N21	WRIGHT-PATTERSON	-----	W, 24-13

1943 (2-5, OAC inactive due to WWII)

Coach - John Swigart

S25	at Ohio Wesleyan	-----	W, 22-14
O2	at Baldwin-Wallace	-----	L, 7-25
O9	vs. Miami (Ohio)	-----	L, 6-20
O16	CASE	-----	L, 0-7
O23	OBERLIN	-----	L, 0-46
O30	WRIGHT-PATTERSON	-----	W, 21-3
N6	OHIO WESLEYAN	-----	L, 13-21

1944 (1-3-1, OAC inactive due to WWII)

Coach - John Swigart

S23	at Case	-----	L, 0-19
O7	at Wabash	-----	L, 0-27
O20	WESTERN MICHIGAN	-----	L, 0-27
O28	BALDWIN-WALLACE	-----	T, 20-20
N4	OBERLIN	-----	W, 27-20

1945 (0-6, 0-4 OAC)

Coach - John Swigart

S29	CASE*	-----	L, 6-32
O6	WABASH	-----	L, 19-35
O13	at Denison*	-----	L, 6-13
O20	CAPITAL*	-----	L, 0-28
O26	at Baldwin-Wallace*	-----	L, 6-57
N10	at Western Michigan	-----	L, 0-66

1946 (2-4-2, 2-4-2 OAC)

Coach - John Swigart

O5	FINDLAY*	-----	L, 6-27
O12	at Capital*	-----	W, 7-6
O19	DENISON*	-----	W, 21-0
O26	at Muskingum*	-----	T, 12-12
N2	MT. UNION*	-----	L, 5-7
N9	at Akron*	-----	L, 20-26
N16	HEIDELBERG*	-----	T, 14-14
N23	at Oberlin*	-----	L, 0-23

1947 (4-5, 4-4 OAC)

Coach - John Swigart

S24	at John Carroll	-----	L, 0-39
O3	at Findlay*	-----	L, 6-19
O11	KENT STATE*	-----	W, 13-6
O18	at Denison*	-----	L, 0-28
O25	MUSKINGUM*	-----	W, 16-13
N1	OBERLIN*	-----	W, 20-7
N8	AKRON*	-----	W, 21-6
N14	at Heidelberg*	-----	L, 0-9
N22	at Mt. Union*	-----	L, 14-26

1948 (3-6-1, 2-5-1 OAC)

Coach - John Swigart

S25	at West Virginia	-----	L, 6-34
O2	at Kent State*	-----	L, 0-39
O9	HIRAM	-----	W, 26-7
O16	DENISON*	-----	L, 0-27
O23	at Muskingum*	-----	T, 7-7
O30	at Akron*	-----	L, 6-20
N6	HEIDELBERG*	-----	L, 6-7
N13	WITTENBERG*	-----	W, 31-7
N20	at Oberlin*	-----	W, 19-13
N27	MT. UNION*	-----	L, 6-21

1949 (5-3-1, 4-3-1 OAC)

Coach - Phil Shipe

O1	at Kalamazoo	-----	W, 26-20
O8</			

GAME-BY-GAME RESULTS

1950 (1-6-1, 0-5 OAC)

Coach - Phil Shipe

S30 KALAMAZOO	L, 32-48
O7 at Kenyon	T, 13-13
O14 DENISON*	L, 0-46
O21 at Muskingum*	L, 7-49
O28 at Akron*	L, 7-34
N4 ALLEGHENY	W, 20-13
N11 MT. UNION*	L, 13-73
N18 at Oberlin*	L, 2-58

1951 (6-3, 3-3 OAC)

Coach - Phil Shipe

S22 at Hiram	W, 13-9
S29 OHIO NORTHERN*	W, 25-13
O6 KENYON	W, 18-13
O13 at Denison*	L, 6-38
O20 MUSKINGUM*	L, 8-31
O27 AKRON*	W, 7-6
N3 at Allegheny	W, 20-6
N10 at Mt. Union*	L, 21-33
N17 OBERLIN*	W, 47-14

1952 (7-1-1, 4-1-1 OAC)

Coach - Phil Shipe

S20 HIRAM	W, 28-14
S27 at Ohio Northern*	W, 26-13
O4 Kenyon*	W, 35-19
O11 DENISON*	W, 28-14
O18 at Muskingum*	L, 13-26
O25 at Akron*	T, 14-14
N1 ALLEGHENY	W, 52-13
N8 ASHLAND	W, 41-0
N15 at Oberlin*	W, 39-7

1953 (5-3, 3-3 OAC)

Coach - Phil Shipe

O3 KENYON*	W, 36-13
O10 at Denison*	L, 16-26
O17 MUSKINGUM*	L, 7-14
O24 AKRON*	L, 18-20
O31 at Allegheny	W, 35-7
N7 at Ashland	W, 33-13
N14 at Hiram*	W, 54-7
N21 OBERLIN*	W, 34-3

1954 (6-3, 4-3 OAC)

Coach - Phil Shipe

S25 ALLEGHENY	W, 31-0
O2 at Kenyon*	W, 7-0
O9 DENISON*	L, 0-14
O16 at Dickinson	W, 33-12
O23 at Muskingum*	L, 7-41
O30 at Akron*	W, 28-27
N6 MT. UNION*	L, 26-34
N13 HIRAM*	W, 55-12
N20 at Oberlin*	W, 26-12

1955 (7-2, 5-2 OAC)

Coach - Phil Shipe

S24 at Allegheny	W, 41-13
O1 KENYON*	W, 27-0
O8 at Waynesburg	W, 27-12
O15 at Denison*	W, 21-19
O22 MUSKINGUM*	L, 14-35
O29 AKRON*	L, 6-53
N5 at Mt. Union*	W, 27-13
N12 at Hiram*	W, 35-12
N19 OBERLIN*	W, 47-6

1956 (5-3-1, 4-3-1 OAC)

Coach - Phil Shipe

S22 at Ashland	W, 13-8
S29 at Kenyon*	L, 12-13
O6 OHIO WESLEYAN*	W, 35-25
O13 DENISON*	W, 19-7
O20 at Muskingum*	L, 13-28
O27 AKRON*	W, 20-17
N3 at Wittenberg*	L, 19-25
N10 CAPITAL*	T, 14-14
N17 at Oberlin*	W, 59-0

1957 (3-6, 2-6 OAC)

Coach - Phil Shipe

S21 ASHLAND	W, 34-0
S28 KENYON*	W, 25-7
O5 at Ohio Wesleyan*	L, 14-16
O12 at Denison*	L, 13-20
O19 MUSKINGUM*	L, 0-16
O26 AKRON*	L, 7-27
N2 at Wittenberg*	L, 13-19
N9 at Capital*	L, 7-14
N16 OBERLIN*	W, 35-6

1958 (6-3, 3-3 OAC)

Coach - Phil Shipe

S19 ASHLAND	W, 19-0
S26 at Kenyon*	W, 33-0
S30 at Ball State	L, 6-14
O10 DENISON*	W, 27-8
O17 at Akron*	L, 20-28
O24 ALBION	W, 38-14
O31 at Muskingum*	L, 0-34
N8 MT. UNION*	W, 33-6
N14 at Oberlin*	W, 28-0

1959 (7-1-1, 5-1 OAC)

Coach - Phil Shipe

OAC Co-Champions

S19 at Ashland	T, 6-6
S26 KENYON*	W, 37-12
O3 at Mt. Union*	W, 15-6
O10 at Denison*	W, 22-15
O17 AKRON*	W, 15-14
O24 at St. Lawrence	W, 41-20
O31 at Albion	W, 15-8
N7 MUSKINGUM*	L, 8-22
N14 OBERLIN*	W, 38-14

1960 (6-3, 5-3 OAC)

Coach - Phil Shipe

S24 ASHLAND	W, 44-14
O1 at Kenyon*	W, 35-0
O8 Mt. UNION*	W, 28-12
O15 DENISON*	W, 41-12
O22 at Akron*	L, 20-21
O29 CAPITAL*	W, 36-0
N5 at Ohio Wesleyan*	L, 3-11
N12 at Muskingum*	L, 6-35
N19 at Oberlin*	W, 35-9

1961 (6-3, 5-3 OAC)

Coach - Phil Shipe

S23 at Ashland	W, 28-6
S30 KENYON*	W, 41-0
O7 at Mt. Union*	W, 16-6
O14 at Denison*	W, 3-0
O21 AKRON*	L, 8-31
O28 at Capital*	L, 8-10
N4 OHIO WESLEYAN*	W, 22-9
N11 MUSKINGUM*	L, 0-6
N18 at Oberlin*	W, 22-7

1962 (4-4-1, 3-4 OAC)

Coach - Phil Shipe

S22 ASHLAND	T, 0-0
S29 at Kenyon*	L, 6-27
O6 MT. UNION*	W, 27-13
O13 DENISON*	L, 7-9
O20 at Akron*	L, 0-42
O27 at Muskingum*	L, 0-28
N3 HOBART	W, 49-15
N10 MARIETTA*	W, 52-0
N17 at Oberlin*	W, 21-13

1963 (1-8, 1-6 OAC)

Coach - Phil Shipe

S21 at Ashland	L, 0-13
S28 KENYON*	W, 22-5
O5 at Mt. Union*	L, 7-10
O12 at Denison*	L, 0-6
O19 AKRON*	L, 14-35
O26 MUSKINGUM*	L, 0-28
N2 at Hobart	L, 0-14
N9 at Marietta*	L, 10-14
N16 OBERLIN*	L, 13-14

1964 (5-4, 3-4 OAC)

Coach - Phil Shipe

S19 ASHLAND	W, 7-0
S26 at Carnegie Tech	W, 27-0
O3 MT. UNION*	W, 21-15
O10 DENISON*	L, 0-7
O17 at Akron*	L, 14-21
O24 at Muskingum*	L, 0-25
O31 HIRAM	W, 14-7
N7 CAPITAL*	L, 3-43
N14 at Oberlin*	W, 20-0

1965 (4-5, 3-4 OAC)

Coach - Phil Shipe

S18 at Ashland	L, 13-31
S25 CARNEGIE TECH	W, 21-15
O2 at Mt. Union*	L, 26-35
O9 DENISON*	L, 6-20
O16 AKRON*	L, 8-21
O23 MUSKINGUM*	L, 0-3
O30 at Hiram*	W, 47-12
N6 at Capital*	W, 25-21
N13 OBERLIN*	W, 36-9

1966 (1-8, 1-6 OAC)

Coach - Jack Langyel

S17 ASHLAND	L, 10-31
S24 at Carnegie Tech	L, 6-18
O1 MT. UNION*	L, 7-20
O8 DENISON*	L, 7-28
O15 AKRON*	L, 0-26
O22 at Muskingum*	L, 0-32
O29 HIRAM*	W, 56-22
N5 CAPITAL*	L, 6-16
N12 at Oberlin*	L, 13-14

1967 (6-3, 5-1 OAC)

Coach - Jack Langyel

S16 at Ashland	L, 6-23
S23 CARNEGIE-MELLON	W, 21-18
S30 at Mt. Union*	W, 21-6
O7 at Denison*	W, 10-8
O14 DEFIANCE	L, 7-9
O21 KENYON*	W, 52-0
O28 at Hiram*	W, 33-11
N4 at Capital*	L, 0-17
N11 OBERLIN*	W, 56-0

1968 (6-3, 5-2 OAC)

Coach - Jack Langyel

S21 ASHLAND	L, 13-25
S28 at Swarthmore	W, 37-0
O5 MT. UNION*	L, 3-10
O12 at Ohio Wesleyan*	L, 7-43
O19 DENISON*	W, 28-0
O26 at Kenyon*	W, 28-16
N2 at Hiram*	W, 40-17
N9 CAPITAL*	W, 24-20
N16 at Oberlin*	W, 23-21

1969 (3-6, 3-4 OAC)

Coach - Jack Langyel

S27 ALBION	L, 9-13
O4 at Mt. Union*	W, 10-7
O11 OHIO WESLEYAN*	L, 0-21
O18 at Denison*	L, 7-21
O25 KENYON*	L, 3-10
N1 HIRAM*	W, 28-0
N8 at Wittenberg*	L, 13-14
N15 at Oberlin*	W, 42-13
N22 ASHLAND	L, 3-19

1970 (8-1, 6-1 OAC)

Coach - Jack Langyel

S26 ALBION	W, 13-0
O3 at Mt. Union*	W, 26-22
O10 OHIO WESLEYAN*	W, 14-13
O17 DENISON*	W, 25-0
O24 KENYON*	W, 10-7
O31 HIRAM*	W, 21-7
N7 #WITTENBERG*	L, 0-35
N14 at Oberlin*	W, 9-6
N21 at Ashland	L, 0-35
#Wittenberg forfeited due to an ineligible player	

1971 (6-2, 3-2 OAC)

Coach - Pat O'Brien

S25 ALBION	W, 27-7
O2 MT. UNION*	L, 14-24
O9 OHIO WESLEYAN*	L, 0-16
O16 at Denison*	W, 16-14
O23 KENYON*	W, 13-12
O30 at Hiram	W, 17-10
N6 at Centre	W, 27-17
N13 OBERLIN*	W, 35-0



Tom Dingle (No. 20) is one of two Scots to have rushed for six touchdowns in a game.

GAME-BY-GAME RESULTS

1972 (2-6, 1-4 OAC Red Division) Coach - Pat O'Brien

S23 #at Albion -----W, 23-0
S30 #at Kenyon -----L, 9-16
O7 JOHN CARROLL -----W, 20-14
O14 MT. UNION* -----W, 28-21
O21 at Wittenberg* -----L, 0-24
O28 HEIDELBERG* -----L, 21-31
N4 at Capital* -----L, 14-30
N11 BALDWIN-WALLACE* -----L, 13-14
#Wooster forfeited first two games due to an ineligible player.

1973 (5-3, 3-2 OAC Red Division) Coach - Pat O'Brien

S22 OHIO NORTHERN -----W, 23-6
S29 KENYON -----L, 6-16
O5 at John Carroll -----W, 14-7
O13 at Mt. Union* -----W, 35-24
O20 WITTENBERG* -----L, 0-38
O27 at Heidelberg* -----W, 21-19
N3 CAPITAL* -----W, 27-13
N10 at Baldwin-Wallace* -----L, 20-43

1974 (2-6, 0-5 OAC Red Division) Coach - Pat O'Brien

S21 MT. UNION -----L, 7-27
S28 at Kenyon -----W, 21-14
O5 HIRAM -----W, 16-7
O12 at Heidelberg* -----L, 7-27
O19 at Marietta* -----L, 13-21
O26 OTTERBEIN* -----L, 12-35
N2 MUSKINGUM* -----L, 3-21
N9 at Baldwin-Wallace* -----L, 6-35

1975 (1-8, 0-5 OAC Red Division) Coach - Don Hunsinger

S13 at DePauw -----L, 8-28
S20 at Mt. Union -----L, 7-28
S27 KENYON -----W, 9-7
O4 at Hiram -----L, 14-30
O11 HEIDELBERG* -----L, 0-14
O19 at Marietta* -----L, 14-27
O26 OTTERBEIN* -----L, 7-22
N2 MUSKINGUM* -----L, 14-27
N8 at Baldwin-Wallace* -----L, 7-40

1976 (4-5, 1-4 OAC Red Division) Coach - Don Hunsinger

S18 at Canisius -----W, 15-14
S25 at Kenyon -----W, 21-7
O2 HIRAM -----W, 9-6
O9 at Mt. Union -----L, 3-7
O16 at Muskingum* -----L, 0-24
O23 WITTENBERG* -----L, 0-33
O30 at Heidelberg* -----W, 13-7
N6 OHIO NORTHERN* -----L, 6-9
N13 at Capital* -----L, 0-21

1977 (6-3, 3-2 OAC Red Division) Coach - Tom Hollman

S17 DePAUW -----W, 31-0
S24 KENYON -----W, 7-6
O1 at Hiram -----W, 40-3
O8 at Mt. Union -----L, 8-35
O15 MUSKINGUM* -----L, 18-28
O22 WITTENBERG* -----L, 16-28
O29 HEIDELBERG* -----W, 24-7
N5 at Ohio Northern* -----W, 29-9
N12 CAPITAL* -----W, 20-13

1978 (6-3, 3-2 OAC Blue Division) Coach - Tom Hollman

S16 ADRIAN -----W, 21-7
S23 at Kenyon -----W, 28-10
S30 OBERLIN -----W, 56-0
O7 OTTERBEIN* -----W, 24-8
O14 MARIETTA* -----W, 24-0
O21 at Wittenberg* -----L, 14-28
O28 at Capital* -----L, 0-7
N4 MUSKINGUM* -----W, 21-10
N11 at Ohio Northern -----L, 7-10

1979 (6-3, 3-2 OAC Blue Division) Coach - Tom Hollman

S15 at Adrian -----W, 13-7
S22 KENYON -----W, 3-0
S29 at Oberlin -----W, 41-0
O6 at Otterbein* -----L, 7-14
O13 at Marietta -----*W, 14-6
O20 WITTENBERG* -----L, 6-35
O27 CAPITAL* -----W, 16-12
N3 at Muskingum* -----W, 30-6
N10 MT. UNION -----L, 14-24

1980 (6-2-1, 3-2-1 OAC Blue Division) Coach - Tom Hollman

S13 OBERLIN -----W, 55-0
S20 at Mt. Union -----W, 20-0
S27 OHIO WESLEYAN* -----W, 45-0
O4 at Otterbein -----W, 28-6
O11 at Denison* -----T, 14-14
O18 WITTENBERG* -----L, 7-9
O25 at Capital* -----L, 0-13
N1 OHIO NORTHERN* -----W, 10-0
N8 at Muskingum* -----W, 31-21

1981 (4-5, 3-3 OAC Blue Division) Coach - Jim Kapp

S12 at Oberlin -----W, 21-3
S19 MT. UNION -----L, 6-9
S26 at Ohio Wesleyan* -----W, 20-14
O3 OTTERBEIN -----L, 13-14
O10 DENISON* -----W, 24-18
O17 at Wittenberg* -----L, 0-23
O24 CAPITAL* -----L, 6-14
O31 at Ohio Northern* -----L, 0-7
N7 MUSKINGUM* -----W, 21-7

1982 (1-8, 1-4 OAC Red Division) Coach - Jim Kapp

S11 at Albion -----L, 15-28
S18 ADRIAN -----L, 13-33
S25 KENYON -----L, 8-16
O2 at Ohio Wesleyan -----L, 7-32
O9 CAPITAL* -----L, 18-28
O16 at Heidelberg* -----L, 0-21
O23 MT. UNION* -----L, 3-6
O30 MUSKINGUM* -----W, 20-10
N6 at Baldwin-Wallace* -----L, 3-17

1983 (3-6, 2-3 OAC Red Division) Coach - Jim Kapp

S10 ALBION -----L, 3-13
S17 at Adrian -----L, 7-34
S24 at Kenyon -----L, 10-16
O1 at Ohio Wesleyan -----W, 17-15
O8 at Capital -----*L, 0-28
O15 HEIDELBERG -----*W, 34-0
O22 at Mt. Union* -----W, 28-9
O29 at Muskingum* -----L, 22-26
N5 at Baldwin-Wallace* -----L, 16-35

1984 (0-9, 0-6 NCAC) Coach - Jim Kapp

S8 DENISON* -----L, 11-13
S15 at John Carroll -----L, 0-20
S22 CASE WEST. RESERVE* -----L, 14-21
S29 KENYON* -----L, 14-33
O6 at Wabash -----L, 9-33
O20 at Allegheny* -----L, 29-30
O27 OBERLIN* -----L, 14-15
N3 MARIETTA -----L, 12-15
N10 at Ohio Wesleyan* -----L, 7-23

1985 (3-6, 2-4 NCAC) Coach - Bob Tucker

S14 JOHN CARROLL -----W, 17-7
S21 at Case West. Reserve* -----L, 0-37
S28 at Kenyon* -----L, 0-9
O5 WABASH -----L, 0-27
O12 at Denison* -----L, 21-63
O19 ALLEGHENY* -----W, 24-21
O26 OHIO WESLEYAN* -----W, 18-3
N2 at Oberlin* -----L, 13-19
N9 at Washington & Jefferson -----L, 6-40

1986 (4-5, 3-3 NCAC) Coach - Bob Tucker

S13 MT. UNION -----L, 7-38
S20 KENYON* -----W, 17-15
S27 at Ohio Wesleyan* -----W, 16-6
O4 ALLEGHENY* -----L, 7-16
O11 at John Carroll -----W, 15-14
O18 DENISON* -----L, 0-7
O25 at Case West. Reserve* -----L, 0-17
N1 ROCHESTER -----L, 3-16
N8 at Oberlin* -----W, 8-3

1987 (5-4, 3-4 NCAC) Coach - Bob Tucker

S12 at Mt. Union -----W, 17-15
S19 at Kenyon* -----W, 16-9
S26 OHIO WESLEYAN* -----W, 7-3
O3 ALLEGHENY* -----L, 3-6
O10 at John Carroll -----W, 14-13
O17 DENISON* -----L, 20-21
O24 at Case West. Reserve* -----L, 13-20
O31 ROCHESTER -----L, 7-16
N7 at Oberlin* -----W, 14-8

1988 (1-9, 1-5 NCAC) Coach - Bob Tucker

S10 at Albion -----L, 15-21
S17 ALMA -----L, 22-25
S24 at Grove City -----L, 14-19
O1 ALLEGHENY* -----L, 10-24
O8 DENISON* -----L, 21-34
O15 at Case West. Reserve* -----L, 27-38
O22 at Oberlin* -----W, 26-6
O29 KENYON* -----L, 14-17
N5 HIRAM -----L, 6-10
N12 at Ohio Wesleyan* -----L, 20-22

1989 (4-6, 3-3 NCAC) Coach - Bob Tucker

S9 ALBION -----L, 7-14
S16 at Alma -----L, 14-25
S23 GROVE CITY -----W, 14-7
S30 at Oberlin* -----W, 30-6
O7 at Denison* -----L, 0-27
O14 CASE WEST. RESERVE* -----W, 35-14
O21 WITTENBERG* -----L, 14-17
O28 at Kenyon* -----L, 7-30
N4 at Hiram -----L, 15-20
N11 OHIO WESLEYAN* -----W, 28-19

1990 (3-7, 3-4 NCAC) Coach - Bob Tucker

S8 MT. UNION -----L, 0-48
S15 WITTENBERG* -----L, 8-31
S22 at Ohio Wesleyan* -----L, 0-41
S29 at Case West. Reserve* -----W, 22-15
O6 ALLEGHENY* -----L, 14-38
O13 at Oberlin* -----W, 40-14
O20 at Carnegie Mellon -----L, 22-47
O27 KENYON* -----L, 24-27
N3 at Earlham* -----W, 44-29
N10 DENISON* -----L, 12-24

1991 (3-7, 3-4 NCAC) Coach - Bob Tucker

S14 at Mt. Union -----L, 8-24
S21 at Wittenberg* -----L, 6-39
S28 OHIO WESLEYAN* -----L, 0-58
O5 CASE WEST. RESERVE* -----W, 23-20
O12 at Allegheny* -----L, 6-34
O19 OBERLIN* -----W, 27-12
O26 CARNEGIE MELLON -----L, 14-55
N2 at Kenyon* -----L, 6-23
N9 EARLHAM* -----W, 54-20
N16 at Denison* -----L, 20-21

1992 (3-6-1, 2-4-1 NCAC) Coach - Bob Tucker

S12 KALAMAZOO -----L, 17-27
S19 ALLEGHENY* -----L, 7-56
S26 at Wittenberg* -----L, 3-16
O3 KENYON* -----L, 29-35
O10 at Oberlin* -----W, 45-14
O17 DENISON* -----T, 14-14
O24 at Ohio Wesleyan* -----L, 12-41
O31 EARLHAM* -----W, 28-21
N7 at Wilmington -----W, 30-20
N14 at Defiance -----L, 0-62

1993 (2-7, 2-5 NCAC) Coach - Bob Tucker

S11 at Kalamazoo -----L, 10-30
S18 at Allegheny* -----L, 3-44
S25 WITTENBERG* -----L, 6-33
O2 KENYON* -----W, 27-21
O9 OBERLIN* -----W, 31-3
O16 at Denison* -----L, 0-3
O23 OHIO WESLEYAN* -----L, 0-48
O30 at Earlham* -----L, 6-12
N6 WILMINGTON -----L, 19-41

1994 (1-9, 1-7 NCAC) Coach - Bob Tucker

S10 KALAMAZOO -----L, 0-34
S17 at Ohio Wesleyan* -----L, 10-21
S24 OBERLIN* -----W, 24-0
O1 DENISON* -----L, 3-13
O8 WITTENBERG* -----L, 0-66
O15 at Case West. Reserve* -----L, 23-40
O22 EARLHAM* -----L, 12-24
O29 at Allegheny* -----L, 7-62
N5 KENYON* -----L, 0-14
N12 TRINITY -----L, 0-31



Jeff Wise follows his blockers in a 13-12 victory over Kenyon in 1971.

GAME-BY-GAME RESULTS

1995 (5-5, 5-3 NCAC)

Coach - Jim Barnes

S9 at Kalamazoo-----L, 0-32
 S16 OHIO WESLEYAN*-----L, 7-34
 S23 at Oberlin*-----W, 27-0
 S30 DENISON*-----W, 10-7
 O7 at Wittenberg*-----L, 0-56
 O14 CASE WEST. RESERVE*W, 14-13
 O21 at Earlham*-----W, 17-15
 O28 ALLEGHENY*-----L, 12-57
 N4 at Kenyon*-----W, 23-14
 N11 at Trinity-----L, 0-33

1996 (7-3, 6-2 NCAC)

Coach - Jim Barnes

S7 CENTRE-----L, 21-28
 S14 at Grove City-----W, 7-6 (ot)
 S21 at Denison*-----W, 41-12
 S28 CASE WEST. RESERVE*W, 21-7
 O12 at Earlham*-----W, 52-27
 O19 ALLEGHENY*-----L, 3-13
 O26 at Kenyon*-----W, 42-36 (ot)
 N2 OBERLIN*-----W, 31-13
 N9 at Wittenberg*-----L, 13-21
 N16 OHIO WESLEYAN*-----W, 35-7

1997 (9-1, 7-1 NCAC)

Coach - Jim Barnes

NCAC Tri-Champions

S6 at Centre-----W, 31-10
 S13 GROVE CITY-----W, 10-3
 S20 DENISON*-----W, 45-22
 S27 at Case West. Reserve*W, 21-14
 O11 EARLHAM*-----W, 38-0
 O18 at Allegheny*-----L, 27-28
 O25 KENYON*-----W, 47-3
 N1 at Oberlin*-----W, 77-28
 N8 WITTENBERG*-----W, 21-19
 N15 at Ohio Wesleyan*-----W, 28-14

1998 (8-2, 6-2 NCAC)

Coach - Jim Barnes

S5 GROVE CITY-----W, 26-17
 S12 at Kalamazoo-----W, 42-14
 S19 at Earlham*-----W, 48-7
 S26 at Denison*-----W, 16-7
 O10 OBERLIN*-----W, 55-8
 O17 at Kenyon*-----W, 54-7
 O24 ALLEGHENY*-----L, 39-40 (2ot)
 O31 at Wittenberg*-----L, 7-14
 N7 CASE WEST. RESERVE*W, 42-16
 N14 OHIO WESLEYAN*-----W, 20-7

1999 (8-2, 4-2 NCAC)

Coach - Jim Barnes

S4 at Grove City-----W, 31-28
 S11 KALAMAZOO-----W, 23-0
 S18 at Ohio Wesleyan*-----L, 11-14
 S25 KENYON*-----W, 45-8
 O2 at Allegheny*-----W, 13-10 (ot)
 O9 at Oberlin-----W, 71-0
 O16 EARLHAM*-----W, 46-6
 O30 DENISON*-----W, 45-0
 N6 at Case West. Reserve--W, 31-27
 N13 WITTENBERG*-----L, 14-28

2000 (6-4, 4-3 NCAC)

Coach - Mike Schmitz

S9 at Kalamazoo-----W, 32-16
 S16 GROVE CITY-----W, 27-7
 S23 at Kenyon*-----W, 23-0
 S30 OHIO WESLEYAN*-----W, 21-14
 O7 WABASH*-----L, 15-20
 O14 at Wittenberg*-----L, 26-42
 O21 URSINUS-----L, 7-31
 O28 at Oberlin*-----W, 34-0
 N4 ALLEGHENY*-----L, 15-43
 N11 at Hiram*-----W, 33-14

2001 (4-6, 3-4 NCAC)

Coach - Mike Schmitz

S8 KALAMAZOO-----L, 37-39
 S22 KENYON*-----W, 51-10
 S29 at Ohio Wesleyan*-----L, 30-36
 O6 at Wabash*-----L, 7-35
 O13 WITTENBERG*-----L, 13-47
 O20 at Ursinus-----L, 14-53
 O27 OBERLIN*-----W, 28-0
 N3 at Allegheny*-----L, 7-28
 N10 HIRAM*-----W, 28-10
 N16 at Grove City-----W, 6-0

2002 (8-2, 5-2 NCAC)

Coach - Mike Schmitz

S7 at Hope-----W, 14-9
 S21 BETHANY-----W, 38-28
 S28 CASE WEST. RESERVE W, 27-22
 O5 at Ohio Wesleyan*-----W, 37-14
 O12 OBERLIN*-----W, 49-10
 O19 at Allegheny*-----W, 21-7
 O26 EARLHAM*-----W, 49-20
 N2 at Wabash*-----L, 22-42
 N9 at Denison*-----W, 56-7
 N16 WITTENBERG*-----L, 9-14

2003 (7-3, 4-3 NCAC)

Coach - Mike Schmitz

S6 HOPE-----W, 45-36
 S20 at Bethany-----W, 69-7
 S27 at Case West. Reserve--W, 62-33
 O4 OHIO WESLEYAN*-----W, 37-7
 O11 at Oberlin*-----L, 7-14
 O18 ALLEGHENY*-----L, 20-26
 O25 at Earlham*-----W, 52-24
 N1 WABASH*-----W, 23-7
 N8 DENISON*-----W, 59-3
 N15 at Wittenberg*-----L, 31-35

2004 (11-1, 7-0 NCAC)

Coach - Mike Schmitz

NCAC Champions

S4 MUSKINGUM-----W, 27-6
 S18 at Grove City-----W, 28-13
 S25 CASE WEST. RESERVE--W, 49-7
 O2 ALLEGHENY*-----W, 35-13
 O9 at Kenyon*-----W, 84-21
 O16 at Wabash*-----W, 33-30
 O23 OBERLIN*-----W, 59-13
 O30 at Hiram*-----W, 59-0
 N6 WITTENBERG*-----W, 64-58 (ot)
 N13 at Ohio Wesleyan*-----W, 24-6
 N20 AURORA!-----W, 41-34
 N27 CARTHAGE!-----L, 7-14

2005 (6-4, 3-4 NCAC)

Coach - Mike Schmitz

S3 at Muskingum-----W, 13-10
 S10 MacMURRAY-----W, 37-0
 S24 at Case West. Reserve--W, 38-21
 O1 at Allegheny*-----W, 37-34
 O8 KENYON*-----L, 21-24
 O15 WABASH*-----L, 10-44
 O22 at Oberlin*-----W, 20-19
 O29 HIRAM*-----W, 59-17
 N5 at Wittenberg*-----L, 0-45
 N12 OHIO WESLEYAN*-----L, 7-21

* indicates conference games
 CAPS indicates home games
 OAC indicates Ohio Athletic Conference
 NCAC indicates North Coast Athletic Conference
 ! indicates NCAA Div. III Football Championship



Brian Grandison (1988-91) is the NCAC's No. 5 all-time rushing leader (4,042 yards).

ALL-TIME LETTERWINNERS

A

Robert P. Abbey -----1902, 03, 04
 Dan Abel -----1956
 Justin Abraham -----1997, 98, 99, 00
 David Ackerman -----1956
 Howard Acton -----1905
 David Acuna -----1981
 Brad Adamczyk -----2000, 01, 02, 03
 Edward Adams -----1915, 16, 17
 Henry Adams -----1988, 89
 Keith Adams -----2004
 Todd Adamson -----1990, 91, 92, 93
 Justin Aichele -----2005
 Justin Alaburda -----2001
 Andres Alarcon -----1996
 Lou Alarcon -----1995
 Jeff Albericci -----1989, 90
 John J. Albright -----1914, 15, 16
 Robert F. Alexander -----1892
 John C. Allen -----1949
 Rich Allen -----1985
 Samuel P. Allison -----1913, 14
 Oscar Alonzo -----1966, 67, 68
 Steve Alpeter -----2004, 05
 Ralph Amiet -----1959, 60
 Scott Amstutz -----1993, 94, 95, 96
 James Anadell -----1968
 David Anderson -----1957
 George Anderson -----1976, 77, 78, 79
 Jeff Anderson -----1999, 00, 01
 Jim Anderson -----1997
 Jim Anderson -----1973
 Sean Anderson -----2002, 03, 05
 Rolf B. Andrews -----1892
 Keith Anna -----1980
 Samuel Ansara -----1984, 85
 Adam Anthony -----2000, 01, 03
 Jared Aquilla -----1988, 89
 Josh Arbour -----1998, 00
 Neal Arcuri -----1980, 81, 82
 Timothy Arndt -----1968
 Ben Arnold -----1997, 98, 99
 James Arnold -----1982, 83, 84
 Tyler Arnold -----2004
 Larry Ashbaugh -----1981, 82
 John H. Atkinson -----1920, 22
 William A. Atkinson -----1892
 Mitch Au -----1995
 Myron C. Avery -----1909
 Lawrence B. Avison -----1909, 10
 Michael Awdric -----1983
 Paul D. Axtell -----1902

B

John Bailey -----1964, 65, 66, 67
 Andrew Baird -----1981
 Dave Baka -----1985, 86
 Dale Baker -----1976
 Don Baker -----1960, 61, 62, 63
 James Baker -----1969
 William P. Baker -----1910
 William P. Balloon -----1942
 Tim Balmat -----1972, 73
 Donald L. Baltz -----1956
 Richard A. Baragry -----1955
 Matt Barbee -----1996, 97
 George Bare -----1963, 64, 65, 66
 George R. Bare -----1949
 Brian Barnes -----1999, 01

Julius Barnes -----1995
 Gregg Barney -----1979, 80, 81, 82
 Darren Barr -----1982, 83, 84, 85
 Bruce Barrett -----1979, 80
 Gary Barrett -----1960
 Mike Barrett -----1979, 80, 81, 82
 Terence Barrett -----1968, 70
 Dave Batchelor -----1971, 73
 De Loss T. Baun -----1941
 Torrence B. Beck -----1908, 10
 Myles Beeler -----1926, 27, 28
 Ryan Beeler -----1998, 99, 00
 James T. Begg -----1904
 Jerrold J. Behringer -----1953
 Robert E. Beidler -----1953
 Tony Bekavac -----1993, 94, 95
 Joe Belyusar -----1996, 97
 Geoff Belz -----1986, 87, 88, 89
 Elden V. Benedict -----1913, 14, 15
 Verne D. Benedict -----1905
 Randy Benefield -----1979, 80, 81, 82
 Matt Benson -----2000
 Scott Bentley -----1992, 93, 94
 Mike Berg -----1981, 82, 83
 Mark Berger -----1991, 92, 93
 Felix Berry -----1976, 77
 Lawrence W. Bettes -----1951
 Byron Beynon -----1929
 Gary Bielek -----1975
 Roy Biljetina -----1971, 72, 73, 74
 John S. Billingsley -----1918, 19, 20
 James A. Bing -----1927, 28, 29
 R. Thomas Bing -----1955
 G. William Bingaman -----1943
 Brad Bischoff -----1977, 78
 James A. Bishop -----1929
 Larry Bishop -----1979
 Donald Black -----1966, 67
 Louis E. Black -----1939
 Marion E. Black -----1927, 28, 29
 Robert F. Black -----1939
 Walter Blaich -----1961, 62, 63, 64
 Mark Blocher -----1964, 65
 Bobby Block -----2004, 05
 Scott Bloom -----1990, 91, 92
 John Blosser -----1965
 Wayne C. Blough -----1925, 26, 27
 Alex Boardman -----1995
 Thomas Boardman -----1966, 67, 68, 69
 Chris Bodle -----1994, 95, 96, 97
 Nick Boeder -----1993, 94
 Charles W. Bogle -----1892
 Robert P. Bogniard -----1923
 John Bohannon -----1971, 72, 73, 74
 Mark Boillotat -----1981, 82, 83
 Gary Boldiszar -----1995, 96, 97
 John O. Bolvin -----1951
 James Bonella -----1976
 Julius Booker -----1999, 00
 Travis Booker -----1992, 94
 Ray Boone -----1987, 88, 89
 Don Bordine -----1976
 Ronald L. Bornhuetter, Sr. -----1952
 Joseph Botsko -----1929, 31
 Harold J. Bowman -----1930
 John T. Boxwell -----1924
 John N. Boyce, Jr. -----1942
 Deron Boyd -----2005
 Robert Boyd -----1965
 Carle S. Boyer -----1942
 William W. Boyer, Jr. -----1946
 Wade Boyle -----1963, 64, 65, 66
 Andrew Branch -----2003, 04, 05

David Brand -----1960, 61, 62
 Robert B. Brand -----1939
 William F. Brannan -----1915, 16, 17
 Gary Braun -----1973
 Robert Braun -----1960, 61, 62
 Jim Bressi -----1972, 73, 74, 75
 Brad Brewer -----1991, 92, 93
 Carl W. Bridenstine -----1929, 30, 31
 Edwin E. Brikkerhoff -----1932
 Mike Bringardner -----1972, 73, 74, 75
 Edwin E. Brinkerhoff -----1930, 31, 32
 Stephen M. Brinton -----1908, 10
 Lawrence Britton -----1957, 58
 Matt Brock -----1995
 Paul Bronkar -----1969
 Joel Brooks -----1989
 Bill Brown -----1974, 75
 Dave Brown -----1978, 79, 80, 81
 G. Ousley Brown -----1928
 Horatio A. Brown -----1901
 Jim Brown -----1988, 89
 Kevin Brown -----1996, 97, 98, 99
 Thomas Brown -----1964
 Irvin H. Brune -----1926
 Mike Bubb -----1990
 Dan Buccier -----1998
 Bob Buchanan -----1969, 72
 Calvin H. Buchanan -----1946
 P. Stuart Buchanan -----1915, 16
 Ralph N. Buehler -----1929, 30
 Gary Buhmeyer -----1981, 83
 Jon Bulkley -----1984, 85, 86, 87
 Donald L. Bunting -----1933
 Don Burbrink -----1972, 73, 74
 George G. Burns -----1892
 Roswell C. Burns -----1913, 14, 15
 Myndret C. Busack -----1948
 Bobbie W. Bush -----1955
 William Bushfield -----1959, 60
 Wayne Butler -----1964, 65, 66, 67
 Don W. Byerly -----1954
 Keith Byers -----1982, 83, 84
 Pat Byrne -----2005

C

Chris Cabot -----1998, 99, 00, 01
 John Cafarelli -----2000, 01
 Edward L. Cairns -----1955
 Eugene Caldwell -----1974
 Matt Call -----1977, 78, 79, 80
 Dan Callahan -----1956
 Louis T. Cameron -----1915
 Donald A. Campbell -----1939
 Robert L. Campbell -----1890
 Walter C. Campbell -----1904, 05, 06
 Walter L. Campbell -----1934, 35
 Edward R. Candor -----1907
 Chris Carini -----1986, 87, 88, 89
 Richard W. Carleton -----1912, 13, 14
 Richard Carmel -----1984, 85, 86, 87
 David H. Carmer -----1905
 Bob Carpenter -----1975, 76
 Seth Carpien -----1992
 Dan Carter -----2001
 Terry Carter -----1984, 85, 86, 87
 Mike Casey -----1987, 88, 89
 Raymond R. Cassidy -----1935, 36
 Craig Catanzarite -----1984
 Felix Catheline -----1998, 99, 00
 Vince Cellini -----1977, 78, 79, 80
 Richard Ceol -----1979

Ron Cetovich -----1972, 73
 James G. Chalfant -----1892
 Bruce Chappellear -----1967, 68, 69
 Joseph J. Charvat -----1938
 Stephen Chase -----1968, 69
 Oliver B. Chittick -----1934
 Frederick E. Christian -----1927, 28
 Philip Ciriegio -----1975, 76
 Tony Ciriegio -----1975
 Algia Clark -----1982
 Bernard K. Clark, Jr. -----1935, 36
 John C. Clark -----1952
 John O. Clay -----1942
 Wallace Clay -----1920, 21
 William Clay -----1957
 Bill Clifton -----1979, 80
 Steve Clifton -----1969, 70
 Earl C. Cline -----1939
 Tim Cline -----2001, 02, 03, 04
 Royal S. Clisby -----1924
 Mike Close -----1993
 William Coburn -----1979
 Robert R. Coccia -----1948
 Paul Cochran -----1980, 81, 82
 Francis M. Cody -----1923
 Rickey Coleman -----2002
 Vincent Coleman -----1979
 Arthur C. Collins, Jr. -----1935, 36
 A. Worth Collins, Sr. -----1910, 11, 12
 Fred R. Collins -----1909, 10, 12
 Gerald Collins -----1958, 59, 60, 61
 Harold P. Collins -----1912, 15, 16
 Pat Collins -----1980, 81
 Charles E. Colwell -----1942
 Arthur H. Compton -----1910, 11, 12
 Karl T. Compton -----1904, 05, 06, 07
 Ned Compton -----1972, 73, 74
 William C. Compton -----1917
 Wilson M. Compton -----1910
 Tim Conklin -----1999, 00
 Jerry Conroy -----1999
 Sean Conway -----1997, 98
 Raymond Cook -----1968
 Richard Cook -----1961, 62
 Al Cooksey -----1959, 60, 61
 Ralph S. Cooley -----1931
 Geoff Cooper -----2004, 05
 John Cooper -----1975
 Stewart E. Cooper -----1944
 Lee Corbett -----1962, 63, 64, 65
 Daniel E. Cordova -----1942
 Bob Corna -----1990, 91, 92, 93
 Steve Coss -----1981, 82, 83, 84
 Phil Cotterman -----1962, 63, 64, 65
 Robert Courson -----1965
 E. Granville Crabtree -----1905
 Jeff Crabtree -----1988, 89, 90
 Chris Craig -----2003, 04, 05
 J. Stewart Crawford -----1907, 08, 09
 Ray Crawford -----1959, 60, 61
 John W. Creighton -----1935
 Wesley J. Crile -----1951
 Henry B. Critchfield -----1926
 Drew Crock -----2001
 Robert P. Crone -----1956
 Mead E. Crooks -----1913, 14
 James L. Crow -----1954
 Thomas Crow -----1978
 Arthur H. Cruikshank -----1933
 Fred G. Cruikshank -----1934
 Michael Crunelle -----1972

ALL-TIME LETTERWINNERS



Seth Duerr, considered by most as the best defensive player ever at Wooster, is one of three Scots to have been an All-American three times.

Clarence W. Cummings —1910, 11
 William E. Cunahan —1938
 Arthur M. Cunningham —1911, 12, 13
 Roger D. Curfman —1933, 34, 35
 John Currid —2000
 Samuel R. Curry, Jr. —1949
 Jalam Cutting —2005
 Marty Cvelbar —1976, 77, 78
 Bob Cyders —1969, 70, 71, 72

D

Thomas Dahms —1960, 61, 62, 63
 Sherman S. Dalbey —1947
 David Dalrymple —1983
 Martin Danial —2002, 04
 Scott Danison —1991
 Vern J. Dannemiller —1954
 Ryan Dansak —1996, 97, 98, 99
 William J. Daub —1916, 17
 Richard Davies —1958
 Brad Davis —1999, 00, 01
 Jade Davis —2001, 02
 Jim Davis —1970, 71, 72
 Wayne Davis —1990, 91, 92, 93
 A. Price Daw —1950
 George Dawkins —1954
 J. Carroll Dean —1949
 Terence Dean —1975
 Daniel C. DeArment, Jr. —1952
 Thomas Deger —1967
 Elgin G. Deidrick —1943

Julius C. Demi —1931
 Bobby Denham —1974, 75
 James Denison —1958, 59
 Thom Denman —1970, 71, 72, 73
 Eugene DePasquale —1992
 Jim DeRose —1969, 70
 Chester M. Destler —1923, 24
 Kenneth E. Destler —1925
 Paul H. Destler —1927
 Guy DiCicco —1961, 62, 63
 Joseph DiCicco —1962, 63, 64, 65
 Frederick G. Dickason —1925
 Kevin Dickey —1970, 72, 73
 Glenn Dickmann —1973
 Ramon L. Didez —1951
 Mark Difeo —1970, 71
 Quinten Dillon —1971, 72, 73
 Robert W. Dillon —1944
 Mark Dinan —1984
 Rodney Dingle —1963, 64, 65
 Tom Dingle —1956, 57, 58
 Ed Dingman —1956, 57, 58
 John M. DiScipio —1933, 34, 35
 Harry A. Ditch —1941
 Gregg Dittoe —1971, 72, 73
 Charlie Divine —1996, 99
 William Dixon —1984
 Maynard L. Dodez —1926
 Paul W. Dodez —1934
 Vernon D. Dodez —1935
 Kyle Dolbow —1970
 Greg Donatelli —1980, 81
 Patrick Donegan —1983
 H. Lee Donley —1929
 James E. Donley —1929, 30, 31

Jim Donnelly —1965, 66
 Jack W. Dorricott —1950
 Boyd P. Doty —1931
 Mike Doty —1992, 93, 94
 Kelly Doup —1976, 77
 David D. Dowd, Jr. —1950
 John C. Dowd —1954
 Robert Doyle —1984
 W. Lester Drabenstott —1934, 35, 36
 David Dronsfield —1957, 58
 Jon Drover —1995, 96, 97
 L. Rex Drown —1908, 13
 Rick Drushal —2003, 04, 05
 Alexander T. Drysdale —1940
 Dale Duca —1972
 Seth Duerr —1997, 98, 99, 00
 Earl M. Dunbar —1918, 19, 20
 Randall E. Duncan —1917, 18
 Jeff Durbin —1970, 71, 72, 73
 Joe Dzuban —1995, 96, 97, 98

E

William Eaves —1962
 Clarence F. Eddy —1913, 15
 William A. Eddy —1914, 15, 16
 James I. Eden —1948
 Robert W. Edwards —1942
 Harry V. Eicher —1942
 Robert A. Elder —1909, 10
 Francis Elliott —1966, 67, 68
 Jeff Elser —1995, 96, 97, 98
 Steve Emerson —1965, 66
 John I. Emmett, II —1942

Jerry Emmons —1959, 60, 61
 Dave Engler —1979
 Dwight M. Ervin —1909
 John R. Ervin —1941
 James Eskridge —1984
 Bill Evans —1957, 58, 59
 Fred Evans —1982, 83, 84, 85
 Ken Evans —1969, 70, 71, 72
 Lester S. Evans —1909, 10, 11
 Marvin W. Evans —1941
 Richard F. Evans —1907, 09
 Thomas W. Evans —1934
 James R. Ewers —1953
 R. Darrell Ewers —1954

F

Darren Farmer —2003, 04, 05
 Drew Fay —1999, 00, 01, 02
 Josh Feesler —2004, 05
 Michael Feller —1981
 Alfred Ferguson —1936
 Gene Ferguson —1958
 Jeffrey Ferguson —1980
 Leandro Fernandez —2000
 Jordan Ferns —2005
 Joseph Ferrante —1962, 63
 Steven Ficyk —1979
 Bob Fields —1972
 Samuel Findley —1976
 Howard V. Finefrock —1933, 34, 35
 Harvey E. Finley —1911, 12, 13
 Oney Fitzpatrick —1976, 77, 78, 79
 Wilson I. Flattery —1922, 23, 24
 John T. Flippen —1950
 Eric Fluharty —2005
 J. Herbert Foley —1934
 Edward Forgy —1889
 Charles C. Forrest —1913, 14, 15, 16
 Robert J. Forthofer —1939
 Dale Fortner —1978, 79, 80, 81
 T.J. Fortunato —1988
 Kenneth E. Fowler —1939
 Edwin Fox —1984, 85, 86, 87
 James E. Fox —1924, 25, 26
 Rick Fox —1991, 92, 93
 Wally Fox —2000, 01
 Dave Foy —1970, 71, 72, 73
 Enoch H. France —1908
 David Fraser —1958, 59, 60
 Lawrence C. Freer —1915, 16
 Brandon French —2004, 05
 James M. Frey —1934
 Stefan Frey —1989, 90, 91
 Ward A. Fritz —1920, 21, 22
 Rich Froehlich —2000
 John E. Frost —1931, 32
 Donald F. Fry —1948
 Kenny Fry —2001, 02
 Ronald Fry —1971
 Reuel M. Fullerton —1919
 Harold W. Fulton —1910, 11
 Ralph W. Fulton —1912
 Theodore E. Fulton —1908
 Willis M. Fulton —1918, 19, 20
 Mike Fusco —2000, 01

G

Olin J. Gabriel —1922, 23, 24
 Mike Gajdzik —1982, 83

ALL-TIME LETTERWINNERS

Frank Galati -----1997, 98, 99
 Keathun Gale -----1996, 97, 98
 Chris Gallagher -----1987, 88
 Daniel Gallagher -----1984, 85
 William Gallagher -----1958
 Bill Gantzer -----1974, 75, 76
 Jim Gantzer -----1975
 Marco Garcia -----2003, 04, 05
 Bob Gardner -----1976, 77, 78, 79
 John M. Gardner -----1956
 Tim Gargas -----1992, 93, 94, 95
 Trevor Garner -----1990, 91, 92
 Gordon G. Garvin -----1905, 06
 James F. Garvin -----1908, 09
 Justin A. Garvin -----1905, 06, 07
 Clinton F. Gattshall -----1934
 Harry D. Gault -----1909, 10
 Wesley Geer -----1977, 78, 79
 Jeff Geffert -----2005
 Dave Geiger -----1980, 81
 Joseph Gelhaus -----1976
 Jim Gerard -----1972, 73, 74, 75
 Richard T. Gernert -----1940
 Aaron Gertz -----2004, 05
 John W. Ghormley -----1917, 18
 Leo Ghormley -----1914, 15, 16
 Daniel Gibson -----1960, 61, 62, 63
 Kraig Gibson -----1970, 71, 72, 73
 P.D. Giffin -----1921
 Lewis H. Gingrich -----1914, 15
 Drew Gittus -----2000, 01, 02, 03
 Mark Giuliano -----1981, 82
 Tim Glaser -----1983, 84, 85
 Richard Glasgow -----1963
 C. William Glatz -----1943
 Andrew C. Goheen -----1943
 John L. Goheen -----1904, 05

John L. Goheen, Jr. -----1930, 31, 32
 Robe H.H. Goheen -----1901
 Jeff Golini -----1978, 79, 80, 81
 Carl G. Gonzalez -----1940
 Brandon Good -----1995, 96, 97, 98
 David P. Goodall, Sr. -----1936, 37
 Livingston T. Goodman -----1913, 14
 Terrence Goodman -----1980
 Greg Gordon -----1978, 79
 James Gordon -----1960, 61, 62
 Jim Gordon -----1989, 90
 Michael Gordon -----1964, 65, 66, 67
 Stuart Gordon -----1992, 93
 Frank Goscewski -----1982
 Walter S. Goshorn -----1930, 31, 32
 John A. Gotshall -----1935, 36, 37
 Tom Gradisher -----1965
 Sam Gradwohl -----1994
 John Graebing -----1993, 94, 95
 Duane Graffice -----1977
 Roscoe S. Graham -----1903
 Walter C. Gram -----1916, 17, 18
 Brian Grandison -----1988, 89, 90, 91
 J.R. Grandison -----2003
 Ivan P. Greene -----1920
 Doug Greenleaf -----1977, 78
 Jonah Gregg -----2001, 02
 Thomas G. Gregg -----1953
 Glen L. Griebel -----1939
 Elmer F. Griesinger -----1909
 John Griffey -----2001
 Mike Griffis -----1998
 Pat Griffis -----1997, 98
 Michael Griffith -----2000
 Mark Griggs -----1980
 Gene G. Grim -----1949, 50
 Ron Grimm -----1986

Tom Grippa -----1974, 75, 76, 77
 Doug Grosel -----1982, 83, 84, 85
 George F. Grosjean -----1924, 25, 26
 Robert O. Grosjean -----1913, 14
 Keith Gross -----1966
 Joe Grunda -----1970, 71, 72, 73
 Reed Grunder -----1959
 Lawrence A. Guinther -----1914, 15
 John H. Guzzo -----1948
 Mark Gysan -----1977

H

Chuck Haas -----1973, 74, 75, 76
 Matt Haas -----1991, 92, 93, 94
 George S. Hackett -----1909, 10, 11
 Charles Haggerty -----1983, 84, 85, 86
 Robert W. Hague -----1917, 18, 19
 Richard Hahn -----1963, 64, 65, 66
 Harold L. Haines -----1929, 30
 J. Donald Haines -----1929, 30
 Nick Hajjar -----2000, 01, 02, 03
 Tim Hallett -----1993, 94, 95
 Don F. Halter -----1942
 Chris Hamilton -----1989, 90, 91
 Donald S. Hamilton -----1931, 32, 33
 Paul Hamilton -----2005
 Lowell D. Hammond -----1934, 36
 Bill Handwerk -----1970, 71, 72, 73
 Charles Hansen -----1965, 66
 Chuck Hansen -----1994, 95
 Dan Hansen -----1991, 92
 Derrick V. Harding -----1928
 Don E. Harper -----1934
 Mark Harper -----1994
 Russ Harpring -----1974, 75, 76, 77

Anthony Harris -----1984, 85, 86, 87
 Bill Harris -----1969, 70, 71, 72
 Jeremy Harris -----1993, 94, 95, 96
 Kevin Harris -----1983, 84, 85
 Frank W. Harrison -----1908, 09
 Tim Hartinger -----1976
 Charles H. Hartman -----1917, 18, 19, 20
 Edward Hartmann -----1961, 62
 Ryan Hartschuh -----1999, 00, 01, 02
 Booker Hatcher -----1968, 69, 70
 Gideon D. Hatfield -----1905, 06, 08
 Paul C. Hawk -----1924
 Michael Haworth -----1966
 John D. Hayes -----1906, 07, 08
 L. Newton Hayes -----1904
 Herbert H. Hayman -----1904, 05
 Jeremy Haynes -----1999, 00
 William Hays -----1964, 65
 John F. Healey -----1941
 Terrence Heaphy -----1964, 65, 66
 William Heaton -----1968
 Kevin Heintschel -----1998, 99, 00
 Michael Held -----1980
 David C. Henderson -----1938
 Kelly A. Henderson -----1924
 John W. Hendrickson -----1936, 37
 Mike Henry -----1963
 Charles Hepp -----1961
 James Herak -----1977
 Jon Herak -----1975, 76
 William A. Herbert -----1944
 Robert S. Herbst -----1914
 Wayne W. Hersheberger -----1954
 Homer I. Hess -----1919, 20, 21
 Steve Hester -----1975, 76, 77
 Tracy Hetrick -----1963, 64, 65, 66
 Brad Hewitt -----1993
 Jon Hicks -----2002
 John G. Hill -----1946
 Arthur Hoff -----1956
 Charles Hoffman -----1968, 70
 H. Philip Hofmann -----1942
 Arthur K. Hoge -----1941
 John F. Hogestyn -----1949
 Samuel Hogue -----1984
 Douglas Hole -----1960, 61, 62
 Maurice E. Hole, Jr. -----1955
 Robert J. Hole -----1913, 14, 15
 Damon Holmes -----1992
 Jon Hooley -----1989, 90
 Rob Hooper -----1999, 00, 01, 02, 03
 E. Mead Hopkins -----1920, 21
 Jerry Horcha -----1963, 64, 65
 Paul Horky -----1928, 30
 Russell L. Horky -----1940
 Timothy Horne -----1967, 68, 69, 70
 Brad Horst -----1996, 97, 98, 99
 William E. Horton -----1939
 Mike H. Horvath -----1943
 Perry Hoskins -----1975, 76, 77
 Dale Hostenske -----1969, 70, 71, 72
 Harry Hostetter -----1914, 15
 James W. Hostettler -----1931, 32
 Samuel I. Hott -----1926
 Charles Howard -----1956, 57, 58, 59
 Harry K. Howard -----1930, 31
 Kevin Howard -----1984, 85, 86, 87
 Richard Howe -----1982
 Oliver W. Howell -----1930, 31
 Wendell Howell -----1932
 Dan Howes -----1980



Brandon Good still holds the NCAA Division III record for most consecutive games with a reception (40).

ALL-TIME LETTERWINNERS

John Hrewya -----1974
 Tom Hubbard -----1973, 74
 Glen Hudson -----1970
 Raymond E. Hudson -----1941
 Bill Huff -----1973, 74
 Fred D. Huffer -----1919, 20, 21
 Edward S. Hughes -----1949
 Robert Hull -----1926
 Russell S. Hull -----1923, 24, 25
 Tony Humbert -----1992, 93, 94, 95
 Ted F. Humphreys -----1928
 William L. Humphries -----1955
 Raymond W. Hunter -----1907, 08
 Wayne L. Hunter -----1944
 Byron W. Hurlbut -----1940
 Joe E. Hurst -----1922, 23, 24
 David W. Husted -----1942
 Ron Hustwit -----1994
 Dan Huzvar -----1998
 Richard Hyde -----1964, 65, 66, 67

I

Fred Ingram -----2002, 03
 Clyde G. Inman -----1915, 16
 Michele Ionno -----2005
 Scott Izzo -----1986, 87, 88

J

Demar Jackson -----1998, 00, 01
 Matt Jackson -----2001, 02, 03, 04
 Tim Jackson -----1977, 78, 79, 80
 Albert G. Jacobs -----1903, 04, 05, 06
 R. Campbell Jacobs -----1955
 Jay R. James -----1934, 35
 John Jameson -----1889
 Robert B. Jameson -----1924, 25, 26
 Geoff Jamison -----1992, 93
 James Jardine -----1966
 Gene Jarvis -----1959, 60
 Ryan Jayne -----2001, 02, 03, 04
 Dan R. Jennings -----1940
 Craig Jensen -----1964, 66, 67
 Bruce Johnson -----1989, 90, 91
 Dean Johnson -----1976
 Kenneth Johnson -----1909, 10
 Lon Johnson -----1971, 72, 73
 Michael Johnson -----1984, 85, 86
 Otis L. Johnson -----1909, 10, 12
 Steve Johnson -----1993, 94, 95, 96
 Wes Johnston -----1986, 87
 Rolland H. Jolliff -----1926, 27
 Brock Jones -----1984, 85, 86, 87
 Damon Jones -----1989
 Dave Jones -----1980, 81, 82, 83
 Dave Jones -----1974, 75
 Fred Jones -----1974
 George M. Jones -----1914, 15
 Lewis Jones -----1980, 81
 Reuben Jones -----1979
 Robert Jones -----1963
 Scott Jones -----1999, 00, 01, 02
 Stanley G. Jones -----1946
 Tom Jones -----1981, 82
 Tyrone Jones -----1986, 87
 George G. Joseph -----1939
 Rich Judd -----1995, 96, 97, 98
 Alfred L. Juilliard -----1893

Clarence D. Junkin -----1922, 23, 25, 26
 Rob Junkin -----1982
 Thomas R. Justice -----1956

K

Lewis P. Kalb -----1905
 Martin E. Kallio -----1927, 28, 29
 Vic Kaminski -----1988, 89, 90
 William G. Kardos -----1955
 Craig Karpinski -----1975, 76
 Chris Kasprzyk -----1971, 72, 73, 74
 Christian A. Kate -----1924, 25
 Frederick H. Kate -----1936, 37
 Karl K. Kate -----1941
 Kenneth P. Kate -----1936
 Richard M. Kate -----1938
 Jerry F. Katherman -----1945
 Joe Kearney -----2001, 02, 03, 04
 Robert Kehl -----1981
 James F. Kelly -----1905, 06, 07
 Robert A. Kelly -----1908, 09, 10
 Rob Kelm -----2005
 Walter L. Kemper -----1909
 Eric Kendall -----1989, 90
 James E. Kennedy -----1948
 Joseph W. Kennedy -----1912, 13
 William H. Keplinger -----1922
 Seth Kerechanin -----2001, 02
 Weldon G. Kerr -----1948
 John Kewn -----1977, 78, 79, 80
 Dennis Keyes -----1965, 66, 67, 68
 Steve Kibler -----1987, 88
 Isaac Kidd -----1996

John Kieffer -----1969
 Richard Kiernan -----1977
 Brian Kight -----2000, 02, 03, 04
 Jay E. Kilpatrick -----1911
 Thomas Kimmey -----1967
 Thomas W. Kimmins -----1956
 Thomas Kincaid -----1984, 85, 86, 87
 Bradley King -----1980
 Raymond E. King -----1915, 16
 Thomas Kinner -----1974
 James W. Kirk -----1916
 Laurel J. Kirk -----1918
 Tony Klonowski -----1996
 Charlie Knapic -----1989, 90
 Charlie Knapke -----1997, 98, 99
 Matt Knepp -----2002
 David E. Knight -----1948
 George M. Knisley -----1919
 Robert Koe -----1989
 Scott Koebly -----1978, 79, 80, 81
 Rick Koeth -----1972, 73, 74, 75
 Abram A. Kohr -----1910, 11
 Rick Kolencik -----1977, 78
 Michael Kolody -----1967, 68
 William Konnert -----1959, 60
 Jesse Koski -----2001, 02, 03, 04
 Mike Kozar -----1979
 Mike Krackenberger -----1996, 97, 98, 99
 Bill Krantz -----1995
 Dana Kreeger -----1991, 92, 93, 94
 Dan Kremer -----2003, 04, 05
 Matthew Krevter -----1982
 Tom Krivos -----1968, 69, 70

L

Morris Laatsch -----1966, 67, 68, 69
 Doug Laditka -----1995, 96, 97, 98
 Jason Lahna -----1999, 00
 Bjorn Lake -----1993, 94, 95, 96
 Ray Lance -----1962
 James W. Landes -----1954
 Joseph O. Lane -----1948
 Sam Lane -----1987, 88
 Mitchell Laps -----1968
 Greg Lare -----1994, 95, 96
 Jeff Lasell -----1987, 88, 89
 Gayle J. Lathrop -----1931
 F. (Gi-Gi) Latiff -----1982, 83
 Ian Lauer -----1997, 98, 99
 Rick Lauretig -----1976
 Charles L. Layport -----1923, 24, 25
 Herbert Layport -----1921, 22
 John E. Layport -----1920, 21, 22
 Thomas W. Layport -----1917, 18, 19
 Aaron Lear -----1990, 91, 92, 93
 Jason Legg -----1994, 95, 96, 97
 Boyd D. Lehman -----1909
 Jay E. Lehman -----1942
 Sanford P. Lehman -----1925, 26, 27
 Carl B. Lehmann -----1905, 06
 Francis S. Lehmann -----1904, 05
 Ward K. Lehr -----1953
 Robert Leign -----1961, 62, 63
 David Lenhart -----1973
 Oscar W. Lenhart -----1912, 13, 14
 Rick Leone -----1977, 78, 79, 80
 Ken LeVine -----1973, 74



Matt Mahaffey, a recipient of a prestigious NCAA Postgraduate Scholarship, is the NCAC's career leader in punting average (39.1).

ALL-TIME LETTERWINNERS

Mark Lightfoot -----2003, 04
 Marcus R. Limb -----1891
 Ronald Lingenfelter -----1977
 Harry Lloyd -----1904, 05, 06, 07
 F. Emerson Logee -----1937
 Robert D. Logee -----1916, 17, 18
 Karl Lohwater -----1973, 74, 75
 Craig Lombardi -----1986, 87, 88
 Charles C. Long -----1890
 Jon Long -----1992, 93
 John Loughridge -----1963, 64, 65
 William J. Love -----1926
 Ken Lowe -----1986
 Rick Lowe -----1970, 71, 72, 73
 Edmond D. Lucas -----1901, 02
 Phil Lucchese -----1982, 83, 84
 Joe Luckring -----1986, 87, 88, 89
 Bill Ludwig -----1995
 Ryan Lundenberger -----1997
 John J. Lykos, Jr. -----1950
 Thomas J. Lykos -----1947
 J.D. Lyle -----2004
 Kevin Lynch -----1976, 77
 John N. Lyon -----1991
 Tim Lyons -----1988, 89, 90, 91
 William Lyons -----1957, 58
 Wayne Lytle -----1956

M -----
 Chris Mace -----1995
 Kris Mackey -----1997, 98, 99, 00
 Herbert Mackintosh -----1907, 09, 10
 Bob Macoritti -----1969, 70, 71, 72
 George J. Madzia, Jr. -----1928
 Bill Magaw -----1974, 75, 76
 Matt Mahaffey -----1996, 97, 98, 99
 Luke Mahoney -----1995
 Ben Maibach -----2000
 Walter W. Maize -----1912
 Jeffrey Malcolm -----1977
 Edward Malin -----1952
 Jesse Malin -----1950
 T.J. Mallory -----1988, 89, 90, 91
 Mike Malone -----2002
 Sean Malone -----1995, 96, 97
 Ronald Maltarich -----1967, 68, 69, 70
 Harry S. Manchester -----1914, 15, 16
 Lewis F. Manly -----1922, 23, 24
 John Marcinek -----1989, 90, 91, 92
 Martin Marinos -----1982
 Shawn Marks -----1997, 98, 99
 Guy A. Marsh -----1913, 15
 Michael Marshall -----2005
 Aaron Martin -----2001
 Bob Martin -----1976
 Jason Martin -----1997, 98, 99
 Jeffrey Martin -----1984
 Josh Martin -----1996
 Ned H. Martin -----1954
 Brent Marty -----1994, 95
 Charles P. Masi -----1954
 Samuel J. Masi -----1919, 20, 21
 Kevin Mason -----1982
 Barry Mastrine -----1964, 65
 Seth Mastrine -----1997, 98, 99, 00
 Don Mathews -----1985, 86
 Steven Mauk -----1967
 Charles D. Maurer -----1914
 Horace C. Maurer -----1910, 11, 12
 Karl Mawhinney -----2000
 Gary Maxwell -----1973, 74, 75, 76

Richard C. May -----1952
 Gerald R. Mayer -----1934
 James Mayer -----1964, 65, 66, 67
 Reginald McAlpine -----1989
 William McArthur -----1982
 William D. McCain -----1934
 Robert T. McCalmom -----1936
 Luke McCann -----2005
 Ben McCarty -----2003, 04
 Jim McCauley -----1978, 79, 80
 Mike McClain -----1987
 Steven McClellan -----1957, 58, 59, 60
 Thomas McClung -----1961, 62
 George W. McClure -----1923
 Pete McClure -----1975
 Allan S. McConihe -----1930
 Edward S. McConnell -----1904
 Rob McCoy -----1976, 77, 78
 Robert L. McCracken -----1931, 32, 33
 Greg McCue -----1985
 Louis P. McCulloch -----1901
 Bishop H. McDonald -----1937
 Kelly McFarland -----1996, 97, 98, 99
 Albert G. McGaw -----1890
 James A. McGlashan -----1924, 25, 26
 Robert L. McGuire -----1955
 John McIlvaine -----1964, 65
 John McKenna -----1976
 Pat McKenna -----1987, 88, 89
 Patrick McKinley -----1974
 Scott McManamon -----1999, 00, 01, 02
 Bill McMillan -----1972, 73, 74
 Charles McMillan -----1971, 73, 74
 Scott McMillen -----1989, 90
 Richie McNally -----2001, 02, 03, 04
 Tom McOwen -----1994
 James G. McQuaid -----1917
 Dave McQuate -----1980, 81, 82, 83
 Bill McRitchie -----1980
 James M. McSweeney -----1906, 07
 John McSweeney -----1911
 John R. McVicker -----1926
 Bob McWhirter -----1979, 80, 81
 Edwin W. Meese -----1903
 Regal C. Meier -----1929
 James Meissner -----1960
 Andrew B. Meldrum -----1907, 08
 James Melvin -----1974
 Pierre H. Mequillet -----1893
 Dave Merriman -----2001, 02
 Albert C. Metts -----1915
 Clyde T. Metz -----1949
 Walter H. Metzler -----1927, 28
 Gerald Meyers -----1965
 Brad Michel -----2002, 03, 04, 05
 Bill Miklandric -----1996, 97
 Charles C. Miller -----1889
 Charles Miller -----1965, 66
 David D. Miller -----1904
 David J. Miller -----2005
 Garn Miller -----2003
 Gary A. Miller, Jr. -----1992, 93, 94
 Gary Miller -----1989, 90
 J. Ernest Miller -----1930, 31, 32
 John W. Miller -----1921, 22
 Mark Miller -----1972, 73, 74
 Raymond H. Miller -----1928, 29, 30
 Robert C. Miller -----1932, 33
 Robert D. Miller -----1913, 15
 Roy F. Miller, Jr. -----1944
 Rusty Miller -----2003
 Simon M. Miller -----1902, 03
 William F. Miller -----1940

William H. Miller -----1939
 Andrew Milligan -----2005
 Richard V. Milligan -----1954
 John R. Miner -----1939
 Hugh J. Mitchell -----1922, 24
 William F. Mitchell -----1918, 19, 20
 Andy Mizak -----2003, 04, 05
 Dan Mizener -----1997, 98
 Tom Mobilia -----1978, 79, 80, 81
 Samuel J. Mollet -----1923, 24
 Tige Monacelli -----1991, 93
 Rob Mondillo -----1992, 93, 94
 Jason Monia -----1995
 Mark Monter -----1979
 Damond Moodie -----1991, 92
 E. Blake Moore -----1976, 77, 78, 79
 Pete Moore -----1974, 75, 76, 77
 Robert H. Moore -----1889
 Bob Morehouse -----1969, 70, 71, 72
 Frank Morgan -----1972
 Gordon F. Morkel -----1942
 Jeff Morris -----1991
 Mark Morris -----1989, 90
 Brian Morrow -----1984
 Steve Motil -----2004, 05
 James B. Mount -----1913, 14
 Kyle Mueller -----1998, 99
 George Muller -----1977, 78
 Peter Muller -----1983
 Bradford Munn -----1976
 Jeff Munn -----2000
 James B. Munson -----1938
 John Murphy -----1965, 66, 67
 Arthur Murray -----1916, 17, 19
 George J. Murray -----1944
 Mike Murray -----1995, 96, 97, 98
 David Mushweck -----1984, 85, 86, 87
 Virgil L. Musser -----1955
 Jay Myers -----1996, 97, 98, 99

N -----
 Todd Naelitz -----1999, 00, 01
 Mphatso Namwali -----1991
 Jason Nappier -----1995, 96, 97, 98
 Anthony Natale -----1993, 94, 95, 96
 Chip Neilson -----2005
 Clifford A. Nelson -----1929, 30, 31
 Dana Nelson -----1981, 82, 83
 Tom Nelson -----1981, 82
 Joe Neroni -----1977, 78, 79, 80
 Chris Nicely -----1970, 71, 72, 73
 Andy Nicholson -----1985, 86, 87, 88
 Tim Nicholson -----1984, 85, 86, 87
 Daniel Niehaus -----1958, 59, 60, 61
 Tim Niekamp -----1978
 Mike Noble -----1994, 95, 96, 97
 Richard Noble -----1960, 61, 62
 Warren Noonan -----1970
 Kenneth Norris -----1964, 65, 66
 G. Kenneth Nouse -----1947
 Mike Nunnari -----2001, 02, 03, 04
 Willard R. Nussbaum -----1931, 32, 33
 Jeffrey Nye -----1964, 65, 66, 67

O -----
 Ryan Oates -----1996, 97
 Roy A. Ober -----1950
 Clayton J. Oberholtzer -----1934, 35
 Andrew O'Connell -----2005

Russ Oechsle -----1970, 71, 72
 John E. Olson -----1925
 Patrick O'Neal -----1978
 Frank S. O'Neil -----1902
 Jeff Orwick -----1977, 78
 Jay Overbye -----1983, 84
 John D. Overholt -----1904, 05, 06

P -----
 Alanson L. Palmer, Jr. -----1907, 08
 Bill Palmer -----1973, 74, 75
 Scott Palmer -----1988, 90
 Stephen E. Palmer -----1915, 16
 Steve Palmer -----1989, 90
 Dave Pandilidis -----1974, 75, 76
 Dean Paolucci -----1995
 John Papp -----1984, 85, 86
 John Papp -----1956, 57, 58, 59
 David R. Parks -----1920
 William Parks -----1979
 Aaron Patterson -----2005
 Kim Patton -----1982, 83, 84
 Paul B. Patton -----1914, 15
 Joe Pavlich -----2001, 02, 03
 E.C. Pelaia -----1986, 87, 88, 89
 Mike Pellegrino -----1981, 82, 83
 Greg Peltz -----2004, 05
 Karl Penn -----1987, 88, 89
 Hugh V. Perkins -----1915
 Brian Perry -----1979, 80, 81
 Chad Peterman -----1996, 97, 98
 Al Peters -----1960
 Greg Pett -----1960, 61
 Calvin N. Pfeiffer -----1923, 24, 25
 Karl T. Pfeister -----1930
 Frederick L. Phelps -----1912
 William W. Phillips -----1892
 Joseph Picciotti -----1981
 Mark Pickett -----1989, 90
 John Pierce -----1912, 13
 Fred C. Pierson -----1927, 29
 David Pieters -----1963
 Fred Pinch -----1995
 Paul Plattner -----1976, 77, 78, 79
 Arthur F. Pocock -----1940
 John W. Pocock -----1936, 37
 David Poetter -----1967, 68, 69, 70
 Alan Pohoryles -----1988
 Richard Poling -----1963, 64, 65
 Arthur R. Pomeroy -----1935, 36, 37
 William D. Pontius -----1948
 George Pope -----1940
 John E. Porter -----1914, 15
 Frederick W. Post -----1931, 32
 Willis H. Post -----1928
 Greg Potter -----1980, 81, 82, 83
 George M. Potts, Jr. -----1918, 19, 20
 Scott Powell -----1987, 88, 89
 Jim Powers -----1975, 76, 77, 78
 James Prentice -----1982
 Robert G. Prentice -----1941
 Jeff Price -----1986, 87, 88
 Morley K. Price -----1930, 31
 Tim Price -----1974, 75, 76
 Harold E. Pryor -----1931, 32, 33
 David Puckett -----2002, 04
 Ed Purcell -----2000, 01
 Phil Puryear -----1987, 88, 89, 90

ALL-TIME LETTERWINNERS



Reggie Ray, an All-American sprinter as well, used his blazing speed to earn a stint in the Arena Football League.

Q	-----
Rick Quayle	-----1969, 70
William E. Quayle	-----1945
John Queener	-----1980, 81, 82, 83
David B. Query	-----1927, 29
William B. Query	-----1927, 28, 29
George A. Quimby	-----1916, 17, 21

R	-----
Tim Raffel	-----1977, 78
Robert R. Rafos	-----1956
Ed Ralls	-----1997, 98, 99, 00
Matt Ralls	-----2001, 02, 03
Steven Ramos	-----1982, 83, 84
Walter J. Ramsey	-----1932, 33
Larry Ramseyer	-----1964, 65
John Ramsier	-----1990, 91, 92
Quincy Randles	-----1906, 07
Thomas Ranft	-----1983
Brian Ransom	-----2001
Abdul Rashid	-----1991, 92, 93
Jim Ratleff	-----1971, 72
James Rattay	-----1967, 68
Jeb Ray	-----2000, 01
Mike Ray	-----2000
Reggie Ray	-----1996, 97, 98, 99
Lowell F. Ream	-----1924
Clair Reed	-----1907
Craig Reed	-----1989, 90

John A. Reed	-----1922
Richard B. Reed	-----1911, 12
David I. Rees	-----1935
Leroy Reese	-----1984, 85, 86, 87
James Reeser	-----1984
Bob Reho	-----1969, 70
Bobby Reiff	-----2005
Gary Render	-----1983
Mike Rendina	-----1977, 78
John C. Renner	-----1944
Robert Rettinger	-----1980, 81, 82
Frank Reutter	-----1995, 96, 97
Lynn E. Revenaugh	-----1911
Paul H. Rice	-----1914, 15
Richard F. Rice	-----1954
Raymond Richards	-----1913
Chris Richardson	-----1995
Gilbert Richardson	-----1976
William W. Riddle	-----1889
Gerald M. Riedt	-----1929, 30
Dave Rieth	-----2003, 04
Mike Riffie	-----1976, 77, 78, 79
George L. Ringland	-----1904
Paul F. Ringland	-----1903
Dan Rittenhouse	-----1995, 96, 97
Eric Roberts	-----1988, 89, 90, 91
Carl L. Robinson	-----1943
Eric Robinson	-----1992
Alfonse E. Rocco	-----1953
Benjamin A. Roderick	-----1917, 18, 19
David M. Roderick	-----1911, 12, 13
Thomas E. Roderick	-----1915, 16, 18
Arch Rodgers	-----1985
Archie Rodgers	-----1962
Ron Roesch	-----1974, 75, 76

Bob Rogers	-----1972, 73, 74
Chris Romano	-----1977, 78, 79, 80
Clifton Romig	-----1964, 65, 66
Theodore F. Romig	-----1928, 29, 30
Kevin Rooker	-----2001, 02, 03
Kyle Rooker	-----1998, 99, 00
John Rose	-----1961, 62
John Rosengren	-----1915, 17
Addison S. Ross	-----1890
Jordan Ross	-----2005
Scott Ross	-----1987
Vic Rowcliffe	-----1989, 90, 91
Jamie Ruhl	-----1991, 92, 93, 94
Anthony Ruiz	-----1977
James A. Rumbaugh	-----1930, 31, 32
Robert L. Runyan	-----1927, 28, 29
Ray Rupert	-----1972, 73
Terry Ruskin	-----1994, 95
Nelson J. Russ	-----1934
James Russell	-----1961
Jared Russell	-----2004
Mathew A. Rutherford	-----1930, 31
John H. Rutledge	-----1946
Kevin Ryan	-----1990, 91, 92, 93
Howie Ryder	-----1983, 84, 85

S	-----
Arthur J. Saalfield, Jr.	-----1941
Larry Salata	-----1980, 81, 82
Michael SaLay	-----1971
Dennis Salettel	-----1967, 68, 69, 70
Jeff Samaco	-----1991, 93, 94
Travis Sanders	-----1992, 93, 94, 95

Mike Sarago	-----1982
Paul Sarosy	-----1972, 73, 74
Christian Saulnier	-----1997, 98, 99
Greg Saunders	-----1973, 74
Jan Saunders	-----1978
John Saunders	-----1966, 67, 68
Howard D. Saurer	-----1925, 26
Paul Sauth	-----1966
Paul Savage	-----1983, 84, 85, 86
Greg Sayle	-----1989, 90
Justin Schafer	-----2003, 04, 05
Greg Schermbeck	-----2005
Bruce Schibler	-----1973, 74, 75
Eric Schibler	-----1979
Kurt Schibler	-----1976, 77
James B. Schick	-----1936
Stephen Schmid	-----1970
Robert Schmuck	-----1980
Arthur L. Schneider	-----1949
Will Schober	-----1996, 99
Ben Schrock	-----2004, 05
Mike Schroeck	-----1974, 75
Eric Schubert	-----1977
Frank Schuhle	-----1976, 77
Rick Schutte	-----1973, 74, 75, 76
James J. Scotland	-----1936
Eugene F. Scott	-----1915, 17
Robert Scott	-----1982, 83, 84
Tim Scott	-----1982, 83, 84, 85
Sylvester B. Scovel	-----1906, 07, 08
Alfred B. Sears	-----1922, 23
Paul Sebron	-----1971, 72, 73, 74
Robert Secor	-----1980, 81
Homer R. Secrist	-----1926, 27, 28
Mark Seker	-----1975, 76
Robert M. Sekerak	-----1931, 32, 33
Jacob H. Selzer	-----1914
John H. Selzer	-----1915
Karl P. Senff	-----1919, 20
Ralph E. Senff	-----1921, 22
Robert T. Shafer, Jr.	-----1950
Paul Shaffer	-----1981
Robert K. Shaffer	-----1948
Roy B. Sharrock	-----1920
Gregory Shasby	-----1964
Earl R. Shaw	-----1949
Stu Sheard	-----1975, 76, 77
Steve Sheasby	-----1973, 74
Dale Sheehan	-----1975, 76
John Shepherd	-----1967
Dustin Sheppard	-----2005
Gerald Sherrick	-----1961
Chris Shilts	-----1985, 86, 87, 88
Ryan Shingleton	-----2005
William G. Shinn	-----1942
Abraham L. Shipman	-----1914
Louis J. Shirock	-----1938
Willis B. Shontz	-----1907, 09
David N. Short	-----1934, 35
Ronald Showalter	-----1967, 68, 69, 70
Eric Showes	-----1975, 76, 77, 78
Robert E. Shrake	-----1938
Paul L. Shumaker	-----1924, 25
Edward P. Shupe	-----1902
Charles N. Shutt	-----1912, 13, 14
Rick Shutte	-----1975
Steve Sibbio	-----1979, 80, 81, 82
Roscoe R. Sidell	-----1907
George Stedel	-----1964, 65
Trey Simmerman	-----2005
Darryl Simmons	-----1998, 99, 00, 01
Daniel E. Simon	-----1941
Jay Simonds	-----1986

ALL-TIME LETTERWINNERS

Henry A. Sinderman -----1916, 18
 John J. Siskowic, Sr. -----1924, 25
 John J. Siskowic, Jr. -----1953
 Samuel W. Siskowic -----1954
 Allen Skinner -----2001, 02, 03, 04
 Sly Slaughter -----1993, 94, 95, 96
 Justin Sloan -----2002, 03, 04
 Terry Sloane -----1966
 Tim Slovensky -----2001, 02, 03, 04
 Robert F. Slutz -----1913, 15
 Worthington Slutz -----1916
 Roy E. Smail -----1931, 32
 John E. Smeltz -----1943
 Andre Smith -----2003, 04, 05
 Bruce Smith -----1972, 73
 Carter Smith -----1967, 68, 69
 Clarence V. Smith -----1937
 Edward Smith -----1966, 67, 68
 Edwin G. Smith -----1933, 34, 35
 Franklin K. Smith -----1946
 Gerald L. Smith -----1956
 Howard J. Smith -----1923, 24, 25
 Hugh R. Smith -----1903
 Jeff Smith -----1991, 92
 Kirk Smith -----1983, 84, 85, 86
 Richard Smith -----1975, 76, 77
 William A. Smith -----1930
 Jim Smucker -----1993, 94, 95
 Randolph Snow -----1964, 65, 66, 67
 William Snowball -----1968
 Allen W. Snyder -----1918, 19, 20
 Paul H. Snyder -----1926, 27, 28
 Peter L. Snyder -----1936
 Tom Solak -----1986, 87, 88, 89
 Dennis Solensky -----1985, 86, 87, 88
 Chris Solis -----1992, 93, 94, 95
 Mark Solis -----1992, 93, 95
 Rick Sollmann -----1968, 69, 70
 B.J. Solomon -----1997, 98, 99
 Bill Somerlot -----1978, 79
 Steven Somerlot -----1974
 Dan Sommers -----2005
 Chuck Spielman -----1989
 John M. Spencer -----1903, 04
 Steve Spitzer -----1989, 90, 91
 Jon Spragg -----1999, 00, 01, 02
 Kevin Spragg -----2003, 04, 05
 Jeff Spraggins -----1999, 00, 01, 02
 Andrew Sprague -----1989, 90
 Alfred C. Spreng -----1943
 John Srock -----1980, 81, 82
 Pete Stamatis -----1978, 79
 Rick Stanley -----1995
 Harry B. Stapler -----1949
 Mike Starcher -----1995
 Jeff Stark -----1970, 71, 72, 73
 G. Donald Starn -----1922, 23, 24
 Dan Steck -----2001, 02, 03
 Frank A. Steele -----1906, 07
 Robert D. Steele -----1919, 20, 21
 N. Richard Stefanek -----1955
 Bill Steiner -----1970, 71, 72
 Jim Stephenson -----1974, 75, 76, 77
 Rick Stern -----1982, 83, 84, 85
 Robert L. Stern, Jr. -----1929
 James Stewart -----1957
 John A. Stewart -----1904, 05, 07
 Herbert H. Stiffler -----1917, 19, 20
 Charles R. Stocker -----1949
 Jim Stoll -----1978, 79, 80
 Robert K. Stoll -----1925, 26, 27
 L.W. Stoneburner -----1935, 36
 Roger W. Stoneburner -----1945

Wesley H. Stoneburner -----1936
 William E. Stoner -----1954
 Paul Storm -----1979, 80, 81
 W. Laverne Strasbaugh -----1931
 J. William Strazza -----1953
 Chad Stuckey -----1992, 93, 94, 95
 Samuel Stump -----1976
 Jamin Suber -----2003, 04
 Brian Sullivan -----1980
 Jeff Sullivan -----1985
 Keith Sulzer -----1980, 81, 82
 Rich Sulzer -----1975, 76, 77, 78
 Tony Sutton -----2002, 03, 04
 George Swaim -----1963
 James R. Swan -----1951
 Shaun Swearingen -----2003, 04, 05
 Donald B. Swegan -----1946
 Dave Swift -----1978, 79, 80
 John M. Swigart -----1921, 22, 23
 John E. Szitar, Jr. -----1927, 28

T -----
 Arthur M. Taliaferro -----1935, 36, 37
 Robert L. Taliaferro -----1934, 35, 36
 John W. Tannehill -----1930
 Alfred P. Tanner -----1934
 Hiram L. Tate -----1903, 06, 07
 Frederick A. Thayer, III -----1954
 Jeff Thieman -----1995
 Jeffery Thomas -----1984, 85, 86, 87
 Reid Thomas -----1982
 Ryan Thomas -----2005
 Tim Thomas -----1977, 78
 William Thombs -----1958, 59, 60
 Bruce Thompson -----1991
 David P. Thompson -----1942
 Edward Thompson -----1968, 69, 70
 Robert O. Thompson -----1909, 10
 William C. Thompson -----1904, 05, 06
 Gary Thornicroft -----1968
 Harvey M. Throop -----1932
 Chester W. Todd -----1904
 John Tomlinson -----1991
 Matt Tootle -----2004, 05
 Will Torres -----2003
 John Toth -----1988, 89, 90
 John Travers -----1982
 Donald S. Troup -----1953
 Philip K. Troutman -----1913, 15
 Frank M. Tucek -----1934, 35, 36
 Bob Tucker -----1961, 62, 63, 64
 Robert Tull -----1984, 85, 86
 James Turner -----1962, 63, 64, 65
 James Turner -----1959, 60, 61, 62
 Robert N. Twitchell -----1949

U -----
 Anthony Uhler -----1960, 61, 62, 63
 Joseph Uhrig -----1962, 63
 Tracy Upton -----1982, 83
 Phil Utter -----1992

V -----
 Keith Vance -----2000, 01
 Bruce Vandersall -----1961, 62, 63, 64
 Dale Vandersall -----1960, 61, 62, 63
 Donald Van Hoose -----1962

Edgar Van Hoose -----1992, 93, 94
 Lloyd L. Van Nest -----1920, 21, 22
 Bobby Vega -----2001, 02, 03, 04
 Gary Vendemia -----1969, 70
 Dennis Verrett -----1971
 William C. Vigrass -----1941
 Phil Vitalbo -----2003, 04, 05
 Mike Vyrostek -----2004, 05

W -----
 Robert Wachtel -----1956, 57, 58, 59
 Jack Wagner -----1961, 62, 63, 64
 Walter S. Wagoner, Sr. -----1940
 Wallace C. Walker -----1918, 19, 20, 21
 M. Donald Walklet -----1932
 James Fuller Wallace -----1904, 05
 Jim Wallace -----2001, 02, 03, 04
 Kevin Walsh -----1987
 John Walton -----1964, 65
 Irvin W. Wander -----1934
 Brock Wanless -----1996, 97, 98, 99
 Daryl Ward -----1975, 76, 77, 78
 Larry Ward -----1983, 84
 Samuel R. Ward -----1930, 31
 David Warner -----1962
 Dennis Warner -----1968, 69, 70
 Jim Warstler -----1994
 William Washburn -----1958, 59, 60, 61
 Richard M. Watkins -----1917, 18, 19, 20
 Samuel J. Watkins -----1920
 Brian Watson -----1995
 Evan Watson -----2003, 04, 05
 G. Christie Watson -----1936, 37
 Philip E. Weamer -----1919
 James Weaver -----1990, 91, 92, 93
 James S. Weaver -----1904
 Jim Webb -----1981, 82, 83
 Mark Webb -----1990, 91, 92, 93
 James Webber -----1961, 62
 Arthur H. Wedge -----1924
 Ken Wehmeyer -----1972, 73, 74, 75
 Donald A. Weihe -----1925, 26, 27
 Robert Weinburg -----1958, 59, 60
 George F. Weisenbach -----1931, 32, 33
 Jack Weisensell -----1977, 78, 79, 80
 Bill Weller -----1978, 79, 80
 Frank J. Welsh -----1912
 Stanley R. Welty -----1921, 22, 23
 Kevin West -----2000
 Richard F. West -----1943
 Robert S. Westphal -----1929
 Carl V. Weygandt -----1910, 11
 Denny Whalen -----1956
 Anthony Wheeler -----1995
 Bartley Whitaker -----1956, 57, 58, 59
 Robert Whitaker -----1956, 57, 58, 59
 Ron Whitaker -----1965, 66, 67, 68
 Emory B. Whitcomb -----1901
 James H. Whitcraft -----1902, 03, 04
 Duane White -----1966, 67, 68, 69
 Merrill D. White -----1911, 12
 Paul Q. White -----1908, 09
 Robert C. White -----1919, 20
 Webster White -----1964, 65, 66, 67
 Wilbert W. White -----1909, 10, 11
 Dave Whitman -----1969, 70, 71
 Norman N. Wiebusch -----1942
 Ed Wierzbicki -----1978, 79, 80
 Charles H. Williams -----1918, 19, 20
 Dave Williams -----1986, 87, 88
 Gary Williams -----1957, 58, 59, 60

Michael Williams -----1979
 Pat Williams -----1980, 81
 Reginald Williams -----1959, 60, 61, 62
 Richard Williams -----1975
 Andrew J. Willier -----1918
 Arthur Wilson -----1966, 67, 68
 Ivan O. Wilson -----1906
 Lu Wims -----1957, 58, 59, 60
 Glenn Winter -----1984
 Jeff Wise -----1968, 69, 70, 71
 Douglas Witters -----1961
 Michael Woltman -----1985, 86, 87
 Chuck Woodard -----2005
 Jeremi Woodruff -----1998, 00
 Justin Woodruff -----1998
 Hervey B. Work -----1892
 Todd Worly -----2000, 01, 02
 Al Wright -----1972
 Brian Wright -----1991, 92, 94
 Chris Wright -----1994
 Ron Wright -----1979, 80, 81, 82
 Spencer Wyatt -----2000, 01, 03
 Winston L. Wyckoff -----1925, 26

Y -----
 Shlemon Yohannan -----1910, 11, 12
 David Yokley -----1996, 97, 98
 Philip E. Young -----1929, 30
 Ralph A. Young -----1927, 28
 Steve Young -----2003
 Steve Young -----1985, 86, 87, 88

Z -----
 Adam Zann -----1999, 00
 Rocky Zazzaro -----1984, 85, 86
 Alvin C. Ziemke -----1938
 Edwin G. Ziemke -----1949
 Dave Zink -----1987, 88, 89, 90
 Joe Zombek -----1998, 99, 00
 Jeffrey Zorn -----1964
 Steve Zumbrun -----2005
 Joseph Zurcher -----1962

Bold indicates current player