

FIGHTING SCOTS FOOTBALL

Table of Contents

| | |
|----|--|
| 2 | The College of Wooster |
| 3 | Media Information |
| 3 | Wooster On the Web |
| 4 | Quick Facts |
| 4 | Season Outlook |
| 6 | 2005 Schedule |
| 7 | Coaching Staff |
| 10 | Roster |
| 12 | Roster Breakdown |
| 13 | Returning Letterwinners |
| 24 | Opponent Information |
| 34 | The North Coast Athletic Conference |
| 34 | NCAC Football Champions |
| 34 | 2004 NCAC Standings |
| 35 | 2004 NCAC Statistical Leaders |
| 36 | 2004 Season Recap |
| 37 | 2004 Season Results and Statistics |
| 40 | 2004 Game Recaps |
| 44 | All-Time Team Records for a Game |
| 44 | Wooster's Miscellaneous Records |
| 45 | All-Time Individual Records for a Game |
| 45 | Last Time a Scot ... |
| 46 | All-Time Team Records for a Season |
| 48 | All-Time Individual Records for a Season |
| 50 | All-Time Individual Records for a Career |
| 52 | Tony Sutton Tribute |
| 53 | Season-By-Season Leaders |
| 56 | All-Time Honors |
| 60 | History of Fighting Scot Football |
| 62 | Season-by-Season Results |
| 62 | All-Time Coaches' Records |
| 63 | All-Time Series Records |
| 64 | Game-By-Game Results |
| 69 | All-Time Letterwinners |

On the Cover

Featured on the front cover of this year's media guide is what Wooster players aspire to do at the close of every regular season – raise the North Coast Athletic Conference championship trophy over their collective heads. On the back are some of the Scots' top players to watch in 2005, including Keith Adams (No. 21), Chris Craig (No. 13), Andy Mizak (No. 48), Justin Schafer (No. 8), Andre Smith (No. 54), Shaun Swearingen (No. 22), and Evan Watson (No. 41), all intermingled with other shots of game-day at Papp Stadium.

Credits

The 2005 College of Wooster football media guide was written and edited by Hugh Howard, while the cover was created by Lois Hauser. All photography by Matt Dilyard unless noted, and additional contributions provided by Peter James, Corey Jewart, and Sarah Stanley. Also, a special thanks to Wooster Printing & Litho, Inc., and to all former sports information directors at Wooster.

The College of Wooster



Founded in 1866, The College of Wooster has long enjoyed the distinction of being one of the finest private liberal arts colleges in the nation.

Characteristics of the College that make it unique include the coherence and diversity of the curriculum, the accessibility of resources to all students, opportunities for independent and active learning, a required Independent Study program, and what may be the most extensive faculty research and study leave program in the United States.

The College of Wooster grants the Bachelor of Arts, the Bachelor of Music, and the Bachelor of Music Education degrees. A student can major in approximately 40 fields of study, and more than 90 percent of Wooster faculty members hold doctorates or terminal degrees. Approximately 1,850 students from 40 countries and 45 states are enrolled at Wooster. The school's student-faculty ratio is approximately 12:1.

Strong ties, symbolized by a shared name, bring the College and community together on a daily basis through business, cultural, and educational programs.

In addition, more than 400 events, including plays, symposia, concerts, lectures, art exhibitions, films, recitals, and competitive sports are available to the citizens of Wooster and surrounding areas each year.

Wooster's Independent Study (I.S.), one of only a handful of such required programs in the United States, has a proven success record of more than 50 years. The College also has gained particular distinction in its pre-professional programs.

Wooster includes among its graduates Nobel laureate physicist Arthur Compton and four Rhodes Scholars. The Danforth Foundation ranks Wooster in the top 50 colleges and universities in the country in the number of Danforth Fellowships its students have received.

Wooster is affiliated with the NCAA Division III and is a charter member of the North Coast Athletic Conference, which was founded in 1983. The NCAC is made up of 10 schools and is committed to broad-based participation, equity in women's and men's athletics, and a championship structure for each of its 22 sports.



Burton D. Morgan Hall is Wooster's newest academic building, completed in the summer of 2002 at a cost of \$10.5 million.

Media Policies and Procedures

The College of Wooster football media guide has been designed to assist members of the media in their coverage of the Fighting Scots. For additional information regarding Wooster football, please contact the school's SID (see below).

CREDENTIALS: Members of the media are always welcome to cover Scot football; please contact the sports information office if you plan to attend. A 2005-2006 North Coast Athletic Conference Media Pass will be honored for admission to all games, and/or you can be placed on a parking/pass list when you call ahead.

PRE-GAME SERVICES: Information such as game-day programs, rosters, depth charts, statistics, and game notes will be provided to the media prior to each contest.

POST-GAME SERVICES: At the conclusion of each game, a statistical packet, including team stats, individual stats, and a play-by-play summary, will be distributed. There is no formal press conference after regular season games, however, staff members will be on hand to escort media to the locker rooms following the traditional "10-minute cooling off period." Additionally, phone lines will be available on press row and in the Physical Education Center for transmission of stories following each contest.

RADIO POLICY: John P. Papp Stadium has phone lines available for radio stations free of charge. Please call at least one week in advance to reserve your line.

PHOTO POLICY: Photographers and videographers are also welcome to cover Wooster's football team. Please call ahead and adhere to the NCAA's "shooting rules" - between either 20-yard line to goal line or from 8 feet behind the end zones.

For More Information

Director of Sports Information —Hugh Howard
 Office Phone —————(330) 263-2374
 e-mail —————hhoward@wooster.edu
 Home Phone —————(330) 345-5623
 Cell Phone —————(330) 201-3397
 Press Box Phone —(330) 287-3000, ext. 4477
 Office Fax —————(330) 263-2209
 Sports Information Intern —————Corey Jewart
 Office Phone —————(330) 287-3000, ext. 4671
 e-mail —————cjewart@wooster.edu
 Cell Phone —————(814) 594-2643
 Mailing Address:
 Office of Sports Information
 The College of Wooster
 Galpin Hall, Room No. 018
 1189 Beall Avenue
 Wooster, Ohio 44691

*If you wish to contact head coach Mike Schmitz directly, please see "Quick Facts" on the next page

Primary Media Outlets

NEWSPAPERS

The Daily Record; Wooster, Ohio
 Contacts: Aaron Dorksen (ed.),
 Zach Bolinger, Art Holden,
 Bryan Schaaf, Joe Vardon
 Phone: (330) 287-1646
 Fax: (330) 287-1610
 e-mail: adorksen@the-daily-record.com
 Web site: www.the-daily-record.com

Wooster Weekly News; Wooster, Ohio
 Contacts: Mike Plant (ed.),
 Brian Questel
 Phone: (330) 264-3381
 Fax: (330) 264-0784
 e-mail: mplant@gpubs.com

The Beacon Journal; Akron, Ohio
 Contacts: Larry Pantages (ed.),
 Tom Gaffney, Terry Pluto, Tom Reed
 Phone: (330) 996-3800
 Fax: (330) 996-3629
 e-mail: bjsports@thebeaconjournal.com
 Web site: www.ohio.com

The Repository; Canton, Ohio
 Contacts: Don Detore (ed.),
 Mike Popovich
 Phone: (330) 454-8343
 Fax: (330) 454-5745
 e-mail: mike.popovich@cantonrep.com
 Web site: www.cantonrep.com

The Plain Dealer; Cleveland, Ohio
 Contacts: Mike Starkey (ed.),
 Bob Dolgan, Bob Fortuna,
 Dennis Manoloff, Joe Maxse
 Phone: (216) 999-4370
 Fax: (216) 999-6276
 e-mail: mstarkey@plaind.com
 Web site: www.cleveland.com

The Voice; Wooster, Ohio
 Contacts: TBA
 Phone: (330) 263-2598
 Fax: TBA
 e-mail: voice@wooster.edu
 Web site: www.wooster.edu/voice/

RADIO STATIONS

WKVX 96.0 AM/WQKT 104.5 FM; Wooster, Ohio
 Contacts: Ken Nemeth (G.M.),
 Mike Breckenridge,
 Dan Earich, Ron Hamilton
 Phone: (330) 264-5122
 Fax: (330) 264-3571
 e-mail: events@wqkt.com
 Web site: www.wqkt.com

WCWS 90.9 FM; Wooster, Ohio
 Contacts: Steve Kassimer
 Phone: (330) 263-2477
 Fax: (330) 263-2690
 e-mail: skassimer@wooster.edu
 Web site: www.wooster.edu/wcws/

TELEVISION STATIONS

Clear Picture, Inc.; Wooster, Ohio
 Contacts: Mark Glasgo,
 Jon Heavlin, Dan Wingate
 Phone: (330) 345-8511, ext. 205
 Fax: (330) 345-5265
 e-mail: mglasgo@cpivooster.com
 Web site: www.cpiwooster.com

WMFD TV 68; Mansfield, Ohio
 Contacts: Jeff Alan
 Phone: (419) 529-5900, ext. 470
 Fax: (419) 529-2319
 e-mail: sports@wmfd.com
 Web site: www.wmfd.com

WIRE SERVICE

Associated Press; Columbus, Ohio
 Contacts: Rusty Miller
 Phone: (800) 762-4841
 Fax: (614) 885-3248
 e-mail: rmiller@ap.org
 Web site: www.ap.org/ohio/

Wooster On The Web

To learn more about all of The College of Wooster's athletic teams, visit www.wooster.edu/athletics. It is one of the most attractive and comprehensive Web sites of an institution of its size and is updated on a daily basis in an effort to provide the user with the latest news.

Each individual sport has a section where the user can access the following information:

- Schedule/Results
- Roster
- Game Recaps
- Statistics
- News Releases
- Photo Galleries
- Coaching Bios
- Player Profiles
- All-Time Records
- Facility Information
- Related Links



SEASON OUTLOOK

Quick Facts

COLLEGE

Name -----The College of Wooster
 Location -----Wooster, Ohio 44691
 55 miles southwest of Cleveland
 Founded -----1866
 Enrollment -----approx. 1,850
 Degrees -----Bachelor of Arts,
 Bachelor of Music,
 Bachelor of Music Education
 Academic Programs -----40+ majors
 Student-Faculty Ratio -----12-to-1
 President -----R. Stanton Hales

ATHLETIC

Affiliation -----NCAA Division III
 Conference -----North Coast Athletic Conference
 Nickname -----Fighting Scots
 Colors -----Black and Old Gold
 Director of Athletics -----Keith D. Beckett, Ph.D.
 Athletic Dept. Phone -----(330) 263-2500
 Athletic Dept. Fax -----(330) 263-2537

TEAM

2004 Overall Record -----11-1
 2004 NCAC Record/Finish -----7-0/1st of 10
 2004 Final Ranking (Poll) -----No. 10 (D3Football.com),
 No. 11 (American Football Coaches' Association)

Letterwinners Returning -----27
 Offense 12, Defense 14, Specialty 1
 Letterwinners Lost -----22
 Offense 11, Defense 11, Specialty 1
 Starters Returning -----11
 Offense 5, Defense 5, Specialty 1
 Starters Lost -----13
 Offense 6, Defense 6, Specialty 1

Basic Offense -----Multiple
 Basic Defense -----4-3

Home Facility -----John P. Papp Stadium
 Capacity -----4,500
 Surface -----Natural Grass

First Year of Football -----1889
 Years of Football -----106
 All-Time Record -----468-393-42 (.542)
 All-Time NCAC Record (since 1984) -----74-72-1 (.507)
 NCAC Championships -----2
 (1997, 2004)
 All-Time OAC Record (1907-1983) -----247-201-28 (.548)
 OAC Championships -----5
 (1919, 1920, 1923, 1934, 1959)
 Years in NCAA Div. III Championship (since 1973) -----1
 2004 -----Round of 16
 (def. Aurora 41-34, lost to Carthage 14-7)

COACHING

Head Coach/Offensive Coordinator -----Mike Schmitz
 Alma Mater -----Bowling Green '74
 Record at School -----36-16 (5 Years)
 Career Record -----36-16 (5 Years)
 Office Phone -----(330) 263-2177
 Best Time to Reach -----Late mornings
 e-mail -----mschmitz@wooster.edu
 Defensive Coordinator/LB -----Seth Duerr
 Alma Mater -----Wooster '00
 Office Phone -----(330) 263-2504
 e-mail -----sduerr@wooster.edu
 Special Teams Coordinator/OL -----Kyle Rooker
 Alma Mater -----Wooster '01
 Office Phone -----(330) 263-2497
 e-mail -----kyrooker@wooster.edu
 Assistant Coaches -----Alma Mater; Responsibility
 Jim Dobney -----Ohio 'NA; TE/OL
 Seth Mastrine -----Wooster '01; DB
 J.D. Vonderheide -----Miami (Ohio) '04; WR
 Student Assistant -----Steve Kassimer

Fighting Scots Aiming to Defend NCAC Title

The College of Wooster is coming off its best season in team history – a perfect regular season (10-0) for the first time in 81 years, its first outright conference championship since 1934, and host for two rounds of the NCAA Div. III Football Championship. Even though less than half of the Fighting Scots' starters on each side of the ball return from that squad, head coach Mike Schmitz firmly believes the combination of 27 letterwinners with several other veterans who have been waiting in the wings and the potential for immediate contributions from some of his incoming first-years will give the Fighting Scots the ability to defend their North Coast Athletic Conference title.

"It's the nature of college athletics. Individuals graduate ... classes move on. Every year is a new challenge," responded Schmitz in regards to losing what may have been the most talented senior class ever at Wooster. "Players who have had different roles in the past will now have the opportunity to step to the front. It does not change the vision that we have for our program, or the goals for which we strive every single season."

In addition to finding replacements for the likes of three-time All-American tailback Tony Sutton, who led Div. III in rushing, scoring, and all-purpose yardage the last two seasons, dual threat Richie McNally, who was the third-leading scorer in the nation in 2004 (162 total points) as a wide receiver/placekicker, defensive lineman Joe Kearney, last fall's NCAC Defensive Player of the Year, and linebacker Tim Cline, a four-year starter who amassed 416 tackles, the Scots will have to cope with being the hunted, instead of the hunters.

"When a team has a level of success, there is a challenge to maintain the passion and continue to improve," added Schmitz, the 2004 Ohio College Coach of the Year (National Football Foundation) and owner of a 36-16 career record. "Several different issues come into play. Certainly, we understand that teams will have us in their sights. The main issue, however, lies within each player ... each coach. We believe strongly that mental toughness is the primary determinant of success. Just as each individual must be strong enough to handle adversity, each individual must be strong enough to handle success."

Leading the way offensively for the Scots is junior quarterback Justin Schafer, an All-NCAC performer in 2004 and the only starter returning at a skill position. He has guided the Scots to an 18-4 mark as the starter under center, passing for 3,325 career yards and 27 touchdowns already as well as adding another 455 yards on the ground. Schafer has been at the controls of an offense that has ranked among the top-10 nationally in Div. III scoring two years running.

The Scots have a number of experienced players to fill the remaining skill positions, and also have veterans returning on the offensive line and at the tight end position. That group is highlighted by junior Rick Drushal, a Street & Smith's preseason All-American and two-time All-

NCAC honoree who has started at left tackle all 22 games of his career. Also returning is senior center Steve Alpeter, along with junior tight end Mike Vyrostek, both of whom were All-NCAC a season ago. Kevin Spragg, who started every game during 2004 at right tackle, is back, in addition to tight ends Ben Schrock and Greg Peltz.

The Wooster defense, which allowed just five first downs and 60 net yards in the 14-7 second-round playoff loss to Carthage College, will rely heavily on a core of four juniors. All-NCAC ends Andy Mizak and Evan Watson, along with All-NCAC outside linebacker Andre Smith, will anchor the front-seven, while Chris Craig will be the unit's cornerstone in the secondary. Mizak registered a school-record 15.0 sacks as he garnered third-team mention on the All-North Region Team, while Smith and Watson were in on 61 and 34 tackles, respectively. Craig, the first-team all-conference strong safety in 2004, is the Scots' top returning tackler (77), and he returned two interceptions for touchdowns last fall.

Additional key returnees include Keith Adams, another junior who started at cornerback in both of Wooster's postseason games and broke the school's single-season record for punt return yardage (502), and senior interior linemen Dan Kremer and Marco Garcia, who combined for 30 tackles as part of last year's regular rotation.

What follows is a position-by-position breakdown of the 2005 Fighting Scots' football team, which looks to become the first team in the league to repeat as NCAC champs since Wittenberg University won five in a row from 1997-2001:

QUARTERBACK

With Sutton gone from the backfield, Schafer, who completed 50.8 percent of his passes for 1,877 yards and 17 touchdowns (10 interceptions) in 12 games as a second-year starter, will take on an even greater responsibility this season. Already a proven passer, the two-time all-conference quarterback also finished the 2004 season as Wooster's second-leading rusher with 329 net yards and seven touchdowns.

"The highest profile position on the field is quarterback, and we feel that we have a phenomenal player in Justin," Schmitz said. "We're very excited about him. He is the whole package ... a proven passer, an outstanding runner, and a truly exceptional leader."

The Scots are blessed with another very capable signal caller in junior Bobby Reiff, who performed admirably in attempting to engineer a fourth-quarter comeback against Carthage after Schafer was sidelined with a concussion. Two talented first-years will also compete at the quarterback position, Kyle Pollock and Jeff Reed.

RUNNING BACK

Without a doubt, the biggest question entering 2005 for Scot gridiron fans is who will man the running back position. The last three years, Sutton not only has re-written the NCAA Div. III, conference, and school record books with averages of 187.1 rushing yards and 16.0 points per

SEASON OUTLOOK



Shaun Swearingen, a junior, is the Scots' top returning receiver, having caught 15 balls for 228 yards in 2004.

game (both Div. III records) and totals of 5,613 rushing yards, 76 rushing touchdowns, 80 total touchdowns, 480 points, and 6,415 all-purpose yards (all NCAC and Wooster records), but he's been a workhorse in doing so.

The one veteran with experience who returns at tailback is senior Sean Anderson. He was expected to provide much needed depth in previous seasons, but injuries have hindered his performance. Anderson enters the 2005 campaign totally healthy after producing 279 rushing yards and one touchdown in 12 previous appearances.

Challenging Anderson for carries will be juniors A.J. Strauch and J.R. Ward, sophomores Seth Stuck and De'Lano Boles, a transfer from Ferris State University, and a trio of talented freshmen - Dustin Sheppard, Orlando Jones, and Joe Francescangeli.

There will also be heated competition in training camp at fullback, as several new faces at the position will vie for playing time. Two of the top candidates are sophomore Ryan Shingleton and junior Rob Kelm, who played last fall at tight end. Senior Michele Ionno and sophomore Jeff Dauer will compete for the starting job.

WIDE RECEIVER

At first glance, it would appear another area of concern for the coaching staff would be wide receiver, where the All-NCAC starting duo of Richie McNally and Tim Slovensky both graduated after combining for 85 catches, nearly

1,500 yards (1,476), and 14 touchdowns last season.

However, Schmitz does not expect any drop-off in production, with the experience of juniors Shaun Swearingen and Matt Tootle. Both were key players in three- and four-receiver sets throughout 2004. Additionally, talented junior Aaron Gertz and sophomore Mike Marshall are expected to have breakout years. The four combined for 30 receptions for 403 yards and four touchdowns last season.

Junior David Miller, who is making the transition from fullback after being a high school quarterback, leads another group of veterans aiming to get in the mix, too, while there's a set of four freshmen wideouts - Luke McCann, Jordan Ferns, Tim Hartnett, and Aaron Harper - who all possess the ability to be major contributors over the next four years.

TIGHT END

Vyrostek, Schrock, Peltz, and junior Jay Lampe form "one of the strongest positions on the team," according to Schmitz. He added, "They're all proven players. They can all block and they can all catch the football."

After hauling in six receptions for 67 yards and one key touchdown while playing with a torn ACL for most of the season, Vyrostek was awarded honorable mention on the 2004 All-NCAC Team. Schrock, who received the Scots' outstanding first-year offensive player award after making five receptions, including three in the playoff-opening victory against Aurora

University, is a "rising star," according to Schmitz. Peltz is another outstanding athlete who added another two receptions for Wooster tight ends last season and "has really stepped up as a blocker." Lampe provides much needed depth and will compete for playing time as well.

OFFENSIVE LINE

The key to the Scots' success offensively in 2005, as it is every year, will be line play, and Schmitz thinks there is a "flexible and deep group of talented guys" up there once again. Last season, the regular starting five of Drushal, Jim Wallace, Alpeter, Justin Sloan, and Spragg paved the way for multiple school records - scoring (510 points), first downs (258), rushing yardage (3,188), average rush (5.7), rushing touchdowns (43), total offense (5,248 yards), and average per play (6.3 yards) - and yielded only 17 sacks.

After picking up second-team All-American honors from Football Gazette last fall, Drushal will again anchor the group from his left tackle spot. Alpeter returns at the center position after being a second-team all-conference honoree there in his first year as a starter, while Spragg is expected to be a starter again, but he could move from right tackle to one of the guard slots.

Training camp will determine the replacements for Wallace and Sloan, who started 33 and 31 consecutive games at left guard and right guard, respectively, and combined for four All-NCAC citations. Two possibilities are sophomores Geoff Cooper, a letterwinner as a rookie, and Aaron Patterson, both of whom "made great strides last year," according to Schmitz, while other top veterans to note are juniors Eric Fluharty and Jim Sliwinski, along with sophomores Chris Smugala, Brian Smith, and Dan Sommers.

Seven incoming first-years will also compete for playing time.

DEFENSIVE LINE

Despite the graduation of Kearney, an athletic 6-4, 305-pound interior lineman who finished his career with 173 tackles, including 15.5 sacks, Wooster's defense looks to be strong once again.

Mizak and Watson form one of the top outside combinations in the region, with Mizak coming off a year in which he tied for third in Div. III in sacks (15.0) while ranking third in total tackles for loss (25.0) en route to numerous post-season honors. Watson overcame an early injury to earn all-league recognition, totaling 34 tackles, 9.0 of which went for losses.

Also pressing for playing time at defensive end will be Sam Carmony, a newcomer to the program after having been a starting defender for the Scots' lacrosse team the last two springs, and a host of other veterans, led by sophomore Deron Boyd.

Kremer, Garcia, and junior Brandon French bring a great deal of experience to the inside, having combined for five varsity letters and 66 career tackles. They will help fill the void left by Kearney, as will freshman Pat Byrne, who will "have a lot to say about who plays," according to Schmitz.

SEASON OUTLOOK



Junior Keith Adams was the conference's leading punt returner last year, averaging 11.4 yards per run back.

LINEBACKER

Wooster's linebacking corps will have a different look due to the graduation of Cline and Bobby Vega, who combined for 180 tackles, including 6.5 sacks, in 2004 alone, both earning all-region and first-team All-NCAC honors.

Smith, a two-year starter, returns to handle one of the outside positions again, having registered 130 career tackles.

The expected incumbent at middle linebacker is junior Phil Vitalbo, who started the first two games last season when Cline, the second all-time leading tackler in Scot history (416), was out with an injury. Vitalbo will be challenged for the starting position by classmate Steve Motil, who has been a key member of the kick coverage units. The pair combined for 27 tackles last fall.

Junior Bobby Block, who backed up Vega in 2004, is the heir apparent on the strong side.

Sophomore Greg Schermbeck, along with several of his classmates and first-years Jake Kennedy, Stefan Krygowski, and Justin Aichele will have the opportunity to earn starting positions as well.

DEFENSIVE BACKS

Another area that was hit hard by graduation was the secondary, as Craig at strong safety is the only full-time starter back for the Scots while gone are two-time all-conference free safety Brian Kight and cornerbacks Ryan Jayne and Jesse Koski, who each played in 37 career games. Craig was fourth on the team in tackles last year with 77, 48 of which were solos, and he added six pass breakups en route to selection on the All-NCAC First Team.

Wooster does have other players who bring

experience into 2005. Corner Keith Adams steadily worked his way into the lineup in 2004, earning starts in Wooster's NCAA postseason games. The junior who made one of the biggest plays of the season last year, intercepting a Wittenberg University pass on the first play of overtime, which allowed the Scots the opportunity to win on their possession (64-58 over the rival Tigers), figures to be a starter on one side.

Sophomore Jeff Geffert, has the ability to start at the other cornerback position, as does first-year Andrew O'Connell, who possesses "all the skills necessary to be a great player," according to Schmitz. They'll compete for a starting job, along with freshmen Roger Le, Kyle Knisley, Pat Zimmerman, and Jordan Ross.

Senior Brad Michel, the starting nickel back in 2004, as well as juniors Darren Farmer and Josh Feesler are the three likely candidates to vie for Kight's spot. They've all earned letters previously, combining for 60 tackles in 2004, while Eric Grinnell is a newcomer to watch at safety.

SPECIAL TEAMS

There will be an open competition at place-kicker to replace the multi-talented McNally, who shattered Scot career records for extra points (172-for-185) and field goals (27-for-41). Sophomore Andy Milligan, the younger brother of former Wooster soccer star Adam Milligan, and freshman Dan Grangaard both have strong legs.

Senior Andrew Branch is back for his third season to handle the punting duties. He averaged 34.0 yards on 57 attempts while often being asked to help the Scots win the field position battle, as 14 of his punts landed inside the 20-yard line and only four others went for touchbacks. Sheppard is also an "exceptional punter,"

according to Schmitz.

Adams, who led the NCAC last year in average punt return (11.4 yards), could handle kickoffs as well. Swearingen possesses experience in both roles, while speedsters such as Gertz and O'Connell are among other players who will vie for kickoff and punt return duties.

Michel was the holder for field goals and PATs, handling snaps from Spragg last fall, while Wooster will need to find a new longsnapper.

SCHEDULE

The 2005 schedule is the same as 2004's with two exceptions. The home sites are reversed and week two's game will be against MacMurray College due to a late scheduling conflict that arose for long-time non-league foe Grove City College.

The Scots, who are 20-3 over their last 23 regular season non-conference contests, will kick things off under the lights at Muskingum College, followed by the home opener against MacMurray, a team from the Illini-Badger Conference, the same league as Wooster's first playoff opponent in 2004 (Aurora).

After an open week, the Scots will travel to long-time rival Case Western Reserve University in the annual battle for the Baird Brothers Trophy.

The first day of October marks the beginning of Wooster's defense of its NCAC crown with a trip to Allegheny College, the 2003 NCAC champions. Back-to-back home tilts follow against Kenyon College and Wabash College, which returns 18 starters from a 6-4 squad. The Scots then travel to Oberlin College before returning home to John P. Papp Stadium to face Hiram College, 1-33 over the last three and one-half seasons.

Wooster's last two regular season games could prove to have great significance in the race for the 2005 NCAC title, as it travels to preseason nationally-ranked Wittenberg and then hosts Ohio Wesleyan University. These two rivals tied for second in the league last year with 5-2 records.

Despite the graduation losses, Schmitz feels the talent remains in place to challenge for another conference title.

"Our goal does not change from year-to-year. We enter each season with championship aspirations. Certainly, we have a number of high-profile players who must be replaced, but we also have experienced players returning who know what it takes to be champions."

2005 Schedule

| DATE | OPPONENT | TIME |
|----------|----------------|------|
| Sept. 3 | at Muskingum | 7:00 |
| Sept. 10 | MACMURRAY | 1:00 |
| Sept. 24 | at Case | 1:00 |
| Oct. 1 | at Allegheny* | 1:00 |
| Oct. 8 | KENYON* | 1:00 |
| Oct. 15 | WABASH* | 1:00 |
| Oct. 22 | at Oberlin* | 1:00 |
| Oct. 29 | HIRAM* | 1:00 |
| Nov. 5 | at Wittenberg* | 1:00 |
| Nov. 12 | OHIO WESLEYAN* | 1:00 |

* indicates North Coast Athletic Conference games
CAPS indicate home games at John P. Papp Stadium

COACHING STAFF

Head Coach Mike Schmitz



Now in his 11th year with The College of Wooster football program and sixth as head coach, Mike Schmitz has been a key figure in transforming the Fighting Scots into a consistent winner. During his overall tenure, Wooster has gone 73-29 (.716), marking the second-most winningest stretch in school history, only behind the 1916-25 period when the Scots prevailed in 70 of 85 games (70-10-5; .853).

In his first five seasons at the helm, Schmitz, who also serves as the offensive coordinator, has directed the Scots to a 36-16 record (.692), highlighted by last fall's campaign when Wooster put together a perfect regular season (10-0), won the North Coast Athletic Conference (7-0) – its first outright conference championship since 1934 – and earned the school's first-ever berth into the NCAA Div. III Football Championship. He was awarded with Ohio College Coach-of-the-Year honors from the National Football Foundation as well as being tabbed the 2004 NCAC Coach of the Year.

The Scots had nearly made the playoffs in 2002, as they were playing for a potential spot in the postseason in the season-finale, but lost a close game to finish 8-2, while in 2000, Schmitz overcame the graduation of 10 all-conference players from the previous era and directed Wooster to its sixth-straight winning season (6-4).

Before being named head coach in February 2000, Schmitz had been the offensive coordinator for five years. Joining a program in 1995 that had won a meager 27 percent (33-89-1) of its games the previous 13 seasons, including a 1-9 mark in 1994, Schmitz contributed to an immediate turnaround. In fact, with Schmitz directing the offense, the Scots went 37-13 from 1995-99, including a three-way tie for the NCAC championship in 1997.

More specifically, Schmitz took over a unit that had finished ninth in the NCAC in total offense (208.5 ypg) and scoring offense (7.9 ppg) in 1994. Under his guidance, Wooster jumped to fifth in total offense (244.4 ypg) and sixth in scoring offense (11.0 ppg) the next season. Then, from 1996-99, the Scots rated among the top-three teams in the league in both categories every season, averaging 407.2 yards and 32.3 points. Also noteworthy, in 1999, the Scots led the NCAC in total offense (432.3 ypg) for the first time.

The offense has continued to thrive with Schmitz at head coach. Wooster has finished top-three in the league in both scoring and total offense each of the last three years, and was one of the highest-scoring teams in the nation, ranking No. 6 in Div. III in 2004 (42.5 ppg) and No. 7 in 2003 (40.5 ppg).

Prior to arriving on Wooster's campus, Schmitz was the head football coach at four high schools, compiling an overall record of 93-57-1 (.619). Highlighting his high school coaching days, Schmitz led nearby Rittman to a mark of 43-27-1 (.613) from 1981-87, which included the school's first undefeated regular season and trip to the state playoffs in 1986.

In 1988, he became the head coach at Archbishop Hoban and led it to a 33-7 record (.825), which still stands as the highest winning percentage over a four-year period in school history. Schmitz also has spent time as the coach at Medina and Lexington High Schools.

A native of Delta, Ohio, Schmitz earned a bachelor's degree in education from Bowling Green State University in 1974 and has done graduate work at Ashland University. While at Bowling Green, he was a three-year member of the Falcon wrestling team.

Personally, Mike and his wife, Peggy, reside in Wooster. The couple has two children, Joie, a 2003 Denison University graduate who currently works in independent sales for Under Armour in Baltimore, Md., and Steve, a sophomore at the University of Akron.

Active in the Wooster community, Schmitz has volunteered his time with the Salvation Army and Every Woman's House.

Schmitz's Stats

As Head Coach ...

- Wooster has won 36 games in five seasons, with an average margin of victory of 25.5 points, while eight of the team's 16 losses have come by a touchdown or less
- In 2004, the Scots completed their first perfect regular season since 1923 and made their first-ever NCAA playoff appearance, advancing to the second round
- 39 different Scots have been named to the all-conference team, and six were All-Americans – middle linebacker Seth Duerr, offensive lineman Rick Drushal, cornerback/return specialist Nick Hajjar, cornerback Seth Mastrine, offensive lineman Jon Spragg, tailback Tony Sutton
- Wooster has set 18 team single-season records, including wins (11), scoring (510 points, 42.5 ppg), rushing yards (3,188), total offense (5,248 yards) average kickoff return (23.0 yards), defensive interceptions (18), and sacks (41)
- Began 2002 with seven consecutive wins, marking the first time a Scot team was 7-0 since 1923
- Won his first four games, becoming just the third football coach in school history to do so and first since 1926

As Offensive Coordinator ...

- Wooster compiled a 37-13 record (.740), including a school-best three-year mark of 25-5 (.833) from 1997-99
- In league play, the Scots went 28-10 (.737), including a share of their first NCAC title (1997)
- 16 different offensive players were named to the All-NCAC Team, eight in 1998 alone
- In 1999, the unit averaged 432.3 yards, which topped the NCAC for the first time and ranked 24th in the nation
- Wooster set numerous team records, including the still-standing mark of 2,350 passing yards in a season

Schmitz's Collegiate Coaching Timeline

| YEAR | TEAM | POSITION | RECORD | NOTES |
|-----------|---------|-----------------------|--------|--|
| 2004 | Wooster | Head Coach | 11-1 | Undefeated regular season and Wooster's first postseason berth ever |
| 2003 | Wooster | Head Coach | 7-3 | Team's three losses come by a combined 17 points |
| 2002 | Wooster | Head Coach | 8-2 | Opens season with seven-straight wins and only losses are to playoff teams |
| 2001 | Wooster | Head Coach | 4-6 | Scots win three of final four games |
| 2000 | Wooster | Head Coach | 6-4 | Became third Wooster coach to win his first four games |
| 5 seasons | Wooster | Head Coach | 36-16 | Ranks fourth in career wins among the school's 21 head coaches |
| 1999 | Wooster | Offensive Coordinator | 8-2 | Scots lead conference in total offense for only time in school history |
| 1998 | Wooster | Offensive Coordinator | 8-2 | Coached eight offensive players that were selected to the All-NCAC Team |
| 1997 | Wooster | Offensive Coordinator | 9-1 | Wooster shares first-ever NCAC championship |
| 1996 | Wooster | Offensive Coordinator | 7-3 | Broke school record for total offense in a season |
| 1995 | Wooster | Offensive Coordinator | 5-5 | Scots jump from ninth to fifth in the league in total offense |
| 5 seasons | Wooster | Offensive Coordinator | 37-13 | Wooster sets school record with 25 wins over a three-year period (1997-99) |

COACHING STAFF

Seth Duerr

Defensive Coordinator/Linebackers



Seth Duerr, one of the top defensive players in Wooster football history, has returned to his alma mater as a full-time assistant in 2005. At the age of 27, he will be the defensive coordinator and work specifically with the linebackers.

Duerr returns to Wooster after a one-season stint at Ohio Northern University, where he was the defensive line coach, helping the Polar Bears to an 8-2 record – a four-win improvement from 2003. Additionally, Duerr completed a two-year graduate assistantship at Averett University, coaching the running backs from 2002-03 at the USA South Conference school in Danville, Va., and he was a student assistant at Wooster during the 2001 campaign.

Among the many highlights in Duerr's playing career for the Scots were being the finalist for the Gagliardi Trophy, annually given to NCAA Div. III's Outstanding Football Player of the Year, twice earning first-team All-American honors (1999-00), twice receiving the Hank Critchfield Award as the North Coast Athletic Conference Defensive Player of the Year (1999-00), and becoming the fourth player in NCAC history to earn first-team all-conference honors all four years (1997-00). One of three three-time All-Americans at Wooster, Duerr ranks as the school's all-time leading tackler (432) as well as third in sacks (17.5).

A native of Bolivar, Ohio, Duerr graduated from Tuscarawas Valley High School in 1996 and holds a bachelor's degree in biochemistry from Wooster as well as a master's degree in teaching from Averett. Following graduation from Wooster, Duerr played professionally one summer in Germany with the Schwabisch Hall Unicorns.

Duerr is married to the former Lindsey Boardman, who was a forward for the Scots' field hockey team and graduated from Wooster in 2003. They reside in Wooster.

Did You Know?

Former Wooster head coach Bob Tucker currently serves as the Director of Football Operations at Ohio State University. He has been in that role since Jim Tressell took over the Buckeyes in Jan. of 2001, including their memorable march to the national championship in 2002.

Kyle Rooker

Special Teams Coordinator/Offensive Line



A 2001 Wooster graduate and four-year member of the Fighting Scot football program (1997-2000), Kyle Rooker is entering his fifth season as part of the coaching staff. For the third year in a row, he will coach the offensive line after the 2004 group paved the way for multiple team records – scoring (510 points), first downs (258), rushing yardage (3,188), average rush (5.7), rushing touchdowns (43), total offense (5,248), and average per play (6.3 yards). Also, Wooster's offensive line yielded just 17 sacks as a

whole.

Rooker is also the coordinator for special teams, and will recruit prospects in central and eastern Ohio, as well as southern Pennsylvania, California and the Pacific northwest, and several mid-Atlantic states. He coached the defensive line during the 2001-02 seasons.

Rooker played linebacker for the Scots from 1997-00, totaling 113 career tackles, 3.5 of which were sacks. He had his most productive season as a senior when he ranked fourth on the team in tackles with 54 and tied for second on the squad in quarterback hurries with 11.

Originally from Uniontown, Pa., Rooker earned a bachelor's degree in history from the College.



COACHING STAFF

Jim Dobney

Tight Ends/Offensive Line



A retired school teacher, Jim Dobney is now in his fourth season helping out the Wooster staff, and will again be responsible for the tight ends and offensive tackles.

Dobney is a distinguished coaching veteran of more than 30 years. Prior to joining the Scots, he paced the sidelines at Baldwin-Wallace College, assisting with a variety of positions over nine seasons, primarily running backs and offensive line.

Dobney also has held various high school coaching positions throughout his career, including the head jobs at Medina, where he taught biology, and Firelands.

Dobney, a graduate of Ohio University, and his wife, Debbie, have two daughters, Sarah and Rachel, and reside in Medina.

Joe Kearney

Defensive Line



The reigning North Coast Athletic Conference Defensive Player of the Year, Joe Kearney has moved on to a position as an assistant coach with his alma mater. He will work with Wooster's defensive lineman in 2005.

As a player, Kearney used his 6-4, 305-pound frame to dominate the line of scrimmage. Last fall, he ranked seventh on the Scots in total tackles (50), giving him 173 for his career, including 15.5 sacks. Kearney was the cornerstone of a 2004 defense,

which finished first in the conference, and 21st in NCAA Div. III, in rushing (96.5 ypg), as opponents averaged 2.5 yards per carry. The Scots were also first in the NCAC in sacks (41), and he was lauded with numerous honors, including being placed on the D3Football.com All-America First Team.

Originally from Weymouth, Mass., Kearney graduated from Wooster with a bachelor of arts degree in philosophy.

Steve Kassimer

Student Assistant



An unfortunate medical condition ended the playing career of junior Steve Kassimer, who had hopes of contributing on the Scots' offensive line. However, the second-year student assistant coach continues to be an integral part of the program, working with the defensive line and as a recruiter. The Fairchance, Pa., native is a communication studies major at Wooster and serves as the sports director for the campus radio station.

Seth Mastrine

Defensive Backs



Seth Mastrine, who enjoyed an outstanding playing career at Wooster from 1997-2000, returns for a second stint on the Scots' staff in 2005. Just as he did during 2001-2003, he will again assist in coaching the defensive backs as well as special teams this fall.

As a player, Mastrine is one of just six Scots to have received multiple All-American honors, earning the recognition in 1999 and 2000. Although he ranks first in career punt return yards (981) and fourth in kickoff return yards (1113) in the school annals, Mastrine was most known for his abilities at defensive back. In fact, his 18 career interceptions are four more than any other Wooster player and the third-best total in conference history.

A native of nearby Waynedale, Ohio, Mastrine received a bachelor's degree in history from Wooster, and is now a teacher locally.

J.D. Vonderheide

Wide Receivers



J.D. Vonderheide is a second-year assistant at Wooster, following a playing career at traditional Mid-American Conference power Miami (Ohio) University where he was one of the backup quarterbacks behind NFL standout Ben Roethlisberger of the Pittsburgh Steelers. At Wooster, Vonderheide coaches the wide receivers and recruits north central and northwestern Ohio, as well as southern Michigan, Indiana, and several southern states.

The Batesville, Ind., native was Miami's holder on all extra points and field goals from 2001-03, as he had a role on the RedHawks' 2003 team, which won the MAC championship and finished with a No. 10 ranking in the Associated Press poll.

Vonderheide graduated from Miami with a bachelor's degree in 2004, majoring in physical education.



ALPHABETICAL ROSTER

| NAME | YR | POS | HT | WT | HOMETOWN | HIGH SCHOOL |
|--------------------|-----|-----|-------|-----|-------------------------|-----------------------------|
| Keith Adams | Jr. | CB | 5'11" | 170 | Mogadore, Ohio | Field |
| Justin Aichele | Fr. | LB | 5'11" | 215 | Hemlock, Ohio | Miller |
| Steve Alpeter | Sr. | OL | 6'2" | 270 | Dover, Ohio | Garaway |
| Sean Anderson | Sr. | RB | 5'9" | 190 | Lowell, Ind. | Lowell |
| Bill Bednar | So. | WR | 5'8" | 185 | Garfield Hts., Ohio | Holy Name |
| Bobby Block | Jr. | LB | 6'1" | 220 | Belleville, Mich. | Belleville |
| De'Lano Boles | So. | TB | 5'8" | 185 | Inkster, Mich. | Wayne Memorial |
| Deron Boyd | So. | DE | 6'0" | 245 | Ravenna, Ohio | Ravenna |
| Andrew Branch | Sr. | P | 6'2" | 190 | Zanesville, Ohio | Newcomerstown |
| Ricky Brown | Fr. | OL | 6'4" | 320 | Ellettsville, Ind. | Edgewood |
| Pat Byrne | Fr. | DT | 6'1" | 245 | Pittsburgh, Pa. | Central Catholic |
| Sam Carmony | Jr. | DE | 6'2" | 225 | Wooster, Ohio | Wooster |
| Tom Cich | Fr. | OL | 6'4" | 290 | East Amherst, N.Y. | Williamsville East |
| Josh Clark | Fr. | OL | 6'1" | 250 | Dennison, Ohio | Tuscarawas Central Catholic |
| Geoff Cooper | So. | OL | 6'5" | 295 | Danville, Ohio | Danville |
| Joe Corall | Fr. | OL | 6'3" | 270 | Mogadore, Ohio | Field |
| Andrew Courtney | Fr. | OL | 6'1" | 250 | Navarre, Ohio | Fairless |
| Chris Craig | Jr. | DB | 6'2" | 210 | Newark, Ohio | Johnstown-Monroe |
| Jalam Cutting | So. | WR | 5'10" | 180 | Akron, Ohio | Buchtel |
| Jeff Dauer | So. | FB | 6'0" | 215 | Allison Park, Pa. | Hampton |
| Rick Drushal | Jr. | OL | 6'4" | 310 | Lakeville, Ohio | West Holmes |
| Darren Farmer | Jr. | DB | 5'9" | 185 | Prospect, Ohio | Marion Pleasant |
| Josh Feesler | Jr. | DB | 6'0" | 175 | Canal Fulton, Ohio | Manchester |
| Jordan Ferns | Fr. | WR | 6'1" | 190 | Canfield, Ohio | Canfield |
| Eric Fluharty | Jr. | OL | 6'3" | 265 | Fort Myers, Fla. | Bishop Verot |
| Joe Francescangeli | Fr. | TB | 6'0" | 180 | Brunswick, Ohio | Brunswick |
| Brandon French | Jr. | DT | 6'1" | 250 | Columbia Station, Ohio | Columbia |
| Marco Garcia | Sr. | DT | 6'1" | 255 | Navarre, Fla. | Navarre |
| Greg Garris | Fr. | LB | 6'1" | 190 | Columbus, Ohio | Thomas Worthington |
| Jeff Geffert | So. | CB | 6'0" | 180 | Mentor, Ohio | Mentor |
| Aaron Gertz | Jr. | WR | 6'0" | 190 | Bay Village, Ohio | Bay |
| Ed Glick | Jr. | DE | 6'1" | 180 | Wooster, Ohio | Wooster |
| Dan Grangaard | Fr. | PK | 6'1" | 170 | Newark, Ohio | Newark |
| Eric Grinnell | Fr. | DB | 5'11" | 185 | Strongsville, Ohio | Strongsville |
| Paul Hamilton | So. | DE | 6'3" | 210 | Clinton, Ohio | Archbishop Hoban |
| Aaron Harper | Fr. | WR | 6'0" | 180 | Beallsville, Ohio | Beallsville |
| Tim Hartnett | Fr. | DB | 6'1" | 190 | Snellville, Ga. | South Gwinnett |
| Michele Ionno | Sr. | FB | 6'1" | 210 | Dover, Ohio | Tuscarawas Central Catholic |
| Jack James | Fr. | OL | 6'0" | 250 | Ashland, Ohio | Ashland |
| Kaleaf James | So. | DE | 6'3" | 220 | Painesville, Ohio | Thomas W. Harvey |
| Matt Jensen | So. | DE | 6'2" | 200 | Concord, Ohio | Notre Dame-Cathedral Latin |
| Orlando Jones | Fr. | TB | 5'8" | 190 | Elyria, Ohio | Elyria |
| Rob Kelm | Jr. | FB | 6'1" | 215 | Cincinnati, Ohio | Colerain |
| Jake Kennedy | Fr. | LB | 6'2" | 225 | Canton, Ohio | Central Catholic |
| Kyle Knisley | Fr. | CB | 5'10" | 170 | Hermitage, Pa. | Hickory |
| Dan Kremer | Sr. | DT | 6'2" | 275 | Marstons Mills, Mass. | Barnstable |
| Stefan Krygowski | Fr. | LB | 6'1" | 210 | Ponte Vedra Beach, Fla. | Nease |
| Jay Lampe | Jr. | TE | 6'4" | 230 | Cincinnati, Ohio | Deer Park |
| Roger Le | Fr. | CB | 5'8" | 170 | Elyria, Ohio | Midview |
| Cam LeMasters | Fr. | OL | 6'5" | 305 | Cross Lanes, W. Va. | Nitro |

ALPHABETICAL ROSTER

| NAME | YR | POS | HT | WT | HOMETOWN | HIGH SCHOOL |
|------------------|-----|-----|-------|-----|------------------------|-----------------------------|
| Mike Marshall | So. | WR | 6'1" | 185 | Wadsworth, Ohio | Wadsworth |
| Luke McCann | Fr. | WR | 6'0" | 175 | Pittsburgh, Pa. | Keystone Oaks |
| Brad Michel | Sr. | DB | 5'8" | 175 | Vandalia, Ohio | Wayne |
| David Miller | Jr. | WR | 5'10" | 190 | Uniontown, Ohio | Lake |
| Andy Milligan | So. | PK | 5'10" | 205 | Orrville, Ohio | Orrville |
| Will Miska | So. | TE | 6'3" | 215 | Hillsborough, N.J. | Hillsborough |
| Andy Mizak | Jr. | DE | 6'2" | 235 | Warren, Mich. | Paul K. Cousino |
| Steve Motil | Jr. | LB | 5'10" | 205 | Clinton, Ohio | Archbishop Hoban |
| Chip Neilson | Jr. | CB | 5'11" | 180 | Dayton, Ohio | Chaminade-Julienne Catholic |
| Andrew O'Connell | Fr. | CB | 5'10" | 175 | Granger, Ind. | Penn |
| Aaron Patterson | So. | OL | 6'3" | 280 | Steubenville, Ohio | Steubenville |
| Greg Peltz | Jr. | TE | 6'2" | 230 | Amherst, Ohio | Amherst Steele |
| Kyle Pollock | Fr. | QB | 6'0" | 190 | Mogadore, Ohio | Mogadore |
| Jeff Reed | Fr. | QB | 6'1" | 180 | Gap, Pa. | Pequea Valley |
| Bobby Reiff | Jr. | QB | 6'1" | 185 | Bay Village, Ohio | Bay |
| Travis Robertson | Jr. | DT | 6'2" | 225 | Norton, Ohio | Norton |
| Ethan Rogers | So. | DE | 6'2" | 210 | Independence, Ohio | Independence |
| Jordan Ross | Fr. | CB | 5'7" | 165 | Silver Lake, Ohio | Cuyahoga Falls |
| Eric Rossi | So. | DT | 5'10" | 250 | Tucson, Ariz. | Canyon Del Oro |
| Justin Schafer | Jr. | QB | 6'4" | 225 | Bethesda, Ohio | Union Local |
| Greg Schermbeck | So. | LB | 5'10" | 185 | Toledo, Ohio | Whitmer |
| Ben Schrock | So. | TE | 6'2" | 235 | Wadsworth, Ohio | Wadsworth |
| Tyler Shaffer | Fr. | LB | 6'0" | 195 | Painesville, Ohio | Thomas W. Harvey |
| Dustin Sheppard | Fr. | TB | 5'11" | 195 | Johnstown, Ohio | Johnstown-Monroe |
| Ryan Shingleton | So. | FB | 5'9" | 230 | Wooster, Ohio | Wooster |
| Trey Simmerman | So. | DB | 6'0" | 195 | Clarksburg, W. Va. | Notre Dame |
| Jim Sliwinski | Jr. | OL | 6'2" | 250 | Napoleon, Ohio | St. Francis DeSales |
| Andre Smith | Jr. | LB | 6'0" | 210 | Hendersonville, Tenn. | Beech |
| Brian Smith | So. | OL | 6'2" | 275 | Franklin, N.H. | New Hampton School |
| Jordan Smith | Fr. | DE | 6'0" | 215 | Boston, Mass. | Roxbury Latin School |
| Chris Smugala | So. | OL | 6'1" | 265 | Westlake, Ohio | Westlake |
| Dan Sommers | So. | OL | 6'0" | 260 | Slippery Rock, Pa. | Slippery Rock |
| Kevin Spragg | Jr. | OL | 6'3" | 305 | Collins, Ohio | Western Reserve |
| A.J. Strauch | Jr. | TB | 5'10" | 185 | Avon Lake, Ohio | Avon Lake |
| Terry Stuart | Fr. | LB | 5'11" | 205 | Mansfield, Ohio | Crestview |
| Seth Stuck | So. | DE | 6'2" | 210 | Conyers, Ga. | Salem |
| Shaun Swearingen | Jr. | WR | 5'10" | 180 | Hilliard, Ohio | Bishop Watterson |
| Dierre Taylor | Fr. | LB | 6'0" | 205 | Akron, Ohio | Garfield |
| Ryan Thomas | So. | LB | 6'4" | 215 | Cincinnati, Ohio | Walnut Hills |
| Amil Tinsley | So. | TB | 5'8" | 190 | Detroit, Mich. | Martin Luther King |
| Matt Tootle | Jr. | WR | 5'10" | 180 | Circleville, Ohio | Circleville |
| Phil Vitalbo | Jr. | LB | 5'11" | 215 | Monongahela, Pa. | Seton-LaSalle |
| Mike Vyrostek | Jr. | TE | 6'5" | 240 | Columbia Station, Ohio | Columbia |
| J.R. Ward | Jr. | FB | 5'10" | 215 | Washington, Pa. | Washington |
| Evan Watson | Jr. | DE | 6'3" | 220 | Crawfordsville, Ind. | Crawfordsville |
| Chuck Woodard | Jr. | LB | 5'10" | 190 | Boulder, Colo. | Dover-Sherborn (Mass.) |
| Kyle Yoder | So. | OL | 5'11" | 255 | Circleville, Ohio | Westfall |
| Pat Zimmerman | Fr. | CB | 5'9" | 170 | Akron, Ohio | Green |
| Steve Zumbrun | So. | OL | 6'3" | 240 | Pittsburgh, Pa. | Central Catholic |

ROSTER BREAKDOWN

Returnees' Numbers

| | |
|----|------------------|
| 3 | Sean Anderson |
| 4 | Jalam Cutting |
| 5 | Bill Bednar |
| 7 | Bobby Reiff |
| 8 | Justin Schafer |
| 9 | Mike Marshall |
| 11 | Darren Farmer |
| 13 | Chris Craig |
| 16 | Andy Milligan |
| 17 | David Miller |
| 19 | Ryan Thomas |
| 21 | Keith Adams |
| 22 | Shaun Swearingen |
| 24 | Chip Neilson |
| 25 | Aaron Gertz |
| 28 | Trey Simmerman |
| 29 | Jeff Geffert |
| 31 | Josh Feesler |
| 34 | Ryan Shingleton |
| 35 | Bobby Block |
| 36 | Brad Michel |
| 37 | Seth Stuck |
| 38 | Rob Kelm |
| 39 | Andrew Branch |
| 41 | Evan Watson |
| 45 | Greg Schermbeck |
| 46 | Jeff Dauer |
| 47 | Phil Vitalbo |
| 48 | Andy Mizak |
| 49 | Steve Motil |
| 52 | Dan Sommers |
| 54 | Andre Smith |
| 56 | Jim Sliwinski |
| 59 | Geoff Cooper |
| 60 | Dan Kremer |
| 63 | Kyle Yoder |
| 64 | Chris Smugala |
| 67 | Ed Glick |
| 68 | Steve Zumbrun |
| 69 | Rick Drushal |
| 70 | Aaron Patterson |
| 72 | Brian Smith |
| 73 | Steve Alpeter |
| 78 | Kevin Spragg |
| 79 | Eric Fluharty |
| 81 | Paul Hamilton |
| 83 | Will Miska |
| 84 | Mike Vrostek |
| 85 | Jay Lampe |
| 86 | Ben Schrock |
| 87 | Matt Tootle |
| 89 | Greg Peltz |
| 90 | Deron Boyd |
| 91 | Marco Garcia |
| 92 | Brandon French |
| 94 | Travis Robertson |
| 95 | Chuck Woodard |
| 96 | Ethan Rogers |
| 97 | Eric Rossi |

Pronunciation Guide

COACHES

| | |
|------------------|--------------|
| Jim Dobney | DOB-knee |
| Joe Kearney | KURR-nee |
| J.D. Vonderheide | VON-dur-hide |

PLAYERS

| | |
|--------------------|----------------------|
| Justin Aichele | IKE-lee |
| Steve Alpeter | ALL-pee-tur |
| De'Lano Boles | duh-LANE-oh |
| Tom Cich | SICH |
| Joe Corall | CORE-ul |
| Jalam Cutting | JAY-lum |
| Rick Drushal | DREW-shul |
| Eric Fluharty | fluh-HAR-dee |
| Joe Franciscangeli | fran-cis-CANJ-uh-lee |
| Greg Garris | GARE-es |
| Jeff Geffert | geff-URT |
| Dan Grangaard | GRAN-guard |
| Michele Ionno | MIH-kell-ee I-oh-no |
| Kaleaf James | cuh-LEAF |
| Kyle Knisley | NICE-lee |
| Dan Kremer | KRAY-mur |
| Stefan Krygowski | STEF-un CRI-gow-ski |
| Jay Lampe | LAMB-pee |
| Roger Le | LEE |
| Brad Michel | mi-SHELL |
| Will Miska | MISS-kuh |
| Andy Mizak | MIZE-ak |
| Steve Motil | moe-TULL |
| Bobby Reiff | REEF |
| Jim Sliwinski | sluh-WIN-skee |
| Chris Smugala | SMOO-ga-la |
| A.J. Strauch | STROCK |
| Dierre Taylor | DEE-air |
| Amil Tinsley | UH-meal TINZ-lee |
| Phil Vitalbo | VIH-tal-bo |
| Mike Vrostek | VUR-ah-stick |
| Steve Zumbrun | ZUHM-bruhn |

Players By Class

| | |
|------------|----|
| Seniors | 7 |
| Juniors | 32 |
| Sophomores | 28 |
| Freshmen | 31 |

Players By Position

| | |
|-------------------|----|
| Quarterbacks | 4 |
| Running Backs | 12 |
| Wide Receivers | 10 |
| Tight Ends | 5 |
| Offensive Linemen | 19 |
| Defensive Linemen | 17 |
| Linebackers | 13 |
| Defensive Backs | 15 |
| Placekickers | 2 |
| Punters | 1 |

Players By State

| | |
|---------------|----|
| Arizona | 1 |
| Colorado | 1 |
| Florida | 3 |
| Georgia | 2 |
| Indiana | 4 |
| Massachusetts | 2 |
| Michigan | 4 |
| New Hampshire | 1 |
| New Jersey | 1 |
| New York | 1 |
| Ohio | 66 |
| Pennsylvania | 9 |
| Tennessee | 1 |
| West Virginia | 2 |

RETURNING LETTERWINNERS



Keith Adams

Class _____ **Junior**
Position _____ **Cornerback/Return Specialist**
Height/Weight _____ **5'11"/170**
Hometown _____ **Mogadore, Ohio**
High School _____ **Field**
Major _____ **Business Economics**

Is expected to earn a starting spot at one of the cornerback positions as well as continue in his role as one of the most dangerous punt returners in the region ... Also may handle kickoff return duties ... Possesses terrific speed and a fearless attitude ... 2004: Saw increased action as the season progressed, becoming the full-time punt returner in week two and first serving as a backup cornerback, then alternating series before being promoted to a starter for Wooster's two NCAA Div. III playoff games ... Set a single-season school record for total punt return yardage (502) and his average of 11.4 yards per return led the league and ranked 34th in Div. III ... Also broke the Wooster single-game record with 194 punt return yards on nine run backs, including a season-long of 78, against Case (Sept. 25) ... Played a key role in the Scots' NCAA first-round win against Aurora (Nov. 20), tallying 91 return yards, including two that went more than 30 yards (38, 39) ... As a cornerback, he finished with 19 tackles, including a season-high six versus Aurora, and one interception ... Made one of the biggest plays of the year, picking off a pass to begin overtime against rival Wittenberg (Nov. 6), which gave Wooster the opportunity to win on its possession (64-58 over the Tigers) ... 2003: Member of the jayvee team ... Prior to Wooster: Earned all-district honors as a senior and was a two-time selection on the All-Portage County League Team at Field High School ... Intercepted 12 passes and was in on 150 tackles during his career, while also scoring 13 touchdowns - three via punt returns and 10 receiving ... Played baseball and basketball for the Falcons, too ... Personal: Born Feb. 10, 1985 ... Son of Tom and Mikelann Adams ... Majoring in business economics.

CAREER DEFENSIVE STATISTICS

| YEAR | G | SOLO | ASST | TACKLES | TFL-YDS | SACK-YDS | QBH | INT-YDS | PD | FR-YDS | FF |
|---------------------|-----------|-----------|----------|-----------|--------------|--------------|----------|------------|----------|------------|----------|
| 2003 | | | | | | | | | | | |
| - Did not compete - | | | | | | | | | | | |
| 2004 | 12 | 16 | 3 | 19 | 1.0-4 | 0.0-0 | 0 | 1-0 | 3 | 0-0 | 0 |
| TOTALS | 12 | 16 | 3 | 19 | 1.0-4 | 0.0-0 | 0 | 1-0 | 3 | 0-0 | 0 |

CAREER SPECIAL TEAMS STATISTICS

| YEAR | G | KICKOFF RETURNS | | | | | PUNT RETURNS | | | | | |
|---------------------|-----------|-----------------|----------|------------|----------|----------|--------------|------------|-------------|----------|-----------|--|
| | | ATT | YDS | AVG | TD | LONG | ATT | YDS | AVG | TD | LONG | |
| 2003 | | | | | | | | | | | | |
| - Did not compete - | | | | | | | | | | | | |
| 2004 | 12 | 0 | 0 | 0.0 | 0 | 0 | 44 | 502 | 11.4 | 0 | 78 | |
| TOTALS | 12 | 0 | 0 | 0.0 | 0 | 0 | 44 | 502 | 11.4 | 0 | 78 | |



Steve Alpeter

Class _____ **Senior**
Position _____ **Offensive Lineman**
Height/Weight _____ **6'2"/270**
Hometown _____ **Dover, Ohio**
High School _____ **Garaway**
Major _____ **History**

One of the top returning centers in the conference ... Described as "a warrior and great competitor" and the "key to the offensive line coming together last year" by the coaching staff ... Has added 30 pounds to his frame since joining the program ... 2004: Garnered second-team all-conference honors at center ... Beat out a two-year starter and former all-conference honoree (Matt Jackson) for the starting position during training camp and stayed there throughout the season (11 starts) ... Played an important role on an offensive line that paved the way for multiple team records - scoring (510 points), first downs (258), rushing yardage (3,188), average rush (5.7), rushing touchdowns (43), total offense (5,248 yards), and average per play (6.3 yards) ... 2003: Served as a backup offensive lineman, primarily at tackle, and appeared in two varsity games ... 2002: Member of the Scots' jayvee program ... Prior to Wooster: Picked up special mention on the All-Ohio Team as well as first-team all-region and All-Inter-Valley Conference recognition during his senior season at Garaway High School ... Lettered twice in football with the Pirates ... Personal: Born May 20, 1984 ... Son of David and Joyce Alpeter ... Majoring in history.



RETURNING LETTERWINNERS



Sean Anderson

Class _____ Senior
 Position _____ Running Back
 Height/Weight _____ 5'9"/190
 Hometown _____ Lowell, Ind.
 High School _____ Lowell
 Major _____ Business Economics

Will be in a heated competition for the starting tailback position at training camp after backing up three-time All-American Tony Sutton ... Has been plagued by the injury bug throughout his career, but appears healthy coming off shoulder surgery in the off season ... Possesses great speed, according to the staff ... 2004: Injured shoulder led to career-low numbers, playing in three varsity games ... Ran for season-high 54 yards on seven carries and scored his first career touchdown (five yards) at Hiram (Oct. 30) ... 2003: Started as the second-string tailback before an injury cost him the second-half of the season ... Saw action in each of the first four games and totaled 80 yards - fifth-most on the team ... Had a season-high of 55 rushing yards on eight attempts at Bethany (Sept. 20) ... 2002: Entered five varsity games as a freshman, combining for 131 yards on 43 carries ... Ran for a career-high 79 yards, including a long of 39, on 18 attempts at Denison (Nov. 9) ... Also caught a six-yard pass in that game ... Prior to Wooster: Received special mention on the all-state team as a senior at Lowell High School, as well as being named to the All-Lake Athletic Conference First Team ... Rushed for 1,178 yards and 10 touchdowns that season ... Also played defensive back and punted for the Red Devils, and lettered on the track team ... Personal: Born Feb. 7, 1984 ... Son of Irene Anderson and Wayne Anderson ... Majoring in business economics with a minor in mathematics.

CAREER OFFENSIVE STATISTICS

| YEAR | RUSHING | | | | | | RECEIVING | | | | | | |
|--------|---------|-----|-----|-----|----|------|-----------|-----|-----|-----|----|------|-------|
| | G | ATT | YDS | AVG | TD | LONG | AVG/G | REC | YDS | AVG | TD | LONG | AVG/G |
| 2002 | 5 | 43 | 131 | 3.0 | 0 | 39 | 26.2 | 1 | 6 | 6.0 | 0 | 6 | 1.2 |
| 2003 | 4 | 17 | 80 | 4.7 | 0 | 24 | 20.0 | 1 | 3 | 3.0 | 0 | 3 | 0.8 |
| 2004 | 3 | 8 | 68 | 8.5 | 1 | 19 | 22.7 | 0 | 0 | 0.0 | 0 | 0 | 0.0 |
| TOTALS | 12 | 68 | 279 | 4.1 | 1 | 39 | 23.3 | 2 | 9 | 4.5 | 0 | 6 | 0.8 |



Bobby Block

Class _____ Junior
 Position _____ Linebacker
 Height/Weight _____ 6'1"/220
 Hometown _____ Belleville, Mich.
 High School _____ Belleville
 Major _____ History

Is a leading candidate to earn one of the two starting linebacker positions vacated by graduation ... Will be a key special teams contributor again as well ... 2004: Was the backup strong-side linebacker behind third-team all-region honoree Bobby Vega and played a key role on kick coverage units ... Totalled nine tackles, including two for losses ... Was in on a season-high three stops during the opener against Muskingum (Sept. 4) ... Had one tackle in each of the Scots' NCAA Div. III postseason games ... Recorded first career sack against Oberlin (Oct. 23) ... Earned first varsity letter ... 2003: Saw limited action with the varsity, while gaining experience as a member of the jayvee squad ... Prior to Wooster: Earned All-Mega Conference Team honors as a senior at Belleville High School ... Made 49 tackles, two fumble recoveries, and an interception while helping lead the Tigers to a league championship in 2002 ... Was a letterwinner with the baseball team as well ... Personal: Born May 1, 1985 ... Son of Michelle Block ... Majoring in history with a minor in education.

CAREER DEFENSIVE STATISTICS

| YEAR | G | SOLO | ASST | TACKLES | TFL-YDS | SACK-YDS | QBH | INT-YDS | PD | FR-YDS | FF |
|--------|----|------|------|---------|---------|----------|-----|---------|----|--------|----|
| 2003 | 1 | 0 | 0 | 0 | 0.0-0 | 0.0-0 | 0 | 0-0 | 0 | 0-0 | 0 |
| 2004 | 9 | 5 | 4 | 9 | 2.0-7 | 1.0-5 | 0 | 0-0 | 0 | 0-0 | 0 |
| TOTALS | 10 | 5 | 4 | 9 | 2.0-7 | 1.0-5 | 0 | 0-0 | 0 | 0-0 | 0 |



RETURNING LETTERWINNERS



Andrew Branch

Class _____ **Junior**
Position _____ **Punter**
Height/Weight _____ **6'1"/190**
Hometown _____ **Zanesville, Ohio**
High School _____ **Newcomerstown**
Major _____ **Business Economics**

Is back for his third year as the starting punter ... Can serve as the backup place-kicker, if necessary ... 2004: Averaged 34.0 yards on 57 punts ... Often asked to help the Scots win the field position battle, as 14 of his punts landed inside the 20 and only four others went for touchbacks ... Netted 32.3 yards per attempt - second-best in the conference ... Booted two 50-yarders, including a long of 52 at Ohio Wesleyan (Nov. 13) ... Gained three yards on a fake punt during Wooster's NCAA playoff loss to Carthage (Nov. 27) - his only rushing attempt of the year ... 2003: Won the punting job during pre-season and started the first two games, but then missed the next five weeks due to a hand injury suffered in week two ... Returned as the punter for the last three games ... Averaged 35.9 yards - fourth-best among the conference's regulars - on 17 total punts ... Produced his best performance during a 23-7 win over Wabash (Nov. 1), placing three of seven inside the 20 and averaging 41.0 yards ... Rushed for 63 yards on a muffed snap at Bethany (Sept. 20) ... 2002: Was the squad's No. 2 punter behind Ryan Hartschuh as a freshman ... Prior to Wooster: Twice a special mention All-Ohio recipient as a kicker at Newcomerstown High School ... Named Eastern District and Region 11 Kicker of the Year as a junior and senior, too ... Set school records for PAT's in a game (7), season (36), and career (60), as well as most consecutive PAT's (21) and most field goals in a season and career ... Also played basketball for the Trojans ... Personal: Born Dec. 29, 1983 ... Is the son of David and Cindy Branch ... Majoring in business economics.

CAREER SPECIAL TEAMS STATISTICS

| YEAR | G | PUNTS | YDS | AVG | LONG | TB | FC | I-20 | BLK | |
|--------|----|-------|------|---------------------|------|----|----|------|-----|--|
| 2002 | | | | | | | | | | |
| | | | | - Did not compete - | | | | | | |
| 2003 | 5 | 17 | 610 | 35.9 | 48 | 0 | 3 | 6 | 0 | |
| 2004 | 11 | 57 | 1936 | 34.0 | 52 | 4 | 8 | 14 | 0 | |
| TOTALS | 16 | 74 | 2546 | 34.4 | 52 | 4 | 11 | 20 | 0 | |



Geoff Cooper

Class _____ **Sophomore**
Position _____ **Offensive Lineman**
Height/Weight _____ **6'5"/295**
Hometown _____ **Danville, Ohio**
High School _____ **Danville**
Major _____ **Undecided**

Has the potential to move into the starting lineup on the offensive line with two vacant positions due to graduation ... Looks to build on a freshman season, which saw him make great strides ... 2004: Was one of four freshman on the squad to earn a letter ... Worked his way up the depth chart to back up All-American left tackle Rick Drushal, appearing in seven games ... Part of a line that paved the way for school records for scoring (510 points), first downs (258), rushing yardage (3,188), average rush (5.7), rushing touchdowns (43), total offense (5,248 yards), and average per play (6.3 yards), and the unit gave up just 17 sacks ... Prior to Wooster: Earned first-team all-state honors in Div. VI as a senior at Danville High School ... Also was first-team all-district that season and second-team all-district as a junior ... Part of Blue Devil teams that went 19-5 and won Mid-Buckeye Conference titles in 2002-03 ... Lettered once in basketball and once in baseball ... Personal: Born Oct. 18, 1986 ... Son of Deborah Cooper and Douglas Cooper ... Is undecided on a major.



Chris Craig

Class _____ **Junior**
Position _____ **Defensive Back**
Height/Weight _____ **6'2"/210**
Hometown _____ **Newark, Ohio**
High School _____ **Johnstown-Monroe**
Major _____ **History**

Lone returning starter in the defensive backfield ... Has the tools and talent to become one of the top strong safety's in NCAA Div. III ... Will also continue to contribute on special teams ... 2004: Was expected to be in a heated competition just to win a starting position, but quickly developed into the first-team All-NCAC strong safety ... Started all 12 games and finished fourth on the team in tackles with 77, 48 of which were solos ... Intercepted two passes, both of which he returned for touchdowns - a 29-yarder in the opener against Muskingum (Sept. 4) and a 20-yard run back at Wabash (Oct. 16) ... Broke up six other passes ... Posted season-highs of 10 tackles at Grove City (Sept. 18) and at Ohio Wesleyan (Nov. 13), which was followed by a nine-tackle outing against Aurora (Nov. 20) in the first round of the NCAA Div. III Football Championship ... 2003: Saw action in most every game as a coverage specialist on kickoffs and punts en route to earning a varsity letter ... Also was a backup defensive back ... Made six tackles, including five solos, and forced a fumble against Denison (Nov. 8) ... Prior to Wooster: Earned special mention All-Ohio and first-team All-Mid Buckeye Conference honors as a senior at Johnstown-Monroe High School ... Totaled 97 tackles, including seven for losses, and five interceptions that season ... Also played baseball for the Johnnies ... Personal: Born March 6, 1984 ... Is the son of Gail Craig and the late Mike Craig ... Majoring in history with a minor in education.

CAREER DEFENSIVE STATISTICS

| YEAR | G | SOLO | ASST | TACKLES | TFL-YDS | SACK-YDS | QBH | INT-YDS | PD | FR-YDS | FF |
|--------|----|------|------|---------|---------|----------|-----|---------|----|--------|----|
| 2003 | 7 | 6 | 1 | 7 | 0.0-0 | 0.0-0 | 0 | 0-0 | 0 | 0-0 | 1 |
| 2004 | 12 | 48 | 29 | 77 | 1.5-2 | 0.0-0 | 0 | 2-49 | 6 | 0-0 | 0 |
| TOTALS | 19 | 54 | 30 | 84 | 1.5-2 | 0.0-0 | 0 | 2-49 | 6 | 0-0 | 1 |



RETURNING LETTERWINNERS

Rick Drushal



Class _____ **Junior**
Position _____ **Offensive Lineman**
Height/Weight _____ **6'4"/310**
Hometown _____ **Lakeville, Ohio**
High School _____ **West Holmes**
Major _____ **Mathematics/Computer Science**

Street & Smith's preseason All-American, having started all 22 career games at the crucial left tackle position ... Possesses "the whole package ... great athleticism, size, intelligence, and attitude," according to the coaching staff ... Also is a four-time All-NCAC thrower for Wooster's track & field team, placing third at the conference's indoor meet in the shot put (48 feet, two inches) as a freshman and third at the outdoor meet in both the discus (139 feet) and shot put (48 feet, six inches) in 2004 and third again in the shot put (45 feet, nine inches) in 2005 ... 2004: Collected second-team All-American honors from the Football Gazette, as well as first-team recognition on the all-region and all-conference teams ... Started every game (12) at left tackle ... Graded out as the Scots' top lineman, anchoring a unit that paved the way for team records in scoring (510 points), first downs (258), rushing yardage (3,188), average rush (5.7), rushing touchdowns (43), total offense (5,248), and average per play (6.3 yards), and the unit yielded just 17 sacks ... 2003: Selected second-team All-NCAC as a rookie after serving as one of the cornerstones of the offensive line ... Started all 10 games at left tackle ... Prior to Wooster: Earned all-state accolades twice at West Holmes High School, including first-team recognition as a senior ... Also was a two-time first-team all-district and all-conference honoree ... Played basketball and threw the discus and shot put for the Knights as well ... Was West Holmes' valedictorian with a perfect 4.00 GPA ... Personal: Born July 14, 1984 ... Son of Wooster alum Rich and Josie Drushal, and grandson of J. Garber Drushal, who was the president of The College of Wooster from 1967-77 ... Double-majoring in mathematics and computer science.



Darren Farmer



Class _____ **Junior**
Position _____ **Defensive Back**
Height/Weight _____ **5'9"/185**
Hometown _____ **Prospect, Ohio**
High School _____ **Marion Pleasant**
Major _____ **Business Economics**

One of the top candidates expected to earn the starting free safety position ... Flexible enough to play either strong safety or cornerback, if necessary ... Hails from the same high school as 2003 Wooster alum and two-time All-American Nick Hajjar ... 2004: Slowed by an early-season injury, but came back to play a key role on special teams and as a backup safety for seven of the final eight games ... Tallied 10 tackles, including eight solo stops ... Was credited with a season-high three against Aurora (Nov. 20) in the Scots' first postseason game ... Made his first career interception at Hiram (Oct. 30) ... 2003: Played in nearly every game, contributing on special teams and as the backup free safety ... Totaled 10 tackles, including seven solos and a season-high four at Bethany (Sept. 20) ... Prior to Wooster: Closed his career at Marion Pleasant High School in style by earning MVP honors at the state championship game (Div. V) ... Totaled more than 100 tackles and seven interceptions as a senior for the state-champion Spartans en route to earning first-team all-district and all-conference recognition, as well as All-Ohio special mention ... Also competed for the track & field team ... Personal: Born May 10, 1985 ... Is the son of Waid and Deedee Farmer ... Majoring in business economics.

CAREER DEFENSIVE STATISTICS

| YEAR | G | SOLO | ASST | TACKLES | TFL-YDS | SACK-YDS | QBH | INT-YDS | PD | FR-YDS | FF |
|--------|----|------|------|---------|---------|----------|-----|---------|----|--------|----|
| 2003 | 8 | 7 | 3 | 10 | 0.0-0 | 0.0-0 | 0 | 0-0 | 0 | 0-0 | 0 |
| 2004 | 7 | 8 | 2 | 10 | 0.0-0 | 0.0-0 | 0 | 1-0 | 1 | 0-0 | 0 |
| TOTALS | 15 | 15 | 5 | 20 | 0.0-0 | 0.0-0 | 0 | 1-0 | 1 | 0-0 | 0 |

Josh Feesler



Class _____ **Junior**
Position _____ **Defensive Back**
Height/Weight _____ **6'0"/175**
Hometown _____ **Canal Fulton, Ohio**
High School _____ **Manchester**
Major _____ **Business Economics**

One of the top candidates expected to earn the starting free safety position ... Has demonstrated consistent development since arriving on campus ... 2004: Played a key role on special teams (kick coverage units) and was the backup free safety behind all-conference honoree Brian Kight ... Credited with 15 tackles, including nine solos, and one forced fumble ... Posted a season-high four tackles and the forced fumble at Kenyon (Oct. 9) ... 2003: Member of the jayvee team ... Prior to Wooster: Two-time all-district and all-league selection at Manchester High School ... Earned special mention on the All-Ohio Team as a senior with the Panthers, when he totaled 1,290 all-purpose yards (393 rushing, 446 receiving, 111 kickoff returns, 340 punt returns) and 10 touchdowns ... Also was in on 78 tackles and three takeaways that year, while helping team to undefeated regular season (10-0) ... Personal: Born Feb. 22, 1985 ... Son of Joe and Ruth Feesler ... Majoring in business economics.

CAREER DEFENSIVE STATISTICS

| YEAR | G | SOLO | ASST | TACKLES | TFL-YDS | SACK-YDS | QBH | INT-YDS | PD | FR-YDS | FF |
|--------|----|------|------|---------|---------------------|----------|-----|---------|----|--------|----|
| 2003 | | | | | | | | | | | |
| | | | | | - Did not compete - | | | | | | |
| 2004 | 10 | 9 | 6 | 15 | 0.0-0 | 0.0-0 | 0 | 0-0 | 0 | 0-0 | 1 |
| TOTALS | 10 | 9 | 6 | 15 | 0.0-0 | 0.0-0 | 0 | 0-0 | 0 | 0-0 | 1 |

RETURNING LETTERWINNERS



Brandon French

Class _____ **Junior**
Position _____ **Defensive Tackle**
Height/Weight _____ **6'1"/250**
Hometown _____ **Columbia Station, Ohio**
High School _____ **Columbia**
Major _____ **History**

Has the potential for a breakout year ... Is making the move back to the interior of the defensive line, as he possesses outstanding athleticism and quickness for a tackle ... 2004: Played in all 12 games as part of the regular defensive line rotation, totaling 13 tackles, including 11 solos ... Made six tackles for loss, including first career sack against Muskingum (Sept. 4) ... Also had a season-high four tackles in that game, three of which went for losses ... 2003: Saw limited varsity action, developing his game at the jayvee level ... Made two tackles, both coming at Bethany (Sept. 20) ... Prior to Wooster: Twice named to the first-team all-district and all-conference teams at Columbia High School, and twice received honorable mention on the all-state team ... Totaled 148 career tackles, as well as 6.0 sacks and six caused fumbles with the Raiders ... Helped the team to the MAC-8 title in 2002 ... Lettered nine times - four in football, three in wrestling, and two in baseball ... Personal: Born May 5, 1985 ... Son of Toney and Cheryl French ... Majoring in history.

CAREER DEFENSIVE STATISTICS

| YEAR | G | SOLO | ASST | TACKLES | TFL-YDS | SACK-YDS | QBH | INT-YDS | PD | FR-YDS | FF |
|---------------|-----------|-----------|----------|-----------|---------------|--------------|----------|------------|----------|------------|----------|
| 2003 | 2 | 1 | 1 | 2 | 0.0-0 | 0.0-0 | 0 | 0-0 | 0 | 0-0 | 0 |
| 2004 | 12 | 11 | 2 | 13 | 6.0-18 | 1.0-6 | 0 | 0-0 | 0 | 0-0 | 0 |
| TOTALS | 14 | 12 | 3 | 15 | 6.0-18 | 1.0-6 | 0 | 0-0 | 0 | 0-0 | 0 |



Aaron Gertz

Class _____ **Junior**
Position _____ **Wide Receiver**
Height/Weight _____ **6'0"/190**
Hometown _____ **Bay Village, Ohio**
High School _____ **Bay**
Major _____ **Business Economics**

Is expected to be a featured performer at wide receiver in 2005, following the graduation of both starters at that position ... Described by the coaching staff as "one of the hardest workers on the team" and "with outstanding speed and hands" ... 2004: Served as a backup wideout, seeing action in four-receiver sets, and played a role on special teams ... Played in 10 of 12 games, making four receptions for 29 yards ... Had three of those and his first career touchdown - an 11-yarder from high school teammate Bobby Reiff - against Oberlin (Oct. 23) ... 2003: Saw limited action with the varsity, while gaining experience as a member of the jayvee squad ... Prior to Wooster: Named to the All-Southwestern Conference First Team as a senior after setting Bay High School season records for receptions (41) and receiving yards (804) ... Also set single-game school record with 214 receiving yards versus Olmsted Falls, including a 77-yard touchdown reception ... Competed in track & field for the Rockets, too ... Personal: Born Oct. 11, 1984 ... Son of Doug and Karen Gertz ... Majoring in business economics.

CAREER OFFENSIVE STATISTICS

| YEAR | RUSHING | | | | | | | RECEIVING | | | | | |
|---------------|-----------|----------|----------|------------|----------|----------|------------|-----------|-----------|------------|----------|-----------|------------|
| | G | ATT | YDS | AVG | TD | LONG | AVG/G | REC | YDS | AVG | TD | LONG | AVG/G |
| 2003 | 1 | 0 | 0 | 0.0 | 0 | 0 | 0.0 | 0 | 0 | 0.0 | 0 | 0 | 0.0 |
| 2004 | 10 | 0 | 0 | 0.0 | 0 | 0 | 0.0 | 4 | 29 | 7.2 | 1 | 11 | 2.9 |
| TOTALS | 11 | 0 | 0 | 0.0 | 0 | 0 | 0.0 | 4 | 29 | 7.2 | 1 | 11 | 2.6 |



Marco Garcia

Class _____ **Senior**
Position _____ **Defensive Tackle**
Height/Weight _____ **6'1"/255**
Hometown _____ **Navarre, Fla.**
High School _____ **Navarre**
Major _____ **Political Science**

Brings a great deal of experience to the defensive line ... Is versatile as he's played both tackle and end, but is expected to play inside this year ... 2004: Regular rotation at nose guard, playing all 12 games and totaling 16 tackles, including 11 solos and one during the Scots' NCAA second-round playoff loss to Carthage (Nov. 27) ... Made first career sack versus Allegheny (Oct. 2) ... Had a season-high three tackles at Grove City (Sept. 18) ... 2003: Worked his way into a backup role at defensive tackle en route to earning his first letter ... Appeared in about half of the team's games and totaled six tackles, including five solos ... Was in on a career-high five stops at Bethany (Sept. 20) ... 2002: Primarily played on the jayvee team ... Prior to Wooster: Was an all-area defensive lineman at Navarre High School as a senior, when he totaled 43 tackles and eight sacks ... Also participated in soccer and track & field with the Raiders ... Lived in Europe and played football during part of his high school career ... Was a junior racquetball champion in Germany ... Personal: Born July 19, 1984 ... Is the son of Reymundo and Elsa Garcia ... Majoring in political science.

CAREER DEFENSIVE STATISTICS

| YEAR | G | SOLO | ASST | TACKLES | TFL-YDS | SACK-YDS | QBH | INT-YDS | PD | FR-YDS | FF |
|---------------|---------------------|-----------|----------|-----------|--------------|--------------|----------|------------|----------|------------|----------|
| 2002 | - Did not compete - | | | | | | | | | | |
| 2003 | 4 | 5 | 1 | 6 | 0.0-0 | 0.0-0 | 0 | 0-0 | 0 | 0-0 | 0 |
| 2004 | 12 | 11 | 5 | 16 | 1.0-6 | 1.0-6 | 1 | 0-0 | 0 | 0-0 | 0 |
| TOTALS | 16 | 16 | 6 | 22 | 1.0-6 | 1.0-6 | 1 | 0-0 | 0 | 0-0 | 0 |



RETURNING LETTERWINNERS



Dan Kremer

Class _____ Senior
 Position _____ Defensive Tackle
 Height/Weight _____ 6'2"/275
 Hometown _____ Marstons Mills, Mass.
 High School _____ Barnstable
 Major _____ History

Returning starter at defensive tackle ... Has made great strides since joining the program, according to the coaching staff ... 2004: Was a starting interior defensive lineman for all 12 games, totaling 14 tackles ... Credited with three tackles for losses of 11 yards ... Had a tackle in every game except for two, including a season-high three in the opener against Muskingum (Sept. 4) ... Forced a fumble in the Case game (Sept. 25) ... 2003: Made the successful transition from offensive line and earned a spot in the defensive line rotation, appearing in all 10 games en route to picking up a letter ... Was in on at least one tackle in six contests, and closed the year with a career-high five stops at rival Wittenberg (Nov. 15) ... 2002: Primarily played on the jayvee team ... Prior to Wooster: Selected to the All-Old Colony League and All-Cape Cod Teams as a senior lineman at Barnstable High School ... Totaled four varsity letters - three in football and one in track & field - with the Red Raiders ... Personal: Born June 29, 1984 ... Is the son of Joseph and Laura Kremer ... Majoring in history.

CAREER DEFENSIVE STATISTICS

| YEAR | G | SOLO | ASST | TACKLES | TFL-YDS | SACK-YDS | QBH | INT-YDS | PD | FR-YDS | FF |
|--------|----|------|------|---------|---------------------|----------|-----|---------|----|--------|----|
| 2002 | | | | | - Did not compete - | | | | | | |
| 2003 | 10 | 10 | 5 | 15 | 1.0-2 | 0.0-0 | 0 | 0-0 | 0 | 0-0 | 0 |
| 2004 | 12 | 8 | 6 | 14 | 3.0-11 | 0.0-0 | 1 | 0-0 | 0 | 0-0 | 1 |
| TOTALS | 22 | 18 | 11 | 29 | 4.0-13 | 0.0-0 | 1 | 0-0 | 0 | 0-0 | 1 |



Brad Michel

Class _____ Senior
 Position _____ Defensive Back
 Height/Weight _____ 5'8"/175
 Hometown _____ Vandalia, Ohio
 High School _____ Wayne
 Major _____ Sociology


Will compete for the starting free safety position after having served as the nickel back last year ... Has been a top contributor on special teams throughout his career ... Makes up for his lack of size by being a very physical player with excellent speed ... 2004: Saw significant action at nickel back and on special teams (kick coverage units) ... Totaled a career-high 35 tackles, including 19 solos ... Was frequently sent on safety blitzes, recording 1.5 sacks for 13 yards and four quarterback hurries ... Made a career-high 11 tackles, broke up a pass, and forced a fumble in the Case game (Sept. 25) ... Registered four tackles, including a half-sack, against Carthage in the second round of the NCAA Div. III Football Championship (Nov. 27) ... 2003: Played a key role on the coverage units again, compiling most of his 17 tackles on special teams ... Made 15 stops during the first three games, including a season-high six at Bethany (Sept. 20) ... Also saw action in the secondary, finishing the year as the team's No. 2 strong safety ... 2002: Was one of just three first-years to earn a varsity letter after tallying 22 tackles, mostly on kickoff and punt coverage ... Forced a fumble in back-to-back weeks - versus Earlham (Oct. 26) and at Wabash (Nov. 2) - and recovered one earlier in the year ... Was in on a season-high six tackles in the Earlham game ... Prior to Wooster: Was a starter and all-league player in four sports - football, soccer, wrestling, and baseball - during his senior year at Wayne High School ... Helped the Warriors to two league championships in football (2000-01) and lettered on the 1999 team, which finished as the state runner-up ... Personal: Born Oct. 12, 1983 ... Is the son of Christopher and Nelwyn Michel ... Majoring in sociology.

CAREER DEFENSIVE STATISTICS

| YEAR | G | SOLO | ASST | TACKLES | TFL-YDS | SACK-YDS | QBH | INT-YDS | PD | FR-YDS | FF |
|--------|----|------|------|---------|---------|----------|-----|---------|----|--------|----|
| 2002 | 10 | 13 | 9 | 22 | 0.0-0 | 0.0-0 | 0 | 0-0 | 2 | 1-0 | 2 |
| 2003 | 10 | 7 | 10 | 17 | 0.0-0 | 0.0-0 | 0 | 0-0 | 0 | 0-0 | 0 |
| 2004 | 12 | 19 | 16 | 35 | 2.5-16 | 1.5-13 | 4 | 0-0 | 1 | 0-0 | 1 |
| TOTALS | 32 | 39 | 35 | 74 | 2.5-16 | 1.5-13 | 4 | 0-0 | 3 | 1-0 | 3 |



RETURNING LETTERWINNERS



Andy Mizak

Class _____ **Junior**
Position _____ **Defensive End**
Height/Weight _____ **6'2"/235**
Hometown _____ **Warren, Mich.**
High School _____ **Paul K. Cousino**
Major _____ **Mathematics**

An All-American candidate at defensive end ... Role will expand even more this season with the graduation of linemate and 2004 NCAC Defensive Player-of-the-Year Joe Kearney ... Possesses strength and toughness, as well as terrific speed off the edge ... Is on pace to set the Scots' career sack record, currently held by Brock Jones (34.0; 1984-87) ... 2004: Received honorable mention on D3Football.com's All-America Team as well as third-team mention on the All-North Region Team and second-team all-conference honors after a breakout season ... Broke a nearly 20-year-old school record with 15.0 sacks, two better than Jones' 1985 mark ... Tied for third nationally in Div. III in sacks and ranked third in total tackles for loss (25.0) ... Was Wooster's fifth-leading tackler (63) ... Recorded 2.0 or more sacks in five games and nearly missed several others, posting eight quarterback hurries ... Excelled in the NCAA Div. III Playoffs, registering 3.0 sacks (13 yards) and two other tackles in the victory over Aurora (Nov. 20) and contributing 2.0 sacks (20 yards) and four other tackles against Carthage (Nov. 27) ... Tied a single-game team record with 4.0 sacks (45 yards) against Oberlin (Oct. 23) as part of a career-high nine-tackle day ... Also blocked four kicks during the year ... 2003: Made the move from linebacker in training camp and developed into a starting defensive end ... Finished 10th on the team in tackles with 29, including 20 solos ... Recorded a team-high 6.5 sacks, including 3.5 - the third-most for a single-game in school history - during a 23-7 win over Wabash (Nov. 1) ... Totaled a season-high five tackles in that contest as well as at Oberlin (Oct. 11) ... Recovered two fumbles against Denison (Nov. 8) ... Prior to Wooster: Posted first-team all-county and all-conference honors as a senior linebacker at Paul K. Cousino High School ... Had a team-high 118 tackles that season ... Also played baseball and basketball for the Patriots ... Personal: Born April 26, 1985 ... Son of Mark and Joanne Mizak ... Majoring in mathematics.

CAREER DEFENSIVE STATISTICS

| YEAR | G | SOLO | ASST | TACKLES | TFL-YDS | SACK-YDS | QBH | INT-YDS | PD | FR-YDS | FF |
|--------|----|------|------|---------|----------|----------|-----|---------|----|--------|----|
| 2003 | 10 | 20 | 9 | 29 | 6.5-32 | 6.5-32 | 3 | 0-0 | 2 | 2-0 | 1 |
| 2004 | 12 | 40 | 23 | 63 | 25.0-138 | 15.0-116 | 8 | 0-0 | 2 | 0-0 | 0 |
| TOTALS | 22 | 60 | 32 | 92 | 31.5-170 | 21.5-148 | 11 | 0-0 | 4 | 2-0 | 1 |



Steve Motil

Class _____ **Junior**
Position _____ **Linebacker**
Height/Weight _____ **5'10"/205**
Hometown _____ **Clinton, Ohio**
High School _____ **Archbishop Hoban**
Major _____ **Mathematics**

Will challenge for one of the two starting linebacker positions vacated by graduation ... Versatile enough to play either in the middle or on the outside ... Is expected to be a key special teams contributor again, too ... 2004: Played a key role on special teams (kick coverage units) and as a backup linebacker ... Credited with 13 tackles, including eight solo stops ... Made a season-high four tackles against Oberlin (Oct. 23) and recorded one in the Scots' postseason victory against Aurora (Nov. 20) ... Earned first varsity letter ... 2003: Was a member of the jayvee team ... Prior to Wooster: Totaled 115 tackles, eight sacks, two pass breakups, two forced fumbles, and two fumble recoveries while helping Archbishop Hoban High School reach the state semifinals in 2002 ... Also competed in wrestling and track & field with the Knights ... Personal: Born Oct. 27, 1984 ... Son of Fulton and Barbara Benya ... Majoring in mathematics.

CAREER DEFENSIVE STATISTICS

| YEAR | G | SOLO | ASST | TACKLES | TFL-YDS | SACK-YDS | QBH | INT-YDS | PD | FR-YDS | FF |
|--------|---------------------|------|------|---------|---------|----------|-----|---------|----|--------|----|
| 2003 | - Did not compete - | | | | | | | | | | |
| 2004 | 11 | 8 | 5 | 13 | 0.0-0 | 0.0-0 | 0 | 0-0 | 0 | 0-0 | 0 |
| TOTALS | 11 | 8 | 5 | 13 | 0.0-0 | 0.0-0 | 0 | 0-0 | 0 | 0-0 | 0 |



Greg Peltz

Class _____ **Junior**
Position _____ **Tight End**
Height/Weight _____ **6'2"/230**
Hometown _____ **Amherst, Ohio**
High School _____ **Amherst Steele**
Major _____ **Urban Studies**

Is expected to see consistent action again as part of one of the deepest positions on the team ... Possesses "outstanding athleticism" and has "really stepped it up as a blocker" since joining the program, according to the coaching staff ... 2004: Appeared in nearly every game and was a part-time starter (three games) at tight end ... Caught two balls for 31 yards, one of which was an 18-yard reception during the Scots' second-round game in the NCAA Div. III Football Championship against Carthage (Nov. 27) ... Played a key role as a blocker, helping the offense set team records for scoring (510 points), first downs (258), rushing yardage (3,188), average rush (5.7), rushing touchdowns (43), total offense (5,248 yards), and average per play (6.3 yards) ... 2003: Saw limited action with the varsity, while gaining experience as a member of the jayvee's ... Prior to Wooster: Received honorable mention on the all-county and all-conference teams at Amherst Steele High School ... Tallied 19 receptions for 278 yards and one touchdown during his career with the Comets ... Also participated in basketball and track ... Personal: Born Aug. 13, 1984 ... Son of Greg and Julie Peltz ... Majoring in urban studies.

CAREER OFFENSIVE STATISTICS

| YEAR | RUSHING | | | | | | | RECEIVING | | | | | |
|--------|---------|-----|-----|-----|----|------|-------|-----------|-----|------|----|------|-------|
| | G | ATT | YDS | AVG | TD | LONG | AVG/G | REC | YDS | AVG | TD | LONG | AVG/G |
| 2003 | 1 | 0 | 0 | 0.0 | 0 | 0 | 0.0 | 0 | 0 | 0.0 | 0 | 0 | 0.0 |
| 2004 | 10 | 0 | 0 | 0.0 | 0 | 0 | 0.0 | 2 | 31 | 15.5 | 0 | 18 | 3.1 |
| TOTALS | 11 | 0 | 0 | 0.0 | 0 | 0 | 0.0 | 2 | 31 | 15.5 | 0 | 18 | 2.8 |

RETURNING LETTERWINNERS





Justin Schafer

Class _____ **Junior**
 Position _____ **Quarterback**
 Height/Weight _____ **6'4"/225**
 Hometown _____ **Bethesda, Ohio**
 High School _____ **Union Local**
 Major _____ **Political Science**

Possesses the talent, intelligence, and leadership skills to be one of the top signal callers in conference history, and in the nation, according to the coaching staff ... Has a great command of the offense, having compiled an 18-4 record (.818) as a starter ... If healthy the next two seasons, will challenge numerous school career records, including passing yardage, passing touchdowns, and total offense ... Equally adept at throwing the ball and running with it ... Has a tremendous work ethic ... 2004: Selected to the All-NCAC Second Team after directing the Scots to their first-ever appearance in the NCAA Div. III Championship ... Ranked 50th in Div. III in the pass efficiency rating (131.6) and fourth in that category among the league's regulars ... Passed for 1,877 yards and 17 touchdowns - the fourth- and fifth-highest totals for a single-season in school history ... Was also Wooster's second-leading rusher with 329 net yards and seven touchdowns, giving him 2,206 yards of total offense - the second-most ever by a Scot ... Produced his best outing against rival Wittenberg (Nov. 6), completing 12-of-20 for a career-high 315 yards and three touchdowns and rushing for a career-high 98 yards and two more scores on 13 attempts, all while not committing a turnover ... Had one other 200-yard passing day (250 at Kenyon, Oct. 9) and two additional three-touchdown games (Kenyon and vs. Oberlin, Oct. 23) ... 2003: Became the first freshman quarterback to be named All-NCAC (honorable mention) since former Wooster great Rich Judd did so in 1995 ... Earned the starting position right out of training camp and started all 10 games ... Finished with the fourth-highest pass efficiency rating (117.3) among the conference's starters ... Completed nearly 53 percent of his attempts (109-of-206), while totaling 1,448 yards and 10 touchdowns ... Threw two scoring strikes in each of the first two games, including a 31-yard touchdown pass to Tim Slovensky on his first collegiate snap versus Hope (Sept. 6) ... Also showed excellent scrambling ability, rushing for 126 yards, including a season-high 78 against Hope in the opener, and one touchdown ... Connected on 15-of-28 passes for a season-high 282 yards and a touchdown at Earlham (Oct. 25) ... Prior to Wooster: Special mention on the Div. IV All-Ohio Team as a senior quarterback at Union Local High School ... Also first-team all-conference twice and first-team all-district once during a career with the Jets that saw him compile 3,000-plus passing yards and 34 touchdown passes as well as more than 1,100 yards and 12 touchdowns on the ground ... Was a second-team all-state honoree in basketball during 2002-03, and scored 1,493 career points on the hardwood ... Personal: Born Sept. 26, 1984 ... Son of David and Teresa Schafer ... Majoring in political science.

CAREER OFFENSIVE STATISTICS

| YEAR | RUSHING | | | | | | | PASSING | | | | | | | | |
|--------|---------|-----|-----|-----|----|------|-------|---------|-----|------|------|-------|----|-----|------|--------|
| | G | ATT | YDS | AVG | TD | LONG | AVG/G | CMP | ATT | PCT | YDS | YDS/G | TD | INT | LONG | RATING |
| 2003 | 10 | 80 | 126 | 1.6 | 1 | 27 | 12.6 | 109 | 206 | .529 | 1448 | 144.8 | 10 | 11 | 50 | 117.30 |
| 2004 | 12 | 87 | 329 | 3.8 | 7 | 63 | 27.4 | 122 | 240 | .508 | 1877 | 156.4 | 17 | 10 | 71 | 131.57 |
| TOTALS | 22 | 167 | 455 | 2.7 | 8 | 63 | 20.7 | 231 | 446 | .518 | 3325 | 151.1 | 27 | 21 | 71 | 124.98 |



RETURNING LETTERWINNERS



Ben Schrock

Class _____ Sophomore
 Position _____ Tight End
 Height/Weight _____ 6'2"/235
 Hometown _____ Wadsworth, Ohio
 High School _____ Wadsworth
 Major _____ Undeclared

Is a "rising star," according to the coaching staff ... Possesses outstanding skills as both a blocker and receiver ... Hard worker in the weight room ... 2004: Galbreath Memorial Award recipient, which is given annually to the team's outstanding first-year offensive player ... Played in 10 games at tight end and was a member of the special teams ... Caught five balls for 25 yards, including three receptions (eight yards) during the Scots' opening-round victory in the NCAA Div. III Football Championship against Aurora (Nov. 20) ... One of just four freshmen on the squad to earn a varsity letter ... Prior to Wooster: Totaled 20 career receptions and two touchdowns as a tight end at Wadsworth High School, while also playing free safety ... Helped the Grizzlies to a 10-3 record and regional runner-up finish as a senior, while they were 7-4 in 2002 ... Lettered in basketball and track as well ... Personal: Born April 20, 1986 ... Son of Dennis and Shannon Schrock ... Has not declared a major.

CAREER OFFENSIVE STATISTICS

| YEAR | RUSHING | | | | | | RECEIVING | | | | | | |
|--------|---------|-----|-----|-----|----|------|-----------|-----|-----|-----|----|------|-------|
| | G | ATT | YDS | AVG | TD | LONG | AVG/G | REC | YDS | AVG | TD | LONG | AVG/G |
| 2004 | 10 | 0 | 0 | 0.0 | 0 | 0 | 0.0 | 5 | 25 | 5.0 | 0 | 13 | 2.5 |
| TOTALS | 10 | 0 | 0 | 0.0 | 0 | 0 | 0.0 | 5 | 25 | 5.0 | 0 | 13 | 2.5 |

Did You Know?

Former CNN SportsTonight host Vince Cellini starred for the Scots at tight end in the late 1970s. In fact, the Cleveland native's 10 receiving touchdowns rank him fifth for a career in that category at Wooster. Currently, Cellini broadcasts for The Golf Channel.



Andre Smith

Class _____ Junior
 Position _____ Linebacker
 Height/Weight _____ 6'0"/210
 Hometown _____ Hendersonville, Tenn.
 High School _____ Beech
 Major _____ Political Science

Will assume a major leadership role on the defense, as the only returning starter at linebacker ... Possesses great speed and strength, and will man one of the outside positions again ... Has the potential to become "an all-region and All-American player," according to the coaching staff ... 2004: Lauded with second-team all-conference honors after starting all 12 games at weak-side linebacker and totaling 61 tackles, including 37 solos ... Posted a season-high nine stops against Case (Sept. 25) ... Performed exceptionally well during the NCAA Div. III Football Championship, combining for 13 tackles and two of his 5.0 tackles-for-loss on the season against Aurora (Nov. 20) and Carthage (Nov. 27) ... 2003: Earned a starting outside linebacker position right out of training camp and started all nine games in which he played (missed one due to injury) ... Was fifth on the team in tackles (69) and ranked 13th in the conference with an average of 7.1 per game ... Exploded for 12 tackles, including two sacks for 23 yards, and added a quarterback hurry to help lead Wooster to its biggest win of the season (23-7 over Wabash, Nov. 1) ... Also had double-digit tackles two other times, including 10 in the season-finale at rival Wittenberg (Nov. 15) ... Recorded both forced fumbles in the Denison game (Nov. 8) and tallied three of his six quarterback hurries at Case (Sept. 27) ... Prior to Wooster: Picked up all-county accolades twice at Beech High School ... Combined for 252 tackles, including 149 as a senior, and five forced fumbles his last two seasons as a linebacker with the Buccaneers ... Also played running back ... Has won weightlifting championships in the Tennessee area ... Personal: Born June 9, 1984 ... Is the son of Michael Roby and Shirley Smith ... Majoring in political science.

CAREER DEFENSIVE STATISTICS

| YEAR | G | SOLO | ASST | TACKLES | TFL-YDS | SACK-YDS | QBH | INT-YDS | PD | FR-YDS | FF |
|--------|----|------|------|---------|---------|----------|-----|---------|----|--------|----|
| 2003 | 9 | 35 | 34 | 69 | 6.0-47 | 2.5-29 | 6 | 0-0 | 5 | 0-0 | 2 |
| 2004 | 12 | 37 | 24 | 61 | 5.0-15 | 1.0-9 | 3 | 0-0 | 0 | 0-0 | 0 |
| TOTALS | 21 | 72 | 58 | 130 | 11.0-62 | 3.5-38 | 9 | 0-0 | 5 | 0-0 | 2 |



RETURNING LETTERWINNERS



Kevin Spragg

Class _____ **Junior**
Position _____ **Offensive Lineman**
Height/Weight _____ **6'3"/305**
Hometown _____ **Collins, Ohio**
High School _____ **Western Reserve**
Major _____ **Biology**

Returning starter at right tackle, but may make the transition to one of the guard slots ... Has been working hard on improving his technique and footwork to complement his size ... Brother of Jon Spragg, who started 30-plus games in his career with the Scots and was a 2002 All-American (left tackle) ... 2004: Won back his starting position at right tackle and stayed there for all 12 games ... Played an important role on an offensive line that paved the way for team records for scoring (510 points), first downs (258), rushing yardage (3,188), average rush (5.7), rushing touchdowns (43), total offense (5,248), and average per play (6.3 yards) ... 2003: Worked his way into a starting role at right tackle midway through the season and then started twice before appendicitis caused him to miss the final four games ... Part of a unit that helped the offense set then-four team records and ranked No. 2 in the NCAC at a rate of 421.0 yards per outing ... Prior to Wooster: Selected the Firelands Conference Lineman of the Year as a senior after helping Western Reserve High School to an 8-2 record ... Twice tabbed with first-team all-league honors with the Roughriders ... Personal: Born Aug. 14, 1984 ... Son of Dennis and Cherie Spragg ... Majoring in biology.



Shaun Swearingen

Class _____ **Junior**
Position _____ **Wide Receiver**
Height/Weight _____ **5'10"/180**
Hometown _____ **Hilliard, Ohio**
High School _____ **Bishop Watterson**
Major _____ **Communication Studies**

Will vie for a starting receiver position after serving as the No. 3 wideout last fall ... May be used as a return specialist, too ... Coming off a 2005 baseball season, in which he received honorable mention on the All-NCAC Team as the starting centerfielder and a .359 hitter (55-for-153) for the Scots, who finished in third-place at the NCAA Div. III National Championship Series ... 2004: Played in all 12 games, lining up in three- and four-receiver sets ... Caught 15 balls for 228 yards and two touchdowns, highlighted by a three-reception, 49-yard, one-touchdown game against Oberlin (Oct. 23) ... Made a reception in each of the Scots' Div. III postseason games, as well as a career-long 53-yarder against rival Wittenberg (Nov. 6) ... Saw limited action as a returner, too ... 2003: Worked his way into the lineup at receiver by the third game and appeared in the final eight ... Finished with one reception for 12 yards, which was a touchdown catch against Denison (Nov. 8) ... Also factored in the return game, running back four punts for eight yards and two kickoffs for 37 yards ... Prior to Wooster: Closed his high school career in style, garnering MVP honors in the state championship game (Div. III) after scoring two touchdowns and intercepting a pass to lead Bishop Watterson to the title ... Had 36 receptions for 576 yards as a senior ... Earned all-district honors once in football and twice in baseball ... Combined for five letters in football and baseball with the Eagles ... Personal: Born Dec. 31, 1984 ... Son of Les and Chris Swearingen ... Majoring in communication studies.

CAREER OFFENSIVE STATISTICS

| YEAR | RUSHING | | | | | | RECEIVING | | | | | |
|--------|---------|-----|-----|-----|----|------|-----------|-----|------|----|------|-------|
| | G | ATT | YDS | AVG | TD | LONG | REC | YDS | AVG | TD | LONG | AVG/G |
| 2003 | 8 | 0 | 0 | 0.0 | 0 | 0 | 0 | 12 | 12.0 | 1 | 12 | 1.5 |
| 2004 | 12 | 0 | 0 | 0.0 | 0 | 0 | 15 | 228 | 15.2 | 2 | 53 | 19.0 |
| TOTALS | 20 | 0 | 0 | 0.0 | 0 | 0 | 16 | 240 | 15.0 | 3 | 65 | 12.0 |



Matt Tootle

Class _____ **Junior**
Position _____ **Wide Receiver**
Height/Weight _____ **5'10"/180**
Hometown _____ **Circleville, Ohio**
High School _____ **Circleville**
Major _____ **Philosophy**

Will compete for a starting position after getting in multiple receiver-sets last year ... Can be a playmaker and is a very hard worker ... 2004: Was one of the team's back-up wideouts, regularly seeing action in four-receiver sets ... Finished as the Scots' fourth-leading receiver with eight catches for 120 yards ... Recorded first career touchdown on a 36-yard grab against Case (Sept. 25) ... Had a pair of three-reception games, coming against Case for a career-high 62 yards and at Hiram (Oct. 30) ... 2003: Was a member of the jayvee team ... Prior to Wooster: Tabbed with first-team all-district and all-league honors as a senior at Circleville High School ... Also received honorable mention on the all-state team that season after tallying 19 receptions for 414 yards and three touchdowns ... Totaled eight varsity letters - three in football, one in basketball, and four in track for the Tigers, and served as the school's president of the National Honor Society ... Personal: Born Feb. 5, 1985 ... Son of Thomas and Barbara Tootle ... Majoring in philosophy.

CAREER OFFENSIVE STATISTICS

| YEAR | RUSHING | | | | | | RECEIVING | | | | | |
|--------|---------------------|-----|-----|-----|----|------|-----------|-----|------|----|------|-------|
| | G | ATT | YDS | AVG | TD | LONG | REC | YDS | AVG | TD | LONG | AVG/G |
| 2003 | - Did not compete - | | | | | | | | | | | |
| 2004 | 10 | 0 | 0 | 0.0 | 0 | 0 | 8 | 120 | 15.0 | 1 | 36 | 12.0 |
| TOTALS | 10 | 0 | 0 | 0.0 | 0 | 0 | 8 | 120 | 15.0 | 1 | 36 | 12.0 |



Phil Vitalbo

Class _____ **Junior**
Position _____ **Linebacker**
Height/Weight _____ **5'11"/215**
Hometown _____ **Monongahela, Pa.**
High School _____ **Seton-LaSalle**
Major _____ **Mathematics**

Is the heir apparent at the middle linebacker position after backing up four-year starter Tim Cline in 2003 and 2004 ... A physical player and very talented, according to the coaches ... 2004: Started the first two games at middle linebacker in place of the injured Cline, who ended up earning all-region recognition for the third time in his career, and saw action during the rest of the regular season at that position and/or on special teams ... Totaled 14 tackles, including nine solos and a season-high six at Grove City (Sept. 18) ... 2003: Missed first three games because of injury, but came back to play a significant role as a backup middle linebacker and special teams player ... Registered nine tackles, including a season-high five against Denison (Nov. 8) ... Prior to Wooster: Collected all-conference and All-Pennsylvania Football News honors as a senior linebacker at Seton-LaSalle High School ... Totaled 100 tackles, including 11 for loss, during 2002 when the Rebels won the WPIAL championship ... Personal: Born on March 26, 1985 ... Is the son of Michael and Martina Vitalbo ... Majoring in mathematics.

CAREER DEFENSIVE STATISTICS

| YEAR | G | SOLO | ASST | TACKLES | TFL-YDS | SACK-YDS | QBH | INT-YDS | PD | FR-YDS | FF |
|--------|----|------|------|---------|---------|----------|-----|---------|----|--------|----|
| 2003 | 7 | 7 | 2 | 9 | 0-0 | 0-0 | 0 | 0-0 | 0 | 0-0 | 0 |
| 2004 | 10 | 9 | 5 | 14 | 0-0 | 0-0 | 0 | 0-0 | 0 | 0-0 | 0 |
| TOTALS | 17 | 16 | 7 | 23 | 0-0 | 0-0 | 0 | 0-0 | 0 | 0-0 | 0 |

RETURNING LETTERWINNERS



Mike Vyrostek

Class _____ **Junior**
Position _____ **Tight End**
Height/Weight _____ **6'5"/240**
Hometown _____ **Columbia Station, Ohio**
High School _____ **Columbia**
Major _____ **History**

Returning all-conference honoree ... Fully recovered from off-season knee surgery, in which his ACL was replaced with that of Mike Craig's, the late father of teammate Chris Craig ... Is "as tough as they come and a hard worker," according to the coaching staff, to go with his impressive size ... 2004: Received honorable mention on the All-NCAC Team, despite playing the majority of the season with a torn ACL ... Caught six balls for 67 yards, highlighted by a 26-yard touchdown reception which gave the Scots a 17-6 lead early in the fourth quarter of the conference-championship clinching victory at Ohio Wesleyan (Nov. 13) ... Also blocked for an offense that set team records for scoring (510 points), first downs (258), rushing yardage (3,188), average rush (5.7), rushing touchdowns (43), total offense (5,248 yards), and average per play (6.3 yards) ... 2003: Was a member of the jayvee team ... Prior to Wooster: Picked up first-team honors in the MAC-8 Conference and Northeast Lakes District as a tight end at Columbia High School ... Collected 25 receptions for 331 yards and six touchdowns during his career with the Raiders, while also registering 102 tackles and 6.5 sacks on defense ... Personal: Born on Dec. 1, 1984 ... Son of Bob and Sue Vyrostek ... Majoring in history with a minor in education.

CAREER OFFENSIVE STATISTICS

| YEAR | RUSHING | | | | | | | RECEIVING | | | | | | |
|--------|---------------------|-----|-----|-----|----|------|-------|-----------|-----|------|----|------|-------|--|
| | G | ATT | YDS | AVG | TD | LONG | AVG/G | REC | YDS | AVG | TD | LONG | AVG/G | |
| 2003 | - Did not compete - | | | | | | | | | | | | | |
| 2004 | 12 | 0 | 0 | 0.0 | 0 | 0 | 0.0 | 6 | 67 | 11.2 | 1 | 26 | 5.6 | |
| TOTALS | 12 | 0 | 0 | 0.0 | 0 | 0 | 0.0 | 6 | 67 | 11.2 | 1 | 26 | 5.6 | |



Evan Watson

Class _____ **Junior**
Position _____ **Defensive End**
Height/Weight _____ **6'3"/220**
Hometown _____ **Crawfordsville, Ind.**
High School _____ **Crawfordsville**
Major _____ **Philosophy**

Along with Andy Mizak, forms one of the top defensive end combinations in the region ... Possesses great athleticism and toughness, according to the coaching staff ... Is a relentless pass rusher who is also strong against the run ... 2004: Received honorable mention on the all-conference team ... Overcame an early-season injury and totaled 34 tackles, including 18 solos ... Produced 9.0 tackles for losses (17 yards), including 3.0 sacks (17 yards), and one quarterback hurry ... Recovered two fumbles, one of which he brought back 16 yards for a touchdown against Oberlin (Oct. 23) ... Had a season-high eight tackles, including 4.0 for losses, against Allegheny (Oct. 2), and combined for seven tackles during the Scots' NCAA postseason games ... 2003: Played a significant role as a backup outside linebacker and was one of the leaders of the special teams coverage units ... Finished with 21 total tackles, mostly on special teams ... Collected a season-high five stops at both Bethany (Sept. 20) and Case (Sept. 27) ... Prior to Wooster: Voted on to the All-Sagamore Athletic Conference First Team as both a junior and senior at Crawfordsville High School ... Recorded 288 career tackles with the Athenians, including 120 as a senior, and rushed for over 700 yards as a running back ... Also lettered in basketball and baseball ... Personal: Born May 30, 1985 ... Is the son of Dwight and Jamie Watson ... Majoring in philosophy.

CAREER DEFENSIVE STATISTICS

| YEAR | G | SOLO | ASST | TACKLES | TFL-YDS | SACK-YDS | QBH | INT-YDS | PD | FR-YDS | FF |
|--------|----|------|------|---------|---------|----------|-----|---------|----|--------|----|
| 2003 | 9 | 9 | 12 | 21 | 0.0-0 | 0.0-0 | 0 | 0-0 | 0 | 0-0 | 0 |
| 2004 | 11 | 18 | 16 | 34 | 9.0-17 | 3.0-7 | 1 | 0-0 | 0 | 2-16 | 0 |
| TOTALS | 20 | 27 | 28 | 55 | 9.0-17 | 3.0-7 | 1 | 0-0 | 0 | 2-16 | 0 |



OPPONENT INFORMATION

**GAME
1**

Muskingum – Sept. 3, 7:00 p.m., at New Concord, Ohio

General Information

Name -----Muskingum College
 Location -----New Concord, Ohio 43762
 Enrollment -----1,600
 Affiliation -----NCAA Division III
 Conference -----Ohio Athletic Conference
 Nickname -----Fighting Muskies
 Colors -----Black and Magenta
 Stadium (Capacity; Surface) --McConagha Stadium (5,000; ProGrass Turf)
 President -----Dr. Anne C. Steele
 Athletic Director -----Larry Shank
 Athletic Department Phone -----(740) 826-8320

Coaching Information

Head Coach (Alma Mater) -----Jeff Heacock (Muskingum '76)
 Record at Muskingum -----105-128-4 (24 Years)
 Career Record -----105-128-4 (24 Years)
 Office Phone -----(740) 826-8325
 Best Time To Contact Coach -----Contact SID
 Assistant Coaches ---Al Seagraves (OC), Matt Andreas (WR), Brad Barclay (DB),
 Andrew Bentley (DL), Clint Fox (TE), Jim Kaser (OL), Richard Marmie (OLB),
 Matthew Nardo (Def.), Joe Kasper (LB), Ed Webb (RB), Philip Whitker (DB)

Team Information

2004 Overall Record -----1-9
 2004 OAC Record/Finish -----1-8/9th of 10
 Basic Offense -----Pro
 Basic Defense -----3-4
 Letterwinners Returning -----28 (breakdown not available)
 Letterwinners Lost -----22 (breakdown not available)
 Starters Returning -----15 (Offense 7, Defense 6, Specialty 2)
 Starters Lost -----9 (Offense 4, Defense 5, Specialty 0)

2005 Schedule

| | | |
|----------|------------------|------|
| Sept. 3 | WOOSTER | 7:00 |
| Sept. 17 | at Wilmington* | 1:30 |
| Sept. 24 | OHIO NORTHERN* | 1:30 |
| Oct. 1 | BALDWIN-WALLACE* | 1:30 |
| Oct. 8 | at John Carroll* | 1:30 |
| Oct. 15 | CAPITAL* | 1:30 |
| Oct. 22 | at Marietta* | 1:30 |
| Oct. 29 | at Heidelberg* | 1:30 |
| Nov. 5 | MT. UNION* | 1:30 |
| Nov. 12 | OTTERBEIN* | 1:30 |

* indicates conference games

2004 Results

| | | |
|----------|---------------------|----------|
| Sept. 4 | at Wooster | L, 6-27 |
| Sept. 18 | WILMINGTON* | L, 5-17 |
| Sept. 25 | at Ohio Northern* | L, 11-31 |
| Oct. 2 | at Baldwin-Wallace* | L, 7-14 |
| Oct. 9 | JOHN CARROLL* | L, 7-14 |
| Oct. 16 | at Capital* | L, 21-47 |
| Oct. 23 | MARIETTA* | L, 7-12 |
| Oct. 30 | HEIDELBERG* | W, 21-12 |
| Nov. 6 | at Mt. Union* | L, 7-34 |
| Nov. 13 | at Otterbein* | L, 7-31 |

Sports Information

Sports Information Director -----Tom Caudill
 Office Phone -----(740) 826-8022
 Home Phone -----N/A
 Office Fax -----(740) 826-8026
 Press Box Phone -----N/A
 e-mail -----tcaudill@muskingum.edu
 Web site -----http://www.muskingum.edu/home/athletics/



Head Coach Jeff Heacock

Series Information

Series Record -----Muskingum leads 29-14-5
 Current Streak -----Wooster won last meeting
 Record at Wooster -----Muskingum leads 13-7-1*
 Record at Muskingum -----Muskingum leads 14-4-2*
 Biggest Wooster Win (Score; Date) -----47 points (47-0; 1916)
 Biggest Muskingum Win (Score; Date) -----42 points (49-7; Oct. 21, 1950)

Game-By-Game Results

| | | | |
|------|-----------------------------|------|------------------------------|
| 2004 | ---WOOSTER 27, Muskingum 6 | 1952 | ---MUSKINGUM 26, Wooster 13 |
| 1983 | ---MUSKINGUM 26, Wooster 22 | 1951 | ---Muskingum 31, WOOSTER 8 |
| 1982 | ---WOOSTER 20, Muskingum 10 | 1950 | ---MUSKINGUM 49, Wooster 7 |
| 1981 | ---WOOSTER 21, Muskingum 7 | 1949 | ---Muskingum 40, WOOSTER 7 |
| 1980 | ---Wooster 31, MUSKINGUM 21 | 1948 | ---MUSKINGUM 7, Wooster 7 |
| 1979 | ---Wooster 30, MUSKINGUM 6 | 1947 | ---WOOSTER 16, Muskingum 13 |
| 1978 | ---WOOSTER 21, Muskingum 10 | 1946 | ---MUSKINGUM 12, Wooster 12 |
| 1977 | ---Muskingum 28, WOOSTER 18 | 1942 | ---WOOSTER 27, Muskingum 6 |
| 1976 | ---MUSKINGUM 24, Wooster 0 | 1941 | ---Wooster 20, MUSKINGUM 12 |
| 1975 | ---Muskingum 27, WOOSTER 14 | 1940 | ---WOOSTER 14, Muskingum 3 |
| 1974 | ---Muskingum 21, WOOSTER 3 | 1939 | ---MUSKINGUM 20, Wooster 7 |
| 1966 | ---MUSKINGUM 32, Wooster 0 | 1938 | ---WOOSTER 0, Muskingum 0 |
| 1965 | ---Muskingum 3, WOOSTER 0 | 1937 | ---Wooster 13, MUSKINGUM 6 |
| 1964 | ---MUSKINGUM 25, Wooster 0 | 1936 | ---Muskingum 7, WOOSTER 6 |
| 1963 | ---Muskingum 28, WOOSTER 0 | 1935 | ---MUSKINGUM 14, Wooster 0 |
| 1962 | ---MUSKINGUM 28, Wooster 0 | 1934 | ---Wooster 22, Muskingum 14* |
| 1961 | ---Muskingum 6, WOOSTER 0 | 1933 | ---Muskingum 9, Wooster 6* |
| 1960 | ---MUSKINGUM 35, Wooster 6 | 1932 | ---Muskingum 0, Wooster 0* |
| 1959 | ---Muskingum 22, WOOSTER 8 | 1931 | ---Muskingum 19, Wooster 0* |
| 1958 | ---MUSKINGUM 34, Wooster 0 | 1930 | ---Muskingum 6, Wooster 6* |
| 1957 | ---Muskingum 16, WOOSTER 0 | 1929 | ---MUSKINGUM 21, Wooster 19 |
| 1956 | ---MUSKINGUM 28, Wooster 13 | 1922 | ---Wooster 43, Muskingum 0* |
| 1955 | ---Muskingum 35, WOOSTER 14 | 1916 | ---Wooster 47, Muskingum 0* |
| 1954 | ---MUSKINGUM 41, Wooster 7 | | |
| 1953 | ---Muskingum 14, WOOSTER 7 | | |

CAPS indicates home team

* indicates 7 games in which site is not available

OPPONENT INFORMATION

GAME
2

MacMurray – Sept. 10, 1:00 p.m., at Wooster, Ohio

General Information

Name -----MacMurray College
 Location -----Jacksonville, Ill. 62650
 Enrollment -----656
 Affiliation -----NCAA Division III
 Conference -----Illini-Badger Conference
 Nickname -----Highlanders
 Colors -----Scarlet and Navy
 Stadium (Capacity; Surface) -----Freesen Field (3,000; Natural Grass)
 President -----Dr. Lawrence Bryan
 Athletic Director -----Kevin Haslam
 Athletic Department Phone -----(217) 479-7143

Coaching Information

Head Coach (Alma Mater) -----Brandon McCray (Lakeland '97)
 Record at MacMurray -----12-8 (2 Years)
 Career Record -----12-8 (2 Years)
 Office Phone -----(217) 479-7148
 Best Time To Contact Coach -----Contact SID
 Assistant Coaches -----Tesfa Smith (DC/LB),
 Tracey Ambrose (DL), Jeremiah Byers (OL),
 Jim Cimarossa (QB), Kevin Krausz (WR/RB), Nick Postma (DB)

Team Information

2004 Overall Record -----7-3
 2004 I-BC Record/Finish -----4-3/4th of 8
 Basic Offense -----Pro-I
 Basic Defense -----4-3
 Letterwinners Returning -----23 (Offense 11, Defense 10, Specialty 2)
 Letterwinners Lost -----10 (Offense 5, Defense 5, Specialty 0)
 Starters Returning -----16 (Offense 8, Defense 6, Specialty 2)
 Starters Lost -----8 (Offense 3, Defense 5, Specialty 0)

2005 Schedule

Sept. 10 at Wooster 1:00
 Sept. 17 at Tri-State 1:00
 Sept. 24 CONCORDIA (WIS.)* 1:00
 Oct. 1 at Concordia (Ill.)* 1:00
 Oct. 8 at Lakeland* 1:00
 Oct. 15 GREENVILLE* 1:00
 Oct. 22 at Benedictine* 1:00
 Oct. 29 EUREKA* 1:00
 Nov. 5 at Aurora* 1:00
 Nov. 12 BLACKBURN 1:00

* indicates conference games

2004 Results

Sept. 4 at North Park W, 42-16
 Sept. 11 THOMAS MORE W, 35-20
 Sept. 25 at Concordia (Wis.)* L, 24-28
 Oct. 2 CONCORDIA (ILL.)*W, 30-15
 Oct. 9 LAKELAND* L, 13-54
 Oct. 16 at Greenville* W, 35-7
 Oct. 23 BENEDICTINE* W, 51-7
 Oct. 30 at Eureka* W, 35-28
 Nov. 6 AURORA* L, 10-42
 Nov. 13 at Blackburn W, 54-20

Sports Information

Sports Information Director -----Shelley Whitaker
 Office Phone -----(217) 479-7150
 Home Phone -----N/A
 Office Fax -----(217) 479-7147
 Press Box Phone -----N/A
 e-mail -----N/A
 Web site -----http://www.mac.edu/athletics_new/athl_index.html

MacMurray
COLLEGE



Head Coach Brandon McCray

Series Information

Series Record -----First meeting
 Current Streak -----N/A
 Record at Wooster -----N/A
 Record at MacMurray -----N/A
 Biggest Wooster Win (Score; Date) -----N/A
 Biggest MacMurray Win (Score; Date) -----N/A

OPPONENT INFORMATION

GAME
3

Case – Sept. 24, 1:00 p.m., at Cleveland, Ohio

General Information

Name ----- Case Western Reserve University
 Location ----- Cleveland, Ohio 44106
 Enrollment ----- 3,737
 Affiliation ----- NCAA Division III
 Conference ----- University Athletic Association
 Nickname ----- Spartans
 Colors ----- Royal Blue, Gray, and White
 Stadium (Capacity; Surface) --- Case Western Reserve University Stadium
 (2,400; Synthetic Field Turf)
 President ----- Edward M. Hundert
 Athletic Director (interim) ----- Dave Diles
 Athletic Department Phone ----- (216) 368-2420

Coaching Information

Head Coach (Alma Mater) ----- Greg Debeljak (John Carroll '88)
 Record at Case Western Reserve ----- 5-5 (1 Year)
 Career Record ----- 5-5 (1 Year)
 Office Phone ----- (216) 368-2864
 Best Time To Contact Coach ----- Contact SID
 Assistant Coaches --- Bill Fishleigh, Mickey Iliano, Rick Iouse, Marcus Macalla,
 Mike Meyer, Jim Michaels, Greg Nackley, Dereck Slesh, Ben Taylor

Team Information

2004 Overall Record ----- 5-5
 2004 UAA Record/Finish ----- 2-1/2nd of 4
 Basic Offense ----- Multiple
 Basic Defense ----- Multiple
 Letterwinners Returning ----- 35 (breakdown not available)
 Letterwinners Lost ----- 15 (breakdown not available)
 Starters Returning ----- 19 (breakdown not available)
 Starters Lost ----- 3 (breakdown not available)

2005 Schedule

Sept. 3 at Oberlin 1:00
 Sept. 10 DENISON 1:00
 Sept. 17 at Kenyon 1:00
 Sept. 24 WOOSTER 1:00
 Oct. 1 DEFIANCE 6:00
 Oct. 15 WASHINGTON (MO.)* Noon
 Oct. 22 ALFRED 1:00
 Oct. 29 at Carnegie Mellon* 2:00
 Nov. 5 at Chicago* Noon
 Nov. 12 at Washington & Lee 1:00

* indicates conference games

2004 Results

Sept. 4 OBERLIN W, 18-15
 Sept. 11 at Denison L, 21-36
 Sept. 18 KENYON W, 46-24
 Sept. 25 at Wooster L, 7-49
 Oct. 2 at Defiance W, 12-10
 Oct. 9 MARYVILLE (TENN.) L, 0-16
 Oct. 16 at Washington (Mo.)* L, 14-28
 Oct. 23 at Alfred L, 3-35
 Oct. 30 CARNEGIE MELLON* W, 24-14
 Nov. 6 CHICAGO* W, 27-23

Sports Information

Sports Information Director ----- Creg Jantz
 Office Phone ----- (216) 368-6517
 Home Phone ----- (440) 933-9354
 Office Fax ----- (216) 368-2422
 Press Box Phone ----- TBA
 e-mail ----- creg.jantz@case.edu
 Web site ----- http://www.case.edu/athletics/varsity/



Head Coach Greg Debeljak

Series Information

Series Record ----- Wooster leads 11-6-0
 Current Streak ----- Wooster has won last eight meetings
 Record at Wooster ----- Wooster leads 7-1-0
 Record at Case ----- Case leads 5-4-0
 Biggest Wooster Win (Score; Date) ----- 42 points (49-7; Sept. 25, 2004)
 Biggest Case Win (Score; Date) ----- 37 points (37-0; Sept. 21, 1985)

Game-By-Game Results

2004 ----- WOOSTER 49, Case Western Reserve 7
 2003 ----- Wooster 62, CASE WESTERN RESERVE 33
 2002 ----- WOOSTER 27, Case Western Reserve 22
 1999 ----- Wooster 31, CASE WESTERN RESERVE 27
 1998 ----- WOOSTER 42, Case Western Reserve 16
 1997 ----- Wooster 21, CASE WESTERN RESERVE 14
 1996 ----- WOOSTER 21, Case Western Reserve 7
 1995 ----- WOOSTER 14, Case Western Reserve 13
 1994 ----- CASE WESTERN RESERVE 40, Wooster 23
 1991 ----- WOOSTER 23, Case Western Reserve 20
 1990 ----- Wooster 22, CASE WESTERN RESERVE 15
 1989 ----- WOOSTER 35, Case Western Reserve 14
 1988 ----- CASE WESTERN RESERVE 38, Wooster 27
 1987 ----- CASE WESTERN RESERVE 20, Wooster 13
 1986 ----- CASE WESTERN RESERVE 17, Wooster 0
 1985 ----- CASE WESTERN RESERVE 37, Wooster 0
 1984 ----- Case Western Reserve 21, WOOSTER 14

CAPS indicate home team

Did You Know?

Two frequent opponents for Wooster from 1902-45 were Case Institute of Technology and Western Reserve University. Case Tech owned a 26-13-4 advantage over the Scots (1903-45) and Wooster was 9-8-2 all-time (1902-28) versus Western Reserve before the two schools merged into one - Case Western Reserve (est. 1967). Today, the Scots and Spartans annually battle for one of the more peculiar trophies in college sports - the Baird Brothers Trophy - a golden fishing stringer that holds carved bass fish. The brothers were economics professors, Bill at Wooster and Bob at Case, and shared a love for fishing.

OPPONENT INFORMATION

GAME
4

Allegheny – Oct. 1, 1:00 p.m., at Meadville, Pa.

General Information

Name ----- Allegheny College
 Location ----- Meadville, Pa. 16335
 Enrollment ----- 2,000
 Affiliation ----- NCAA Division III
 Conference ----- North Coast Athletic Conference
 Nickname ----- Gators
 Colors ----- Blue and Gold
 Stadium (Capacity; Surface) ----- Robertson Field (3,500; Natural Grass)
 President ----- Dr. Richard Cook
 Athletic Director ----- Larry Lee
 Athletic Department Phone ----- (814) 332-3351

Coaching Information

Head Coach (Alma Mater) ----- Mark Matlak (Allegheny '78)
 Record at Allegheny ----- 17-14 (3 Years)
 Career Record ----- 17-14 (3 Years)
 Office Phone ----- (814) 332-3350
 Best Time To Contact Coach ----- Contact SID
 Assistant Coaches ----- Andy McKenzie (OC), Todd Nestor (DC),
 Jeremy Bandy (OL), Eric Burgess (RB), Travis Gillespie (DL),
 Mike Kashurba (DB), Ross Pennypacker (OLB), David Riede (WR)

Team Information

2004 Overall Record ----- 5-5
 2004 NCAC Record/Finish ----- 4-3/T-4th of 10
 Basic Offense ----- Multiple
 Basic Defense ----- 4-3
 Letterwinners Returning ----- 63 (Offense 30, Defense 30, Specialty 3)
 Letterwinners Lost ----- 15 (Offense 9, Defense 6, Specialty 0)
 Starters Returning ----- 16 (Offense 7, Defense 7, Specialty 2)
 Starters Lost ----- 8 (Offense 4, Defense 4, Specialty 0)

2005 Schedule

Sept. 3 at Baldwin-Wallace 6:30
 Sept. 10 WESTMINSTER (PA.) 1:00
 Sept. 17 at Wash. & Jeff. 6:30
 Oct. 1 WOOSTER* 1:00
 Oct. 8 OHIO WESLEYAN* 1:00
 Oct. 15 at Kenyon* 1:00
 Oct. 22 at Hiram* 1:00
 Oct. 29 WABASH* 1:00
 Nov. 5 at Earlham* 1:00
 Nov. 12 WITTENBERG* 1:00

2004 Results

Sept. 4 BALDWIN-WALLACEL, 14-27
 Sept. 11 at Westminster (Pa.)W, 21-14 (2ot)
 Sept. 18 WASH. & JEFF. L, 7-29
 Oct. 2 at Wooster* L, 13-35
 Oct. 9 at Ohio Wesleyan* L, 14-17
 Oct. 16 KENYON* W, 42-9
 Oct. 23 HIRAM* W, 59-0
 Oct. 30 at Wabash* W, 16-10 (ot)
 Nov. 6 EARLHAM* W, 26-7
 Nov. 13 at Wittenberg* L, 21-42

* indicates conference games

Sports Information

Sports Information Director ----- Brian Rose
 Office Phone ----- (814) 332-5952
 Home Phone ----- (814) 724-4246
 Office Fax ----- (814) 332-2347
 Press Box Phone ----- (814) 332-6754
 e-mail ----- brian.rose@allegheny.edu
 Web site ----- http://www.allegheny.edu/athletics/



Head Coach Mark Matlak

Series Information

Series Record ----- Allegheny leads 17-10-0
 Current Streak ----- Wooster won last meeting
 Record at Wooster ----- Allegheny leads 11-5-0
 Record at Allegheny ----- Allegheny leads 6-5-0
 Biggest Wooster Win (Score; Date) ----- 39 points (52-13; Nov. 1, 1952)
 Biggest Allegheny Win (Score; Date) ----- 55 points (62-7; Oct. 29, 1994)

Game-By-Game Results

2004 ----- WOOSTER 35, Allegheny 13
 2003 ----- Allegheny 26, WOOSTER 20
 2002 ----- Wooster 21, ALLEGHENY 7
 2001 ----- ALLEGHENY 28, Wooster 7
 2000 ----- Allegheny 43, WOOSTER 15
 1999 ----- Wooster 13, ALLEGHENY 10 (ot)
 1998 ----- Allegheny 40, WOOSTER 39 (2ot)
 1997 ----- ALLEGHENY 28, Wooster 27
 1996 ----- Allegheny 13, WOOSTER 3
 1995 ----- Allegheny 57, WOOSTER 12
 1994 ----- ALLEGHENY 62, Wooster 7
 1993 ----- ALLEGHENY 44, Wooster 7
 1992 ----- Allegheny 56, WOOSTER 7
 1991 ----- ALLEGHENY 34, Wooster 6
 1990 ----- Allegheny 38, WOOSTER 14
 1988 ----- Allegheny 24, WOOSTER 10
 1987 ----- Allegheny 6, WOOSTER 3
 1986 ----- Allegheny 16, WOOSTER 7
 1985 ----- Allegheny 24, WOOSTER 21
 1984 ----- ALLEGHENY 30, Wooster 29
 1955 ----- Wooster 41, ALLEGHENY 13
 1954 ----- WOOSTER 31, Allegheny 0
 1953 ----- Wooster 35, ALLEGHENY 7
 1952 ----- WOOSTER 52, Allegheny 13
 1951 ----- Wooster 20, ALLEGHENY 6
 1950 ----- WOOSTER 20, Allegheny 13
 1905 ----- WOOSTER 38, Allegheny 16

CAPS indicates home team

OPPONENT INFORMATION

GAME
5

Kenyon – Oct. 8, 1:00 p.m., at Wooster, Ohio

General Information

Name -----Kenyon College
 Location -----Gambier, Ohio 43022
 Enrollment -----1,590
 Affiliation -----NCAA Division III
 Conference -----North Coast Athletic Conference
 Nickname -----Lords
 Colors -----Purple and White
 Stadium (Capacity; Surface) -----McBride Field (2,000; OmniGrass)
 President -----S. Georgia Nugent
 Athletic Director -----Peter T.C. Smith
 Athletic Department Phone -----(740) 427-5456

Coaching Information

Head Coach (Alma Mater) -----Ted Stanley (Grinnell '93)
 Record at Kenyon -----4-16 (2 Years)
 Career Record -----4-16 (2 Years)
 Office Phone -----(740) 427-5260
 Best Time To Contact Coach -----Mornings
 Assistant Coaches -----Ian Shoemaker (OC), Butch Posey (DC),
 Brian Cain (DL), Mike Ferzoco (WR),
 Dan Foley (OL), Travis Titus (RB/TE), Robert Wolfe (DB)

Team Information

2004 Overall Record -----2-8
 2004 NCAC Record/Finish -----2-5/8th of 10
 Basic Offense -----Spread
 Basic Defense -----4-3
 Letterwinners Returning -----30 (Offense 15, Defense 14, Specialty 1)
 Letterwinners Lost -----11 (Offense 5, Defense 4, Specialty 2)
 Starters Returning -----14 (Offense 8, Defense 8, Specialty 1)
 Starters Lost -----10 (Offense 6, Defense 3, Specialty 1)

2005 Schedule

| | | |
|----------|----------------|------|
| Sept. 10 | CENTRE | 1:00 |
| Sept. 17 | CASE | 1:00 |
| Sept. 24 | at Kalamazoo | 1:00 |
| Oct. 1 | at Oberlin* | 1:00 |
| Oct. 8 | at Wooster* | 1:00 |
| Oct. 15 | ALLEGHENY* | 1:00 |
| Oct. 22 | OHIO WESLEYAN* | 1:00 |
| Oct. 29 | at Earlham* | 1:00 |
| Nov. 5 | at Hiram* | 1:00 |
| Nov. 12 | DENISON* | 1:00 |

* indicates conference games

2004 Results

| | | |
|----------|-------------------|----------|
| Sept. 11 | at Centre | L, 27-54 |
| Sept. 18 | at Case | L, 24-46 |
| Sept. 24 | KALAMAZOO | L, 17-48 |
| Oct. 2 | OBERLIN* | W, 39-30 |
| Oct. 9 | WOOSTER* | L, 21-84 |
| Oct. 16 | at Allegheny* | L, 9-42 |
| Oct. 23 | at Ohio Wesleyan* | L, 24-30 |
| Oct. 30 | EARLHAM* | L, 32-49 |
| Nov. 6 | HIRAM* | W, 20-12 |
| Nov. 13 | at Denison* | L, 22-56 |

Sports Information

Sports Information Director -----Marty Fuller
 Office Phone -----(740) 427-5471
 Home Phone -----(740) 397-7260
 Office Fax -----(740) 427-5401
 Press Box Phone -----(740) 427-5155
 e-mail -----fullerm@kenyon.edu
 Web site -----http://athletics.kenyon.edu/index.xml



Head Coach Ted Stanley

Series Information

Series Record -----Wooster leads 43-21-3
 Current Streak -----Wooster has won last eight meetings
 Record at Wooster -----Wooster leads 20-8-0*
 Record at Kenyon -----Wooster leads 13-7-1*
 Biggest Wooster Win (Score; Date) -----63 points (84-21; Oct. 9, 2004)
 Biggest Kenyon Win (Score; Date) -----23 points (30-7; Oct. 28, 1989)

Game-By-Game Results

| | | | |
|------|---------------------------------|------|-----------------------------|
| 2004 | -----Wooster 84, KENYON 21 | 1963 | -----WOOSTER 22, Kenyon 5 |
| 2001 | -----WOOSTER 51, Kenyon 10 | 1962 | -----KENYON 27, Wooster 6 |
| 2000 | -----Wooster 23, KENYON 0 | 1961 | -----WOOSTER 41, Kenyon 0 |
| 1999 | -----WOOSTER 45, Kenyon 8 | 1960 | -----Wooster 35, KENYON 0 |
| 1998 | -----Wooster 54, KENYON 7 | 1959 | -----WOOSTER 37, Kenyon 12 |
| 1997 | -----WOOSTER 47, Kenyon 3 | 1958 | -----Wooster 33, KENYON 0 |
| 1996 | -----Wooster 42, KENYON 36 (ot) | 1957 | -----WOOSTER 25, Kenyon 7 |
| 1995 | -----Wooster 23, KENYON 14 | 1956 | -----KENYON 13, Wooster 12 |
| 1994 | -----Kenyon 14, WOOSTER 0 | 1955 | -----WOOSTER 27, Kenyon 0 |
| 1993 | -----WOOSTER 27, Kenyon 21 | 1954 | -----Wooster 7, KENYON 0 |
| 1992 | -----Kenyon 35, WOOSTER 29 | 1953 | -----WOOSTER 36, Kenyon 13 |
| 1991 | -----KENYON 23, Wooster 6 | 1952 | -----WOOSTER 35, Kenyon 19 |
| 1990 | -----Kenyon 27, WOOSTER 24 | 1951 | -----WOOSTER 18, Kenyon 13 |
| 1989 | -----KENYON 30, Wooster 7 | 1950 | -----Wooster 13, KENYON 13 |
| 1988 | -----Kenyon 17, WOOSTER 14 | 1949 | -----WOOSTER 40, Kenyon 7 |
| 1987 | -----Wooster 16, KENYON 9 | 1922 | -----Wooster 53, Kenyon 0* |
| 1986 | -----WOOSTER 17, Kenyon 15 | 1921 | -----Kenyon 3, Wooster 0* |
| 1985 | -----KENYON 9, Wooster 0 | 1920 | -----Wooster 21, Kenyon 0* |
| 1984 | -----Kenyon 33, WOOSTER 14 | 1919 | -----Wooster 25, Kenyon 0* |
| 1983 | -----KENYON 16, Wooster 10 | 1918 | -----Wooster 9, Kenyon 0* |
| 1982 | -----Kenyon 16, WOOSTER 8 | 1917 | -----Wooster 0, Kenyon 0* |
| 1979 | -----WOOSTER 3, Kenyon 0 | 1916 | -----Wooster 10, Kenyon 0* |
| 1978 | -----Wooster 28, KENYON 10 | 1915 | -----Wooster 12, Kenyon 7* |
| 1977 | -----WOOSTER 7, Kenyon 6 | 1914 | -----Wooster 13, Kenyon 0* |
| 1976 | -----Wooster 21, KENYON 7 | 1913 | -----Wooster 7, Kenyon 7* |
| 1975 | -----WOOSTER 9, Kenyon 7 | 1912 | -----Kenyon 23, Wooster 7* |
| 1974 | -----Wooster 21, KENYON 14 | 1910 | -----Wooster 21, Kenyon 0* |
| 1973 | -----Kenyon 16, WOOSTER 6 | 1909 | -----Kenyon 5, Wooster 0* |
| 1972 | -----KENYON 16, Wooster 9 | 1908 | -----Kenyon 18, Wooster 5* |
| 1971 | -----WOOSTER 13, Kenyon 12 | 1907 | -----Kenyon 5, Wooster 0* |
| 1970 | -----WOOSTER 10, Kenyon 7 | 1904 | -----Kenyon 23, Wooster 5* |
| 1969 | -----Kenyon 10, WOOSTER 3 | 1903 | -----Wooster 11, Kenyon 10* |
| 1968 | -----Wooster 28, KENYON 16 | 1890 | -----Wooster 30, Kenyon 0* |
| 1967 | -----WOOSTER 52, Kenyon 0 | | |

CAPS indicates home team

* indicates 18 games in which site is not available

OPPONENT INFORMATION

GAME
6

Wabash – Oct. 15, 1:00 p.m., at Wooster, Ohio

General Information

Name -----Wabash College
 Location -----Crawfordsville, Ind. 47933
 Enrollment -----850 (men only)
 Affiliation -----NCAA Division III
 Conference -----North Coast Athletic Conference
 Nickname -----Little Giants
 Colors -----Scarlet and White
 Stadium (Capacity; Surface) -----Hollett Little Giant Stadium
 (5,000; Natural Grass)
 President -----Dr. Andrew T. Ford
 Athletic Director -----Vernon Mummert
 Athletic Department Phone -----(765) 361-6220

Coaching Information

Head Coach (Alma Mater) -----Chris Creighton (Kenyon '91)
 Record at Wabash -----33-10 (4 Years)
 Career Record -----65-17 (8 Years)
 Office Phone -----(765) 361-6300
 Best Time To Contact Coach -----1:30 p.m. to 3:30 p.m.
 Assistant Coaches -----Neal Neathery (DC),
 Steve House (RB), Stu Johnson (WR), Mark Jozwiak (OL),
 Jamie Lemmond (ST/DB), Tom Meeker (LB), Chuck Streetman (DL)

Team Information

2004 Overall Record -----6-4
 2004 NCAC Record/Finish -----4-3/T-4th of 10
 Basic Offense -----Multiple Single Back
 Basic Defense -----Multiple 3-5
 Letterwinners Returning -----43 (Offense 20, Defense 18, Specialty 5)
 Letterwinners Lost -----14 (Offense 6, Defense 6, Specialty 2)
 Starters Returning -----18 (Offense 7, Defense 9, Specialty 2)
 Starters Lost -----5 (Offense 3, Defense 2, Specialty 0)

2005 Schedule

Sept. 10 KALAMAZOO 1:00
 Sept. 17 at Washington (Mo.) 1:00
 Sept. 24 EARLHAM* 2:00
 Oct. 1 at Ohio Wesleyan* 1:00
 Oct. 8 OBERLIN* 1:00
 Oct. 15 at Wooster* 1:00
 Oct. 22 WITTENBERG* 1:00
 Oct. 29 at Allegheny* 1:00
 Nov. 5 DENISON* 1:00
 Nov. 12 at DePauw TBA

* indicates conference games

2004 Results

Sept. 11 at Kalamazoo W, 35-0
 Sept. 18 WASHINGTON (MO.)W, 21-10
 Sept. 25 at Earlham* W, 46-0
 Oct. 2 OHIO WESLEYAN* W, 17-14
 Oct. 9 at Oberlin* W, 44-17
 Oct. 16 WOOSTER* L, 30-33
 Oct. 23 at Wittenberg* L, 35-49
 Oct. 30 ALLEGHENY* L, 10-16 (ot)
 Nov. 6 at Denison* W, 38-7
 Nov. 13 DePAUW L, 7-14

Sports Information

Sports Information Director -----R. Brent Harris
 Office Phone -----(765) 361-6165
 Home Phone -----(765) 362-0322
 Office Fax -----(765) 361-6424
 Press Box Phone -----(765) 361-6268
 e-mail -----harrisb@wabash.edu
 Web site -----http://www.wabash.edu/sports/



Head Coach Chris Creighton

Series Information

Series Record -----Wabash leads 7-2-0
 Current Streak -----Wooster has won last two meetings
 Record at Wooster -----Wabash leads 3-1-0
 Record at Wabash -----Wabash leads 4-1-0
 Biggest Wooster Win (Score; Date) -----16 points (23-7; Nov. 1, 2003)
 Biggest Wabash Win (Score; Date) -----28 points (35-7; Oct. 6, 2001)

Game-By-Game Results

2004 -----Wooster 33, WABASH 30
 2003 -----WOOSTER 23, Wabash 7
 2002 -----WABASH 42, Wooster 22
 2001 -----WABASH 35, Wooster 7
 2000 -----Wabash 20, WOOSTER 15
 1985 -----Wabash 27, WOOSTER 0
 1984 -----WABASH 33, Wooster 9
 1945 -----Wabash 35, WOOSTER 19
 1944 -----WABASH 27, Wooster 0

CAPS indicate home team

OPPONENT INFORMATION

GAME
7

Oberlin – Oct. 22, 1:00 p.m., at Oberlin, Ohio

General Information

Name ----- Oberlin College
 Location ----- Oberlin, Ohio 44074
 Enrollment ----- 2,900
 Affiliation ----- NCAA Division III
 Conference ----- North Coast Athletic Conference
 Nickname ----- Yeomen
 Colors ----- Crimson and Gold
 Stadium (Capacity; Surface) ----- Dill Field (3,500; Natural Grass)
 President ----- Nancy S. Dye
 Athletic Director ----- TBA
 Athletic Department Phone ----- (440) 775-8500

Coaching Information

Head Coach (Alma Mater) ----- Jeff Ramsey (California-Davis '83)
 Record at Oberlin ----- 11-49 (6 Years)
 Career Record ----- 11-49 (6 Years)
 Office Phone ----- (440) 775-8502
 Best Time To Contact Coach ----- Contact SID
 Assistant Coaches ----- Daryl Hayes (DC),
 Alan Estep (OL), Ian Falconer (OL), Joel Houston (DL), Jon Laird (NA)

Team Information

2004 Overall Record ----- 1-9
 2004 NCAC Record/Finish ----- 1-6/9th of 10
 Basic Offense ----- Pro
 Basic Defense ----- 4-3
 Letterwinners Returning ----- 37 (breakdown not available)
 Letterwinners Lost ----- 12 (breakdown not available)
 Starters Returning ----- 16 (breakdown not available)
 Starters Lost ----- 12 (breakdown not available)

2005 Schedule

Sept. 3 CASE 1:00
 Sept. 10 at Macalester 1:00
 Sept. 24 at Rose-Hulman 1:30
 Oct. 1 KENYON* 1:00
 Oct. 8 at Wabash* 1:00
 Oct. 15 EARLHAM* 1:00
 Oct. 22 WOOSTER* 1:00
 Oct. 29 at Denison* 1:00
 Nov. 5 at Ohio Wesleyan* 1:00
 Nov. 12 HIRAM* 1:00

* indicates conference games

2004 Results

Sept. 4 at Case L, 15-18
 Sept. 11 FRANK. & MARSH. L, 21-41
 Sept. 25 ROSE-HULMAN L, 14-40
 Oct. 2 at Kenyon* L, 30-39
 Oct. 9 WABASH* L, 17-44
 Oct. 16 at Earlham* L, 28-38
 Oct. 23 at Wooster* L, 13-59
 Oct. 30 DENISON* L, 14-35
 Nov. 6 OHIO WESLEYAN* L, 14-24
 Nov. 13 HIRAM* W, 48-7

Sports Information

Asst. Athletic Director for External Affairs/Media Relations Joe Karlgaard
 Office Phone ----- (440) 775-8503
 Home Phone ----- (440) 808-1277
 Office Fax ----- (440) 775-5150
 Press Box Phone ----- (440) 775-8006
 e-mail ----- joe.karlgaard@oberlinedu
 Web site ----- http://www.oberlin.edu/athletic/



Head Coach Jeff Ramsey

Series Information

Series Record ----- Wooster leads 60-22-2
 Current Streak ----- Wooster won last meeting
 Record at Wooster ----- Wooster leads 24-5-0*
 Record at Oberlin ----- Wooster leads 28-6-0*
 Biggest Wooster Win (Score; Date) ----- 71 points (71-0; Oct. 9, 1999)
 Biggest Oberlin Win (Score; Date) ----- 56 points (58-2; Nov. 18, 1950)

Game-By-Game Results

| | |
|-----------------------------------|------------------------------------|
| 2004 ----- WOOSTER 59, Oberlin 13 | 1951 ----- WOOSTER 47, Oberlin 14 |
| 2003 ----- OBERLIN 14, Wooster 7 | 1950 ----- OBERLIN 58, Wooster 2 |
| 2002 ----- WOOSTER 49, Oberlin 10 | 1949 ----- WOOSTER 21, Oberlin 20 |
| 2001 ----- WOOSTER 28, Oberlin 0 | 1948 ----- Wooster 19, OBERLIN 13 |
| 2000 ----- Wooster 34, OBERLIN 0 | 1947 ----- WOOSTER 20, Oberlin 7 |
| 1999 ----- Wooster 71, OBERLIN 0 | 1946 ----- OBERLIN 23, Wooster 0 |
| 1998 ----- WOOSTER 55, Oberlin 8 | 1944 ----- WOOSTER 27, Oberlin 20 |
| 1997 ----- Wooster 77, OBERLIN 28 | 1943 ----- Oberlin 46, WOOSTER 0 |
| 1996 ----- WOOSTER 31, Oberlin 13 | 1942 ----- OBERLIN 21, Wooster 7 |
| 1995 ----- Wooster 27, OBERLIN 0 | 1941 ----- WOOSTER 9, Oberlin 6 |
| 1994 ----- WOOSTER 24, Oberlin 0 | 1940 ----- Wooster 14, OBERLIN 0 |
| 1993 ----- WOOSTER 31, Oberlin 3 | 1939 ----- WOOSTER 19, Oberlin 14 |
| 1992 ----- Wooster 45, OBERLIN 14 | 1938 ----- Wooster 14, OBERLIN 12 |
| 1991 ----- WOOSTER 27, Oberlin 12 | 1937 ----- WOOSTER 32, Oberlin 7 |
| 1990 ----- Wooster 40, OBERLIN 14 | 1936 ----- Wooster 26, OBERLIN 0 |
| 1988 ----- Wooster 30, OBERLIN 6 | 1935 ----- WOOSTER 0, Oberlin 0 |
| 1987 ----- Wooster 14, OBERLIN 8 | 1934 ----- Wooster 25, Oberlin 0* |
| 1986 ----- Wooster 8, OBERLIN 3 | 1933 ----- Wooster 6, Oberlin 0* |
| 1985 ----- OBERLIN 19, Wooster 13 | 1932 ----- Wooster 6, Oberlin 0* |
| 1984 ----- Oberlin 15, WOOSTER 14 | 1931 ----- Oberlin 14, Wooster 13* |
| 1981 ----- Wooster 26, OBERLIN 3 | 1930 ----- Wooster 14, Oberlin 12* |
| 1980 ----- WOOSTER 55, Oberlin 0 | 1929 ----- WOOSTER 27, Oberlin 0 |
| 1979 ----- Wooster 41, OBERLIN 0 | 1928 ----- Wooster 0, OBERLIN 0 |
| 1978 ----- WOOSTER 56, Oberlin 0 | 1927 ----- Oberlin 7, Wooster 0* |
| 1970 ----- Wooster 9, OBERLIN 6 | 1926 ----- Oberlin 6, Wooster 0* |
| 1969 ----- Wooster 42, OBERLIN 13 | 1925 ----- Oberlin 13, Wooster 0* |
| 1968 ----- Wooster 23, OBERLIN 21 | 1921 ----- Oberlin 14, Wooster 6* |
| 1967 ----- WOOSTER 56, Oberlin 0 | 1920 ----- Wooster 19, Oberlin 0* |
| 1966 ----- OBERLIN 14, Wooster 13 | 1915 ----- Oberlin 49, Wooster 0* |
| 1965 ----- WOOSTER 36, Oberlin 9 | 1914 ----- Oberlin 22, Wooster 6* |
| 1964 ----- Wooster 20, OBERLIN 0 | 1912 ----- Oberlin 27, Wooster 6* |
| 1963 ----- Oberlin 14, WOOSTER 13 | 1911 ----- Oberlin 20, WOOSTER 0 |
| 1962 ----- Wooster 21, OBERLIN 13 | 1910 ----- Oberlin 20, Wooster 0* |
| 1961 ----- Wooster 22, OBERLIN 7 | 1907 ----- Oberlin 28, Wooster 10* |
| 1960 ----- Wooster 35, OBERLIN 9 | 1906 ----- Wooster 13, Oberlin 0* |
| 1959 ----- WOOSTER 38, Oberlin 14 | 1905 ----- Wooster 10, Oberlin 5* |
| 1958 ----- Wooster 28, OBERLIN 0 | 1904 ----- Oberlin 6, Wooster 0* |
| 1957 ----- WOOSTER 35, Oberlin 6 | 1903 ----- Oberlin 30, Wooster 0* |
| 1956 ----- Wooster 59, Oberlin 0 | |
| 1955 ----- WOOSTER 47, Oberlin 6 | |
| 1954 ----- Wooster 26, OBERLIN 12 | |
| 1953 ----- WOOSTER 34, Oberlin 3 | |
| 1952 ----- Wooster 39, OBERLIN 7 | |

CAPS indicates home team
 * indicates 19 games in which site is not available

OPPONENT INFORMATION

GAME
8

Hiram – Oct. 29, 1:00 p.m., at Wooster, Ohio

General Information

Name ----- Hiram College
 Location ----- Hiram, Ohio 44234
 Enrollment ----- 900
 Affiliation ----- NCAA Division III
 Conference ----- North Coast Athletic Conference
 Nickname ----- Terriers
 Colors ----- Blue and Red
 Stadium (Capacity; Surface) ----- Charles A. Henry Field (2,000; Natural Grass)
 President ----- Thomas V. Chema
 Athletic Director ----- Tom Mulligan
 Athletic Department Phone ----- (330) 569-5340

Coaching Information

Head Coach (Alma Mater) ----- Mike Lazusky (Shippensburg '94)
 Record at Hiram ----- 0-10 (1 Year)
 Career Record ----- 0-10 (1 Year)
 Office Phone ----- (330) 569-5446
 Best Time To Contact Coach ----- Contact SID
 Assistant Coaches ----- Eugene Crosby (OL), Frank Mazzocca (RB),
 Frank Santore (Intern), Larry Rice (DL), Mike Soltis (K/P)

Team Information

2004 Overall Record ----- 0-10
 2004 NCAC Record/Finish ----- 0-7/10th of 10
 Basic Offense ----- N/A
 Basic Defense ----- N/A
 Letterwinners Returning ----- 31 (breakdown not available)
 Letterwinners Lost ----- 12 (breakdown not available)
 Starters Returning ----- 21 (Offense 11, Defense 7, Specialty 3)
 Starters Lost ----- 7 (Offense 2, Defense 5, Specialty 0)

2005 Schedule

Sept. 3 at Carnegie Mellon 1:00
 Sept. 10 BLUFFTON 1:00
 Sept. 17 WESTMINSTER (PA.) 1:00
 Oct. 1 EARLHAM* 1:00
 Oct. 8 at Denison* 1:00
 Oct. 15 at Wittenberg* 1:00
 Oct. 22 ALLEGHENY* 1:00
 Oct. 29 at Wooster* 1:00
 Nov. 5 KENYON* 1:00
 Nov. 12 at Oberlin* 1:00

* indicates conference games

2004 Results

Sept. 4 CARNEGIE MELLON L, 0-44
 Sept. 11 at Bluffton L, 6-24
 Sept. 18 at Westminster (Pa.) L, 22-41
 Oct. 2 at Earlham* L, 0-40
 Oct. 9 DENISON* L, 0-23
 Oct. 16 WITTENBERG* L, 0-74
 Oct. 23 at Allegheny* L, 0-59
 Oct. 30 WOOSTER* L, 0-59
 Nov. 6 at Kenyon* L, 12-20
 Nov. 13 OBERLIN* L, 7-48

Sports Information

Sports Information Director ----- Candy Rice
 Office Phone ----- (330) 569-5487
 Home Phone ----- (330) 993-0124
 Office Fax ----- (330) 569-5392
 Press Box Phone ----- N/A
 e-mail ----- riceck@hiram.edu
 Web site ----- http://www.hiram.edu/athletics/



Head Coach Mike Lazusky

Series Information

Series Record ----- Wooster leads 29-4-0
 Current Streak ----- Wooster has won last three meetings
 Record at Wooster ----- Wooster leads 11-1-0*
 Record at Hiram ----- Wooster leads 12-2-0*
 Biggest Wooster Win (Score; Date) ----- 95 points (95-0; Nov. 3, 1906)
 Biggest Hiram Win (Score; Date) ----- 16 points (30-14; Oct. 4, 1975)

Game-By-Game Results

2004 ----- Wooster 59, HIRAM 0
 2001 ----- WOOSTER 28, Hiram 10
 2000 ----- Wooster 33, HIRAM 14
 1989 ----- HIRAM 20, Wooster 15
 1988 ----- Hiram 10, WOOSTER 6
 1977 ----- Wooster 40, HIRAM 3
 1976 ----- WOOSTER 9, Hiram 6
 1975 ----- HIRAM 30, Wooster 14
 1974 ----- WOOSTER 16, Hiram 7
 1971 ----- Wooster 17, HIRAM 10
 1970 ----- WOOSTER 21, Hiram 7
 1969 ----- WOOSTER 28, Hiram 6
 1968 ----- Wooster 40, HIRAM 17
 1967 ----- Wooster 33, HIRAM 11
 1966 ----- WOOSTER 56, Hiram 22
 1965 ----- Wooster 47, HIRAM 12
 1964 ----- WOOSTER 14, Hiram 7
 1955 ----- Wooster 35, HIRAM 12
 1954 ----- WOOSTER 55, Hiram 12
 1953 ----- Wooster 54, HIRAM 7
 1952 ----- WOOSTER 28, Hiram 14
 1951 ----- Wooster 13, HIRAM 9
 1948 ----- WOOSTER 26, Hiram 7
 1935 ----- Wooster 41, HIRAM 0
 1934 ----- Wooster 45, Hiram 0*
 1933 ----- Wooster 26, Hiram 6*
 1929 ----- Wooster 33, HIRAM 0
 1928 ----- WOOSTER 26, Hiram 0
 1921 ----- Wooster 14, Hiram 0*
 1920 ----- Wooster 20, Hiram 0*
 1919 ----- Wooster 47, Hiram 0*
 1911 ----- Hiram 6, Wooster 0*
 1906 ----- Wooster 95, Hiram 0*

CAPS indicate home team

* indicates 7 games in which site is not available

OPPONENT INFORMATION

GAME
9

Wittenberg – Nov. 5, 1:00 p.m., at Springfield, Ohio

General Information

Name _____ Wittenberg University
 Location _____ Springfield, Ohio 45501
 Enrollment _____ 2,100
 Affiliation _____ NCAA Division III
 Conference _____ North Coast Athletic Conference
 Nickname _____ Tigers
 Colors _____ Red and White
 Stadium (Capacity; Surface) _____ Edwards-Maurer Field (3,000; Synthetic Turf)
 President _____ Mark H. Erickson
 Athletic Director _____ Garnett Purnell
 Athletic Department Phone _____ (937) 327-6450

Coaching Information

Head Coach (Alma Mater) _____ Joe Fincham (Ohio '88)
 Record at Wittenberg _____ 88-14-0 (9 Years)
 Career Record _____ 88-14-0 (9 Years)
 Office Phone _____ (937) 327-6498
 Best Time To Contact Coach _____ Contact SID
 Assistant Coaches _____ Al Logan (OC), Kelly Cummings (DC),
 Mark Ewald (WR), Matt Gallatin (K/P), Brad Kassner (DL),
 Matt Leisure (OL), Rob Linkhart (RB), Andy Waddle (DB)

Team Information

2004 Overall Record _____ 7-3
 2004 NCAC Record/Finish _____ 5-2/T-2nd of 10
 Basic Offense _____ Multiple I
 Basic Defense _____ Multiple 4-3
 Letterwinners Returning _____ 52 (Offense 27, Defense 23, Specialty 3)
 Letterwinners Lost _____ 14 (Offense 7, Defense 7, Specialty 0)
 Starters Returning _____ 19 (Offense 9, Defense 8, Specialty 2)
 Starters Lost _____ 5 (Offense 3, Defense 2, Specialty 0)

2005 Schedule

Sept. 3 CAPITAL 7:00
 Sept. 10 at Dayton 1:00
 Sept. 17 at Alma 1:00
 Oct. 1 DENISON* 1:00
 Oct. 8 at Earlham* 1:00
 Oct. 15 HIRAM* 1:00
 Oct. 22 at Wabash* 1:00
 Oct. 29 OHIO WESLEYAN* 1:00
 Nov. 5 WOOSTER* 1:00
 Nov. 12 at Allegheny* 1:00

* indicates conference games

2004 Results

Sept. 4 at Capital L, 16-49
 Sept. 18 THOMAS MORE W, 35-31
 Sept. 25 HUNTINGDON W, 48-27
 Oct. 2 at Denison* W, 47-21
 Oct. 9 EARLHAM* W, 56-14
 Oct. 16 at Hiram* W, 74-0
 Oct. 23 WABASH* W, 49-35
 Oct. 30 at Ohio Wesleyan* L, 24-28
 Nov. 6 at Wooster* L, 58-64 (ot)
 Nov. 13 ALLEGHENY* W, 42-21

Sports Information

Sports Information Director _____ Ryan Maurer
 Office Phone _____ (937) 327-6114
 Home Phone _____ (937) 342-1654
 Office Fax _____ (937) 327-6120
 Press Box Phone _____ (937) 327-6126
 e-mail _____ rmaurer@wittenberg.edu
 Web site _____ http://www.wittenberg.edu/news/athletics/



Head Coach Joe Fincham

Series Information

Series Record _____ Wittenberg leads 27-11-1
 Current Streak _____ Wooster won last meeting
 Record at Wooster _____ Wittenberg leads 13-8-0
 Record at Wittenberg _____ Wittenberg leads 14-3-1
 Biggest Wooster Win (Score, Date) _____ 39 points (39-0, Nov. 15, 1941)
 Biggest Wittenberg Win (Score, Date) _____ 66 points (66-0, Oct. 8, 1994)

Game-By-Game Results

2004 _____ WOOSTER 64, Wittenberg 58 (ot)
 2003 _____ WITTENBERG 35, Wooster 31
 2002 _____ WOOSTER 9, Wittenberg 14
 2001 _____ Wittenberg 47, WOOSTER 13
 2000 _____ WITTENBERG 42, Wooster 26
 1999 _____ Wittenberg 28, WOOSTER 14
 1998 _____ WITTENBERG 14, Wooster 7
 1997 _____ WOOSTER 21, Wittenberg 19
 1996 _____ WITTENBERG 21, Wooster 13
 1995 _____ WITTENBERG 56, Wooster 0
 1994 _____ Wittenberg 66, WOOSTER 0
 1993 _____ Wittenberg 33, WOOSTER 6
 1992 _____ WITTENBERG 16, Wooster 3
 1991 _____ WITTENBERG 39, Wooster 6
 1990 _____ Wittenberg 31, WOOSTER 8
 1989 _____ Wittenberg 17, WOOSTER 14
 1981 _____ WITTENBERG 23, Wooster 0
 1980 _____ Wittenberg 9, WOOSTER 7
 1979 _____ Wittenberg 35, WOOSTER 6
 1978 _____ WITTENBERG 28, Wooster 14
 1977 _____ Wittenberg 28, WOOSTER 16
 1976 _____ WITTENBERG 33, Wooster 0
 1973 _____ Wittenberg 38, WOOSTER 0
 1972 _____ WITTENBERG 24, Wooster 0
 1970 _____ Wittenberg 35, WOOSTER 0
 1969 _____ WITTENBERG 14, Wooster 13
 1957 _____ WITTENBERG 19, Wooster 13
 1956 _____ Wittenberg 25, WOOSTER 19
 1949 _____ Wooster 27, WITTENBERG 21
 1948 _____ WOOSTER 31 Wittenberg 7
 1942 _____ Wooster 7, WITTENBERG 0
 1941 _____ WOOSTER 39, Wittenberg 0
 1936 _____ WITTENBERG 12, Wooster 7
 1935 _____ WOOSTER 7, Wittenberg 6
 1916 _____ WOOSTER 35, Wittenberg 0
 1915 _____ Wooster 14, WITTENBERG 14
 1914 _____ WOOSTER 13, Wittenberg 10
 1913 _____ Wooster 12, WITTENBERG 0
 1912 _____ WOOSTER 12, Wittenberg 0

CAPS indicates home team

OPPONENT INFORMATION

**GAME
10**

Ohio Wesleyan – Nov. 12, 1:00 p.m., at Wooster, Ohio

General Information

Name ----- Ohio Wesleyan University
 Location ----- Delaware, Ohio 43015
 Enrollment ----- 1,850
 Affiliation ----- NCAA Division III
 Conference ----- North Coast Athletic Conference
 Nickname ----- Battling Bishops
 Colors ----- Red and Black
 Stadium (Capacity; Surface) ----- Selby Field (9,100; Natural Grass)
 President ----- Dr. Mark W. Huddleston
 Athletic Director ----- Roger Ingles
 Athletic Department Phone ----- (740) 368-3725

Coaching Information

Head Coach (Alma Mater) ----- Mike Hollway, Ph.D. (Michigan '74)
 Record at Ohio Wesleyan ----- 114-65-1 (18 Years)
 Career Record ----- 125-92-2 (22 Years)
 Office Phone ----- (740) 368-3732
 Best Time To Contact Coach ----- Late mornings
 Assistant Coaches ----- Pat Delaney (DC), Val Harris (OL), Brian Leach (K)
 Carlos Rivera (DE), Steve Siefert (DB), Ked Varble (RB),
 Jon Way (DL), Paul Williams (CB), Mike Zazula (OL)

Team Information

2004 Overall Record ----- 5-5
 2004 NCAC Record/Finish ----- 5-2/T-2nd of 10
 Basic Offense ----- Delaware Wing-T
 Basic Defense ----- 4-3
 Letterwinners Returning ----- 55 (Offense 27, Defense 25, Specialty 3)
 Letterwinners Lost ----- 12 (Offense 7, Defense 5, Specialty 0)
 Starters Returning ----- 21 (Offense 8, Defense 11, Specialty 2)
 Starters Lost ----- 3 (Offense 3, Defense 0, Specialty 0)

2005 Schedule

Sept. 3 FRANKLIN 1:00
 Sept. 10 at Thiel 1:30
 Sept. 17 OLIVET 1:00
 Oct. 1 WABASH* 1:00
 Oct. 8 at Allegheny* 1:00
 Oct. 15 DENISON* 1:00
 Oct. 22 at Kenyon* 1:00
 Oct. 29 at Wittenberg* 1:00
 Nov. 5 OBERLIN* 1:00
 Nov. 12 at Wooster* 1:00

* indicates conference games

2004 Results

Sept. 4 at Franklin L, 33-34
 Sept. 11 THIEL L, 19-22
 Sept. 18 at Olivet L, 21-78
 Oct. 2 at Wabash* L, 14-17
 Oct. 9 ALLEGHENY* W, 17-14
 Oct. 16 at Denison* W, 35-6
 Oct. 23 KENYON* W, 30-24
 Oct. 30 WITTENBERG* W, 28-24
 Nov. 6 at Oberlin* W, 24-14
 Nov. 13 WOOSTER* L, 6-24

Sports Information

Sports Information Director ----- Mark Beckenbach
 Office Phone ----- (740) 368-3340
 Home Phone ----- (614) 798-9989
 Office Fax ----- (740) 368-3332
 Press Box Phone ----- (740) 368-3346
 e-mail ----- mlbecken@owu.edu
 Web site ----- http://bishops.owu.edu/



Head Coach Mike Hollway

Series Information

Series Record ----- Ohio Wesleyan leads 26-23-0
 Current Streak ----- Wooster has won last three meetings
 Record at Wooster ----- Wooster leads 10-8-0*
 Record at Ohio Wesleyan ----- Ohio Wesleyan leads 10-8-0*
 Biggest Wooster Win (Score; Date) ----- 45 points (45-0; Sept. 27, 1980)
 Biggest Ohio Wesleyan Win (Score; Date) ----- 58 points (58-0; Sept. 28, 1991)

Game-By-Game Results

| | |
|---------------------------------------|--|
| 2004 --- Wooster 24, OHIO WESLEYAN 6 | 1971 --- Ohio Wesleyan 16, WOOSTER 0 |
| 2003 --- WOOSTER 37, Ohio Wesleyan 7 | 1970 --- WOOSTER 14, Ohio Wesleyan 13 |
| 2002 --- Wooster 37, OHIO WESLEYAN 14 | 1969 --- Ohio Wesleyan 21, WOOSTER 0 |
| 2001 --- OHIO WESLEYAN 36, Wooster 30 | 1968 --- OHIO WESLEYAN 43, Wooster 7 |
| 2000 --- WOOSTER 21, Ohio Wesleyan 14 | 1961 --- WOOSTER 22, Ohio Wesleyan 9 |
| 1999 --- OHIO WESLEYAN 14, Wooster 11 | 1960 --- Ohio Wesleyan 11, WOOSTER 3 |
| 1998 --- WOOSTER 20, Ohio Wesleyan 7 | 1957 --- OHIO WESLEYAN 16, Wooster 14 |
| 1997 --- Wooster 28, OHIO WESLEYAN 14 | 1956 --- WOOSTER 35, Ohio Wesleyan 2 |
| 1996 --- WOOSTER 35, Ohio Wesleyan 7 | 1943 --- Wooster 22, OHIO WESLEYAN 14 |
| 1995 --- Ohio Wesleyan 34, WOOSTER 7 | 1943 --- Ohio Wesleyan 21, WOOSTER 13 |
| 1994 --- OHIO WESLEYAN 21, Wooster 10 | 1928 --- Ohio Wesleyan 45, WOOSTER 6 |
| 1993 --- Ohio Wesleyan 48, WOOSTER 0 | 1927 --- Ohio Wesleyan 14, Wooster 9* |
| 1992 --- OHIO WESLEYAN 41, Wooster 12 | 1926 --- Wooster 23, Ohio Wesleyan 7* |
| 1991 --- Ohio Wesleyan 58, WOOSTER 0 | 1915 --- Wooster 21, Ohio Wesleyan 7* |
| 1990 --- OHIO WESLEYAN 41, Wooster 0 | 1914 --- Ohio Wesleyan 54, Wooster 6* |
| 1989 --- WOOSTER 28, Ohio Wesleyan 19 | 1913 --- Wooster 7, Ohio Wesleyan 6* |
| 1988 --- OHIO WESLEYAN 22, Wooster 20 | 1912 --- Ohio Wesleyan 20, Wooster 7* |
| 1987 --- Wooster 7, OHIO WESLEYAN 3 | 1910 --- Ohio Wesleyan 29, Wooster 0* |
| 1986 --- WOOSTER 16, Ohio Wesleyan 6 | 1909 --- Ohio Wesleyan 17, Wooster 0* |
| 1985 --- Wooster 18, OHIO WESLEYAN 3 | 1908 --- Ohio Wesleyan 22, Wooster 6* |
| 1984 --- OHIO WESLEYAN 23, Wooster 7 | 1907 --- Wooster 12, Ohio Wesleyan 5* |
| 1983 --- Wooster 17, OHIO WESLEYAN 15 | 1906 --- Wooster 2, Ohio Wesleyan 0* |
| 1982 --- OHIO WESLEYAN 32, Wooster 7 | 1905 --- Wooster 18, Ohio Wesleyan 11* |
| 1981 --- Wooster 20, OHIO WESLEYAN 14 | 1901 --- Ohio Wesleyan 28, Wooster 0* |
| 1980 --- WOOSTER 45, Ohio Wesleyan 0 | |

CAPS indicates home team

* indicates 13 games in which site is not available

THE NORTH COAST ATHLETIC CONFERENCE



Founded in 1983, the North Coast Athletic Conference is dedicated to fostering a complementary relationship between intercollegiate athletics and the pursuit of academic excellence. Consisting of 10 academically selective colleges and universities in Ohio, Indiana, and Pennsylvania — Allegheny College, Denison University, Earlham College, Hiram College, Kenyon College, Oberlin College, Ohio Wesleyan University, Wabash College, Wittenberg University and The College of Wooster — the NCAC believes that high-level athletic programs need not be sacrificed in order to meet rigid academic standards.

Significantly, all 10 NCAC institutions have been granted chapters of Phi Beta Kappa, the preeminent honor society for colleges and universities. Only 255 of the more than 3,000 four-year institutions in the United States have been so honored.

A member of the National Collegiate Athletic Association's Division III, the NCAC features championship competition in 22 sports — 11 for men and 11 for women. The 11 women's sports are the most offered by any Division III conference, and the equality in number and emphasis between men's and women's athletics is just one of the elements that sets the North Coast apart.

The goals of the Conference express the best aspirations of American amateur athletics. The NCAC brings together a group of institutions which share a common allegiance to academic quality and to the conduct of athletics so as to support the educational purpose. Intercollegiate athletics can and should complement academic life, rather than compete with it, and sports should enhance the experience of students during their college years. This type of academic and athletic commitment has been led by the 10 school presidents, who have taken an active role in the governance of the conference.

Thirty-eight teams from all 22 North Coast sports were represented in NCAA post-season competition during the 2004-05 academic year. The NCAC added one Division III championship as Kenyon won men's swimming. The NCAC's 22-year total of national championships stands at 53. In addition, 89 student-athletes from around the conference earned All-America and/or Academic All-America honors.

The NCAC's commitment to equity, its broad base of athletic programs, and an unwavering insistence on excellence in academics has served as a model for conferences throughout the country. The North Coast has shown not only that these ideals can coexist, but that they can flourish. The NCAC continues as a pace-setter in the 21st century.



The Scots celebrate sharing the 1997 NCAC title with Allegheny and Wittenberg after defeating Ohio Wesleyan 28-14 in the season's final game.

NCAC Football Champions

| | |
|------|--------------------------------|
| 2004 | Wooster |
| 2003 | Allegheny |
| 2002 | Wabash |
| 2001 | Wittenberg |
| 2000 | Wittenberg |
| 1999 | Wittenberg |
| 1998 | Wittenberg |
| 1997 | Allegheny, Wittenberg, Wooster |
| 1996 | Allegheny |
| 1995 | Wittenberg |
| 1994 | Allegheny |
| 1993 | Allegheny |
| 1992 | Wittenberg |
| 1991 | Allegheny |
| 1990 | Allegheny |
| 1989 | Ohio Wesleyan, Kenyon |
| 1988 | Allegheny |
| 1987 | Allegheny |
| 1986 | Denison |
| 1985 | Denison |
| 1984 | Case Western Reserve |

2004 NCAC Standings

| | NCAC | | | | OVERALL | | | |
|---------------|------|---|-----|-----|---------|----|-----|-----|
| | W | L | PF | PA | W | L | PF | PA |
| 1. Wooster | 7 | 0 | 358 | 141 | 11 | 1 | 510 | 215 |
| 2. Wittenberg | 5 | 2 | 350 | 183 | 7 | 3 | 449 | 290 |
| Ohio Wesleyan | 5 | 2 | 154 | 123 | 5 | 5 | 227 | 257 |
| 4. Wabash | 4 | 3 | 220 | 136 | 6 | 4 | 283 | 160 |
| Denison | 4 | 3 | 168 | 163 | 6 | 4 | 239 | 271 |
| Allegheny | 4 | 3 | 191 | 120 | 5 | 5 | 233 | 190 |
| 7. Earlham | 3 | 4 | 155 | 208 | 4 | 6 | 223 | 283 |
| 8. Kenyon | 2 | 5 | 167 | 303 | 2 | 8 | 235 | 451 |
| 9. Oberlin | 1 | 6 | 164 | 246 | 1 | 9 | 214 | 345 |
| 10. Hiram | 0 | 7 | 19 | 323 | 0 | 10 | 47 | 432 |



Seniors Tim Slovensky, Richie McNally, Brian Kight, Jesse Koski, Tim Cline, and Jim Wallace (left-to-right) hoist the 2004 NCAC trophy after completing a perfect regular season with a 24-6 victory at Ohio Wesleyan.

2004 NCAC STATISTICS

Team Leaders

| SCORING OFFENSE | | PTS. | AVG. |
|-----------------|--|------|------|
| 1. Wittenberg | | 449 | 44.9 |
| 2. Wooster | | 510 | 42.5 |
| 3. Wabash | | 283 | 28.3 |
| 4. Denison | | 239 | 23.9 |
| 5. Kenyon | | 235 | 23.5 |

| SCORING DEFENSE | | PTS. | AVG. |
|------------------|--|------|------|
| 1. Wabash | | 160 | 16.0 |
| 2. Wooster | | 215 | 17.9 |
| 3. Allegheny | | 190 | 19.0 |
| 4. Ohio Wesleyan | | 257 | 25.7 |
| 5. Denison | | 271 | 27.1 |

| RUSHING OFFENSE | ATT. | YDS. | AVG. | TD | YDS/G |
|------------------|------|------|------|----|-------|
| 1. Ohio Wesleyan | 516 | 2677 | 5.2 | 26 | 267.7 |
| 2. Wooster | 558 | 3188 | 5.7 | 43 | 265.7 |
| 3. Wittenberg | 489 | 2446 | 5.0 | 34 | 244.6 |
| 4. Denison | 414 | 1908 | 4.6 | 19 | 190.8 |
| 5. Kenyon | 488 | 1818 | 3.7 | 21 | 181.8 |

| RUSHING DEFENSE | ATT. | YDS. | AVG. | TD | YDS/G |
|-----------------|------|------|------|----|-------|
| 1. Wooster | 461 | 1158 | 2.5 | 13 | 96.5 |
| 2. Wabash | 401 | 1321 | 3.3 | 14 | 132.1 |
| 3. Allegheny | 402 | 1550 | 3.9 | 16 | 155.0 |
| 4. Denison | 431 | 1589 | 3.7 | 26 | 158.9 |
| 5. Wittenberg | 365 | 1729 | 4.7 | 21 | 172.9 |

| PASSING OFFENSE | CMP% | YDS. | TD | INT | YDS/G |
|-----------------|------|------|----|-----|-------|
| 1. Earlham | .603 | 2829 | 18 | 18 | 282.9 |
| 2. Wittenberg | .606 | 2401 | 24 | 7 | 240.1 |
| 3. Wabash | .611 | 2317 | 20 | 10 | 231.7 |
| 4. Kenyon | .533 | 2102 | 12 | 12 | 210.2 |
| 5. Oberlin | .473 | 1902 | 9 | 22 | 190.2 |

| PASSING DEFENSE | CMP% | YDS. | TD | INT | YDS/G |
|------------------|------|------|----|-----|-------|
| 1. Wabash | .542 | 1317 | 5 | 9 | 131.7 |
| 2. Hiram | .597 | 1508 | 12 | 12 | 150.8 |
| 3. Allegheny | .575 | 1544 | 7 | 13 | 154.4 |
| 4. Ohio Wesleyan | .520 | 1746 | 9 | 11 | 174.6 |
| 5. Denison | .549 | 1828 | 8 | 14 | 182.8 |

| TOTAL OFFENSE | YDS. | YDS/G |
|---------------|------|-------|
| 1. Wittenberg | 4847 | 484.7 |
| 2. Wooster | 5248 | 437.3 |
| 3. Earlham | 4039 | 403.9 |
| 4. Kenyon | 3920 | 392.0 |
| 5. Wabash | 3707 | 370.7 |

| TOTAL DEFENSE | YDS. | YDS/G |
|---------------|------|-------|
| 1. Wabash | 2638 | 263.8 |
| 2. Wooster | 3376 | 281.3 |
| 3. Allegheny | 3094 | 309.4 |
| 4. Denison | 3417 | 341.7 |
| 5. Wittenberg | 3661 | 366.1 |

| KICKOFF RETURNS | ATT. | YDS. | TD | AVG. |
|-----------------|------|------|----|------|
| 1. Wittenberg | 37 | 776 | 1 | 21.0 |
| 2. Wabash | 30 | 578 | 0 | 19.3 |
| 3. Kenyon | 56 | 1064 | 0 | 19.0 |
| 4. Wooster | 34 | 629 | 1 | 18.5 |
| 5. Earlham | 47 | 841 | 0 | 17.9 |

| PUNT RETURNS | ATT. | YDS. | TD | AVG. |
|---------------|------|------|----|------|
| 1. Wittenberg | 8 | 89 | 0 | 11.1 |
| 2. Wooster | 53 | 568 | 0 | 10.7 |
| 3. Allegheny | 21 | 184 | 0 | 8.8 |
| 4. Wabash | 31 | 269 | 0 | 8.7 |
| 5. Wittenberg | 25 | 169 | 0 | 6.8 |

| PUNTING | ATT. | YDS. | AVG. | NET/P |
|------------------|------|------|------|-------|
| 1. Wittenberg | 32 | 1352 | 42.2 | 40.8 |
| 2. Wooster | 57 | 1936 | 34.0 | 32.3 |
| 3. Wabash | 46 | 1596 | 34.7 | 32.0 |
| 4. Ohio Wesleyan | 53 | 1783 | 33.6 | 31.4 |
| 5. Oberlin | 45 | 1759 | 39.1 | 31.0 |

| TURNOVERS | MARGIN | PER/G |
|------------------|--------|-------|
| 1. Allegheny | +10 | +1.0 |
| 2. Wittenberg | +8 | +0.8 |
| 3. Ohio Wesleyan | +6 | +0.6 |
| 4. Denison | +5 | +0.5 |
| 5. Kenyon | +1 | +0.1 |

Individual Leaders

| RUSHING | ATT. | YDS. | AVG. | TD | YDS/G |
|-------------------------|------|------|------|----|-------|
| 1. Tony Sutton, WOO | 352 | 2240 | 6.4 | 31 | 186.7 |
| 2. Alby Coombs, KEN | 299 | 1399 | 4.7 | 14 | 139.9 |
| 3. Tristan Murray, WIT | 217 | 1320 | 6.1 | 19 | 132.0 |
| 4. Mario Tarquinio, ALL | 211 | 1145 | 5.4 | 13 | 114.5 |
| 5. Phil Bouwhuis, DEN | 162 | 828 | 5.1 | 9 | 82.8 |

| PASSING AVERAGE | CMP% | YDS. | TD | INT | YDS/G |
|------------------------|------|------|----|-----|-------|
| 1. Justin Rummell, ERL | .605 | 2581 | 16 | 15 | 286.8 |
| 2. Ryan Holmes, WIT | .601 | 2132 | 20 | 7 | 213.2 |
| 3. Ryan Squatrito, OBE | .468 | 1693 | 8 | 20 | 188.1 |
| 4. Nick Stalick, KEN | .547 | 1804 | 10 | 9 | 180.4 |
| 5. Russ Harbaugh, WAB | .626 | 1799 | 14 | 8 | 179.9 |

| TOTAL OFFENSE | PLAYS | YDS. | YDS/G |
|------------------------|-------|------|-------|
| 1. Justin Rummell, ERL | 443 | 2701 | 300.1 |
| 2. Ryan Holmes, WIT | 320 | 2415 | 241.5 |
| 3. Nick Stalick, KEN | 364 | 1892 | 189.2 |
| 4. Tony Sutton, WOO | 353 | 2240 | 186.7 |
| 5. Justin Schafer, WOO | 327 | 2206 | 183.8 |

| RECEIVING | REC. | YDS. | AVG. | TD | YDS/G |
|-------------------------|------|------|------|----|-------|
| 1. Richie McNally, WOO | 53 | 1060 | 20.0 | 11 | 88.3 |
| 2. C. Shoemaker, KEN | 59 | 834 | 14.1 | 6 | 83.4 |
| 3. Brandon Clifton, WAB | 56 | 780 | 13.9 | 9 | 78.0 |
| 4. Rafael Sanchez, KEN | 48 | 707 | 14.7 | 3 | 70.7 |
| 5. Joe White, ERL | 43 | 698 | 16.2 | 6 | 69.8 |

| SCORING | PTS. | AVG. |
|-------------------------|------|------|
| 1. Tony Sutton, WOO | 198 | 16.5 |
| 2. Richie, McNally, WOO | 162 | 13.5 |
| 3. Tristan Murray, WIT | 126 | 12.6 |
| 4. Alby Coombs, KEN | 84 | 8.4 |
| 5. Mario Tarquinio, ALL | 78 | 7.8 |

| TACKLES | SOLO | AST. | TOTAL |
|--------------------------|------|------|-------|
| 1. Jeff King, OWU | 53 | 54 | 107 |
| 2. Mike Thompson, ERL | 47 | 57 | 104 |
| 3. Stephen Boxler, HIR | 50 | 52 | 102 |
| 4. Vinnie Hachigian, OBE | 60 | 38 | 98 |
| 5. Calvin Hatfield, KEN | 58 | 35 | 93 |

| SACKS | NO. | YDS. |
|------------------------|------|------|
| 1. Andy Mizak, WOO | 15.0 | 116 |
| 2. Darryl Kennon, WAB | 9.0 | 49 |
| 3. Eric Alexander, DEN | 7.5 | 34 |
| 4. Cisco Clervoix, OWU | 6.5 | 55 |
| 5. Joe Kearney, WOO | 6.0 | 58 |
| Tim Parker, WAB | 6.0 | 44 |

| INTERCEPTIONS | NO. | YDS. |
|----------------------|-----|------|
| 1. Jim Conley, HIR | 6 | 89 |
| Kyle Sherman, OWU | 6 | 57 |
| 3. Terrel Brown, ERL | 4 | 94 |
| Derek Fry, DEN | 4 | 73 |
| Brian Kight, WOO | 4 | 57 |
| Ryan Jayne, WOO | 4 | 0 |

| KICKOFF RETURNS | ATT. | YDS. | TD | AVG. |
|------------------------|------|------|----|------|
| 1. Chris Schubert, OBE | 29 | 632 | 1 | 21.8 |
| 2. James Jewell, ERL | 21 | 390 | 0 | 18.6 |
| 3. C. Shoemaker, KEN | 28 | 495 | 0 | 17.7 |

| PUNT RETURNS | ATT. | YDS. | TD | AVG. |
|----------------------|------|------|----|------|
| 1. Keith Adams, WOO | 44 | 502 | 0 | 11.4 |
| 2. Billy King, WAB | 24 | 228 | 0 | 9.5 |
| 3. Brian Gamble, OWU | 21 | 134 | 0 | 6.4 |

| ALL-PURPOSE | YDS. | YDS/G |
|------------------------|------|-------|
| 1. Tony Sutton, WOO | 2634 | 219.5 |
| 2. Tristan Murray, WIT | 1712 | 171.2 |
| 3. Alby Coombs, KEN | 1484 | 148.4 |
| 4. Chris Schubert, OBE | 1230 | 136.7 |
| 5. C. Shoemaker, KEN | 1358 | 135.8 |

Fighting Scots Produce Best Season in School History

During the spring and summer of 2004, there was a lot of talk from the followers of The College of Wooster football program about the potential for a special season with 17 returning starters, 11 of which hailed from the senior class, highlighted by All-American tailback Tony Sutton (Akron, Ohio). The Fighting Scots lived up to those expectations and then some, finishing the regular season undefeated (10-0) for the first time since 1923, winning their first outright conference championship since 1934 (Ohio Athletic Conference), and nearly advancing to the NCAA Div. III Championship national quarterfinals.

Wooster's march to its best season in school history began by sweeping through the non-league schedule, highlighted by a 27-6 win over Muskingum College in the Scots' first match-up against an active member of the rival OAC since 1991.

Then, Wooster, entering league play as the preseason favorites (coaches poll), opened against the defending NCAC champs, Allegheny College. A Sutton 90-yard kickoff return at the start of the second half helped the Scots break open what had been a 7-0 game, as they went on to prevail 35-13.

A record-setting day at Kenyon College, during which Wooster put up 84 points on the board and totaled 791 yards of offense, followed, and then the Scots headed to Wabash College for what was expected to be one of their two biggest tests of the season. Although at one point, Wooster seemed comfortably ahead (33-9 with 5:18 remaining in the third quarter), the pregame hype lived up to expectations. Wabash stormed back with three touchdowns in as many possessions to cut the lead to 33-30, and twice moved into Scot territory again, with the first drive resulting in a Brian Kight (Fallbrook, Calif.) interception at the three-yard line and the second in a 49-yard field goal missing wide right as time expired.

Wooster rolled the next two weeks, scoring 49 points in the first half en route to a 59-13 pasting of Oberlin College and then recording its first shutout in 27 games during a 59-0 rout at winless Hiram College. That set up a showdown against long-time nemesis Wittenberg University, with the victor then controlling its own destiny, in terms of the conference's automatic bid to the postseason.

In eerily similar fashion to the Wabash game, the Scots bolted out to a commanding lead by the third quarter, this time at 48-17 after Sutton scored his third touchdown at the 10:17 mark. Early in the fourth (12:46), Wooster still seemed to have the game in hand, ahead 58-37 following a Richie McNally (Westerville, Ohio) field goal. Wittenberg, though, ran back the ensuing kickoff for a score, kick-starting a rally, which eventually saw the Tigers tie it with :15 remaining in regulation. Wittenberg, with clearly all the momentum on its side, had the initial possession of overtime, when Keith Adams (Suffield, Ohio) intercepted a pass on the very first play, giving the ball to the Scots, who in turn, handed it off to Sutton three times, the last of which he took 13 yards into the end zone, where he was quickly piled on by teammates in celebration of arguably Wooster's greatest win in school history.

The Scots still had work to do the following week to insure themselves of that elusive postseason bid, as Ohio Wesleyan University had quietly surged from an 0-4 start to a 5-1 conference record. Wooster used two fourth-quarter touchdowns to end any hopes of an

Ohio Wesleyan upset, prevailing 24-6.

The Scots drew Aurora (Ill.) University in the first round of the Div. III playoffs, and home-standing Wooster ousted the Spartans 41-34, thanks to touchdown runs of 41 and 31 yards from Sutton during a 1:30 span late in the fourth quarter, which broke a 27-27 tie.

In the second round, Carthage (Wis.) College came to Wooster. Promoted as a battle of two of the top running backs in Div. III, at least statistically speaking, it turned into a defensive slugfest. The Scots limited Carthage to just five first downs and 60 yards of total offense, but the Redmen had run back the opening kickoff 94 yards for a touchdown and later added their 10th defensive touchdown of the season, which was enough to survive 14-7. Wooster finished with 211 yards and three times moved into the "red zone," but two of those drives resulted in fumbles as part of the Scots' seven-turnover day.

Sutton, a consensus first-team All-American again after leading NCAA Div. III in rushing (186.7 ypg), scoring (16.5 ppg), and all-purpose yardage (219.5 ypg) for the second-straight season, was the catalyst of a record-setting offense, but Wooster had much more diversity in 2004.

Justin Schafer (Bethesda, Ohio) took great strides in his second year under center, as the sophomore developed into a second-team all-conference quarterback. He threw for 1,877 yards and 17 touchdowns, compared to 10 interceptions, while also exhibiting the ability to run. In fact, Schafer ended up as the Scots' second-leading rusher with 329 yards and seven scores.

The other member of the "Big Three" was McNally, who after earning a starting spot at wide receiver late in his junior year exploded for school-records of 1,060 receiving yards and 11 receiving touchdowns while hauling in 53 balls.

Of course, the offense's success, which included team records for scoring (510 points), first downs (258), rushing yards (3,188), average per rush (5.7), total offense (5,248), and average per play (6.3), started up front with the line play. Leading the unit was sophomore left tackle Rick Drushal (Lakeville, Ohio), who

joined Sutton on the All-America Team to go with first-team All-NCAC and all-region honors, as well as senior guards Justin Sloan (Dayton, Ohio) and Jim Wallace (Solon, Ohio), who picked up their own share of postseason accolades. The other regular starters were junior center Steve Alpeter (Dover, Ohio) and sophomore right tackle Kevin Spragg (Collins, Ohio).

Additional key contributions on the offensive side of the ball came from wideouts Tim Slovensky (Parma, Ohio) and Shaun Swearingen (Hilliard, Ohio), who combined for 47 receptions, 644 yards, and five touchdowns, as well as fullbacks David Puckett (Painesville, Ohio) and Dave Rieth (Thompson, Ohio) and tight ends Mike Vyrostek (Columbia Station, Ohio), Ben Schrock (Wadsworth, Ohio), and Greg Peltz (Amherst, Ohio).

Wooster's defense was senior-laden with seven such starters, and it held opponents to two or less scores in eight of 12 games. With 6'4", 305-pound athletic defensive tackle Joe Kearney (Weymouth, Mass.), who was voted NCAC Defensive Player of the Year and second-team all-region, being the cornerstone, the Scots ranked atop the league, and 21st in Div. III, in rushing defense (96.5 ypg), as opponents averaged a mere 2.5 yards per carry. They also were first in sacks with 41, as Kearney had 6.0 and sophomore defensive end Andy Mizak (Warren, Mich.) blew up offensive lines for a school record 15.0 en route to second- and third-team mention on the All-NCAC and All-North Region Teams, respectively.

All three linebackers were of the all-conference variety, led by middle Tim Cline (Gambier, Ohio) and strong-side Bobby Vega (Pomfret, Conn.). The senior duo each finished within one of the 90-tackle mark and combined for 6.5 sacks as well as a pair of fumble recoveries, and both were lauded with first-team all-conference certificates and all-region recognition. Sophomore Andre Smith (Hendersonville, Tenn.), who played the weak-side, established himself as a top NCAC player in his second year as a starter, garnering second-team honors for his 61-tackle campaign.

Kight was the leader in the secondary with a team-leading 92 tackles, 11 pass breakups, four interceptions, and a fumble recovery. He was All-NCAC, along with fellow safety Chris Craig (Newark, Ohio), a sophomore who was credited with 77 tackles and intercepted two passes. Senior Jesse Koski (Latrobe, Pa.) was the top cover man, as the cornerback tallied three interceptions and five pass breakups to go with 48 tackles.

Others on defense included senior Jamin Suber (Fairlawn, Ohio), who returned a fumble for a touchdown and added 37 tackles, and fellow linemen Martin Danial (Solon, Ohio), Marco Garcia (Navarre, Fla.), and Dan Kremer (Marstons Mills, Mass.), as well as Adams and Ryan Jayne (East Palestine, Ohio) at cornerback, and Brad Michel (Vandalia, Ohio) at safety.

The third phase of the game - special teams - was a strongpoint for Wooster, too. McNally was near perfect on extra points (66-for-67) and added 10 field goals out of 14 tries for 96 points in the kicking game, to go with his 66 points as a receiver, as he was tabbed the conference's top placekicker for the second-straight season. Although seldom used because of the Scots' explosive offense, junior punter Andrew Branch (Zanesville, Ohio) averaged 34.0 yards.

Sutton was the first-team All-NCAC return specialist, as well, averaging 31.4 yards on 11 kickoffs, and Adams was among the national leaders in punt return average (11.4).



This Tony Sutton dive into the end zone capped Wooster's epic 64-58 overtime victory over Wittenberg.

2004 RESULTS AND STATISTICS

The College of Wooster

Final Record: 11-1, 7-0 North Coast Athletic Conference

Final Ranking: No. 10 D3football.com, No. 11 American Football Coaches' Association

| Date | Opponent | Score | Record | NCAC | Time | Attendance | SCORE BY QTRS. | | | | | |
|----------|----------------------|---------------|--------|------|------|------------|----------------|-----|-----|-----|----|-------|
| | | | | | | | 1st | 2nd | 3rd | 4th | OT | Total |
| Sept. 4 | MUSKINGUM | W, 27-6 | 1-0 | 0-0 | 2:33 | 3865 | Wooster | | | | | |
| Sept. 18 | at Grove City | W, 28-13 | 2-0 | 0-0 | 2:46 | 2900 | 137 | 138 | 132 | 97 | 6 | 510 |
| Sept. 25 | CASE WESTERN RESERVE | W, 49-7 | 3-0 | 0-0 | 2:32 | 3755 | Opponents | | | | | |
| Oct. 2 | ALLEGHENY* | W, 35-13 | 4-0 | 1-0 | 2:37 | 3685 | 55 | 39 | 46 | 75 | 0 | 215 |
| Oct. 9 | at Kenyon* | W, 84-21 | 5-0 | 2-0 | 2:59 | 791 | | | | | | |
| Oct. 16 | at Wabash* | W, 33-30 | 6-0 | 3-0 | 3:19 | 3861 | | | | | | |
| Oct. 23 | OBERLIN* | W, 59-13 | 7-0 | 4-0 | 2:49 | 3245 | | | | | | |
| Oct. 30 | at Hiram* | W, 59-0 | 8-0 | 5-0 | | 1500 | | | | | | |
| Nov. 6 | WITTENBERG* | W, 64-58 (ot) | 9-0 | 6-0 | 3:20 | 4500 | | | | | | |
| Nov. 13 | at Ohio Wesleyan* | W, 24-6 | 10-0 | 7-0 | 2:37 | 4140 | | | | | | |
| Nov. 20 | AURORA! | W, 41-34 | 11-0 | 7-0 | 2:57 | 3235 | | | | | | |
| Nov. 27 | CARTHAGE! | L, 7-14 | 11-1 | 7-0 | 2:49 | 3785 | | | | | | |

CAPS indicate home games * indicates conference games ! indicates NCAA Div. III Playoffs

| TEAM STATISTICS | WOO | OPP |
|-------------------------|------------|------------|
| SCORING | 510 | 215 |
| Points Per Game | 42.5 | 17.9 |
| FIRST DOWNS | 258 | 176 |
| Rushing | 158 | 69 |
| Passing | 85 | 92 |
| Penalty | 15 | 15 |
| RUSHING YARDAGE | 3188 | 1158 |
| Yards gained rushing | 3437 | 1645 |
| Yards lost rushing | 249 | 487 |
| Rushing Attempts | 558 | 461 |
| Average Per Rush | 5.7 | 2.5 |
| Average Per Game | 265.7 | 96.5 |
| TDs Rushing | 43 | 13 |
| PASSING YARDAGE | 2060 | 2218 |
| Att-Comp-Int | 276-138-12 | 359-177-15 |
| Average Per Pass | 7.5 | 6.2 |
| Average Per Catch | 14.9 | 12.5 |
| Average Per Game | 171.7 | 184.8 |
| TDs Passing | 20 | 15 |
| TOTAL OFFENSE | 5248 | 3376 |
| Total Plays | 834 | 820 |
| Average Per Play | 6.3 | 4.1 |
| Average Per Game | 437.3 | 281.3 |
| KICK RETURNS: #-YARDS | 34-629 | 75-1479 |
| PUNT RETURNS: #-YARDS | 53-568 | 20-93 |
| INT RETURNS: #-YARDS | 15-130 | 12-79 |
| KICK RETURN AVERAGE | 18.5 | 19.7 |
| PUNT RETURN AVERAGE | 10.7 | 4.7 |
| INT RETURN AVERAGE | 8.7 | 6.6 |
| FUMBLES-LOST | 22-13 | 18-7 |
| PENALTIES-YARDS | 67-639 | 60-534 |
| Average Per Game | 53.2 | 44.5 |
| PUNTS-YARDS | 57-1936 | 85-2982 |
| Average Per Punt | 34.0 | 35.1 |
| Net punt average | 32.3 | 28.4 |
| TIME OF POSSESSION/GAME | 30:06 | 29:49 |
| 3RD-DOWN CONVERSIONS | 56-151 | 57-189 |
| 3rd-Down Pct | 37% | 30% |
| 4TH-DOWN CONVERSIONS | 11-19 | 11-31 |
| 4th-Down Pct | 58% | 35% |
| SACKS BY-YARDS | 41-297 | 17-120 |
| MISC YARDS | 46 | 40 |
| TOUCHDOWNS SCORED | 69 | 31 |
| FIELD GOALS-ATTEMPTS | 10-14 | 3-10 |
| PAT-ATTEMPTS | 66-67 | 18-28 |
| ATTENDANCE | 26070 | 13192 |
| Games/Avg Per Game | 7/3724 | 5/2638 |

| RUSHING | GP-GS | Att | Gain | Loss | Net | Avg | TD | Long | Avg/G |
|-----------------|-------|-----|------|------|------|------|----|------|-------|
| Tony Sutton | 12-12 | 352 | 2308 | 68 | 2240 | 6.4 | 31 | 55 | 186.7 |
| Justin Schafer | 12-12 | 87 | 465 | 136 | 329 | 3.8 | 7 | 63 | 27.4 |
| Kevin Williams | 8-0 | 53 | 280 | 5 | 275 | 5.2 | 2 | 45 | 34.4 |
| Allen Skinner | 12-0 | 14 | 146 | 2 | 144 | 10.3 | 1 | 57 | 12.0 |
| Sean Anderson | 3-0 | 8 | 68 | 0 | 68 | 8.5 | 1 | 19 | 22.7 |
| Dave Rieth | 12-7 | 10 | 53 | 0 | 53 | 5.3 | 0 | 13 | 4.4 |
| Amil Tinsley | 4-0 | 11 | 36 | 6 | 30 | 2.7 | 1 | 11 | 7.5 |
| David Puckett | 12-2 | 4 | 21 | 0 | 21 | 5.2 | 0 | 8 | 1.8 |
| Tim Slovensky | 12-11 | 3 | 15 | 1 | 14 | 4.7 | 0 | 13 | 1.2 |
| Ryan Shingleton | 3-0 | 2 | 14 | 0 | 14 | 7.0 | 0 | 10 | 1.0 |
| Matt Tootle | 10-0 | 1 | 10 | 0 | 10 | 10.0 | 0 | 10 | 1.0 |
| J.D. Lyle | 7-0 | 1 | 7 | 0 | 7 | 7.0 | 0 | 7 | 1.0 |
| David Miller | 4-0 | 2 | 4 | 0 | 4 | 2.0 | 0 | 3 | 1.0 |
| Andrew Branch | 11-0 | 1 | 3 | 0 | 3 | 3.0 | 0 | 3 | 0.3 |
| Bobby Reiff | 6-0 | 3 | 6 | 5 | 1 | 0.3 | 0 | 5 | 0.2 |
| Richie McNally | 12-12 | 1 | 1 | 0 | 1 | 1.0 | 0 | 1 | 0.1 |
| Total..... | 12 | 558 | 3437 | 249 | 3188 | 5.7 | 43 | 63 | 265.7 |
| Opponents..... | 12 | 461 | 1645 | 487 | 1158 | 2.5 | 13 | 90 | 96.5 |

| PASSING | GP-GS | Effic | Att-Cmp-Int | Pct | Yds | TD | Lng | Avg/G |
|----------------|-------|--------|-------------|------|------|----|-----|-------|
| Justin Schafer | 12-12 | 131.57 | 240-122-10 | 50.8 | 1877 | 17 | 71 | 156.4 |
| Bobby Reiff | 6-0 | 104.74 | 25-11-1 | 44.0 | 126 | 2 | 36 | 21.0 |
| J.D. Lyle | 7-0 | 138.60 | 8-5-1 | 62.5 | 57 | 1 | 22 | 8.1 |
| Total..... | 12 | 127.91 | 276-138-12 | 50.0 | 2060 | 20 | 71 | 171.7 |
| Opponents..... | 12 | 106.63 | 359-177-15 | 49.3 | 2218 | 15 | 52 | 184.8 |

| RECEIVING | GP-GS | No. | Yds | Avg | TD | Long | Avg/G |
|------------------|-------|-----|------|------|----|------|-------|
| Richie McNally | 12-12 | 53 | 1060 | 20.0 | 11 | 71 | 88.3 |
| Tim Slovensky | 12-11 | 32 | 416 | 13.0 | 3 | 50 | 34.7 |
| Shaun Swearingen | 12-2 | 15 | 228 | 15.2 | 2 | 53 | 19.0 |
| Matt Tootle | 10-0 | 8 | 120 | 15.0 | 1 | 36 | 12.0 |
| Mike Vyrostek | 12-11 | 6 | 67 | 11.2 | 1 | 26 | 5.6 |
| Tony Sutton | 12-12 | 6 | 49 | 8.2 | 1 | 25 | 4.1 |
| Ben Schrock | 10-0 | 5 | 25 | 5.0 | 0 | 13 | 2.5 |
| Aaron Gertz | 10-0 | 4 | 29 | 7.2 | 1 | 11 | 2.9 |
| Mike Marshall | 4-0 | 3 | 26 | 8.7 | 0 | 14 | 6.5 |
| David Puckett | 12-2 | 3 | 6 | 2.0 | 0 | 4 | 0.5 |
| Greg Peltz | 10-3 | 2 | 31 | 15.5 | 0 | 18 | 3.1 |
| Dave Rieth | 12-7 | 1 | 3 | 3.0 | 0 | 3 | 0.2 |
| Total..... | 12 | 138 | 2060 | 14.9 | 20 | 71 | 171.7 |
| Opponents..... | 12 | 177 | 2218 | 12.5 | 15 | 52 | 184.8 |

Bold indicates returning players

2004 STATISTICS

| TOTAL OFFENSE | G | Plays | Rush | Pass | Total | Avg/G |
|-----------------------|-----------|------------|-------------|-------------|-------------|--------------|
| Tony Sutton | 12 | 353 | 2240 | 0 | 2240 | 186.7 |
| Justin Schafer | 12 | 327 | 329 | 1877 | 2206 | 183.8 |
| Kevin Williams | 8 | 53 | 275 | 0 | 275 | 34.4 |
| Allen Skinner | 12 | 14 | 144 | 0 | 144 | 12.0 |
| Bobby Reiff | 6 | 28 | 1 | 126 | 127 | 21.2 |
| Sean Anderson | 3 | 8 | 68 | 0 | 68 | 22.7 |
| J.D. Lyle | 7 | 9 | 7 | 57 | 64 | 9.1 |
| Dave Reith | 12 | 10 | 53 | 0 | 53 | 4.4 |
| Amil Tinsley | 4 | 11 | 30 | 0 | 30 | 7.5 |
| David Puckett | 12 | 4 | 21 | 0 | 21 | 1.8 |
| Tim Slovensky | 12 | 3 | 14 | 0 | 14 | 1.2 |
| Ryan Shingleton | 3 | 2 | 14 | 0 | 14 | 4.7 |
| Matt Tootle | 10 | 1 | 10 | 0 | 10 | 1.0 |
| David Miller | 4 | 2 | 4 | 0 | 4 | 1.0 |
| Andrew Branch | 11 | 1 | 3 | 0 | 3 | 0.3 |
| Richie McNally | 12 | 1 | 1 | 0 | 1 | 0.1 |
| Total..... | 12 | 834 | 3188 | 2060 | 5248 | 437.3 |
| Opponents..... | 12 | 820 | 1158 | 2218 | 3376 | 281.3 |

| KICK RETURNS | No | Yds | Avg | TD | Long |
|-----------------------|-----------|-------------|-------------|----------|-----------|
| Tony Sutton | 11 | 345 | 31.4 | 1 | 90 |
| Bobby Vega | 6 | 57 | 9.5 | 0 | 23 |
| Tim Slovensky | 5 | 114 | 22.8 | 0 | 34 |
| David Puckett | 4 | 32 | 8.0 | 0 | 14 |
| Ben Schrock | 3 | 16 | 5.3 | 0 | 8 |
| Shaun Swearingen | 2 | 47 | 23.5 | 0 | 29 |
| Phil Vitalbo | 1 | 3 | 3.0 | 0 | 3 |
| Greg Peltz | 1 | 2 | 2.0 | 0 | 2 |
| David Miller | 1 | 13 | 13.0 | 0 | 13 |
| Total..... | 34 | 629 | 18.5 | 1 | 90 |
| Opponents..... | 75 | 1479 | 19.7 | 2 | 98 |

| PUNT RETURNS | No | Yds | Avg | TD | Long |
|-----------------------|-----------|------------|-------------|----------|-----------|
| Keith Adams | 44 | 502 | 11.4 | 0 | 78 |
| Shaun Swearingen | 7 | 55 | 7.9 | 0 | 15 |
| Brian Kight | 1 | 11 | 11.0 | 0 | 11 |
| Steve Motil | 1 | 0 | 0.0 | 0 | 0 |
| Total..... | 53 | 568 | 10.7 | 0 | 78 |
| Opponents..... | 20 | 93 | 4.7 | 0 | 16 |

| FUMBLE RETURNS | No | Yds | Avg | TD | Long |
|-----------------------|----------|-----------|-------------|----------|-----------|
| Evan Watson | 1 | 16 | 16.0 | 1 | 16 |
| Jamin Suber | 1 | 30 | 30.0 | 1 | 30 |
| Brian Kight | 0 | 0 | 0.0 | 1 | 0 |
| Total..... | 2 | 46 | 23.0 | 3 | 30 |
| Opponents..... | 4 | 40 | 10.0 | 1 | 15 |

| INTERCEPTIONS | No | Yds | Avg | TD | Long |
|-----------------------|-----------|------------|------------|----------|-----------|
| Brian Kight | 4 | 57 | 14.2 | 0 | 22 |
| Ryan Jayne | 4 | 0 | 0.0 | 0 | 0 |
| Jesse Koski | 3 | 24 | 8.0 | 0 | 17 |
| Chris Craig | 2 | 49 | 24.5 | 2 | 29 |
| Keith Adams | 1 | 0 | 0.0 | 0 | 0 |
| Darren Farmer | 1 | 0 | 0.0 | 0 | 0 |
| Total..... | 15 | 130 | 8.7 | 2 | 29 |
| Opponents..... | 12 | 79 | 6.6 | 0 | 34 |

Bold indicates returning players

| ALL PURPOSE | G | Rush | Rec | PR | KOR | IR | Tot | Avg/G |
|-----------------------|-----------|-------------|-------------|------------|-------------|------------|-------------|--------------|
| Tony Sutton | 12 | 2240 | 49 | 0 | 345 | 0 | 2634 | 219.5 |
| Richie McNally | 12 | 1 | 1060 | 0 | 0 | 0 | 1061 | 88.4 |
| Tim Slovensky | 12 | 14 | 416 | 0 | 114 | 0 | 544 | 45.3 |
| Keith Adams | 12 | 0 | 0 | 502 | 0 | 0 | 502 | 41.8 |
| Shaun Swearingen | 12 | 0 | 228 | 55 | 47 | 0 | 330 | 27.5 |
| Justin Schafer | 12 | 329 | 0 | 0 | 0 | 0 | 329 | 27.4 |
| Kevin Williams | 8 | 275 | 0 | 0 | 0 | 0 | 275 | 34.4 |
| Allen Skinner | 12 | 144 | 0 | 0 | 0 | 0 | 144 | 12.0 |
| Matt Tootle | 10 | 10 | 120 | 0 | 0 | 0 | 130 | 13.0 |
| Brian Kight | 12 | 0 | 0 | 11 | 0 | 57 | 68 | 5.7 |
| Sean Anderson | 3 | 68 | 0 | 0 | 0 | 0 | 68 | 22.7 |
| Mike Vrostek | 12 | 0 | 67 | 0 | 0 | 0 | 67 | 5.6 |
| David Puckett | 12 | 21 | 6 | 0 | 32 | 0 | 59 | 4.9 |
| Bobby Vega | 12 | 0 | 0 | 0 | 57 | 0 | 57 | 4.8 |
| Dave Reith | 12 | 53 | 3 | 0 | 0 | 0 | 56 | 4.7 |
| Chris Craig | 12 | 0 | 0 | 0 | 0 | 49 | 49 | 4.1 |
| Ben Schrock | 10 | 0 | 25 | 0 | 16 | 0 | 41 | 4.1 |
| Greg Peltz | 10 | 0 | 31 | 0 | 2 | 0 | 33 | 3.3 |
| Amil Tinsley | 4 | 30 | 0 | 0 | 0 | 0 | 30 | 7.5 |
| Aaron Gertz | 10 | 0 | 29 | 0 | 0 | 0 | 29 | 2.9 |
| Mike Marshall | 4 | 0 | 26 | 0 | 0 | 0 | 26 | 6.5 |
| Jesse Koski | 12 | 0 | 0 | 0 | 0 | 24 | 24 | 2.0 |
| David Miller | 4 | 4 | 0 | 0 | 13 | 0 | 17 | 4.2 |
| Ryan Shingleton | 3 | 14 | 0 | 0 | 0 | 0 | 14 | 4.7 |
| J.D. Lyle | 7 | 7 | 0 | 0 | 0 | 0 | 7 | 1.0 |
| Phil Vitalbo | 10 | 0 | 0 | 0 | 3 | 0 | 3 | 0.3 |
| Andrew Branch | 11 | 3 | 0 | 0 | 0 | 0 | 3 | 0.3 |
| Bobby Reiff | 6 | 1 | 0 | 0 | 0 | 0 | 1 | 0.2 |
| Total..... | 12 | 3188 | 2060 | 568 | 629 | 130 | 6575 | 547.9 |
| Opponents..... | 12 | 1158 | 2218 | 93 | 1479 | 79 | 5027 | 418.9 |

| SCORING | TD | FGs | PATs | | | | DXP | Saf | Points |
|-----------------------|-----------|--------------|--------------|------------|----------|------------|----------|----------|------------|
| | | | Kick | Rush | Rcv | Pass | | | |
| Tony Sutton | 33 | 0-0 | 0-0 | 0-0 | 0 | 0-0 | 0 | 0 | 198 |
| Richie McNally | 11 | 10-14 | 66-67 | 0-1 | 0 | 0-0 | 0 | 0 | 162 |
| Justin Schafer | 7 | 0-0 | 0-0 | 0-0 | 0 | 0-0 | 0 | 0 | 42 |
| Tim Slovensky | 3 | 0-0 | 0-0 | 0-0 | 0 | 0-0 | 0 | 0 | 18 |
| Shaun Swearingen | 2 | 0-0 | 0-0 | 0-0 | 0 | 0-0 | 0 | 0 | 12 |
| Kevin Williams | 2 | 0-0 | 0-0 | 0-0 | 0 | 0-0 | 0 | 0 | 12 |
| Chris Craig | 2 | 0-0 | 0-0 | 0-0 | 0 | 0-0 | 0 | 0 | 12 |
| Sean Anderson | 1 | 0-0 | 0-0 | 0-0 | 0 | 0-0 | 0 | 0 | 6 |
| Allen Skinner | 1 | 0-0 | 0-0 | 0-0 | 0 | 0-0 | 0 | 0 | 6 |
| Amil Tinsley | 1 | 0-0 | 0-0 | 0-0 | 0 | 0-0 | 0 | 0 | 6 |
| Mike Vrostek | 1 | 0-0 | 0-0 | 0-0 | 0 | 0-0 | 0 | 0 | 6 |
| Matt Tootle | 1 | 0-0 | 0-0 | 0-0 | 0 | 0-0 | 0 | 0 | 6 |
| Aaron Gertz | 1 | 0-0 | 0-0 | 0-0 | 0 | 0-0 | 0 | 0 | 6 |
| Brian Kight | 1 | 0-0 | 0-0 | 0-0 | 0 | 0-0 | 0 | 0 | 6 |
| Jamin Suber | 1 | 0-0 | 0-0 | 0-0 | 0 | 0-0 | 0 | 0 | 6 |
| Evan Watson | 1 | 0-0 | 0-0 | 0-0 | 0 | 0-0 | 0 | 0 | 6 |
| Total..... | 69 | 10-14 | 66-67 | 0-1 | 0 | 0-0 | 0 | 0 | 510 |
| Opponents..... | 31 | 3-10 | 18-28 | 0-1 | 1 | 1-2 | 0 | 0 | 215 |

| FIELD GOALS | FGM-FGA | Pct | -19 | 20-29 | 30-39 | 40-49 | 50+ | Lg | Blk |
|-------------|---------|------|-----|-------|-------|-------|-----|----|-----|
| McNally | 10-14 | 71.4 | 0-0 | 4-4 | 4-6 | 2-3 | 0-1 | 41 | 0 |

| PUNTING | No. | Yds | Avg | Long | TB | FC | I20 | Blkd |
|-----------------------|-----------|-------------|-------------|-----------|----------|----------|-----------|----------|
| Andrew Branch | 57 | 1936 | 34.0 | 52 | 4 | 8 | 14 | 0 |
| Total..... | 57 | 1936 | 34.0 | 52 | 4 | 8 | 14 | 0 |
| Opponents..... | 85 | 2982 | 35.1 | 61 | 3 | 1 | 15 | 0 |

2004 STATISTICS

| DEFENSIVE LEADERS | GP | ----- Tackles ----- | | | | - Sacks - | ---- Pass Def ---- | | | --- Fumbles --- | | Blkd | |
|-----------------------|----|---------------------|-----|-------|----------|-----------|--------------------|------|-----|-----------------|----|------|-----|
| | | Solo | Ast | Total | TFL/Yds | No-Yds | Int-Yds | BrUp | QBH | Rcv-Yds | FF | Kick | Saf |
| Brian Kight | 12 | 57 | 35 | 92 | 3.5-11 | . | 4-57 | 11 | . | 1-0 | . | . | . |
| Bobby Vega | 12 | 60 | 31 | 91 | 9.5-53 | 3.5-36 | . | 5 | 4 | 1-0 | 1 | . | . |
| Tim Cline | 11 | 61 | 28 | 89 | 9.0-36 | 3.0-26 | . | 1 | 4 | 1-0 | . | . | . |
| Chris Craig | 12 | 48 | 29 | 77 | 1.5-2 | . | 2-49 | 6 | . | . | . | . | . |
| Andy Mizak | 12 | 40 | 23 | 63 | 25.0-138 | 15.0-116 | . | 2 | 8 | . | . | 4 | . |
| Andre Smith | 12 | 37 | 24 | 61 | 5.0-15 | 1.0-9 | . | . | 3 | . | . | . | . |
| Joe Kearney | 12 | 35 | 15 | 50 | 15.0-77 | 6.0-58 | . | 2 | 6 | . | . | 1 | . |
| Jesse Koski | 12 | 35 | 13 | 48 | 3.0-5 | 1.0-3 | 3-24 | 5 | 1 | . | . | . | . |
| Jamin Suber | 11 | 21 | 16 | 37 | 4.0-12 | 2.0-6 | . | . | 1 | 1-30 | . | . | . |
| Brad Michel | 12 | 19 | 16 | 35 | 2.5-16 | 1.5-13 | . | 1 | 4 | . | 1 | . | . |
| Evan Watson | 11 | 18 | 16 | 34 | 9.0-17 | 3.0-7 | . | . | 1 | 2-16 | . | . | . |
| Ryan Jayne | 11 | 23 | 2 | 25 | . | . | 4-0 | 8 | . | . | 2 | . | . |
| Keith Adams | 12 | 16 | 3 | 19 | 1.0-4 | . | 1-0 | . | . | 1 | . | . | . |
| Marco Garcia | 12 | 11 | 5 | 16 | 1.0-6 | 1.0-6 | . | . | 1 | . | . | . | . |
| Josh Feesler | 10 | 9 | 6 | 15 | . | . | . | . | . | . | 1 | . | . |
| Tyler Arnold | 12 | 11 | 4 | 15 | . | . | . | 1 | . | . | . | . | . |
| Phil Vitalbo | 10 | 9 | 5 | 14 | . | . | . | . | . | . | . | . | . |
| Dan Kremer | 12 | 8 | 6 | 14 | 3.0-11 | . | . | . | 1 | . | 1 | . | . |
| Martin Danial | 12 | 5 | 8 | 13 | 2.0-6 | . | . | . | . | . | . | . | . |
| Steve Motil | 11 | 8 | 5 | 13 | . | . | . | . | . | . | . | . | . |
| Brandon French | 12 | 11 | 2 | 13 | 6.0-18 | 1.0-6 | . | . | . | . | . | . | . |
| Allen Skinner | 12 | 9 | 3 | 12 | . | . | . | . | . | . | . | . | . |
| Darren Farmer | 7 | 8 | 2 | 10 | . | . | 1-0 | 1 | . | . | . | . | . |
| Travis Robertson | 3 | 7 | 3 | 10 | . | . | . | . | . | . | . | . | . |
| Mike Nunnari | 11 | 5 | 5 | 10 | . | . | . | . | . | . | . | . | . |
| Bobby Block | 9 | 5 | 4 | 9 | 2.0-7 | 1.0-5 | . | . | . | . | . | . | . |
| David Puckett | 12 | 6 | 2 | 8 | . | . | . | . | . | . | . | . | . |
| Richie McNally | 12 | 4 | 1 | 5 | . | . | . | . | . | 1-0 | . | . | . |
| Jared Russell | 10 | 1 | 4 | 5 | . | . | . | . | . | . | . | . | . |
| Jim Graham | 5 | 1 | 3 | 4 | . | . | . | . | . | . | . | . | . |
| Justin Green | 6 | 1 | 1 | 2 | 1.0-6 | 1.0-6 | . | . | . | . | 1 | . | . |
| Tony Sutton | 12 | 1 | . | 1 | . | . | . | . | . | . | . | . | . |
| Shaun Swearingen | 12 | 1 | . | 1 | . | . | . | . | . | . | . | . | . |
| Ray Holmes | 1 | . | 1 | 1 | . | . | . | . | . | . | . | . | . |
| Aaron Gertz | 10 | 1 | . | 1 | . | . | . | . | . | . | . | . | . |
| Rob Kelm | 4 | 1 | . | 1 | . | . | . | . | . | . | . | . | . |
| Jim Wallace | 12 | 1 | . | 1 | . | . | . | . | . | . | . | . | . |
| Rick Drushal | 12 | 1 | . | 1 | . | . | . | . | . | . | . | . | . |
| Andrew Branch | 11 | 1 | . | 1 | . | . | . | . | . | . | . | . | . |
| Dave Rieth | 12 | 1 | . | 1 | . | . | . | . | . | . | . | . | . |
| Total..... | 12 | 597 | 321 | 918 | 103-440 | 41-297 | 15-130 | 46 | 34 | 7-46 | 7 | 5 | . |
| Opponents..... | 12 | - | - | - | - | 17-120 | 12-79 | 37 | 15 | 13-40 | 12 | . | . |

Bold indicates returning players

2004 GAME RECAPS

GAME

1

WOOSTER 27 MUSKINGUM 6

Sept. 4 • at John P. Papp Stadium • Wooster, Ohio

| | 1 | 2 | 3 | 4 | F |
|-----------|---|---|----|---|----|
| MUSKINGUM | 0 | 0 | 0 | 6 | 6 |
| WOOSTER | 0 | 3 | 17 | 7 | 27 |

| Qtr. | Time | Team | Play |
|------|-------|------|--|
| 2 | 11:19 | WOO | McNally 41-yard field goal |
| 3 | 8:47 | WOO | McNally 34-yard field goal |
| | 1:36 | WOO | Williams 10-yard run (McNally kick) |
| | :37 | WOO | McNally 37-yard pass from Schafer (McNally kick) |
| 4 | 8:42 | WOO | Craig 29-yard interception return (McNally kick) |
| | 7:44 | MUSK | Howard 1-yard run (kick failed) |

Final Statistics

TEAM STATISTICS

| | MUSK | WOO |
|-----------------|----------|-----------|
| First Downs | 8 | 18 |
| Rushes/Yards | 37/81 | 43/183 |
| Passes/Yards | 7-18/104 | 12-27/155 |
| Plays/Yards | 55/185 | 70/338 |
| Turnovers (F-I) | 2 (0-2) | 2 (1-1) |
| Penalties/Yards | 5/57 | 5/45 |
| Punts/Avg. | 9/35.2 | 7/33.9 |
| 3rd Down Conv. | 3-14 | 7-16 |
| Time of Poss. | 27:03 | 32:57 |
| Sacks By-Yards | 1-5 | 2-11 |

INDIVIDUAL LEADERS

| Rushing | Team | Player | Yards |
|-----------|----------|--------|-----------|
| Muskingum | Cooper | | 13/29 |
| Wooster | Sutton | | 26/106 |
| Passing | Team | Player | Yards |
| Muskingum | Shaul | | 3-7/14 |
| Wooster | Schafer | | 12-27/155 |
| Receiving | Team | Player | Yards |
| Muskingum | Curry | | 5/65 |
| Wooster | McNally | | 5/104 |
| Tackles | Team | Player | Yards |
| Muskingum | Griswold | | 13 |
| Wooster | Smith | | 8 |

GAME SUMMARY/NOTES: Wide receiver/place-kicker Richie McNally totaled a then-career-high 104 receiving yards on five catches and accounted for 15 of Wooster's 27 total points, as the Scots opened up 2004 with a 27-6 victory over Muskingum at a hot, muggy Papp Stadium ... With his two field goals, McNally became the school's career leader in that category at 19 ... After a quiet first half with a 41-yard field goal by McNally being the only scoring, Wooster exploded for 17 points in the third quarter to essentially put the game away ... The Muskies held Tony Sutton to 106 rushing yards - the fourth-lowest total of his career - however, the Scots' defense did an even better job on Muskingum's Trevor Cooper, as the 2003 All-OAC back gained just 29 yards on 13 rushes ... Overall, the Muskies only mustered eight first downs and 185 yards of offense.

GAME

2

WOOSTER 28 GROVE CITY 13

Sept. 18 • at Robert E. Thorn Field • Grove City, Pa.

| | 1 | 2 | 3 | 4 | F |
|------------|----|---|---|---|----|
| WOOSTER | 14 | 7 | 0 | 7 | 28 |
| GROVE CITY | 0 | 7 | 6 | 0 | 13 |

| Qtr. | Time | Team | Play |
|------|------|------|--|
| 1 | 4:10 | WOO | Sutton 1-yard run (McNally kick) |
| | 1:14 | WOO | Slovensky 10-yard pass from Schafer (McNally kick) |
| 2 | 5:37 | WOO | Suber 30-yard fumble recovery (McNally kick) |
| | :47 | GRO | Clark 5-yard run (Campbell kick) |
| 3 | 7:53 | GRO | McGlothlin 1-yard run (kick blocked) |
| 4 | 4:10 | WOO | Sutton 9-yard run (McNally kick) |

Final Statistics

TEAM STATISTICS

| | WOO | GRO |
|-----------------|---------|---------|
| First Downs | 16 | 14 |
| Rushes/Yards | 47/154 | 49/196 |
| Passes/Yards | 9-21/94 | 4-16/65 |
| Plays/Yards | 68/248 | 65/261 |
| Turnovers (F-I) | 1 (0-1) | 3 (1-2) |
| Penalties/Yards | 7/55 | 5/39 |
| Punts/Avg. | 5/33.2 | 4/34.0 |
| 3rd Down Conv. | 2-14 | 3-12 |
| Time of Poss. | 30:40 | 29:20 |
| Sacks By-Yards | 2-12 | 1-15 |

INDIVIDUAL LEADERS

| Rushing | Team | Player | Yards |
|------------|------------|--------|---------|
| Wooster | Sutton | | 38/162 |
| Grove City | Wargo | | 16/77 |
| Passing | Team | Player | Yards |
| Wooster | Schafer | | 9-21/94 |
| Grove City | Fichter | | 2-9/17 |
| Receiving | Team | Player | Yards |
| Wooster | Swearingen | | 2/30 |
| Grove City | Verch | | 2/18 |
| Tackles | Team | Player | Yards |
| Wooster | Kight | | 13 |
| Grove City | Issler | | 10 |

GAME SUMMARY/NOTES: Wooster got off to a quick start, scoring three touchdowns during the first 25 minutes, but then had to hold off pesky Grove City to secure a 28-13 win ... The key sequence came midway through the fourth quarter, when faced with a 3rd-and-12 at its own 39 and clinging to a 21-13 lead, quarterback Justin Schafer found Shaun Swearingen over the middle for a 20-yard gain. The very next play also went 20 yards through the air, this time to Richie McNally, and then Tony Sutton took care of the final 21 yards on two rushes to give the Scots a two-score lead again ... Prior to that, the Wolverines were on the verge of a potential tying drive. They had moved the ball into Wooster territory, but turned it over on downs when the Scot defense stopped them on a 4th-and-one play ... Overall, Grove City held the advantage in total offense (261-248), but turned the ball over three times to Wooster's one.

GAME

3

WOOSTER 49 CASE WESTERN RESERVE 7

Sept. 25 • at John P. Papp Stadium • Wooster, Ohio

| | 1 | 2 | 3 | 4 | F |
|---------|---|----|----|---|----|
| CASE | 0 | 0 | 0 | 7 | 7 |
| WOOSTER | 7 | 21 | 14 | 7 | 49 |

| Qtr. | Time | Team | Play |
|------|-------|------|---|
| 1 | 10:37 | WOO | Sutton 14-yard run (McNally kick) |
| 2 | 12:09 | WOO | Sutton 9-yard run (McNally kick) |
| | 6:25 | WOO | Schafer 63-yard run (McNally kick) |
| | :02 | WOO | Slovensky 4-yard pass from Schafer (McNally kick) |
| 3 | 11:12 | WOO | McNally 15-yard pass from Schafer (McNally kick) |
| | 3:14 | WOO | Sutton 16-yard run (McNally kick) |
| 4 | 12:59 | CASE | DiGeronimo 2-yard run (Brenner kick) |
| | 7:29 | WOO | Tootle 36-yard pass from Reiff (McNally kick) |

Final Statistics

TEAM STATISTICS

| | CASE | WOO |
|-----------------|-----------|-----------|
| First Downs | 9 | 21 |
| Rushes/Yards | 45/81 | 37/290 |
| Passes/Yards | 11-19/133 | 16-28/214 |
| Plays/Yards | 64/214 | 65/504 |
| Turnovers (F-I) | 1 (1-0) | 2 (1-1) |
| Penalties/Yards | 2/15 | 2/15 |
| Punts/Avg. | 12/39.1 | 6/26.2 |
| 3rd Down Conv. | 4-17 | 6-14 |
| Time of Poss. | 33:30 | 26:30 |
| Sacks By-Yards | 0-0 | 3-14 |

INDIVIDUAL LEADERS

| Rushing | Team | Player | Yards |
|-----------|-----------|--------|-----------|
| Case | Rosenbury | | 12/25 |
| Wooster | Sutton | | 17/155 |
| Passing | Team | Player | Yards |
| Case | Harvey | | 11-19/133 |
| Wooster | Schafer | | 13-22/159 |
| Receiving | Team | Player | Yards |
| Case | Greer | | 4/68 |
| Wooster | McNally | | 6/108 |
| Tackles | Team | Player | Yards |
| Case | Heath | | 10 |
| Wooster | Vega | | 11 |

GAME SUMMARY/NOTES: Wooster put up over 500 yards of offense and another 250-plus in kickoff/punt returns, as the Scots easily handled Case 49-7 to retain possession of the Baird Brothers Trophy for the eighth consecutive year ... Wooster steadily pulled away, scoring a touchdown on its first drive of the day, then three in the second quarter, and a pair in the third before the Spartans could get on the board ... The highlight of the game was Justin Schafer's 63-yard touchdown run which made it 21-0, as the Scot quarterback couldn't find an open receiver, scrambled to the right, and then sprinted past the Case secondary ... In just his second career game as Wooster's primary punt returner, Keith Adams ran back nine for a school-record 194 yards - just 33 yards shy of the NCAA Div. III national record ... Tony Sutton scored his 50th career rushing touchdown in the third quarter and totaled 155 yards on just 17 carries for the day, giving him 754 rushing yards (81 attempts) and 10 touchdowns in three career games against the Spartans ... The Scots completed their non-conference schedule undefeated for the third season in a row.

2004 GAME RECAPS

GAME 4 WOOSTER 35 ALLEGHENY 13

Oct. 2 • at John P. Papp Stadium • Wooster, Ohio

| | 1 | 2 | 3 | 4 | F |
|-----------|---|---|----|---|----|
| ALLEGHENY | 0 | 0 | 7 | 6 | 13 |
| WOOSTER | 0 | 7 | 21 | 7 | 35 |

| Qtr. | Time | Team | Play |
|------|-------|------|--|
| 2 | 14:27 | WOO | Sutton 10-yard run (McNally kick) |
| 3 | 14:45 | WOO | Sutton 90-yard kickoff return (McNally kick) |
| | 12:32 | ALL | Tarquino 9-yard run (Black kick) |
| | 9:14 | WOO | McNally 33-yard pass from Schafer (McNally kick) |
| | :41 | WOO | Sutton 1-yard run (McNally kick) |
| 4 | 10:17 | ALL | Robinson 8-yard pass from Savage (kick failed) |
| | 4:26 | WOO | Schafer 2-yard run (McNally kick) |

Final Statistics

TEAM STATISTICS

| | ALL | WOO |
|-----------------|----------|---------|
| First Downs | 9 | 15 |
| Rushes/Yards | 35/120 | 48/244 |
| Passes/Yards | 11-26/79 | 8-21/93 |
| Plays/Yards | 61/199 | 69/337 |
| Turnovers (F-I) | 2 (1-1) | 4 (3-1) |
| Penalties/Yards | 1/5 | 3/34 |
| Punts/Avg. | 11/29.1 | 6/39.3 |
| 3rd Down Conv. | 4-16 | 7-16 |
| Time of Poss. | 29:16 | 30:44 |
| Sacks By-Yards | 1-4 | 3-13 |

INDIVIDUAL LEADERS

| Rushing | Player | Yards |
|-----------|---------------|----------|
| Allegheny | Tarquino | 14/117 |
| Wooster | Sutton | 34/165 |
| Passing | Player | Yards |
| Allegheny | Savage | 11-24/79 |
| Wooster | Schafer | 8-21/93 |
| Receiving | Player | Yards |
| Allegheny | Robinson | 4/47 |
| Wooster | McNally | 4/56 |
| Tackles | Player | Yards |
| Allegheny | Duncan | 10 |
| Wooster | Kight, Watson | 8 |

GAME SUMMARY/NOTES: A 21-point third quarter, which began with a Tony Sutton 90-yard kickoff return for a touchdown, keyed Wooster's 35-13 victory over Allegheny in the teams' NCAC lid-lifter at a cool, wet Papp Stadium ... The Gators were the defending NCAC champions ... Despite allowing one first down and outgaining Allegheny 131-22 in total offense during the first half, the Scots were ahead just 7-0 at the break. That was due to three Wooster turnovers, all occurring in Gator territory ... Sutton's big play was just the third kickoff return of his career at that point and it marked the second he brought back for a score... Mario Tarquinio wound up with his first career 100-yard rushing game for Allegheny.

GAME 5 WOOSTER 84 KENYON 21

Oct. 9 • at McBride Field • Gambier, Ohio

| | 1 | 2 | 3 | 4 | F |
|---------|----|----|----|----|----|
| WOOSTER | 35 | 14 | 21 | 14 | 84 |
| KENYON | 12 | 9 | 0 | 0 | 21 |

| Qtr. | Time | Team | Play |
|------|-------|------|--|
| 1 | 13:34 | KEN | Coombs 90-yard run (kick failed) |
| | 10:59 | WOO | Sutton 6-yard run (McNally kick) |
| | 9:53 | KEN | Sanchez 29-yard pass from Stalick (rush failed) |
| | 6:52 | WOO | Kight 0-yard fumble recovery (McNally kick) |
| | 6:07 | WOO | Sutton 11-yard run (McNally kick) |
| | 1:16 | WOO | Slovensky 21-yard pass from Schafer (McNally kick) |
| | :05 | WOO | McNally 30-yard pass from Schafer (McNally kick) |
| 2 | 10:39 | KEN | Currier 26-yard field goal |
| | 6:38 | WOO | McNally 35-yard pass from Schafer (McNally kick) |
| | 4:29 | KEN | Coombs 3-yard run (kick blocked) |
| | 2:22 | WOO | Sutton 11-yard run (McNally kick) |
| 3 | 13:32 | WOO | Sutton 12-yard run (McNally kick) |
| | 11:13 | WOO | Sutton 43-yard run (McNally kick) |
| | 5:42 | WOO | Sutton 3-yard run (McNally kick) |
| 4 | 11:45 | WOO | Williams 3-yard run (McNally kick) |
| | 4:02 | WOO | Skinner 57-yard run (McNally kick) |

Final Statistics

TEAM STATISTICS

| | WOO | KEN |
|-----------------|-----------|-----------|
| First Downs | 34 | 19 |
| Rushes/Yards | 54/541 | 40/144 |
| Passes/Yards | 12-17/250 | 20-31/273 |
| Plays/Yards | 71/791 | 71/417 |
| Turnovers (F-I) | 1 (0-1) | 4 (2-2) |
| Penalties/Yards | 6/45 | 3/25 |
| Punts/Avg. | 1/44.0 | 4/36.8 |
| 3rd Down Conv. | 5-7 | 5-13 |
| Time of Poss. | 29:02 | 30:58 |
| Sacks By-Yards | 5-40 | 0-0 |

INDIVIDUAL LEADERS

| Rushing | Player | Yards |
|-----------|----------|-----------|
| Wooster | Sutton | 28/286 |
| Kenyon | Coombs | 30/182 |
| Passing | Player | Yards |
| Wooster | Schafer | 12-17/250 |
| Kenyon | Stalick | 20-31/273 |
| Receiving | Player | Yards |
| Wooster | McNally | 6/142 |
| Kenyon | Sanchez | 8/165 |
| Tackles | Player | Yards |
| Wooster | Vega | 8 |
| Kenyon | Hatfield | 11 |

GAME SUMMARY/NOTES: Wooster scored 28 points during a 6:47 stretch as part of a 35-point first quarter and the Scots went on to cruise to an 84-21 record-setting win over Kenyon ... Overall, Wooster set NCAC records for points and total offense (791), and Richie McNally established a new mark with 12 extra points made ... Two single-game school records were set - first downs (34) and rushing yards (541) - while the 84 points were the second-most in Scot history ... Tony Sutton became Wooster's all-time leading rusher (4,247 yards), surpassing Brian Grandison (4,042 yards; 1988-91), and he tied his own conference record with six rushing touchdowns in a game.

GAME 6 WOOSTER 33 WABASH 30

Oct. 16 • at Hollett Little Giant Stadium • Crawfordsville, Ind.

| | 1 | 2 | 3 | 4 | F |
|---------|---|----|----|----|----|
| WOOSTER | 9 | 10 | 14 | 0 | 33 |
| WABASH | 6 | 3 | 7 | 14 | 30 |

| Qtr. | Time | Team | Play |
|------|-------|------|---|
| 1 | 9:52 | WAB | Clifton 4-yard pass from Harbaugh (kick failed) |
| | 2:17 | WOO | McNally 41-yard field goal |
| | 1:15 | WOO | Craig 20-yard interception return (rush failed) |
| 2 | 9:40 | WOO | Sutton 38-yard run (McNally kick) |
| | 4:02 | WAB | Server 35-yard field goal |
| | :00 | WOO | McNally 27-yard field goal |
| 3 | 10:48 | WOO | Schafer 15-yard run (McNally kick) |
| | 5:18 | WOO | Sutton 6-yard run (McNally kick) |
| | 1:06 | WAB | Clifton 11-yard pass from Harbaugh (Server kick) |
| 4 | 13:17 | WAB | Clifton 7-yard pass from Harbaugh (pass failed) |
| | 5:11 | WAB | Clifton 25-yard pass from Harbaugh (Green pass from Harbaugh) |

Final Statistics

TEAM STATISTICS

| | WOO | WAB |
|-----------------|-----------|-----------|
| First Downs | 23 | 25 |
| Rushes/Yards | 46/228 | 30/32 |
| Passes/Yards | 13-25/168 | 31-54/347 |
| Plays/Yards | 71/396 | 84/379 |
| Turnovers (F-I) | 1 (1-0) | 2 (0-2) |
| Penalties/Yards | 10/96 | 9/70 |
| Punts/Avg. | 5/29.2 | 6/33.3 |
| 3rd Down Conv. | 5-14 | 8-19 |
| Time of Poss. | 28:03 | 31:57 |
| Sacks By-Yards | 5-35 | 1-1 |

INDIVIDUAL LEADERS

| Rushing | Player | Yards |
|-----------|-----------|-----------|
| Wooster | Sutton | 30/150 |
| Wabash | Lafitte | 9/32 |
| Passing | Player | Yards |
| Wooster | Schafer | 13-24/168 |
| Wabash | Harbaugh | 31-50/347 |
| Receiving | Player | Yards |
| Wooster | McNally | 6/107 |
| Wabash | Clifton | 12/123 |
| Tackles | Player | Yards |
| Wooster | Vega | 11 |
| Wabash | Pynenberg | 13 |

GAME SUMMARY/NOTES: A 49-yard field goal attempt by Mark Server missed wide right on the final play, allowing Wooster to escape with a 33-30 win and ending Wabash's 17-game home winning streak ... The Scots appeared to have taken control of the contest for good in the third quarter, scoring on their first two possessions to take a 33-9 advantage, but the Little Giants' Russ Harbaugh connected with Brandon Clifton for touchdown passes on their next three drives to pull within three with 5:11 remaining ... Wabash advanced the ball into Wooster territory twice more, with one drive ending on a Brian Kight interception at the three-yard line and the other on the missed field goal.

2004 GAME RECAPS

GAME 7

WOOSTER 59 OBERLIN 13

Oct. 23 • at John P. Papp Stadium • Wooster, Ohio

| | 1 | 2 | 3 | 4 | F |
|---------|----|----|---|---|----|
| OBERLIN | 0 | 0 | 6 | 7 | 13 |
| WOOSTER | 14 | 35 | 3 | 7 | 59 |

| Qtr. | Time | Team | Play |
|------|-------|------|---|
| 1 | 11:51 | WOO | McNally 9-yard pass from Schafer (McNally kick) |
| | 1:30 | WOO | Sutton 1-yard run (McNally kick) |
| 2 | 10:55 | WOO | Sutton 1-yard run (McNally kick) |
| | 8:38 | WOO | Sutton 1-yard run (McNally kick) |
| | 8:22 | WOO | Watson 16-yard fumble recovery (McNally kick) |
| | 5:49 | WOO | McNally 11-yard pass from Schafer (McNally kick) |
| | :01 | WOO | Swearingen 10-yard pass from Schafer (McNally kick) |
| 3 | 9:53 | OBE | Schubert 10-yard pass from Squatrito (kick failed) |
| | 4:52 | WOO | McNally 25-yard field goal |
| 4 | 7:08 | OBE | Schubert 3-yard pass from Squatrito (Willaver kick) |
| | 3:00 | WOO | Gertz 11-yard pass from Reiff (McNally kick) |

Final Statistics

TEAM STATISTICS

| | OBE | WOO |
|-----------------|-----------|-----------|
| First Downs | 13 | 24 |
| Rushes/Yards | 38/4 | 42/268 |
| Passes/Yards | 16-31/198 | 16-25/218 |
| Plays/Yards | 69/202 | 67/486 |
| Turnovers (F-I) | 3 (1-2) | 3 (0-3) |
| Penalties/Yards | 5/26 | 4/30 |
| Punts/Avg. | 3/35.3 | 1/38.0 |
| 3rd Down Conv. | 6-16 | 4-9 |
| Time of Poss. | 31:45 | 28:15 |
| Sacks By-Yards | 0-0 | 8-68 |

INDIVIDUAL LEADERS

| Team | Player | Stats |
|-----------|-----------|-----------|
| Rushing | | |
| Oberlin | Draws | 2/40 |
| Wooster | Sutton | 22/183 |
| Passing | | |
| Oberlin | Squatrito | 16-31/198 |
| Wooster | Schafer | 10-18/158 |
| Receiving | | |
| Oberlin | Oman | 6/77 |
| Wooster | McNally | 5/87 |
| Tackles | | |
| Oberlin | Murphy | 8 |
| Wooster | Kight | 10 |

GAME SUMMARY/NOTES: Wooster put up 49 points on the scoreboard in the first half for the second time during 2004, and the Scots went on to celebrate a comfortable 59-13 "Homecoming" victory over Oberlin ... Wooster was limited to one touchdown on its first three drives, but then exploded for five-straight on offensive series, plus a defensive touchdown ... After missing the previous year's game against the Yeomen - a 14-7 upset victory for Oberlin - Tony Sutton rushed for 183 yards and three touchdowns on just 22 carries ... Defensively, Andy Mizak tied a Scot school record with 4.0 sacks.

GAME 8

WOOSTER 59 HIRAM 0

Oct. 30 • at Henry Field • Hiram, Ohio

| | 1 | 2 | 3 | 4 | F |
|---------|----|---|----|----|----|
| WOOSTER | 24 | 7 | 14 | 14 | 59 |
| HIRAM | 0 | 0 | 0 | 0 | 0 |

| Qtr. | Time | Team | Play |
|------|-------|------|--|
| 1 | 11:50 | WOO | McNally 22-yard field goal |
| | 9:43 | WOO | Sutton 5-yard run (McNally kick) |
| | 7:07 | WOO | Sutton 18-yard run (McNally kick) |
| | :52 | WOO | McNally 9-yard pass from Schafer (McNally kick) |
| 2 | 8:37 | WOO | Sutton 1-yard run (McNally kick) |
| 3 | 4:06 | WOO | McNally 11-yard pass from Schafer (McNally kick) |
| | :16 | WOO | Swearingen 7-yard pass from Schafer (McNally kick) |
| 4 | 8:01 | WOO | Tinsley 1-yard run (McNally kick) |
| | :25 | WOO | Anderson 5-yard run (McNally kick) |

Final Statistics

TEAM STATISTICS

| | WOO | HIR |
|-----------------|-----------|-----------|
| First Downs | 33 | 8 |
| Rushes/Yards | 64/421 | 17/7 |
| Passes/Yards | 17-24/235 | 14-38/158 |
| Plays/Yards | 88/656 | 55/165 |
| Turnovers (F-I) | 1 (0-1) | 2 (0-2) |
| Penalties/Yards | 12/165 | 3/32 |
| Punts/Avg. | 0/0.0 | 6/30.3 |
| 3rd Down Conv. | 9-14 | 4-14 |
| Time of Poss. | 41:17 | 18:43 |
| Sacks By-Yards | 2-4 | 2-10 |

INDIVIDUAL LEADERS

| Team | Player | Stats |
|-----------|--------------|-----------|
| Rushing | | |
| Wooster | Sutton | 26/239 |
| Hiram | Endres, Paes | 1/5 |
| Passing | | |
| Wooster | Schafer | 11-18/176 |
| Hiram | Kravitz | 13-29/150 |
| Receiving | | |
| Wooster | McNally | 6/110 |
| Hiram | Exline | 6/33 |
| Tackles | | |
| Wooster | Kight, Vega | 4 |
| Hiram | Boxler | 9 |

GAME SUMMARY/NOTES: Five different Wooster players scored touchdowns and the defense posted its first shutout since Nov. 16, 2001, as the Scots easily handled host Hiram 59-0 to improve to 8-0 for the first time since 1923 ... Down 24-0 to start the second quarter, the Terriers put together a scoring threat. They marched the ball down to the Wooster 14, but on a 2nd-and-five play, were penalized for offensive pass interference, and later, turned it over on downs. The Terriers only advanced the ball into Scot territory one other time throughout the rest of the game ... Tony Sutton's 239 rushing yards and three touchdowns all came in the first half, and he became the NCAC's career leader in total touchdowns (69) and scoring (414 points) during his 26th game, surpassing Wittenberg's Casey Donaldson, who scored 68 touchdowns and 408 points in a 39-game career.

GAME 9

WOOSTER 64 WITTENBERG 58

Nov. 6 • at John P. Papp Stadium • Wooster, Ohio

| | 1 | 2 | 3 | 4 | OT | F |
|------------|----|----|----|----|----|----|
| WITTENBERG | 17 | 0 | 20 | 21 | 0 | 58 |
| WOOSTER | 13 | 21 | 21 | 3 | 6 | 64 |

| Qtr. | Time | Team | Play |
|------|-------|------|--|
| 1 | 13:23 | WITT | Murray 3-yard run (Porter kick) |
| | 10:27 | WOO | Sutton 14-yard pass from Schafer (kick failed) |
| | 8:31 | WITT | Freeman 16-yard pass from Holmes (Porter kick) |
| | 6:11 | WOO | McNally 35-yard pass from Schafer (McNally kick) |
| | 2:26 | WITT | Porter 29-yard field goal |
| 2 | 7:32 | WOO | Schafer 7-yard run (McNally kick) |
| | 5:18 | WOO | McNally 71-yard pass from Schafer (McNally kick) |
| | 1:19 | WOO | Schafer 6-yard run (McNally kick) |
| 3 | 14:08 | WOO | Sutton 31-yard run (McNally kick) |
| | 10:17 | WOO | Sutton 2-yard run (McNally kick) |
| | 8:11 | WITT | Murray 7-yard run (Porter kick) |
| | 5:13 | WITT | Murray 3-yard run (Porter kick) |
| | 2:22 | WOO | Sutton 8-yard run (McNally kick) |
| | 1:03 | WITT | Freeman 36-yard pass from Holmes (kick blocked) |
| 4 | 12:46 | WOO | McNally 24-yard field goal |
| | 12:26 | WITT | Block 98-yard kickoff return (Porter kick) |
| | 4:16 | WITT | Kubilus 27-yard pass from Holmes (Porter kick) |
| | :15 | WITT | Holmes 3-yard run (Porter kick) |
| OT | | WOO | Sutton 13-yard run |

Final Statistics

TEAM STATISTICS

| | WITT | WOO |
|-----------------|-----------|-----------|
| First Downs | 23 | 28 |
| Rushes/Yards | 26/113 | 55/323 |
| Passes/Yards | 25-44/439 | 12-20/315 |
| Plays/Yards | 70/552 | 75/638 |
| Turnovers (F-I) | 1 (0-1) | 1 (1-0) |
| Penalties/Yards | 8/70 | 4/41 |
| Punts/Avg. | 6/35.5 | 4/36.0 |
| 3rd Down Conv. | 3-13 | 5-11 |
| Time of Poss. | 26:01 | 33:59 |
| Sacks By-Yards | 1-6 | 0-0 |

INDIVIDUAL LEADERS

| Team | Player | Stats |
|------------|---------|-----------|
| Rushing | | |
| Wittenberg | Murray | 23/107 |
| Wooster | Sutton | 38/221 |
| Passing | | |
| Wittenberg | Holmes | 25-44/439 |
| Wooster | Schafer | 12-20/315 |
| Receiving | | |
| Wittenberg | Freeman | 10/177 |
| Wooster | McNally | 5/167 |
| Tackles | | |
| Wittenberg | Fonseca | 12 |
| Wooster | Cline | 12 |

GAME SUMMARY/NOTES: Keith Adams intercepted a pass on the initial play of overtime and Wooster then turned to Tony Sutton for three-straight carries, the last of which he took 13 yards for the winning touchdown, as the Scots defeated long-time nemesis Wittenberg 64-58 ... The Tigers, who had won 26 of the teams' last 27 games, erased what were once 48-17 and 58-37 deficits, tying it on a 4th-down play with just :15 left ... The teams' 122 combined points set a conference record.

2004 GAME RECAPS

GAME 10 WOOSTER 24 OHIO WESLEYAN 6

Nov. 13 • at Selby Field • Delaware, Ohio

| | 1 | 2 | 3 | 4 | F |
|---------------|---|---|---|----|----|
| WOOSTER | 7 | 3 | 0 | 14 | 24 |
| OHIO WESLEYAN | 0 | 6 | 0 | 0 | 6 |

| Qtr. | Time | Team | Play |
|------|-------|------|---|
| 1 | 2:30 | WOO | Schafer 2-yard run (McNally kick) |
| 2 | 6:34 | OWU | Vasileff 8-yard pass from Sir Louis (kick failed) |
| | 1:36 | WOO | McNally 38-yard field goal |
| 4 | 13:29 | WOO | Vyrostek 26-yard pass from Schafer (McNally kick) |
| | 3:51 | WOO | Sutton 24-yard run (McNally kick) |

Final Statistics

TEAM STATISTICS

| | WOO | OWU |
|-----------------|----------|-----------|
| First Downs | 16 | 20 |
| Rushes/Yards | 46/207 | 45/154 |
| Passes/Yards | 7-17/116 | 15-32/185 |
| Plays/Yards | 63/323 | 77/339 |
| Turnovers (F-I) | 0 (0-0) | 1 (1-0) |
| Penalties/Yards | 6/53 | 2/18 |
| Punts/Avg. | 8/36.1 | 6/35.2 |
| 3rd Down Conv. | 3-13 | 7-17 |
| Time of Poss. | 29:36 | 30:24 |
| Sacks By-Yards | 1-5 | 2-13 |

INDIVIDUAL LEADERS

| | | |
|---------------|-----------|-----------|
| Rushing | | |
| Wooster | Sutton | 37/208 |
| Ohio Wesleyan | Rice | 5/61 |
| Passing | | |
| Wooster | Schafer | 7-16/116 |
| Ohio Wesleyan | Sir Louis | 15-32/185 |
| Receiving | | |
| Wooster | McNally | 5/86 |
| Ohio Wesleyan | Rice | 5/60 |
| Tackles | | |
| Wooster | Cline | 16 |
| Ohio Wesleyan | Clervoix | 10 |

GAME SUMMARY/NOTES: Wooster used a pair of fourth-quarter touchdowns to pull away from Ohio Wesleyan 24-6 in the defacto NCAC championship game. While the Scots had already clinched a share of the title going into it, the winner was guaranteed the NCAC's automatic bid to the NCAA Div. III Football Championship ... Justin Schafer and Mike Vyrostek made the play of the game, as on 3rd-and-24 early in the fourth quarter, the quarterback avoided a sack and found his tight end, who caught the ball around the two-yard line and then broke a tackle en route to a 26-yard touchdown - the first of Vyrostek's career ... Trailing 17-6, the Bishops appeared they were going to answer Wooster's score, driving 69 yards to the one-yard line. On first-and-goal, though, Ryan Sir Louis had trouble handling the snap and Bobby Vega pounced on the ball for the game's only turnover ... Two drives later, Tony Sutton sealed the Scots' first perfect regular season since 1923, first outright conference championship since 1934, and first-ever berth into the postseason with a 24-yard touchdown run ... Sutton became the NCAC's career rushing leader (5,248) and also set the league's single-season mark for all-purpose yards (2,221).

GAME 11 WOOSTER 41 AURORA 34

Nov. 20 • at John P. Papp Stadium • Wooster, Ohio

| | 1 | 2 | 3 | 4 | F |
|---------|----|---|---|----|----|
| AURORA | 13 | 7 | 0 | 14 | 34 |
| WOOSTER | 14 | 3 | 7 | 17 | 41 |

| Qtr. | Time | Team | Play |
|------|-------|------|--|
| 1 | 10:21 | AUR | Bieritz 31-yard pass from Hornung (Ayers kick) |
| | 8:24 | WOO | Sutton 1-yard run (McNally kick) |
| | 4:23 | AUR | Bieritz 11-yard pass from Hornung (kick blocked) |
| | 2:52 | WOO | Sutton 37-yard run (McNally kick) |
| 2 | 12:51 | AUR | Lehr 2-yard pass from Hornung (Ayers kick) |
| | 2:04 | WOO | McNally 31-yard field goal |
| 3 | :49 | WOO | Sutton 10-yard run (McNally kick) |
| 4 | 11:23 | WOO | McNally 37-yard field goal |
| | 4:47 | AUR | Whalen 65-yard run (Ayers kick) |
| | 4:04 | WOO | Sutton 41-yard run (McNally kick) |
| | 2:34 | WOO | Sutton 31-yard run (McNally kick) |
| | 2:01 | AUR | Whalen 2-yard run (Ayers kick) |

Final Statistics

TEAM STATISTICS

| | AUR | WOO |
|-----------------|-----------|-----------|
| First Downs | 23 | 15 |
| Rushes/Yards | 53/188 | 35/191 |
| Passes/Yards | 19-31/215 | 10-19/129 |
| Plays/Yards | 84/403 | 54/320 |
| Turnovers (F-I) | 1 (0-1) | 2 (1-1) |
| Penalties/Yards | 11/97 | 5/35 |
| Punts/Avg. | 7/32.1 | 5/35.6 |
| 3rd Down Conv. | 8-20 | 2-8 |
| Time of Poss. | 36:16 | 23:44 |
| Sacks By-Yards | 3-24 | 5-42 |

INDIVIDUAL LEADERS

| | | |
|-----------|---------|-----------|
| Rushing | | |
| Aurora | Whalen | 16/142 |
| Wooster | Sutton | 28/209 |
| Passing | | |
| Aurora | Hornung | 19-31/215 |
| Wooster | Schafer | 10-19/129 |
| Receiving | | |
| Aurora | Bieritz | 8/110 |
| Wooster | Schrock | 3/8 |
| Tackles | | |
| Aurora | Tate | 8 |
| Wooster | Cline | 14 |

GAME SUMMARY/NOTES: Tony Sutton touchdown runs from 41 and 34 yards away within a 1:30 span late in the fourth quarter broke open a 27-27 tie, propelling Wooster to a 41-34 victory over Aurora in a first-round NCAA Div. III playoff game ... Deadlocked at 27 with 4:41 remaining, Sutton turned three-straight touches - a 16-yard kickoff return to the 34, a screen pass that went for 25 yards, and then a 41-yard run - into a score that gave the Scots the lead back ... After a three-and-out for the Spartans, Keith Adams returned a punt to the Aurora 38 and it only took two rushes for Sutton to score his fifth touchdown of the day ... The Spartans returned the ensuing kickoff 75 yards and were able to pull back within 41-34 at the 2:01 mark, but Wooster then recovered an on-sides kick and got a first down to secure the win ... Sutton's 12th career 200-yard rushing game (209) gave him over 2,000 on the season (2,084) ... Adams had a big day with 91 punt return yards, including 39- and 38-yard scampers.

GAME 12 CARTHAGE 14 WOOSTER 7

Nov. 27 • at John P. Papp Stadium • Wooster, Ohio

| | 1 | 2 | 3 | 4 | F |
|----------|---|---|---|---|----|
| CARTHAGE | 7 | 7 | 0 | 0 | 14 |
| WOOSTER | 0 | 7 | 0 | 0 | 7 |

| Qtr. | Time | Team | Play |
|------|-------|------|--|
| 1 | 14:44 | CAR | Thompson 94-yard kickoff return (Denny kick) |
| 2 | 12:35 | CAR | Cichon 11-yard fumble recovery (Denny kick) |
| | :18 | WOO | Schafer 4-yard run (McNally kick) |

Final Statistics

TEAM STATISTICS

| | CAR | WOO |
|-----------------|---------|---------|
| First Downs | 5 | 15 |
| Rushes/Yards | 46/38 | 41/138 |
| Passes/Yards | 4-19/22 | 6-32/73 |
| Plays/Yards | 65/60 | 73/211 |
| Turnovers (F-I) | 0 (0-0) | 7 (5-2) |
| Penalties/Yards | 6/80 | 3/25 |
| Punts/Avg. | 11/41.5 | 9/33.4 |
| 3rd Down Conv. | 2-18 | 1-15 |
| Time of Poss. | 32:31 | 27:29 |
| Sacks By-Yards | 5-42 | 5-53 |

INDIVIDUAL LEADERS

| | | |
|-----------|----------------|---------|
| Rushing | | |
| Carthage | Washington | 34/77 |
| Wooster | Sutton | 28/156 |
| Passing | | |
| Carthage | Garza | 4-17/22 |
| Wooster | Schafer | 5-17/64 |
| Receiving | | |
| Carthage | Johnson | 2/10 |
| Wooster | Slovensky | 2/28 |
| Tackles | | |
| Carthage | Fox, Pelkowski | 8 |
| Wooster | Cline | 14 |

GAME SUMMARY/NOTES: Carthage scored a special teams and defensive touchdown and forced Wooster into seven turnovers en route to capturing a 14-7 win in an NCAA Div. III Football Championship second-round game ... The Redmen, who entered the game leading Div. III in turnover margin (+24), forced the Scots into a school-record five fumbles as well as two interceptions without turning the ball over once ... Carthage's opportunistic defense and special teams overcame a heroic effort by the Wooster defense, as it turned away several golden scoring opportunities and limited the Redmen to just five first downs and 60 total yards on 65 plays, or an average of less than one yard per snap (0.9) ... The Scots struggled offensively as well, amassing 15 first downs and 211 yards, with most of it coming from Tony Sutton - 156 yards on 28 rushes ... The defenses combined for 10 sacks (five apiece), including 2.0 from Wooster's Andy Mizak, which gave him a school-record 15.0 on the year ... The Scots saw their memorable season come to a close with a team-record 11 wins (11-1).

ALL-TIME TEAM RECORDS FOR A GAME

Wooster

| | High | Low |
|---------------------|------------------------------------|----------------------------------|
| SCORING | 95 vs. Hiram, 1906 | *0 at Trinity (Texas), 1995 |
| FIRST DOWNS | 34 at Kenyon, 2004 | 0 at Case Western Reserve, 1985 |
| Rushing | 24 at Kenyon, 2004 | *0 at Kenyon, 1985 |
| Passing | 17 at Allegheny, 1997 | *0 at Case Western Reserve, 1985 |
| Penalty | 5 vs. Grove City, 1989 | *0 at Ohio Wesleyan, 2004 |
| NET YARDS RUSHING | 541 at Kenyon, 2004 | 44 vs. Ohio Wesleyan, 1991 |
| Rushing Attempts | 81 at Oberlin, 1989 | 17 at Case Western Reserve, 1985 |
| Average Per Rush | | |
| TDs Rushing | | *0 vs. Denison, 2003 |
| NET YARDS PASSING | 468 at Oberlin, 1997 | 12 at Capital, 1967 |
| Completions | 34 vs. Kalamazoo, 1992 | 1 at Centre, 1971 |
| Attempts | 51 vs. Kalamazoo, 1992 | 5 vs. Rochester, 1986 |
| Completion Pct. | | |
| Average Per Catch | | |
| TDs Passing | | *0 vs. Denison, 2003 |
| TOTAL OFFENSE | 791 at Kenyon, 2004 | 30 at Defiance, 1992 |
| Total Plays | 93 at Oberlin, 1989 | 31 at Case Western Reserve, 1985 |
| Average Per Play | | |
| KICK RETURN YARDAGE | 277 at Baldwin-Wallace, 1973 | |
| No. of Returns | *10 vs. Wittenberg, 1994 | |
| Average Per Return | | |
| PUNT RETURN YARDAGE | 205 vs. Case Western Reserve, 2004 | |
| No. of Returns | 10 vs. Case Western Reserve, 2004 | |
| Average Per Return | | |
| PENALTY YARDAGE | 167 at Earlham, 2003 | *0 vs. Ashland, 1968 |
| No. of Penalties | 14 vs. Oberlin, 1967 | *0 vs. Ashland, 1968 |
| PUNTING YARDAGE | | |
| No. of Punts | 13 at Ohio Wesleyan, 1990 | *0 at Hiram, 2004 |
| Average Per Punt | 46.2 vs. Grove City, 1998 | 24.0 at Mt. Union, 1991 |
| TURNOVERS | 9 vs. Ashland, 1969 | *0 at Ohio Wesleyan, 2004 |
| Fumbles Lost | 5 vs. Carthage, 2004 | *0 at Ohio Wesleyan, 2004 |
| Interceptions | 6 vs. Mt. Union, 1974 | *0 at Ohio Wesleyan, 2004 |

Opponents

| | High | Low |
|---------------------|---------------------------------|---------------------------|
| SCORING | 74, Ohio State, 1909 | *0, Hiram, 2004 |
| FIRST DOWNS | 34, Allegheny, 1994 | 1, Oberlin, 1980 |
| Rushing | 26, Carnegie Mellon, 1991 | 0, Hiram, 2004 |
| Passing | 21, Hope, 2003 | |
| Penalty | 6, Denison, 1968 | *0, Carthage, 2004 |
| NET YARDS RUSHING | 505, Allegheny, 1994 | 43, Kenyon, 1967 |
| Rushing Attempts | 85, Ohio Wesleyan, 1988 | 15, Oberlin, 1989 |
| Average Per Rush | | |
| TDs Rushing | | *0, Carthage, 2004 |
| NET YARDS PASSING | 439, Wittenberg, 2004 | 0, Mt. Union, 1974 |
| Completions | *31, Wabash, 2004 | 0, Mt. Union, 1974 |
| Attempts | 66, Bethany, 2002 | 2, Wittenberg, 1976 |
| Completion Pct. | | |
| Average Per Catch | | |
| TDs Passing | | *0, Carthage, 2004 |
| TOTAL OFFENSE | 774, Allegheny, 1994 | 2, Kenyon, 1967 |
| Total Plays | 110, Bethany, 2002 | 33, Earlham, 1997 |
| Average Per Play | | |
| KICK RETURN YARDAGE | 218, Wittenberg, 2004 | 0, Wabash, 1985 |
| No. of Returns | 11, Kenyon, 2004 | 0, Wabash, 1985 |
| Average Per Return | | |
| PUNT RETURN YARDAGE | 105, Denison, 1967 | 6, Ohio Wesleyan, 2004 |
| No. of Returns | 10, Wittenberg, 1993 | *0, Hiram, 2004 |
| Average Per Return | | |
| PENALTY YARDAGE | *145, Allegheny, 1988 | *0, Mt. Union, 1971 |
| No. of Penalties | 15, Allegheny, 1986 | *0, Mt. Union, 1971 |
| PUNTING YARDAGE | | |
| No. of Punts | *12, Case Western Reserve, 2004 | *0, Grove City, 1988 |
| Average Per Punt | 50.0, Baldwin-Wallace, 1972 | 21.3, Ohio Wesleyan, 1988 |
| TURNOVERS | 9, Oberlin, 1989 | *0, Carthage, 2004 |
| Fumbles Lost | 6, Oberlin, 1989 | *0, Carthage, 2004 |
| Interceptions | 6, Kenyon, 1974 | *0, Carthage, 2004 |

* indicates statistic has occurred numerous times and most recent game is listed

Wooster's Misc. Records

| | |
|---|----------------|
| Longest Rushing Touchdown | 98 yards |
| Dick Jacobs vs. Kenyon on Oct. 3, 1953 | |
| Longest Passing Touchdown | 91 yards |
| Vic Rowcliffe to Phil Puryear at Case Western Reserve on Sept. 29, 1990 | |
| Longest Field Goal | 49 yards |
| Dave Baka at Ohio Wesleyan on Sept. 27, 1986 | |
| Longest Punt | 73 yards |
| Tim Gargas at Oberlin on Oct. 10, 1992 | |
| Longest Fumble Return | 95 yards |
| George Weisenbach at Akron on Oct. 21, 1933 | |
| Longest Interception Return | 100 yards |
| Ryan Jayne vs. Hope on Sept. 6, 2003 | |
| Longest Punt Return | 98 yards |
| Mark Griggs vs. Oberlin on Sept. 13, 1980 | |
| Longest Kickoff Return | 90 yards |
| Tony Sutton vs. Allegheny on Oct. 2, 2004 | |
| Art Wilson at Carnegie Tech on Sept. 24, 1966 | |
| Longest Winning Streak | 23 games |
| 1918-21 | |
| Longest Losing Streak | 12 games |
| 1910-12 | |
| Most Consecutive Shutouts | 13 games |
| 1919-20 | |
| Most Consecutive Games Without Being Shutout | 92 games |
| 1996-present | |
| Highest Final National Ranking | |
| American Football Coaches' Association | No. 11, 2004 |
| D3Football.com | No. 10, 2004 |
| Football Gazette | No. 4, 1997 |
| Highest National Ranking | |
| American Football Coaches' Association | No. 6, 2004 |
| D3Football.com | No. 5, 2004 |
| Football Gazette | No. 4, 1997-98 |
| Last Time Nationally Ranked | 2004 |

ALL-TIME INDIVIDUAL RECORDS FOR A GAME

OFFENSIVE PLAYS (50 or more)

| | | |
|----|----|---|
| 1. | 57 | —Craig Lombardi vs. Case Western Reserve (1987) |
| 2. | 54 | —Don Matthews vs. John Carroll (1986) |
| 3. | 51 | —Justin Abraham vs. Wittenberg (1999) |
| 4. | 51 | —Rich Judd vs. Allegheny (1995) |
| 5. | 50 | —Justin Alaburda vs. Allegheny (2001) |
| 50 | | —Rich Judd vs. Centre (1996) |

TOTAL OFFENSE (350 or more)

| | | |
|----|-----|---------------------------------------|
| 1. | 446 | —Rich Judd vs. Oberlin (1997) |
| 2. | 413 | —Justin Schafer vs. Wittenberg (2004) |
| 3. | 390 | —John Ramstier vs. Kalamazoo (1992) |
| 4. | 352 | —Rich Judd vs. Allegheny (1997) |

RUSHING ATTEMPTS (40 or more)

| | | |
|----|----|--|
| 1. | 49 | —Eric Robinson vs. Earlham (1992) |
| 2. | 45 | —Brian Grandison vs. Oberlin (1989) |
| 3. | 44 | —Brian Grandison vs. Case Western Reserve (1991) |
| 4. | 41 | —Tony Sutton vs. Wittenberg (2003) |
| 41 | | —Eric Robinson vs. Wilmington (1992) |
| 41 | | —Brian Grandison vs. Denison (1991) |
| 41 | | —Steve McClellan vs. Ashland (1959) |

RUSHING YARDS (200 or more)

| | | |
|-----|-----|--|
| 1. | 338 | —Tony Sutton vs. Case Western Reserve (2003) |
| 2. | 313 | —Tony Sutton vs. Ohio Wesleyan (2002) |
| 3. | 292 | —Brian Grandison vs. Earlham (1991) |
| 4. | 286 | —Tony Sutton vs. Kenyon (2004) |
| 5. | 273 | —Tony Sutton vs. Earlham (2003) |
| 6. | 272 | —Dick Jacobs vs. Oberlin (1954) |
| 7. | 270 | —Tony Sutton vs. Denison (2003) |
| 8. | 261 | —Tony Sutton vs. Case Western Reserve (2002) |
| 9. | 258 | —Eric Robinson vs. Wilmington (1992) |
| 10. | 240 | —Tom Dingle vs. Oberlin (1956) |
| 11. | 239 | —Tony Sutton vs. Hiram (2004) |
| 12. | 224 | —Scott Jones vs. Denison (2002) |
| 13. | 224 | —Tony Sutton vs. Earlham (2002) |
| 14. | 221 | —Tony Sutton vs. Wittenberg (2004) |
| 15. | 214 | —Brian Grandison vs. Earlham (1990) |
| 16. | 209 | —Tony Sutton vs. Aurora (2004) |
| 17. | 208 | —Tony Sutton vs. Ohio Wesleyan (2004) |
| 17. | 208 | —Jeff Wise vs. Oberlin (1971) |
| 19. | 206 | —Will Schober vs. Case Western Reserve (1999) |
| 20. | 205 | —Brian Grandison vs. Case Western Reserve (1989) |
| 20. | 205 | —Mike Gordon vs. Hiram (1966) |
| 22. | 204 | —Tony Sutton vs. Allegheny (2002) |
| 23. | 202 | —Eric Robinson vs. Earlham (1992) |

YARDS PER RUSH (12.0 or more, min. five attempts)

| | | |
|----|------|--|
| 1. | 17.2 | (6-103) —Mike Gordon vs. Oberlin (1967) |
| 2. | 16.0 | (6-96) —Brock Wanless vs. Earlham (1998) |
| 3. | 15.5 | (11-171) —Tony Sutton vs. Bethany (2002) |
| 4. | 13.6 | (14-190) —Tom Dingle vs. Oberlin (1955) |
| 5. | 12.9 | (15-193) —Tony Sutton vs. Bethany (2003) |

RUSHING TOUCHDOWNS (4 or more)

| | | |
|-----|---|--|
| 1. | 6 | —Tony Sutton vs. Kenyon (2004) |
| 6 | | —Tony Sutton vs. Earlham (2003) |
| 6 | | —Tony Sutton vs. Case Western Reserve (2003) |
| 6 | | —Tom Dingle vs. Oberlin (1956) |
| 5. | 5 | —Tony Sutton vs. Aurora (2004) |
| 5 | | —Tony Sutton vs. Wittenberg (2003) |
| 5 | | —Tony Sutton vs. Denison (2003) |
| 5 | | —Scott Jones vs. Denison (2002) |
| 5 | | —Tony Sutton vs. Ohio Wesleyan (2002) |
| 5 | | —Tom Dingle vs. Oberlin (1955) |
| 11. | 4 | —Tony Sutton vs. Wittenberg (2004) |
| 4 | | —Tony Sutton vs. Earlham (2002) |
| 4 | | —Brian Grandison vs. Earlham (1990) |

PASSES COMPLETED (24 or more)

| | | |
|----|----|---------------------------------------|
| 1. | 34 | —John Ramstier vs. Kalamazoo (1992) |
| 2. | 28 | —Don Matthews vs. John Carroll (1986) |
| 3. | 25 | —Rich Judd vs. Kenyon (1995) |
| 4. | 24 | —Three times |

PASSES ATTEMPTED (42 or more)

| | | |
|----|----|---|
| 1. | 51 | —John Ramstier vs. Kalamazoo (1992) |
| 2. | 48 | —Justin Abraham vs. Wittenberg (1999) |
| 3. | 47 | —Craig Lombardi vs. Case Western Reserve (1987) |
| 4. | 45 | —Don Matthews vs. John Carroll (1986) |
| 5. | 44 | —Justin Abraham vs. Allegheny (1999) |
| 6. | 42 | —Two times |

COMPLETION PCT. (.725 or higher, min. 10 attempts)

| | | |
|----|------|---|
| 1. | .773 | (17-22) —Rich Judd vs. Oberlin (1998) |
| 2. | .750 | (21-28) —Vic Rowcliffe vs. Denison (1991) |
| 3. | .727 | (16-22) —Vic Rowcliffe vs. Allegheny (1991) |

PASSING YARDS (300 or more)

| | | |
|----|-----|---------------------------------------|
| 1. | 414 | —Rich Judd vs. Oberlin (1997) |
| 2. | 400 | —John Ramstier vs. Kalamazoo (1992) |
| 3. | 326 | —Justin Abraham vs. Hiram (2000) |
| 3. | 326 | —Rich Judd vs. Kenyon (1996) |
| 5. | 323 | —Jeff Spraggins vs. Kalamazoo (2001) |
| 5. | 323 | —Rich Judd vs. Ohio Wesleyan (1996) |
| 7. | 321 | —Rich Judd vs. Allegheny (1997) |
| 8. | 315 | —Justin Schafer vs. Wittenberg (2004) |
| 9. | 311 | —Justin Abraham vs. Kalamazoo (2000) |

PASSES FOR TOUCHDOWNS (4 or more)

| | | |
|----|---|-------------------------------------|
| 1. | 5 | —Jeff Spraggins vs. Kenyon (1999) |
| 5 | | —Rich Judd vs. Oberlin (1997) |
| 5 | | —Rich Judd vs. Ohio Wesleyan (1996) |
| 4. | 4 | —10 times |

PASSES HAD INTERCEPTED (4 or more)

| | | |
|----|---|-------------|
| 1. | 4 | —Nine times |
|----|---|-------------|

RECEPTIONS (10 or more)

| | | |
|----|----|--|
| 1. | 13 | —Brandon Good vs. Allegheny (1997) |
| 2. | 12 | —Brandon Good vs. Denison (1998) |
| 12 | | —Price Daw vs. Allegheny (1950) |
| 4. | 11 | —Chris Cabot vs. Kalamazoo (2000) |
| 11 | | —Brandon Good vs. Ohio Wesleyan (1998) |
| 11 | | —Brandon Good vs. Ohio Wesleyan (1997) |
| 7. | 10 | —Two times |

RECEIVING YARDS (150 or more)

| | | |
|-----|-----|--|
| 1. | 200 | —Chris Cabot vs. Kenyon (2001) |
| 2. | 195 | —Brandon Good vs. Allegheny (1997) |
| 3. | 183 | —Chris Cabot vs. Kenyon (1999) |
| 3. | 183 | —Brandon Good vs. Ohio Wesleyan (1996) |
| 5. | 175 | —Darryl Simmons vs. Kalamazoo (2001) |
| 6. | 169 | —Reggie Ray vs. Oberlin (1997) |
| 7. | 167 | —Richie McNally vs. Wittenberg (2004) |
| 8. | 164 | —Chris Cabot vs. Hiram (2000) |
| 9. | 163 | —Price Daw vs. Allegheny (1950) |
| 10. | 160 | —Ned Compton vs. Otterbein (1974) |

YARDS PER RECEPTION (32.0 or more, min. three receptions)

| | | |
|----|------|---|
| 1. | 43.3 | (3-131) —Phil Puryear vs. Case West. Reserve (1990) |
| 2. | 40.3 | (3-121) —Tim Jackson vs. Ohio Wesleyan (1998) |
| 3. | 33.8 | (5-169) —Reggie Ray vs. Oberlin (1997) |
| 4. | 33.4 | (5-167) —Richie McNally vs. Wittenberg (2004) |

RECEIVING TOUCHDOWNS (3 or more)

| | | |
|----|---|--|
| 1. | 4 | —Chris Cabot vs. Kenyon (1999) |
| 4 | | —Brandon Good vs. Ohio Wesleyan (1996) |
| 3. | 3 | —Five times |

TOTAL POINTS (30 or more)

| | | |
|----|----|--|
| 1. | 36 | —Tony Sutton vs. Kenyon (2004) |
| 36 | | —Tony Sutton vs. Earlham (2003) |
| 36 | | —Tony Sutton vs. Case Western Reserve (2003) |
| 36 | | —Tom Dingle vs. Oberlin (1956) |
| 5. | 30 | —Tony Sutton vs. Aurora (2004) |
| 30 | | —Tony Sutton vs. Wittenberg (2004) |
| 30 | | —Tony Sutton vs. Wittenberg (2003) |
| 30 | | —Tony Sutton vs. Denison (2003) |
| 30 | | —Scott Jones vs. Denison (2002) |
| 30 | | —Tony Sutton vs. Ohio Wesleyan (2002) |
| 30 | | —Tom Dingle vs. Oberlin (1955) |

TOTAL TOUCHDOWNS (5 or more)

| | |
|----|-----------|
| 1. | see above |
|----|-----------|

TACKLES (22 or more)

| | | |
|----|----|---|
| 1. | 24 | —John Marcinek vs. Ohio Wesleyan (1992) |
| 24 | | —Jim Gordon vs. Ohio Wesleyan (1990) |
| 24 | | —Geoff Belz vs. Case Western Reserve (1988) |
| 4. | 23 | —Geoff Belz vs. Ohio Wesleyan (1988) |
| 6. | 23 | —Jeff Price vs. Denison (1988) |
| 6. | 22 | —Two times |

SACKS (2.5 or more)

| | | |
|-----|-----|--|
| 1. | 4.0 | —Andy Mizak vs. Oberlin (2004) |
| 4.0 | | —Henry Adams vs. Grove City (1989) |
| 3. | 3.5 | —Andy Mizak vs. Wabash (2003) |
| 4. | 3.0 | —Andy Mizak vs. Aurora (2004) |
| 3.0 | | —Drew Fay vs. Kenyon (2001) |
| 3.0 | | —Kevin Heintschel vs. Oberlin (2000) |
| 3.0 | | —Brad Horst vs. Ohio Wesleyan (1998) |
| 3.0 | | —Brock Jones vs. Case Western Reserve (1987) |
| 3.0 | | —Geoff Belz vs. Oberlin (1986) |
| 10. | 2.5 | —Three times |

INTERCEPTIONS (3 or more)

| | | |
|----|---|-------------------------------------|
| 1. | 4 | —Seth Mastrine vs. Allegheny (1999) |
| 2. | 3 | —Dale Fortner vs. Oberlin (1978) |
| 3 | | —Don Swegan vs. Denison (1946) |

EXTRA POINTS (8 or more)

| | | |
|----|----|---|
| 1. | 12 | —Richie McNally vs. Kenyon (2004) |
| 2. | 9 | —Richie McNally vs. Bethany (2003) |
| 9 | | —Joe Zombek vs. Oberlin (1999) |
| 4. | 8 | —Richie McNally vs. Hiram (2004) |
| 8 | | —Richie McNally vs. Oberlin (2004) |
| 8 | | —Richie McNally vs. Case Western Reserve (2003) |
| 8 | | —Richie McNally vs. Denison (2002) |
| 8 | | —Dave Poetter vs. Oberlin (1967) |
| 8 | | —Kevin Lynch vs. Oberlin (1978) |

FIELD GOALS (3 or more)

| | | |
|----|---|----------------------------------|
| 1. | 4 | —Ben Arnold vs. Allegheny (1997) |
| 2. | 3 | —Six times |

PUNTS (12 or more)

| | | |
|----|----|-----------------------------------|
| 1. | 13 | —Pete Moore vs. Wittenberg (1976) |
| 2. | 12 | —Three times |

PUNTING YARDAGE (450 or more)

| | | |
|----|-----|--------------------------------------|
| 1. | 482 | —Pete Moore vs. Wittenberg (1976) |
| 2. | 461 | —Matt Mahaffey vs. Grove City (1997) |

PUNTING AVERAGE (45.0 or more, min. three attempts)

| | | |
|----|------|--|
| 1. | 52.0 | (3-156) —Matt Mahaffey vs. Denison (1997) |
| 2. | 47.5 | (4-190) —Matt Mahaffey vs. Allegheny (1998) |
| 3. | 46.2 | (5-231) —Matt Mahaffey vs. Grove City (1998) |
| 4. | 45.2 | (5-226) —Pete Moore vs. Muskingum (1977) |
| 5. | 45.0 | (5-225) —Pete Moore vs. Capital (1976) |

PUNT RETURNS (7 or more)

| | | |
|----|---|--|
| 1. | 9 | —Keith Adams vs. Case Western Reserve (2004) |
| 9 | | —Seth Mastrine vs. Wabash (2000) |
| 8 | | —Sly Slaughter vs. Oberlin (1994) |
| 8 | | —Nick Hajjar vs. Ohio Wesleyan (2002) |
| 7. | 7 | —Seth Mastrine vs. Denison (1998) |

PUNT RETURN YARDS (85 or more)

| | | |
|----|-----|--|
| 1. | 194 | —Keith Adams vs. Case Western Reserve (2004) |
| 2. | 111 | —Seth Mastrine vs. Wabash (2000) |
| 3. | 98 | —Mark Griggs vs. Oberlin (1980) |
| 4. | 97 | —Nick Hajjar vs. Denison (2002) |
| 5. | 96 | —Nick Hajjar vs. Allegheny (2002) |
| 6. | 95 | —Tim Jackson vs. Oberlin (1980) |
| 7. | 94 | —Sly Slaughter vs. Oberlin (1994) |
| 8. | 91 | —Keith Adams vs. Aurora (2004) |

PUNT RETURN AVERAGE (20.0 or more, min. three attempts)

| | | |
|----|------|--|
| 1. | 28.0 | (3-84) —Nick Hajjar vs. Allegheny (2001) |
| 2. | 24.3 | (3-73) —Phil Puryear vs. Earlham (1990) |
| 3. | 23.8 | (4-95) —Tim Jackson vs. Oberlin (1980) |
| 4. | 21.6 | (9-194) —Adams vs. Case Western Reserve (2004) |
| 5. | 20.7 | (3-62) —Tim Jackson vs. DePauw (1977) |
| 6. | 20.0 | (3-60) —Seth Mastrine vs. Wittenberg (1999) |

KICKOFF RETURNS (7 or more)

| | | |
|----|---|--|
| 1. | 9 | —Phil Puryear vs. Mt. Union (1990) |
| 2. | 7 | —Nick Hajjar vs. Wittenberg (2003) |
| 7 | | —Travis Booker vs. Allegheny (1994) |
| 7 | | —Phil Puryear vs. Allegheny (1990) |
| 7 | | —John Bulkey vs. Mt. Union (1986) |
| 7 | | —Ron Cetovich vs. Baldwin-Wallace (1973) |

KICKOFF RETURN YARDS (150 or more)

| | | |
|----|-----|--|
| 1. | 223 | —Ron Cetovich vs. Baldwin-Wallace (1973) |
| 2. | 175 | —Phil Puryear vs. Mt. Union (1990) |
| 3. | 153 | —John Tomlinson vs. Kenyon (1991) |
| 4. | 151 | —John Bulkey vs. Mt. Union (1986) |

KICKOFF RETURN AVG. (30.0 or more, min. three attempts)

| | | |
|----|------|--|
| 1. | 37.0 | (3-111) —Phil Puryear vs. Hiram (1988) |
| 2. | 33.8 | (4-135) —Nick Hajjar vs. Earlham (2003) |
| 3. | 33.0 | (4-132) —Nick Hajjar vs. Kalamazoo (2001) |
| 4. | 31.8 | (7-223) —Ron Cetovich vs. Baldwin-Wallace (1973) |
| 5. | 31.5 | (4-126) —Tim Jackson vs. Wittenberg (1977) |
| 6. | 30.7 | (3-92) —Nick Hajjar vs. Ohio Wesleyan (2001) |
| 7. | 30.6 | (5-153) —John Tomlinson vs. Kenyon (1991) |
| 8. | 30.3 | (3-91) —Sly Slaughter vs. Trinity (1994) |

Last Time A Scot

... had 30 rushing attempts
Tony Sutton (37 for 208 yards at Ohio Wesleyan, 2004)

... had 150 yards rushing
Tony Sutton (156 on 33 carries vs. Carthage, 2004)

... had three rushing touchdowns
Tony Sutton (5 vs. Aurora, 2004)

... had 20 completions
Jeff Spraggins (23-of-42 vs. Kalamazoo, 2001)

... had 250 yards passing
Justin Schafer (315 vs. Wittenberg, 2004)

... threw four passes for touchdowns
Jeff Spraggins (4 vs. Oberlin, 2002)

... caught 10 receptions
Chris Cabot (11 for 142 yards at Kalamazoo, 2000)

... had 100 yards receiving
Richie McNally (167 vs. Wittenberg, 2004)

... had three receiving touchdowns
Rob Hooper (3 vs. Oberlin, 2002)

... had 15 tackles
Tim Cline (16 vs. Ohio Wesleyan, 2004)

... had 2.5 sacks
Andy Mizak (3.0 vs. Aurora, 2004)

... had two interceptions
Kevin Rooker (2 vs. Ohio Wesleyan, 2003)

... returned a fumble for a touchdown
Evan Watson (16 yards vs. Oberlin, 2004)

... returned an interception for a touchdown
Chris Craig (20 yards vs. Wabash, 2004)

... made three field goals
Richie McNally (3 vs. Wabash, 2003)

... made a 40-yard field goal
Richie McNally (41 at Wabash, 2004)

... booted a punt 60 yards
Matt Mahaffey (61 at Grove City, 1999)

... returned a punt for a touchdown
Nick Hajjar (56 yards at Earlham, 2003)

... returned a kickoff for a touchdown
Tony Sutton (90 yards vs. Allegheny, 2004)

... scored a safety
Ryan Hartschuh (at Oberlin, 1999)

... blocked an extra point
Andy Mizak (vs. Aurora, 2004)

... blocked a field goal
Andy Mizak (at Grove City, 2004)

... blocked a punt
Jesse Koski (at Ursinus, 2001)

TEAM STATISTICAL COMPARISON (SINCE DIV. III WAS ESTABLISHED)

Wooster

| | 1973 | 1974 | 1975 | 1976 | 1977 | 1978 | 1979 | 1980 | 1981 | 1982 | 1983 | 1984 | 1985 | 1986 |
|--------------------------|---------|---------|---------|---------|---------|---------|---------|---------|---------|---------|---------|---------|---------|---------|
| SCORING | 146 | 85 | 80 | 67 | 193 | 195 | 144 | 210 | 111 | 87 | 137 | 110 | 99 | 73 |
| Points Per Game | 18.3 | 10.6 | 8.9 | 7.4 | 21.4 | 21.7 | 16.0 | 23.3 | 12.3 | 9.7 | 15.2 | 12.2 | 11.0 | 8.1 |
| FIRST DOWNS | 136 | 126 | 115 | 100 | 131 | 176 | 130 | 147 | 151 | 128 | 119 | 114 | 93 | 110 |
| Rushing | 73 | 46 | 49 | 75 | 81 | 119 | 96 | 104 | 80 | 54 | 67 | 66 | 53 | 43 |
| Passing | 55 | 69 | 52 | 19 | 39 | 47 | 23 | 37 | 60 | 56 | 40 | 38 | 31 | 57 |
| Penalty | 8 | 11 | 14 | 6 | 11 | 10 | 11 | 6 | 11 | 18 | 12 | 10 | 9 | 10 |
| NET YARDS RUSHING | 1308 | 788 | 897 | 1366 | 1565 | 2307 | 1626 | 2000 | 1549 | 1089 | 1321 | 1144 | 940 | 807 |
| Rushing Attempts | 397 | 319 | 392 | 486 | 460 | 554 | 501 | 501 | 411 | 354 | 407 | 398 | 326 | 333 |
| Average Per Rush | 3.3 | 2.5 | 2.3 | 2.8 | 3.4 | 4.2 | 3.2 | 4.0 | 3.8 | 3.1 | 3.2 | 2.9 | 2.9 | 2.4 |
| Average Per Game | 163.5 | 98.5 | 99.7 | 151.8 | 173.9 | 256.3 | 180.7 | 222.2 | 172.1 | 121.0 | 146.8 | 127.1 | 104.4 | 89.7 |
| TDs Rushing | 12 | 3 | 6 | 8 | 17 | 19 | 7 | 19 | 15 | 6 | 11 | 11 | 6 | 2 |
| NET YARDS PASSING | 1061 | 1598 | 1058 | 454 | 1028 | 883 | 711 | 912 | 1273 | 1147 | 858 | 1021 | 1013 | 1094 |
| Completions | 77 | 111 | 101 | 38 | 63 | 66 | 51 | 64 | 113 | 129 | 89 | 75 | 78 | 105 |
| Attempts | 166 | 223 | 195 | 98 | 157 | 135 | 100 | 138 | 219 | 273 | 201 | 180 | 182 | 236 |
| Completion Pct. | 46.4% | 49.8% | 51.8% | 38.8% | 40.1% | 48.9% | 51.0% | 46.4% | 51.6% | 47.3% | 44.3% | 41.7% | 42.9% | 44.5% |
| Average Per Catch | 13.8 | 14.4 | 10.5 | 11.9 | 16.3 | 13.4 | 13.9 | 14.3 | 11.3 | 8.9 | 9.6 | 13.6 | 13.0 | 10.4 |
| Average Per Game | 132.6 | 199.8 | 117.6 | 50.4 | 114.2 | 98.1 | 79.0 | 101.3 | 141.4 | 127.4 | 95.3 | 113.4 | 112.6 | 121.6 |
| TDs Passing | 7 | 8 | 5 | 1 | 8 | 7 | 8 | 6 | 2 | 4 | 4 | 3 | 7 | 3 |
| Interceptions | 19 | 23 | 15 | 10 | 8 | 11 | 11 | 9 | 15 | 16 | 11 | 15 | 10 | 13 |
| TOTAL OFFENSE | 2369 | 2386 | 1955 | 1820 | 2593 | 3190 | 2337 | 2912 | 2822 | 2236 | 2179 | 2165 | 1953 | 1901 |
| Total Plays | 563 | 542 | 587 | 584 | 617 | 689 | 601 | 639 | 628 | 627 | 608 | 578 | 508 | 569 |
| Average Per Play | 4.2 | 4.4 | 3.3 | 3.1 | 4.2 | 4.6 | 3.9 | 4.6 | 4.5 | 3.6 | 3.6 | 3.7 | 3.8 | 3.3 |
| Average Per Game | 296.1 | 298.3 | 217.2 | 202.2 | 288.1 | 354.4 | 259.7 | 323.6 | 313.6 | 248.4 | 242.1 | 240.6 | 217.0 | 211.2 |
| KICK RETURNS (No.-Yards) | 32-613 | 33-573 | 41-707 | 27-431 | 27-521 | 20-368 | 21-298 | 21-388 | 20-403 | 31-514 | 34-483 | 35-520 | 42-812 | 34-636 |
| Average Per Return | 19.2 | 17.4 | 17.2 | 16.0 | 19.3 | 18.4 | 14.2 | 18.5 | 20.2 | 16.6 | 14.2 | 14.9 | 19.3 | 18.7 |
| PUNT RETURNS (No.-Yards) | 26-84 | 12-28 | 18-37 | 16-52 | 20-199 | 28-179 | 33-402 | 29-350 | 23-132 | 21-241 | 15-68 | 9-47 | 13-78 | 8-79 |
| Average Per Return | 3.2 | 2.3 | 2.1 | 3.3 | 10.0 | 6.4 | 12.2 | 12.1 | 5.7 | 11.5 | 4.5 | 5.2 | 6.0 | 9.9 |
| INT. RETURNS (No.-Yards) | 9-111 | 17-169 | 7-9 | 11-99 | 8-15 | 11-75 | 10-77 | 14-58 | 7-48 | 12-86 | 11-157 | 12-82 | 3-2 | 11-33 |
| PENALTIES-YARDS | 45-447 | 41-428 | 41-395 | 30-254 | 50-556 | 53-524 | 63-633 | 57-560 | 49-464 | 63-614 | 64-572 | 79-757 | 63-510 | 64-550 |
| Average Per Game | 55.9 | 53.5 | 43.9 | 28.2 | 61.8 | 58.2 | 70.3 | 62.2 | 51.6 | 68.2 | 63.6 | 84.1 | 56.7 | 61.1 |
| FUMBLES-LOST | 16-9 | 14-3 | 19-11 | 16-6 | 18-10 | 23-9 | 27-11 | 22-14 | 17-9 | 29-16 | 21-11 | 22-11 | 18-13 | 11-6 |
| PUNTS-YARDS | 38-1270 | 44-1685 | 66-2454 | 76-2766 | 55-2063 | 35-1154 | 49-1646 | 53-1886 | 47-1666 | 65-2238 | 66-2267 | 64-2351 | 62-2027 | 69-2303 |
| Average Per Punt | 33.4 | 38.3 | 37.2 | 36.4 | 37.5 | 33.0 | 33.6 | 35.6 | 35.4 | 34.4 | 34.3 | 36.7 | 32.7 | 33.4 |
| 3RD DOWN CONVERSIONS | --- | --- | --- | --- | --- | --- | --- | --- | --- | --- | 36/122 | 39/125 | 29/119 | 39/123 |
| 3rd-Down Pct. | --- | --- | --- | --- | --- | --- | --- | --- | --- | --- | 29.5% | 31.2% | 24.4% | 31.7% |
| 4TH DOWN CONVERSIONS | --- | --- | --- | --- | --- | --- | --- | --- | --- | --- | 8/10 | 9/12 | 4/7 | 3/6 |
| 4th-Down Pct. | --- | --- | --- | --- | --- | --- | --- | --- | --- | --- | 80.0% | 75.0% | 57.1% | 50.0% |
| SACKS BY-YARDS | --- | --- | --- | --- | --- | --- | --- | --- | --- | --- | 12-114 | 10-57 | 19-85 | 5-51 |

Bold indicates single-season school records (highs and lows)

School season records set prior to 1973: Highs - Fumbles Lost (17; 1969); Low - Scoring (5; 1911); Points Per Game (0.8; 1911); Total First Downs (92; 1966); First Downs by Penalty (5; 1966, 1967);

Opponents

| | 1973 | 1974 | 1975 | 1976 | 1977 | 1978 | 1979 | 1980 | 1981 | 1982 | 1983 | 1984 | 1985 | 1986 |
|--------------------------|---------|---------|---------|---------|---------|---------|---------|---------|---------|---------|---------|---------|---------|---------|
| SCORING | 166 | 187 | 223 | 128 | 129 | 80 | 104 | 63 | 109 | 191 | 176 | 203 | 226 | 132 |
| Points Per Game | 20.8 | 23.4 | 24.8 | 14.2 | 14.3 | 8.9 | 11.6 | 7.0 | 12.1 | 21.2 | 19.6 | 22.6 | 25.1 | 14.7 |
| FIRST DOWNS | 131 | 161 | 169 | 124 | 135 | 114 | 117 | 96 | 128 | 139 | 152 | 174 | 163 | 137 |
| Rushing | 68 | 105 | 123 | 93 | 87 | 67 | 56 | 51 | 81 | 62 | 58 | 100 | 103 | 73 |
| Passing | 51 | 51 | 38 | 25 | 40 | 32 | 46 | 35 | 38 | 62 | 74 | 52 | 47 | 51 |
| Penalty | 12 | 5 | 8 | 6 | 8 | 15 | 15 | 10 | 9 | 15 | 20 | 22 | 13 | 13 |
| NET YARDS RUSHING | 1149 | 1917 | 2531 | 1858 | 1477 | 1141 | 907 | 1035 | 1460 | 1030 | 889 | 1600 | 1926 | 1312 |
| Rushing Attempts | 396 | 455 | 548 | 496 | 470 | 377 | 381 | 414 | 432 | 381 | 352 | 459 | 485 | 421 |
| Average Per Rush | 2.9 | 4.2 | 4.6 | 3.7 | 3.1 | 3.0 | 2.4 | 2.5 | 3.4 | 2.7 | 2.5 | 3.5 | 4.0 | 3.1 |
| Average Per Game | 143.6 | 239.6 | 281.2 | 206.4 | 164.1 | 126.8 | 100.8 | 115.0 | 162.2 | 114.4 | 98.8 | 177.8 | 214.0 | 145.8 |
| TDs Rushing | --- | --- | --- | --- | --- | --- | --- | --- | --- | 8 | --- | --- | 16 | 10 |
| NET YARDS PASSING | 1017 | 1090 | 794 | 565 | 891 | 780 | 947 | 717 | 693 | 1521 | 1483 | 1250 | 1122 | 1108 |
| Completions | 87 | 82 | 57 | 39 | 73 | 57 | 72 | 60 | 61 | 119 | 145 | 97 | 87 | 98 |
| Attempts | 161 | 172 | 120 | 107 | 163 | 143 | 184 | 139 | 151 | 245 | 266 | 191 | 168 | 184 |
| Completion Pct. | 54.0% | 47.7% | 47.5% | 36.4% | 44.8% | 39.9% | 39.1% | 43.2% | 40.4% | 48.6% | 54.5% | 50.8% | 51.8% | 53.2% |
| Average Per Catch | 11.7 | 13.3 | 13.9 | 14.5 | 12.2 | 13.7 | 13.2 | 12.0 | 11.4 | 12.8 | 10.2 | 12.9 | 12.9 | 11.3 |
| Average Per Game | 127.1 | 136.3 | 88.2 | 62.8 | 99.0 | 86.7 | 105.2 | 79.7 | 77.0 | 169.0 | 164.8 | 138.9 | 124.7 | 123.1 |
| TDs Passing | 9 | 16 | 7 | 11 | 8 | 11 | 10 | 14 | 7 | 12 | 11 | 12 | 3 | 11 |
| Interceptions | --- | --- | --- | --- | --- | --- | --- | --- | --- | --- | --- | --- | --- | --- |
| TOTAL OFFENSE | 2166 | 3111 | 3325 | 2423 | 2368 | 1921 | 1854 | 1753 | 2153 | 2551 | 2372 | 2850 | 3048 | 2420 |
| Total Plays | 557 | 627 | 668 | 603 | 619 | 520 | 565 | 552 | 595 | 626 | 618 | 650 | 653 | 605 |
| Average Per Play | 3.9 | 5.0 | 5.0 | 4.0 | 3.8 | 3.7 | 3.3 | 3.2 | 3.6 | 4.1 | 3.8 | 4.4 | 4.7 | 4.0 |
| Average Per Game | 270.8 | 388.9 | 369.4 | 269.2 | 263.1 | 213.4 | 206.0 | 194.8 | 239.2 | 283.4 | 263.6 | 316.7 | 338.7 | 268.9 |
| KICK RETURNS (No.-Yards) | 28-472 | 20-370 | 20-547 | 17-307 | 35-676 | 33-662 | 29-420 | 38-701 | 27-400 | 23-409 | 28-410 | 22-407 | 24-283 | 20-382 |
| Average Per Return | 16.9 | 18.5 | 27.4 | 18.1 | 19.3 | 20.1 | 14.5 | 18.4 | 14.8 | 17.8 | 14.6 | 18.5 | 11.8 | 19.1 |
| PUNT RETURNS (No.-Yards) | 21-104 | 23-157 | 32-144 | 30-292 | 30-177 | 13-60 | 20-107 | 29-256 | 26-118 | 31-101 | 34-275 | 30-176 | 14-67 | 29-140 |
| Average Per Return | 5.0 | 6.8 | 4.5 | 9.7 | 5.9 | 4.6 | 5.4 | 8.8 | 4.5 | 3.3 | 8.1 | 5.9 | 4.8 | 4.8 |
| INT. RETURNS (No.-Yards) | 19-207 | 23-253 | 15-173 | 10-214 | 8-27 | 11-73 | 11-47 | 9-24 | 15-163 | 16-231 | 11-243 | 15-118 | 10-96 | 17-176 |
| PENALTIES-YARDS | 44-494 | 39-425 | 39-616 | 47-437 | 36-369 | 31-272 | 48-504 | 33-279 | 50-480 | 69-601 | 66-655 | 58-522 | 68-555 | 61-504 |
| Average Per Game | 61.8 | 53.1 | 68.4 | 48.6 | 41.0 | 30.2 | 56.0 | 31.0 | 53.3 | 66.8 | 72.8 | 58.0 | 61.7 | 56.0 |
| FUMBLES-LOST | 22-9 | 12-8 | 31-15 | 35-19 | 28-18 | 22-12 | 24-9 | 27-8 | 18-12 | 15-9 | 23-14 | 19-13 | 24-13 | 15-7 |
| PUNTS-YARDS | 41-1420 | 39-1425 | 41-1568 | 54-1952 | 52-1933 | 56-1991 | 63-2216 | 64-2239 | 62-2309 | 63-2499 | 51-1908 | 44-1459 | 48-1698 | 61-2018 |
| Average Per Punt | 34.6 | 36.5 | 38.2 | 36.1 | 37.1 | 35.6 | 35.2 | 35.0 | 37.2 | 39.7 | 37.4 | 33.2 | 35.4 | 33.1 |
| 3RD DOWN CONVERSIONS | --- | --- | --- | --- | --- | --- | --- | --- | --- | --- | 45/122 | 36/113 | 57/135 | 40/125 |
| 3rd-Down Pct. | --- | --- | --- | --- | --- | --- | --- | --- | --- | --- | 36.9% | 31.9% | 42.2% | 32.0% |
| 4TH DOWN CONVERSIONS | --- | --- | --- | --- | --- | --- | --- | --- | --- | --- | 6/11 | 7/8 | 6/13 | 5/8 |
| 4th-Down Pct. | --- | --- | --- | --- | --- | --- | --- | --- | --- | --- | 54.5% | 87.5% | 46.2% | 62.5% |
| SACKS BY-YARDS | --- | --- | --- | --- | --- | --- | --- | --- | --- | --- | 11-78 | 10-79 | 15-89 | 22-160 |

Bold indicates single-season school records (highs and lows)

Opponent season records set prior to 1973: Highs - Scoring (334; 1950); Points Per Game (41.8; 1950); Low - Scoring (0; 1889); Points Per Game (0.0; 1889); First Downs by Rushing (49; 1967, 1971);

TEAM STATISTICAL COMPARISON (SINCE DIV. III WAS ESTABLISHED)

Wooster

| | | | | | | | | | | | | | | | | | |
|---------|---------|---------|---------|---------|---------|---------|---------|---------|---------|---------|---------|---------|---------|---------|---------|---------|---------|
| 1987 | 1988 | 1989 | 1990 | 1991 | 1992 | 1993 | 1994 | 1995 | 1996 | 1997 | 1998 | 1999 | 2000 | 2001 | 2002 | 2003 | 2004 |
| 111 | 175 | 164 | 186 | 164 | 185 | 102 | 79 | 110 | 266 | 345 | 349 | 330 | 233 | 222 | 322 | 405 | 510 |
| 12.3 | 17.5 | 16.4 | 18.6 | 16.4 | 18.5 | 11.3 | 7.9 | 11.0 | 26.6 | 34.5 | 34.9 | 33.0 | 23.3 | 22.2 | 32.2 | 40.5 | 42.5 |
| 117 | 151 | 149 | 150 | 132 | 171 | 134 | 128 | 126 | 162 | 215 | 219 | 213 | 169 | 159 | 198 | 213 | 258 |
| 33 | 71 | 88 | 76 | 68 | 56 | 76 | 49 | 50 | 81 | 97 | 104 | 116 | 67 | 60 | 127 | 142 | 158 |
| 73 | 68 | 50 | 58 | 50 | 97 | 44 | 67 | 68 | 70 | 102 | 104 | 85 | 87 | 85 | 62 | 60 | 85 |
| 11 | 12 | 11 | 16 | 14 | 18 | 14 | 12 | 8 | 11 | 16 | 11 | 12 | 15 | 14 | 9 | 11 | 15 |
| 569 | 1362 | 1623 | 1420 | 1399 | 983 | 1342 | 674 | 806 | 1699 | 1612 | 1963 | 2103 | 1084 | 1066 | 2357 | 2719 | 3188 |
| 313 | 373 | 488 | 398 | 430 | 362 | 389 | 342 | 348 | 446 | 440 | 417 | 387 | 393 | 361 | 483 | 504 | 558 |
| 1.8 | 3.7 | 3.3 | 3.6 | 3.3 | 2.7 | 3.4 | 2.0 | 2.3 | 3.8 | 3.7 | 4.7 | 5.4 | 2.8 | 3.0 | 4.9 | 5.4 | 5.7 |
| 63.2 | 136.2 | 162.3 | 142.0 | 139.9 | 98.3 | 149.1 | 67.4 | 80.6 | 169.9 | 161.2 | 196.3 | 210.3 | 108.4 | 106.6 | 235.7 | 271.9 | 265.7 |
| 5 | 12 | 15 | 12 | 14 | 9 | 8 | 6 | 7 | 16 | 18 | 22 | 19 | 12 | 10 | 22 | 39 | 43 |
| 1662 | 1742 | 1133 | 1255 | 1245 | 2125 | 1089 | 1411 | 1638 | 2074 | 2350 | 2265 | 2220 | 2111 | 2073 | 1618 | 1491 | 2060 |
| 145 | 128 | 85 | 104 | 124 | 189 | 92 | 127 | 157 | 167 | 163 | 169 | 174 | 165 | 139 | 102 | 110 | 138 |
| 311 | 259 | 199 | 220 | 232 | 341 | 242 | 293 | 276 | 304 | 312 | 294 | 333 | 333 | 316 | 204 | 208 | 276 |
| 46.6% | 49.4% | 42.7% | 47.3% | 53.5% | 55.4% | 38.0% | 43.7% | 56.9% | 54.9% | 52.2% | 57.5% | 52.3% | 49.5% | 44.0% | 50.0% | 52.9% | 50.0% |
| 11.5 | 13.6 | 13.3 | 12.1 | 10.0 | 11.2 | 11.8 | 11.1 | 10.4 | 12.4 | 14.4 | 13.4 | 12.8 | 12.8 | 14.9 | 15.9 | 13.6 | 14.9 |
| 184.7 | 174.2 | 113.3 | 125.5 | 124.5 | 212.5 | 121.0 | 141.1 | 163.8 | 207.4 | 235.0 | 226.5 | 222.0 | 211.1 | 207.3 | 161.8 | 149.1 | 171.7 |
| 7 | 13 | 6 | 12 | 8 | 16 | 7 | 4 | 6 | 17 | 23 | 22 | 23 | 19 | 17 | 19 | 10 | 20 |
| 11 | 17 | 16 | 18 | 6 | 21 | 18 | 25 | 18 | 7 | 8 | 11 | 16 | 18 | 18 | 11 | 11 | 12 |
| 2231 | 3104 | 2756 | 2675 | 2644 | 3108 | 2431 | 2085 | 2444 | 3773 | 3962 | 4228 | 4323 | 3195 | 3139 | 3975 | 4210 | 5248 |
| 624 | 632 | 687 | 618 | 662 | 703 | 631 | 635 | 624 | 750 | 752 | 711 | 720 | 726 | 677 | 687 | 712 | 834 |
| 3.6 | 4.9 | 4.0 | 4.3 | 4.0 | 4.4 | 3.9 | 3.3 | 3.9 | 5.0 | 5.3 | 5.9 | 6.0 | 4.4 | 4.6 | 5.8 | 5.9 | 6.3 |
| 247.9 | 310.4 | 275.6 | 267.5 | 264.4 | 310.8 | 270.1 | 208.5 | 244.4 | 377.3 | 396.2 | 422.8 | 432.3 | 319.5 | 313.9 | 397.5 | 421.0 | 437.3 |
| 26-471 | 45-752 | 36-748 | 49-941 | 50-818 | 48-796 | 41-562 | 50-871 | 47-706 | 31-471 | 30-597 | 28-448 | 23-412 | 33-652 | 45-855 | 28-534 | 38-875 | 34-629 |
| 18.1 | 16.7 | 20.8 | 19.2 | 16.4 | 16.6 | 13.7 | 17.4 | 15.0 | 15.2 | 19.9 | 16.0 | 17.9 | 19.8 | 19.0 | 19.1 | 23.0 | 18.5 |
| 19-95 | 16-121 | 33-310 | 11-138 | 16-78 | 12-49 | 6-18 | 21-144 | 19-141 | 43-257 | 40-320 | 33-226 | 41-402 | 33-320 | 23-260 | 37-439 | 33-327 | 53-568 |
| 5.0 | 7.6 | 9.4 | 12.5 | 4.9 | 4.1 | 3.0 | 6.9 | 7.4 | 6.0 | 8.0 | 6.8 | 9.8 | 9.7 | 11.3 | 11.9 | 9.9 | 10.7 |
| 11-141 | 11-41 | 14-119 | 11-60 | 15-105 | 10-128 | 8-97 | 11-123 | 8-43 | 10-217 | 13-207 | 13-158 | 15-178 | 18-131 | 11-271 | 7-57 | 14-360 | 15-130 |
| 59-554 | 55-518 | 58-584 | 54-504 | 50-502 | 55-442 | 47-428 | 43-357 | 53-442 | 59-578 | 56-527 | 70-561 | 45-414 | 73-686 | 68-609 | 54-550 | 60-594 | 67-639 |
| 61.6 | 51.8 | 58.4 | 50.4 | 50.2 | 44.2 | 47.6 | 35.7 | 44.2 | 57.8 | 52.7 | 56.1 | 41.4 | 68.6 | 60.9 | 55.0 | 59.4 | 53.2 |
| 12-7 | 14-5 | 22-15 | 11-6 | 21-11 | 25-13 | 19-12 | 12-7 | 25-15 | 38-15 | 22-8 | 24-10 | 18-13 | 16-7 | 16-8 | 13-7 | 9-4 | 22-13 |
| 73-2601 | 52-1723 | 62-2257 | 52-1711 | 69-2191 | 49-1579 | 54-1779 | 63-2260 | 73-2658 | 59-2016 | 47-1888 | 44-1734 | 51-2059 | 60-2091 | 63-2151 | 49-1730 | 40-1361 | 57-1936 |
| 35.6 | 33.1 | 36.4 | 32.9 | 31.8 | 32.2 | 32.9 | 35.9 | 36.4 | 34.2 | 40.2 | 39.4 | 40.4 | 34.8 | 34.1 | 35.3 | 34.0 | 34.0 |
| 46/154 | 52/118 | 36/114 | 42/136 | 52/145 | --- | --- | 41/143 | 35/146 | 51/127 | 70/157 | 56/131 | 59/146 | 60/169 | 47/152 | 58/138 | 61/140 | 56/151 |
| 29.9% | 44.1% | 31.6% | 30.9% | 35.9% | --- | --- | 28.7% | 24.0% | 40.2% | 44.6% | 42.7% | 40.4% | 35.5% | 30.9% | 42.0% | 43.6% | 37.1% |
| 8/12 | 1/5 | 8/14 | 7/17 | 9/26 | --- | --- | 10/20 | 4/15 | 8/13 | 4/14 | 6/16 | 4/11 | 13/24 | 3/20 | 4/12 | 10/20 | 11/19 |
| 66.7% | 20.0% | 57.1% | 41.2% | 34.6% | --- | --- | 50.0% | 26.7% | 61.5% | 28.6% | 37.5% | 36.4% | 54.2% | 15.0% | 33.3% | 50.0% | 57.9% |
| 29-224 | 11-48 | 13-75 | 12-72 | 17-104 | 8-37 | --- | 28-133 | 23-146 | 19-94 | 19-155 | 28-222 | 34-284 | 30-190 | 28-187 | 23-130 | 24-148 | 41-297 |

Bold indicates single-season school records (highs and lows)

Net Yards Passing (355; 1964); Completions (32; 1964, 1971); Attempts (89; 1965); Passes Had Intercepted (5; 1968); Total Offense (1731; 1966); Total Plays (505; 1966); and Punts Returned (5; 1964).

Opponents

| | | | | | | | | | | | | | | | | | |
|---------|---------|---------|---------|---------|---------|---------|---------|---------|---------|---------|---------|---------|---------|---------|---------|---------|---------|
| 1987 | 1988 | 1989 | 1990 | 1991 | 1992 | 1993 | 1994 | 1995 | 1996 | 1997 | 1998 | 1999 | 2000 | 2001 | 2002 | 2003 | 2004 |
| 111 | 216 | 179 | 314 | 306 | 306 | 235 | 305 | 261 | 170 | 141 | 137 | 121 | 187 | 258 | 173 | 192 | 215 |
| 12.3 | 21.6 | 17.9 | 31.4 | 30.6 | 30.6 | 26.1 | 30.5 | 26.1 | 17.0 | 14.1 | 13.7 | 12.1 | 18.7 | 25.8 | 17.3 | 19.2 | 17.9 |
| 130 | 185 | 164 | 210 | 195 | 174 | 156 | 206 | 172 | 141 | 147 | 149 | 136 | 157 | 164 | 166 | 161 | 176 |
| 65 | 117 | 82 | 137 | 121 | 105 | 91 | 115 | 103 | 62 | 64 | 70 | 70 | 74 | 77 | 79 | 69 | 69 |
| 53 | 53 | 68 | 60 | 61 | 60 | 54 | 82 | 60 | 71 | 71 | 61 | 56 | 65 | 73 | 77 | 78 | 92 |
| 12 | 15 | 14 | 13 | 13 | 9 | 11 | 9 | 9 | 8 | 12 | 18 | 10 | 18 | 14 | 10 | 14 | 15 |
| 997 | 2241 | 1555 | 2650 | 1867 | 2217 | 1749 | 2209 | 1934 | 1235 | 956 | 1314 | 1342 | 1380 | 1695 | 1503 | 1202 | 1158 |
| 436 | 547 | 458 | 531 | 434 | 470 | 424 | 473 | 463 | 395 | 322 | 391 | 433 | 401 | 415 | 363 | 364 | 461 |
| 2.3 | 4.1 | 3.4 | 5.0 | 4.3 | 4.7 | 4.1 | 4.7 | 4.2 | 3.1 | 3.0 | 3.4 | 3.1 | 3.4 | 4.1 | 4.1 | 3.3 | 2.5 |
| 110.8 | 224.1 | 155.5 | 265.0 | 186.7 | 221.7 | 194.3 | 220.9 | 193.4 | 123.5 | 95.6 | 131.4 | 134.2 | 138.0 | 169.5 | 150.3 | 120.2 | 96.5 |
| 7 | 13 | 12 | 31 | 29 | 24 | 14 | 19 | 21 | 11 | 5 | 5 | 9 | 16 | 17 | 10 | 9 | 13 |
| 1435 | 1405 | 1562 | 1385 | 1669 | 1406 | 1438 | 1847 | 1775 | 1633 | 1603 | 1311 | 1257 | 1480 | 1718 | 1816 | 1948 | 2218 |
| 116 | 120 | 123 | 122 | 132 | 113 | 103 | 146 | 134 | 131 | 115 | 123 | 118 | 127 | 151 | 154 | 177 | 177 |
| 228 | 229 | 264 | 211 | 245 | 210 | 194 | 255 | 279 | 290 | 314 | 261 | 267 | 269 | 280 | 320 | 311 | 359 |
| 50.9% | 52.4% | 46.6% | 57.8% | 53.9% | 53.8% | 53.1% | 57.3% | 48.0% | 46.2% | 41.7% | 44.1% | 46.1% | 43.9% | 45.4% | 47.2% | 49.5% | 49.3% |
| 12.4 | 11.7 | 12.7 | 11.4 | 12.6 | 12.4 | 14.0 | 12.7 | 13.2 | 12.2 | 11.4 | 10.2 | 12.5 | 13.5 | 12.0 | 12.6 | 12.5 | 12.5 |
| 159.4 | 140.5 | 156.2 | 138.5 | 166.9 | 140.6 | 159.8 | 184.7 | 177.5 | 163.3 | 160.3 | 131.1 | 125.7 | 148.0 | 171.8 | 181.6 | 194.8 | 184.8 |
| 5 | 13 | 12 | 12 | 15 | 14 | 13 | 17 | 16 | 10 | 13 | 12 | 7 | 8 | 18 | 13 | 16 | 15 |
| 11 | 11 | 14 | 11 | 15 | 10 | 8 | 11 | 8 | 10 | 13 | 13 | 15 | 18 | 11 | 7 | 14 | 15 |
| 2432 | 3646 | 3112 | 4035 | 3536 | 3623 | 3187 | 4056 | 3709 | 2868 | 2559 | 2625 | 2599 | 2860 | 3413 | 3319 | 3150 | 3376 |
| 664 | 776 | 722 | 742 | 679 | 680 | 618 | 728 | 742 | 685 | 636 | 652 | 700 | 670 | 695 | 683 | 675 | 820 |
| 3.7 | 4.7 | 4.3 | 5.4 | 5.2 | 5.3 | 5.2 | 5.6 | 5.0 | 4.2 | 4.0 | 4.0 | 3.7 | 4.3 | 4.9 | 4.9 | 4.7 | 4.1 |
| 270.2 | 364.6 | 311.2 | 403.5 | 353.6 | 362.3 | 354.1 | 405.6 | 370.9 | 286.8 | 255.9 | 262.5 | 259.9 | 286.0 | 341.3 | 331.9 | 315.0 | 281.3 |
| 30-506 | 37-647 | 32-568 | 29-590 | 35-557 | 31-530 | 22-375 | 20-397 | 23-440 | 43-606 | 54-701 | 57-828 | 50-858 | 38-587 | 40-832 | 50-863 | 61-1040 | 75-1479 |
| 16.9 | 17.5 | 17.8 | 20.3 | 15.9 | 17.1 | 17.0 | 19.9 | 19.1 | 14.1 | 13.0 | 14.5 | 17.2 | 15.4 | 20.8 | 17.3 | 17.0 | 19.7 |
| 25-186 | 15-116 | 42-348 | 28-227 | 29-303 | 27-238 | 33-289 | 35-258 | 29-211 | 24-145 | 22-203 | 16-150 | 20-146 | 31-172 | 35-230 | 23-153 | 14-140 | 20-93 |
| 7.4 | 7.7 | 8.3 | 8.1 | 10.5 | 8.8 | 8.8 | 7.4 | 7.3 | 6.0 | 9.2 | 9.4 | 7.3 | 5.5 | 6.6 | 6.7 | 10.0 | 4.7 |
| 11-36 | 17-128 | 16-106 | 18-58 | 6-95 | 21-305 | 18-158 | 25-388 | 18-206 | 7-124 | 8-44 | 11-100 | 16-170 | 18-191 | 18-360 | 11-74 | 11-177 | 12-79 |
| 50-452 | 78-667 | 65-593 | 77-654 | 71-629 | 90-742 | 51-477 | 66-562 | 61-470 | 53-459 | 59-450 | 54-522 | 58-418 | 69-649 | 63-587 | 53-443 | 47-343 | 60-534 |
| 50.2 | 66.7 | 59.3 | 65.4 | 62.9 | 74.2 | 53.0 | 56.2 | 47.0 | 45.9 | 45.0 | 52.2 | 41.8 | 64.9 | 58.7 | 44.3 | 34.3 | 44.5 |
| 22-13 | 21-6 | 20-10 | 29-16 | 26-11 | 28-7 | 27-16 | 20-9 | 19-9 | 26-15 | 17-11 | 20-13 | 20-8 | 20-12 | 11-5 | 23-13 | 24-10 | 18-7 |
| 69-2192 | 41-1329 | 56-1982 | 33-1161 | 46-1501 | 44-1410 | 45-1477 | 44-1490 | 62-2002 | 68-2198 | 64-2278 | 64-2322 | 86-3071 | 67-2081 | 56-1890 | 62-2184 | 63-2107 | 85-2982 |
| 31.8 | 32.4 | 35.4 | 35.2 | 32.6 | 32.0 | 32.8 | 33.9 | 32.3 | 32.3 | 35.6 | 36.3 | 35.7 | 31.1 | 33.8 | 35.2 | 33.4 | 35.1 |
| 42/149 | 63/133 | 51/135 | 61/119 | 57 | | | | | | | | | | | | | |

ALL-TIME INDIVIDUAL RECORDS FOR A SEASON

OFFENSIVE PLAYS

- 361 ----- Craig Lombardi (1987)
- 356 ----- John Ramsier (1992)
- 353 ----- Tony Sutton (2004)
- 346 ----- Rich Judd (1996)
- 327 ----- Justin Schafer (2004)
- 327 ----- Ron Wright (1982)
- 311 ----- Rich Judd (1998)
- 311 ----- Craig Lombardi (1988)
- 293 ----- Justin Abraham (2000)
- 293 ----- Justin Abraham (1999)

TOTAL OFFENSE

- 2240 ----- Tony Sutton (2004)
- 2206 ----- Justin Schafer (2004)
- 2061 ----- Rich Judd (1998)
- 2018 ----- Rich Judd (1997)
- 1955 ----- Tony Sutton (2003)
- 1880 ----- Rich Judd (1996)
- 1856 ----- John Ramsier (1992)
- 1745 ----- Justin Abraham (1999)
- 1636 ----- Craig Lombardi (1988)
- 1618 ----- Justin Abraham (2000)

YARDS PER PLAY (min. 100 plays)

- 10.2 (202-2061) ----- Rich Judd (1998)
- 8.6 (128-1100) ----- Tom Dingle (1955)
- 7.8 (133-1033) ----- Dick Jacobs (1954)
- 7.2 (271-1955) ----- Tony Sutton (2003)
- 7.1 (114-807) ----- Jim Bressi (1974)
- 6.8 (295-2018) ----- Rich Judd (1997)
- 6.8 (231-1566) ----- Jeff Spraggin (2002)
- 6.7 (327-2206) ----- Justin Schafer (2004)
- 6.6 (215-1418) ----- Tony Sutton (2002)
- 6.5 (168-1086) ----- Rod Dingle (1965)

RUSHING ATTEMPTS

- 352 ----- Tony Sutton (2004)
- 271 ----- Tony Sutton (2003)
- 268 ----- Brian Grandison (1989)
- 259 ----- Brian Grandison (1991)
- 236 ----- Steve McClellan (1960)
- 215 ----- Tony Sutton (2002)
- 214 ----- Brian Grandison (1990)
- 202 ----- Scott Jones (2001)
- 198 ----- Steve McClellan (1959)
- 193 ----- Rich Leone (1980)

RUSHING YARDS (1000 or more)

- 2240 ----- Tony Sutton (2004)
- 1955 ----- Tony Sutton (2003)
- 1418 ----- Tony Sutton (2002)
- 1236 ----- Brian Grandison (1991)
- 1190 ----- Steve McClellan (1960)
- 1100 ----- Tom Dingle (1955)
- 1088 ----- Steve McClellan (1959)
- 1086 ----- Rod Dingle (1965)
- 1035 ----- Brian Grandison (1990)
- 1033 ----- Dick Jacobs (1954)
- 1009 ----- Brian Grandison (1989)

YARDS PER RUSH (min. 500 net yards)

- 8.6 (128-1100) ----- Tom Dingle (1955)
- 7.8 (133-1033) ----- Dick Jacobs (1954)
- 7.2 (271-1955) ----- Tony Sutton (2003)
- 6.6 (215-1418) ----- Tony Sutton (2002)
- 6.5 (168-1086) ----- Rod Dingle (1965)
- 6.4 (352-2240) ----- Tony Sutton (2004)
- 6.3 (104-660) ----- John Siskowic (1953)
- 6.3 (142-897) ----- Jerry Behringer (1952)
- 5.8 (139-803) ----- Will Schober (1999)
- 5.6 (148-833) ----- Brock Wanless (1998)

RUSHING TOUCHDOWNS (10 or more)

- 31 ----- Tony Sutton (2004)
- 30 ----- Tony Sutton (2003)
- 17 ----- Steve McClellan (1960)
- 16 ----- Dick Jacobs (1954)
- 15 ----- Tony Sutton (2002)
- 15 ----- Rod Dingle (1965)
- 14 ----- John Siskowic (1952)
- 13 ----- Steve McClellan (1959)
- 11 ----- Brian Grandison (1991)
- 10 ----- Brock Wanless (1998)
- 10 ----- Brian Grandison (1989)

PASSES COMPLETED

- 176 ----- John Ramsier (1992)
- 147 ----- Rich Judd (1998)
- 147 ----- Rich Judd (1996)
- 144 ----- Craig Lombardi (1987)
- 142 ----- Justin Abraham (1999)
- 134 ----- Rich Judd (1995)
- 133 ----- Rich Judd (1997)
- 128 ----- Craig Lombardi (1988)
- 127 ----- Justin Abraham (2000)
- 122 ----- Justin Schafer (2004)

PASSES ATTEMPTED

- 309 ----- John Ramsier (1992)
- 300 ----- Craig Lombardi (1987)
- 278 ----- Justin Abraham (1999)
- 265 ----- Rich Judd (1996)
- 258 ----- Craig Lombardi (1988)
- 256 ----- Rich Judd (1998)
- 252 ----- Ron Wright (1982)
- 247 ----- Rich Judd (1997)
- 242 ----- Justin Abraham (2000)
- 240 ----- Justin Schafer (2004)

COMPLETION PCT. (min. 50 attempts)

- .601 (134-223) ----- Rich Judd (1995)
- .574 (147-256) ----- Rich Judd (1998)
- .570 (176-309) ----- John Ramsier (1992)
- .557 (39-70) ----- Gregg Barney (1981)
- .555 (147-265) ----- Rich Judd (1996)
- .554 (114-206) ----- Vic Rowcliffe (1991)
- .539 (133-247) ----- Rich Judd (1997)
- .532 (N/A) ----- Earl Shaw (1949)
- .529 (109-206) ----- Justin Schafer (2003)
- .525 (127-242) ----- Justin Abraham (2000)

PASSING YARDS (1500 or more)

- 2036 ----- John Ramsier (1992)
- 1971 ----- Rich Judd (1997)
- 1956 ----- Rich Judd (1998)
- 1877 ----- Justin Schafer (2003)
- 1791 ----- Rich Judd (1996)
- 1753 ----- Justin Abraham (1999)
- 1742 ----- Craig Lombardi (1988)
- 1652 ----- Craig Lombardi (1987)
- 1609 ----- Jeff Spraggin (2002)
- 1559 ----- Justin Abraham (2000)

YARDS PER COMPLETION (min. 35 completions)

- 17.4 (50-868) ----- Jim Bressi (1974)
- 17.1 (39-667) ----- Tim Raffel (1977)
- 16.4 (39-639) ----- Joe Grunda (1973)
- 16.3 (74-1211) ----- Jeff Spraggin (2001)
- 16.1 (100-1609) ----- Jeff Spraggin (2002)
- 15.7 (40-626) ----- Don Mathews (1985)
- 15.4 (36-554) ----- Bob Whitaker (1959)
- 15.4 (122-1877) ----- Justin Schafer (2004)

TOUCHDOWN PASSES (10 or more)

- 21 ----- Rich Judd (1997)
- 20 ----- Rich Judd (1998)
- 19 ----- Jeff Spraggin (2002)
- 18 ----- Justin Abraham (1999)
- 17 ----- Justin Schafer (2004)
- 16 ----- John Ramsier (1992)
- 13 ----- Justin Abraham (2000)
- 13 ----- Rich Judd (1996)
- 13 ----- Craig Lombardi (1988)
- 12 ----- Jeff Spraggin (2001)
- 10 ----- Justin Schafer (2003)
- 10 ----- Vic Rowcliffe (1990)

PASSES HAD INTERCEPTED

- 20 ----- John Ramsier (1992)
- 16 ----- Craig Lombardi (1988)
- 15 ----- Ron Wright (1982)
- 13 ----- Justin Abraham (1999)
- 13 ----- Vic Rowcliffe (1989)
- 13 ----- Don Mathews (1986)
- 11 ----- Justin Schafer (2003)
- 11 ----- Justin Alaburda (2001)
- 11 ----- Justin Abraham (2000)
- 11 ----- Rich Judd (1995)
- 11 ----- Phil Luchese (1984)
- 11 ----- Jim Bressi (1974)

PASS EFFICIENCY RATING (min. 50 attempts)

- 145.69 ----- Rich Judd (1997)
- 141.13 ----- Rich Judd (1998)
- 139.63 ----- Jeff Spraggin (2002)
- 132.81 ----- Ron Whitaker (1959)
- 132.45 ----- Ted Hole (1953)
- 132.03 ----- Randy Snow (1965)
- 131.57 ----- Justin Schafer (2004)
- 130.73 ----- Jeff Spraggin (2001)
- 124.66 ----- Rich Judd (1996)
- 122.19 ----- Earl Shaw (1949)

RECEPTIONS (40 or more)

- 66 ----- Brandon Good (1998)
- 60 ----- Brandon Good (1997)
- 57 ----- Brandon Good (1996)
- 54 ----- Chris Cabot (2001)
- 53 ----- Richie McNally (2004)
- 50 ----- Tony Harris (1987)
- 49 ----- Chris Cabot (2000)
- 47 ----- Ned Compton (1974)
- 45 ----- Reggie Ray (1999)
- 42 ----- Trevor Garner (1992)
- 42 ----- Brian Wright (1992)

RECEIVING YARDS

- 1060 ----- Richie McNally (2004)
- 902 ----- Brandon Good (1997)
- 873 ----- Chris Cabot (2001)
- 825 ----- Chris Cabot (2000)
- 821 ----- Ned Compton (1974)
- 810 ----- Reggie Ray (1999)
- 762 ----- Brandon Good (1998)
- 691 ----- Brandon Good (1996)
- 662 ----- Tony Harris (1987)
- 657 ----- Darryl Simmons (2001)

YARDS PER RECEPTION (min. 15 receptions)

- 21.4 (27-578) ----- Reggie Ray (1998)
- 20.0 (53-1060) ----- Richie McNally (2004)
- 19.8 (18-356) ----- Vince Cellini (1979)
- 19.0 (22-419) ----- Jim Gerard (1974)
- 19.0 (17-323) ----- Dan Steck (2002)
- 18.9 (16-302) ----- Matt Mahaffey (1997)
- 18.8 (35-657) ----- Darryl Simmons (2001)
- 18.8 (17-319) ----- Ryan Hartschuh (2002)
- 18.1 (28-507) ----- Reggie Ray (1997)
- 18.0 (45-810) ----- Reggie Ray (1999)

RECEIVING TOUCHDOWNS

- 11 ----- Richie McNally (2004)
- 10 ----- Chris Cabot (1999)
- 10 ----- Brandon Good (1996)
- 9 ----- Brandon Good (1998)
- 8 ----- Chris Cabot (2000)
- 8 ----- Reggie Ray (1999)
- 8 ----- Reggie Ray (1998)
- 8 ----- Brandon Good (1997)
- 7 ----- Darryl Simmons (2001)
- 7 ----- Phil Puryear (1990)

ALL-TIME INDIVIDUAL RECORDS FOR A SEASON

TOTAL POINTS

| | | | |
|-----|-----|-------|------------------------|
| 1. | 198 | ----- | Tony Sutton (2004) |
| 2. | 186 | ----- | Tony Sutton (2003) |
| 3. | 162 | ----- | Richie McNally (2004) |
| 4. | 108 | ----- | Steve McClellan (1960) |
| 5. | 96 | ----- | Tony Sutton (2002) |
| | 96 | ----- | Dick Jacobs (1954) |
| 7. | 94 | ----- | Rod Dingle (1965) |
| 8. | 86 | ----- | Steve McClellan (1959) |
| 9. | 84 | ----- | John Siskowic (1952) |
| 10. | 76 | ----- | Brian Grandison (1991) |

TOTAL TOUCHDOWNS (10 or more)

| | | | |
|-----|----|-------|------------------------|
| 1. | 33 | ----- | Tony Sutton (2004) |
| 2. | 31 | ----- | Tony Sutton (2003) |
| 3. | 17 | ----- | Steve McClellan (1960) |
| 4. | 16 | ----- | Tony Sutton (2002) |
| | 16 | ----- | Dick Jacobs (1954) |
| 6. | 15 | ----- | Rod Dingle (1965) |
| 7. | 14 | ----- | John Siskowic (1952) |
| 8. | 13 | ----- | Steve McClellan (1959) |
| 9. | 12 | ----- | Brian Grandison (1991) |
| 10. | 11 | ----- | Richie McNally (2004) |
| | 11 | ----- | Brian Grandison (1988) |
| 12. | 10 | ----- | Chris Cabot (1999) |
| | 10 | ----- | Brock Wanless (1998) |
| | 10 | ----- | Brandon Good (1997) |

TACKLES

| | | | |
|-----|-----|-------|----------------------|
| 1. | 145 | ----- | Jim Gordon (1990) |
| 2. | 139 | ----- | John Marcinek (1992) |
| 3. | 136 | ----- | Seth Duerr (2000) |
| 4. | 135 | ----- | Tim Cline (2001) |
| | 135 | ----- | Greg Lare (1995) |
| 6. | 122 | ----- | Geoff Belz (1989) |
| 7. | 119 | ----- | John Marcinek (1991) |
| 8. | 115 | ----- | Jeff Price (1986) |
| 9. | 113 | ----- | Geoff Belz (1988) |
| 10. | 112 | ----- | Jeff Price (1988) |

SACKS

| | | | |
|-----|------|-------|-------------------------|
| 1. | 15.0 | ----- | Andy Mizak (2004) |
| 2. | 13.0 | ----- | Brock Jones (1985) |
| 3. | 11.0 | ----- | Henry Adams (1989) |
| 4. | 10.0 | ----- | Brock Jones (1987) |
| 5. | 8.0 | ----- | Kevin Heintschel (2000) |
| | 8.0 | ----- | Bjorn Lake (1994) |
| 7. | 7.5 | ----- | Drew Fay (2001) |
| | 7.5 | ----- | Seth Duerr (1999) |
| 9. | 7.0 | ----- | Brad Horst (1998) |
| 10. | 6.5 | ----- | Andy Mizak (2003) |
| | 6.5 | ----- | Drew Fay (2002) |

INTERCEPTIONS

| | | | |
|----|---|-------|----------------------|
| 1. | 9 | ----- | Seth Mastrine (1999) |
| 2. | 7 | ----- | Seth Mastrine (2000) |
| | 7 | ----- | Dale Fortner (1979) |
| | 7 | ----- | Bill Stoner (1952) |
| 5. | 6 | ----- | Nick Hajjar (2000) |
| | 6 | ----- | John Bohannon (1974) |
| | 6 | ----- | Bob Buchanan (1969) |
| | 6 | ----- | Rick Quayle (1969) |
| 9. | 5 | ----- | Mike Murray (1998) |
| | 5 | ----- | Travis Booker (1994) |
| | 5 | ----- | Greg Potter (1980) |
| | 5 | ----- | John Bohannon (1973) |
| | 5 | ----- | Craig Jensen (1967) |

EXTRA POINTS

| | | | |
|-----|----|-------|-------------------------|
| 1. | 66 | ----- | Richie McNally (2004) |
| 2. | 41 | ----- | Richie McNally (2003) |
| 3. | 39 | ----- | Richie McNally (2002) |
| 4. | 37 | ----- | Ben Arnold (1998) |
| 5. | 36 | ----- | Joe Zombek (1999) |
| | 36 | ----- | Ben Arnold (1997) |
| 7. | 30 | ----- | Pete Hershberger (1952) |
| 8. | 27 | ----- | Kevin Lynch (1978) |
| 9. | 26 | ----- | Richie McNally (2001) |
| 10. | 22 | ----- | Will Schober (1996) |
| | 22 | ----- | Dave Poetter (1968) |

EXTRA POINT PCT. (min. 10 attempts)

| | | | |
|-----|---------------|-------|-----------------------|
| 1. | 1.000 (27-27) | ----- | Kevin Lynch (1978) |
| | 1.000 (14-14) | ----- | Faizel Latiff (1983) |
| | 1.000 (14-14) | ----- | Dave Poetter (1970) |
| | 1.000 (10-10) | ----- | Kevin Lynch (1977) |
| 5. | .985 (66-67) | ----- | Richie McNally (2004) |
| 6. | .963 (26-27) | ----- | Richie McNally (2001) |
| 7. | .955 (21-22) | ----- | Dave Poetter (1967) |
| 8. | .951 (39-41) | ----- | Richie McNally (2002) |
| 9. | .944 (17-18) | ----- | Bob Macoritti (1971) |
| 10. | .923 (36-39) | ----- | Joe Zombek (1999) |

FIELD GOALS

| | | | |
|----|----|-------|-----------------------|
| 1. | 10 | ----- | Richie McNally (2004) |
| | 10 | ----- | Ben Arnold (1997) |
| 3. | 9 | ----- | Dave Baka (1986) |
| 4. | 8 | ----- | Richie McNally (2003) |
| 5. | 7 | ----- | Joe Zombek (2000) |
| | 7 | ----- | Joe Zombek (1999) |
| | 7 | ----- | Scott Ross (1987) |
| 8. | 6 | ----- | Faizel Latiff (1983) |
| | 6 | ----- | Keith Anna (1980) |
| | 6 | ----- | Bob Macoritti (1972) |

FIELD GOAL PCT. (min. five attempts)

| | | | |
|----|--------------|-------|-----------------------|
| 1. | .857 (6-7) | ----- | Keith Anna (1980) |
| 2. | .769 (10-13) | ----- | Ben Arnold (1997) |
| 3. | .750 (6-8) | ----- | Faizel Latiff (1983) |
| 4. | .727 (8-11) | ----- | Richie McNally (2003) |
| 5. | .714 (10-14) | ----- | Richie McNally (2004) |
| | .714 (5-7) | ----- | Ben Arnold (1998) |
| 7. | .700 (7-10) | ----- | Joe Zombek (2000) |
| 8. | .643 (9-14) | ----- | Dave Baka (1986) |
| 9. | .625 (5-8) | ----- | Richie McNally (2002) |
| | .625 (5-8) | ----- | Dave Poetter (1968) |

PUNTS

| | | | |
|-----|----|-------|-----------------------|
| 1. | 76 | ----- | Pete Moore (1976) |
| 2. | 73 | ----- | Brent Marty (1995) |
| 3. | 68 | ----- | Scott Powell (1987) |
| 4. | 67 | ----- | Jay Simonds (1986) |
| 5. | 65 | ----- | Pete Moore (1975) |
| 6. | 63 | ----- | Ron Wright (1982) |
| 7. | 62 | ----- | Ryan Hartschuh (2001) |
| | 62 | ----- | John Tomlinson (1991) |
| | 62 | ----- | Scott Powell (1989) |
| 10. | 61 | ----- | Tim Scott (1984) |
| | 61 | ----- | Bob Macoritti (1970) |
| | 61 | ----- | Oscar Alonso (1967) |

PUNTING YARDAGE

| | | | |
|-----|------|-------|----------------------|
| 1. | 2766 | ----- | Pete Moore (1976) |
| 2. | 2658 | ----- | Brent Marty (1995) |
| 3. | 2444 | ----- | Scott Powell (1987) |
| 4. | 2414 | ----- | Pete Moore (1975) |
| 5. | 2358 | ----- | Oscar Alonso (1967) |
| 6. | 2308 | ----- | Pete Moore (1977) |
| 7. | 2257 | ----- | Scott Powell (1989) |
| 8. | 2245 | ----- | Jay Simmonds (1986) |
| 9. | 2226 | ----- | Bob Macoritti (1970) |
| 10. | 2220 | ----- | Tim Scott (1984) |

PUNTING AVERAGE (min. 30 attempts)

| | | | |
|-----|----------------|-------|-----------------------|
| 1. | 42.2 (33-1393) | ----- | Myndret Busack (1948) |
| 2. | 41.4 (43-1780) | ----- | Matt Mahaffey (1997) |
| 3. | 41.2 (39-1607) | ----- | Matt Mahaffey (1998) |
| 4. | 40.5 (49-1985) | ----- | Matt Mahaffey (1999) |
| 5. | 39.2 (44-1727) | ----- | Bob Macoritti (1971) |
| 6. | 39.0 (32-1248) | ----- | Bob Macoritti (1972) |
| 7. | 38.7 (61-2358) | ----- | Oscar Alonso (1967) |
| 8. | 38.5 (53-2308) | ----- | Pete Moore (1977) |
| | 38.5 (44-1694) | ----- | Pete Moore (1974) |
| 10. | 38.4 (50-1920) | ----- | Bob Macoritti (1969) |

PUNT RETURNS

| | | | |
|-----|----|-------|----------------------|
| 1. | 44 | ----- | Keith Adams (2004) |
| 2. | 37 | ----- | Nick Hajjar (2002) |
| 3. | 31 | ----- | Craig Jensen (1967) |
| 4. | 30 | ----- | Seth Mastrine (2000) |
| | 30 | ----- | Phil Puryear (1989) |
| 6. | 29 | ----- | Nick Hajjar (2003) |
| | 29 | ----- | Seth Mastrine (1997) |
| 8. | 24 | ----- | Seth Mastrine (1998) |
| 9. | 23 | ----- | Seth Mastrine (1999) |
| 10. | 22 | ----- | Tim Jackson (1978) |

PUNT RETURN YARDS

| | | | |
|-----|-----|-------|----------------------|
| 1. | 502 | ----- | Keith Adams (2004) |
| 2. | 439 | ----- | Nick Hajjar (2002) |
| 3. | 319 | ----- | Nick Hajjar (2003) |
| 4. | 297 | ----- | Phil Puryear (1989) |
| 5. | 287 | ----- | Seth Mastrine (1999) |
| 6. | 264 | ----- | Seth Mastrine (2000) |
| 7. | 251 | ----- | Craig Jensen (1967) |
| 8. | 245 | ----- | Seth Mastrine (1997) |
| 9. | 233 | ----- | Tim Jackson (1979) |
| 10. | 209 | ----- | Gregg Barney (1982) |

PUNT RETURN AVERAGE (min. eight attempts)

| | | | |
|-----|---------------|-------|----------------------|
| 1. | 15.1 (8-121) | ----- | Phil Puryear (1990) |
| 2. | 12.5 (23-287) | ----- | Seth Mastrine (1999) |
| 3. | 12.3 (17-209) | ----- | Gregg Barney (1982) |
| | 12.3 (19-233) | ----- | Tim Jackson (1979) |
| 5. | 11.9 (37-439) | ----- | Nick Hajjar (2002) |
| 6. | 11.4 (44-502) | ----- | Keith Adams (2004) |
| 7. | 11.2 (18-201) | ----- | Tim Jackson (1980) |
| 8. | 11.1 (16-177) | ----- | Nick Hajjar (2001) |
| 9. | 11.0 (29-319) | ----- | Nick Hajjar (2003) |
| 10. | 10.0 (20-199) | ----- | Tim Jackson (1977) |

KICKOFF RETURNS

| | | | |
|-----|----|-------|-----------------------|
| 1. | 42 | ----- | Phil Puryear (1990) |
| 2. | 28 | ----- | Nick Hajjar (2003) |
| 3. | 24 | ----- | Phil Puryear (1989) |
| 4. | 23 | ----- | Nick Hajjar (2001) |
| | 23 | ----- | John Tomlinson (1991) |
| 6. | 22 | ----- | Sly Slaughter (1994) |
| 7. | 21 | ----- | Jeff Elser (1995) |
| | 21 | ----- | John Bulkey (1986) |
| 9. | 20 | ----- | Seth Mastrine (2000) |
| 10. | 19 | ----- | Dave Jones (1982) |

KICKOFF RETURN YARDS

| | | | |
|-----|-----|-------|-----------------------|
| 1. | 834 | ----- | Phil Puryear (1990) |
| 2. | 628 | ----- | Nick Hajjar (2003) |
| 3. | 563 | ----- | Phil Puryear (1989) |
| 4. | 522 | ----- | Nick Hajjar (2001) |
| 5. | 468 | ----- | Seth Mastrine (2000) |
| 6. | 433 | ----- | Jon Bulkley (1986) |
| 7. | 425 | ----- | John Tomlinson (1991) |
| 8. | 415 | ----- | Sly Slaughter (1994) |
| | 415 | ----- | Ron Cetovich (1973) |
| 10. | 373 | ----- | John Bulkey (1985) |

KICKOFF RETURN AVERAGE (min. six attempts)

| | | | |
|-----|---------------|-------|----------------------|
| 1. | 31.4 (11-345) | ----- | Tony Sutton (2004) |
| 2. | 30.9 (8-247) | ----- | Tim Jackson (1978) |
| 3. | 27.9 (11-307) | ----- | Tim Jackson (1980) |
| 4. | 25.9 (14-363) | ----- | Art Wilson (1966) |
| 5. | 24.9 (15-373) | ----- | Jon Bulkley (1985) |
| 6. | 24.5 (13-318) | ----- | Art Wilson (1967) |
| 7. | 24.1 (15-362) | ----- | Tim Jackson (1977) |
| 8. | 23.8 (9-215) | ----- | Glen Hudson (1970) |
| 9. | 23.7 (7-166) | ----- | Reggie Ray (1997) |
| 10. | 23.4 (20-468) | ----- | Seth Mastrine (2000) |

ALL-PURPOSE YARDS

(Rushing-Receiving>Returns)

| | | | |
|-----|---------------------|-------|------------------------|
| 1. | 2634 (2240-49-345) | ----- | Tony Sutton (2004) |
| 2. | 2203 (1955-161-87) | ----- | Tony Sutton (2003) |
| 3. | 1577 (1418-110-50) | ----- | Tony Sutton (2002) |
| 4. | 1561 (1027-232-302) | ----- | Tom Dingle (1956) |
| 5. | 1537 (1086-264-187) | ----- | Rod Dingle (1965) |
| 6. | 1508 (1022-201-285) | ----- | Tom Dingle (1957) |
| 7. | 1497 (4-538-955) | ----- | Phil Puryear (1990) |
| 8. | 1376 (0-516-860) | ----- | Phil Puryear (1989) |
| 9. | 1370 (1190-0-180) | ----- | Steve McClellan (1960) |
| 10. | 1330 (1236-94-0) | ----- | Brian Grandison (1991) |

ALL-TIME INDIVIDUAL RECORDS FOR A CAREER

OFFENSIVE PLAYS

1. 1251 ----- Rich Judd (1995-98)
2. 899 ----- Brian Grandison (1988-91)
3. 839 ----- Tony Sutton (2002-04)
4. 711 ----- Craig Lombardi (1986-88)
5. 687 ----- Vic Rowcliffe (1988-91)
6. 670 ----- Justin Abraham (1997-00)
7. 644 ----- Steve McClellan (1957-60)
8. 613 ----- Justin Schafer (2003-)
- 613 ----- Tom Dingle (1955-58)
10. 606 ----- Ron Wright (1979-82)

TOTAL OFFENSE

1. 7331 ----- Rich Judd (1995-98)
2. 5613 ----- Tony Sutton (2002-04)
3. 4042 ----- Brian Grandison (1988-91)
4. 3912 ----- Tom Dingle (1955-58)
5. 3826 ----- Justin Abraham (1997-00)
6. 3780 ----- Justin Schafer (2003-)
7. 3487 ----- Jeff Spraggins (1999-02)
8. 3282 ----- Steve McClellan (1957-60)
9. 3221 ----- Craig Lombardi (1986-88)
10. 2691 ----- Jeff Elser (1995-98)

YARDS PER PLAY (min. 200 plays)

1. 7.1 (328-2323) ----- Dick Jacobs (1952-55)
2. 6.7 (839-5613) ----- Tony Sutton (2002-04)
3. 6.4 (613-3912) ----- Tom Dingle (1955-58)
4. 6.3 (557-3282) ----- Jeff Spraggins (1999-02)
5. 6.2 (613-3780) ----- Justin Schafer (2003-)
6. 5.9 (1251-7331) ----- Rich Judd (1995-98)
7. 5.8 (337-1948) ----- Rod Dingle (1963-65)
8. 5.7 (670-3826) ----- Justin Abraham (1997-00)
9. 5.5 (249-1360) ----- Will Schober (1996-99)
10. 5.4 (252-1354) ----- Jim Bressi (1972-75)

RUSHING ATTEMPTS

1. 889 ----- Brian Grandison (1988-91)
2. 838 ----- Tony Sutton (2002-04)
3. 644 ----- Steve McClellan (1957-60)
4. 613 ----- Tom Dingle (1955-58)
5. 600 ----- Jeff Elser (1995-98)
6. 577 ----- Rich Leone (1977-80)
7. 493 ----- Scott Jones (1999-02)
8. 488 ----- Jim Turner (1959-62)
9. 440 ----- Ed Thompson (1967-70)
10. 431 ----- Jim DeRose (1969-71)

RUSHING YARDS

1. 5613 ----- Tony Sutton (2002-04)
2. 4042 ----- Brian Grandison (1988-91)
3. 3912 ----- Tom Dingle (1955-58)
4. 3282 ----- Steve McClellan (1957-60)
5. 2691 ----- Jeff Elser (1995-98)
6. 2591 ----- Rich Leone (1977-80)
7. 2323 ----- Dick Jacobs (1952-55)
8. 2170 ----- Jim Turner (1959-62)
9. 2039 ----- Scott Jones (1999-02)
10. 1948 ----- Rod Dingle (1963-65)

YARDS PER RUSH (min. 1000 net yards)

1. 7.1 (328-2323) ----- Dick Jacobs (1952-55)
2. 6.7 (838-5613) ----- Tony Sutton (2002-04)
3. 6.4 (613-3912) ----- Tom Dingle (1955-58)
4. 5.8 (337-1948) ----- Rod Dingle (1963-65)
5. 5.5 (249-1360) ----- Will Schober (1996-99)
6. 5.3 (319-1681) ----- John Siskowic (1951-53)
7. 5.1 (644-3282) ----- Steve McClellan (1957-60)
8. 4.9 (379-1844) ----- Brock Wanless (1996-99)
9. 4.5 (889-4042) ----- Brian Grandison (1988-91)
10. 4.5 (226-1023) ----- Rob Hooper (1999-03)

RUSHING TOUCHDOWNS

1. 76 ----- Tony Sutton (2002-04)
2. 45 ----- Tom Dingle (1955-58)
3. 38 ----- Brian Grandison (1988-91)
4. 36 ----- Steve McClellan (1957-60)
5. 32 ----- Dick Jacobs (1952-55)
6. 29 ----- Jeff Elser (1995-98)
- 29 ----- John Siskowic (1951-53)
8. 28 ----- Rod Dingle (1963-65)
9. 21 ----- Scott Jones (1999-02)
- 21 ----- Brock Wanless (1996-99)

PASSES COMPLETED

1. 561 ----- Rich Judd (1995-98)
2. 306 ----- Justin Abraham (1997-00)
3. 282 ----- Craig Lombardi (1986-88)
4. 240 ----- Vic Rowcliffe (1988-91)
5. 231 ----- Justin Schafer (2003-)
6. 229 ----- Jeff Spraggins (1999-02)
7. 226 ----- John Ramsier (1989-92)
8. 222 ----- Ron Wright (1979-82)
9. 158 ----- Phil Lucchese (1982-84)
10. 145 ----- Ted Hole (1952-55)

PASSES ATTEMPTED

1. 991 ----- Rich Judd (1995-98)
2. 590 ----- Justin Abraham (1997-00)
3. 588 ----- Craig Lombardi (1986-88)
4. 480 ----- Vic Rowcliffe (1988-91)
5. 467 ----- Jeff Spraggins (1999-02)
6. 459 ----- Ron Wright (1979-82)
7. 446 ----- Justin Schafer (2003-)
8. 417 ----- John Ramsier (1989-92)
9. 344 ----- Phil Lucchese (1982-84)
10. 329 ----- Tom Boardman (1966-69)

COMPLETION PCT. (min. 100 completions)

1. .566 (561-991) ----- Rich Judd (1995-98)
2. .542 (226-417) ----- John Ramsier (1989-92)
3. .519 (306-590) ----- Justin Abraham (1997-00)
4. .518 (231-446) ----- Justin Schafer (2003-)
5. .511 (145-284) ----- Ted Hole (1952-55)
6. .500 (240-480) ----- Vic Rowcliffe (1988-91)
7. .491 (105-214) ----- Jim Bressi (1972-75)
8. .490 (229-467) ----- Jeff Spraggins (1999-02)
9. .484 (222-459) ----- Ron Wright (1979-82)
10. .480 (282-588) ----- Craig Lombardi (1986-88)

PASSING YARDS

1. 7150 ----- Rich Judd (1995-98)
2. 3796 ----- Justin Abraham (1997-00)
3. 3680 ----- Jeff Spraggins (1999-02)
4. 3485 ----- Craig Lombardi (1986-88)
5. 3325 ----- Justin Schafer (2003-)
6. 2697 ----- Vic Rowcliffe (1988-91)
7. 2633 ----- John Ramsier (1989-92)
8. 2303 ----- Ron Wright (1979-82)
9. 2132 ----- Ted Hole (1952-55)
10. 1811 ----- Phil Lucchese (1982-84)

YARDS PER COMPLETION (min. 100 completions)

1. 16.1 (229-3680) ----- Jeff Spraggins (1999-02)
2. 14.7 (145-2132) ----- Ted Hole (1952-55)
3. 14.4 (231-3325) ----- Justin Schafer (2003-)
4. 13.6 (105-1430) ----- Jim Bressi (1972-75)
5. 12.8 (561-7150) ----- Rich Judd (1995-98)
6. 12.4 (306-3796) ----- Justin Abraham (1997-00)
7. 12.4 (282-3485) ----- Craig Lombardi (1986-88)
8. 12.1 (135-1629) ----- Don Mathews (1985-86)
9. 11.7 (226-2633) ----- John Ramsier (1989-92)
10. 11.6 (141-1629) ----- Tom Boardman (1966-69)

TOUCHDOWN PASSES

1. 59 ----- Rich Judd (1995-98)
2. 42 ----- Jeff Spraggins (1999-02)
3. 34 ----- Justin Abraham (1997-00)
4. 27 ----- Justin Schafer (2003-)
5. 24 ----- Vic Rowcliffe (1988-91)
6. 22 ----- Ted Hole (1952-55)
7. 20 ----- Craig Lombardi (1986-88)
8. 18 ----- John Ramsier (1989-92)
9. 12 ----- Tim Raffel (1977-78)
10. 11 ----- Randy Snow (1964-67)

PASSES HAD INTERCEPTED

1. 30 ----- John Ramsier (1989-92)
- 30 ----- Ted Hole (1952-55)
3. 29 ----- Craig Lombardi (1986-88)
4. 28 ----- Justin Abraham (1997-00)
- 28 ----- Rich Judd (1995-98)
- 28 ----- Vic Rowcliffe (1988-91)
- 28 ----- Ron Wright (1979-82)
8. 26 ----- Jeff Spraggins (1999-02)
9. 25 ----- Joe Grunda (1970-73)
10. 24 ----- Tom Boardman (1966-69)

PASS EFFICIENCY RATING (min. 150 attempts)

1. 133.77 ----- Jeff Spraggins (1999-02)
2. 131.21 ----- Rich Judd (1995-98)
3. 124.98 ----- Justin Schafer (2003-)
4. 117.64 ----- Ted Hole (1952-55)*
5. 115.43 ----- Justin Abraham (1997-00)
6. 107.09 ----- John Ramsier (1989-92)
7. 105.77 ----- Tim Raffel (1977-78)
8. 102.95 ----- Gregg Barney (1979-82)
9. 102.03 ----- Vic Rowcliffe (1988-91)
10. 100.70 ----- Jim Bressi (1972-75)

*Missing passing statistics from 1952

RECEPTIONS

1. 224 ----- Brandon Good (1995-98)
2. 143 ----- Chris Cabot (1998-01)
3. 107 ----- Reggie Ray (1996-99)
- 107 ----- Phil Puryear (1987-90)
5. 105 ----- Price Daw (1948-50)
6. 101 ----- Rick Koeth (1972-75)
7. 98 ----- Tony Harris (1984-87)
8. 97 ----- Ned Compton (1972-74)
9. 85 ----- Brian Wright (1991-94)
10. 76 ----- Tim Slovensky (2001-04)

RECEIVING YARDS

1. 2838 ----- Brandon Good (1995-98)
2. 2302 ----- Chris Cabot (1998-01)
3. 2044 ----- Reggie Ray (1996-99)
4. 1650 ----- Phil Puryear (1987-90)
5. 1557 ----- Ned Compton (1972-74)
6. 1474 ----- Tony Harris (1984-87)
- 1474 ----- Price Daw (1948-50)
8. 1332 ----- Richie McNally (2001-04)
9. 1188 ----- Rick Koeth (1972-75)
10. 1099 ----- Tim Slovensky (2001-04)

YARDS PER RECEPTION (min. 30 receptions)

1. 19.3 (69-1332) ----- Richie McNally (2001-04)
2. 19.2 (31-596) ----- Tim Jackson (1977-80)
3. 19.1 (107-2044) ----- Reggie Ray (1996-99)
4. 17.0 (37-630) ----- Matt Mahaffey (1996-99)
5. 16.1 (61-983) ----- Chris Romano (1977-80)
6. 16.1 (143-2302) ----- Chris Cabot (1998-01)
7. 16.1 (97-1557) ----- Ned Compton (1972-74)
8. 15.8 (69-1091) ----- Darryl Simmons (1998-01)
9. 15.4 (107-1650) ----- Phil Puryear (1987-90)
10. 15.0 (98-1474) ----- Tony Harris (1984-87)

RECEIVING TOUCHDOWNS

1. 30 ----- Brandon Good (1995-98)
2. 24 ----- Chris Cabot (1998-01)
- 24 ----- Reggie Ray (1996-99)
4. 12 ----- Richie McNally (2001-04)
5. 11 ----- Phil Puryear (1987-90)
6. 10 ----- Vince Cellini (1977-80)
- 10 ----- Ned Compton (1972-74)
8. 9 ----- Tim Slovensky (2001-04)
- 9 ----- Darryl Simmons (1998-01)
- 9 ----- Rick Fox (1990-93)

ALL-TIME INDIVIDUAL RECORDS FOR A CAREER

TOTAL POINTS

| | | |
|---------|-------|---------------------------|
| 1. 480 | ----- | Tony Sutton (2002-04) |
| 2. 327 | ----- | Richie McNally (2001-04) |
| 3. 273 | ----- | Tom Dingle (1955-58) |
| 4. 270 | ----- | Brian Grandison (1988-91) |
| 5. 224 | ----- | Steve McClellan (1957-60) |
| 6. 192 | ----- | Dick Jacobs (1952-55) |
| 7. 180 | ----- | Brandon Good (1995-98) |
| 8. 174 | ----- | Jeff Elser (1995-98) |
| 174 | ----- | John Siskowic (1951-53) |
| 10. 172 | ----- | Rod Dingle (1963-65) |

TOTAL TOUCHDOWNS

| | | |
|--------|-------|---------------------------|
| 1. 80 | ----- | Tony Sutton (2002-04) |
| 2. 45 | ----- | Tom Dingle (1955-58) |
| 3. 43 | ----- | Brian Grandison (1988-91) |
| 4. 36 | ----- | Steve McClellan (1957-60) |
| 5. 32 | ----- | Dick Jacobs (1952-55) |
| 6. 30 | ----- | Brandon Good (1995-98) |
| 7. 29 | ----- | Jeff Elser (1995-98) |
| 29 | ----- | John Siskowic (1951-53) |
| 9. 28 | ----- | Rod Dingle (1963-65) |
| 10. 24 | ----- | Chris Cabot (1998-01) |
| 24 | ----- | Reggie Ray (1996-99) |

TACKLES

| | | |
|---------|-------|-------------------------|
| 1. 432 | ----- | Seth Duerr (1997-00) |
| 2. 416 | ----- | Tim Cline (2001-04) |
| 3. 389 | ----- | Geoff Belz (1986-89) |
| 4. 363 | ----- | John Marcinek (1989-92) |
| 5. 342 | ----- | Brock Jones (1984-87) |
| 6. 311 | ----- | Dana Kreeger (1991-94) |
| 7. 286 | ----- | Greg Lare (1994-96) |
| 8. 275 | ----- | Jeff Price (1986-88) |
| 9. 273 | ----- | Mike Noble (1994-97) |
| 10. 266 | ----- | Kevin Rooker (2001-03) |

SACKS

| | | |
|----------|-------|-----------------------|
| 1. 34.0 | ----- | Brock Jones (1984-87) |
| 2. 21.5 | ----- | Andy Mizak (2003-) |
| 3. 17.5 | ----- | Seth Duerr (1997-00) |
| 4. 17.0 | ----- | Drew Fay (1999-02) |
| 17.0 | ----- | Brad Horst (1996-99) |
| 6. 15.5 | ----- | Joe Kearney (2001-04) |
| 7. 14.5 | ----- | Todd Worly (1999-02) |
| 14.5 | ----- | Bjorn Lake (1993-96) |
| 9. 14.0 | ----- | Geoff Belz (1986-89) |
| 10. 12.5 | ----- | Jason Legg (1994-97) |

INTERCEPTIONS

| | | |
|--------|-------|-------------------------|
| 1. 18 | ----- | Seth Mastrine (1997-00) |
| 2. 14 | ----- | Nick Hajjar (2000-03) |
| 14 | ----- | Dale Fortner (1978-81) |
| 14 | ----- | John Bohannon (1971-74) |
| 5. 12 | ----- | Bill Stoner (1951-54) |
| 6. 11 | ----- | Sly Slaughter (1993-96) |
| 11 | ----- | Craig Poetter (1980-83) |
| 11 | ----- | Bob Buchanan (1969-72) |
| 11 | ----- | Rick Quayle (1968-71) |
| 10. 10 | ----- | Mike Murray (1995-98) |

EXTRA POINTS

| | | |
|--------|-------|----------------------------|
| 1. 172 | ----- | Richie McNally (2001-04) |
| 2. 75 | ----- | Ben Arnold (1996-99) |
| 3. 66 | ----- | Dave Poetter (1967-70) |
| 4. 54 | ----- | Pete Hershberger (1951-53) |
| 5. 49 | ----- | Joe Zombek (1998-00) |
| 6. 47 | ----- | Kevin Lynch (1975-78) |
| 7. 35 | ----- | Bob Macoritti (1969-72) |
| 8. 25 | ----- | Greg Sayle (1989-90) |
| 9. 23 | ----- | Seth Carpien (1990-93) |
| 10. 22 | ----- | Will Schober (1996-99) |

EXTRA POINT PCT. (min. 15 attempts)

| | | |
|-------------------|-------|--------------------------|
| 1. .957 (66-69) | ----- | Dave Poetter (1967-70) |
| 2. .940 (47-50) | ----- | Kevin Lynch (1975-78) |
| 3. .930 (172-185) | ----- | Richie McNally (2001-04) |
| 4. .921 (35-38) | ----- | Bob Macoritti (1969-72) |
| 5. .917 (22-24) | ----- | Will Schober (1996-97) |
| 6. .909 (20-22) | ----- | Keith Anna (1980) |
| 7. .907 (49-54) | ----- | Joe Zombek (1998-00) |
| 8. .900 (18-20) | ----- | Faizel Latiff (1982-83) |
| 9. .882 (75-85) | ----- | Ben Arnold (1996-99) |
| .882 (15-17) | ----- | Dave Baka (1985-86) |

FIELD GOALS

| | | |
|-------|-------|--------------------------|
| 1. 27 | ----- | Richie McNally (2001-04) |
| 2. 18 | ----- | Ben Arnold (1996-99) |
| 18 | ----- | Bob Macoritti (1969-72) |
| 4. 17 | ----- | Joe Zombek (1998-00) |
| 5. 13 | ----- | Dave Baka (1985-86) |
| 6. 12 | ----- | Dave Poetter (1967-70) |
| 7. 9 | ----- | Faizel Latiff (1982-83) |
| 8. 8 | ----- | Kevin Lynch (1975-78) |
| 9. 7 | ----- | Scott Ross (1987) |
| 10. 6 | ----- | Brent Marty (1994-95) |
| 6 | ----- | Keith Anna (1980) |

FIELD GOAL PCT. (min. 10 attempts)

| | | |
|-----------------|-------|--------------------------|
| 1. .783 (18-23) | ----- | Ben Arnold (1996-99) |
| 2. .667 (12-18) | ----- | Dave Poetter (1967-70) |
| 3. .659 (27-41) | ----- | Richie McNally (2001-04) |
| 4. .630 (17-27) | ----- | Joe Zombek (1998-00) |
| 5. .619 (13-21) | ----- | Dave Baka (1985-86) |
| 6. .615 (8-13) | ----- | Kevin Lynch (1975-78) |
| 7. .600 (6-10) | ----- | Brent Marty (1994-95) |
| .600 (9-15) | ----- | Faizel Latiff (1982-83) |
| 9. .583 (7-12) | ----- | Scott Ross (1986-87) |

PUNTS

| | | |
|--------|-------|--------------------------|
| 1. 238 | ----- | Pete Moore (1974-77) |
| 2. 211 | ----- | Ron Wright (1979-82) |
| 3. 188 | ----- | Matt Mahaffey (1996-99) |
| 4. 187 | ----- | Bob Macoritti (1969-72) |
| 5. 171 | ----- | Ryan Hartschuh (1999-02) |
| 6. 168 | ----- | Oscar Alonso (1966-68) |
| 7. 166 | ----- | Tim Scott (1982-85) |
| 8. 157 | ----- | Scott Powell (1987-89) |
| 9. 122 | ----- | Brent Marty (1994-95) |

PUNTING YARDAGE

| | | |
|---------|-------|--------------------------|
| 1. 8903 | ----- | Pete Moore (1974-77) |
| 2. 7357 | ----- | Matt Mahaffey (1996-99) |
| 3. 7329 | ----- | Ron Wright (1979-82) |
| 4. 7122 | ----- | Bob Macoritti (1969-72) |
| 5. 6271 | ----- | Oscar Alonso (1966-68) |
| 6. 6046 | ----- | Ryan Hartschuh (1999-02) |
| 7. 5789 | ----- | Tim Scott (1982-85) |
| 8. 5637 | ----- | Scott Powell (1987-89) |
| 9. 4473 | ----- | Brent Marty (1994-95) |

PUNTING AVERAGE (min. 100 attempts)

| | | |
|--------------------|-------|--------------------------|
| 1. 39.1 (188-7357) | ----- | Matt Mahaffey (1996-99) |
| 2. 38.1 (187-7122) | ----- | Bob Macoritti (1969-72) |
| 3. 37.4 (238-8903) | ----- | Pete Moore (1974-77) |
| 4. 37.3 (168-6271) | ----- | Oscar Alonso (1966-68) |
| 5. 36.7 (122-4473) | ----- | Brent Marty (1994-95) |
| 6. 35.9 (157-5637) | ----- | Scott Powell (1987-89) |
| 7. 35.4 (171-6046) | ----- | Ryan Hartschuh (1999-02) |
| 8. 34.9 (166-5789) | ----- | Tim Scott (1982-85) |
| 9. 34.7 (211-7329) | ----- | Ron Wright (1979-82) |

PUNT RETURNS

| | | |
|--------|-------|-------------------------|
| 1. 106 | ----- | Seth Mastrine (1997-00) |
| 2. 82 | ----- | Nick Hajjar (2000-03) |
| 3. 79 | ----- | Tim Jackson (1977-80) |
| 4. 49 | ----- | Phil Puryear (1987-90) |
| 5. 45 | ----- | Craig Jensen (1964-67) |
| 6. 44 | ----- | Keith Adams (2003-) |
| 7. 35 | ----- | Bob Buchanan (1969-72) |
| 8. 34 | ----- | Sly Slaughter (1993-96) |
| 34 | ----- | John Bulkley (1984-87) |
| 10. 29 | ----- | Gregg Barney (1979-82) |

PUNT RETURN YARDS

| | | |
|---------|-------|-------------------------|
| 1. 981 | ----- | Seth Mastrine (1997-00) |
| 2. 935 | ----- | Nick Hajjar (2000-03) |
| 3. 791 | ----- | Tim Jackson (1977-80) |
| 4. 515 | ----- | Phil Puryear (1987-90) |
| 5. 502 | ----- | Keith Adams (2003-) |
| 6. 319 | ----- | Craig Jensen (1964-67) |
| 7. 281 | ----- | Gregg Barney (1979-82) |
| 8. 239 | ----- | John Bulkley (1984-87) |
| 239 | ----- | Bob Buchanan (1969-72) |
| 10. 228 | ----- | Sly Slaughter (1993-96) |

PUNT RETURN AVERAGE (min. 15 attempts)

| | | |
|------------------|-------|-------------------------|
| 1. 11.4 (44-502) | ----- | Keith Adams (2003-) |
| 2. 11.4 (82-935) | ----- | Nick Hajjar (2000-03) |
| 3. 10.5 (49-515) | ----- | Phil Puryear (1987-90) |
| 4. 10.0 (79-791) | ----- | Tim Jackson (1977-80) |
| 5. 9.7 (29-281) | ----- | Gregg Barney (1979-82) |
| 6. 9.3 (106-981) | ----- | Seth Mastrine (1997-00) |
| 7. 7.9 (34-228) | ----- | Sly Slaughter (1993-96) |
| 8. 7.5 (17-128) | ----- | Jeff Elser (1995-98) |
| 9. 7.1 (45-319) | ----- | Craig Jensen (1964-67) |
| 10. 7.0 (34-239) | ----- | John Bulkley (1984-87) |

KICKOFF RETURNS

| | | |
|--------|-------|-------------------------|
| 1. 79 | ----- | Phil Puryear (1987-90) |
| 2. 66 | ----- | Jon Bulkley (1984-87) |
| 3. 65 | ----- | Nick Hajjar (2000-03) |
| 4. 54 | ----- | Seth Mastrine (1997-00) |
| 5. 44 | ----- | Dave Jones (1981-83) |
| 6. 37 | ----- | Sly Slaughter (1993-96) |
| 37 | ----- | Tim Jackson (1977-80) |
| 8. 32 | ----- | Art Wilson (1966-68) |
| 9. 30 | ----- | Tony Harris (1984-87) |
| 10. 29 | ----- | Jeff Elser (1995-98) |

KICKOFF RETURN YARDS

| | | |
|---------|-------|-------------------------|
| 1. 1694 | ----- | Phil Puryear (1987-90) |
| 2. 1458 | ----- | Nick Hajjar (2000-03) |
| 3. 1317 | ----- | Jon Bulkley (1984-87) |
| 4. 1113 | ----- | Seth Mastrine (1997-00) |
| 5. 970 | ----- | Tim Jackson (1977-80) |
| 6. 810 | ----- | Dave Jones (1981-83) |
| 7. 751 | ----- | Art Wilson (1966-68) |
| 8. 644 | ----- | Sly Slaughter (1993-96) |
| 9. 584 | ----- | Tony Harris (1984-87) |
| 10. 561 | ----- | Ron Cetovich (1971-73) |

KICKOFF RETURN AVERAGE (min. 15 attempts)

| | | |
|--------------------|-------|-------------------------|
| 1. 26.2 (37-970) | ----- | Tim Jackson (1977-80) |
| 2. 23.5 (32-751) | ----- | Art Wilson (1966-68) |
| 3. 23.2 (15-348) | ----- | Glen Hudson (1970-71) |
| 4. 22.4 (65-1458) | ----- | Nick Hajjar (2000-03) |
| 5. 21.6 (26-561) | ----- | Ron Cetovich (1971-73) |
| 6. 21.4 (79-1694) | ----- | Phil Puryear (1987-90) |
| 7. 21.0 (19-396) | ----- | Tom Hubbard (1973-75) |
| 8. 20.8 (19-395) | ----- | Reggie Ray (1996-99) |
| 9. 20.6 (54-1113) | ----- | Seth Mastrine (1997-00) |
| 10. 19.9 (66-1317) | ----- | Jon Bulkley (1984-87) |

ALL-PURPOSE YARDS

(Rushing-Receiving>Returns)

| | | |
|-------------------------|-------|----------------------------|
| 1. 6415 (5613-320-482) | ----- | Tony Sutton (2002-04) |
| 2. 5436 (3912-554-970) | ----- | Tom Dingle (1955-58) |
| 3. 4753 (4042-446-265) | ----- | Brian Grandison (1988-91) |
| 4. 3859 (0-1650-2209) | ----- | Phil Puryear (1987-90) |
| 5. 3746 (2691-400-655) | ----- | Jeff Elser (1995-98) |
| 6. 3693 (3282-0-411) | ----- | Steve McClellan (1957-60)* |
| 7. 3079 (0-2838-241) | ----- | Brandon Good (1995-98) |
| 8. 2740 (2591-134-15) | ----- | Rich Leone (1977-80) |
| 9. 2623 (0-0-2623) | ----- | Nick Hajjar (2000-03) |
| 10. 2612 (2039-308-265) | ----- | Scott Jones (1999-02) |

*Missing receiving and return yards from 1957

TONY SUTTON TRIBUTE – THE BEST RUNNING BACK IN DIV. III HISTORY

The greatest running back to ever play NCAA Div. III football, at least statistically speaking, was The College of Wooster's Tony Sutton. After a frustrating, injury-riddled freshman season at Div. II Findlay University, the 5-10, 195-pound tailback delighted Fighting Scot fans from 2002-04, producing highlight-reel runs and incredible rushing totals on a weekly basis.

Record wise, Sutton finished with four Div. III national marks, with the most noteworthy being rushing yards per game (187.1) and scoring (16.0 ppg). In fact, his 16.0 points-per-game is an NCAA all-divisions record, and he's the only player in NCAA football history to lead all divisions in rushing, scoring, and all-pupose yardage in back-to-back years (2003-04).

Sutton, who also ranks third overall in Div. III history in all-purpose yards (213.8 per game) and was the third player in the division to join the "80-touchdown club," was a three-time All-American for Wooster, including consensus first-team honors as a junior and senior when he was a finalist for the Div. III national Player-of-the-Year award.

Sutton garnered enough attention to get a tryout from the NFL's Cleveland Browns. He did not receive a free agent contract, but still impressed head coach Romeo Crennel.

"He's got some quickness," Crennel told local writers. "He's got some shake and bake. He showed that in the one-on-one drills. That catches your eye."

Sutton In the Record Book

Tony Sutton not only rewrote the Fighting Scots' record book (see pages 45 and 48-51), but he etched his name throughout the NCAA and North Coast Athletic Conference annals:

NCAA Div. III Career Rushing Yards Per Game

1. 187.1 – Tony Sutton, Wooster, 2002-04 (5,613 Yds./30 Games)
2. 183.8 – R.J. Bowers, Grove City, 1997-00 (7,353 Yds./40 Games)

NCAA Div. III Career Rushing Yards

1. 7,353 – R.J. Bowers, Grove City, 1997-00 (40 Games)
2. 6,125 – Carey Bender, Coe, 1991-94 (39 Games)
3. 6,093 – Steve Tardif, Maine Maritime, 1996-99 (39 Games)
4. 5,693 – Brett Trichilo, Wilkes, 2001-04 (36 Games)
5. 5,613 – Tony Sutton, Wooster, 2002-04 (30 Games)

NCAA Div. III Career Rushing Touchdowns Per Game

1. 2.5 – Tony Sutton, Wooster, 2002-04 (76 TD's/30 Games)
2. 2.3 – R.J. Bowers, Grove City, 1997-00 (91 TD's/40 Games)

NCAA Div. III Career Scoring Per Game

1. 16.0 – Tony Sutton, Wooster, 2002-04 (480 Points/30 Games)
2. 14.4 – Ricky Gales, Simpson, 1988-89 (274 Points/19 Games)

NCAA Div. III Career Scoring

1. 562 – R.J. Bowers, Grove City, 1997-00 (40 Games)
2. 528 – Carey Bender, Coe, 1991-94 (39 Games)
3. 484 – Scott Pingel, Westminster (Mo.), 1996-99 (39 Games)
- 484 – Trevor Shannon, Wartburg, 1995-98 (39 Games)
5. 480 – Tony Sutton, Wooster, 2002-04 (30 Games)

NCAA Div. III Career All-Purpose Yards Per Game

1. 231.3 – R.J. Bowers, Grove City, 1997-00 (9,253 Yds./40 Games)
2. 227.6 – Paul Smith, Gettysburg, 1996-99 (9,104 Yds./40 Games)
3. 213.8 – Tony Sutton, Wooster, 2002-04 (6,415 Yds./30 Games)

NCAC Career Rushing Yards

1. 5,613 – Tony Sutton, Wooster, 2002-04
2. 5,112 – Casey Donaldson, Wittenberg, 1997-00

NCAC Career Rushing Touchdowns

1. 76 – Tony Sutton, Wooster, 2002-04
2. 67 – Casey Donaldson, Wittenberg, 1997-01

NCAC Career Touchdowns


1. 80 – Tony Sutton, Wooster, 2002-04
2. 68 – Casey Donaldson, Wittenberg, 1997-01

NCAC Career Scoring

1. 480 – Tony Sutton, Wooster, 2002-04
2. 408 – Casey Donaldson, Wittenberg, 1997-01

NCAC Career All-Purpose Yards

1. 6,415 – Tony Sutton, Wooster, 2002-04
2. 5,483 – Matt Capone, Ohio Wesleyan, 1997-01



Tony Sutton was invited to the 2005 Hula Bowl. He became the second Fighting Scot to play in the all-star classic, joining placekicker Bob Macoritti who participated in the 1973 game. (Photo courtesy of Associated Press).



Tony Sutton, pictured here on April 29, 2005, worked out at the Cleveland Browns' mini-camp and currently is hoping to get another phone call from the NFL.

OFFENSIVE SEASON-BY-SEASON LEADERS

The greatest statistical leader to play NCAA Div. III football, at least statistically speaking, was the College of Wooster's Tony Sutton. After a frustrating, injury-riddled freshman season at Div. II Findlay University, the 5-10, 195-pound black delighted Fighting Scots fans from 2002-04, producing highlight-reel runs and incredible rushing totals on a weekly basis.

Regardless, Sutton finished with four Div. III national marks, with the most noteworthy being rushing yards per game (187.1) and scoring (16.0 ppg). He set his 16.0 ppg mark as an NCAA all-divisions record, and he's the only player in NCAA football history to lead all divisions in rushing, scoring, and all-purpose yardage in back-to-back years (2003-04).

Sutton, who also ranks third overall in Div. III history in all-purpose yards (2,218 ppg) and was the third player in the division to join the "80-touchdown club," was a three-time All-American for Wooster, including consensus first-team honors as a junior and senior when he was a finalist for the Div. III national Player-of-the-Year award.

Sutton garnered enough attention to get a tryout from the NFL's Cleveland Browns. He did not receive a free agent contract, but still impressed head coach Romeo Crennel.

"He's got some quickness," Crennel told local writers. "He's got some shake and bake. He showed that in the one-on-one drills. That catches your eye."



Tony Sutton was invited to the 2005 Hula Bowl. He became the second Fighting Scot to play in the all-star classic, joining placekicker Bob Macoritti who participated in the 1973 game. (Photo courtesy of Associated Press).

Sutton In the Record Book

Tony Sutton not only rewrote the Fighting Scots' record book (see pages 45 and 48-51), but he etched his name throughout the NCAA and North Coast Athletic Conference annals:

NCAA Div. III Career Rushing Yards Per Game

1. 187.1 - Tony Sutton, Wooster, 2002-04 (5,613 Yds./30 Games)
2. 183.8 - R.J. Bowers, Grove City, 1997-00 (7,353 Yds./40 Games)

NCAA Div. III Career Rushing Yards

1. 7,353 - R.J. Bowers, Grove City, 1997-00 (40 Games)
2. 6,125 - Carey Bender, Coe, 1991-94 (39 Games)
3. 6,093 - Steve Tardif, Maine Maritime, 1996-99 (39 Games)
4. 5,693 - Brett Trichilo, Wilkes, 2001-04 (36 Games)
5. 5,613 - Tony Sutton, Wooster, 2002-04 (30 Games)

NCAA Div. III Career Rushing Touchdowns Per Game

1. 2.5 - Tony Sutton, Wooster, 2002-04 (76 TD's/30 Games)
2. 2.3 - R.J. Bowers, Grove City, 1997-00 (91 TD's/40 Games)

NCAA Div. III Career Scoring Per Game

1. 16.0 - Tony Sutton, Wooster, 2002-04 (480 Points/30 Games)
2. 14.4 - Ricky Gales, Simpson, 1988-89 (274 Points/19 Games)

NCAA Div. III Career Scoring

1. 562 - R.J. Bowers, Grove City, 1997-00 (40 Games)
2. 528 - Carey Bender, Coe, 1991-94 (39 Games)
3. 484 - Scott Pingel, Westminster (Mo.), 1996-99 (39 Games)
- 484 - Trevor Shannon, Wartburg, 1995-98 (39 Games)
5. 480 - Tony Sutton, Wooster, 2002-04 (30 Games)

NCAA Div. III Career All-Purpose Yards Per Game

1. 231.3 - R.J. Bowers, Grove City, 1997-00 (9,253 Yds./40 Games)
2. 227.6 - Paul Smith, Gettysburg, 1996-99 (9,104 Yds./40 Games)
3. 213.8 - Tony Sutton, Wooster, 2002-04 (6,415 Yds./30 Games)

NCAC Career Rushing Yards

1. 5,613 - Tony Sutton, Wooster, 2002-04
2. 5,112 - Casey Donaldson, Wittenberg, 1997-00

NCAC Career Rushing Touchdowns

1. 76 - Tony Sutton, Wooster, 2002-04
2. 67 - Casey Donaldson, Wittenberg, 1997-01

NCAC Career Touchdowns

1. 80 - Tony Sutton, Wooster, 2002-04
2. 68 - Casey Donaldson, Wittenberg, 1997-01

NCAC Career Scoring

1. 480 - Tony Sutton, Wooster, 2002-04
2. 408 - Casey Donaldson, Wittenberg, 1997-01

NCAC Career All-Purpose Yards

1. 6,415 - Tony Sutton, Wooster, 2002-04
2. 5,483 - Matt Capone, Ohio Wesleyan, 1997-01



Tony Sutton, pictured here on April 29, 2005, worked out at the Cleveland Browns' mini-camp and currently is hoping to get another phone call from the NFL.

DEFENSIVE SEASON-BY-SEASON LEADERS

...IN TACKLES



Brian Kight

| YEAR | NAME | SOLO | ASST | TACKLES |
|------|---------------|------|------|---------|
| 2004 | Brian Kight | 57 | 35 | 92 |
| 2003 | Tim Cline | 51 | 47 | 98 |
| 2002 | Tim Cline | 55 | 39 | 94 |
| 2001 | Tim Cline | 76 | 59 | 135 |
| 2000 | Seth Duerr | 93 | 43 | 136 |
| 1999 | Seth Duerr | 72 | 35 | 107 |
| 1998 | Seth Duerr | 75 | 35 | 110 |
| 1997 | Seth Duerr | 42 | 37 | 79 |
| 1996 | Keathun Gale | 46 | 26 | 72 |
| 1995 | Greg Lare | 60 | 75 | 135 |
| 1994 | Dana Kreeger | 48 | 47 | 95 |
| 1993 | Jamie Ruhl | 41 | 40 | 81 |
| 1992 | John Marcinek | 84 | 55 | 139 |
| 1991 | John Marcinek | 78 | 41 | 119 |
| 1990 | Jim Gordon | 49 | 96 | 145 |
| 1989 | Geoff Belz | 50 | 72 | 122 |
| 1988 | Geof Belz | 66 | 47 | 113 |
| 1987 | Brock Jones | 66 | 34 | 100 |
| 1986 | Jeff Price | 64 | 51 | 115 |
| 1985 | Brock Jones | 51 | 45 | 96 |
| 1984 | Steve Coss | 46 | 49 | 95 |
| 1983 | Not available | | | |
| 1982 | Not available | | | |
| 1981 | Jeff Golini | 68 | 36 | 104 |
| 1980 | Not available | | | |
| 1979 | Not available | | | |
| 1978 | Not available | | | |
| 1977 | Not available | | | |
| 1976 | Not available | | | |
| 1975 | Not available | | | |
| 1974 | Bruce Shibler | 85 | 21 | 106 |
| 1973 | Not available | | | |
| 1972 | Not available | | | |
| 1971 | Not available | | | |
| 1970 | Not available | | | |
| 1969 | Bob Buchanan | 54 | 36 | 90 |
| 1968 | Ron Maltarich | 66 | 60 | 126 |
| 1967 | Not available | | | |
| 1966 | Tracy Hetrich | 62 | 38 | 100 |
| 1965 | George Bare | 67 | 76 | 143 |
| 1964 | Not available | | | |
| 1963 | Not available | | | |
| 1962 | Not available | | | |
| 1961 | Not available | | | |
| 1960 | Not available | | | |

...IN SACKS



Andy Mizak

| YEAR | NAME | SACK | YDS |
|------|------------------|------|-----|
| 2004 | Andy Mizak | 15.0 | 116 |
| 2003 | Andy Mizak | 6.5 | 32 |
| 2002 | Drew Fay | 6.5 | 39 |
| 2001 | Drew Fay | 7.5 | 49 |
| 2000 | Kevin Heintschel | 8.0 | 57 |
| 1999 | Seth Duerr | 7.5 | 45 |
| 1998 | Brad Horst | 7.0 | 65 |
| 1997 | Brad Horst | 4.5 | |
| 1996 | Jason Legg | 5.0 | |
| 1995 | Jason Legg | 6.0 | |
| 1994 | Bjorn Lake | 8.0 | |
| 1993 | Stuart Gordon | 5.0 | |
| 1992 | Bob Corna | 3.0 | |
| | Matt Haas | 3.0 | |
| | Jonathan Long | 3.0 | |
| 1991 | Chris Hamilton | 5.0 | |
| 1990 | Todd Adamson | 3.0 | |
| | T.J. Mallory | 3.0 | |
| | Mark Pickett | 3.0 | |
| 1989 | Henry Adams | 11.0 | |
| 1988 | Joe Luckring | 3.0 | |
| | Dennis Solensky | 3.0 | |
| 1987 | Brock Jones | 10.0 | |
| 1986 | Brock Jones | 6.0 | |
| | Karl Penn | 6.0 | |
| 1985 | Brock Jones | 13.0 | |
| 1984 | Brock Jones | 5.0 | |
| 1983 | Not available | | |
| 1982 | Not available | | |
| 1981 | Pat Williams | 6.0 | |

Sacks were not kept until 1981 and did not become an official NCAA statistic until 2000.

...IN INTERCEPTIONS

| YEAR | NAME | INT | YDS |
|------|-------------------|-----|-----|
| 2004 | Brian Kight | 4 | 57 |
| | Ryan Jayne | 4 | 0 |
| 2003 | Brian Kight | 4 | 126 |
| 2002 | Brian Kight | 2 | 23 |
| | Nick Hajjar | 2 | 11 |
| 2001 | Nick Hajjar | 4 | 120 |
| | Demar Jackson | 4 | 75 |
| 2000 | Seth Mastrine | 7 | 69 |
| 1999 | Seth Mastrine | 9 | 111 |
| 1998 | Mike Murray | 5 | 26 |
| 1997 | Kevin Brown | 3 | 45 |
| | Dan Mizener | 3 | 30 |
| | Mike Murray | 3 | 69 |
| 1996 | Sly Slaughter | 3 | 40 |
| 1995 | Scott Amstutz | 4 | 20 |
| 1994 | Travis Booker | 5 | 37 |
| 1993 | Sly Slaughter | 3 | 33 |
| 1992 | Damond Moodie | 3 | 13 |
| 1991 | Eric Roberts | 3 | 15 |
| | Steve Spitzer | 3 | 16 |
| | James Weaver | 3 | 1 |
| 1990 | Jim Gordon | 2 | 3 |
| | Vic Kaminski | 2 | 13 |
| 1989 | Gary Miller | 4 | 7 |
| 1988 | Mike Casey | 2 | 0 |
| | Scott Izzo | 2 | 0 |
| 1987 | Steve Young | 4 | 9 |
| 1986 | Kevin Howard | 3 | 1 |
| 1985 | Terry Carter | 1 | 0 |
| | Ron Grimm | 1 | 2 |
| | Tony Kenneally | 1 | 0 |
| 1984 | Kevin Howard | 3 | 12 |
| 1983 | Greg Potter | 2 | 11 |
| | Tom Ranft | 2 | 35 |
| | Kurt Smith | 2 | 59 |
| 1982 | Greg Potter | 3 | 0 |
| | Rob Rettinger | 3 | 24 |
| 1981 | Dale Fortner | 2 | 28 |
| | Jeff Golini | 2 | 20 |
| 1980 | Greg Potter | 5 | 18 |
| 1979 | Dale Fortner | 7 | 42 |
| 1978 | Rob McCoy | 3 | 6 |
| 1977 | Perry Hoskins | 2 | 0 |
| | Stu Sheard | 2 | 0 |
| 1976 | Bill Magaw | 4 | 8 |
| | Stu Sheard | 4 | 52 |
| 1975 | Stu Sheard | 2 | 9 |
| 1974 | John Bohannon | 6 | 70 |
| 1973 | John Bohannon | 5 | 66 |
| 1972 | John Bohannon | 2 | 15 |
| | Bill Handwerk | 2 | 7 |
| | Bob Morehouse | 2 | 19 |
| 1971 | Rick Quayle | 3 | 24 |
| | Dave Whittman | 3 | 13 |
| 1970 | Bob Buchanan | 4 | 76 |
| 1969 | Bob Buchanan | 6 | 111 |
| 1968 | Jim Anadell | 4 | 6 |
| 1967 | Craig Jensen | 5 | 22 |
| 1966 | John Murphy | 2 | 18 |
| 1965 | John Murphy | 3 | N/A |
| 1964 | Ken Norris | 2 | 0 |
| | Larry Ramseyer | 2 | 5 |
| | Bruce Vandershall | 2 | 94 |
| | Jeff Zorn | 2 | 17 |
| 1963 | Not available | | |
| 1962 | Not available | | |
| 1961 | David Fraser | 3 | 18 |
| 1960 | Not available | | |

SPECIAL TEAMS SEASON-BY-SEASON LEADERS

...IN KICKING



Richie McNally

| YEAR | NAME | PAT | FG | POINTS |
|------|-------------------|-------|-------|--------|
| 2004 | Richie McNally | 66-67 | 10-14 | 96 |
| 2003 | Richie McNally | 41-50 | 8-11 | 65 |
| 2002 | Richie McNally | 39-41 | 5-8 | 56 |
| 2001 | Richie McNally | 26-27 | 4-8 | 38 |
| 2000 | Joe Zombek | 11-13 | 7-10 | 32 |
| 1999 | Joe Zombek | 36-39 | 7-14 | 57 |
| 1998 | Ben Arnold | 37-43 | 5-7 | 52 |
| 1997 | Ben Arnold | 36-40 | 10-13 | 66 |
| 1996 | Will Schober | 22-24 | 3-8 | 31 |
| 1995 | Brent Marty | 11-12 | 5-9 | 26 |
| 1994 | Ron Hustwit | 6-7 | 3-6 | 15 |
| 1993 | Seth Carpien | 5-8 | 2-5 | 11 |
| 1992 | Seth Carpien | 18-21 | 3-5 | 27 |
| 1991 | Mphatso Namwali | 7-16 | 2-4 | 13 |
| 1990 | Greg Sayle | 9-10 | 3-4 | 18 |
| 1989 | Greg Sayle | 16-19 | 0-3 | 16 |
| 1988 | Alan Pohoryles | 9-12 | 1-2 | 12 |
| 1987 | Scott Ross | 10-11 | 7-12 | 31 |
| 1986 | Dave Baka | 6-6 | 9-14 | 33 |
| 1985 | Dave Baka | 9-11 | 4-7 | 21 |
| 1984 | Kevin Howard | 6-8 | 2-5 | 12 |
| 1983 | Faizel Latiff | 14-14 | 6-8 | 32 |
| 1982 | Faizel Latiff | 4-6 | 3-6 | 13 |
| 1981 | Ron Wright | 4-5 | 0-3 | 4 |
| 1980 | Keith Anna | 20-22 | 6-7 | 38 |
| 1979 | Rick Ceol | 6 | 3 | 15 |
| 1978 | Kevin Lynch | 27-27 | 2 | 33 |
| 1977 | Chris Romano | 8-13 | 4-4 | 20 |
| 1976 | Kevin Lynch | 4-7 | 3 | 13 |
| 1975 | Kevin Lynch | 6-6 | 0-0 | 6 |
| 1974 | Gil Richardson | 2-3 | 2-2 | 8 |
| 1973 | Bill Huff | 13-18 | 1-2 | 16 |
| 1972 | Bob Macoritti | 14-16 | 6-10 | 32 |
| 1971 | Bob Macoritti | 17-18 | 5-13 | 32 |
| 1970 | Dave Poetter | 14-14 | 3-5 | 23 |
| 1969 | Dave Poetter | 9-9 | 2-3 | 15 |
| 1968 | Dave Poetter | 22-24 | 5-8 | 43 |
| 1967 | Dave Poetter | 21-22 | 2-2 | 27 |
| 1966 | Oscar Alonso | 6 | 1 | 9 |
| 1965 | Rod Dingle | 10 | 0 | 10 |
| 1964 | Not available | | | |
| 1963 | Not available | | | |
| 1962 | Not available | | | |
| 1961 | Reginald Williams | 8-10 | 0-1 | 8 |
| 1960 | Not available | | | |

...IN PUNTING



Matt Mahaffey

| YEAR | NAME | PUNT | AVG |
|------|-----------------|------|------|
| 2004 | Andrew Branch | 57 | 34.0 |
| 2003 | Richie McNally | 23 | 32.7 |
| | Andrew Branch | 17 | 35.9 |
| 2002 | Ryan Hartschuh | 47 | 36.8 |
| 2001 | Ryan Hartschuh | 62 | 34.7 |
| 2000 | Ryan Hartschuh | 60 | 34.8 |
| 1999 | Matt Mahaffey | 49 | 40.5 |
| 1998 | Matt Mahaffey | 39 | 41.2 |
| 1997 | Matt Mahaffey | 43 | 41.4 |
| 1996 | Matt Mahaffey | 57 | 34.8 |
| 1995 | Brent Marty | 73 | 36.4 |
| 1994 | Brent Marty | 49 | 37.0 |
| 1993 | Tim Gargasz | 47 | 32.5 |
| 1992 | Tim Gargasz | 49 | 32.2 |
| 1991 | John Tomlinson | 62 | 31.7 |
| 1990 | Phil Puryear | 47 | 32.6 |
| 1989 | Scott Powell | 62 | 36.4 |
| 1988 | Scott Powell | 27 | 34.7 |
| 1987 | Scott Powell | 68 | 35.9 |
| 1986 | Jay Simmonds | 67 | 33.5 |
| 1985 | Tim Scott | 59 | 32.6 |
| 1984 | Tim Scott | 61 | 36.4 |
| 1983 | Tim Scott | 46 | 35.7 |
| 1982 | Ron Wright | 63 | 34.5 |
| 1981 | Ron Wright | 46 | 35.3 |
| 1980 | Ron Wright | 53 | 35.6 |
| 1979 | Ron Wright | 49 | 33.6 |
| 1978 | Tim Raffel | 29 | 35.4 |
| 1977 | Pete Moore | 53 | 38.5 |
| 1976 | Pete Moore | 76 | 36.4 |
| 1975 | Pete Moore | 65 | 37.1 |
| 1974 | Pete Moore | 44 | 38.5 |
| 1973 | Joe Grunda | 38 | 33.4 |
| 1972 | Bob Macoritti | 32 | 39.0 |
| 1971 | Bob Macoritti | 44 | 39.2 |
| 1970 | Bob Macoritti | 61 | 36.5 |
| 1969 | Bob Macoritti | 50 | 38.4 |
| 1968 | Oscar Alonso | 57 | 38.3 |
| 1967 | Oscar Alonso | 61 | 38.7 |
| 1966 | Oscar Alonso | 50 | 34.6 |
| 1965 | Bob Courson | 38 | 33.6 |
| 1964 | Jack Wagner | 31 | 34.2 |
| 1963 | Not available | | |
| 1962 | Jack Wagner | 44 | 34.8 |
| 1961 | Steve McClellan | 22 | 37.8 |
| 1960 | Not available | | |

...IN RETURNING

| YEAR | NAME | PUNT | YDS | KO | YDS |
|------|-----------------|------|-----|----|-----|
| 2004 | Keith Adams | 44 | 502 | | |
| | Tony Sutton | | | 11 | 345 |
| 2003 | Nick Hajjar | 29 | 319 | 28 | 628 |
| 2002 | Nick Hajjar | 37 | 439 | 14 | 308 |
| 2001 | Nick Hajjar | 16 | 177 | 23 | 522 |
| 2000 | Seth Mastrine | 30 | 264 | 20 | 468 |
| 1999 | Seth Mastrine | 23 | 287 | 14 | 325 |
| 1998 | Seth Mastrine | 24 | 185 | 13 | 196 |
| 1997 | Seth Mastrine | 29 | 245 | | |
| | Reggie Ray | | | 7 | 166 |
| 1996 | Brandon Good | 17 | 91 | | |
| | Vernell Jackson | | | 8 | 110 |
| 1995 | Jeff Elser | 10 | 68 | 21 | 331 |
| 1994 | Sly Slaughter | 18 | 131 | 22 | 415 |
| 1993 | Sly Slaughter | 5 | 14 | | |
| | Mark Solis | | | 14 | 210 |
| 1992 | Brian Wright | 11 | 45 | 14 | 234 |
| 1991 | John Tomlinson | 13 | 63 | 23 | 425 |
| 1990 | Phil Puryear | 8 | 121 | 42 | 834 |
| 1989 | Phil Puryear | 30 | 297 | 24 | 563 |
| 1988 | Phil Puryear | 11 | 97 | 13 | 297 |
| 1987 | John Bulkey | 14 | 83 | 12 | 230 |
| 1986 | John Bulkey | 6 | 68 | 21 | 433 |
| 1985 | John Bulkey | 8 | 52 | 15 | 373 |
| 1984 | John Bulkey | 6 | 36 | 18 | 281 |
| 1983 | Mike Berg | 4 | 27 | | |
| | Dave Jones | | | 18 | 240 |
| 1982 | Greg Barney | 17 | 209 | | |
| | Dave Jones | | | 19 | 364 |
| 1981 | Greg Barney | 9 | 55 | | |
| | Dave Jones | | | 7 | 206 |
| 1980 | Tim Jackson | 18 | 201 | 11 | 307 |
| 1979 | Tim Jackson | 19 | 233 | | |
| | Rueben Jones | | | 4 | 61 |
| 1978 | Tim Jackson | 22 | 158 | 8 | 247 |
| 1977 | Tim Jackson | 20 | 199 | 15 | 362 |
| 1976 | Mark Seker | 11 | 33 | 11 | 210 |
| 1975 | Mark Seker | 12 | 46 | | |
| | Jim Gerard | | | 17 | 341 |
| 1974 | Tom Grippa | 2 | 17 | | |
| | Tom Hubbard | | | 15 | 289 |
| 1973 | Jeff Stark | 8 | 44 | | |
| | Ron Cetovich | | | 18 | 415 |
| 1972 | Jeff Stark | 8 | 58 | | |
| | Bill Steiner | | | 9 | 153 |
| 1971 | Jeff Stark | 6 | 28 | | |
| | Jeff Wise | | | 7 | 140 |
| 1970 | Bob Buchanan | 18 | 123 | | |
| | Glen Hudson | | | 9 | 215 |
| 1969 | Bob Buchanan | 14 | 97 | | |
| | Paul Bronkar | | | 7 | 164 |
| 1968 | Ed Thompson | 5 | 22 | 13 | 281 |
| 1967 | Craig Jensen | 31 | 251 | | |
| | Art Wilson | | | 13 | 318 |
| 1966 | John Murphy | 7 | 71 | | |
| | Art Wilson | | | 14 | 363 |
| 1965 | John Murphy | 6 | 56 | | |
| | Rod Dingle | | | 15 | 264 |
| 1964 | Ken Norris | 2 | 35 | | |
| | Jack Wagner | | | 5 | 117 |
| 1963 | Not available | | | | |
| 1962 | Not available | | | | |
| 1961 | Ted Hole | 5 | 37 | | |
| | Gary Williams | | | 4 | 71 |
| 1960 | Not available | | | | |

ALL-TIME HONORS

Gagliardi Trophy Finalists (since 1993)

| Name | Position | Year |
|-------------|--------------|------|
| Seth Duerr | Linebacker | 2000 |
| Tony Sutton | Running Back | 2004 |

The Gagliardi Trophy is presented to the Outstanding NCAA Div. III Player of the Year. The award, sponsored by Josten's Inc., takes into account excellence in athletics, academics, and community service, and prior to a winner, 10 finalists are selected each year. It is named after John Gagliardi, St. John's (Minn.) University head coach for 52 seasons and one of only two coaches in college football history to win 400 games.

Associated Press Little All-America Team (since 1934)

| Name | Position | Year (Honor) |
|--------------|----------------|------------------------|
| Seth Duerr | Linebacker | 1999 (2nd) |
| Dale Fortner | Defensive Back | 1979 (2nd), 1980 (HM) |
| Tony Harris | Linebacker | 1987 (HM) |
| Blake Moore | Offensive Line | 1978 (HM), 1979 (1st) |
| Karl Penn | Linebacker | 1987 (HM) |
| Eric Showes | Defensive End | 1978 (HM) |
| Tony Sutton | Running Back | 2003 (1st), 2004 (1st) |

This honor is one of the most prestigious a player can receive, as the annual 75-member team consists of the top players from NCAA Div. II and Div. III and NAIA institutions.

AFCA Coaches All-America Team (since 1967)

| | | |
|-------------|----------------|------------|
| Seth Duerr | Linebacker | 1999 |
| Blake Moore | Offensive Line | 1979 |
| Tony Sutton | Running Back | 2003, 2004 |

A panel of Div. III coaches selects just 25 players for this team - one at each offensive and defensive position and three specialists.

D3Football.com All-America Team (since 1999)

| | | |
|---------------|----------------|------------------------|
| Ryan Dansak | Offensive Line | 1999 (3rd) |
| Seth Duerr | Linebacker | 2000 (2nd) |
| Nick Hajjar | Defensive Back | 2002 (3rd), 2003 (HM) |
| Joe Kearney | Defensive Line | 2004 (1st) |
| Matt Mahaffey | Punter | 1999 (3rd) |
| Andy Mizak | Defensive End | 2004 (HM) |
| Chad Peterman | Offensive Line | 1999 (2nd) |
| Jon Spragg | Offensive Line | 2002 (2nd) |
| Tony Sutton | Running Back | 2003 (1st), 2004 (1st) |
| Jim Wallace | Offensive Line | 2004 (2nd) |

Football Gazette All-America Team (since 1993)

| | | |
|---------------|----------------|------------------------|
| Rick Drushal | Offensive Line | 2004 (2nd) |
| Seth Duerr | Linebacker | 1999 (HM), 2000 (1st) |
| Matt Mahaffey | Punter | 1999 (HM) |
| Seth Mastrine | Defensive Back | 2000 (3rd) |
| Chad Peterman | Offensive Line | 1999 (2nd) |
| Tony Sutton | Running Back | 2003 (1st), 2004 (1st) |

Key to All-Time Honors

1st indicates first-team honoree
 2nd indicates second-team honoree
 3rd indicates third-team honoree
 HM indicates honorable mention selection
 Bold indicates current player



Possibly the best player ever to wear the Black and Old Gold was Blake Moore, an offensive lineman for Wooster from 1976-79. The native of Signal Mountain, Tenn. was a fourth-generation Fighting Scot. In fact, his great grandfather is believed to have played on Wooster's first football team in 1889. Moore started all four seasons, won the Gregory Award as the top lineman in the Ohio Athletic Conference twice, and was a two-time A.P. Little All-American before moving on to play professionally. After graduation from Wooster, he signed a free agent contract with the Cincinnati Bengals and legendary G.M. Paul Brown. Moore made the squad and remained with the Bengals for four years (1980-83), highlighted by participating in Super Bowl XVI. In 1984, Moore was picked up by Green Bay and played with the Packers for two seasons. Following his NFL career, Moore entered Harvard Law School, graduating cum laude in 1989. Today, he is an attorney in San Diego.

ALL-TIME HONORS

CoSIDA All-America Team (1978-2003)

| Name | Position | Year (Honor) |
|-----------------|-------------------|-----------------------------------|
| Dave Baka | Placekicker | 1986 (HM) |
| Geoff Belz | Linebacker | 1989 (HM) |
| Seth Duerr | Linebacker | 1998 (HM), 1999 (1st), 2000 (1st) |
| Brian Grandison | Running Back | 1989 (HM) |
| Nick Hajjar | Defensive Back | 2003 (HM) |
| Nick Hajjar | Return Specialist | 2002 (HM) |
| Brock Jones | Defensive End | 1985 (HM), 1986 (HM), 1987 (HM) |
| Matt Mahaffey | Punter | 1998 (3rd) |
| Seth Mastrine | Defensive Back | 1999 (HM), 2000 (3rd) |
| Chad Peterman | Offensive Lineman | 1999 (2nd) |
| Jon Spragg | Offensive Lineman | 2002 (HM) |
| Tony Sutton | Running Back | 2002 (HM), 2003 (1st) |
| Mike Woltman | Tight End | 1987 (HM) |




Dave Baka



Geoff Belz



Seth Duerr



Brian Grandison




Nick Hajjar



Brock Jones



Matt Mahaffey



Seth Mastrine



Chad Peterman



Jon Spragg



Tony Sutton



Mike Woltman

ESPN The Magazine Academic All-America Team (since 1952)

| Name | Position | Year (Honor) |
|-----------------|----------------|------------------------------------|
| Dale Fortner | Defensive Back | 1980 (1st), 1981 (2nd) |
| Dave Foy | Linebacker | 1973 (1st) |
| Ryan Hartschuh | Punter | 2002 (2nd) |
| Matt Mahaffey | Punter | 1998 (2nd), 1999 (1st) |
| Blake Moore | Offensive Line | 1977 (1st), 1978 (1st), 1979 (1st) |
| John P. Papp | Running Back | 1959 (HM) |
| Jack Weisensell | Offensive Line | 1980 (1st) |

The Academic All-America Team is coordinated and voted on by the College Sports Information Directors of America (CoSIDA), and was previously sponsored by GTE and Verizon.

NCAA Postgraduate Scholarship Winners (since 1964)

| | | |
|---------------|----------------|------|
| Matt Mahaffey | Punter | 2000 |
| Blake Moore | Offensive Line | 1980 |

Football Gazette All-North Region Team (since 1990)

| Name | Position | Year (Honor) |
|---------------|----------------|------------------------------------|
| Tim Cline | Linebacker | 2001 (2nd), 2003 (2nd), 2004 (3rd) |
| Rick Drushal | Offensive Line | 2004 (1st) |
| Seth Duerr | Linebacker | 1998 (2nd), 1999 (2nd), 2000 (1st) |
| Drew Fay | Defensive Line | 2002 (3rd) |
| Brandon Good | Wide Receiver | 1997 (2nd), 1998 (2nd) |
| Nick Hajjar | Defensive Back | 2001 (3rd), 2002 (3rd), 2003 (1st) |
| Rich Judd | Quarterback | 1997 (3rd) |
| Joe Kearney | Defensive Line | 2004 (2nd) |
| Matt Mahaffey | Punter | 1998 (2nd), 1999 (2nd) |
| Seth Mastrine | Defensive Back | 1999 (1st), 2000 (1st) |
| Andy Mizak | Defensive Line | 2004 (3rd) |
| Jason Nappier | Offensive Line | 1997 (3rd) |
| Chad Peterman | Offensive Line | 1999 (1st) |
| Kevin Rooker | Defensive Back | 2003 (2nd) |
| Jon Spragg | Offensive Line | 2002 (3rd) |
| Tony Sutton | Running Back | 2002 (2nd), 2003 (1st), 2004 (1st) |
| Bobby Vega | Linebacker | 2004 (3rd) |
| Jim Wallace | Offensive Line | 2004 (2nd) |

Offensive Player of the Year

| | | |
|-------------|----------|------------|
| Tony Sutton | Tailback | 2003, 2004 |
|-------------|----------|------------|



Nick Hajjar, a shutdown corner, is one of four Scots to have been a three-time all-region pick.

ALL-TIME HONORS

All-North Coast Athletic Conference Team (since 1984)

| Name | Position | Year (Honor) |
|------------------|--------------------|--|
| Justin Abraham | Quarterback | 1999 (2nd), 2000 (HM) |
| Henry Adams | Outside Linebacker | 1989 (1st) |
| Steve Alpeter | Offensive Line | 2004 (2nd) |
| Scott Amstutz | Defensive Back | 1996 (HM) |
| Jeff Anderson | Linebacker | 2001 (HM) |
| Ben Arnold | Placekicker | 1997 (1st) |
| James Arnold | Defensive Line | 1984 (1st) |
| Dave Baka | Placekicker | 1986 (1st) |
| Darren Barr | Defensive Back | 1985 (HM) |
| Ryan Beeler | Outside Linebacker | 2000 (HM) |
| Geoff Belz | Inside Linebacker | 1987 (HM), 1988 (1st), 1989 (1st) |
| Kevin Brown | Defensive Back | 1998 (2nd), 1999 (2nd) |
| Jon Bulkley | Running Back | 1986 (HM), 1987 (HM) |
| Chris Cabot | Wide Receiver | 1999 (2nd), 2000 (2nd), 2001 (2nd) |
| Terry Carter | Defensive Back | 1985 (HM), 1986 (2nd), 1987 (1st) |
| Felix Catheline | Defensive Line | 2000 (HM) |
| Tim Cline | Inside Linebacker | 2001 (HM), 2002 (2nd), 2003 (1st), 2004 (1st) |
| Chris Craig | Defensive Back | 2004 (1st) |
| Ryan Dansak | Offensive Line | 1997 (HM), 1998 (2nd), 1999 (1st) |
| Wayne Davis | Offensive Line | 1993 (2nd) |
| Rick Drushal | Offensive Line | 2003 (2nd), 2004 (1st) |
| Seth Duerr | Inside Linebacker | 1997 (1st), 1998 (1st), 1999 (1st), 2000 (1st) |
| Joe Dzuban | Defensive Line | 1998 (HM) |
| Jeff Elser | Running Back | 1997 (2nd) |
| Fred Evans | Offensive Line | 1984 (HM) |
| Drew Fay | Defensive Line | 2000 (HM), 2001 (2nd), 2002 (2nd) |
| Rick Fox | Wide Receiver | 1993 (HM) |
| Trevor Garner | Tight End | 1992 (HM) |
| Brandon Good | Wide Receiver | 1996 (1st), 1997 (1st), 1998 (1st) |
| Jim Gordon | Defensive Back | 1990 (HM) |
| Brian Grandison | Running Back | 1988 (2nd), 1989 (1st), 1990 (HM), 1991 (1st) |
| Doug Grosel | Tight End | 1984 (HM), 1985 (2nd) |
| Matt Haas | Defensive End | 1994 (HM) |
| Charles Haggerty | Defensive Back | 1986 (HM) |
| Nick Hajjar | Defensive Back | 2000 (2nd), 2001 (1st), 2002 (1st), 2003 (1st) |
| Nick Hajjar | Return Specialist | 2002 (1st), 2003 (2nd) |
| Tim Hallett | Defensive Line | 1995 (2nd) |
| Kevin Harris | Offensive Line | 1984 (2nd) |
| Tony Harris | Wide Receiver | 1984 (HM), 1985 (2nd), 1986 (2nd), 1987 (1st) |
| Kevin Heintschel | Defensive Line | 2000 (2nd) |
| Rob Hooper | Running Back | 2002 (HM) |
| Brad Horst | Defensive Line | 1997 (1st), 1998 (1st), 1999 (1st) |
| Kevin Howard | Defensive Back | 1987 (HM) |
| Scott Izzo | Defensive Back | 1988 (3rd) |
| Demar Jackson | Defensive Back | 2001 (2nd) |
| Matt Jackson | Offensive Line | 2003 (1st) |
| Steve Johnson | Tight End | 1995 (2nd) |
| Brock Jones | Defensive End | 1985 (1st), 1986 (1st), 1987 (2nd) |
| Scott Jones | Running Back | 2002 (HM) |
| Tyrone Jones | Defensive Back | 1987 (1st) |
| Rich Judd | Quarterback | 1995 (HM), 1996 (HM), 1997 (2nd), 1998 (1st) |
| Joe Kearney | Defensive Line | 2002 (2nd), 2003 (1st), 2004 (1st) |
| Brian Kight | Defensive Back | 2003 (HM), 2004 (2nd) |
| Tom Kincaid | Running Back | 1985 (HM) |
| Jesse Koski | Defensive Back | 2004 (2nd) |
| Dana Kreeger | Defensive Back | 1994 (HM) |
| Greg Lare | Inside Linebacker | 1996 (2nd) |
| Ian Lauer | Outside Linebacker | 1999 (1st) |
| Jason Legg | Defensive Line | 1996 (2nd), 1997 (1st) |
| Craig Lombardi | Quarterback | 1987 (2nd), 1988 (HM) |
| Matt Mahaffey | Punter | 1997 (1st), 1998 (1st), 1999 (1st) |
| John Marcinek | Inside Linebacker | 1991 (HM), 1992 (2nd) |
| Shawn Marks | Outside Linebacker | 1998 (2nd), 1999 (2nd) |
| Brent Marty | Punter | 1995 (1st) |
| Seth Mastrine | Defensive Back | 1999 (1st), 2000 (1st) |
| Seth Mastrine | Return Specialist | 1997 (2nd), 1999 (2nd), 2000 (2nd) |
| Don Mathews | Quarterback | 1986 (HM) |
| Kelly McFarland | Tight End | 1997 (2nd), 1999 (2nd) |
| Pat McKenna | Offensive Line | 1988 (2nd), 1989 (2nd) |
| Scott McManamon | Linebacker | 2002 (HM) |

| Name | Position | Year (Honor) |
|-----------------|--------------------|--|
| Richie McNally | Placekicker | 2002 (2nd), 2003 (1st), 2004 (1st) |
| Richie McNally | Wide Receiver | 2004 (2nd) |
| Andy Mizak | Defensive End | 2004 (2nd) |
| Mike Murray | Defensive Back | 1997 (1st), 1998 (2nd) |
| Jason Nappier | Offensive Line | 1996 (2nd), 1997 (2nd), 1998 (HM) |
| Andy Nicholson | Tight End | 1988 (3rd) |
| Mike Noble | Linebacker | 1997 (1st) |
| Kim Patton | Linebacker | 1984 (HM) |
| E.C. Pelala | Offensive Line | 1988 (3rd) |
| Karl Penn | Outside Linebacker | 1986 (HM), 1987 (1st as DE), 1989 (HM) |
| Chad Peterman | Offensive Line | 1997 (1st), 1998 (1st), 1999 (1st) |
| Scott Powell | Punter | 1987 (1st), 1988 (2nd), 1989 (2nd) |
| Jeff Price | Linebacker | 1986 (HM), 1988 (HM) |
| Phil Puryear | Wide Receiver | 1988 (3rd), 1989 (HM), 1990 (2nd) |
| Ed Ralls | Offensive Line | 2000 (2nd) |
| Matt Ralls | Tight End | 2002 (2nd), 2003 (2nd) |
| John Ramsier | Quarterback | 1992 (HM) |
| Reggie Ray | Wide Receiver | 1997 (HM), 1998 (2nd), 1999 (1st) |
| Frank Reutter | Offensive Line | 1997 (2nd) |
| Kevin Rooker | Defensive Back | 2002 (2nd), 2003 (1st) |
| Scott Ross | Placekicker | 1987 (2nd) |
| Vic Rowcliffe | Quarterback | 1991 (HM) |
| Kevin Ryan | Defensive End | 1993 (HM) |
| Howie Ryder | Defensive Line | 1985 (HM) |
| Paul Savage | Offensive Line | 1986 (2nd) |
| Justin Schafer | Quarterback | 2003 (HM), 2004 (2nd) |
| Will Schober | Running Back | 1999 (HM) |
| Tim Scott | Punter | 1984 (2nd) |
| Darryl Simmons | Wide Receiver | 2001 (HM) |
| Jay Simonds | Punter | 1986 (2nd) |
| Sly Slaughter | Defensive Back | 1995 (1st), 1996 (1st) |
| Justin Sloan | Offensive Line | 2003 (2nd), 2004 (1st) |
| Tim Slovensky | Wide Receiver | 2004 (HM) |
| Andre Smith | Outside Linebacker | 2004 (2nd) |
| Kirk Smith | Defensive End | 1986 (2nd) |
| Dennis Solensky | Defensive Line | 1988 (HM) |
| Jon Spragg | Offensive Line | 2001 (2nd), 2002 (1st) |
| Jeff Spraggins | Quarterback | 2002 (HM) |
| Rick Stern | Running Back | 1985 (HM) |
| Chad Stuckey | Offensive Line | 1995 (HM) |
| Tony Sutton | Return Specialist | 2004 (1st) |
| Tony Sutton | Running Back | 2002 (1st), 2003 (1st), 2004 (1st) |
| Bobby Vega | Outside Linebacker | 2003 (HM), 2004 (1st) |
| Mike Vyrostek | Tight End | 2004 (HM) |
| Jim Wallace | Offensive Line | 2002 (2nd), 2004 (2nd) |
| Brock Wanless | Running Back | 1998 (2nd) |
| Evan Watson | Defensive End | 2004 (HM) |
| Mike Woltman | Tight End | 1986 (HM), 1987 (1st) |
| Jeremi Woodruff | Offensive Line | 1998 (2nd) |
| Steve Young | Defensive Back | 1988 (2nd) |
| Rocky Zazzaro | Offensive Line | 1986 (2nd) |
| Dave Zink | Offensive Line | 1990 (2nd) |
| Joe Zombek | Placekicker | 1999 (1st) |

Mike Gregory Award (since 1984)
 NCAC Offensive Player of the Year
 Brian Grandison — Tailback — 1991
 Tony Sutton — Tailback — 2003, 2004

Hank Critchfield Award (since 1984)
 NCAC Defensive Player of the Year
 Seth Duerr — Linebacker — 1999, 2000
 Joe Kearney — Defensive Line — 2004

NCAC Coach of the Year (since 1984)
 Jim Barnes — 1997
 Mike Schmitz — 2004

NCAC Newcomer of the Year (since 1995)
 Tony Sutton — Running Back — 2002
 Brock Wanless — Running Back — 1996

ALL-TIME HONORS

All-Ohio Athletic Conference Team (1959-83)

| Name | Position | Year (Honor) |
|------------------|----------------|------------------------------------|
| George Bare | Linebacker | 1964 (1st), 1965 (2nd) |
| Mike Barrett | Defensive Line | 1982 (HM) |
| Mike Berg | Linebacker | 1983 (1st) |
| John Bohannon | Defensive Back | 1973 (2nd), 1974 (1st) |
| Bob Buchanon | Defensive Back | 1972 (2nd) |
| Matt Call | Linebacker | 1979 (HM), 1980 (HM) |
| Steve Clifton | Offensive Line | 1971 (2nd) |
| Paul Cockran | Offensive Line | 1981 (HM), 1982 (1st) |
| Jerry Collins | Defensive Back | 1960 (2nd), 1961 (1st) |
| Pat Collins | Wide Receiver | 1981 (1st) |
| Ned Compton | Wide Receiver | 1974 (1st) |
| Bob Cyders | Offensive Line | 1972 (1st) |
| Jim DeRose | Running Back | 1970 (2nd) |
| Quinten Dillon | Running Back | 1973 (2nd) |
| Rod Dingle | Running Back | 1964 (2nd), 1965 (1st) |
| Jeff Durbin | Defensive End | 1972 (HM), 1973 (HM) |
| Oney Fitzpatrick | Linebacker | 1979 (1st) |
| Dale Fortner | Defensive Back | 1979 (1st), 1980 (1st), 1981 (1st) |
| Dave Foy | Linebacker | 1973 (2nd) |
| Jim Gerard | Wide Receiver | 1975 (HM) |
| Mike Gordon | Running Back | 1966 (HM) |
| Doug Greenleaf | Defensive Back | 1978 (HM) |
| Russ Harpring | Offensive Line | 1977 (1st) |
| Bill Harris | Defensive Line | 1970 (2nd), 1971 (HM) |
| Dale Hostenske | Defensive Line | 1971 (HM), 1972 (2nd) |
| Tim Jackson | Wide Receiver | 1980 (1st) |
| Dave Jones | Running Back | 1983 (1st) |
| Dennis Keyes | Offensive Line | 1968 (2nd) |
| Rick Koeth | Tight End | 1974 (HM), 1975 (1st) |
| Tom Krivos | Defensive Line | 1969 (2nd), 1970 (1st), 1971 (1st) |
| Morris Laatsch | Offensive Line | 1968 (HM) |
| Rick Leone | Running Back | 1979 (HM), 1980 (1st) |
| Phil Lucchese | Quarterback | 1983 (HM) |
| Bob Macoritti | Placekicker | 1971 (1st) |
| Bill Magaw | Linebacker | 1976 (HM) |
| Ron Maltarich | Linebacker | 1969 (2nd), 1970 (1st) |
| Jim McCauley | Linebacker | 1980 (HM) |
| Rob McCoy | Linebacker | 1977 (HM), 1978 (HM) |
| Steve McClellan | Running Back | 1959 (1st), 1960 (1st) |
| Blake Moore | Offensive Line | 1977 (1st), 1978 (1st), 1979 (1st) |
| Pete Moore | Punter | 1977 (HM) |
| Bob Morehouse | Linebacker | 1972 (2nd) |
| Tom Nelson | Linebacker | 1982 (HM), 1983 (1st) |
| Joe Neroni | Defensive Back | 1980 (1st) |
| Jeff Nye | Defensive Line | 1965 (2nd) |
| Russ Oechsle | Offensive Line | 1972 (HM) |
| Brian Perry | Offensive Line | 1981 (HM) |
| Dave Poetter | Defensive Back | 1970 (HM) |
| Greg Potter | Defensive Back | 1983 (1st) |
| Rick Quayle | Defensive Back | 1969 (2nd), 1970 (2nd), 1971 (2nd) |
| Bob Rogers | Running Back | 1974 (HM) |
| Denny Salettel | Offensive Line | 1970 (2nd) |
| Rick Schutte | Tight End | 1976 (1st) |
| Bob Secor | Defensive End | 1980 (1st) |
| Mark Seker | Defensive Back | 1976 (1st) |
| Stu Sheard | Defensive Back | 1975 (HM), 1976 (HM), 1977 (1st) |
| Ron Showalter | Tight End | 1970 (HM) |
| Eric Showes | Defensive End | 1977 (1st), 1978 (1st) |
| Bruce Smith | Defensive End | 1973 (HM) |
| Keith Sulzer | Defensive End | 1982 (1st) |
| Rick Sulzer | Offensive Line | 1978 (1st) |
| Bill Thombs | Offensive Line | 1960 (2nd) |
| Jim Turner | Running Back | 1961 (1st), 1962 (HM) |
| Bruce Vandersall | Defensive Back | 1964 (1st) |
| Jim Webb | Offensive Line | 1983 (HM) |
| Jack Weisensell | Offensive Line | 1980 (1st) |
| Duane White | Defensive Line | 1967 (1st) |
| Reggie Williams | Linebacker | 1960 (2nd) |
| Art Wilson | Running Back | 1967 (HM) |
| Lu Wims | Defensive End | 1959 (1st), 1960 (1st) |
| Jeff Wise | Running Back | 1971 (HM) |
| Duane White | Defensive Line | 1968 (HM) |
| Ron Wright | Quarterback | 1982 (1st) |

Mike Gregory Award (1956-83)
 OAC Offensive Player of the Year given to top lineman and top back each year
 Rod Dingle — Halfback — 1965
 Tom Dingle — Halfback — 1957
 Blake Moore — Center — 1978, 1979

Hank Critchfield Award (1971-83)
 OAC Defensive Player of the Year given to top lineman and top back each year
 Joe Neroni — Cornerback — 1980

Football Players in “W” Association Hall of Fame

| | | | |
|----------------------|---------|----------------------|------|
| L. C. Boles | (Coach) | Harry V. Eicher | 1943 |
| Charles E. McDermott | (Mgr.) | William G. Shinn | 1943 |
| Kinley McMillan | (Coach) | Richard W. Sproull | 1943 |
| Carl B. Munson | (Coach) | Roger W. Stoneburner | 1944 |
| Philip L. Shipe | (Coach) | Donald B. Swegan | 1947 |
| L. W. St. John | (Coach) | Myndret C. Busack | 1949 |
| A. Worth Collins | | James E. Kennedy | 1949 |
| Harold P. Collins | | Earl B. Shaw | 1950 |
| Harry S. Manchester | | A. Price Daw | 1951 |
| Benjamin A. Roderick | | Al Van Wie (Coach) | 1952 |
| Art Murray | | James R. Ewers | 1954 |
| Allen W. Snyder | | John Siskowic | 1954 |
| Herbert H. Stiffler | | William E. Stoner | 1955 |
| Homer I. Hess | | Richard C. Jacobs | 1956 |
| Wallace C. Walker | | Ted Hole | 1956 |
| John M. Swigart | | N. Richard Stefanek | 1956 |
| Stanley R. Welty | | Thomas A. Justice | 1957 |
| Olin J. Gabriel | | Gerald Smith | 1957 |
| Lewis Manly | | Thomas G. Dingle | 1959 |
| G. Donald Starn | | Donald B. Register | 1959 |
| Clarence D. Junkin | | James L. Dennison | 1960 |
| Henry B. Critchfield | | Robert M. Whitaker | 1960 |
| Wayne C. Blough | | Stephen D. McClellan | 1961 |
| Myles E. Beeler | | William N. Thombs | 1961 |
| Paul H. Snyder | | Lu D. Wims | 1961 |
| Ralph A. Young | | Gerald L. Collins | 1962 |
| Allan S. McConihe | | James E. Turner | 1963 |
| Raymond H. Miller | | C. Reginald Williams | 1963 |
| Clifford A. Nelson | | Bruce Vandersall | 1965 |
| M. Donald Walklet | | Phillip A. Cotterman | 1966 |
| Harold E. Pryor | | Rodney Dingle | 1966 |
| Robert M. Sekerak | | George W. Bare | 1967 |
| J. Herbert Foley | | Ron Maltarich | 1971 |
| Edwin G. Smith | | David M. Poetter | 1971 |
| Robert L. Taliaferro | | Thomas W. Krivos | 1972 |
| John A. Gotshall | | Rickey W. Sollmann | 1972 |
| Arthur E. Pomeroy | | Robert L. Macoritti | 1973 |
| William E. Cunahan | | Ned J. Compton | 1975 |
| David C. Henderson | | Eric Showes | 1979 |
| Richard T. Gernert | | E. Blake Moore | 1980 |
| Harry A. Ditch | | Dale Fortner | 1982 |
| Karl K. Kate | | Brian Grandison | 1992 |

Did You Know?

When Wooster switched leagues in the early 1980s, Tom Dingle stood as the second all-time leading rusher (3,912 yards) in OAC history, and also ranked third and fourth, respectively, in career scoring (293 points) and career touchdowns (45).

HISTORY OF FIGHTING SCOT FOOTBALL

College football certainly has changed a lot since The College of Wooster's fourth-ever game, when the Fighting Scots routed Ohio State 64-0 in 1890. That was one of seven contests Wooster played in its first two seasons and all seven resulted in victory for the Scots, starting with a 48-0 shutout of Denison in 1889.

However, football and all other athletic programs at the College came to a halt the next year, when President Scovel banned intercollegiate sports from campus due to his opinion that they created an unruly and often profane atmosphere.

When varsity teams were finally re-instituted in 1901, Wooster had lost some of its momentum from the previous decade. The Scot gridders lost three of their four games that fall and saw only three winning seasons over the next 14 years.

Wooster got back on track in 1916 and rapidly became one of the nation's top teams under the direction of legendary head coach L.C. Boles. In fact, between 1916 and 1927, the Scots had their greatest success in school history, as Boles guided Wooster to 12-straight winning seasons and three Ohio Athletic Conference championships — 1919 (8-0), 1920 (8-0), and 1923 (8-0).

Boles, who also led Wooster to an OAC title in 1934 (8-0), continued to coach until 1939, when

he gave way to John Swigart, but not before he had compiled an all-time record of 134-50-19. Today, Boles still stands as the Scots' winningest and longest tenured (24 years) coach.

Swigart coached during the time period of World War II, registering a mark of 27-36 between 1940 and 1948, highlighted by a 6-3 season in 1942.

Then, in 1949, a new winning era began when Phil Shipe took over the reins as head coach. Shipe began a 17-year run that would end with him being second only to Boles in career victories, as he coached Wooster to a mark of 84-61-6. The Scots' best year under Shipe's administration came in 1959 when Wooster went 7-1-1 and shared the OAC crown with Heidelberg.

Jack Lengyel succeeded the legendary Shipe, who now has a walkway on campus named in his honor. Lengyel spent five years as the head coach at Wooster and directed the team to a total of three winning seasons, including an 8-1 mark and share of the 1970 OAC regular season championship.

After a solid 6-2 record in 1971, the Scots struggled to a combined mark of 14-28 over the next five years before Tom Hollman took over and recorded four consecutive winning seasons

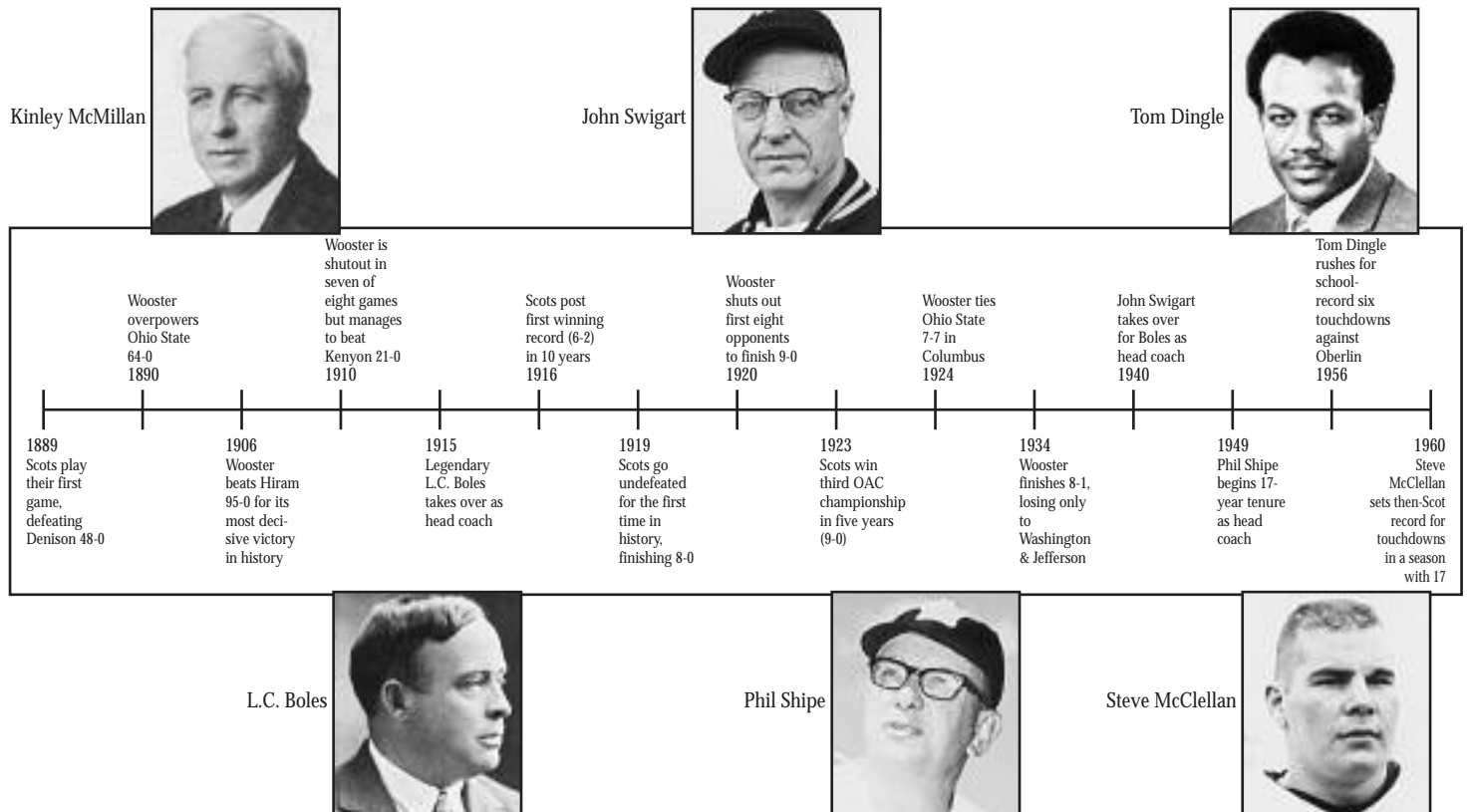
from 1977-80. In his final year, the Scots came close to a perfect season, tying Denison (14-14) and dropping heartbreakers to Wittenberg (9-7) and Capital (13-0).

After Hollman left, the program struggled for its longest period of time. Wooster recorded just two winning seasons from 1981-94, while making the transition to the newly-formed North Coast Athletic Conference in 1984. In fact, the Scots won a mere 27 percent of their games during that stretch before Jim Barnes and Mike Schmitz arrived on campus as head coach and offensive coordinator, respectively, and kick-started the program.

They inherited a team that had finished 1-9 in 1994, but quickly brought respectability back by guiding the Scots to a 5-5 record in 1995. The following year Wooster compiled a 7-3 mark — its best in 25 years.

In 1997, the Scots finished with a 9-1 record — their best since 1923 — and a share of their first NCAC title. Prior to leaving to be the head coach at his alma mater, Barnes guided Wooster to matching 8-2 marks in 1998 and 1999 — the 100th and 101st seasons of football at Wooster.

Schmitz was the easy choice to take over at the helm of the program, and the Scots' 21st head



HISTORY OF FIGHTING SCOT FOOTBALL

football coach has continued the program's recent resurgence. Adding in his 36-16 record as head coach, Wooster has gone 73-29 during Schmitz's entire tenure, marking the second-most winningest stretch in school history.

Throughout the years, there have been a number of outstanding players to don the Black and Old Gold for the aforementioned coaches. In fact, there are 77 football players — more than any other sport — as well as five gridiron coaches in the "W" Association Hall of Fame.

Former Wooster greats to put on the pads include Blake Moore, who went on to play professionally for the Cincinnati Bengals and Green Bay Packers; Bob Macoritti, who made a field goal in the Hula Bowl before going on to a productive career in the Canadian Football League; John Ramsier, who owns the single-game record for pass completions (34) and the single-season mark for passing yards (2036); Brandon Good, who owns nearly every Scot reception record; Seth Duerr, a three-time All-American at linebacker and the school's career leader in tackles (432); and Tony Sutton, who broke four NCAA Div. III national records, including rushing yards per game (187.1).



The original Wooster football team defeated Denison twice in 1889, winning by scores of 48-0 and 50-0.

| | | | | | | | |
|---|--|--|--|--|--|--|---|
| Blake Moore | | Brian Grandison | | Brandon Good | | | |
| After 1-8 start, Jack Lengyel leads Wooster to three winning seasons in next four years 1966 | Tom Hollman guides Scots to first of four straight winning records 1977 | Wooster joins newly-formed North Coast Athletic Conference 1984 | Brian Grandison becomes first player in 24 years to rush for 1,000 yards 1989 | John Ramsier sets single game (34) and single season (176) marks for completions 1992 | Wooster posts best record (7-3) in 25 years 1996 | Wooster finishes eight points shy of an unbeaten season 1998 | Scots make first-ever NCAA playoff appearance 2004 |
| 1973 Bob Macoritti is selected to play in the Hula Bowl | 1980 Blake Moore begins professional career with the Cincinnati Bengals | 1987 Scots finish 5-4 for their first winning record in seven years | 1990 Phil Puryear becomes all-time leader in kickoff return yardage (1,694) | 1995 Jim Barnes takes over as head coach and leads Wooster to 5-5 record | 1997 Scots finished 9-1 and captured a share of their first NCAC championship | 2000 New head coach Mike Schmitz leads Wooster to fifth-straight winning season | |
| Tom Hollman | | Phil Puryear | | Mike Schmitz | | | |

ALL-TIME COACHING RECORDS

Season-By-Season Results

| YEAR | W-L-T | COACH | YEAR | W-L-T | COACH |
|------|-------|---------------|------|-------|-----------------|
| 2004 | 11-1 | Mike Schmitz | 1951 | 6-3-0 | Phil Shipe |
| 2003 | 7-3 | Mike Schmitz | 1950 | 1-6-1 | Phil Shipe |
| 2002 | 8-2 | Mike Schmitz | 1949 | 5-3-1 | Phil Shipe |
| 2001 | 4-6 | Mike Schmitz | 1948 | 3-6-1 | John Swigart |
| 2000 | 6-4 | Mike Schmitz | 1947 | 4-5-0 | John Swigart |
| 1999 | 8-2 | Jim Barnes | 1946 | 2-4-2 | John Swigart |
| 1998 | 8-2 | Jim Barnes | 1945 | 0-6-0 | John Swigart |
| 1997 | 9-1 | Jim Barnes | 1944 | 1-3-1 | John Swigart |
| 1996 | 7-3 | Jim Barnes | 1943 | 2-5-0 | John Swigart |
| 1995 | 5-5-0 | Jim Barnes | 1942 | 6-3-0 | John Swigart |
| 1994 | 1-9-0 | Bob Tucker | 1941 | 5-1-1 | John Swigart |
| 1993 | 2-7-0 | Bob Tucker | 1940 | 4-3-1 | John Swigart |
| 1992 | 3-6-1 | Bob Tucker | 1939 | 2-6-0 | L. C. Boles |
| 1991 | 3-7-0 | Bob Tucker | 1938 | 5-0-3 | L. C. Boles |
| 1990 | 3-7-0 | Bob Tucker | 1937 | 6-2-0 | L. C. Boles |
| 1989 | 4-6-0 | Bob Tucker | 1936 | 3-6-0 | L. C. Boles |
| 1988 | 1-9-0 | Bob Tucker | 1935 | 3-4-2 | L. C. Boles |
| 1987 | 5-4-0 | Bob Tucker | 1934 | 8-1-0 | L. C. Boles |
| 1986 | 4-5-0 | Bob Tucker | 1933 | 7-1-1 | L. C. Boles |
| 1985 | 3-6-0 | Bob Tucker | 1932 | 5-1-2 | L. C. Boles |
| 1984 | 0-9-0 | Jim Kapp | 1931 | 4-5-0 | L. C. Boles |
| 1983 | 3-6-0 | Jim Kapp | 1930 | 5-3-1 | L. C. Boles |
| 1982 | 1-8-0 | Jim Kapp | 1929 | 5-2-1 | L. C. Boles |
| 1981 | 4-5-0 | Jim Kapp | 1928 | 2-4-2 | L. C. Boles |
| 1980 | 6-2-1 | Tom Hollman | 1927 | 6-2-0 | L. C. Boles |
| 1979 | 6-3-0 | Tom Hollman | 1926 | 6-2-0 | Art Murray |
| 1978 | 6-3-0 | Tom Hollman | 1925 | 6-2-0 | L. C. Boles |
| 1977 | 6-3-0 | Tom Hollman | 1924 | 6-2-2 | L. C. Boles |
| 1976 | 4-5-0 | Don Hunsinger | 1923 | 9-0-0 | L. C. Boles |
| 1975 | 1-8-0 | Don Hunsinger | 1922 | 8-1-0 | L. C. Boles |
| 1974 | 2-6-0 | Pat O'Brien | 1921 | 6-2-0 | L. C. Boles |
| 1973 | 5-3-0 | Pat O'Brien | 1920 | 9-0-0 | L. C. Boles |
| 1972 | 2-6-0 | Pat O'Brien | 1919 | 8-0-0 | L. C. Boles |
| 1971 | 6-2-0 | Pat O'Brien | 1918 | 6-1-0 | L. C. Boles |
| 1970 | 8-1-0 | Jack Lengyel | 1917 | 6-0-3 | L. C. Boles |
| 1969 | 3-6-0 | Jack Lengyel | 1916 | 6-2-0 | L. C. Boles |
| 1968 | 6-3-0 | Jack Lengyel | 1915 | 3-3-2 | L. C. Boles |
| 1967 | 6-3-0 | Jack Lengyel | 1914 | 2-6-0 | A. Cunningham |
| 1966 | 1-8-0 | Jack Lengyel | 1913 | 2-3-2 | C. C. Childs |
| 1965 | 4-5-0 | Phil Shipe | 1912 | 1-4-1 | H. B. Lloyd |
| 1964 | 5-4-0 | Phil Shipe | 1911 | 0-6-0 | H. B. Lloyd |
| 1963 | 1-8-0 | Phil Shipe | 1910 | 1-6-1 | W. E. Johnston |
| 1962 | 4-4-1 | Phil Shipe | 1909 | 1-6-0 | W. E. Johnston |
| 1961 | 6-3-0 | Phil Shipe | 1908 | 3-5-0 | Frank Longman |
| 1960 | 6-3-0 | Phil Shipe | 1907 | 2-5-1 | Ernest Skeel |
| 1959 | 7-1-1 | Phil Shipe | 1906 | 5-1-2 | Ernest Skeel |
| 1958 | 6-3-0 | Phil Shipe | 1905 | 7-3-0 | L. W. St. John |
| 1957 | 3-6-0 | Phil Shipe | 1904 | 1-5-0 | L. W. St. John |
| 1956 | 5-3-1 | Phil Shipe | 1903 | 3-5-0 | L. W. St. John |
| 1955 | 7-2-0 | Phil Shipe | 1902 | 3-1-2 | L. W. St. John |
| 1954 | 6-3-0 | Phil Shipe | 1901 | 1-3-0 | E. Sedgewick |
| 1953 | 5-3-0 | Phil Shipe | 1890 | 5-0-0 | Kinley McMillan |
| 1952 | 7-1-1 | Phil Shipe | 1889 | 2-0-0 | Kinley McMillan |

Coaches' Records

| COACH | YRS. | W-L-T | PCT. |
|-----------------|------------|-------------------|-------------|
| L.C. Boles | 24 | 134-50-19 | .707 |
| Phil Shipe | 17 | 84-61-6 | .576 |
| Jim Barnes | 5 | 37-13-0 | .740 |
| Mike Schmitz | 5 | 36-16-0 | .692 |
| Bob Tucker | 10 | 29-66-1 | .307 |
| John Swigart | 9 | 27-36-6 | .435 |
| Tom Hollman | 4 | 24-11-1 | .681 |
| Jack Lengyel | 5 | 24-21-0 | .533 |
| Pat O'Brien | 4 | 15-17-0 | .469 |
| L.W. St. John | 4 | 14-14-2 | .500 |
| Jim Kapp | 4 | 8-28-0 | .222 |
| Ernest Skeel | 2 | 7-6-3 | .531 |
| Kinley McMillan | 2 | 7-0-0 | 1.000 |
| Art Murray | 1 | 6-2-0 | .750 |
| Don Hunsinger | 2 | 5-13-0 | .278 |
| Frank Longman | 1 | 3-5-0 | .375 |
| C.C. Childs | 1 | 2-3-2 | .429 |
| A. Cunningham | 1 | 2-6-0 | .250 |
| W.E. Johnston | 2 | 2-12-1 | .167 |
| E. Sedgewick | 1 | 1-3-0 | .250 |
| H.R. Lloyd | 2 | 1-10-1 | .125 |
| TOTALS | 106 | 468-393-42 | .542 |



Jim Barnes



Phil Shipe



L.C. Boles



Bob Tucker

ALL-TIME SERIES RECORDS

| Opponent | W | L | T | Streak | First Meeting | Result | Last Meeting | Result |
|------------------------|----|----|---|--------|---------------|----------|--------------|---------------|
| Adelbert | 1 | 0 | 0 | W-1 | 1890 | W, 50-0 | 1890 | W, 50-0 |
| Adrian | 2 | 2 | 0 | L-2 | 1978 | W, 28-7 | 1983 | L, 7-34 |
| Akron | 24 | 20 | 3 | L-7 | 1902 | W, 56-0 | 1966 | L, 0-26 |
| Albion | 4 | 6 | 0 | L-4 | 1958 | W, 38-14 | 1989 | L, 7-14 |
| Allegheny | 11 | 16 | 0 | W-1 | 1905 | W, 38-16 | 2004 | W, 35-13 |
| Alma | 0 | 2 | 0 | L-2 | 1988 | L, 22-25 | 1989 | L, 14-25 |
| Ashland | 20 | 9 | 2 | L-6 | 1922 | W, 7-0 | 1970 | L, 0-35 |
| Aurora | 1 | 0 | 0 | W-1 | 2004 | W, 41-34 | 2004 | W, 41-34 |
| Baldwin-Wallace | 8 | 9 | 1 | L-7 | 1903 | W, 33-0 | 1983 | L, 16-35 |
| Ball State | 0 | 1 | 0 | L-1 | 1958 | L, 6-14 | 1958 | L, 6-14 |
| Bethany (W. Va.) | 2 | 0 | 0 | W-2 | 2002 | W, 38-28 | 2003 | W, 69-7 |
| Bluffton | 1 | 0 | 0 | W-1 | 1931 | W, 12-0 | 1931 | W, 12-0 |
| Bowling Green | 0 | 1 | 1 | T-1 | 1940 | L, 14-26 | 1941 | T, 14-14 |
| Canisius | 1 | 0 | 0 | W-1 | 1976 | W, 15-14 | 1976 | W, 15-14 |
| Capital | 7 | 13 | 1 | L-4 | 1945 | L, 0-28 | 1983 | L, 0-28 |
| Carnegie Mellon | 4 | 3 | 0 | L-2 | 1908 | W, 13-6 | 1991 | L, 14-55 |
| Carthage | 0 | 1 | 0 | L-1 | 2004 | L, 7-14 | 2004 | L, 7-14 |
| Case Western Reserve | 11 | 6 | 0 | W-8 | 1984 | L, 14-21 | 2004 | W, 49-7 |
| Centre | 2 | 1 | 0 | W-1 | 1971 | W, 27-17 | 1997 | W, 31-10 |
| Cincinnati | 3 | 0 | 0 | W-3 | 1916 | W, 20-0 | 1924 | W, 32-0 |
| Defiance | 0 | 2 | 0 | L-2 | 1967 | L, 7-9 | 1992 | L, 0-62 |
| Denison | 36 | 33 | 7 | W-7 | 1889 | W, 48-0 | 2003 | W, 59-3 |
| DePauw | 1 | 1 | 0 | W-1 | 1975 | L, 8-28 | 1977 | W, 31-0 |
| Dickinson | 1 | 0 | 0 | W-1 | 1954 | W, 33-12 | 1954 | W, 33-12 |
| Earlham | 10 | 2 | 0 | W-7 | 1990 | W, 44-29 | 2003 | W, 52-24 |
| Findlay | 0 | 2 | 0 | L-2 | 1946 | L, 6-27 | 1947 | L, 6-19 |
| Gettysburg | 0 | 1 | 0 | L-1 | 1940 | L, 0-6 | 1940 | L, 0-6 |
| Grove City | 8 | 1 | 0 | W-8 | 1988 | L, 14-19 | 2004 | W, 28-13 |
| Heidelberg | 16 | 10 | 1 | W-1 | 1901 | L, 5-15 | 1983 | W, 34-0 |
| Hiram | 29 | 4 | 0 | W-3 | 1906 | W, 95-0 | 2004 | W, 59-0 |
| Hobart | 1 | 1 | 0 | L-1 | 1962 | W, 49-15 | 1963 | L, 0-14 |
| Hope | 2 | 0 | 0 | W-2 | 2002 | W, 14-9 | 2003 | W, 45-36 |
| John Carroll | 5 | 4 | 0 | W-3 | 1937 | L, 13-20 | 1987 | W, 14-13 |
| Kalamazoo | 4 | 6 | 0 | L-1 | 1949 | W, 26-20 | 2001 | L, 37-39 |
| Kent State | 2 | 1 | 0 | L-1 | 1937 | W, 15-6 | 1948 | L, 0-39 |
| Kenyon | 43 | 21 | 3 | W-8 | 1890 | W, 30-0 | 2004 | W, 84-21 |
| Manchester | 1 | 0 | 0 | W-1 | 1940 | W, 13-6 | 1940 | W, 13-6 |
| Marietta | 3 | 4 | 0 | L-1 | 1962 | W, 52-0 | 1984 | L, 12-15 |
| Miami (Ohio) | 2 | 2 | 1 | L-1 | 1916 | L, 6-10 | 1943 | L, 6-20 |
| Mt. Union | 38 | 30 | 4 | L-2 | 1901 | W, 12-5 | 1991 | L, 8-24 |
| Muskingum | 14 | 29 | 5 | W-1 | 1916 | W, 47-0 | 2004 | W, 27-6 |
| Navy | 0 | 1 | 0 | L-1 | 1931 | L, 6-19 | 1931 | L, 6-19 |
| Oberlin | 60 | 22 | 2 | W-1 | 1903 | L, 0-30 | 2004 | W, 59-13 |
| Ohio Northern | 8 | 4 | 0 | L-1 | 1918 | W, 40-0 | 1981 | L, 0-7 |
| Ohio State | 2 | 4 | 2 | L-1 | 1890 | W, 64-0 | 1925 | L, 0-17 |
| Ohio University | 2 | 2 | 0 | W-2 | 1913 | L, 6-7 | 1917 | W, 20-0 |
| Ohio Wesleyan | 23 | 26 | 0 | W-3 | 1901 | L, 0-28 | 2004 | W, 24-6 |
| Otterbein | 9 | 6 | 1 | L-1 | 1902 | T, 6-6 | 1981 | L, 13-14 |
| Pittsburgh | 0 | 1 | 0 | L-1 | 1907 | L, 0-50 | 1907 | L, 0-50 |
| Rochester | 0 | 2 | 0 | L-2 | 1986 | L, 3-16 | 1987 | L, 7-16 |
| Rutgers | 0 | 1 | 0 | L-1 | 1939 | L, 0-20 | 1939 | L, 0-20 |
| St. Lawrence | 1 | 0 | 0 | W-1 | 1959 | W, 41-20 | 1959 | W, 41-20 |
| Scio | 1 | 0 | 0 | W-1 | 1905 | W, 29-0 | 1905 | W, 29-0 |
| Swarthmore | 1 | 0 | 0 | W-1 | 1968 | W, 37-0 | 1968 | W, 37-0 |
| Toledo | 1 | 0 | 0 | W-1 | 1920 | W, 36-0 | 1920 | W, 36-0 |
| Trinity (Texas) | 0 | 2 | 0 | L-2 | 1994 | L, 0-31 | 1995 | L, 0-33 |
| Ursinus | 0 | 2 | 0 | L-2 | 2000 | L, 7-31 | 2001 | L, 14-53 |
| Wabash | 2 | 7 | 0 | W-2 | 1944 | L, 0-27 | 2004 | W, 33-30 |
| Washington & Jefferson | 2 | 5 | 1 | L-2 | 1890 | W, 6-4 | 1985 | L, 6-40 |
| Waynesburg | 1 | 0 | 0 | W-1 | 1955 | W, 27-12 | 1955 | W, 27-12 |
| West Liberty | 1 | 0 | 0 | W-1 | 1930 | W, 13-0 | 1930 | W, 13-0 |
| West Virginia | 0 | 1 | 0 | L-1 | 1948 | L, 6-34 | 1948 | L, 6-34 |
| Western Michigan | 0 | 2 | 0 | L-2 | 1944 | L, 0-27 | 1945 | L, 0-66 |
| Wilmington | 1 | 1 | 0 | L-1 | 1992 | W, 30-20 | 1993 | L, 19-41 |
| Wittenberg | 11 | 27 | 1 | W-1 | 1912 | W, 12-0 | 2004 | W, 64-58 (ot) |
| Wright State | 2 | 0 | 0 | W-2 | 1942 | W, 24-13 | 1943 | W, 21-3 |

Bold indicates 2005 opponent



Legendary coach L. C. Boles instructs Charles 'Mose' Layport '26 during a practice session.



Center Hank Critchfield '27 earned All-Ohio honors and was inducted into the "W" Association Athletic Hall of Fame in 1971.



Dutch Pfeiffer '26, Rusty Hull '26 and Olin 'Gabe' Gabriel '25 line up for picture day.

GAME-BY-GAME RESULTS

1889 (2-0)

Coach - Kinley McMillan
Denison -----W, 48-0
Denison -----W, 50-0

1890 (5-0)

Coach - Kinley McMillan
Denison -----W, 58-0
Ohio State -----W, 64-0
Kenyon -----W, 30-0
Adelbert -----W, 50-0
Washington & Jefferson --W, 6-4

No team from 1891-1900 due to campus ban of intercollegiate sports

1901 (1-3)

Coach - E. Sedgewick
O5 Ohio Wesleyan -----L, 0-28
O26 Heidelberg -----L, 5-15
N2 Denison -----L, 0-12
N9 Mt. Union -----W, 12-5

1902 (3-1-2, 0-1 OAC)

Coach - L.W. St. John
O10 Heidelberg -----W, 17-0
O18 Reserve* -----L, 6-18
N1 Mt. Union -----W, 28-0
N8 Buchtel -----W, 56-0
N15 Denison -----T, 6-6
N22 Otterbein -----T, 6-6

1903 (3-5, 1-3 OAC)

Coach - L.W. St. John
O10 at Oberlin* -----L, 0-30
O17 at Reserve* -----L, 0-17
O23 at Heidelberg -----W, 22-0
O24 BERA -----W, 33-0
O31 at Otterbein -----L, 11-12
N7 DENISON -----L, 6-17
N14 at Kenyon* -----W, 11-10
N21 CASE* -----L, 0-40

1904 (1-5, 0-4 OAC)

Coach - L.W. St. John
Oberlin* -----L, 0-6
Case* -----L, 0-22
Reserve* -----L, 5-15
Denison -----L, 0-23
Mt. Union -----W, 76-0
Kenyon* -----L, 5-23

1905 (7-3, 2-3 OAC)

Coach - L.W. St. John
S23 Case* -----L, 4-11
O7 Mt. Union -----W, 17-0
O11 Baldwin-Wallace -----W, 56-0
O14 Scio -----W, 29-0
O21 Oberlin* -----W, 10-5
O28 Ohio Wesleyan* -----W, 18-11
N4 Otterbein -----W, 5-0
N11 Reserve* -----L, 0-19
N18 Allegheny -----W, 38-16
N25 Ohio State* -----L, 0-15

1906 (5-1-2, 2-1-2 OAC)

Coach - Ernest Skeel
O6 Denison -----W, 15-0
O13 Case* -----T, 0-0
O20 Reserve* -----T, 0-0
O27 Ohio Wesleyan* -----W, 2-0
N3 Hiram -----W, 95-0
N10 Oberlin* -----W, 13-0
N17 Heidelberg -----W, 23-0
N24 Ohio State* -----L, 0-12

1907 (2-5-1, 1-4-1 OAC)

Coach - Ernest Skeel
Baldwin-Wallace -----W, 28-5
Reserve* -----L, 0-29
Ohio Wesleyan* -----W, 12-5
Ohio State* -----T, 6-6
Kenyon* -----L, 0-5
Case* -----L, 0-11
Oberlin* -----L, 10-28
Pittsburgh -----L, 0-50

1908 (3-5, 1-5 OAC)

Coach - Frank Longman
Buchtel -----W, 16-0
Ohio State* -----W, 8-0
Reserve* -----L, 4-16
Ohio Wesleyan* -----L, 6-22
Case* -----L, 0-47
Carnegie Tech -----W, 13-6
Kenyon* -----L, 5-18
Denison* -----L, 0-24

1909 (1-6, 1-5 OAC)

Coach - W.E. Johnston
Mt. Union -----L, 11-12
Ohio State* -----L, 0-74
Heidelberg* -----W, 29-0
Case* -----L, 5-21
Ohio Wesleyan* -----L, 0-17
Denison* -----L, 6-23
Kenyon* -----L, 0-5

1910 (1-6-1, 1-4-1 OAC)

Coach - W.E. Johnston
Reserve* -----L, 0-15
Buchtel -----L, 0-31
Oberlin* -----L, 0-20
Case* -----L, 0-15
Kenyon* -----W, 21-0
Mt. Union -----L, 0-11
Denison* -----T, 0-0
Ohio Wesleyan* -----L, 0-29

1911 (0-6, 0-3 OAC)

Coach - H.B. Lloyd
O7 Denison* -----L, 5-6
O14 HEIDELBERG -----L, 0-6
O28 Hiram -----L, 0-6
N4 Mt. Union -----L, 0-29
N11 OBERLIN* -----L, 0-20
N25 at Case* -----L, 0-6

1912 (1-4-1, 1-4-1 OAC)

Coach - H.B. Lloyd
Case* -----L, 0-12
Denison* -----T, 3-3
Oberlin* -----L, 6-27
Ohio Wesleyan* -----L, 7-20
Wittenberg* -----W, 12-0
Kenyon* -----L, 7-23

1913 (2-3-2, 1-3-1 OAC)

Coach - C.C. Childs
Ohio Wesleyan* -----L, 0-6
Case* -----L, 7-21
Mt. Union -----T, 0-0
Heidelberg -----W, 9-7
Kenyon* -----T, 7-7
Wittenberg* -----W, 12-0
Ohio University* -----L, 6-7

1914 (2-6, 2-5 OAC)

Coach - A. Cunningham
Akron -----L, 0-13
Oberlin* -----L, 6-22
Case* -----L, 0-38
Kenyon* -----W, 13-0
Ohio University* -----L, 6-31
Ohio Wesleyan* -----L, 6-54
Wittenberg* -----W, 13-10
Mt. Union* -----L, 3-70

1915 (3-3-2, 3-1-2 OAC)

Coach - L.C. Boles
Heidelberg -----L, 6-13
Oberlin* -----L, 0-49
Otterbein -----L, 0-6
Wittenberg* -----T, 12-12
Akron* -----W, 21-7
Kenyon* -----W, 12-7
Case* -----T, 0-0
Ohio Wesleyan* -----W, 21-7

1916 (6-2, 5-2 OAC)

Coach - L.C. Boles
Kenyon* -----W, 10-0
Akron* -----W, 29-7
Miami (Ohio)* -----L, 6-10
Wittenberg* -----W, 35-0
Case* -----L, 0-27
Cincinnati* -----W, 20-0
Ohio University* -----W, 9-0
Muskingum -----W, 47-0

1917 (6-0-3, 4-0-3 OAC)

Coach - L.C. Boles
Kenyon* -----T, 0-0
Reserve* -----T, 0-0
Ohio University* -----W, 20-0
Akron* -----W, 7-6
Baldwin-Wallace -----W, 37-0
Case* -----W, 27-0
Miami (Ohio)* -----T, 0-0
Otterbein -----W, 19-0
Mt. Union* -----W, 9-0

1918 (6-1, 5-1 OAC)

Coach - L.C. Boles
Heidelberg -----W, 7-0
Ohio Northern* -----W, 40-0
Case* -----L, 6-7
Kenyon* -----W, 9-0
Akron* -----W, 26-0
Baldwin-Wallace* -----W, 13-6
Mt. Union* -----W, 13-6

1919 (8-0, 7-0 OAC)

Coach - L.C. Boles
OAC Champions
Hiram -----W, 47-0
Baldwin-Wallace* -----W, 57-0
Reserve* -----W, 13-7
Case* -----W, 26-0
Kenyon* -----W, 25-0
Akron* -----W, 19-0
Mt. Union* -----W, 35-0
Ohio Northern* -----W, 13-0

1920 (9-0, 8-0 OAC)

Coach - L.C. Boles
OAC Champions
S25 Baldwin-Wallace* -----W, 21-0
O2 Toledo -----W, 36-0
O9 Hiram -----W, 20-0
O16 Reserve* -----W, 19-0
O23 Oberlin* -----W, 19-0
O30 Case* -----W, 19-0
N6 Kenyon* -----W, 21-0
N13 Akron* -----W, 14-0
N25 Mt. Union* -----W, 7-3

1921 (6-2, 6-2 OAC)

Coach - L.C. Boles
Hiram* -----W, 14-0
Denison* -----W, 31-0
Kenyon* -----L, 0-3
Case* -----W, 17-3
Reserve* -----W, 7-0
Oberlin* -----L, 6-14
Akron* -----W, 13-0
Mt. Union* -----W, 6-0



Wooster's coaching staff reviews game film in the Scot locker room in 1950.

GAME-BY-GAME RESULTS

1922 (8-1, 7-1 OAC) Coach - L.C. Boles

| | |
|------------|----------|
| Ashland | W, 7-0 |
| Akron* | W, 14-0 |
| Case* | W, 27-0 |
| Otterbein* | W, 46-14 |
| Reserve* | W, 39-6 |
| Denison* | L, 0-10 |
| Kenyon* | W, 53-0 |
| Mt. Union* | W, 19-3 |
| Muskingum* | W, 43-0 |

1923 (9-0, 8-0 OAC) Coach - L.C. Boles OAC Champions

| | |
|-------------------|---------|
| S29 Ashland | W, 7-0 |
| O6 Otterbein* | W, 21-0 |
| O13 Miami (Ohio)* | W, 13-0 |
| O20 Case* | W, 31-6 |
| O27 Cincinnati* | W, 20-7 |
| N3 Reserve* | W, 16-9 |
| N10 Akron* | W, 8-0 |
| N24 Denison* | W, 32-0 |
| N29 Mt. Union* | W, 45-7 |

1924 (6-2-2, 5-2-1 OAC) Coach - L.C. Boles

| | |
|---------------|---------|
| Ashland | W, 17-0 |
| Otterbein* | W, 28-0 |
| Akron* | L, 6-7 |
| Reserve* | W, 14-0 |
| Miami (Ohio)* | W, 20-6 |
| Ohio State | T, 7-7 |
| Case* | L, 3-7 |
| Cincinnati* | W, 32-0 |
| Denison* | W, 3-0 |
| Mt. Union* | T, 0-0 |

1925 (6-2, 5-1 OAC) Coach - L.C. Boles

| | |
|------------|---------|
| Ashland | W, 17-0 |
| Case* | W, 11-0 |
| Reserve* | W, 7-6 |
| Oberlin* | L, 0-13 |
| Mt. Union* | W, 7-0 |
| Ohio State | L, 0-17 |
| Akron* | W, 20-0 |
| Denison* | W, 13-7 |

1926 (6-2, 5-2 OAC) Coach - Art Murray

| | |
|----------------|----------|
| Ashland | W, 13-0 |
| Case* | W, 7-0 |
| Ohio Wesleyan* | W, 23-7 |
| Reserve* | W, 13-3 |
| Denison* | W, 9-0 |
| Akron* | W, 41-13 |
| N20 Oberlin* | L, 0-6 |
| N27 Mt. Union* | L, 0-9 |

1927 (6-2, 5-2 OAC) Coach - L.C. Boles

| | |
|--------------------|---------|
| O1 Ashland | W, 28-0 |
| O8 Mt. Union* | W, 18-0 |
| O15 Heidelberg* | W, 6-0 |
| O22 Case* | W, 33-0 |
| O29 Ohio Wesleyan* | L, 9-14 |
| N5 Reserve* | W, 9-6 |
| N12 Oberlin* | L, 0-7 |
| N19 Akron* | W, 13-6 |

1928 (2-4-2, 1-3-2 OAC) Coach - L.C. Boles

| | |
|-------------------|----------|
| S29 ASHLAND | L, 13-20 |
| O6 HIRAM* | W, 26-0 |
| O13 at Oberlin* | T, 0-0 |
| O20 at Mt. Union* | L, 13-26 |
| O27 RESERVE* | L, 2-19 |
| N3 OHIO WESLEYAN | L, 6-45 |
| N10 at Akron* | W, 21-7 |
| N17 CASE* | T, 0-0 |

1929 (5-2-1, 5-2-1 OAC) Coach - L.C. Boles

| | |
|-----------------------|----------|
| S28 OTTERBEIN* | W, 19-0 |
| O5 at Hiram* | W, 33-0 |
| O12 at Akron* | L, 7-12 |
| O19 MT. UNION* | T, 6-6 |
| O26 at Ohio Northern* | W, 32-7 |
| N2 OBERLIN* | W, 27-0 |
| N9 CASE* | W, 46-6 |
| N16 at Muskingum* | L, 19-21 |

1930 (5-3-1, 4-1-1 OAC) Coach - L.C. Boles

| | |
|------------------|----------|
| West Liberty | L, 13-0 |
| Ashland | L, 0-6 |
| Baldwin-Wallace* | W, 33-0 |
| Akron* | L, 6-13 |
| Oberlin* | W, 14-12 |
| Case* | W, 14-6 |
| Muskingum* | T, 6-6 |
| Mt. Union* | W, 14-0 |
| Denison | L, 0-12 |

1931 (4-5, 3-3 OAC) Coach - L.C. Boles

| | |
|------------|----------|
| Bluffton | W, 12-0 |
| Ashland* | W, 21-0 |
| Akron* | W, 25-7 |
| Oberlin* | L, 13-14 |
| Case* | L, 6-7 |
| Mt. Union* | L, 0-18 |
| Muskingum* | L, 0-19 |
| Denison | W, 12-6 |
| Navy | L, 6-19 |

1932 (5-1-2, 4-1-2 OAC) Coach - L.C. Boles

| | |
|----------------|---------|
| Ashland* | W, 12-0 |
| Heidelberg* | W, 6-0 |
| Akron* | T, 0-0 |
| O22 Case* | L, 0-13 |
| Oberlin* | W, 6-0 |
| Muskingum* | T, 0-0 |
| N12 Mt. Union* | W, 12-7 |
| Denison | W, 7-6 |

1933 (7-1-1, 7-1 OAC) Coach - L.C. Boles

| | |
|-----------------|---------|
| S30 Hiram* | W, 26-6 |
| O7 Ashland* | W, 7-0 |
| O14 Oberlin* | W, 6-0 |
| O21 at Akron* | W, 6-0 |
| O28 Muskingum* | L, 6-9 |
| N4 Case* | W, 7-6 |
| N11 Mt. Union* | W, 51-0 |
| N18 Denison | T, 0-0 |
| N25 Heidelberg* | W, 19-0 |

1934 (8-1, 8-0 OAC) Coach - L.C. Boles OAC Champions

| | |
|-------------------|----------|
| Hiram* | W, 45-0 |
| Wash. & Jefferson | L, 0-20 |
| CASE* | W, 20-7 |
| Akron* | W, 6-0 |
| Oberlin* | W, 25-0 |
| Muskingum* | W, 22-14 |
| Mt. Union* | W, 25-7 |
| N17 Ashland* | W, 54-7 |
| Heidelberg* | W, 34-0 |

1935 (3-4-2, 2-3-1 OAC) Coach - L.C. Boles

| | |
|-------------------------------|---------|
| S28 at Hiram | W, 41-0 |
| O5 WITTENBERG* | W, 7-6 |
| O12 CASE* | L, 6-12 |
| O19 at Akron* | W, 7-0 |
| O26 MT. UNION* | T, 7-7 |
| N2 at Muskingum* | L, 0-14 |
| N9 OBERLIN* | T, 0-0 |
| N16 at Washington & Jefferson | L, 0-26 |
| N23 BALDWIN-WALLACE* | L, 0-57 |

1936 (3-6, 3-4 OAC) Coach - L.C. Boles

| | |
|-----------------------|---------|
| S26 at Ashland* | W, 33-0 |
| O3 WITTENBERG* | L, 7-12 |
| O10 CASE* | L, 0-13 |
| O17 at Akron | L, 0-14 |
| O24 MT. UNION* | L, 0-12 |
| O31 at Otterbein* | W, 34-0 |
| N7 MUSKINGUM* | L, 6-7 |
| N14 WASH. & JEFFERSON | L, 6-33 |
| N21 at Oberlin* | W, 26-0 |

1937 (6-2, 5-2 OAC) Coach - L.C. Boles

| | |
|-----------------------|----------|
| O1 at John Carroll* | L, 13-20 |
| O9 CASE* | L, 7-12 |
| O16 KENT STATE* | W, 15-6 |
| O23 MT. UNION* | W, 7-0 |
| O30 at Muskingum* | W, 13-6 |
| N6 OBERLIN* | W, 32-7 |
| N13 at Denison* | W, 12-6 |
| N20 WASH. & JEFFERSON | W, 20-0 |

1938 (5-0-3, 5-0-2 OAC) Coach - L.C. Boles

| | |
|-------------------------------|----------|
| O1 ASHLAND* | W, 39-0 |
| O8 DENISON* | W, 10-0 |
| O15 at Case* | T, 0-0 |
| O22 at Mt. Union* | W, 7-6 |
| O29 MUSKINGUM* | T, 0-0 |
| N5 at Oberlin* | W, 14-12 |
| N12 HEIDELBERG* | W, 38-14 |
| N19 at Washington & Jefferson | T, 0-0 |

1939 (2-6, 2-4 OAC) Coach - L.C. Boles

| | |
|-------------------------------|----------|
| S30 OHIO NORTHERN* | L, 0-6 |
| O7 at Rutgers | L, 0-20 |
| O14 at Washington & Jefferson | L, 0-7 |
| O21 MT. UNION* | W, 20-0 |
| O28 at Muskingum* | L, 7-20 |
| N4 OBERLIN* | W, 19-14 |
| N11 CASE* | L, 6-15 |
| N18 at Denison* | L, 6-40 |

1940 (4-3-1, 3-2-1 OAC) Coach - John Swigart

| | |
|-------------------|----------|
| S28 MANCHESTER | W, 13-6 |
| O5 at Gettysburg | L, 0-6 |
| O12 at Case* | L, 0-7 |
| O19 at Mt. Union* | W, 24-0 |
| O26 MUSKINGUM* | W, 14-3 |
| N2 DENISON* | T, 7-7 |
| N9 BOWLING GREEN* | L, 14-26 |
| N16 at Oberlin* | W, 14-0 |

1941 (5-1-1, 5-1-1 OAC) Coach - John Swigart

| | |
|-----------------------|----------|
| S27 at Bowling Green* | T, 14-14 |
| O11 at Denison* | W, 10-2 |
| O18 CASE* | L, 0-40 |
| O25 at Muskingum* | W, 20-12 |
| N1 MT. UNION* | W, 17-0 |
| N8 OBERLIN* | W, 9-6 |
| N15 WITTENBERG* | W, 39-0 |

1942 (6-3, 5-3 OAC) Coach - John Swigart

| | |
|----------------------|----------|
| S26 JOHN CARROLL* | L, 0-6 |
| O3 at Wittenberg* | W, 7-0 |
| O10 HEIDELBERG* | W, 13-6 |
| O17 at Case* | L, 0-15 |
| O24 MUSKINGUM* | W, 27-6 |
| O31 at Mt. Union* | W, 13-0 |
| N7 DENISON* | W, 26-0 |
| N14 at Oberlin* | L, 7-21 |
| N21 WRIGHT-PATTERSON | W, 24-13 |

1943 (2-5, OAC inactive due to WWII) Coach - John Swigart

| | |
|-----------------------|----------|
| S25 at Ohio Wesleyan | W, 22-14 |
| O2 at Baldwin-Wallace | L, 7-25 |
| O9 vs. Miami (Ohio) | L, 6-20 |
| O16 CASE | L, 0-7 |
| O23 OBERLIN | L, 0-46 |
| O30 WRIGHT-PATTERSON | W, 21-3 |
| N6 OHIO WESLEYAN | L, 13-21 |

1944 (1-3-1, OAC inactive due to WWII) Coach - John Swigart

| | |
|----------------------|----------|
| S23 at Case | L, 0-19 |
| O7 at Wabash | L, 0-27 |
| O20 WESTERN MICHIGAN | L, 0-27 |
| O28 BALDWIN-WALLACE | T, 20-20 |
| N4 OBERLIN | W, 27-20 |

1945 (0-6, 0-4 OAC) Coach - John Swigart

| | |
|-------------------------|----------|
| S29 CASE* | L, 6-32 |
| O6 WABASH | L, 19-35 |
| O13 at Denison* | L, 6-13 |
| O20 CAPITAL* | L, 0-28 |
| O26 at Baldwin-Wallace* | L, 6-57 |
| N10 at Western Michigan | L, 0-66 |

1946 (2-4-2, 2-4-2 OAC) Coach - John Swigart

| | |
|-------------------|----------|
| O5 FINDLAY* | L, 6-27 |
| O12 at Capital* | W, 7-6 |
| O19 DENISON* | W, 21-0 |
| O26 at Muskingum* | T, 12-12 |
| N2 MT. UNION* | L, 5-7 |
| N9 at Akron* | L, 20-26 |
| N16 HEIDELBERG* | T, 14-14 |
| N23 at Oberlin* | L, 0-23 |

1947 (4-5, 4-4 OAC) Coach - John Swigart

| | |
|---------------------|----------|
| S24 at John Carroll | L, 0-39 |
| O3 at Findlay* | L, 6-19 |
| O11 KENT STATE* | W, 13-6 |
| O18 at Denison* | L, 0-28 |
| O25 MUSKINGUM* | W, 16-13 |
| N1 OBERLIN* | W, 20-7 |
| N8 AKRON* | W, 21-6 |
| N14 at Heidelberg* | L, 0-9 |
| N22 at Mt. Union* | L, 14-26 |

1948 (3-6-1, 2-5-1 OAC) Coach - John Swigart

| | |
|----------------------|----------|
| S25 at West Virginia | L, 6-34 |
| O2 at Kent State* | L, 0-39 |
| O9 HIRAM | W, 26-7 |
| O16 DENISON* | L, 0-27 |
| O23 at Muskingum* | T, 7-7 |
| O30 at Akron* | L, 6-20 |
| N6 HEIDELBERG* | L, 6-7 |
| N13 WITTENBERG* | W, 31-7 |
| N20 at Oberlin* | W, 19-13 |
| N27 MT. UNION* | L, 6-21 |

1949 (5-3-1, 4-3-1 OAC) Coach - Phil Shipe

| | |
|--------------------|----------|
| O1 at Kalamazoo | W, 26-20 |
| O8 KENYON* | W, 40-7 |
| O15 at Denison* | W, 21-20 |
| O22 MUSKINGUM* | L, 7-40 |
| O29 AKRON* | T, 13-13 |
| N5 at Heidelberg* | L, 0-59 |
| N12 at Wittenberg* | W, 27-21 |
| N19 OBERLIN* | W, 21-20 |
| N24 MT. UNION* | L, 7-34 |

GAME-BY-GAME RESULTS

1950 (1-6-1, 0-5 OAC)

Coach - Phil Shipe

| | |
|-------------------|----------|
| S30 KALAMAZOO | L, 32-48 |
| O7 at Kenyon | T, 13-13 |
| O14 DENISON* | L, 0-46 |
| O21 at Muskingum* | L, 7-49 |
| O28 at Akron* | L, 7-34 |
| N4 ALLEGHENY | W, 20-13 |
| N11 MT. UNION* | L, 13-73 |
| N18 at Oberlin* | L, 2-58 |

1951 (6-3, 3-3 OAC)

Coach - Phil Shipe

| | |
|--------------------|----------|
| S22 at Hiram | W, 13-9 |
| S29 OHIO NORTHERN* | W, 25-13 |
| O6 KENYON | W, 18-13 |
| O13 at Denison* | L, 6-38 |
| O20 MUSKINGUM* | L, 8-31 |
| O27 AKRON* | W, 7-6 |
| N3 at Allegheny | W, 20-6 |
| N10 at Mt. Union* | L, 21-33 |
| N17 OBERLIN* | W, 47-14 |

1952 (7-1-1, 4-1-1 OAC)

Coach - Phil Shipe

| | |
|-----------------------|----------|
| S20 HIRAM | W, 28-14 |
| S27 at Ohio Northern* | W, 26-13 |
| O4 Kenyon* | W, 35-19 |
| O11 DENISON* | W, 28-14 |
| O18 at Muskingum* | L, 13-26 |
| O25 at Akron* | T, 14-14 |
| N1 ALLEGHENY | W, 52-13 |
| N8 ASHLAND | W, 41-0 |
| N15 at Oberlin* | W, 39-7 |

1953 (5-3, 3-3 OAC)

Coach - Phil Shipe

| | |
|------------------|----------|
| O3 KENYON* | W, 36-13 |
| O10 at Denison* | L, 16-26 |
| O17 MUSKINGUM* | L, 7-14 |
| O24 AKRON* | L, 18-20 |
| O31 at Allegheny | W, 35-7 |
| N7 at Ashland | W, 33-13 |
| N14 at Hiram* | W, 54-7 |
| N21 OBERLIN* | W, 34-3 |

1954 (6-3, 4-3 OAC)

Coach - Phil Shipe

| | |
|-------------------|----------|
| S25 ALLEGHENY | W, 31-0 |
| O2 at Kenyon* | W, 7-0 |
| O9 DENISON* | L, 0-14 |
| O16 at Dickinson | W, 33-12 |
| O23 at Muskingum* | L, 7-41 |
| O30 at Akron* | W, 28-27 |
| N6 MT. UNION* | L, 26-34 |
| N13 HIRAM* | W, 55-12 |
| N20 at Oberlin* | W, 26-12 |

1955 (7-2, 5-2 OAC)

Coach - Phil Shipe

| | |
|------------------|----------|
| S24 at Allegheny | W, 41-13 |
| O1 KENYON* | W, 27-0 |
| O8 at Waynesburg | W, 27-12 |
| O15 at Denison* | W, 21-19 |
| O22 MUSKINGUM* | L, 14-35 |
| O29 AKRON* | L, 6-53 |
| N5 at Mt. Union* | W, 27-13 |
| N12 at Hiram* | W, 35-12 |
| N19 OBERLIN* | W, 47-6 |

1956 (5-3-1-4-3-1 OAC)

Coach - Phil Shipe

| | |
|-------------------|----------|
| S22 at Ashland | W, 13-8 |
| S29 at Kenyon* | L, 12-13 |
| O6 OHIO WESLEYAN* | W, 35-25 |
| O13 DENISON* | W, 19-7 |
| O20 at Muskingum* | L, 13-28 |
| O27 AKRON* | W, 20-17 |
| N3 at Wittenberg* | L, 19-25 |
| N10 CAPITAL* | T, 14-14 |
| N17 at Oberlin* | W, 59-0 |

1957 (3-6, 2-6 OAC)

Coach - Phil Shipe

| | |
|----------------------|----------|
| S21 ASHLAND | W, 34-0 |
| S28 KENYON* | W, 25-7 |
| O5 at Ohio Wesleyan* | L, 14-16 |
| O12 at Denison* | L, 13-20 |
| O19 MUSKINGUM* | L, 0-16 |
| O26 AKRON* | L, 7-27 |
| N2 at Wittenberg* | L, 13-19 |
| N9 at Capital* | L, 7-14 |
| N16 OBERLIN* | W, 35-6 |

1958 (6-3, 3-3 OAC)

Coach - Phil Shipe

| | |
|-------------------|----------|
| S19 ASHLAND | W, 19-0 |
| S26 at Kenyon* | W, 33-0 |
| S30 at Ball State | L, 6-14 |
| O10 DENISON* | W, 27-8 |
| O17 at Akron* | L, 20-28 |
| O24 ALBION | W, 38-14 |
| O31 at Muskingum* | L, 0-34 |
| N8 MT. UNION* | W, 33-6 |
| N14 at Oberlin* | W, 28-0 |

1959 (7-1-1, 5-1 OAC)

Coach - Phil Shipe

OAC Co-Champions

| | |
|---------------------|----------|
| S19 at Ashland | T, 6-6 |
| S26 KENYON* | W, 37-12 |
| O3 at Mt. Union* | W, 15-6 |
| O10 at Denison* | W, 22-15 |
| O17 AKRON* | W, 15-14 |
| O24 at St. Lawrence | W, 41-20 |
| O31 at Albion | W, 15-8 |
| N7 MUSKINGUM* | L, 8-22 |
| N14 OBERLIN* | W, 38-14 |

1960 (6-3, 5-3 OAC)

Coach - Phil Shipe

| | |
|----------------------|----------|
| S24 ASHLAND | W, 44-14 |
| O1 at Kenyon* | W, 35-0 |
| O8 Mt. UNION* | W, 28-12 |
| O15 DENISON* | W, 41-12 |
| O22 at Akron* | L, 20-21 |
| O29 CAPITAL* | W, 36-0 |
| N5 at Ohio Wesleyan* | L, 3-11 |
| N12 at Muskingum* | L, 6-35 |
| N19 at Oberlin* | W, 35-9 |

1961 (6-3, 5-3 OAC)

Coach - Phil Shipe

| | |
|-------------------|---------|
| S23 at Ashland | W, 28-6 |
| S30 KENYON* | W, 41-0 |
| O7 at Mt. Union* | W, 16-6 |
| O14 at Denison* | W, 3-0 |
| O21 AKRON* | L, 8-31 |
| O28 at Capital* | L, 8-10 |
| N4 OHIO WESLEYAN* | W, 22-9 |
| N11 MUSKINGUM* | L, 0-6 |
| N18 at Oberlin* | W, 22-7 |

1962 (4-4-1, 3-4 OAC)

Coach - Phil Shipe

| | |
|-------------------|----------|
| S22 ASHLAND | T, 0-0 |
| S29 at Kenyon* | L, 6-27 |
| O6 MT. UNION* | W, 27-13 |
| O13 DENISON* | L, 7-9 |
| O20 at Akron* | L, 0-42 |
| O27 at Muskingum* | L, 0-28 |
| N3 HOBART | W, 49-15 |
| N10 MARIETTA* | W, 52-0 |
| N17 at Oberlin* | W, 21-13 |

1963 (1-8, 1-6 OAC)

Coach - Phil Shipe

| | |
|------------------|----------|
| S21 at Ashland | L, 0-13 |
| S28 KENYON* | W, 22-5 |
| O5 at Mt. Union* | L, 7-10 |
| O12 at Denison* | L, 0-6 |
| O19 AKRON* | L, 14-35 |
| O26 MUSKINGUM* | L, 0-28 |
| N2 at Hobart | L, 0-14 |
| N9 at Marietta* | L, 10-14 |
| N16 OBERLIN* | L, 13-14 |

1964 (5-4, 3-4 OAC)

Coach - Phil Shipe

| | |
|----------------------|----------|
| S19 ASHLAND | W, 7-0 |
| S26 at Carnegie Tech | W, 27-0 |
| O3 MT. UNION* | W, 21-15 |
| O10 DENISON* | L, 0-7 |
| O17 at Akron* | L, 14-21 |
| O24 at Muskingum* | L, 0-25 |
| O31 HIRAM* | W, 14-7 |
| N7 CAPITAL* | L, 3-43 |
| N14 at Oberlin* | W, 20-0 |

1965 (4-5, 3-4 OAC)

Coach - Phil Shipe

| | |
|-------------------|----------|
| S18 at Ashland | L, 13-31 |
| S25 CARNEGIE TECH | W, 21-15 |
| O2 at Mt. Union* | L, 26-35 |
| O9 DENISON* | L, 6-20 |
| O16 AKRON* | L, 8-21 |
| O23 MUSKINGUM* | L, 0-3 |
| O30 at Hiram* | W, 47-12 |
| N6 at Capital* | W, 25-21 |
| N13 OBERLIN* | W, 36-9 |

1966 (1-8, 1-6 OAC)

Coach - Jack Langyel

| | |
|----------------------|----------|
| S17 ASHLAND | L, 10-31 |
| S24 at Carnegie Tech | L, 6-18 |
| O1 MT. UNION* | L, 7-20 |
| O8 DENISON* | L, 7-28 |
| O15 AKRON* | L, 0-26 |
| O22 at Muskingum* | L, 0-32 |
| O29 HIRAM* | W, 56-22 |
| N5 CAPITAL* | L, 6-16 |
| N12 at Oberlin* | L, 13-14 |

1967 (6-3, 5-1 OAC)

Coach - Jack Langyel

| | |
|---------------------|----------|
| S16 at Ashland | L, 6-23 |
| S23 CARNEGIE-MELLON | W, 21-18 |
| S30 at Mt. Union* | W, 21-6 |
| O7 at Denison* | W, 10-8 |
| O14 DEFIANCE | L, 7-9 |
| O21 KENYON* | W, 52-0 |
| O28 at Hiram* | W, 33-11 |
| N4 at Capital* | L, 0-17 |
| N11 OBERLIN* | W, 56-0 |

1968 (6-3, 5-2 OAC)

Coach - Jack Langyel

| | |
|-----------------------|----------|
| S21 ASHLAND | L, 13-25 |
| S28 at Swarthmore | W, 37-0 |
| O5 MT. UNION* | L, 3-10 |
| O12 at Ohio Wesleyan* | L, 7-43 |
| O19 DENISON* | W, 28-0 |
| O26 at Kenyon* | W, 28-16 |
| N2 at Hiram* | W, 40-17 |
| N9 CAPITAL* | W, 24-20 |
| N16 at Oberlin* | W, 23-21 |

1969 (3-6, 3-4 OAC)

Coach - Jack Langyel

| | |
|--------------------|----------|
| S27 ALBION | L, 9-13 |
| O4 at Mt. Union* | W, 10-7 |
| O11 OHIO WESLEYAN* | L, 0-21 |
| O18 at Denison* | L, 7-21 |
| O25 KENYON* | L, 3-10 |
| N1 HIRAM* | W, 28-0 |
| N8 at Wittenberg* | L, 13-14 |
| N15 at Oberlin* | W, 42-13 |
| N22 ASHLAND | L, 3-19 |

1970 (8-1, 6-1 OAC)

Coach - Jack Langyel

| | |
|--------------------|----------|
| S26 ALBION | W, 13-0 |
| O3 at Mt. Union* | W, 26-22 |
| O10 OHIO WESLEYAN* | W, 14-13 |
| O17 DENISON* | W, 25-0 |
| O24 KENYON* | W, 10-7 |
| O31 HIRAM* | W, 21-7 |
| N7 #WITTENBERG* | L, 0-35 |
| N14 at Oberlin* | W, 9-6 |
| N21 at Ashland | L, 0-35 |

#Wittenberg forfeited due to an ineligible player

1971 (6-2, 3-2 OAC)

Coach - Pat O'Brien

| | |
|-------------------|----------|
| S25 ALBION | W, 27-7 |
| O2 MT. UNION* | L, 14-24 |
| O9 OHIO WESLEYAN* | L, 0-16 |
| O16 at Denison* | W, 16-14 |
| O23 KENYON* | W, 13-12 |
| O30 at Hiram | W, 17-10 |
| N6 at Centre | W, 27-17 |
| N13 OBERLIN* | W, 35-0 |



Tom Dingle (No. 20) is one of two Scots to have rushed for six touchdowns in a game.

GAME-BY-GAME RESULTS

1972 (2-6, 1-4 OAC Red Division) Coach - Pat O'Brien

S23 #at Albion -----W, 23-0
S30 #at Kenyon -----L, 9-16
O7 JOHN CARROLL -----W, 20-14
O14 MT. UNION* -----W, 28-21
O21 at Wittenberg* -----L, 0-24
O28 HEIDELBERG* -----L, 21-31
N4 at Capital* -----L, 14-30
N11 BALDWIN-WALLACE* -----L, 13-14
#Wooster forfeited first two games due to an ineligible player.

1973 (5-3, 3-2 OAC Red Division) Coach - Pat O'Brien

S22 OHIO NORTHERN -----W, 23-6
S29 KENYON -----L, 6-16
O5 at John Carroll -----W, 14-7
O13 at Mt. Union* -----W, 35-24
O20 WITTENBERG* -----L, 0-38
O27 at Heidelberg* -----W, 21-19
N3 CAPITAL* -----W, 27-13
N10 at Baldwin-Wallace* -----L, 20-43

1974 (2-6, 0-5 OAC Red Division) Coach - Pat O'Brien

S21 MT. UNION -----L, 7-27
S28 at Kenyon -----W, 21-14
O5 HIRAM -----W, 16-7
O12 at Heidelberg* -----L, 7-27
O19 at Marietta* -----L, 13-21
O26 OTTERBEIN* -----L, 12-35
N2 MUSKINGUM* -----L, 3-21
N9 at Baldwin-Wallace* -----L, 6-35

1975 (1-8, 0-5 OAC Red Division) Coach - Don Hunsinger

S13 at DePauw -----L, 8-28
S20 at Mt. Union -----L, 7-28
S27 KENYON -----W, 9-7
O4 at Hiram -----L, 14-30
O11 HEIDELBERG* -----L, 0-14
O19 at Marietta* -----L, 14-27
O26 OTTERBEIN* -----L, 7-22
N2 MUSKINGUM* -----L, 14-27
N8 at Baldwin-Wallace* -----L, 7-40

1976 (4-5, 1-4 OAC Red Division) Coach - Don Hunsinger

S18 at Canisius -----W, 15-14
S25 at Kenyon -----W, 21-7
O2 HIRAM -----W, 9-6
O9 at Mt. Union -----L, 3-7
O16 at Muskingum* -----L, 0-24
O23 WITTENBERG* -----L, 0-33
O30 at Heidelberg* -----W, 13-7
N6 OHIO NORTHERN* -----L, 6-9
N13 at Capital* -----L, 0-21

1977 (6-3, 3-2 OAC Red Division) Coach - Tom Hollman

S17 DePAUW -----W, 31-0
S24 KENYON -----W, 7-6
O1 at Hiram -----W, 40-3
O8 at Mt. Union -----L, 8-35
O15 MUSKINGUM* -----L, 18-28
O22 WITTENBERG* -----L, 16-28
O29 HEIDELBERG* -----W, 24-7
N5 at Ohio Northern* -----W, 29-9
N12 CAPITAL* -----W, 20-13

1978 (6-3, 3-2 OAC Blue Division) Coach - Tom Hollman

S16 ADRIAN -----W, 21-7
S23 at Kenyon -----W, 28-10
S30 OBERLIN -----W, 56-0
O7 OTTERBEIN* -----W, 24-8
O14 MARIETTA* -----W, 24-0
O21 at Wittenberg* -----L, 14-28
O28 at Capital* -----L, 0-7
N4 MUSKINGUM* -----W, 21-10
N11 at Ohio Northern -----L, 7-10

1979 (6-3, 3-2 OAC Blue Division) Coach - Tom Hollman

S15 at Adrian -----W, 13-7
S22 KENYON -----W, 3-0
S29 at Oberlin -----W, 41-0
O6 at Otterbein* -----L, 7-14
O13 at Marietta -----*W, 14-6
O20 WITTENBERG* -----L, 6-35
O27 CAPITAL* -----W, 16-12
N3 at Muskingum* -----W, 30-6
N10 MT. UNION -----L, 14-24

1980 (6-2-1, 3-2-1 OAC Blue Division) Coach - Tom Hollman

S13 OBERLIN -----W, 55-0
S20 at Mt. Union -----W, 20-0
S27 OHIO WESLEYAN* -----W, 45-0
O4 at Otterbein -----W, 28-6
O11 at Denison* -----T, 14-14
O18 WITTENBERG* -----L, 7-9
O25 at Capital* -----L, 0-13
N1 OHIO NORTHERN* -----W, 10-0
N8 at Muskingum* -----W, 31-21

1981 (4-5, 3-3 OAC Blue Division) Coach - Jim Kapp

S12 at Oberlin -----W, 21-3
S19 MT. UNION -----L, 6-9
S26 at Ohio Wesleyan* -----W, 20-14
O3 OTTERBEIN -----L, 13-14
O10 DENISON* -----W, 24-18
O17 at Wittenberg* -----L, 0-23
O24 CAPITAL* -----L, 6-14
O31 at Ohio Northern* -----L, 0-7
N7 MUSKINGUM* -----W, 21-7

1982 (1-8, 1-4 OAC Red Division) Coach - Jim Kapp

S11 at Albion -----L, 15-28
S18 ADRIAN -----L, 13-33
S25 KENYON -----L, 8-16
O2 at Ohio Wesleyan -----L, 7-32
O9 CAPITAL* -----L, 18-28
O16 at Heidelberg* -----L, 0-21
O23 MT. UNION* -----L, 3-6
O30 MUSKINGUM* -----W, 20-10
N6 at Baldwin-Wallace* -----L, 3-17

1983 (3-6, 2-3 OAC Red Division) Coach - Jim Kapp

S10 ALBION -----L, 3-13
S17 at Adrian -----L, 7-34
S24 at Kenyon -----L, 10-16
O1 at Ohio Wesleyan -----W, 17-15
O8 at Capital -----*L, 0-28
O15 HEIDELBERG -----*W, 34-0
O22 at Mt. Union* -----W, 28-9
O29 at Muskingum* -----L, 22-26
N5 at Baldwin-Wallace* -----L, 16-35

1984 (0-9, 0-6 NCAC) Coach - Jim Kapp

S8 DENISON* -----L, 11-13
S15 at John Carroll -----L, 0-20
S22 CASE WEST. RESERVE* -----L, 14-21
S29 KENYON* -----L, 14-33
O6 at Wabash -----L, 9-33
O20 at Allegheny* -----L, 29-30
O27 OBERLIN* -----L, 14-15
N3 MARIETTA -----L, 12-15
N10 at Ohio Wesleyan* -----L, 7-23

1985 (3-6, 2-4 NCAC) Coach - Bob Tucker

S14 JOHN CARROLL -----W, 17-7
S21 at Case West. Reserve* -----L, 0-37
S28 at Kenyon* -----L, 0-9
O5 WABASH -----L, 0-27
O12 at Denison* -----L, 21-63
O19 ALLEGHENY* -----W, 24-21
O26 OHIO WESLEYAN* -----W, 18-3
N2 at Oberlin* -----L, 13-19
N9 at Washington & Jefferson -----L, 6-40

1986 (4-5, 3-3 NCAC) Coach - Bob Tucker

S13 MT. UNION -----L, 7-38
S20 KENYON* -----W, 17-15
S27 at Ohio Wesleyan* -----W, 16-6
O4 ALLEGHENY* -----L, 7-16
O11 at John Carroll -----W, 15-14
O18 DENISON* -----L, 0-7
O25 at Case West. Reserve* -----L, 0-17
N1 ROCHESTER -----L, 3-16
N8 at Oberlin* -----W, 8-3

1987 (5-4, 3-4 NCAC) Coach - Bob Tucker

S12 at Mt. Union -----W, 17-15
S19 at Kenyon* -----W, 16-9
S26 OHIO WESLEYAN* -----W, 7-3
O3 ALLEGHENY* -----L, 3-6
O10 at John Carroll -----W, 14-13
O17 DENISON* -----L, 20-21
O24 at Case West. Reserve* -----L, 13-20
O31 ROCHESTER -----L, 7-16
N7 at Oberlin* -----W, 14-8

1988 (1-9, 1-5 NCAC) Coach - Bob Tucker

S10 at Albion -----L, 15-21
S17 ALMA -----L, 22-25
S24 at Grove City -----L, 14-19
O1 ALLEGHENY* -----L, 10-24
O8 DENISON* -----L, 21-34
O15 at Case West. Reserve* -----L, 27-38
O22 at Oberlin* -----W, 26-6
O29 KENYON* -----L, 14-17
N5 HIRAM -----L, 6-10
N12 at Ohio Wesleyan* -----L, 20-22

1989 (4-6, 3-3 NCAC) Coach - Bob Tucker

S9 ALBION -----L, 7-14
S16 at Alma -----L, 14-25
S23 GROVE CITY -----W, 14-7
S30 at Oberlin* -----W, 30-6
O7 at Denison* -----L, 0-27
O14 CASE WEST. RESERVE* -----W, 35-14
O21 WITTENBERG* -----L, 14-17
O28 at Kenyon* -----L, 7-30
N4 at Hiram -----L, 15-20
N11 OHIO WESLEYAN* -----W, 28-19

1990 (3-7, 3-4 NCAC) Coach - Bob Tucker

S8 MT. UNION -----L, 0-48
S15 WITTENBERG* -----L, 8-31
S22 at Ohio Wesleyan* -----L, 0-41
S29 at Case West. Reserve* -----W, 22-15
O6 ALLEGHENY* -----L, 14-38
O13 at Oberlin* -----W, 40-14
O20 at Carnegie Mellon -----L, 22-47
O27 KENYON* -----L, 24-27
N3 at Earlham* -----W, 44-29
N10 DENISON* -----L, 12-24

1991 (3-7, 3-4 NCAC) Coach - Bob Tucker

S14 at Mt. Union -----L, 8-24
S21 at Wittenberg* -----L, 6-39
S28 OHIO WESLEYAN* -----L, 0-58
O5 CASE WEST. RESERVE* -----W, 23-20
O12 at Allegheny* -----L, 6-34
O19 OBERLIN* -----W, 27-12
O26 CARNEGIE MELLON -----L, 14-55
N2 at Kenyon* -----L, 6-23
N9 EARLHAM* -----W, 54-20
N16 at Denison* -----L, 20-21

1992 (3-6-1, 2-4-1 NCAC) Coach - Bob Tucker

S12 KALAMAZOO -----L, 17-27
S19 ALLEGHENY* -----L, 7-56
S26 at Wittenberg* -----L, 3-16
O3 KENYON* -----L, 29-35
O10 at Oberlin* -----W, 45-14
O17 DENISON* -----T, 14-14
O24 at Ohio Wesleyan* -----L, 12-41
O31 EARLHAM* -----W, 28-21
N7 at Wilmington -----W, 30-20
N14 at Defiance -----L, 0-62

1993 (2-7, 2-5 NCAC) Coach - Bob Tucker

S11 at Kalamazoo -----L, 10-30
S18 at Allegheny* -----L, 3-44
S25 WITTENBERG* -----L, 6-33
O2 KENYON* -----W, 27-21
O9 OBERLIN* -----W, 31-3
O16 at Denison* -----L, 0-3
O23 OHIO WESLEYAN* -----L, 0-48
O30 at Earlham* -----L, 6-12
N6 WILMINGTON -----L, 19-41

1994 (1-9, 1-7 NCAC) Coach - Bob Tucker

S10 KALAMAZOO -----L, 0-34
S17 at Ohio Wesleyan* -----L, 10-21
S24 OBERLIN* -----W, 24-0
O1 DENISON* -----L, 3-13
O8 WITTENBERG* -----L, 0-66
O15 at Case West. Reserve* -----L, 23-40
O22 EARLHAM* -----L, 12-24
O29 at Allegheny* -----L, 7-62
N5 KENYON* -----L, 0-14
N12 TRINITY -----L, 0-31



Jeff Wise follows his blockers in a 13-12 victory over Kenyon in 1971.

GAME-BY-GAME RESULTS

1995 (5-5, 5-3 NCAC)

Coach - Jim Barnes

S9 at Kalamazoo-----L, 0-32
 S16 OHIO WESLEYAN*-----L, 7-34
 S23 at Oberlin*-----W, 27-0
 S30 DENISON*-----W, 10-7
 O7 at Wittenberg*-----L, 0-56
 O14 CASE WEST. RESERVE*W, 14-13
 O21 at Earlham*-----W, 17-15
 O28 ALLEGHENY*-----L, 12-57
 N4 at Kenyon*-----W, 23-14
 N11 at Trinity-----L, 0-33

1996 (7-3, 6-2 NCAC)

Coach - Jim Barnes

S7 CENTRE-----L, 21-28
 S14 at Grove City-----W, 7-6 (ot)
 S21 at Denison*-----W, 41-12
 S28 CASE WEST. RESERVE*W, 21-7
 O12 at Earlham*-----W, 52-27
 O19 ALLEGHENY*-----L, 3-13
 O26 at Kenyon*-----W, 42-36 (ot)
 N2 OBERLIN*-----W, 31-13
 N9 at Wittenberg*-----L, 13-21
 N16 OHIO WESLEYAN*-----W, 35-7

1997 (9-1, 7-1 NCAC)

Coach - Jim Barnes

NCAC Tri-Champions

S6 at Centre-----W, 31-10
 S13 GROVE CITY-----W, 10-3
 S20 DENISON*-----W, 45-22
 S27 at Case West. Reserve* -W, 21-14
 O11 EARLHAM*-----W, 38-0
 O18 at Allegheny*-----L, 27-28
 O25 KENYON*-----W, 47-3
 N1 at Oberlin*-----W, 77-28
 N8 WITTENBERG*-----W, 21-19
 N15 at Ohio Wesleyan*-----W, 28-14

1998 (8-2, 6-2 NCAC)

Coach - Jim Barnes

S5 GROVE CITY-----W, 26-17
 S12 at Kalamazoo-----W, 42-14
 S19 at Earlham*-----W, 48-7
 S26 at Denison*-----W, 16-7
 O10 OBERLIN*-----W, 55-8
 O17 at Kenyon*-----W, 54-7
 O24 ALLEGHENY*-----L, 39-40 (2ot)
 O31 at Wittenberg*-----L, 7-14
 N7 CASE WEST. RESERVE*W, 42-16
 N14 OHIO WESLEYAN*-----W, 20-7

1999 (8-2, 4-2 NCAC)

Coach - Jim Barnes

S4 at Grove City-----W, 31-28
 S11 KALAMAZOO-----W, 23-0
 S18 at Ohio Wesleyan*-----L, 11-14
 S25 KENYON*-----W, 45-8
 O2 at Allegheny*-----W, 13-10 (ot)
 O9 at Oberlin-----W, 71-0
 O16 EARLHAM*-----W, 46-6
 O30 DENISON*-----W, 45-0
 N6 at Case West. Reserve --W, 31-27
 N13 WITTENBERG*-----L, 14-28

2000 (6-4, 4-3 NCAC)

Coach - Mike Schmitz

S9 at Kalamazoo-----W, 32-16
 S16 GROVE CITY-----W, 27-7
 S23 at Kenyon*-----W, 23-0
 S30 OHIO WESLEYAN*-----W, 21-14
 O7 WABASH*-----L, 15-20
 O14 at Wittenberg*-----L, 26-42
 O21 URSINUS-----L, 7-31
 O28 at Oberlin*-----W, 34-0
 N4 ALLEGHENY*-----L, 15-43
 N11 at Hiram*-----W, 33-14

2001 (4-6, 3-4 NCAC)

Coach - Mike Schmitz

S8 KALAMAZOO-----L, 37-39
 S22 KENYON*-----W, 51-10
 S29 at Ohio Wesleyan*-----L, 30-36
 O6 at Wabash*-----L, 7-35
 O13 WITTENBERG*-----L, 13-47
 O20 at Ursinus-----L, 14-53
 O27 OBERLIN*-----W, 28-0
 N3 at Allegheny*-----L, 7-28
 N10 HIRAM*-----W, 28-10
 N16 at Grove City-----W, 6-0

2002 (8-2, 5-2 NCAC)

Coach - Mike Schmitz

S7 at Hope-----W, 14-9
 S21 BETHANY-----W, 38-28
 S28 CASE WEST. RESERVE W, 27-22
 O5 at Ohio Wesleyan*-----W, 37-14
 O12 OBERLIN*-----W, 49-10
 O19 at Allegheny*-----W, 21-7
 O26 EARLHAM*-----W, 49-20
 N2 at Wabash*-----L, 22-42
 N9 at Denison*-----W, 56-7
 N16 WITTENBERG*-----L, 9-14

2003 (7-3, 4-3 NCAC)

Coach - Mike Schmitz

S6 HOPE-----W, 45-36
 S20 at Bethany-----W, 69-7
 S27 at Case West. Reserve --W, 62-33
 O4 OHIO WESLEYAN*-----W, 37-7
 O11 at Oberlin*-----L, 7-14
 O18 ALLEGHENY*-----L, 20-26
 O25 at Earlham*-----W, 52-24
 N1 WABASH*-----W, 23-7
 N8 DENISON*-----W, 59-3
 N15 at Wittenberg*-----L, 31-35

2004 (11-1, 7-0 NCAC)

Coach - Jim Barnes

NCAC Champions

S4 MUSKINGUM-----W, 27-6
 S18 at Grove City-----W, 28-13
 S25 CASE WEST. RESERVE -W, 49-7
 O2 ALLEGHENY*-----W, 35-13
 O9 at Kenyon*-----W, 84-21
 O16 at Wabash*-----W, 33-30
 O23 OBERLIN*-----W, 59-13
 O30 at Hiram*-----W, 59-0
 N6 WITTENBERG*-----W, 64-58 (ot)
 N13 at Ohio Wesleyan*-----W, 24-6
 N20 AURORA!-----W, 41-34
 N27 CARTHAGE!-----L, 7-14

* indicates conference games

CAPS indicates home games

OAC indicates Ohio Athletic Conference

NCAC indicates North Coast Athletic Conference

! indicates NCAA Div. III Football Championship



Brian Grandison (1988-91) is the NCAC's No. 5 all-time rushing leader (4,042 yards).

ALL-TIME LETTERWINNERS

A

Robert P. Abbey -----1902, 03, 04
 Dan Abel -----1956
 Justin Abraham -----1997, 98, 99, 00
 David Ackerman -----1956
 Howard Acton -----1905
 David Acuna -----1981
 Brad Adamczyk -----2000, 01, 02, 03
 Edward Adams -----1915, 16, 17
 Henry Adams -----1988, 89
 Keith Adams -----2004
 Todd Adamson -----1990, 91, 92, 93
 Justin Alaburda -----2001
 Andres Alarcon -----1996
 Lou Alarcon -----1995
 Jeff Albericci -----1989, 90
 John J. Albright -----1914, 15, 16
 Robert F. Alexander -----1892
 John C. Allen -----1949
 Rich Allen -----1985
 Samuel P. Allison -----1913, 14
 Oscar Alonzo -----1966, 67, 68
 Steve Alpeter -----2004
 Ralph Amiet -----1959, 60
 Scott Amstutz -----1993, 94, 95, 96
 James Anadell -----1968
 David Anderson -----1957
 George Anderson -----1976, 77, 78, 79
 Jeff Anderson -----1999, 00, 01
 Jim Anderson -----1997
 Jim Anderson -----1973
 Sean Anderson -----2002, 03
 Rolf B. Andrews -----1892
 Keith Anna -----1980
 Samuel Ansara -----1984, 85
 Adam Anthony -----2000, 01, 03
 Jared Aquilla -----1988, 89
 Josh Arbour -----1998, 00
 Neal Arcuri -----1980, 81, 82
 Timothy Arndt -----1968
 Ben Arnold -----1997, 98, 99
 James Arnold -----1982, 83, 84
 Tyler Arnold -----2004
 Larry Ashbaugh -----1981, 82
 John H. Atkinson -----1920, 22
 William A. Atkinson -----1892
 Mitch Au -----1995
 Myron C. Avery -----1909
 Lawrence B. Avison -----1909, 10
 Michael Awdric -----1983
 Paul D. Axtell -----1902

B

John Bailey -----1964, 65, 66, 67
 Andrew Baird -----1981
 Dave Baka -----1985, 86
 Dale Baker -----1976
 Don Baker -----1960, 61, 62, 63
 James Baker -----1969
 William P. Baker -----1910
 William P. Balloon -----1942
 Tim Balmat -----1972, 73
 Donald L. Baltz -----1956
 Richard A. Baragy -----1955
 Matt Barbee -----1996, 97
 George Bare -----1963, 64, 65, 66

George R. Bare -----1949
 Brian Barnes -----1999, 01
 Julius Barnes -----1995
 Gregg Barney -----1979, 80, 81, 82
 Darren Barr -----1982, 83, 84, 85
 Bruce Barrett -----1979, 80
 Gary Barrett -----1960
 Mike Barrett -----1979, 80, 81, 82
 Terence Barrett -----1968, 70
 Dave Batchelor -----1971, 73
 De Loss T. Baun -----1941
 Torrence B. Beck -----1908, 10
 Myles Beeler -----1926, 27, 28
 Ryan Beeler -----1998, 99, 00
 James T. Begg -----1904
 Jerrold J. Behringer -----1953
 Robert E. Beidler -----1953
 Tony Bekavac -----1993, 94, 95
 Joe Belyusar -----1996, 97
 Geoff Belz -----1986, 87, 88, 89
 Elden V. Benedict -----1913, 14, 15
 Verne D. Benedict -----1905
 Randy Benefield -----1979, 80, 81, 82
 Matt Benson -----2000
 Scott Bentley -----1992, 93, 94
 Mike Berg -----1981, 82, 83
 Mark Berger -----1991, 92, 93
 Felix Berry -----1976, 77
 Lawrence W. Bettes -----1951
 Byron Beynon -----1929
 Gary Bielek -----1975
 Roy Biljetina -----1971, 72, 73, 74
 John S. Billingsley -----1918, 19, 20
 James A. Bing -----1927, 28, 29
 R. Thomas Bing -----1955
 G. William Bingaman -----1943
 Brad Bischoff -----1977, 78
 James A. Bishop -----1929
 Larry Bishop -----1979
 Donald Black -----1966, 67
 Louis E. Black -----1939
 Marion E. Black -----1927, 28, 29
 Robert F. Black -----1939
 Walter Blaich -----1961, 62, 63, 64
 Mark Blocher -----1964, 65
 Bobby Block -----2004
 Scott Bloom -----1990, 91, 92
 John Blosser -----1965
 Wayne C. Blough -----1925, 26, 27
 Alex Boardman -----1995
 Thomas Boardman -----1966, 67, 68, 69
 Chris Bodle -----1994, 95, 96, 97
 Nick Boeder -----1993, 94
 Charles W. Bogle -----1892
 Robert P. Bogniard -----1923
 John Bohannon -----1971, 72, 73, 74
 Mark Boillotat -----1981, 82, 83
 Gary Boldiszar -----1995, 96, 97
 John O. Bolvin -----1951
 James Bonella -----1976
 Julius Booker -----1999, 00
 Travis Booker -----1992, 94
 Ray Boone -----1987, 88, 89
 Don Bordine -----1976
 Ronald L. Bornhuetter, Sr. -----1952
 Joseph Botsko -----1929, 31
 Harold J. Bowman -----1930
 John T. Boxwell -----1924
 John N. Boyce, Jr. -----1942
 Robert Boyd -----1965
 Carle S. Boyer -----1942

William W. Boyer, Jr. -----1946
 Wade Boyle -----1963, 64, 65, 66
 Andrew Branch -----2003, 04
 David Brand -----1960, 61, 62
 Robert B. Brand -----1939
 William F. Brannan -----1915, 16, 17
 Gary Braun -----1973
 Robert Braun -----1960, 61, 62
 Jim Bressi -----1972, 73, 74, 75
 Brad Brewer -----1991, 92, 93
 Carl W. Bridenstine -----1929, 30, 31
 Edwin E. Brikkerhoff -----1932
 Mike Bringardner -----1972, 73, 74, 75
 Edwin E. Brinkerhoff -----1930, 31, 32
 Stephen M. Brinton -----1908, 10
 Lawrence Britton -----1957, 58
 Matt Brock -----1995
 Paul Bronkar -----1969
 Joel Brooks -----1989
 Bill Brown -----1974, 75
 Dave Brown -----1978, 79, 80, 81
 G. Ousley Brown -----1928
 Horatio A. Brown -----1901
 Jim Brown -----1988, 89
 Kevin Brown -----1996, 97, 98, 99
 Thomas Brown -----1964
 Irvin H. Brune -----1926
 Mike Bubb -----1990
 Dan Buccier -----1998
 Bob Buchanan -----1969, 72
 Calvin H. Buchanan -----1946
 P. Stuart Buchanan -----1915, 16
 Ralph N. Buehler -----1929, 30
 Gary Buhmeyer -----1981, 83
 Jon Bulkley -----1984, 85, 86, 87
 Donald L. Bunting -----1933
 Don Burbrink -----1972, 73, 74
 George G. Burns -----1892
 Roswell C. Burns -----1913, 14, 15
 Myndret C. Busack -----1948
 Bobbie W. Bush -----1955
 William Bushfield -----1959, 60
 Wayne Butler -----1964, 65, 66, 67
 Don W. Byerly -----1954
 Keith Byers -----1982, 83, 84

C

Chris Cabot -----1998, 99, 00, 01
 John Cafarelli -----2000, 01
 Edward L. Cairns -----1955
 Eugene Caldwell -----1974
 Matt Call -----1977, 78, 79, 80
 Dan Callahan -----1956
 Louis T. Cameron -----1915
 Donald A. Campbell -----1939
 Robert L. Campbell -----1890
 Walter C. Campbell -----1904, 05, 06
 Walter L. Campbell -----1934, 35
 Edward R. Candor -----1907
 Chris Carini -----1986, 87, 88, 89
 Richard W. Carleton -----1912, 13, 14
 Richard Carmel -----1984, 85, 86, 87
 David H. Carmer -----1905
 Bob Carpenter -----1975, 76
 Seth Carpien -----1992
 Dan Carter -----2001
 Terry Carter -----1984, 85, 86, 87
 Mike Casey -----1987, 88, 89
 Raymond R. Cassidy -----1935, 36

Craig Catanzarite -----1984
 Felix Catheline -----1998, 99, 00
 Vince Cellini -----1977, 78, 79, 80
 Richard Ceol -----1979
 Ron Cetovich -----1972, 73
 James G. Chalfant -----1892
 Bruce Chappellear -----1967, 68, 69
 Joseph J. Charvat -----1938
 Stephen Chase -----1968, 69
 Oliver B. Chittick -----1934
 Frederick E. Christian -----1927, 28
 Philip Ciriegio -----1975, 76
 Tony Ciriegio -----1975
 Algia Clark -----1982
 Bernard K. Clark, Jr. -----1935, 36
 John C. Clark -----1952
 John O. Clay -----1942
 Wallace Clay -----1920, 21
 William Clay -----1957
 Bill Clifton -----1979, 80
 Steve Clifton -----1969, 70
 Earl C. Cline -----1939
 Tim Cline -----2001, 02, 03, 04
 Royal S. Clisby -----1924
 Mike Close -----1993
 William Coburn -----1979
 Robert R. Coccia -----1948
 Paul Cochran -----1980, 81, 82
 Francis M. Cody -----1923
 Rickey Coleman -----2002
 Vincent Coleman -----1979
 Arthur C. Collins, Jr. -----1935, 36
 A. Worth Collins, Sr. -----1910, 11, 12
 Fred R. Collins -----1909, 10, 12
 Gerald Collins -----1958, 59, 60, 61
 Harold P. Collins -----1912, 15, 16
 Pat Collins -----1980, 81
 Charles E. Colwell -----1942
 Arthur H. Compton -----1910, 11, 12
 Karl T. Compton -----1904, 05, 06, 07
 Ned Compton -----1972, 73, 74
 William C. Compton -----1917
 Wilson M. Compton -----1910
 Tim Conklin -----1999, 00
 Jerry Conroy -----1999
 Sean Conway -----1997, 98
 Raymond Cook -----1968
 Richard Cook -----1961, 62
 Al Cooksey -----1959, 60, 61
 Ralph S. Cooley -----1931
 Geoff Cooper -----2004
 John Cooper -----1975
 Stewart E. Cooper -----1944
 Lee Corbett -----1962, 63, 64, 65
 Daniel E. Cordova -----1942
 Bob Corna -----1990, 91, 92, 93
 Steve Coss -----1981, 82, 83, 84
 Phil Cotterman -----1962, 63, 64, 65
 Robert Courson -----1965
 E. Granville Crabtree -----1905
 Jeff Crabtree -----1988, 89, 90
 Chris Craig -----2003, 04
 J. Stewart Crawford -----1907, 08, 09
 Ray Crawford -----1959, 60, 61
 John W. Creighton -----1935
 Wesley J. Crile -----1951
 Henry B. Critchfield -----1926
 Drew Crock -----2001
 Robert P. Crone -----1956

ALL-TIME LETTERWINNERS



Seth Duerr, considered by most as the best defensive player ever at Wooster, is one of three Scots to have been an All-American three times.

Mead E. Crooks -----1913, 14
 James L. Crow -----1954
 Thomas Crow -----1978
 Arthur H. Cruikshank -----1933
 Fred G. Cruikshank -----1934
 Michael Crunelle -----1972
 Clarence W. Cummings -----1910, 11
 William E. Cunahan -----1938
 Arthur M. Cunningham -----1911, 12, 13
 Roger D. Curfman -----1933, 34, 35
 John Currid -----2000
 Samuel R. Curry, Jr. -----1949
 Marty Cvelbar -----1976, 77, 78
 Bob Cyders -----1969, 70, 71, 72

D

Thomas Dahms -----1960, 61, 62, 63
 Sherman S. Dalbey -----1947
 David Dalrymple -----1983
 Martin Danial -----2002, 04
 Scott Danison -----1991
 Vern J. Dannemiller -----1954
 Ryan Dansak -----1996, 97, 98, 99
 William J. Daub -----1916, 17
 Richard Davies -----1958
 Brad Davis -----1999, 00, 01
 Jade Davis -----2001, 02
 Jim Davis -----1970, 71, 72
 Wayne Davis -----1990, 91, 92, 93
 A. Price Daw -----1950

George Dawkins -----1954
 J. Carroll Dean -----1949
 Terence Dean -----1975
 Daniel C. DeArment, Jr. -----1952
 Thomas Deger -----1967
 Elgin G. Deidrick -----1943
 Julius C. Demi -----1931
 Bobby Denham -----1974, 75
 James Denison -----1958, 59
 Thom Denman -----1970, 71, 72, 73
 Eugene DePasquale -----1992
 Jim DeRose -----1969, 70
 Chester M. Destler -----1923, 24
 Kenneth E. Destler -----1925
 Paul H. Destler -----1927
 Guy DiCicco -----1961, 62, 63
 Joseph DiCicco -----1962, 63, 64, 65
 Frederick G. Dickason -----1925
 Kevin Dickey -----1970, 72, 73
 Glenn Dickmann -----1973
 Ramon L. Didez -----1951
 Mark Difeo -----1970, 71
 Quinten Dillon -----1971, 72, 73
 Robert W. Dillon -----1944
 Mark Dinan -----1984
 Rodney Dingle -----1963, 64, 65
 Tom Dingle -----1956, 57, 58
 Ed Dingman -----1956, 57, 58
 John M. DiScipio -----1933, 34, 35
 Harry A. Ditch -----1941
 Gregg Dittoe -----1971, 72, 73
 Charlie Divine -----1996, 99
 William Dixon -----1984
 Maynard L. Dodez -----1926

Paul W. Dodez -----1934
 Vernon D. Dodez -----1935
 Kyle Dolbow -----1970
 Greg Donatelli -----1980, 81
 Patrick Donegan -----1983
 H. Lee Donley -----1929
 James E. Donley -----1929, 30, 31
 Jim Donnelly -----1965, 66
 Jack W. Dorricott -----1950
 Boyd P. Doty -----1931
 Mike Doty -----1992, 93, 94
 Kelly Doup -----1976, 77
 David D. Dowd, Jr. -----1950
 John C. Dowd -----1954
 Robert Doyle -----1984
 W. Lester Drabenstott -----1934, 35, 36
 David Dronsfield -----1957, 58
 Jon Drover -----1995, 96, 97
 L. Rex Drown -----1908, 13
 Rick Drushal -----2003, 04
 Alexander T. Drysdale -----1940
 Dale Duca -----1972
 Seth Duerr -----1997, 98, 99, 00
 Earl M. Dunbar -----1918, 19, 20
 Randall E. Duncan -----1917, 18
 Jeff Durbin -----1970, 71, 72, 73
 Joe Dzuban -----1995, 96, 97, 98

E

William Eaves -----1962
 Clarence F. Eddy -----1913, 15
 William A. Eddy -----1914, 15, 16

James I. Eden -----1948
 Robert W. Edwards -----1942
 Harry V. Eicher -----1942
 Robert A. Elder -----1909, 10
 Francis Elliott -----1966, 67, 68
 Jeff Elser -----1995, 96, 97, 98
 Steve Emerson -----1965, 66
 John I. Emmett, II -----1942
 Jerry Emmons -----1959, 60, 61
 Dave Engler -----1979
 Dwight M. Ervin -----1909
 John R. Ervin -----1941
 James Eskridge -----1984
 Bill Evans -----1957, 58, 59
 Fred Evans -----1982, 83, 84, 85
 Ken Evans -----1969, 70, 71, 72
 Lester S. Evans -----1909, 10, 11
 Marvin W. Evans -----1941
 Richard F. Evans -----1907, 09
 Thomas W. Evans -----1934
 James R. Ewers -----1953
 R. Darrell Ewers -----1954

F

Darren Farmer -----2003, 04
 Drew Fay -----1999, 00, 01, 02
 Josh Feesler -----2004
 Michael Feller -----1981
 Alfred Ferguson -----1936
 Gene Ferguson -----1958
 Jeffrey Ferguson -----1980
 Leandro Fernandez -----2000
 Joseph Ferrante -----1962, 63
 Steven Ficyk -----1979
 Bob Fields -----1972
 Samuel Findley -----1976
 Howard V. Finefrock -----1933, 34, 35
 Harvey E. Finley -----1911, 12, 13
 Oney Fitzpatrick -----1976, 77, 78, 79
 Wilson I. Flattery -----1922, 23, 24
 John T. Flippen -----1950
 J. Herbert Foley -----1934
 Edward Forgy -----1889
 Charles C. Forrest -----1913, 14, 15, 16
 Robert J. Forthofer -----1939
 Dale Fortner -----1978, 79, 80, 81
 T.J. Fortunato -----1988
 Kenneth E. Fowler -----1939
 Edwin Fox -----1984, 85, 86, 87
 James E. Fox -----1924, 25, 26
 Rick Fox -----1991, 92, 93
 Wally Fox -----2000, 01
 Dave Foy -----1970, 71, 72, 73
 Enoch H. France -----1908
 David Fraser -----1958, 59, 60
 Lawrence C. Freer -----1915, 16
 Brandon French -----2004
 James M. Frey -----1934
 Stefan Frey -----1989, 90, 91
 Ward A. Fritz -----1920, 21, 22
 Rich Froehlich -----2000
 John E. Frost -----1931, 32
 Donald F. Fry -----1948
 Kenny Fry -----2001, 02
 Ronald Fry -----1971
 Reuel M. Fullerton -----1919
 Harold W. Fulton -----1910, 11
 Ralph W. Fulton -----1912
 Theodore E. Fulton -----1908

ALL-TIME LETTERWINNERS

Willis M. Fulton-----1918, 19, 20
Mike Fusco-----2000, 01

G

Olin J. Gabriel-----1922, 23, 24
Mike Gajdzik-----1982, 83
Frank Galati-----1997, 98, 99
Keathun Gale-----1996, 97, 98
Chris Gallagher-----1987, 88
Daniel Gallagher-----1984, 85
William Gallagher-----1958
Bill Gantzer-----1974, 75, 76
Jim Gantzer-----1975
Marco Garcia-----2003, 04
Bob Gardner-----1976, 77, 78, 79
John M. Gardner-----1956
Tim Gargasz-----1992, 93, 94, 95
Trevor Garner-----1990, 91, 92
Gordon G. Garvin-----1905, 06
James F. Garvin-----1908, 09
Justin A. Garvin-----1905, 06, 07
Clinton F. Gattshall-----1934
Harry D. Gault-----1909, 10
Wesley Geer-----1977, 78, 79
Dave Geiger-----1980, 81
Joseph Gelhaus-----1976
Jim Gerard-----1972, 73, 74, 75
Richard T. Gernert-----1940
Aaron Gertz-----2004
John W. Ghormley-----1917, 18
Leo Ghormley-----1914, 15, 16
Daniel Gibson-----1960, 61, 62, 63
Kraig Gibson-----1970, 71, 72, 73

P.D. Giffin-----1921
Lewis H. Gingrich-----1914, 15
Drew Gittus-----2000, 01, 02, 03
Mark Giuliano-----1981, 82
Tim Glaser-----1983, 84, 85
Richard Glasgow-----1963
C. William Glatz-----1943
Andrew C. Goheen-----1943
John L. Goheen-----1904, 05
John L. Goheen, Jr.-----1930, 31, 32
Robe H.H. Goheen-----1901
Jeff Golini-----1978, 79, 80, 81
Carl G. Gonzalez-----1940
Brandon Good-----1995, 96, 97, 98
David P. Goodall, Sr.-----1936, 37
Livingston T. Goodman-----1913, 14
Terrence Goodman-----1980
Greg Gordon-----1978, 79
James Gordon-----1960, 61, 62
Jim Gordon-----1989, 90
Michael Gordon-----1964, 65, 66, 67
Stuart Gordon-----1992, 93
Frank Goscewski-----1982
Walter S. Goshorn-----1930, 31, 32
John A. Gotshall-----1935, 36, 37
Tom Gradisher-----1965
Sam Gradwohl-----1994
John Graebing-----1993, 94, 95
Duane Graffice-----1977
Roscoe S. Graham-----1903
Walter C. Gram-----1916, 17, 18
Brian Grandison-----1988, 89, 90, 91
J.R. Grandison-----2003
Ivan P. Greene-----1920
Doug Greenleaf-----1977, 78
Jonah Gregg-----2001, 02

Thomas G. Gregg-----1953
Glen L. Griebel-----1939
Elmer F. Griesinger-----1909
John Griffey-----2001
Mike Griffis-----1998
Pat Griffis-----1997, 98
Michael Griffith-----2000
Mark Griggs-----1980
Gene G. Grim-----1949, 50
Ron Grimm-----1986
Tom Grippa-----1974, 75, 76, 77
Doug Grosel-----1982, 83, 84, 85
George F. Grosjean-----1924, 25, 26
Robert O. Grosjean-----1913, 14
Keith Gross-----1966
Joe Grunda-----1970, 71, 72, 73
Reed Grunder-----1959
Lawrence A. Guinther-----1914, 15
John H. Guzzo-----1948
Mark Gysan-----1977

H

Chuck Haas-----1973, 74, 75, 76
Matt Haas-----1991, 92, 93, 94
George S. Hackett-----1909, 10, 11
Charles Haggerty-----1983, 84, 85, 86
Robert W. Hague-----1917, 18, 19
Richard Hahn-----1963, 64, 65, 66
Harold L. Haines-----1929, 30
J. Donald Haines-----1929, 30
Nick Hajjar-----2000, 01, 02, 03
Tim Hallett-----1993, 94, 95
Don F. Halter-----1942
Chris Hamilton-----1989, 90, 91

Donald S. Hamilton-----1931, 32, 33
Lowell D. Hammond-----1934, 36
Bill Handwerk-----1970, 71, 72, 73
Charles Hansen-----1965, 66
Chuck Hansen-----1994, 95
Dan Hansen-----1991, 92
Derrick V. Harding-----1928
Don E. Harper-----1934
Mark Harper-----1994
Russ Harpring-----1974, 75, 76, 77
Anthony Harris-----1984, 85, 86, 87
Bill Harris-----1969, 70, 71, 72
Jeremy Harris-----1993, 94, 95, 96
Kevin Harris-----1983, 84, 85
Frank W. Harrison-----1908, 09
Tim Hartinger-----1976
Charles H. Hartman-----1917, 18, 19, 20
Edward Hartmann-----1961, 62
Ryan Hartschuh-----1999, 00, 01, 02
Booker Hatcher-----1968, 69, 70
Gideon D. Hatfield-----1905, 06, 08
Paul C. Hawk-----1924
Michael Haworth-----1966
John D. Hayes-----1906, 07, 08
L. Newton Hayes-----1904
Herbert H. Hayman-----1904, 05
Jeremy Haynes-----1999, 00
William Hays-----1964, 65
John F. Healey-----1941
Terrence Heaphy-----1964, 65, 66
William Heaton-----1968
Kevin Heintschel-----1998, 99, 00
Michael Held-----1980
David C. Henderson-----1938
Kelly A. Henderson-----1924
John W. Hendrickson-----1936, 37
Mike Henry-----1963
Charles Hepp-----1961
James Herak-----1977
Jon Herak-----1975, 76
William A. Herbert-----1944
Robert S. Herbst-----1914
Wayne W. Hersheberger-----1954
Homer I. Hess-----1919, 20, 21
Steve Hester-----1975, 76, 77
Tracy Hetrick-----1963, 64, 65, 66
Brad Hewitt-----1993
Jon Hicks-----2002
John G. Hill-----1946
Arthur Hoff-----1956
Charles Hoffman-----1968, 70
H. Philip Hofmann-----1942
Arthur K. Hoge-----1941
John F. Hogestyn-----1949
Samuel Hogue-----1984
Douglas Hole-----1960, 61, 62
Maurice E. Hole, Jr.-----1955
Robert J. Hole-----1913, 14, 15
Damon Holmes-----1992
Jon Hooley-----1989, 90
Rob Hooper-----1999, 00, 01, 02, 03
E. Mead Hopkins-----1920, 21
Jerry Horcha-----1963, 64, 65
Paul Horky-----1928, 30
Russell L. Horky-----1940
Timothy Horne-----1967, 68, 69, 70
Brad Horst-----1996, 97, 98, 99
William E. Horton-----1939
Mike H. Horvath-----1943



Brandon Good still holds the NCAA Division III record for most consecutive games with a reception (40).

ALL-TIME LETTERWINNERS

Perry Hoskins -----1975, 76, 77
 Dale Hostenske -----1969, 70, 71, 72
 Harry Hostetter -----1914, 15
 James W. Hostettler -----1931, 32
 Samuel I. Hott -----1926
 Charles Howard -----1956, 57, 58, 59
 Harry K. Howard -----1930, 31
 Kevin Howard -----1984, 85, 86, 87
 Richard Howe -----1982
 Oliver W. Howell -----1930, 31
 Wendell Howell -----1932
 Dan Howes -----1980
 John Hrewya -----1974
 Tom Hubbard -----1973, 74
 Glen Hudson -----1970
 Raymond E. Hudson -----1941
 Bill Huff -----1973, 74
 Fred D. Huffer -----1919, 20, 21
 Edward S. Hughes -----1949
 Robert Hull -----1926
 Russell S. Hull -----1923, 24, 25
 Tony Humbert -----1992, 93, 94, 95
 Ted F. Humphreys -----1928
 William L. Humphries -----1955
 Raymond W. Hunter -----1907, 08
 Wayne L. Hunter -----1944
 Byron W. Hurlbut -----1940
 Joe E. Hurst -----1922, 23, 24
 David W. Husted -----1942
 Ron Hustwit -----1994
 Dan Huzvar -----1998
 Richard Hyde -----1964, 65, 66, 67

I

Fred Ingram -----2002, 03
 Clyde G. Inman -----1915, 16
 Scott Izzo -----1986, 87, 88

J

Demar Jackson -----1998, 00, 01
 Matt Jackson -----2001, 02, 03, 04
 Tim Jackson -----1977, 78, 79, 80
 Albert G. Jacobs -----1903, 04, 05, 06
 R. Campbell Jacobs -----1955
 Jay R. James -----1934, 35
 John Jameson -----1889
 Robert B. Jameson -----1924, 25, 26
 Geoff Jamison -----1992, 93
 James Jardine -----1966
 Gene Jarvis -----1959, 60
 Ryan Jayne -----2001, 02, 03, 04
 Dan R. Jennings -----1940
 Craig Jensen -----1964, 66, 67
 Bruce Johnson -----1989, 90, 91
 Dean Johnson -----1976
 Kenneth Johnson -----1909, 10
 Lon Johnson -----1971, 72, 73
 Michael Johnson -----1984, 85, 86
 Otis L. Johnson -----1909, 10, 12
 Steve Johnson -----1993, 94, 95, 96
 Wes Johnston -----1986, 87
 Rolland H. Jolliff -----1926, 27
 Brock Jones -----1984, 85, 86, 87
 Damon Jones -----1989
 Dave Jones -----1980, 81, 82, 83

Dave Jones -----1974, 75
 Fred Jones -----1974
 George M. Jones -----1914, 15
 Lewis Jones -----1980, 81
 Reuben Jones -----1979
 Robert Jones -----1963
 Scott Jones -----1999, 00, 01, 02
 Stanley G. Jones -----1946
 Tom Jones -----1981, 82
 Tyrone Jones -----1986, 87
 George G. Joseph -----1939
 Rich Judd -----1995, 96, 97, 98
 Alfred L. Juilliard -----1893
 Clarence D. Junkin -----1922, 23, 25, 26
 Rob Junkin -----1982
 Thomas R. Justice -----1956

K

Lewis P. Kalb -----1905
 Martin E. Kallio -----1927, 28, 29
 Vic Kaminski -----1988, 89, 90
 William G. Kardos -----1955
 Craig Karpinski -----1975, 76
 Chris Kasprzyk -----1971, 72, 73, 74
 Christian A. Kate -----1924, 25
 Frederick H. Kate -----1936, 37
 Karl K. Kate -----1941
 Kenneth P. Kate -----1936
 Richard M. Kate -----1938
 Jerry F. Katherman -----1945
 Joe Kearney -----2001, 02, 03, 04
 Robert Kehl -----1981

James F. Kelly -----1905, 06, 07
 Robert A. Kelly -----1908, 09, 10
 Walter L. Kemper -----1909
 Eric Kendall -----1989, 90
 James E. Kennedy -----1948
 Joseph W. Kennedy -----1912, 13
 William H. Keplinger -----1922
 Seth Kerechanin -----2001, 02
 Weldon G. Kerr -----1948
 John Kewn -----1977, 78, 79, 80
 Dennis Keyes -----1965, 66, 67, 68
 Steve Kibler -----1987, 88
 Isaac Kidd -----1996
 John Kieffer -----1969
 Richard Kiernan -----1977
 Brian Kight -----2000, 02, 03, 04
 Jay E. Kilpatrick -----1911
 Thomas Kimmey -----1967
 Thomas W. Kimmins -----1956
 Thomas Kincaid -----1984, 85, 86, 87
 Bradley King -----1980
 Raymond E. King -----1915, 16
 Thomas Kinner -----1974
 James W. Kirk -----1916
 Laurel J. Kirk -----1918
 Tony Klonowski -----1996
 Mike Knapic -----1989, 90
 Charlie Knapke -----1997, 98, 99
 Matt Knepp -----2002
 David E. Knight -----1948
 George M. Knisley -----1919
 Robert Koe -----1989
 Scott Koebly -----1978, 79, 80, 81
 Rick Koeth -----1972, 73, 74, 75
 Abram A. Kohr -----1910, 11

Rick Kolencik -----1977, 78
 Michael Kolody -----1967, 68
 William Konnert -----1959, 60
 Jesse Koski -----2001, 02, 03, 04
 Mike Kozar -----1979
 Mike Krackenberger -----1996, 97, 98, 99
 Bill Krantz -----1995
 Dana Kreeger -----1991, 92, 93, 94
 Dan Kremer -----2003, 04
 Matthew Krevter -----1982
 Tom Krivos -----1968, 69, 70

L

Morris Laatsch -----1966, 67, 68, 69
 Doug Laditka -----1995, 96, 97, 98
 Jason Lahna -----1999, 00
 Bjorn Lake -----1993, 94, 95, 96
 Ray Lance -----1962
 James W. Landes -----1954
 Joseph O. Lane -----1948
 Sam Lane -----1987, 88
 Mitchell Laps -----1968
 Greg Lare -----1994, 95, 96
 Jeff Lasell -----1987, 88, 89
 Gayle J. Lathrop -----1931
 F. (Gi-Gi) Latiff -----1982, 83
 Ian Lauer -----1997, 98, 99
 Rick Lauretig -----1976
 Charles L. Layport -----1923, 24, 25
 Herbert Layport -----1921, 22
 John E. Layport -----1920, 21, 22
 Thomas W. Layport -----1917, 18, 19



Matt Mahaffey, a recipient of a prestigious NCAA Postgraduate Scholarship, is the NCAC's career leader in punting average (39.1).

ALL-TIME LETTERWINNERS

Aaron Lear -----1990, 91, 92, 93
 Jason Legg -----1994, 95, 96, 97
 Boyd D. Lehman -----1909
 Jay E. Lehman -----1942
 Sanford P. Lehman -----1925, 26, 27
 Carl B. Lehmann -----1905, 06
 Francis S. Lehmann -----1904, 05
 Ward K. Lehr -----1953
 Robert Leign -----1961, 62, 63
 David Lenhart -----1973
 Oscar W. Lenhart -----1912, 13, 14
 Rick Leone -----1977, 78, 79, 80
 Ken LeVine -----1973, 74
 Mark Lightfoot -----2003, 04
 Marcus R. Limb -----1891
 Ronald Lingenfelter -----1977
 Harry Lloyd -----1904, 05, 06, 07
 F. Emerson Logee -----1937
 Robert D. Logee -----1916, 17, 18
 Karl Lohwater -----1973, 74, 75
 Craig Lombardi -----1986, 87, 88
 Charles C. Long -----1890
 Jon Long -----1992, 93
 John Loughridge -----1963, 64, 65
 William J. Love -----1926
 Ken Lowe -----1986
 Rick Lowe -----1970, 71, 72, 73
 Edmond D. Lucas -----1901, 02
 Phil Lucchese -----1982, 83, 84
 Joe Luckring -----1986, 87, 88, 89
 Bill Ludwig -----1995
 Ryan Lundenberger -----1997
 John J. Lykos, Jr. -----1950
 Thomas J. Lykos -----1947
 J.D. Lyle -----2004
 Kevin Lynch -----1976, 77
 John N. Lyon -----1901
 Tim Lyons -----1988, 89, 90, 91
 William Lyons -----1957, 58
 Wayne Lytle -----1956

M

Chris Mace -----1995
 Kris Mackey -----1997, 98, 99, 00
 Herbert Mackintosh -----1907, 09, 10
 Bob Macoritti -----1969, 70, 71, 72
 George J. Madzia, Jr. -----1928
 Bill Magaw -----1974, 75, 76
 Matt Mahaffey -----1996, 97, 98, 99
 Luke Mahoney -----1995
 Ben Maibach -----2000
 Walter W. Maize -----1912
 Jeffrey Malcolm -----1977
 Edward Malin -----1952
 Jesse Malin -----1950
 T.J. Mallory -----1988, 89, 90, 91
 Mike Malone -----2002
 Sean Malone -----1995, 96, 97
 Ronald Maltarich -----1967, 68, 69, 70
 Harry S. Manchester -----1914, 15, 16
 Lewis F. Manly -----1922, 23, 24
 John Marcinek -----1989, 90, 91, 92
 Martin Marinos -----1982
 Shawn Marks -----1997, 98, 99
 Guy A. Marsh -----1913, 15
 Aaron Martin -----2001
 Bob Martin -----1976
 Jason Martin -----1997, 98, 99
 Jeffrey Martin -----1984

Josh Martin -----1996
 Ned H. Martin -----1954
 Brent Marty -----1994, 95
 Charles P. Masi -----1954
 Samuel J. Masi -----1919, 20, 21
 Kevin Mason -----1982
 Barry Mastrine -----1964, 65
 Seth Mastrine -----1997, 98, 99, 00
 Don Mathews -----1985, 86
 Steven Mauk -----1967
 Charles D. Maurer -----1914
 Horace C. Maurer -----1910, 11, 12
 Karl Mawhinney -----2000
 Gary Maxwell -----1973, 74, 75, 76
 Richard C. May -----1952
 Gerald R. Mayer -----1934
 James Mayer -----1964, 65, 66, 67
 Reginald McAlpine -----1989
 William McArthur -----1982
 William D. McCain -----1934
 Robert T. McCalmon -----1936
 Ben McCarty -----2003, 04
 Jim McCauley -----1978, 79, 80
 Mike McClain -----1987
 Steven McClellan -----1957, 58, 59, 60
 Thomas McClung -----1961, 62
 George W. McClure -----1923
 Pete McClure -----1975
 Allan S. McConihe -----1930
 Edward S. McConnell -----1904
 Rob McCoy -----1976, 77, 78
 Robert L. McCracken -----1931, 32, 33
 Greg McCue -----1985
 Louis P. McCulloch -----1901
 Bishop H. McDonald -----1937
 Kelly McFarland -----1996, 97, 98, 99
 Albert G. McGaw -----1890
 James A. McGlashan -----1924, 25, 26
 Robert L. McGuire -----1955
 John McIlvaine -----1964, 65
 John McKenna -----1976
 Pat McKenna -----1987, 88, 89
 Patrick McKinley -----1974
 Scott McManamon -----1999, 00, 01, 02
 Bill McMillan -----1972, 73, 74
 Charles McMillan -----1971, 73, 74
 Scott McMillen -----1989, 90
 Richie McNally -----2001, 02, 03, 04
 Tom McOwen -----1994
 James G. McQuaid -----1917
 Dave McQuate -----1980, 81, 82, 83
 Bill McRitchie -----1980
 James M. McSweeney -----1906, 07
 John McSweeney -----1911
 John R. McVicker -----1926
 Bob McWhirter -----1979, 80, 81
 Edwin W. Meese -----1903
 Regal C. Meier -----1929
 James Meissner -----1960
 Andrew B. Meldrum -----1907, 08
 James Melvin -----1974
 Pierre H. Mequillet -----1893
 Dave Merriman -----2001, 02
 Albert C. Metts -----1915
 Clyde T. Metz -----1949
 Walter H. Metzler -----1927, 28
 Gerald Meyers -----1965
 Brad Michel -----2002, 03, 04
 Bill Miklandric -----1996, 97
 Charles C. Miller -----1889
 Charles Miller -----1965, 66

David D. Miller -----1904
 Garn Miller -----2003
 Gary A. Miller, Jr. -----1992, 93, 94
 Gary Miller -----1989, 90
 J. Ernest Miller -----1930, 31, 32
 John W. Miller -----1921, 22
 Mark Miller -----1972, 73, 74
 Raymond H. Miller -----1928, 29, 30
 Robert C. Miller -----1932, 33
 Robert D. Miller -----1913, 15
 Roy F. Miller, Jr. -----1944
 Rusty Miller -----2003
 Simon M. Miller -----1902, 03
 William F. Miller -----1940
 William H. Miller -----1939
 Richard V. Milligan -----1954
 John R. Miner -----1939
 Hugh J. Mitchell -----1922, 24
 William F. Mitchell -----1918, 19, 20
 Andy Mizak -----2003, 04
 Dan Mizener -----1997, 98
 Tom Mobilia -----1978, 79, 80, 81
 Samuel J. Mollet -----1923, 24
 Tige Monacelli -----1991, 93
 Rob Mondillo -----1992, 93, 94
 Jason Monia -----1995
 Mark Monter -----1979
 Diamond Moodie -----1991, 92
 E. Blake Moore -----1976, 77, 78, 79
 Pete Moore -----1974, 75, 76, 77
 Robert H. Moore -----1889
 Bob Morehouse -----1969, 70, 71, 72
 Frank Morgan -----1972
 Gordon F. Morkel -----1942
 Jeff Morris -----1991
 Mark Morris -----1989, 90
 Brian Morrow -----1984
 Steve Motil -----2004
 James B. Mount -----1913, 14
 Kyle Mueller -----1998, 99
 George Muller -----1977, 78
 Peter Muller -----1983
 Bradford Munn -----1976
 Jeff Munn -----2000
 James B. Munson -----1938
 John Murphy -----1965, 66, 67
 Arthur Murray -----1916, 17, 19
 George J. Murray -----1944
 Mike Murray -----1995, 96, 97, 98
 David Mushweck -----1984, 85, 86, 87
 Virgil L. Musser -----1955
 Jay Myers -----1996, 97, 98, 99

N

Todd Naelitz -----1999, 00, 01
 Mphatso Namwali -----1991
 Jason Nappier -----1995, 96, 97, 98
 Anthony Natale -----1993, 94, 95, 96
 Clifford A. Nelson -----1929, 30, 31
 Dana Nelson -----1981, 82, 83
 Tom Nelson -----1981, 82
 Joe Neroni -----1977, 78, 79, 80
 Chris Nicely -----1970, 71, 72, 73
 Andy Nicholson -----1985, 86, 87, 88
 Tim Nicholson -----1984, 85, 86, 87
 Daniel Niehaus -----1958, 59, 60, 61
 Tim Niekamp -----1978
 Mike Noble -----1994, 95, 96, 97
 Richard Noble -----1960, 61, 62

Warren Noonan -----1970
 Kenneth Norris -----1964, 65, 66
 G. Kenneth Nouse -----1947
 Mike Nunnari -----2001, 02, 03, 04
 Willard R. Nussbaum -----1931, 32, 33
 Jeffrey Nye -----1964, 65, 66, 67

O

Ryan Oates -----1996, 97
 Roy A. Ober -----1950
 Clayton J. Oberholtzer -----1934, 35
 Russ Oechsle -----1970, 71, 72
 John E. Olson -----1925
 Patrick O'Neal -----1978
 Frank S. O'Neil -----1902
 Jeff Orwick -----1977, 78
 Jay Overbye -----1983, 84
 John D. Overholt -----1904, 05, 06

P

Alanson L. Palmer, Jr. -----1907, 08
 Bill Palmer -----1973, 74, 75
 Scott Palmer -----1988, 90
 Stephen E. Palmer -----1915, 16
 Steve Palmer -----1989, 90
 Dave Pandilidis -----1974, 75, 76
 Dean Paolucci -----1995
 John Papp -----1984, 85, 86
 John Papp -----1956, 57, 58, 59
 David R. Parks -----1920
 William Parks -----1979
 Kim Patton -----1982, 83, 84
 Paul B. Patton -----1914, 15
 Joe Pavlich -----2001, 02, 03
 E.C. Pelaia -----1986, 87, 88, 89
 Mike Pellegrino -----1981, 82, 83
 Greg Peltz -----2004
 Karl Penn -----1987, 88, 89
 Hugh V. Perkins -----1915
 Brian Perry -----1979, 80, 81
 Chad Peterman -----1996, 97, 98
 Al Peters -----1960
 Greg Pett -----1960, 61
 Calvin N. Pfeiffer -----1923, 24, 25
 Karl T. Pfeister -----1930
 Frederick L. Phelps -----1912
 William W. Phillips -----1892
 Joseph Picciotti -----1981
 Mark Pickett -----1989, 90
 John Pierce -----1912, 13
 Fred C. Pierson -----1927, 29
 David Pieters -----1963
 Fred Pinch -----1995
 Paul Plattner -----1976, 77, 78, 79
 Arthur F. Pocock -----1940
 John W. Pocock -----1936, 37
 David Poetter -----1967, 68, 69, 70
 Alan Pohoryles -----1988
 Richard Poling -----1963, 64, 65
 Arthur R. Pomeroy -----1935, 36, 37
 William D. Pontius -----1948
 George Pope -----1940
 John E. Porter -----1914, 15
 Frederick W. Post -----1931, 32

ALL-TIME LETTERWINNERS



Reggie Ray, an All-American sprinter as well, used his blazing speed to earn a stint in the Arena Football League.

Willis H. Post -----1928
 Greg Potter -----1980, 81, 82, 83
 George M. Potts, Jr. -----1918, 19, 20
 Scott Powell -----1987, 88, 89
 Jim Powers -----1975, 76, 77, 78
 James Prentice -----1982
 Robert G. Prentice -----1941
 Jeff Price -----1986, 87, 88
 Morley K. Price -----1930, 31
 Tim Price -----1974, 75, 76
 Harold E. Pryor -----1931, 32, 33
 David Puckett -----2002, 04
 Ed Purcell -----2000, 01
 Phil Puryear -----1987, 88, 89, 90

Q

Rick Quayle -----1969, 70
 William E. Quayle -----1945
 John Queener -----1980, 81, 82, 83
 David B. Query -----1927, 29
 William B. Query -----1927, 28, 29
 George A. Quimby -----1916, 17, 21

R

Tim Raffel -----1977, 78
 Robert R. Rafos -----1956
 Ed Ralls -----1997, 98, 99, 00

Matt Ralls -----2001, 02, 03
 Steven Ramos -----1982, 83, 84
 Walter J. Ramsey -----1932, 33
 Larry Ramseyer -----1964, 65
 John Ramsier -----1990, 91, 92
 Quincy Randles -----1906, 07
 Thomas Ranft -----1983
 Brian Ransom -----2001
 Abdul Rashid -----1991, 92, 93
 Jim Ratleff -----1971, 72
 James Rattay -----1967, 68
 Jeb Ray -----2000, 01
 Mike Ray -----2000
 Reggie Ray -----1996, 97, 98, 99
 Lowell F. Ream -----1924
 Clair Reed -----1907
 Craig Reed -----1989, 90
 John A. Reed -----1922
 Richard B. Reed -----1911, 12
 David I. Rees -----1935
 Leroy Reese -----1984, 85, 86, 87
 James Reeser -----1984
 Bob Reho -----1969, 70
 Gary Render -----1983
 Mike Rendina -----1977, 78
 John C. Renner -----1944
 Robert Rettinger -----1980, 81, 82
 Frank Reutter -----1995, 96, 97
 Lynn E. Revenaugh -----1911
 Paul H. Rice -----1914, 15
 Richard F. Rice -----1954
 Raymond Richards -----1913
 Chris Richardson -----1995
 Gilbert Richardson -----1976

William W. Riddle -----1889
 Gerald M. Riedt -----1929, 30
 Dave Rieth -----2003, 04
 Mike Riffie -----1976, 77, 78, 79
 George L. Ringland -----1904
 Paul F. Ringland -----1903
 Dan Rittenhouse -----1995, 96, 97
 Eric Roberts -----1988, 89, 90, 91
 Carl L. Robinson -----1943
 Eric Robinson -----1992
 Alfonse E. Rocco -----1953
 Benjamin A. Roderick -----1917, 18, 19
 David M. Roderick -----1911, 12, 13
 Thomas E. Roderick -----1915, 16, 18
 Arch Rodgers -----1985
 Archie Rodgers -----1962
 Ron Roesch -----1974, 75, 76
 Bob Rogers -----1972, 73, 74
 Chris Romano -----1977, 78, 79, 80
 Clifton Romig -----1964, 65, 66
 Theodore F. Romig -----1928, 29, 30
 Kevin Rooker -----2001, 02, 03
 Kyle Rooker -----1998, 99, 00
 John Rose -----1961, 62
 John Rosengren -----1915, 17
 Addison S. Ross -----1890
 Scott Ross -----1987
 Vic Rowcliffe -----1989, 90, 91
 Jamie Ruhl -----1991, 92, 93, 94
 Anthony Ruiz -----1977
 James A. Rumbaugh -----1930, 31, 32
 Robert L. Runyan -----1927, 28, 29
 Ray Rupert -----1972, 73
 Terry Ruskin -----1994, 95

Nelson J. Russ -----1934
 James Russell -----1961
 Jared Russell -----2004
 Mathew A. Rutherford -----1930, 31
 John H. Rutledge -----1946
 Kevin Ryan -----1990, 91, 92, 93
 Howie Ryder -----1983, 84, 85

S

Arthur J. Saalfeld, Jr. -----1941
 Larry Salata -----1980, 81, 82
 Michael SaLay -----1971
 Dennis Salettel -----1967, 68, 69, 70
 Jeff Samaco -----1991, 93, 94
 Travis Sanders -----1992, 93, 94, 95
 Mike Sarago -----1982
 Paul Sarosy -----1972, 73, 74
 Christian Saulnier -----1997, 98, 99
 Greg Saunders -----1973, 74
 Jan Saunders -----1978
 John Saunders -----1966, 67, 68
 Howard D. Saurer -----1925, 26
 Paul Sauth -----1966
 Paul Savage -----1983, 84, 85, 86
 Greg Sayle -----1989, 90
 Justin Schafer -----2003, 04
 Bruce Schibler -----1973, 74, 75
 Eric Schibler -----1979
 Kurt Schibler -----1976, 77
 James B. Schick -----1936
 Stephen Schmid -----1970
 Robert Schmuck -----1980
 Arthur L. Schneider -----1949
 Will Schober -----1996, 99
 Ben Schrock -----2004
 Mike Schroeck -----1974, 75
 Eric Schubert -----1977
 Frank Schuhle -----1976, 77
 Rick Schutte -----1973, 74, 75, 76
 James J. Scotland -----1936
 Eugene F. Scott -----1915, 17
 Robert Scott -----1982, 83, 84
 Tim Scott -----1982, 83, 84, 85
 Sylvester B. Scovel -----1906, 07, 08
 Alfred B. Sears -----1922, 23
 Paul Sebron -----1971, 72, 73, 74
 Robert Secor -----1980, 81
 Homer R. Secrist -----1926, 27, 28
 Mark Seker -----1975, 76
 Robert M. Sekerak -----1931, 32, 33
 Jacob H. Selzer -----1914
 John H. Selzer -----1915
 Karl P. Senff -----1919, 20
 Ralph E. Senff -----1921, 22
 Robert T. Shafer, Jr. -----1950
 Paul Shaffer -----1981
 Robert K. Shaffer -----1948
 Roy B. Sharrock -----1920
 Gregory Shasby -----1964
 Earl R. Shaw -----1949
 Stu Sheard -----1975, 76, 77
 Steve Sheasby -----1973, 74
 Dale Sheehan -----1975, 76
 John Shepherd -----1967
 Gerald Sherrick -----1961
 Chris Shilts -----1985, 86, 87, 88
 William G. Shinn -----1942
 Abraham L. Shipman -----1914
 Louis J. Shirock -----1938

ALL-TIME LETTERWINNERS

Willis B. Shontz -----1907, 09
 David N. Short -----1934, 35
 Ronald Showalter ---1967, 68, 69, 70
 Eric Showes -----1975, 76, 77, 78
 Robert E. Shrake -----1938
 Paul L. Shumaker -----1924, 25
 Edward P. Shupe -----1902
 Charles N. Shutt -----1912, 13, 14
 Rick Shutte -----1975
 Steve Sibbio -----1979, 80, 81, 82
 Roscoe R. Sidell -----1907
 George Siedel -----1964, 65
 Darryl Simmons ---1998, 99, 00, 01
 Daniel E. Simon -----1941
 Jay Simonds -----1986
 Henry A. Sinderman ---1916, 18
 John J. Siskowic, Sr. ---1924, 25
 John J. Siskowic, Jr. ---1953
 Samuel W. Siskowic -----1954
 Allen Skinner -----2001, 02, 03, 04
 Sly Slaughter -----1993, 94, 95, 96
 Justin Sloan -----2002, 03, 04
 Terry Sloane -----1966
 Tim Slovensky -----2001, 02, 03, 04
 Robert F. Slutz -----1913, 15
 Worthington Slutz -----1916
 Roy E. Smail -----1931, 32
 John E. Smeltz -----1943
 Andre Smith -----2003, 04
 Bruce Smith -----1972, 73
 Carter Smith -----1967, 68, 69
 Clarence V. Smith -----1937
 Edward Smith -----1966, 67, 68
 Edwin G. Smith -----1933, 34, 35
 Franklin K. Smith -----1946
 Gerald L. Smith -----1956
 Howard J. Smith -----1923, 24, 25
 Hugh R. Smith -----1903
 Jeff Smith -----1991, 92
 Kirk Smith -----1983, 84, 85, 86
 Richard Smith -----1975, 76, 77
 William A. Smith -----1930
 Jim Smucker -----1993, 94, 95
 Randolph Snow -----1964, 65, 66, 67
 William Snowball -----1968
 Allen W. Snyder -----1918, 19, 20
 Paul H. Snyder -----1926, 27, 28
 Peter L. Snyder -----1936
 Tom Solak -----1986, 87, 88, 89
 Dennis Solensky ---1985, 86, 87, 88
 Chris Solis -----1992, 93, 94, 95
 Mark Solis -----1992, 93, 95
 Rick Sollmann -----1968, 69, 70
 B.J. Solomon -----1997, 98, 99
 Bill Somerlot -----1978, 79
 Steven Somerlot -----1974
 Chuck Speelman -----1989
 John M. Spencer -----1903, 04
 Steve Spitzer -----1989, 90, 91
 Jon Spragg -----1999, 00, 01, 02
 Kevin Spragg -----2003, 04
 Jeff Spraggins -----1999, 00, 01, 02
 Andrew Sprague -----1989, 90
 Alfred C. Spreng -----1943
 John Srock -----1980, 81, 82
 Pete Stamatis -----1978, 79
 Rick Stanley -----1995
 Harry B. Stapler -----1949
 Mike Starcher -----1995
 Jeff Stark -----1970, 71, 72, 73
 G. Donald Starn -----1922, 23, 24

Dan Steck -----2001, 02, 03
 Frank A. Steele -----1906, 07
 Robert D. Steele -----1919, 20, 21
 N. Richard Stefanek -----1955
 Bill Steiner -----1970, 71, 72
 Jim Stephenson -----1974, 75, 76, 77
 Rick Stern -----1982, 83, 84, 85
 Robert L. Stern, Jr. -----1929
 James Stewart -----1957
 John A. Stewart -----1904, 05, 07
 Herbert H. Stiffler -----1917, 19, 20
 Charles R. Stocker -----1949
 Jim Stoll -----1978, 79, 80
 Robert K. Stoll -----1925, 26, 27
 L.W. Stoneburner -----1935, 36
 Roger W. Stoneburner -----1945
 Wesley H. Stoneburner -----1936
 William E. Stoner -----1954
 Paul Storm -----1979, 80, 81
 W. Laverne Strasbaugh -----1931
 J. William Strazza -----1953
 Chad Stuckey -----1992, 93, 94, 95
 Samuel Stump -----1976
 Jamin Suber -----2003, 04
 Brian Sullivan -----1980
 Jeff Sullivan -----1985
 Keith Sulzer -----1980, 81, 82
 Rich Sulzer -----1975, 76, 77, 78
 Tony Sutton -----2002, 03, 04
 George Swaim -----1963
 James R. Swan -----1951
 Shaun Swearingen -----2003, 04
 Donald B. Swegan -----1946
 Dave Swift -----1978, 79, 80
 John M. Swigart -----1921, 22, 23
 John E. Szitar, Jr. -----1927, 28

T -----
 Arthur M. Taliaferro ---1935, 36, 37
 Robert L. Taliaferro ---1934, 35, 36
 John W. Tannehill -----1930
 Alfred P. Tanner -----1934
 Hiram L. Tate -----1903, 06, 07
 Frederick A. Thayer, III -----1954
 Jeff Thieman -----1995
 Jeffery Thomas ---1984, 85, 86, 87
 Reid Thomas -----1982
 Tim Thomas -----1977, 78
 William Thombs -----1958, 59, 60
 Bruce Thompson -----1991
 David P. Thompson -----1942
 Edward Thompson -----1968, 69, 70
 Robert O. Thompson -----1909, 10
 William C. Thompson ---1904, 05, 06
 Gary Thornicroft -----1968
 Harvey M. Throop -----1932
 Chester W. Todd -----1904
 John Tomlinson -----1991
 Matt Tootle -----2004
 Will Torres -----2003
 John Toth -----1988, 89, 90
 John Travers -----1982
 Donald S. Troup -----1953
 Philip K. Troutman -----1913, 15
 Frank M. Tucek -----1934, 35, 36
 Bob Tucker -----1961, 62, 63, 64
 Robert Tull -----1984, 85, 86
 James Turner -----1962, 63, 64, 65
 James Turner -----1959, 60, 61, 62

Robert N. Twitchell -----1949

U -----
 Anthony Uhler -----1960, 61, 62, 63
 Joseph Uhrig -----1962, 63
 Tracy Upton -----1982, 83
 Phil Utter -----1992

V -----
 Keith Vance -----2000, 01
 Bruce Vandersall ---1961, 62, 63, 64
 Dale Vandersall -----1960, 61, 62, 63
 Donald Van Hoose -----1962
 Edgar Van Hoose -----1992, 93, 94
 Lloyd L. Van Nest -----1920, 21, 22
 Bobby Vega -----2001, 02, 03, 04
 Gary Vendemia -----1969, 70
 Dennis Verrett -----1971
 William C. Vigrass -----1941
 Phil Vitalbo -----2003, 04
 Mike Vyrostek -----2004

W -----
 Robert Wachtel -----1956, 57, 58, 59
 Jack Wagner -----1961, 62, 63, 64
 Walter S. Wagoner, Sr. -----1940
 Wallace C. Walker -----1918, 19, 20, 21
 M. Donald Walklet -----1932
 James Fuller Wallace -----1904, 05
 Jim Wallace -----2001, 02, 03, 04
 Kevin Walsh -----1987
 John Walton -----1964, 65
 Irvin W. Wander -----1934
 Brock Wanless -----1996, 97, 98, 99
 Daryl Ward -----1975, 76, 77, 78
 Larry Ward -----1983, 84
 Samuel R. Ward -----1930, 31
 David Warner -----1962
 Dennis Warner -----1968, 69, 70
 Jim Warstler -----1994
 William Washburn ---1958, 59, 60, 61
 Richard M. Watkins ---1917, 18, 19, 20
 Samuel J. Watkins -----1920
 Brian Watson -----1995
 Evan Watson -----2003, 04
 G. Christie Watson -----1936, 37
 Philip E. Weamer -----1919
 James Weaver -----1990, 91, 92, 93
 James S. Weaver -----1904
 Jim Webb -----1981, 82, 83
 Mark Webb -----1990, 91, 92, 93
 James Webber -----1961, 62
 Arthur H. Wedge -----1924
 Ken Wehmeyer -----1972, 73, 74, 75
 Donald A. Weihe -----1925, 26, 27
 Robert Weinburg -----1958, 59, 60
 George F. Weisenbach ---1931, 32, 33
 Jack Weisensell -----1977, 78, 79, 80
 Bill Weller -----1978, 79, 80
 Frank J. Welsh -----1912
 Stanley R. Welty -----1921, 22, 23
 Kevin West -----2000
 Richard F. West -----1943
 Robert S. Westphal -----1929

Carl V. Weygandt -----1910, 11
 Denny Whalen -----1956
 Anthony Wheeler -----1995
 Bartley Whitaker ---1956, 57, 58, 59
 Robert Whitaker ---1956, 57, 58, 59
 Ron Whitaker -----1965, 66, 67, 68
 Emory B. Whitcomb -----1901
 James H. Whitcraft ---1902, 03, 04
 Duane White -----1966, 67, 68, 69
 Merrill D. White -----1911, 12
 Paul Q. White -----1908, 09
 Robert C. White -----1919, 20
 Webster White -----1964, 65, 66, 67
 Wilbert W. White -----1909, 10, 11
 Dave Whitman -----1969, 70, 71
 Norman N. Wiebusch -----1942
 Ed Wierzbicki -----1978, 79, 80
 Charles H. Williams ---1918, 19, 20
 Dave Williams -----1986, 87, 88
 Gary Williams -----1957, 58, 59, 60
 Michael Williams -----1979
 Pat Williams -----1980, 81
 Reginald Williams ---1959, 60, 61, 62
 Richard Williams -----1975
 Andrew J. Willier -----1918
 Arthur Wilson -----1966, 67, 68
 Ivan O. Wilson -----1906
 Lu Wims -----1957, 58, 59, 60
 Glenn Winter -----1984
 Jeff Wise -----1968, 69, 70, 71
 Douglas Witters -----1961
 Michael Woltman -----1985, 86, 87
 Jeremi Woodruff -----1998, 00
 Justin Woodruff -----1998
 Hervey B. Work -----1892
 Todd Worly -----2000, 01, 02
 Al Wright -----1972
 Brian Wright -----1991, 92, 94
 Chris Wright -----1994
 Ron Wright -----1979, 80, 81, 82
 Spencer Wyatt -----2000, 01, 03
 Winston L. Wyckoff -----1925, 26

Y -----
 Shlemon Yohannan ---1910, 11, 12
 David Yokley -----1996, 97, 98
 Philip E. Young -----1929, 30
 Ralph A. Young -----1927, 28
 Steve Young -----2003
 Steve Young -----1985, 86, 87, 88

Z -----
 Adam Zann -----1999, 00
 Rocky Zazzaro -----1984, 85, 86
 Alvin C. Ziemke -----1938
 Edwin G. Ziemke -----1949
 Dave Zink -----1987, 88, 89, 90
 Joe Zombek -----1998, 99, 00
 Jeffrey Zorn -----1964
 Joseph Zurcher -----1962

Bold indicates current player