

Fighting Scots



Baseball 2014

THE COLLEGE OF
WOOSTER

WOOSTER FIGHTING SCOTS BASEBALL

Table of Contents

2	The College of Wooster
3	Media Information
3	Wooster On the Web
4	Quick Facts
4	Season Outlook
6	Coaching Staff
8	Roster Information
10	Returning Starters
21	Other Returning Letterwinners
26	Newcomers
28	2013 Season Recap
29	2013 Season Results
30	2013 Season Statistics
31	History of Fighting Scot Baseball
31	All-Time Coaching Records
31	Major League Baseball Connections
32	Team Statistical Comparison (since 1974)
34	All-Time Team Records
35	All-Time Individual Records for a Game
36	All-Time Individual Records for a Season
38	All-Time Individual Records for a Career
40	Year-By-Year Leaders
42	All-Time Honors
45	All-Time Series Records
46	Game-By-Game Results
56	All-Time Letterwinners
BC	2014 Schedule

On the Cover

Featured on the front cover of this year's media guide are two of the team's 16 seniors – **Eddie Reese** (left) and **Steve Hagen** (right). Reese, who may wind up in the outfield after three seasons as a middle infielder, is coming off an All-American season that saw him hit .370 with 22 doubles, eight home runs, and 54 RBI. Hagen, an All-American candidate himself, will be the ace of the pitching staff as he looks to improve upon his numbers from last spring – an 8-3 record, 2.56 ERA, and 61 strikeouts during 91.1 innings.

Credits

The 2014 College of Wooster baseball media guide was written and edited by Hugh Howard, while the cover was created by Cally King. Photography by Matt Dilyard, and additional contributions provided by Sarah Stanley and Nick Stroud. Also, a special thanks to Wooster Printing & Litho, Inc., and to all former sports information directors at Wooster.

The College of Wooster



The College of Wooster is America's premier college for mentored undergraduate research. Founded in 1866, Wooster enrolls approximately 2,000 students from 48 states and 40 countries, and offers more than 40 academic programs in the sciences, humanities, business, and the arts. A student-faculty ratio of 11.5:1 ensures close engagement and personal attention through all four years.

Wooster offers an excellent, comprehensive liberal arts education, culminating in a rigorous senior project, in which each student works one-on-one with a faculty mentor to conceive, organize and complete a significant research project on a topic of the student's own choosing. Through this distinctive program, every Wooster student develops abilities valued by employers and graduate schools alike: independent judgment, analytical ability, creativity, project-management and time-management skills, and strong written and oral communication skills.

These skills translate into post-graduation success. Notable Wooster alumni include award-winning filmmakers Duncan Jones '95, director of *Source Code* and *Moon*, and J.C. Chandor '96, writer and director of *Margin Call*; Jennifer Haverkamp '79, director of the Environmental Defense Fund's international climate program; Donald Kohn '64, former vice chairman of the Federal Reserve; Laurie Kosanovich '94, general counsel for the Rock and Roll Hall of Fame; and Sangram Sisodia '77, director of the Center for Molecular Neurobiology at the University of Chicago.

Wooster's 120 student organizations reflect the wide range of interests, ideas, hobbies, and passions on campus. From an improv comedy group and dozens of musical ensembles, to a student-run investment club that manages a \$2.3 million dollar portfolio for the College's endowment, there is something on campus for every taste.

Close to a third of all Wooster students participate in intercollegiate athletics. Wooster is affiliated with the NCAA Division III and is a charter member of the North Coast Athletic Conference, which was founded in 1983. The NCAC is made up of 10 schools and is committed to broad-based participation, equity in women's and men's athletics, and a championship structure for each of its 23 sports. The Fighting Scots have won the NCAC all-sports trophy five times and produced All-Americans in 11 different sports over the last eight years as well as 20 Academic All-Americans® during that same span.

Strong ties, symbolized by a shared name, bring the College and community together on a daily basis through business, cultural, and educational programs. Wooster hosts scores of lectures, concerts, and theatrical and dance performances, which are open to the community. Over 600 students volunteer as part of the Wooster Volunteer Network, an umbrella organization that coordinates more than 25 student-organized programs assisting organizations from Habitat for Humanity to the Wayne County Humane Society.

Loren Pope, former *New York Times* education editor and author of *Colleges That Change Lives*, called Wooster "my original best-kept secret in higher education...As I have gotten to know what it accomplishes, I can testify that there is no better college in the country."



The interior of Wooster's primary academic building, Kauke Hall, was renovated during 2005-06 at a cost of \$18 million.

Media Policies and Procedures

The 2014 College of Wooster baseball media guide has been designed to assist members of the media in their coverage of the Fighting Scots. For additional information regarding Wooster baseball, please contact the school's SID (see below).

CREDENTIALS: Members of the media are always welcome to cover Wooster's baseball team. If you plan to attend a game, please notify the Wooster SID.

PRE-GAME SERVICES: Information such as game programs, rosters, and statistics will be provided to the media prior to each contest.

POST-GAME SERVICES: At the conclusion of each game, a statistical packet, including a box score and play-by-play summary, will be distributed. There is no formal press conference after regular season games, however, staff members will be on hand to escort media members to requested coaches and players for interviews, following the traditional "10-minute cooling off period." Additionally, Art Murray Field has wireless capability for the working press.

RADIO POLICY: Art Murray Field has two phone lines that are available for broadcasts. Please call at least one week in advance to reserve a line.

PHOTO POLICY: Photographers and videographers are also welcome to cover Wooster's baseball team.

For More Information

Director of Sports Information—Hugh Howard
 email _____ hhoward@wooster.edu
 Office Phone _____ (330) 263-2374
 Cell Phone _____ (330) 201-3397
 Office Fax _____ (330) 263-2209
 Asst. Director of Sports Info. —Nick Stroud
 email _____ nstroud@wooster.edu
 Office Phone _____ (330) 287-3848
 Cell Phone _____ (440) 429-7061
 Mailing Address:
 Office of Sports Information
 The College of Wooster
 Olderman House, Room No. 203
 1189 Beall Avenue
 Wooster, Ohio 44691

**If you wish to contact head coach Tim Pettorini directly, please see "Quick Facts" on the next page*

Primary Media Outlets

NEWSPAPERS

The Daily Record; Wooster, Ohio
 Contacts: Aaron Dorksen (ed.),
 Art Holden,
 Mike Plant, Andrew Vogel
 Phone: (330) 287-1646
 Fax: (330) 264-1132
 email: adorksen@the-daily-record.com
 Website: www.the-daily-record.com

Wooster Weekly News; Wooster, Ohio
 Contacts: Tami Lange Mosser
 Phone: (330) 264-3381
 Fax: (330) 264-0784
 Website: www.woosterweeklynews.com

The Beacon Journal; Akron, Ohio
 Contacts: Ron Ledgard (ed.)
 Phone: (330) 996-3800
 Fax: (330) 996-3629
 email: bjsports@thebeaconjournal.com
 Website: www.ohio.com

The Repository; Canton, Ohio
 Contacts: Chris Beaven (ed.),
 Mike Popovich, Jim Thomas
 Phone: (330) 454-8343
 Fax: (330) 580-5667
 email: sports@cantonrep.com
 Website: www.cantonrep.com

The Plain Dealer; Cleveland, Ohio
 Contacts: Dave Campbell
 (sports manager at cleveland.com),
 Joe Maxse, Terry Pluto
 Phone: (216) 999-4370
 Fax: (216) 999-6276
 email: sports@plaind.com
 Website: www.cleveland.com

The Voice; Wooster, Ohio
 Contacts: TBA
 Phone: (330) 263-2598
 email: TBA
 Website: thewoostervoice.spaces.wooster.edu/

RADIO STATIONS

WQKT 104.5 FM/WKVX 960 AM; Wooster, Ohio
 Contacts: Mike Breckenridge (sports director),
 Dan Earich, Ron Hamilton
 Phone: (330) 264-5122
 Fax: (330) 264-3571
 email: mbreck@wqkt.com
 Website: www.wqkt.com

WCWS 90.9 FM; Wooster, Ohio
 Contacts: Jeremy Ludemann
 Phone: (330) 263-2477
 Fax: (330) 263-2690
 email: jludemann@wooster.edu
 Website: woo91sites.wooster.edu/

TELEVISION STATIONS

Massillon Cable TV, Inc.; Wooster, Ohio
 Contacts: Mark Glasgo,
 Jeff Davis, Jon Heavlin
 Phone: (330) 345-8511, ext. 205
 Fax: (330) 345-5265
 email: mglasgo@MCTVOhio.com
 Website: www.mctvohio.com

WIRE SERVICE

Associated Press; Columbus, Ohio
 Contacts: Rusty Miller
 Phone: (800) 762-4841
 Fax: (614) 885-3248
 email: rmiller@ap.org
 Website: www.ap.org/ohio/

Wooster On the Web

For more on the baseball team and all of The College of Wooster's athletic teams, visit www.woosterathletics.com. Redesigned and relaunched in the fall of 2010, it includes a fresh new-look and all of the features that users are accustomed to, including sections for:

- Schedule/Results
- Roster
- Game Recaps/News
- Statistics
- Coaching Bios
- Player Profiles
- All-Time Records
- Photo Galleries
- Facility Information



SEASON OUTLOOK

Quick Facts

COLLEGE

Name ————— The College of Wooster
 Location ————— Wooster, Ohio 44691
 (55 miles southwest of Cleveland)
 Founded ————— 1866
 Enrollment ————— 2,000
 46% men, 54% women
 Degrees ————— Bachelor of Arts,
 Bachelor of Music, Bachelor of Music Education
 Academic Programs ————— 40+ majors
 Student-Faculty Ratio ————— 11.5-to-1
 President ————— Grant H. Cornwell

ATHLETIC

Affiliation ————— NCAA Division III
 Conference ————— North Coast Athletic Conference
 Nickname ————— Fighting Scots
 Colors ————— Black and Gold

Athletic Dept. Phone ————— (330) 263-2500

Director of Athletics ————— Keith Beckett
 Office Phone ————— (330) 263-2189
 email ————— kbeckett@wooster.edu

COACHING

Head Coach ————— Tim Pettorini
 Alma Mater ————— Bowling Green '73
 Record at School ————— 1,035-388-6 (32 Years)
 Career Record ————— 1,035-388-6 (32 Years)
 Office Phone ————— (330) 263-2180
 email ————— tpettorini@wooster.edu
 Assistant Coaches ————— Barry Craddock,
 Anthony Boughner, Brad Lightfoot, Dan Wyand

TEAM

2013 Overall Record ————— 33-12
 2013 NCAC Record/Finish — 15-3/1st of 5 (East Div.)
 2013 NCAC Tournament ————— Champions
 2013 NCAA Div. III Championship — T-5th (Midwest)
 2013 Final Ranking (Poll) ————— N/A

Letterwinners Returning/Lost ————— 28/7
 Starting Position Players Returning/Lost — 7/2
 Starting Pitchers Returning/Lost ————— 3/1

HISTORY

First Year of Baseball ————— 1880
 Years of Baseball ————— 122
 All-Time Record ————— 1,820-876-11 (.674)

All-Time NCAC Record (since 1984)—396-114-1 (.776)
 NCAC Championships ————— 15
 1985, 1987, 1988, 1990, 1991, 1995, 1998,
 2002, 2004, 2005, 2006, 2009, 2010, 2012, 2013
 All-Time OAC Record (1954-83) — 217-153-1 (.586)
 OAC Championships ————— 0

Years in NCAA Div. III Championship (since 1974) — 27
 Record ————— 58-58 (.500)
 Regional Championships ————— 5
 1989, 1994, 1997, 2005, 2009
 Last Postseason Appearance — Regional, 2013
 Highest Postseason Finish — Runner-Up, 1997, 2009

Senior-Led Fighting Scots Look Primed for Banner Season

With 16 seniors, believed to be the largest senior class in program history, The College of Wooster baseball team's expectations for 2014 may be as high as they've ever been. Several of the seniors were leading contributors as soon as they stepped on campus and they've produced some notable achievements – two North Coast Athletic Conference championships and a 30-win season (33-12) – but now they hope to really leave their mark, qualify for the NCAA Div. III Baseball Championships field again and make an extended postseason run.

"This is what we've been kind of building for when these guys showed up on campus four years ago," said long-time Wooster head coach **Tim Pettorini**, a career 1,000-game winner (1,035-388-6). "We've taken steps, won conference championships the last two years. Hopefully, the logical next step is to take it a step further."

The Fighting Scots' lineup will be anchored by preseason All-American **Eddie Reese** and look very similar to last season, when it ranked 12th in Div. III in scoring (8.1 rpg), third in doubles (117 total), 14th

in home runs (23 total), and 18th in team batting average (.323). Other than finding replacements for a speedy centerfielder who hit in the No. 8 hole (**Ryan Miner**) and a part-time DH (**Johnathan Ray**) due to graduation, Pettorini is simply looking for increased consistency in certain areas.

Jarrod Mancine, who will move from left to centerfield, returns in the leadoff spot after earning a spot on D3baseball.com's All-Midwest Region First Team as well as second-team all-NCAC recognition. He reached base nearly 50 percent of the time (.481) via a team-high .392 batting average plus 25 walks and seven hit by pitches, and his speed helped result in 12 stolen bases and 45 runs scored.

Junior shortstop **John McLain** had a breakout season, taking a spot on the All-NCAC Second Team. He hit .317 with a team-leading 42 runs, 13 doubles, four home runs, and 14 stolen bases, while batting out of the No. 2 hole, and will likely resume that role or possibly switch to the No. 5 spot in the order.

Reese, one of Div. III's top offensive



Junior John McLain returns at shortstop after batting .317 with 13 doubles and 14 stolen bases last year.

SEASON OUTLOOK



Jon Rothman, now a senior, was a frequent visitor to the mound with a team-leading 22 appearances during 2013.

players, will hold down the No. 3 hole for the third-straight year. He enters his senior season as a career .362 hitter with 35 doubles and 17 home runs, including .370 with 22 doubles and eight homers as well as 54 RBI, when he collected second-team All-American and NCAC Player-of-the-Year honors last season. Defensively, the coaching staff is toying with the idea of shifting him from second base to the outfield (left) in order to get another strong bat in the lineup.

Zac Mathie has been penciled in as Wooster's clean-up hitter and right fielder since joining the program four years ago, but has missed significant time due to injuries each of the last two seasons. Now healthy, the three-time second-team all-NCAC selection looks to maximize the potential that has seen him bat .345 with 37 doubles, nine home runs, and 108 RBI over 105 career games.

The remainder of the lineup will likely fluctuate, as the Scots' possible No. 5 hole hitter, senior first baseman **Billy Farrow**, will be out for the beginning of 2014 due to shoulder surgery. Farrow provides a powerful bat with 18 doubles and 12 home runs during his career, however, Wooster has the luxury of penciling in **Cal Thomay**, another senior who can play either corner infield position. In fact, Thomay received honorable mention on the All-NCAC Team after finishing with a .359 average, which included several clutch hits, last spring.

Two of the Scots' most valuable pieces are seniors **Bryan Miller** and **Craig Day**, both of whom are expected to find their spots in the everyday lineup. Miller was an all-region and first-team all-conference pick, excelling defensively at the catcher position while also quietly recording the squad's second-best average (.386) and third-most RBI (29). Day, who owns career numbers of .305, 19 doubles, 11 homers, and 65 RBI, will be a four-year starter, possibly taking over at second this spring or returning to a third base/DH role.

Junior **Frank Vance**, a smooth-swinging left-handed hitter who can play third base or DH, appears ready to become a full-time starter after batting .360 with seven doubles and 16 RBI in 75 at bats last season, while senior outfielder **Shane Gallagher** could emerge as a key piece of the offense, too. He hit .280 with five extra base-hits and 11 RBI over 50 at bats, and possesses good speed.

Additional returning veterans who have the ability to work their way into regular roles include sophomore outfielder **Joey Gilmore**, Wooster's fastest player; sophomore middle infielder **Kenny Reckart**, a defensive specialist; senior **Mike Ries**, a skilled offensive talent who was slowed by a serious knee injury; sophomore **Jacob Solomon**, who is in the outfield mix; junior first baseman/DH **Brendan Taylor**, who has shown potential with a strong bat; and junior **Ian Vernier**, who should spell Miller

at catcher more frequently.

It may be tough to find many at bats for newcomers this season, but Pettorini sees a very bright future for many of his freshmen, led by first baseman **Jamie Lackner** as well as left-handed outfielder **Jake Kail**, catcher **Ryan Ostendorf**, and third baseman/catcher **Alex Tench**.

While the offense should be as potent as ever, Pettorini thinks the difference this year could be a deeper, more experienced pitching staff, which will be anchored by **Steve Hagen**. The senior right-hander known for his accurate location, array of pitches, and durability was second-team all-Mid-east Region (American Baseball Coaches Association) and first-team all-North Coast Athletic Conference last season. He may have received more honors, but was often the victim of poor run support, finishing with an 8-3 record. More impressive, Hagen compiled a 2.56 ERA while limiting the opposition to a .213 batting average and just 12 walks over 91.1 innings pitched.

Two of the Scots' other top-four hurlers from last spring return, a pair of hard-throwing right-handers in seniors **Matt Felvey** and **Kyle Koski**. They're competing with each other for the Nos. 2-3 spots in the rotation. Felvey, a converted shortstop, logged 69.0 innings last spring and was 4-2 with a 3.52 ERA, while Koski produced a staff-best 2.14 ERA and struck out 53 in 54.2 innings.

The remainder of the staff's roles will be sorted out throughout the season, but regular contributions are expected from seniors **Jon Rothman**, **Zach Klein**, **Jon Huisel**, and **Brett DeWester**, junior transfer **Danny Reese**, sophomores **Hank Schlueter** and **Zach Woullard**, and freshmen **Nick Buckingham** and **Tyler Schuch**. Rothman filled a key spot in middle relief in 2013, making a team-high 22 appearances (2-1, 4.33 ERA, 27.0 IP), while Klein notched three saves (20.1 IP). Reese, the younger brother of teammate Eddie Reese, is being looked at as a potential closer. Schlueter and Woullard have developed after seeing spot duty in their initial season, and Schlueter and Schuch provide the Scots a couple of left-handed options.

"We're really excited where we are, in terms of talent and maturity. (The players) have a good handle on what they need to do, but they still have to go out and do it," summed up Pettorini.

COACHING STAFF

Head Coach Tim Pettorini



With more than 1,000 career wins (1,035-388-6), all at The College of Wooster, Tim Pettorini is the driving force behind a program that is regarded as one of the finest in NCAA Division III.

Pettorini, in his 33rd year at the helm, became the seventh in Div. III history (now one of nine) to hit the 1,000 milestone during the 2012 North Coast Athletic Conference Tournament, and

the Fighting Scots went on to win No. 14 of their 15 league-leading NCAC championships (1985, 1987-88, 1990-91, 1995, 1998, 2002, 2004-06, 2009-10, 2012-13).

A regular in the NCAA Div. III Baseball Championship field (22 appearances), Pettorini's squads have won the Midwest regional and advanced to the eight-team finals on five occasions (1989, 1994, 1997, 2005, 2009). There, Wooster has a pair of national runner-up finishes (1997, 2009) and a third-place performance (2005) to its credit.

Pettorini, among the top-15 Div. III coaches all-time in win percentage (.726) as well, has been recognized by his peers a number of times. He's been selected the conference's Coach of the Year eight seasons (1987, 1988, 1990, 1995, 2002, 2004, 2006, 2010) and was the American Baseball Coaches Association NCAA Div. III Midwest Region Coach of the Year each time the Scots won the regional.

Some of Pettorini's most notable campaigns have come in recent seasons, as the Scots have won nearly 80 percent of their games over the past 18 years (646-192-1; .771). In addition to averaging about 35 victories a season during this stretch (35.8), Wooster has consistently been within striking distance of a national championship. The

closest the Scots came was in 2009, when they were twice a victory away from the title, but the University of St. Thomas (Minn.) upended them each time - 6-4 and 3-2 in 12 innings - as they settled for second-place to go with NCAA regional and conference trophies and a 43-11 mark.

Wooster was ranked either No. 1 or No. 2 in the NCAA Div. III coaches' poll every week of the 2006 and 2007 regular seasons, while producing the program's fifth 40-win campaign (42-7 in 2007) and becoming the first NCAC team to win a third consecutive conference title (2006). In 2005, the Scots finished third at the national tourney after becoming the first NCAC team to win the conference and regional crowns during the same season, while in 2004, Wooster hosted an NCAA regional tournament at Art Murray Field after sweeping then-No. 5 ranked Denison University for another league championship.

In 2002, one of the Scots' most talented squads put together a 34-3 regular season, highlighted by a 9-7 victory over Ohio State University - the program's second of three-straight wins over Div. I teams (8-4 over University of Akron in 2001, 5-4 over Kent State University in 2003) - and was ranked No. 1 for four consecutive weeks. The 1997 and 1998 Wooster teams posted back-to-back 40-win seasons, including a school-record 46 in 1997, when the Scots advanced to their first national championship game before falling to the University of Southern Maine 15-1.

Prior to accepting the Wooster position in 1982, Pettorini had taught and coached baseball at Fremont Ross High School. He turned the Little Giant program around, leading the team to a record of 64-20 (.762) between 1977-81.

A native of Columbus, Ohio, Pettorini holds both a bachelor's degree (1973) and a master's degree (1980) from Bowling Green State University. As an undergraduate, he played baseball for the Falcons and was a four-year starter in the outfield. In fact, Pettorini was an all-Mid-American Conference selection and was drafted by the San Diego Padres at the end of his senior year.

But, Pettorini bypassed a chance to play professional baseball for the second time in order to pursue his true love - a career in coaching. He previously had been drafted four years earlier by the Philadelphia Phillies after earning all-state honors at Columbus Eastmoor High School.

Pettorini and his wife, Rhoda, live in Wooster and have two sons - Tim (41) and Terry (33), who both inherited their father's passion for baseball. Tim was a four-year letterwinner at Wooster from 1992-95, playing an integral role on the Scots' 1994 team, which reached the Div. III Baseball Championship, while Terry was an infielder and three-year letterwinner at Ohio State from 2001-03.

Pettorini's Profile

Below is a sampling of what Tim Pettorini has accomplished as head coach of the Wooster baseball program.

- Became the seventh coach in NCAA Div. III to win 1,000 career games, now at 1,035
- Ranks second among active Division III coaches in all-time victories
- Owns a winning percentage of .726, which is No. 5 among active Division III coaches
- Has averaged over 30 wins per season (32.3) since taking over the program in 1982
- Made 22 appearances as head coach in the NCAA Midwest Regional
- Coached 26 different players to All-American honors
- Has led Scots to 15 of 29 NCAC titles
- Directed Wooster to five appearances in the NCAA Div. III National Championship Series, including the title game in 1997 and 2009

Pettorini's Year-By-Year Results

SEASON	TEAM	OVERALL RECORD	CONFERENCE RECORD	NOTES
2013	Wooster	33-12	15-3	Wooster wins 15th conference championship
2012	Wooster	27-18	11-5	Wins 1,000th career game, just the seventh in Div. III history at the time
2011	Wooster	22-17	9-4	
2010	Wooster	34-9	13-3	Scots sweep NCAC Tournament for conference championship No. 13
2009	Wooster	43-11	13-3	Wooster reaches national championship game for a second time
2008	Wooster	36-11	14-2	Scots extend streak of 30-win seasons to 15
2007	Wooster	42-7	15-0	Fifth 40-win campaign in program history, ranked No. 1 entire regular season
2006	Wooster	38-9	15-1	Scots ranked No. 1 or No. 2 from preseason through end of regular season
2005	Wooster	39-9	15-1	Scots win league-record 10th championship, place third at NCAA's
2004	Wooster	37-10	13-3	Wooster wins conference, hosts NCAA Regional for fifth time
2003	Wooster	30-13	15-1	Scots defeat Div. I opponent for third-straight year
2002	Wooster	38-6	11-1	Wooster ranked No. 1 for four weeks during regular season
2001	Wooster	34-10	10-4	
2000	Wooster	35-12	10-5	
1999	Wooster	35-14	14-4	
1998	Wooster	40-6	17-1	Wins 500th career game against Oberlin on April 15, 1998
1997	Wooster	46-8-1	16-3	Leads Scots to national title game and final No. 2 ranking
1996	Wooster	33-15	11-9	
1995	Wooster	32-9	13-3	Selected NCAC Coach of the Year for the fourth time in career
1994	Wooster	35-13	12-4	Wooster advances to Div. III National Championship Series for second time
1993	Wooster	21-16-1	8-10	
1992	Wooster	24-17-1	12-7-1	
1991	Wooster	29-12	15-7	Directs Scots to their fourth consecutive final top-10 ranking
1990	Wooster	28-10-1	17-4	Guides Wooster to third NCAC title in four years
1989	Wooster	35-9	18-4	Leads Scots to first appearance at Div. III National Championship Series
1988	Wooster	31-10	18-3	Coaches team to its second NCAC title in a row
1987	Wooster	34-12	15-3	Named NCAC Coach of the Year for the first time
1986	Wooster	36-14	15-7	Guides Scots to final national ranking of 14th for the second-straight year
1985	Wooster	29-19	16-4	Directs Wooster to inaugural NCAC baseball championship
1984	Wooster	20-19	7-3 (OAC)	
1983	Wooster	23-15	12-3 (OAC)	
1982	Wooster	16-16-2	9-4 (OAC)	Wins first career game against Earlham on March 18, 1982
32 SEASONS		1035-388-6	424-119-1	NO. 2 AMONG ACTIVE DIV. III COACHES IN ALL-TIME VICTORIES

COACHING STAFF

Barry Craddock

Pitchers



A former assistant coach and student-athlete at Wooster, Barry Craddock is back with the Fighting Scots for a second stretch as an assistant. He is working with the pitchers primarily while calling the games for the third-straight year, in addition to recruiting duties.

From 2000-2007, Craddock transformed the Denison University baseball program from an also-ran into a regular contender for championships in the North Coast Athletic Conference. Overall, he compiled a school-record 182 victories (182-130).

Highlighting Craddock's tenure, Denison produced a pair of 30-win seasons – 31-12 in 2003 and 31-7 in 2004

– and advanced to the finals of the NCAC Tournament three times (2003, 2004, 2005). In fact, the Big Red were just one out away from capturing the title and earning their first trip to the NCAA Tournament in 2005.

As an assistant at Wooster previously, Craddock served as the pitching coach for four years. During that stretch (1996-1999), the Scots went 154-43-1, even reaching the 1997 NCAA Div. III national championship game. In addition to the regional title that year, the Scots were NCAC champions in 1998.

Craddock was a member of a Midwest Regional championship team as a player, too. It was his senior season (1994), when the left-hander went 3-2 with two saves, a 4.32 ERA, and 33 strikeouts over 56.1 innings. For his career, Craddock was primarily a reliever, appearing in 52 games and earning seven saves – third-most in team history in both categories upon graduation.

A 42-year old native of nearby Rittman, Ohio, Craddock earned a bachelor's degree in mathematics from the College.



Brad Lightfoot

Infielders/Outfielders



Brad Lightfoot enters his second season as a collegiate baseball coach after a successful run in the high school ranks. He'll assist Wooster's hitters and prepare the infielders and outfielders defensively.

Lightfoot had been the head coach at Firestone High School in Akron, where he set a school record for wins with a 156-136 record from 2003-12. Firestone was City Series regular season champions four times, league playoff champions two times, regular season runner-up four times, and league playoff runner-up four times. For his efforts, he was named City Series Coach of the Year five times (2003, 2004, 2006, 2008,

2010).

Prior to being the head coach of the Falcons, he served as the pitching coach there for one season (2001) when they went 18-9 and won a sectional championship, and he also was the pitching coach at Kenmore High School previously.

Lightfoot is the president of BWL Engineering, Inc., and outside structural department head for Chemstress Consultant Company. He also is chief officer of MDS Baseball Bats, Inc., a wood baseball bat manufacturer in Marshallville, Ohio.

Lightfoot holds a bachelor's degree in civil engineering from the University of Akron and a master's in business administration from Kent State University. He and his wife, Loraine, have two children, Alexandra (23) and Spencer (21).

Dan Wyand

Hitters/Outfielders



A coach at Wooster High School from 1995-2001, Dan Wyand is now in his 12th season within the college ranks. His duties at The College of Wooster are centered around working with the hitters, coaching the outfielders, and aligning the defense.

Wyand experienced working with collegiate-level players previously, as he coached 16 players with the Generals who went on to play college ball, including four at Wooster – Ben Byo, Ryan Kilpatrick, pitcher Ben Maibach, a two-time all-conference honoree, and Judd Orr.

While competing in the challenging Federal League, Wyand helped Wooster teams set multiple school records for hitting and base running. In fact, the Generals, as a team, never batted below .300. The 1998 squad was the best he worked with, as it advanced all the way to the state semifinals – a first in Wooster High School history.

Active in youth camps in northeast Ohio as well, Wyand has coached in two junior all-star games held at the Cleveland Indians' Progressive Field.

A 1974 graduate of East Liverpool High School, Wyand is the owner of two businesses, one located in Ashland, Ohio, and the other in Shelby, Ohio.

Personally, he and his wife, Cathy, live in Wooster, and have two grown children – Christina (36) and Sean (31).

ROSTER INFORMATION

Numerical Roster

NO	NAME	YR	POS	B/T	HT	WT	HOMETOWN	HIGH SCHOOL
1	Matt Felvey	Sr.	P	L/R	6'6"	195	Evanston, Ill.	Evanston Township
2	Zach Klein	Sr.	P	R/R	5'9"	180	Pittsburgh, Pa.	Plum
3	Tyler Schuch	Fr.	P	R/L	5'8"	175	Wooster, Ohio	Triway
4	Eddie Reese	Sr.	2B/OF	R/R	6'0"	195	Canfield, Ohio	Cardinal Mooney
5	Zac Mathie	Sr.	OF	L/R	6'3"	220	Millersburg, Ohio	West Holmes
6	Kenny Reckart	So.	2B/SS	L/R	5'10"	165	Middleburg Hts., Ohio	Midpark
7	Jarrold Mancine	Sr.	OF	R/R	5'11"	190	Sarver, Pa.	Freeport
8	Michael Whitaker	Fr.	P	R/R	6'0"	180	Alliance, Ohio	Alliance
11	John McLain	Jr.	SS	R/R	6'0"	200	Burbank, Ohio	Northwestern
12	Craig Day	Sr.	2B/3B	R/R	5'11"	200	Millersburg, Ohio	Waynedale
13	Brendan Taylor	Jr.	1B	R/L	6'3"	215	Rittman, Ohio	Archbishop Hoban
14	Joey Gilmore	So.	OF	R/R	6'0"	195	Columbus, Ohio	St. Charles Prep
15	Ian Vernier	Jr.	C	R/R	6'0"	205	Louisville, Ohio	St. Thomas Aquinas
16	Mike Ries	Sr.	OF	R/R	5'9"	175	Streetsboro, Ohio	Field
17	Bryan Miller	Sr.	C/SS	R/R	5'9"	165	Brecksville, Ohio	Brecksville-Broadview Heights
18	Alex Tench	Fr.	3B/C	R/R	6'0"	190	Hudson, Ohio	Hudson
19	Cal Thomay	Sr.	1B/3B	R/R	6'3"	190	Middleburg Hts., Ohio	Lutheran West
20	Jacob Solomon	So.	OF	R/R	5'11"	205	Independence, Ohio	Independence
21	Steve Hagen	Sr.	P	R/R	5'11"	190	Brecksville, Ohio	Brecksville-Broadview Heights
22	Nick Buckingham	Fr.	P	L/R	6'2"	170	Wooster, Ohio	Wooster
23	Zach Woullard	So.	P	R/R	6'4"	220	Canton, Ohio	Jackson
24	Jake Kail	Fr.	OF	L/L	5'10"	180	Waynesburg, Ohio	Sandy Valley
25	Billy Farrow	Sr.	1B	R/R	6'4"	215	Evanston, Ill.	Evanston Township
26	Kyle Koski	Sr.	P	R/R	6'1"	200	Highland Hts., Ohio	Mayfield
27	Ryan Ostendorf	Fr.	C	R/R	6'0"	185	West Chester, Ohio	Lakota West
28	Jon Rothman	Sr.	P	L/R	6'3"	220	St. Louis, Mo.	Whitfield School
29	Shane Gallagher	Sr.	OF	L/R	5'10"	195	Sarver, Pa.	Freeport
30	Brett DeWester	Sr.	P	R/R	5'10"	185	Peninsula, Ohio	Tipton (Ind.)
31	Connor Goetz	Fr.	P	R/R	5'9"	195	Cohasset, Mass.	Cohasset
32	Hank Schlueter	So.	P	L/L	6'0"	230	New Springfield, Ohio	Columbiana
33	Danny Reese	Jr.	P	R/R	5'11"	160	Canfield, Ohio	Cardinal Mooney
34	Jamie Lackner	Fr.	1B	R/R	6'4"	245	Westlake, Ohio	Westlake
35	Frank Vance	Jr.	3B	L/R	6'0"	205	Coraopolis, Pa.	Bishop Canevin
36	Jon Huisel	Sr.	P	R/R	6'6"	225	Gurnee, Ill.	Carmel Catholic
37	Kevin Hagen	Fr.	C/3B	R/R	6'3"	180	Brecksville, Ohio	St. Ignatius
38	Michael Houdek	Fr.	P	L/L	6'5"	180	Cleveland Hts., Ohio	Cleveland Heights
39	Jacob Pries	Fr.	P	R/R	5'11"	190	Wadsworth, Ohio	Highland
42	Chris Fafalios	So.	OF	R/R	6'0"	195	Ontario, Canada	King City Secondary School
43	Nick Langer	So.	P	R/R	5'11"	150	Armonk, N.Y.	The Masters School
45	Joe Superick	So.	2B	R/R	5'11"	195	Uniontown, Pa.	Uniontown
46	Garret Hodos	Fr.	P	R/R	6'0"	200	Piedmont, Calif.	Piedmont
Inj.	Dylan McCreary	So.	P	R/R	6'2"	180	Minneapolis, Minn.	Southwest

Pronunciation Guide

Chris Fafalios	FAH-fuh-lee-ohs	Jake Kail	KALE	Tim Pettorini	PET-or-ee-nee
Matt Felvey	FELL-vee	Nicholas Langer	LANG-ur	Jacob Pries	PREESE
Connor Goetz	GETZ	Jarrold Mancine	MAN-see-nee	Hank Schlueter	SHLOO-tur
Garret Hodos	HOE-does	Zac Mathie	MATT-ee	Tyler Schuch	SHOOK
Michael Houdek	WHO-deck	Ryan Ostendorf	AHS-ten-dorf	Zach Woullard	WOOL-urd

ROSTER INFORMATION

Alphabetical Roster

NO	NAME	YR	POS	B/T	HT	WT	HOMETOWN	HIGH SCHOOL
22	Nick Buckingham	Fr.	P	L/R	6'2"	170	Wooster, Ohio	Wooster
12	Craig Day	Sr.	2B/3B	R/R	5'11"	200	Millersburg, Ohio	Waynedale
30	Brett DeWester	Sr.	P	R/R	5'10"	185	Peninsula, Ohio	Tipton (Ind.)
42	Chris Fafalios	So.	OF	R/R	6'0"	195	Ontario, Canada	King City Secondary School
25	Billy Farrow	Sr.	1B	R/R	6'4"	215	Evanston, Ill.	Evanston Township
1	Matt Felvey	Sr.	P	L/R	6'6"	195	Evanston, Ill.	Evanston Township
29	Shane Gallagher	Sr.	OF	L/R	5'10"	195	Sarver, Pa.	Freeport
14	Joey Gilmore	So.	OF	R/R	6'0"	195	Columbus, Ohio	St. Charles Prep
31	Connor Goetz	Fr.	P	R/R	5'9"	195	Cohasset, Mass.	Cohasset
37	Kevin Hagen	Fr.	C/3B	R/R	6'3"	180	Brecksville, Ohio	St. Ignatius
21	Steve Hagen	Sr.	P	R/R	5'11"	190	Brecksville, Ohio	Brecksville-Broadview Heights
46	Garret Hodos	Fr.	P	R/R	6'0"	200	Piedmont, Calif.	Piedmont
38	Michael Houdek	Fr.	P	L/L	6'5"	180	Cleveland Hts., Ohio	Cleveland Heights
36	Jon Huisel	Sr.	P	R/R	6'6"	225	Gurnee, Ill.	Carmel Catholic
24	Jake Kail	Fr.	OF	L/L	5'10"	180	Waynesburg, Ohio	Sandy Valley
2	Zach Klein	Sr.	P	R/R	5'9"	180	Pittsburgh, Pa.	Plum
26	Kyle Koski	Sr.	P	R/R	6'1"	200	Highland Hts., Ohio	Mayfield
34	Jamie Lackner	Fr.	1B	R/R	6'4"	245	Westlake, Ohio	Westlake
43	Nick Langer	So.	P	R/R	5'11"	150	Armonk, N.Y.	The Masters School
7	Jarrod Mancine	Sr.	OF	R/R	5'11"	190	Sarver, Pa.	Freeport
5	Zac Mathie	Sr.	OF	L/R	6'3"	220	Millersburg, Ohio	West Holmes
Inj.	Dylan McCreary	So.	P	R/R	6'2"	180	Minneapolis, Minn.	Southwest
11	John McLain	Jr.	SS	R/R	6'0"	200	Burbank, Ohio	Northwestern
17	Bryan Miller	Sr.	C/SS	R/R	5'9"	165	Brecksville, Ohio	Brecksville-Broadview Heights
27	Ryan Ostendorf	Fr.	C	R/R	6'0"	185	West Chester, Ohio	Lakota West
39	Jacob Pries	Fr.	P	R/R	5'11"	190	Wadsworth, Ohio	Highland
6	Kenny Reckart	So.	2B/SS	L/R	5'10"	165	Middleburg Hts., Ohio	Midpark
33	Danny Reese	Jr.	P	R/R	5'11"	160	Canfield, Ohio	Cardinal Mooney
4	Eddie Reese	Sr.	2B/OF	R/R	6'0"	195	Canfield, Ohio	Cardinal Mooney
16	Mike Ries	Sr.	OF	R/R	5'9"	175	Streetsboro, Ohio	Field
28	Jon Rothman	Sr.	P	L/R	6'3"	220	St. Louis, Mo.	Whitfield School
32	Hank Schlueter	So.	P	L/L	6'0"	230	New Springfield, Ohio	Columbiana
3	Tyler Schuch	Fr.	P	R/L	5'8"	175	Wooster, Ohio	Triway
20	Jacob Solomon	So.	OF	R/R	5'11"	205	Independence, Ohio	Independence
45	Joe Superick	So.	2B	R/R	5'11"	195	Uniontown, Pa.	Uniontown
13	Brendan Taylor	Jr.	1B	R/L	6'3"	215	Rittman, Ohio	Archbishop Hoban
18	Alex Tench	Fr.	3B/C	R/R	6'0"	190	Hudson, Ohio	Hudson
19	Cal Thomay	Sr.	1B/3B	R/R	6'3"	190	Middleburg Hts., Ohio	Lutheran West
35	Frank Vance	Jr.	3B	L/R	6'0"	205	Coraopolis, Pa.	Bishop Canevin
15	Ian Vernier	Jr.	C	R/R	6'0"	205	Louisville, Ohio	St. Thomas Aquinas
8	Michael Whitaker	Fr.	P	R/R	6'0"	180	Alliance, Ohio	Alliance
23	Zach Woullard	So.	P	R/R	6'4"	220	Canton, Ohio	Jackson

Players By Class

Seniors	16
Juniors	5
Sophomores	9
Freshmen	12

Players By Position

Catchers	5
Infielders	13
Outfielders	9
Pitchers	19

RETURNING STARTERS



Craig Day

Class ————— **Senior**
Position — **Second Base/Third Base**
Height ————— **5'11"**
Weight ————— **200**
Hometown ————— **Millersburg, Ohio**
High School ————— **Waynedale**
Bats/Throws ————— **Right/Right**

Will be a four-year starter ... Possibly making the move back to second base this season or could return to third base/DH role ... Versatile enough to hit in a variety of spots in the lineup, providing both power and a pretty good average ... A blue-collar player and one of the strongest on the team pound-for-pound ... **2013:** Starting third baseman and usually hit between the Nos. 5-7 spots in the order, compiling a .295 batting average, seven doubles, three home runs, and 26 RBI ... Also reached base safely via 12 walks and seven hit by pitches for a .368 on-base percentage ... Went 3-for-4 with five RBI vs. Allegheny during the NCAC championship game (May 10) ... Also notched a three-hit game against Oberlin (April 20), going 3-for-5 with a triple and three RBI ... Started the season with a 7-for-15 performance (.467) over the first four games ... **2012:** Batted just a shade under .300 (.297) with six doubles, three home runs, and 15 RBI ... Led the league in hit by pitches with 14 ... Played three positions, starting 17 times at second base, 13 at third, and six at DH, and hit out of the No. 2 hole most often (14 games) ... Started all four games of the NCAC tourney as the DH, highlighted by 2-for-5 performance vs. Ohio Wesleyan (May 4) ... Doubled twice in the same game against Allegheny (April 29) ... Went 3-for-3 with a walk at Oberlin (April 21) ... **2011:** Garnered second-team all-conference recognition as a freshman ... Started 27 times at second and four in right field, while hitting No. 7 primarily ... Tied for third in the NCAC with a team-leading five home runs, three coming in games against rival Wittenberg ... Batted .320 overall with six doubles and 24 RBI ... All-NCAC Tournament Team selection after going 7-for-14 (.500), highlighted by a 4-for-5, five-RBI performance with a double and home run in the opening game vs. Wittenberg (April 28) ... Homered twice in a regular season game at Wittenberg (April 10) ... **Prior to Wooster:** Selected to the All-Wayne County Athletic League First Team as both a junior and senior when he batted .490 and .378, respectively, at nearby Waynedale High School ... Four-year letterwinner in baseball for the Golden Bears ... **Personal:** Born on June 4, 1991 ... Son of Rick and Lori Day ... Majoring in communication studies.



Notes

- Reached base safely in 87 of 107 starts with 28 multi-hit games
- Has one hit (.077), but also two walks and a run scored during four career games in the NCAA Div. III Championships
- Produced an 11-game hit streak, batting .515 (17-for-33) from March 26-April 15, 2011
- Career-high four hits and five RBI came during NCAC tourney vs. Wittenberg April 28, 2011, when he doubled and homered
- Also had five RBI during NCAC championship game vs. Allegheny on May 10, 2013
- Came through with 11 two-out RBI, tying for the team lead in that category during 2011
- First college hit was a home run vs. Utica on March 14, 2011

Career Statistics

YEAR	AVGGP-GS	AB	R	H	2B	3B	HR	RBI	TBSLG%	BB	HBP	SO	GDP	OB%	SF	SHSB-ATT	PO	A	EFLD%				
2011	.320	36-31	103	23	33	6	1	5	24	56	.544	8	9	24	2	413	1	2	3-3	50	56	10	.914
2012	.297	39-36	118	24	35	6	0	3	15	50	.424	6	14	20	2	.399	0	1	2-3	48	58	9	.922
2013	.295	43-40	149	26	44	7	1	3	26	62	.416	12	7	31	3	.368	3	0	2-3	19	73	11	.893
Total	.303	118-107	370	73	112	19	2	11	65	168	.454	26	30	75	7	.391	4	3	7-9	117	187	30	.910

RETURNING STARTERS



Billy Farrow

Class ————— **Senior**
Position ————— **First Base**
Height ————— **6'4"**
Weight ————— **215**
Hometown ————— **Evanston, Ill.**
High School — **Evanston Township**
Bats/Throws ————— **Right/Right**

Projected starting first baseman/DH and No. 5 hole hitter, however, he'll miss beginning of season due to a recent shoulder surgery ... Has shown glimpses of being an elite player and power hitter at the NCAA Div. III level ... Was hitting the ball extremely well during the fall, according to the coaching staff ... **2013:** Started 16 games at first base and four at DH, while hitting anywhere between clean-up to No. 7 ... Tallied 20 hits (.238 average), eight of which went for extra bases (6 doubles, 2 home runs), and 19 RBI ... Recorded five sacrifice flies, including one in the 13th inning of Wooster's NCAA tourney game vs. Wash. & Jeff. (May 17) as he pulled the Scots within 8-7 ... Went 2-for-4 with a double and three RBI vs. Salem State (March 14) ... **2012:** Strong finish to the season saw his numbers move up to .316, eight home runs, 32 RBI ... Ranked second in the league in homers, with three of his eight coming at NCAC Tournament, as well as sixth in slugging percentage (.579) and tied for 10th in RBI ... Started at first 26 games and DH eight, while batting in the fifth spot half those starts (17) ... Named to the All-NCAC Tournament Team after going 5-for-11 with the three homers plus seven RBI ... Season-high three hits came during NCAC championship game vs. DePauw (May 5) as he went 3-for-4 with double, home run, and three RBI ... Delivered a two-run homer off the 2011 NCAA Div. III Pitcher of the Year to key a 6-0 victory over No. 1 ranked Marietta (March 15) ... **2011:** Started 25 games at first base as a freshman and entered 12 others ... Finished strong, going 6-for-14 (.429) with two doubles, a homer, and seven RBI last four starts to raise his season average to .273 ... Displayed good power at times, tallying six doubles and two home runs, and drove in 18 runs ... Homers were both solo shots, coming against Heidelberg (May 4) and Hiram (April 3) ... **Prior to Wooster:** All-area and all-conference pick as a junior at Evanston Township High School ... Team captain for the Wildkits, who went 18-10 during 2010 ... Varsity letterwinner in four different sports, earning four in baseball, two in basketball, and one each in wrestling and golf ... **Personal:** Born on Jan. 5, 1992 ... Son of William and Sandra Farrow III ... Majoring in English.



Notes

- Reached base safely in 59 of 79 starts with 21 multi-hit games
- Has gone 3-for-9 with a double and two RBI during four career NCAA Div. III Championship games
- At the NCAC Tournament, 6-for-16 (.375) with one double, three homers, and seven RBI as well as four walks and two HBPs over 10 career games
- Went 4-for-6 with a double and RBI during fourth career game vs. Rhodes March 16, 2011
- Career-high three RBI has come in four different games
- Has batted .382 (42-for-110) with runners on base during the last two seasons, and hit .368 (14-for-38) with runners in scoring position as a freshman, second-best average on the squad

Career Statistics

YEAR	AVG	GP-GS	AB	R	H	2B	3B	HR	RBI	TB	SLG%	BB	HBP	SO	GDP	OB%	SF	SH	SB-ATT	PO	A	E	FLD%
2011	.273	37-25	88	13	24	6	0	2	18	36	.409	11	1	28	3	.360	0	0	0-0	194	18	8	.964
2012	.316	37-34	114	21	36	6	0	8	32	66	.579	11	5	25	3	.391	3	0	0-0	197	8	5	.976
2013	.238	36-20	84	12	20	6	0	2	19	32	.381	7	5	29	1	.317	5	0	0-0	153	11	2	.988
Total	.280	110-79	286	46	80	18	0	12	69	134	.469	29	11	82	7	.359	8	0	0-0	544	37	15	.975

RETURNING STARTERS



Matt Felvey

Class _____ **Senior**
Position _____ **Pitcher**
Height _____ **6'6"**
Weight _____ **195**
Hometown _____ **Evanston, Ill.**
High School _____ **Evanston Township**
Bats/Throws _____ **Left/Right**

Returning starter on the mound who will compete for the No. 2 or 3 spot in the rotation after previously playing the infield, primarily shortstop ... Is significantly better, according to the coaching staff, as he has continued to take strides and really attacks the strike zone ... Possesses a strong arm and a lot of leverage with his 6-6 frame ... **2013:** Developed into the staff's No. 3 starter in his first season as a collegiate pitcher, going 4-2 with a 3.52 ERA and 34 strikeouts over 69.0 innings ... Ranked seventh in the conference in innings pitched, eighth in opponents batting average (.250), and tied for third in games started (11) ... Six of his 11 starts were "quality starts," one coming vs. Wash. & Jeff. (May 17) in the NCAA Div. III Championship as he worked 7.0 innings with one earned run in a no decision ... Helped Scots to conference title by starting the decisive game vs. Allegheny (May 10) and allowing just two runs on four hits over 5.2 innings pitched ... **2012:** Played in about half of Wooster's games as a position player, often at second base ... Hit an even .200 (7-for-35), highlighted by two doubles and a home run ... Pinch hit in both NCAA Div. III Championship games (May 16-17), going 1-for-2 ... Doubled in back-to-back appearances (April 17-24) and homer came against Baldwin-Wallace (March 28) ... **2011:** Started eight games as a freshman, four at shortstop and four at second base, and often used as a late-game defensive replacement, appearing 23 times ... Totaled six hits, seven runs, and four RBI, while drawing six walks ... Reached base four times in five plate appearances at John Carroll (May 5), going 2-for-3 with three runs, two RBI, and two walks ... Played in one NCAC Tournament tilt (April 29), making two assists ... **Prior to Wooster:** Overcame an ACL tear and started for two years on the baseball team at Evanston Township High School ... **Personal:** Born on Sept. 23, 1991 ... Is the son of Michael and Marla Felvey ... Majoring in communication studies with a minor in mathematics.



Notes

- Went 7.0 innings, yielding two runs (one earned for a 1.29 ERA), during lone appearance in NCAA Div. III Championship game
- Pitched in two of Wooster's three games during the 2013 NCAC Tournament, including starting the championship game, posting a 2.70 ERA over 6.2 innings
- Has gone 7.0 innings in three different games and struck out career-high six in 4.0 innings vs. Johns Hopkins March 23, 2013
- First career win came vs. Salem State March 14, 2013
- Played 47 career games (13 starts) in the field, going 13-for-70 (.186) with 14 runs, two doubles, one homer, and nine RBI

Career Statistics

YEAR	ERA	W-L	APP	GS	CG	SHO/CBOSV	IP	H	R	ER	BB	SO	2B	3B	HR	AB	Avg.	WP	HBP	BKSFA	SHA	
2011																						
2012																						
2013	3.52	4-2	15	11	1	0/0	0 69.0	67	38	27	19	34	18	1	2	268	.250	8	8	0	5	6
Total	3.52	4-2	15	11	1	0/0	0 69.0	67	38	27	19	34	18	1	2	268	.250	8	8	0	5	6

RETURNING STARTERS



Steve Hagen

Class ————— **Senior**
Position ————— **Pitcher**
Height ————— **5'11"**
Weight ————— **190**
Hometown ————— **Brecksville, Ohio**
High School **Brecksville-Broadview Heights**
Bats/Throws ————— **Right/Right**

Will be the ace and the workhorse of the pitching staff, as he's proven to be durable and versatile enough to throw lots of innings ... Keeps hitters off-balance with four different pitches that he can throw for strikes, including 90 M.P.H. fastball, and also excels at holding runners on ... Named to the Northwoods League's 2013 Postseason All-Star Team after excelling for the La Crosse Loggers as he went 7-1 with a 3.89 ERA and 59 strikeouts during 13 starts and 74.0 innings pitched ... **2013:** Was second-team all-Mideast Region (ABCA) as well as first-team all-NCAC ... Used regularly as both a starter (10 games) and reliever (8), compiling an 8-3 record, one save, 2.56 ERA, and 61 strikeouts over 91.1 innings ... Ranked 20th in NCAA Div. III in WHIP (0.91 per nine innings) and among top-100 nationally in six other categories ... Led the league in innings pitched, and was second in ERA, wins, and opponents batting average (.213), and third in strikeouts ... Eight of his 10 starts were "quality starts" ... Threw 136 pitches in a complete-game 3-2 victory over Penn State Behrend (May 16) in the NCAA Div. III Championship ... Earned win in the winners' bracket game of the NCAC Tournament, yielding one unearned run over 6.0 innings vs. Allegheny (May 9) ... Became first Div. III pitcher since 1997 to go 14.0 innings in a single-game, no-hitting Oberlin from the 4th to the 13th before being tagged with a hard-luck 3-1 loss in the 14th (132 pitches) ... Tossed a six-hit shutout with 10 strikeouts against Wabash (April 6) ... **2012:** Honorable mention on All-NCAC Team ... Played versatile role with nine starts and eight relief appearances, as he went 7-4 with five saves during 71.0 innings ... Tied for second in NCAC in wins and was second in saves, while leading the way in pickoffs with seven and ranking fourth in innings pitched ... Earned win with three scoreless innings of relief in Wooster's opening game of the NCAC Tournament vs. DePauw (May 3) ... ERA would have been 2.25 for the season had it not been for one bad outing against Baldwin-Wallace (March 28) ... Threw eight scoreless innings and won first career start, coming against No. 1 ranked Marietta (March 15) ... **2011:** Factored in seven decisions during 12 relief appearances, going 4-3 with a 6.04 ERA over 22.1 innings ... Notched win in only NCAC tourney appearance vs. Wittenberg (April 28), yielding two runs in 1.2 innings ... Went a season-high four innings and earned the win while holding Manchester (March 23) scoreless with season-high three strikeouts ... First career victory came vs. Rhodes (March 16) ... **Prior to Wooster:** All-conference in both baseball and basketball as a senior at Brecksville-Broadview Heights High School ... Helped lead the Bees to three Southwest Conference titles in baseball (2008-10) ... **Personal:** Born on May 25, 1992 ... Is the son of Daniel and Lynn Hagen ... Double-majoring in mathematics and business economics.



Notes

- Has started two NCAA Div. III Championship games, going 1-1 with a 3.52 ERA and four strikeouts over 15.1 innings (six earned runs on 22 hits)
- Pitched in six NCAC Tournament games, posting a 3-0 record, one save, and a 2.37 ERA (five earned runs on 21 hits and five walks) with seven strikeouts during 19.0 innings
- 91.1 innings as a junior tied for the eighth-most in a season in school history
- Career highs include 14.0 innings pitched coming against Oberlin (April 21, 2013), tied for the seventh-longest outing in Div. III history, and 10 strikeouts against Wabash (April 6, 2013)
- Defeated No. 1 Marietta 6-0 in first career start (March 15, 2012) with 8.0 shutout innings
- Induced 237 groundouts, compared to 132 fly outs, over the last two seasons, and has 11 career pickoffs to his credit

Career Statistics

YEAR	ERA	W-L	APP	GS	CGSHO/CBOSV	IP	H	R	ER	BB	SO	2B	3B	HR	AB	Avg.	WP	HBP	BKSFA	SHA	
2011	6.04	4-3	12	0	0 0/0	0 22.1	31	22	15	10	13	3	0	1	97	.320	2	2	1	1	3
2012	3.80	7-4	17	9	3 0/1	5 71.0	86	43	30	14	30	12	0	4	285	.302	4	7	1	3	9
2013	2.56	8-3	18	10	5 1/1	1 91.1	71	30	26	12	61	11	0	1	333	.213	5	12	0	3	7
Total	3.46	19-10	47	19	8 1/2	6 184.2	188	95	71	36	104	26	0	6	715	.263	11	21	2	7	19

RETURNING STARTERS



Kyle Koski

Class _____ **Senior**
Position _____ **Pitcher**
Height _____ **6'1"**
Weight _____ **200**
Hometown _____ **Highland Hts., Ohio**
High School _____ **Mayfield**
Bats/Throws _____ **Right/Right**

Hard-throwing right-hander will be one of top-three starting pitchers on the squad ... Regularly reaches 92-93 M.P.H. on the radar gun, according to the coaching staff, and has improved mechanics, which should result in less walks ... **2013:** Led the North Coast Athletic Conference in ERA at 2.14 and also among the top-100 in NCAA Div. III in that category as well as strikeouts per nine innings (8.73) ... Won six of his nine starts (6-2), and struck out 53 batters over 54.2 innings ... Did not allow an earned run during two appearances and 4.0 innings of the postseason, including 3.0 innings vs. Wash. & Jeff. (May 17) in the NCAA Div. III Championship ... Recorded five "quality starts," highlighted by seven innings of six-hit scoreless ball with eight strikeouts vs. third-ranked Wheaton (Mass.) during spring break trip (March 17) ... **2012:** Was primarily the Scots' fourth starter on the staff, splitting two decisions (1-1) and tallying one save to go with a 3.25 ERA over 36.0 innings ... Pitched one inning of relief vs. Washington & Jefferson (May 17) in the NCAA Div. III Championship, striking out two but also yielding two runs ... Went a season-high 6.0 innings twice, starts against Kenyon (April 1) and vs. SUNY Oneonta (March 20) ... Struck out five in just 4.1 innings vs. Montclair State (March 14) ... **2011:** Entered nine times in relief, compiling a 7.94 ERA and 10 strikeouts in 11.1 innings ... Top performance was 3.0 scoreless innings with three strikeouts vs. Wis.-Oshkosh (March 19) ... **Prior to Wooster:** Garnered all-league honors his senior year at Mayfield High School ... Totaled eight varsity letters in three sports – baseball (2), basketball (3), and soccer (3) ... **Personal:** Born June 5, 1992 ... Son of David and Diane Koski ... Majoring in chemistry and then plans on going to dental school.



Notes

- Pitched 4.0 career innings in NCAA Div. III Championship, posting a 4.50 ERA and five strikeouts
- Threw one scoreless inning (relief) in 2013 NCAC Tournament winners' bracket vs. Allegheny
- Has gone a career-high 7.0 innings in three different games, all during the 2013 season
- Career-high eight strikeouts three times, including in just 3.1 innings pitched vs. Montclair State on March 14, 2013
- Tough on left-handed batters during 2013, limiting them to a .235 average (16-for-68)
- Also played in 15 games (four starts) as an outfielder in 2011, going 2-for-13 (.154) with a double and two RBI

Career Statistics

YEAR	ERA	W-L	APP	GS	CGSHO/CBOSV	IP	H	R	ER	BB	SO	2B	3B	HR	AB	Avg.	WP	HBP	BKSFA	SHA	
2011	7.94	0-0	9	0	0 0/0	0 11.1	17	12	10	5	10	3	0	0	45	.378	3	3	0	2	0
2012	3.25	1-1	10	6	0 0/0	1 36.0	36	18	13	26	25	5	0	3	137	.263	2	2	0	0	5
2013	2.14	6-2	14	9	2 0/1	0 54.2	55	24	13	28	53	7	0	0	211	.261	11	8	1	0	5
Total	3.18	7-3	33	15	2 0/1	1 102.0	108	54	36	59	88	15	0	3	393	.275	16	13	1	2	10

RETURNING STARTERS



Jarrod Mancine

Class _____ **Senior**
Position _____ **Outfield**
Height _____ **5'11"**
Weight _____ **190**
Hometown _____ **Sarver, Pa.**
High School _____ **Freeport**
Bats/Throws _____ **Right/Right**

Team's returning leadoff hitter and starting outfielder ... Will likely shift from left to centerfield this spring ... Proven to get on-base repeatedly, whether hitting for average or power, and pressures defense as one of the fastest players on the squad ... **2013:** Earned a spot on the All-Mideast Region Team, first-team from D3baseball.com and second-team from ABCA ... Also first-team all-NCAC ... Breakout season included league-leading 67 hits, as well as .392 average, 11 doubles, 25 RBI, and 12 stolen bases ... Was fourth in the conference in batting average, third in runs (45), third in walks (25), and third in on-base percentage (.481), and also among the top-100 in NCAA Div. III in the three latter categories ... Ended year with a streak of successfully reaching base (hit, walk, HBP) 40 consecutive games ... NCAC Tournament MVP after posting a .733 on-base percentage, as he was 6-for-10 at the plate with four walks and a hit by pitch ... Doubled twice in a game three times and had a team-best 17-game hitting streak (April 7-May 1) ... **2012:** Received honorable mention on the All-NCAC Team ... Produced fourth-best batting average on the team (.339), which included five doubles and four triples ... Tied for second in the conference in triples and tied for fourth in stolen bases (11) ... Scored 26 runs as the primary leadoff batter (22 games) ... Started at all three outfield positions as well as DH ... Missed NCAA Div. III Championship due to illness after having started 16 of the previous 17 games ... Went 3-for-3 with a double and RBI as well as a walk and sacrifice bunt during NCAC championship game vs. DePauw (May 5) ... Had three stolen bases in a single game at Oberlin (April 22) ... **2011:** Was still recovering from arm surgery after his senior year in high school, but made good use of limited action as a reserve outfielder, going 4-for-11 (.364) at the plate with three runs and two RBI ... Successfully reached during all four plate appearances against Heidelberg (May 4) with two singles, a walk, and a hit by pitch ... **Prior to Wooster:** Two-time Valley News Dispatch all-star as an infielder at Freeport Area High School ... Batted .440 with 25 RBI as a senior for the Yellow Jackets, and .500 with 22 runs scored as a junior ... Three-year letterwinner in baseball and also competed in football and soccer ... **Personal:** Born Sept. 6, 1991 ... Son of Anthony and Linda Mancine ... Majoring in mathematics.



Notes

- Reached base safely in 72 of 79 starts with 34 multi-hit games
- Went 4-for-12 (.333) with four runs, a triple, and an RBI, and also walked four times during 2013 NCAA Div. III Championship
- Combined to hit .455 (10-for-22) with a double and two RBI while also reaching 10 other times (8 walks, 2 HBPs) during the 2012 and 2013 NCAC Tournaments
- Career-high four hits in three different games, including 4-for-4 with a walk vs. Oberlin on May 9, 2013
- Career-high three RBI against Hiram on April 14, 2013, and tripled and homered in a game the day prior against the Terriers
- Reached successfully 67-of-128 times when leading off an inning (.523) and hit .412 when the bases were empty (70-for-170)

Career Statistics

YEAR	AVG	GP-GS	AB	R	H	2B	3B	HR	RBI	TB	SLG%	BB	HBP	SO	GDP	OB%	SF	SH	SB-ATT	PO	A	E	FLD%
2011	.364	7-2	11	3	4	0	0	0	2	4	.364	1	1	2	0	.462	0	1	0-0	2	0	0	1.000
2012	.339	39-33	124	26	42	5	4	0	13	55	.444	10	6	21	1	.408	2	4	11-13	55	1	1	.982
2013	.392	44-44	171	45	67	11	3	1	25	87	.509	25	7	16	1	.481	3	2	12-19	89	1	4	.957
Total	.369	90-79	306	74	113	16	7	1	40	146	.477	36	14	39	2	.452	5	7	23-32	146	2	5	.967

RETURNING STARTERS



Zac Mathie

Class ————— **Senior**
Position ————— **Outfield**
Height ————— **6'3"**
Weight ————— **220**
Hometown ————— **Millersburg, Ohio**
High School ————— **West Holmes**
Bats/Throws ————— **Left/Right**

Will bat clean-up for the fourth-straight season and start in right field, and hopes to stay healthy after missing portions of the last two years ... Possesses the tools to be one of the best players in NCAA Div. III, according to the coaching staff ... As a member of the Chillicothe Paints, batted .298 (57-for-191) with 17 doubles, five home runs, and 22 RBI and was named a starter in 2013 Prospect League All-Star Game ... Team captain ... **2013:** Selected second-team all-conference for the third consecutive year ... Hit .336 with 14 doubles and 41 RBI, despite missing 17 games (11 starts) due to a hamstring injury ... Ranked fourth in the league in RBI and seventh in two-baggers ... Named to the All-NCAC Tournament Team after going 5-for-14 (.357) with two doubles and seven RBI ... Twice equaled a team record with three doubles in a game, coming against Heidelberg (May 1) and Wis.-Stout (March 22), driving in five runs in the latter ... Started off the season 8-for-16 with two doubles, two triples, and 10 RBI through four games ... Defensively, did not record an error in right field and threw out three base runners, including two in one game vs. Montclair State (March 14) ... **2012:** Repeated on the All-NCAC Second Team, despite season-ending injury on April 22 ... Wooster was 21-11 with him, 6-7 without ... Was hitting .353 at the time of injury with 11 doubles, two home runs, and 25 RBI ... Homered in two of the last five games he played ... Doubled twice at Muskingum (March 27) ... Batted .444 during the 12-game spring break trip, highlighted by a 4-for-5, three-RBI performance in opener at LaGrange (March 11) ... **2011:** Voted the North Coast Athletic Conference Newcomer of the Year, as well as third-team all-region and second-team all-conference ... Stepped right into the starting lineup for all 39 games, mostly batting clean-up (23 games) and playing left field (26 games) ... Tied for third in the league in home runs with a team-leading five, and also among the top-10 in the NCAC in hits (54), doubles (12), and RBI (42) ... Doubled twice during a game at John Carroll (May 5) ... 5-for-14 (.357) with one double, one homer, and four RBI at NCAC tourney (April 28-29) ... Perfect 4-for-4 with double, homer, and three RBI against Hiram (April 3) ... **Prior to Wooster:** Missed senior season at West Holmes High School due to surgery ... All-conference as a junior (first-team) and sophomore (third-team), while handling the shortstop position for the Knights ... Also played quarterback as a three-year letterwinner in football ... **Personal:** Born Nov. 11, 1991 ... Son of Daniel and Kimberly Mathie ... Majoring in history.



Notes

- Recorded 42 career multi-hit games, while reaching base safely in 88 of 99 overall
- Drove in three runs and went 2-for-13 with two walks during the 2013 NCAA Div. III Championship
- Has gone 10-for-28 (.357) with three doubles, one homer, and 11 RBI during six career games at NCAC Tournament
- Ran off a team-best 16-game hitting streak (April 3-May 4, 2011) as a freshman
- Career-high four hits has occurred in two different games
- Belted a double and a home run in three games, highlighted by a 3-for-4, seven-RBI performance against Case Western Reserve April 17, 2011
- A rare lefty who has excelled against left-handed pitchers during his career, having gone 31-for-73 (.425), and also of note, has tallied team-high 32 two-out RBI over the last two seasons

Career Statistics

YEAR	AVG	GP-GS	AB	R	H	2B	3B	HR	RBI	TB	SLG%	BB	HBP	SO	GDP	OB%	SF	SH	SB-ATT	PO	A	E	FLD%
2011	.346	39-39	156	27	54	12	1	5	42	83	.532	9	2	26	1	.387	1	0	5-7	56	1	6	.905
2012	.353	32-32	116	24	41	11	1	2	25	60	.517	10	0	29	2	.402	1	0	3-4	47	0	0	1.000
2013	.336	34-28	113	19	38	14	2	2	41	62	.549	11	5	14	0	.412	2	1	0-0	67	3	0	1.000
Total	.345	105-99	385	70	133	37	4	9	108	205	.532	30	7	69	3	.399	4	1	8-11	170	4	6	.967

RETURNING STARTERS



John McLain

Class ————— **Junior**
Position ————— **Shortstop**
Height ————— **6'0"**
Weight ————— **200**
Hometown ————— **Burbank, Ohio**
High School ————— **Northwestern**
Bats/Throws ————— **Right/Right**

Returning starter at shortstop and will likely hit in the No. 2 hole again, but could possibly move around in the lineup ... Has proven to be really special defensively at times and a productive hitter ... Batted .345 (19-for-55) with 11 runs, two doubles, and five RBI during 17 games with the Marauders of the Myrtle Beach Summer Collegiate Baseball League ... **2013:** A second-team all-conference selection ... One of just two players on team to start all 45 games – 40 at shortstop and five at second base – and hit .317 with a league-leading 52 runs scored, 13 doubles, four home runs, 28 RBI, and 14 stolen bases ... Tied for 25th in NCAA Div. III in runs, and also among the top-50 in hit by pitches (14) ... Tied for fourth in the NCAC in homers and eighth in steals ... Reached base successfully five times during the NCAA Div. III Championship, going 2-for-13 with two walks and a hit by pitch ... 3-for-3 with a double, a homer, three RBI, and two stolen bases against Ohio Wesleyan (May 5) ... Career-high four hits included two doubles and a homer during a 4-for-5 performance against Oberlin (April 20) ... Stole three bases in a game vs. Denison (March 15) ... **2012:** Emerged as the starting shortstop for seven of the final eight games, while appearing in 22 total ... Batted .333 (15-for-45) with five runs, two doubles, and six RBI ... Went 3-for-6, all singles, at the NCAA Div. III Championship (May 16-17), and had a pair of hits (2-for-14), one a double, plus a walk during the conference tournament (May 3-5) ... Breakout performance was a 3-for-5 effort against Allegheny (May 1) in a must-win situation (in order to reach the postseason) ... **Prior to Wooster:** Recipient of second-team all-league recognition after batting .350 with 30 RBI as a senior at nearby Northwestern High School ... Twice lettered for the Huskies and competed in golf during the fall ... **Personal:** Born May 18, 1992 ... Son of Scott and Theresia McLain ... Majoring in history.



Notes

- Reached base safely in 47 of 55 starts with 18 multi-hit games
- Has hit 5-for-18 (.278) with two runs, one double, and one RBI while also reaching three other times (2 walks, 1 HBP) during five career NCAA Div. III Championship games
- In seven NCAC Tournament games, is 4-for-22 (.182) with six runs scored, two doubles, and an RBI, as well as walking twice
- Four career three-RBI games, highlighted by 4-for-5 game against Oberlin (April 20, 2013), in which he doubled twice and homered once while scoring four runs
- Batted better with runners on (.340; 34-for-100) than with the bases empty (.281; 18-for-64) during 2013

Career Statistics

YEAR	AVG	GP-GS	AB	R	H	2B	3B	HR	RBI	TB	SLG%	BB	HBP	SO	GDP	OB%	SF	SH	SB-ATT	PO	A	E	FLD%
2012	.333	22-10	45	5	15	2	0	0	6	17	.378	2	1	5	3	.360	2	1	1-1	23	36	7	.894
2013	.317	45-45	164	52	52	13	1	4	28	79	.482	18	14	26	3	.422	3	6	14-16	51	128	16	.918
Total	.321	67-55	209	57	67	15	1	4	34	96	.459	20	15	31	6	.410	5	7	15-17	74	164	23	.912

RETURNING STARTERS



Bryan Miller

Class _____ **Senior**
Position _____ **Catcher/Shortstop**
Height _____ **5'9"**
Weight _____ **165**
Hometown _____ **Brecksville, Ohio**
High School **Brecksville-Broadview Heights**
Bats/Throws _____ **Right/Right**



Returning starter at catcher and quietly one of the team's most effective offensive players ... Possesses a strong arm and very good speed ... Could be used as a middle infielder, if necessary ... Team captain ... **2013:** Selected all-Mideast Region by both D3baseball.com (second-team) and ABCA (third-team) ... Also first-team all-conference ... Starting catcher for 36 games and served as an offensive sparkplug as the team's second-leading hitter (.386) while primarily batting out of the No. 9 hole ... Finished fifth in the NCAC in batting average ... Came up with a number of clutch hits, resulting in the third-most RBI on team (29), and scored 31 runs ... Had a hit in all three of the Scots' games in the NCAA Div. III Championship, going 4-for-12 (.333) with one run, two RBI, and three stolen bases, all of which came vs. Penn State Behrend (May 16) ... Went 2-for-6 with two doubles and three RBI during NCAC championship game vs. Allegheny (May 10) ... Doubled, homered, and stole a base during a 3-for-5, three-RBI performance against Ohio Wesleyan (May 4) ... Combined 6-for-10 (.600) with eight RBI during three games against Hiram (April 13-14) ... Defensive standout behind the plate compiled a .977 fielding percentage and 34 assists, 12 of which came on stolen base attempts ... **2012:** Seemed to provide a spark during 37 games played (21 starts), while batting .250 overall (16-for-64) with 11 runs, five doubles, 19 RBI, and seven stolen bases ... Went 1-for-3 with an RBI as starting shortstop vs. Adrian (May 16) in Wooster's first game of NCAA Div. III Championship ... Had a sacrifice bunt, run, and RBI during lone plate appearance of NCAC tourney vs. DePauw (May 5) ... Four two-hit games, including a 2-for-4, three-RBI performance vs. Utica (March 16) ... Hit much better with runners on (.314; 11-for-35) than with the bases empty (.172; 5-for-29) ... **Prior to Wooster:** Entered 10 games, primarily as a pinch runner, during freshman season at NCAA Div. II Ashland University ... Walked during his lone plate appearance for the Eagles and scored three runs ... Second-team all-state as a junior catcher and honorable mention all-state as a senior at Brecksville-Broadview Heights High School ... A standout cross country runner for the Bees, as he was part of the Bees' fourth-place team at the state meet ... **Personal:** Born Nov. 10, 1991 ... Son of Timothy and Leslie Miller ... Majoring in business economics.

Notes

- Has hits in all four of his NCAA Div. III Championship games and 5-for-15 overall (.333) with one run, three RBI, and three stolen bases
- Two of his three hits in career NCAC Tournament action are doubles, going 3-for-13 (.231) with four runs and four RBI
- Pair of four-RBI games, both coming against Hiram on back-to-back days (April 13-14, 2013)
- Six career games with three or more hits
- Batted over .500 against left-handed pitching (.522; 12-for-23) and hit team-high .460 (23-for-50) with runners in scoring position during 2013

Career Statistics

YEAR	AVG	GP-GS	AB	R	H	2B	3B	HR	RBI	TB	SLG%	BB	HBP	SO	GDP	OB%	SF	SH	SB-ATT	PO	A	E	FLD%
2012	.250	37-21	64	11	16	5	0	0	19	21	.328	7	2	12	1	.338	1	4	7-10	58	58	3	.975
2013	.386	42-36	132	31	51	5	1	1	29	61	.462	5	5	6	2	.430	0	5	6-13	216	34	6	.977
Total	.342	79-57	196	42	67	10	1	1	48	82	.418	12	7	18	3	.398	1	9	13-23	274	92	9	.976


RETURNING STARTERS



Eddie Reese

Class ————— Senior
Position ————— Second Base/Outfield
Height ————— 6'0"
Weight ————— 195
Hometown ————— Canfield, Ohio
High School ————— Cardinal Mooney
Bats/Throws ————— Right/Right

D3baseball.com preseason All-American ... Proven to be one of the premiere players offensively in NCAA Div. III and will bat in Wooster's No. 3 hole for a third consecutive season ... Coaching staff is toying with the idea of moving him to the outfield ... Played 36 games for the North Shore Navigators of the Futures Collegiate Baseball League during the summer ... Team captain for the second year in a row ... **2013:** Named a second-team All-American by both the ABCA and D3baseball.com ... Also collected first-team all-Mideast Region honors from each organization and was voted NCAC Player of the Year ... Ranked among the NCAA Div. III leaders in total doubles (8th with 22), home runs (t-19th with 8), RBI (t-13th with 54), and slugging percentage (25th at .682), while batting .370 and scoring 50 runs ... Conference leader in doubles, homers, RBI, slugging percentage, and walks (30), and top-five in virtually every other category ... Closed the season going 4-for-6 with two doubles and two RBI vs. Wash. & Jeff. (May 17) at the NCAA Div. III Championship ... Doubled, tripled, and homered, part of a 4-for-11 line with six RBI and three walks during the NCAC Tournament ... Belted two homers and a triple during a 3-for-4, four-RBI performance against Hiram (April 13) ... Had two doubles and a home run during four at bats vs. Southern Vermont (March 20) and equaled a school record with three doubles in a game vs. then-No. 3 Wheaton (Mass.) (March 17) ... **2012:** Voted on to the All-Mideast Region Third Team by the coaches as well as first-team all-NCAC ... Served as the Scots' top offensive player in his first season as a starter, leading the squad in average (.369), runs scored (37), doubles (11), and RBI (34) ... Led the league in hits (59), while finishing ninth in average, seventh in runs, third in homers (7), tied for seventh in RBI, fifth in slugging percentage (.581), and tied for 10th in walks (17) ... Also topped the NCAC in assists, starting 30 games at shortstop before moving to second for the postseason ... NCAC Tournament MVP after getting a hit and run in each game and going 5-of-14 overall (.357) with four runs, a double, a homer, four RBI, and reaching three other times via two walks and one HBP ... Doubled twice in as many at bats at Hiram (April 17) ... Five of seven home runs came during a six-game tear (March 23-31) that saw him bat .538 (14-for-26) with 13 RBI ... **2011:** Started 10 games at a variety of positions (2B, SS, 3B, 1B, DH), including all three at the NCAC tourney (April 28-29) ... Batted .311 (14-for-45) with two doubles and two home runs ... Scored eight runs and drove in five ... Combined to go 2-for-10 during the NCAC Tournament, highlighted by a two-run homer ... Went 3-for-5 against Muskingum (April 21) ... First career homer came as a pinch hitter against Case Western Reserve (April 17) ... **Prior to Wooster:** Hit .400 with five homers and 21 triples over two years at Cardinal Mooney High School ... Quarterback for Cardinals' perennial power football program, helping team to two state championships and receiving a pair of all-conference honors ... Totaled nine letters – three in football and two each in baseball, basketball, and tennis ... **Personal:** Born on May 17, 1991 ... Son of Ed and Diane Reese ... Majoring in business economics with a minor in mathematics.



Notes

- Reached base safely in 91 of 98 starts with 37 multi-hit games
- Has batted .409 (9-for-22) with four runs, four doubles, three RBI, and three walks over five career NCAA Div. III Championship games
- Three of his 11 career hits (11-for-35) during NCAC Tournament have been home runs, while also recording 10 runs, two doubles, a triple, 12 RBI, six walks, two hit by pitches, and one steal
- Career-high four hits has occurred in four games
- Career-high four RBI has occurred in five games
- Recorded a team-leading 30 hits with runners in scoring position during 2013 (30-for-71; .423), and hit 19-for-42 (.452) with two outs during 2012

Career Statistics

YEAR	AVG	GP-GS	AB	R	H	2B	3B	HR	RBI	TB	SLG%	BB	HBP	SO	GDP	OB%	SF	SH	SB-ATT	PO	A	E	FLD%
2011	.311	23-10	45	8	14	2	0	2	5	22	.489	4	2	11	0	.392	0	2	3-5	20	24	4	.917
2012	.369	44-43	160	37	59	11	1	7	34	93	.581	17	4	28	4	.437	2	0	10-14	66	127	15	.928
2013	.370	45-45	173	50	64	22	4	8	54	118	.682	30	1	24	3	.455	5	2	2-3	87	110	18	.916
Total	.362	112-98	378	95	137	35	5	17	93	233	.616	51	7	63	7	.440	7	4	15-22	173	261	37	.921

RETURNING STARTERS



Cal Thomay

Class ————— **Senior**
Position ——— **First Base/Third Base**
Height ————— **6'3"**
Weight ————— **190**
Hometown — **Middleburg Hts., Ohio**
High School ————— **Lutheran West**
Bats/Throws ————— **Right/Right**

Quietly carved out a key role on the team, regular producing key hits and RBI ... Will likely start the season at first base, but could also be moved to third base or DH, and at the No. 7 spot in the batting order ... **2013:** Picked up honorable mention on the All-NCAC Team ... After a slow start, became the everyday starter at first base, batting .359 with 27 runs, five doubles, two homers, and 21 RBI ... Also drew 11 walks and was hit by seven pitches for a .447 on-base percentage ... Reached safely in all three games of the NCAA Div. III Championship, going 4-for-10 with one RBI while walking twice ... Selected all-tourney at the NCAC Tournament again after a 5-for-11, three-RBI performance over three games (May 9-10) ... Reached in all eight plate appearances during a doubleheader against Ohio Wesleyan (May 4) with three singles, a two-bagger, a home run, two walks, and a hit by pitch ... Set a team record with 22 putouts in the 14-inning affair with Oberlin (April 21) ... Combined for a 9-for-13, 10-RBI line during a four-game series with Hiram (April 13-14) ... **2012:** Finished the season strong as the starting third baseman defensively and using a late-season surge to hit .284 with three doubles, three home runs, and 14 RBI ... Started 26 times overall, 18 at first and eight at third ... Was issued 13 walks, third-most on the team ... All-NCAC Tournament Team selection after batting 5-for-9 with a double, a home run, and four RBI over three games ... Hit a solo homer in the second inning of the NCAC championship game vs. DePauw (May 5) ... Went 2-for-3 with a walk during his first career start at LaGrange (March 11) ... **2011:** Entered two games, once as a first baseman and once at second ... Recorded one official at bat, coming at John Carroll (May 5) ... **Prior to Wooster:** First-team all-state and also on the Academic All-Ohio Team as a senior at Lutheran High School West ... Hit .490 with 35 doubles and 35 RBI during 2010, and piled up 80 doubles and 120 RBI over his career with the Longhorns ... Four-time all-conference selection, including first-team recognition from 2008-10 ... Also a three-year letterwinner in basketball, twice earning all-conference honors in that sport ... **Personal:** Born on Nov. 8, 1991 ... Son of Mark and Joan Thomay ... Majoring in mathematics.



Notes

- Reached base safely in 48 of 56 starts with 19 multi-hit games
- Has hit .286 (4-for-14) with two runs scored and an RBI, while walking three times during four NCAA Div. III Championship games
- Excelled at last two NCAC Tournaments, combining to bat .500 (10-for-20) with two doubles, a home run, and seven RBI
- Belted a grand slam as part of a career-high five RBI against Hiram (April 14, 2013)
- Career-high three hits in three different games
- Has batted .386 (27-for-70) with runners in scoring position over the last two years

Career Statistics

YEAR	AVG	GP-GS	AB	R	H	2B	3B	HR	RBI	TB	SLG%	BB	HBP	SO	GDP	OB%	SF	SH	SB-ATT	PO	A	E	FLD%
2011	.000	2-0	1	0	0	0	0	0	0	0	.000	0	0	1	0	.000	0	0	0-0	1	1	0	1.000
2012	.284	38-26	95	12	27	3	0	3	14	39	.411	13	2	14	2	.378	1	1	1-1	176	22	7	.966
2013	.359	38-30	103	27	37	5	0	2	21	48	.466	11	7	11	3	.447	2	3	0-0	260	15	6	.979
Total	.322	78-56	199	39	64	8	0	5	35	87	.437	34	9	26	5	.413	3	4	1-1	437	38	13	.973

OTHER RETURNING LETTERWINNERS



Brett DeWester

Class _____ Senior
 Position _____ Pitcher
 Height _____ 5'10"
 Weight _____ 185
 Hometown _____ Peninsula, Ohio
 High School _____ Tipton (Ind.)
 Bats/Throws _____ Right/Right

Will split time between being a pitcher and a student coach ... Possesses good control, even throwing a splitter ... **2013:** Did not allow an earned run in three appearances, throwing one inning of middle relief each time ... Had a 1-2-3 inning at No. 8 ranked Marietta (April 25) ... Struck out two of the three batters he faced at Kenyon (March 30) ... **2012:** Earned two wins, working 3.0 innings of scoreless relief vs. Utica (March 16) and 1.0 scoreless inning at John Carroll (May 6), while highlight was shutting out perennial regional power Heidelberg (April 24) for an inning ... **2011:** Did not make an appearance ... **Prior to Wooster:** Twice an all-conference selection at Tipton High School ... Named the Blue Devils' most valuable pitcher his junior and senior seasons after coming back from a torn ligament in his elbow ... Lettered four times in baseball and twice in football ... **Personal:** Born on Nov. 29, 1991 ... Is the son of Kim DeWester, and the late Gary DeWester ... Majoring in history.

Career Statistics

YEAR	G	GS	CG	W-L	SV	IP	H	ER	BB	SO	ERA
2011	0	0	0	0-0	0	0.0	0	0	0	0	0.00
2012	4	0	0	2-0	0	6.0	2	2	3	3	3.00
2013	3	0	0	0-0	0	3.0	2	0	2	2	0.00
Total	7	0	0	2-0	0	9.0	4	2	5	5	2.00



Chris Fafalios

Class _____ Sophomore
 Position _____ Outfield
 Height _____ 6'0"
 Weight _____ 195
 Hometown _____ Ontario, Canada
 High School _____ King City Secondary School
 Bats/Throws _____ Right/Right

Has worked hard to get stronger and will be a candidate in the outfield after this year's large senior class graduates, according to the coaching staff ... **2013:** Made one appearance, pinch hitting against Hiram (April 13) ... Received a letter ... **Prior to Wooster:** Team MVP as a senior at King City Secondary School ... Accumulated 14 doubles, three home runs, 36 RBI, and 30 steals during his career with the Lions ... Also ran cross country ... **Personal:** Born on Sept. 22, 1994 ... Son of George and Bess-Marie Fafalios ... Majoring in business economics.




Shane Gallagher

Class _____ Senior
 Position _____ Outfield
 Height _____ 5'10"
 Weight _____ 195
 Hometown _____ Sarver, Pa.
 High School _____ Freeport
 Bats/Throws _____ Left/Right

Has produced when given the opportunity the past couple of years and now in contention for the starting position in left field ... Might be team's best base runner ... **2013:** Started 12 games and appeared in 23 others ... Batted .280 with five extra-base hits and 11 RBI ... Stole six bases in eight attempts ... Entered all three NCAA Div. III Championship games, including going 1-for-3 vs. Wash. & Jeff. (May 17) ... Doubled twice in three at bats against Hiram (April 13) ... Perfect 3-for-3 with a double against Muskingum (April 4) ... **2012:** Performed well when given the chance, winding up with a .375 average (9-for-24), two doubles, three RBI, and seven walks ... Defensive replacement during one game of the NCAA Div. III Championship, while season highlight was going 3-for-4 with two runs, double, and RBI against No. 1 ranked Marietta (April 25) ... **2011:** Did not enter a game ... **Prior to Wooster:** Second-team all-conference award winner in baseball at Freeport High School ... Twice all-conference in hockey and lettered all four years in that sport for the Yellow Jackets ... **Personal:** Born Oct. 16, 1991 ... Son of Sharyn Gallagher and Gary Gallagher ... Majoring in communication studies.

Career Statistics

YEAR	G	AB	R	H	2B	3B	HR	RBI	AVG	SO	BB	SB
2011	0	0	0	0	0	0	0	0	.000	0	0	0-0
2012	21	24	11	9	2	0	0	3	.375	3	7	2-3
2013	35	50	11	14	4	1	0	11	.280	12	6	6-8
Total	56	74	22	23	6	1	0	14	.311	15	13	8-11



Joey Gilmore

Class _____ Sophomore
 Position _____ Outfield
 Height _____ 6'0"
 Weight _____ 195
 Hometown _____ Columbus, Ohio
 High School _____ St. Charles Prep
 Bats/Throws _____ Right/Right

Could see action in left field this season and will be the likely starter in center in the future ... One of the fastest players on the team and possesses one of the strongest arms among the outfielders ... **2013:** Appeared frequently as a pinch runner, entering 16 games overall ... Pinch ran in one of the Scots' NCAA Div. III Championship games and in the NCAC Tournament championship game, scoring in the latter ... Singled in first career at bat vs. Southern Vermont (March 20) ... **Prior to Wooster:** First-team all-Central Catholic League in both baseball and cross country as a junior and senior at St. Charles Preparatory School ... Batted .350 with four homers during career with the Cardinals ... **Personal:** Born on April 1, 1994 ... Son of Robert and Kristin Gilmore ... Majoring in history with a minor in education.

Career Statistics

YEAR	G	AB	R	H	2B	3B	HR	RBI	AVG	SO	BB	SB
2013	16	3	4	1	0	0	0	0	.333	2	0	1-1
Total	16	3	4	1	0	0	0	0	.333	2	0	1-1

OTHER RETURNING LETTERWINNERS



Jon Huisel

Class _____ **Senior**
Position _____ **Pitcher**
Height _____ **6'6"**
Weight _____ **225**
Hometown _____ **Gurnee, Ill.**
High School _____ **Carmel Catholic**
Bats/Throws _____ **Right/Right**

Will get some regular innings again, probably as a middle reliever ... Continued to work hard on his side-arm delivery ... **2013:** Made nine appearances, one coming vs. Thomas More (May 15) in the NCAA Div. III Championship ... Twice received an inning of work against nationally-ranked Marietta ... Struck out a pair in one inning vs. Southern Vermont (March 20) ... **2012:** Entered five games in relief and only yielded a single run over 9.0 innings ... Tossed 3.0 scoreless innings at traditional regional power Heidelberg (April 24) ... **2011:** Pitched a 1-2-3 inning in his only appearance, coming against Denison (April 22) ... Struck out one ... **Prior to Wooster:** Went 6-1 with a 2.10 ERA while leading Carmel Catholic High School to a conference championship his senior year ... Tied for the fourth-fewest walks allowed in a season in Illinois state history as a junior ... Also started three seasons for the Corsairs' basketball team, earning two all-area mentions ... Performed 200 hours of community service during high school ... **Personal:** Born Oct. 24, 1991 ... Son of James and Rose Huisel ... Majoring in business economics with a minor in communication studies.

Career Statistics

YEAR	G	GS	CG	W-L	SV	IP	H	ER	BB	SO	ERA
2011	1	0	0	0-0	0	1.0	0	0	0	1	0.00
2012	5	0	0	0-0	0	9.0	9	1	1	2	1.00
2013	9	0	0	0-0	0	7.1	6	7	3	6	8.59
Total	15	0	0	0-0	0	17.1	15	8	4	9	4.15



Zach Klein

Class _____ **Senior**
Position _____ **Pitcher**
Height _____ **5'9"**
Weight _____ **180**
Hometown _____ **Pittsburgh, Pa.**
High School _____ **Plum**
Bats/Throws _____ **Right/Right**

Will be a regular factor on the pitching staff, possibly transitioning from relief to a starting role ... Enters season in the greatest shape he's been in after working very hard, according to the coaching staff ... **2013:** Started out the year as the team's closer and wound up with a 1-1 record, three saves, 3.98 ERA, and 16 strikeouts in 20.1 innings ... Second in the NCAC in appearances (18) and tied for fourth in saves ... Pitched 1.0 inning during the NCAC championship game vs. Allegheny (May 10) ... Earned save during season-high 2.1 innings vs. Wis.-Stout (March 22) and another 2.0 inning save vs. Salem State (March 14) ... **2012:** Was effective during 11 games and 18.1 innings, compiling a 2-0 record, three saves, and a 3.44 ERA ... Picked up wins at Oberlin (April 22) and against Case Western Reserve (April 13), equaling career highs in innings (4.0) and strikeouts (3) in the former ... Also had a save the day prior at Oberlin (April 21) ... **2011:** Made eight appearances, totaling 13.0 innings of work ... Posted a 7.62 ERA and eight strikeouts ... Struck out three in 2.2 innings vs. Wis.-Oshkosh (March 20), while season-high 4.0 innings came vs. Montclair State (March 17) ... Also started three games at third base and played in others there, accumulating a .273 average (3-for-11), four runs scored, and four RBI ... **Prior to Wooster:** Received all-section recognition via a .400 average and a 1.11 ERA (56.1 innings) during his senior season at Plum Senior High School ... Three-year letterwinner for the Mustangs, including 2008 when they were WPIAL runner-ups ... **Personal:** Born Dec. 15, 1991 ... Son of Stephen and Shari Klein ... Majoring in business economics with a minor in communication studies.

Career Statistics

YEAR	G	GS	CG	W-L	SV	IP	H	ER	BB	SO	ERA
2011	8	0	0	0-1	0	13.0	18	11	7	8	7.62
2012	11	0	0	2-0	3	18.1	14	7	7	12	3.44
2013	18	0	0	1-1	3	20.1	20	9	14	16	3.98
Total	37	0	0	3-1	6	51.2	52	27	28	36	4.70



Nick Langer

Class _____ **Sophomore**
Position _____ **Pitcher**
Height _____ **5'11"**
Weight _____ **150**
Hometown _____ **Armonk, N.Y.**
High School _____ **The Masters School**
Bats/Throws _____ **Right/Right**

Probably still a year away from making an impact due to the number of seniors on the pitching staff ... Has gotten stronger and may be a future contributor ... **2013:** Did not make an appearance ... **Prior to Wooster:** Honorable mention all-league as a senior at The Masters School ... Four-year letterwinner in baseball with the Panthers ... **Personal:** Born Nov. 11, 1994 ... Is the son of Robert and Katerina Langer ... Majoring in mathematics with minors in computer science and Russian studies.

OTHER RETURNING LETTERWINNERS



Kenny Reckart

Class _____ **Sophomore**
Position _____ **Second Base/Shortstop**
Height _____ **5'10"**
Weight _____ **165**
Hometown _____ **Middleburg Hts., Ohio**
High School _____ **Midpark**
Bats/Throws _____ **Left/Right**

Possesses one of the best gloves on the team and will be a regular factor in the middle of the infield ... Strong candidate for a future starting role ... **2013:** Played in 18 games, frequently a defensive replacement late in games ... Accounted himself well at the plate when given the opportunity, batting .333 (4-for-12) with four RBI ... Appeared in one of the Scots' NCAA Div. III Championship games, recording two assists vs. Thomas More (May 15) ... Saw spot duty during the NCAC Tournament, driving in one run ... **Prior to Wooster:** Two-time selection on the All-Southwest Conference Team at Midpark High School ... Helped the Meteors to a 19-8 record, the most wins in school history, and a district championship in 2011 when he batted .360 with 32 RBI ... Upped his average to .400 as a senior ... Also lettered twice in basketball ... **Personal:** Born July 4, 1994 ... Son of Timothy and Diana Reckart ... Majoring in business economics.

Career Statistics

YEAR	G	AB	R	H	2B	3B	HR	RBI	AVG	SO	BB	SB
2013	18	12	0	4	0	0	0	4	.333	0	0	0-0
Total	18	12	0	4	0	0	0	4	.333	0	0	0-0




Mike Ries

Class _____ **Senior**
Position _____ **Outfield**
Height _____ **5'9"**
Weight _____ **175**
Hometown _____ **Streetsboro, Ohio**
High School _____ **Field**
Bats/Throws _____ **Right/Right**

Career slowed by a significant knee injury, but stuck with it ... Very talented offensive player, according to the coaching staff, who will get looks at DH as well as continued pinch-hitting duty ... **2013:** Effective during limited action, hitting .400 (4-for-10) with five RBI ... Delivered two-run singles as a pinch hitter against Hiram (April 14) and Muskingum (April 4) ... 2-for-2 with an RBI vs. Mount St. Joseph (March 11) ... **2012:** Did not play due to injury ... **2011:** Showed promise, going 2-for-10 with three RBI ... Also walked five times for a .467 on-base percentage ... Pinch hit and earned a walk vs. Wabash (April 29) in NCAC Tournament ... Singled in two runs vs. Scranton (March 22) and other hit came against traditional power Wis.-Oshkosh (March 20) ... **Prior to Wooster:** Named to the All-Portage Trail Conference Team three times in baseball and twice in football at Field High School ... First-team selection as a senior after batting .380 with three homers ... Three-year letterwinner in both baseball and football with the Falcons ... **Personal:** Born on May 25, 1992 ... Son of Jennifer Lescsak and Michael Ries ... Majoring in mathematics.

Career Statistics

YEAR	G	AB	R	H	2B	3B	HR	RBI	AVG	SO	BB	SB
2011	15	10	1	2	0	0	0	3	.200	0	5	0-0
2012	0	0	0	0	0	0	0	0	.000	0	0	0-0
2013	10	10	1	4	0	0	0	5	.400	3	2	0-0
Total	25	20	2	6	0	0	0	8	.300	3	7	0-0



Jon Rothman

Class _____ **Senior**
Position _____ **Pitcher**
Height _____ **6'3"**
Weight _____ **220**
Hometown _____ **St. Louis, Mo.**
High School _____ **Whitfield School**
Bats/Throws _____ **Left/Right**

Converted catcher turned into the team's top middle relief pitcher ... Will likely play a similar role this season as the coaching staff is confident in his ability to throw strikes ... **2013:** Breakout season saw the former catcher lead the league in pitching appearances with 22 ... Went 2-1 with a save and 4.33 ERA in 27.0 innings ... Entered one NCAA Div. III Championship game (May 15) and two NCAC Tournament games (May 9) ... Went a season-high 2.1 innings against John Carroll (April 30) ... Did not allow a base runner over 2.0 innings and notched a save vs. then-No. 3 ranked Wheaton (Mass.) (March 17) ... **2012:** Was brought into six games, including first career start at catcher at John Carroll (May 6) ... Walked in two of his six plate appearances ... Delivered an RBI via a sacrifice fly in the John Carroll game ... Drew a walk vs. traditional power Rowan (March 12) ... **2011:** Developed into the No. 2 catcher, entering four games as a defensive replacement, all after April 3 ... Did not get a plate appearance ... **Prior to Wooster:** Whitfield School's Pitcher of the Year as a junior and senior ... Also co-captain of the Warriors during 2010 campaign ... Lettered all four seasons in baseball and once in basketball ... **Personal:** Born Feb. 22, 1992 ... Son of Dr. Steven Rothman and Dr. Lynne Kipnis ... Majoring in sociology.

Career Statistics

YEAR	G	GS	CG	W-L	SV	IP	H	ER	BB	SO	ERA
2011	0	0	0	0-0	0	0.0	0	0	0	0	0.00
2012	0	0	0	0-0	0	0.0	0	0	0	0	0.00
2013	22	0	0	2-1	1	27.0	29	13	7	6	4.33
Total	22	0	0	2-1	1	27.0	29	13	7	6	4.33

OTHER RETURNING LETTERWINNERS



Hank Schlueter

Class _____ Sophomore
 Position _____ Pitcher
 Height _____ 6'0"
 Weight _____ 230
 Hometown _____ New Springfield, Ohio
 High School _____ Columbiana
 Bats/Throws _____ Left/Left

One of the strongest pitchers on the team and a southpaw to boot ... Should see an uptick in innings ... Quality fastball, but still working on consistency of other pitches ... **2013:** Pitched four games as a freshman, highlighted by a 3.0-inning start against Heidelberg (May 1) ... Struck out two of the three batters he faced in collegiate debut vs. Southern Vermont (March 20) ... **Prior to Wooster:** Three-time all-league award winner, including second-team honors as a junior and senior, at Columbiana High School ... Also excelled at soccer, earning all-district and all-county accolades ... Lettered nine times with the Clippers, four apiece in baseball and soccer and once in basketball ... **Personal:** Born Sept. 1, 1993 ... Son of Michael and Julie Schlueter ... Majoring in chemistry.

Career Statistics

YEAR	G	GS	CG	W-L	SV	IP	H	ER	BB	SO	ERA
2013	4	1	0	0-0	0	7.0	6	2	2	4	2.57
Total	4	1	0	0-0	0	7.0	6	2	2	4	2.57



Jacob Solomon

Class _____ Sophomore
 Position _____ Outfield
 Height _____ 5'11"
 Weight _____ 205
 Hometown _____ Independence, Ohio
 High School _____ Independence
 Bats/Throws _____ Right/Right

Is in the outfield mix, but may be difficult to find at bats with three seniors slated for starting positions ... Coaching staff is confident in his abilities if he's pressed into action ... **2013:** Entered eight games as a freshman, recording one hit in two at bats and also being hit by two pitches ... Defensive replacement in NCAC championship game vs. Allegheny (May 10) ... First career hit came against Hiram (April 13) and delivered an RBI in first career at bat vs. Southern Vermont (March 20) ... **Prior to Wooster:** All-state football and baseball player at Independence High School, earning special mention (Div. V) as a senior in football and second-team honors (Div. III) as a junior in baseball ... Hit .463 with four doubles, three triples, three homers, and 20 RBI that season ... Two-time team captain for the Blue Devils' baseball team as well ... **Personal:** Born April 17, 1994 ... Son of Jerome and Kathleen Solomon ... Majoring in mathematics with a minor in education.

Career Statistics

YEAR	G	AB	R	H	2B	3B	HR	RBI	AVG	SO	BB	SB
2013	8	2	4	1	0	0	0	1	.500	0	0	0-0
Total	8	2	4	1	0	0	0	1	.500	0	0	0-0



Brendan Taylor

Class _____ Junior
 Position _____ First Base
 Height _____ 6'3"
 Weight _____ 215
 Hometown _____ Rittman, Ohio
 High School _____ Archbishop Hoban
 Bats/Throws _____ Right/Left

Has continued to come on strong and will be a possibility to start the majority of time at DH, according to the coaching staff ... **2013:** Performed well in 18 games (7 starts), batting .276 with seven runs scored, three doubles, and two RBI ... Pinch hit vs. Wash. & Jeff. (May 17) in NCAA Div. III Championship game and walked in lone plate appearance of NCAC Tournament vs. Allegheny (May 10) ... Doubled in three consecutive mid-season starts (April 4-7) ... **2012:** Did not enter a game ... **Prior to Wooster:** Helped Archbishop Hoban High School to 2011 state runner-up finish, batting .402 with five home runs and 33 RBI ... First-team all-league pick that season and three-year letterwinner overall for the Knights ... **Personal:** Born Feb. 14, 1993 ... Son of Brian and Martha Taylor ... Majoring in business economics.

Career Statistics

YEAR	G	AB	R	H	2B	3B	HR	RBI	AVG	SO	BB	SB
2012	0	0	0	0	0	0	0	0	.000	0	0	0-0
2013	18	29	7	8	3	0	0	2	.276	12	6	0-0
Total	18	29	7	8	3	0	0	2	.276	12	6	0-0

OTHER RETURNING LETTERWINNERS



Frank Vance

Class _____ Junior
 Position _____ Third Base
 Height _____ 6'0"
 Weight _____ 205
 Hometown _____ Coraopolis, Pa.
 High School _____ Bishop Canevin
 Bats/Throws _____ Left/Right

Looks to carry over the momentum from the end of last season ... Likely starter at third base or could DH and will be placed in the middle of the order, possibly the No. 6 hole ... Possesses strong potential offensively with a great, natural left-handed swing ... **2013:** Steadily improved during the season as he was coming off knee surgery at the end of the fall and wound up producing a .360 average, seven doubles, and 16 RBI during 32 games (16 starts) ... Started all six postseason games (NCAA Div. III Championship, NCAC Tournament) as the DH and excelled with a .500 average (13-for-26), two doubles, and seven RBI during that stretch ... Earned a spot on the all-NCAC Tournament Team (.583, two doubles, six RBI), highlighted by a 4-for-4, three-RBI performance during championship game vs. Allegheny (May 10) ... **2012:** Performed well when given the opportunity, batting .381 (16-for-42) with five runs, two doubles, and four RBI during 31 games (six starts) ... Appeared in both of the Scots' NCAA Div. III Championship games, including a start at third vs. Wash. & Jeff. (May 17), and was a bright spot, going 2-for-3 with two walks ... Also played in two NCAC Tournament games and hit 1-for-3 in them ... Season-best outing was 3-for-4 and two runs scored at Hiram (April 17) ... Had singles in his first two collegiate at bats ... **Prior to Wooster:** Batted .489 (22-for-45) as a junior at Bishop Canevin High School en route to all-section honors that season ... Standout hockey player for the Crusaders, leading them to 2011 state championship ... *Post-Gazette's* West Xtra high school hockey player of the year after totaling 52 points that season and 183 for his career ... Also competed in golf, shooting the low round (77) in the WPIAL Division 2 finals as a junior ... Totaled nine varsity letters - four in hockey, three in baseball, and two in golf ... **Personal:** Born July 6, 1993 ... Son of Ken and Linda Vance ... Majoring in business economics.

Career Statistics

YEAR	G	AB	R	H	2B	3B	HR	RBI	AVG	SO	BB	SB
2012	31	42	5	16	2	0	0	4	.381	6	5	0-1
2013	32	75	16	27	7	0	0	16	.360	8	5	0-0
Total	63	117	21	43	9	0	0	20	.368	14	10	0-1



Ian Vernier

Class _____ Junior
 Position _____ Catcher
 Height _____ 6'0"
 Weight _____ 205
 Hometown _____ Louisville, Ohio
 High School _____ St. Thomas Aquinas
 Bats/Throws _____ Right/Right

Expected to see a few more starts at catcher and will be the likely full-time starter there in 2015 ... Has made significant improvements since joining the program, both defensively and in terms of strength ... **2013:** Team's No. 2 catcher made nine starts and 19 total appearances ... Went 8-for-31 (.258) at the plate with three doubles and six RBI ... Entered one NCAC Tournament game (May 9) ... Season-best 2-for-3 with two runs, a double, and an RBI vs. Southern Vermont (March 20) ... Defensively, threw one of five base stealers out ... **2012:** Did not enter a game ... **Prior to Wooster:** Batted .321 with 21 RBI as a senior, while helping St. Thomas Aquinas High School to a district runner-up finish ... Lettered three times in baseball as well as three times in football for the Knights ... **Personal:** Born May 16, 1993 ... Son of Bruce and Jen Vernier ... Majoring in mathematics.

Career Statistics

YEAR	G	AB	R	H	2B	3B	HR	RBI	AVG	SO	BB	SB
2012	0	0	0	0	0	0	0	0	.000	0	0	0-0
2013	19	31	5	8	3	0	0	6	.258	5	5	1-2
Total	19	31	5	8	3	0	0	6	.258	5	5	1-2



Zach Woullard

Class _____ Sophomore
 Position _____ Pitcher
 Height _____ 6'4"
 Weight _____ 220
 Hometown _____ Canton, Ohio
 High School _____ Jackson
 Bats/Throws _____ Right/Right

One of leading candidates for the No. 4 spot in the starting rotation and possibly the program's future ace ... Has matured and ready to turn his good arm strength into being a front-line pitcher, according to the coaching staff ... **2013:** Appeared in eight games, working 8.2 innings ... Struck out three and compiled a 6.23 ERA ... Pitched against several high-caliber opponents, including a season-high 2.0 innings at Marietta (April 25) as well as Case Western Reserve, Johns Hopkins twice, and Montclair State ... **Prior to Wooster:** Selected to the All-Federal League Second Team as a senior after helping Jackson High School to a 20-6 record ... Went 4-1 with a 2.23 ERA for the Polar Bears ... **Personal:** Born on Aug. 26, 1994 ... Son of Keri Sullivan and Jason Woullard ... Majoring in business economics with a minor in Spanish.

Career Statistics

YEAR	G	GS	CG	W-L	SV	IP	H	ER	BB	SO	ERA
2013	8	0	0	0-0	0	8.2	11	6	4	3	6.23
Total	8	0	0	0-0	0	8.2	11	6	4	3	6.23

NEWCOMERS



Nick Buckingham

Class _____ Freshman
 Position _____ Pitcher
 Height _____ 6'2"
 Weight _____ 170
 Hometown _____ Wooster, Ohio
 High School _____ Wooster
 Bats/Throws _____ Left/Right



Michael Houdek

Class _____ Freshman
 Position _____ Pitcher
 Height _____ 6'5"
 Weight _____ 180
 Hometown _____ Cleveland Hts., Ohio
 High School _____ Cleveland Heights
 Bats/Throws _____ Left/Left



Connor Goetz

Class _____ Freshman
 Position _____ Pitcher
 Height _____ 5'9"
 Weight _____ 195
 Hometown _____ Cohasset, Mass.
 High School _____ Cohasset
 Bats/Throws _____ Right/Right



Jake Kail

Class _____ Freshman
 Position _____ Outfield
 Height _____ 5'10"
 Weight _____ 180
 Hometown _____ Waynesburg, Ohio
 High School _____ Sandy Valley
 Bats/Throws _____ Left/Left



Kevin Hagen

Class _____ Freshman
 Position _____ Catcher/Third Base
 Height _____ 6'3"
 Weight _____ 180
 Hometown _____ Brecksville, Ohio
 High School _____ St. Ignatius
 Bats/Throws _____ Right/Right



Jamie Lackner

Class _____ Freshman
 Position _____ First Base
 Height _____ 6'4"
 Weight _____ 245
 Hometown _____ Westlake, Ohio
 High School _____ Westlake
 Bats/Throws _____ Right/Right

Garret Hodos

Class _____ Freshman
 Position _____ Pitcher
 Height _____ 6'0"
 Weight _____ 200
 Hometown _____ Piedmont, Calif.
 High School _____ Piedmont
 Bats/Throws _____ Right/Right



Ryan Ostendorf

Class _____ Freshman
 Position _____ Catcher
 Height _____ 6'0"
 Weight _____ 185
 Hometown _____ West Chester, Ohio
 High School _____ Lakota West
 Bats/Throws _____ Right/Right

NEWCOMERS




Jacob Pries

Class _____ Freshman
Position _____ Pitcher
Height _____ 5'11"
Weight _____ 190
Hometown _____ Wadsworth, Ohio
High School _____ Highland
Bats/Throws _____ Right/Right




Alex Tench

Class _____ Freshman
Position _____ Third Base/Catcher
Height _____ 6'0"
Weight _____ 190
Hometown _____ Hudson, Ohio
High School _____ Hudson
Bats/Throws _____ Right/Right



Danny Reese

Class _____ Junior
Position _____ Pitcher
Height _____ 5'11"
Weight _____ 160
Hometown _____ Canfield, Ohio
High School _____ Cardinal Mooney
Bats/Throws _____ Right/Right



Michael Whitaker

Class _____ Freshman
Position _____ Pitcher
Height _____ 6'0"
Weight _____ 180
Hometown _____ Alliance, Ohio
High School _____ Alliance
Bats/Throws _____ Right/Right



Tyler Schuch

Class _____ Freshman
Position _____ Pitcher
Height _____ 5'8"
Weight _____ 175
Hometown _____ Wooster, Ohio
High School _____ Triway
Bats/Throws _____ Rght/Left



Joe Superick

Class _____ Sophomore
Position _____ Second Base
Height _____ 5'11"
Weight _____ 195
Hometown _____ Uniontown, Pa.
High School _____ Uniontown
Bats/Throws _____ Right/Right

2013 SEASON RECAP

Scots Dominating Run Through NCAC Tourney Highlights 2013

Wooster has won more North Coast Athletic Conference baseball championships than any other, the count at 15 now, but 2013's may have been one of its most memorable due to the sheer dominance the Fighting Scots displayed in Chillicothe, Ohio.

After easily sweeping past Ohio Wesleyan University in three games – 11-3, 15-5, and 12-6 – during the new NCAC Cross-Over Series format to qualify for the four-team conference tournament, Wooster, the No. 1 seed from the East Division (12-3), maintained that momentum. First, an 11-3 triumph over postseason newcomer Oberlin College, then a 10-2 victory against Allegheny College to reach the championship round, and the Scots quickly closed it out, dismantling the Gators 18-6 in a rematch of the traditional rivals. All told, that is a 77-25 margin over just six games, including the cross-over series.

Wooster seemed ready to make a serious run during the NCAA Div. III Championship, but started play at the Midwest Regional in Terre Haute, Ind., with a 20-4 loss to sixth-seeded Thomas More College that is still hard to fathom. The No. 3 seed Scots battled back, edging Penn State Behrend 3-2 in an elimination game and playing a 13-inning marathon with Washington & Jefferson. The Presidents eventually took the thriller, 8-7, as Wooster concluded with a 33-12 record, its first 30-win season since 2010.

The Scots returned to having one of the best offenses in the country, ranking among the top-20 in team batting average (.324), scoring (8.1 rpg), doubles (117), home runs (23), and slugging percentage (.460) among other categories.

Individually, junior second baseman **Eddie Reese** (Canfield, Ohio) paved the way. A second-team All-American pick by both the American Baseball Coaches Association and D3baseball.com and the NCAC Player of the Year, Reese batted .370 with 22 doubles, eight home runs, and 54 RBI. The 22 two-baggers tied for the sixth-most in a single-season at Wooster.

Junior outfielder **Jarrod Mancine** (Sarver, Pa.) set the table for the offense, hitting a team-high .392 with 11 doubles and 12 stolen bases out of the leadoff spot, while joining he and Reese with first-team all-NCAC status was junior catcher **Bryan Miller** (Brecksville, Ohio). In addition to his standout defense, Miller was Wooster's second-leading hitter at .386.

Other All-NCAC Team position players were junior right fielder **Zac Mathie**

(Millersburg, Ohio), sophomore shortstop **John McLain** (Burbank, Ohio), and junior first baseman **Cal Thomay** (Middleburg Hts., Ohio). Mathie, the clean-up hitter, overcame a mid-season hamstring injury to bat .336 with 14 doubles and 41 RBI, McLain offered a .317 average with 13 doubles plus some outstanding defensive plays, and Thomay registered the team's fourth-best batting average (.359).

In addition, senior **Ryan Miner** (Birmingham, Mich.) closed his career by snagging most any fly ball that was hit to centerfield and hit a career-high .307 with 17 stolen bases, junior third baseman **Craig Day** (Millersburg, Ohio) was also a .300 hitter (.302), and senior **Johnathan Ray** (Columbus, Ohio) was regularly in the lineup at DH, providing leadership and a .309 on-base percentage.

The Scots' success on the mound started with senior southpaw **Keenan White** (Dublin, Ohio), who after being slowed by injury in 2012 bounced back for the NCAC Pitcher-of-the Year award, and also included juniors **Steve Hagen** (Brecksville, Ohio), **Matt Felvey** (Evanston, Ill.), and **Kyle Koski** (Highland Hts., Ohio).

White won his first 12 decisions, leading NCAA Div. III in wins for a while, and wound up with a sub-3.00 ERA (2.90) and more than a strikeout per inning with 85 over 80.2, while Hagen spent even more time out there, totaling 91.1 innings, during which he went 8-3 with a 2.56 ERA and 61 strikeouts with just 12 walks.

Felvey emerged as a very solid No. 3 starter, posting a 3.52 ERA over 69.0 innings, while the hard-throwing Koski compiled the best ERA of the group at 2.14 in 52.2 innings.



Senior southpaw Keenan White won his first 12 decisions, leading all of NCAA Div. III in wins at one point, and received honorable mention on the D3baseball.com All-America Team after finishing with the 12 wins (12-2), a sub-3.00 ERA (2.90), and 85 strikeouts in 80.2 innings. Wooster's ace also was the conference Pitcher of the Year.

2013 RESULTS

Game-By-Game Results

Date	Opponent	Score	Record	Pitcher
Mar. 10	vs. No. 3 Marietta [^]	L, 10-15	0-1	Steve Hagen
Mar. 11	vs. Mount St. Joseph [^]	W, 13-8	1-1	Keenan White
Mar. 14	vs. Montclair State [^]	L, 4-10	1-2	Kyle Koski
Mar. 14	vs. Salem State [^]	W, 8-7	2-2	Matt Felvey
Mar. 15	vs. Denison [^]	L, 4-5 (10)	2-3	Zach Klein
Mar. 16	vs. Wheaton (Ill.) [^]	W, 8-2	3-3	Keenan White
Mar. 17	vs. No. 3 Wheaton (Mass.) [^]	W, 3-0	4-3	Kyle Koski
Mar. 19	vs. Johns Hopkins [^]	L, 3-4	4-4	Jon Rothman
Mar. 20	vs. Southern Vermont [^]	W, 11-0	5-4	Steve Hagen
Mar. 21	vs. Nichols [^]	W, 7-0	6-4	Keenan White
Mar. 22	vs. Wis.-Stout [^]	W, 9-4	7-4	Kyle Koski
Mar. 23	vs. Johns Hopkins [^]	L, 2-5	7-5	Matt Felvey
Mar. 29	at Kenyon*	W, 11-6	8-5	Keenan White
Mar. 29	at Kenyon*	W, 11-3	9-5	Steve Hagen
Mar. 30	at Kenyon*	L, 1-9	9-6	Kyle Koski
Mar. 31	at Kenyon*	W, 5-3	10-6	Zach Klein
Apr. 4	MUSKINGUM	W, 14-1	11-6	Keenan White
Apr. 6	WABASH	W, 4-0	12-6	Steve Hagen
Apr. 6	WABASH	W, 5-2	13-6	Kyle Koski
Apr. 7	at Case Western Reserve	W, 9-7	14-6	Keenan White
Apr. 7	at Case Western Reserve	L, 4-5	14-7	Matt Felvey
Apr. 9	at Baldwin Wallace	W, 9-3	15-7	Jon Rothman
Apr. 13	HIRAM*	W, 20-1	16-7	Keenan White
Apr. 13	HIRAM*	W, 12-2	17-7	Matt Felvey
Apr. 14	HIRAM*	W, 9-1	18-7	Steve Hagen
Apr. 14	HIRAM*	W, 13-2	19-7	Kyle Koski
Apr. 20	OBERLIN*	W, 7-0	20-7	Keenan White
Apr. 20	OBERLIN*	W, 15-5	21-7	Matt Felvey
Apr. 21	OBERLIN*	L, 1-3 (14)	21-8	Steve Hagen
Apr. 21	OBERLIN*	W, 2-1	22-8	Kyle Koski
Apr. 25	at No. 8 Marietta	L, 5-9	22-9	Patrick Boyle
Apr. 27	at Allegheny*	W, 2-1	23-9	Keenan White
Apr. 27	at Allegheny*	L, 5-6 (10)	23-10	Steve Hagen
Apr. 28	at Allegheny*	W, 13-4	24-10	Steve Hagen
Apr. 30	JOHN CARROLL	W, 10-1	25-10	Kyle Koski
May 1	HEIDELBERG	W, 4-3 (10)	26-10	Jon Rothman
May 4	OHIO WESLEYAN*	W, 11-3	27-10	Keenan White
May 4	OHIO WESLEYAN*	W, 15-5	28-10	Matt Felvey
May 5	OHIO WESLEYAN*	W, 12-6	29-10	Steve Hagen
May 9	vs. Oberlin@	W, 11-3	30-10	Keenan White
May 9	vs. Allegheny@	W, 10-2	31-10	Steve Hagen
May 10	vs. Allegheny@	W, 18-6	32-10	Keenan White
May 15	vs. Thomas More!	L, 4-20	32-11	Keenan White
May 16	vs. Penn State Behrend!	W, 3-2	33-11	Steve Hagen
May 17	vs. Washington & Jefferson!	L, 7-8 (13)	33-12	Keenan White

[^] indicates spring break games in Florida


* indicates North Coast Athletic Conference East Division games

@ indicates North Coast Athletic Conference Tournament at Chillicothe, Ohio

! indicates NCAA Div. III Baseball Championships at Terre Haute, Ind.



Johnathan Ray struggled a bit as a senior, but he started for three seasons and was a first-team all-conference honoree his junior season when he batted .364.



The speedy Ryan Miner played a near-perfect centerfield (one error) and also contributed offensively with a .307 average and 17 stolen bases in 19 attempts.

2013 STATISTICS

The Automated ScoreBook Overall Statistics for College of Wooster (2013 Season) (All games Sorted by Batting avg)

Record: 33-12 Home: 15-1 Away: 7-4 Neutral: 11-7 Conference: 15-3

Player	avg	gp-gs	ab	r	h	2b	3b	hr	rbi	tb	slg%	bb	hp	so	gdp	ob%	sf	sh	sb-att	po	a	e	fld%
7 Jarrod Mancine	.392	44-44	171	45	67	11	3	1	25	87	.509	25	7	16	1	.481	3	2	12-19	89	1	4	.957
17 Bryan Miller	.386	42-36	132	31	51	5	1	1	29	61	.462	5	5	6	2	.430	0	5	6-13	216	34	6	.977
4 Eddie Reese	.370	45-45	173	50	64	22	4	8	54	118	.682	30	1	24	3	.455	5	2	2-3	87	110	18	.916
19 Cal Thomay	.359	38-30	103	27	37	5	0	2	21	48	.466	11	7	11	3	.447	2	3	0-0	260	15	6	.979
5 Zac Mathie	.336	34-28	113	19	38	14	2	2	41	62	.549	11	5	14	0	.412	2	1	0-0	67	3	0	1.000
11 John McLain	.317	45-45	164	52	52	13	1	4	28	79	.482	18	14	26	3	.422	3	6	14-16	51	128	16	.918
3 Ryan Miner	.307	44-34	127	31	39	7	0	0	12	46	.362	6	3	21	0	.350	1	6	17-19	74	0	1	.987
12 Craig Day	.295	43-40	149	26	44	7	1	3	26	62	.416	12	7	31	3	.368	3	0	2-3	19	73	11	.893
18 Johnathan Ray	.226	34-28	93	12	21	8	0	0	17	29	.312	11	2	20	2	.309	4	1	0-0	7	2	1	.900

20 Jacob Solomon	.500	8-0	2	4	1	0	0	0	1	1	.500	0	2	0	0	.750	0	0	0-0	3	0	0	1.000
16 Mike Ries	.400	10-1	10	1	4	0	0	0	5	4	.400	2	0	3	0	.500	0	1	0-0	0	0	0	.000
35 Frank Vance	.360	32-16	75	16	27	7	0	0	16	34	.453	5	1	8	2	.402	1	0	0-0	4	11	0	1.000
6 Kenny Reckart	.333	18-0	12	0	4	0	0	0	4	4	.333	0	0	0	2	.308	1	0	0-0	6	5	1	.917
14 Joey Gilmore	.333	16-0	3	4	1	0	0	0	0	1	.333	0	1	2	0	.500	0	0	1-1	2	0	0	1.000
29 Shane Gallagher	.280	35-12	50	11	14	4	1	0	11	20	.400	6	3	12	0	.377	2	3	6-8	16	0	0	1.000
13 Brendan Taylor	.276	18-7	29	7	8	3	0	0	2	11	.379	6	0	12	2	.400	0	1	0-0	1	0	0	1.000
15 Ian Vernier	.258	19-9	31	5	8	3	0	0	6	11	.355	5	0	5	0	.361	0	0	1-2	65	5	1	.986
25 Billy Farrow	.238	36-20	84	12	20	6	0	2	19	32	.381	7	5	29	1	.317	5	0	0-0	153	11	2	.988
9 Jake Zeek	.167	28-10	48	10	8	2	1	0	5	12	.250	3	1	15	1	.231	0	0	0-1	18	1	0	1.000
1 Matt Felvey	.000	3-0	1	1	0	0	0	0	0	0	.000	1	0	0	1	.500	0	0	0-0	9	17	0	1.000
8 Chris Fafalios	.000	1-0	1	0	0	0	0	0	0	0	.000	0	0	0	0	.000	0	0	0-0	0	0	0	.000
26 Kyle Koski	.000	1-0	0	0	0	0	0	0	0	0	.000	0	0	0	0	.000	0	0	0-0	3	6	1	.900
Totals	.323	45	1571	364	508	117	14	23	322	722	.460	164	64	255	26	.402	32	31	61-85	1162	475	75	.956
Opponents	.247	45	1466	193	362	60	4	10	160	460	.314	115	54	286	26	.321	21	30	25-40	1126	469	87	.948

LOB - Team (372), Opp (331). DPs turned - Team (33), Opp (28). CI - Team (1), Miller 1. IBB - Team (10), Reese 5, Mathie 4, Day 1, Opp (3). Picked off - Mancine 3, Miner 2.

(All games Sorted by Earned run avg)

Player	era	w-l	app	gs	cg	sho	sv	ip	h	r	er	bb	so	2b	3b	hr	b/avg	wp	hp	bk	sfa	sha
26 Kyle Koski	2.14	6-2	14	9	2	0/1	0	54.2	55	24	13	28	53	7	0	0	.261	11	8	1	0	5
21 Steve Hagen	2.56	8-3	18	10	5	1/1	1	91.1	71	30	26	12	61	11	0	1	.213	5	12	0	3	7
24 Keenan White	2.90	12-2	15	12	3	1/1	0	80.2	76	37	26	14	85	11	0	3	.252	4	1	1	5	5
1 Matt Felvey	3.52	4-2	15	11	1	0/0	0	69.0	67	38	27	19	34	18	1	2	.250	8	8	0	5	6

30 Brett DeWester	0.00	0-0	3	0	0	0/0	0	3.0	2	4	0	2	2	1	0	0	.154	2	0	0	0	0
32 Hank Schlueter	2.57	0-0	4	1	0	0/1	0	7.0	6	4	2	2	4	1	0	0	.240	0	1	0	0	2
2 Zach Klein	3.98	1-1	18	0	0	0/2	3	20.1	20	10	9	14	16	3	0	1	.263	5	6	0	2	2
28 Jon Rothman	4.33	2-1	22	0	0	0/2	1	27.0	29	16	13	7	6	1	2	1	.276	2	3	0	1	2
22 Patrick Boyle	5.30	0-1	15	2	0	0/0	2	18.2	19	14	11	10	16	3	1	2	.264	2	3	0	3	1
23 Zach Woullard	6.23	0-0	8	0	0	0/0	0	8.2	11	8	6	4	3	2	0	0	.306	5	2	0	1	0
36 Jon Huisel	8.59	0-0	9	0	0	0/1	0	7.1	6	8	7	3	6	2	0	0	.240	2	10	0	1	0
Totals	3.25	33-12	45	45	11	5/3	7	387.2	362	193	140	115	286	60	4	10	.247	46	54	2	21	30
Opponents	6.98	12-33	45	45	5	0/0	4	375.1	508	364	291	164	255	117	14	23	.323	56	64	11	32	31

PB - Team (8), Miller 6, Vernier 2, Opp (12). Pickoffs - Team (13), White 7, Hagen 4, Felvey 1, Miller 1, Opp (5). SBA/ATT - Miller (21-33), Hagen (6-9), Koski (4-8), Vernier (4-5), Boyle (4-5), White (2-4), Rothman (3-4), Klein (1-3), Huisel (1-2), Woullard (1-2), Felvey (2-2), Schlueter (1-1).

HISTORY OF FIGHTING SCOT BASEBALL

With an all-time record of 1,820-876-11, The College of Wooster baseball team has been synonymous with success throughout its long and storied history. In addition to their 15 North Coast Athletic Conference championships, five Ohio Athletic Conference Northern Division titles, and numerous appearances in the NCAA Midwest Regional Tournament, the Scots have finished in the top-25 national rankings 28 times and have reached the NCAA Div. III National Championship Series five times, all since 1989.

Now in its 123rd season, Wooster baseball is the oldest athletic program at the College and one of the oldest programs in the country, as the first varsity game was played way back in 1880. After struggling a bit the first few years of its existence, the program got on track in 1891 by going 6-2 and winning the state championship.

Unfortunately the year after that, athletics were banned at the College for nine years. But, when the program was reinstated it took off right where it left off, as head coach **L.W. St. John** led the Scots to a record of 50-37 between 1903-1909.

After a few mediocre years, legendary football mentor **L.C. Boles** took over in 1916 and guided the baseball team to a record of 50-28-1 until 1923 when **Art Murray** was named head coach. Murray, who never experienced a losing season as head coach, directed Wooster for 14 seasons and compiled a record of 137-48.

John M. Swigart took over the reins in 1937 and quickly earned legendary status himself. Swigart's tenure lasted a quarter of a century, and he coached the Scots to a mark of 170-162-2 before retiring in the mid-1960s.

Ten years later, a dynamic young coach named **Bob Morgan** took over after Wooster had suffered through a few lean years. Morgan took the program to unprecedented heights in his brief six-year tenure with the Scots before moving on to the head coaching positions at Kent State University and Indiana University. Wooster teams went 209-48-2 under his direction for an incredible winning percentage of .811. Included in Morgan's time were two 40-win seasons, five final top-10 national rankings, and six players who were drafted or signed by major league organizations.

Current head coach **Tim Pettorini** had the unenviable task of following in Morgan's footsteps, but quickly forged his place in Wooster baseball history as well. Compiling a record of 1035-388-6 over the past 32 seasons for a winning percentage of .726, Pettorini became just the seventh in Div. III history to reach 1,000 coaching victories.

With Pettorini at the helm, the Scots have won 15 NCAC titles, made regular appearances at the NCAA Midwest Regional Tournament, and advanced to five NCAA Div. III National Championship Series, including title games in 1997 and 2009. In addition, he has directed 26 players to ABCA All-American status and coached six players that have gone on to play professional baseball.

All-Time Coaching Records

OPPONENT	Years	Won	Lost	Tied	Pct.
Tim Pettorini	32	1035	388	6	.726
Bob Morgan	6	209	48	2	.811
John M. Swigart	25	170	162	2	.509
Art Murray	14	137	48	0	.741
Roger Welsh	7	86	91	0	.486
L.C. Boles	9	50	28	1	.641
L.W. St. John	7	50	37	0	.574
No Coach	9	21	12	0	.636
Bill Henley	1	17	13	0	.567
W.E. Johnston	2	13	5	0	.722
H.B. Lloyd	2	11	6	0	.647
Charles Wilhelm	3	10	10	0	.500
Gordon Jeppson	1	9	10	0	.474
C.C. Childs	1	7	6	0	.538
E.M. Hole	1	6	1	0	.857
Mel Riebe	1	6	7	0	.462
William A. McMaster	1	1	4	0	.200
TOTAL	122	1820	876	11	.674

Team Highlights

NCAA MIDEAST REGION CHAMPIONS

1989, 1994, 1997, 2005, 2009

NCAC CHAMPIONS

1985, 1987, 1988, 1990, 1991, 1995, 1998, 2002, 2004, 2005, 2006, 2009, 2010, 2012, 2013

OAC NORTHERN DIVISION CHAMPIONS

1971, 1977, 1979, 1980, 1981

NCAA REGIONAL TOURNAMENT BIDS

1976, 1977, 1978, 1979, 1980, 1981, 1985, 1986, 1987, 1988, 1989, 1990, 1991, 1994, 1995, 1997, 1998, 1999, 2002, 2004, 2005, 2006, 2007, 2008, 2009, 2010, 2012, 2013

WORLD SERIES APPEARANCES

1989, 1994, 1997, 2005, 2009

NATIONAL RANKINGS

1976 _____ 11th
 1977 _____ 9th
 1978 _____ 8th
 1979 _____ 7th
 1980 _____ 7th
 1981 _____ 7th
 1985 _____ 14th
 1986 _____ 14th
 1987 _____ 11th
 1988 _____ 6th
 1989 _____ 5th
 1990 _____ 9th
 1991 _____ 9th
 1994 _____ 10th


1995 _____ 12th
 1997 _____ 2nd
 1998 _____ 16th
 1999 _____ 29th
 2001 _____ 24th
 2002 _____ 6th
 2004 _____ 13th
 2005 _____ T-2nd
 2006 _____ 12th
 2007 _____ 10th
 2008 _____ 20th
 2009 _____ 2nd
 2010 _____ 13th (Collegiate Baseball),
 16th (D3baseball.com)

Major League Baseball Connections

WOOSTER PLAYERS SIGNED OR DRAFTED BY PROFESSIONAL TEAMS SINCE 1970

NAME	TEAM	YEAR
Doug Dye	Cleveland Indians	1973
Greg Cox	Montreal Expos	1977
Russ Crawford	Chicago Cubs	1979
Walt Vanderbush	Kansas City Royals	1979
Tim Kelly	Cleveland Indians	1979
Mike Knox	Cincinnati Reds	1980
Bob McFadden	Detroit Tigers	1980
Rob Hatfield	Pittsburgh Pirates	1985
Rob Piscetta	Los Angeles Dodgers	1987
Rob Peterson	Pittsburgh Pirates	1989
Bill Brakeley	Milwaukee Brewers	1989
Jared Treadway	New York Yankees	2002
Matthew Johnson	Toronto Blue Jays	2010

Rob Hatfield



Rob Piscetta



Rob Peterson



TEAM STATISTICAL COMPARISON (SINCE DIV. III WAS ESTABLISHED)

Hitting/Fielding

YEAR	AVG.	GP	AB	R	H	2B	3B	HR	RBI	TB	SLG%	BB	HBP	SO	GDP	OB%	SF	SH	SB-ATT	PO	A	E	FLD%
2013	.323	45	1571	364	508	117	14	23	322	722	.460	164	64	255	26	.402	32	31	61-85	1162	475	75	.956
2012	.317	45	1491	282	472	80	8	36	261	676	.453	131	50	238	37	.386	21	25	53-72	1107	484	71	.957
2011	.305	39	1277	263	389	73	6	23	237	543	.425	154	55	248	24	.398	15	23	52-71	973	396	89	.939
2010	.345	43	1445	408	499	95	27	41	372	771	.534	178	79	215	18	.436	30	19	67-86	1051	438	60	.961
2009	.344	54	1858	466	640	124	13	49	404	937	.504	185	75	244	23	.420	26	32	71-99	1342	588	89	.956
2008	.328	47	1514	354	497	113	8	57	320	797	.526	187	48	236	21	.413	25	23	70-93	1122	498	81	.952
2007	.337	49	1645	431	554	117	14	54	383	861	.523	189	91	239	25	.428	22	15	85-111	1193	488	75	.957
2006	.356	47	1555	458	553	131	19	60	412	902	.580	192	107	218	31	.452	33	7	110-129	1117	467	93	.945
2005	.360	48	1560	451	562	110	12	71	417	909	.583	188	93	228	33	.451	28	17	47-70	1119	444	74	.955
2004	.333	47	1540	408	513	109	10	68	366	846	.549	202	81	257	39	.432	21	13	75-99	1119	475	72	.957
2003	.347	43	1393	416	484	106	14	64	376	810	.581	199	79	244	14	.449	25	7	53-72	992	429	72	.952
2002	.344	44	1479	428	509	116	20	45	388	800	.541	171	56	222	17	.424	31	6	79-101	1044	414	48	.968
2001	.364	44	1458	415	531	93	11	55	362	811	.556	145	47	232	11	.431	28	9	76-99	1006	413	72	.952
2000	.313	47	1465	369	459	85	14	49	330	719	.491	202	70	249	27	.417	14	10	66-85	1070	483	102	.938
1999	.331	49	1475	442	488	123	6	62	390	809	.548	198	96	287	26	.435	30	11	70-81	1055	499	83	.949
1998	.362	46	1466	489	530	121	10	96	454	959	.654	188	84	263	22	.455	25	4	60-81	1017	453	82	.947
1997	.356	55	1759	528	626	126	17	104	477	1098	.624	217	81	302	35	—	—	43	73-90	1263	556	105	.945
1996	.335	48	1414	362	473	95	12	49	314	740	.523	190	34	225	21	—	—	37	76-101	1031	492	85	.947
1995	.344	41	1296	331	446	92	15	34	289	674	.520	155	38	184	19	—	—	33	100-126	915	400	60	.956
1994	.344	48	1557	402	535	106	17	47	344	816	.524	174	43	239	22	—	—	53	110-135	1128	513	73	.957
1993	.328	38	1206	307	396	76	13	31	272	591	.490	148	18	209	22	.404	20	6	47-63	865	344	50	.960
1992	.308	42	1198	265	369	60	12	19	219	510	.426	167	27	171	—	.393	15	21	53-79	892	390	73	.947
1991	.295	41	1185	266	350	66	10	20	229	496	.419	200	22	170	37	.401	19	13	46-66	897	366	65	.951
1990	.333	39	1231	325	410	71	13	39	286	624	.507	199	25	182	22	.429	24	12	92-122	897	407	73	.947
1989	.332	44	1357	389	451	94	19	35	337	688	.507	267	12	151	22	.438	29	7	79-104	974	437	73	.951
1988	.330	41	1237	335	408	76	16	40	299	636	.514	195	26	192	16	.425	21	6	58-72	880	416	78	.943
1987	.344	46	1458	401	501	114	8	57	350	802	.550	213	12	166	25	.428	13	7	72-94	1008	430	66	.956
1986	.372	50	1649	507	613	126	24	80	448	1028	.623	238	—	193	28	—	16	8	90-112	1085	447	102	.938
1985	.310	48	1462	343	453	91	9	25	294	637	.436	210	—	199	—	—	—	45	75-85	1062	474	90	.945
1984	.277	39	1102	221	305	57	4	23	175	439	.398	195	—	179	—	—	—	24	72-97	826	368	61	.951
1983	.309	38	1105	265	341	43	11	29	225	493	.446	226	—	120	—	—	—	20	56-65	822	344	56	.954
1982	.260	35	959	147	249	43	4	11	137	333	.347	183	—	168	—	—	—	27	42-66	751	349	50	.957
1981	.335	46	1386	387	465	80	15	41	320	698	.504	281	—	175	—	—	—	27	71-90	1010	432	65	.957
1980	.344	52	1606	496	552	95	24	46	423	833	.519	325	—	177	—	—	—	53	107-143	1143	454	83	.951
1979	.295	49	1516	368	447	57	10	26	306	602	.397	320	—	177	—	—	—	59	124-155	1182	521	81	.955
1978	.265	40	1202	255	319	45	11	9	202	413	.344	246	—	148	—	—	—	21	107-131	945	403	56	.960
1977	.319	37	1139	306	363	58	14	13	250	488	.428	220	—	159	—	—	—	22	99-117	849	380	45	.965
1976	.292	39	1166	254	341	53	16	18	206	480	.412	196	—	149	—	—	—	22	91	873	398	59	.956
1975	.274	30	883	174	242	29	7	5	145	298	.337	130	—	122	—	—	—	33	66	667	271	48	.951
1974	.261	30	833	130	218	34	6	11	110	294	.353	122	—	121	—	—	—	14	43	603	264	47	.948

Bold indicates single-season team record

TEAM STATISTICAL COMPARISON (SINCE DIV. III WAS ESTABLISHED)

Pitching

YEAR	ERA	W-L	PCT.	APP	GS	CG	SHO	SV	IP	H	R	ER	BB	SO	2B	3B	HR	ABB/AVG	WP	HBP	BK	SF	A	SHA
2013	3.25	33-12	.733	45	45	11	5	7	387.2	362	193	140	115	286	60	4	10	1466	.247	46	54	2	21	30
2012	4.29	27-18	.600	45	45	5	2	10	369.0	407	216	176	145	221	68	6	21	1445	.282	30	37	6	15	36
2011	4.72	22-17	.564	39	39	5	0	10	324.1	376	235	170	138	286	61	5	18	1309	.287	32	27	6	14	29
2010	3.80	34-9	.791	43	43	7	5	6	350.1	364	174	148	131	321	71	4	22	1350	.270	26	36	3	3	14
2009	3.78	43-11	.796	54	54	8	7	8	447.1	440	229	188	128	395	93	7	17	1720	.256	39	51	4	13	32
2008	4.02	36-11	.766	47	47	4	3	14	374.1	371	213	167	133	326	64	7	15	1425	.260	49	46	7	16	41
2007	2.51	42-7	.857	49	49	8	7	9	397.2	333	154	111	113	396	57	7	13	1475	.226	28	44	7	9	27
2006	3.58	38-9	.809	47	47	7	6	9	372.1	373	206	148	96	327	73	5	19	1475	.253	28	32	3	7	23
2005	3.81	39-9	.813	48	48	7	6	9	373.0	373	205	158	108	293	63	5	22	1450	.257	16	24	7	13	26
2004	4.01	37-10	.787	47	47	9	4	5	373.0	404	214	166	96	284	84	8	26	1477	.274	27	30	4	18	4
2003	6.15	30-13	.698	43	43	8	4	1	330.2	418	287	226	141	256	67	4	49	1371	.305	36	21	1	18	20
2002	3.57	38-6	.864	44	44	8	6	4	348.0	339	165	138	129	285	39	3	17	1361	.249	29	31	1	8	11
2001	3.49	34-10	.773	44	44	10	5	2	335.1	318	181	130	114	291	51	1	22	1328	.239	33	16	8	9	4
2000	3.28	35-12	.745	47	47	15	7	9	356.2	335	193	130	127	284	49	6	18	1361	.246	30	28	2	9	19
1999	4.17	35-14	.714	49	49	7	5	6	351.2	377	213	163	150	248	64	6	22	1368	.276	36	21	1	12	26
1998	4.14	40-6	.870	46	46	20	4	3	339.0	341	203	156	119	235	62	1	37	1323	.258	31	24	2	8	19
1997	4.69	46-8-1	.845	55	55	20	5	9	420.1	485	293	219	161	281	95	12	45	1695	.286	53	38	2	—	32
1996	4.69	33-15	.688	48	48	16	5	5	343.1	363	231	179	128	227	69	10	30	1352	.269	28	17	2	—	26
1995	3.78	32-9	.780	41	41	11	7	8	304.2	295	161	128	126	191	47	8	10	1173	.251	26	20	2	—	23
1994	3.95	35-13	.729	48	48	13	5	8	375.2	406	219	165	148	253	64	9	25	1464	.277	29	31	1	—	24
1993	4.96	21-16-1	.566	38	38	9	6	7	288.1	302	185	159	145	169	55	3	26	1118	.270	21	9	1	4	11
1992	4.18	20-15-1	.569	36	36	11	2	4	256.1	260	165	119	120	182	35	12	14	990	.263	13	12	5	10	17
1991	3.42	29-12	.707	41	41	15	4	7	300.0	275	152	114	125	202	54	5	17	1128	.243	17	13	1	11	15
1990	4.46	28-10-1	.731	39	39	7	3	9	298.2	297	188	148	178	218	45	5	18	1148	.259	17	15	4	9	18
1989	4.30	35-9	.795	44	44	10	6	7	324.2	340	218	155	171	208	58	9	20	1280	.266	34	19	3	15	10
1988	4.69	31-10	.756	41	41	15	5	8	293.1	297	198	153	162	163	43	7	22	1148	.259	27	18	6	11	9
1987	4.69	34-12	.739	46	46	17	3	7	336.0	332	213	175	202	238	62	10	30	1290	.257	42	16	4	16	19
1986	4.80	36-14	.720	50	50	19	2	6	361.2	378	266	193	224	272	68	6	34	1442	.262	26	—	7	8	13
1985	5.36	29-19	.604	48	48	17	3	6	354.0	398	261	211	238	217	58	11	31	1396	.288	24	—	5	—	46
1984	4.87	20-19	.513	39	39	16	8	5	275.1	282	187	149	164	227	52	10	14	1057	.267	29	—	4	—	18
1983	5.00	22-16	.579	38	38	11	3	4	274.0	294	200	151	169	194	41	2	20	1093	.269	27	—	1	—	11
1982	4.10	17-16-2	.514	35	35	14	5	1	250.1	241	168	114	141	167	36	9	14	944	.255	24	—	5	—	27
1981	2.73	37-8-1	.815	46	46	27	7	8	336.2	289	137	102	119	288	47	4	11	1248	.232	11	—	3	—	14
1980	2.50	45-7	.865	52	52	36	9	0	381.0	305	155	106	154	364	53	5	21	1408	.217	17	—	0	—	15
1979	1.87	40-8-1	.827	49	49	34	12	1	394.0	286	125	82	152	388	47	10	8	1432	.200	11	—	0	—	27
1978	2.80	30-10	.750	40	40	24	7	1	315.0	254	133	98	128	255	54	11	16	1179	.215	18	—	1	—	19
1977	2.80	31-6	.838	37	37	25	8	2	283.0	226	115	88	138	221	41	9	13	1016	.222	9	—	1	—	21
1976	2.23	30-9	.769	39	39	32	8	4	291.0	242	114	72	97	231	35	6	12	1104	.219	3	—	1	—	18
1975	4.66	17-13	.567	30	30	12	1	2	220.1	217	145	114	135	128	22	4	22	830	.261	9	—	2	—	12
1974	4.19	14-16	.467	30	30	14	1	3	211.0	214	127	100	123	136	29	3	13	859	.249	18	—	3	—	12

Bold indicates single-season team record

ALL-TIME TEAM RECORDS

GAME

HITTING

AT BATS

57	Mt. Union	4/27/09
	Muskingum	4/21/84
55	Oberlin	4/21/13
	Jacksonville	3/18/87
	Heidelberg	4/11/86

RUNS SCORED

34	Heidelberg	4/11/86
33	Kenyon	3/29/86
31	Mt. Union	4/27/09
29	Transylvania	3/16/05

HITS

31	Heidelberg	4/11/86
30	Mt. Union	4/27/09
	Kenyon	3/29/86

DOUBLES

10	Kenyon	3/28/86
9	Oberlin	4/23/94

TRIPLES

4	Hiram	4/24/10
	Oberlin	5/5/91
3	Numerous, most recent	4/13/13

HOME RUNS

13	Kenyon	3/29/86
11	Mt. Union	4/27/09
7	Kenyon	4/17/04
	Mt. Vernon Nazarene	4/3/03
	Hiram	3/30/03
	Ripon	3/14/98

TOTAL BASES

77	Kenyon	3/29/86
67	Mt. Union	4/27/09
49	Hiram	4/21/07
47	Mt. Vernon Nazarene	4/3/03
	Wilmington	4/6/97

RUNS BATTED IN

32	Kenyon	3/29/86
30	Mt. Union	4/27/09
28	Transylvania	3/16/05
27	Heidelberg	4/11/86

WALKS

16	Oberlin	5/12/77
15	Flagler	3/21/77

STOLEN BASES

14	Oberlin	4/23/94
	Kenyon	5/26/38

PITCHING AND FIELDING

STRIKEOUTS

19	Opponent N/A	1944
18	Kenyon	5/26/39

EARNED RUNS

30	Flagler	3/23/84
19	Aquinas	3/10/92

ASSISTS

27	Oberlin	4/21/13
	St. Thomas (Minn.)	5/26/09
22	Rose-Hulman	5/16/08
20	Ohio Wesleyan	3/27/11
	Muskingum	4/21/84

PUTOUTS

42	Oberlin	4/21/13
	Ohio Wesleyan	3/27/11
39	Skidmore	3/16/10
	Rose-Hulman	5/16/08
	Muskingum	4/21/84

ERRORS

11	Baldwin-Wallace	3/29/07
	North Park	5/27/88
8	Ohio Dominican	4/25/96
	Baldwin-Wallace	4/26/75

SEASON

GENERAL

NO. OF GAMES PLAYED

55	1997
----	------

LONGEST GAME

16	innings vs. Akron	1953
16	innings vs. Oberlin	1929

MOST VICTORIES

46	(55 games)	1997
----	------------	------

MOST LOSSES

19	(48 games)	1985
19	(39 games)	1984

BEST WIN PERCENTAGE*

.870	(40-6)	1998
------	--------	------

LONGEST WINNING STREAK

27	games	2007
----	-------	------

LONGEST LOSING STREAK

10	games	1973
----	-------	------

MOST SHUTOUTS

12	1979
----	------

MOST CONSECUTIVE SCORELESS INNINGS

38	4/26/05 to 4/30/05
----	--------------------

MOST GAMES WITHOUT BEING SHUTOUT

183	3/19/05 to 5/16/08
-----	--------------------

BATTING

AT BATS

1859	2009 (54 games)
------	-----------------

RUNS SCORED

528	1997 (55 games)
-----	-----------------

RUNS PER GAME*

10.6	1998 (489 in 46 games)
------	------------------------

BATTING AVERAGE*

.372	1986 (50 games)
------	-----------------

HITS

640	2009 (54 games)
-----	-----------------

DOUBLES

131	2006 (47 games)
-----	-----------------

TRIPLES

27	2010 (43 games)
----	-----------------

HOME RUNS

104!	1997 (55 games)
------	-----------------

RUNS BATTED IN

497	1997 (55 games)
-----	-----------------

TOTAL BASES

1,098	1997 (55 games)
-------	-----------------

SLUGGING PERCENTAGE

.654	1998 (46 games)
------	-----------------

STOLEN BASES

124	1979 (49 games)
-----	-----------------

STRIKEOUTS

302	1997 (55 games)
-----	-----------------

WALKS

325	1980 (52 games)
-----	-----------------

PITCHING

INNINGS PITCHED

447.1	2009 (54 games)
-------	-----------------

COMPLETE GAMES

36	1980 (52 games)
----	-----------------

SAVES

14	2008 (47 games)
----	-----------------

EARNED RUN AVERAGE*

1.87	1979 (49 games)
------	-----------------

RUNS ALLOWED

293	1997 (55 games)
-----	-----------------

EARNED RUNS ALLOWED

226	2003 (43 games)
-----	-----------------

HITS ALLOWED

485	1997 (55 games)
-----	-----------------

STRIKEOUTS

396	2007 (49 games)
-----	-----------------

WALKS

238	1985 (48 games)
-----	-----------------

WILD PITCHES

53	1997 (55 games)
----	-----------------

FIELDING

PUTOUTS

1,342	2009 (54 games)
-------	-----------------

ASSISTS

588	2009 (54 games)
-----	-----------------

ERRORS

105	1997 (55 games)
-----	-----------------

FIELDING PERCENTAGE

.968	2002 (44 games)
------	-----------------

* 25 or more games

! indicates NCAA Division III record

ALL-TIME INDIVIDUAL RECORDS

GAME

HITTING

AT BATS

7 Numerous, most recent — Jarrod Mancine vs. Oberlin — 4/21/13

RUNS SCORED

6 Stu Beath vs. Heidelberg — 3/8/09
5 Numerous, most recent — Greg Van Horn vs. Wittenberg — 4/28/11

HITS

6 Ross Yoder vs. Transylvania — 3/16/05
6 Brent Bizyak vs. Illinois Wesleyan — 5/26/89
6 Dave Kessler vs. Kenyon — 3/29/86

DOUBLES

3 Zac Mathie vs. Heidelberg — 5/1/13
3 Zac Mathie vs. Wis.-Stout — 3/22/13
3 Eddie Reese vs. Wheaton (Mass.) — 3/17/13
3 Matt Groezinger vs. Defiance — 3/12/09
3 John Quimby vs. Muskingum — 3/30/06
3 Kurt Kapferer vs. Wittenberg — 4/30/05
3 Luke Ullman vs. Hiram — 4/26/05 (5-inning game)
3 Luke Ullman vs. Otterbein — 4/7/04
3 Justin Alaburda vs. Heidelberg — 4/30/03
3 Trevor Urban vs. Wis.-Stout — 3/9/98
3 Kevin Clere vs. Oberlin — 4/23/94
3 Todd Urban vs. Kenyon — 4/17/93
3 Chris Cingolani vs. Ohio Wesleyan — 5/8/92
3 Rob Howerton vs. Tiffin — 2/26/88
3 Rick Storz vs. Kenyon — 3/29/86
3 Dave Peterjohn vs. Kenyon — 3/29/86

TRIPLES

2 Matt Groezinger vs. Hiram — 4/24/10 (same inning)
2 Luke Sutton vs. Kenyon — 3/19/10
2 Matthew Johnson vs. LaGrange — 3/7/10
2 Bryan Kinney vs. Kenyon — 4/1/00
2 Bryan Kinney vs. Westfield State — 3/15/00
2 Trevor Urban vs. Emory — 3/12/97
2 Terry Gladis vs. Case Western Reserve — 4/6/95
2 Jason Dagan vs. Kenyon — 3/16/95
2 John Tomlinson vs. St. Bonaventure — 3/8/94
2 Matt Vincler vs. Kenyon — 4/18/93
2 Tom Flynn vs. Oberlin — 5/5/91
2 Matt Sherrieb vs. Grand Valley State — 3/11/89
2 Robert Steele vs. Kenyon — 4/30/75

HOME RUNS

4 Dave Kessler vs. Kenyon — 3/29/86
4 Mike O'Brien vs. Kenyon — 3/29/86
3 Numerous, most recent — Matt Groezinger vs. Denison — 5/1/10

RUNS BATTED IN

11 Dave Kessler vs. Kenyon — 3/29/86
9 Luke Ullman vs. Mt. Vernon Nazarene — 5/03/05
9 Chris Mihm vs. Tiffin — 3/26/98
8 Matt Groezinger vs. Denison — 5/1/10
8 John Warren vs. Mt. Union — 4/27/09
8 Dan Penberthy vs. Allegheny — 4/29/01
8 Shane Flinner vs. Capital — 4/27/97
8 Jim Bartlett vs. Malone — 3/27/97
8 Chris Bell vs. Fairmont State — 3/10/91
8 Cary McConnell vs. Allegheny — 5/9/87

TOTAL BASES

18 Dave Kessler vs. Kenyon — 3/29/86
17 Mike O'Brien vs. Kenyon — 3/29/86

WALKS

4 Numerous, most recent — Matt Groezinger vs. Marietta — 5/16/09

HIT BY PITCHES

3 Chris Constantine vs. Becker — 3/16/10
3 Sean Karpen vs. Heidelberg — 3/8/09
3 George Kadigan vs. Heidelberg — 4/30/03
3 Luke Ullman vs. Lakeland — 3/10/03

STOLEN BASES

5 Terry Gladis vs. Oberlin — 4/23/94
5 Paul Ricatte vs. Kenyon — 5/28/37

PITCHING AND FIELDING

STRIKEOUTS

19 Stan Partenheimer (Opponent N/A) — 1944
18 William Horton vs. Kenyon — 5/26/39
14 Keenan White vs. Oberlin — 4/20/13
14 Adam Samson vs. Allegheny — 3/23/07
14 Russ Crawford vs. Embury-Riddle — 3/19/77

EARNED RUNS

13 Steve Hagen vs. Baldwin-Wallace — 3/28/12
12 Luke Katich vs. Rowan — 3/15/06
11 Mark Bricker vs. Marietta — 5/10/88
10 On Three Occasions

PUTOUTS

22 Cal Thomay vs. Oberlin — 4/21/13
20 Matt Groezinger vs. St. Thomas (Minn.) — 5/26/09

ASSISTS

11 Eddie Reese vs. Oberlin — 4/21/13
10 John Warren vs. St. Thomas (Minn.) — 5/26/09

ERRORS

4 Numerous, most recent — Matt Felvey vs. John Carroll — 5/5/11

MISCELLANEOUS RECORDS

FEWEST HITS ALLOWED PER NINE INNINGS — SEASON

(40 or more innings)

4.25 Mark Miller — 2007
4.47 Dave King — 1979
4.85 Russ Crawford — 1979
5.10 Andy Matonak — 1975
5.83 Russ Crawford — 1977
5.88 Matt Englander — 2001
5.97 Adam Samson — 2007
6.00 Bob McFadden — 1980

FEWEST WALKS ALLOWED PER NINE INNINGS — SEASON

(40 or more innings)

1.06 Jon Oliver — 2006
1.08 Jon Oliver — 2004
1.18 Steve Hagen — 2013
1.27 Anthony Trapuzzano — 2007
1.28 Brian Miller — 2004
1.30 Mike Knox — 1979
1.32 Tim Raffel — 1978
1.38 Luke Katich — 2004
1.43 Mike Petryshyn — 1967
1.43 Dave Hadzinsky — 1983

FEWEST HITS ALLOWED PER NINE INNINGS — CAREER

(100 or more innings)

6.03 Russ Crawford — 1977-79
6.22 Andy Matonak — 1975-76
6.55 Bob McFadden — 1978-81
7.16 Mark Miller — 2007-09
7.39 Bill Henley — 1970-73
7.41 Adam Samson — 2005-08
7.55 Scott Decker — 1969-72
7.68 Matt Englander — 1999-02

FEWEST WALKS ALLOWED PER NINE INNINGS — CAREER

(100 or more innings)

1.49 Jon Oliver — 2003-06
1.53 Walt Samson — 2003-06
1.75 Steve Hagen — 2011-pres.
2.10 Mike Knox — 1978-81
2.27 Matt DeGrand — 2007-10
2.34 Mike Morris — 1996-99
2.38 Justin McDowell — 2008-11
2.40 Byron Morris — 1953-55
2.44 Mark Miller — 2007-09
2.52 Anthony Trapuzzano — 2006-09
2.52 Keenan White — 2010-13

NO-HITTERS

Kyle Cunningham-Rhoads at Hiram — 4/15/12
Mark Miller vs. Oberlin — 3/29/09
Jon Oliver vs. Oberlin — 3/25/06
Brett Beech vs. Fairmont State — 3/8/93
John Jordan vs. Earlham — 4/22/90
Mark Bricker vs. Denison — 5/7/89
Mike Knox vs. Kenyon — 5/5/79
Mike Knox vs. Oberlin — 4/28/79
Russ Crawford vs. Edward Waters — 3/24/79
Dave King vs. Tiffin — 2/20/79
Russ Crawford vs. Embury-Riddle — 3/19/77
Arthur Collins vs. Denison — 5/25/37

PERFECT GAME

Kyle Cunningham-Rhoads at Hiram — 4/15/12 (7-inning game)
Mark Bricker vs. Denison — 5/7/89

HITTING STREAKS

29 games Kurt Kapferer — 2006
28 games Sean Karpen — 2009
27 games Russ Miller — 1986
25 games Jake Frank — 2004
24 games Jake Frank — 2003-04
23 games Matt Miller — 2003-04
23 games Trevor Urban — 1999
23 games Trevor Urban — 1997
22 games Sean Karpen — 2008
21 games Dan Penberthy — 2001
20 games Jared Treadway — 2001

CONSECUTIVE SCORELESS INNINGS PITCHED (20 or more)

25 John Werner — 4/7/02 to 4/27/02
21.2 Mark Miller — 3/13/09 to 4/01/09
21 Nic Moga — 3/24/00 to 4/15/00
21 Arthur Collins — 1937

CONSECUTIVE HITS

10 Dave Wernecke — 3/16/02 to 3/19/02
10 Brent Bizyak — 5/25/89 to 5/27/89

CONSECUTIVE PITCHING VICTORIES

21 Bob McFadden — 1978-81
19 Drew Binkowski — 3/12/97 to 5/14/98
15 Adam Samson — 3/16/07 to 4/8/08
15 Jon Oliver — 3/13/05 to 5/18/06
14 Rob Piscetta — 4/12/86 to 4/26/87
13 Matt DeGrand — 3/19/07 to 4/5/09

ALL-TIME INDIVIDUAL RECORDS FOR A SEASON

Hitting

Games Played

1.	55	Matt Jackson	1997
	55	Travis Snyder	1997
	55	Trevor Urban	1997
4.	54	Stu Beath	2009
	54	Matt Groezinger	2009
	54	Sean Karpen	2009
	54	Jim Bartlett	1997
8.	53	John Warren	2009
9.	52	Bryan Kinney	1997
	52	Chris Mihin	1997

Batting Average (min. 100 at bats)

1.	.497 (75-151)	Dan Penberthy	2001
2.	.486 (71-146)	Greg Van Horn	2010
3.	.468 (87-186)	Rick Sforzo	1986
4.	.465 (94-202)	Travis Snyder	1997
5.	.460 (81-176)	Matt Miller	2004
6.	.459 (79-172)	Matthew Johnson	2010
7.	.458 (49-107)	Brian Sullivan	1986
8.	.447 (72-161)	Tim Basilone	1981
9.	.446 (74-166)	Rick Sforzo	1985
10.	.443 (78-176)	Trevor Urban	1998

At Bats

1.	223	Sean Karpen	2009
2.	208	Stu Beath	2009
3.	204	Trevor Urban	1997
4.	202	Travis Snyder	1997
5.	195	Matt Groezinger	2009
6.	190	Matt Jackson	1997
7.	188	Dave Kessler	1986
8.	187	Matthew Pierce	2009
9.	186	Jake Sankal	2008
	186	Rick Sforzo	1986

Runs Scored

1.	79	Trevor Urban	1997
2.	77	Sean Karpen	2009
3.	74	Trevor Urban	1998
	74	Rick Sforzo	1986
5.	69	Matthew Johnson	2010
	69	Luke Ullman	2005
7.	66	Matt Miller	2004
	66	Travis Snyder	1997
9.	64	Tim Kelly	1980
10.	63	Terry Gladis	1994
11.	62	Jake Frank	2005
12.	60	Matt Groezinger	2009
	60	Luke Ullman	2003
	60	Trevor Urban	1999
	60	Jim Bartlett	1997

Hits

1.	97	Sean Karpen	2009
2.	94	Travis Snyder	1997
3.	87	Rick Sforzo	1986
4.	82	Trevor Urban	1997
5.	81	Stu Beath	2009
	81	Matt Miller	2004
7.	79	Matthew Johnson	2010
	79	Tim Basilone	1980
9.	78	Trevor Urban	1998
10.	77	Matt Miller	2003
	77	Matt Jackson	1997
12.	75	Dan Penberthy	2001
	75	Russ Miller	1986

Doubles

1.	25	Travis Snyder	1997
2.	23	Stu Beath	2009
	23	Luke Ullman	2005
	23	Matt Miller	2004
	23	Rick Sforzo	1987
6.	22	Eddie Reese	2013
	22	Russ Miller	1986
8.	21	Jake Frank	2004
	21	Trevor Urban	1999
10.	20	Rick Sforzo	1986

Triples

1.	8	Matthew Johnson	2010
	8	Greg Van Horn	2010
3.	7	Trevor Urban	1997
	7	Brent Bizyak	1989
5.	6	Jake Frank	2002
	6	Rob Steele	1976
7.	5	Seven players	

Home Runs

1.	21	Matt Jackson	1997
2.	18	Kurt Kapferer	2006
	18	Trevor Urban	1997
4.	16	Pat Christensen	2005
	16	Kurt Kapferer	2004
	16	Trevor Urban	1998
	16	Rick Sforzo	1987
	16	Dave Kessler	1986
	16	Rick Sforzo	1986
	16	Mike Knox	1980
11.	15	Luke Ullman	2005
	15	Matt Jackson	1996
13.	14	Jared Treadway	2001
	14	Chris Mihin	1998
	14	Matt Hiestand	1990

Runs Batted In

1.	77	Rick Sforzo	1986
2.	75	Matt Jackson	1997
	75	Dave Kessler	1986
4.	73	Matt Groezinger	2009
5.	70	Tim Basilone	1980
6.	67	Mike Knox	1980
7.	65	Trevor Urban	1999
8.	64	Pat Christensen	2005
9.	63	Luke Ullman	2005
10.	62	Jake Frank	2003
11.	61	Trevor Urban	1998
12.	60	Trevor Urban	1997

Total Bases

1.	168	Travis Snyder	1997
2.	163	Rick Sforzo	1986
3.	160	Trevor Urban	1997
4.	156	Matt Jackson	1997
5.	149	Trevor Urban	1998
6.	148	Sean Karpen	2009
7.	142	Matthew Johnson	2010
8.	135	Rick Sforzo	1987
9.	131	Matt Groezinger	2009
	131	Jared Treadway	2001

Slugging Percentage (min. 100 at bats)

1.	.890 (130 TB-146 AB)	Greg Van Horn	2010
2.	.876 (163 TB-186 AB)	Rick Sforzo	1986
3.	.852 (144 TB-169 AB)	Luke Ullman	2005
4.	.849 (119 TB-159 AB)	Rick Sforzo	1987
5.	.847 (149 TB-176 AB)	Trevor Urban	1998
6.	.832 (168 TB-202 AB)	Travis Snyder	1997
7.	.828 (125 TB-151 AB)	Matt Jackson	1996
8.	.826 (142 TB-172 AB)	Matthew Johnson	2010
9.	.823 (121 TB-147 AB)	Kurt Kapferer	2006
10.	.822 (111 TB-135 AB)	Chris Mihin	1998

Strikeouts

1.	48	Jake Sankal	2008
2.	39	Shane Flinner	1997
	39	Ben Maibach	1997
4.	38	Pat Christensen	2008
	38	Mark McKinney	1993
5.	37	Jake Sankal	2007
	37	Kurt Kapferer	2005
	37	Ken Brown	1984
8.	36	Kurt Kapferer	2004
	36	Terry Gladis	1994

Walks

1.	59	Dave King	1980
2.	45	Dave King	1981
	45	Bill Colvin	1979
4.	44	Mark Kraus	1980
5.	41	Dave King	1979
6.	39	Rick Sforzo	1987
	39	John Wachtel	1983
8.	37	Chris Bell	1990
	37	Tom Flynn	1989
10.	36	Matt Jackson	1997
	36	Rob Peterson	1989
	36	Tim Basilone	1979

Hit By Pitches

1.	30	Brandon Boesiger	2006
2.	23	Brandon Boesiger	2005
3.	19	Greg Van Horn	2011
	19	George Radigan	2003
5.	17	Travis Snyder	1999
6.	16	Shane Flinner	1999
	16	Trevor Urban	1997
8.	15	Shane Flinner	1998
9.	14	John McLain	2013
	14	Craig Day	2012
	14	Shane Flinner	2000
	14	Travis Snyder	1998

Sacrifices

1.	12 (10 SH, 2 SF)	John Warren	2009
2.	11 (8 SH, 3 SF)	Michael DeBord	2011
	11 (7 SH, 4 SF)	Stu Beath	2009
4.	10 (6 SH, 4 SF)	Luke Sutton	2009
	10 (6 SH, 4 SF)	Brandon Boesiger	2004
6.	9 (6 SH, 3 SF)	John McLain	2013
	9 (2 SH, 7 SF)	Stu Beath	2010
	9 (9 SH, 0 SF)	Travis Snyder	1997
	9 (9 SH, 0 SF)	John Tomlinson	1994
10.	8 (4 SH, 4 SF)	Luke Sutton	2010
	8 (4 SH, 4 SF)	Bubba O'Donnell	2008
	8 (5 SH, 3 SF)	Shaun Swearingen	2005
	8 (5 SH, 3 SF)	Ross Yoder	2005
	8 (8 SH, 0 SF)	Matt Jackson	1996
	8 (2 SH, 6 SF)	Mike Casey	1990
	8 (8 SH, 0 SF)	Mark Kraus	1980
17.	7	14 players	

On-Base Percentage (min. 100 plate appearances)

1.	.596 (96-161)	Brandon Boesiger	2006
2.	.564 (102-181)	Greg Van Horn	2010
3.	.548 (92-168)	Greg Van Horn	2011
4.	.543 (94-173)	Dan Penberthy	2001
5.	.537 (94-175)	Brian Stevens	2001
6.	.534 (110-206)	Matt Miller	2004
7.	.532 (107-201)	Matthew Johnson	2010
8.	.532 (99-186)	Jake Frank	2003
9.	.528 (112-212)	Trevor Urban	1998
10.	.528 (113-214)	Rick Sforzo	1986

Stolen Bases

1.	44	Terry Gladis	1994
2.	35	Terry Gladis	1995
3.	31	P.J. Guerrieri	1996
4.	30	Matt Miller	2004
	30	P.J. Guerrieri	1995
6.	29	Jared Treadway	2001
7.	25	Sean Karpen	2008
	25	Tom Flynn	1989
9.	24	Jared Treadway	2000
	24	Travis Snyder	1999

ALL-TIME INDIVIDUAL RECORDS FOR A SEASON

Pitching

Appearances

1.	26	Mark Miller	2008
2.	24	Justin McDowell	2009
	24	Mark Miller	2009
4.	23	Mark Miller	2007
5.	22	Jon Rothman	2013
	22	Ryan Mullins	2005
	22	Drew Binkowski	1997
8.	21	Walt Samson	2005
	21	Rich Danch	1989
10.	20	Matt Rodgers	1997
	20	Jim Robertson	1990

Games Started

1.	16	Matt Rodgers	1997
	16	Dan Van Dyke	1997
	16	Brett Beech	1994
4.	14	Anthony Trapuzzano	2009
	14	Ben Maibach	1999
	14	Andy Matonak	1976
7.	13	Justin McDowell	2009
	13	Jon Oliver	2005
	13	Matt Rodgers	1995
	13	Rob Piscetta	1987
	13	Tom Daly	1986
12.	12	15 players	

Complete Games

1.	12	Andy Matonak	1976
2.	11	Mike Knox	1980
	11	Russ Crawford	1979
	11	Denny Laduke	1976
5.	10	Russ Crawford	1977
6.	9	Rob Piscetta	1987
	9	Rob Hatfield	1985
	9	Rob Hatfield	1984
	9	Russ Crawford	1978
10.	8	Six players	

Wins

1.	13	Justin McDowell	2009
	13	Brett Beech	1994
3.	12	Keenan White	2013
	12	Matt Rodgers	1997
	12	Matt Rodgers	1995
	12	Rob Piscetta	1987
7.	11	Mark Miller	2009
	11	Adam Samson	2007
	11	Matt Englander	2001
	11	Dan Van Dyke	1997
	11	Bob McFadden	1980
	11	Russ Crawford	1977
13.	10	Eight players	

Winning Percentage (min. eight decisions)

1.	1.000 (11-0)	Adam Samson	2007
	1.000 (11-0)	Bob McFadden	1980
	1.000 (10-0)	Drew Binkowski	1997
	1.000 (9-0)	Drew Binkowski	1998
	1.000 (8-0)	Jon Oliver	2006
6.	.923 (12-1)	Matt Rodgers	1995
7.	.917 (11-1)	Matt Englander	2001
	.917 (11-1)	Russ Crawford	1977
9.	.909 (10-1)	Mike Knox	1980
10.	.900 (9-1)	Gerry Sagerman	1988

Relief Appearances

1.	26	Mark Miller	2008
2.	23	Mark Miller	2007
3.	22	Jon Rothman	2013
	22	Ryan Mullins	2005
5.	19	Tanner Hall	2009
	19	Ryan Mullins	2006
	19	Jim Robertson	1990
8.	18	Zach Klein	2013
	18	Tyler Fugate	2009
	18	Luke Katich	2005
	18	Rick Walter	1985

Saves

1.	13	Mark Miller	2008
2.	8	Mark Miller	2007
	8	Jim Robertson	1990
4.	7	Tyler Fugate	2011
	7	Luke Katich	2005
6.	6	Rich Danch	1988
7.	5	Steve Hagen	2012
	5	Tyler Fugate	2010
	5	Mark Miller	2009
	5	Matt Rodgers	1994
	5	Barry Craddock	1993
	5	Rich Danch	1987

Earned Run Average (min. 50 innings)

1.	1.04 (9 ER-78.0 IP)	Walt Vanderbush	1978
2.	1.13 (8 ER-63.2 IP)	Byron Morris	1954
3.	1.24 (12 ER-87.0 IP)	Mike Knox	1980
4.	1.49 (12 ER-72.1 IP)	Andy Matonak	1975
5.	1.60 (10 ER-56.1 IP)	Chuck Chokenea	1981
6.	1.61 (14 ER-78.1 IP)	Adam Samson	2007
7.	1.68 (17 ER-91.0 IP)	Russ Crawford	1979
8.	1.71 (12 ER-63.0 IP)	John Zasadni	1977
9.	1.87 (14 ER-67.1 IP)	Matt Englander	2001
10.	1.88 (23 ER-110.0 IP)	Andy Matonak	1976
11.	1.99 (15 ER-68.0 IP)	Jon Oliver	2006
12.	1.99 (17 ER-77.0 IP)	Dennis Laduke	1976

Innings Pitched (90.0 or more)

1.	113.2	Justin McDowell	2009
2.	111.1	Matt Rodgers	1997
3.	110.0	Andy Matonak	1976
4.	109.2	Brett Beech	1994
5.	96.2	Mark Miller	2009
6.	95.1	Dan Van Dyke	1997
7.	92.2	Russ Crawford	1977
8.	91.1	Steve Hagen	2013
	91.1	Matt Rodgers	1995
10.	91.0	Russ Crawford	1979

Strikeouts

1.	116	Russ Crawford	1979
2.	105	John Adie	1946
3.	96	Bob McFadden	1980
4.	94	Justin McDowell	2009
	94	Andy Matonak	1976
6.	93	Anthony Trapuzzano	2007
7.	87	Walt Vanderbush	1979
8.	86	Matt Barnes	2007
9.	85	Keenan White	2013
10.	83	Matt Rodgers	1997
	83	Rob Piscetta	1987
12.	77	Chuck Chokenea	1980
	77	Russ Crawford	1977
14.	76	Adam Samson	2007
	76	Russ Crawford	1978

Walks

1.	52	Tom Daly	1986
	52	Bob McFadden	1980
3.	50	Mike Hatfield	1988
	50	Rob Hatfield	1985
5.	49	Walt Vanderbush	1979
6.	46	Russ Crawford	1977
7.	45	Matt Rodgers	1997
	45	Mike Hatfield	1987
9.	43	Nick Donatelli	1994
	43	Rob Hatfield	1982

Fielding

Putouts

1.	418	Chris Mihin	1997
2.	377	Chris Cingolani	1994
3.	361	Kurt Kapferer	2004
4.	355	Mike O'Brien	1988
5.	336	Mike O'Brien	1987
6.	331	Sean Flynn	1995
7.	329	Sheldon Steiner	2007
8.	325	Chris Cingolani	1992
9.	324	Chris Mihin	1999
10.	321	Matt Hiestand	1989

Assists

1.	150	Matt Vincler	1994
2.	149	Jim Bartlett	1997
3.	134	Tim Lake	1996
4.	132	Jim Bartlett	1998
5.	128	John McLain	2013
	128	Luke Ullman	2004
7.	127	Eddie Reese	2012
8.	126	Rick Storzo	1987
9.	125	John Warren	2009
10.	123	Brian Kemery	2000
	123	Travis Snyder	1999

Errors

1.	32	Jim Bartlett	1998
2.	29	Pete Meyer	1986
3.	24	Jim Bartlett	1997
	24	Bob McFadden	1979
5.	21	Oliver Enos	2006
6.	20	Matt Miller	2001
	20	Brian Kemery	2000
8.	19	John Quimby	2006
	19	Tim Lake	1996
10.	18	Eddie Reese	2013
	18	Luke Ullman	2004
	18	David Gorsuch	1975

Bold indicates current player

ALL-TIME INDIVIDUAL RECORDS FOR A CAREER

Hitting

Games Played

1.	192	Travis Snyder	1996-99
2.	184	Shane Flinner	1997-00
3.	182	Jake Frank	2002-05
4.	181	Rick Sforzo	1984-87
5.	179	Sean Karpen	2006-09
	179	Luke Ullman	2002-05
	179	Jared Treadway	1999-02
8.	178	Shaun Swearingen	2004-07
	178	Tim Basilone	1978-81
10.	177	Matt Miller	2001-04
	177	Trevor Urban	1996-99

Batting Average (min. 250 at bats)

1.	.456 (125-274)	Greg Van Horn	2010-11
2.	.420 (126-300)	Dan Penberthy	2001-02
3.	.415 (263-634)	Rick Sforzo	1984-87
4.	.413 (265-642)	Jake Frank	2002-05
5.	.410 (233-569)	Trevor Urban	1996-99
6.	.407 (277-681)	Matt Miller	2001-04
7.	.399 (115-288)	P.J. Guerrieri	1993-96
8.	.394 (238-604)	Sean Karpen	2006-09
9.	.390 (115-295)	Brian Sullivan	1984-87
10.	.384 (177-461)	Bryan Kinney	1997-98, 00
11.	.383 (194-507)	Russ Miller	1983-86
12.	.381 (222-657)	Travis Snyder	1996-99

At Bats

1.	681	Matt Miller	2001-04
2.	658	Jared Treadway	1999-02
3.	657	Travis Snyder	1996-99
4.	642	Jake Frank	2002-05
5.	634	Rick Sforzo	1984-87
6.	614	Tim Basilone	1978-81
7.	607	Luke Ullman	2002-05
8.	604	Sean Karpen	2006-09
9.	591	Pat Christensen	2005-08
10.	577	Shane Flinner	1997-00

Runs Scored

1.	224	Trevor Urban	1996-99
2.	218	Jake Frank	2002-05
3.	217	Luke Ullman	2002-05
	217	Jared Treadway	1999-02
5.	215	Travis Snyder	1996-99
6.	206	Matt Miller	2001-04
7.	202	Rick Sforzo	1984-87
8.	189	Sean Karpen	2006-09
9.	169	Shane Flinner	1997-00
10.	159	Shaun Swearingen	2004-07
11.	158	Pat Christensen	2005-08
	158	Kurt Kapferer	2003-06
	158	Bill Daugherty	1999-02
	158	Jim Bartlett	1995-98

Hits

1.	277	Matt Miller	2001-04
2.	265	Jake Frank	2002-05
3.	263	Rick Sforzo	1984-87
4.	250	Travis Snyder	1996-99
5.	249	Jared Treadway	1999-02
6.	238	Sean Karpen	2006-09
7.	233	Trevor Urban	1996-99
8.	227	Tim Basilone	1978-81
9.	226	Luke Ullman	2002-05
10.	202	Pat Christensen	2005-08
11.	200	Cary McConnell	1986-89

Doubles

1.	66	Rick Sforzo	1984-87
2.	65	Travis Snyder	1996-99
3.	63	Luke Ullman	2002-05
4.	59	Jake Frank	2002-05
5.	57	Matt Miller	2001-04
6.	52	Trevor Urban	1996-99
7.	47	Jared Treadway	1999-02
8.	45	Sean Karpen	2006-09
9.	44	Pat Christensen	2005-08
	44	Chris Mihin	1996-99
11.	43	Stu Beath	2007-10
12.	42	Russ Miller	1983-86
	42	Tim Kelly	1978-81
14.	40	Bill Daugherty	1999-02
	40	Chris Cingolani	1991-94

Triples

1.	13	Jake Frank	2002-05
2.	12	Matthew Johnson	2007-10
	12	Tom Flynn	1988-91
4.	10	Greg Van Horn	2010-11
	10	Trevor Urban	1996-99
	10	Erik Hagen	1990-93
	10	Brent Bizyak	1986-89
	10	Rob Steele	1974-76
9.	9	Jared Treadway	1999-02
	9	Travis Snyder	1996-99

Home Runs

1.	49	Kurt Kapferer	2003-06
2.	42	Trevor Urban	1996-99
3.	41	Shane Flinner	1997-00
4.	40	Rick Sforzo	1984-87
5.	38	Pat Christensen	2005-08
	38	Matt Jackson	1994-97
	38	Matt Hiestand	1987-90
8.	37	Luke Ullman	2002-05
9.	35	Jake Frank	2002-05
	35	Chris Mihin	1996-99
11.	34	Mike Knox	1978-81
12.	32	Matt Groezinger	2008-10
13.	31	Travis Snyder	1996-99
14.	28	Jared Treadway	1999-02
15.	26	Mike O'Brien	1985-88

Runs Batted In

1.	224	Jake Frank	2002-05
2.	198	Rick Sforzo	1984-87
3.	192	Shane Flinner	1997-00
4.	190	Trevor Urban	1996-99
5.	189	Kurt Kapferer	2003-06
6.	183	Matt Hiestand	1987-90
7.	181	Chris Mihin	1996-99
8.	175	Luke Ullman	2002-05
	175	Tim Basilone	1978-81
10.	168	Travis Snyder	1996-99
11.	163	Matt Groezinger	2008-10
12.	162	Matt Miller	2001-04
13.	160	Cary McConnell	1986-89
14.	156	Pat Christensen	2005-08
15.	153	Matt Jackson	1994-97

Total Bases

1.	461	Rick Sforzo	1984-87
2.	455	Jake Frank	2002-05
3.	431	Trevor Urban	1996-99
4.	423	Travis Snyder	1996-99
5.	415	Matt Miller	2001-04
6.	412	Luke Ullman	2002-05
7.	398	Jared Treadway	1999-02
8.	384	Kurt Kapferer	2003-06
9.	362	Pat Christensen	2005-08
10.	357	Shane Flinner	1997-00
	357	Matt Hiestand	1987-90

Slugging Percentage (min. 250 at bats)

1.	.759 (208 TB-274 AB)	Greg Van Horn	2010-11
2.	.757 (431 TB-569 AB)	Trevor Urban	1996-99
3.	.738 (314 TB-425 AB)	Matt Jackson	1994-97
4.	.727 (461 TB-634 AB)	Rick Sforzo	1984-87
5.	.726 (384 TB-529 AB)	Kurt Kapferer	2003-06
6.	.709 (455 TB-642 AB)	Jake Frank	2002-05
7.	.683 (205 TB-300 AB)	Dan Penberthy	2001-02
8.	.679 (412 TB-607 AB)	Luke Ullman	2002-05
9.	.677 (357 TB-527 AB)	Matt Hiestand	1987-90
10.	.663 (230 TB-347 AB)	Dave Kessler	1985-86

Strikeouts

1.	125	Kurt Kapferer	2003-06
2.	123	Jake Sankal	2005-08
3.	117	Mark McKinney	1990-93
4.	114	Shane Flinner	1997-00
5.	112	Travis Snyder	1996-98
6.	109	Jared Treadway	1999-02
7.	105	Pat Christensen	2005-08
8.	98	Brian Stevens	2000-03
9.	91	Luke Ullman	2002-05
	91	Tim Pettorini	1992-95

Walks

1.	158	Dave King	1978-81
2.	114	Jake Frank	2002-05
3.	112	Brian Stevens	2000-03
	112	Matt Hiestand	1987-90
5.	109	Bill Colvin	1976-79
6.	105	Rick Sforzo	1984-87
7.	98	Kurt Kapferer	2003-06
8.	93	Steve Czwalga	1980-83
	93	Mark Kraus	1978-81
10.	92	Tim Basilone	1978-81

Hit By Pitches

1.	74	Brandon Boesiger	2004-07
2.	51	Shane Flinner	1997-00
3.	45	Travis Snyder	1996-99
4.	43	Luke Ullman	2002-05
5.	39	George Radigan	2000-03
6.	38	Trevor Urban	1996-99
7.	32	Greg Van Horn	2010-11
	32	Shaun Swearingen	2004-07
	32	Kurt Kapferer	2003-06
10.	30	Craig Day	2011-pres.
	30	Sean Karpen	2006-09
	30	Chris Mihin	1996-99

Sacrifices

1.	26 (17 SH, 9 SF)	Michael DeBord	2009-12
2.	24 (12 SH, 12 SF)	Stu Beath	2007-10
	24 (21 SH, 3 SF)	Travis Snyder	1996-99
4.	20 (14 SH, 6 SF)	Matt Burdette	1989-92
5.	19 (9 SH, 10 SF)	Brandon Boesiger	2004-07
	19 (0 SH, 19 SF)	Jake Frank	2002-05
7.	18 (10 SH, 8 SF)	Luke Sutton	2007-10
	18 (2 SH, 16 SF)	Luke Ullman	2002-05
	18 (18 SH, 0 SF)	Dave King	1978-81
10.	17 (13 SH, 4 SF)	Matt Vincler	1991-94
	17 (7 SH, 10 SF)	Eric Ott	1987-90
12.	16 (13 SH, 3 SF)	John Waren	2006-09
	16 (10 SH, 6 SF)	Bubba O'Donnell	2005-08
	16 (16 SH, 0 SF)	Matt Jackson	1994-97

On-Base Percentage (min. 250 plate appearances)

1.	.556 (194-349)	Greg Van Horn	2010-11
2.	.511 (281-550)	Brandon Boesiger	2004-07
3.	.505 (358-709)	Trevor Urban	1996-99
4.	.501 (397-793)	Jake Frank	2002-05
5.	.496 (368-742)	Rick Sforzo	1984-87
6.	.491 (325-662)	Kurt Kapferer	2003-06
7.	.486 (173-356)	Dan Penberthy	2001-02
8.	.479 (313-654)	Matt Hiestand	1987-90
9.	.475 (359-756)	Luke Ullman	2002-05
10.	.473 (335-708)	Sean Karpen	2006-09

Stolen Bases

1.	95	Terry Gladis	1992-95
2.	89	Jared Treadway	1999-02
3.	84	Sean Karpen	2006-09
4.	71	Bill Colvin	1976-79
5.	70	Matt Miller	2001-04
6.	68	Rick Sforzo	1984-87
7.	66	Travis Snyder	1996-99
8.	61	P.J. Guerrieri	1993-96
9.	55	Tom Flynn	1988-91
10.	52	Trevor Urban	1996-99

ALL-TIME INDIVIDUAL RECORDS FOR A CAREER

Pitching

Appearances

1.	73	Mark Miller	2007-09
2.	71	Rich Danch	1986-89
3.	67	Matt Rodgers	1994-97
4.	66	Luke Katich	2003-06
5.	64	Tyler Fugate	2008-11
		Justin McDowell	2008-11
7.	62	Adam Samson	2005-08
8.	59	Matt Barnes	2007-11
	59	Nick Donatelli	1993-96
10.	58	Jon Oliver	2003-06
	58	Matt Englander	1999-02
12.	57	Matt DeGrand	2007-10
13.	54	Walt Samson	2003-06
	54	Jay Terry	1989-92
15.	52	John Werner	1999-02
	52	Barry Craddock	1991-94

Games Started

1.	48	Anthony Trapuzzano	2006-09
2.	43	Matt Barnes	2007-11
	43	Jon Oliver	2003-06
4.	42	Adam Samson	2005-08
	42	Matt Rodgers	1994-97
6.	41	Matt Englander	1999-02
	41	John Werner	1999-02
8.	38	Jason Weiner	1988-91
9.	37	Justin McDowell	2008-11
10.	36	Rob Piscetta	1984-87
	36	Russ Crawford	1977-79

Complete Games

1.	30	Russ Crawford	1977-79
2.	25	Mike Knox	1978-81
3.	22	Matt Rodgers	1994-97
4.	20	Rob Hatfield	1982-85
5.	19	Chuck Chokenea	1979-82
	19	Andy Matonak	1975-76
7.	18	Rob Piscetta	1984-87
8.	17	Bob McFadden	1978-81
9.	16	Tom Daly	1983-86
10.	14	Matt Englander	1999-02

Wins

1.	34	Matt Rodgers	1994-97
2.	33	John Werner	1999-02
3.	32	Matt Englander	1999-02
4.	30	Justin McDowell	2008-11
5.	29	Anthony Trapuzzano	2006-09
	29	Jon Oliver	2003-06
7.	28	Adam Samson	2005-08
	28	Russ Crawford	1977-79
9.	26	Mike Morris	1996-99
	26	Jason Weiner	1988-91
11.	25	Mike Knox	1978-81
12.	24	Matt Barnes	2007-11
	24	Dan Van Dyke	1995-98
	24	Rob Piscetta	1984-87

Winning Percentage (min. 15 decisions)

1.	1.000 (19-0)	Drew Binkowski	1997-98
2.	.920 (23-2)	Bob McFadden	1978-81
3.	.897 (26-3)	Mike Morris	1996-99
4.	.879 (29-4)	Jon Oliver	2003-06
5.	.833 (20-4)	Matt DeGrand	2007-10
	.833 (25-5)	Mike Knox	1978-81
7.	.828 (24-5)	Dan Van Dyke	1995-98
8.	.826 (19-4)	Justin Alaburda	2001-04
9.	.824 (28-6)	Russ Crawford	1977-79
10.	.818 (18-4)	Andy Matonak	1975-76

Relief Appearances

1.	69	Rich Danch	1986-89
2.	63	Mark Miller	2007-09
3.	56	Tyler Fugate	2008-11
4.	52	Jay Terry	1989-92
5.	51	Luke Katich	2003-06
6.	44	Jim Robertson	1987-90
7.	43	Walt Samson	2003-06
	43	Barry Craddock	1991-94
	43	Randy Terry	1969-72
10.	41	Ryan Mullins	2005-06
11.	38	Joe Vardon	1999-02

Saves

1.	26	Mark Miller	2007-09
2.	16	Rich Danch	1986-89
3.	12	Tyler Fugate	2008-11
4.	11	Jim Robertson	1987-90
5.	9	Luke Katich	2003-06
6.	8	Matt Rodgers	1994-97
7.	7	Barry Craddock	1991-94
	7	Jay Terry	1989-92
	7	Mike Patterson	1972-75
10.	6	Steve Hagen	2011-pres.
	6	Zach Klein	2011-pres.

Earned Run Average (min. 100 innings)

1.	1.73 (35 ER in 182.1 IP)	Andy Matonak	1975-76
2.	2.13 (27 ER in 114.0 IP)	Tom McConihe	1957-60
3.	2.14 (44 ER in 184.2 IP)	Mark Miller	2007-09
4.	2.20 (62 ER in 242.2 IP)	Mike Knox	1978-81
5.	2.23 (54 ER in 218.0 IP)	Chuck Chokenea	1979-82
6.	2.37 (69 ER in 262.2 IP)	Russ Crawford	1977-79
7.	2.53 (50 ER in 134.1 IP)	Bob McFadden	1978-81
8.	2.59 (37 ER in 128.2 IP)	David King	1978-81
9.	2.69 (79 ER in 264.2 IP)	Adam Samson	2005-08
10.	2.71 (48 ER in 154.2 IP)	Drew Binkowski	1997-98
11.	2.79 (85 ER in 275.1 IP)	Matt Englander	1999-02
12.	2.94 (91 ER in 278.2 IP)	Jon Oliver	2003-06
13.	2.94 (82 ER in 251.0 IP)	John Werner	1999-02

Innings Pitched

1.	316.2	Matt Rodgers	1994-97
2.	278.2	Jon Oliver	2003-06
3.	275.1	Matt Englander	1999-02
4.	268.2	Justin McDowell	2008-11
5.	265.1	Nick Donatelli	1993-96
6.	264.2	Adam Samson	2005-08
7.	264.1	Anthony Trapuzzano	2006-09
8.	262.1	Russ Crawford	1977-79
9.	252.2	Mike Knox	1978-81
10.	251.0	John Werner	1999-02
11.	250.1	Matt Barnes	2007-11

Strikeouts

1.	276	Matt Barnes	2007-11
2.	269	Russ Crawford	1977-79
3.	260	Anthony Trapuzzano	2006-09
4.	256	Jon Oliver	2003-06
5.	247	Justin McDowell	2008-11
6.	237	Adam Samson	2005-08
	237	Matt Englander	1999-02
8.	233	John Werner	1999-02
9.	208	Matt Rodgers	1994-97
10.	207	Rob Hatfield	1982-85
11.	204	Chuck Chokenea	1979-82
12.	201	Bob McFadden	1978-81

Walks

1.	157	Mike Hatfield	1985-88
2.	141	Tom Daly	1983-86
3.	140	Rob Hatfield	1982-85
4.	123	Brian Makowski	1993-96
5.	113	Matt Rodgers	1994-97
6.	103	Rob Piscetta	1984-87
	103	Russ Crawford	1977-79
8.	102	Bob McFadden	1978-81
9.	100	Nick Donatelli	1993-96
10.	97	Jason Weiner	1988-91

Fielding

Putouts

1.	1,091	Chris Cingolani	1991-94
2.	1,078	Mike O'Brien	1985-88
3.	1,071	Chris Mihin	1996-99
4.	898	Brandon Boesiger	2004-07
5.	833	Tim Kelly	1978-81
6.	806	Steve Czwalga	1980-83
7.	773	Shane Swearingen	2007-10
8.	722	George Radigan	2000-03
9.	695	Matt Hiestand	1987-90
10.	684	Kurt Kapferer	2003-06

Assists

1.	443	Jim Bartlett	1995-98
2.	420	Luke Ullman	2002-05
3.	392	Jake Frank	2002-05
	392	Matt Miller	2001-04
5.	387	Matthew Johnson	2007-10
6.	355	Matt Vincler	1991-94
7.	342	Travis Snyder	1996-99
8.	339	Tim Lake	1993-96
9.	331	Eric Ott	1987-90
10.	328	Rick Sforzo	1984-87

Errors

1.	72	Jim Bartlett	1995-98
2.	67	Luke Ullman	2002-05
3.	51	Rick Sforzo	1984-87
4.	49	Peter Meyer	1984-87
5.	46	Tim Lake	1993-96
	46	Matt Vincler	1991-94
	46	Dave Gorsuch	1974-77
8.	45	Cary McConnell	1986-89
9.	42	Travis Snyder	1996-99
	42	Tim Basilone	1978-81

Bold indicates current player

YEAR-BY-YEAR LEADERS

Hitting

YEAR	BATTING AVERAGE*	RUNS BATTED IN	HOME RUNS	RUNS SCORED
2013	Jarrold Mancine — .392	Eddie Reese — 54	Eddie Reese — 8	John McLain — 52
2012	Eddie Reese — .369	Eddie Reese — 34	Billy Farrow — 8	Eddie Reese — 37
2011	Greg Van Horn — .422	Zac Mathie — 42	Craig Day/Zac Mathie — 5	Greg Van Horn — 42
2010	Greg Van Horn — .486	Matt Groezinger — 57	Matthew Johnson — 11	Matthew Johnson — 69
2009	Sean Karpen — .435	Matt Groezinger — 73	Matt Groezinger — 12	Sean Karpen — 77
2008	Sean Karpen — .417	Sean Karpen — 47	Pat Christensen — 11	Sean Karpen — 49
2007	Sheldon Steiner — .384	Sheldon Steiner — 49	Sheldon Steiner — 10	Shaun Swearingen — 54
2006	Shaun Swearingen — .435	Kurt Kapferer/John Quimby — 54	Kurt Kapferer — 18	Brandon Boesiger — 57
2005	Luke Ullman — .426	Pat Christensen — 64	Pat Christensen — 16	Luke Ullman — 69
2004	Matt Miller — .460	Kurt Kapferer — 58	Kurt Kapferer — 16	Matt Miller — 66
2003	Matt Miller — .440	Jake Frank — 62	Jake Frank — 11	Luke Ullman — 60
2002	Matt Miller — .416	Bill Daugherty — 52	Bill Daugherty — 11	Jared Treadway — 54
2001	Dan Penberthy — .497	Dan Penberthy — 56	Jared Treadway — 14	Dan Penberthy/Jared Treadway — 59
2000	Jared Treadway — .381	Ben Byo — 44	Andy Nowicki — 13	Jared Treadway — 53
1999	Trevor Urban — .400	Trevor Urban — 65	Shane Flinner — 12	Travis Snyder — 62
1998	Trevor Urban — .443	Trevor Urban — 61	Trevor Urban — 16	Trevor Urban — 74
1997	Travis Snyder — .465	Matt Jackson — 75	Matt Jackson — 21	Trevor Urban — 79
1996	Matt Jackson — .411	Matt Jackson — 56	Matt Jackson — 15	Tim Lake — 56
1995	P.J. Guerrieri — .409	P.J. Guerrieri — 42	P.J. Guerrieri — 6	P.J. Guerrieri — 59
1994	Chris Cingolani — .455	Chris Cingolani — 57	Chris Cingolani — 12	Terry Gladis — 63
1993	Erik Hagen — .413	Erik Hagen — 33	John Tomlinson — 6	Matt Vincler — 47
1992	Chris Cingolani — .363	Chris Cingolani — 43	Chris Cingolani — 7	Scott Collins — 35
1991	Chris Bell — .374	Chris Bell — 51	Chris Bell — 8	Tom Flynn — 40
1990	Chris Bell — .415	Matt Hiestand — 52	Matt Hiestand — 14	Matt Hiestand — 41
1989	Brent Bizyak — .437	Matt Hiestand — 55	Matt Hiestand — 7	Brent Bizyak/Tom Flynn — 52
1988	Matt Hiestand — .399	Matt Hiestand — 46	Matt Hiestand — 8	Rob Howerton — 42
1987	Cary McConnell — .411	Cary McConnell — 58	Rick Sforzo — 16	Rick Sforzo — 59
1986	Rick Sforzo — .468	Rick Sforzo — 77	Rick Sforzo/Dave Kessler — 16	Rick Sforzo — 74
1985	Rick Sforzo — .446	Dave Kessler — 52	Dave Kessler — 9	Rick Sforzo — 46
1984	Dave Kajganich — .380	Russ Miller — 34	Ken Brown — 5	Dave Kajganich — 29
1983	Steve Czwalga — .383	Steve Fodor — 32	Steve Czwalga — 9	John Wachtel — 40
1982	Jeff Cox — .377	Steve Czwalga — 21	Steve Czwalga — 4	Steve Ficyk/Robert Schmuck — 20
1981	Tim Basilone — .447	Tim Basilone — 48	Mike Knox — 9	Mark Kraus — 41
1980	Tim Basilone — .439	Tim Basilone — 70	Mike Knox — 16	Tim Kelly — 64
1979	Walt Vanderbush — .383	Mike Knox — 41	Mike Knox — 9	Russ Crawford/Bill Colvin — 39
1978	Mike Treadway — .322	Mike Treadway — 26	Russ Crawford — 3	Mike Treadway/Bill Colvin — 32
1977	Steve Sunagel — .378	Steve Sunagel/Dan Gorsuch — 26	Steve Sunagel — 4	Steve Sunagel — 39
1976	Rob Steele — .339	Rob Steele/Dan Gorsuch — 26	Rob Steele/Dan Gorsuch — 3	Rob Steele — 31
1975	Rob Steele — .409	Rob Steele — 17	Mark Bullock — 3	Rob Steele — 21
1974	Dave Gorsuch — .357	Denny Zeiters — 21	Rick Hopkins — 3	John Bohannon — 18
1973	Dan Taylor — .393	John McElwain — 13	John McElwain/Denny Porr — 1	Whitman/Denny Zeiters — 13
1972	Bill Dinasky — .389	Bill Dinasky — 21	Bill Dinasky — 5	Dave Whitman — 17
1971	Doug Dye — .406	John Houser — 19	Numerous — 1	Doug Dye — 26
1970	Dave Poetter — .320	Dave Poetter — 16	Tom Boardman/Phil Sachs — 1	Dave Hopkins — 24
1969	Kim Hauenstein — .373	John Houser — 14	Numerous — 1	Dave Hopkins — 20
1968	Kim Hauenstein — .382	Tom Boardman — 16	Tom Boardman — 3	Dave Hopkins — 19

*Batting average is based on a minimum of 2.1 at bats per game.

YEAR-BY-YEAR LEADERS

Pitching

YEAR	VICTORIES	STRIKEOUTS	SAVES	ERA*
2013	Keenan White —12	Keenan White —85	Zach Klein —3	Kyle Koski —2.14
2012	Steve Hagen/Josh Stidham—7	Josh Stidham —56	Steve Hagen —5	Josh Stidham —2.61
2011	Justin McDowell —6	Matt Barnes —72	Tyler Fugate —7	Matt Barnes —2.76
2010	Justin McDowell —8	Justin McDowell —71	Tyler Fugate —5	Justin McDowell —2.64
2009	Justin McDowell —13	Justin McDowell —94	Mark Miller —5	Justin McDowell —2.38
2008	Anthony Trapuzzano —8	Adam Samson —70	Mark Miller —13	Mark Miller —1.97
2007	Adam Samson —11	Anthony Trapuzzano —93	Mark Miller —8	Mark Miller —1.49
2006	Jon Oliver / Adam Samson 8	Jon Oliver —69	Ryan Mullins/Walt Samson —3	Jon Oliver —1.99
2005	Jon Oliver / Ryan Mullins —7	Jon Oliver —69	Luke Katich —7	Jon Oliver —2.29
2004	Brian Miller —8	Brian Miller —62	Justin Alaburda —2	Reilly Enos —2.35
2003	Justin Alaburda / Jon Oliver —8	Jon Oliver —74	Jake Nicholson —1	Justin Alaburda —3.26
2002	Matt Englander —10	John Werner —67	Justin Alaburda —2	Matt Englander —2.31
2001	Matt Englander —11	Matt Englander —62	Chad Lowe —2	Matt Englander —1.87
2000	Matt Englander / Ben Maibach —7	Matt Englander —66	Ross May / Nic Moga —2	Ben Maibach —2.45
1999	John Werner —10	Ben Maibach —60	Matt Englander —2	John Werner —2.12
1998	Dan Van Dyke —10	Drew Binkowski —66	Drew Binkowski —2	Drew Binkowski —2.73
1997	Matt Rodgers —12	Matt Rodgers —83	Drew Binkowski —3	Drew Binkowski —2.68
1996	Nick Donatelli —8	Brian Makowski —62	Dan VanDyke —2	Brian Makowski —3.91
1995	Matt Rodgers —12	Matt Rodgers —55	Nick Donatelli —3	Matt Rodgers —2.27
1994	Brett Beech —13	Brett Beech —72	Matt Rodgers —5	Brett Beech —2.46
1993	John Ramsier / Brett Beech 6	John Ramsier —53	Barry Craddock —5	Brett Beech —3.08
1992	Gerry Sagerman —9	Jeff Woller —67	Jay Terry —3	Jeff Woller —3.55
1991	Jason Weiner —9	Jason Weiner —46	Jay Terry —4	Jeff Woller —2.27
1990	Jason Weiner —9	Jason Weiner —60	Jim Robertson —8	Jim Robertson —2.24
1989	John Jordan / Jason Weiner —7	Jason Weiner —42	Rich Danch —4	John Jordan —3.82
1988	M. Hatfield / G. Sagerman —9	Mike Hatfield —50	Rich Danch —6	Greg Sagerman —2.57
1987	Rob Piscetta —12	Rob Piscetta —83	Rich Danch —5	Rob Piscetta —2.94
1986	Tom Daly —10	Rob Piscetta —74	Tom Daly / Rob Hatfield —2	Rob Piscetta —2.90
1985	Rob Hatfield / Tom Daly —8	Rob Hatfield —65	Rob Hatfield —2	Rob Hatfield —3.55
1984	Rob Hatfield —6	Rob Hatfield —69	Tom Daly —3	Tom Daly —2.27
1983	Drew Reynolds —8	Drew Reynolds —66	Dave Hadzinsky —2	Dave Hadzinsky —2.45
1982	Sean Derrick —5	Rob Hatfield —43	Ken Brown —1	Drew Reynolds —2.70
1981	Bob McFadden —7	Bob McFadden —62	Tim Fedorici / Dave King —2	Chuck Chokenea —1.60
1980	Bob McFadden —11	Bob McFadden —96	None —0	Mike Knox —1.24
1979	Russ Crawford —9	Russ Crawford —116	Dave King —1	Walt Vanderbush —1.04
1978	Russ Crawford / Tim Raffel —8	Russ Crawford —76	Jeff Kohler —1	Tim Raffel —2.06
1977	Russ Crawford —11	Russ Crawford —77	Russ Crawford / Jeff Kohler —1	John Zasadni —1.71
1976	Andy Matonak —10	Andy Matonak —94	John Zasadni —2	Andy Matonak —1.88
1975	Andy Matonak —8	Andy Matonak —53	Mike Patterson / John Zasadni —1	Andy Matonak —1.49
1974	Frank Ptak —5	Bill Kozane —46	Mike Patterson —3	Bill Kozane —3.42
1973	Grant Relic —5	Grant Relic —40	Doug Dye / Mike Patterson —2	Grant Relic —1.97
1972	Quinten Dillon —4	Quinten Dillon —43	Randy Terry —2	Quinten Dillon —3.81
1971	Numerous —5	Scott Decker —45	Randy Terry —3	Quinten Dillon —2.08
1970	Scott Decker —6	John Baetz —42	None —0	Scott Decker —2.09
1969	Numerous —2	Mike Petryshyn —30	None —0	John Baetz —1.41
1968	Bob McCauley —3	Paul Becka —43	John Baetz —2	Paul Becka —2.85

*Earned run average is based on a minimum of 30.0 innings pitched.

ALL-TIME HONORS

ABCA ALL-AMERICA TEAM

Name	Position	Year (Honor)
Brett Beech	Pitcher	1994 (3rd)
Drew Binkowski	Pitcher	1998 (3rd)
Brent Bizyak	Outfield	1989 (1st)
Pat Christensen	Outfield	2005 (2nd)
Chris Cingolani	First Base	1994 (1st)
Russ Crawford	Outfield	1979 (1st)
Matt Englander	Pitcher	2001 (2nd), 2002 (3rd)
Jake Frank	Third Base	2003 (1st), 2004 (3rd), 2005 (1st)
Terry Gladis	Outfield	1994 (2nd)
Matt Hiestand	First Base	1990 (2nd)
Matt Jackson	Catcher	1996 (1st), 1997 (1st)
Matthew Johnson	Second Base	2010 (3rd)
Kurt Kapferer	Designated Hitter	2006 (1st)
Sean Karpen	Outfield	2009 (2nd)
Tim Kelly	Catcher	1980 (3rd)
Dave Kessler	First Base	1986 (1st)
Mike Knox	Shortstop	1980 (2nd)
Justin McDowell	Pitcher	2009 (2nd)
Mark Miller	Pitcher	2009 (1st)
Matt Miller	Second Base	2004 (1st)
Jon Oliver	Pitcher	2005 (2nd)
Dan Penberthy	First Base	2001 (1st)
Rob Piscetta	Pitcher	1987 (3rd)
Eddie Reese	Second Base	2013 (2nd)
Adam Samson	Pitcher	2007 (1st)
Rick Sforzo	Third Base/Shortstop	1985 (3rd), 1986 (1st), 1987 (1st)
Luke Ullman	Shortstop	2005 (1st)
Trevor Urban	Outfield	1997 (2nd), 1998 (1st)
Greg Van Horn	Shortstop	2010 (3rd)

1st indicates first-team honoree

2nd indicates second-team honoree

3rd indicates third-team honoree

COSIDA ACADEMIC ALL-AMERICA TEAM

Matt Hiestand	Outfield	1988 (2nd)
Tim Kelly	Catcher	1981 (1st)
Sheldon Steiner	Infield	2007 (2nd)

COSIDA ACADEMIC ALL-DISTRICT TEAM

Justin Alaburda	Pitcher	2003 (3rd)
Bill Daugherty	Outfield	2002 (2nd)
Matt Englander	Pitcher	2001 (2nd)
Jake Frank	Third Base	2003 (2nd), 2004 (2nd)
Sean Malone	Outfield	1999
Brian Miller	Pitcher	2004 (2nd)
Jake Sankal	Outfield	2008 (2nd)
Sheldon Steiner	First Base	2007 (1st)
Matt Yates	Outfield	1993

ABCA ALL-MIDEAST REGION TEAM

Name	Position	Year (Honor)
Matt Barnes	Pitcher	2007 (2nd)
Brett Beech	Pitcher	1994 (1st)
Chris Bell	Third Base	1990 (HM), 1991 (2nd)
Drew Binkowski	Pitcher	1998 (1st)
Brent Bizyak	Outfield	1989 (1st)
Brandon Boesiger	Catcher	2005 (1st), 2006 (2nd)
Matt Burdette	Outfield	1992 (2nd)
Ben Byo	Catcher	2000 (HM)
Pat Christensen	Outfield	2005 (1st)
Chris Cingolani	First Base	1992 (2nd), 1994 (1st)
Jason Dagan	Outfield	1994 (2nd)
Tom Daly	Pitcher	1986 (N/A)
Bill Daugherty	Outfield	2002 (2nd)
Matt Englander	Pitcher	2000 (1st), 2001 (1st), 2002 (1st)
Oliver Enos	Designated Hitter	2007 (3rd)
Tom Flynn	Outfield	1989 (2nd), 1991 (2nd)
Jake Frank	Third Base	2002 (2nd), 2003 (1st), 2004 (1st), 2005 (1st)
Tyler Fugate	Pitcher	2010 (2nd)
Terry Gladis	Outfield	1994 (1st), 1995 (2nd)
Matt Groezinger	Utility/First Base	2009 (2nd), 2010 (2nd)
P.J. Guerrieri	Second Base	1995 (2nd), 1996 (1st)
Erik Hagen	Third Base	1992 (2nd), 1993 (HM)
Steve Hagen	Pitcher	2013 (2nd)
Mike Hatfield	Outfield	1988 (N/A)
Rob Hatfield	Pitcher	1985 (N/A)
Matt Hiestand	First Base	1988 (N/A), 1989 (2nd)
Kevin Howard	Designated Hitter	1988 (N/A)
Rob Howerton	Second Base	1988 (N/A)
Matt Jackson	Catcher	1996 (1st), 1997 (1st)
Matthew Johnson	Second Base	2010 (1st)
Kurt Kapferer	First Base/DH	2004 (2nd), 2005 (1st), 2006 (1st)
Sean Karpen	First Base/Outfield	2008 (2nd), 2009 (1st)
Dave Kessler	Outfield/Designated Hitter	1985 (N/A), 1986 (N/A)
Bryan Kinney	Outfield	1998 (1st)
Tim Lake	Shortstop	1995 (2nd), 1996 (HM)
Jarrod Mancine	Outfield	2013 (2nd)
Zac Mathie	Outfield	2011 (3rd)
Cary McConnell	Third Base	1987 (N/A)
Justin McDowell	Pitcher	2009 (1st), 2010 (2nd)
Chris Mihin	Designated Hitter	1998 (1st), 1999 (HM)
Bryan Miller	Catcher	2013 (3rd)
Mark Miller	Pitcher	2009 (1st)
Matt Miller	Second Base	2002 (2nd), 2003 (2nd), 2004 (1st)
Russ Miller	Outfield	1985 (N/A), 1986 (N/A)
Mike O'Brien	First Base	1986 (N/A)
Jon Oliver	Pitcher	2005 (1st), 2006 (1st)
Eric Ott	Shortstop	1989 (HM), 1990 (1st)
Dan Penberthy	First Base	2001 (1st)
Rob Peterson	Catcher	1989 (1st)
Rob Piscetta	Pitcher	1987 (N/A)
Eddie Reese	Shortstop/Second Base	2012 (3rd), 2013 (1st)
Jim Robertson	Pitcher	1990 (HM)
Matt Rodgers	Pitcher	1995 (1st), 1997 (2nd)
Gerry Sagerman	Pitcher	1992 (HM)
Adam Samson	Pitcher	2006 (2nd), 2007 (1st), 2008 (2nd)
Rick Sforzo	Third Base/Shortstop	1985 (NA), 1986 (NA), 1987 (NA)
Matt Sherrieb	Second Base	1989 (HM), 1991 (2nd)
Dan Skulina	Third Base	2008 (1st)
Travis Snyder	Second Base	1998 (2nd), 1999 (2nd)
Sheldon Steiner	First Base	2007 (1st)
Brian Stevens	Third Base	2001 (2nd)
Josh Stidham	Pitcher	2012 (3rd)
Shaun Swearingen	Outfield	2006 (1st)
Anthony Trapuzzano	Pitcher	2007 (1st)
Jared Treadway	Outfield	2000 (HM), 2001 (1st)
Luke Ullman	Shortstop	2003 (3rd), 2004 (2nd), 2005 (1st)
Trevor Urban	Outfield/Shortstop	1997 (1st), 1998 (1st), 1999 (1st)
Dan Van Dyke	Pitcher	1997 (2nd), 1998 (2nd)
Greg Van Horn	Shortstop	2010 (1st), 2011 (2nd)
Matt Vincler	Shortstop	1993 (2nd)
Jim Warga	Second Base	1993 (2nd)
Jason Weiner	Pitcher	1989 (HM), 1990 (2nd), 1991 (1st)
John Werner	Pitcher	1999 (HM), 2000 (2nd), 2001 (2nd), 2002 (2nd)
Keenan White	Pitcher	2013 (1st)

1st indicates first-team honoree

2nd indicates second-team honoree

HM indicates honorable mention selection

ABCA MIDEAST REGION COACH OF THE YEAR

Tim Pettorini 1989, 1994, 1997, 2005, 2009

NCAA DISTRICT IV SELECTIONS

Tim Basilone	Third Base	1980 (2nd)
Russ Crawford	Outfield	1977 (2nd), 1978 (1st)
Tim Kelly	Catcher	1980 (1st)
Mike Knox	Pitcher	1980 (1st)
Andy Matonak	Pitcher	1975 (3rd), 1976 (2nd)
Rob Steele	Second Base	1975 (3rd), 1976 (2nd)
Steve Sunagel	Third Base	1977 (2nd)

ALL-TIME HONORS

ALL-NORTH COAST ATHLETIC CONFERENCE TEAM

Name	Position	Year (Honor)
Justin Alaburda	Pitcher	2003 (1st), 2004 (1st)
Matt Barnes	Pitcher	2007 (1st), 2010 (2nd), 2011 (1st)
Mike Barone	Outfield/Second Base	2004 (2nd), 2005 (2nd), 2006 (2nd)
Jim Bartlett	Shortstop	1997 (HM), 1998 (HM)
Stu Beath	Outfield	2009 (2nd), 2010 (1st)
Brett Beech	Pitcher	1994 (1st)
Chris Bell	Third Base	1990 (1st), 1991 (1st)
Bruce Benedict	First Base	1985 (HM), 1986 (HM)
Drew Binkowski	Pitcher	1997 (HM), 1998 (1st)
Brent Bizyak	Outfield	1988 (HM), 1989 (1st)
Brandon Boesiger	Catcher	2005 (1st), 2006 (2nd), 2007 (HM)
Mark Bricker	Pitcher	1991 (2nd)
Matt Burdette	Outfield	1990 (2nd), 1991 (2nd), 1992 (HM)
Ben Byo	Catcher	1999 (2nd), 2000 (2nd), 2001 (HM)
Mike Casey	Outfield	1990 (HM)
Pat Christensen	Outfield	2005 (1st), 2007 (1st), 2008 (1st)
Chris Cingolani	First Base	1992 (2nd), 1994 (1st)
Tom Daly	Pitcher	1985 (1st), 1986 (1st)
Jason Dagan	Outfield	1994 (2nd)
Rich Danich	Pitcher	1987 (HM), 1988 (2nd), 1989 (1st)
Bill Daugherty	Outfield	2000 (2nd), 2001 (2nd), 2001 (1st), 2002 (1st)
Craig Day	Infield	2011 (2nd)
Michael DeBord	Catcher	2011 (HM)
Matt DeGrand	Pitcher	2009 (HM), 2010 (2nd)
Nick Donatelli	Pitcher	1994 (HM), 1996 (2nd)
Matt Englander	Pitcher	2000 (1st), 2001 (1st), 2002 (1st)
Oliver Enos	Third Base/DH	2006 (HM), 2007 (1st)
Matt Felvey	Pitcher	2013 (HM)
Shane Flianner	DH/First Base	1997 (2nd), 1998 (2nd), 1999 (1st)
Sean Flynn	First Base	1995 (2nd)
Tom Flynn	Outfield	1989 (HM), 1990 (HM), 1991 (1st)
Jake Frank	Third Base	2002 (1st), 2003 (1st), 2004 (1st), 2005 (1st)
Josh Frank	Pitcher	2002 (2nd)
Tyler Fugate	Pitcher	2010 (1st), 2011 (HM)
Terry Gladis	Outfield	1994 (1st), 1995 (1st)
Matt Groezinger	DH/First Base	2008 (1st), 2009 (1st), 2010 (1st)
P.J. Guerrieri	Second Base	1995 (1st), 1996 (1st)
Erik Hagen	Third Base	1992 (1st), 1993 (1st)
Steve Hagen	Pitcher	2012 (HM), 2013 (1st)
Mike Hatfield	Outfield	1986 (HM), 1987 (2nd), 1988 (1st)
Rob Hatfield	Pitcher	1985 (2nd)
Matt Hiestand	First Base	1987 (2nd), 1988 (1st), 1989 (2nd), 1990 (1st)
Kevin Howard	Catcher/DH	1986 (HM), 1987 (HM), 1988 (1st)
Rob Howerton	Second Base	1988 (2nd)
Matt Jackson	Catcher	1996 (1st), 1997 (1st)
Matthew Johnson	Infield	2008 (HM), 2010 (1st)
John Jordan	Pitcher	1989 (2nd), 1990 (HM)
Kurt Kapferer	First Base/DH	2003 (HM), 2004 (1st), 2005 (1st), 2006 (1st)
Sean Karpen	First Base/Outfield	2008 (1st), 2009 (1st)
Luke Katic	Pitcher	2004 (HM)
Brian Kemery	Shortstop	2001 (HM)
Dave Kessler	Outfield/DH	1985 (2nd), 1986 (1st)
Bryan Kinney	Outfield	1997 (2nd), 1998 (1st)
Tim Lake	Third Base	1994 (HM), 1995 (2nd), 1996 (1st)
Mark Lucas	Catcher	2004 (HM)
Ben Maibach	Pitcher	1999 (HM), 2000 (HM)
Brain Makowski	Pitcher	1996 (HM)
Jarrod Mancine	Outfield	2012 (HM), 2013 (2nd)
Zac Mathie	Outfield	2011 (2nd), 2012 (2nd), 2013 (2nd)
Cary McConnell	Third Base	1987 (1st), 1988 (1st), 1989 (1st)
Justin McDowell	Pitcher	2009 (1st), 2010 (1st), 2011 (1st)
Mark McKinney	Catcher	1991 (HM), 1992 (2nd), 1993 (HM)
John McLain	Shortstop	2013 (2nd)
Peter Meyer	DH	1985 (HM), 1986 (HM), 1987 (2nd)
Chris Mihin	DH	1998 (1st), 1999 (1st)
Brian Miller	Pitcher	2004 (2nd)
Bryan Miller	Catcher	2013 (1st)
Mark Miller	Pitcher	2007 (2nd), 2008 (1st), 2009 (1st)
Matt Miller	Second Base	2002 (1st), 2003 (1st), 2004 (1st)
Russ Miller	Outfield	1985 (1st), 1986 (1st)
Nic Moga	Pitcher	2002 (HM)
Mike Morris	Pitcher	1998 (2nd), 1999 (2nd)
Andy Nowicki	Catcher/DH	1998 (HM), 2000 (HM)
Jeff Nowoczynski	Outfield	1999 (HM)
Mike O'Brien	First Base	1986 (2nd), 1987 (2nd), 1988 (1st)
Bubba O'Donnell	Infield	2008 (HM)
Jon Oliver	Pitcher	2003 (2nd), 2004 (2nd), 2005 (1st), 2006 (1st)
Eric Ott	Shortstop	1988 (2nd), 1989 (2nd), 1990 (1st)
Matt Palm	Catcher	1994 (1st), 1995 (HM)
Dan Penberthy	First Base	2001 (1st), 2002 (2nd)
Dave Peterjohn	Outfield	1986 (2nd), 1987 (HM)
Rob Peterson	Catcher	1988 (HM), 1989 (1st)
John Pickering	Catcher	1985 (HM)
Rob Piscetta	Pitcher	1986 (1st), 1987 (1st)
Scott Powell	DH	1990 (2nd)

Name	Position	Year (Honor)
George Radigan	Catcher	2001 (2nd), 2002 (HM), 2003 (2nd)
Jonathan Ray	Outfield	2012 (1st)
Eddie Reese	Shortstop/Second Base	2012 (1st), 2013 (1st)
Jim Robertson	Pitcher	1990 (1st)
Matt Rodgers	Pitcher	1995 (1st), 1996 (HM), 1997 (2nd)
Gerry Sagerman	Pitcher	1988 (1st), 1991 (1st), 1992 (1st)
Adam Samson	Pitcher	2006 (1st), 2007 (1st), 2008 (1st)
Walt Samson	Pitcher	2005 (2nd), 2006 (HM)
Jake Sankal	Outfield	2007 (2nd), 2008 (1st)
Rick Sforzo	Third Base/Shortstop	1985 (1st), 1986 (1st), 1987 (1st)
Matt Sherrieb	Second Base	1989 (1st), 1990 (2nd), 1991 (2nd)
Dan Skulina	Third Base	2007 (HM), 2008 (1st)
Travis Snyder	Second Base	1997 (1st), 1998 (1st), 1999 (1st)
Sheldon Steiner	First Base	2007 (1st)
Brian Stevens	DH/Outfield	2001 (1st), 2002 (1st), 2003 (HM)
Josh Stidham	Pitcher	2012 (1st)
Brian Sullivan	Second Base	1986 (1st), 1987 (1st)
Shane Swearingen	Catcher	2010 (HM)
Shaun Swearingen	Outfield	2005 (HM), 2006 (1st), 2007 (1st)
Cal Thomay	First Base/Third Base	2013 (HM)
John Tomlinson	Outfield	1992 (2nd)
Anthony Trapuzzano	Pitcher	2006 (2nd), 2007 (1st), 2008 (2nd), 2009 (2nd)
Jared Treadway	Outfield	1999 (2nd), 2000 (1st), 2001 (1st), 2002 (2nd)
Luke Ullman	Shortstop	2003 (2nd), 2004 (1st), 2005 (1st)
Todd Urban	Outfield	1993 (1st), 1995 (HM)
Trevor Urban	Outfield/Shortstop	1997 (1st), 1998 (1st), 1999 (1st)
Dan Van Dyke	Pitcher	1997 (1st), 1998 (1st)
Greg Van Horn	Infield	2010 (1st), 2011 (1st)
Zack Vesco	Infield	2009 (HM), 2010 (2nd)
Matt Vincler	Shortstop	1993 (1st), 1994 (2nd)
John Warren	Second Base	2009 (1st)
Jason Weiner	Pitcher	1989 (2nd), 1990 (1st), 1991 (1st)
Dave Wernecke	Outfield	2002 (2nd), 2003 (1st)
John Werner	Pitcher	1999 (1st), 2000 (1st), 2001 (1st), 2002 (1st)
Keenan White	Pitcher	2013 (1st)
Jeff Woller	Pitcher	1991 (HM)
Chris Wood	Outfield	2010 (HM)
Matt Yates	Outfield	1993 (HM)
Ross Yoder	Second Base	2005 (HM)

1st indicates first-team honoree

2nd indicates second-team honoree

HM indicates honorable mention selection

NCAC PLAYER OF THE YEAR

Jake Frank	Third Base	2003
Matt Hiestand	First Base	1990
Matt Jackson	Catcher	1997
Matthew Johnson	Shortstop	2010
Kurt Kapferer	Designated Hitter	2006
Sean Karpen	First Base/Outfield	2008, 2009
Matt Miller	Second Base	2004
Eddie Reese	Second Base	2013
Rick Sforzo	Third Base/Shortstop	1985, 1986, 1987
Luke Ullman	Shortstop	2005
Trevor Urban	Shortstop	1999

NCAC PITCHER OF THE YEAR

Matt Englander		2001, 2002
Mark Miller		2009
Jon Oliver		2005, 2006
Rob Piscetta		1987
Matt Rodgers		1995
Adam Samson		2007, 2008
Josh Stidham		2012
Dan Van Dyke		1998
Jason Weiner		1991
Keenan White		2013

NCAC NEWCOMER OF THE YEAR

Matt Barnes	Pitcher	2007
Pat Christensen	Outfield	2005
Jake Frank	Third Base	2002
Zac Mathie	Outfield	2011
Jon Oliver	Pitcher	2003
John Quimby	Shortstop	2006

NCAC COACH OF THE YEAR

Tim Pettorini		1987, 1988, 1990, 1995, 2002, 2004, 2006, 2007, 2010
----------------------	--	---

ALL-TIME HONORS

ALL-OHIO ATHLETIC CONFERENCE TEAM

Name	Position	Year (Honor)
Bill Ashwoth	Pitcher	1960 (1st)
Tim Basilone	Third Base	1979 (HM), 1980 (1st), 1981 (2nd)
Paul Becka	Pitcher	1971 (HM)
John Bohannon	Outfield	1974 (1st)
Chuck Chokenea	Pitcher	1980 (2nd), 1981 (1st)
Bill Colvin	Second Base	1978 (HM), 1979 (1st)
Russ Crawford	Pitcher/Outfield	1977 (1st), 1978 (1st), 1979 (1st)
Steve Czwalga	Catcher	1982 (2nd), 1983 (1st)
Doug Dye	Outfield	1971 (1st), 1972 (2nd), 1973 (2nd)
Steve Foder	First Base	1983 (HM)
Dave Fraser	Outfield	1960 (HM)
Nelson Glover	Outfield	1977 (1st), 1978 (1st)
Dave Gorsuch	Shortstop	1974 (2nd), 1977 (2nd)
Tom Grippa	Second Base	1977 (1st)
Rob Hatfield	Pitcher	1984 (HM)
Kim Hauenstein	Catcher	1971 (HM)
Dave Hopkins	Outfield	1968 (1st), 1969 (HM), 1970 (2nd)
Dave Kajganich	Second Base	1984 (1st)
Tim Kelly	Catcher	1979 (1st), 1980 (1st), 1981 (1st)
Mike Knox	Shortstop	1979 (2nd), 1980 (1st), 1981 (HM)
Denny LaDuke	Pitcher	1976 (HM)
Dave Lazor	Outfield	1966 (2nd)
Andy Matonak	Pitcher	1975 (2nd), 1976 (1st)
Frank McClure	Second Base	1967 (2nd)
John McElwain	Second Base	1973 (HM)
Bob McFadden	Pitcher	1980 (1st), 1981 (HM)
Pat McLaughlin	Catcher	1976 (HM)
Dave Poetter	Second Base	1970 (1st)
Drew Reynolds	Pitcher	1983 (2nd)
Rob Steele	Second Base	1975 (1st), 1976 (1st)
Jim Stehlin	Outfield/Pitcher	1981 (1st)
Steve Sunagel	Third Base	1977 (1st)
Dan Taylor	Outfield	1976 (2nd)
Bill Thombs	Outfield	1960 (1st)
Mike Treadway	Third Base	1978 (2nd)
Walt Vanderbush	Pitcher	1979 (HM)
John Wachtel	Outfield	1983 (2nd)
Mike Weber	Third Base	1966 (1st), 1968 (HM)
Dale Weygandt	Catcher	1960 (1st)
Jeff Whetsel	Catcher	1977 (2nd)

1st indicates first-team honoree

2nd indicates second-team honoree

HM indicates honorable mention selection

OHIO ATHLETIC CONFERENCE PLAYER OF THE YEAR

Russ Crawford	Pitcher/Outfield	1979
Mike Knox	Shortstop	1980

ALL-TIME SERIES RECORDS

Adrian	4-2	Heidelberg	55-26	Rockford	4-0
Akron	55-33-1	Hillsdale	2-3	Rockhurst	0-1
Albion	7-1	Hiram	63-24	Roger Williams	1-0
Allegheny	73-38	Hope	5-1	Rose-Hulman	1-0
Alma	1-1	Illinois Benedictine	1-2	Rowan	6-12
Anderson	7-2	Illinois College	3-0	Rutgers-Camden	1-0
Appalachian State	0-1	Illinois Tech	3-1	Sacred Heart	0-1
Aquinas	5-6	Illinois Wesleyan	2-0	Salem State	1-0
Ashland	54-33	Ithaca	1-0	Scranton	1-0
Aurora	5-4	Jacksonville	0-2	Shenandoah	0-1
Austin Peay	0-4	John Carroll	21-5	Simpson	2-0
Baldwin Wallace	63-49	Johns Hopkins	2-5-1	Skidmore	3-1
Becker	1-0	Kean	3-3	South Carolina-Aiken	0-1
Beloit	1-0	Kent State	23-20	Southern Maine	0-3
Benedictine (Ill.)	3-0	Kent State (Canton)	1-0	Southern Vermont	1-0
Bethel (Minn.)	6-0	Kenyon	158-34	Southwest Missouri	0-1
Bethune-Cookman	4-4	Knox	1-0	Spalding	1-0
Blackburn	1-0	Knoxville	2-0	St. Bonaventure	0-2
Bluefield State	1-0	LaGrange	3-1	St. John's (Minn.)	4-0
Bluffton	6-0	Lakeland	4-0	St. Joseph's (Maine)	2-0
Bowling Green	2-1	Lambuth	4-3	St. Thomas (Minn.)	3-4
Bridgewater	1-0	Lawrence	1-0	St. Xavier	2-2
Brockport State	1-1	Lee	6-2	Stevens Institute	1-0
Calvin	2-0	Lima	1-0	Suffolk	2-2
Capital	23-10	Lynchburg	1-0	Susquehanna	1-0
Carroll (Wis.)	4-0	MacMurray	0-1	Tennessee-Martin	0-3
Carson-Newman	1-12	Macalester	1-0	Tennessee Temple	2-0
Carthage	5-3	Malone	20-5-1	Thiel	0-1
Case Western Reserve	83-34-1	Manchester	4-4	Thomas More	0-3
Central	1-0	Mansfield State	1-2	Tiffin	10-0
Central State	6-0	Marietta	20-33	Toledo	3-1
Chapman	2-0	Marian (Wis.)	9-0	Transylvania	5-0
Charleston (W. Va.)	2-0	Mars Hill	1-0	Trinity	1-0
Chicago State	2-0	Mary Washington	1-0	Tusculum	2-0
Cincinnati	1-1	Maryville	3-0	UC-San Diego	0-1
Clarkson (N.Y.)	4-0	Mass.-Boston	2-0	Union	0-4
Cleary	1-0	Mass. Inst. Technology	2-2	University of the South	1-1
Cleveland State	7-7	Merrimack	2-0	Upper Iowa	2-0
Colby	1-0	Messiah	1-0	Urbana	6-2
Concordia (Ill.)	3-0	Miami (Ohio)	0-1	Utica	2-0
Cortland State	3-1	Michigan	1-3	Valparaiso	2-0
Culver-Stockton	1-0	Michigan State	0-1	Vanderbilt	0-1
David Lipscomb	2-0	Milligan	1-0	Wabash	18-4
Davis & Elkins	1-0	Minn.-Duluth	1-0	Walsh	12-2
Defiance	7-0	Minn.-Morris	4-0	Warner-Southern	2-0
Delta State	0-3	Missouri-Rolla	0-0-1	Washington (Md.)	3-0
Denison	85-28	Monmouth	2-0	Washington & Jefferson	6-6
DePauw	4-1	Montclair State	0-4	Webster	1-0
Dickinson	1-0	Mount St. Joseph	3-0	Wesleyan	0-1
Duquesne	0-1	Mount Union	65-35	Westfield State	3-0
Earlham	27-1	Mt. Vernon Nazarene	11-3	West Virginia	0-5
East Tennessee State	1-1	Muskingum	43-27-1	West Virginia Tech	4-0
Eastern Mennonite	1-0	New England College	1-0	West Virginia Wesleyan	1-0
Edgewood	1-0	Nichols	1-0	Western Connecticut State	1-0
Edward Waters	1-0	North Carolina Wesleyan	1-1	Wheaton (Ill.)	1-0
Elizabethtown	1-0	North Central	0-2	Wheaton (Mass.)	1-0
Elmhurst	0-1	North Dakota State	1-0	Widener	3-1-1
Embry-Riddle	13-1	Northern Kentucky	1-1	Wilkes	1-0
Emory	4-1	North Park	1-2	William Jewell	3-0
Emory & Henry	5-0	Oberlin	190-40-1	William Paterson	2-2
Fairmont State	4-0-1	Ohio Dominican	9-9	Wilmington	7-3
Faulkner	0-1	Ohio Northern	21-18-1	Winona State	1-0
Ferris State	1-0	Ohio State	13-20	Wis.-Oshkosh	0-4
Ferrum	0-1	Ohio Wesleyan	84-76-1	Wis.-River Falls	0-1
Findlay	11-3	Ohio University	4-3	Wis.-Stevens Point	6-1
Fisher	1-0	Oneonta State	1-0	Wis.-Stout	5-1
Flagler	13-3-1	Otterbein	43-6	Wis.-Whitewater	0-2
Florida Inst. Technology	10-13	Penn State Behrend	5-1	Wittenberg	51-34
Fontbonne	2-0	Philadelphia Textile	1-0	Worcester State	6-1
Forest Park	1-0	Pittsburgh	2-0	Xavier	1-0
Fredonia State	2-0	Plymouth State	2-1	Yale	1-0
Geneva	5-4	Point Park	1-1	York	0-1
Grand Valley State	1-0	Rhode Island College	2-0	Youngstown State	4-7
Grand View	1-0	Rhodes	1-2		
Greenville	2-0	Rio Grande	2-1		
Grove City	2-0	Ripon	3-2		
Hampden-Sydney	1-1	Rochester	2-0		

Bold indicates 2014 opponents

GAME-BY-GAME RESULTS

1880 (0-1)
No Coach
 Kenyon ————— L, 2-12

1881 (0-2)
No Coach
 Mount Union ————— L, 4-6
 Mount Union ————— L, 6-12

1882 (1-0)
No Coach
 Akron Buchtel ————— W, 7-5

1883 (0-1)
No Coach
 Akron Buchtel ————— L, 9-26

1884 (2-1)
No Coach
 Mount Union ————— W, 12-10
 Ohio State ————— W, 11-4
 Mount Union ————— L, 15-16

No games played 1885-1887

1888 (4-1)
No Coach
 Oberlin ————— L, 5-8
 Western Reserve ————— W, 5-3
 Western Reserve ————— W, 3-1
 Kenyon ————— W, 7-1
 Oberlin ————— W, 12-3

1889 (2-2)
No Coach
 Kenyon ————— W, 14-8
 Oberlin ————— L, 6-12
 Kenyon ————— L, 3-5
 Oberlin ————— W, 16-13

1890 (6-2)
No Coach
 Ohio State ————— W, 15-5
 Kenyon ————— W, 5-0
 Ohio State ————— L, 7-11
 Denison ————— W, 10-5
 Akron Buchtel ————— W, 5-3
 Denison ————— W, 9-3
 Akron Buchtel ————— W, 15-3
 Kenyon ————— L, 2-4

1891 (6-2)
No Coach
State Champions
 Ohio State ————— W, 6-2
 Denison ————— L, 2-14
 Akron Buchtel ————— W, 12-8
 Denison ————— W, 4-3
 Kenyon ————— W, 22-12
 Akron Buchtel ————— L, 7-9
 Ohio State ————— W, 16-3
 Ohio Wesleyan ————— W, 6-2

No games played 1892-1899

1900 (1-4)
Coach - William A. McMaster
 Kenyon ————— L, 12-13
 Oberlin ————— L, 10-19
 Adelbert ————— W, 10-7
 Mount Union ————— L, 14-15
 Hiram ————— L, 10-13

1901 (0-3)
Coach - Charles Wilhelm
 Mount Union ————— L, 8-21
 Ohio State ————— L, 7-26
 Kenyon ————— L, 4-9

1902 (6-2)
Coach - Charles Wilhelm
 Akron Buchtel ————— W, 28-2
 Case ————— L, 7-10
 Western Reserve ————— L, 8-12
 Ohio State ————— W, 5-4
 Kenyon ————— W, 11-2

Ohio Wesleyan ————— W, 20-2
 Baldwin-Wallace ————— W, 8-1
 Hiram ————— W, 20-0

1903 (6-3)
Coach - L.W. St. John
 Baldwin-Wallace ————— L, 12-13
 Akron Buchtel ————— W, 18-0
 Oberlin ————— L, 1-10
 Washington & Jefferson ————— W, 3-2
 Western Reserve ————— W, 9-1
 Baldwin-Wallace ————— L, 6-8
 Case ————— W, 5-4
 Ohio Wesleyan ————— W, 10-2
 Kenyon ————— W, 6-2

1904 (4-4)
Coach - L.W. St. John
 Case ————— L, 6-12
 Ashland ————— W, 8-2
 Akron Buchtel ————— W, 15-0
 West Virginia ————— L, 7-8
 West Virginia ————— L, 3-5
 Baldwin-Wallace ————— W, 1-0
 Denison ————— L, 0-12
 Case ————— W, 7-0

1905 (3-10)
Coach - L.W. St. John
 Mount Union ————— W, 6-5
 Oberlin ————— L, 2-3
 Ohio Wesleyan ————— L, 0-2
 Oberlin ————— W, 7-1
 West Virginia ————— L, 5-9
 Kenyon ————— W, 12-5
 Ohio State ————— L, 6-17
 Mount Union ————— L, 2-4
 Washington & Jefferson ————— L, 2-4
 Washington & Jefferson ————— L, 5-12
 Washington & Jefferson ————— L, 4-8
 Denison ————— L, 3-4
 Ohio State ————— L, 2-8

1906 (7-2)
Coach - L.W. St. John
 Oberlin ————— W, 6-4
 Case ————— L, 3-4
 Ohio Wesleyan ————— W, 4-0
 Denison ————— W, 5-4
 Ohio Wesleyan ————— L, 3-4
 Mount Union ————— W, 7-5
 Ohio State ————— W, 6-5
 Kenyon ————— W, 3-0
 Denison ————— W, 3-2

1907 (6-9)
Coach - L.W. St. John
 Denison ————— L, 3-5
 Ohio Wesleyan ————— W, 3-1
 Ohio State ————— L, 2-3
 Western Reserve ————— W, 3-2
 Michigan ————— L, 0-2
 Ohio State ————— W, 2-1
 Denison ————— L, 1-4
 Ohio State ————— L, 6-9
 Lima College ————— W, 3-0
 Case ————— L, 2-6
 Washington & Jefferson ————— L, 0-1
 Case ————— L, 1-2
 Ohio Wesleyan ————— W, 5-3
 Oberlin ————— W, 7-6
 Kenyon ————— L, 4-6

1908 (10-4)
Coach - L.W. St. John
 Pittsburgh ————— W, 7-3
 Ohio Wesleyan ————— L, 7-9
 Ashland ————— W, 11-10
 Case ————— L, 5-6
 Western Reserve ————— W, 4-0
 Denison ————— W, 5-0
 Kenyon ————— W, 16-3
 Michigan ————— W, 4-3

Ohio Wesleyan ————— W, 9-7
 Oberlin ————— L, 3-7
 West Virginia ————— L, 4-10
 Ohio Northern ————— W, 3-0
 Oberlin ————— W, 4-2
 Western Reserve ————— W, 6-3

1909 (14-5)
Coach - L.W. St. John
 Kenyon ————— W, 8-2
 Michigan ————— L, 1-5
 Case ————— W, 4-0
 Ohio Northern ————— W, 4-3
 Denison ————— W, 6-0
 Ohio State ————— L, 7-8
 Ohio State ————— W, 3-2
 Case ————— L, 2-6
 Ohio Wesleyan ————— W, 1-0
 Western Reserve ————— W, 3-1
 Michigan ————— L, 0-5
 Ohio Northern ————— W, 2-1
 Oberlin ————— W, 6-5
 Mount Union ————— L, 1-3
 Findlay ————— W, 6-2
 Ohio Wesleyan ————— W, 4-2
 Ohio Wesleyan ————— W, 10-8
 Oberlin ————— W, 14-6
 Kenyon ————— W, 7-5

1910 (4-4)
Coach - W.E. Johnston
 Kenyon ————— W, 7-3
 Western Reserve ————— L, 2-5
 Case ————— W, 3-2
 Denison ————— W, 11-6
 Ohio Wesleyan ————— L, 4-9
 Oberlin ————— W, 4-1
 Ohio Northern ————— L, 5-10
 West Virginia ————— L, 1-5

1911 (9-1)
Coach - W.E. Johnston
 Akron Buchtel ————— W, 3-2
 Kenyon ————— W, 22-1
 Denison ————— W, 12-9
 Western Reserve ————— L, 2-3
 Otterbein ————— W, 6-0
 Kenyon ————— W, 14-10
 Oberlin ————— W, 9-2
 Ohio University ————— W, 5-3
 Ohio University ————— W, 4-2
 Otterbein ————— W, 7-1

1912 (7-3)
Coach - H.B. Lloyd
 Ohio Wesleyan ————— W, 2-1
 Otterbein ————— W, 3-0
 Case ————— W, 6-1
 Washington & Jefferson ————— W, 8-3
 Denison ————— W, 5-2
 Oberlin ————— L, 2-6
 Denison ————— L, 2-4
 Otterbein ————— W, 7-4
 Western Reserve ————— W, 4-1
 Kenyon ————— L, 1-6

1913 (4-3)
Coach - H.B. Lloyd
 Ohio State ————— L, 2-5
 Kenyon ————— W, 7-2
 Washington & Jefferson ————— W, 2-0
 Kenyon ————— W, 9-2
 Oberlin ————— W, 2-0
 Ohio Wesleyan ————— L, 5-6
 Oberlin ————— L, 4-6

1914 (7-6)
Coach - C.C. Childs
 Ashland ————— W, 19-5
 Kenyon ————— W, 7-1
 Baldwin-Wallace ————— W, 11-1
 Wittenberg ————— L, 5-7
 Heidelberg ————— W, 5-3

Case ————— L, 3-7
 Denison ————— W, 3-2
 Case ————— W, 5-3
 Ohio University ————— L, 0-4
 Ohio Wesleyan ————— L, 1-5
 Ohio University ————— L, 0-10
 Ohio University ————— W, 3-2
 Mount Union ————— L, 5-6

1915 (4-5)
Coach - Charles Wilhelm
 Case ————— L, 8-9
 Wittenberg ————— W, 11-0
 Ohio University ————— L, 0-14
 Ohio State ————— L, 1-11
 Kenyon ————— W, 7-4
 Oberlin ————— L, 4-6
 Kenyon ————— W, 12-2
 Mount Union ————— W, 7-4
 Oberlin ————— L, 1-11

1916 (11-2)
Coach - L.C. Boles
 Case ————— W, 4-3
 Ohio University ————— W, 8-2
 Miami of Ohio ————— L, 1-2
 Western Reserve ————— W, 8-3
 Otterbein ————— W, 6-3
 Denison ————— W, 5-3
 Baldwin-Wallace ————— W, 19-0
 Mount Union ————— W, 7-3
 Case ————— W, 4-3
 Oberlin ————— W, 4-3
 Ohio Wesleyan ————— L, 3-4
 Mount Union ————— W, 5-3
 Akron ————— W, 10-1

1917 (6-2)
Coach - L.C. Boles
 Case ————— W, 10-1
 Case ————— W, 20-4
 Baldwin-Wallace ————— W, 15-3
 Akron ————— W, 9-0
 Muskingum ————— W, 9-3
 Ohio State ————— L, 3-10
 Western Reserve ————— L, 5-12
 Akron ————— W, 8-5

1918 (2-3)
Coach - L.C. Boles
 Case ————— L, 5-6
 Heidelberg ————— W, 2-1
 Ohio State ————— L, 1-8
 Ohio Wesleyan ————— L, 5-6
 Case ————— W, 4-3

1919 (4-3)
Coach - L.C. Boles
 Case ————— W, 7-0
 Denison ————— L, 8-9
 Ohio Northern ————— L, 3-4
 Case ————— W, 12-5
 Akron ————— W, 11-3
 Oberlin ————— L, 6-7
 Denison ————— W, 5-1

1920 (7-3)
Coach - L.C. Boles
 Heidelberg ————— L, 2-3
 Oberlin ————— W, 10-6
 Western Reserve ————— L, 5-13
 Case ————— W, 10-0
 Case ————— W, 12-5
 Akron ————— W, 9-0
 Ohio Northern ————— L, 6-7

** Spring Trip
 v Wooster Tournament
 • Conference Contest
 ^ Conference Tournament
 + NCAA Regionals
 # NCAA Div. III World Series

GAME-BY-GAME RESULTS

Oberlin —————W, 7-6
 Western Reserve ———W, 7-1
 Muskingum —————W, 2-1

1921 (3-2)

Coach – L.C. Boles

Case —————L, 17-18
 Case —————W, 7-5
 Akron —————W, 19-2
 Denison —————W, 10-8
 Ohio State —————L, 0-13

1922 (2-6)

Coach – L.C. Boles

Ashland —————W, 11-5
 Ohio Wesleyan ———L, 1-15
 Duquesne —————L, 7-8
 Akron —————L, 8-12
 Hiram —————W, 3-2
 Ohio State —————L, 5-7
 Western Reserve ———L, 2-5
 Akron —————L, 6-11

1923 (6-5)

Coach – L.C. Boles

Akron —————W, 11-3
 Ashland —————W, 9-8
 Hiram —————W, 6-3
 Denison —————W, 17-4
 Denison —————W, 7-1
 Ashland —————L, 5-7
 Akron —————L, 6-8
 Western Reserve ———L, 6-13
 Western Reserve ———L, 6-7
 Ohio Wesleyan ———W, 5-2
 Ohio Wesleyan ———L, 6-7

1924 (10-3)

Coach – Art Murray

Western Reserve ———W, 6-4
 Hiram —————W, 4-3
 Denison —————W, 14-4
 Ashland —————W, 3-2
 Ohio Northern ———W, 9-8
 Ohio Wesleyan ———W, 4-1
 Denison —————W, 8-2
 Ohio Wesleyan ———L, 2-3
 Alma —————W, 2-1
 Ashland —————L, 7-10
 Akron —————W, 8-7
 Western Reserve ———L, 8-14
 Mount Union ———W, 8-1

1925 (13-2)

Coach – Art Murray

Western Reserve ———W, 9-7
 Western Reserve ———W, 3-2
 Denison —————W, 5-4
 Akron —————W, 9-2
 Ashland —————W, 8-4
 Oberlin —————W, 9-3
 Cincinnati ———W, 5-4
 Denison —————L, 3-4
 Mount Union ———W, 1-0
 Ashland —————W, 10-5
 Ohio State —————W, 3-1
 Akron —————W, 15-5
 Oberlin —————W, 14-6
 Ohio Wesleyan ———L, 7-8
 Ohio Wesleyan ———W, 6-1

1926 (8-6)

Coach – Art Murray

Denison —————W, 20-4
 Akron —————L, 2-4
 Western Reserve ———L, 5-6
 Baldwin-Wallace ———W, 16-8
 Oberlin —————L, 3-6
 Western Reserve ———W, 14-4
 Oberlin —————W, 4-2
 Baldwin-Wallace ———W, 7-4
 Akron —————W, 16-5
 Ohio State —————L, 3-4

Mount Union —————L, 3-9
 Ashland —————W, 4-2
 Ohio Wesleyan ———L, 4-6
 Ohio Wesleyan ———W, 5-1

1927 (11-2)

Coach – Art Murray

Baldwin-Wallace ———W, 11-4
 Western Reserve ———L, 12-13
 Akron —————W, 11-2
 Baldwin-Wallace ———W, 6-4
 Mount Union ———W, 19-1
 Ashland —————W, 5-0
 Ashland —————W, 8-3
 Ashland —————L, 1-2
 Oberlin —————W, 11-4
 Ohio State —————W, 4-3
 Akron —————W, 20-5
 Ohio Wesleyan ———W, 5-3
 Ohio Wesleyan ———W, 2-1

1928 (8-3)

Coach – Art Murray

Mount Union ———W, 3-0
 Ashland —————W, 4-2
 Baldwin-Wallace ———W, 18-8
 Ashland —————L, 2-4
 Akron —————W, 7-6
 Western Reserve ———W, 5-4
 Baldwin-Wallace ———L, 4-6
 Oberlin —————W, 5-3
 Mount Union ———W, 8-6
 Ohio State —————L, 4-7
 Oberlin —————W, 25-4

1929 (9-2-1)

Coach – L.C. Boles

Baldwin-Wallace ———W, 5-2
 Oberlin —————T, 2-2
 Otterbein —————W, 19-6
 Mount Union ———W, 3-2
 Ohio Northern ———W, 10-2
 Akron —————W, 11-6
 Kent State —————W, 6-1
 Ohio State —————L, 3-9
 Akron —————W, 11-2
 Otterbein —————W, 5-1
 Cincinnati ———L, 1-2
 Baldwin-Wallace ———W, 21-6

1930 (9-4)

Coach – Art Murray

Baldwin-Wallace ———L, 2-3
 Otterbein —————W, 9-7
 Mount Union ———W, 5-4
 Otterbein —————W, 8-7
 Baldwin-Wallace ———L, 5-6
 Akron —————W, 10-9
 Ashland —————W, 5-0
 Ashland —————L, 0-3
 Akron —————W, 12-2
 Muskingum ———L, 3-11
 Kenyon —————W, 3-2
 Oberlin —————W, 7-5
 Oberlin —————W, 15-0

1931 (10-2)

Coach – Art Murray

Akron —————W, 9-5
 Kent State —————W, 6-3
 Mount Union ———W, 1-0
 Muskingum ———W, 6-5
 Baldwin-Wallace ———L, 0-4
 Akron —————W, 7-6
 Kent State —————W, 6-3
 Ashland —————W, 6-1
 Ashland —————L, 2-3
 Baldwin-Wallace ———W, 2-1
 Oberlin —————W, 11-0
 Oberlin —————W, 9-2

1932 (10-3)

Coach – Art Murray

Akron —————W, 4-1
 Mount Union ———L, 6-7
 Oberlin —————W, 13-2
 Kent State —————W, 1-0
 Ashland —————W, 12-0
 Mount Union ———L, 1-7
 Muskingum ———L, 5-6
 Hiram —————W, 13-4
 Oberlin —————W, 7-1
 Ashland —————W, 10-2
 Kent State —————W, 6-5
 Hiram —————W, 12-2
 Akron —————W, 17-3

1933 (11-2)

Coach – Art Murray

Kenyon —————W, 15-1
 Bluffton —————W, 17-8
 Findlay —————W, 17-8
 Bluffton —————W, 20-9
 Toledo —————W, 15-3
 Kent State —————W, 6-1
 Findlay —————W, 6-5
 Kent State —————W, 11-3
 Muskingum ———L, 7-9
 Oberlin —————W, 6-5
 Ashland —————L, 8-10
 Ashland —————W, 7-3
 Ashland —————W, 15-5

1934 (11-2)

Coach – Art Murray

Toledo —————L, 3-4
 Bowling Green ———W, 11-7
 Muskingum ———W, 14-2
 Oberlin —————W, 6-5
 Kent State —————L, 5-8
 Ashland —————W, 6-5
 Toledo —————W, 3-0
 Bowling Green ———W, 9-3
 Fenn —————W, 11-10
 Kent State —————W, 13-0
 Oberlin —————W, 5-3
 Ashland —————W, 13-3
 Kenyon —————W, 27-1

1935 (9-5)

Coach – Art Murray

Ashland —————W, 16-0
 Capital —————W, 10-7
 Fenn —————W, 21-1
 Baldwin-Wallace ———W, 1-0
 Oberlin —————W, 7-6
 Kent State —————L, 4-8
 Baldwin-Wallace ———L, 6-9
 Muskingum ———W, 7-3
 Kent State —————W, 19-9
 Ashland —————W, 19-7
 Ohio Wesleyan ———W, 5-4
 Oberlin —————L, 5-6
 Ohio Wesleyan ———L, 1-6
 Hillsdale —————L, 8-12

1936 (9-6)

Coach – Art Murray

Otterbein —————W, 12-5
 Muskingum ———L, 7-8
 Oberlin —————W, 17-4
 Oberlin —————W, 8-0
 Kent State —————L, 5-6
 Baldwin-Wallace ———W, 8-4
 Capital —————L, 2-6
 Kent State —————W, 15-10
 Kenyon —————W, 14-6
 Oberlin —————L, 3-5
 Ashland —————W, 16-2
 Ashland —————W, 14-2
 Otterbein —————W, 10-1
 Hillsdale —————L, 6-8
 Ohio State —————L, 4-10

1937 (10-4)

Coach – John Swigart

Muskingum ———L, 3-9
 Kenyon —————W, 24-6
 Denison —————L, 5-8
 Capital —————W, 13-10
 Oberlin —————W, 8-4
 Kent State —————L, 1-2
 Denison —————W, 7-0
 Ashland —————W, 7-0
 Oberlin —————W, 12-6
 Kenyon —————W, 18-3
 Kent State —————L, 1-3
 Ohio State —————W, 6-5
 Muskingum ———W, 2-1
 Hillsdale —————W, 14-9

1938 (10-3)

Coach – John Swigart

Denison —————W, 9-2
 Otterbein —————W, 17-11
 Kenyon —————W, 19-6
 Kent State —————W, 13-6
 Oberlin —————W, 11-8
 Capital —————W, 5-2
 Denison —————W, 8-2
 Otterbein —————W, 18-6
 Kenyon —————W, 18-2
 Oberlin —————L, 7-10
 Ohio State —————L, 0-4
 Kent State —————L, 9-10
 Hillsdale —————W, 7-3

1939 (10-4)

Coach – John Swigart

Michigan State ———L, 9-14
 Otterbein —————W, 4-2
 Capital —————W, 7-6
 Muskingum ———W, 12-6
 Hillsdale —————L, 4-6
 Kent State —————W, 9-3
 Muskingum ———W, 7-3
 Oberlin —————W, 9-1
 Ashland —————L, 8-11
 Oberlin —————W, 8-5
 Kent State —————L, 2-3
 Kenyon —————W, 8-5
 Ohio State —————W, 6-5
 Cleary —————W, 9-2

1940 (9-5)

Coach – John Swigart

Otterbein —————W, 3-2
 Ohio Wesleyan ———L, 2-6
 Muskingum ———W, 6-1
 Oberlin —————W, 7-0
 Kent State —————L, 7-14
 Heidelberg ———W, 20-8
 Capital —————L, 1-5
 Kent State —————W, 11-4
 Heidelberg ———W, 9-7
 Oberlin —————W, 8-2
 Kenyon —————W, 6-2
 Muskingum ———L, 5-6
 Ashland —————L, 2-4
 Illinois Wesleyan ———W, 3-2

1941 (10-6)

Coach – John Swigart

Ashland —————L, 2-5
 Heidelberg ———W, 5-4
 Kent State —————L, 5-8

** Spring Trip
 ^ Wooster Tournament
 • Conference Contest
 ^ Conference Tournament
 + NCAA Regionals
 # NCAA Div. III World Series

GAME-BY-GAME RESULTS

Capital ————— W, 3-4
 Oberlin ————— L, 9-16
 Muskingum ————— W, 3-2
 Ohio Wesleyan ————— L, 5-7
 Kent State ————— W, 8-7
 Heidelberg ————— W, 14-4
 Muskingum ————— W, 3-0
 Otterbein ————— W, 10-7
 Oberlin ————— W, 11-1
 Ohio Wesleyan ————— L, 8-9
 Ohio State ————— L, 7-8
 Ashland ————— W, 8-6
 Toledo ————— W, 10-8

1942 (6-3)

Coach – John Swigart

Muskingum ————— W, 11-2
 Ohio Wesleyan ————— L, 4-7
 Kent State ————— W, 7-2
 Oberlin ————— W, 7-4
 Kent State ————— W, 5-4
 Kenyon ————— W, 7-2
 Oberlin ————— L, 1-2
 Otterbein ————— W, 7-2
 Ohio Wesleyan ————— L, 1-7

1943 (6-1)

Coach – E.M. Hole

Muskingum ————— L, 1-3
 Muskingum ————— W, 7-0
 Kent State ————— W, 3-1
 Ashland ————— W, 9-6
 Ashland ————— W, 8-6
 Ohio Wesleyan ————— W, 5-2
 Kent State ————— W, 5-4

1944

No Coach

No Team

1945 (3-7)

Coach – John Swigart

Ohio Wesleyan ————— W, 14-7
 Ashland ————— W, 1-0
 Baldwin-Wallace ————— L, 2-5
 Denison ————— W, 5-2
 Oberlin ————— L, 0-14
 Denison ————— L, 5-11
 Baldwin-Wallace ————— L, 2-6
 Ohio Wesleyan ————— L, 3-8
 Oberlin ————— L, 6-11
 Ashland ————— L, 4-9

1946 (12-2)

Coach – John Swigart

Ashland ————— W, 10-5
 Denison ————— W, 5-2
 Kenyon ————— W, 9-6
 Otterbein ————— W, 8-7
 Baldwin-Wallace ————— W, 7-6
 Otterbein ————— W, 5-4
 Ashland ————— W, 3-1
 Muskingum ————— W, 12-1
 Muskingum ————— L, 2-5
 Denison ————— W, 6-2
 Ohio Wesleyan ————— L, 5-9
 Baldwin-Wallace ————— W, 3-2
 Kenyon ————— W, 7-2
 Oberlin ————— W, 4-2

1947 (7-4)

Coach – Art Murray

Fenn ————— L, 7-10
 Ashland ————— W, 18-4
 Baldwin-Wallace ————— W, 5-3
 Ohio Wesleyan ————— L, 4-6
 Kenyon ————— W, 6-5
 Kent State ————— W, 2-1
 Denison ————— W, 4-3
 Baldwin-Wallace ————— L, 1-13
 Oberlin ————— W, 11-10

Akron ————— W, 3-0
 Akron ————— L, 1-2

1948 (11-4)

Coach – Art Murray

Fenn ————— L, 2-4
 Ashland ————— W, 6-5
 Kenyon ————— W, 13-2
 Oberlin ————— W, 7-5
 Kent State ————— W, 12-7
 Denison ————— W, 11-2
 Mount Union ————— W, 7-0
 Muskingum ————— W, 4-3
 Oberlin ————— L, 2-4
 Kenyon ————— W, 5-1
 Ashland ————— W, 2-1
 Baldwin-Wallace ————— W, 9-6
 Akron ————— W, 6-1
 Akron ————— L, 0-2
 Baldwin-Wallace ————— L, 0-1

1949 (8-8)

Coach – John Swigart

Kent State ————— L, 0-6
 Kenyon ————— W, 14-9
 Muskingum ————— L, 3-4
 Kent (Canton) ————— W, 13-2
 Ashland ————— L, 4-8
 Oberlin ————— W, 4-3
 Otterbein ————— W, 9-8
 Muskingum ————— L, 7-9
 Fenn ————— L, 0-2
 Ashland ————— W, 8-6
 Kenyon ————— W, 11-10
 Oberlin ————— W, 3-0
 Akron ————— L, 9-11
 Akron ————— L, 2-3
 Baldwin-Wallace ————— W, 6-3
 Akron ————— L, 3-6

1950 (4-9)

Coach – John Swigart

Heidelberg ————— L, 4-9
 Kent State ————— L, 8-19
 Kenyon ————— L, 2-8
 Ohio Wesleyan ————— L, 5-15
 Otterbein ————— L, 3-13
 Muskingum ————— W, 5-2
 Oberlin ————— W, 5-4
 Mount Union ————— W, 9-5
 Denison ————— L, 4-11
 Ashland ————— W, 2-0
 Oberlin ————— L, 1-5
 Muskingum ————— L, 1-3
 Thiel ————— L, 0-4

1951 (6-8-1)

Coach – John Swigart

Kenyon ————— L, 7-12
 Denison ————— L, 3-4
 Kent State ————— L, 3-10
 Baldwin-Wallace ————— W, 4-2
 Ohio Wesleyan ————— T, 9-9
 Albion ————— L, 3-8
 Muskingum ————— W, 3-2
 Oberlin ————— L, 5-11
 Allegheny ————— W, 5-3
 Ashland ————— L, 6-17
 Akron ————— W, 8-5
 Heidelberg ————— L, 4-5
 Mount Union ————— W, 11-3
 Oberlin ————— L, 3-10
 Otterbein ————— W, 12-11

1952 (7-6)

Coach – John Swigart

Ohio Wesleyan ————— L, 8-9
 Kenyon ————— L, 4-6
 Kent State ————— L, 5-8
 Otterbein ————— L, 4-10
 Muskingum ————— L, 1-5
 Kenyon ————— W, 4-2

Akron ————— W, 3-0
 Mount Union ————— W, 11-6
 Albion ————— W, 6-4
 Oberlin ————— L, 8-9
 Allegheny ————— W, 8-5
 Ashland ————— W, 12-11
 Mount Union ————— W, 3-2

1953 (4-6)

Coach – John Swigart

Mount Union ————— W, 4-0
 Denison ————— L, 8-20
 Baldwin-Wallace ————— L, 2-8
 Kenyon ————— W, 10-0
 Akron ————— W, 7-6
 Oberlin ————— L, 2-5
 Hiram ————— L, 6-8
 Ohio Wesleyan ————— W, 7-4
 Mount Union ————— L, 2-4
 Ashland ————— L, 2-12

1954 (8-7)

Coach – John Swigart

Akron ————— L, 11-12
 Kenyon ————— W, 2-1
 Allegheny ————— W, 4-2
 Mount Union ————— W, 5-3
 Fenn ————— L, 0-3
 Kenyon ————— L, 4-16
 Akron ————— W, 4-2
 Oberlin ————— W, 8-5
 Otterbein ————— W, 7-4
 Mount Union ————— W, 12-10
 Ashland ————— L, 0-19
 Heidelberg ————— L, 1-2
 Oberlin ————— W, 5-4
 Kent State ————— L, 3-4
 Hiram ————— L, 6-8

1955 (6-7)

Coach – Mel Riebe

Kent State ————— W, 3-1
 Fenn ————— W, 4-0
 Muskingum ————— L, 2-5
 Kenyon ————— L, 3-4
 Mount Union ————— L, 2-22
 Allegheny ————— L, 0-1
 Kenyon ————— L, 1-13
 Akron ————— L, 2-6
 Hiram ————— W, 13-1
 Mount Union ————— W, 6-5
 Oberlin ————— W, 9-1
 Ashland ————— W, 7-6
 Oberlin ————— L, 2-3

1956 (5-5)

Coach – John Swigart

Kenyon ————— L, 1-2
 Heidelberg ————— W, 7-4
 Hiram ————— W, 6-2
 Kenyon ————— W, 13-3
 Case Reserve ————— L, 1-3
 Muskingum ————— L, 6-7
 Allegheny ————— W, 11-3
 Ashland ————— W, 10-3
 Mount Union ————— L, 3-5
 Mount Union ————— L, 0-1

1957 (6-6)

Coach – John Swigart

Kenyon ————— W, 10-8
 Fenn ————— W, 12-0
 Muskingum ————— W, 6-0
 Wittenberg ————— L, 7-8
 Akron ————— W, 11-1
 Mount Union ————— L, 2-6
 Case Reserve ————— L, 2-8
 Hiram ————— L, 4-5
 Kenyon ————— W, 5-1
 Mount Union ————— L, 1-4
 Oberlin ————— W, 7-3
 Oberlin ————— L, 5-6

1958 (10-3)

Coach – John Swigart

Wittenberg ————— L, 3-5
 Mount Union ————— W, 8-1
 Akron ————— W, 5-1
 Mount Union ————— W, 1-0
 Oberlin ————— W, 5-3
 Hiram ————— L, 1-3
 Ashland ————— L, 4-5
 Muskingum ————— W, 5-4
 Akron ————— W, 4-2
 Kenyon ————— W, 7-1
 Fenn ————— W, 17-3
 Oberlin ————— W, 7-0
 Heidelberg ————— W, 3-1

1959 (12-3)

Coach – John Swigart

Kenyon ————— W, 4-0
 Hiram ————— W, 10-1
 Wittenberg ————— L, 5-11
 Oberlin ————— W, 5-2
 Kenyon ————— W, 15-3
 Kenyon ————— W, 9-3
 Mount Union ————— W, 4-3
 Mount Union ————— W, 5-0
 Hiram ————— W, 7-3
 Ashland ————— W, 13-5
 Akron ————— W, 3-1
 Muskingum ————— W, 2-1
 Muskingum ————— L, 0-4
 Oberlin ————— L, 4-9
 Mount Union ————— W, 8-4

1960 (10-3)

Coach – John Swigart

Ashland ————— W, 9-8
 Akron ————— W, 3-2
 Mount Union ————— L, 0-1
 Oberlin ————— W, 4-3
 Kenyon ————— W, 12-1
 Kenyon ————— W, 10-1
 Hiram ————— W, 10-2
 Mount Union ————— W, 8-4
 Baldwin-Wallace ————— W, 9-3
 Kenyon ————— W, 14-0
 Muskingum ————— L, 7-8
 Oberlin ————— W, 7-2
 Wittenberg ————— L, 5-6

1961 (5-10)

Coach – John Swigart

Fenn ————— W, 5-4
 Kenyon ————— W, 2-1
 Ashland ————— L, 3-7
 Akron ————— W, 10-3
 Kenyon ————— L, 3-6
 Ashland ————— L, 3-4
 Baldwin-Wallace ————— L, 3-11
 Oberlin ————— L, 1-5
 Hiram ————— L, 6-11
 Muskingum ————— L, 0-8
 Heidelberg ————— W, 7-5
 Mount Union ————— L, 1-6
 Oberlin ————— L, 5-6
 Hiram ————— L, 4-11
 Akron ————— W, 7-5

1962 (3-12, 1-12 OAC)

Coach – John Swigart

Akron ————— L, 0-9
 Kenyon ————— L, 1-2
 Kenyon ————— W, 8-5

** Spring Trip
 ^ Wooster Tournament
 • Conference Contest
 ^ Conference Tournament
 + NCAA Regionals
 # NCAA Div. III World Series

GAME-BY-GAME RESULTS

Hiram ————— L, 2-7
 Kenyon ————— L, 2-9
 Wittenberg ————— L, 4-18
 Baldwin-Wallace ————— L, 5-11
 Akron ————— L, 1-3
 Ashland ————— W, 11-5
 Muskingum ————— L, 5-14
 Mount Union ————— L, 3-13
 Oberlin ————— L, 2-3
 Ferris State ————— W, 6-5
 Heidelberg ————— L, 1-6
 Hiram ————— L, 1-4

**1963 (1-12, 1-10 OAC)
 Coach – John Swigart**

Baldwin-Wallace ————— L, 7-11
 Hiram ————— L, 4-5
 Kenyon ————— W, 6-5
 Oberlin ————— L, 2-3
 Mount Union ————— L, 2-7
 Kenyon ————— L, 1-3
 Akron ————— L, 1-11
 Ashland ————— L, 4-7
 Muskingum ————— L, 4-12
 Akron ————— L, 0-6
 Ashland ————— L, 5-8
 Heidelberg ————— L, 0-6
 Hiram ————— L, 3-14

**1964 (3-13-1, 3-11-1 OAC)
 Coach – John Swigart**

Ashland ————— L, 3-9
 Baldwin-Wallace ————— W, 9-7
 Hiram ————— L, 2-5
 Akron ————— L, 1-22
 Oberlin ————— W, 1-0
 Oberlin ————— L, 4-5
 Kenyon ————— L, 1-3
 Wittenberg ————— L, 0-9
 Denison ————— W, 6-5
 Ashland ————— L, 11-14
 Akron ————— L, 7-9
 Hiram ————— L, 0-2
 Heidelberg ————— L, 2-5
 Heidelberg ————— L, 2-12
 Mount Union ————— L, 6-7
 Kenyon ————— L, 5-8
 Muskingum ————— T, 4-4

**1965 (3-11, 2-10 OAC)
 Coach – John Swigart**

Heidelberg ————— L, 3-7
 Baldwin-Wallace ————— L, 1-3
 Akron ————— L, 2-4
 Ashland ————— L, 4-8
 Hiram ————— L, 4-7
 Ashland ————— W, 6-1
 Muskingum ————— L, 3-6
 Oberlin ————— W, 9-5
 Mount Union ————— L, 2-4
 Akron ————— L, 1-2
 Hiram ————— L, 2-7
 Baldwin-Wallace ————— W, 7-6
 Mount Union ————— L, 3-7
 Ohio Wesleyan ————— L, 0-3

**1966 (5-6, 3-4 OAC)
 Coach – John Swigart**

Baldwin-Wallace ————— L, 3-7
 Mount Union ————— W, 10-0
 Akron ————— L, 2-5
 Heidelberg ————— L, 2-5
 Marietta ————— L, 1-2
 Ashland ————— L, 5-6
 Muskingum ————— W, 5-4
 Akron ————— W, 3-2
 Hiram ————— L, 2-3
 Hiram ————— W, 4-2
 Ashland ————— W, 5-3

**1967 (9-10, 7-5 OAC)
 Coach – Gordon Jeppson**

East Tennessee ————— L, 0-4
 Knoxville ————— W, 19-6
 Carson-Newman ————— L, 1-5
 Carson-Newman ————— L, 5-6
 Carson-Newman ————— L, 3-16
 Baldwin-Wallace ————— W, 5-3
 Mount Union ————— W, 3-2
 Mount Union ————— L, 5-6
 Akron ————— W, 3-2
 Kenyon ————— W, 4-2
 Kenyon ————— W, 4-0
 Heidelberg ————— W, 5-2
 Oberlin ————— W, 3-0
 Oberlin ————— L, 0-1
 Ashland ————— L, 5-6
 Muskingum ————— W, 3-0
 Wittenberg ————— L, 2-6
 Hiram ————— L, 4-6
 Hiram ————— L, 3-7

**1968 (9-7, 3-6 OAC)
 Coach – Roger Welsh**

Davis and Elkins ————— W, 11-7
 Lynchburg ————— W, 3-0
 Hampden-Sydney ————— L, 2-13
 Hampden-Sydney ————— W, 7-3
 Muskingum ————— L, 2-3
 Baldwin-Wallace ————— L, 3-5
 Mount Union ————— L, 2-6
 Mount Union ————— L, 12-17
 Muskingum ————— W, 10-3
 Heidelberg ————— W, 12-8
 Oberlin ————— L, 2-3
 Oberlin ————— W, 3-2
 Ashland ————— W, 12-3
 Akron ————— W, 7-4
 Akron ————— W, 10-7
 Wittenberg ————— L, 7-9

**1969 (7-14, 5-6 OAC)
 Coach – Roger Welsh**

Carson-Newman ————— L, 3-4
 Carson-Newman ————— L, 0-4
 Appalachian State ————— L, 7-13
 Mars Hill ————— W, 15-6
 Baldwin-Wallace ————— L, 1-2
 Ohio Wesleyan ————— L, 1-6
 Ohio Wesleyan ————— L, 2-5
 Heidelberg ————— L, 3-5
 Oberlin ————— W, 7-3
 Oberlin ————— W, 6-0
 Akron ————— L, 4-5
 Akron ————— W, 15-7
 Wittenberg ————— W, 10-6
 Wittenberg ————— W, 10-3
 Ashland ————— L, 5-9
 Hiram ————— L, 0-1
 Cleveland State ————— L, 0-7
 Cleveland State ————— L, 0-3
 Mount Union ————— L, 1-4
 Mount Union ————— W, 1-0
 Ashland ————— L, 7-8

**1970 (17-13, 10-5 NCAC)
 Coach – Roger Welsh**

David Lipscomb ————— W, 3-2
 David Lipscomb ————— W, 2-0
 Lambuth ————— W, 9-4
 Forest Park ————— W, 4-3
 Austin Peay ————— L, 0-4
 Austin Peay ————— L, 0-1
 Austin Peay ————— L, 0-2
 Austin Peay ————— L, 1-2
 Findlay ————— L, 2-3
 Baldwin-Wallace ————— L, 6-9
 Muskingum ————— L, 6-9
 Kenyon ————— W, 2-1
 Kenyon ————— W, 6-2
 Heidelberg ————— W, 11-1

Oberlin ————— W, 2-0
 Oberlin ————— L, 0-3
 Akron ————— W, 1-0
 Wittenberg ————— W, 4-3
 Wittenberg ————— W, 6-4
 Ashland ————— W, 8-7
 Baldwin-Wallace ————— L, 6-8
 Baldwin-Wallace ————— W, 6-4
 Cleveland State ————— L, 5-10
 Otterbein ————— L, 3-7
 Otterbein ————— W, 3-0
 Denison ————— W, 11-5
 Denison ————— W, 3-1
 Akron ————— W, 5-1
 Akron ————— L, 6-9
 Akron ————— L, 3-6

**1971 (17-13, 8-3 OAC)
 Coach – Roger Welsh**

OAC Northern Division Champions

University of the South ** W, 12-3
 Tennessee Temple ** W, 13-7
 Tennessee Temple ** W, 6-4
 Knoxville ** W, 21-3
 East Tennessee State ** W, 2-1
 Carson-Newman ** W, 4-2
 Carson-Newman ** L, 3-4
 Findlay ————— L, 3-5
 Mount Union • ————— W, 1-0
 Mount Union • ————— W, 4-3
 Baldwin-Wallace • ————— L, 4-5
 Ohio Wesleyan • ————— W, 4-0
 Ohio Wesleyan • ————— W, 7-6
 Urbana ————— L, 4-5
 Urbana ————— W, 9-0
 Heidelberg • ————— W, 7-3
 Oberlin • ————— W, 12-3
 Oberlin • ————— W, 3-1
 Muskingum • ————— L, 7-8
 Wittenberg • ————— L, 4-12
 Wittenberg • ————— W, 4-2
 Ashland ————— L, 0-3
 Ohio Northern ————— L, 1-4
 Marietta ————— L, 2-4
 Ashland ————— L, 6-7
 Youngstown ————— L, 4-14
 Baldwin-Wallace ————— L, 3-7
 Akron ————— L, 0-3
 Urbana ————— W, 3-2
 Urbana ————— W, 6-1

**1972 (10-14, 3-3 OAC)
 Coach – Roger Welsh**

Delta State ** ————— L, 3-17
 Delta State ** ————— L, 6-10
 Union University ** ————— L, 4-20
 Union University ** ————— L, 2-9
 Tenn.-Martin ** ————— L, 3-4
 Tenn.-Martin ** ————— L, 6-7
 Tenn.-Martin ** ————— L, 4-5
 Mount Union • ————— W, 8-7
 Hiram ————— W, 6-1
 Ashland ————— L, 1-2
 Baldwin-Wallace • ————— L, 4-6
 Urbana ————— W, 7-4
 Urbana ————— L, 1-8
 Kenyon • ————— W, 5-4
 Ohio Northern ————— W, 8-7
 Ohio Northern ————— W, 8-1
 Heidelberg • ————— W, 6-4
 Baldwin-Wallace • ————— L, 1-4
 Baldwin-Wallace • ————— L, 1-7
 Capital ————— W, 7-3
 Capital ————— W, 4-2
 Akron ————— W, 6-1
 Youngstown ————— L, 1-2
 Youngstown ————— L, 1-5

**1973 (12-14, 7-6 OAC)
 Coach – Roger Welsh**

Lambuth ** ————— W, 4-3
 Lambuth ** ————— W, 5-4
 Lambuth ** ————— L, 3-4
 Delta State ** ————— L, 0-6
 Bethel ** ————— W, 2-1
 Bethel ** ————— W, 8-3
 Mount Union • ————— W, 11-2
 Heidelberg • ————— L, 3-4
 Heidelberg • ————— W, 5-3
 Oberlin • ————— W, 9-5
 Oberlin • ————— W, 5-2
 Ashland ————— W, 5-3
 Mount Union • ————— L, 5-8
 Mount Union • ————— W, 3-2
 Baldwin-Wallace • ————— W, 3-2
 Kenyon • ————— W, 5-1
 Ohio Northern ————— L, 3-9
 Ohio Northern ————— L, 4-5
 Heidelberg • ————— L, 3-5
 Baldwin-Wallace • ————— L, 0-4
 Baldwin-Wallace • ————— L, 0-2
 Ohio Dominican ————— L, 4-6
 Mount Union • ————— L, 0-2
 Youngstown ————— L, 10-12
 Akron ————— L, 4-6
 Akron ————— L, 2-7

**1974 (14-16, 8-5 OAC)
 Coach – Roger Welsh**

Carson-Newman ** ————— L, 3-5
 Carson-Newman ** ————— L, 4-7
 Carson-Newman ** ————— L, 2-6
 Carson-Newman ** ————— L, 0-1
 Valparaiso ** ————— W, 5-3
 Valparaiso ** ————— W, 3-2
 Union ** ————— L, 5-11
 Union ** ————— L, 1-7
 Marietta ————— L, 3-4
 Oberlin • ————— L, 0-2
 Oberlin • ————— W, 8-2
 Heidelberg • ————— W, 17-6
 Kenyon • ————— W, 15-6
 Kenyon • ————— L, 10-11
 Ohio Northern • ————— L, 2-4
 Baldwin-Wallace • ————— L, 3-8
 Baldwin-Wallace • ————— W, 5-3
 Kenyon • ————— W, 7-1
 Ohio Wesleyan ————— W, 2-1
 Ohio Wesleyan ————— W, 2-0
 Oberlin • ————— W, 5-4
 Heidelberg • ————— W, 3-1
 Heidelberg • ————— W, 4-1
 Mount Union • ————— L, 1-7
 Capital ————— L, 0-4
 Capital ————— W, 3-1
 Youngstown ————— L, 4-7
 Youngstown ————— L, 2-3
 Akron ————— W, 8-2
 Akron ————— L, 2-7

**1975 (17-13, 9-6 OAC)
 Coach – Bill Henley**

Carson-Newman ** ————— L, 5-6
 Carson-Newman ** ————— L, 4-8
 Vanderbilt ** ————— L, 3-10
 Lambuth ** ————— L, 1-8
 Lambuth ** ————— W, 11-9
 Lambuth ** ————— L, 5-6

** Spring Trip
 ^ Wooster Tournament
 • Conference Contest
 ^ Conference Tournament
 + NCAA Regionals
 # NCAA Div. III World Series

GAME-BY-GAME RESULTS

Malone ————— W, 4-3
 Baldwin-Wallace • ————— L, 3-5
 Mount Union • ————— W, 6-2
 Mount Union • ————— L, 4-8
 Marietta ————— W, 5-4
 Oberlin • ————— W, 11-2
 Oberlin • ————— W, 3-0
 Heidelberg • ————— W, 10-5
 Kenyon • ————— W, 10-1
 Kenyon • ————— W, 12-5
 Baldwin-Wallace • ————— L, 0-1
 Baldwin-Wallace • ————— L, 7-9
 Kenyon • ————— W, 13-2
 Ohio Wesleyan ————— W, 4-3
 Ohio Wesleyan ————— W, 5-3
 Oberlin • ————— W, 5-1
 Heidelberg • ————— L, 6-8
 Heidelberg • ————— L, 6-7
 Mount Union • ————— W, 8-5
 Capital ————— L, 4-11
 Capital ————— W, 11-10
 Youngstown ————— W, 3-2
 Akron ————— L, 0-1
 Akron ————— W, 6-2

1976 (26-9, 12-5 OAC)

Coach - Bob Morgan

Tusculum ** ————— W, 4-0
 Tusculum ** ————— W, 5-0
 Milligan ** ————— W, 7-0
 Emory and Henry ** ————— W, 7-0
 Emory and Henry ** ————— W, 7-3
 West Virginia Tech ** ————— W, 7-3
 West Virginia Tech ** ————— W, 9-2
 Malone ————— L, 3-4
 Heidelberg • ————— W, 6-1
 Heidelberg • ————— W, 6-3
 Mount Union • ————— L, 3-6
 Ohio Northern • ————— L, 4-10
 Ohio Northern • ————— L, 2-11
 Baldwin-Wallace • ————— W, 5-4
 Otterbein ————— W, 6-1
 Otterbein ————— W, 4-1
 Point Park ————— L, 0-12
 Point Park ————— W, 8-5
 Oberlin • ————— W, 4-2
 Oberlin • ————— W, 5-0
 Heidelberg • ————— W, 16-6
 Kenyon • ————— W, 10-3
 Kenyon • ————— L, 3-4
 Ohio Northern • ————— W, 10-7
 Baldwin-Wallace • ————— W, 2-1
 Baldwin-Wallace • ————— L, 0-4
 Oberlin • ————— W, 22-1
 Mount Union • ————— W, 3-0
 Mount Union • ————— W, 3-2
 Mt. Vernon Nazarene ————— W, 7-3
 Mt. Vernon Nazarene ————— W, 2-1
 Mt. Vernon Nazarene ————— W, 12-2
 Akron ————— L, 0-6
 Akron ————— W, 2-0
 Youngstown ————— L, 0-1

1977 (31-6, 12-1 OAC)

Coach - Bob Morgan

OAC Northern Division Champions

Grove City ————— W, 19-0
 Earlham ** ————— W, 7-5
 Earlham ** ————— W, 13-1
 Heidelberg ** ————— W, 15-3
 Flagler ** ————— W, 4-0
 Flagler ** ————— W, 13-7
 Embry-Riddle ** ————— L, 2-7
 Embry-Riddle ** ————— W, 17-0
 Embry-Riddle ** ————— W, 6-0
 Flagler ** ————— W, 11-3
 Flagler ** ————— W, 9-4
 Bluffton ————— W, 4-1
 Bluffton ————— W, 14-5

Kenyon • ————— W, 6-4
 Mount Union • ————— W, 5-4
 Ohio Northern • ————— W, 7-1
 Ohio Northern • ————— W, 6-4
 Baldwin-Wallace • ————— W, 7-1
 Otterbein ————— W, 10-4
 Otterbein ————— W, 3-0
 Case Reserve ————— W, 7-3
 Case Reserve ————— W, 5-1
 Heidelberg • ————— W, 10-4
 Kenyon • ————— W, 4-0
 Kenyon • ————— W, 12-0
 Baldwin-Wallace • ————— W, 1-0
 Baldwin-Wallace • ————— L, 1-2
 Oberlin ————— W, 22-2
 Oberlin ————— W, 16-1
 Mount Union • ————— W, 7-6
 Mount Union • ————— W, 11-7
 Marietta ^ ————— W, 6-3
 Marietta ^ ————— L, 7-9
 Marietta ^ ————— L, 4-5
 York + ————— L, 1-5
 DePauw + ————— W, 5-1
 Widener + ————— L, 9-12

1978 (30-10, 9-3 OAC)

Coach - Bob Morgan

Bridgewater ** ————— W, 5-3
 Flagler ** ————— W, 4-0
 Flagler ** ————— W, 11-1
 Embry-Riddle ** ————— W, 6-2
 Embry-Riddle ** ————— W, 6-3
 Florida Tech ** ————— W, 5-4
 Florida Tech ** ————— W, 7-3
 Florida Tech ** ————— W, 14-2
 Florida Tech ** ————— W, 6-2
 Mount Union ** ————— L, 3-5
 Embry-Riddle ** ————— W, 6-0
 Embry-Riddle ** ————— W, 11-0
 Trinity ** ————— W, 7-3
 Calvin ** ————— W, 2-1
 Calvin ** ————— W, 10-0
 Case Reserve ————— L, 2-5
 Case Reserve ————— W, 16-1
 Mount Union • ————— W, 8-6
 Mount Union • ————— L, 5-6
 Heidelberg • ————— W, 5-0
 Heidelberg • ————— L, 2-4
 Kenyon • ————— W, 10-1
 Ohio Northern • ————— L, 0-1
 Ohio Northern • ————— W, 2-1
 Wittenberg • ————— W, 5-4
 Wittenberg • ————— L, 0-1
 Ohio Northern • ————— W, 9-3
 Oberlin • ————— W, 13-0
 Oberlin • ————— W, 11-0
 Heidelberg • ————— W, 18-5
 Findlay ————— W, 4-3
 Findlay ————— W, 4-2
 Mount Union • ————— W, 4-1
 Marietta ^ ————— L, 1-6
 Marietta ^ ————— L, 8-13
 Widener + ————— W, 12-7
 Marietta + ————— L, 0-12
 Widener + ————— W, 6-2
 Wilkes + ————— W, 6-5
 Marietta + ————— L, 1-10

1979 (40-8-1, 10-2 OAC)

Coach - Bob Morgan

OAC Northern Division Champions

Flagler ** ————— W, 12-0
 Flagler ** ————— W, 5-0
 Marian ** ————— W, 8-2
 Flagler ** ————— T, 1-1
 Xavier ** ————— W, 8-7
 Embry-Riddle ** ————— W, 3-0
 Embry-Riddle ** ————— W, 12-6
 Embry-Riddle ** ————— W, 9-7
 Earlham ** ————— W, 4-1

Florida Tech ** ————— L, 3-5
 Lee ** ————— W, 4-3
 Florida Tech ** ————— W, 6-2
 Lee ** ————— W, 10-4
 Florida Tech ** ————— W, 13-5
 Lee ** ————— W, 8-3
 Florida Tech ** ————— W, 13-2
 Edward Waters ** ————— W, 13-0
 Case Reserve ————— W, 3-1
 Case Reserve ————— W, 14-1
 Walsh ————— W, 19-0
 Baldwin-Wallace • ————— W, 6-1
 Ashland ————— W, 6-2
 Ashland ————— W, 5-2
 Ohio Northern • ————— W, 17-2
 Oberlin • ————— W, 12-1
 Oberlin • ————— W, 17-0
 Tiffin ————— W, 7-0
 Wittenberg • ————— W, 6-0
 Wittenberg • ————— W, 3-2
 Ohio Northern • ————— W, 6-0
 Oberlin • ————— W, 9-0
 Oberlin • ————— W, 8-2
 Heidelberg • ————— W, 4-1
 Akron ————— L, 3-6
 Kenyon • ————— W, 5-2
 Kenyon • ————— L, 1-2
 Findlay ————— W, 4-2
 Findlay ————— W, 19-2
 Ohio Wesleyan ————— W, 11-6
 Baldwin-Wallace • ————— L, 2-6
 Baldwin-Wallace • ————— W, 2-0
 Mount Union • ————— W, 6-4
 Marietta ^ ————— L, 10-11
 Marietta ^ ————— L, 3-4
 Mansfield State + ————— L, 2-3
 DePauw + ————— W, 15-8
 Marietta + ————— W, 5-2
 Ashland + ————— W, 4-1
 Mansfield State + ————— L, 3-4

1980 (45-7, 12-2 OAC)

Coach - Bob Morgan

OAC Northern Division Champions

Flagler ** ————— W, 6-0
 Flagler ** ————— W, 2-0
 Flagler ** ————— W, 7-0
 Embry-Riddle ** ————— W, 7-3
 Embry-Riddle ** ————— W, 2-1
 Embry-Riddle ** ————— W, 13-0
 Embry-Riddle ** ————— W, 11-0
 Bluffton ** ————— W, 7-2
 Bluffton ** ————— W, 13-1
 Earlham ** ————— W, 14-3
 Earlham ** ————— W, 7-3
 Lee ** ————— W, 27-3
 Lee ** ————— L, 3-8
 Lee ** ————— W, 11-0
 Florida Tech ** ————— L, 2-5
 Lee ** ————— L, 0-2
 Florida Tech ** ————— W, 7-5
 M.I.T. ** ————— W, 6-1
 Ohio Northern ** ————— W, 10-1
 Oberlin • ————— W, 7-0
 Oberlin • ————— W, 4-0
 Mount Union • ————— W, 7-1
 Mount Union • ————— W, 22-3
 Baldwin-Wallace ————— W, 13-7
 Ashland ————— W, 9-8
 Case Reserve ————— W, 8-2
 Case Reserve ————— W, 17-3
 Ashland ————— W, 16-4
 Ohio Northern • ————— L, 0-4
 Ohio Northern • ————— L, 1-5
 Heidelberg • ————— W, 6-2
 Heidelberg • ————— W, 11-2
 Central State ————— W, 3-2
 Central State ————— W, 11-0
 Baldwin-Wallace • ————— W, 8-2
 Baldwin-Wallace • ————— W, 7-1

Mount Union ————— W, 16-4
 Findlay ————— W, 7-6
 Findlay ————— W, 16-1
 Central State ————— W, 5-4
 Central State ————— W, 10-5
 Kenyon ————— W, 16-1
 Ohio Wesleyan ————— W, 28-7
 Oberlin • ————— W, 10-2
 Oberlin • ————— W, 19-2
 Urbana ————— W, 11-3
 Urbana ————— W, 17-1
 Mansfield State + ————— W, 5-1
 Ohio Northern + ————— W, 15-2
 Marietta + ————— L, 4-6
 Ohio Northern + ————— W, 7-3
 Marietta + ————— L, 5-14

1981 (37-8-1, 12-2-1 OAC)

Coach - Bob Morgan

OAC Northern Division Champions

Bethune-Cookman ** ————— W, 14-6
 Bethune-Cookman ** ————— W, 13-2
 Yale ** ————— W, 10-8
 Merrimack ** ————— W, 7-1
 Merrimack ** ————— W, 9-8
 Wittenberg ** ————— W, 10-3
 Wittenberg ** ————— W, 7-3
 Lee ** ————— W, 1-0
 Florida Tech ** ————— L, 3-9
 Warner Southern ** ————— W, 14-1
 Defiance ** ————— W, 16-1
 Warner Southern ** ————— W, 12-4
 Defiance ** ————— W, 11-0
 Wittenberg ** ————— W, 9-0
 Denison ** ————— W, 8-2
 Denison ** ————— W, 10-1
 Flagler ** ————— L, 0-1
 Flagler ** ————— W, 5-3
 Oberlin • ————— W, 22-7
 Ohio Northern • ————— L, 1-4
 Baldwin-Wallace • ————— W, 18-1
 Kenyon • ————— W, 21-4
 Heidelberg • ————— W, 16-1
 Mt. Vernon Nazarene ————— W, 11-1
 Mt. Vernon Nazarene ————— W, 7-1
 Ohio Northern • ————— W, 2-1
 Ohio Northern • ————— T, 3-3
 Heidelberg • ————— W, 5-3
 Heidelberg • ————— W, 4-2
 Baldwin-Wallace • ————— L, 3-5
 Baldwin-Wallace • ————— W, 3-1
 Mount Union • ————— W, 8-4
 Cleveland State ————— W, 13-1
 Central State ————— W, 7-0
 Central State ————— W, 7-0
 Kenyon • ————— W, 5-1
 Kenyon • ————— W, 6-0
 Ohio Wesleyan ————— W, 8-0
 Ohio Wesleyan ————— W, 3-2
 Oberlin • ————— W, 4-1
 Oberlin • ————— W, 25-1
 Marietta ^ ————— L, 7-13
 Marietta ^ ————— L, 4-8
 Monmouth + ————— W, 6-1
 Alma + ————— L, 3-4
 Marietta + ————— L, 6-13

1982 (17-16-2, 9-4 OAC)

Coach - Tim Pettorini

Akron ** ————— T, 0-0
 Earlham ** ————— W, 7-2
 Akron ** ————— L, 0-3

** Spring Trip
 ~ Wooster Tournament
 • Conference Contest
 ^ Conference Tournament
 + NCAA Regionals
 # NCAA Div. III World Series

GAME-BY-GAME RESULTS

Wilmington ** ————— L, 4-8
 Ohio Dominican ** ————— L, 6-7
 Johns Hopkins ** ————— T, 4-4
 Florida Tech ** ————— W, 8-6
 Florida Tech ** ————— L, 4-5
 M.I.T. ** ————— L, 4-12
 Florida Tech ** ————— L, 1-2
 Bethune-Cookman ** ————— L, 2-13
 Bethune-Cookman ** ————— W, 4-3
 Flagler ** ————— W, 3-1
 Heidelberg • ————— W, 6-1
 Kenyon • ————— W, 8-0
 Baldwin-Wallace • ————— L, 7-8
 Baldwin-Wallace • ————— W, 10-4
 Mount Union • ————— W, 7-4
 Mt. Vernon Nazarene ————— W, 9-0
 Ashland ————— W, 7-4
 Heidelberg • ————— W, 5-4
 Heidelberg • ————— W, 8-7
 Oberlin • ————— W, 7-0
 Ashland ————— L, 6-11
 Ohio Northern • ————— L, 1-5
 Ohio Northern • ————— L, 1-8
 Kent State ————— L, 2-5
 Ohio Wesleyan ————— W, 9-6
 Ohio Wesleyan ————— W, 8-0
 Marietta ————— L, 3-8
 Marietta ————— L, 2-13
 Baldwin-Wallace • ————— L, 3-6
 Capital ————— L, 4-5
 Mount Union • ————— W, 4-1
 Mount Union • ————— W, 7-2

1983 (23-15, 12-3 OAC)

Coach – Tim Pettorini

Johns Hopkins ** ————— L, 0-1
 Florida Tech ** ————— L, 1-7
 M.I.T. ** ————— W, 14-10
 Florida Tech ** ————— L, 1-5
 M.I.T. ** ————— L, 9-13
 Worcester State ** ————— W, 8-5
 Worcester State ** ————— W, 13-3
 Bethune-Cookman ** ————— L, 16-20
 Bethune-Cookman ** ————— L, 0-6
 Flagler ** ————— L, 2-3
 Bowling Green ** ————— L, 0-6
 Walsh ** ————— W, 2-1
 Walsh ** ————— W, 8-3
 Ohio Dominican ** ————— W, 6-2
 Ohio Dominican ** ————— W, 9-0
 Ohio Northern ————— W, 9-8
 Heidelberg • ————— W, 9-0
 Kenyon • ————— W, 5-3
 Oberlin • ————— W, 5-2
 Oberlin • ————— W, 6-0
 Baldwin-Wallace • ————— L, 0-5
 Baldwin-Wallace • ————— L, 2-8
 Mount Union • ————— W, 15-7
 Malone ————— L, 3-5
 Heidelberg • ————— L, 5-12
 Heidelberg • ————— W, 9-1
 Oberlin • ————— W, 9-2
 Muskingum • ————— W, 6-2
 Kent State ————— L, 5-14
 Kent State ————— L, 1-4
 Ohio Wesleyan ————— L, 2-4
 Ohio Wesleyan ————— W, 15-13
 Kenyon • ————— W, 12-4
 Kenyon • ————— W, 10-1
 Baldwin-Wallace • ————— W, 13-7
 Capital ————— W, 4-3
 Capital ————— W, 10-4
 Mount Union • ————— W, 21-2

1984 (20-19, 7-3 OAC)

Coach – Tim Pettorini

Malone ** ————— W, 4-0
 Geneva ** ————— L, 6-7
 Ohio Dominican ** ————— L, 3-7
 Findlay ** ————— W, 5-3

Denison ** ————— L, 3-8
 Johns Hopkins ** ————— L, 2-4
 Florida Tech ** ————— L, 0-3
 Florida Tech ** ————— W, 7-6
 Wittenberg ** ————— L, 1-2
 Worcester State ** ————— W, 7-0
 Worcester State ** ————— W, 7-0
 Bethune-Cookman ** ————— L, 3-8
 Bethune-Cookman ** ————— W, 12-8
 Flagler ** ————— L, 3-33
 Wittenberg ** ————— W, 20-2
 Wittenberg ** ————— W, 8-4
 Ohio Dominican ** ————— L, 4-5
 Ohio Dominican ** ————— W, 10-4
 Mt. Vernon Nazarene ————— W, 5-4
 Mount Union ————— W, 10-2
 Ashland ————— L, 0-3
 Ashland ————— L, 3-9
 Heidelberg ————— W, 14-2
 Ohio Northern ————— L, 2-5
 Kenyon ————— W, 10-0
 Baldwin-Wallace ————— L, 4-7
 Malone ————— L, 2-7
 Muskingum • ————— L, 7-9
 Muskingum • ————— W, 5-0
 Ohio Northern ————— L, 2-3
 Oberlin • ————— W, 5-4
 Oberlin • ————— W, 7-0
 Ohio Wesleyan • ————— L, 3-7
 Ohio Wesleyan • ————— L, 0-2
 Capital ————— L, 10-12
 Heidelberg • ————— W, 10-0
 Heidelberg • ————— W, 7-0
 Mount Union • ————— W, 8-6
 Mount Union • ————— W, 16-1

1985 (29-19, 16-4 NCAC)

Coach – Tim Pettorini

NCAC Co-Champions

Findlay ** ————— L, 1-3
 Ohio Dominican ** ————— L, 3-9
 Florida Tech ** ————— L, 2-10
 Florida Tech ** ————— L, 0-3
 Johns Hopkins ** ————— W, 3-1
 Heidelberg ** ————— L, 2-6
 Florida Tech ** ————— L, 0-8
 S. Carolina/Aiken ** ————— L, 0-3
 Wilmington ** ————— L, 5-6
 Wilmington ** ————— L, 5-6
 Earlham ** ————— W, 15-2
 Rio Grande ** ————— W, 13-6
 Wittenberg ————— L, 1-10
 Wittenberg ————— W, 9-4
 Mt. Vernon Nazarene ————— L, 4-5
 Case Reserve • ————— W, 11-2
 Case Reserve • ————— W, 8-5
 Muskingum ————— W, 8-1
 Kenyon • ————— W, 7-6
 Kenyon • ————— L, 12-15
 Heidelberg ————— W, 12-10
 Ohio Wesleyan • ————— L, 4-5
 Ohio Wesleyan • ————— W, 15-6
 Ohio Wesleyan • ————— W, 9-5
 Ohio Wesleyan • ————— W, 4-3
 Malone ————— L, 7-9
 Oberlin • ————— W, 10-1
 Oberlin • ————— W, 12-3
 Oberlin • ————— W, 5-2
 Oberlin • ————— W, 20-4
 Baldwin-Wallace ————— W, 10-9
 Allegheny • ————— W, 7-0
 Allegheny • ————— L, 1-5
 Allegheny • ————— W, 4-2
 Allegheny • ————— W, 5-4
 John Carroll ————— W, 11-6
 John Carroll ————— W, 4-3
 Marietta ————— W, 4-0
 Marietta ————— L, 11-13
 Capital ————— W, 16-14
 Capital ————— W, 14-8

Denison • ————— W, 13-5
 Denison • ————— W, 13-8
 Denison • ————— L, 1-4
 Denison • ————— W, 3-0
 Maryville + ————— W, 7-2
 Marietta + ————— L, 5-12
 Ohio Northern + ————— L, 7-8

1986 (36-14, 15-7 NCAC)

Coach – Tim Pettorini

Marian ** ————— W, 5-4
 S.W. Missouri ** ————— L, 3-4
 Ohio Wesleyan ** ————— W, 10-4
 Wabash ** ————— W, 6-5
 Wabash ** ————— W, 4-1
 Marian ** ————— W, 14-4
 Marian ** ————— W, 7-5
 Florida Tech ** ————— L, 3-4
 Tiffin ** ————— W, 8-1
 Earlham ** ————— W, 17-3
 Earlham ** ————— W, 14-3
 Jacksonville ** ————— L, 0-13
 Earlham ** ————— W, 18-1
 Earlham ** ————— W, 11-3
 Tiffin ** ————— W, 8-7
 Kenyon • ————— W, 8-2
 Kenyon • ————— W, 26-1
 Kenyon • ————— W, 33-15
 Kenyon • ————— W, 26-1
 Muskingum ————— W, 15-5
 Muskingum ————— W, 10-9
 Heidelberg ————— W, 34-10
 Ohio Wesleyan • ————— L, 0-5
 Ohio Wesleyan • ————— W, 7-0
 Ohio Wesleyan • ————— L, 5-6
 Ohio Wesleyan • ————— L, 4-12
 Heidelberg ————— W, 16-15
 Malone ————— L, 4-5
 Case Reserve • ————— W, 21-2
 Case Reserve • ————— W, 18-3
 Baldwin-Wallace ————— W, 13-8
 Allegheny • ————— W, 7-5
 Allegheny • ————— W, 19-7
 Allegheny • ————— L, 1-4
 Allegheny • ————— W, 10-8
 Oberlin • ————— W, 5-1
 Oberlin • ————— L, 3-6
 Oberlin • ————— W, 4-2
 Oberlin • ————— W, 5-2
 Marietta ————— L, 2-3
 Marietta ————— W, 14-13
 Denison • ————— W, 17-1
 Denison • ————— L, 9-11
 Denison • ————— W, 7-2
 Denison • ————— L, 11-14
 Youngstown State ————— W, 5-0
 Youngstown State ————— W, 5-4
 MacMurray + ————— L, 5-6
 Ohio Wesleyan + ————— W, 10-7
 North Central + ————— L, 0-8

1987 (34-12, 15-3 NCAC)

Coach – Tim Pettorini

NCAC Champions

Ohio Wesleyan ** ————— W, 15-2
 Geneva ** ————— L, 4-6
 Muskingum ** ————— W, 10-3
 Walsh ** ————— W, 6-3
 Faulkner ** ————— L, 3-8
 Heidelberg ** ————— W, 12-4
 Wabash ** ————— W, 9-2
 Wabash ** ————— W, 10-8
 Florida Tech ** ————— L, 4-5
 Sacred Heart ** ————— L, 9-10
 Geneva ** ————— W, 5-3
 Illinois Tech ** ————— W, 10-4
 William Jewel ** ————— W, 5-3
 Jacksonville ** ————— L, 13-14
 Illinois Tech ** ————— W, 4-1
 Chicago State ** ————— W, 6-4

Oberlin • ————— W, 7-1
 Oberlin • ————— W, 13-0
 Oberlin • ————— W, 18-4
 Oberlin • ————— W, 8-5
 Heidelberg ————— W, 17-0
 Geneva ————— W, 11-2
 Geneva ————— L, 4-6
 Malone ————— W, 5-3
 Kenyon • ————— W, 8-2
 Kenyon • ————— W, 5-2
 Kenyon • ————— W, 8-1
 Kenyon • ————— W, 3-2
 Ohio Wesleyan • ————— W, 3-1
 Ohio Wesleyan • ————— L, 4-9
 Ohio Wesleyan • ————— W, 6-4
 Ohio Wesleyan • ————— L, 16-17
 John Carroll ————— W, 8-6
 Case Reserve • ————— W, 11-0
 Case Reserve • ————— W, 23-5
 Marietta ————— W, 6-5
 Marietta ————— L, 3-9
 Allegheny • ————— W, 13-1
 Allegheny • ————— W, 13-6
 Allegheny • ————— L, 10-12
 Allegheny • ————— W, 6-5
 Baldwin-Wallace ————— W, 7-6
 Youngstown State ————— W, 13-2
 North Central + ————— L, 3-7
 North Park + ————— W, 11-5
 Aurora + ————— L, 3-5

1988 (31-10, 18-3 NCAC)

Coach – Tim Pettorini

NCAC Champions

Ashland ** ————— W, 5-0
 Ohio Dominican ** ————— L, 4-8
 Wabash ** ————— W, 9-3
 Aquinas ** ————— W, 15-1
 Illinois Tech ** ————— L, 5-7
 Heidelberg ** ————— L, 2-6
 Illinois Tech ** ————— W, 5-2
 William Jewel ** ————— W, 7-6
 Kenyon • ————— W, 12-3
 Kenyon • ————— W, 7-5
 Kenyon • ————— W, 11-1
 Denison • ————— W, 7-3
 Denison • ————— W, 8-1
 Tiffin ————— W, 14-10
 Geneva ————— W, 7-4
 Geneva ————— W, 8-1
 Malone ————— W, 15-6
 Oberlin • ————— W, 3-0
 Oberlin • ————— W, 15-0
 Oberlin • ————— W, 15-8
 Oberlin • ————— W, 8-4
 Malone ————— W, 11-1
 Ohio Wesleyan • ————— W, 14-6
 Ohio Wesleyan • ————— W, 3-1
 Ohio Wesleyan • ————— L, 7-15
 Ohio Wesleyan • ————— W, 5-2
 Tiffin ————— W, 17-7
 Case Reserve • ————— W, 7-3
 Case Reserve • ————— W, 6-0
 Case Reserve • ————— L, 6-7
 Case Reserve • ————— W, 9-4
 Allegheny • ————— L, 3-14
 Allegheny • ————— W, 14-6
 Allegheny • ————— W, 14-2
 Allegheny • ————— W, 3-2
 Marietta ————— W, 4-0

** Spring Trip
 ^ Wooster Tournament
 • Conference Contest
 ^ Conference Tournament
 + NCAA Regionals
 # NCAA Div. III World Series

GAME-BY-GAME RESULTS

Marietta ————— L, 9-18
 Baldwin-Wallace ————— L, 2-11
 Elmhurst + ————— L, 0-1
 Elizabethtown + ————— W, 12-6
 North Park + ————— L, 7-13

1989 (35-9, 18-4 NCAC)

Coach – Tim Pettorini

Adrian ** ————— W, 12-3
 Adrian ** ————— W, 8-4
 Concordia ** ————— W, 9-1
 Widener ** ————— W, 20-11
 Wabash ** ————— W, 6-1
 Aquinas ** ————— W, 4-3
 Grand Valley ** ————— W, 9-8
 Marian ** ————— W, 8-2
 Geneva ** ————— L, 12-14
 St. Xavier ** ————— W, 18-2
 Case Reserve • ————— W, 9-2
 Case Reserve • ————— W, 6-0
 Case Reserve • ————— W, 7-1
 Case Reserve • ————— W, 14-5
 John Carroll ————— W, 11-4
 Mt. Vernon Nazarene ————— W, 5-3
 Allegheny • ————— L, 2-8
 Allegheny • ————— W, 14-4
 Allegheny • ————— L, 11-16
 Allegheny • ————— W, 6-5
 Malone ————— W, 18-4
 Kenyon • ————— W, 11-3
 Kenyon • ————— W, 2-1
 Kenyon • ————— W, 7-1
 Kenyon • ————— W, 5-2
 Baldwin-Wallace ————— L, 6-12
 Oberlin • ————— W, 5-0
 Oberlin • ————— W, 4-0
 Oberlin • ————— W, 9-6
 Oberlin • ————— W, 7-4
 Tiffin ————— W, 10-0
 Ohio Wesleyan • ————— L, 4-6
 Ohio Wesleyan • ————— L, 7-8
 Denison • ————— W, 16-5
 Denison • ————— W, 14-4
 Denison • ————— W, 13-10
 Denison • ————— W, 3-0
 Marietta + ————— W, 16-10
 Aurora + ————— W, 10-4
 Illinois Wesleyan + ————— W, 12-10
 Marietta + ————— L, 6-9
 Marietta + ————— W, 4-0
 Southern Maine # ————— L, 6-12
 N.C. Wesleyan # ————— L, 2-10

1990 (28-10-1, 17-4 NCAC)

Coach – Tim Pettorini

NCAC Champions

Widener ** ————— T, 7-7
 St. Bonaventure ** ————— L, 1-3
 Philadelphia Textile ** ————— W, 4-3
 Heidelberg ** ————— L, 1-2
 North Dakota State ** ————— W, 11-10
 Wabash ** ————— W, 10-1
 St. Xavier ** ————— L, 2-12
 Aquinas ** ————— W, 15-5
 Marian ** ————— W, 4-3
 Findlay ** ————— W, 3-2
 Grove City ————— W, 11-3
 Wittenberg • ————— L, 2-3
 Wittenberg • ————— L, 0-4
 Wittenberg • ————— W, 12-7
 John Carroll ————— W, 13-2
 Ohio Wesleyan • ————— W, 6-0
 Ohio Wesleyan • ————— L, 4-5
 Ohio Wesleyan • ————— W, 7-6
 Mt. Vernon Nazarene ————— W, 13-12
 Allegheny • ————— L, 5-6
 Kenyon • ————— W, 11-3
 Baldwin-Wallace ————— L, 6-10
 Earlham • ————— W, 10-0

Earlham • ————— W, 12-0
 Earlham • ————— W, 14-3
 Kenyon • ————— W, 8-6
 Kenyon • ————— W, 11-4
 Oberlin • ————— W, 13-5
 Oberlin • ————— W, 15-5
 Oberlin • ————— W, 11-4
 Case Reserve • ————— W, 8-4
 Case Reserve • ————— W, 12-2
 Case Reserve • ————— W, 8-7
 Malone ————— W, 18-8
 Denison • ————— W, 6-4
 Denison • ————— W, 13-9
 Otterbein + ————— W, 8-3
 Aurora + ————— L, 3-4
 North Park + ————— L, 7-11

1991 (29-12, 15-7 NCAC)

Coach – Tim Pettorini

NCAC Champions

Fairmont State ** ————— W, 17-0
 Kenyon ** ————— W, 13-3
 Blackburn ** ————— W, 7-3
 Aquinas ** ————— L, 0-1
 Aquinas ** ————— W, 10-6
 Susquehanna ** ————— W, 4-1
 Skidmore ** ————— W, 6-5
 William Paterson ** ————— W, 6-2
 Case Reserve • ————— W, 10-0
 Case Reserve • ————— W, 12-0
 Ohio Wesleyan • ————— L, 5-10
 Ohio Wesleyan • ————— L, 2-3
 Ohio Wesleyan • ————— L, 1-3
 Ohio Wesleyan • ————— W, 8-6
 Capital ————— L, 2-6
 Denison • ————— W, 5-2
 Denison • ————— W, 8-2
 Denison • ————— W, 5-1
 Denison • ————— W, 11-10
 Walsh ————— W, 4-3
 John Carroll ————— L, 2-4
 Wittenberg • ————— W, 4-1
 Wittenberg • ————— L, 1-2
 Wittenberg • ————— L, 2-5
 Wittenberg • ————— L, 0-3
 Baldwin-Wallace ————— W, 9-8
 Allegheny • ————— W, 7-0
 Allegheny • ————— L, 3-6
 Allegheny • ————— W, 2-1
 Allegheny • ————— W, 5-3
 Malone ————— W, 7-1
 Oberlin • ————— W, 8-1
 Oberlin • ————— W, 12-2
 Oberlin • ————— W, 13-5
 Oberlin • ————— W, 6-1
 Ohio Wesleyan ^ ————— W, 11-4
 Allegheny ^ ————— W, 11-5
 Ohio Wesleyan ^ ————— W, 6-3
 Baldwin-Wallace + ————— W, 14-13
 Marietta + ————— L, 3-11
 Ferrum + ————— L, 4-6

1992 (24-17-1, 12-7-1 NCAC)

Coach – Tim Pettorini

Pittsburgh ** ————— W, 14-1
 Shenandoah ** ————— L, 1-6
 Fairmont State ** ————— W, 4-3
 Fairmont State ** ————— L, 1-4
 Aquinas ** ————— L, 1-4
 Kean ** ————— L, 3-5
 Geneva ** ————— W, 7-5
 St. Xavier ** ————— L, 0-8
 William Paterson ** ————— W, 4-3
 Skidmore ** ————— L, 5-10
 Skidmore ** ————— W, 15-2
 Wisconsin/River Falls ** ————— L, 1-2
 Case Reserve • ————— W, 6-5
 Case Reserve • ————— T, 4-4
 Ohio Wesleyan • ————— W, 14-7
 Ohio Wesleyan • ————— L, 7-9

Ohio Wesleyan • ————— L, 5-6
 Ohio Wesleyan • ————— L, 3-11
 Capital ————— L, 3-6
 Denison • ————— W, 5-1
 Denison • ————— L, 0-4
 Walsh ————— W, 9-4
 Malone ————— W, 15-9
 John Carroll ————— W, 11-0
 Wittenberg • ————— L, 2-4
 Wittenberg • ————— L, 3-5
 Wittenberg • ————— W, 10-9
 Wittenberg • ————— W, 8-2
 Kenyon • ————— W, 8-2
 Capital ————— W, 8-3
 Capital ————— W, 8-0
 Allegheny • ————— W, 8-7
 Allegheny • ————— W, 10-0
 Allegheny • ————— L, 4-7
 Allegheny • ————— W, 9-3
 Kenyon • ————— W, 6-4
 Oberlin • ————— W, 12-0
 Oberlin • ————— W, 12-1
 Oberlin • ————— W, 8-3
 Oberlin • ————— W, 5-1
 Ohio Wesleyan ^ ————— L, 4-17
 Allegheny ^ ————— L, 2-5

1993 (21-16-1, 8-10 NCAC)

Coach – Tim Pettorini

Chicago State ** ————— W, 10-2
 Fairmont State ** ————— W, 21-0
 John Carroll ** ————— W, 10-3
 Aquinas ** ————— L, 13-19
 Aquinas ** ————— W, 10-1
 Washington ** ————— W, 11-0
 William Paterson ** ————— L, 5-8
 Kean ** ————— W, 17-1
 St. Xavier ** ————— W, 7-2
 Kean ** ————— L, 2-4
 Denison • ————— W, 4-2
 Denison • ————— L, 1-3
 Denison • ————— L, 2-6
 Case Reserve • ————— W, 4-0
 Case Reserve • ————— W, 16-3
 Case Reserve • ————— W, 6-5
 Walsh ————— W, 19-6
 Malone ————— T, 5-5
 Oberlin • ————— W, 15-0
 Kenyon • ————— W, 19-0
 Kenyon • ————— W, 17-1
 Kenyon • ————— W, 14-9
 Capital ————— W, 10-0
 Ohio Wesleyan • ————— W, 12-9
 Ohio Wesleyan • ————— L, 1-5
 Ohio Wesleyan • ————— L, 2-7
 John Carroll ————— W, 12-8
 Allegheny • ————— L, 3-9
 Allegheny • ————— L, 3-4
 Allegheny • ————— L, 1-9
 Capital ————— L, 5-6
 Wittenberg • ————— L, 1-4
 Wittenberg • ————— L, 1-4
 Wittenberg • ————— L, 6-7
 Baldwin-Wallace ————— W, 3-1
 Allegheny ^ ————— L, 8-13
 Denison ^ ————— W, 7-4
 Ohio Wesleyan ^ ————— L, 4-15

1994 (35-13, 12-4 NCAC)

Coach – Tim Pettorini

Fairmont State ** ————— W, 17-0
 Eastern Mennonite ** ————— W, 7-5
 St. Bonaventure ** ————— L, 6-11
 Rochester ** ————— W, 4-3
 Wabash ** ————— W, 4-3
 Ithaca ** ————— W, 11-1
 Aquinas ** ————— L, 7-16
 Aquinas ** ————— L, 0-4
 Cortland State ** ————— W, 15-10
 Washington (Md.) ** ————— W, 11-3

Washington (Md.) ** ————— W, 12-11
 Bluefield State ** ————— W, 23-3
 Kenyon • ** ————— W, 3-0
 Kenyon • ** ————— W, 16-1
 Mount Union ————— W, 13-4
 John Carroll ————— W, 8-7
 Earlham • ————— W, 10-1
 Earlham • ————— W, 9-1
 Case Reserve • ————— W, 9-0
 Case Reserve • ————— L, 2-3
 Malone ————— W, 8-3
 Denison • ————— W, 6-5
 Denison • ————— W, 10-3
 Wittenberg • ————— W, 5-4
 Wittenberg • ————— W, 13-6
 Capital ————— W, 8-4
 Allegheny • ————— W, 8-7
 Allegheny • ————— L, 9-12
 Oberlin • ————— W, 12-0
 Oberlin • ————— W, 22-0
 Capital ————— L, 9-10
 Hiram ————— W, 14-2
 Ohio Wesleyan • ————— L, 4-6
 Ohio Wesleyan • ————— L, 6-10
 Baldwin-Wallace ————— W, 11-1
 Earlham ^ ————— W, 10-9
 Earlham ^ ————— W, 10-1
 Wittenberg ^ ————— W, 5-3
 Ohio Wesleyan ^ ————— L, 0-3
 Allegheny ^ ————— W, 9-4
 Ohio Wesleyan ^ ————— L, 0-9
 Ohio Wesleyan + ————— W, 10-3
 Wittenberg + ————— L, 2-4
 Ohio Wesleyan + ————— W, 6-5
 Wittenberg + ————— W, 9-7
 Wittenberg + ————— W, 7-5
 Wesleyan # ————— L, 1-3
 UC-San Diego # ————— L, 2-3

1995 (32-9, 13-3 NCAC)

Coach – Tim Pettorini

NCAC Champions

Culver-Stockton ** ————— W, 9-1
 Knox ** ————— W, 10-0
 West Virginia Wesleyan ** ————— W, 6-3
 Northern Kentucky ** ————— W, 8-1
 Kenyon • ** ————— W, 15-0
 Kenyon • ** ————— W, 8-2
 Otterbein ** ————— W, 9-5
 West Virginia Tech ** ————— W, 10-6
 Muskingum ** ————— W, 10-0
 Hope ** ————— W, 7-6
 West Virginia Tech ** ————— W, 10-1
 Carthage ** ————— L, 2-5
 Carthage ** ————— L, 8-11
 Walsh ————— L, 4-6
 Earlham • ————— W, 18-4
 Earlham • ————— W, 7-6
 Case Reserve • ————— W, 15-0
 Case Reserve • ————— W, 13-4
 Denison • ————— W, 9-1
 Denison • ————— W, 16-5
 Wittenberg • ————— W, 2-1
 Wittenberg • ————— L, 5-6
 Allegheny • ————— L, 0-6
 Allegheny • ————— W, 7-3
 Baldwin-Wallace ————— W, 11-6
 Oberlin • ————— W, 4-3
 Oberlin • ————— W, 6-2
 Mount Union ————— W, 10-1
 Hiram ————— W, 11-0

** Spring Trip
 ^ Wooster Tournament
 • Conference Contest
 ^ Conference Tournament
 + NCAA Regionals
 # NCAA Div. III World Series

GAME-BY-GAME RESULTS

Ohio Wesleyan • —————W, 5-0
 Ohio Wesleyan • —————L, 4-8
 John Carroll —————L, 6-8
 Capital —————W, 11-10
 Denison^ —————W, 5-0
 Denison^ —————W, 6-5
 Allegheny^ —————W, 8-4
 Wittenberg^ —————W, 2-1
 Wittenberg^ —————W, 12-4
 Anderson+ —————W, 11-10
 Marietta+ —————L, 7-10
 Anderson+ —————L, 4-6

1996 (33-15, 11-9 NCAC)

Coach - Tim Pettorini

Aquinas ** —————L, 1-4
 William Jewell ** —————W, 12-2
 Northern Kentucky ** —————L, 3-4
 Kenyon •** —————W, 3-0
 Kenyon •** —————W, 5-4
 Otterbein ** —————W, 3-1
 Otterbein ** —————W, 8-0
 Lawrence ** —————W, 5-4
 Carthage ** —————W, 3-1
 Carthage ** —————L, 0-7
 Hope ** —————W, 10-5
 Hope ** —————W, 3-1
 Rio Grande ** —————L, 14-17
 Rio Grande ** —————W, 12-2
 Aurora ** —————L, 5-9
 Aurora ** —————W, 6-5
 Muskingum ** —————W, 7-2
 Muskingum ** —————W, 6-5
 Baldwin-Wallace —————W, 7-1
 Case Reserve • —————W, 7-3
 Case Reserve • —————W, 4-2
 John Carroll —————W, 15-10
 Earlham • —————L, 4-7
 Earlham • —————W, 17-4
 Denison • —————W, 11-4
 Denison • —————W, 12-0
 Allegheny • —————L, 4-6
 Allegheny • —————L, 6-19
 Oberlin • —————W, 13-2
 Oberlin • —————W, 5-0
 Emory v —————W, 4-2
 Wilmington v —————W, 14-4
 Wilmington v —————W, 11-0
 Emory v —————W, 15-7
 Emory v —————L, 2-4
 Wilmington v —————W, 8-1
 Ohio Dominican —————W, 17-15
 Ohio Wesleyan • —————L, 0-2
 Ohio Wesleyan • —————L, 1-2
 Capital —————W, 5-2
 Malone —————W, 19-1
 Walsh —————W, 9-4
 Wittenberg • —————L, 2-22
 Wittenberg • —————L, 1-3
 Ohio Wesleyan ^ —————L, 2-3
 Wittenberg ^ —————W, 4-2
 Case Reserve ^ —————W, 25-8
 Ohio Wesleyan ^ —————W, 14-18

1997 (46-8-1, 16-3 NCAC)

Coach - Tim Pettorini

Simpson ** —————W, 6-3
 Simpson ** —————W, 11-1
 Missouri-Rolla ** —————T, 6-6
 Charleston ** —————W, 7-2
 Beloit ** —————W, 7-4
 Emory ** —————W, 7-4
 Emory ** —————W, 7-3
 Kenyon •** —————W, 8-0
 Kenyon •** —————W, 4-1
 Ripon ** —————L, 5-8
 Ripon ** —————W, 6-1
 Hope ** —————W, 2-0
 Grand View ** —————W, 6-5
 Oberlin ** —————W, 10-0

Hope ** —————W, 10-7
 Aurora ** —————W, 10-7
 Malone —————W, 23-12
 Case Reserve • —————W, 23-12
 Case Reserve • —————W, 8-5
 John Carroll —————L, 3-4
 Earlham • —————W, 17-1
 Earlham • —————W, 19-3
 Wilmington —————W, 27-6
 Denison • —————W, 6-5
 Denison • —————W, 3-1
 Allegheny • —————L, 2-6
 Allegheny • —————W, 9-3
 Baldwin-Wallace —————W, 10-9
 Oberlin • —————W, 11-2
 Oberlin • —————W, 13-2
 Defiance v —————W, 8-0
 Defiance v —————W, 6-2
 Defiance v —————W, 11-1
 Defiance v —————W, 14-4
 Ohio Dominican —————W, 14-12
 Ohio Wesleyan • —————W, 9-5
 Ohio Wesleyan • —————W, 5-2
 Capital —————W, 19-11
 Malone —————W, 7-0
 Wittenberg • —————W, 7-5
 Wittenberg • —————W, 15-5
 Wittenberg ^ —————L, 15-25
 Ohio Wesleyan ^ —————W, 14-13
 Wittenberg ^ —————L, 14-19
 Allegheny + —————L, 11-13
 Marietta + —————W, 5-3
 Ohio Wesleyan + —————W, 12-6
 Allegheny + —————W, 7-3
 Allegheny + —————W, 7-4
 Southern Maine # —————L, 1-7
 Chapman # —————W, 19-6
 Wis.-Stevens Point # —————W, 11-7
 Carthage # —————W, 2-1
 Cortland State # —————W, 8-1
 Southern Maine # —————L, 1-15

1998 (40-6, 17-1 NCAC)

Coach - Tim Pettorini

NCAC Champions

William Paterson ** —————L, 2-8
 Rochester ** —————W, 14-5
 Wisconsin-Stout ** —————W, 15-3
 Wisconsin-Stout ** —————W, 9-2
 Hiram ** —————W, 11-6
 Emory & Henry ** —————W, 13-5
 Emory & Henry ** —————W, 10-9
 Kenyon •** —————W, 8-0
 Kenyon •** —————W, 6-3
 Westfield State ** —————W, 17-0
 Ripon ** —————W, 18-5
 Aurora ** —————W, 17-10
 Rutgers-Camden ** —————W, 14-8
 Rockhurst ** —————L, 7-13
 Illinois Benedictine ** —————L, 3-9
 Central (Iowa) ** —————W, 11-10
 John Carroll —————W, 12-3
 Tiffin —————W, 21-10
 Earlham • —————W, 14-2
 Earlham • —————W, 17-2
 Capital —————W, 15-4
 Malone —————W, 12-0
 Malone —————W, 8-4
 Transylvania —————W, 10-3
 Transylvania —————W, 5-3
 Denison • —————W, 7-1
 Denison • —————W, 14-3
 Allegheny • —————W, 9-7
 Allegheny • —————W, 9-1
 Oberlin • —————W, 20-1
 Oberlin • —————W, 14-2
 Case Reserve • —————W, 20-2
 Case Reserve • —————W, 8-2
 Baldwin-Wallace —————W, 4-3
 Walsh —————W, 16-6

Wittenberg • —————W, 6-5
 Wittenberg • —————W, 7-0
 Ohio Dominican —————W, 10-5
 Ohio Wesleyan • —————L, 2-6
 Ohio Wesleyan • —————W, 3-2
 Wittenberg ^ —————W, 13-5
 Ohio Wesleyan ^ —————W, 6-4
 Mary Washington + —————W, 8-2
 Anderson + —————L, 7-10
 Marietta + —————W, 12-2
 Ohio Wesleyan + —————L, 5-7

1999 (35-14, 14-4 NCAC)

Coach - Tim Pettorini

Suffolk —————L, 2-3
 Maryville —————W, 22-6
 Maryville —————W, 4-3
 Emory & Henry —————W, 11-3
 Albion —————W, 8-5
 Mt. Union —————W, 17-5
 Mt. Union —————W, 25-6
 Illinois College —————W, 8-0
 Illinois College —————W, 17-1
 Wis. Stevens Point —————W, 7-1
 Wis. Stevens Point —————W, 7-3
 Rockford —————W, 10-0
 Wis. Stevens Point —————L, 2-10
 Winona State —————W, 6-0
 Rowan —————L, 3-6
 Illinois Benedictine —————L, 8-12
 Illinois Benedictine —————W, 10-9
 Wisconsin-Stout —————W, 6-4
 Wisconsin-Stout —————W, 7-4
 Hiram —————L, 10-15
 Kenyon • —————W, 6-3
 Kenyon • —————W, 6-1
 John Carroll —————W, 19-2
 Tiffin —————W, 19-6
 Thomas More —————L, 3-4
 Thomas More —————L, 7-14
 Denison • —————W, 14-5
 Denison • —————W, 10-2
 Allegheny • —————L, 0-2
 Allegheny • —————W, 9-3
 Oberlin • —————W, 8-0
 Oberlin • —————W, 21-4
 Case Reserve • —————L, 5-6
 Case Reserve • —————W, 8-4
 Baldwin-Wallace —————W, 19-8
 Wittenberg • —————W, 5-2
 Wittenberg • —————L, 1-6
 Malone —————W, 10-0
 Malone —————W, 4-1
 Mt. Vernon Nazarene —————L, 5-7
 Ohio Wesleyan • —————W, 12-2
 Ohio Wesleyan • —————W, 10-5
 Earlham • —————W, 16-1
 Earlham • —————W, 9-1
 Ohio Wesleyan • —————W, 6-5
 Allegheny • —————L, 3-4
 Anderson —————W, 9-3
 Ohio Wesleyan —————L, 2-7
 Marietta —————L, 6-10

2000 (35-12, 10-5 NCAC)

Coach - Tim Pettorini

M13 Aurora —————L, 2-3
 M13 Aurora —————W, 11-1
 M14 Ripon —————W, 9-3
 M15 Rhode Island College —————W, 10-6
 M15 Rhode Island College —————W, 16-2
 M15 Westfield —————W, 13-10
 M16 Rowan —————W, 6-2
 M16 Rowan —————L, 3-16
 M17 Suffolk —————L, 0-4
 M17 Suffolk —————W, 1-0
 M19 Fredonia State —————W, 7-0
 M19 Fredonia State —————W, 11-3
 M20 Rockford —————W, 14-2
 M20 Rockford —————W, 4-2

M21 Macalaster —————W, 14-10
 M23 Upper Iowa —————W, 10-4
 M23 Upper Iowa —————W, 9-8
 M24 St. John's (Minn.) —————W, 7-0
 M24 St. John's (Minn.) —————W, 11-1
 M30 John Carroll —————W, 11-0
 A1 Kenyon • —————W, 12-0
 A1 Kenyon • —————W, 13-0
 A6 Denison —————W, 16-7
 A9 Oberlin • —————W, 15-0
 A9 Oberlin • —————W, 13-1
 A11 Baldwin-Wallace —————W, 11-1
 A12 Oberlin • —————W, 3-1
 A15 Hiram • —————W, 5-3
 A15 Hiram • —————L, 6-9
 A16 Hiram • —————W, 11-6
 A20 Malone —————W, 10-9
 A22 Ohio Wesleyan —————L, 3-6
 A22 Ohio Wesleyan —————L, 2-6
 A26 Denison —————W, 7-2
 A27 Mt. Vernon Nazarene —————L, 1-5
 A29 Wittenberg —————W, 8-7
 A29 Wittenberg —————L, 3-4
 A30 Otterbein —————W, 5-4
 A30 Otterbein —————W, 8-5
 M2 Walsh —————W, 6-3
 M3 Kenyon • —————W, 6-3
 M6 Allegheny • —————L, 1-5
 M6 Allegheny • —————L, 2-5
 M7 Allegheny • —————W, 5-2
 M11 Ohio Wesleyan • —————L, 2-7
 M11 Wittenberg • —————W, 17-4
 M12 Allegheny • —————L, 9-11

2001 (34-10, 10-2 NCAC)

Coach - Tim Pettorini

M11 vs. Mt. Union —————W, 5-2
 M11 vs. Lakeland —————W, 7-2
 M12 vs. Wis.-Stout —————L, 1-11
 M13 vs. Ripon —————L, 5-6
 M14 vs. Monmouth —————W, 16-1
 M14 vs. Suffolk —————W, 12-5
 M15 vs. Marian (Wis.) —————W, 9-3
 M15 vs. Marian (Wis.) —————W, 14-3
 M16 vs. Brockport State —————L, 2-3
 M16 vs. Westfield State —————W, 12-3
 M18 vs. Rowan —————W, 15-7
 M20 vs. Manchester —————W, 14-4
 M20 vs. Manchester —————W, 3-0
 M21 vs. Rowan —————L, 7-9
 M22 vs. St. Thomas —————L, 10-12
 M23 vs. St. John's (Minn.) —————W, 10-4
 M23 vs. St. John's (Minn.) —————W, 7-1
 M28 JOHN CARROLL —————W, 5-0
 M29 OTTERBEIN —————W, 11-3
 M31 at Hiram* —————W, 13-4
 M31 at Hiram* —————L, 3-7
 A5 vs. Malone —————W, 13-0
 A7 WITTENBERG —————W, 4-2
 A7 WITTENBERG —————W, 13-10
 A8 TIFFIN —————W, 7-3
 A8 TIFFIN —————W, 14-3
 A10 BALDWIN-WALLACE —————W, 7-2
 A13 at Kenyon* —————W, 21-10
 A14 at Kenyon* —————W, 10-5
 A14 at Kenyon* —————W, 13-4
 A18 at Akron —————W, 8-4
 A19 at Mt. Vernon Nazarene —————W, 13-2
 A21 OBERLIN* —————W, 13-0
 A21 OBERLIN* —————W, 10-2

** Spring Trip
 v Wooster Tournament
 • Conference Contest
 ^ Conference Tournament
 + NCAA Regionals
 # NCAA Div. III World Series

GAME-BY-GAME RESULTS

A22 OBERLIN*	W, 15-5
A25 vs. Denison	W, 7-2
A25 vs. Denison	W, 8-3
A26 at Ohio Dominican	L, 4-5
A28 ALLEGHENY*	L, 3-7
A28 ALLEGHENY*	W, 3-0
A29 ALLEGHENY*	W, 18-6
M1 at Hiram*	W, 22-2
M5 ALLEGHENY	L, 4-7
M5 ALLEGHENY	L, 6-7

2002 (38-6, 11-1 NCAC)

Coach - Tim Pettorini
NCAC Champions

M9 vs. Saint Joseph's (Maine)^	W, 18-5
M9 vs. Saint Joseph's (Maine)^	W, 11-7
M10 vs. Illinois College^	W, 14-3
M11 vs. North Carolina Wesleyan^	W, 7-2
M13 vs. Fisher^	W, 20-0
M14 vs. Lakeland^	W, 23-3
M15 vs. Marian (Wis.)^	W, 17-1
M16 vs. Rockford^	W, 13-3
M18 vs. Rowan^	W, 11-4
M19 vs. Johns Hopkins^	W, 8-3
M21 vs. Rowan^	L, 0-6
M22 vs. Clarkson (N.Y.)^	W, 7-2
M23 vs. Mass.-Boston^	W, 17-4
M30 HIRAM*	W, 19-3
M30 HIRAM*	W, 11-8

A1 vs. Hiram	W, 3-1
A2 at Muskingum	W, 11-4
A6 at Wittenberg	W, 2-0
A6 at Wittenberg	W, 12-5
A7 at Otterbein	W, 5-0
A7 at Otterbein	W, 9-4
A11 OHIO DOMINICAN	W, 5-4
A16 at Oberlin*	W, 8-1
A16 at Oberlin*	W, 5-0
A17 MUSKINGUM	W, 12-5
A18 vs. Walsh	L, 3-13
A20 KENYON*	W, 5-1
A20 KENYON*	W, 7-0
A23 KENYON*	W, 23-4
A24 at Ohio State	W, 9-7
A25 at Denison	W, 20-2
A25 at Denison	W, 9-7
A27 at Allegheny*	W, 4-3
A27 at Allegheny*	L, 5-6
A28 at Allegheny*	W, 8-1
M1 at Oberlin*	W, 10-3
M2 vs. Malone	W, 12-0
M4 WITTENBERG@	W, 9-2
M4 WITTENBERG@	W, 13-7
M9 vs. Ohio Wesleyan@	W, 6-5
M10 vs. Ohio Wesleyan@	L, 4-5
M10 vs. Ohio Wesleyan@	W, 8-6
M16 vs. Manchester!	L, 4-9 (10)
M18 vs. Ohio Wesleyan!	L, 1-6

2003 (30-13, 15-1 NCAC)

Coach - Tim Pettorini

M8 vs. Wabash^	W, 6-1
M9 vs. Minn.-Morris^	W, 3-0
M10 vs. Lakeland^	W, 16-6
M11 vs. Denison^	L, 3-7
M12 vs. Albion^	W, 7-1
M13 vs. Johns Hopkins^	L, 12-15
M14 vs. Baldwin-Wallace^	L, 3-4
M15 vs. Rowan^	L, 3-10
M17 vs. Roger Williams^	W, 19-18
M18 vs. Edgewood^	W, 16-6
M20 vs. Worcester State^	L, 4-8
M21 vs. Rowan^	L, 6-9 (10)
M26 JOHN CARROLL	L, 8-10
M30 at Hiram*	W, 10-4
M30 at Hiram*	W, 11-3
A3 MT. VERNON NAZARENE	W, 23-10
A5 WITTENBERG	W, 13-7
A5 WITTENBERG	W, 11-4

A6 KENT STATE	W, 5-4
A9 at Muskingum	L, 6-7
A10 at Baldwin-Wallace	W, 7-0
A12 OBERLIN*	W, 10-0
A12 OBERLIN*	W, 14-3
A13 OBERLIN*	W, 13-2
A13 OBERLIN*	W, 13-8
A16 at Ohio State	L, 0-14
A17 at Ohio Dominican	L, 1-19
A18 at Kenyon*	W, 9-3
A18 at Kenyon*	W, 8-3
A19 at Kenyon*	W, 6-2
A19 at Kenyon*	L, 8-14
A23 at Hiram*	W, 13-1
A24 at Hiram*	W, 21-10
A24 OTTERBEIN	W, 13-9
A26 ALLEGHENY*	W, 5-4
A26 ALLEGHENY*	W, 7-5
A27 ALLEGHENY*	W, 11-5
A27 ALLEGHENY*	W, 15-6
A30 HEIDELBERG	W, 23-13
M1 vs. Walsh	W, 10-8
M3 DENISON@	L, 6-8
M3 DENISON@	W, 10-0
M4 DENISON@	L, 8-16

2004 (37-10, 13-3 NCAC)

Coach - Tim Pettorini
NCAC Champions

M7 vs. Concordia (Ill.)^	W, 11-7
M7 vs. Baldwin-Wallace^	L, 11-17
M9 vs. Carroll (Wis.)^	W, 8-1
M9 vs. Carroll (Wis.)^	W, 9-2
M10 vs. Minn.-Morris^	W, 15-1
M13 vs. Rowan^	L, 3-8
M14 vs. Mass.-Boston^	W, 13-1
M15 vs. Dickinson^	W, 11-3
M17 vs. Clarkson (N.Y.)^	W, 13-4
M18 vs. Brockport State^	W, 7-6
M19 vs. Denison^	W, 11-0
M20 vs. Worcester State^	W, 13-3
M27 HIRAM*	W, 5-1
M27 HIRAM*	L, 0-6
M28 HIRAM*	W, 13-5
M28 HIRAM*	W, 9-2
A3 at Wittenberg	W, 9-7 (11)
A3 at Wittenberg	L, 1-4
A4 at Anderson	W, 13-5
A7 at Otterbein	L, 10-11
A8 MUSKINGUM	W, 6-5
A10 at Oberlin*	W, 13-0
A10 at Oberlin*	W, 12-2
A11 at Oberlin*	W, 10-1
A11 at Oberlin*	W, 6-0
A14 OHIO DOMINICAN	W, 13-12
A15 BALDWIN-WALLACE	W, 8-1
A17 KENYON*	W, 18-4
A17 KENYON*	W, 11-5
A18 KENYON*	W, 11-2
A18 KENYON*	W, 10-6
A21 at Heidelberg	W, 10-3
A22 at Kent State	L, 0-12
A24 at Allegheny*	L, 4-6
A24 at Allegheny*	L, 3-6
A26 at Allegheny*	W, 9-3
A26 at Allegheny*	W, 7-0
A28 vs. Walsh	W, 10-3
A28 vs. John Carroll	W, 7-3
M1 OHIO WESLEYAN@	W, 4-3
M1 OHIO WESLEYAN@	W, 7-5
M6 vs. Denison@	W, 13-8
M7 vs. Denison@	W, 9-8
M20 ALBION!	W, 4-3
M21 MANCHESTER!	L, 2-5
M22 HEIDELBERG!	W, 10-7
M23 MANCHESTER!	L, 6-7

2005 (39-9, 15-1 NCAC)

Coach - Tim Pettorini
NCAC Champions

M13 vs. Minn.-Morris^	W, 15-2
M13 vs. Minn.-Morris^	W, 12-1
M14 vs. Worcester State^	W, 24-7
M14 vs. Clarkson (N.Y.)^	W, 12-8
M16 vs. Transylvania^	W, 29-8
M18 vs. Rowan^	L, 9-10
M19 vs. Rowan^	L, 0-1
M19 vs. Rowan^	L, 1-5
M21 vs. Bethel (Minn.)^	W, 11-7
M21 vs. Bethel (Minn.)^	W, 5-1
M22 vs. Washington & Jefferson^	W, 12-1
M23 vs. St. Thomas (Minn.)^	W, 15-4
M25 vs. Oberlin^	W, 11-6
M25 vs. Oberlin^	W, 11-2
M26 vs. Oberlin^	W, 8-2
M26 vs. Oberlin^	W, 9-1
M31 at Baldwin-Wallace	W, 6-4
A3 at Ohio Dominican	W, 8-4
A3 at Ohio Dominican	L, 10-11
A9 at Kenyon*	W, 6-0
A9 at Kenyon*	W, 16-4
A10 at Kenyon*	L, 2-3
A10 at Kenyon*	W, 12-5
A12 MUSKINGUM	L, 3-5
A14 at Muskingum	W, 7-5
A16 ALLEGHENY*	W, 7-6 (8)
A16 ALLEGHENY*	W, 8-6
A17 ALLEGHENY*	W, 16-6
A17 ALLEGHENY*	W, 9-2
A19 at Marietta	W, 16-8
A26 vs. Hiram*	W, 8-0
A26 vs. Hiram*	W, 9-0
A28 at Hiram*	W, 11-0
A28 at Hiram*	W, 5-0
A30 WITTENBERG@	W, 4-0
A30 WITTENBERG@	W, 15-8
M3 at Mt. Vernon Nazarene	W, 15-4
M6 vs. Denison@	W, 6-5
M7 vs. Denison@	L, 4-7
M7 vs. Denison@	W, 11-9
M19 vs. Adrian!	W, 12-1
M20 vs. Webster!	W, 7-5
M21 vs. Otterbein!	W, 6-5
M22 vs. Otterbein!	W, 5-4
M27 vs. SUNY Cortland\$	W, 7-6
M28 vs. Rowan\$	W, 8-2
M29 vs. Wis.-Whitewater\$	L, 7-10
M30 vs. SUNY Cortland\$	L, 1-4

2006 (38-9, 15-1 NCAC)

Coach - Tim Pettorini
NCAC Champions

M12 vs. Albion^	W, 6-0
M12 vs. Albion^	W, 16-1
M13 vs. Carroll (Wis.)^	W, 7-1
M13 vs. Carroll (Wis.)^	W, 10-6
M15 vs. Rowan^	L, 15-18
M16 vs. Benedictine^	W, 18-5
M17 vs. Wilmington^	W, 12-7
M17 vs. Bethel (Minn.)^	W, 26-0
M18 vs. Rowan^	W, 8-7
M20 vs. St. Thomas (Minn.)^	L, 2-7
M20 vs. St. Thomas (Minn.)^	W, 4-2
M21 vs. Univ. of the South^	L, 5-10
M22 vs. New England College^	W, 15-1
M24 vs. Oberlin^	W, 6-0
M24 vs. Oberlin^	W, 17-6
M25 vs. Oberlin^	W, 6-1
M25 vs. Oberlin^	W, 20-2
M29 BALDWIN-WALLACE	W, 13-3
M30 MUSKINGUM	W, 16-1
A1 at Allegheny*	W, 3-2
A1 at Allegheny*	L, 2-3
A2 at Allegheny*	W, 3-0 (8)
A2 at Allegheny*	W, 3-1
A4 at Otterbein	W, 13-5
A6 JOHN CARROLL	W, 7-4

A8 KENYON*	W, 6-5
A8 KENYON*	W, 9-0
A9 KENYON*	W, 10-4
A9 KENYON*	W, 12-2
A11 OTTERBEIN	W, 13-9
A14 HIRAM*	W, 15-2
A14 HIRAM*	W, 10-2
A15 HIRAM*	W, 12-11
A15 HIRAM*	W, 9-1
A18 DENISON	W, 12-8
A19 HEIDELBERG	W, 12-5
A22 OHIO WESLEYAN	W, 20-4
A23 at Ohio Wesleyan	L, 8-10
A26 at Kent State	L, 1-12
A27 at Muskingum	W, 6-2
A29 WITTENBERG@	L, 7-8
A29 WITTENBERG@	W, 5-0
A30 WITTENBERG@	W, 13-3
M4 vs. Ohio Wesleyan@	W, 11-8
M5 vs. Ohio Wesleyan@	W, 9-8
M17 vs. Manchester!	L, 4-5
M18 vs. Otterbein!	L, 1-4

2007 (42-7, 15-0 NCAC)

Coach - Tim Pettorini

M11 vs. Anderson^	W, 7-5 (9)
M11 vs. Anderson^	W, 9-0
M12 vs. Greenville^	W, 13-5
M12 vs. Greenville^	W, 11-2
M14 vs. Rowan^	W, 7-5
M15 vs. Transylvania^	W, 7-2
M16 vs. Ohio Wesleyan^	W, 10-1
M17 vs. Wis.-Stevens Point^	W, 8-7 (11)
M19 vs. Clarkson (N.Y.)^	W, 8-3
M20 vs. Manchester^	W, 13-2
M21 vs. Messiah^	W, 5-4 (11)
M23 vs. Allegheny^	W, 7-2
M23 vs. Allegheny^	W, 12-4
M24 vs. Allegheny^	W, 9-3
M24 vs. Allegheny^	W, 5-0
M29 at Baldwin-Wallace	W, 18-12
M31 at Kenyon*	W, 12-3
A2 at Kenyon*	W, 12-6
A2 at Kenyon*	W, 17-5
A6 OBERLIN*	W, 7-1
A6 OBERLIN*	W, 7-0
A7 OBERLIN*	W, 12-2
A7 OBERLIN*	W, 4-1
A12 CASE WESTERN RESERVE	W, 17-0
A13 CASE WESTERN RESERVE	W, 9-1
A14 WABASH	W, 8-0
A14 WABASH	W, 6-0
A15 WABASH	L, 2-3
A18 at Kent State	W, 3-2
A19 at Heidelberg	W, 5-2
A21 at Hiram*	W, 14-1
A21 at Hiram*	W, 24-3
A22 at Hiram*	W, 12-1
A22 at Hiram*	W, 19-3
A24 OTTERBEIN	L, 3-5 (12)
A27 at Denison	L, 5-6
A29 MARIETTA	W, 14-0
A29 MARIETTA	W, 7-3
M1 at Ohio Northern	W, 9-2
M2 at John Carroll	W, 7-4
M5 DENISON@	W, 2-1
M5 DENISON@	W, 8-2
M10 vs. Ohio Wesleyan@	W, 13-4
M11 vs. Ohio Wesleyan@	L, 6-10
M11 vs. Ohio Wesleyan@	L, 7-12
M16 vs. Mount St. Joseph!	W, 2-1
M17 vs. Hope!	L, 3-5

** Spring Trip
 ~ Wooster Tournament
 • Conference Contest
 ^ Conference Tournament
 + NCAA Regionals
 # NCAA Div. III World Series

GAME-BY-GAME RESULTS

M18 vs. Otterbein! ————— W, 3-2
 M18 vs. Marietta! ————— L, 3-6

2008 (36-11, 14-2 NCAC)

Coach – Tim Pettorini

M9 vs. Albion^ ————— W, 5-3
 M10 vs. Ohio Wesleyan^ ————— W, 4-2
 M10 vs. Ohio Wesleyan^ ————— L, 2-5
 M11 vs. Spalding^ ————— W, 12-2
 M13 vs. Heidelberg^ ————— W, 5-2
 M14 vs. Anderson^ ————— W, 7-5
 M14 vs. Anderson^ ————— W, 8-5
 M15 vs. Fontbonne^ ————— W, 9-4
 M15 vs. Fontbonne^ ————— W, 17-3
 M16 vs. Stevens Institute^ ————— W, 26-6
 M17 vs. Wis.-Stevens Point^ ————— W, 11-9 (10)
 M17 vs. Wis.-Stevens Point^ ————— W, 8-7
 M18 vs. Washington & Jefferson^ ————— W, 9-4
 M20 vs. Allegheny^* ————— W, 14-4
 M20 vs. Allegheny^* ————— W, 4-1
 M21 vs. Allegheny^* ————— W, 4-0
 M21 vs. Allegheny^* ————— W, 7-6
 M26 at Marietta ————— W, 8-7
 M27 BALDWIN-WALLACE ————— L, 3-7
 M29 KENYON* ————— W, 2-1
 M29 KENYON* ————— W, 2-0
 M30 KENYON* ————— W, 10-5
 M30 KENYON* ————— W, 15-6
 A3 at Otterbein ————— W, 7-6
 A5 at Oberlin* ————— W, 12-3
 A5 at Oberlin* ————— W, 9-2
 A6 at Oberlin* ————— W, 8-1
 A6 at Oberlin* ————— L, 2-4
 A8 at Kent State ————— L, 4-15
 A12 at Denison ————— L, 3-6
 A13 DENISON ————— W, 4-3
 A17 at Muskingum ————— W, 4-2
 A19 HIRAM* ————— W, 16-5
 A19 HIRAM* ————— W, 9-3
 A22 vs. Case Western Reserve ————— W, 6-1
 A23 HEIDELBERG ————— L, 2-9
 A27 HIRAM* ————— W, 12-0
 A27 HIRAM* ————— L, 4-5
 A30 JOHN CARROLL ————— W, 10-7
 M1 OHIO NORTHERN ————— W, 7-4
 M3 OHIO WESLEYAN@ ————— W, 14-7
 M4 OHIO WESLEYAN@ ————— L, 3-6
 M4 OHIO WESLEYAN@ ————— L, 6-14
 M14 vs. Adrian! ————— L, 3-4
 M15 vs. Transylvania! ————— W, 6-3
 M16 at Rose-Hulman! ————— W, 11-8 (13)
 M16 vs. Heidelberg! ————— L, 0-1

2009 (43-11, 13-3 NCAC)

Coach – Tim Pettorini

NCAC Champions

F28 vs. Case Western Reserve ————— L, 0-2
 F28 vs. Case Western Reserve ————— W, 6-2
 M8 vs. Heidelberg^ ————— W, 16-12
 M8 vs. Heidelberg^ ————— L, 4-12
 M9 vs. Wilmington^ ————— W, 10-4
 M10 vs. Ohio Wesleyan^ ————— W, 6-5
 M10 vs. Charleston^ ————— W, 19-5
 M12 vs. Defiance^ ————— W, 8-1
 M13 vs. Benedictine (Ill.)^ ————— W, 5-3
 M14 vs. Benedictine (Ill.)^ ————— W, 5-0
 M15 vs. Lakeland^ ————— W, 7-0
 M16 vs. Carthage^ ————— W, 9-5 (11)
 M17 vs. Minn.-Duluth^ ————— W, 5-3
 M19 vs. Wis.-Whitewater^ ————— L, 5-6
 M20 vs. Allegheny^* ————— W, 13-5
 M20 vs. Allegheny^* ————— W, 8-3
 M21 vs. Allegheny^* ————— W, 8-2
 M21 vs. Allegheny^* ————— W, 5-0
 M28 OBERLIN* ————— W, 9-1
 M28 OBERLIN* ————— W, 12-2
 M29 OBERLIN* ————— W, 16-3
 M29 OBERLIN* ————— W, 12-0
 A1 MARIETTA ————— W, 11-10 (11)
 A2 at Baldwin-Wallace ————— L, 8-17

A4 at Hiram* ————— W, 13-5
 A4 at Hiram* ————— W, 15-5
 A5 at Hiram* ————— W, 10-4
 A5 at Hiram* ————— W, 3-0
 A11 at Kenyon* ————— L, 3-13
 A11 at Kenyon ————— L, 3-4
 A12 at Kenyon* ————— W, 2-0
 A12 at Kenyon* ————— L, 6-9
 A16 vs. Case Western Reserve ————— W, 15-5
 A19 PENN STATE BEHREND ————— W, 11-3
 A19 PENN STATE BEHREND ————— W, 12-8
 A23 at Heidelberg ————— W, 5-4
 A26 MUSKINGUM ————— W, 8-6
 A27 at Mt. Union ————— W, 31-5
 M2 WABASH@ ————— L, 5-6 (10)
 M2 WABASH@ ————— W, 20-1
 M3 WABASH@ ————— W, 6-4
 M8 vs. Kenyon@ ————— W, 7-5
 M9 vs. Kenyon@ ————— W, 10-6
 M14 vs. Concordia! ————— L, 5-1
 M16 vs. Marietta! ————— W, 13-3
 M17 vs. Marietta! ————— L, 2-6
 M17 at Adrian! ————— W, 8-2
 M18 vs. Marietta! ————— W, 4-3
 M22 vs. Carthage! ————— W, 8-1
 M23 vs. Kean! ————— W, 14-1
 M24 vs. St. Thomas! ————— W, 3-0
 M25 vs. Chapman! ————— W, 11-7
 M26 vs. St. Thomas! ————— L, 4-6
 M26 vs. St. Thomas! ————— L, 2-3 (12)

2010 (34-9, 13-3 NCAC)

Coach – Tim Pettorini

NCAC Champions

M7 at LaGrange ————— W, 18-5
 M8 vs. Carthage^ ————— W, 14-10
 M9 vs. Mount St. Joseph^ ————— W, 5-4
 M10 vs. Ohio Wesleyan^ ————— W, 10-5
 M11 vs. Wilmington^ ————— W, 6-2
 M14 vs. Kean^ ————— W, 4-1
 M15 vs. Kean^ ————— L, 15-16
 M16 vs. Becker^ ————— W, 16-5
 M16 vs. Skidmore^ ————— W, 3-1 (13)
 M18 vs. Kenyon^* ————— W, 13-7
 M18 vs. Kenyon^* ————— W, 25-8
 M19 vs. Kenyon^* ————— L, 0-3
 M19 vs. Kenyon^* ————— W, 9-0
 M24 CAPITAL ————— W, 6-1
 M27 at Allegheny* ————— W, 3-1
 M27 at Allegheny* ————— L, 0-2
 A1 BALDWIN-WALLACE ————— W, 16-6
 A2 at Case Western Reserve ————— W, 17-0
 A3 CASE WESTERN RESERVE ————— L, 5-7
 A3 CASE WESTERN RESERVE ————— W, 13-8
 A7 JOHN CARROLL ————— L, 6-7
 A8 at Marietta ————— W, 4-3
 A10 at Allegheny* ————— L, 1-2
 A10 at Allegheny* ————— W, 2-1 (10)
 A11 at Penn State Behrend ————— W, 2-1
 A11 at Penn State Behrend ————— W, 15-8
 A14 HEIDELBERG ————— W, 5-1
 A15 at Muskingum ————— L, 3-5
 A17 at Oberlin* ————— W, 7-0
 A17 at Oberlin* ————— W, 11-0
 A18 at Oberlin* ————— W, 18-4
 A18 at Oberlin* ————— W, 11-4
 A21 vs. Case Western Reserve ————— W, 13-5
 A22 DENISON ————— W, 10-2
 A24 HIRAM* ————— W, 14-0
 A24 HIRAM* ————— W, 15-3
 A25 HIRAM* ————— W, 18-4
 A25 HIRAM* ————— W, 5-1
 A29 vs. Wabash@ ————— W, 11-6
 A30 vs. Denison@ ————— W, 12-2
 M1 vs. Denison@ ————— W, 19-7
 M19 vs. Penn State Behrend! ————— L, 8-10 (10)
 M20 at Marietta! ————— L, 0-6

2011 (22-17, 9-4 NCAC)

Coach – Tim Pettorini

M13 at LaGrange ————— W, 6-4
 M14 vs. Montclair State^ ————— L, 6-11
 M14 vs. Utica^ ————— W, 11-1
 M15 Vs Rhodes^ ————— L, 2-3 (11)
 M16 vs. Rhodes^ ————— W, 5-2 (12)
 M17 vs. Montclair State^ ————— L, 2-3
 M18 vs. Kenyon^* ————— W, 5-2
 M18 vs. Kenyon^* ————— W, 10-6
 M19 vs. Wis.-Oshkosh^ ————— L, 3-5
 M20 vs. Wis.-Oshkosh^ ————— L, 2-7
 M20 vs. Wis.-Oshkosh^ ————— L, 1-2
 M21 vs. Plymouth State^ ————— W, 4-2
 M22 vs. Scranton^ ————— W, 16-8
 M23 vs. Manchester^ ————— W, 19-10
 M24 vs. Wis.-Oshkosh^ ————— L, 1-17
 M26 at Wabash* ————— L, 2-5
 M26 at Wabash* ————— W, 5-1
 M27 at Ohio Wesleyan* ————— L, 0-2 (14)
 M27 at Ohio Wesleyan* ————— W, 5-3
 A3 HIRAM* ————— W, 17-2
 A3 HIRAM* ————— W, 3-2
 A9 OBERLIN* ————— W, 6-3
 A9 OBERLIN* ————— W, 5-1
 A10 at Wittenberg* ————— W, 10-8
 A10 at Wittenberg* ————— L, 8-9
 A13 at Washington & Jefferson ————— W, 6-5
 A15 at Baldwin-Wallace ————— W, 12-3
 A17 CASE WESTERN RESERVE ————— W, 15-14
 A17 CASE WESTERN RESERVE ————— L, 2-14
 A21 MUSKINGUM ————— W, 5-4
 A22 DENISON* ————— L, 3-8
 A28 vs. Wittenberg@ ————— W, 17-13
 A29 vs. Wabash@ ————— L, 2-3
 A29 vs. Ohio Wesleyan@ ————— L, 2-10
 M4 HEIDELBERG ————— L, 11-12 (10)
 M4 HEIDELBERG ————— L, 4-8
 M5 at John Carroll ————— W, 18-8
 M7 OHIO WESLEYAN ————— W, 9-7
 M7 OHIO WESLEYAN ————— L, 5-7

2012 (27-18, 11-5 NCAC)

Coach – Tim Pettorini

NCAC Champions

M11 at LaGrange ————— W, 5-2
 M12 vs. Rowan ————— L, 5-16
 M14 vs. Montclair State^ ————— L, 5-8
 M15 vs. Marietta^ ————— W, 6-0
 M16 vs. Utica^ ————— W, 16-4
 M16 vs. Rhodes^ ————— L, 1-2
 M19 vs. Bethel (Minn.)^ ————— W, 8-3
 M20 vs. Oneonta State^ ————— W, 4-1
 M21 vs. Western Connecticut State^ ————— W, 20-3
 M22 vs. Colby^ ————— W, 14-2
 M23 vs. Plymouth State^ ————— W, 3-2
 M23 vs. Plymouth State^ ————— L, 4-5
 M27 at Muskingum ————— W, 8-7
 M28 BALDWIN-WALLACE ————— L, 12-15
 M31 KENYON* ————— L, 5-8
 M31 KENYON* ————— W, 8-1
 A1 KENYON* ————— L, 1-6
 A1 KENYON* ————— L, 1-6
 A2 vs. LaGrange ————— L, 2-4
 A7 vs. Wabash ————— W, 2-1 (10)
 A7 vs. Case Western Reserve ————— L, 2-3
 A13 CASE WESTERN RESERVE ————— L, 4-8
 A13 CASE WESTERN RESERVE ————— W, 5-4
 A15 at Hiram* ————— W, 7-2
 A15 at Hiram* ————— W, 16-0
 A16 CAPITAL ————— W, 15-6
 A17 at Hiram* ————— W, 4-3
 A17 at Hiram* ————— W, 12-2
 A21 at Oberlin* ————— W, 7-4
 A21 at Oberlin* ————— W, 7-6
 A22 at Oberlin* ————— W, 3-2
 A22 at Oberlin* ————— W, 9-3
 A24 at Heidelberg ————— L, 4-9
 A25 MARIETTA ————— L, 9-15
 A29 ALLEGHENY* ————— W, 2-1

A29 ALLEGHENY* ————— L, 3-4
 M1 ALLEGHENY* ————— L, 1-4
 M1 ALLEGHENY* ————— W, 9-8
 M3 vs. DePauw@ ————— W, 4-1
 M4 vs. Ohio Wesleyan@ ————— W, 6-2
 M5 vs. DePauw@ ————— L, 3-6
 M5 vs. DePauw@ ————— W, 8-6
 M6 at John Carroll ————— W, 8-5
 M16 vs. Adrian! ————— L, 4-8
 M17 vs. Washington & Jefferson! ————— L, 0-8

2013 (33-12, 15-3 NCAC)

Coach – Tim Pettorini

NCAC Champions

M10 vs. Marietta^ ————— L, 10-15
 M11 vs. Mount St. Joseph^ ————— W, 13-8
 M14 vs. Montclair State^ ————— L, 4-10
 M14 vs. Salem State^ ————— W, 8-7
 M15 vs. Denison^ ————— L, 4-5 (10)
 M16 vs. Wheaton (Ill.)^ ————— W, 8-2
 M17 vs. Wheaton (Mass.)^ ————— W, 3-0
 M19 vs. Johns Hopkins^ ————— L, 3-4
 M20 vs. Southern Vermont^ ————— W, 11-0
 M21 vs. Nichols^ ————— W, 7-0
 M22 vs. Wis.-Stout^ ————— W, 9-4
 M23 vs. Johns Hopkins^ ————— L, 2-5
 M29 at Kenyon* ————— W, 11-6
 M29 at Kenyon* ————— W, 11-3
 M30 at Kenyon* ————— L, 1-9
 M30 at Kenyon* ————— W, 5-3
 A4 MUSKINGUM ————— W, 14-1
 A6 WABASH ————— W, 4-0
 A6 WABASH ————— W, 5-2
 A7 at Case Western Reserve ————— W, 9-7
 A7 at Case Western Reserve ————— L, 4-5
 A9 at Baldwin Wallace ————— W, 9-3
 A13 HIRAM* ————— W, 20-1
 A13 HIRAM* ————— W, 12-2
 A14 HIRAM* ————— W, 9-1
 A14 HIRAM* ————— W, 13-2
 A20 OBERLIN* ————— W, 7-0
 A20 OBERLIN* ————— W, 15-5
 A21 OBERLIN* ————— L, 1-3 (14)
 A21 OBERLIN* ————— W, 2-1
 A25 at Marietta ————— L, 5-9
 A27 at Allegheny* ————— W, 2-1
 A27 at Allegheny* ————— L, 5-6 (10)
 A28 at Allegheny* ————— W, 13-4
 A30 JOHN CARROLL ————— W, 10-1
 M1 HEIDELBERG ————— W, 4-3 (10)
 M4 OHIO WESLEYAN* ————— W, 11-3
 M4 OHIO WESLEYAN* ————— W, 15-5
 M5 OHIO WESLEYAN* ————— W, 12-6
 M9 vs. Oberlin@ ————— W, 11-3
 M9 vs. Allegheny@ ————— W, 10-2
 M10 vs. Allegheny@ ————— W, 18-6
 M15 vs. Thomas More! ————— L, 4-20
 M16 vs. Penn State Behrend! ————— W, 3-2
 M17 vs. Washington & Jefferson! ————— L, 7-8 (13)

ALL-TIME LETTERWINNERS

A

John Adie — 1946, 47
 Evan Agona — 2001, 02, 03, 04
 Justin Alaburda — 2001, 02, 03, 04
 Donald Allman — 1974
 James Amendola — 2001, 02, 03, 04
 Ed Amos — 1950
 Derek Anderson — 1998
 Jeff Andrews — 1979, 80
 Carl Angell — 1965
 George Appel — 1981
 Gregory Arney — 1980
 Adam Artman — 2004
 Bruce Ashburn — 1979
 William Ashworth — 1958, 59, 60, 61
 Robert August — 1941, 42, 43
 Day Ayer — 2003

B

Bob Baab — 1951
 John Baetz — 1968, 69, 70
 John Bailey — 1967
 Donald Baltz — 1954, 55, 56, 57
 Wilbur Banks — 1935, 36, 37
 Jeffery Banyay — 1987
 George Bare — 1966, 67
 Matt Barnes — 2007, 08, 09, 10, 11
 Greg Barney — 1980, 81, 83
 Mike Barone — 2004, 05, 06
 Gary Barrette — 1960, 61, 62, 63
 Rudy A. Barta, Jr. — 1952, 53, 54, 55
 Jim Bartlett — 1995, 96, 97, 98
 Tim Basilone — 1978, 79, 80, 81
 Paul Baumert — 2001
 Bill Baxter — 1931, 32
 Chase Beach — 2007
 James Bean — 1941, 42
 Robert Bean — 1934
 Stu Beath — 2007, 08, 09, 10
 Paul Becka — 1968, 69, 70, 71
 Mike Becker — 2003
 Donald Beckett — 1974, 75, 76
 Brett Beech — 1991, 92, 93, 94
 Walt Beery — 1933 (mgr.)
 Chris Bell — 1988, 89, 90, 91
 Bruce Benedict — 1983, 84, 85, 86
 Herbert Benson — 1948, 49, 50
 Michael Berg — 1982, 83, 84
 James Berry — 1946
 Drew Binkowski — 1997, 98
 Seth Birch — 2003
 Gary Bishop — 1964
 Stanton Bishop — 1959
 Douglas Bixler — 1980, 81
 Brent Bizyak — 1986, 87, 88, 89
 Alex Boardman — 1996
 Thomas Boardman — 1967, 68, 69, 70
 Ron Bobel — 1958, 59, 60
 Brandon Boesiger — 2004, 05, 06, 07
 John Bohannon — 1974, 75
 Bob Bole — 1931, 32
 James Boren — 1935
 Ed Borowy — 1945, 46, 47, 48
 Charles Bostelman — 1995, 96
 Patrick Bowns — 1976
 Wilbur Bowman — 1954
 Derek Boyd — 1991, 92, 93, 94
 Patrick Boyle — 2013

William Brakeley — 1987
 David Branfield — 1975, 76
 Roscoe Breneman — 1931, 32
 David Brenner — 1996, 97
 Jim Breslin — 1982, 83
 Mark Bricker — 1988, 89, 90, 91
 Chad Brintnall — 1993, 94, 95, 96
 Jim Brown — 1988
 Kenneth Brown — 1938
 Kenneth Brown — 1981, 82, 84
 Dan Buchanan — 1940, 41, 42
 Mark Bullock — 1973, 74, 75
 Donald Bunting — 1933, 34
 Matt Burdette — 1989, 90, 91, 92
 Mark Burge — 1992, 93
 Myndret Busack — 1946, 47, 48, 49
 Bobbie Bush — 1953, 54, 55, 56
 Brock Busson — 2005, 06
 Nick Butterini — 2010
 Ben Byo — 1998, 99, 00, 01

C

Jim Campbell — 1992, 93
 Tom Capan — 1950
 Jeffery Carle — 1974, 75, 76
 Michael Casey — 1988, 89, 90
 William Cayley — 1957
 Ben Cerami — 2012
 Doug Chapman — 2011, 12
 Charles Chesley — 1938, 39
 Ronald Chevalier — 1958 (manager)
 Charles Chokenea — 1979, 80, 81, 82
 Pat Christensen — 2005, 06, 07, 08
 Robert Christy — 1954, 55, 56
 Wilbur Christy — 1948, 49, 50, 51
 David Ciccone — 1998, 99, 00
 Francis Cicconetti — 1962, 63, 64, 65
 Chris Cingolani — 1991, 92, 93, 94
 Anthony Ciocca — 2012, 13
 Beau Citrone — 2008
 Bernard Clark — 1935, 36
 Brian Claypool — 1996, 97, 98
 Kevin Clere — 1994
 Stephen Cobb — 1976
 Matt Cockroft — 2003
 Arthur Collins — 1937
 Scott Collins — 1992
 William Colvin — 1976, 77, 78, 79
 Timothy Conklin — 1999
 Chris Constantine — 2010
 Raymond Cook — 1969
 Walter Cook — 1946
 Stewart Cooper — 1945
 Robert Courson — 1965, 66, 67
 Greg Cox — 1977
 Jeffery Cox — 1982, 83, 84
 Richard Cox — 1976
 Barry Craddock — 1991, 92, 93, 94
 John Crasi — 1975, 76, 77, 78
 Edward Cratsley — 1936 (mgr.)
 Russ Crawford — 1977, 78, 79
 Wesley Crile — 1951
 Tyson Crist — 1995, 96
 Greg Crocker — 2009, 10
 Kyle Cunningham-Rhoads — 2009, 10, 11, 12
 Roger Curfman — 1934, 35, 36
 Steven Czwalgala — 1980, 81, 82, 83

D

Jason Dagan — 1994, 95
 David Dalton — 1957, 58 (mgr.)



Third baseman Jake Frank was a three-time All-American for the Scots from 2002-05.

Steven Dalton — 2002, 03
 Thomas Daly — 1983, 84, 85, 86
 Richard Danch — 1986, 87, 88, 89
 David Dancoast — 1963, 64 (mgr.)
 Marco Daniels — 1987, 88
 Robbie Daniels — 2007, 09
 Richard Dannenfeler — 1956
 Bill Daugherty — 1999, 00, 01, 02
 Thomas Davis — 1937 (mgr.)
 Price Daw — 1948
Craig Day — 2011, 12, 13
 Michael DeBord — 2009, 10, 11, 12
 Scott Decker — 1970, 71
 Elgin Deidrick — 1942, 43
 Chris DeLisio — 1996
 Todd DeLong — 1997
Brett DeWester — 2011, 12, 13
 Joe Deneroff — 1997
 James Dennison — 1958, 59, 60
 Matt DeBlauw — 2004
 Matt DeGrand — 2007, 08, 09, 10
 Eugene DePasquale — 1993
 Sean Derrick — 1981, 82, 83
 Jason Dewar — 1994
 Guy DiCicco — 1963, 64
 Kevin Dickey — 1972, 73
 Joseph Dickinson — 1981
 Quinten Dillon — 1971, 72, 73
 William Dinasky — 1972, 73
 Greg Dittoe — 1974
 Paul Doder — 1935 (mgr.)

Ramon Doder — 1950
 Vernon Dodez — 1934, 35, 36
 Nick Donatelli — 1993, 94, 95, 96
 Jim Donnelly — 1966, 67
 Russell Dorsett — 1967, 68, 69, 70
 Ben Downs — 2006, 07, 08
 Elliott Drake — 2003, 04
 Douglas Dye — 1970, 71, 72, 73
 Robert Dyer — 1972, 73

E

Harry Eberts — 1978, 79, 80, 81
 Clifford Elliot — 1953, 54, 55, 56
 Ralph Ely — 1931 (service)
 Matt Englander — 1999, 00, 01, 02
 Bob Englehart — 1996
 Oliver Enos — 2006, 07
 Reilly Enos — 2004, 05
 John Esson — 1992, 93
 Jeff Evans — 1998
 Richard Evans — 1961

F

Chris Fafalios — 2013
Billy Farrow — 2011, 12, 13
 Paul Fauth — 1964
 Joseph Fay — 1965
 Timothy Fedorici — 1981
Matt Felvey — 2011, 12, 13

ALL-TIME LETTERWINNERS

Joseph Ferrante — 1962, 63
 Drew Feucht — 2002
 Steven Ficyk — 1980, 81, 82
 Bruce Fielitz — 1961, 62, 63, 64
 Harry Figgie — 2003
 Russell Fisher — 1931 (mgr.)
 Oney Fitzpatrick — 1977
 Shane Fleishour — 1997
 Carl Fleming — 1952, 53
 Shane Flinger — 1997, 98, 99, 00
 Sean Flynn — 1993, 94, 95
 Thomas Flynn — 1988, 89, 90, 91
 Steve Fodor — 1983
 Thompson Ford — 1955, 56, 57, 58
 Shawn Foster — 1993
 Timothy Foust — 1992, 93, 94
 Thomas Fowkes — 2001
 Jeffery Fox — 1981, 82
 Vincent Franceschelli — 2001
 Jake Frank — 2002, 03, 04, 05
 Josh Frank — 1999, 01, 02
 Nick Franks — 1999
 Wendelin Frantz — 1950, 51
 Nicholas Frascella — 1936, 37, 38
 David Fraser — 1958, 59, 60, 61
 Chad Frazier — 1995
 Doug Fries — 1980
 John Frost — 1932
 Donald Fry — 1948
 Tyler Fugate — 2008, 09, 10, 11
 Robert Fuhrman — 1934, 35
 Donald Furlong — 1979, 80

G
 John Gaioni — 1968
 Keith Galayda — 1984
 Gary Gall — 1959, 61
Shane Gallagher — 2011, 12, 13
 William Gallagher — 1931 (mgr.)
 Carl Gandola — 1971, 72
 Michael Gardner — 1973
 Dick Gaver — 1946, 47, 48
 Nate Gemberling-Johnson — 2007, 08, 09, 10
 Brandon Gessner — 2006, 07
Joey Gilmore — 2013
 Michael Girimont — 1977, 78
 Terence Gladis — 1992, 93, 94, 95
 Brett Glavan — 2005
 Nelson Glover — 1976, 77, 78
 Dennis Goettel — 1965, 66, 67
 Jim Gordon — 1990, 91
 David Gorsuch — 1974, 75, 76, 77
 Jeff Gostlin — 1996, 97, 98
 John Gotshall — 1936, 37, 38
 Clinton Gottshall — 1933, 34, 35
 Frank Grenert — 1940
 Michael Grenert — 1969
 Roger Griffiths — 1963, 64
 Chad Grim — 1996, 97
 Thomas Grippa — 1975, 76, 77, 78
 Matt Groezinger — 2008, 09, 10
 Randall Grubbs — 1981
 David Grunfeld — 2010
 Paul J. Guerrieri — 1993, 95, 96
 John Gunn — 1967, 68, 69

H
 David Hadzinsky — 1982, 83
 Erik Hagen — 1990, 91, 92, 93
Steve Hagen — 2011, 12, 13
 Nick Hajjar — 2000
 Gary Hall — 1984, 85, 86, 87
 Tanner Hall — 2007, 08, 09, 10
 Don Hamilton — 1934
 Paul Hammond — 1979, 80
 Michael Harris — 1996
 H.L. Brooks Harrop — 1962, 63
 John Hartzler — 1933
 Michael Hatfield — 1985, 86, 87, 88
 Rob Hatfield — 1982, 83, 84, 85
 Adam Hatton — 2007
 Kim Hauenstein — 1968, 69, 70, 71
 John Hauser — 1968, 69, 70, 71
 Jim Hazelrigg — 1953
 Terrence Heaphy — 1964, 65
 Howard Hecht — 1955, 56 (mgr.)
 Chayse Held — 2003
 David Henderson — 1937, 38, 39
 William Henley — 1970, 71, 72, 73
 James Herrold — 1977, 78, 79, 80
 G. Alfred Hess — 1956
 Matthew Hiestand — 1987, 88, 89, 90
 Wayne Hitchcock — 1980
 David Hogenboom — 1954, 55 (mgr.)
 David Holmes — 1967, 68, 69 (mgr.)
 Anthony Holstein — 2007
 David Hopkins — 1967, 68, 69, 70
 Richard Hopkins — 1973, 74, 75, 76
 Henry Hopper — 1955, 56, 57, 58
 Russell Horky — 1939
 William Horton — 1938, 39
 Jim Hostettler — 1931, 32
 Kevin Howard — 1985, 86, 87, 88
 Robert Howerton — 1985, 86, 87, 88
Jon Huisel — 2011, 12, 13
 Eric Hummel — 1968, 69, 70
 Byron Hurlbut — 1941
 Daniel Hyatt — 1970, 71, 72, 73
 Alexander Hyzer — 1964, 65, 66, 67

I
 William Inselman — 1980

J
 Mark Jackson — 2011
 Matt Jackson — 1994, 95, 96, 97
 Richard Jacobs — 1954, 55
 Jay James — 1934, 35, 36
 Dan Jennings — 1940
 Zach Jergan — 2011, 12
 Walter Joachim — 1950, 51, 52
 Matthew Johnson — 2007, 08, 09, 10
 John Jordan — 1987, 88, 89, 90
 Michael Jordan — 1980, 81
 Tim Jordan — 1964, 65, 66, 67
 Donald Jones — 1985, 86
 Reuben Jones — 1981

K
 Jeff Kaatz — 2005, 06, 07
 David Kajganich — 1982, 83, 84
 Dyke Kanai — 1951, 54
 Kurt Kapferer — 2003, 04, 05, 06
 Sean Karpen — 2006, 07, 08, 09

Howard Karpus — 1985
 Richard Kate — 1938, 39
 Jerry Katherman — 1944, 45, 46
 Luke Katich — 2003, 04, 05, 06
 Josh Keller — 2004, 05, 06, 07
 Timothy Kelly — 1978, 79, 80, 81
 Brian Kemery — 1998, 99, 00, 01
 Jim Kennedy — 1946, 47
 David Kessler — 1985, 86
 Ryan Kilpatrick — 2002
 Todd Kilpatrick — 1984, 85, 86
 David King — 1978, 79, 80, 81
 Keenan King — 2010
 Lonnie King — 1964
 Bryan Kinney — 1997, 98, 00
 Larry Kirk — 1965, 67, 68
 Brian Kish — 1993
Zach Klein — 2011, 12, 13
 Frank Knorr — 1956, 57, 58 (mgr.)
 Michael Knox — 1978, 79, 80, 81
 Jeffery Kohler — 1977, 78, 80
 Richard Kolencik — 1978
Kyle Koski — 2011, 12, 13
 Michael Kostyack — 1985, 86, 87
 William Kozane — 1974, 75, 77
 Mark Kraus — 1979, 80, 81
 Thomas Kuehls — 1983, 84
 Denny Kuhn — 1942, 43
 Nicholas Kuhns — 2000, 01

L
 Dennis Laduke — 1976
 Tim Lake — 1993, 94, 95, 96
 Joe Lane — 1947
Nicholas Langer — 2013
 Christian Lauer — 2010
 David Lazor — 1963, 64, 65, 66
 Benjamin Lee — 1961, 62, 63, 64
 Jay Lehman — 1941, 42
 Ryan Linsalata — 2005
 William Loris — 1956
 Andy Lott — 1989
 Chad Lowe — 2000, 01, 02
 Mark Lucas — 2001, 02, 03, 04
 Peter Lucas — 2005
 Jamie Luce — 1993, 94, 95, 96

M
 Clark MacDonald — 1940, 41
 Brian Madigan — 1995
 Ben Maibach — 1997, 98, 99, 00
 John Maiden — 1980
 Brian Makowski — 1993, 94, 95, 96
 Ed Malin — 1951, 52
 Jesse Malin — 1948, 49
 Sean Malone — 1996, 97, 98, 99
Jarrod Mancine — 2011, 12, 13
 Christopher Martin — 1986
 Ralph Martin — 1936 (mgr.)
 Richard Martinez — 1966, 67, 68, 69
 Frank Mascola — 1998, 99
 Frank Masoda — 1997
 Joseph Mateer — 1939, 40
Zac Mathie — 2011, 12, 13
 Andrew Matonak — 1975, 76
 Jerry May — 1998
 Ross May — 2000, 01, 02
 Robert McCaulley — 1967, 68, 69
 Charles McClarran — 1941



Matt Hiestand earned second-team Academic All-American® recognition in 1988.

ALL-TIME LETTERWINNERS

Steven McClellan — 1958, 59, 60, 61
 Frank McClure — 1967, 68
 Al McConihe — 1931
 Thomas McConihe — 1957, 58, 59, 60
 Cary McConnell — 1986, 87, 88, 89

Dylan McCreary — 2013
 Thomas McCullough — 1955
 Tom McCutcheon — 1950
 John McDowell — 1948
 Justin McDowell — 2008, 09, 10, 11
 John McElwain — 1971, 72, 73
 Robert McFadden — 1978, 79, 80, 81
 Mark McKinney — 1990, 91, 92, 93

John McLain — 2012, 13
 Patrick McLaughlin — 1973, 74, 75, 76
 Kevin McMullen — 1990, 91

Colin Meinzer — 2009, 10, 11, 12
 James Meissner — 1961
 Michael Melia — 1976
 Andrew Mercer — 2011
 William Meszaros — 1939, 40
 Clyde Metz — 1948, 49, 50
 Peter Meyer — 1984, 85, 86, 87
 Chris Mihin — 1996, 97, 98, 99
 Brian Miller — 2003, 04, 05, 06
 Brian Miller — 1967

Bryan Miller — 2012, 13
 Camron Miller — 1995
 Chad Miller — 2002
 Charles Miller — 1964, 65, 66
 Clay Miller — 2004
 Ernest Miller — 1931, 32
 Mark Miller — 2007, 08, 09
 Matt Miller — 1997
 Matt Miller — 2001, 02, 03, 04
 Ray Miller — 1929, 30, 31
 Ronald Miller — 1957, 58, 59, 60
 Russ Miller — 1983, 84, 85, 86
 Dick Milligan — 1953
 Michael Milligan — 1969, 70, 71
 Paul Mills — 1979

John Miner — 1938, 39, 40
 Ryan Miner — 2010, 11, 12, 13
 Steve Misutka — 1980, 81, 82, 83
 William Moats — 1955, 56, 57, 58
 Nic Moga — 1999, 00, 01, 02
 Steve Monaco — 1976
 Byron Morris — 1953, 54, 55
 Donald Morris — 1955, 56
 Greg Morris — 1991
 Michael Morris — 1996, 97, 98, 99
 William Morris — 1948, 49
 Jeffrey Mounts — 1988
 Ryan Mullins — 2005, 06
 Jim Mumaw — 1941
 John Murphy — 1965, 67, 68
 Jay Myers — 1997

N
 Ryan Nagel — 2006, 07
 Brodie Napaver — 2000, 01, 02, 03
 Joseph Nauer — 1980, 81
 Cliff Nelson — 1930, 31, 32
 Jake Nicholson — 2003
 John Norris — 1997, 98
 Andy Nowicki — 1997, 98, 99, 00
 Jeff Nowoczynski — 1996, 97, 98, 99

O

Dan O'Brien — 2009, 10
 Michael O'Brien — 1985, 86, 87, 88
 David Oberholtzer — 1970 (coach), 71
 Bubba O'Donnell — 2005, 06, 07, 08
 Jon Oliver — 2003, 04, 05, 06
 Ed Ormond — 1998, 99, 00
 Judd Orr — 2000
 Aaron Orszag — 2001, 02
 Jeffery Orwick — 1978
 Eric Ott — 1987, 88, 89, 90

P

Michael Pace — 1983
 Robert Page — 1937, 38
 J. Matthew Palm — 1992, 93, 94, 95
 Dean Palombaro — 2004, 05, 06, 07
 Mark Parrish — 2001, 03
 Stan Partenheimer — 1944
 Forrest Patterson — 1948
 Michael Patterson — 1973, 74, 75
 Ronald Peck — 1980
 Ryan Pedley — 1996, 97, 98
 Ernest Pelaia — 1987
 William Pelham — 1954, 55
 Timothy Pellman — 1999, 00
 Daniel Penberthy — 2001, 02
 Harry Pender — 1935, 36, 37
 Mitch Pertee — 1996
 David Peterjohn — 1984, 85, 86, 87
 Robert Peterson — 1987, 88, 89
 Josh Petrash — 1996, 97
 Eric Petry — 2011
 Michael Petryshyn — 1966, 67, 68, 69
 Timothy Pettorini — 1992, 93, 94, 95
 John Pickering — 1982, 83, 84, 85
 Phil Pie' — 2009, 10
 Frank Pierce — 1948
 Matthew Pierce — 2008, 09
 Robert Piscetta — 1984, 85, 86, 87
 David Poetter — 1968, 69, 70, 71
 Arthur Pomeroy — 1936, 37, 38
 Denny Porr — 1971, 72, 73, 74
 John Powell — 1961
 Scott Powell — 1987, 89, 90
 Jack Pozenel — 1956
 Warren Prill — 1971, 72, 73
 Kevin Prus — 2003
 Freddie Ptak — 1974
 Brian Purvis — 1993, 94

Q

John Quimby — 2006, 07
 Frankie Quirin — 2007

R

George Radigan — 2000, 01, 02, 03
 Timothy Raffel — 1978
 Ray Raible — 1995
 Christopher Raiwey — 1970, 71
 John Ramby — 1992, 93
 Larry Ramseyer — 1966
 John Ramsier — 1990, 91, 92, 93
 Adam Ratliff — 1997
 Kyle Rawlings — 2005
 Johnathan Ray — 2010, 11, 12, 13
Kenny Reckart — 2013
 David Rees — 1934, 35, 36

Eddie Reese

2011, 12, 13
 John Reitz — 1947
 Grant Relic — 1973, 74, 75
 Andrew Reynolds — 1982, 83, 84
 Philip Rhodes — 1980
 Paul Ricatte — 1935, 36, 37
Mike Ries — 2011, 12, 13
 Michael Riffée — 1977, 78
 Ed Ormond — 1998, 99, 00
 Todd Riley — 2003, 04
 Jeff Rink — 1990, 91
 James Robertson — 1987, 88, 89, 90
 Archie Rodgers — 1962, 63
 Matt Rodgers — 1994, 95, 96, 97
 Rob Romick — 2003, 04, 05, 06
 Spencer Root — 2000, 01
 Daniel Roseberry — 1964, 65, 66, 67
Jon Rothman — 2011, 12, 13
 Larry Runneals — 1970, 71, 72, 73
 Tim Rupert — 1996
 Kevin Ruple — 1982
 Nathan Rutkowski — 2001

S

Philip Sachs — 1970, 71
 Gerry Sagerman — 1989, 90, 91, 92
 Greg Sagerman — 1985, 86, 87, 88
 Jeffery Sakal — 1977, 78
 Adam Samson — 2005, 06, 07, 08
 Michael Samson — 2006
 Walt Samson — 2003, 04, 05, 06
 Robert Sanborn — 1941, 42
 Jake Sankal — 2005, 06, 07, 08
 John Saunders — 1967
Hank Schlueter — 2013
 Fred Schmidt — 1931, 32
 Jeffery Schmitz — 1982
 Robert Schmuck — 1979, 80, 81, 82
 Robert Schweck — 1986, 87
 James Scotland — 1937 (mgr.)

Rick Scott — 1974, 75, 76, 77
 Bob Sekerak — 1932, 33, 34
 Zac Sessa — 2011, 12, 13
 Richard Sforzo — 1984, 85, 86, 87
 Trevor Sharp — 1966
 Gregory Shasby — 1965
 James Shaw — 1936, 37
 Keith Shearer — 1951, 52, 53
 Matt Sherrick — 1995
 Matt Sherrieb — 1988, 89, 90, 91
 William Shinn — 1941, 42
 David Short — 1935
 Robert Shrake — 1937
 Guy Sitler — 1948
 Allen Skinner — 2002
 Josh Skraba — 2003, 04, 06
 Dan Skulina — 2005, 06, 07, 08
 Paul Slane — 1979, 80
 Richard Slivinski — 1983, 84
 Tony Smail — 1931, 32
 Addison Smith — 1954, 55 (mgr.)
 Craig Smith — 1962, 63, 64, 65
 Darrell Smith — 1986, 87
 Derek Smith — 2006
 Derrill Smith — 1955, 56
 Michael Smith — 1987, 89
 Richard Smith — 1934, 35
 Orden Smucker — 1932 (mgr.)
 Richard Snoddy — 1947, 48, 49
 Randolph Snow — 1965
 Peter Snyder — 1936, 37
 Travis Snyder — 1996, 97, 98, 99
Jacob Solomon — 2013
 Shawn Stansbery — 1996
 Robert Steele — 1974, 75, 76
 James Stehlin — 1981
 Zach Stein — 2011, 12
 Sheldon Steiner — 2006, 07
 George Stephan — 2009, 10
 Stanley Stephenson — 1962, 63



Rick Sforzo is considered by most to be the best baseball player in Wooster history.

ALL-TIME LETTERWINNERS



Travis Snyder, pictured here at the 1997 NCAA Div. III National Championship Series, played in a school-record 192 games.

Brian Stevens — 2000, 01, 02, 03
 Josh Stidham — 2009, 10, 11, 12
 William Stoner — 1952, 53, 54, 55
 Zach Struharik — 2010
 Brad Stuetzer — 2005, 06, 07, 08
 Brian Sullivan — 1984, 85, 86, 87
 Todd Sulzbach — 1994, 95
 Duane Sunagel — 1981
 Steven Sunagel — 1976, 77
 Luke Sutton — 2007, 08, 09, 10
 Shane Swearingen — 2007, 08, 09, 10
 Shaun Swearingen — 2004, 05, 06, 07
 Don Swegan — 1947

T

Tom Taraba — 1994, 95
Brendan Taylor — 2012, 13
 Daniel Taylor — 1973, 74, 75, 76
 Warren Taylor — 1931 (service)
 Charles Terry — 1989
 Jay Terry — 1989, 90, 91, 92
 Randy Terry — 1971, 72, 73
 Frederick Thayer — 1952 (mgr.)
 B.J. Thomas — 1999, 00, 01, 02, 03
 David Thomas — 1957, 58, 59
 H. Daniel Thomas — 1957, 58, 59, 60
 Justin Thomas — 2007
Cal Thomay — 2011, 12, 13
 William Thombs — 1959, 60, 61
 Nate Timberlake — 1995, 96
 John Tomasch — 1959
 John Tomlinson — 1992, 93, 94
 C. Arthur Torell — 1958, 59, 60, 61
 Brian Tornow — 1988, 89, 90, 91
 Paul Totten — 1941, 42
 Stanley Totten — 1955, 56, 57, 58
 Anthony Trapuzzano — 2006, 07, 08, 09
 Thomas Traver — 1975, 76
 Jared Treadway — 1999, 00, 01, 02
 Michael Treadway — 1977, 78
 Bobby Tribbey — 1983

U

Luke Ullman — 2002, 03, 04, 05
 Todd Urban — 1993, 95, 96
 Trevor Urban — 1996, 97, 98, 99

V

Louis Valentic — 1977, 78
Frank Vance — 2012, 13
 Walter Vanderbush — 1979
 Dale Vandersall — 1961
 Richard Van Duzer — 1981, 82, 83, 84
 Dan Van Dyke — 1995, 96, 97, 98
 Greg Van Horn — 2010, 11
 Joseph Vardon — 1999, 00, 01, 02
Ian Vernier — 2012, 13
 Zack Vesco — 2009, 10, 11, 12
 William Vigrass — 1940, 41, 42
 Matt Vincler — 1991, 92, 93, 94

W

J. Robert Wachtel — 1960
 John Wachtel — 1981, 82, 83
 Walter Wagoner — 1939
 Landon Wahl — 2009, 10
 Don Walklet — 1931, 32, 33
 Joseph Wallace — 1938 (mgr.)
 Richard Walter — 1984, 85, 86
 James Warga — 1992, 93, 94
 John Warren — 2006, 07, 08, 09
 William Washburn — 1960, 61, 62
 Zach Washinski — 2011, 12
 Michael Weber — 1966, 67, 68, 69
 Adam Wegner — 2000
 Jason Weiner — 1988, 89, 90, 91
 A. James Weinmann — 1954
 Richard Weiss — 1955, 56
 Michael Wellstead — 2010, 11
 Mark Welly — 1984, 86
 Chester Welty — 1955, 56, 57, 58

Dave Wernecke — 2000, 01, 02, 03
 John Werner — 1999, 00, 01, 02
 Joseph West — 1979
 Dale Weygandt — 1957, 58, 59, 60
 Jim Weygandt — 1946, 47, 48
 MacArthur Whatley — 1971
 Jeffery Whetsel — 1974, 75, 76, 77
 Robert Whitaker — 1957, 58, 59, 60
 Keenan White — 2010, 11, 12, 13
 Robert White — 1946
 David Whitman — 1970, 71, 72, 73
 Doug Wiley — 1985
 Jordan Williams — 2000
 Roger Williams — 1945
 Ryan Williamson — 1998, 99, 00
 Josh Wilson — 1996
 Drew Wippich — 2003, 04
 Tim Witner — 1948, 49, 50
 Terry Wolfe — 1983
 Jeff Woller — 1989, 90, 91, 92
 Chris Wood — 2007, 08, 09, 10
 Craig Wood — 1959, 60, 61
 Loren Wood — 1964, 65
Zach Woullard — 2013
 Derek Wyman — 2008, 09, 10, 11

Y

Matt Yates — 1991, 92, 93
 Brad Yocum — 1989
 Ross Yoder — 2004, 05
 Casey Yontz — 2005
 Steven Yood — 1986
 Steve Young — 2004

Z

Paschal Zapponi — 1932
 John Zasadni — 1974, 75, 76, 77
 Jake Zeek — 2012, 13
 Earl Zeigler — 1940, 41
 Dennis Zeiters — 1973, 74, 75
 Philip Zielasko — 1977
 Robert Zielinski — 1978

2014 BASEBALL SCHEDULE

DATE	OPPONENT (SITE)	TIME
March 1	CASE WESTERN RESERVE (2)	Noon
March 2	CASE WESTERN RESERVE	Noon
March 9	vs. Marietta (at Port Charlotte, Fla.)	Noon
March 10	vs. Heidelberg (at Port Charlotte, Fla.)	11:00
March 11	vs. Marietta (at Port Charlotte, Fla.)	11:00
March 12	vs. Salem State (at Port Charlotte, Fla.)	11:00
March 14	vs. Montclair State (at Port Charlotte, Fla.)	11:00
March 14	vs. Webster (at Port Charlotte, Fla.)	4:00
March 15	vs. Johns Hopkins (at Fort Myers, Fla.)	Noon
March 17	vs. Wis.-Platteville (at Fort Myers, Fla.)	1:00
March 18	vs. Nichols (at Port Charlotte, Fla.)	1:00
March 19	vs. Birmingham Southern (at Port Charlotte, Fla.)	1:00
March 20	vs. Dubuque (at Fort Myers, Fla.)	10:00
March 21	vs. Bethel (Minn.) (at Fort Myers, Fla.)	Noon
March 29	KENYON* (2)	Noon
March 30	KENYON* (2)	Noon
April 2	at Muskingum	4:00
April 5	vs. Wabash (2) (at Chillicothe, Ohio)	3:00
April 6	vs. Wabash (at Chillicothe, Ohio)	1:00
April 8	BALDWIN WALLACE	4:00
April 12	at Hiram* (2)	Noon
April 13	at Hiram* (2)	Noon
April 18	at Oberlin* (2)	Noon
April 19	at Oberlin* (2)	Noon
April 22	JOHN CARROLL	4:00
April 26	ALLEGHENY* (2)	Noon
April 27	ALLEGHENY* (2)	Noon
April 29	OHIO NORTHERN	4:00
April 30	at Heidelberg	4:00
May 3	NCAC Crossover Weekend (2)	TBA
May 4	NCAC Crossover Weekend	TBA
May 8-10	NCAC Tournament (at Chillicothe, Ohio)	TBA

(2) indicates doubleheaders CAPS indicate home games at Art Murray Field

* indicates North Coast Athletic Conference East Division games

www.woosterathletics.com

