

# Fighting Scots

The College of Wooster



## 2011 Baseball

Most Wins of Any NCAA Div III Team Since 2000

# WOOSTER FIGHTING SCOTS BASEBALL

## Table of Contents

- 2 The College of Wooster
- 3 Media Information
- 3 Wooster On the Web
- 4 Quick Facts
- 4 Season Outlook
- 5 *D3baseball.com* Preseason Poll
- 6 Coaching Staff
- 8 Roster Information
- 10 Top Returnees
- 18 Other Returning Letterwinners
- 21 Newcomers
- 26 The North Coast Athletic Conference
- 26 NCAC Baseball Champions
- 27 NCAC Individual Records
- 28 2010 Season Recap
- 29 2010 Season Results
- 30 2010 Season Statistics
- 31 History of Fighting Scot Baseball
- 31 All-Time Coaching Records
- 31 Major League Baseball Connections
- 32 Team Statistical Comparison (since 1974)
- 34 All-Time Team Records
- 35 All-Time Individual Records for a Game
- 36 All-Time Individual Records for a Season
- 38 All-Time Individual Records for a Career
- 40 Year-By-Year Leaders
- 42 All-Time Honors
- 45 All-Time Series Records
- 46 Game-By-Game Results
- 56 All-Time Letterwinners
- BC 2011 Schedule

## On the Cover

Featured on the front cover of this year's media guide are All-Americans **Greg Van Horn** (right) and **Justin McDowell** (left). Van Horn, a senior shortstop, batted .486 with 35 extra-base hits (19 doubles, 8 triples, 8 home runs) and 56 RBI last season, his first with the program after transferring in. Van Horn landed on both the coaches' and *D3baseball.com* All-America Third Teams. McDowell, a senior right-hander, earned All-American honors as a sophomore, first-team from *D3baseball.com* and second-team from the coaches, when he went 13-3 with a 2.38 ERA and 94 strikeouts in 113.2 innings.

## Credits

The 2011 College of Wooster baseball media guide was written and edited by Hugh Howard, while the cover was created by Cally King. Photography by Matt Dilyard, and additional contributions provided by Sarah Stanley and Nick Stroud. Also, a special thanks to Wooster Printing & Litho, Inc., and to all former sports information directors at Wooster.

## The College of Wooster



The College of Wooster is a liberal arts college nationally recognized for its emphasis on mentored independent research. Founded in 1866, Wooster enrolls approximately 1,800 students from 46 states and 30 countries, and offers more than 40 majors in the sciences, humanities, business, and the arts. A student-faculty ratio of 11:1 ensures close engagement and personal attention through all four years.

That engagement culminates in senior year, when each Wooster student creates an original research project, written work, performance, or exhibit of artwork, supported one-on-one by a faculty mentor. That program, called Independent Study (or I.S.), has been judged one of the best senior capstone programs in the nation by college presidents and deans, according to *U.S. News & World Report*. I.S. fosters creativity, resourcefulness, critical thinking, and communication skills. And it does so for every Wooster student, not just those in an honors program.

The skills I.S. helps develop translate into post-graduation success. Wooster's notable alumni include Nobel laureate physicist Arthur Compton, Pulitzer Prize-winning journalist Susan Stranahan, and Donald Kohn, vice chairman of the Federal Reserve.

Wooster's 120 student organizations reflect the wide range of interests, ideas, hobbies, and passions on campus. From the improv comedy group, Don't Throw Shoes, to a student-run investment club that manages a million-dollar portfolio for the College's endowment, there is something on campus for every taste.

Close to a third of all Wooster students participate in intercollegiate athletics. Wooster is affiliated with the NCAA Division III and is a charter member of the North Coast Athletic Conference, which was founded in 1983. The NCAC is made up of nine schools and is committed to broad-based participation, equity in women's and men's athletics, and a championship structure for each of its 23 sports. The Fighting Scots have won the NCAC all-sports trophy five times and produced All-Americans in 11 different sports over the last six years as well as 12 Academic All-Americans® during that same span.

A similar percentage of students make music in one of three choirs, symphonic and marching bands, four a cappella groups, a jazz ensemble, and other groups.

Strong ties, symbolized by a shared name, bring the College and community together on a daily basis through business, cultural, and educational programs. Wooster hosts scores of lectures, concerts, and theatrical and dance performances, which are open to the community. Over 600 students volunteer as part of the Wooster Volunteer Network, an umbrella organization that coordinates more than 25 student-organized programs assisting organizations from Greenpeace and Habitat for Humanity to the Wayne County Humane Society.

Loren Pope, former *New York Times* education editor and author of *Colleges That Change Lives*, calls Wooster "my original best-kept secret in higher education...As I have gotten to know what it accomplishes, I can testify that there is no better college in the country."



The interior of Wooster's primary academic building, Kauke Hall, was renovated during 2005-06 at a cost of \$18 million.

## Media Policies and Procedures

The 2011 College of Wooster baseball media guide has been designed to assist members of the media in their coverage of the Fighting Scots. For additional information regarding Wooster baseball, please contact the school's SID (see below).

**CREDENTIALS:** Members of the media are always welcome to cover Wooster's baseball team. If you plan to attend a game, please notify the Wooster SID.

**PRE-GAME SERVICES:** Information such as game programs, rosters, and statistics will be provided to the media prior to each contest.

**POST-GAME SERVICES:** At the conclusion of each game, a statistical packet, including a box score and play-by-play summary, will be distributed. There is no formal press conference after regular season games, however, staff members will be on hand to escort media members to requested coaches and players for interviews, following the traditional "10-minute cooling off period." Additionally, phone lines will be available in the press box and in the Physical Education Center for transmission of stories following each game.

**RADIO POLICY:** Art Murray Field has two phone lines that are available for broadcasts. Please call at least one week in advance to reserve a line.

**PHOTO POLICY:** Photographers and videographers are also welcome to cover Wooster's baseball team.

## For More Information

Director of Sports Information —Hugh Howard  
 e-mail —hhoward@wooster.edu  
 Office Phone —(330) 263-2374  
 Cell Phone —(330) 201-3397  
 Office Fax —(330) 263-2209  
 Asst. Director of Sports Info. —Nick Stroud  
 e-mail —nstroud@wooster.edu  
 Office Phone —(330) 287-3848  
 Cell Phone —(440) 429-7061

Mailing Address:  
 Office of Sports Information  
 The College of Wooster  
 Olderman House, Room No. 203  
 1189 Beall Avenue  
 Wooster, Ohio 44691

\*If you wish to contact head coach Tim Pettorini directly, please see "Quick Facts" on the next page

## Primary Media Outlets

### NEWSPAPERS

**The Daily Record;** Wooster, Ohio  
 Contacts: Aaron Dorksens (ed.),  
 Art Holden, Christy Johnson,  
 Kevin Lynch, Mike Plant  
 Phone: (330) 287-1646  
 Fax: (330) 264-1132  
 e-mail: adorksens@the-daily-record.com  
 Website: www.the-daily-record.com

**Wooster Weekly News;** Wooster, Ohio  
 Contacts: Brian Questel  
 Phone: (330) 264-3381  
 Fax: (330) 264-0784  
 e-mail: btquestel@aol.com  
 Website: www.woosterweeklynews.com

**The Beacon Journal;** Akron, Ohio  
 Contacts: Ron Ledgard (ed.),  
 Tom Gaffney  
 Phone: (330) 996-3800  
 Fax: (330) 996-3629  
 e-mail: bjsports@thebeaconjournal.com  
 Website: www.ohio.com

**The Repository;** Canton, Ohio  
 Contacts: Joe Frollo (ed.),  
 Mike Popovich, Jim Thomas  
 Phone: (330) 454-8343  
 Fax: (330) 580-5667  
 e-mail: mike.popovich@cantonrep.com  
 Website: www.cantonrep.com

**The Plain Dealer;** Cleveland, Ohio  
 Contacts: Dave Campbell (deputy ed.),  
 Joe Maxse, Terry Pluto  
 Phone: (216) 999-4370  
 Fax: (216) 999-6276  
 e-mail: results@plaind.com  
 Web site: www.cleveland.com

**The Voice;** Wooster, Ohio  
 Contacts: TBA  
 Phone: (330) 263-2598  
 Fax: TBA  
 e-mail: TBA  
 Web site: www.wooster.edu/voice/

### RADIO STATIONS

**WKVX 96.0 AM/WQKT 104.5 FM;** Wooster, Ohio  
 Contacts: Mike Breckenridge (sports director),  
 Dan Earich, Ron Hamilton  
 Phone: (330) 264-5122  
 Fax: (330) 264-3571  
 e-mail: mbreck@wqkt.com  
 Website: www.wqkt.com

**WCWS 90.9 FM;** Wooster, Ohio  
 Contacts: Brandon Jacobs, Jason Weingardt  
 Phone: (330) 263-2477  
 Fax: (330) 263-2690  
 e-mail: wcws\_sports@wooster.edu  
 Website: www.wooster.edu/wcws/

### TELEVISION STATIONS

**Clear Picture, Inc.;** Wooster, Ohio  
 Contacts: Mark Glasgo,  
 Jon Heavlin, Dan Wingate  
 Phone: (330) 345-8511, ext. 205  
 Fax: (330) 345-5265  
 e-mail: mglasgo@cpivooster.com  
 Website: www.cpiwooster.com/

### WIRE SERVICE

**Associated Press;** Columbus, Ohio  
 Contacts: Rusty Miller  
 Phone: (800) 762-4841  
 Fax: (614) 885-3248  
 e-mail: rmiller@ap.org  
 Website: www.ap.org/ohio/

## Wooster On The Web

For more on the baseball team and all of The College of Wooster's athletic teams, visit [www.woosterathletics.com](http://www.woosterathletics.com). Recently redesigned and relaunched in the fall of 2010, it includes a fresh new-look and all of the features that users are accustomed to, including sections for:

- Schedule/Results
- Roster
- Game Recaps/News
- Statistics
- Coaching Bios
- Player Profiles
- All-Time Records
- Photo Galleries
- Facility Information



# SEASON OUTLOOK

## Quick Facts

### COLLEGE

Name ————— The College of Wooster  
 Location ————— Wooster, Ohio 44691  
 55 miles southwest of Cleveland  
 Founded ————— 1866  
 Enrollment ————— approx. 1,850  
 46% men, 54% women  
 Degrees ————— Bachelor of Arts,  
 Bachelor of Music, Bachelor of Music Education  
 Academic Programs ————— 40+ majors  
 Student-Faculty Ratio ————— 11-to-1  
 President ————— Grant H. Cornwell

### ATHLETIC

Affiliation ————— NCAA Division III  
 Conference ————— North Coast Athletic Conference  
 Nickname ————— Fighting Scots  
 Colors ————— Black and Old Gold

Athletic Dept. Phone ————— (330) 263-2500  
 Athletic Dept. Fax ————— (330) 263-2537

Director of Athletics ————— Keith Beckett  
 Office Phone ————— (330) 263-2189  
 e-mail ————— kbeckett@wooster.edu

### COACHING

Head Coach ————— Tim Pettorini  
 Alma Mater ————— Bowling Green '73  
 Record at School ————— 953-341-6 (29 Years)  
 Career Record ————— 953-341-6 (29 Years)  
 Office Phone ————— (330) 263-2180  
 e-mail ————— tpettorini@wooster.edu  
 Assistant Coaches ————— Barry Craddock,  
 Jeff Bricker, Dan Wyand

### TEAM

2010 Overall Record ————— 34-9  
 2010 NCAC East Div. Record/Finish — 13-3/1st of 5  
 2010 NCAC Tournament ————— Champions  
 2010 NCAA Div. III Baseball Championships  
 ————— 7th-place in Mideast Region  
 2010 Final Ranking (Poll) — No. 13 (*Collegiate Baseball*),  
 No. 16 (D3baseball.com)

Letterwinners Returning/Lost ————— 15/19  
 Starting Position Players Returning/Lost — 3/6  
 Starting Pitchers Returning/Lost ————— 3/1

### HISTORY

First Year of Baseball ————— 1880  
 Years of Baseball ————— 119  
 All-Time Record ————— 1738-829-11 (.676)

All-Time NCAC Record (since 1984) — 361-93-1 (.795)  
 NCAC Championships ————— 13  
 1985, 1987, 1988, 1990, 1991, 1995, 1998,  
 2002, 2004, 2005, 2006, 2009, 2010  
 All-Time OAC Record (1954-83) ————— 217-153-1 (.586)  
 OAC Championships ————— 0

Years in NCAA Div. III Tournament (since 1974) — 25  
 Record ————— 57-54 (.514)  
 Regional Championships ————— 5  
 1989, 1994, 1997, 2005, 2009

## Experienced Pitchers, Inexperienced Lineup Make Up 2011 Scots

The College of Wooster baseball program returns an intriguing mix of personnel from the 2010 team, which won the North Coast Athletic Conference championship for the second year in a row, part of a 34-9 season, as the Fighting Scots have three of their top-four pitchers back in **Justin McDowell**, **Matt Barnes**, and **Tyler Fugate**, to go with *Baseball America's* preseason NCAA Div. III Player-of-the-Year **Greg Van Horn**, who headlines an otherwise new-look lineup.

"I'm real excited about the pitching staff," concurred long-time coach **Tim Pettorini**, who enters 2011 with a 953-341-6 career record, all at Wooster. "Those three guys ... could be No. 1 pitchers for a lot of teams, and probably be an upgrade for a lot of teams. That's really encouraging when you add the new (NCAA) bat standards in there. It means we have a chance in every game, no matter how many young guys we're playing. The pitchers are really going to have to carry us early in the season."

McDowell started a national champi-

onship game at the 2009 NCAA Div. III Baseball Championships, capping an All-American sophomore season that saw him go 13-3 with a 2.38 ERA and 94 strikeouts over 113.2 innings. Last spring, the right-hander with a knee-buckling slider posted an 8-3 record, 2.64 ERA, and 71 strikeouts in 71.2 innings pitched en route to first-team all-NCAC and second-team all-region honors.

Pettorini expects the hard-throwing Barnes "to be every bit as good." In his fifth year with the program (missed 2009 due to injury), Barnes has 20 career wins (20-7), including six last spring (6-2) when he compiled a 3.96 ERA and 65 strikeouts during 61.1 innings pitched, good for a second-team all-conference accolade.

The other member of the senior right-handed trio is Fugate, who broke on to the scene last season. After seeing just 33.0 innings previously, Fugate nearly doubled that (62.0 innings) as the closer and a part-time starter. Overall, he went 6-1 with five



Senior right-hander Matt Barnes will play a pivotal role in the Scots' success, while building on his 20-7 career record.

# SEASON OUTLOOK

saves, a 2.90 ERA, and 65 strikeouts, and joined McDowell on the All-NCAC First Team and All-Mideast Region Second Team.

Two big veterans, junior **Josh Stidham**, who is 6-7 and 230 pounds, and sophomore **Keenan White**, a 6-4, 210-pound southpaw, are expected to step up as key members of the staff. They combined for 54.0 innings pitched a year ago, with Stidham (27.2 innings) winning his lone decision and accumulating a 1.95 ERA and White (26.1 innings) going 2-0, including a relief victory during the NCAC Tournament.

Additional mound prospects include junior **Kyle Cunningham-Rhoads**, who has endured injuries, sophomore **Jake Mays**, a newcomer to the squad who brings 6-8 size and another left-handed option, and a number of freshmen, highlighted by **Steve Hagen**, **Zach Washinski**, **Doug Chapman**, and **Zac Sessa**.

Offensively, Pettorini expects to fill out a lineup card with as many as five first-years at times, but with Van Horn's presence, he feels confident that the youthful Scots will feed off one of the nation's top players.

"Getting (him) back is huge and settles everything down a little bit. He really plays at a high pace. Not having him in the fall held us back," explained Pettorini.

Van Horn picked up third-team All-American honors from both the coaches' organization (ABCA) and D3baseball.com after batting .486 with 35 extra-base hits coming in the form of 19 doubles, eight triples, and eight homers, which added up to a school-record .890 slugging percentage, and he also tallied 56 RBI and 16 stolen bases in his first season with the program. A transfer from Princeton University, Van Horn will start at shortstop again and man the No. 3 hole in the order.

Among those protecting Van Horn in the lineup will be capable veterans **Zack Vesco**, **Michael Wellstead**, and **Michael DeBord**. Vesco, a junior third baseman, has not only been a two-year starter but twice selected to the all-conference team, including second-team honors last year after hitting .360 with 33 RBI. In addition to aligning next to Van Horn in the field, Vesco may bat directly behind him in the clean-up spot.

The tall (6-5), lanky, and speedy Wellstead was a rookie starter in right field during 2010 and he'll likely stay in that position, while aiming to build on a .263 batting average. DeBord, a junior, has seen significant action as a designated hitter and back-up catcher and is now the leading can-

didate to take over the starting role behind the plate. When given the opportunity, he has swung the bat well, witness a .382 career average.

A number of other veterans are vying for regular action. Senior **Derek Wyman** is a team tri-captain who will play, according to Pettorini, probably in a variety of roles from second base to first base to designated hitter. Power-hitting junior **Colin Meinzer** is labeled as Wooster's top defensive first baseman and will provide depth at catcher as well. Sophomore outfielders **Ryan Miner**, the team's fastest player, and **Johnathan Ray**, also are in contention for regular contributions.

That group will be competing for action with several highly-touted newcomers. In all, there are 14 freshmen position players, with **Craig Day**, **Billy Farrow**, **Mark Jackson**, **Zach Jergan**, and **Zac Mathie** all possibly making an immediate impact. Day is a second baseman and "very talented offensive player," according to Pettorini, while Farrow possesses the size and skills to be a prototypical first baseman. Jergan is being looked at in centerfield and as a possible leadoff hitter, and Mathie, a prospect in left field, may be the lone lefty bat in the starting lineup. Jackson's power could land him the DH role.

Other first-years expected to get looks this spring are **Zach Klein**, a defensive specialist at third base and pitching prospect, **Eddie Reese**, whose athleticism alone will get him some action somewhere in the infield, and outfielder **Mike Ries**, who hit his way into consideration during the fall, as well as left-handed options **Matt Felvey** and **Shane Gallagher**.

"We're going to play some young guys in there. We think they have some genuine talent ... (but) it's going to take awhile for some of these guys to hit their stride," Pettorini said.

While the Scots are no doubt young, the expectations don't change. They still rank 17th in the D3baseball.com preseason poll and will be one of the top contenders to extend their league record of 13 NCAC championships.

"I really like the potential," summed up Pettorini. "I think (the freshmen) will improve everyday, and hopefully (with) the veteran guys leading the way, these guys will figure it out. How quickly they figure it out will determine how quickly we go from being very good to really, really good."


## D3baseball.com Preseason Poll

Rank	School	2010 Record	Points
1.	Heidelberg (19)	42-8	608
2.	Wis.-Stevens Point (3)	34-18	545
3.	Kean	39-12	543
4.	Cortland State (1)	40-10-1	493
5.	Wis.-Whitewater (1)	42-7	462
6.	Johns Hopkins	44-7	452
7.	Shenandoah	38-10	420
8.	Linfield	37-13	416
9.	Illinois Wesleyan	31-21	373
10.	St. Thomas (Minn.)	35-9	361
11.	Chapman	31-11	358
12.	Marietta	36-13	351
13.	Mass.-Boston	32-17	274
14.	Tufts	34-7	253
15.	Mississippi College	39-11	242
16.	St. Scholastica	38-8	236
17.	<b>Wooster</b>	<b>34-9</b>	<b>213</b>
18.	Pomona-Pitzer	31-11	200
19.	Wheaton (Mass.)	34-10	167
20.	Trinity (Texas)	32-9	156
21.	Keystone	30-9	141
22.	Texas-Tyler	36-12	140
23.	Salisbury	30-13	139
24.	E. Connecticut State	31-15	69
25.	Plattsburgh State	30-10	44



# COACHING STAFF

## Head Coach Tim Pettorini



The driving force behind a program that is regarded as one of the finest in NCAA Div. III is Tim Pettorini, Wooster's veteran baseball coach.

After 29 years at the helm, Pettorini is one of just nine coaches in Div. III history to win 900 games, entering 2011 with an overall

record of 953-341-6 (.735). He has guided Wooster to a league-high 13 North Coast Athletic Conference championships (1985, 1987, 1988, 1990, 1991, 1995, 1998, 2002, 2004, 2005, 2006, 2009, 2010), while also taking the Fighting Scots to the NCAA Mideast Regional Tournament on a regular basis (20 times). Wooster has won the regional championship on five occasions (1989, 1994, 1997, 2005, 2009), thus gaining berths in the eight-team Div. III Baseball Championship. There, the Scots have a pair of national runner-up finishes (1997, 2009) and a third-place performance (2005) to their credit.

Pettorini, among the top-10 Div. III coaches all-time in win percentage as well, has been recognized by his peers a number of times. He's been selected the conference's Coach of the Year eight seasons (1987, 1988, 1990, 1995, 2002, 2004, 2006, 2010) and was the American Baseball Coaches Association NCAA Div. III Mideast Region Coach of the Year five times (1989, 1994, 1997, 2005, 2009).

Some of Pettorini's most notable campaigns have come in recent seasons, as the Scots have won nearly 80 percent of their games over the past 15 years (564-145-1; .795). In addition to averaging almost 40 victories a season during this stretch (37.6), Wooster has consistently been within striking distance of a national championship. The closest

the Scots came was in 2009, when they were twice a victory away from the title, but the University of St. Thomas (Minn.) upended them each time - 6-4 and 3-2 in 12 innings - as they settled for second-place to go with NCAA regional and conference trophies and a 43-11 mark.

Wooster was ranked either No. 1 or No. 2 in the NCAA Div. III coaches' poll every week of the 2006 and 2007 regular seasons, while producing the program's fifth 40-win campaign (42-7 in 2007) and becoming the first NCAC team to win a third consecutive conference title (2006). In 2005, the Scots finished third at the national tourney after becoming the first NCAC team to win the conference and regional crowns during the same season, while in 2004, Wooster hosted an NCAA regional tournament at Art Murray Field after sweeping then-No. 5 ranked Denison University for another league championship.

In 2002, one of the Scots' most talented squads put together a 34-3 regular season, highlighted by a 9-7 victory over Ohio State University - the program's second of three-straight wins over Div. I teams (8-4 over University of Akron in 2001, 5-4 over Kent State University in 2003) - and was ranked No. 1 for four consecutive weeks. The 1997 and 1998 Wooster teams posted back-to-back 40-win seasons, including a school-record 46 in 1997, when the Scots advanced to their first national championship game before falling to the University of Southern Maine 15-1.

Prior to accepting the Wooster position in 1982, Pettorini had taught and coached baseball at Fremont Ross High School. He turned the Little Giant program around, leading the team to a record of 64-20 (.762) between 1977-81.

A native of Columbus, Ohio, Pettorini holds both a bachelor's degree (1973) and a master's degree (1980) from Bowling Green State University. As an undergraduate, he played baseball for the Falcons and was a four-year starter in the outfield. In fact, Pettorini was an all-Mid-American Conference selection and was drafted by the San Diego Padres at the end of his senior year.

But, Pettorini bypassed a chance to play professional baseball for the second time in order to pursue his true love - a career in coaching. He previously had been drafted four years earlier by the Philadelphia Phillies after earning all-state honors at Columbus Eastmoor High School.

Pettorini and his wife, Rhoda, live in Wooster and have two sons - Tim (38) and Terry (30), who both inherited their father's passion for baseball. Tim was a four-year letterwinner at Wooster from 1992-95, playing an integral role on the Scots' 1994 team, which reached the Div. III Baseball Championship, while Terry was an infielder and three-year letterwinner at Ohio State from 2001-03.

## Pettorini's Profile

Below is a sampling of what Tim Pettorini has accomplished as head coach of the Wooster baseball program.

- Has recorded 953 all-time wins, the most in school history
- Ranks fourth among active Division III coaches in all-time victories
- Owns a winning percentage of .735, which is No. 5 among active Division III coaches
- Has averaged over 30 wins per season (32.8) since taking over the program in 1982
- Made 20 appearances as head coach in the NCAA Mideast Regional
- Coached 25 different players to All-American honors
- Has led Scots to 13 of 26 NCAC titles
- Named NCAC Coach of the Year on eight occasions
- Directed Wooster to five appearances in the NCAA Div. III National Championship Series, including the title game in 1997 and 2009

## Pettorini's Year-By-Year Results

SEASON	TEAM	OVERALL RECORD	CONFERENCE RECORD	NOTES
2010	Wooster	34-9	13-3	Scots sweep NCAC Tournament for conference championship No. 13
2009	Wooster	43-11	13-3	Wooster reaches national championship game for a second time
2008	Wooster	36-11	14-2	Scots extend streak of 30-win seasons to 15
2007	Wooster	42-7	15-0	Fifth 40-win campaign in program history, ranked No. 1 entire regular season
2006	Wooster	38-9	15-1	Scots ranked No. 1 or No. 2 from preseason through end of regular season
2005	Wooster	39-9	15-1	Scots win league-record 10th championship, place third at NCAA's
2004	Wooster	37-10	13-3	Wooster wins conference, hosts NCAA Regional for fifth time
2003	Wooster	30-13	15-1	Scots defeat Div. I opponent for third-straight year
2002	Wooster	38-6	11-1	Wooster ranked No. 1 for four weeks during regular season
2001	Wooster	34-10	10-4	
2000	Wooster	35-12	10-5	
1999	Wooster	35-14	14-4	
1998	Wooster	40-6	17-1	Wins 500th career game against Oberlin on April 15, 1998
1997	Wooster	46-8-1	16-3	Leads Scots to national title game and final No. 2 ranking
1996	Wooster	33-15	11-9	
1995	Wooster	32-9	13-3	Selected NCAC Coach of the Year for the fourth time in career
1994	Wooster	35-13	12-4	Wooster advances to Div. III National Championship Series for second time
1993	Wooster	21-16-1	8-10	
1992	Wooster	24-17-1	12-7-1	
1991	Wooster	29-12	15-7	Directs Scots to their fourth consecutive final top-10 ranking
1990	Wooster	28-10-1	17-4	Guides Wooster to third NCAC title in four years
1989	Wooster	35-9	18-4	Leads Scots to first appearance at Div. III National Championship Series
1988	Wooster	31-10	18-3	Coaches team to its second NCAC title in a row
1987	Wooster	34-12	15-3	Named NCAC Coach of the Year for the first time
1986	Wooster	36-14	15-7	Guides Scots to final national ranking of 14th for the second-straight year
1985	Wooster	29-19	16-4	Directs Wooster to inaugural NCAC baseball championship
1984	Wooster	20-19	7-3 (OAC)	
1983	Wooster	23-15	12-3 (OAC)	
1982	Wooster	16-16-2	9-4 (OAC)	Wins first career game against Earlham on March 18, 1982
<b>29 SEASONS</b>		<b>953-341-6</b>	<b>389-107-1</b>	<b>NO. 4 AMONG ACTIVE DIV. III COACHES IN ALL-TIME VICTORIES</b>

# COACHING STAFF

## Barry Craddock

### Catchers/Pitchers



A former assistant coach and student-athlete at Wooster, Barry Craddock is back with the Fighting Scots for a second stretch as an assistant. He will help with the catchers and the pitching staff, in addition to recruiting duties.

From 2000-2007, Craddock transformed the Denison University baseball program from an also-ran into a regular contender for championships in the North Coast Athletic Conference. Overall, he compiled a school-record 182 victories (182-130).

Highlighting Craddock's tenure, Denison produced a pair of 30-win seasons – 31-12 in 2003 and 31-7 in 2004 – and advanced to the finals of the NCAC Tournament three times (2003, 2004, 2005). In fact, the Big Red were just one out away from capturing the title and earning their first trip to the NCAA Tournament in 2005.

As an assistant at Wooster previously, Craddock served as the pitching coach for four years. During that stretch (1996-1999), the Scots went 154-43-1, even reaching the 1997 NCAA Div. III national championship game. In addition to the regional title that year, the Scots were NCAC champions in 1998.

Craddock was a member of a Mideast Regional championship team as a player, too. It was his senior season (1994), when the left-hander went 3-2 with two saves, a 4.32 ERA, and 33 strikeouts over 56.1 innings. For his career, Craddock was primarily a reliever, appearing in 52 games and earning seven saves – third-most in team history in both categories upon graduation.

A 39-year old native of nearby Rittman, Ohio, Craddock earned a bachelor's degree in mathematics from the College.

## Did You Know?


Wooster has won more games (406) than any other NCAA Div. III team thus far in the 2000s:

Winningest NCAA Div. III Teams (By Victories)					
Team	Yrs.	Won	Lost	Tied	Pct.
1. Wooster	11	406	107	0	.791
2. St. Scholastica	11	405	91	2	.815
3. SUNY Cortland	11	402	112	1	.782
4. Eastern Conn. St.	11	398	137	2	.743
5. Marietta	11	394	137	3	.741
6. Johns Hopkins	11	381	104	2	.784
Chapman	11	381	125	1	.752
8. St. Thomas (Minn.)	11	377	121	1	.757
9. Wis.-Whitewater	11	375	129	1	.744
10. Carthage	11	373	128	1	.744

Source: 2011 NCAA Baseball Record Book

## Jeff Bricker

### Pitchers



Jeff Bricker is in the midst of his second stint as an assistant with The College of Wooster baseball team after previously helping out the 1989 and 1990 squads. While he is involved in many aspects of the program, Bricker's primary responsibilities are to work with the pitching staff.

In his first seven seasons back with Wooster (2004-10), Bricker's made a significant impact. He has helped lower the team ERA from 6.15 in 2003 to 4.01 (2004), 3.81 (2005), 3.58 (2006), 2.51 (2007), 4.02 (2008), 3.78 (2009), and 3.80 (2010). The 2.51 ERA ranked third in NCAA Div. III and was the lowest in team history since 1980.

Noteworthy, the number of walks given up has dropped dramatically, as their totals the last seven seasons rival those of the great Scot pitching staffs of the 1970s.

Bricker has an abundance of college coaching experience. After being part of Wooster's first team to reach the finals of the NCAA Div. III Baseball Championship (1989), he landed the head job at Capital University in Columbus, Ohio, where he led the Crusaders to a mark of 102-129-1 from 1991-96, including a school-record 25 wins in 1995. For his efforts, Bricker was named Ohio Athletic Conference Coach of the Year that season.


Then, Bricker returned to the North Coast Athletic Conference as an assistant (pitching) with Ohio Wesleyan University, a traditional NCAA Div. III power and Wooster rival. He was part of Battling Bishop squads that made seven trips to the NCAA Regional Championships in as many seasons.

As a player, Bricker was an all-conference performer at Hesston Junior College in Hesston, Kan., before moving on to Bluffton College, where he graduated with a bachelor's degree in recreation management.

A part-time coach, Bricker is the former owner of Wooster Tennis & Sports Club.

## Dan Wyand

### Hitters/Outfielders



A coach at Wooster High School from 1995-2001, Dan Wyand is now in his ninth season within the college ranks. His duties at The College of Wooster are centered around working with the hitters, coaching the outfielders, and aligning the entire defense.

Wyand experienced working with collegiate-level players previously, as he coached 16 players with the Generals who went on to play college ball, including four at Wooster – Ben Byo, Ryan Kilpatrick, pitcher Ben Maibach, a two-time all-conference honoree, and Judd Orr.

While competing in the challenging Federal League, Wyand helped Wooster teams set multiple school records for hitting and base running. In fact, the Generals, as a team, never batted below .300. The 1998 squad was the best he worked with, as it advanced all the way to the state semifinals – a first in Wooster High School history.

Active in youth camps in northeast Ohio as well, Wyand has coached in two junior all-star games held at the Cleveland Indians' Progressive Field.

A 1974 graduate of East Liverpool High School, Wyand is the owner of two businesses, one located in Ashland, Ohio, and the other in Shelby, Ohio.

Personally, he and his wife, Cathy, live in Wooster, and have two grown children – Christina (33) and Sean (28).

# ROSTER INFORMATION

## Numerical Roster

NO	NAME	YR	POS	B/T	HT	WT	HOMETOWN	HIGH SCHOOL
1	Matt Felvey	Fr.	IF	L/R	6'5"	175	Evanston, Ill.	Evanston Township
2	Zach Klein	Fr.	IF/P	R/R	5'8"	195	Pittsburgh, Pa.	Plum
3	Ryan Miner	So.	OF	R/R	5'11"	170	Birmingham, Mich.	Seaholm
4	Eddie Reese	Fr.	IF	R/R	6'0"	180	Canfield, Ohio	Cardinal Mooney
5	Zac Mathie	Fr.	OF	L/R	6'2"	210	Millersburg, Ohio	West Holmes
6	Zach Stein	Fr.	C	R/R	5'8"	165	Wexford, Pa.	North Allegheny
7	Jarrold Mancine	Fr.	IF	R/R	5'11"	175	Freeport, Pa.	Freeport Area
8	Michael DeBord	Jr.	C	R/R	6'0"	205	Cuyahoga Falls, Ohio	Woodridge
9	Greg Van Horn	Sr.	IF	R/R	5'11"	205	Cranford, N.J.	Cranford
11	Derek Wyman	Sr.	IF	R/R	6'0"	195	Marysville, Ohio	Marysville
12	Craig Day	Fr.	IF	R/R	5'10"	190	Holmesville, Ohio	Waynedale
13	Jake Mays	So.	P	L/L	6'8"	210	Tallmadge, Ohio	Tallmadge
14	Kyle Cunningham-Rhoads Jr.		P	R/R	6'4"	205	Kalamazoo, Mich.	Kalamazoo Central
15	Mike Ries	Fr.	OF	R/R	5'7"	175	Streetsboro, Ohio	Field
16	Zach Jergan	Fr.	OF	R/R	6'0"	180	Wexford, Pa.	North Allegheny
17	Tyler Fugate	Sr.	P	R/R	6'1"	180	Lebanon, Ohio	Lebanon
18	Johnathan Ray	So.	OF	R/R	6'0"	215	Columbus, Ohio	Grandview Heights
19	Cal Thomay	Fr.	IF	R/R	6'3"	200	Middleburg Hts., Ohio	Lutheran West
20	Michael Wellstead	So.	OF	R/R	6'5"	175	Lancaster, Ohio	Fisher Catholic
21	Steve Hagen	Fr.	P	R/R	5'10"	160	Brecksville, Ohio	Brecksville-Broadview Heights
22	Josh Stidham	Jr.	P	R/R	6'7"	230	Monclova, Ohio	Anthony Wayne
23	Zack Vesco	Jr.	IF	R/R	6'3"	200	Pickerington, Ohio	St. Charles Prep
24	Keenan White	So.	P	R/L	6'4"	210	Dublin, Ohio	Dublin Coffman
25	Billy Farrow	Fr.	IF	R/R	6'3"	210	Evanston, Ill.	Evanston Township
26	Kyle Koski	Fr.	OF	R/R	6'0"	185	Highland Hts., Ohio	Mayfield
27	Zac Sessa	Fr.	P	L/L	5'10"	165	Butler, Pa.	Butler
28	Mark Jackson	Fr.	IF	R/R	6'3"	240	Wexford, Pa.	North Allegheny
29	Shane Gallagher	Fr.	OF	L/R	5'11"	190	Sarver, Pa.	Freeport Area
30	Justin McDowell	Sr.	P	R/R	6'2"	205	Willard, Ohio	Willard
31	Andrew Mercer	Fr.	P	L/L	5'10"	200	Hudson, Ohio	Hudson
32	Colin Meinzer	Jr.	C/IF	R/R	6'5"	230	Toledo, Ohio	Central Catholic
33	Zach Washinski	Fr.	P	R/R	6'2"	205	Prosperity, Pa.	Bishop Canevin
34	Doug Chapman	Fr.	P	R/R	6'3"	230	Athens, Ohio	Athens
35	Matt Barnes	Sr.	P	R/R	6'2"	190	Pittsburgh, Pa.	Langley
36	Jon Huisel	Fr.	P	R/R	6'5"	230	Gurnee, Ill.	Carmel Catholic
37	Jon Rothman	Fr.	P/C	R/R	6'3"	210	St. Louis, Mo.	Whitfield School
38	Eric Petry	Fr.	P	R/R	6'5"	185	Worthington, Ohio	Thomas Worthington
39	Brett DeWester	Fr.	P	R/R	5'10"	210	Indianapolis, Ind.	Tipton
Inj.	Nick Butterini	So.	IF	R/R	6'2"	175	Wexford, Pa.	North Allegheny

## Pronunciation Guide

Nick Butterini	—————BUT-er-ee-nee	Colin Meinzer	—————MINE-zur
Matt Felvey	—————FELL-vee	Tim Pettorini	—————PET-or-ee-nee
Tyler Fugate	—————FEW-get	Josh Stidham	—————STID-uhm
Jarrold Mancine	—————MAN-seen		
Zac Mathie	—————MATT-ee		

# ROSTER INFORMATION

## Alphabetical Roster

NO	NAME	YR	POS	B/T	HT	WT	HOMETOWN	HIGH SCHOOL
35	Matt Barnes	Sr.	P	R/R	6'2"	190	Pittsburgh, Pa.	Langley
Inj.	Nick Butterini	So.	IF	R/R	6'2"	175	Wexford, Pa.	North Allegheny
34	Doug Chapman	Fr.	P	R/R	6'3"	230	Athens, Ohio	Athens
14	Kyle Cunningham-Rhoads	Jr.	P	R/R	6'4"	205	Kalamazoo, Mich.	Kalamazoo Central
12	Craig Day	Fr.	IF	R/R	5'10"	190	Holmesville, Ohio	Waynedale
8	Michael DeBord	Jr.	C	R/R	6'0"	205	Cuyahoga Falls, Ohio	Woodridge
39	Brett DeWester	Fr.	P	R/R	5'10"	210	Indianapolis, Ind.	Tipton
25	Billy Farrow	Fr.	IF	R/R	6'3"	210	Evanston, Ill.	Evanston Township
1	Matt Felvey	Fr.	IF	L/R	6'5"	175	Evanston, Ill.	Evanston Township
17	Tyler Fugate	Sr.	P	R/R	6'1"	180	Lebanon, Ohio	Lebanon
29	Shane Gallagher	Fr.	OF	L/R	5'11"	190	Sarver, Pa.	Freeport Area
21	Steve Hagen	Fr.	P	R/R	5'10"	160	Brecksville, Ohio	Brecksville-Broadview Heights
36	Jon Huisel	Fr.	P	R/R	6'5"	230	Gurnee, Ill.	Carmel Catholic
28	Mark Jackson	Fr.	IF	R/R	6'3"	240	Wexford, Pa.	North Allegheny
16	Zach Jergan	Fr.	OF	R/R	6'0"	180	Wexford, Pa.	North Allegheny
2	Zach Klein	Fr.	IF/P	R/R	5'8"	195	Pittsburgh, Pa.	Plum
26	Kyle Koski	Fr.	OF	R/R	6'0"	185	Highland Hts., Ohio	Mayfield
7	Jarrold Mancine	Fr.	IF	R/R	5'11"	175	Freeport, Pa.	Freeport Area
5	Zac Mathie	Fr.	OF	L/R	6'2"	210	Millersburg, Ohio	West Holmes
13	Jake Mays	So.	P	L/L	6'8"	210	Tallmadge, Ohio	Tallmadge
30	Justin McDowell	Sr.	P	R/R	6'2"	205	Willard, Ohio	Willard
32	Colin Meinzer	Jr.	C/IF	R/R	6'5"	230	Toledo, Ohio	Central Catholic
31	Andrew Mercer	Fr.	P	L/L	5'10"	200	Hudson, Ohio	Hudson
3	Ryan Miner	So.	OF	R/R	5'11"	170	Birmingham, Mich.	Seaholm
38	Eric Petry	Fr.	P	R/R	6'5"	185	Worthington, Ohio	Thomas Worthington
18	Johnathan Ray	So.	OF	R/R	6'0"	215	Columbus, Ohio	Grandview Heights
4	Eddie Reese	Fr.	IF	R/R	6'0"	180	Canfield, Ohio	Cardinal Mooney
15	Mike Ries	Fr.	OF	R/R	5'7"	175	Streetsboro, Ohio	Field
37	Jon Rothman	Fr.	P/C	R/R	6'3"	210	St. Louis, Mo.	Whitfield School
27	Zac Sessa	Fr.	P	L/L	5'10"	165	Butler, Pa.	Butler
6	Zach Stein	Fr.	C	R/R	5'8"	165	Wexford, Pa.	North Allegheny
22	Josh Stidham	Jr.	P	R/R	6'7"	230	Monclova, Ohio	Anthony Wayne
19	Cal Thomay	Fr.	IF	R/R	6'3"	200	Middleburg Hts., Ohio	Lutheran West
9	Greg Van Horn	Sr.	IF	R/R	5'11"	205	Cranford, N.J.	Cranford
23	Zack Vesco	Jr.	IF	R/R	6'3"	200	Pickerington, Ohio	St. Charles Prep
33	Zach Washinski	Fr.	P	R/R	6'2"	205	Prosperity, Pa.	Bishop Canevin
20	Michael Wellstead	So.	OF	R/R	6'5"	175	Lancaster, Ohio	Fisher Catholic
24	Keenan White	So.	P	R/L	6'4"	210	Dublin, Ohio	Dublin Coffman
11	Derek Wyman	Sr.	IF	R/R	6'0"	195	Marysville, Ohio	Marysville


### Players By Class

Seniors	5
Juniors	5
Sophomores	6
Freshmen	23

### Players By Position

Catchers	4
Infielders	13
Outfielders	8
Pitchers	17

# TOP RETURNEES



## Matt Barnes

Class ----- Senior  
 Position ----- Pitcher  
 Height ----- 6'2"  
 Weight ----- 190  
 Hometown ----- Pittsburgh, Pa.  
 High School ----- Langley  
 Bats/Throws ----- Right/Right



A proven, top-tier pitcher within the conference and region ... Hard-throwing right hander possesses consistent fastball in the 90-91 M.P.H. range, as well as a breaking ball and a change-up, in addition to good control ... Coming off a summer in which he pitched for the Chillicothe Paints of the Prospect League, posting a 4-3 record, 3.79 ERA, and 60 strikeouts over 57.0 innings ... **2010:** Bounced back from an injury-shortened 2009 season by earning second-team all-conference honors ... Went 6-2 with a 3.96 ERA over 13 appearances and 61.1 innings, primarily as the No. 2 starter ... Ranked among the top-100 in NCAA Div. III in both strikeouts (65) and strikeouts per nine innings (9.54) ... Started, and recorded a no decision, in the Scots' opening game of the NCAA regional tourney versus Penn State Behrend (May 19) ... Notched a victory in Wooster's second game of the NCAC Tournament, yielding just two runs over 7.0-plus innings versus Denison (April 30) ... Tossed a three-hit shutout with 10 strikeouts at Oberlin (April 17) ... Defeated then-No. 4 Kean (March 14), working 8.0 innings with just one run and three hits allowed ... **2009:** Started the opener vs. Case Western Reserve (Feb. 28), taking a tough loss as he yielded just one unearned run on two hits while striking out nine in 5.0 innings ... Shortly thereafter, developed blood clots in right arm and missed the rest of the spring ... **2008:** Team's No. 3 starter again, posting a 5-2 record, one save, a 4.92 ERA, and 44 strikeouts during 53.0 innings ... First career save came in 6-3 win against Transylvania in NCAA tourney (May 15) as he allowed one base runner via an error over 3.0 innings ... Season highlight came as the starter of the Scots' 6-1 victory in a game played at Cleveland Indians' Progressive Field (April 22), matching a career high with 11 strikeouts and yielding one run on four hits during 7.0 innings ... Set down 16 of 17 Case West. Reserve batters at one point, striking out the side twice ... Also notched a win over rival Marietta (March 26) with 3.0 innings of shutout ball during a middle relief appearance ... **2007:** Burst on to the scene, collecting second-team all-region, first-team all-conference, and NCAC Newcomer-of-the-Year honors while holding down the Scots' No. 3 spot in the rotation ... Had the third-lowest ERA in the NCAC (2.49), only behind two fellow teammates, in addition to a 9-2 record and 86 strikeouts over 72.1 innings ... 10.70 strikeouts per nine innings ranked 12th nationally, and walked just 2.49 per nine innings ... Started 12 times, including twice during the same day at the NCAA Div. III Mideast Regional (May 18), first helping Wooster stave off elimination with a 3-2 win versus Otterbein, in which he gave up one earned run on seven hits and struck out six over seven innings, and then took the ball again versus Marietta, yielding three earned runs on six hits before exiting in the fourth down just 3-0 during an admirable performance ... **Prior to Wooster:** Three-time all-Pittsburgh City League honoree in baseball at Langley High School ... Went 32-8 with 226 strikeouts over 225 innings during his Mustangs career ... Was 13-2 as a senior, striking out 94 in 88 innings, while also batting .565 with six home runs and 48 RBI, good for all-region recognition ... Helped lead Langley to records of 18-3 in 2005 and 21-2 in 2006 ... Received 10 varsity letters – four in baseball, three in football, two in basketball, and one in golf ... **Personal:** Born on Dec. 14, 1987 ... Son of David and Mary Beth Barnes ... Majoring in communication studies with a minor in sociology.


## Notes

- Within striking distance of breaking the school record for career strikeouts, needing 66 to do so, and also will finish among the leaders in games started and innings pitched
- Is 1-1 with one save, a 5.50 ERA, and 12 strikeouts over 18.0 innings pitched, while making five career appearances in the NCAA Tournament
- Started two games on the same day, combining for 176 pitches, during the 2007 NCAA Mideast Regional
- Has reached double-digit strikeout totals four times, including 11 at Ohio Northern May 1, 2007
- Thrown a career-high 8.0 innings twice and a pair of seven-inning shutouts
- Started his career by winning eight of his first nine starts (8-0)

## Career Statistics

YEAR	ERA	W-L	APP	GS	CG	SHO/CBO	SV	IP	H	R	ER	BB	SO	2B	3B	HR	AB	Avg.	WP	HBP	BK	SFA	SHA
2007	2.49	9-2	15	12	2	1/1	0	72.1	74	31	20	20	86	12	0	3	279	.265	5	5	0	2	7
2008	4.92	5-2	15	9	0	0/1	1	53.0	61	33	29	19	44	10	2	1	209	.292	8	10	1	3	2
2009	0.00	0-1	1	1	0	0/0	0	5.0	2	1	0	0	9	1	0	0	18	.111	2	1	0	0	0
2010	3.96	6-2	13	11	2	1/0	0	61.1	63	28	27	24	65	11	2	4	230	.274	5	3	0	0	3
<b>Total</b>	<b>3.57</b>	<b>20-7</b>	<b>44</b>	<b>33</b>	<b>4</b>	<b>2/2</b>	<b>1</b>	<b>191.2</b>	<b>200</b>	<b>93</b>	<b>76</b>	<b>63</b>	<b>204</b>	<b>34</b>	<b>4</b>	<b>8</b>	<b>736</b>	<b>.272</b>	<b>20</b>	<b>19</b>	<b>1</b>	<b>5</b>	<b>12</b>

# TOP RETURNEES




## Michael DeBord

Class ----- Junior  
 Position ----- Catcher  
 Height ----- 6'0"  
 Weight ----- 205  
 Hometown ----- Cuyahoga Falls, Ohio  
 High School ----- Woodridge  
 Bats/Throws ----- Right/Right

8

Ready to take over the starting role at catcher ... Adept at finding holes and hitting to the opposite field, and has improved catching and throwing skills a lot, according to the coaching staff ... **2010:** Saw regular action as a catcher and designated hitter, starting 16 games and appearing in 13 others ... Batted .329 with 15 runs and 13 RBI ... Singled in a run as a pinch hitter vs. Penn State Behrend (May 19) during the Scots' first NCAA regional game ... Went 1-for-2 with a run scored at the NCAC Tournament ... Delivered a double and three RBI versus Kenyon (March 18) ... **2009:** Developed into the team's regular DH (20 starts) and hit for a high average, finishing second on the team at .414 (48-for-116) ... Also started 11 games at catcher ... Tallied 26 runs, seven doubles, and 19 RBI ... Batted .311 (14-for-45) during the NCAA Tournament, highlighted by a leadoff double in the bottom of the ninth inning of the Mideast Regional championship game vs. Marietta (May 18), which ultimately resulted in the winning run ... First career homer was a grand slam at Mount Union (April 27) ... Went 1-for-4 with two RBI during a 15-5 win vs. Case Western Reserve (April 16), played at the Cleveland Indians' Progressive Field ... **Prior to Wooster:** Two-time all-state selection while at Woodridge High School, batting .495 as a senior and .467 as a junior ... Helped lead the Bulldogs to district and league championships from 2006-08 ... Also an all-Portage Trail Conference honoree in football as a senior ... Totaled seven varsity letters - four in baseball and three in football ... **Personal:** Born Dec. 19, 1989 ... Son of George and Rose DeBord ... Majoring in chemistry and plans to go to med school.



## Notes

- Reached base safely in 38 of 47 games started, and registered 21 multi-hit games
- Put together a 10-game hitting streak from April 2-April 19, 2009
- Has batted .326 (15-for-46) with five runs scored, three doubles, and five RBI in 12 NCAA tourney appearances, highlighted by starting all 11 games during Wooster's run in the 2009 Div. III Championships
- Has three three-hit games, highlighted by a grand slam and career-high six RBI at Mount Union April 27, 2009
- Was just under .500 (.478; 11-of-23) against left-handed pitching as a freshman

## Career Statistics

YEAR	AVG	GP-GS	AB	R	H	2B	3B	HR	RBI	TB	SLG%	BB	HBP	SO	GDP	OB%	SF	SH	SB-ATT	PO	A	E	FLD%
2009	.414	39-31	116	26	48	7	1	1	19	60	.517	1	5	10	2	.429	4	3	2-2	95	6	1	.990
2010	.329	29-16	70	15	23	1	0	0	13	24	.343	7	0	7	1	.385	1	1	1-1	81	2	0	1.000
<b>Total</b>	<b>.382</b>	<b>68-47</b>	<b>186</b>	<b>41</b>	<b>71</b>	<b>8</b>	<b>1</b>	<b>1</b>	<b>32</b>	<b>84</b>	<b>.452</b>	<b>8</b>	<b>5</b>	<b>17</b>	<b>3</b>	<b>.412</b>	<b>5</b>	<b>4</b>	<b>3-3</b>	<b>176</b>	<b>8</b>	<b>1</b>	<b>.995</b>

# TOP RETURNNEES



## Tyler Fugate

Class ----- Senior  
 Position ----- Pitcher  
 Height ----- 6'1"  
 Weight ----- 180  
 Hometown ----- Lebanon, Ohio  
 High School ----- Lebanon  
 Bats/Throws ----- Right/Right



## Notes

- Five saves in 2010 tied for sixth-most for a season in team history, and will likely move into the top-five for a career in appearances and saves
- Has pitched in three NCAA Div. III Championships games
- Factored in a decision in all six of his starts as a junior
- Threw a career-high 7.0 innings in a win vs. Ohio Wesleyan March 10, 2010
- Limited right-handed batters to a .218 average during 2010, and nearly twice as many of his outs came via groundballs (66) than fly balls (39)

Valuable right-hander likely to be used in a similar role, as his durability and versatility allow him to do anything from close games to spot starts to middle relief ... Possesses a real good slider and excellent control ... Team tri-captain ... **2010:** Had a breakout season, earning second-team all-region and first-team all-conference awards ... Was arguably the team's top pitcher, going 6-1 with five saves, a 2.90 ERA, and 65 strikeouts in 62.0 innings ... Limited opponents to a staff-low .237 batting average ... Went 3-0 with three saves and a 0.94 ERA (28.2 innings) during a dominant seven-game stretch (April 8-May 1) ... Appeared in both of the Scots' NCAA regional games ... All-tournament team selection after closing out two NCAC tourney games with saves, as he combined to shutout Wabash (April 29) and Denison (May 1) for 6.1 innings ... Career-high nine strikeouts, including the final five batters he faced, in just 4.0 innings, while earning a save at regional rival Marietta (April 8) ... **2009:** Saw regular action, appearing in 19 games (one start) and totaling 22.1 innings ... Picked up two wins (2-0) and posted a 5.64 ERA while striking out 24 ... Entered one game during the finals of the NCAA Div. III Baseball Championships, working 0.1 innings vs. Chapman (May 24) ... Struck out the only batter he faced vs. Case Western Reserve (April 16) in a game played at the Cleveland Indians' Progressive Field ... Struck out a season-high five in just 2.1 innings vs. Allegheny (March 20) ... Held the opposition to a .189 batting average (10-for-53) with the bases empty ... **2008:** Pitched well during limited duty, going 1-0 with a 1.69 ERA and striking out eight over 10.2 innings ... Did not allow a run in his final 4.2 innings ... Was the winning pitcher of an 8-7 decision over then-No. 7 ranked Wis.-Stevens Point (March 17), tossing 2.0 scoreless innings ... **Prior to Wooster:** Winner of Lebanon High School's outstanding pitcher award as both a junior and senior ... Led the Warriors in every pitching category in 2007 ... Tossed a no-hitter as a freshman ... **Personal:** Born on June 29, 1989 ... Is the son of George and DeeDee Fugate ... Majoring in history.

## Career Statistics

YEAR	ERA	W-L	APP	GS	CG	SHO/CBO	SV	IP	H	R	ER	BB	SO	2B	3B	HR	AB	Avg.	WP	HBP	BK	SFA	SHA
2008	1.69	1-0	9	0	0	0/0	0	10.2	3	5	2	6	8	1	0	0	36	.083	2	2	0	2	1
2009	5.64	2-0	19	1	0	0/1	0	22.1	21	14	14	10	24	3	0	0	85	.247	3	0	0	2	0
2010	2.90	6-1	18	6	1	0/0	5	62.0	55	26	20	15	65	12	1	4	232	.237	5	7	0	0	5
<b>Total</b>	<b>3.41</b>	<b>9-1</b>	<b>46</b>	<b>7</b>	<b>1</b>	<b>0/1</b>	<b>5</b>	<b>95.0</b>	<b>79</b>	<b>45</b>	<b>36</b>	<b>31</b>	<b>97</b>	<b>16</b>	<b>1</b>	<b>4</b>	<b>353</b>	<b>.224</b>	<b>10</b>	<b>9</b>	<b>0</b>	<b>4</b>	<b>6</b>

# TOP RETURNEES



## Justin McDowell

Class ----- Senior  
 Position ----- Pitcher  
 Height ----- 6'2"  
 Weight ----- 205  
 Hometown ----- Willard, Ohio  
 High School ----- Willard  
 Bats/Throws ----- Right/Right

Expected to again be one of the top pitchers in the region, and possibly all of NCAA Div. III ... Continued to develop a change-up to complement his outstanding slider, and excels at locating his fastball ... Terrific competitor with a durable arm, and voted a team tri-captain ... **2010:** Second-team all-region and first-team all-conference selection as the ace of the Scots' staff ... Factored in the decision all 11 starts and none in four relief appearances, as he went 8-3 with a league-low 2.64 ERA and 71 strikeouts in 71.2 innings ... Also led the NCAC in victories and inning pitched ... Suffered bad luck in his start at the NCAA Mideast Regional, as all three runs that came across in his six innings against Marietta (May 20) were all unearned ... Started and went three scoreless innings in the game vs. Case Western Reserve (April 21), played at the Cleveland Indians' Progressive Field ... Tossed four complete games, including a 7-0 shutout at Oberlin (April 17) ... **2009:** Received first-team all-American accolades from D3baseball.com as well as second-team status on the ABCA All-America Team ... Also collected the coaches' Mideast Region Pitcher-of-the-Year award and first-team all-conference honors ... Became the team's ace, thanks in part to injuries to two other top pitchers, and responded by leading Div. III and tying a school record for victories with 13 (13-3) ... Worked a team-record 113.2 innings, compiling a 2.38 ERA and 94 strikeouts along the way ... Led the NCAC in all four of those categories, plus appearances (24) and opponents' batting average (.239) ... Also recorded two saves ... Voted MVP of the NCAA Mideast Regional after winning a pair of starts, in which he yielded just three runs on 11 hits and struck out 15 over 17.1 innings (1.56 ERA) ... Named NCAC Tournament MVP after combining for three wins in four appearances and 20.1 innings pitched (2.21 ERA) when he struck out 17 ... **2008:** Appeared in 13 games, starting three, despite enduring knee surgery the previous summer ... Won all three decisions he factored in and compiled a 4.74 ERA with 25 strikeouts over 24.2 innings ... Faced three batters in the NCAC Tournament semifinals (May 3) ... Pitched a perfect eighth inning, including a strikeout, during the Scots' 6-1 victory vs. Case Western Reserve at Progressive Field (April 22) ... Didn't allow an earned run (three unearned) while working a season-high 6.0 innings of a 9-4 win vs. Washington & Jefferson (March 18) ... Struck out season-high six twice ... **Prior to Wooster:** Went 6-1 with a 1.20 ERA, while also batting .360 with three homers and 38 RBI as a senior at Willard High School ... Earned second-team all-district and first-team all-league honors, while leading the Flashes to a school-record 18 wins (18-9) ... Lettered three times in baseball and once in football ... **Personal:** Born on July 21, 1988 ... Son of Greg and Donna McDowell ... Majoring in history with a minor in education.



## Notes

- May challenge the school's career wins record, as he's 10 away, and will also likely finish among top-10 in ERA, appearances, games started, innings pitched, and strikeouts
- Led NCAA Div. III in victories as a sophomore with 13, and also tied for 11th nationally in strikeouts (94) and ranked 38th in ERA (2.38), and among top-50 in all three categories as a junior
- Posted three wins (3-1), one save, a 2.27 ERA, and 27 strikeouts during five appearances (four starts) and 35.2 innings in the 2009 NCAA Div. III Baseball Championships after not seeing a postseason appearance previously, and then went 0-1 as a junior, despite six innings without an earned run and seven strikeouts
- Strung together 19.0 consecutive scoreless innings (April 14-29, 2010), and another stretch of 16.1-straight scoreless (March 10-20, 2009)
- Has 11 career games with 7.0-plus innings pitched, highlighted by a nine-inning complete-game victory at Adrian (May 17) in the 2009 NCAA Mideast Regional
- Career-high 12 strikeouts came in eight innings vs. Wilmington March 11, 2010

## Career Statistics

YEAR	ERA	W-L	APP	GS	CG	SHO/CBO	SV	IP	H	R	ER	BB	SO	2B	3B	HR	AB	Avg.	WP	HBP	BK	SFA	SHA
2008	4.74	3-0	13	3	0	0/0	0	24.2	30	16	13	5	25	6	0	4	103	.291	4	2	1	1	0
2009	2.38	13-3	24	13	3	1/2	2	113.2	100	35	30	22	94	22	1	3	418	.239	7	11	0	3	11
2010	2.64	8-3	15	11	4	1/1	0	71.2	65	28	21	21	71	12	0	5	262	.248	4	10	1	0	1
<b>Total</b>	<b>2.74</b>	<b>24-6</b>	<b>52</b>	<b>27</b>	<b>7</b>	<b>2/3</b>	<b>2</b>	<b>210.0</b>	<b>195</b>	<b>79</b>	<b>64</b>	<b>48</b>	<b>190</b>	<b>40</b>	<b>1</b>	<b>12</b>	<b>783</b>	<b>.249</b>	<b>15</b>	<b>23</b>	<b>2</b>	<b>4</b>	<b>12</b>

# TOP RETURNNEES



## Greg Van Horn

Class ----- Senior  
 Position ----- Infield  
 Height ----- 5'11"  
 Weight ----- 205  
 Hometown ----- Cranford, N.J.  
 High School ----- Cranford  
 Bats/Throws ----- Right/Right

*Baseball America's* preseason NCAA Div. III Player of the Year ... Starting shortstop and will likely bat in the No. 3 hole again ... Possesses the tools to play at the professional level, highlighted by a strong arm and outstanding speed ... Earned first-team all-star honors with the Chillicothe Paints in the Prospect League this past summer, when he hit .317 with 33 runs, 14 doubles, five triples, four home runs, and 33 RBI in 42 games ... **2010:** Named third-team All-American by both the coaches' organization (ABCA) and D3baseball.com after breaking on to the NCAA Div. III scene, while also collecting first-team all-region and all-conference honors ... The Princeton University transfer finished seventh in Div. III in batting average (.486) and slugging percentage (.890), and 10th in on-base percentage (.564), as well as tied for fifth in triples (8) and 23rd in doubles (19) ... Led the league in both slugging and on-base percentage, and in doubles while sharing the lead in triples ... Also contributed eight home runs, 56 RBI, and a team-leading 16 stolen bases ... Reached base in seven of nine plate appearances (4-for-6 with a walk and two hit by pitches) at the NCAA Mideast Regional (May 19-20) ... NCAC Tournament MVP after going 8-for-13 with five runs, one double, one triple, one homer, and four RBI ... Defensively, won the shortstop position from Matthew Johnson, who moved to second base and was drafted by the Toronto Blue Jays organization ... Also spent 8.2 innings on the mound, winning a pair of games (2-0) with a 5.19 ERA and eight strikeouts ... **Prior to Wooster:** Was Princeton's No. 3 hole hitter and shortstop in 2009 (.303, 22 R, 8 2B, 4 HR, 21 RBI, .941 FLD%) and batted leadoff and played left field in 2007 (.323, 30 R, 11 2B, 2 3B, 4 HR, 20 RBI, 8 SB) ... Earned all-county honors as a junior and senior at Cranford High School ... Received four letters in baseball, three in basketball, and one in football with the Cougars ... **Personal:** Born March 22, 1988 ... Son of Wooster alum James and Mary Van Horn ... Majoring in history.



## Notes

- Enters 2011 on a 15-game hit streak, as he closed 2010 on a tear by batting .577 (30-for-52) with seven doubles, four triples, five home runs, and 24 RBI from April 17-May 20
- Reached base safely 39 of 42 games, including 22 multi-hit games (nine with multiple extra-base hits)
- Broke a 24-year-old team record for slugging percentage in a season (.890) and tied the best mark for triples (8)
- Batted .667 (4-for-6) with a solo home run and two RBI during a pair of NCAA Div. III Championships appearances
- Began his Wooster career with a 10-game hit streak, highlighted by a 4-for-4, two-walk outing vs. then-No. 10 Kean (March 15)
- Drove in five runs twice, coming against Hiram April 24, 2010, and vs. Wilmington March 11, 2010

## Career Statistics

YEAR	AVG	GP-GS	AB	R	H	2B	3B	HR	RBI	TB	SLG%	BB	HBP	SO	GDP	OB%	SF	SH	SB-ATT	PO	A	E	FLD%
2010	.486	42-42	146	53	71	19	8	8	56	130	.890	18	13	17	1	.564	4	0	16-20	52	121	17	.911
Total	.486	42-42	146	53	71	19	8	8	56	130	.890	18	13	17	1	.564	4	0	16-20	52	121	17	.911

# TOP RETURNEES



## Zack Vesco

Class ----- Junior  
 Position ----- Infield  
 Height ----- 6'3"  
 Weight ----- 200  
 Hometown ----- Pickerington, Ohio  
 High School ----- St. Charles Prep  
 Bats/Throws ----- Right/Right



Ready to resume starting role at third base for a third year and candidate to bat in the clean-up spot ... Improved his performance in the weight room, according to the coaching staff, which should make a difference endurance- and productivity-wise ... **2010:** Second-team all-conference award winner, thanks to a late-season tear that saw his batting average jump from .266 on April 10 to .360, fourth-highest on the team for the second year in a row ... Started 36 games at third base, and recorded 23 runs scored, five doubles, one triple, and 33 RBI offensively ... Also reached base 20 other times (8 walks, 12 HBP's) for a .439 on-base percentage ... Safely hit in all three of the NCAC Tournament games, going 4-for-13 overall (.308) ... Went 3-for-4 with two RBI in game played at the Cleveland Indians' Progressive Field vs. Case Western Reserve (April 21) ... **2009:** Received honorable mention on the All-NCAC Team as a freshman ... Initially recruited as a catcher, and after seeing limited action in March, settled in as the regular third baseman (18 starts) ... Also started at DH (six games), first base (four games), and right field (two games) ... Wound up as the Scots' fourth-leading hitter with a .387 average ... Delivered 24 RBI and scored 19 runs ... Selected to the all-tournament team at the NCAA Div. III Baseball Championships after batting .423 (11-for-26) with three runs, a double, and five RBI over the six-game finals ... Also all-tourney during the NCAC Tournament when he hit .444 (8-for-18) with four runs and nine RBI ... Three of his extra-base hits on the season came during a 4-for-6, 5-RBI effort against Wabash (May 2) in game two of the teams' NCAC semifinal series (May 2) ... Went 2-for-5 and knocked in one vs. Case Western Reserve (April 16) when the teams played at Progressive Field ... **Prior to Wooster:** Twice all-district and three-time member of the all-Central Catholic League Team, including first-team honors as a junior and senior at St. Charles Prep ... Accumulated a .334 career batting average and 67 RBI with the Cardinals ... Also a standout on the gridiron, throwing for 3,030 career yards and rushing for 1,018 while totaling 24 touchdowns (15 passing, nine rushing) ... Team MVP in both baseball and football as a senior ... **Personal:** Born Sept. 13, 1989 ... Son of Jeff and Cindy Vesco ... Majoring in communication studies with a minor in physical education.

## Notes

- Has safely reached base in 59 of 66 career starts, including 27 multi-hit games
- Tied for ninth in the conference in RBI in 2010
- Career .314 average (16-for-51) with four runs scored, a double, and eight RBI at the NCAA Div. III Championships, highlighted by .341 (15-for-44) with three runs, the double, and eight RBI during 2009
- 11-game hit streak occurred from April 10, 2010, to April 22, 2010
- Established career highs in both hits and RBI during a 4-for-6, 5-RBI effort as he doubled twice and homered once against Wabash May 2, 2009
- Career .469 hitter against left-handed pitching (23-for-49) and .417 (40-for-96) with runners in scoring position

## Career Statistics

YEAR	AVG	GP-GS	AB	R	H	2B	3B	HR	RBI	TB	SLG%	BB	HBP	SO	GDP	OB%	SF	SH	SB-ATT	PO	A	E	FLD%
2009	.387	40-30	111	19	43	5	0	1	24	51	.459	11	3	6	4	.456	0	0	2-4	53	31	5	.944
2010	.360	41-36	125	23	45	5	1	0	33	52	.416	8	12	16	1	.439	3	0	2-2	15	40	5	.917
<b>Total</b>	<b>.373</b>	<b>81-66</b>	<b>236</b>	<b>42</b>	<b>88</b>	<b>10</b>	<b>1</b>	<b>1</b>	<b>57</b>	<b>103</b>	<b>.436</b>	<b>19</b>	<b>15</b>	<b>22</b>	<b>5</b>	<b>.447</b>	<b>3</b>	<b>0</b>	<b>4-6</b>	<b>68</b>	<b>71</b>	<b>10</b>	<b>.933</b>

# TOP RETURNÉES



## Michael Wellstead

Class ----- Sophomore  
 Position ----- Outfield  
 Height ----- 6'5"  
 Weight ----- 175  
 Hometown ----- Lancaster, Ohio  
 High School ----- Fisher Catholic  
 Bats/Throws ----- Right/Right

Likely starter in right field again, but could move over to center, if necessary ... May move up the batting order to No. 5 or even leadoff with improved consistency ... One of the fastest players on the team and possesses a deceptively strong arm, according to the coaching staff ... **2010:** Worked his way into the starting position at right field as a freshman ... Started 27 times with nine additional appearances, and batted .263 overall with five doubles, two triples, and 13 RBI ... Also walked 16 times, part of a .374 on-base percentage ... Scored 25 runs and stole a pair of bases ... Went 2-for-2 with three successful sacrifices vs. Denison (April 30) during the Scots' second game of the NCAC Tournament ... Had a pair of hits in four at bats during game played at the Cleveland Indians' Progressive Field vs. Case Western Reserve (April 21) ... **Prior to Wooster:** District 11 Player of the Year (division IV) as a senior at Fisher Catholic High School ... Two-time first-team all-district and all-league honoree in baseball, and also earned those honors in basketball his senior year ... Compiled a career batting average of .431 and 14 homers with the Irish, highlighted by .500 and 10 homers during 2009 ... Lettered three times in baseball, twice in basketball, and once each in football and golf ... **Personal:** Born on Sept. 18, 1990 ... Son of Walter and Julie Wellstead ... Majoring in computer science.



## Notes

- Safely reached base in 24 of 27 starts with five multi-hit games
- Established what is believed to be a school record with three sacrifice hits in a game vs. Denison on April 30, 2010
- Went 1-for-6 and walked once during the 2010 NCAA Div. III Championships
- Career-high three hits and three RBI came in the same game at Oberlin April 18, 2010, and also walked three times in a game twice
- Batted .400 against left handers (6-for-15) and reached base half the time when leading off an inning (8-for-16)

## Career Statistics

YEAR	AVG	GP-GS	AB	R	H	2B	3B	HR	RBI	TB	SLG%	BB	HBP	SO	GDP	OB%	SF	SH	SB-ATT	PO	A	E	FLD%
2010	.263	36-27	95	25	25	5	2	0	13	34	.358	16	2	20	1	.374	2	4	2-5	41	1	4	.913
Total	.263	36-27	95	25	25	5	2	0	13	34	.358	16	2	20	1	.374	2	4	2-5	41	1	4	.913

# TOP RETURNEES



## Derek Wyman

Class ----- Senior  
 Position ----- Infield  
 Height ----- 6'0"  
 Weight ----- 195  
 Hometown ----- Marysville, Ohio  
 High School ----- Marysville  
 Bats/Throws ----- Right/Right

Will provide leadership as a team tri-captain and likely to see the most action of his career ... Candidate for the starting position at second base and also versatile enough to play first or third base ... Could bat No. 2 due to being a good bunter ... **2010:** Played in 25 games with 10 starts – seven at third base and three at second base ... Batted an even .200 with 11 runs scored, a homer, and seven RBI ... Appeared twice during the conference tournament (April 30-May 1) as a defensive replacement and pinch hitter ... Had an RBI base knock in game played at Cleveland Indians' Progressive Field vs. Case Western Reserve (April 21) ... Went 2-for-2 with a solo homer and also was hit by a pitch vs. Kenyon (March 18) ... **2009:** Started 17 times – nine at second and eight at third – and appeared in 21 other games ... Batted .232 overall with 21 runs, three doubles, a homer, and 10 RBI ... Played in six of the NCAA Div. III Baseball Championships games, including the national championship ... Went 3-for-4 with two doubles against Wabash (May 2) in game two of the teams' NCAC Tournament semifinal series ... Connected on a three-run homer as part of a four-RBI outing at Hiram (April 4) ... Delivered a two-out, game-winning single during the bottom of the 11th of an 11-10 victory over rival Marietta (April 1) ... Was 6-for-14 (.429) against left-handed pitchers ... **2008:** Entered six games as a pinch hitter and/or second baseman ... Walked twice and scored two runs vs. Stevens Institute (March 16) ... Singled in his first collegiate at bat and eventually scored vs. Fontbonne (March 15) ... **Prior to Wooster:** Transferred after one semester at Ashland University ... Two-time honorable mention all-district and two-time all-Ohio Capital Conference, highlighted by first-team honors as a senior, at Marysville High School ... Totaled four varsity letters – three in baseball and one in football ... **Personal:** Born Jan. 26, 1989 ... Son of Michael and Susan Wyman ... Majoring in mathematics with a minor in education.



## Notes

- Reached base successfully in 19 of 27 career starts
- Entered six NCAA Div. III Baseball Championship games as a defensive replacement in 2009, including the national championship when he promptly recorded a successful assist
- Career-high three hits, including two doubles, came against Wabash in conference tournament semifinal series May 2, 2009
- Career-high four RBI at Hiram April 4, 2009, was keyed by three-run home run, and second homer was a solo shot during 2-for-2 outing versus Kenyon March 19, 2010
- Has batted 8-for-19 (.421) against left-handed pitching and is 7-for-15 (.467) as a pinch hitter the last two seasons

## Career Statistics

YEAR	AVG	GP-GS	AB	R	H	2B	3B	HR	RBI	TB	SLG%	BB	HBP	SO	GDP	OB%	SF	SH	SB-ATT	PO	A	E	FLD%
2008	.250	6-0	4	3	1	0	0	0	0	1	.250	2	0	2	0	.500	0	0	0-0	2	1	0	1.000
2009	.232	38-17	69	21	16	3	0	1	10	22	.319	5	2	9	2	.299	1	1	1-1	19	49	5	.932
2010	.200	25-10	40	11	8	0	0	1	7	11	.275	8	4	8	0	.385	0	1	0-1	11	23	5	.872
<b>Total</b>	<b>.221</b>	<b>69-27</b>	<b>113</b>	<b>35</b>	<b>25</b>	<b>3</b>	<b>0</b>	<b>2</b>	<b>17</b>	<b>34</b>	<b>.301</b>	<b>15</b>	<b>6</b>	<b>19</b>	<b>2</b>	<b>.341</b>	<b>1</b>	<b>2</b>	<b>1-2</b>	<b>32</b>	<b>73</b>	<b>10</b>	<b>.913</b>

# OTHER RETURNING LETTERWINNERS



## Kyle Cunningham-Rhoads

Class ----- Junior  
 Position ----- Pitcher  
 Height ----- 6'4"  
 Weight ----- 205  
 Hometown ----- Kalamazoo, Mich.  
 High School ----- Kalamazoo Central  
 Bats/Throws ----- Right/Right

Coaching staff would like to give him a look, if he can stay healthy, as he has pretty good stuff ... Likely will receive innings as a middle reliever ... Has significantly improved strength since joining the program and possesses an excellent change-up ... **2010:** Entered one game during the spring break trip, pitching 0.2 innings vs. nationally-ranked Kean (March 15) ... **2009:** Saw limited time as a freshman due in part to arm injuries ... Pitched three times, highlighted by 2.2 scoreless innings of work vs. nationally-ranked Wis.-Whitewater (March 19) ... Struck out three and yielded just one hit in that appearance ... **Prior to Wooster:** Two-time all-league selection at Kalamazoo Central High School ... Also picked up all-region status as a senior when he went 6-2 with a 2.14 ERA for the Giants ... Four-year letterwinner in swimming as well ... **Personal:** Born Oct. 25, 1990 ... Son of Russell Rhoads and Kiran Cunningham ... Majoring in mathematics.

### Career Statistics

YEAR	G	GS	CG	W-L	SV	IP	H	ER	BB	SO	ERA
2009	3	0	0	0-0	0	4.0	7	5	2	4	11.25
2010	1	0	0	0-0	0	0.2	3	1	1	1	13.50
<b>Total</b>	<b>4</b>	<b>0</b>	<b>0</b>	<b>0-0</b>	<b>0</b>	<b>4.2</b>	<b>10</b>	<b>6</b>	<b>3</b>	<b>5</b>	<b>11.57</b>



## Colin Meinzer

Class ----- Junior  
 Position ----- Catcher/Infield  
 Height ----- 6'5"  
 Weight ----- 230  
 Hometown ----- Toledo, Ohio  
 High School ----- Central Catholic  
 Bats/Throws ----- Right/Right

Will see regular action, possibly in different roles, as he's expected to be an asset behind the plate while also serving as the team's best defensive first baseman ... Also continuing to work on consistency and power at the plate ... **2010:** Primarily saw duty at first base, playing 22 games (six starts) while backing up two-time all-region standout Matt Groezinger ... Two of five hits were for extra bases, including a homer vs. Kenyon (March 19), and delivered six RBI in all ... Also made five pitching appearances, compiling a 7.36 ERA in 3.2 innings while not factoring in a decision ... **2009:** Regular starter at first base through the month of March as a freshman and ended up with a .229 average, 13 runs, six doubles, four homers, and 24 RBI on the season ... Hit an RBI single during his lone at bat of the NCAA Div. III Baseball Championships vs. Kean (May 23) ... Singled, doubled, and homered, and drove in five vs. Allegheny (March 20) ... Belted a two-out grand slam during the fifth game of his career to help Wooster get past Ohio Wesleyan 6-5 (March 10) ... **Prior to Wooster:** Two-time all-city league at Toledo Central Catholic High School ... Helped the Fighting Irish to the city championship as a senior when he batted .300 with two homers and 24 RBI while also posting a 5-2 pitching record ... Hit .285 with four dingers and 20 RBI, to go with a 3-2 mark on the mound in 2007 ... Performed 100-plus hours of community service during high school ... **Personal:** Born April 28, 1990 ... Son of Craig and Cindy Meinzer ... Majoring in communication studies with a minor in physical education.

### Career Statistics

YEAR	G	AB	R	H	2B	3B	HR	RBI	AVG	SO	BB	SB
2009	38	96	13	22	6	0	4	24	.229	23	7	0-0
2010	22	28	4	5	1	0	1	6	.179	8	2	0-0
<b>Total</b>	<b>60</b>	<b>124</b>	<b>17</b>	<b>27</b>	<b>7</b>	<b>0</b>	<b>5</b>	<b>30</b>	<b>.218</b>	<b>31</b>	<b>9</b>	<b>0-0</b>

# OTHER RETURNING LETTERWINNERS



## Ryan Miner

Class ----- Sophomore  
 Position ----- Outfield  
 Height ----- 5'11"  
 Weight ----- 170  
 Hometown ----- Birmingham, Mich.  
 High School ----- Seaholm  
 Bats/Throws ----- Right/Right

Is in contention for the starting position at centerfield ... Extremely fast, according to the coaching staff, and if he can show improvement at the plate, then could be a regular in the lineup ... Also a placekicker for the Fighting Scots' football team, serving as a kickoff specialist his first two seasons ... **2010:** Played in 22 games (two starts), primarily serving as a pinch runner and outfielder ... Performed well during limited duty with a .263 batting average (5-for-19), one double, and three RBI ... Scored eight runs and stole five bases in as many attempts ... Pinch ran in both of the Scots' NCAA regional games and also did once during the NCAC Tournament, scoring a run in the latter ... **Prior to Wooster:** Batted .442 his senior season, leading Birmingham Seaholm High School to a league championship ... Earned all-league recognition that year and hit .330 as a junior ... Two-year varsity letterwinner in both baseball and football with the Maples ... **Personal:** Born on March 7, 1991 ... Son of Craig and Cindy Miner ... Majoring in communication studies.

### Career Statistics

YEAR	G	AB	R	H	2B	3B	HR	RBI	AVG	SO	BB	SB
2010	22	19	8	5	1	0	0	3	.263	4	1	5-5
<b>Total</b>	<b>22</b>	<b>19</b>	<b>8</b>	<b>5</b>	<b>1</b>	<b>0</b>	<b>0</b>	<b>3</b>	<b>.263</b>	<b>4</b>	<b>1</b>	<b>5-5</b>



## Johnathan Ray


Class ----- Sophomore  
 Position ----- Outfield  
 Height ----- 6'0"  
 Weight ----- 215  
 Hometown ----- Columbus, Ohio  
 High School ----- Grandview Heights  
 Bats/Throws ----- Right/Right

Talented offensive player, according to the coaching staff, who should see regular at bats as an outfielder or designated hitter ... Defensively, transitioning to left field from catcher/third base ... **2010:** Entered nine games as a pinch hitter or catcher/outfielder ... Recorded one hit, coming vs. Kenyon (March 18), in seven at bats ... Also had one of his two RBI in that Kenyon game ... **Prior to Wooster:** Named to the All-Ohio First Team for Division III and the Player of the Year in the Mid-State League as a senior at Grandview Heights High School ... Four-time all-MSL selection during his baseball career with the Bobcats, while leading them to league championships in 2008 and 2009 ... Totaled 11 varsity letters – four in baseball and basketball, two in football, and one in soccer ... **Personal:** Born June 18, 1990 ... Is the son of David and Cheryl Ray ... Majoring in history with a minor in education.

### Career Statistics

YEAR	G	AB	R	H	2B	3B	HR	RBI	AVG	SO	BB	SB
2010	9	7	1	1	0	0	0	2	.143	3	0	0-0
<b>Total</b>	<b>9</b>	<b>7</b>	<b>1</b>	<b>1</b>	<b>0</b>	<b>0</b>	<b>0</b>	<b>2</b>	<b>.143</b>	<b>3</b>	<b>0</b>	<b>0-0</b>

# OTHER RETURNING LETTERWINNERS




## Josh Stidham

Class ----- Junior  
 Position ----- Pitcher  
 Height ----- 6'7"  
 Weight ----- 230  
 Hometown ----- Monclova, Ohio  
 High School ----- Anthony Wayne  
 Bats/Throws ----- Right/Right

Expected to have a breakout season by the coaching staff, having improved his strength and durability to go with great size ... Throws a fastball, change-up, breaking ball, and slider, and continuing to work on improving command ... **2010:** Started four games and was a reliever in five others, producing a 1.95 ERA and 21 strikeouts over 27.2 innings ... Won lone decision, coming vs. perennial power Carthage (March 8), when he threw two scoreless frames of middle relief ... Tossed a scoreless inning at the NCAC tourney vs. Denison (April 30) ... Went a career-high 7.0 innings during a no decision at Muskingum (April 15) and struck out a career-high six vs. Skidmore (March 16) ... **2009:** Appeared in seven games (6.1 innings), producing a 9.95 ERA without a win or loss ... Threw a scoreless inning vs. Case Western Reserve (April 16) during a game played at the Cleveland Indians' Progressive Field ... Struck out four on the season, including two in an inning of work vs. rival Allegheny (March 20) ... **Prior to Wooster:** Collected second-team all-state recognition as a senior at Anthony Wayne High School when he went 8-3 with a 1.90 ERA ... Three-time selection on the All-Northern Lakes League Team ... Compiled an 18-5 record on the mound during his career with the Generals ... **Personal:** Born July 14, 1990 ... Son of Clayton and Becky Stidham ... Majoring in mathematics.

### Career Statistics

YEAR	G	GS	CG	W-L	SV	IP	H	ER	BB	SO	ERA
2009	7	0	0	0-0	0	6.1	14	7	4	4	9.95
2010	9	4	0	1-0	0	27.2	24	6	9	21	1.95
<b>Total</b>	<b>16</b>	<b>4</b>	<b>0</b>	<b>1-0</b>	<b>0</b>	<b>34.0</b>	<b>38</b>	<b>13</b>	<b>13</b>	<b>25</b>	<b>3.44</b>



## Keenan White

Class ----- Sophomore  
 Position ----- Pitcher  
 Height ----- 6'4"  
 Weight ----- 210  
 Hometown ----- Dublin, Ohio  
 High School ----- Dublin Coffman  
 Bats/Throws ----- Right/Left

Talented lefty who could be utilized in a variety of roles ... Has worked hard on improving breaking ball to go with outstanding change-up and fastball ... Also developed a really good pickoff move, according to the coaching staff ... **2010:** Made 15 appearances with two starts on the mound as a freshman, registering a 2-0 record, 6.15 ERA, and 20 strikeouts over 26.1 innings ... Pitched 2.2 innings of middle relief in an NCAA regional game (May 19), and picked up the title-clinching win in a similar role (1.1 innings) during the Scots' third game of the NCAC Tournament (May 1) ... Struck out season-high three against Denison (April 22), and in other start, went season-high six innings vs. Becker (March 16) ... **Prior to Wooster:** Posted a 23-8 record during his pitching career at Dublin Coffman High School ... Ohio Capital Conference Pitcher of the Year as a senior when he registered a 2.30 ERA and 41 strikeouts over 48.2 innings ... Also all-league in football in 2008 ... Five-time varsity letterwinner with the Shamrocks, three in baseball and two in football ... **Personal:** Born April 11, 1991 ... Is the son of Todd and Lisa White ... Majoring in business economics.

### Career Statistics

YEAR	G	GS	CG	W-L	SV	IP	H	ER	BB	SO	ERA
2010	15	2	0	2-0	0	26.1	37	18	16	20	6.15
<b>Total</b>	<b>15</b>	<b>2</b>	<b>0</b>	<b>2-0</b>	<b>0</b>	<b>26.1</b>	<b>37</b>	<b>18</b>	<b>16</b>	<b>20</b>	<b>6.15</b>


# NEWCOMERS



## Doug Chapman

Class ----- Freshman  
 Position ----- Pitcher  
 Height ----- 6'3"  
 Weight ----- 230  
 Hometown ----- Athens, Ohio  
 High School ----- Athens  
 Bats/Throws ----- Right/Right

Hard-throwing right-hander may get some innings right away, according to the coaching staff ... **Prior to Wooster:** Two-time all-district and all-league selection, while helping Athens High School to back-to-back league championships (2009-10) ... Lettered four times in baseball and three in football for the Bulldogs ... **Personal:** Born on Nov. 5, 1991 ... Is the son of Keith and Laura Chapman ... Undecided on a major.



## Billy Farrow

Class ----- Freshman  
 Position ----- Infield  
 Height ----- 6'3"  
 Weight ----- 210  
 Hometown ----- Evanston, Ill.  
 High School ----- Evanston Township  
 Bats/Throws ----- Right/Right

Possesses the size and skills to be a prototypical first baseman ... Already very good defensively, according to the coaching staff, and should be able to grow into an excellent offensive player ... **Prior to Wooster:** Was an all-area and all-conference selection as a junior at Evanston Township High School ... Team captain for the Wildkits, who went 18-10 during 2010 ... Varsity letterwinner in four different sports, earning four in baseball, two in basketball, and one each in wrestling and golf ... **Personal:** Was born on Jan. 5, 1992 ... Son of William and Sandra Farrow III ... Plans on majoring in business economics.



## Craig Day

Class ----- Freshman  
 Position ----- Infield  
 Height ----- 5'10"  
 Weight ----- 190  
 Hometown ----- Holmesville, Ohio  
 High School ----- Waynedale  
 Bats/Throws ----- Right/Right

Competing for a starting role at second base, and could see time at designated hitter as well ... Is further along than most freshmen and a very talented offensive player, according to the coaching staff, and one of the strongest on the team already ... **Prior to Wooster:** Selected to the All-Wayne County Athletic League First Team as both a junior and senior when he batted .490 and .378, respectively, at nearby Waynedale High School ... Four-year letterwinner in baseball for the Golden Bears ... **Personal:** Born June 4, 1991 ... Son of Rick and Lori Day ... Plans to major in biology.



## Matt Felvey

Class ----- Freshman  
 Position ----- Infield  
 Height ----- 6'5"  
 Weight ----- 175  
 Hometown ----- Evanston, Ill.  
 High School ----- Evanston Township  
 Bats/Throws ----- Left/Right

Very talented prospect at shortstop, according to the coaching staff ... Solid defensively plus left-handed bat should result in some opportunities on the field this season ... With increased strength, could become a leading player in the future ... **Prior to Wooster:** Overcame an ACL tear and started for two years on the baseball team at Evanston Township High School ... **Personal:** Born on Sept. 23, 1991 ... Is the son of Michael and Marla Felvey ... Undecided on a major.




## Brett DeWester

Class ----- Freshman  
 Position ----- Pitcher  
 Height ----- 5'10"  
 Weight ----- 210  
 Hometown ----- Indianapolis, Ind.  
 High School ----- Tipton  
 Bats/Throws ----- Right/Right

Will likely provide depth for the Scots' talented pitching staff this season ... **Prior to Wooster:** Twice an all-conference selection at Tipton High School ... Named the Blue Devils' most valuable pitcher his junior and senior seasons after coming back from a torn ligament in his elbow ... Lettered four times in baseball and twice in football ... **Personal:** Born on Nov. 29, 1991 ... Is the son of Gary and Kim DeWester ... Plans on majoring in history.

# NEWCOMERS



## Shane Gallagher

Class ----- Freshman  
 Position ----- Outfield  
 Height ----- 5'11"  
 Weight ----- 190  
 Hometown ----- Sarver, Pa.  
 High School ----- Freeport Area  
 Bats/Throws ----- Left/Right

Provides the Scots another left-handed option at the plate ... Pretty good offensively, according to the coaching staff, and brings good depth to the outfield ... **Prior to Wooster:** Second-team all-conference award winner in baseball at Freeport Area High School ... Twice all-conference in hockey and lettered all four years in that sport for the Yellow Jackets ... **Personal:** Born Oct. 16, 1991 ... Son of Sharyn Gallagher and Gary Gallagher ... Is undecided on a major.



## Mark Jackson

Class ----- Freshman  
 Position ----- Infield  
 Height ----- 6'3"  
 Weight ----- 240  
 Hometown ----- Wexford, Pa.  
 High School ----- North Allegheny  
 Bats/Throws ----- Right/Right

Has the talent to make an immediate impact, according to the coaching staff ... Is a candidate to earn the designated hitter role ... Powerful swing and labeled a future clean-up hitter ... **Prior to Wooster:** Earned all-section honors after batting .450 with 10 extra-base hits (8 doubles, 2 home runs) and 27 RBI as a senior at North Allegheny High School ... Helped the Tigers to back-to-back sectional titles as well as the 2009 WPIAL championship ... Lettered in both baseball and golf ... **Personal:** Born on Jan. 14, 1992 ... Son of Jim and Linda Jackson ... Plans on majoring in communication studies.



## Steve Hagen

Class ----- Freshman  
 Position ----- Pitcher  
 Height ----- 5'10"  
 Weight ----- 160  
 Hometown ----- Brecksville, Ohio  
 High School ----- Brecksville-Broadview Heights  
 Bats/Throws ----- Right/Right


Has the potential to make an immediate impact on the staff, possibly as a late-game reliever ... Coming off a really good fall, according to the coaching staff ... Throws hard for his size and possesses an excellent breaking ball ... **Prior to Wooster:** All-conference standout in both baseball and basketball as a senior at Brecksville-Broadview Heights High School ... Helped lead the Bees to three Southwest Conference titles in baseball (2008-10) ... **Personal:** Born on May 25, 1992 ... Is the son of Daniel and Lynn Hagen ... Plans to major in mathematics.



## Zach Jergan

Class ----- Freshman  
 Position ----- Outfield  
 Height ----- 6'0"  
 Weight ----- 180  
 Hometown ----- Wexford, Pa.  
 High School ----- North Allegheny  
 Bats/Throws ----- Right/Right

Candidate to earn the starting centerfield position ... Described as a good overall player and potential leadoff hitter by the coaching staff ... **Prior to Wooster:** Was a perfect 22-for-22 in stolen base attempts and the 2010 team's centerfielder at North Allegheny High School, helping the Tigers to a 22-4 record and WPIAL runner-up finish ... Also a soccer standout, recording 12 goals and 16 assists during three varsity seasons ... **Personal:** Born Dec. 8, 1991 ... Is the son of Zeljko and Cynthia Jergan ... Plans on majoring in business economics.



## Jon Huisel

Class ----- Freshman  
 Position ----- Pitcher  
 Height ----- 6'5"  
 Weight ----- 230  
 Hometown ----- Gurnee, Ill.  
 High School ----- Carmel Catholic  
 Bats/Throws ----- Right/Right

Possesses good size and potentially a good contributor in the future, according to the coaching staff ... **Prior to Wooster:** Went 6-1 with a 2.10 ERA while leading Carmel Catholic High School to a conference championship his senior year ... Tied for the fourth-fewest walks allowed in a season in Illinois state history as a junior ... Also started three seasons for the Corsairs' basketball team, earning a pair of all-area mentions ... Performed over 200 hours of community service during high school ... **Personal:** Born Oct. 24, 1991 ... Is the son of James and Rose Huisel ... Intends on majoring in business economics.


# NEWCOMERS



## Zach Klein

Class ————— Freshman  
 Position ————— Infield / Pitcher  
 Height ————— 5'8"  
 Weight ————— 195  
 Hometown ————— Pittsburgh, Pa.  
 High School ————— Plum  
 Bats/Throws ————— Right/Right


Will likely back up all-conference third baseman Zack Vesco this spring, but should see regular action due to his defensive skills ... Also may get some innings as a late-game pitcher ... **Prior to Wooster:** Received all-section recognition after compiling a .400 batting average and a 1.11 ERA (56.1 innings) during his senior season at Plum High School ... Three-year letterwinner for the Mustangs, including 2008 when they were WPIAL runner-ups ... **Personal:** Born Dec. 15, 1991 ... Son of Stephen and Shari Klein ... Is undecided on a major.



## Zac Mathie

Class ————— Freshman  
 Position ————— Outfield  
 Height ————— 6'2"  
 Weight ————— 210  
 Hometown ————— Millersburg, Ohio  
 High School ————— West Holmes  
 Bats/Throws ————— Left/Right


Possible starter right away in left field ... Labeled by the coaching staff as a really talented player with good speed and pop in the bat, and a future No. 3 hole hitter for the team ... **Prior to Wooster:** Missed senior season at West Holmes High School due to surgery ... All-conference as a junior (first-team) and sophomore (third-team), while handling the shortstop position for the Knights ... Also played quarterback as a three-year letterwinner in football ... **Personal:** Born Nov. 11, 1991 ... Is the son of Daniel and Kimberly Mathie ... Undecided on a major.



## Kyle Koski

Class ————— Freshman  
 Position ————— Outfield  
 Height ————— 6'0"  
 Weight ————— 185  
 Hometown ————— Highland Hts., Ohio  
 High School ————— Mayfield  
 Bats/Throws ————— Right/Right


Possesses some snap in the bat, according to the coaching staff, and in contention for action in right field ... **Prior to Wooster:** Garnered all-league honors his senior year at Mayfield High School ... Totaled eight varsity letters in three sports – baseball (2), basketball (3), and soccer (3) ... **Personal:** Born June 5, 1992 ... Is the son of David and Diane Koski ... Plans on being a chemistry major and then going on to dental school.



## Jake Mays

Class ————— Sophomore  
 Position ————— Pitcher  
 Height ————— 6'8"  
 Weight ————— 210  
 Hometown ————— Tallmadge, Ohio  
 High School ————— Tallmadge  
 Bats/Throws ————— Left/Left

Newcomer to the program who could earn innings on the mound once the Fighting Scots' nationally-ranked basketball season comes to an end ... **Prior to Wooster:** A baseball and basketball standout at Tallmadge High School ... Received honorable mention on the all-state team for basketball after averaging 17.5 points, 12.0 rebounds, and 4.0 blocked shots in 2008-09 ... Played in the 2003 Little League World Series ... **Personal:** Born Feb. 22, 1991 ... Is the son of Michael and Barbara Mays ... Majoring in business economics.




## Jarrold Mancine

Class ————— Freshman  
 Position ————— Infield  
 Height ————— 5'11"  
 Weight ————— 175  
 Hometown ————— Freeport, Pa.  
 High School ————— Freeport Area  
 Bats/Throws ————— Right/Right

Possesses good speed and will be in the mix at second base, despite coming off of arm surgery ... Also could develop into an outfielder ... **Prior to Wooster:** Two-time Valley News Dispatch all-star while at Freeport Area High School ... Batted .440 with 25 RBI as a senior for the Yellow Jackets, and .500 with 22 runs scored as a junior ... Three-year letterwinner in baseball and also competed in football and soccer ... **Personal:** Born on Sept. 6, 1991 ... Son of Anthony and Linda Mancine ... Has not declared a major.

# NEWCOMERS



## Andrew Mercer

Class ----- Freshman  
 Position ----- Pitcher  
 Height ----- 5'10"  
 Weight ----- 200  
 Hometown ----- Hudson, Ohio  
 High School ----- Hudson  
 Bats/Throws ----- Left/Left


Has the potential to be pretty good down the line, according to the coaching staff, and could see spot duty this season as one of the staff's few southpaws ... **Prior to Wooster:** Picked up all-conference honors as a senior pitcher at Hudson High School when the Explorers went 20-8 overall ... Lettered twice in baseball ... **Personal:** Born on March 29, 1992 ... Son of Andy and Sandy Mercer ... Undecided on a major.



## Mike Ries

Class ----- Freshman  
 Position ----- Outfield  
 Height ----- 5'7"  
 Weight ----- 175  
 Hometown ----- Streetsboro, Ohio  
 High School ----- Field  
 Bats/Throws ----- Right/Right


Had a really good fall hitting the ball, playing his way into consideration, according to the coaching staff ... **Prior to Wooster:** Three-time all-league selection in baseball at Field High School, including first-team status as a senior ... Hit .390 with five home runs over his career with the Falcons, and was twice a second-team all-league award winner in football ... **Personal:** Born May 25, 1992 ... Is the son of Jennifer Lescsak and Michael Ries ... Majoring in mathematics.



## Eric Petry

Class ----- Freshman  
 Position ----- Pitcher  
 Height ----- 6'5"  
 Weight ----- 185  
 Hometown ----- Worthington, Ohio  
 High School ----- Thomas Worthington  
 Bats/Throws ----- Right/Right


Endured arm surgery and is working his way back ... **Prior to Wooster:** Standout high school career, capped by honorable mention on the all-state team as a senior at Thomas Worthington ... Twice earned second-team all-district and first-team all-conference honors with the Cardinals ... **Personal:** Born on Sept. 2, 1991 ... Is the son of Ed and Martha Petry ... Plans on majoring in international relations.



## Jon Rothman

Class ----- Freshman  
 Position ----- Pitcher/Catcher  
 Height ----- 6'3"  
 Weight ----- 210  
 Hometown ----- St. Louis, Mo.  
 High School ----- Whitfield School  
 Bats/Throws ----- Right/Right

May bounce back and forth between catcher and pitcher before the coaching staff can figure out his ideal position ... **Prior to Wooster:** Was the Whitfield School's Pitcher of the Year as a junior and senior ... Also co-captain of the Warriors' team in 2010 ... Lettered all four seasons in baseball and once in basketball ... **Personal:** Born Feb. 22, 1992 ... Son of Dr. Steven Rothman and Dr. Lynne Kipnis ... Undecided on a major.



## Eddie Reese

Class ----- Freshman  
 Position ----- Infield  
 Height ----- 6'0"  
 Weight ----- 180  
 Hometown ----- Canfield, Ohio  
 High School ----- Cardinal Mooney  
 Bats/Throws ----- Right/Right

Middle infielder who is flexible enough to play multiple positions well and very athletic ... **Prior to Wooster:** Batted .400 with five home runs and 21 triples over two years at Cardinal Mooney High School ... Quarterback for Cardinals' perennial power football program, helping team to two state championships and receiving a pair of all-conference honors ... Totaled nine varsity letters - three in football and two each in baseball, basketball, and tennis ... **Personal:** Born May 17, 1991 ... Son of Ed and Diane Reese ... Intends on majoring in business economics.


# NEWCOMERS



## Zac Sessa

Class ————— Freshman  
 Position ————— Pitcher  
 Height ————— 5'10"  
 Weight ————— 165  
 Hometown ————— Butler, Pa.  
 High School ————— Butler  
 Bats/Throws ————— Left/Right

Has the potential to be one of the top-two left-handed pitchers on the squad, which would certainly get him some work as a freshman ... Possesses great control, according to the coaching staff ... **Prior to Wooster:** Accumulated a 7-5 record, 2.90 ERA, and 43 strikeouts during junior and senior seasons at Butler High School ... Also competed in golf for the Golden Tornado ... **Personal:** Born Jan. 8, 1992 ... Is the son of Michael and Lori Sessa ... Plans on majoring in mathematics with a minor in Russian.



## Zach Stein

Class ————— Freshman  
 Position ————— Catcher  
 Height ————— 5'8"  
 Weight ————— 165  
 Hometown ————— Wexford, Pa.  
 High School ————— North Allegheny  
 Bats/Throws ————— Right/Right


An excellent defensive catcher, according to the coaching staff, and working on growing offensively ... **Prior to Wooster:** Part of a North Allegheny High School baseball team that finished as 2010 runner-up in the WPIAL ... Also a three-year letterwinner in wrestling for the Tigers ... **Personal:** Born Feb. 13, 1992 ... Is the son of Jeffrey and Lindsey Stein ... Has not declared a major.



## Cal Thomay

Class ————— Freshman  
 Position ————— Infield  
 Height ————— 6'3"  
 Weight ————— 200  
 Hometown ————— Middleburg Hts., Ohio  
 High School ————— Lutheran West  
 Bats/Throws ————— Right/Right

Excels defensively at third base and possesses the size to improve his offensive strength, according to the coaching staff ... **Prior to Wooster:** First-team all-state and also on the Academic All-Ohio Team as a senior at Lutheran High School West ... Batted .490 with 35 doubles and 35 RBI during 2010, and piled up 80 doubles and 120 RBI over his four-year career with the Longhorns ... Four-time all-conference selection, including first-team recognition from 2008-10 ... Also a three-year letterwinner in basketball ... **Personal:** Born on Nov. 8, 1991 ... Son of Mark and Joan Thomay ... Plans on majoring in mathematics.



## Zac Washinski

Class ————— Freshman  
 Position ————— Pitcher  
 Height ————— 6'2"  
 Weight ————— 205  
 Hometown ————— Prosperity, Pa.  
 High School ————— Bishop Canevin  
 Bats/Throws ————— Right/Right

One of top first-year pitching prospects who could see some action this spring and possibly develop into a top-tier starter ... Possesses real long arms and the potential to really blossom in the weight room, according to the coaching staff ... **Prior to Wooster:** Part of Bishop Canevin High School's WPIAL runner-up team during the 2008 season, and proceeded to have a standout pitching career for the Crusaders ... Also excelled in bowling, reaching the individual state playoffs in that sport, and was a member of the golf team ... **Personal:** Born Dec. 26, 1991 ... Son of Harry and Cindy Washinski ... Undecided on a major.

# THE NORTH COAST ATHLETIC CONFERENCE

Founded in 1983, the North Coast Athletic Conference is dedicated to fostering a complementary relationship between intercollegiate athletics and the pursuit of academic excellence. Consisting of nine academically selective colleges and universities in Ohio, Indiana, and Pennsylvania — Allegheny College, Denison University, Hiram College, Kenyon College, Oberlin College, Ohio Wesleyan University, Wabash College, Wittenberg University, and The College of Wooster, in addition to Earlham College as an affiliate member (DePauw University will join the league beginning in 2011) — the NCAC believes that high-level athletic programs need not be sacrificed in order to meet rigid academic standards.


Significantly, all nine NCAC institutions have been granted chapters of Phi Beta Kappa, the preeminent honor society for colleges and universities. Only 276 of the more than 3,000 four-year institutions in the United States have been so honored.

A member of the National Collegiate Athletic Association's Division III, the NCAC features championship competition in 23 sports — 11 for men and 12 for women. The 12 women's sports are among the most offered by any Division III conference, and the equality in number and emphasis between men's and women's athletics is just one of the elements that sets the North Coast apart.

The goals of the Conference express the best aspirations of American amateur athletics. The NCAC brings together a group of institutions which share a common allegiance to academic quality and to the conduct of athletics so as to support the educational purpose. Intercollegiate athletics can and should complement academic life, rather than compete with it, and sports should enhance the experience of students during their college years. This type of academic and athletic commitment has been led by the school presidents, who have taken an active role in the governance of the conference.

Fifty-two teams from all 22 North Coast sports were represented in NCAA post-season competition during the 2009-10 academic year. The NCAC added another NCAA Division III swimming championships as Kenyon claimed the men's title once again. Conference members have accumulated 61 national championships since the league was formed in February of 1983. In the past academic year, 18 NCAA All-America or *ESPN The Magazine*/CoSIDA Academic All-America® certificates were distributed to student-athletes from North Coast schools.

The NCAC's commitment to equity, its broad base of athletic programs, and an unwavering insistence on excellence in academics has served as a model for conferences throughout the country. The North Coast has shown not only that these ideals can coexist, but that they can flourish. The NCAC continues as a pace-setter in the 21st century.



The Scots' Trevor Urban holds the NCAC record for runs scored with 224 from 1996-99.

## Wooster's Record In NCAC Games

OPPONENT	WON	LOST	TIED
Allegheny	59	31	0
Case Western Reserve	31	3	1
Denison	31	6	0
Earlham	14	1	0
Hiram	37	4	0
Kenyon	70	7	0
Oberlin	83	2	0
Ohio Wesleyan	22	25	0
Wabash	0	0	0
Wittenberg	14	14	0
<b>TOTAL</b>	<b>361</b>	<b>93</b>	<b>1</b>

## NCAC Baseball Champions

YEAR	CHAMPION
2010	Wooster
2009	Wooster
2008	Ohio Wesleyan
2007	Ohio Wesleyan
2006	Wooster
2005	Wooster
2004	Wooster
2003	Ohio Wesleyan
2002	Wooster
2001	Ohio Wesleyan
2000	Allegheny
1999	Allegheny
1998	Wooster
1997	Allegheny
1996	Wittenberg
1995	Wooster
1994	Ohio Wesleyan
1993	Allegheny
1992	Ohio Wesleyan
1991	Wooster
1990	Wooster
1989	Ohio Wesleyan
1988	Wooster
1987	Wooster
1986	Ohio Wesleyan
1985	Allegheny / Wooster

# NCAC INDIVIDUAL RECORDS

## SEASON

### HITTING (2 AB/team game)

#### BATTING AVERAGE (min. 100 at bats)

.534 Drew Caravella, Ohio Wesleyan ————— 2002

#### AT BATS

223 Sean Karpen, Wooster ————— 2009

#### RUNS SCORED

79 Trevor Urban, Wooster ————— 1997

#### HITS

97 Sean Karpen, Wooster ————— 2009

#### DOUBLES

25 Travis Snyder, Wooster ————— 1997  
Joe Musgrove, Allegheny ————— 1996

#### TRIPLES

9 Ben Couch, Allegheny ————— 1999

#### HOME RUNS

21 Matt Jackson, Wooster ————— 1997

#### RUNS BATTED IN

89 Drew Caravella, Ohio Wesleyan ————— 2002

#### TOTAL BASES

168 Travis Snyder, Wooster ————— 1997

#### SLUGGING PERCENTAGE

1.045 Mark Senkowitz, Ohio Wesleyan ————— 1992

#### WALKS

54 Mike Milligan, Ohio Wesleyan ————— 1986

#### HIT BY PITCHES

30 Brandon Boesiger, Wooster ————— 2006

#### ON-BASE PERCENTAGE

N/A —————

#### STOLEN BASES

57 Mike Penn, Allegheny ————— 1994

#### SACRIFICE BUNTS

11 Kevin Creehan, Allegheny ————— 1996

#### SACRIFICE FLIES

10 Dave Croci, Wittenberg ————— 1994

### PITCHING (1 IP/team game)

#### ERA

0.96 Dean Peterson, Allegheny ————— 1993

#### WINS

15 Hank Jones, Ohio Wesleyan ————— 1986

#### APPEARANCES

27 Greg Kaiser, Ohio Wesleyan ————— 1991

#### GAMES STARTED

17 Chris Lynn, Kenyon ————— 2004

#### COMPLETE GAMES

11 Mitch Swaggert, Kenyon ————— 2006  
Kevin Tatar, Wittenberg ————— 1990

#### SHUTOUTS

4 Matt Rodgers, Wooster ————— 1995  
Tim Bruzdewicz, Allegheny ————— 1988

#### RELIEF APPEARANCES

26 Mark Miller, Wooster ————— 2008  
Ken Baker, Allegheny ————— 1997

#### SAVES

13 Mark Miller, Wooster ————— 2008

#### INNINGS PITCHED

113.2 Justin McDowell, Wooster ————— 2009

#### FEWEST HITS PER NINE INNINGS

4.73 Graham Wyllie, Allegheny ————— 1995

#### FEWEST WALKS PER NINE INNINGS

0.55 Jason Drum, Denison ————— 1994

#### STRIKEOUTS

119 Tim Bruzdewicz, Allegheny ————— 1988

#### STRIKEOUTS PER NINE INNINGS

14.19 Drew Shamrock, Denison ————— 2007

## CAREER

### HITTING

#### BATTING AVERAGE (min. 250 at bats)

.458 Joe Musgrove, Allegheny ————— 1994-97

#### AT BATS

681 Matt Miller, Wooster ————— 2001-04

#### RUNS SCORED

224 Trevor Urban, Wooster ————— 1996-99

#### HITS

297 Drew Caravella, Ohio Wesleyan ————— 1999-02

#### DOUBLES

66 Rick Sforzo, Wooster ————— 1984-87

#### TRIPLES

22 Jake Calcei, Kenyon ————— 2006-09

#### HOME RUNS

53 Drew Caravella, Ohio Wesleyan ————— 1999-02

#### RUNS BATTED IN

293 Drew Caravella, Ohio Wesleyan ————— 1999-02

#### TOTAL BASES

531 Drew Caravella, Ohio Wesleyan ————— 1999-02

#### SLUGGING PERCENTAGE

.796 Drew Caravella, Ohio Wesleyan ————— 1999-02

#### WALKS

114 Jake Frank, Wooster ————— 2002-05

#### HIT BY PITCHES

74 Brandon Boesiger, Wooster ————— 2004-07

#### ON-BASE PERCENTAGE

N/A —————

#### STOLEN BASES

133 Mike Penn, Allegheny ————— 1992-94

### PITCHING

#### ERA (min 100.0 innings pitched)

2.06 Mike Bird, Ohio Wesleyan ————— 1995-96

#### WINS

34 Matt Rodgers, Wooster ————— 1994-97

#### APPEARANCES

74 Ken Baker, Allegheny ————— 1996-99

#### GAMES STARTED

52 John Nye, Ohio Wesleyan ————— 1987-91

#### COMPLETE GAMES

26 Kris Cooper, Wittenberg ————— 1993-96

#### SHUTOUTS

6 Matt Rodgers, Wooster ————— 1994-97  
Scott Oberschlake, Ohio Wesleyan ————— 1993-96  
Tim Bruzdewicz, Allegheny ————— 1986-88

#### RELIEF APPEARANCES

73 Matt Streicher, Denison ————— 2001-04

#### SAVES

26 Mark Miller, Wooster ————— 2007-09  
Dean Peterson, Allegheny ————— 1991-93

#### INNINGS PITCHED

328.1 John Nye, Ohio Wesleyan ————— 1987-91

#### FEWEST HITS PER NINE INNINGS

N/A —————

#### FEWEST WALKS PER NINE INNINGS

N/A —————

#### STRIKEOUTS

282 Curt Moenter, Ohio Wesleyan ————— 1999-02

#### STRIKEOUTS PER NINE INNINGS

10.91 Jim Miller, Ohio Wesleyan ————— 1988-91

# 2010 SEASON RECAP

## Another NCAC Championship for Fighting Scots' Diamond Crew

The College of Wooster baseball team dominated its North Coast Athletic Conference counterparts again, winning its fifth championship of the last seven seasons and 13th in the 26-year history of the league, but then may have fell to the burden of heavy expectations as the Fighting Scots were unable to match 2009's memorable run to the national championship game, instead going two-and-out during regional play at the NCAA Div. III Championships.

Wooster, preseason ranked No. 2 in the country, opened up in fine fashion with an 11-2 spring break trip, including victories over No. 9 Carthage College (14-10) and No. 4 Kean University (4-1). The Scots won four of their first five upon returning north before enduring an uncharacteristic slide that saw them come out on top in just six of the next 10. However, that pedestrian stretch did include triumphs against No. 8 Marietta College (4-3) and No. 4 Heidelberg University (5-1).

As the season approached mid-April, though, Wooster hit its stride, going on a 10-game winning streak in which it pounded its opponents by a combined 122-23. That put the Scots atop the NCAC East Division for the 10th-straight year and gave them plenty of momentum entering the conference tourney, played at V.A. Memorial Stadium in Chillicothe, Ohio, for the first time.

With the offense clicking on all cylinders, it was a relative breeze for Wooster to another NCAC trophy, as the Scots got past Wabash College 11-6 and then trounced Denison University twice, first 12-2 and then 19-7 for the championship, which was fueled by **Matt Groezinger's** three home-run, eight-RBI afternoon.

The No. 2 seed at the seven-team NCAA Midwest Regional, Wooster was victim to a rash of upsets on the opening day as all three higher-seeded teams fell during extra innings in Marietta, Ohio. Despite scoring three times in the bottom of the ninth, the Scots were dropped by Penn State Behrend 10-8 during the 10th, setting up a loser's bracket game against Marietta. Last spring, the two rivals played in the regional championship, with Wooster taking it 4-3, but this time, two Pioneers' pitchers combined to shutout, and eliminate, the Scots 6-0.

Wooster's 2010 season was keyed by the play of an All-American tandem up the middle in senior second baseman **Matthew Johnson** and junior shortstop **Greg Van Horn**. Both were named to the coaches' All-America Third Team after batting well over .450, and Johnson was the NCAC Player of the Year. The Scots' leadoff man, Johnson hit .459 with 14 doubles, a team-leading 11 homers, and 14 stolen bases, while Van

Horn, a transfer from Princeton University, posted a .486 clip, including 35 extra-base hits (19 doubles, eight triples, eight home runs), as well as 56 RBI and 16 steals.

Groezinger, a senior first baseman, was also a key cog in the offense, batting .371 with 11 doubles, 10 homers, and a squad-high 57 RBI out of his clean-up spot en route to second-team all-region and first-team all-NCAC status. Four other seniors were part of the starting lineup in outfielders **Stu Beath** and **Chris Wood**, catcher **Shane Swearingen**, and designated hitter **Luke Sutton**. Beath was first-team all-conference, contributing a .312 batting average, 11 doubles, and 48 RBI, primarily from the No. 3 hole hitter, while Wood (.323, 12 SB) and Swearingen (.244) were both honorable mention picks. Sutton was productive as well, recording a .488 on-base percentage via a .320 average and 34 walks.

Additional regular starters were sophomore third baseman **Zack Vesco**, a second-

team all-NCAC award winner as he finished with a .360 average, and freshman right fielder **Michael Wellstead**.

On the mound, junior right-handers **Justin McDowell** and **Tyler Fugate** stood out, as they were second-team all-region and first-team all-NCAC honorees. McDowell was the ace, factoring in the decision all 11 of his starts (8-3) and notching a 2.64 ERA and 71 strikeouts – both staff bests – while Fugate was a workhorse, primarily throwing as a reliever and totaling 62.0 innings in which he went 6-1 with five saves, a 2.90 ERA, and 65 strikeouts.

The two other regular pitchers were junior **Matt Barnes** and senior **Matt DeGrand**, both right-handers and both second-team all-conference selections. Barnes' final stat line read 6-2, 3.96 ERA, and 65 strikeouts in 61.1 innings and DeGrand's was 5-2, 4.01 ERA, and 45 strikeouts over 51.2 innings pitched.



Wooster's nine seniors crowd around the 2010 North Coast Athletic Conference championship trophy shortly after winning the conference tournament in Chillicothe, Ohio. Pictured from left-to-right are Matt Groezinger, Matt Barnes, Chris Wood, Tanner Hall, Luke Sutton, Shane Swearingen, Matt DeGrand, Luke Sutton, and Matthew Johnson.

# 2010 RESULTS

## Game-By-Game Results

Date	Opponent	Score	Record	Pitcher
Mar. 7	at LaGrange	W, 18-5	1-0	Justin McDowell
Mar. 8	vs. Carthage <sup>^</sup>	W, 14-10	2-0	Josh Stidha
Mar. 9	vs. Mount St. Joseph <sup>^</sup>	W, 5-4	3-0	Greg Van Horn
Mar. 10	vs. Ohio Wesleyan <sup>^</sup>	W, 10-5	4-0	Tyler Fugate
Mar. 11	vs. Wilmington <sup>^</sup>	W, 6-2	5-0	Justin McDowell
Mar. 14	vs. Kean <sup>^</sup>	W, 4-1	6-0	Matt Barnes
Mar. 15	vs. Kean <sup>^</sup>	L, 15-16	6-1	Matt DeGrand
Mar. 16	vs. Becker <sup>^</sup>	W, 16-5	7-1	Keenan White
Mar. 16	vs. Skidmore <sup>^</sup>	W, 3-1 (13)	8-1	Greg Van Horn
Mar. 18	vs. Kenyon <sup>^</sup> *	W, 13-7	9-1	Justin McDowell
Mar. 18	vs. Kenyon <sup>^</sup> *	W, 25-8	10-1	Tyler Fugate
Mar. 19	vs. Kenyon <sup>^</sup> *	L, 0-3	10-2	Matt Barnes
Mar. 19	vs. Kenyon <sup>^</sup> *	W, 9-0	11-2	Matt DeGrand
Mar. 24	CAPITAL	W, 6-1	12-2	Matt Barnes
Mar. 27	at Allegheny*	W, 3-1	13-2	Justin McDowell
Mar. 27	at Allegheny*	L, 0-2	13-3	Tyler Fugate
Apr. 1	BALDWIN-WALLACE	W, 16-6	14-3	Matt Barnes
Apr. 2	at Case Western Reserve	W, 17-0	15-3	Matt DeGrand
Apr. 3	CASE WESTERN RESERVE	L, 5-7	15-4	Justin McDowell
Apr. 3	CASE WESTERN RESERVE	W, 13-8	16-4	Tyler Fugate
Apr. 7	JOHN CARROLL	L, 6-7	16-5	Matt Barnes
Apr. 8	at Marietta	W, 4-3	17-5	Matt DeGrand
Apr. 10	at Allegheny*	L, 1-2	17-6	Justin McDowell
Apr. 10	at Allegheny*	W, 2-1 (10)	18-6	Tyler Fugate
Apr. 11	at Penn State Behrend	W, 2-1	19-6	Tanner Hall
Apr. 11	at Penn State Behrend	W, 15-8	20-6	Gemberling-Johnson
Apr. 14	HEIDELBERG	W, 5-1	21-6	Tanner Hall
Apr. 15	at Muskingum	L, 3-5	21-7	Tanner Hall
Apr. 17	at Oberlin*	W, 7-0	22-7	Justin McDowell
Apr. 17	at Oberlin*	W, 11-0	23-7	Matt Barnes
Apr. 18	at Oberlin*	W, 18-4	24-7	Matt DeGrand
Apr. 18	at Oberlin*	W, 11-4	25-7	Tyler Fugate
Apr. 21	vs. Case Western Reserve (at Progressive Field)	W, 13-5	26-7	Justin McDowell
Apr. 22	DENISON	W, 10-2	27-7	Tanner Hall
Apr. 24	HIRAM*	W, 14-0	28-7	Justin McDowell
Apr. 24	HIRAM*	W, 15-3	29-7	Matt DeGrand
Apr. 25	HIRAM*	W, 18-4	30-7	Matt Barnes
Apr. 25	HIRAM*	W, 5-1	31-7	Tyler Fugate
Apr. 29	vs. Wabash@	W, 11-6	32-7	Justin McDowell
Apr. 30	vs. Denison@	W, 12-2	33-7	Matt Barnes
May 1	vs. Denison@	W, 19-7	34-7	Keenan White
May 19	vs. Penn State Behrend!	L, 8-10 (10)	34-8	Matt DeGrand
May 20	at Marietta!	L, 0-6	34-9	Justin McDowell

<sup>^</sup> indicates games at Port Charlotte, Fla.


\* indicates North Coast Athletic Conference East Division games

@ indicates North Coast Athletic Conference Tournament

! indicates NCAA Div. III Baseball Championships



Matt Groezinger, pictured here receiving congratulations after hitting a home run at the Cleveland Indians' Progressive Field, batted .371 with 10 homers and 57 RBI.



Infielder Matthew Johnson signed a free agent contract with the Toronto Blue Jays, following a senior season that saw him hit .459 with 14 doubles and 11 home runs.

# 2010 STATISTICS

## The Automated ScoreBook Overall Statistics for College of Wooster (2010 Season) (All games Sorted by Batting avg)

Record: 34-9 Home: 9-2 Away: 12-4 Neutral: 13-3 Conference: 13-3

Player	avg	gp-gs	ab	r	h	2b	3b	hr	rbi	tb	slg%	bb	hp	so	gdp	ob%	sf	sh	sb-att	po	a	e	fld%
9 Greg Van Horn	.486	42-42	146	53	71	19	8	8	56	130	.890	18	13	17	1	.564	4	0	16-20	52	121	17	.911
1 Matthew Johnson	.459	43-43	172	69	79	14	8	11	41	142	.826	20	8	21	1	.532	1	0	14-17	79	118	7	.966
28 Matt Groezinger	.371	43-43	151	57	56	11	4	10	57	105	.695	24	6	8	4	.467	3	0	4-4	295	23	2	.994
23 Zack Vesco	.360	41-36	125	23	45	5	1	0	33	52	.416	8	12	16	1	.439	3	0	2-2	15	40	5	.917
34 Chris Wood	.323	40-38	127	20	41	4	0	0	23	45	.354	6	2	32	0	.360	1	5	12-13	58	0	0	1.000
21 Luke Sutton	.320	43-40	122	45	39	12	2	3	32	64	.525	34	10	14	1	.488	4	4	1-2	17	3	1	.952
12 Stu Beath	.312	43-41	154	36	48	11	0	5	48	74	.481	16	4	16	6	.376	7	2	7-12	37	1	0	1.000
20 Michael Wellstead	.263	36-27	95	25	25	5	2	0	13	34	.358	16	2	20	1	.374	2	4	2-5	41	1	4	.913
5 Shane Swearingen	.244	39-36	119	26	29	7	0	1	19	39	.328	14	10	20	1	.366	2	2	0-1	240	25	1	.996
29 Nate Gemberling-John	1.000	1-0	1	0	1	0	0	0	1	1	1.000	0	0	0	0	1.000	0	0	0-0	0	0	0	.000
38 George Stephan	1.000	2-0	1	0	1	0	0	0	1	1	1.000	0	0	0	0	1.000	0	0	0-0	0	0	0	.000
2 Matt DeGrand	1.000	1-0	1	0	1	0	0	0	0	1	1.000	0	0	0	0	1.000	0	0	0-0	4	15	1	.950
16 Chris Constantine	.419	25-6	31	7	13	3	2	1	12	23	.742	1	6	9	0	.526	0	0	3-3	2	0	0	1.000
15 Phil Pie'	.400	10-0	5	2	2	0	0	0	1	2	.400	1	0	1	0	.500	0	0	0-0	2	2	3	.571
25 Zach Struharik	.333	7-0	3	2	1	0	0	0	0	1	.333	1	1	2	0	.600	0	0	0-0	1	0	0	1.000
8 Michael DeBord	.329	29-16	70	15	23	1	0	0	13	24	.343	7	0	7	1	.385	1	1	1-1	81	2	0	1.000
3 Ryan Miner	.263	22-2	19	8	5	1	0	0	3	6	.316	1	0	4	0	.300	0	0	5-5	4	0	3	.571
11 Derek Wyman	.200	25-10	40	11	8	0	0	1	7	11	.275	8	4	8	0	.385	0	1	0-1	11	23	5	.872
4 Nick Butterini	.188	20-0	16	0	3	1	0	0	3	4	.250	0	0	3	0	.188	0	0	0-0	7	9	0	1.000
6 Christian Lauer	.182	12-1	11	3	2	0	0	0	1	2	.182	0	1	5	0	.250	0	0	0-0	5	7	1	.923
32 Colin Meinzer	.179	22-6	28	4	5	1	0	1	6	9	.321	2	0	8	1	.219	2	0	0-0	77	3	0	1.000
18 Johnathan Ray	.143	9-0	7	1	1	0	0	0	2	1	.143	0	0	3	0	.143	0	0	0-0	5	0	0	1.000
35 Matt Barnes	.000	1-0	1	0	0	0	0	0	0	0	.000	0	0	1	0	.000	0	0	0-0	6	8	1	.933
36 Tanner Hall	.000	1-0	0	1	0	0	0	0	0	0	.000	1	0	0	0	1.000	0	0	0-0	1	2	0	1.000
37 Keenan King	.000	1-0	0	0	0	0	0	0	0	0	.000	0	0	0	0	.000	0	0	0-0	0	0	0	.000
Totals	.345	43	1445	408	499	95	27	41	372	771	.534	178	79	215	18	.436	30	19	67-86	1051	438	60	.961
Opponents	.270	43	1349	174	364	71	4	22	156	509	.377	131	36	321	47	.350	3	14	18-25	1008	422	91	.940

LOB - Team (335), Opp (308). DPs turned - Team (58), Opp (22). CI - Team (0), Opp (2). IBB - Team (2), Johnson 1, Van Horn 1, Opp (2). Picked off - Van Horn 3, Wood 2, Vesco 2, Wellstead 2, Swearingen 1, DeBord 1, Beath 1, Groezinger 1, Johnson 1.

### (All games Sorted by Earned run avg)

Player	era	w-l	app	gs	cg	sho	sv	ip	h	r	er	bb	so	2b	3b	hr	b/avg	wp	hp	bk	sfa	sha
30 Justin McDowell	2.64	8-3	15	11	4	1/1	0	71.2	65	28	21	21	71	12	0	5	.248	4	10	1	0	1
17 Tyler Fugate	2.90	6-1	18	6	1	0/0	5	62.0	55	26	20	15	65	12	1	4	.237	5	7	0	0	5
35 Matt Barnes	3.96	6-2	13	11	2	1/0	0	61.1	63	28	27	24	65	11	2	4	.274	5	3	0	0	3
2 Matt DeGrand	4.01	5-2	12	8	0	0/2	1	51.2	63	28	23	17	45	10	0	2	.300	5	4	0	0	3
26 Dan O'Brien	0.00	0-0	3	0	0	0/1	0	3.0	1	1	0	0	1	0	0	0	.091	0	0	0	0	0
22 Josh Stidham	1.95	1-0	9	4	0	0/0	0	27.2	24	9	6	9	21	5	0	2	.233	0	5	0	0	2
36 Tanner Hall	3.09	3-1	9	0	0	0/0	0	11.2	5	4	4	11	8	1	0	0	.122	1	2	0	0	0
29 Nate Gemberling-John	3.68	1-0	9	0	0	0/0	0	14.2	14	6	6	3	13	0	0	1	.264	1	3	0	0	0
9 Greg Van Horn	5.19	2-0	8	1	0	0/1	0	8.2	8	5	5	6	8	2	0	0	.242	0	0	0	0	0
24 Keenan White	6.15	2-0	15	2	0	0/2	0	26.1	37	19	18	16	20	9	0	3	.336	3	1	1	1	0
32 Colin Meinzer	7.36	0-0	5	0	0	0/0	0	3.2	8	3	3	1	0	1	0	1	.400	0	1	0	0	0
14 Kyle Cunningham-Rhoa	13.50	0-0	1	0	0	0/0	0	0.2	3	1	1	1	1	2	0	0	.600	1	0	0	0	0
33 Landon Wahl	17.18	0-0	7	0	0	0/1	0	7.1	18	16	14	7	3	6	1	0	.462	1	0	1	2	0
Totals	3.80	34-9	43	43	7	5/3	6	350.1	364	174	148	131	321	71	4	22	.270	26	36	3	3	14
Opponents	8.95	9-34	43	43	5	3/2	1	336.0	499	408	334	178	215	95	27	41	.345	36	79	9	30	19

PB - Team (8), Swearingen 7, DeBord 1, Opp (6). Pickoffs - Team (17), McDowell 6, Barnes 3, White 3, DeGrand 2, Fugate 1, Stidham 1, Swearingen 1, Opp (14). SBA/ATT - Swearingen (13-20), Barnes (6-7), DeBord (5-5), Stidham (3-5), Van Horn (4-4), Fugate (2-4), McDowell (2-4), DeGrand (1-1).

# HISTORY OF FIGHTING SCOT BASEBALL

With an all-time record of 1,738-829-11, The College of Wooster baseball team has been synonymous with success throughout its long and storied history. In addition to their 13 North Coast Athletic Conference championships, five Ohio Athletic Conference Northern Division titles, and numerous appearances in the NCAA Midwest Regional Tournament, the Scots have finished in the top-25 national rankings 28 times and have reached the NCAA Div. III National Championship Series five times, all since 1989.

Now in its 120th season, Wooster baseball is the oldest athletic program at the College and one of the oldest programs in the country, as the first varsity game was played way back in 1880. After struggling a bit the first few years of its existence, the program got on track in 1891 by going 6-2 and winning the state championship.

Unfortunately the year after that, athletics were banned at the College for nine years. But, when the program was reinstated it took off right where it left off, as head coach **L.W. St. John** led the Scots to a record of 50-37 between 1903-1909.

After a few mediocre years, legendary football mentor **L.C. Boles** took over in 1916 and guided the baseball team to a record of 50-28-1 until 1923 when **Art Murray** was named head coach. Murray, who never experienced a losing season as head coach, directed Wooster for 14 seasons and compiled a record of 137-48.

**John M. Swigart** took over the reins in 1937 and quickly earned legendary status himself. Swigart's tenure lasted a quarter of a century, and he coached the Scots to a mark of 170-162-2 before retiring in the mid-1960s.

Ten years later, a dynamic young coach named **Bob Morgan** took over after Wooster had suffered through a few lean years. Morgan took the program to unprecedented heights in his brief six-year tenure with the Scots before moving on to the head coaching positions at Kent State University and Indiana University. Wooster teams went 209-48-2 under his direction for an incredible winning percentage of .811. Included in Morgan's time were two 40-win seasons, five final top-10 national rankings, and six players who were drafted or signed by major league organizations.

Current head coach **Tim Pettorini** had the unenviable task of following in Morgan's footsteps, but quickly forged his place in Wooster baseball history as well. Compiling a record of 953-341-6 over the past 29 seasons for a winning percentage of .735, Pettorini is the all-time leader in coaching vic-

tories at the College.

With Pettorini at the helm, the Scots have won 13 NCAC titles, made regular appearances at the NCAA Midwest Regional Tournament, and advanced to five NCAA Div. III National Championship Series, including title games in 1997 and 2009. In addition, he has directed 25 players to ABCA All-American status and coached six players that have gone on to play professional baseball.

## All-Time Coaching Records

OPPONENT	Years	Won	Lost	Tied	Pct.
<b>Tim Pettorini</b>	<b>29</b>	<b>953</b>	<b>341</b>	<b>6</b>	<b>.735</b>
Bob Morgan	6	209	48	2	.811
John M. Swigart	25	170	162	2	.509
Art Murray	14	137	48	0	.741
Roger Welsh	7	86	91	0	.486
L.C. Boles	9	50	28	1	.641
L.W. St. John	7	50	37	0	.574
No Coach	9	21	12	0	.636
Bill Henley	1	17	13	0	.567
W.E. Johnston	2	13	5	0	.722
H.B. Lloyd	2	11	6	0	.647
Charles Wilhelm	3	10	10	0	.500
Gordon Jeppson	1	9	10	0	.474
C.C. Childs	1	7	6	0	.538
E.M. Hole	1	6	1	0	.857
Mel Riebe	1	6	7	0	.462
William A. McMaster	1	1	4	0	.200
<b>TOTAL</b>	<b>119</b>	<b>1738</b>	<b>829</b>	<b>11</b>	<b>.676</b>

## Team Highlights

### NCAA MIDEAST REGION CHAMPIONS

1989, 1994, 1997, 2005, 2009

### NCAC CHAMPIONS

1985, 1987, 1988, 1990, 1991, 1995, 1998, 2002, 2004, 2005, 2006, 2009, 2010

### OAC NORTHERN DIVISION CHAMPIONS

1971, 1977, 1979, 1980, 1981

### NCAA REGIONAL TOURNAMENT BIDS

1976, 1977, 1978, 1979, 1980, 1981, 1985, 1986, 1987, 1988, 1989, 1990, 1991, 1994, 1995, 1997, 1998, 1999, 2002, 2004, 2005, 2006, 2007, 2008, 2009, 2010

### WORLD SERIES APPEARANCES

1989, 1994, 1997, 2005, 2009

### NATIONAL RANKINGS

1976 \_\_\_\_\_ 11th  
 1977 \_\_\_\_\_ 9th  
 1978 \_\_\_\_\_ 8th  
 1979 \_\_\_\_\_ 7th  
 1980 \_\_\_\_\_ 7th  
 1981 \_\_\_\_\_ 7th  
 1985 \_\_\_\_\_ 14th  
 1986 \_\_\_\_\_ 14th  
 1987 \_\_\_\_\_ 11th  
 1988 \_\_\_\_\_ 6th  
 1989 \_\_\_\_\_ 5th  
 1990 \_\_\_\_\_ 9th  
 1991 \_\_\_\_\_ 9th  
 1994 \_\_\_\_\_ 10th


1995 \_\_\_\_\_ 12th  
 1997 \_\_\_\_\_ 2nd  
 1998 \_\_\_\_\_ 16th  
 1999 \_\_\_\_\_ 29th  
 2001 \_\_\_\_\_ 24th  
 2002 \_\_\_\_\_ 6th  
 2004 \_\_\_\_\_ 13th  
 2005 \_\_\_\_\_ T-2nd  
 2006 \_\_\_\_\_ 12th  
 2007 \_\_\_\_\_ 10th  
 2008 \_\_\_\_\_ 20th  
 2009 \_\_\_\_\_ 2nd  
 2010 \_\_\_\_\_ 13th (Collegiate Baseball),  
 16th (D3baseball.com)

## Major League Baseball Connections

### WOOSTER PLAYERS SIGNED OR DRAFTED BY PROFESSIONAL TEAMS SINCE 1970

NAME	TEAM	YEAR
Doug Dye	Cleveland Indians	1973
Greg Cox	Montreal Expos	1977
Russ Crawford	Chicago Cubs	1979
Walt Vanderbush	Kansas City Royals	1979
Tim Kelly	Cleveland Indians	1979
Mike Knox	Cincinnati Reds	1980
Bob McFadden	Detroit Tigers	1980
Rob Hatfield	Pittsburgh Pirates	1985
Rob Piscetta	Los Angeles Dodgers	1987
Rob Peterson	Pittsburgh Pirates	1989
Bill Brakeley	Milwaukee Brewers	1989
Jared Treadway	New York Yankees	2002
Matthew Johnson	Toronto Blue Jays	2010


Rob Hatfield



Rob Piscetta



Rob Peterson



# TEAM STATISTICAL COMPARISON (SINCE DIV. III WAS ESTABLISHED)

## Hitting/Fielding

YEAR	AVG.	GP	AB	R	H	2B	3B	HR	RBI	TB	SLG%	BB	HBP	SO	GDP	OB%	SF	SH	SB-ATT	PO	A	E	FLD%
2010	.345	43	1445	408	499	95	<b>27</b>	41	372	771	.534	178	79	215	18	.436	30	19	67-86	1051	438	60	.961
2009	.344	54	<b>1858</b>	466	<b>640</b>	124	13	49	404	937	.504	185	75	244	23	.420	26	32	71-99	<b>1342</b>	<b>588</b>	89	.956
2008	.328	47	1514	354	497	113	8	57	320	797	.526	187	48	236	21	.413	25	23	70-93	1122	498	81	.952
2007	.337	49	1645	431	554	117	14	54	383	861	.523	189	91	239	25	.428	22	15	85-111	1193	488	75	.957
2006	.356	47	1555	458	553	<b>131</b>	19	60	412	902	.580	192	<b>107</b>	218	31	.452	<b>33</b>	7	110-129	1117	467	93	.945
2005	.360	48	1560	451	562	110	12	71	417	909	.583	188	93	228	33	.451	28	17	47-70	1119	444	74	.955
2004	.333	47	1540	408	513	109	10	68	366	846	.549	202	81	257	<b>39</b>	.432	21	13	75-99	1119	475	72	.957
2003	.347	43	1393	416	484	106	14	64	376	810	.581	199	79	244	14	.449	25	7	53-72	992	429	72	.952
2002	.344	44	1479	428	509	116	20	45	388	800	.541	171	56	222	17	.424	31	6	79-101	1044	414	48	<b>.968</b>
2001	.364	44	1458	415	531	93	11	55	362	811	.556	145	47	232	11	.431	28	9	76-99	1006	413	72	.952
2000	.313	47	1465	369	459	85	14	49	330	719	.491	202	70	249	27	.417	14	10	66-85	1070	483	102	.938
1999	.331	49	1475	442	488	123	6	62	390	809	.548	198	96	287	26	.435	30	11	70-81	1055	499	83	.949
1998	.362	46	1466	489	530	121	10	96	454	959	<b>.654</b>	188	84	263	22	<b>.455</b>	25	4	60-81	1017	453	82	.947
1997	.356	55	1759	<b>528</b>	626	126	17	<b>104</b>	<b>477</b>	<b>1098</b>	.624	217	81	<b>302</b>	35	—	—	43	73-90	1263	556	<b>105</b>	.945
1996	.335	48	1414	362	473	95	12	49	314	740	.523	190	34	225	21	—	—	37	76-101	1031	492	85	.947
1995	.344	41	1296	331	446	92	15	34	289	674	.520	155	38	184	19	—	—	33	100-126	915	400	60	.956
1994	.344	48	1557	402	535	106	17	47	344	816	.524	174	43	239	22	—	—	53	110-135	1128	513	73	.957
1993	.328	38	1206	307	396	76	13	31	272	591	.490	148	18	209	22	.404	20	6	47-63	865	344	50	.960
1992	.308	42	1198	265	369	60	12	19	219	510	.426	167	27	171	—	.393	15	21	53-79	892	390	73	.947
1991	.295	41	1185	266	350	66	10	20	229	496	.419	200	22	170	37	.401	19	13	46-66	897	366	65	.951
1990	.333	39	1231	325	410	71	13	39	286	624	.507	199	25	182	22	.429	24	12	92-122	897	407	73	.947
1989	.332	44	1357	389	451	94	19	35	337	688	.507	267	12	151	22	.438	29	7	79-104	974	437	73	.951
1988	.330	41	1237	335	408	76	16	40	299	636	.514	195	26	192	16	.425	21	6	58-72	880	416	78	.943
1987	.344	46	1458	401	501	114	8	57	350	802	.550	213	12	166	25	.428	13	7	72-94	1008	430	66	.956
1986	<b>.372</b>	50	1649	507	613	126	24	80	448	1028	.623	238	—	193	28	—	16	8	90-112	1085	447	102	.938
1985	.310	48	1462	343	453	91	9	25	294	637	.436	210	—	199	—	—	—	45	75-85	1062	474	90	.945
1984	.277	39	1102	221	305	57	4	23	175	439	.398	195	—	179	—	—	—	24	72-97	826	368	61	.951
1983	.309	38	1105	265	341	43	11	29	225	493	.446	226	—	120	—	—	—	20	56-65	822	344	56	.954
1982	.260	35	959	147	249	43	4	11	137	333	.347	183	—	168	—	—	—	27	42-66	751	349	50	.957
1981	.335	46	1386	387	465	80	15	41	320	698	.504	281	—	175	—	—	—	27	71-90	1010	432	65	.957
1980	.344	52	1606	496	552	95	24	46	423	833	.519	<b>325</b>	—	177	—	—	—	53	107-143	1143	454	83	.951
1979	.295	49	1516	368	447	57	10	26	306	602	.397	320	—	177	—	—	—	<b>59</b>	<b>124-155</b>	1182	521	81	.955
1978	.265	40	1202	255	319	45	11	9	202	413	.344	246	—	148	—	—	—	21	107-131	945	403	56	.960
1977	.319	37	1139	306	363	58	14	13	250	488	.428	220	—	159	—	—	—	22	99-117	849	380	45	.965
1976	.292	39	1166	254	341	53	16	18	206	480	.412	196	—	149	—	—	—	22	91	873	398	59	.956
1975	.274	30	883	174	242	29	7	5	145	298	.337	130	—	122	—	—	—	33	66	667	271	48	.951
1974	.261	30	833	130	218	34	6	11	110	294	.353	122	—	121	—	—	—	14	43	603	264	47	.948

*Bold indicates single-season team record*

# TEAM STATISTICAL COMPARISON (SINCE DIV. III WAS ESTABLISHED)

## Pitching

YEAR	ERA	W-L	PCT.	APP	GS	CG	SHO	SV	IP	H	R	ER	BB	SO	2B	3B	HR	AB	B/AVG	WP	HBP	BK	SF	A	SHA
2010	3.80	34-9	.791	43	43	7	5	6	350.1	364	174	148	131	321	71	4	22	1350	.270	26	36	3	3	14	
2009	3.78	43-11	.796	54	54	8	7	8	<b>447.1</b>	440	229	188	128	395	93	7	17	1720	.256	39	51	4	13	32	
2008	4.02	36-11	.766	47	47	4	3	<b>14</b>	374.1	371	213	167	133	326	64	7	15	1425	.260	49	46	7	16	41	
2007	2.51	42-7	.857	49	49	8	7	9	397.2	333	154	111	113	<b>396</b>	57	7	13	1475	.226	28	44	7	9	27	
2006	3.58	38-9	.809	47	47	7	6	9	372.1	373	206	148	96	327	73	5	19	1475	.253	28	32	3	7	23	
2005	3.81	39-9	.813	48	48	7	6	9	373.0	373	205	158	108	293	63	5	22	1450	.257	16	24	7	13	26	
2004	4.01	37-10	.787	47	47	9	4	5	373.0	404	214	166	96	284	84	8	26	1477	.274	27	30	4	18	4	
2003	6.15	30-13	.698	43	43	8	4	1	330.2	418	287	226	141	256	67	4	49	1371	.305	36	21	1	18	20	
2002	3.57	38-6	.864	44	44	8	6	4	348.0	339	165	138	129	285	39	3	17	1361	.249	29	31	1	8	11	
2001	3.49	34-10	.773	44	44	10	5	2	335.1	318	181	130	114	291	51	1	22	1328	.239	33	16	8	9	4	
2000	3.28	35-12	.745	47	47	15	7	9	356.2	335	193	130	127	284	49	6	18	1361	.246	30	28	2	9	19	
1999	4.17	35-14	.714	49	49	7	5	6	351.2	377	213	163	150	248	64	6	22	1368	.276	36	21	1	12	26	
1998	4.14	40-6	<b>.870</b>	46	46	20	4	3	339.0	341	203	156	119	235	62	1	37	1323	.258	31	24	2	8	19	
1997	4.69	<b>46-8-1</b>	.845	<b>55</b>	<b>55</b>	20	5	9	420.1	485	293	219	161	281	95	12	45	1695	.286	53	38	2	—	32	
1996	4.69	33-15	.688	48	48	16	5	5	343.1	363	231	179	128	227	69	10	30	1352	.269	28	17	2	—	26	
1995	3.78	32-9	.780	41	41	11	7	8	304.2	295	161	128	126	191	47	8	10	1173	.251	26	20	2	—	23	
1994	3.95	35-13	.729	48	48	13	5	8	375.2	406	219	165	148	253	64	9	25	1464	.277	29	31	1	—	24	
1993	4.96	21-16-1	.566	38	38	9	6	7	288.1	302	185	159	145	169	55	3	26	1118	.270	21	9	1	4	11	
1992	4.18	20-15-1	.569	36	36	11	2	4	256.1	260	165	119	120	182	35	12	14	990	.263	13	12	5	10	17	
1991	3.42	29-12	.707	41	41	15	4	7	300.0	275	152	114	125	202	54	5	17	1128	.243	17	13	1	11	15	
1990	4.46	28-10-1	.731	39	39	7	3	9	298.2	297	188	148	178	218	45	5	18	1148	.259	17	15	4	9	18	
1989	4.30	35-9	.795	44	44	10	6	7	324.2	340	218	155	171	208	58	9	20	1280	.266	34	19	3	15	10	
1988	4.69	31-10	.756	41	41	15	5	8	293.1	297	198	153	162	163	43	7	22	1148	.259	27	18	6	11	9	
1987	4.69	34-12	.739	46	46	17	3	7	336.0	332	213	175	202	238	62	10	30	1290	.257	42	16	4	16	19	
1986	4.80	36-14	.720	50	50	19	2	6	361.2	378	266	193	224	272	68	6	34	1442	.262	26	—	7	8	13	
1985	5.36	29-19	.604	48	48	17	3	6	354.0	398	261	211	238	217	58	11	31	1396	.288	24	—	5	—	46	
1984	4.87	20-19	.513	39	39	16	8	5	275.1	282	187	149	164	227	52	10	14	1057	.267	29	—	4	—	18	
1983	5.00	22-16	.579	38	38	11	3	4	274.0	294	200	151	169	194	41	2	20	1093	.269	27	—	1	—	11	
1982	4.10	17-16-2	.514	35	35	14	5	1	250.1	241	168	114	141	167	36	9	14	944	.255	24	—	5	—	27	
1981	2.73	37-8-1	.815	46	46	27	7	8	336.2	289	137	102	119	288	47	4	11	1248	.232	11	—	3	—	14	
1980	2.50	45-7	.865	52	52	<b>36</b>	9	0	381.0	305	155	106	154	364	53	5	21	1408	.217	17	—	0	—	15	
1979	<b>1.87</b>	40-8-1	.827	49	49	34	<b>12</b>	1	394.0	286	125	82	152	388	47	10	8	1432	<b>.200</b>	11	—	0	—	27	
1978	2.80	30-10	.750	40	40	24	7	1	315.0	254	133	98	128	255	54	11	16	1179	.215	18	—	1	—	19	
1977	2.80	31-6	.838	37	37	25	8	2	283.0	226	115	88	138	221	41	9	13	1016	.222	9	—	1	—	21	
1976	2.23	30-9	.769	39	39	32	8	4	291.0	242	114	72	97	231	35	6	12	1104	.219	3	—	1	—	18	
1975	4.66	17-13	.567	30	30	12	1	2	220.1	217	145	114	135	128	22	4	22	830	.261	9	—	2	—	12	
1974	4.19	14-16	.467	30	30	14	1	3	211.0	214	127	100	123	136	29	3	13	859	.249	18	—	3	—	12	

*Bold indicates single-season team record*

# ALL-TIME TEAM RECORDS

## GAME

### HITTING

#### AT BATS

57	Mt. Union	4/27/09
	Muskingum	4/21/84
55	Jacksonville	3/18/87
	Heidelberg	4/11/86

#### RUNS SCORED

34	Heidelberg	4/11/86
33	Kenyon	3/29/86
31	Mt. Union	4/27/09
29	Transylvania	3/16/05

#### HITS

31	Heidelberg	4/11/86
30	Mt. Union	4/27/09
	Kenyon	3/29/86

#### DOUBLES

10	Kenyon	3/28/86
9	Oberlin	4/23/94

#### TRIPLES

4	Hiram	4/24/10
	Oberlin	5/5/91
3	Numerous, most recent	4/7/07

#### HOME RUNS

13	Kenyon	3/29/86
11	Mt. Union	4/27/09
7	Kenyon	4/17/04
	Mt. Vernon Nazarene	4/3/03
	Hiram	3/30/03
	Ripon	3/14/98

#### TOTAL BASES

77	Kenyon	3/29/86
67	Mt. Union	4/27/09
49	Hiram	4/21/07
47	Mt. Vernon Nazarene	4/3/03
	Wilmington	4/6/97

#### RUNS BATTED IN

32	Kenyon	3/29/86
30	Mt. Union	4/27/09
28	Transylvania	3/16/05
27	Heidelberg	4/11/86

#### WALKS

16	Oberlin	5/12/77
15	Flagler	3/21/77

#### STOLEN BASES

14	Oberlin	4/23/94
	Kenyon	5/26/38

### PITCHING AND FIELDING

#### STRIKEOUTS

19	Opponent N/A	1944
18	Kenyon	5/26/39

#### EARNED RUNS

30	Flagler	3/23/84
19	Aquinas	3/10/92

#### ASSISTS

27	Mt. Union	4/27/09
22	Rose-Hulman	5/16/08
20	Muskingum	4/21/84
19	Malone	4/10/92

#### PUTOUTS

39	Skidmore	3/16/10
	Rose-Hulman	5/16/08
	Muskingum	4/21/84

#### ERRORS

11	Baldwin-Wallace	3/29/07
	North Park	5/27/88
8	Ohio Dominican	4/25/96
	Baldwin-Wallace	4/26/75

## SEASON

### GENERAL

#### NO. OF GAMES PLAYED

55	1997
----	------

#### LONGEST GAME

16 innings vs. Akron	1953
16 innings vs. Oberlin	1929

#### MOST VICTORIES

46 (55 games)	1997
---------------	------

#### MOST LOSSES

19 (48 games)	1985
19 (39 games)	1984

#### BEST WIN PERCENTAGE\*

.870 (40-6)	1998
-------------	------

#### LONGEST WINNING STREAK

27 games	2007
----------	------

#### LONGEST LOSING STREAK

10 games	1973
----------	------

#### MOST SHUTOUTS

12	1979
----	------

#### MOST CONSECUTIVE SCORELESS INNINGS

38	4/26/05 to 4/30/05
----	--------------------

#### MOST GAMES WITHOUT BEING SHUTOUT

183	3/19/05 to 5/16/08
-----	--------------------

### BATTING

#### AT BATS

1859	2009 (54 games)
------	-----------------

#### RUNS SCORED

528	1997 (55 games)
-----	-----------------

#### RUNS PER GAME\*

10.6	1998 (489 in 46 games)
------	------------------------

#### BATTING AVERAGE\*

.372	1986 (50 games)
------	-----------------

#### HITS

640	2009 (54 games)
-----	-----------------

#### DOUBLES

131	2006 (47 games)
-----	-----------------

#### TRIPLES

27	2010 (43 games)
----	-----------------

#### HOME RUNS

104!	1997 (55 games)
------	-----------------

#### RUNS BATTED IN

497	1997 (55 games)
-----	-----------------

#### TOTAL BASES

1,098	1997 (55 games)
-------	-----------------

#### SLUGGING PERCENTAGE

.654	1998 (46 games)
------	-----------------

#### STOLEN BASES

124	1979 (49 games)
-----	-----------------

#### STRIKEOUTS

302	1997 (55 games)
-----	-----------------

#### WALKS

325	1980 (52 games)
-----	-----------------

### PITCHING

#### INNINGS PITCHED

447.1	2009 (54 games)
-------	-----------------

#### COMPLETE GAMES

36	1980 (52 games)
----	-----------------

#### SAVES

14	2008 (47 games)
----	-----------------

#### EARNED RUN AVERAGE\*

1.87	1979 (49 games)
------	-----------------

#### RUNS ALLOWED

293	1997 (55 games)
-----	-----------------

#### EARNED RUNS ALLOWED

226	2003 (43 games)
-----	-----------------

#### HITS ALLOWED

485	1997 (55 games)
-----	-----------------

#### STRIKEOUTS

396	2007 (49 games)
-----	-----------------

#### WALKS

238	1985 (48 games)
-----	-----------------

#### WILD PITCHES

53	1997 (55 games)
----	-----------------

### FIELDING

#### PUTOUTS

1,342	2009 (54 games)
-------	-----------------

#### ASSISTS

588	2009 (54 games)
-----	-----------------

#### ERRORS

105	1997 (55 games)
-----	-----------------

#### FIELDING PERCENTAGE

.968	2002 (44 games)
------	-----------------

\* 25 or more games

! indicates NCAA Division III record

# ALL-TIME INDIVIDUAL RECORDS

## GAME

### HITTING

#### AT BATS

7 Numerous, most recent — Matthew Johnson vs. Carthage 3/8/10

#### RUNS SCORED

6 Stu Beath vs. Heidelberg 3/8/09

5 Numerous, most recent — Matt Groezinger vs. Denison 5/1/10

#### HITS

6 Ross Yoder vs. Transylvania 3/16/05

6 Brent Bizyak vs. Illinois Wesleyan 5/26/89

6 Dave Kessler vs. Kenyon 3/29/86

#### DOUBLES

3 Matt Groezinger vs. Defiance 3/12/09

3 John Quimby vs. Muskingum 3/30/06

3 Kurt Kapferer vs. Wittenberg 4/30/05

3 Luke Ullman vs. Hiram 4/26/05 (5-inning game)

3 Luke Ullman vs. Otterbein 4/7/04

3 Justin Alaburda vs. Heidelberg 4/30/03

3 Trevor Urban vs. Wis.-Stout 3/9/98

3 Kevin Clere vs. Oberlin 4/23/94

3 Todd Urban vs. Kenyon 4/17/93

3 Chris Cingolani vs. Ohio Wesleyan 5/8/92

3 Rob Howerton vs. Tiffin 2/26/88

3 Rick Storz vs. Kenyon 3/29/86

3 Dave Peterjohn vs. Kenyon 3/29/86

#### TRIPLES

2 Matt Groezinger vs. Hiram 4/24/10 (same inning)

2 Luke Sutton vs. Kenyon 3/19/10

2 Matthew Johnson vs. LaGrange 3/7/10

2 Bryan Kinney vs. Kenyon 4/1/00

2 Bryan Kinney vs. Westfield State 3/15/00

2 Trevor Urban vs. Emory 3/12/97

2 Terry Gladis vs. Case Western Reserve 4/6/95

2 Jason Dagan vs. Kenyon 3/16/95

2 John Tomlinson vs. St. Bonaventure 3/8/94

2 Matt Vincler vs. Kenyon 4/18/93

2 Tom Flynn vs. Oberlin 5/5/91

2 Matt Sherrieb vs. Grand Valley State 3/11/89

2 Robert Steele vs. Kenyon 4/30/75

#### HOME RUNS

4 Dave Kessler vs. Kenyon 3/29/86

4 Mike O'Brien vs. Kenyon 3/29/86

3 Numerous, most recent — Matt Groezinger vs. Denison 5/1/10

#### RUNS BATTED IN

11 Dave Kessler vs. Kenyon 3/29/86

9 Luke Ullman vs. Mt. Vernon Nazarene 5/03/05

9 Chris Mihin vs. Tiffin 3/26/98

8 Matt Groezinger vs. Denison 5/1/10

8 John Warren vs. Mt. Union 4/27/09

8 Dan Penberthy vs. Allegheny 4/29/01

8 Shane Flinner vs. Capital 4/27/97

8 Jim Bartlett vs. Malohe 3/27/97

8 Chris Bell vs. Fairmont State 3/10/91

8 Cary McConnell vs. Allegheny 5/9/87

#### TOTAL BASES

18 Dave Kessler vs. Kenyon 3/29/86

17 Mike O'Brien vs. Kenyon 3/29/86

#### WALKS

4 Numerous, most recent — Matt Groezinger vs. Marietta 5/16/09

#### HIT BY PITCHES

3 Chris Constantine vs. Becker 3/16/10

3 Sean Karpen vs. Heidelberg 3/8/09

3 George Radigan vs. Heidelberg 4/30/03

3 Luke Ullman vs. Lakeland 3/10/03

#### STOLEN BASES

5 Terry Gladis vs. Oberlin 4/23/94

5 Paul Ricatte vs. Kenyon 5/28/37

## PITCHING AND FIELDING

### STRIKEOUTS

19 Stan Partenheimer (Opponent N/A) 1944

18 William Horton vs. Kenyon 5/26/39

14 Adam Samson vs. Allegheny 3/23/07

14 Russ Crawford vs. Embry-Riddle 3/19/77

### EARNED RUNS

12 Luke Katich vs. Rowan 3/15/06

11 Mark Bricker vs. Marietta 5/10/88

10 On Three Occasions

### PUTOUTS

20 Matt Groezinger vs. St. Thomas (Minn.) 5/26/09

### ASSISTS

10 John Warren vs. St. Thomas (Minn.) 5/26/09

9 Luke Ullman vs. Heidelberg 5/22/04

### ERRORS

4 Numerous, most recent — Oliver Enos vs. Wittenberg 4/30/06

## MISCELLANEOUS RECORDS

### FEWEST HITS ALLOWED PER NINE INNINGS — SEASON

(40 or more innings)		
4.25	Mark Miller	2007
4.47	Dave King	1979
4.85	Russ Crawford	1979
5.10	Andy Matonak	1975
5.83	Russ Crawford	1977
5.88	Matt Englander	2001
5.97	Adam Samson	2007
6.00	Bob McFadden	1980

### FEWEST WALKS ALLOWED PER NINE INNINGS — SEASON

(40 or more innings)		
1.06	Jon Oliver	2006
1.08	Jon Oliver	2004
1.27	Anthony Trapuzzano	2007
1.28	Brian Miller	2004
1.30	Mike Knox	1979
1.32	Tim Raffel	1978
1.38	Luke Katich	2004
1.43	Mike Petryshyn	1967
1.43	Dave Hadzinsky	1983

### FEWEST HITS ALLOWED PER NINE INNINGS — CAREER

(100 or more innings)		
6.03	Russ Crawford	1977-79
6.22	Andy Matonak	1975-76
6.55	Bob McFadden	1978-81
7.16	Mark Miller	2007-09
7.39	Bill Henley	1970-73
7.41	Adam Samson	2005-08
7.55	Scott Decker	1969-72
7.68	Matt Englander	1999-02

### FEWEST WALKS ALLOWED PER NINE INNINGS — CAREER

(100 or more innings)		
1.49	Jon Oliver	2003-06
1.53	Walt Samson	2003-06
2.06	Justin McDowell	2008-pres.
2.10	Mike Knox	1978-81
2.27	Matt DeGrand	2007-10
2.34	Mike Morris	1996-99
2.40	Byron Morris	1953-55
2.44	Mark Miller	2007-09
2.52	Anthony Trapuzzano	2006-09
2.56	Brian Miller	2003-06
2.57	Andy Matonak	1975-76

### NO-HITTERS

Mark Miller vs. Oberlin	3/29/09
Jon Oliver vs. Oberlin	3/25/06
Brett Beech vs. Fairmont State	3/8/93
John Jordan vs. Earlham	4/22/90
Mark Bricker vs. Denison	5/7/89
Mike Knox vs. Kenyon	5/5/79
Mike Knox vs. Oberlin	4/28/79
Russ Crawford vs. Edward Waters	3/24/79
Dave King vs. Tiffin	2/20/79
Russ Crawford vs. Embry-Riddle	3/19/77
Arthur Collins vs. Denison	5/25/37

### PERFECT GAME

Mark Bricker vs. Denison 5/7/89

### HITTING STREAKS

29 games	Kurt Kapferer	2006
28 games	Sean Karpen	2009
27 games	Russ Miller	1986
25 games	Jake Frank	2004
24 games	Jake Frank	2003-04
23 games	Matt Miller	2003-04
23 games	Trevor Urban	1999
23 games	Trevor Urban	1997
22 games	Sean Karpen	2008
21 games	Dan Penberthy	2001
20 games	Jared Treadway	2001

### CONSECUTIVE SCORELESS INNINGS PITCHED

25	John Werner	4/7/02 to 4/27/02
21.2	Mark Miller	3/13/09 to 4/01/09
21	Nic Moga	3/24/00 to 4/15/00
21	Arthur Collins	1937
17	Jon Oliver	4/26/05 to 5/6/05
17	Matt Rodgers	3/12/95 to 3/23/95

### CONSECUTIVE HITS

10	Dave Wernecke	3/16/02 to 3/19/02
10	Brent Bizyak	5/25/89 to 5/27/89

### CONSECUTIVE PITCHING VICTORIES

21	Bob McFadden	1978-81
19	Drew Binkowski	3/12/97 to 5/14/98
15	Adam Samson	3/16/07 to 4/8/08
	Jon Oliver	3/13/05 to 5/18/06
14	Rob Piscetta	4/12/86 to 4/26/87
13	Matt DeGrand	3/19/07 to 4/5/09
	Mike Hatfield	3/29/87 to 5/7/88

# ALL-TIME INDIVIDUAL RECORDS FOR A SEASON

## Hitting

### Games Played

1.	55	Matt Jackson	1997
	55	Travis Snyder	1997
	55	Trevor Urban	1997
4.	54	Stu Beath	2009
	54	Matt Groezinger	2009
	54	Sean Karpen	2009
	54	Jim Bartlett	1997
8.	53	John Warren	2009
9.	52	Bryan Kinney	1997
	52	Chris Mihin	1997

### Batting Average (min. 100 at bats)

1.	.497 (75-151)	Dan Penberthy	2001
2.	<b>.486 (71-146)</b>	<b>Greg Van Horn</b>	<b>2010</b>
3.	.468 (87-186)	Rick Sforzo	1986
4.	.465 (94-202)	Travis Snyder	1997
5.	.460 (81-176)	Matt Miller	2004
6.	.459 (79-172)	Matthew Johnson	2010
7.	.458 (49-107)	Brian Sullivan	1986
8.	.447 (72-161)	Tim Basilone	1981
9.	.446 (74-166)	Rick Sforzo	1985
10.	.443 (78-176)	Trevor Urban	1998

### At Bats

1.	223	Sean Karpen	2009
2.	208	Stu Beath	2009
3.	204	Trevor Urban	1997
4.	202	Travis Snyder	1997
5.	195	Matt Groezinger	2009
6.	190	Matt Jackson	1997
7.	188	Dave Kessler	1986
8.	187	Matthew Pierce	2009
9.	186	Jake Sankal	2008
	186	Rick Sforzo	1986

### Runs Scored

1.	79	Trevor Urban	1997
2.	77	Sean Karpen	2009
3.	74	Trevor Urban	1998
	74	Rick Sforzo	1986
5.	69	Matthew Johnson	2010
	69	Luke Ullman	2005
7.	66	Matt Miller	2004
	66	Travis Snyder	1997
9.	64	Tim Kelly	1980
10.	63	Terry Gladis	1994
11.	62	Jake Frank	2005
12.	60	Matt Groezinger	2009
	60	Luke Ullman	2003
	60	Trevor Urban	1999
	60	Jim Bartlett	1997

### Hits

1.	97	Sean Karpen	2009
2.	94	Travis Snyder	1997
3.	87	Rick Sforzo	1986
4.	82	Trevor Urban	1997
5.	81	Stu Beath	2009
	81	Matt Miller	2004
7.	79	Matthew Johnson	2010
	79	Tim Basilone	1980
9.	78	Trevor Urban	1998
10.	77	Matt Miller	2003
	77	Matt Jackson	1997
12.	75	Dan Penberthy	2001
	75	Russ Miller	1986

### Doubles

1.	25	Travis Snyder	1997
2.	23	Stu Beath	2009
	23	Luke Ullman	2005
	23	Matt Miller	2004
	23	Rick Sforzo	1987
6.	22	Russ Miller	1986
7.	21	Jake Frank	2004
	21	Trevor Urban	1999
9.	20	Rick Sforzo	1986
10.	<b>19</b>	<b>Greg Van Horn</b>	<b>2010</b>
	19	Matt Groezinger	2009
	19	Trevor Urban	1998
13.	18	Sean Karpen	2009

### Triples

1.	8	Matthew Johnson	2010
	<b>8</b>	<b>Greg Van Horn</b>	<b>2010</b>
3.	7	Trevor Urban	1997
	7	Brent Bizyak	1989
5.	6	Jake Frank	2002
	6	Rob Steele	1976
7.	5	Seven players	

### Home Runs

1.	21	Matt Jackson	1997
2.	18	Kurt Kapferer	2006
	18	Trevor Urban	1997
4.	16	Pat Christensen	2005
	16	Kurt Kapferer	2004
	16	Trevor Urban	1998
	16	Rick Sforzo	1987
	16	Dave Kessler	1986
	16	Rick Sforzo	1986
	16	Mike Knox	1980
11.	15	Luke Ullman	2005
	15	Matt Jackson	1996
13.	14	Jared Treadway	2001
	14	Chris Mihin	1998
	14	Matt Hiestand	1990

### Runs Batted In

1.	77	Rick Sforzo	1986
2.	75	Matt Jackson	1997
	75	Dave Kessler	1986
4.	73	Matt Groezinger	2009
5.	70	Tim Basilone	1980
6.	67	Mike Knox	1980
7.	65	Trevor Urban	1999
8.	64	Pat Christensen	2005
9.	63	Luke Ullman	2005
10.	62	Jake Frank	2003
11.	61	Trevor Urban	1998
12.	60	Trevor Urban	1997

### Total Bases

1.	168	Travis Snyder	1997
2.	163	Rick Sforzo	1986
3.	160	Trevor Urban	1997
4.	156	Matt Jackson	1997
5.	149	Trevor Urban	1998
6.	148	Sean Karpen	2009
7.	142	Matthew Johnson	2010
8.	135	Rick Sforzo	1987
9.	131	Matt Groezinger	2009
	131	Jared Treadway	2001

### Slugging Percentage (min. 100 at bats)

1.	<b>.890 (130 TB-146 AB)</b>	<b>Greg Van Horn</b>	<b>2010</b>
2.	.876 (163 TB-186 AB)	Rick Sforzo	1986
3.	.852 (144 TB-169 AB)	Luke Ullman	2005
4.	.849 (119 TB-159 AB)	Rick Sforzo	1987
5.	.847 (149 TB-176 AB)	Trevor Urban	1998
6.	.832 (168 TB-202 AB)	Travis Snyder	1997
7.	.828 (125 TB-151 AB)	Matt Jackson	1996
8.	.826 (142 TB-172 AB)	Matthew Johnson	2010
9.	.823 (121 TB-147 AB)	Kurt Kapferer	2006
10.	.822 (111 TB-135 AB)	Chris Mihin	1998

### Strikeouts

1.	48	Jake Sankal	2008
2.	39	Shane Flinger	1997
	39	Ben Maibach	1997
4.	38	Pat Christensen	2008
	38	Mark McKinney	1993
5.	37	Jake Sankal	2007
	37	Kurt Kapferer	2005
	37	Ken Brown	1984
8.	36	Kurt Kapferer	2004
	36	Terry Gladis	1994

### Walks

1.	59	Dave King	1980
2.	45	Dave King	1981
	45	Bill Colvin	1979
4.	44	Mark Kraus	1980
5.	41	Dave King	1979
6.	39	Rick Sforzo	1987
	39	John Wachtel	1983
8.	37	Chris Bell	1990
	37	Tom Flynn	1989
10.	36	Matt Jackson	1997
	36	Rob Peterson	1989
	36	Tim Basilone	1979

### Hit By Pitches

1.	30	Brandon Boesiger	2006
2.	23	Brandon Boesiger	2005
3.	19	George Radigan	2003
4.	17	Travis Snyder	1999
5.	16	Shane Flinger	1999
	16	Trevor Urban	1997
7.	15	Shane Flinger	1998
8.	14	Shane Flinger	2000
	14	Travis Snyder	1998
10.	<b>13</b>	<b>Greg Van Horn</b>	<b>2010</b>
	13	Brandon Boesiger	2007
	13	Shaun Swearingen	2007

### Sacrifices

1.	12 (10 SH, 2 SF)	John Warren	2009
2.	11 (7 SH, 4 SF)	Stu Beath	2009
3.	10 (6 SH, 4 SF)	Luke Sutton	2009
	10 (6 SH, 4 SF)	Brandon Boesiger	2004
5.	9 (2 SH, 7 SF)	Stu Beath	2010
	9 (9 SH, 0 SF)	Travis Snyder	1997
	9 (9 SH, 0 SF)	John Tomlinson	1994
8.	8 (4 SH, 4 SF)	Luke Sutton	2010
	8 (4 SH, 4 SF)	Bubba O'Donnell	2008
	8 (5 SH, 3 SF)	Shaun Swearingen	2005
	8 (5 SH, 3 SF)	Ross Yoder	2005
	8 (8 SH, 0 SF)	Matt Jackson	1996
	8 (2 SH, 6 SF)	Mike Casey	1990
	8 (8 SH, 0 SF)	Mark Kraus	1980
15.	7	13 players	

### On-Base Percentage (min. 100 plate appearances)

1.	.596 (96-161)	Brandon Boesiger	2006
2.	<b>.564 (102-181)</b>	<b>Greg Van Horn</b>	<b>2010</b>
3.	.543 (94-173)	Dan Penberthy	2001
4.	.537 (94-175)	Brian Stevens	2001
5.	.534 (110-206)	Matt Miller	2004
6.	.532 (107-201)	Matthew Johnson	2010
7.	.532 (99-186)	Jake Frank	2003
8.	.528 (112-212)	Trevor Urban	1998
9.	.528 (113-214)	Rick Sforzo	1986
10.	.525 (85-162)	Brandon Boesiger	2005

### Stolen Bases

1.	44	Terry Gladis	1994
2.	35	Terry Gladis	1995
3.	31	P.J. Guerrieri	1996
4.	30	Matt Miller	2004
	30	P.J. Guerrieri	1995
6.	29	Jared Treadway	2001
7.	25	Sean Karpen	2008
	25	Tom Flynn	1989
9.	24	Jared Treadway	2000
	24	Travis Snyder	1999

*Bold indicates current player*

# ALL-TIME INDIVIDUAL RECORDS FOR A SEASON

## Pitching

### Appearances

1.	26	Mark Miller	2008
2.	24	<b>Justin McDowell</b>	2009
	24	Mark Miller	2009
4.	23	Mark Miller	2007
5.	22	Ryan Mullins	2005
	22	Drew Binkowski	1997
7.	21	Walt Samson	2005
	21	Rich Danch	1989
9.	20	Matt Rodgers	1997
	20	Jim Robertson	1990

### Games Started

1.	16	Matt Rodgers	1997
	16	Dan Van Dyke	1997
	16	Brett Beech	1994
4.	14	Anthony Trapuzzano	2009
	14	Ben Maibach	1999
	14	Andy Matonak	1976
7.	13	<b>Justin McDowell</b>	2009
	13	Jon Oliver	2005
	13	Matt Rodgers	1995
	13	Rob Piscetta	1987
	13	Tom Daly	1986
12.	12	14 players	

### Complete Games

1.	12	Andy Matonak	1976
2.	11	Mike Knox	1980
	11	Russ Crawford	1979
	11	Denny Laduke	1976
5.	10	Russ Crawford	1977
6.	9	Rob Piscetta	1987
	9	Rob Hatfield	1985
	9	Rob Hatfield	1984
	9	Russ Crawford	1978
10.	8	Six players	

### Wins

1.	13	<b>Justin McDowell</b>	2009
	13	Brett Beech	1994
3.	12	Matt Rodgers	1997
	12	Matt Rodgers	1995
	12	Rob Piscetta	1987
6.	11	Mark Miller	2009
	11	Adam Samson	2007
	11	Matt Englander	2001
	11	Dan Van Dyke	1997
	11	Bob McFadden	1980
	11	Russ Crawford	1977
12.	10	Eight players	

### Winning Percentage (min. eight decisions)

1.	1.000 (11-0)	Adam Samson	2007
	1.000 (11-0)	Bob McFadden	1980
	1.000 (10-0)	Drew Binkowski	1997
	1.000 (9-0)	Drew Binkowski	1998
	1.000 (8-0)	Jon Oliver	2006
6.	.923 (12-1)	Matt Rodgers	1995
7.	.917 (11-1)	Matt Englander	2001
	.917 (11-1)	Russ Crawford	1977
9.	.909 (10-1)	Mike Knox	1980
10.	.900 (9-1)	Gerry Sagerman	1988

### Relief Appearances

1.	26	Mark Miller	2008
2.	23	Mark Miller	2007
3.	22	Ryan Mullins	2005
4.	19	Tanner Hall	2009
	19	Ryan Mullins	2006
	19	Jim Robertson	1990
7.	18	<b>Tyler Fugate</b>	2009
	18	Luke Katich	2005
	18	Rick Walter	1985
10.	17	Six players	

### Saves

1.	13	Mark Miller	2008
2.	8	Mark Miller	2007
	8	Jim Robertson	1990
4.	7	Luke Katich	2005
5.	6	Rich Danch	1988
6.	5	<b>Tyler Fugate</b>	2010
	5	Mark Miller	2009
	5	Matt Rodgers	1994
	5	Barry Craddock	1993
	5	Rich Danch	1987

### Earned Run Average (min. 50 innings)

1.	1.04 (9 ER-78.0 IP)	Walt Vanderbush	1978
2.	1.13 (8 ER-63.2 IP)	Byron Morris	1954
3.	1.24 (12 ER-87.0 IP)	Mike Knox	1980
4.	1.49 (12 ER-72.1 IP)	Andy Matonak	1975
5.	1.60 (10 ER-56.1 IP)	Chuck Chokenea	1981
6.	1.61 (14 ER-78.1 IP)	Adam Samson	2007
7.	1.68 (17 ER-91.0 IP)	Russ Crawford	1979
8.	1.71 (12 ER-63.0 IP)	John Zasadni	1977
9.	1.87 (14 ER-67.1 IP)	Matt Englander	2001
10.	1.88 (23 ER-110.0 IP)	Andy Matonak	1976
11.	1.99 (15 ER-68.0 IP)	Jon Oliver	2006
12.	1.99 (17 ER-77.0 IP)	Dennis Laduke	1976

### Innings Pitched

1.	113.2	<b>Justin McDowell</b>	2009
2.	111.1	Matt Rodgers	1997
3.	110.0	Andy Matonak	1976
4.	109.2	Brett Beech	1994
5.	96.2	Mark Miller	2009
6.	95.1	Dan Van Dyke	1997
7.	92.2	Russ Crawford	1977
8.	91.1	Matt Rodgers	1995
9.	91.0	Russ Crawford	1979
10.	89.2	Matt Englander	2002

### Strikeouts

1.	116	Russ Crawford	1979
2.	105	John Adie	1946
3.	96	Bob McFadden	1980
4.	94	<b>Justin McDowell</b>	2009
	94	Andy Matonak	1976
6.	93	Anthony Trapuzzano	2007
7.	87	Walt Vanderbush	1979
8.	86	<b>Matt Barnes</b>	2007
9.	83	Matt Rodgers	1997
	83	Rob Piscetta	1987
11.	77	Chuck Chokenea	1980
	77	Russ Crawford	1977
13.	76	Adam Samson	2007
	76	Russ Crawford	1978

### Walks

1.	52	Tom Daly	1986
	52	Bob McFadden	1980
3.	50	Mike Hatfield	1988
	50	Rob Hatfield	1985
5.	49	Walt Vanderbush	1979
6.	46	Russ Crawford	1977
7.	45	Matt Rodgers	1997
	45	Mike Hatfield	1987
9.	43	Nick Donatelli	1994
	43	Rob Hatfield	1982

## Fielding

### Putouts

1.	418	Chris Mihin	1997
2.	377	Chris Cingolani	1994
3.	361	Kurt Kapferer	2004
4.	355	Mike O'Brien	1988
5.	336	Mike O'Brien	1987
6.	331	Sean Flynn	1995
7.	329	Sheldon Steiner	2007
8.	325	Chris Cingolani	1992
9.	324	Chris Mihin	1999
10.	321	Matt Hiestand	1989

### Assists

1.	150	Matt Vincler	1994
2.	149	Jim Bartlett	1997
3.	134	Tim Lake	1996
4.	132	Jim Bartlett	1998
5.	128	Luke Ullman	2004
6.	126	Rick Sforzo	1987
7.	125	John Warren	2009
8.	123	Brian Kemery	2000
	123	Travis Snyder	1999
10.	122	Matthew Johnson	2008
	122	Travis Snyder	1997

### Errors

1.	32	Jim Bartlett	1998
2.	29	Pete Meyer	1986
3.	24	Jim Bartlett	1997
	24	Bob McFadden	1979
5.	21	Oliver Enos	2006
6.	20	Matt Miller	2001
	20	Brian Kemery	2000
8.	19	John Quimby	2006
	19	Tim Lake	1996
10.	18	Luke Ullman	2004
	18	David Gorsuch	1975

*Bold indicates current player*

# ALL-TIME INDIVIDUAL RECORDS FOR A CAREER

## Hitting

### Games Played

1.	192	Travis Snyder	1996-99
2.	184	Shane Flinner	1997-00
3.	182	Jake Frank	2002-05
4.	181	Rick Sforzo	1984-87
5.	179	Sean Karpen	2006-09
	179	Luke Ullman	2002-05
	179	Jared Treadway	1999-02
8.	178	Shaun Swearingen	2004-07
	178	Tim Basilone	1978-81
10.	177	Matt Miller	2001-04
	177	Trevor Urban	1996-99

### Batting Average (min. 250 at bats)

1.	.420 (126-300)	Dan Penberthy	2001-02
2.	.415 (263-634)	Rick Sforzo	1984-87
3.	.413 (265-642)	Jake Frank	2002-05
4.	.410 (233-569)	Trevor Urban	1996-99
5.	.407 (277-681)	Matt Miller	2001-04
6.	.399 (115-288)	P.J. Guerrieri	1993-96
7.	.394 (238-604)	Sean Karpen	2006-09
8.	.390 (115-295)	Brian Sullivan	1984-87
9.	.384 (177-461)	Bryan Kinney	1997-98, 00
10.	.383 (194-507)	Russ Miller	1983-86
11.	.381 (222-657)	Travis Snyder	1996-99

### At Bats

1.	681	Matt Miller	2001-04
2.	658	Jared Treadway	1999-02
3.	657	Travis Snyder	1996-99
4.	642	Jake Frank	2002-05
5.	634	Rick Sforzo	1984-87
6.	614	Tim Basilone	1978-81
7.	607	Luke Ullman	2002-05
8.	604	Sean Karpen	2006-09
9.	591	Pat Christensen	2005-08
10.	577	Shane Flinner	1997-00

### Runs Scored

1.	224	Trevor Urban	1996-99
2.	218	Jake Frank	2002-05
3.	217	Luke Ullman	2002-05
	217	Jared Treadway	1999-02
5.	215	Travis Snyder	1996-99
6.	206	Matt Miller	2001-04
7.	202	Rick Sforzo	1984-87
8.	189	Sean Karpen	2006-09
9.	169	Shane Flinner	1997-00
10.	159	Shaun Swearingen	2004-07
11.	158	Pat Christensen	2005-08
	158	Kurt Kapferer	2003-06
	158	Bill Daugherty	1999-02
	158	Jim Bartlett	1995-98

### Hits

1.	277	Matt Miller	2001-04
2.	265	Jake Frank	2002-05
3.	263	Rick Sforzo	1984-87
4.	250	Travis Snyder	1996-99
5.	249	Jared Treadway	1999-02
6.	238	Sean Karpen	2006-09
7.	233	Trevor Urban	1996-99
8.	227	Tim Basilone	1978-81
9.	226	Luke Ullman	2002-05
10.	202	Pat Christensen	2005-08
11.	200	Cary McConnell	1986-89

### Doubles

1.	66	Rick Sforzo	1984-87
2.	65	Travis Snyder	1996-99
3.	63	Luke Ullman	2002-05
4.	59	Jake Frank	2002-05
5.	57	Matt Miller	2001-04
6.	52	Trevor Urban	1996-99
7.	47	Jared Treadway	1999-02
8.	45	Sean Karpen	2006-09
9.	44	Pat Christensen	2005-08
	44	Chris Mihin	1996-99
11.	43	Stu Beath	2007-10
12.	42	Russ Miller	1983-86
	42	Tim Kelly	1978-81
14.	40	Bill Daugherty	1999-02
	40	Chris Cingolani	1991-94

### Triples

1.	13	Jake Frank	2002-05
2.	12	Matthew Johnson	2007-10
	12	Tom Flynn	1988-91
4.	10	Trevor Urban	1996-99
	10	Erik Hagen	1990-93
	10	Brent Bizeyak	1986-89
	10	Rob Stealy	1974-76
8.	9	Jared Treadway	1999-02
	9	Travis Snyder	1996-99
10.	8	<b>Greg Van Horn</b>	<b>2010-pres.</b>
	8	Sean Karpen	2006-09
	8	Bill Daugherty	1999-02
	8	Terry Gladis	1992-95
	8	Matt Hiestand	1987-90
	8	Tim Basilone	1978-81

### Home Runs

1.	49	Kurt Kapferer	2003-06
2.	42	Trevor Urban	1996-99
3.	41	Shane Flinner	1997-00
4.	40	Rick Sforzo	1984-87
5.	38	Pat Christensen	2005-08
	38	Matt Jackson	1994-97
	38	Matt Hiestand	1987-90
8.	37	Luke Ullman	2002-05
9.	35	Jake Frank	2002-05
	35	Chris Mihin	1996-99
11.	34	Mike Knox	1978-81
12.	32	Matt Groezinger	2008-10
13.	31	Travis Snyder	1996-99
14.	28	Jared Treadway	1999-02
15.	26	Mike O'Brien	1985-88

### Runs Batted In

1.	224	Jake Frank	2002-05
2.	198	Rick Sforzo	1984-87
3.	192	Shane Flinner	1997-00
4.	190	Trevor Urban	1996-99
5.	189	Kurt Kapferer	2003-06
6.	183	Matt Hiestand	1987-90
7.	181	Chris Mihin	1996-99
8.	175	Luke Ullman	2002-05
	175	Tim Basilone	1978-81
10.	168	Travis Snyder	1996-99
11.	163	Matt Groezinger	2008-10
12.	162	Matt Miller	2001-04
13.	160	Cary McConnell	1986-89
14.	156	Pat Christensen	2005-08
15.	153	Matt Jackson	1994-97

### Total Bases

1.	461	Rick Sforzo	1984-87
2.	455	Jake Frank	2002-05
3.	431	Trevor Urban	1996-99
4.	423	Travis Snyder	1996-99
5.	415	Matt Miller	2001-04
6.	412	Luke Ullman	2002-05
7.	398	Jared Treadway	1999-02
8.	384	Kurt Kapferer	2003-06
9.	362	Pat Christensen	2005-08
10.	357	Shane Flinner	1997-00
	357	Matt Hiestand	1987-90

### Slugging Percentage (min. 250 at bats)

1.	.757 (431 TB-569 AB)	Trevor Urban	1996-99
2.	.738 (314 TB-425 AB)	Matt Jackson	1994-97
3.	.727 (461 TB-634 AB)	Rick Sforzo	1984-87
4.	.726 (384 TB-529 AB)	Kurt Kapferer	2003-06
5.	.709 (455 TB-642 AB)	Jake Frank	2002-05
6.	.683 (205 TB-300 AB)	Dan Penberthy	2001-02
7.	.679 (412 TB-607 AB)	Luke Ullman	2002-05
8.	.677 (357 TB-527 AB)	Matt Hiestand	1987-90
9.	.663 (230 TB-347 AB)	Dave Kessler	1985-86
10.	.654 (318 TB-486 AB)	Matt Groezinger	2008-10

### Strikeouts

1.	125	Kurt Kapferer	2003-06
2.	123	Jake Sankal	2005-08
3.	117	Mark McKinney	1990-93
4.	114	Shane Flinner	1997-00
5.	112	Travis Snyder	1996-98
6.	109	Jared Treadway	1999-02
7.	105	Pat Christensen	2005-08
8.	98	Brian Stevens	2000-03
9.	91	Luke Ullman	2002-05
	91	Tim Pettorini	1992-95

### Walks

1.	158	Dave King	1978-81
2.	114	Jake Frank	2002-05
3.	112	Brian Stevens	2000-03
	112	Matt Hiestand	1987-90
5.	109	Bill Colvin	1976-79
6.	105	Rick Sforzo	1984-87
7.	98	Kurt Kapferer	2003-06
8.	93	Steve Czwilga	1980-83
	93	Mark Kraus	1978-81
10.	92	Tim Basilone	1978-81

### Hit By Pitches

1.	74	Brandon Boesiger	2004-07
2.	51	Shane Flinner	1997-00
3.	45	Travis Snyder	1996-99
4.	43	Luke Ullman	2002-05
5.	39	George Radigan	2000-03
6.	38	Trevor Urban	1996-99
7.	32	Shaun Swearingen	2004-07
	32	Kurt Kapferer	2003-06
9.	30	Sean Karpen	2006-09
	30	Chris Mihin	1996-99

### Sacrifices

1.	24 (12 SH, 12 SF)	Stu Beath	2007-10
	24 (21 SH, 3 SF)	Travis Snyder	1996-99
3.	20 (14 SH, 6 SF)	Matt Burdette	1989-92
4.	19 (9 SH, 10 SF)	Brandon Boesiger	2004-07
	19 (0 SH, 19 SF)	Jake Frank	2002-05
6.	18 (10 SH, 8 SF)	Luke Sutton	2007-10
	18 (2 SH, 16 SF)	Luke Ullman	2002-05
	18 (18 SH, 0 SF)	Dave King	1978-81
9.	17 (13 SH, 4 SF)	Matt Vincler	1991-94
	17 (7 SH, 10 SF)	Eric Ott	1987-90
11.	16 (13 SH, 3 SF)	John Waren	2006-09
	16 (10 SH, 6 SF)	Bubba O'Donnell	2005-08
	16 (16 SH, 0 SF)	Matt Jackson	1994-97

### On-Base Percentage (min. 250 plate appearances)

1.	.511 (281-550)	Brandon Boesiger	2004-07
2.	.505 (358-709)	Trevor Urban	1996-99
3.	.501 (397-793)	Jake Frank	2002-05
4.	.496 (368-742)	Rick Sforzo	1984-87
5.	.491 (325-662)	Kurt Kapferer	2003-06
6.	.486 (173-356)	Dan Penberthy	2001-02
7.	.479 (313-654)	Matt Hiestand	1987-90
8.	.475 (359-756)	Luke Ullman	2002-05
9.	.473 (335-708)	Sean Karpen	2006-09
10.	.471 (264-560)	Bryan Kinney	1997-98, 00
	.471 (320-679)	Brian Stevens	2000-03

### Stolen Bases

1.	95	Terry Gladis	1992-95
2.	89	Jared Treadway	1999-02
3.	84	Sean Karpen	2006-09
4.	71	Bill Colvin	1976-79
5.	70	Matt Miller	2001-04
6.	68	Rick Sforzo	1984-87
7.	66	Travis Snyder	1996-99
8.	61	P.J. Guerrieri	1993-96
9.	55	Tom Flynn	1988-91
10.	52	Trevor Urban	1996-99

# ALL-TIME INDIVIDUAL RECORDS FOR A CAREER

## Pitching

### Appearances

1.	73	Mark Miller	2007-09
2.	71	Rich Danch	1986-89
3.	67	Matt Rodgers	1994-97
4.	66	Luke Katich	2003-06
5.	62	Adam Samson	2005-08
6.	59	Nick Donatelli	1993-96
7.	58	Jon Oliver	2003-06
	58	Matt Englander	1999-02
9.	57	Matt DeGrand	2007-10
10.	54	Walt Samson	2003-06
	54	Jay Terry	1989-92
12.	<b>52</b>	<b>Justin McDowell</b>	<b>2008-pres.</b>
	52	John Werner	1999-02
	52	Barry Craddock	1991-94

### Games Started

1.	48	Anthony Trapuzzano	2006-09
2.	43	Jon Oliver	2003-06
3.	42	Adam Samson	2005-08
	42	Matt Rodgers	1994-97
5.	41	Matt Englander	1999-02
	41	John Werner	1999-02
7.	38	Jason Weiner	1988-91
8.	36	Rob Piscetta	1984-87
	36	Russ Crawford	1977-79
10.	35	Rob Hatfield	1982-85
11.	34	Nick Donatelli	1993-96
	34	Tom Daly	1983-86
	34	Mike Knox	1978-81

### Complete Games

1.	30	Russ Crawford	1977-79
2.	25	Mike Knox	1978-81
3.	22	Matt Rodgers	1994-97
4.	20	Rob Hatfield	1982-85
5.	19	Chuck Chokenea	1979-82
	19	Andy Matonak	1975-76
7.	18	Rob Piscetta	1984-87
8.	17	Bob McFadden	1978-81
9.	16	Tom Daly	1983-86
10.	14	Matt Englander	1999-02

### Wins

1.	34	Matt Rodgers	1994-97
2.	33	John Werner	1999-02
3.	32	Matt Englander	1999-02
4.	29	Anthony Trapuzzano	2006-09
	29	Jon Oliver	2003-06
6.	28	Adam Samson	2005-08
	28	Russ Crawford	1977-79
8.	26	Mike Morris	1996-99
	26	Jason Weiner	1988-91
10.	25	Mike Knox	1978-81
11.	<b>24</b>	<b>Justin McDowell</b>	<b>2008-pres.</b>
	24	Dan Van Dyke	1995-98
	24	Rob Piscetta	1984-87

### Winning Percentage (min. 15 decisions)

1.	1.000 (19-0)	Drew Binkowski	1997-98
2.	.920 (23-2)	Bob McFadden	1978-81
3.	.897 (26-3)	Mike Morris	1996-99
4.	.879 (29-4)	Jon Oliver	2003-06
5.	.833 (20-4)	Matt DeGrand	2007-10
	.833 (25-5)	Mike Knox	1978-81
7.	.828 (24-5)	Dan Van Dyke	1995-98
8.	.826 (19-4)	Justin Alaburda	2001-04
9.	.824 (28-6)	Russ Crawford	1977-79
10.	.818 (18-4)	Andy Matonak	1975-76

### Relief Appearances

1.	69	Rich Danch	1986-89
2.	63	Mark Miller	2007-09
3.	52	Jay Terry	1989-92
4.	51	Luke Katich	2003-06
5.	44	Jim Robertson	1987-90
6.	43	Walt Samson	2003-06
	43	Barry Craddock	1991-94
	43	Randy Terry	1969-72
9.	41	Ryan Mullins	2005-06
10.	<b>39</b>	<b>Tyler Fugate</b>	<b>2008-pres.</b>
11.	38	Joe Vardon	1999-02

### Saves

1.	26	Mark Miller	2007-09
2.	16	Rich Danch	1986-89
3.	11	Jim Robertson	1987-90
4.	9	Luke Katich	2003-06
5.	8	Matt Rodgers	1994-97
6.	7	Barry Craddock	1991-94
	7	Jay Terry	1989-92
	7	Mike Patterson	1972-75
9.	<b>5</b>	<b>Tyler Fugate</b>	<b>2008-pres.</b>
	5	Ryan Mullins	2005-06
	5	Drew Binkowski	1997-98
	5	Nick Donatelli	1993-96
	5	Tom Daly	1983-86

### Earned Run Average (min. 100 innings)

1.	1.73 (35 ER in 182.1 IP)	Andy Matonak	1975-76
2.	2.13 (27 ER in 114.0 IP)	Tom McConihe	1957-60
3.	2.14 (44 ER in 184.2 IP)	Mark Miller	2007-09
4.	2.20 (62 ER in 242.2 IP)	Mike Knox	1978-81
5.	2.23 (54 ER in 218.0 IP)	Chuck Chokenea	1979-82
6.	2.37 (69 ER in 262.2 IP)	Russ Crawford	1977-79
7.	2.53 (50 ER in 134.1 IP)	Bob McFadden	1978-81
8.	2.59 (37 ER in 128.2 IP)	David King	1978-81
9.	2.69 (79 ER in 264.2 IP)	Adam Samson	2005-08
10.	2.71 (48 ER in 154.2 IP)	Drew Binkowski	1997-98
11.	<b>2.74 (64 ER in 210.0 IP)</b>	<b>Justin McDowell</b>	<b>2008-pres.</b>
12.	2.79 (85 ER in 275.1 IP)	Matt Englander	1999-02
13.	2.94 (91 ER in 278.2 IP)	Jon Oliver	2003-06
14.	2.94 (82 ER in 251.0 IP)	John Werner	1999-02

### Innings Pitched

1.	316.2	Matt Rodgers	1994-97
2.	278.2	Jon Oliver	2003-06
3.	275.1	Matt Englander	1999-02
4.	265.1	Nick Donatelli	1993-96
5.	264.2	Adam Samson	2005-08
6.	264.1	Anthony Trapuzzano	2006-09
7.	262.1	Russ Crawford	1977-79
8.	252.2	Mike Knox	1978-81
9.	251.0	John Werner	1999-02
10.	239.2	Rob Hatfield	1982-85
11.	221.2	Tom Daly	1983-86

### Strikeouts

1.	269	Russ Crawford	1977-79
2.	260	Anthony Trapuzzano	2006-09
3.	256	Jon Oliver	2003-06
4.	237	Adam Samson	2005-08
	237	Matt Englander	1999-02
6.	233	John Werner	1999-02
7.	208	Matt Rodgers	1994-97
8.	207	Rob Hatfield	1982-85
9.	<b>204</b>	<b>Matt Barnes</b>	<b>2007-pres.</b>
	204	Chuck Chokenea	1979-82
11.	201	Bob McFadden	1978-81

### Walks

1.	157	Mike Hatfield	1985-88
2.	141	Tom Daly	1983-86
3.	140	Rob Hatfield	1982-85
4.	123	Brian Makowski	1993-96
5.	113	Matt Rodgers	1994-97
6.	103	Rob Piscetta	1984-87
	103	Russ Crawford	1977-79
8.	102	Bob McFadden	1978-81
9.	100	Nick Donatelli	1993-96
10.	97	Jason Weiner	1988-91

## Fielding

### Putouts

1.	1,091	Chris Cingolani	1991-94
2.	1,078	Mike O'Brien	1985-88
3.	1,071	Chris Mihin	1996-99
4.	898	Brandon Boesiger	2004-07
5.	833	Tim Kelly	1978-81
6.	806	Steve Czwalga	1980-83
7.	773	Shane Swearingen	2007-10
8.	722	George Radigan	2000-03
9.	695	Matt Hiestand	1987-90
10.	684	Kurt Kapferer	2003-06

### Assists

1.	443	Jim Bartlett	1995-98
2.	420	Luke Ullman	2002-05
3.	392	Jake Frank	2002-05
	392	Matt Miller	2001-04
5.	387	Matthew Johnson	2007-10
6.	355	Matt Vincler	1991-94
7.	342	Travis Snyder	1996-99
8.	339	Tim Lake	1993-96
9.	331	Eric Ott	1987-90
10.	328	Rick Sforzo	1984-87

### Errors

1.	72	Jim Bartlett	1995-98
2.	67	Luke Ullman	2002-05
3.	51	Rick Sforzo	1984-87
4.	49	Peter Meyer	1984-87
5.	46	Tim Lake	1993-96
	46	Matt Vincler	1991-94
	46	Dave Gorsuch	1974-77
8.	45	Cary McConnell	1986-89
9.	42	Travis Snyder	1996-99
	42	Tim Basilone	1978-81

*Bold indicates current player*

# YEAR-BY-YEAR LEADERS

## Hitting

YEAR	BATTING AVERAGE*	RUNS BATTED IN	HOME RUNS	RUNS SCORED
2010	Greg Van Horn—.486	Matt Groezinger—57	Matthew Johnson—11	Matthew Johnson—69
2009	Sean Karpen—.435	Matt Groezinger—73	Matt Groezinger—12	Sean Karpen—77
2008	Sean Karpen—.417	Sean Karpen—47	Pat Christensen—11	Sean Karpen—49
2007	Sheldon Steiner—.384	Sheldon Steiner—49	Sheldon Steiner—10	Shaun Swearingen—54
2006	Shaun Swearingen—.435	Kurt Kapferer/John Quimby—54	Kurt Kapferer—18	Brandon Boesiger—57
2005	Luke Ullman—.426	Pat Christensen—64	Pat Christensen—16	Luke Ullman—69
2004	Matt Miller—.460	Kurt Kapferer—58	Kurt Kapferer—16	Matt Miller—66
2003	Matt Miller—.440	Jake Frank—62	Jake Frank—11	Luke Ullman—60
2002	Matt Miller—.416	Bill Daugherty—52	Bill Daugherty—11	Jared Treadway—54
2001	Dan Penberthy—.497	Dan Penberthy—56	Jared Treadway—14	Dan Penberthy/Jared Treadway—59
2000	Jared Treadway—.381	Ben Byo—44	Andy Nowicki—13	Jared Treadway—53
1999	Trevor Urban—.400	Trevor Urban—65	Shane Flinner—12	Travis Snyder—62
1998	Trevor Urban—.443	Trevor Urban—61	Trevor Urban—16	Trevor Urban—74
1997	Travis Snyder—.465	Matt Jackson—75	Matt Jackson—21	Trevor Urban—79
1996	Matt Jackson—.411	Matt Jackson—56	Matt Jackson—15	Tim Lake—56
1995	P.J. Guerrieri—.409	P.J. Guerrieri—42	P.J. Guerrieri—6	P.J. Guerrieri—59
1994	Chris Cingolani—.455	Chris Cingolani—57	Chris Cingolani—12	Terry Gladis—63
1993	Erik Hagen—.413	Erik Hagen—33	John Tomlinson—6	Matt Vincler—47
1992	Chris Cingolani—.363	Chris Cingolani—43	Chris Cingolani—7	Scott Collins—35
1991	Chris Bell—.374	Chris Bell—51	Chris Bell—8	Tom Flynn—40
1990	Chris Bell—.415	Matt Hiestand—52	Matt Hiestand—14	Matt Hiestand—41
1989	Brent Bizyak—.437	Matt Hiestand—55	Matt Hiestand—7	Brent Bizyak/Tom Flynn—52
1988	Matt Hiestand—.399	Matt Hiestand—46	Matt Hiestand—8	Rob Howerton—42
1987	Cary McConnell—.411	Cary McConnell—58	Rick Sforzo—16	Rick Sforzo—59
1986	Rick Sforzo—.468	Rick Sforzo—77	Rick Sforzo/Dave Kessler—16	Rick Sforzo—74
1985	Rick Sforzo—.446	Dave Kessler—52	Dave Kessler—9	Rick Sforzo—46
1984	Dave Kajganich—.380	Russ Miller—34	Ken Brown—5	Dave Kajganich—29
1983	Steve Czwalga—.383	Steve Fodor—32	Steve Czwalga—9	John Wachtel—40
1982	Jeff Cox—.377	Steve Czwalga—21	Steve Czwalga—4	Steve Ficyk/Robert Schmuck—20
1981	Tim Basilone—.447	Tim Basilone—48	Mike Knox—9	Mark Kraus—41
1980	Tim Basilone—.439	Tim Basilone—70	Mike Knox—16	Tim Kelly—64
1979	Walt Vanderbush—.383	Mike Knox—41	Mike Knox—9	Russ Crawford/Bill Colvin—39
1978	Mike Treadway—.322	Mike Treadway—26	Russ Crawford—3	Mike Treadway/Bill Colvin—32
1977	Steve Sunagel—.378	Steve Sunagel/Dan Gorsuch—26	Steve Sunagel—4	Steve Sunagel—39
1976	Rob Steele—.339	Rob Steele/Dan Gorsuch—26	Rob Steele/Dan Gorsuch—3	Rob Steele—31
1975	Rob Steele—.409	Rob Steele—17	Mark Bullock—3	Rob Steele—21
1974	Dave Gorsuch—.357	Denny Zeiters—21	Rick Hopkins—3	John Bohannon—18
1973	Dan Taylor—.393	John McElwain—13	John McElwain/Denny Porr—1	Whitman/Denny Zeiters—13
1972	Bill Dinasky—.389	Bill Dinasky—21	Bill Dinasky—5	Dave Whitman—17
1971	Doug Dye—.406	John Houser—19	Numerous—1	Doug Dye—26
1970	Dave Poetter—.320	Dave Poetter—16	Tom Boardman/Phil Sachs—1	Dave Hopkins—24
1969	Kim Hauenstein—.373	John Houser—14	Numerous—1	Dave Hopkins—20
1968	Kim Hauenstein—.382	Tom Boardman—16	Tom Boardman—3	Dave Hopkins—19

\*Batting is average based on a minimum of 2.1 at bats per game.

# YEAR-BY-YEAR LEADERS

## Pitching

YEAR	VICTORIES	STRIKEOUTS	SAVES	ERA*
2010	Justin McDowell —8	Justin McDowell —71	Tyler Fugate —5	Justin McDowell —2.64
2009	Justin McDowell —13	Justin McDowell —94	Mark Miller —5	Justin McDowell —2.38
2008	Anthony Trapuzzano —8	Adam Samson —70	Mark Miller —13	Mark Miller —1.97
2007	Adam Samson —11	Anthony Trapuzzano —93	Mark Miller —8	Mark Miller —1.49
2006	Jon Oliver/Adam Samson 8	Jon Oliver —69	Ryan Mullins/Walt Samson —3	Jon Oliver —1.99
2005	Jon Oliver/Ryan Mullins 7	Jon Oliver —69	Luke Katich —7	Jon Oliver —2.29
2004	Brian Miller —8	Brian Miller —62	Justin Alaburda —2	Reilly Enos —2.35
2003	Justin Alaburda/Jon Oliver —8	Jon Oliver —74	Jake Nicholson —1	Justin Alaburda —3.26
2002	Matt Englander —10	John Werner —67	Justin Alaburda —2	Matt Englander —2.31
2001	Matt Englander —11	Matt Englander —62	Chad Lowe —2	Matt Englander —1.87
2000	Matt Englander/Ben Maibach —7	Matt Englander —66	Ross May/Nic Moga —2	Ben Maibach —2.45
1999	John Werner —10	Ben Maibach —60	Matt Englander —2	John Werner —2.12
1998	Dan Van Dyke —10	Drew Binkowski —66	Drew Binkowski —2	Drew Binkowski —2.73
1997	Matt Rodgers —12	Matt Rodgers —83	Drew Binkowski —3	Drew Binkowski —2.68
1996	Nick Donatelli —8	Brian Makowski —62	Dan VanDyke —2	Brian Makowski —3.91
1995	Matt Rodgers —12	Matt Rodgers —55	Nick Donatelli —3	Matt Rodgers —2.27
1994	Brett Beech —13	Brett Beech —72	Matt Rodgers —5	Brett Beech —2.46
1993	John Ramsier/Brett Beech 6	John Ramsier —53	Barry Craddock —5	Brett Beech —3.08
1992	Gerry Sagerman —9	Jeff Woller —67	Jay Terry —3	Jeff Woller —3.55
1991	Jason Weiner —9	Jason Weiner —46	Jay Terry —4	Jeff Woller —2.27
1990	Jason Weiner —9	Jason Weiner —60	Jim Robertson —8	Jim Robertson —2.24
1989	John Jordan/Jason Weiner —7	Jason Weiner —42	Rich Danch —4	John Jordan —3.82
1988	M. Hatfield/G. Sagerman —9	Mike Hatfield —50	Rich Danch —6	Greg Sagerman —2.57
1987	Rob Piscetta —12	Rob Piscetta —83	Rich Danch —5	Rob Piscetta —2.94
1986	Tom Daly —10	Rob Piscetta —74	Tom Daly/Rob Hatfield —2	Rob Piscetta —2.90
1985	Rob Hatfield/Tom Daly —8	Rob Hatfield —65	Rob Hatfield —2	Rob Hatfield —3.55
1984	Rob Hatfield —6	Rob Hatfield —69	Tom Daly —3	Tom Daly —2.27
1983	Drew Reynolds —8	Drew Reynolds —66	Dave Hadzinsky —2	Dave Hadzinsky —2.45
1982	Sean Derrick —5	Rob Hatfield —43	Ken Brown —1	Drew Reynolds —2.70
1981	Bob McFadden —7	Bob McFadden —62	Tim Fedorici/Dave King —2	Chuck Chokenea —1.60
1980	Bob McFadden —11	Bob McFadden —96	None —0	Mike Knox —1.24
1979	Russ Crawford —9	Russ Crawford —116	Dave King —1	Walt Vanderbush —1.04
1978	Russ Crawford/Tim Raffel —8	Russ Crawford —76	Jeff Kohler —1	Tim Raffel —2.06
1977	Russ Crawford —11	Russ Crawford —77	Russ Crawford/Jeff Kohler —1	John Zasadni —1.71
1976	Andy Matonak —10	Andy Matonak —94	John Zasadni —2	Andy Matonak —1.88
1975	Andy Matonak —8	Andy Matonak —53	Mike Patterson/John Zasadni —1	Andy Matonak —1.49
1974	Frank Ptak —5	Bill Kozane —46	Mike Patterson —3	Bill Kozane —3.42
1973	Grant Relic —5	Grant Relic —40	Doug Dye/Mike Patterson —2	Grant Relic —1.97
1972	Quinten Dillon —4	Quinten Dillon —43	Randy Terry —2	Quinten Dillon —3.81
1971	Numerous —5	Scott Decker —45	Randy Terry —3	Quinten Dillon —2.08
1970	Scott Decker —6	John Baetz —42	None —0	Scott Decker —2.09
1969	Numerous —2	Mike Petryshyn —30	None —0	John Baetz —1.41
1968	Bob McCauley —3	Paul Becka —43	John Baetz —2	Paul Becka —2.85

\*Earned run average is based on a minimum of 30.0 innings pitched.

# ALL-TIME HONORS

## ABCA ALL-AMERICA TEAM

Name	Position	Year (Honor)
Brett Beech	Pitcher	1994 (3rd)
Drew Binkowski	Pitcher	1998 (3rd)
Brent Bizyak	Outfield	1989 (1st)
Pat Christensen	Outfield	2005 (2nd)
Chris Cingolani	First Base	1994 (1st)
Russ Crawford	Outfield	1979 (1st)
Matt Englander	Pitcher	2001 (2nd), 2002 (3rd)
Jake Frank	Third Base	2003 (1st), 2004 (3rd), 2005 (1st)
Terry Gladis	Outfield	1994 (2nd)
Matt Hiestand	First Base	1990 (2nd)
Matt Jackson	Catcher	1996 (1st), 1997 (1st)
Matthew Johnson	Second Base	2010 (3rd)
Kurt Kapferer	Designated Hitter	2006 (1st)
Sean Karpen	Outfield	2009 (2nd)
Tim Kelly	Catcher	1980 (3rd)
Dave Kessler	First Base	1986 (1st)
Mike Knox	Shortstop	1980 (2nd)
<b>Justin McDowell</b>	<b>Pitcher</b>	<b>2009 (2nd)</b>
Mark Miller	Pitcher	2009 (1st)
Matt Miller	Second Base	2004 (1st)
Jon Oliver	Pitcher	2005 (2nd)
Dan Penberthy	First Base	2001 (1st)
Rob Piscetta	Pitcher	1987 (3rd)
Adam Samson	Pitcher	2007 (1st)
Rick Sforzo	Third Base/Shortstop	1985 (3rd), 1986 (1st), 1987 (1st)
Luke Ullman	Shortstop	2005 (1st)
Trevor Urban	Outfield	1997 (2nd), 1998 (1st)
<b>Greg Van Horn</b>	<b>Shortstop</b>	<b>2010 (3rd)</b>

1st indicates first-team honoree

2nd indicates second-team honoree

3rd indicates third-team honoree

## COSIDA ACADEMIC ALL-AMERICA TEAM

Matt Hiestand	Outfield	1988 (2nd)
Tim Kelly	Catcher	1981 (1st)
Russ Miller	Outfield	1985
Sheldon Steiner	Infield	2007 (2nd)
Brian Sullivan	Shortstop	1985

## COSIDA ACADEMIC ALL-DISTRICT TEAM

Justin Alaburda	Pitcher	2003 (3rd)
Bill Daugherty	Outfield	2002 (2nd)
Matt Englander	Pitcher	2001 (2nd)
Jake Frank	Third Base	2003 (2nd), 2004 (2nd)
Sean Malone	Outfield	1999
Brian Miller	Pitcher	2004 (2nd)
Jake Sankal	Outfield	2008 (2nd)
Sheldon Steiner	First Base	2007 (1st)
Matt Yates	Outfield	1993

## ABCA ALL-MIDEAST REGION TEAM

Name	Position	Year (Honor)
<b>Matt Barnes</b>	<b>Pitcher</b>	<b>2007 (2nd)</b>
Brett Beech	Pitcher	1994 (1st)
Chris Bell	Third Base	1990 (HM), 1991 (2nd)
Drew Binkowski	Pitcher	1998 (1st)
Brent Bizyak	Outfield	1989 (1st)
Brandon Boesiger	Catcher	2005 (1st), 2006 (2nd)
Matt Burdette	Outfield	1992 (2nd)
Ben Byo	Catcher	2000 (HM)
Pat Christensen	Outfield	2005 (1st)
Chris Cingolani	First Base	1992 (2nd), 1994 (1st)
Jason Dagan	Outfield	1994 (2nd)
Tom Daly	Pitcher	1986 (N/A)
Bill Daugherty	Outfield	2002 (2nd)
Matt Englander	Pitcher	2000 (1st), 2001 (1st), 2002 (1st)
Oliver Enos	Designated Hitter	2007 (3rd)
Tom Flynn	Outfield	1989 (2nd), 1991 (2nd)
Jake Frank	Third Base	2002 (2nd), 2003 (1st), 2004 (1st), 2005 (1st)
<b>Tyler Fugate</b>	<b>Pitcher</b>	<b>2010 (2nd)</b>
Terry Gladis	Outfield	1994 (1st), 1995 (2nd)
Matt Groezinger	Utility/First Base	2009 (2nd), 2010 (2nd)
P.J. Guerrieri	Second Base	1995 (2nd), 1996 (1st)
Erik Hagen	Third Base	1992 (2nd), 1993 (HM)
Mike Hatfield	Outfield	1988 (N/A)
Rob Hatfield	Pitcher	1985 (N/A)
Matt Hiestand	First Base	1988 (N/A), 1989 (2nd), 1990 (1st)
Kevin Howard	Designated Hitter	1988 (N/A)
Rob Howerton	Second Base	1988 (N/A)
Matt Jackson	Catcher	1996 (1st), 1997 (1st)
Matthew Johnson	Second Base	2010 (1st)
Kurt Kapferer	First Base/DH	2004 (2nd), 2005 (1st), 2006 (1st)
Sean Karpen	First Base/Outfield	2008 (2nd), 2009 (1st)
Dave Kessler	Outfield/Designated Hitter	1985 (N/A), 1986 (N/A)
Bryan Kinney	Outfield	1998 (1st)
Tim Lake	Shortstop	1995 (2nd), 1996 (HM)
Cary McConnell	Third Base	1987 (N/A)
<b>Justin McDowell</b>	<b>Pitcher</b>	<b>2009 (1st), 2010 (2nd)</b>
Chris Mihin	Designated Hitter	1998 (1st), 1999 (HM)
Mark Miller	Pitcher	2009 (1st)
Matt Miller	Second Base	2002 (2nd), 2003 (2nd), 2004 (1st)
Russ Miller	Outfield	1985 (N/A), 1986 (N/A)
Mike O'Brien	First Base	1986 (N/A)
Jon Oliver	Pitcher	2005 (1st), 2006 (1st)
Eric Ott	Shortstop	1989 (HM), 1990 (1st)
Dan Penberthy	First Base	2001 (1st)
Rob Peterson	Catcher	1989 (1st)
Rob Piscetta	Pitcher	1987 (N/A)
Jim Robertson	Pitcher	1990 (HM)
Matt Rodgers	Pitcher	1995 (1st), 1997 (2nd)
Gerry Sagerman	Pitcher	1992 (HM)
Adam Samson	Pitcher	2006 (2nd), 2007 (1st), 2008 (2nd)
Rick Sforzo	Third Base/Shortstop	1985 (NA), 1986 (NA), 1987 (NA)
Matt Sherrieb	Second Base	1989 (HM), 1991 (2nd)
Dan Skulina	Third Base	2008 (1st)
Travis Snyder	Second Base	1998 (2nd), 1999 (2nd)
Sheldon Steiner	First Base	2007 (1st)
Brian Stevens	Third Base	2001 (2nd)
Shaun Swearingen	Outfield	2006 (1st)
Anthony Trapuzzano	Pitcher	2007 (1st)
Jared Treadway	Outfield	2000 (HM), 2001 (1st)
Luke Ullman	Shortstop	2003 (3rd), 2004 (2nd), 2005 (1st)
Trevor Urban	Outfield/Shortstop	1997 (1st), 1998 (1st), 1999 (1st)
Dan Van Dyke	Pitcher	1997 (2nd), 1998 (2nd)
<b>Greg Van Horn</b>	<b>Shortstop</b>	<b>2010 (1st)</b>
Matt Vincler	Shortstop	1993 (2nd)
Jim Warga	Second Base	1993 (2nd)
Jason Weiner	Pitcher	1989 (HM), 1990 (2nd), 1991 (1st)
John Werner	Pitcher	1999 (HM), 2000 (2nd), 2001 (2nd), 2002 (2nd)

1st indicates first-team honoree

2nd indicates second-team honoree

HM indicates honorable mention selection

## ABCA MIDEAST REGION COACH OF THE YEAR

**Tim Pettorini** 1989, 1994, 1997, 2005, 2009

## NCAA DISTRICT IV SELECTIONS

Tim Basilone	Third Base	1980 (2nd)
Russ Crawford	Outfield	1977 (2nd), 1978 (1st)
Tim Kelly	Catcher	1980 (1st)
Mike Knox	Pitcher	1980 (1st)
Andy Matonak	Pitcher	1975 (3rd), 1976 (2nd)
Rob Steele	Second Base	1975 (3rd), 1976 (2nd)
Steve Sunagel	Third Base	1977 (2nd)

# ALL-TIME HONORS

## ALL-NORTH COAST ATHLETIC CONFERENCE TEAM

Name	Position	Year (Honor)
Justin Alaburda	Pitcher	2003 (1st), 2004 (1st)
<b>Matt Barnes</b>	<b>Pitcher</b>	<b>2007 (1st), 2010 (2nd)</b>
Mike Barone	Outfield/Second Base	2004 (2nd), 2005 (2nd), 2006 (2nd)
Jim Bartlett	Shortstop	1997 (HM), 1998 (HM)
Stu Beath	Outfield	2009 (2nd), 2010 (1st)
Brett Beech	Pitcher	1994 (1st)
Chris Bell	Third Base	1990 (1st), 1991 (1st)
Bruce Benedict	First Base	1985 (HM), 1986 (HM)
Drew Binkowski	Pitcher	1997 (HM), 1998 (1st)
Brent Bizyak	Outfield	1988 (HM), 1989 (1st)
Brandon Boesiger	Catcher	2005 (1st), 2006 (2nd), 2007 (HM)
Mark Bricker	Pitcher	1991 (2nd)
Matt Burdette	Outfield	1990 (2nd), 1991 (2nd), 1992 (HM)
Ben Byo	Catcher	1999 (2nd), 2000 (2nd), 2001 (HM)
Mike Casey	Outfield	1990 (HM)
Pat Christensen	Outfield	2005 (1st), 2007 (1st), 2008 (1st)
Chris Cingolani	First Base	1992 (2nd), 1994 (1st)
Tom Daly	Pitcher	1985 (1st), 1986 (1st)
Jason Dagan	Outfield	1994 (2nd)
Rich Danch	Pitcher	1987 (HM), 1988 (2nd), 1989 (1st)
Bill Daugherty	Outfield	2000 (2nd), 2001 (2nd), 2001 (1st), 2002 (1st)
Matt DeGrand	Pitcher	2009 (HM), 2010 (2nd)
Nick Donatelli	Pitcher	1994 (HM), 1996 (2nd)
Matt Englander	Pitcher	2000 (1st), 2001 (1st), 2002 (1st)
Oliver Enos	Third Base/DH	2006 (HM), 2007 (1st)
Shane Flinner	DH/First Base	1997 (2nd), 1998 (2nd), 1999 (1st)
Sean Flynn	First Base	1995 (2nd)
Tom Flynn	Outfield	1989 (HM), 1990 (HM), 1991 (1st)
Jake Frank	Third Base	2002 (1st), 2003 (1st), 2004 (1st), 2005 (1st)
Josh Frank	Pitcher	2002 (2nd)
<b>Tyler Fugate</b>	<b>Pitcher</b>	<b>2010 (1st)</b>
Terry Gladis	Outfield	1994 (1st), 1995 (1st)
Matt Groezinger	DH/First Base	2008 (1st), 2009 (1st), 2010 (1st)
P.J. Guerrieri	Second Base	1995 (1st), 1996 (1st)
Erik Hagen	Third Base	1992 (1st), 1993 (1st)
Mike Hatfield	Outfield	1986 (HM), 1987 (2nd), 1988 (1st)
Rob Hatfield	Pitcher	1985 (2nd)
Matt Hiestand	First Base	1987 (2nd), 1988 (1st), 1989 (2nd), 1990 (1st)
Kevin Howard	Catcher/DH	1986 (HM), 1987 (HM), 1988 (1st)
Rob Howerton	Second Base	1988 (2nd)
Matt Jackson	Catcher	1996 (1st), 1997 (1st)
Matthew Johnson	Infield	2008 (HM), 2010 (1st)
John Jordan	Pitcher	1989 (2nd), 1990 (HM)
Kurt Kapferer	First Base/DH	2003 (HM), 2004 (1st), 2005 (1st), 2006 (1st)
Sean Karpen	First Base/Outfield	2008 (1st), 2009 (1st)
Luke Katich	Pitcher	2004 (HM)
Brian Kemery	Shortstop	2001 (HM)
Dave Kessler	Outfield/DH	1985 (2nd), 1986 (1st)
Bryan Kinney	Outfield	1997 (2nd), 1998 (1st)
Tim Lake	Third Base	1994 (HM), 1995 (2nd), 1996 (1st)
Mark Lucas	Catcher	2004 (HM)
Ben Maibach	Pitcher	1999 (HM), 2000 (HM)
Brain Makowski	Pitcher	1996 (HM)
Cary McConnell	Third Base	1987 (1st), 1988 (1st), 1989 (1st)
<b>Justin McDowell</b>	<b>Pitcher</b>	<b>2009 (1st), 2010 (1st)</b>
Mark McKinney	Catcher	1991 (HM), 1992 (2nd), 1993 (HM)
Peter Meyer	DH	1985 (HM), 1986 (HM), 1987 (2nd)
Chris Mihin	DH	1998 (1st), 1999 (1st)
Brian Miller	Pitcher	2004 (2nd)
Mark Miller	Pitcher	2007 (2nd), 2008 (1st), 2009 (1st)
Matt Miller	Second Base	2002 (1st), 2003 (1st), 2004 (1st)
Russ Miller	Outfield	1985 (1st), 1986 (1st)
Nic Moga	Pitcher	2002 (HM)
Mike Morris	Pitcher	1998 (2nd), 1999 (2nd)
Andy Nowicki	Catcher/DH	1998 (HM), 2000 (HM)
Jeff Nowoczynski	Outfield	1999 (HM)
Mike O'Brien	First Base	1986 (2nd), 1987 (2nd), 1988 (1st)
Bubba O'Donnell	Infield	2008 (HM)
Jon Oliver	Pitcher	2003 (2nd), 2004 (2nd), 2005 (1st), 2006 (1st)
Eric Ott	Shortstop	1988 (2nd), 1989 (2nd), 1990 (1st)
Matt Palm	Catcher	1994 (1st), 1995 (HM)
Dan Penberthy	First Base	2001 (1st), 2002 (2nd)
Dave Peterjohn	Outfield	1986 (2nd), 1987 (HM)
Rob Peterson	Catcher	1988 (HM), 1989 (1st)
John Pickering	Catcher	1985 (HM)
Rob Piscetta	Pitcher	1986 (1st), 1987 (1st)

Name	Position	Year (Honor)
Scott Powell	DH	1990 (2nd)
George Radigan	Catcher	2001 (2nd), 2002 (HM), 2003 (2nd)
Jim Robertson	Pitcher	1990 (1st)
Matt Rodgers	Pitcher	1995 (1st), 1996 (HM), 1997 (2nd)
Gerry Sagerman	Pitcher	1988 (1st), 1991 (1st), 1992 (1st)
Adam Samson	Pitcher	2006 (1st), 2007 (1st), 2008 (1st)
Walt Samson	Pitcher	2005 (2nd), 2006 (HM)
Jake Sankal	Outfield	2007 (2nd), 2008 (1st)
Rick Sforzo	Third Base/Shortstop	1985 (1st), 1986 (1st), 1987 (1st)
Matt Sherrieb	Second Base	1989 (1st), 1990 (2nd), 1991 (2nd)
Dan Skulina	Third Base	2007 (HM), 2008 (1st)
Travis Snyder	Second Base	1997 (1st), 1998 (1st), 1999 (1st)
Sheldon Steiner	First Base	2007 (1st)
Brian Stevens	DH/Outfield	2001 (1st), 2002 (1st), 2003 (HM)
Brian Sullivan	Second Base	1986 (1st), 1987 (1st)
Shane Swearingen	Catcher	2010 (HM)
Shaun Swearingen	Outfield	2005 (HM), 2006 (1st), 2007 (1st)
John Tomlinson	Outfield	1992 (2nd)
Anthony Trapuzzano	Pitcher	2006 (2nd), 2007 (1st), 2008 (2nd), 2009 (2nd)
Jared Treadway	Outfield	1999 (2nd), 2000 (1st), 2001 (1st), 2002 (2nd)
Luke Ullman	Shortstop	2003 (2nd), 2004 (1st), 2005 (1st)
Todd Urban	Outfield	1993 (1st), 1995 (HM)
Trevor Urban	Outfield/Shortstop	1997 (1st), 1998 (1st), 1999 (1st)
Dan Van Dyke	Pitcher	1997 (1st), 1998 (1st)
<b>Greg Van Horn</b>	<b>Infield</b>	<b>2010 (1st)</b>
<b>Zack Vesco</b>	<b>Infield</b>	<b>2009 (HM), 2010 (2nd)</b>
Matt Vincler	Shortstop	1993 (1st), 1994 (2nd)
John Warren	Second Base	2009 (1st)
Jason Weiner	Pitcher	1989 (2nd), 1990 (1st), 1991 (1st)
Dave Wernecke	Outfield	2002 (2nd), 2003 (1st)
John Werner	Pitcher	1999 (1st), 2000 (1st), 2001 (1st), 2002 (1st)
Jeff Woller	Pitcher	1991 (HM)
Chris Wood	Outfield	2010 (HM)
Matt Yates	Outfield	1993 (HM)
Ross Yoder	Second Base	2005 (HM)

1st indicates first-team honoree

2nd indicates second-team honoree

HM indicates honorable mention selection

### NCAC PLAYER OF THE YEAR

Jake Frank	Third Base	2003
Matt Hiestand	First Base	1990
Matt Jackson	Catcher	1997
Matthew Johnson	Shortstop	2010
Kurt Kapferer	Designated Hitter	2006
Sean Karpen	First Base/Outfield	2008, 2009
Matt Miller	Second Base	2004
Rick Sforzo	Third Base/Shortstop	1985, 1986, 1987
Luke Ullman	Shortstop	2005
Trevor Urban	Shortstop	1999

### NCAC PITCHER OF THE YEAR

Matt Englander		2001, 2002
Mark Miller		2009
Jon Oliver		2005, 2006
Rob Piscetta		1987
Matt Rodgers		1995
Adam Samson		2007, 2008
Dan Van Dyke		1998
Jason Weiner		1991

### NCAC NEWCOMER OF THE YEAR

<b>Matt Barnes</b>	<b>Pitcher</b>	<b>2007</b>
Pat Christensen	Outfield	2005
Jake Frank	Third Base	2002
Jon Oliver	Pitcher	2003
John Quimby	Shortstop	2006

### NCAC COACH OF THE YEAR

<b>Tim Pettorini</b>	<b>1987, 1988, 1990, 1995, 2002, 2004, 2006, 2007, 2010</b>
----------------------	---

# ALL-TIME HONORS

## ALL-OHIO ATHLETIC CONFERENCE TEAM

Name	Position	Year (Honor)
Bill Ashwoth	Pitcher	1960 (1st)
Tim Basilone	Third Base	1979 (HM), 1980 (1st), 1981 (2nd)
Paul Becka	Pitcher	1971 (HM)
John Bohannon	Outfield	1974 (1st)
Chuck Chokenea	Pitcher	1980 (2nd), 1981 (1st)
Bill Colvin	Second Base	1978 (HM), 1979 (1st)
Russ Crawford	Pitcher/Outfield	1977 (1st), 1978 (1st), 1979 (1st)
Steve Czwalga	Catcher	1982 (2nd), 1983 (1st)
Doug Dye	Outfield	1971 (1st), 1972 (2nd), 1973 (2nd)
Steve Foder	First Base	1983 (HM)
Dave Fraser	Outfield	1960 (HM)
Nelson Glover	Outfield	1977 (1st), 1978 (1st)
Dave Gorsuch	Shortstop	1974 (2nd), 1977 (2nd)
Tom Grippa	Second Base	1977 (1st)
Rob Hatfield	Pitcher	1984 (HM)
Kim Hauenstein	Catcher	1971 (HM)
Dave Hopkins	Outfield	1968 (1st), 1969 (HM), 1970 (2nd)
Dave Kajganich	Second Base	1984 (1st)
Tim Kelly	Catcher	1979 (1st), 1980 (1st), 1981 (1st)
Mike Knox	Shortstop	1979 (2nd), 1980 (1st), 1981 (HM)
Denny LaDuke	Pitcher	1976 (HM)
Dave Lazor	Outfield	1966 (2nd)
Andy Matonak	Pitcher	1975 (2nd), 1976 (1st)
Frank McClure	Second Base	1967 (2nd)
John McElwain	Second Base	1973 (HM)
Bob McFadden	Pitcher	1980 (1st), 1981 (HM)
Pat McLaughlin	Catcher	1976 (HM)
Dave Poetter	Second Base	1970 (1st)
Drew Reynolds	Pitcher	1983 (2nd)
Rob Steele	Second Base	1975 (1st), 1976 (1st)
Jim Stehlin	Outfield/Pitcher	1981 (1st)
Steve Sunagel	Third Base	1977 (1st)
Dan Taylor	Outfield	1976 (2nd)
Bill Thombs	Outfield	1960 (1st)
Mike Treadway	Third Base	1978 (2nd)
Walt Vanderbush	Pitcher	1979 (HM)
John Wachtel	Outfield	1983 (2nd)
Mike Weber	Third Base	1966 (1st), 1968 (HM)
Dale Weygandt	Catcher	1960 (1st)
Jeff Whetsel	Catcher	1977 (2nd)

*1st indicates first-team honoree*

*2nd indicates second-team honoree*

*HM indicates honorable mention selection*

## OHIO ATHLETIC CONFERENCE PLAYER OF THE YEAR

Russ Crawford	Pitcher/Outfield	1979
Mike Knox	Shortstop	1980

# ALL-TIME SERIES RECORDS

Adrian	4-1	Greenville	2-0	Ripon	3-2
Akron	55-33-1	Grove City	2-0	Rochester	2-0
Albion	7-1	Hampden-Sydney	1-1	Rockford	4-0
<b>Allegheny</b>	<b>67-35</b>	<b>Heidelberg</b>	<b>54-23</b>	Rockhurst	0-1
Alma	1-1	Hillsdale	2-3	Roger Williams	1-0
Anderson	7-2	<b>Hiram</b>	<b>53-24</b>	Rose-Hulman	1-0
Appalachian State	0-1	Hope	5-1	Rowan	6-11
Aquinas	5-6	Illinois Benedictine	1-2	Rutgers-Camden	1-0
Ashland	54-33	Illinois College	3-0	Sacred Heart	0-1
Aurora	5-4	Illinois Tech	3-1	Shenandoah	0-1
Austin Peay	0-4	Illinois Wesleyan	2-0	Simpson	2-0
<b>Baldwin-Wallace</b>	<b>61-48</b>	Ithaca	1-0	Skidmore	3-1
Becker	1-0	Jacksonville	0-2	South Carolina-Aiken	0-1
Beloit	1-0	<b>John Carroll</b>	<b>18-5</b>	Southern Maine	0-3
Benedictine (Ill.)	3-0	Johns Hopkins	2-3-1	Southwest Missouri	0-1
Bethel (Minn.)	5-0	Kean	3-3	Spalding	1-0
Bethune-Cookman	4-4	Kent State	23-20	St. Bonaventure	0-2
Blackburn	1-0	Kent State (Canton)	1-0	St. John's (Minn.)	4-0
Bluefield State	1-0	<b>Kenyon</b>	<b>152-30</b>	St. Joseph's (Maine)	2-0
Bluffton	6-0	Knox	1-0	St. Thomas (Minn.)	3-4
Bowling Green	2-1	Knoxville	2-0	St. Xavier	2-2
Bridgewater	1-0	<b>LaGrange</b>	<b>1-0</b>	Stevens Institute	1-0
Brockport State	1-1	Lakeland	4-0	Suffolk	2-2
Calvin	2-0	Lambuth	4-3	Susquehanna	1-0
Capital	22-10	Lawrence	1-0	Tennessee-Martin	0-3
Carroll (Wis.)	4-0	Lee	6-2	Tennessee Temple	2-0
Carson-Newman	1-12	Lima	1-0	Thiel	0-1
Carthage	5-3	Lynchburg	1-0	Thomas More	0-2
<b>Case Western Reserve</b>	<b>80-30-1</b>	MacMurray	0-1	Tiffin	10-0
Central	1-0	Macalester	1-0	Toledo	3-1
Central State	6-0	Malone	20-5-1	Transylvania	5-0
Chapman	2-0	<b>Manchester</b>	<b>3-4</b>	Trinity	1-0
Charleston (W. Va.)	2-0	Mansfield State	1-2	Tusculum	2-0
Chicago State	2-0	<b>Marietta</b>	<b>19-30</b>	UC-San Diego	0-1
Cincinnati	1-1	Marian (Wis.)	9-0	Union	0-4
Clarkson (N.Y.)	4-0	Mars Hill	1-0	University of the South	1-1
Cleary	1-0	Mary Washington	1-0	Upper Iowa	2-0
Cleveland State	7-7	Maryville	3-0	Urbana	6-2
Concordia (Ill.)	3-0	Mass.-Boston	2-0	Valparaiso	2-0
Cortland State	3-1	Mass. Inst. Technology	2-2	Vanderbilt	0-1
Culver-Stockton	1-0	Merrimack	2-0	<b>Wabash</b>	<b>14-2</b>
David Lipscomb	2-0	Messiah	1-0	Walsh	12-2
Davis & Elkins	1-0	Miami (Ohio)	0-1	Warner-Southern	2-0
Defiance	7-0	Michigan	1-3	Washington (Md.)	3-0
Delta State	0-3	Michigan State	0-1	<b>Washington &amp; Jefferson</b>	<b>5-4</b>
<b>Denison</b>	<b>85-26</b>	Milligan	1-0	Webster	1-0
DePauw	2-0	Minn.-Duluth	1-0	Wesleyan	0-1
Dickinson	1-0	Minn.-Morris	4-0	Westfield State	3-0
Duquesne	0-1	Missouri-Rolla	0-0-1	West Virginia	0-5
Earlham	27-1	Monmouth	2-0	West Virginia Tech	4-0
East Tennessee State	1-1	Mount St. Joseph	2-0	West Virginia Wesleyan	1-0
Eastern Mennonite	1-0	Mt. Union	65-35	Widener	3-1-1
Edgewood	1-0	Mt. Vernon Nazarene	11-3	Wilkes	1-0
Edward Waters	1-0	<b>Muskingum</b>	<b>40-27-1</b>	William Jewel	3-0
Elizabethtown	1-0	New England College	1-0	William Paterson	2-2
Elmhurst	0-1	North Carolina Wesleyan	1-1	Wilmington	7-3
Embry-Riddle	13-1	North Central	0-2	Winona State	1-0
Emory	4-1	North Dakota State	1-0	Wis.-River Falls	0-1
Emory & Henry	5-0	Northern Kentucky	1-1	Wis.-Stevens Point	6-1
Fairmont State	4-0-1	North Park	1-2	Wis.-Stout	4-1
Faulkner	0-1	<b>Oberlin</b>	<b>180-39-1</b>	Wis.-Whitewater	0-2
Ferris State	1-0	Ohio Dominican	9-9	<b>Wittenberg</b>	<b>49-33</b>
Ferrum	0-1	Ohio Northern	21-18-1	Worcester State	6-1
Findlay	11-3	Ohio State	13-20	Xavier	1-0
Fisher	1-0	<b>Ohio Wesleyan</b>	<b>78-73-1</b>	Yale	1-0
Flagler	13-3-1	Ohio University	4-3	York	0-1
Florida Inst. Technology	10-13	Otterbein	43-6	Youngstown State	4-7
Fontbonne	2-0	Penn State Behrend	4-1		
Forest Park	1-0	Philadelphia Textile	1-0		
Fredonia State	2-0	Pittsburgh	2-0		
Geneva	5-4	Point Park	1-1		
Grand Valley State	1-0	Rhode Island College	2-0		
Grand View	1-0	Rio Grande	2-1		

*Bold indicates 2011 opponents*

# GAME-BY-GAME RESULTS

**1880 (0-1)**  
**No Coach**  
 Kenyon ————— L, 2-12

**1881 (0-2)**  
**No Coach**  
 Mount Union ————— L, 4-6  
 Mount Union ————— L, 6-12

**1882 (1-0)**  
**No Coach**  
 Akron Buchtel ————— W, 7-5

**1883 (0-1)**  
**No Coach**  
 Akron Buchtel ————— L, 9-26

**1884 (2-1)**  
**No Coach**  
 Mount Union ————— W, 12-10  
 Ohio State ————— W, 11-4  
 Mount Union ————— L, 15-16

*No games played 1885-1887*

**1888 (4-1)**  
**No Coach**  
 Oberlin ————— L, 5-8  
 Western Reserve ————— W, 5-3  
 Western Reserve ————— W, 3-1  
 Kenyon ————— W, 7-1  
 Oberlin ————— W, 12-3

**1889 (2-2)**  
**No Coach**  
 Kenyon ————— W, 14-8  
 Oberlin ————— L, 6-12  
 Kenyon ————— L, 3-5  
 Oberlin ————— W, 16-13

**1890 (6-2)**  
**No Coach**  
 Ohio State ————— W, 15-5  
 Kenyon ————— W, 5-0  
 Ohio State ————— L, 7-11  
 Denison ————— W, 10-5  
 Akron Buchtel ————— W, 5-3  
 Denison ————— W, 9-3  
 Akron Buchtel ————— W, 15-3  
 Kenyon ————— L, 2-4

**1891 (6-2)**  
**No Coach**  
*State Champions*  
 Ohio State ————— W, 6-2  
 Denison ————— L, 2-14  
 Akron Buchtel ————— W, 12-8  
 Denison ————— W, 4-3  
 Kenyon ————— W, 22-12  
 Akron Buchtel ————— L, 7-9  
 Ohio State ————— W, 16-3  
 Ohio Wesleyan ————— W, 6-2

*No games played 1892-1899*

**1900 (1-4)**  
**Coach - William A. McMaster**  
 Kenyon ————— L, 12-13  
 Oberlin ————— L, 10-19  
 Adelbert ————— W, 10-7  
 Mount Union ————— L, 14-15  
 Hiram ————— L, 10-13

**1901 (0-3)**  
**Coach - Charles Wilhelm**  
 Mount Union ————— L, 8-21  
 Ohio State ————— L, 7-26  
 Kenyon ————— L, 4-9

**1902 (6-2)**  
**Coach - Charles Wilhelm**  
 Akron Buchtel ————— W, 28-2

Case ————— L, 7-10  
 Western Reserve ————— L, 8-12  
 Ohio State ————— W, 5-4  
 Kenyon ————— W, 11-2  
 Ohio Wesleyan ————— W, 20-2  
 Baldwin-Wallace ————— W, 8-1  
 Hiram ————— W, 20-0

**1903 (6-3)**

**Coach - L.W. St. John**

Baldwin-Wallace ————— L, 12-13  
 Akron Buchtel ————— W, 18-0  
 Oberlin ————— L, 1-10  
 Washington & Jefferson ————— W, 3-2  
 Western Reserve ————— W, 9-1  
 Baldwin-Wallace ————— L, 6-8  
 Case ————— W, 5-4  
 Ohio Wesleyan ————— W, 10-2  
 Kenyon ————— W, 6-2

**1904 (4-4)**

**Coach - L.W. St. John**

Case ————— L, 6-12  
 Ashland ————— W, 8-2  
 Akron Buchtel ————— W, 15-0  
 West Virginia ————— L, 7-8  
 West Virginia ————— L, 3-5  
 Baldwin-Wallace ————— W, 1-0  
 Denison ————— L, 0-12  
 Case ————— W, 7-0

**1905 (3-10)**

**Coach - L.W. St. John**

Mount Union ————— W, 6-5  
 Oberlin ————— L, 2-3  
 Ohio Wesleyan ————— L, 0-2  
 Oberlin ————— W, 7-1  
 West Virginia ————— L, 5-9  
 Kenyon ————— W, 12-5  
 Ohio State ————— L, 6-17  
 Mount Union ————— L, 2-4  
 Washington & Jefferson ————— L, 2-4  
 Washington & Jefferson ————— L, 5-12  
 Washington & Jefferson ————— L, 4-8  
 Denison ————— L, 3-4  
 Ohio State ————— L, 2-8

**1906 (7-2)**

**Coach - L.W. St. John**

Oberlin ————— W, 6-4  
 Case ————— L, 3-4  
 Ohio Wesleyan ————— W, 4-0  
 Denison ————— W, 5-4  
 Ohio Wesleyan ————— L, 3-4  
 Mount Union ————— W, 7-5  
 Ohio State ————— W, 6-5  
 Kenyon ————— W, 3-0  
 Denison ————— W, 3-2

**1907 (6-9)**

**Coach - L.W. St. John**

Denison ————— L, 3-5  
 Ohio Wesleyan ————— W, 3-1  
 Ohio State ————— L, 2-3  
 Western Reserve ————— W, 3-2  
 Michigan ————— L, 0-2  
 Ohio State ————— W, 2-1  
 Denison ————— L, 1-4  
 Ohio State ————— L, 6-9  
 Lima College ————— W, 3-0  
 Case ————— L, 2-6  
 Washington & Jefferson ————— L, 0-1  
 Case ————— L, 1-2  
 Ohio Wesleyan ————— W, 5-3  
 Oberlin ————— W, 7-6  
 Kenyon ————— L, 4-6

**1908 (10-4)**

**Coach - L.W. St. John**

Pittsburgh ————— W, 7-3  
 Ohio Wesleyan ————— L, 7-9  
 Ashland ————— W, 11-10  
 Case ————— L, 5-6  
 Western Reserve ————— W, 4-0  
 Denison ————— W, 5-0  
 Kenyon ————— W, 16-3  
 Michigan ————— W, 4-3  
 Ohio Wesleyan ————— W, 9-7  
 Oberlin ————— L, 3-7  
 West Virginia ————— L, 4-10  
 Ohio Northern ————— W, 3-0  
 Oberlin ————— W, 4-2  
 Western Reserve ————— W, 6-3

**1909 (14-5)**

**Coach - L.W. St. John**

Kenyon ————— W, 8-2  
 Michigan ————— L, 1-5  
 Case ————— W, 4-0  
 Ohio Northern ————— W, 4-3  
 Denison ————— W, 6-0  
 Ohio State ————— L, 7-8  
 Ohio State ————— W, 3-2  
 Case ————— L, 2-6  
 Ohio Wesleyan ————— W, 1-0  
 Western Reserve ————— W, 3-1  
 Michigan ————— L, 0-5  
 Ohio Northern ————— W, 2-1  
 Oberlin ————— W, 6-5  
 Mount Union ————— L, 1-3  
 Findlay ————— W, 6-2  
 Ohio Wesleyan ————— W, 4-2  
 Ohio Wesleyan ————— W, 10-8  
 Oberlin ————— W, 14-6  
 Kenyon ————— W, 7-5

**1910 (4-4)**

**Coach - W.E. Johnston**

Kenyon ————— W, 7-3  
 Western Reserve ————— L, 2-5  
 Case ————— W, 3-2  
 Denison ————— W, 11-6  
 Ohio Wesleyan ————— L, 4-9  
 Oberlin ————— W, 4-1  
 Ohio Northern ————— L, 5-10  
 West Virginia ————— L, 1-5

**1911 (9-1)**

**Coach - W.E. Johnston**

Akron Buchtel ————— W, 3-2  
 Kenyon ————— W, 22-1  
 Denison ————— W, 12-9  
 Western Reserve ————— L, 2-3  
 Otterbein ————— W, 6-0  
 Kenyon ————— W, 14-10  
 Oberlin ————— W, 9-2  
 Ohio University ————— W, 5-3  
 Ohio University ————— W, 4-2  
 Otterbein ————— W, 7-1

**1912 (7-3)**

**Coach - H.B. Lloyd**

Ohio Wesleyan ————— W, 2-1  
 Otterbein ————— W, 3-0  
 Case ————— W, 6-1  
 Washington & Jefferson ————— W, 8-3  
 Denison ————— W, 5-2  
 Oberlin ————— L, 2-6  
 Denison ————— L, 2-4  
 Otterbein ————— W, 7-4  
 Western Reserve ————— W, 4-1  
 Kenyon ————— L, 1-6

**1913 (4-3)**

**Coach - H.B. Lloyd**

Ohio State ————— L, 2-5  
 Kenyon ————— W, 7-2  
 Washington & Jefferson ————— W, 2-0

Kenyon ————— W, 9-2  
 Oberlin ————— W, 2-0  
 Ohio Wesleyan ————— L, 5-6  
 Oberlin ————— L, 4-6

**1914 (7-6)**

**Coach - C.C. Childs**

Ashland ————— W, 19-5  
 Kenyon ————— W, 7-1  
 Baldwin-Wallace ————— W, 11-1  
 Wittenberg ————— L, 5-7  
 Heidelberg ————— W, 5-3  
 Case ————— L, 3-7  
 Denison ————— W, 3-2  
 Case ————— W, 5-3  
 Ohio University ————— L, 0-4  
 Ohio Wesleyan ————— L, 1-5  
 Ohio University ————— L, 0-10  
 Ohio University ————— W, 3-2  
 Mount Union ————— L, 5-6

**1915 (4-5)**

**Coach - Charles Wilhelm**

Case ————— L, 8-9  
 Wittenberg ————— W, 11-0  
 Ohio University ————— L, 0-14  
 Ohio State ————— L, 1-11  
 Kenyon ————— W, 7-4  
 Oberlin ————— L, 4-6  
 Kenyon ————— W, 12-2  
 Mount Union ————— W, 7-4  
 Oberlin ————— L, 1-11

**1916 (11-2)**

**Coach - L.C. Boles**

Case ————— W, 4-3  
 Ohio University ————— W, 8-2  
 Miami of Ohio ————— L, 1-2  
 Western Reserve ————— W, 8-3  
 Otterbein ————— W, 6-3  
 Denison ————— W, 5-3  
 Baldwin-Wallace ————— W, 19-0  
 Mount Union ————— W, 7-3  
 Case ————— W, 4-3  
 Oberlin ————— W, 4-3  
 Ohio Wesleyan ————— L, 3-4  
 Mount Union ————— W, 5-3  
 Akron ————— W, 10-1

**1917 (6-2)**

**Coach - L.C. Boles**

Case ————— W, 10-1  
 Case ————— W, 20-4  
 Baldwin-Wallace ————— W, 15-3  
 Akron ————— W, 9-0  
 Muskingum ————— W, 9-3  
 Ohio State ————— L, 3-10  
 Western Reserve ————— L, 5-12  
 Akron ————— W, 8-5

**1918 (2-3)**

**Coach - L.C. Boles**

Case ————— L, 5-6  
 Heidelberg ————— W, 2-1  
 Ohio State ————— L, 1-8  
 Ohio Wesleyan ————— L, 5-6  
 Case ————— W, 4-3

**1919 (4-3)**

**Coach - L.C. Boles**

Case ————— W, 7-0

\*\* Spring Trip  
 v Wooster Tournament  
 • Conference Contest  
 ^ Conference Tournament  
 + NCAA Regionals  
 # NCAA Div. III World Series

# GAME-BY-GAME RESULTS

Denison ————— L, 8-9  
 Ohio Northern ————— L, 3-4  
 Case ————— W, 12-5  
 Akron ————— W, 11-3  
 Oberlin ————— L, 6-7  
 Denison ————— W, 5-1

## 1920 (7-3)

### Coach - L.C. Boles

Heidelberg ————— L, 2-3  
 Oberlin ————— W, 10-6  
 Western Reserve ————— L, 5-13  
 Case ————— W, 10-0  
 Case ————— W, 12-5  
 Akron ————— W, 9-0  
 Ohio Northern ————— L, 6-7  
 Oberlin ————— W, 7-6  
 Western Reserve ————— W, 7-1  
 Muskingum ————— W, 2-1

## 1921 (3-2)

### Coach - L.C. Boles

Case ————— L, 17-18  
 Case ————— W, 7-5  
 Akron ————— W, 19-2  
 Denison ————— W, 10-8  
 Ohio State ————— L, 0-13

## 1922 (2-6)

### Coach - L.C. Boles

Ashland ————— W, 11-5  
 Ohio Wesleyan ————— L, 1-15  
 Duquesne ————— L, 7-8  
 Akron ————— L, 8-12  
 Hiram ————— W, 3-2  
 Ohio State ————— L, 5-7  
 Western Reserve ————— L, 2-5  
 Akron ————— L, 6-11

## 1923 (6-5)

### Coach - L.C. Boles

Akron ————— W, 11-3  
 Ashland ————— W, 9-8  
 Hiram ————— W, 6-3  
 Denison ————— W, 17-4  
 Denison ————— W, 7-1  
 Ashland ————— L, 5-7  
 Akron ————— L, 6-8  
 Western Reserve ————— L, 6-13  
 Western Reserve ————— L, 6-7  
 Ohio Wesleyan ————— W, 5-2  
 Ohio Wesleyan ————— L, 6-7

## 1924 (10-3)

### Coach - Art Murray

Western Reserve ————— W, 6-4  
 Hiram ————— W, 4-3  
 Denison ————— W, 14-4  
 Ashland ————— W, 3-2  
 Ohio Northern ————— W, 9-8  
 Ohio Wesleyan ————— W, 4-1  
 Denison ————— W, 8-2  
 Ohio Wesleyan ————— L, 2-3  
 Alma ————— W, 2-1  
 Ashland ————— L, 7-10  
 Akron ————— W, 8-7  
 Western Reserve ————— L, 8-14  
 Mount Union ————— W, 8-1

## 1925 (13-2)

### Coach - Art Murray

Western Reserve ————— W, 9-7  
 Western Reserve ————— W, 3-2  
 Denison ————— W, 5-4  
 Akron ————— W, 9-2  
 Ashland ————— W, 8-4  
 Oberlin ————— W, 9-3  
 Cincinnati ————— W, 5-4  
 Denison ————— L, 3-4

Mount Union ————— W, 1-0  
 Ashland ————— W, 10-5  
 Ohio State ————— W, 3-1  
 Akron ————— W, 15-5  
 Oberlin ————— W, 14-6  
 Ohio Wesleyan ————— L, 7-8  
 Ohio Wesleyan ————— W, 6-1

## 1926 (8-6)

### Coach - Art Murray

Denison ————— W, 20-4  
 Akron ————— L, 2-4  
 Western Reserve ————— L, 5-6  
 Baldwin-Wallace ————— W, 16-8  
 Oberlin ————— L, 3-6  
 Western Reserve ————— W, 14-4  
 Oberlin ————— W, 4-2  
 Baldwin-Wallace ————— W, 7-4  
 Akron ————— W, 16-5  
 Ohio State ————— L, 3-4  
 Mount Union ————— L, 3-9  
 Ashland ————— W, 4-2  
 Ohio Wesleyan ————— L, 4-6  
 Ohio Wesleyan ————— W, 5-1

## 1927 (11-2)

### Coach - Art Murray

Baldwin-Wallace ————— W, 11-4  
 Western Reserve ————— L, 12-13  
 Akron ————— W, 11-2  
 Baldwin-Wallace ————— W, 6-4  
 Mount Union ————— W, 19-1  
 Ashland ————— W, 5-0  
 Ashland ————— W, 8-3  
 Ashland ————— L, 1-2  
 Oberlin ————— W, 11-4  
 Ohio State ————— W, 4-3  
 Akron ————— W, 20-5  
 Ohio Wesleyan ————— W, 5-3  
 Ohio Wesleyan ————— W, 2-1

## 1928 (8-3)

### Coach - Art Murray

Mount Union ————— W, 3-0  
 Ashland ————— W, 4-2  
 Baldwin-Wallace ————— W, 18-8  
 Ashland ————— L, 2-4  
 Akron ————— W, 7-6  
 Western Reserve ————— W, 5-4  
 Baldwin-Wallace ————— L, 4-6  
 Oberlin ————— W, 5-3  
 Mount Union ————— W, 8-6  
 Ohio State ————— L, 4-7  
 Oberlin ————— W, 25-4

## 1929 (9-2-1)

### Coach - L.C. Boles

Baldwin-Wallace ————— W, 5-2  
 Oberlin ————— T, 2-2  
 Otterbein ————— W, 19-6  
 Mount Union ————— W, 3-2  
 Ohio Northern ————— W, 10-2  
 Akron ————— W, 11-6  
 Kent State ————— W, 6-1  
 Ohio State ————— L, 3-9  
 Akron ————— W, 11-2  
 Otterbein ————— W, 5-1  
 Cincinnati ————— L, 1-2  
 Baldwin-Wallace ————— W, 21-6

## 1930 (9-4)

### Coach - Art Murray

Baldwin-Wallace ————— L, 2-3  
 Otterbein ————— W, 9-7  
 Mount Union ————— W, 5-4  
 Otterbein ————— W, 8-7  
 Baldwin-Wallace ————— L, 5-6  
 Akron ————— W, 10-9  
 Ashland ————— W, 5-0

Ashland ————— L, 0-3  
 Akron ————— W, 12-2  
 Muskingum ————— L, 3-11  
 Kenyon ————— W, 3-2  
 Oberlin ————— W, 7-5  
 Oberlin ————— W, 15-0

## 1931 (10-2)

### Coach - Art Murray

Akron ————— W, 9-5  
 Kent State ————— W, 6-3  
 Mount Union ————— W, 1-0  
 Muskingum ————— W, 6-5  
 Baldwin-Wallace ————— L, 0-4  
 Akron ————— W, 7-6  
 Kent State ————— W, 6-3  
 Ashland ————— W, 6-1  
 Ashland ————— L, 2-3  
 Baldwin-Wallace ————— W, 2-1  
 Oberlin ————— W, 11-0  
 Oberlin ————— W, 9-2

## 1932 (10-3)

### Coach - Art Murray

Akron ————— W, 4-1  
 Mount Union ————— L, 6-7  
 Oberlin ————— W, 13-2  
 Kent State ————— W, 1-0  
 Ashland ————— W, 12-0  
 Mount Union ————— L, 1-7  
 Muskingum ————— L, 5-6  
 Hiram ————— W, 13-4  
 Oberlin ————— W, 7-1  
 Ashland ————— W, 10-2  
 Kent State ————— W, 6-5  
 Hiram ————— W, 12-2  
 Akron ————— W, 17-3

## 1933 (11-2)

### Coach - Art Murray

Kenyon ————— W, 15-1  
 Bluffton ————— W, 17-8  
 Findlay ————— W, 17-8  
 Bluffton ————— W, 20-9  
 Toledo ————— W, 15-3  
 Kent State ————— W, 6-1  
 Findlay ————— W, 6-5  
 Kent State ————— W, 11-3  
 Muskingum ————— L, 7-9  
 Oberlin ————— W, 6-5  
 Ashland ————— L, 8-10  
 Ashland ————— W, 7-3  
 Ashland ————— W, 15-5

## 1934 (11-2)

### Coach - Art Murray

Toledo ————— L, 3-4  
 Bowling Green ————— W, 11-7  
 Muskingum ————— W, 14-2  
 Oberlin ————— W, 6-5  
 Kent State ————— L, 5-8  
 Ashland ————— W, 6-5  
 Toledo ————— W, 3-0  
 Bowling Green ————— W, 9-3  
 Fenn ————— W, 11-10  
 Kent State ————— W, 13-0  
 Oberlin ————— W, 5-3  
 Ashland ————— W, 13-3  
 Kenyon ————— W, 27-1

## 1935 (9-5)

### Coach - Art Murray

Ashland ————— W, 16-0  
 Capital ————— W, 10-7  
 Fenn ————— W, 21-1  
 Baldwin-Wallace ————— W, 1-0  
 Oberlin ————— W, 7-6  
 Kent State ————— L, 4-8  
 Baldwin-Wallace ————— L, 6-9

Muskingum ————— W, 7-3  
 Kent State ————— W, 19-9  
 Ashland ————— W, 19-7  
 Ohio Wesleyan ————— W, 5-4  
 Oberlin ————— W, 5-6  
 Ohio Wesleyan ————— L, 1-6  
 Hillsdale ————— L, 8-12

## 1936 (9-6)

### Coach - Art Murray

Otterbein ————— W, 12-5  
 Muskingum ————— L, 7-8  
 Oberlin ————— W, 17-4  
 Oberlin ————— W, 8-0  
 Kent State ————— L, 5-6  
 Baldwin-Wallace ————— W, 8-4  
 Capital ————— L, 2-6  
 Kent State ————— W, 15-10  
 Kenyon ————— W, 14-6  
 Oberlin ————— L, 3-5  
 Ashland ————— W, 16-2  
 Ashland ————— W, 14-2  
 Otterbein ————— W, 10-1  
 Hillsdale ————— L, 6-8  
 Ohio State ————— L, 4-10

## 1937 (10-4)

### Coach - John Swigart

Muskingum ————— L, 3-9  
 Kenyon ————— W, 24-6  
 Denison ————— L, 5-8  
 Capital ————— W, 13-10  
 Oberlin ————— W, 8-4  
 Kent State ————— L, 1-2  
 Denison ————— W, 7-0  
 Ashland ————— W, 7-0  
 Oberlin ————— W, 12-6  
 Kenyon ————— W, 18-3  
 Kent State ————— L, 1-3  
 Ohio State ————— W, 6-5  
 Muskingum ————— W, 2-1  
 Hillsdale ————— W, 14-9

## 1938 (10-3)

### Coach - John Swigart

Denison ————— W, 9-2  
 Otterbein ————— W, 17-11  
 Kenyon ————— W, 19-6  
 Kent State ————— W, 13-6  
 Oberlin ————— W, 11-8  
 Capital ————— W, 5-2  
 Denison ————— W, 8-2  
 Otterbein ————— W, 18-6  
 Kenyon ————— W, 18-2  
 Oberlin ————— L, 7-10  
 Ohio State ————— L, 0-4  
 Kent State ————— L, 9-10  
 Hillsdale ————— W, 7-3

## 1939 (10-4)

### Coach - John Swigart

Michigan State ————— L, 9-14  
 Otterbein ————— W, 4-2  
 Capital ————— W, 7-6  
 Muskingum ————— W, 12-6  
 Hillsdale ————— L, 4-6  
 Kent State ————— W, 9-3  
 Muskingum ————— W, 7-3  
 Oberlin ————— W, 9-1

\*\* Spring Trip  
 v Wooster Tournament  
 • Conference Contest  
 ^ Conference Tournament  
 + NCAA Regionals  
 # NCAA Div. III World Series

# GAME-BY-GAME RESULTS

Ashland — L, 8-11  
 Oberlin — W, 8-5  
 Kent State — L, 2-3  
 Kenyon — W, 8-5  
 Ohio State — W, 6-5  
 Cleary — W, 9-2

## 1940 (9-5)

### Coach - John Swigart

Otterbein — W, 3-2  
 Ohio Wesleyan — L, 2-6  
 Muskingum — W, 6-1  
 Oberlin — W, 7-0  
 Kent State — L, 7-14  
 Heidelberg — W, 20-8  
 Capital — L, 1-5  
 Kent State — W, 11-4  
 Heidelberg — W, 9-7  
 Oberlin — W, 8-2  
 Kenyon — W, 6-2  
 Muskingum — L, 5-6  
 Ashland — L, 2-4  
 Illinois Wesleyan — W, 3-2

## 1941 (10-6)

### Coach - John Swigart

Ashland — L, 2-5  
 Heidelberg — W, 5-4  
 Kent State — L, 5-8  
 Capital — W, 13-4  
 Oberlin — L, 9-16  
 Muskingum — W, 3-2  
 Ohio Wesleyan — L, 5-7  
 Kent State — W, 8-7  
 Heidelberg — W, 14-4  
 Muskingum — W, 3-0  
 Otterbein — W, 10-7  
 Oberlin — W, 11-1  
 Ohio Wesleyan — L, 8-9  
 Ohio State — L, 7-8  
 Ashland — W, 8-6  
 Toledo — W, 10-8

## 1942 (6-3)

### Coach - John Swigart

Muskingum — W, 11-2  
 Ohio Wesleyan — L, 4-7  
 Kent State — W, 7-2  
 Oberlin — W, 7-4  
 Kent State — W, 5-4  
 Kenyon — W, 7-2  
 Oberlin — L, 1-2  
 Otterbein — W, 7-2  
 Ohio Wesleyan — L, 1-7

## 1943 (6-1)

### Coach - E.M. Hole

Muskingum — L, 1-3  
 Muskingum — W, 7-0  
 Kent State — W, 3-1  
 Ashland — W, 9-6  
 Ashland — W, 8-6  
 Ohio Wesleyan — W, 5-2  
 Kent State — W, 5-4

## 1944

### No Coach

No Team

## 1945 (3-7)

### Coach - John Swigart

Ohio Wesleyan — W, 14-7  
 Ashland — W, 1-0  
 Baldwin-Wallace — L, 2-5  
 Denison — W, 5-2

Oberlin — L, 0-14  
 Denison — L, 5-11  
 Baldwin-Wallace — L, 2-6  
 Ohio Wesleyan — L, 3-8  
 Oberlin — L, 6-11  
 Ashland — L, 4-9

## 1946 (12-2)

### Coach - John Swigart

Ashland — W, 10-5  
 Denison — W, 5-2  
 Kenyon — W, 9-6  
 Otterbein — W, 8-7  
 Baldwin-Wallace — W, 7-6  
 Otterbein — W, 5-4  
 Ashland — W, 3-1  
 Muskingum — W, 12-1  
 Muskingum — L, 2-5  
 Denison — W, 6-2  
 Ohio Wesleyan — L, 5-9  
 Baldwin-Wallace — W, 3-2  
 Kenyon — W, 7-2  
 Oberlin — W, 4-2

## 1947 (7-4)

### Coach - Art Murray

Fenn — L, 7-10  
 Ashland — W, 18-4  
 Baldwin-Wallace — W, 5-3  
 Ohio Wesleyan — L, 4-6  
 Kenyon — W, 6-5  
 Kent State — W, 2-1  
 Denison — W, 4-3  
 Baldwin-Wallace — L, 1-13  
 Oberlin — W, 11-10  
 Akron — W, 3-2  
 Akron — L, 1-2

## 1948 (11-4)

### Coach - Art Murray

Fenn — L, 2-4  
 Ashland — W, 6-5  
 Kenyon — W, 13-2  
 Oberlin — W, 7-5  
 Kent State — W, 12-7  
 Denison — W, 11-2  
 Mount Union — W, 7-0  
 Muskingum — W, 4-3  
 Oberlin — L, 2-4  
 Kenyon — W, 5-1  
 Ashland — W, 2-1  
 Baldwin-Wallace — W, 9-6  
 Akron — W, 6-1  
 Akron — L, 0-2  
 Baldwin-Wallace — L, 0-1

## 1949 (8-8)

### Coach - John Swigart

Kent State — L, 0-6  
 Kenyon — W, 14-9  
 Muskingum — L, 3-4  
 Kent (Canton) — W, 13-2  
 Ashland — L, 4-8  
 Oberlin — W, 4-3  
 Otterbein — W, 9-8  
 Muskingum — L, 7-9  
 Fenn — L, 0-2  
 Ashland — W, 8-6  
 Kenyon — W, 11-10  
 Oberlin — W, 3-0  
 Akron — L, 9-11  
 Akron — L, 2-3  
 Baldwin-Wallace — W, 6-3  
 Akron — L, 3-6

## 1950 (4-9)

### Coach - John Swigart

Heidelberg — L, 4-9  
 Kent State — L, 8-19

Kenyon — L, 2-8  
 Ohio Wesleyan — L, 5-15  
 Otterbein — L, 3-13  
 Muskingum — W, 5-2  
 Oberlin — W, 5-4  
 Mount Union — W, 9-5  
 Denison — L, 4-11  
 Ashland — W, 2-0  
 Oberlin — L, 1-5  
 Muskingum — L, 1-3  
 Thiel — L, 0-4

## 1951 (6-8-1)

### Coach - John Swigart

Kenyon — L, 7-12  
 Denison — L, 3-4  
 Kent State — L, 3-10  
 Baldwin-Wallace — W, 4-2  
 Ohio Wesleyan — T, 9-9  
 Albion — L, 3-8  
 Muskingum — W, 3-2  
 Oberlin — L, 5-11  
 Allegheny — W, 5-3  
 Ashland — L, 6-17  
 Akron — W, 8-5  
 Heidelberg — L, 4-5  
 Mount Union — W, 11-3  
 Oberlin — L, 3-10  
 Otterbein — W, 12-11

## 1952 (7-6)

### Coach - John Swigart

Ohio Wesleyan — L, 8-9  
 Kenyon — L, 4-6  
 Kent State — L, 5-8  
 Otterbein — L, 4-10  
 Muskingum — L, 1-5  
 Kenyon — W, 4-2  
 Akron — W, 3-0  
 Mount Union — W, 11-6  
 Albion — W, 6-4  
 Oberlin — L, 8-9  
 Allegheny — W, 8-5  
 Ashland — W, 12-11  
 Mount Union — W, 3-2

## 1953 (4-6)

### Coach - John Swigart

Mount Union — W, 4-0  
 Denison — L, 8-20  
 Baldwin-Wallace — L, 2-8  
 Kenyon — W, 10-0  
 Akron — W, 7-6  
 Oberlin — L, 2-5  
 Hiram — L, 6-8  
 Ohio Wesleyan — W, 7-4  
 Mount Union — L, 2-4  
 Ashland — L, 2-12

## 1954 (8-7)

### Coach - John Swigart

Akron — L, 11-12  
 Kenyon — W, 2-1  
 Allegheny — W, 4-2  
 Mount Union — W, 5-3  
 Fenn — L, 0-3  
 Kenyon — L, 4-16  
 Akron — W, 4-2  
 Oberlin — W, 8-5  
 Otterbein — W, 7-4  
 Mount Union — W, 12-10  
 Ashland — L, 0-19  
 Heidelberg — L, 1-2  
 Oberlin — W, 5-4  
 Kent State — L, 3-4  
 Hiram — L, 6-8

## 1955 (6-7)

### Coach - Mel Riebe

Kent State — W, 3-1  
 Fenn — W, 4-0  
 Muskingum — L, 2-5  
 Kenyon — L, 3-4  
 Mount Union — L, 2-22  
 Allegheny — L, 0-1  
 Kenyon — L, 1-13  
 Akron — L, 2-6  
 Hiram — W, 13-1  
 Mount Union — W, 6-5  
 Oberlin — W, 9-1  
 Ashland — W, 7-6  
 Oberlin — L, 2-3

## 1956 (5-5)

### Coach - John Swigart

Kenyon — L, 1-2  
 Heidelberg — W, 7-4  
 Hiram — W, 6-2  
 Kenyon — W, 13-3  
 Case Reserve — L, 1-3  
 Muskingum — L, 6-7  
 Allegheny — W, 11-3  
 Ashland — W, 10-3  
 Mount Union — L, 3-5  
 Mount Union — L, 0-1

## 1957 (6-6)

### Coach - John Swigart

Kenyon — W, 10-8  
 Fenn — W, 12-0  
 Muskingum — W, 6-0  
 Wittenberg — L, 7-8  
 Akron — W, 11-1  
 Mount Union — L, 2-6  
 Case Reserve — L, 2-8  
 Hiram — L, 4-5  
 Kenyon — W, 5-1  
 Mount Union — L, 1-4  
 Oberlin — W, 7-3  
 Oberlin — L, 5-6

## 1958 (10-3)

### Coach - John Swigart

Wittenberg — L, 3-5  
 Mount Union — W, 8-1  
 Akron — W, 5-1  
 Mount Union — W, 1-0  
 Oberlin — W, 5-3  
 Hiram — L, 1-3  
 Ashland — L, 4-5  
 Muskingum — W, 5-4  
 Akron — W, 4-2  
 Kenyon — W, 7-1  
 Fenn — W, 17-3  
 Oberlin — W, 7-0  
 Heidelberg — W, 3-1

## 1959 (12-3)

### Coach - John Swigart

Kenyon — W, 4-0  
 Hiram — W, 10-1  
 Wittenberg — L, 5-11  
 Oberlin — W, 5-2  
 Kenyon — W, 15-3  
 Kenyon — W, 9-3  
 Mount Union — W, 4-3  
 Mount Union — W, 5-0  
 Hiram — W, 7-3  
 Ashland — W, 13-5

\*\* Spring Trip  
 v Wooster Tournament  
 • Conference Contest  
 ^ Conference Tournament  
 + NCAA Regionals  
 # NCAA Div. III World Series

# GAME-BY-GAME RESULTS

Akron —————W, 3-1  
Muskingum —————W, 2-1  
Muskingum —————L, 0-4  
Oberlin —————L, 4-9  
Mount Union —————W, 8-4

## 1960 (10-3)

### Coach – John Swigart

Ashland —————W, 9-8  
Akron —————W, 3-2  
Mount Union —————L, 0-1  
Oberlin —————W, 4-3  
Kenyon —————W, 12-1  
Kenyon —————W, 10-1  
Hiram —————W, 10-2  
Mount Union —————W, 8-4  
Baldwin-Wallace —————W, 9-3  
Kenyon —————W, 14-0  
Muskingum —————L, 7-8  
Oberlin —————W, 7-2  
Wittenberg —————L, 5-6

## 1961 (5-10)

### Coach – John Swigart

Fenn —————W, 5-4  
Kenyon —————W, 2-1  
Ashland —————L, 3-7  
Akron —————W, 10-3  
Kenyon —————L, 3-6  
Ashland —————L, 3-4  
Baldwin-Wallace —————L, 3-11  
Oberlin —————L, 1-5  
Hiram —————L, 6-11  
Muskingum —————L, 0-8  
Heidelberg —————W, 7-5  
Mount Union —————L, 1-6  
Oberlin —————L, 5-6  
Hiram —————L, 4-11  
Akron —————W, 7-5

## 1962 (3-12, 1-12 OAC)

### Coach – John Swigart

Akron —————L, 0-9  
Kenyon —————L, 1-2  
Kenyon —————W, 8-5  
Hiram —————L, 2-7  
Kenyon —————L, 2-9  
Wittenberg —————L, 4-18  
Baldwin-Wallace —————L, 5-11  
Akron —————L, 1-3  
Ashland —————W, 11-5  
Muskingum —————L, 5-14  
Mount Union —————L, 3-13  
Oberlin —————L, 2-3  
Ferris State —————W, 6-5  
Heidelberg —————L, 1-6  
Hiram —————L, 1-4

## 1963 (1-12, 1-10 OAC)

### Coach – John Swigart

Baldwin-Wallace —————L, 7-11  
Hiram —————L, 4-5  
Kenyon —————W, 6-5  
Oberlin —————L, 2-3  
Mount Union —————L, 2-7  
Kenyon —————L, 1-3  
Akron —————L, 1-11  
Ashland —————L, 4-7  
Muskingum —————L, 4-12  
Akron —————L, 0-6  
Ashland —————L, 5-8  
Heidelberg —————L, 0-6  
Hiram —————L, 3-14

## 1964 (3-13-1, 3-11-1 OAC)

### Coach – John Swigart

Ashland —————L, 3-9  
Baldwin-Wallace —————W, 9-7  
Hiram —————L, 2-5

Akron —————L, 1-22  
Oberlin —————W, 1-0  
Oberlin —————L, 4-5  
Kenyon —————L, 1-3  
Wittenberg —————L, 0-9  
Denison —————W, 6-5  
Ashland —————L, 11-14  
Akron —————L, 7-9  
Hiram —————L, 0-2  
Heidelberg —————L, 2-5  
Heidelberg —————L, 2-12  
Mount Union —————L, 6-7  
Kenyon —————L, 5-8  
Muskingum —————T, 4-4

## 1965 (3-11, 2-10 OAC)

### Coach – John Swigart

Heidelberg —————L, 3-7  
Baldwin-Wallace —————L, 1-3  
Akron —————L, 2-4  
Ashland —————L, 4-8  
Hiram —————L, 4-7  
Ashland —————W, 6-1  
Muskingum —————L, 3-6  
Oberlin —————W, 9-5  
Mount Union —————L, 2-4  
Akron —————L, 1-2  
Hiram —————L, 2-7  
Baldwin-Wallace —————W, 7-6  
Mount Union —————L, 3-7  
Ohio Wesleyan —————L, 0-3

## 1966 (5-6, 3-4 OAC)

### Coach – John Swigart

Baldwin-Wallace —————L, 3-7  
Mount Union —————W, 10-0  
Akron —————L, 2-5  
Heidelberg —————L, 2-5  
Marietta —————L, 1-2  
Ashland —————L, 5-6  
Muskingum —————W, 5-4  
Akron —————W, 3-2  
Hiram —————L, 2-3  
Hiram —————W, 4-2  
Ashland —————W, 5-3

## 1967 (9-10, 7-5 OAC)

### Coach – Gordon Jeppson

East Tennessee —————L, 0-4  
Knoxville —————W, 19-6  
Carson-Newman —————L, 1-5  
Carson-Newman —————L, 5-6  
Carson-Newman —————L, 3-16  
Baldwin-Wallace —————W, 5-3  
Mount Union —————W, 3-2  
Mount Union —————L, 5-6  
Akron —————W, 3-2  
Kenyon —————W, 4-2  
Kenyon —————W, 4-0  
Heidelberg —————W, 5-2  
Oberlin —————W, 3-0  
Oberlin —————L, 0-1  
Ashland —————L, 5-6  
Muskingum —————W, 3-0  
Wittenberg —————L, 2-6  
Hiram —————L, 4-6  
Hiram —————L, 3-7

## 1968 (9-7, 3-6 OAC)

### Coach – Roger Welsh

Davis and Elkins —————W, 11-7  
Lynchburg —————W, 3-0  
Hampden-Sydney —————L, 2-13  
Hampden-Sydney —————W, 7-3  
Muskingum —————L, 2-3  
Baldwin-Wallace —————L, 3-5  
Mount Union —————L, 2-6

Mount Union —————L, 12-17  
Muskingum —————W, 10-3  
Heidelberg —————W, 12-8  
Oberlin —————L, 2-3  
Oberlin —————W, 3-2  
Ashland —————W, 12-3  
Akron —————W, 7-4  
Akron —————W, 10-7  
Wittenberg —————L, 7-9

## 1969 (7-14, 5-6 OAC)

### Coach – Roger Welsh

Carson-Newman —————L, 3-4  
Carson-Newman —————L, 0-4  
Appalachian State —————L, 7-13  
Mars Hill —————W, 15-6  
Baldwin-Wallace —————L, 1-2  
Ohio Wesleyan —————L, 1-6  
Ohio Wesleyan —————L, 2-5  
Heidelberg —————L, 3-5  
Oberlin —————W, 7-3  
Oberlin —————W, 6-0  
Akron —————L, 4-5  
Akron —————W, 15-7  
Wittenberg —————W, 10-6  
Wittenberg —————W, 10-3  
Ashland —————L, 5-9  
Hiram —————L, 0-1  
Cleveland State —————L, 0-7  
Cleveland State —————L, 0-3  
Mount Union —————L, 1-4  
Mount Union —————W, 1-0  
Ashland —————L, 7-8

## 1970 (17-13, 10-5 NCAC)

### Coach – Roger Welsh

David Lipscomb —————W, 3-2  
David Lipscomb —————W, 2-0  
Lambuth —————W, 9-4  
Forest Park —————W, 4-3  
Austin Peay —————L, 0-4  
Austin Peay —————L, 0-1  
Austin Peay —————L, 0-2  
Austin Peay —————L, 1-2  
Findlay —————L, 2-3  
Baldwin-Wallace —————L, 6-9  
Muskingum —————L, 6-9  
Kenyon —————W, 2-1  
Kenyon —————W, 6-2  
Heidelberg —————W, 11-1  
Oberlin —————W, 2-0  
Oberlin —————L, 0-3  
Akron —————W, 1-0  
Wittenberg —————W, 4-3  
Wittenberg —————W, 6-4  
Ashland —————W, 8-7  
Baldwin-Wallace —————L, 6-8  
Baldwin-Wallace —————W, 6-4  
Cleveland State —————L, 5-10  
Otterbein —————L, 3-7  
Otterbein —————W, 3-0  
Denison —————W, 11-5  
Denison —————W, 3-1  
Akron —————W, 5-1  
Akron —————L, 6-9  
Akron —————L, 3-6

## 1971 (17-13, 8-3 OAC)

### Coach – Roger Welsh

*OAC Northern Division Champions*  
University of the South \*\* —W, 12-3  
Tennessee Temple \*\* —W, 13-7  
Tennessee Temple \*\* —W, 6-4  
Knoxville \*\* —W, 21-3  
East Tennessee State \*\* —W, 2-1  
Carson-Newman \*\* —W, 4-2  
Carson-Newman \*\* —L, 3-4

Findlay —————L, 3-5  
Mount Union • —————W, 1-0  
Mount Union • —————W, 4-3  
Baldwin-Wallace • —————L, 4-5  
Ohio Wesleyan • —————W, 4-0  
Ohio Wesleyan • —————W, 7-6  
Urbana —————L, 4-5  
Urbana —————W, 9-0  
Heidelberg • —————W, 7-3  
Oberlin • —————W, 12-3  
Oberlin • —————W, 3-1  
Muskingum • —————L, 7-8  
Wittenberg • —————L, 4-12  
Wittenberg • —————W, 4-2  
Ashland —————L, 0-3  
Ohio Northern —————L, 1-4  
Marietta —————L, 2-4  
Ashland —————L, 6-7  
Youngstown —————L, 4-14  
Baldwin-Wallace —————L, 3-7  
Akron —————L, 0-3  
Urbana —————W, 3-2  
Urbana —————W, 6-1

## 1972 (10-14, 3-3 OAC)

### Coach – Roger Welsh

Delta State \*\* —————L, 3-17  
Delta State \*\* —————L, 6-10  
Union University \*\* —————L, 4-20  
Union University \*\* —————L, 2-9  
Tenn.-Martin \*\* —————L, 3-4  
Tenn.-Martin \*\* —————W, 6-7  
Tenn.-Martin \*\* —————L, 4-5  
Mount Union • —————W, 8-7  
Hiram —————W, 6-1  
Ashland —————L, 1-2  
Baldwin-Wallace • —————L, 4-6  
Urbana —————W, 7-4  
Urbana —————L, 1-8  
Kenyon • —————W, 5-4  
Ohio Northern —————W, 8-7  
Ohio Northern —————W, 8-1  
Heidelberg • —————W, 6-4  
Baldwin-Wallace • —————L, 1-4  
Baldwin-Wallace • —————L, 1-7  
Capital —————W, 7-3  
Capital —————W, 4-2  
Akron —————W, 6-1  
Youngstown —————L, 1-2  
Youngstown —————L, 1-5

## 1973 (12-14, 7-6 OAC)

### Coach – Roger Welsh

Lambuth \*\* —————W, 4-3  
Lambuth \*\* —————W, 5-4  
Lambuth \*\* —————L, 3-4  
Delta State \*\* —————L, 0-6  
Bethel \*\* —————W, 2-1  
Bethel \*\* —————W, 8-3  
Mount Union • —————W, 11-2  
Heidelberg • —————L, 3-4  
Heidelberg • —————W, 5-3  
Oberlin • —————W, 9-5  
Oberlin • —————W, 5-2  
Ashland —————W, 5-3  
Mount Union • —————L, 5-8  
Mount Union • —————W, 3-2

\*\* Spring Trip  
✓ Wooster Tournament  
• Conference Contest  
^ Conference Tournament  
+ NCAA Regionals  
# NCAA Div. III World Series

# GAME-BY-GAME RESULTS

Baldwin-Wallace • ————W, 3-2  
 Kenyon • ————W, 5-1  
 Ohio Northern ————L, 3-9  
 Ohio Northern ————L, 4-5  
 Heidelberg • ————L, 3-5  
 Baldwin-Wallace • ————L, 0-4  
 Baldwin-Wallace • ————L, 0-2  
 Ohio Dominican ————L, 4-6  
 Mount Union • ————L, 0-2  
 Youngstown ————L, 10-12  
 Akron ————L, 4-6  
 Akron ————L, 2-7

## 1974 (14-16, 8-5 OAC)

### Coach – Roger Welsh

Carson-Newman \*\* ————L, 3-5  
 Carson-Newman \*\* ————L, 4-7  
 Carson-Newman \*\* ————L, 2-6  
 Carson-Newman \*\* ————L, 0-1  
 Valparaiso \*\* ————W, 5-3  
 Valparaiso \*\* ————W, 3-2  
 Union \*\* ————L, 5-11  
 Union \*\* ————L, 1-7  
 Marietta ————L, 3-4  
 Oberlin • ————L, 0-2  
 Oberlin • ————W, 8-2  
 Heidelberg • ————W, 17-6  
 Kenyon • ————W, 15-6  
 Kenyon • ————L, 10-11  
 Ohio Northern • ————L, 2-4  
 Baldwin-Wallace • ————L, 3-8  
 Baldwin-Wallace • ————W, 5-3  
 Kenyon • ————W, 7-1  
 Ohio Wesleyan ————W, 2-1  
 Ohio Wesleyan ————W, 2-0  
 Oberlin • ————W, 5-4  
 Heidelberg • ————W, 3-1  
 Heidelberg • ————W, 4-1  
 Mount Union • ————L, 1-7  
 Capital ————L, 0-4  
 Capital ————W, 3-1  
 Youngstown ————L, 4-7  
 Youngstown ————L, 2-3  
 Akron ————W, 8-2  
 Akron ————L, 2-7

## 1975 (17-13, 9-6 OAC)

### Coach – Bill Henley

Carson-Newman \*\* ————L, 5-6  
 Carson-Newman \*\* ————L, 4-8  
 Vanderbilt \*\* ————L, 3-10  
 Lambuth \*\* ————L, 1-8  
 Lambuth \*\* ————W, 11-9  
 Lambuth \*\* ————L, 5-6  
 Malone ————W, 4-3  
 Baldwin-Wallace • ————L, 3-5  
 Mount Union • ————W, 6-2  
 Mount Union • ————L, 4-8  
 Marietta ————W, 5-4  
 Oberlin • ————W, 11-2  
 Oberlin • ————W, 3-0  
 Heidelberg • ————W, 10-5  
 Kenyon • ————W, 10-1  
 Kenyon • ————W, 12-5  
 Baldwin-Wallace • ————L, 0-1  
 Baldwin-Wallace • ————L, 7-9  
 Kenyon • ————W, 13-2  
 Ohio Wesleyan ————W, 4-3  
 Ohio Wesleyan ————W, 5-3  
 Oberlin • ————W, 5-1  
 Heidelberg • ————L, 6-8  
 Heidelberg • ————L, 6-7  
 Mount Union • ————W, 8-5  
 Capital ————L, 4-11  
 Capital ————W, 11-10

Youngstown ————W, 3-2  
 Akron ————L, 0-1  
 Akron ————W, 6-2

## 1976 (26-9, 12-5 OAC)

### Coach – Bob Morgan

Tusculum \*\* ————W, 4-0  
 Tusculum \*\* ————W, 5-0  
 Milligan \*\* ————W, 7-0  
 Emory and Henry \*\* ————W, 7-0  
 Emory and Henry \*\* ————W, 7-3  
 West Virginia Tech \*\* ————W, 7-3  
 West Virginia Tech \*\* ————W, 9-2  
 Malone ————L, 3-4  
 Heidelberg • ————W, 6-1  
 Heidelberg • ————W, 6-3  
 Mount Union • ————L, 3-6  
 Ohio Northern • ————L, 4-10  
 Ohio Northern • ————L, 2-11  
 Baldwin-Wallace • ————W, 5-4  
 Otterbein ————W, 6-1  
 Otterbein ————W, 4-1  
 Point Park ————L, 0-12  
 Point Park ————W, 8-5  
 Oberlin • ————W, 4-2  
 Oberlin • ————W, 5-0  
 Heidelberg • ————W, 16-6  
 Kenyon • ————W, 10-3  
 Kenyon • ————L, 3-4  
 Ohio Northern • ————W, 10-7  
 Baldwin-Wallace • ————W, 2-1  
 Baldwin-Wallace • ————L, 0-4  
 Oberlin • ————W, 22-1  
 Mount Union • ————W, 3-0  
 Mount Union • ————W, 3-2  
 Mt. Vernon Nazarene ————W, 7-3  
 Mt. Vernon Nazarene ————W, 2-1  
 Mt. Vernon Nazarene ————W, 12-2  
 Akron ————L, 0-6  
 Akron ————W, 2-0  
 Youngstown ————L, 0-1

## 1977 (31-6, 12-1 OAC)

### Coach – Bob Morgan

#### OAC Northern Division Champions

Grove City ————W, 19-0  
 Earlham \*\* ————W, 7-5  
 Earlham \*\* ————W, 13-1  
 Heidelberg \*\* • ————W, 15-3  
 Flagler \*\* ————W, 4-0  
 Flagler \*\* ————W, 13-7  
 Embry-Riddle \*\* ————L, 2-7  
 Embry-Riddle \*\* ————W, 17-0  
 Embry-Riddle \*\* ————W, 6-0  
 Flagler \*\* ————W, 11-3  
 Flagler \*\* ————W, 9-4  
 Bluffton ————W, 4-1  
 Bluffton ————W, 14-5  
 Kenyon • ————W, 6-4  
 Mount Union • ————W, 5-4  
 Ohio Northern • ————W, 7-1  
 Ohio Northern • ————W, 6-4  
 Baldwin-Wallace • ————W, 7-1  
 Otterbein ————W, 10-4  
 Otterbein ————W, 3-0  
 Case Reserve ————W, 7-3  
 Case Reserve ————W, 5-1  
 Heidelberg • ————W, 10-4  
 Kenyon • ————W, 4-0  
 Kenyon • ————W, 12-0  
 Baldwin-Wallace • ————W, 1-0  
 Baldwin-Wallace • ————L, 1-2  
 Oberlin ————W, 22-2  
 Oberlin ————W, 16-1  
 Mount Union • ————W, 7-6  
 Mount Union • ————W, 11-7

Marietta ^ ————W, 6-3  
 Marietta ^ ————L, 7-9  
 Marietta ^ ————L, 4-5  
 York + ————L, 1-5  
 DePauw + ————W, 5-1  
 Widener + ————L, 9-12

## 1978 (30-10, 9-3 OAC)

### Coach – Bob Morgan

Bridgewater \*\* ————W, 5-3  
 Flagler \*\* ————W, 4-0  
 Flagler \*\* ————W, 11-1  
 Embry-Riddle \*\* ————W, 6-2  
 Embry-Riddle \*\* ————W, 6-3  
 Florida Tech \*\* ————W, 5-4  
 Florida Tech \*\* ————W, 7-3  
 Florida Tech \*\* ————W, 14-2  
 Florida Tech \*\* ————W, 6-2  
 Mount Union \*\* ————L, 3-5  
 Embry-Riddle \*\* ————W, 6-0  
 Embry-Riddle \*\* ————W, 11-0  
 Trinity \*\* ————W, 7-3  
 Calvin \*\* ————W, 2-1  
 Calvin \*\* ————W, 10-0  
 Case Reserve ————L, 2-5  
 Case Reserve ————W, 16-1  
 Mount Union • ————W, 8-6  
 Mount Union • ————L, 5-6  
 Heidelberg • ————W, 5-0  
 Heidelberg • ————L, 2-4  
 Kenyon • ————W, 10-1  
 Ohio Northern • ————L, 0-1  
 Ohio Northern • ————W, 2-1  
 Wittenberg • ————W, 5-4  
 Wittenberg • ————L, 0-1  
 Ohio Northern • ————W, 9-3  
 Oberlin • ————W, 13-0  
 Oberlin • ————W, 11-0  
 Heidelberg • ————W, 18-5  
 Findlay ————W, 4-3  
 Findlay ————W, 4-2  
 Mount Union • ————W, 4-1  
 Marietta ^ ————L, 1-6  
 Marietta ^ ————L, 8-13  
 Widener + ————W, 12-7  
 Marietta + ————L, 0-12  
 Widener + ————W, 6-2  
 Wilkes + ————W, 6-5  
 Marietta + ————L, 1-10

## 1979 (40-8-1, 10-2 OAC)

### Coach – Bob Morgan

#### OAC Northern Division Champions

Flagler \*\* ————W, 12-0  
 Flagler \*\* ————W, 5-0  
 Marian \*\* ————W, 8-2  
 Flagler \*\* ————T, 1-1  
 Xavier \*\* ————W, 8-7  
 Embry-Riddle \*\* ————W, 3-0  
 Embry-Riddle \*\* ————W, 12-6  
 Embry-Riddle \*\* ————W, 9-7  
 Earlham \*\* ————W, 4-1  
 Florida Tech \*\* ————L, 3-5  
 Lee \*\* ————W, 4-3  
 Florida Tech \*\* ————W, 6-2  
 Lee \*\* ————W, 10-4  
 Florida Tech \*\* ————W, 13-5  
 Lee \*\* ————W, 8-3  
 Florida Tech \*\* ————W, 13-2  
 Edward Waters \*\* ————W, 13-0  
 Case Reserve ————W, 3-1  
 Case Reserve ————W, 14-1  
 Walsh ————W, 19-0  
 Baldwin-Wallace • ————W, 6-1  
 Ashland ————W, 6-2  
 Ashland ————W, 5-2

Ohio Northern • ————W, 17-2  
 Oberlin • ————W, 12-1  
 Oberlin • ————W, 17-0  
 Tiffin ————W, 7-0  
 Wittenberg • ————W, 6-0  
 Wittenberg • ————W, 3-2  
 Ohio Northern • ————W, 6-0  
 Oberlin • ————W, 9-0  
 Oberlin • ————W, 8-2  
 Heidelberg • ————W, 4-1  
 Akron ————L, 3-6  
 Kenyon • ————W, 5-2  
 Kenyon • ————L, 1-2  
 Findlay ————W, 4-2  
 Findlay ————W, 19-2  
 Ohio Wesleyan ————W, 11-6  
 Baldwin-Wallace • ————L, 2-6  
 Baldwin-Wallace • ————W, 2-0  
 Mount Union • ————W, 6-4  
 Marietta ^ ————L, 10-11  
 Marietta ^ ————L, 3-4  
 Mansfield State + ————L, 2-3  
 DePauw + ————W, 15-8  
 Marietta + ————W, 5-2  
 Ashland + ————W, 4-1  
 Mansfield State + ————L, 3-4

## 1980 (45-7, 12-2 OAC)

### Coach – Bob Morgan

#### OAC Northern Division Champions

Flagler \*\* ————W, 6-0  
 Flagler \*\* ————W, 2-0  
 Flagler \*\* ————W, 7-0  
 Embry-Riddle \*\* ————W, 7-3  
 Embry-Riddle \*\* ————W, 2-1  
 Embry-Riddle \*\* ————W, 13-0  
 Embry-Riddle \*\* ————W, 11-0  
 Bluffton \*\* ————W, 7-2  
 Bluffton \*\* ————W, 13-1  
 Earlham \*\* ————W, 14-3  
 Earlham \*\* ————W, 7-3  
 Lee \*\* ————W, 27-3  
 Lee \*\* ————L, 3-8  
 Lee \*\* ————W, 11-0  
 Florida Tech \*\* ————L, 2-5  
 Lee \*\* ————L, 0-2  
 Florida Tech \*\* ————W, 7-5  
 M.I.T. \*\* ————W, 6-1  
 Ohio Northern \*\* ————W, 10-1  
 Oberlin • ————W, 7-0  
 Oberlin • ————W, 4-0  
 Mount Union • ————W, 7-1  
 Mount Union • ————W, 22-3  
 Baldwin-Wallace ————W, 13-7  
 Ashland ————W, 9-8  
 Case Reserve ————W, 8-2  
 Case Reserve ————W, 17-3  
 Ashland ————W, 16-4  
 Ohio Northern • ————L, 0-4  
 Ohio Northern • ————L, 1-5  
 Heidelberg • ————W, 6-2  
 Heidelberg • ————W, 11-2  
 Central State ————W, 3-2  
 Central State ————W, 11-0  
 Baldwin-Wallace • ————W, 8-2  
 Baldwin-Wallace • ————W, 7-1  
 Mount Union ————W, 16-4  
 Findlay ————W, 7-6

\*\* Spring Trip  
 ✓ Wooster Tournament  
 • Conference Contest  
 ^ Conference Tournament  
 + NCAA Regionals  
 # NCAA Div. III World Series

# GAME-BY-GAME RESULTS

Findlay — W, 16-1  
 Central State — W, 5-4  
 Central State — W, 10-5  
 Kenyon — W, 16-1  
 Ohio Wesleyan — W, 28-7  
 Oberlin • — W, 10-2  
 Oberlin • — W, 19-2  
 Urbana — W, 11-3  
 Urbana — W, 17-1  
 Mansfield State + — W, 5-1  
 Ohio Northern + — W, 15-2  
 Marietta + — L, 4-6  
 Ohio Northern + — W, 7-3  
 Marietta + — L, 5-14

## 1981 (37-8-1, 12-2-1 OAC)

Coach - Bob Morgan

### OAC Northern Division Champions

Bethune-Cookman \*\* — W, 14-6  
 Bethune-Cookman \*\* — W, 13-2  
 Yale \*\* — W, 10-8  
 Merrimack \*\* — W, 7-1  
 Merrimack \*\* — W, 9-8  
 Wittenberg \*\* — W, 10-3  
 Wittenberg \*\* — W, 7-3  
 Lee \*\* — W, 1-0  
 Florida Tech \*\* — L, 3-9  
 Warner Southern \*\* — W, 14-1  
 Defiance \*\* — W, 16-1  
 Warner Southern \*\* — W, 12-4  
 Defiance \*\* — W, 11-0  
 Wittenberg \*\* — W, 9-0  
 Denison \*\* — W, 8-2  
 Denison \*\* — W, 10-1  
 Flagler \*\* — L, 0-1  
 Flagler \*\* — W, 5-3  
 Oberlin • — W, 22-7  
 Ohio Northern • — L, 1-4  
 Baldwin-Wallace • — W, 18-1  
 Kenyon • — W, 21-4  
 Heidelberg • — W, 16-1  
 Mt. Vernon Nazarene — W, 11-1  
 Mt. Vernon Nazarene — W, 7-1  
 Ohio Northern • — W, 2-1  
 Ohio Northern • — T, 3-3  
 Heidelberg • — W, 5-3  
 Heidelberg • — W, 4-2  
 Baldwin-Wallace • — L, 3-5  
 Baldwin-Wallace • — W, 3-1  
 Mount Union • — W, 8-4  
 Cleveland State — W, 13-1  
 Central State — W, 7-0  
 Central State — W, 7-0  
 Kenyon • — W, 5-1  
 Kenyon • — W, 6-0  
 Ohio Wesleyan — W, 8-0  
 Ohio Wesleyan — W, 3-2  
 Oberlin • — W, 4-1  
 Oberlin • — W, 25-1  
 Marietta ^ — L, 7-13  
 Marietta ^ — L, 4-8  
 Monmouth + — W, 6-1  
 Alma + — L, 3-4  
 Marietta + — L, 6-13

## 1982 (17-16-2, 9-4 OAC)

Coach - Tim Pettorini

Akron \*\* — T, 0-0  
 Earlham \*\* — W, 7-2  
 Akron \*\* — L, 0-3  
 Wilmington \*\* — L, 4-8  
 Ohio Dominican \*\* — L, 6-7  
 Johns Hopkins \*\* — T, 4-4  
 Florida Tech \*\* — W, 8-6  
 Florida Tech \*\* — L, 4-5  
 M.I.T. \*\* — L, 4-12

Florida Tech \*\* — L, 1-2  
 Bethune-Cookman \*\* — L, 2-13  
 Bethune-Cookman \*\* — W, 4-3  
 Flagler \*\* — W, 3-1  
 Heidelberg • — W, 6-1  
 Kenyon • — W, 8-0  
 Baldwin-Wallace • — L, 7-8  
 Baldwin-Wallace • — W, 10-4  
 Mount Union • — W, 7-4  
 Mt. Vernon Nazarene — W, 9-0  
 Ashland — W, 7-4  
 Heidelberg • — W, 5-4  
 Heidelberg • — W, 8-7  
 Oberlin • — W, 7-0  
 Ashland — L, 6-11  
 Ohio Northern • — L, 1-5  
 Ohio Northern • — L, 1-8  
 Kent State — L, 2-5  
 Ohio Wesleyan — W, 9-6  
 Ohio Wesleyan — W, 8-0  
 Marietta — L, 3-8  
 Marietta — L, 2-13  
 Baldwin-Wallace • — L, 3-6  
 Capital — L, 4-5  
 Mount Union • — W, 4-1  
 Mount Union • — W, 7-2

## 1983 (23-15, 12-3 OAC)

Coach - Tim Pettorini

Johns Hopkins \*\* — L, 0-1  
 Florida Tech \*\* — L, 1-7  
 M.I.T. \*\* — W, 14-10  
 Florida Tech \*\* — L, 1-5  
 M.I.T. \*\* — L, 9-13  
 Worcester State \*\* — W, 8-5  
 Worcester State \*\* — W, 13-3  
 Bethune-Cookman \*\* — L, 16-20  
 Bethune-Cookman \*\* — L, 0-6  
 Flagler \*\* — L, 2-3  
 Bowling Green \*\* — L, 0-6  
 Walsh \*\* — W, 2-1  
 Walsh \*\* — W, 8-3  
 Ohio Dominican \*\* — W, 6-2  
 Ohio Dominican \*\* — W, 9-0  
 Ohio Northern — W, 9-8  
 Heidelberg • — W, 9-0  
 Kenyon • — W, 5-3  
 Oberlin • — W, 5-2  
 Oberlin • — W, 6-0  
 Baldwin-Wallace • — L, 0-5  
 Baldwin-Wallace • — L, 2-8  
 Mount Union • — W, 15-7  
 Malone — L, 3-5  
 Heidelberg • — L, 5-12  
 Heidelberg • — W, 9-1  
 Oberlin • — W, 9-2  
 Muskingum • — W, 6-2  
 Kent State — L, 5-14  
 Kent State — L, 1-4  
 Ohio Wesleyan — L, 2-4  
 Ohio Wesleyan — W, 15-13  
 Kenyon • — W, 12-4  
 Kenyon • — W, 10-1  
 Baldwin-Wallace • — W, 13-7  
 Capital — W, 4-3  
 Capital — W, 10-4  
 Mount Union • — W, 21-2

## 1984 (20-19, 7-3 OAC)

Coach - Tim Pettorini

Malone \*\* — W, 4-0  
 Geneva \*\* — L, 6-7  
 Ohio Dominican \*\* — L, 3-7  
 Findlay \*\* — W, 5-3  
 Denison \*\* — L, 3-8  
 Johns Hopkins \*\* — L, 2-4

Florida Tech \*\* — L, 0-3  
 Florida Tech \*\* — W, 7-6  
 Wittenberg \*\* — L, 1-2  
 Worcester State \*\* — W, 7-0  
 Worcester State \*\* — W, 7-0  
 Bethune-Cookman \*\* — L, 3-8  
 Bethune-Cookman \*\* — W, 12-8  
 Flagler \*\* — L, 3-33  
 Wittenberg \*\* — W, 20-2  
 Wittenberg \*\* — W, 8-4  
 Ohio Dominican \*\* — L, 4-5  
 Ohio Dominican \*\* — W, 10-4  
 Mt. Vernon Nazarene — W, 5-4  
 Mount Union — W, 10-2  
 Ashland — L, 0-3  
 Ashland — L, 3-9  
 Heidelberg — W, 14-2  
 Ohio Northern — L, 2-5  
 Kenyon — W, 10-0  
 Baldwin-Wallace — L, 4-7  
 Malone — L, 2-7  
 Muskingum • — L, 7-9  
 Muskingum • — W, 5-0  
 Ohio Northern — L, 2-3  
 Oberlin • — W, 5-4  
 Oberlin • — W, 7-0  
 Ohio Wesleyan • — L, 3-7  
 Ohio Wesleyan • — L, 0-2  
 Capital — L, 10-12  
 Heidelberg • — W, 10-0  
 Heidelberg • — W, 7-0  
 Mount Union • — W, 8-6  
 Mount Union • — W, 16-1

## 1985 (29-19, 16-4 NCAC)

Coach - Tim Pettorini

### NCAC Co-Champions

Findlay \*\* — L, 1-3  
 Ohio Dominican \*\* — L, 3-9  
 Florida Tech \*\* — L, 2-10  
 Florida Tech \*\* — L, 0-3  
 Johns Hopkins \*\* — W, 3-1  
 Heidelberg \*\* — L, 2-6  
 Florida Tech \*\* — L, 0-8  
 S. Carolina/Aiken \*\* — L, 0-3  
 Wilmington \*\* — L, 5-6  
 Wilmington \*\* — L, 5-6  
 Earlham \*\* — W, 15-2  
 Oberlin • — W, 13-6  
 Wittenberg — L, 1-10  
 Wittenberg — W, 9-4  
 Mt. Vernon Nazarene — L, 4-5  
 Case Reserve • — W, 11-2  
 Case Reserve • — W, 8-5  
 Muskingum — W, 8-1  
 Kenyon • — W, 7-6  
 Kenyon • — L, 12-15  
 Heidelberg — W, 12-10  
 Ohio Wesleyan • — L, 4-5  
 Ohio Wesleyan • — W, 15-6  
 Ohio Wesleyan • — W, 9-5  
 Ohio Wesleyan • — W, 4-3  
 Malone — L, 7-9  
 Oberlin • — W, 10-1  
 Oberlin • — W, 12-3  
 Oberlin • — W, 5-2  
 Oberlin • — W, 20-4  
 Baldwin-Wallace — W, 10-9  
 Allegheny • — W, 7-0  
 Allegheny • — L, 1-5  
 Allegheny • — W, 4-2  
 Allegheny • — W, 5-4  
 John Carroll — W, 11-6  
 John Carroll — W, 4-3  
 Marietta — W, 4-0  
 Marietta — L, 11-13

Capital — W, 16-14  
 Capital — W, 14-8  
 Denison • — W, 13-5  
 Denison • — W, 13-8  
 Denison • — L, 1-4  
 Denison • — W, 3-0  
 Maryville + — W, 7-2  
 Marietta + — L, 5-12  
 Ohio Northern + — L, 7-8

## 1986 (36-14, 15-7 NCAC)

Coach - Tim Pettorini

Marian \*\* — W, 5-4  
 S.W. Missouri \*\* — L, 3-4  
 Ohio Wesleyan \*\* — W, 10-4  
 Wabash \*\* — W, 6-5  
 Wabash \*\* — W, 4-1  
 Marian \*\* — W, 14-4  
 Marian \*\* — W, 7-5  
 Florida Tech \*\* — L, 3-4  
 Tiffin \*\* — W, 8-1  
 Earlham \*\* — W, 17-3  
 Earlham \*\* — W, 14-3  
 Jacksonville \*\* — L, 0-13  
 Earlham \*\* — W, 18-1  
 Earlham \*\* — W, 11-3  
 Tiffin \*\* — W, 8-7  
 Kenyon • — W, 8-2  
 Kenyon • — W, 26-1  
 Kenyon • — W, 33-15  
 Kenyon • — W, 26-1  
 Muskingum — W, 15-5  
 Muskingum — W, 10-9  
 Heidelberg — W, 34-10  
 Ohio Wesleyan • — L, 0-5  
 Ohio Wesleyan • — W, 7-0  
 Ohio Wesleyan • — L, 5-6  
 Ohio Wesleyan • — L, 4-12  
 Heidelberg — W, 16-15  
 Malone — L, 4-5  
 Case Reserve • — W, 21-2  
 Case Reserve • — W, 18-3  
 Baldwin-Wallace — W, 13-8  
 Allegheny • — W, 7-5  
 Allegheny • — W, 19-7  
 Allegheny • — L, 1-4  
 Allegheny • — W, 10-8  
 Oberlin • — W, 5-1  
 Oberlin • — L, 3-6  
 Oberlin • — W, 4-2  
 Oberlin • — W, 5-2  
 Marietta — L, 2-3  
 Marietta — W, 14-13  
 Denison • — W, 17-1  
 Denison • — L, 9-11  
 Denison • — W, 7-2  
 Denison • — L, 11-14  
 Youngstown State — W, 5-0  
 Youngstown State — W, 5-4  
 MacMurray + — L, 5-6  
 Ohio Wesleyan + — W, 10-7  
 North Central + — L, 0-8

## 1987 (34-12, 15-3 NCAC)

Coach - Tim Pettorini

### NCAC Champions

Ohio Wesleyan \*\* — W, 15-2

\*\* Spring Trip  
 ^ Wooster Tournament  
 • Conference Contest  
 ^ Conference Tournament  
 + NCAA Regionals  
 # NCAA Div. III World Series

# GAME-BY-GAME RESULTS

Geneva \*\* —————L, 4-6  
 Muskingum \*\* —————W, 10-3  
 Walsh \*\* —————W, 6-3  
 Faulkner \*\* —————L, 3-8  
 Heidelberg \*\* —————W, 12-4  
 Wabash \*\* —————W, 9-2  
 Wabash \*\* —————W, 10-8  
 Florida Tech \*\* —————L, 4-5  
 Sacred Heart \*\* —————L, 9-10  
 Geneva \*\* —————W, 5-3  
 Illinois Tech \*\* —————W, 10-4  
 William Jewel \*\* —————W, 5-3  
 Jacksonville \*\* —————L, 13-14  
 Illinois Tech \*\* —————W, 4-1  
 Chicago State \*\* —————W, 6-4  
 Oberlin • —————W, 7-1  
 Oberlin • —————W, 13-0  
 Oberlin • —————W, 18-4  
 Oberlin • —————W, 8-5  
 Heidelberg —————W, 17-0  
 Geneva —————W, 11-2  
 Geneva —————L, 4-6  
 Malone —————W, 5-3  
 Kenyon • —————W, 8-2  
 Kenyon • —————W, 5-2  
 Kenyon • —————W, 8-1  
 Kenyon • —————W, 3-2  
 Ohio Wesleyan • —————W, 3-1  
 Ohio Wesleyan • —————L, 4-9  
 Ohio Wesleyan • —————W, 6-4  
 Ohio Wesleyan • —————L, 16-17  
 John Carroll —————W, 8-6  
 Case Reserve • —————W, 11-0  
 Case Reserve • —————W, 23-5  
 Marietta —————W, 6-5  
 Marietta —————L, 3-9  
 Allegheny • —————W, 13-1  
 Allegheny • —————W, 13-6  
 Allegheny • —————L, 10-12  
 Allegheny • —————W, 6-5  
 Baldwin-Wallace —————W, 7-6  
 Youngstown State —————W, 13-2  
 North Central + —————L, 3-7  
 North Park + —————W, 11-5  
 Aurora + —————L, 3-5

## 1988 (31-10, 18-3 NCAC)

Coach – **Tim Pettorini**

### NCAC Champions

Ashland \*\* —————W, 5-0  
 Ohio Dominican \*\* —————L, 4-8  
 Wabash \*\* —————W, 9-3  
 Aquinas \*\* —————W, 15-1  
 Illinois Tech \*\* —————L, 5-7  
 Heidelberg \*\* —————L, 2-6  
 Illinois Tech \*\* —————W, 5-2  
 William Jewel \*\* —————W, 7-6  
 Kenyon • —————W, 12-3  
 Kenyon • —————W, 7-5  
 Kenyon • —————W, 11-1  
 Denison • —————W, 7-3  
 Denison • —————W, 8-1  
 Tiffin —————W, 14-10  
 Geneva —————W, 7-4  
 Geneva —————W, 8-1  
 Malone —————W, 15-6  
 Oberlin • —————W, 3-0  
 Oberlin • —————W, 15-0  
 Oberlin • —————W, 15-8  
 Oberlin • —————W, 8-4  
 Malone —————W, 11-1  
 Ohio Wesleyan • —————W, 14-6  
 Ohio Wesleyan • —————W, 3-1  
 Ohio Wesleyan • —————L, 7-15

Ohio Wesleyan • —————W, 5-2  
 Tiffin —————W, 17-7  
 Case Reserve • —————W, 7-3  
 Case Reserve • —————W, 6-0  
 Case Reserve • —————L, 6-7  
 Case Reserve • —————W, 9-4  
 Allegheny • —————L, 3-14  
 Allegheny • —————W, 14-6  
 Allegheny • —————W, 14-2  
 Allegheny • —————W, 3-2  
 Marietta —————W, 4-0  
 Marietta —————L, 9-18  
 Baldwin-Wallace —————L, 2-11  
 Elmhurst + —————L, 0-1  
 Elizabethtown + —————W, 12-6  
 North Park + —————L, 7-13

## 1989 (35-9, 18-4 NCAC)

Coach – **Tim Pettorini**

Adrian \*\* —————W, 12-3  
 Adrian \*\* —————W, 8-4  
 Concordia \*\* —————W, 9-1  
 Widener \*\* —————W, 20-11  
 Wabash \*\* —————W, 6-1  
 Aquinas \*\* —————W, 4-3  
 Grand Valley \*\* —————W, 9-8  
 Marian \*\* —————W, 8-2  
 Geneva \*\* —————L, 12-14  
 St. Xavier \*\* —————W, 18-2  
 Case Reserve • —————W, 9-2  
 Case Reserve • —————W, 6-0  
 Case Reserve • —————W, 7-1  
 Case Reserve • —————W, 14-5  
 John Carroll —————W, 11-4  
 Mt. Vernon Nazarene —————W, 5-3  
 Allegheny • —————L, 2-8  
 Allegheny • —————W, 14-4  
 Allegheny • —————L, 11-16  
 Allegheny • —————W, 6-5  
 Malone —————W, 18-4  
 Kenyon • —————W, 11-3  
 Kenyon • —————W, 2-1  
 Kenyon • —————W, 7-1  
 Kenyon • —————W, 5-2  
 Baldwin-Wallace —————L, 6-12  
 Oberlin • —————W, 5-0  
 Oberlin • —————W, 4-0  
 Oberlin • —————W, 9-6  
 Oberlin • —————W, 7-4  
 Tiffin —————W, 10-0  
 Ohio Wesleyan • —————L, 4-6  
 Ohio Wesleyan • —————L, 7-8  
 Denison • —————W, 16-5  
 Denison • —————W, 14-4  
 Denison • —————W, 13-10  
 Denison • —————W, 3-0  
 Marietta + —————W, 16-10  
 Aurora + —————W, 10-4  
 Illinois Wesleyan + —————W, 12-10  
 Marietta + —————L, 6-9  
 Marietta + —————W, 4-0  
 Southern Maine # —————L, 6-12  
 N.C. Wesleyan # —————L, 2-10

## 1990 (28-10-1, 17-4 NCAC)

Coach – **Tim Pettorini**

### NCAC Champions

Widener \*\* —————T, 7-7  
 St. Bonaventure \*\* —————L, 1-3  
 Philadelphia Textile \*\* —————W, 4-3  
 Heidelberg \*\* —————L, 1-2  
 North Dakota State \*\* —————W, 11-10  
 Wabash \*\* —————W, 10-1  
 St. Xavier \*\* —————L, 2-12  
 Aquinas \*\* —————W, 15-5  
 Marian \*\* —————W, 4-3

Findlay \*\* —————W, 3-2  
 Grove City —————W, 11-3  
 Wittenberg • —————L, 2-3  
 Wittenberg • —————L, 0-4  
 Wittenberg • —————W, 12-7  
 John Carroll —————W, 13-2  
 Ohio Wesleyan • —————W, 6-0  
 Ohio Wesleyan • —————L, 4-5  
 Ohio Wesleyan • —————W, 7-6  
 Mt. Vernon Nazarene —————W, 13-12  
 Allegheny • —————L, 5-6  
 Kenyon • —————W, 11-3  
 Baldwin-Wallace —————L, 6-10  
 Earlham • —————W, 10-0  
 Earlham • —————W, 12-0  
 Earlham • —————W, 14-3  
 Kenyon • —————W, 8-6  
 Kenyon • —————W, 11-4  
 Oberlin • —————W, 13-5  
 Oberlin • —————W, 15-5  
 Oberlin • —————W, 11-4  
 Case Reserve • —————W, 8-4  
 Case Reserve • —————W, 12-2  
 Case Reserve • —————W, 8-7  
 Malone —————W, 18-8  
 Denison • —————W, 6-4  
 Denison • —————W, 13-9  
 Otterbein + —————W, 8-3  
 Aurora + —————L, 3-4  
 North Park + —————L, 7-11

## 1991 (29-12, 15-7 NCAC)

Coach – **Tim Pettorini**

### NCAC Champions

Fairmont State \*\* —————W, 17-0  
 Kenyon \*\* —————W, 13-3  
 Blackburn \*\* —————W, 7-3  
 Aquinas \*\* —————L, 0-1  
 Aquinas \*\* —————W, 10-6  
 Susquehanna \*\* —————W, 4-1  
 Skidmore \*\* —————W, 6-5  
 William Paterson \*\* —————W, 6-2  
 Case Reserve • —————W, 10-0  
 Case Reserve • —————W, 12-0  
 Ohio Wesleyan • —————L, 5-10  
 Ohio Wesleyan • —————L, 2-3  
 Ohio Wesleyan • —————L, 1-3  
 Ohio Wesleyan • —————W, 8-6  
 Capital —————L, 2-6  
 Denison • —————W, 5-2  
 Denison • —————W, 8-2  
 Denison • —————W, 5-1  
 Denison • —————W, 11-10  
 Walsh —————W, 4-3  
 John Carroll —————L, 2-4  
 Wittenberg • —————W, 4-1  
 Wittenberg • —————L, 1-2  
 Wittenberg • —————L, 2-5  
 Wittenberg • —————L, 0-3  
 Baldwin-Wallace —————W, 9-8  
 Allegheny • —————W, 7-0  
 Allegheny • —————L, 3-6  
 Allegheny • —————W, 2-1  
 Allegheny • —————W, 5-3  
 Malone —————W, 7-1  
 Oberlin • —————W, 8-1  
 Oberlin • —————W, 12-2  
 Oberlin • —————W, 13-5  
 Oberlin • —————W, 6-1  
 Ohio Wesleyan ^ —————W, 11-4  
 Allegheny ^ —————W, 11-5  
 Ohio Wesleyan ^ —————W, 6-3  
 Baldwin-Wallace + —————W, 14-13  
 Marietta + —————L, 3-11  
 Ferrum + —————L, 4-6

## 1992 (24-17-1, 12-7-1 NCAC)

Coach – **Tim Pettorini**

Pittsburgh \*\* —————W, 14-1  
 Shenandoah \*\* —————L, 1-6  
 Fairmont State \*\* —————W, 4-3  
 Fairmont State \*\* —————L, 1-4  
 Aquinas \*\* —————L, 1-4  
 Kean \*\* —————L, 3-5  
 Geneva \*\* —————W, 7-5  
 St. Xavier \*\* —————L, 0-8  
 William Paterson \*\* —————W, 4-3  
 Skidmore \*\* —————L, 5-10  
 Skidmore \*\* —————W, 15-2  
 Wisconsin/River Falls \*\* —————L, 1-2  
 Case Reserve • —————W, 6-5  
 Case Reserve • —————T, 4-4  
 Ohio Wesleyan • —————W, 14-7  
 Ohio Wesleyan • —————L, 7-9  
 Ohio Wesleyan • —————L, 5-6  
 Ohio Wesleyan • —————L, 3-11  
 Capital —————L, 3-6  
 Denison • —————W, 5-1  
 Denison • —————L, 0-4  
 Walsh —————W, 9-4  
 Malone —————W, 15-9  
 John Carroll —————W, 11-0  
 Wittenberg • —————L, 2-4  
 Wittenberg • —————L, 3-5  
 Wittenberg • —————W, 10-9  
 Wittenberg • —————W, 8-2  
 Kenyon • —————W, 8-2  
 Capital —————W, 8-3  
 Capital —————W, 8-0  
 Allegheny • —————W, 8-7  
 Allegheny • —————W, 10-0  
 Allegheny • —————L, 4-7  
 Allegheny • —————W, 9-3  
 Kenyon • —————W, 6-4  
 Oberlin • —————W, 12-0  
 Oberlin • —————W, 12-1  
 Oberlin • —————W, 8-3  
 Oberlin • —————W, 5-1  
 Ohio Wesleyan ^ —————L, 4-17  
 Allegheny ^ —————L, 2-5

## 1993 (21-16-1, 8-10 NCAC)

Coach – **Tim Pettorini**

Chicago State \*\* —————W, 10-2  
 Fairmont State \*\* —————W, 21-0  
 John Carroll \*\* —————W, 10-3  
 Aquinas \*\* —————L, 13-19  
 Aquinas \*\* —————W, 10-1  
 Washington \*\* —————W, 11-0  
 William Paterson \*\* —————L, 5-8  
 Kean \*\* —————W, 17-1  
 St. Xavier \*\* —————W, 7-2  
 Kean \*\* —————L, 2-4  
 Denison • —————W, 4-2  
 Denison • —————L, 1-3  
 Denison • —————L, 2-6  
 Case Reserve • —————W, 4-0  
 Case Reserve • —————W, 16-3  
 Case Reserve • —————W, 6-5  
 Walsh —————W, 19-6  
 Malone —————T, 5-5  
 Oberlin • —————W, 15-0  
 Kenyon • —————W, 19-0  
 Kenyon • —————W, 17-1

\*\* Spring Trip  
 ^ Wooster Tournament  
 • Conference Contest  
 ^ Conference Tournament  
 + NCAA Regionals  
 # NCAA Div. III World Series

# GAME-BY-GAME RESULTS

Kenyon • —————W, 14-9  
 Capital —————W, 10-0  
 Ohio Wesleyan • —————W, 12-9  
 Ohio Wesleyan • —————L, 1-5  
 Ohio Wesleyan • —————L, 2-7  
 John Carroll —————W, 12-8  
 Allegheny • —————L, 3-9  
 Allegheny • —————L, 3-4  
 Allegheny • —————L, 1-9  
 Capital —————L, 5-6  
 Wittenberg • —————L, 1-4  
 Wittenberg • —————L, 1-4  
 Wittenberg • —————L, 6-7  
 Baldwin-Wallace —————W, 3-1  
 Allegheny ^ —————L, 8-13  
 Denison ^ —————W, 7-4  
 Ohio Wesleyan ^ —————L, 4-15

## 1994 (35-13, 12-4 NCAC)

### Coach - Tim Pettorini

Fairmont State \*\* —————W, 17-0  
 Eastern Mennonite \*\* —————W, 7-5  
 St. Bonaventure \*\* —————L, 6-11  
 Rochester \*\* —————W, 4-3  
 Wabash \*\* —————W, 4-3  
 Ithaca \*\* —————W, 11-1  
 Aquinas \*\* —————L, 7-16  
 Aquinas \*\* —————L, 0-4  
 Cortland State \*\* —————W, 15-10  
 Washington (Md.) \*\* —————W, 11-3  
 Washington (Md.) \*\* —————W, 12-11  
 Bluefield State \*\* —————W, 23-3  
 Kenyon •\*\* —————W, 3-0  
 Kenyon •\*\* —————W, 16-1  
 Mount Union —————W, 13-4  
 John Carroll —————W, 8-7  
 Earlham • —————W, 10-1  
 Earlham • —————W, 9-1  
 Case Reserve • —————W, 9-0  
 Case Reserve • —————L, 2-3  
 Malone —————W, 8-3  
 Denison • —————W, 6-5  
 Denison • —————W, 10-3  
 Wittenberg • —————W, 5-4  
 Wittenberg • —————W, 13-6  
 Capital —————W, 8-4  
 Allegheny • —————W, 8-7  
 Allegheny • —————L, 9-12  
 Oberlin • —————W, 12-0  
 Oberlin • —————W, 22-0  
 Capital —————L, 9-10  
 Hiram —————W, 14-2  
 Ohio Wesleyan • —————L, 4-6  
 Ohio Wesleyan • —————L, 6-10  
 Baldwin-Wallace —————W, 11-1  
 Earlham ^ —————W, 10-9  
 Earlham ^ —————W, 10-1  
 Wittenberg ^ —————W, 5-3  
 Ohio Wesleyan ^ —————L, 0-3  
 Allegheny ^ —————W, 9-4  
 Ohio Wesleyan ^ —————L, 0-9  
 Ohio Wesleyan + —————W, 10-3  
 Wittenberg + —————L, 2-4  
 Ohio Wesleyan + —————W, 6-5  
 Wittenberg + —————W, 9-7  
 Wittenberg + —————W, 7-5  
 Wesleyan # —————L, 1-3  
 UC-San Diego # —————L, 2-3

## 1995 (32-9, 13-3 NCAC)

### Coach - Tim Pettorini NCAC Champions

Culver-Stockton\*\* —————W, 9-1  
 Knox\*\* —————W, 10-0  
 West Virginia Wesleyan\*\* —————W, 6-3  
 Northern Kentucky\*\* —————W, 8-1

Kenyon•\*\* —————W, 15-0  
 Kenyon•\*\* —————W, 8-2  
 Otterbein\*\* —————W, 9-5  
 West Virginia Tech\*\* —————W, 10-6  
 Muskingum\*\* —————W, 10-0  
 Hope\*\* —————W, 7-6  
 West Virginia Tech\*\* —————W, 10-1  
 Carthage\*\* —————L, 2-5  
 Carthage\*\* —————L, 8-11  
 Walsh —————L, 4-6  
 Earlham• —————W, 18-4  
 Earlham• —————W, 7-6  
 Case Reserve• —————W, 15-0  
 Case Reserve• —————W, 13-4  
 Denison• —————W, 9-1  
 Denison• —————W, 16-5  
 Wittenberg• —————W, 2-1  
 Wittenberg• —————L, 5-6  
 Allegheny• —————L, 0-6  
 Allegheny• —————W, 7-3  
 Baldwin-Wallace —————W, 11-6  
 Oberlin• —————W, 4-3  
 Oberlin• —————W, 6-2  
 Mount Union —————W, 10-1  
 Hiram —————W, 11-0  
 Ohio Wesleyan• —————W, 5-0  
 Ohio Wesleyan• —————L, 4-8  
 John Carroll —————L, 6-8  
 Capital —————W, 11-10  
 Denison^ —————W, 5-0  
 Denison^ —————W, 6-5  
 Allegheny^ —————W, 8-4  
 Wittenberg^ —————W, 2-1  
 Wittenberg^ —————W, 12-4  
 Anderson+ —————W, 11-10  
 Marietta+ —————L, 7-10  
 Anderson+ —————L, 4-6

## 1996 (33-15, 11-9 NCAC)

### Coach - Tim Pettorini

Aquinas \*\* —————L, 1-4  
 William Jewel \*\* —————W, 12-2  
 Northern Kentucky \*\* —————L, 3-4  
 Kenyon •\*\* —————W, 3-0  
 Kenyon •\*\* —————W, 5-4  
 Otterbein \*\* —————W, 3-1  
 Otterbein \*\* —————W, 8-0  
 Lawrence \*\* —————W, 5-4  
 Carthage \*\* —————W, 3-1  
 Carthage \*\* —————L, 0-7  
 Hope \*\* —————W, 10-5  
 Hope \*\* —————W, 3-1  
 Rio Grande \*\* —————L, 14-17  
 Rio Grande \*\* —————W, 12-2  
 Aurora \*\* —————L, 5-9  
 Aurora \*\* —————W, 6-5  
 Muskingum \*\* —————W, 7-2  
 Muskingum \*\* —————W, 6-5  
 Baldwin-Wallace —————W, 7-1  
 Case Reserve • —————W, 7-3  
 Case Reserve • —————W, 4-2  
 John Carroll —————W, 15-10  
 Earlham • —————L, 4-7  
 Earlham • —————W, 17-4  
 Denison • —————W, 11-4  
 Denison • —————W, 12-0  
 Allegheny • —————L, 4-6  
 Allegheny • —————L, 6-19  
 Oberlin • —————W, 13-2  
 Oberlin • —————W, 5-0  
 Emory v —————W, 4-2  
 Wilmington v —————W, 14-4  
 Wilmington v —————W, 11-0  
 Emory v —————W, 15-7  
 Emory v —————L, 2-4  
 Wilmington v —————W, 8-1

Ohio Dominican —————W, 17-15  
 Ohio Wesleyan • —————L, 0-2  
 Ohio Wesleyan • —————L, 1-2  
 Capital —————W, 5-2  
 Malone —————W, 19-1  
 Walsh —————W, 9-4  
 Wittenberg • —————L, 2-22  
 Wittenberg • —————L, 1-3  
 Ohio Wesleyan ^ —————L, 2-3  
 Wittenberg ^ —————W, 4-2  
 Case Reserve ^ —————W, 25-8  
 Ohio Wesleyan ^ —————W, 14-18

## 1997 (46-8-1, 16-3 NCAC)

### Coach - Tim Pettorini

Simpson \*\* —————W, 6-3  
 Simpson \*\* —————W, 11-1  
 Missouri-Rolla \*\* —————T, 6-6  
 Charleston \*\* —————W, 7-2  
 Beloit \*\* —————W, 7-4  
 Emory \*\* —————W, 7-4  
 Emory \*\* —————W, 7-3  
 Kenyon •\*\* —————W, 8-0  
 Kenyon •\*\* —————W, 4-1  
 Ripon \*\* —————L, 5-8  
 Ripon \*\* —————W, 6-1  
 Hope \*\* —————W, 2-0  
 Grand View \*\* —————W, 6-5  
 Oberlin \*\* —————W, 10-0  
 Hope \*\* —————W, 10-7  
 Aurora \*\* —————W, 10-7  
 Malone —————W, 23-12  
 Case Reserve • —————W, 23-12  
 Case Reserve • —————W, 8-5  
 John Carroll —————L, 3-4  
 Earlham • —————W, 17-1  
 Earlham • —————W, 19-3  
 Wilmington —————W, 27-6  
 Denison • —————W, 6-5  
 Denison • —————W, 3-1  
 Allegheny • —————L, 2-6  
 Allegheny • —————W, 9-3  
 Baldwin-Wallace —————W, 10-9  
 Oberlin • —————W, 11-2  
 Oberlin • —————W, 13-2  
 Defiance v —————W, 8-0  
 Defiance v —————W, 6-2  
 Defiance v —————W, 11-1  
 Defiance v —————W, 14-4  
 Ohio Dominican —————W, 14-12  
 Ohio Wesleyan • —————W, 9-5  
 Ohio Wesleyan • —————W, 5-2  
 Capital —————W, 19-11  
 Malone —————W, 7-0  
 Wittenberg • —————W, 7-5  
 Wittenberg • —————W, 15-5  
 Wittenberg ^ —————L, 15-25  
 Ohio Wesleyan ^ —————W, 14-13  
 Wittenberg ^ —————L, 14-19  
 Allegheny + —————L, 11-13  
 Marietta + —————W, 5-3  
 Ohio Wesleyan + —————W, 12-6  
 Allegheny + —————W, 7-3  
 Allegheny + —————W, 7-4  
 Southern Maine # —————L, 1-7  
 Chapman # —————W, 19-6  
 Wis.-Stevens Point # —————W, 11-7  
 Carthage # —————W, 2-1  
 Cortland State # —————W, 8-1  
 Southern Maine # —————L, 1-15

## 1998 (40-6, 17-1 NCAC)

### Coach - Tim Pettorini NCAC Champions

William Paterson \*\* —————L, 2-8  
 Rochester \*\* —————W, 14-5

Wisconsin-Stout \*\* —————W, 15-3  
 Wisconsin-Stout \*\* —————W, 9-2  
 Hiram \*\* —————W, 11-6  
 Emory & Henry \*\* —————W, 13-5  
 Emory & Henry \*\* —————W, 10-9  
 Kenyon •\*\* —————W, 8-0  
 Kenyon •\*\* —————W, 6-3  
 Westfield State \*\* —————W, 17-0  
 Ripon \*\* —————W, 18-5  
 Aurora \*\* —————W, 17-10  
 Rutgers-Camden \*\* —————W, 14-8  
 Rockhurst \*\* —————L, 7-13  
 Illinois Benedictine \*\* —————L, 3-9  
 Central (Iowa) \*\* —————W, 11-10  
 John Carroll —————W, 12-3  
 Tiffin —————W, 21-10  
 Earlham • —————W, 14-2  
 Earlham • —————W, 17-2  
 Capital —————W, 15-4  
 Malone —————W, 12-0  
 Malone —————W, 8-4  
 Transylvania —————W, 10-3  
 Transylvania —————W, 5-3  
 Denison • —————W, 7-1  
 Denison • —————W, 14-3  
 Allegheny • —————W, 9-7  
 Allegheny • —————W, 9-1  
 Oberlin • —————W, 20-1  
 Oberlin • —————W, 14-2  
 Case Reserve • —————W, 20-2  
 Case Reserve • —————W, 8-2  
 Baldwin-Wallace —————W, 4-3  
 Walsh —————W, 16-6  
 Wittenberg • —————W, 6-5  
 Wittenberg • —————W, 7-0  
 Ohio Dominican —————W, 10-5  
 Ohio Wesleyan • —————L, 2-6  
 Ohio Wesleyan • —————W, 3-2  
 Wittenberg ^ —————W, 13-5  
 Ohio Wesleyan ^ —————W, 6-4  
 Mary Washington + —————W, 8-2  
 Anderson + —————L, 7-10  
 Marietta + —————W, 12-2  
 Ohio Wesleyan + —————L, 5-7

## 1999 (35-14, 14-4 NCAC)

### Coach - Tim Pettorini

Suffolk —————L, 2-3  
 Maryville —————W, 22-6  
 Maryville —————W, 4-3  
 Emory & Henry —————W, 11-3  
 Albion —————W, 8-5  
 Mt. Union —————W, 17-5  
 Mt. Union —————W, 25-6  
 Illinois College —————W, 8-0  
 Illinois College —————W, 17-1  
 Wis. Stevens Point —————W, 7-1  
 Wis. Stevens Point —————W, 7-3  
 Rockford —————W, 10-0  
 Wis. Stevens Point —————L, 2-10  
 Winona State —————W, 6-0  
 Rowan —————L, 3-6  
 Illinois Benedictine —————L, 8-12  
 Illinois Benedictine —————W, 10-9  
 Wisconsin-Stout —————W, 6-4  
 Wisconsin-Stout —————W, 7-4

\*\* Spring Trip  
 v Wooster Tournament  
 • Conference Contest  
 ^ Conference Tournament  
 + NCAA Regionals  
 # NCAA Div. III World Series

# GAME-BY-GAME RESULTS

Hiram	—	L, 10-15
Kenyon	•	—W, 6-3
Kenyon	•	—W, 6-1
John Carroll	—	—W, 19-2
Tiffin	—	—W, 19-6
Thomas More	—	—L, 3-4
Thomas More	—	—L, 7-14
Denison	—	—W, 14-5
Denison	•	—W, 10-2
Allegheny	•	—L, 0-2
Allegheny	•	—W, 9-3
Oberlin	•	—W, 8-0
Oberlin	•	—W, 21-4
Case Reserve	•	—L, 5-6
Case Reserve	•	—W, 8-4
Baldwin-Wallace	—	—W, 19-8
Wittenberg	•	—W, 5-2
Wittenberg	•	—L, 1-6
Malone	—	—W, 10-0
Malone	—	—W, 4-1
Mt. Vernon Nazarene	—	—L, 5-7
Ohio Wesleyan	•	—W, 12-2
Ohio Wesleyan	•	—W, 10-5
Earlham	•	—W, 16-1
Earlham	•	—W, 9-1
Ohio Wesleyan	•	—W, 6-5
Allegheny	•	—L, 3-4
Anderson	—	—W, 9-3
Ohio Wesleyan	—	—L, 2-7
Marietta	—	—L, 6-10

## 2000 (35-12, 10-5 NCAC)

### Coach – Tim Pettorini

M13 Aurora	—	—L, 2-3
M13 Aurora	—	—W, 11-1
M14 Ripon	—	—W, 9-3
M15 Rhode Island College	—	—W, 10-6
M15 Rhode Island College	—	—W, 16-2
M15 Westfield	—	—W, 13-10
M16 Rowan	—	—W, 6-2
M16 Rowan	—	—L, 3-16
M17 Suffolk	—	—L, 0-4
M17 Suffolk	—	—W, 1-0
M19 Fredonia State	—	—W, 7-0
M19 Fredonia State	—	—W, 11-3
M20 Rockford	—	—W, 14-2
M20 Rockford	—	—W, 4-2
M21 Macalaster	—	—W, 14-10
M23 Upper Iowa	—	—W, 10-4
M23 Upper Iowa	—	—W, 9-8
M24 St. John's (Minn.)	—	—W, 7-0
M24 St. John's (Minn.)	—	—W, 11-1
M30 John Carroll	—	—W, 11-0
A1 Kenyon	•	—W, 12-0
A1 Kenyon	•	—W, 13-0
A6 Denison	—	—W, 16-7
A9 Oberlin	•	—W, 15-0
A9 Oberlin	•	—W, 13-1
A11 Baldwin-Wallace	—	—W, 11-1
A12 Oberlin	•	—W, 3-1
A15 Hiram	•	—W, 5-3
A15 Hiram	•	—L, 6-9
A16 Hiram	•	—W, 11-6
A20 Malone	—	—W, 10-9
A22 Ohio Wesleyan	—	—L, 3-6
A22 Ohio Wesleyan	—	—L, 2-6
A26 Denison	—	—W, 7-2
A27 Mt. Vernon Nazarene	—	—L, 1-5
A29 Wittenberg	—	—W, 8-7
A29 Wittenberg	—	—L, 3-4
A30 Otterbein	—	—W, 5-4
A30 Otterbein	—	—W, 8-5
M2 Walsh	—	—W, 6-3
M3 Kenyon	•	—W, 6-3

M6 Allegheny	•	—L, 1-5
M6 Allegheny	•	—L, 2-5
M7 Allegheny	•	—W, 5-2
M11 Ohio Wesleyan	•	—L, 2-7
M11 Wittenberg	•	—W, 17-4
M12 Allegheny	•	—L, 9-11

## 2001 (34-10, 10-2 NCAC)

### Coach – Tim Pettorini

M11 vs. Mt. Union	—	—W, 5-2
M11 vs. Lakeland	—	—W, 7-2
M12 vs. Wis.-Stout	—	—L, 1-11
M13 vs. Ripon	—	—L, 5-6
M14 vs. Monmouth	—	—W, 16-1
M14 vs. Suffolk	—	—W, 12-5
M15 vs. Marian (Wis.)	—	—W, 9-3
M15 vs. Marian (Wis.)	—	—W, 14-3
M16 vs. Brockport State	—	—L, 2-3
M16 vs. Westfield State	—	—W, 12-3
M18 vs. Rowan	—	—W, 15-7
M20 vs. Manchester	—	—W, 14-4
M20 vs. Manchester	—	—W, 3-0
M21 vs. Rowan	—	—L, 7-9
M22 vs. St. Thomas	—	—L, 10-12
M23 vs. St. John's (Minn.)	—	—W, 10-4
M23 vs. St. John's (Minn.)	—	—W, 7-1
M28 JOHN CARROLL	—	—W, 5-0
M29 OTTERBEIN	—	—W, 11-3
M31 at Hiram	•	—W, 13-4
M31 at Hiram	•	—L, 3-7
A5 vs. Malone	—	—W, 13-0
A7 WITTENBERG	—	—W, 4-2
A7 WITTENBERG	—	—W, 13-10
A8 TIFFIN	—	—W, 7-3
A8 TIFFIN	—	—W, 14-3
A10 BALDWIN-WALLACE	—	—W, 7-2
A13 at Kenyon	•	—W, 21-10
A14 at Kenyon	•	—W, 10-5
A14 at Kenyon	•	—W, 13-4
A18 at Akron	—	—W, 8-4
A19 at Mt. Vernon Nazarene	—	—W, 13-2
A21 OBERLIN*	—	—W, 13-0
A21 OBERLIN*	—	—W, 10-2
A22 OBERLIN*	—	—W, 15-5
A25 vs. Denison	—	—W, 7-2
A25 vs. Denison	—	—W, 8-3
A26 at Ohio Dominican	—	—L, 4-5
A28 ALLEGHENY*	—	—L, 3-7
A28 ALLEGHENY*	—	—W, 3-0
A29 ALLEGHENY*	—	—W, 18-6
M1 at Hiram	•	—W, 22-2
M5 ALLEGHENY	—	—L, 4-7
M5 ALLEGHENY	—	—L, 6-7

## 2002 (38-6, 11-1 NCAC)

### Coach – Tim Pettorini

#### NCAC Champions

M9 vs. Saint Joseph's (Maine)^	—	—W, 18-5
M9 vs. Saint Joseph's (Maine)^	—	—W, 11-7
M10 vs. Illinois College^	—	—W, 14-3
M11 vs. North Carolina Wesleyan^	—	—W, 7-2
M13 vs. Fisher^	—	—W, 20-0
M14 vs. Lakeland^	—	—W, 23-3
M15 vs. Marian (Wis.)^	—	—W, 17-1
M16 vs. Rockford^	—	—W, 13-3
M18 vs. Rowan^	—	—W, 11-4
M19 vs. Johns Hopkins^	—	—W, 8-3
M21 vs. Rowan^	—	—L, 0-6
M22 vs. Clarkson (N.Y.)^	—	—W, 7-2
M23 vs. Mass.-Boston^	—	—W, 17-4
M30 HIRAM*	—	—W, 19-3
M30 HIRAM*	—	—W, 11-8
A1 vs. Hiram	—	—W, 3-1
A2 at Muskingum	—	—W, 11-4
A6 at Wittenberg	—	—W, 2-0
A6 at Wittenberg	—	—W, 12-5

A7 at Otterbein	—	—W, 5-0
A7 at Otterbein	—	—W, 9-4
A11 OHIO DOMINICAN	—	—W, 5-4
A16 at Oberlin*	—	—W, 8-1
A16 at Oberlin*	—	—W, 5-0
A17 MUSKINGUM	—	—W, 12-5
A18 vs. Walsh	—	—L, 3-13
A20 KENYON*	—	—W, 5-1
A20 KENYON*	—	—W, 7-0
A23 KENYON*	—	—W, 23-4
A24 at Ohio State	—	—W, 9-7
A25 at Denison	—	—W, 20-2
A25 at Denison	—	—W, 9-7
A27 at Allegheny*	—	—W, 4-3
A27 at Allegheny*	—	—L, 5-6
A28 at Allegheny*	—	—W, 8-1
M1 at Oberlin*	—	—W, 10-3
M2 vs. Malone	—	—W, 12-0
M4 WITTENBERG@	—	—W, 9-2
M4 WITTENBERG@	—	—W, 13-7
M9 vs. Ohio Wesleyan@	—	—W, 6-5
M10 vs. Ohio Wesleyan@	—	—L, 4-5
M10 vs. Ohio Wesleyan@	—	—W, 8-6
M16 vs. Manchester!	—	—L, 4-9 (10)
M18 vs. Ohio Wesleyan!	—	—L, 1-6

## 2003 (30-13, 15-1 NCAC)

### Coach – Tim Pettorini

M8 vs. Wabash^	—	—W, 6-1
M9 vs. Minn.-Morris^	—	—W, 3-0
M10 vs. Lakeland^	—	—W, 16-6
M11 vs. Denison^	—	—L, 3-7
M12 vs. Albion^	—	—W, 7-1
M13 vs. Johns Hopkins^	—	—L, 12-15
M14 vs. Baldwin-Wallace^	—	—L, 3-4
M15 vs. Rowan^	—	—L, 3-10
M17 vs. Roger Williams^	—	—W, 19-18
M18 vs. Edgewood^	—	—W, 16-6
M20 vs. Worcester State^	—	—L, 4-8
M21 vs. Rowan^	—	—L, 6-9 (10)
M26 JOHN CARROLL	—	—L, 8-10
M30 at Hiram*	—	—W, 10-4
M30 at Hiram*	—	—W, 11-3
A3 MT. VERNON NAZARENE	—	—W, 23-10
A5 WITTENBERG	—	—W, 13-7
A5 WITTENBERG	—	—W, 11-4
A6 KENT STATE	—	—W, 5-4
A9 at Muskingum	—	—L, 6-7
A10 at Baldwin-Wallace	—	—W, 7-0
A12 OBERLIN*	—	—W, 10-0
A12 OBERLIN*	—	—W, 14-3
A13 OBERLIN*	—	—W, 13-2
A13 OBERLIN*	—	—W, 13-8
A16 at Ohio State	—	—L, 0-14
A17 at Ohio Dominican	—	—L, 1-19
A18 at Kenyon*	—	—W, 9-3
A18 at Kenyon*	—	—W, 8-3
A19 at Kenyon*	—	—W, 6-2
A19 at Kenyon*	—	—L, 8-14
A23 at Hiram*	—	—W, 13-1
A23 at Hiram*	—	—W, 21-10
A24 OTTERBEIN	—	—W, 13-9
A26 ALLEGHENY*	—	—W, 5-4
A26 ALLEGHENY*	—	—W, 7-5
A27 ALLEGHENY*	—	—W, 11-5
A27 ALLEGHENY*	—	—W, 15-6
A30 HEIDELBERG	—	—W, 23-13
M1 vs. Walsh	—	—W, 10-8
M3 DENISON@	—	—L, 6-8
M3 DENISON@	—	—W, 10-0
M4 DENISON@	—	—L, 8-16

## 2004 (37-10, 13-3 NCAC)

### Coach – Tim Pettorini

#### NCAC Champions

M7 vs. Concordia (Ill.)^	—	-----W, 11-7
M7 vs. Baldwin-Wallace^	—	-----L, 11-17
M9 vs. Carroll (Wis.)^	—	-----W, 8-1
M9 vs. Carroll (Wis.)^	—	-----W, 9-2
M10 vs. Minn.-Morris^	—	-----W, 15-1
M13 vs. Rowan^	—	-----L, 3-8
M14 vs. Mass.-Boston^	—	-----W, 13-1
M15 vs. Dickinson^	—	-----W, 11-3
M17 vs. Clarkson (N.Y.)^	—	-----W, 13-4
M18 vs. Brockport State^	—	-----W, 7-6
M19 vs. Denison^	—	-----W, 11-0
M20 vs. Worcester State^	—	-----W, 13-3
M27 HIRAM*	—	-----W, 5-1
M27 HIRAM*	—	-----L, 0-6
M28 HIRAM*	—	-----W, 13-5
M28 HIRAM*	—	-----W, 9-2
A3 at Wittenberg	—	-----W, 9-7 (11)
A3 at Wittenberg	—	-----L, 1-4
A4 at Anderson	—	-----W, 13-5
A7 at Otterbein	—	-----L, 10-11
A8 MUSKINGUM	—	-----W, 6-5
A10 at Oberlin*	—	-----W, 13-0
A10 at Oberlin*	—	-----W, 12-2
A11 at Oberlin*	—	-----W, 10-1
A11 at Oberlin*	—	-----W, 6-0
A14 OHIO DOMINICAN	—	-----W, 13-12
A15 BALDWIN-WALLACE	—	-----W, 8-1
A17 KENYON*	—	-----W, 18-4
A17 KENYON*	—	-----W, 11-5
A18 KENYON*	—	-----W, 11-2
A18 KENYON*	—	-----W, 10-6
A21 at Heidelberg	—	-----W, 10-3
A22 at Kent State	—	-----L, 0-12
A24 at Allegheny*	—	-----L, 4-6
A24 at Allegheny*	—	-----L, 3-6
A26 at Allegheny*	—	-----W, 9-3
A26 at Allegheny*	—	-----W, 7-0
A28 vs. Walsh	—	-----W, 10-3
A28 vs. John Carroll	—	-----W, 7-3
M1 OHIO WESLEYAN@	—	-----W, 4-3
M1 OHIO WESLEYAN@	—	-----W, 7-5
M6 vs. Denison@	—	-----W, 13-8
M7 vs. Denison@	—	-----W, 9-8
M20 ALBION!	—	-----W, 4-3
M21 MANCHESTER!	—	-----L, 2-5
M22 HEIDELBERG!	—	-----W, 10-7
M23 MANCHESTER!	—	-----L, 6-7

## 2005 (39-9, 15-1 NCAC)

### Coach – Tim Pettorini

#### NCAC Champions

M13 vs. Minn.-Morris^	—	-----W, 15-2
M13 vs. Minn.-Morris^	—	-----W, 12-1
M14 vs. Worcester State^	—	-----W, 24-7
M14 vs. Clarkson (N.Y.)^	—	-----W, 12-8
M16 vs. Transylvania^	—	-----W, 29-8
M18 vs. Rowan^	—	-----L, 9-10
M19 vs. Rowan^	—	-----L, 0-1
M19 vs. Rowan^	—	-----L, 1-5
M21 vs. Bethel (Minn.)^	—	-----W, 11-7
M21 vs. Bethel (Minn.)^	—	-----W, 5-1
M22 vs. Washington & Jefferson^	—	-----W, 12-1
M23 vs. St. Thomas (Minn.)^	—	-----W, 15-4
M25 vs. Oberlin*^	—	-----W, 11-6
M25 vs. Oberlin*^	—	-----W, 11-2
M26 vs. Oberlin*^	—	-----W, 8-2

- \*\* Spring Trip
- ✓ Wooster Tournament
- Conference Contest
- ^ Conference Tournament
- + NCAA Regionals
- # NCAA Div. III World Series

# GAME-BY-GAME RESULTS

M26 vs. Oberlin*^	W, 9-1
M31 at Baldwin-Wallace	W, 6-4
A3 at Ohio Dominican	W, 8-4
A3 at Ohio Dominican	L, 10-11
A9 at Kenyon*	W, 6-0
A9 at Kenyon*	W, 16-4
A10 at Kenyon*	L, 2-3
A10 at Kenyon*	W, 12-5
A12 MUSKINGUM	L, 3-5
A14 at Muskingum	W, 7-5
A16 ALLEGHENY*	W, 7-6 (8)
A16 ALLEGHENY*	W, 8-6
A17 ALLEGHENY*	W, 16-6
A17 ALLEGHENY*	W, 9-2
A19 at Marietta	W, 16-8
A26 vs. Hiram*	W, 8-0
A26 vs. Hiram*	W, 9-0
A28 at Hiram*	W, 11-0
A28 at Hiram*	W, 5-0
A30 WITTENBERG@	W, 4-0
A30 WITTENBERG@	W, 15-8
M3 at Mt. Vernon Nazarene	W, 15-4
M6 vs. Denison@	W, 6-5
M7 vs. Denison@	L, 4-7
M7 vs. Denison@	W, 11-9
M19 vs. Adrian!	W, 12-1
M20 vs. Webster!	W, 7-5
M21 vs. Otterbein!	W, 6-5
M22 vs. Otterbein!	W, 5-4
M27 vs. SUNY Cortland\$	W, 7-6
M28 vs. Rowan\$	W, 8-2
M29 vs. Wis.-Whitewater\$	L, 7-10
M30 vs. SUNY Cortland\$	L, 1-4

## 2006 (38-9, 15-1 NCAC)

### Coach - Tim Pettorini NCAC Champions

M12 vs. Albion^	W, 6-0
M12 vs. Albion^	W, 16-1
M13 vs. Carroll (Wis.)^	W, 7-1
M13 vs. Carroll (Wis.)^	W, 10-6
M15 vs. Rowan^	L, 15-18
M16 vs. Benedictine^	W, 18-5
M17 vs. Wilmington^	W, 12-7
M17 vs. Bethel (Minn.)^	W, 26-0
M18 vs. Rowan^	W, 8-7
M20 vs. St. Thomas (Minn.)^	L, 2-7
M20 vs. St. Thomas (Minn.)^	W, 4-2
M21 vs. Univ. of the South^	L, 5-10
M22 vs. New England College^	W, 15-1
M24 vs. Oberlin*^	W, 6-0
M24 vs. Oberlin*^	W, 17-6
M25 vs. Oberlin*^	W, 6-1
M25 vs. Oberlin*^	W, 20-2
M29 BALDWIN-WALLACE	W, 13-3
M30 MUSKINGUM	W, 16-1
A1 at Allegheny*	W, 3-2
A1 at Allegheny*	L, 2-3
A2 at Allegheny*	W, 3-0 (8)
A2 at Allegheny*	W, 3-1
A4 at Otterbein	W, 13-5
A6 JOHN CARROLL	W, 7-4
A8 KENYON*	W, 6-5
A8 KENYON*	W, 9-0
A9 KENYON*	W, 10-4
A9 KENYON*	W, 12-2
A11 OTTERBEIN	W, 13-9
A14 HIRAM*	W, 15-2
A14 HIRAM*	W, 10-2
A15 HIRAM*	W, 12-11
A15 HIRAM*	W, 9-1
A18 DENISON	W, 12-8
A19 HEIDELBERG	W, 12-5
A22 OHIO WESLEYAN	W, 20-4
A23 at Ohio Wesleyan	L, 8-10
A26 at Kent State	L, 1-12

A27 at Muskingum	W, 6-2
A29 WITTENBERG@	L, 7-8
A29 WITTENBERG@	W, 5-0
A30 WITTENBERG@	W, 13-3
M4 vs. Ohio Wesleyan@	W, 11-8
M5 vs. Ohio Wesleyan@	W, 9-8
M17 vs. Manchester!	L, 4-5
M18 vs. Otterbein!	L, 1-4

## 2007 (42-7, 15-0 NCAC)

### Coach - Tim Pettorini

M11 vs. Anderson^	W, 7-5 (9)
M11 vs. Anderson^	W, 9-0
M12 vs. Greenville^	W, 13-5
M12 vs. Greenville^	W, 11-2
M14 vs. Rowan^	W, 7-5
M15 vs. Transylvania^	W, 7-2
M16 vs. Ohio Wesleyan^	W, 10-1
M17 vs. Wis.-Stevens Point^	W, 8-7 (11)
M19 vs. Clarkson (N.Y.)^	W, 8-3
M20 vs. Manchester^	W, 13-2
M21 vs. Messiah^	W, 5-4 (11)
M23 vs. Allegheny*^	W, 7-2
M23 vs. Allegheny*^	W, 12-4
M24 vs. Allegheny*^	W, 9-3
M24 vs. Allegheny*^	W, 5-0
M29 at Baldwin-Wallace	W, 18-12
M31 at Kenyon*	W, 12-3
A2 at Kenyon*	W, 12-6
A2 at Kenyon*	W, 17-5
A6 OBERLIN*	W, 7-1
A6 OBERLIN*	W, 7-0
A7 OBERLIN*	W, 12-2
A7 OBERLIN*	W, 4-1
A12 CASE WESTERN RESERVE	W, 17-0
A13 CASE WESTERN RESERVE	W, 9-1
A14 WABASH	W, 8-0
A14 WABASH	W, 6-0
A15 WABASH	L, 2-3
A18 at Kent State	W, 3-2
A19 at Heidelberg	W, 5-2
A21 at Hiram*	W, 14-1
A21 at Hiram*	W, 24-3
A22 at Hiram*	W, 12-1
A22 at Hiram*	W, 19-3
A24 OTTERBEIN	L, 3-5 (12)
A27 at Denison	L, 5-6
A29 MARIETTA	W, 14-0
A29 MARIETTA	W, 7-3
M1 at Ohio Northern	W, 9-2
M2 at John Carroll	W, 7-4
M5 DENISON@	W, 2-1
M5 DENISON@	W, 8-2
M10 vs. Ohio Wesleyan@	W, 13-4
M11 vs. Ohio Wesleyan@	L, 6-10
M11 vs. Ohio Wesleyan@	L, 7-12
M16 vs. Mount St. Joseph!	W, 2-1
M17 vs. Hope!	L, 3-5
M18 vs. Otterbein!	W, 3-2
M18 vs. Marietta!	L, 3-6

## 2008 (36-11, 14-2 NCAC)

### Coach - Tim Pettorini

M9 vs. Albion^	W, 5-3
M10 vs. Ohio Wesleyan^	W, 4-2
M10 vs. Ohio Wesleyan^	L, 2-5
M11 vs. Spalding^	W, 12-2
M13 vs. Heidelberg^	W, 5-2
M14 vs. Anderson^	W, 7-5
M14 vs. Anderson^	W, 8-5
M15 vs. Fontbonne^	W, 9-4
M15 vs. Fontbonne^	W, 17-3
M16 vs. Stevens Institute^	W, 26-6
M17 vs. Wis.-Stevens Point^	W, 11-9 (10)
M17 vs. Wis.-Stevens Point^	W, 8-7
M18 vs. Washington & Jefferson^	W, 9-4

M20 vs. Allegheny*^	W, 14-4
M20 vs. Allegheny*^	W, 4-1
M21 vs. Allegheny*^	W, 4-0
M21 vs. Allegheny*^	W, 7-6
M26 at Marietta	W, 8-7
M27 BALDWIN-WALLACE	L, 3-7
M29 KENYON*	W, 2-1
M29 KENYON*	W, 2-0
M30 KENYON*	W, 10-5
M30 KENYON*	W, 15-6
A3 at Otterbein	W, 7-6
A5 at Oberlin*	W, 12-3
A5 at Oberlin*	W, 9-2
A6 at Oberlin*	W, 8-1
A6 at Oberlin*	L, 2-4
A8 at Kent State	L, 4-15
A12 at Denison	L, 3-6
A13 DENISON	W, 4-3
A17 at Muskingum	W, 4-2
A19 HIRAM*	W, 16-5
A19 HIRAM*	W, 9-3
A22 vs. Case Western Reserve	W, 6-1
A23 HEIDELBERG	L, 2-9
A27 HIRAM*	W, 12-0
A27 HIRAM*	L, 4-5
A30 JOHN CARROLL	W, 10-7
M1 OHIO NORTHERN	W, 7-4
M3 OHIO WESLEYAN@	W, 14-7
M4 OHIO WESLEYAN@	L, 3-6
M4 OHIO WESLEYAN@	L, 6-14
M14 vs. Adrian!	L, 3-4
M15 vs. Transylvania!	W, 6-3
M16 at Rose-Hulman!	W, 11-8 (13)
M16 vs. Heidelberg!	L, 0-1

## 2009 (43-11, 13-3 NCAC)

### Coach - Tim Pettorini

F28 vs. Case Western Reserve	L, 0-2
F28 vs. Case Western Reserve	W, 6-2
M8 vs. Heidelberg^	W, 16-12
M8 vs. Heidelberg^	L, 4-12
M9 vs. Wilmington^	W, 10-4
M10 vs. Ohio Wesleyan^	W, 6-5
M10 vs. Charleston^	W, 19-5
M12 vs. Defiance^	W, 8-1
M13 vs. Benedictine (Ill.)^	W, 5-3
M14 vs. Benedictine (Ill.)^	W, 5-0
M15 vs. Lakeland^	W, 7-0
M16 vs. Carthage^	W, 9-5 (11)
M17 vs. Minn.-Duluth^	W, 5-3
M19 vs. Wis.-Whitewater^	L, 5-6
M20 vs. Allegheny*^	W, 13-5
M20 vs. Allegheny*^	W, 8-3
M21 vs. Allegheny*^	W, 8-2
M21 vs. Allegheny*^	W, 5-0
M28 OBERLIN*	W, 9-1
M28 OBERLIN*	W, 12-2
M29 OBERLIN*	W, 16-3
M29 OBERLIN*	W, 12-0
A1 MARIETTA	W, 11-10 (11)
A2 at Baldwin-Wallace	L, 8-17
A4 at Hiram*	W, 13-5
A4 at Hiram*	W, 15-5
A5 at Hiram*	W, 10-4
A5 at Hiram*	W, 3-0
A11 at Kenyon*	L, 3-13
A11 at Kenyon*	L, 3-4
A12 at Kenyon*	W, 2-0
A12 at Kenyon*	L, 6-9
A16 vs. Case Western Reserve	W, 15-5
A19 PENN STATE BEHREND	W, 11-3
A19 PENN STATE BEHREND	W, 12-8
A23 at Heidelberg	W, 5-4
A26 MUSKINGUM	W, 8-6
A27 at Mt. Union	W, 31-5
M2 WABASH@	L, 5-6 (10)

M2 WABASH@	W, 20-1
M3 WABASH@	W, 6-4
M8 vs. Kenyon@	W, 7-5
M9 vs. Kenyon@	W, 10-6
M14 vs. Concordia!	L, 5-1
M16 vs. Marietta!	W, 13-3
M17 vs. Marietta!	L, 2-6
M17 at Adrian!	W, 8-2
M18 vs. Marietta!	W, 4-3
M22 vs. Carthage!	W, 8-1
M23 vs. Kean!	W, 14-1
M24 vs. St. Thomas!	W, 3-0
M25 vs. Chapman!	W, 11-7
M26 vs. St. Thomas!	L, 4-6
M26 vs. St. Thomas!	L, 2-3 (12)

## 2010 (34-9, 13-3 NCAC)

### Coach - Tim Pettorini

M7 at LaGrange	W, 18-5
M8 vs. Carthage^	W, 14-10
M9 vs. Mount St. Joseph^	W, 5-4
M10 vs. Ohio Wesleyan^	W, 10-5
M11 vs. Wilmington^	W, 6-2
M14 vs. Kean^	W, 4-1
M15 vs. Kean^	L, 15-16
M16 vs. Becker^	W, 16-5
M16 vs. Skidmore^	W, 3-1 (13)
M18 vs. Kenyon*^	W, 13-7
M18 vs. Kenyon*^	W, 25-8
M19 vs. Kenyon*^	L, 0-3
M19 vs. Kenyon*^	W, 9-0
M24 CAPITAL	W, 6-1
M27 at Allegheny*	W, 3-1
M27 at Allegheny*	L, 0-2
A1 BALDWIN-WALLACE	W, 16-6
A2 at Case Western Reserve	W, 17-0
A3 CASE WESTERN RESERVE	L, 5-7
A3 CASE WESTERN RESERVE	W, 13-8
A7 JOHN CARROLL	L, 6-7
A8 at Marietta	W, 4-3
A10 at Allegheny*	L, 1-2
A10 at Allegheny*	W, 2-1 (10)
A11 at Penn State Behrend	W, 2-1
A11 at Penn State Behrend	W, 15-8
A14 HEIDELBERG	W, 5-1
A15 at Muskingum	L, 3-5
A17 at Oberlin*	W, 7-0
A17 at Oberlin*	W, 11-0
A18 at Oberlin*	W, 18-4
A18 at Oberlin*	W, 11-4
A21 vs. Case Western Reserve	W, 13-5
A22 DENISON	W, 10-2
A24 HIRAM*	W, 14-0
A24 HIRAM*	W, 15-3
A25 HIRAM*	W, 18-4
A25 HIRAM*	W, 5-1
A29 vs. Wabash@	W, 11-6
A30 vs. Denison@	W, 12-2
M1 vs. Denison@	W, 19-7
M19 vs. Penn State Behrend!	L, 8-10 (10)
M20 at Marietta!	L, 0-6

# ALL-TIME LETTERWINNERS

## A

John Adie —1946, 47  
 Evan Agona —2001, 02, 03, 04  
 Justin Alaburda —2001, 02, 03, 04  
 Donald Allman —1974  
 James Amendola —2001, 02, 03, 04  
 Ed Amos —1950  
 Derek Anderson —1998  
 Jeff Andrews —1979, 80  
 Carl Angell —1965  
 George Appel —1981  
 Gregory Arney —1980  
 Adam Artman —2004  
 Bruce Ashburn —1979  
 William Ashworth —1958, 59, 60, 61  
 Robert August —1941, 42, 43  
 Day Ayer —2003

## B

Bob Baab —1951  
 John Baetz —1968, 69, 70  
 John Bailey —1967  
 Donald Baltz —1954, 55, 56, 57  
 Wilbur Banks —1935, 36, 37  
 Jeffery Banyay —1987  
 George Bare —1966, 67  
**Matt Barnes —2007, 08, 09, 10**  
 Greg Barney —1980, 81, 83  
 Mike Barone —2004, 05, 06  
 Gary Barrette —1960, 61, 62, 63  
 Rudy A. Barta, Jr. —1952, 53, 54, 55  
 Jim Bartlett —1995, 96, 97, 98  
 Tim Basilone —1978, 79, 80, 81  
 Paul Baumert —2001  
 Bill Baxter —1931, 32  
 Chase Beach —2007  
 James Bean —1941, 42  
 Robert Bean —1934  
 Stu Beath —2007, 08, 09, 10  
 Paul Becka —1968, 69, 70, 71  
 Mike Becker —2003  
 Donald Beckett —1974, 75, 76  
 Brett Beech —1991, 92, 93, 94  
 Walt Beery —1933 (mgr.)  
 Chris Bell —1988, 89, 90, 91  
 Bruce Benedict —1983, 84, 85, 86  
 Herbert Benson —1948, 49, 50  
 Michael Berg —1982, 83, 84  
 James Berry —1946  
 Drew Binkowski —1997, 98  
 Seth Birch —2003  
 Gary Bishop —1964  
 Stanton Bishop —1959  
 Douglas Bixler —1980, 81  
 Brent Bizyak —1986, 87, 88, 89  
 Alex Boardman —1996  
 Thomas Boardman —1967, 68, 69, 70  
 Ron Bobel —1958, 59, 60  
 Brandon Boesiger —2004, 05, 06, 07  
 John Bohannon —1974, 75  
 Bob Bole —1931, 32  
 James Boren —1935  
 Ed Borowy —1945, 46, 47, 48  
 Charles Bostelman —1995, 96  
 Patrick Bowns —1976  
 Wilbur Bowman —1954  
 Derek Boyd —1991, 92, 93, 94  
 William Brakeley —1987

David Branfield —1975, 76  
 Roscoe Breneman —1931, 32  
 David Brenner —1996, 97  
 Jim Breslin —1982, 83  
 Mark Bricker —1988, 89, 90, 91  
 Chad Brintnall —1993, 94, 95, 96  
 Jim Brown —1988  
 Kenneth Brown —1938  
 Kenneth Brown —1981, 82, 84  
 Dan Buchanan —1940, 41, 42  
 Mark Bullock —1973, 74, 75  
 Donald Bunting —1933, 34  
 Matt Burdette —1989, 90, 91, 92  
 Mark Burge —1992, 93  
 Myndret Busack —1946, 47, 48, 49  
 Bobbie Bush —1953, 54, 55, 56  
 Brock Busson —2005, 06  
**Nick Butterini —2010**  
 Ben Byo —1998, 99, 00, 01

## C

Jim Campbell —1992, 93  
 Tom Capan —1950  
 Jeffery Carle —1974, 75, 76  
 Michael Casey —1988, 89, 90  
 William Cayley —1957  
 Charles Chesley —1938, 39  
 Ronald Chevalier —1958 (manager)  
 Charles Chokenea —1979, 80, 81, 82  
 Pat Christensen —2005, 06, 07, 08  
 Robert Christy —1954, 55, 56  
 Wilbur Christy —1948, 49, 50, 51  
 David Ciccone —1998, 99, 00  
 Francis Cicconetti —1962, 63, 64, 65  
 Chris Cingolani —1991, 92, 93, 94  
 Beau Citrone —2008  
 Bernard Clark —1935, 36  
 Brian Claypool —1996, 97, 98  
 Kevin Clere —1994  
 Stephen Cobb —1976  
 Matt Cockroft —2003  
 Arthur Collins —1937  
 Scott Collins —1992  
 William Colvin —1976, 77, 78, 79  
 Timothy Conklin —1999  
 Chris Constantine —2010  
 Raymond Cook —1969  
 Walter Cook —1946  
 Stewart Cooper —1945  
 Robert Courson —1965, 66, 67  
 Greg Cox —1977  
 Jeffery Cox —1982, 83, 84  
 Richard Cox —1976  
 Barry Craddock —1991, 92, 93, 94  
 John Crasi —1975, 76, 77, 78  
 Edward Cratsley —1936 (mgr.)  
 Russ Crawford —1977, 78, 79  
 Wesley Crile —1951  
 Tyson Crist —1995, 96  
 Greg Crocker —2009, 10  
**Kyle Cunningham-Rhoads —2009, 10**  
 Roger Curfman —1934, 35, 36  
 Steven Czwalga —1980, 81, 82, 83

## D

Jason Dagan —1994, 95  
 David Dalton —1957, 58 (mgr.)  
 Steven Dalton —2002, 03  
 Thomas Daly —1983, 84, 85, 86  
 Richard Danch —1986, 87, 88, 89  
 David Dancoast —1963, 64 (mgr.)



Third baseman Jake Frank was a three-time All-American for the Scots from 2002-05.

Marco Daniels —1987, 88  
 Robbie Daniels —2007, 09  
 Richard Dannenfeler —1956  
 Bill Daugherty —1999, 00, 01, 02  
 Thomas Davis —1937 (mgr.)  
 Price Daw —1948  
**Michael DeBord —2009, 10**  
 Scott Decker —1970, 71  
 Elgin Deidrick —1942, 43  
 Chris DeLisio —1996  
 Todd DeLong —1997  
 Joe Deneroff —1997  
 James Dennison —1958, 59, 60  
 Matt DeBlauw —2004  
 Matt DeGrand —2007, 08, 09, 10  
 Eugene DePasquale —1993  
 Sean Derrick —1981, 82, 83  
 Jason Dewar —1994  
 Guy DiCicco —1963, 64  
 Kevin Dickey —1972, 73  
 Joseph Dickinson —1981  
 Quinten Dillon —1971, 72, 73  
 William Dinasky —1972, 73  
 Greg Dittoe —1974  
 Paul Doder —1935 (mgr.)  
 Ramon Doder —1950  
 Vernon Dodez —1934, 35, 36  
 Nick Donatelli —1993, 94, 95, 96  
 Jim Donnelly —1966, 67  
 Russell Dorsett —1967, 68, 69, 70  
 Ben Downs —2006, 07, 08

Elliott Drake —2003, 04  
 Douglas Dye —1970, 71, 72, 73  
 Robert Dyer —1972, 73

## E

Harry Eberts —1978, 79, 80, 81  
 Clifford Elliot —1953, 54, 55, 56  
 Ralph Ely —1931 (service)  
 Matt Englander —1999, 00, 01, 02  
 Bob Englehart —1996  
 Oliver Enos —2006, 07  
 Reilly Enos —2004, 05  
 John Esson —1992, 93  
 Jeff Evans —1998  
 Richard Evans —1961

## F

Paul Fauth —1964  
 Joseph Fay —1965  
 Timothy Fedorici —1981  
 Joseph Ferrante —1962, 63  
 Drew Feucht —2002  
 Steven Fiecyk —1980, 81, 82  
 Bruce Fielitz —1961, 62, 63, 64  
 Harry Figgie —2003  
 Russell Fisher —1931 (mgr.)  
 Oney Fitzpatrick —1977  
 Shane Fleishour —1997  
 Carl Fleming —1952, 53

# ALL-TIME LETTERWINNERS

Shane Flinner —1997, 98, 99, 00  
 Sean Flynn —1993, 94, 95  
 Thomas Flynn —1988, 89, 90, 91  
 Steve Fodor —1983  
 Thompson Ford —1955, 56, 57, 58  
 Shawn Foster —1993  
 Timothy Foust —1992, 93, 94  
 Thomas Fowkes —2001  
 Jeffery Fox —1981, 82  
 Vincent Franceschelli —2001  
 Jake Frank —2002, 03, 04, 05  
 Josh Frank —1999, 01, 02  
 Nick Franks —1999  
 Wendelin Frantz —1950, 51  
 Nicholas Frascella —1936, 37, 38  
 David Fraser —1958, 59, 60, 61  
 Chad Frazier —1995  
 Doug Fries —1980  
 John Frost —1932  
 Donald Fry —1948  
**Tyler Fugate —2008, 09, 10**  
 Robert Fuhrman —1934, 35  
 Donald Furlong —1979, 80

## G

John Gaioni —1968  
 Keith Galayda —1984  
 Gary Gall —1959, 61  
 William Gallagher —1931 (mgr.)  
 Carl Gandola —1971, 72  
 Michael Gardner —1973  
 Dick Gaver —1946, 47, 48  
 Nate Gemberling-Johnson —2007, 08, 09, 10  
 Brandon Gessner —2006, 07

Michael Girimont —1977, 78  
 Terence Gladis —1992, 93, 94, 95  
 Brett Glavan —2005  
 Nelson Glover —1976, 77, 78  
 Dennis Goettel —1965, 66, 67  
 Jim Gordon —1990, 91  
 David Gorsuch —1974, 75, 76, 77  
 Jeff Gostlin —1996, 97, 98  
 John Gotshall —1936, 37, 38  
 Clinton Gottshall —1933, 34, 35  
 Frank Grenert —1940  
 Michael Grenert —1969  
 Roger Griffis —1963, 64  
 Chad Grim —1996, 97  
 Thomas Grippa —1975, 76, 77, 78  
 Matt Groezinger —2008, 09, 10  
 Randall Grubbs —1981  
 David Grunfeld —2010  
 Paul J. Guerrieri —1993, 95, 96  
 John Gunn —1967, 68, 69

## H

David Hadzinsky —1982, 83  
 Erik Hagen —1990, 91, 92, 93  
 Nick Hajjar —2000  
 Gary Hall —1984, 85, 86, 87  
 Tanner Hall —2007, 08, 09, 10  
 Don Hamilton —1934  
 Paul Hammond —1979, 80  
 Michael Harris —1996  
 H.L. Brooks Harrop —1962, 63  
 John Hartzler —1933  
 Michael Hatfield —1985, 86, 87, 88  
 Rob Hatfield —1982, 83, 84, 85

Adam Hatton —2007  
 Kim Hauenstein —1968, 69, 70, 71  
 John Hauser —1968, 69, 70, 71  
 Jim Hazelrigg —1953  
 Terrence Heaphy —1964, 65  
 Howard Hecht —1955, 56 (mgr.)  
 Chayse Held —2003  
 David Henderson —1937, 38, 39  
 William Henley —1970, 71, 72, 73  
 James Herrold —1977, 78, 79, 80  
 G. Alfred Hess —1956  
 Matthew Hiestand —1987, 88, 89, 90  
 Wayne Hitchcock —1980  
 David Hogenboom —1954, 55 (mgr.)  
 David Holmes —1967, 68, 69 (mgr.)  
 Anthony Holstein —2007  
 David Hopkins —1967, 68, 69, 70  
 Richard Hopkins —1973, 74, 75, 76  
 Henry Hopper —1955, 56, 57, 58  
 Russell Horky —1939  
 William Horton —1938, 39  
 Jim Hostettler —1931, 32  
 Kevin Howard —1985, 86, 87, 88  
 Robert Howerton —1985, 86, 87, 88  
 Eric Hummel —1968, 69, 70  
 Byron Hurlbut —1941  
 Daniel Hyatt —1970, 71, 72, 73  
 Alexander Hyzer —1964, 65, 66, 67

## I

William Inselman —1980

## J

Matt Jackson —1994, 95, 96, 97  
 Richard Jacobs —1954, 55  
 Jay James —1934, 35, 36  
 Dan Jennings —1940  
 Walter Joachim —1950, 51, 52  
 Matthew Johnson —2007, 08, 09, 10  
 John Jordan —1987, 88, 89, 90  
 Michael Jordan —1980, 81  
 Tim Jordan —1964, 65, 66, 67  
 Donald Jones —1985, 86  
 Reuben Jones —1981

## K

Jeff Kaatz —2005, 06, 07  
 David Kajganich —1982, 83, 84  
 Dyke Kanai —1951, 54  
 Kurt Kapferer —2003, 04, 05, 06  
 Sean Karpen —2006, 07, 08, 09  
 Howard Karpus —1985  
 Richard Kate —1938, 39  
 Jerry Katherman —1944, 45, 46  
 Luke Katich —2003, 04, 05, 06  
 Josh Keller —2004, 05, 06, 07  
 Timothy Kelly —1978, 79, 80, 81  
 Brian Kemery —1998, 99, 00, 01  
 Jim Kennedy —1946, 47  
 David Kessler —1985, 86  
 Ryan Kilpatrick —2002  
 Todd Kilpatrick —1984, 85, 86  
 David King —1978, 79, 80, 81  
 Keenan King —2010  
 Lonnie King —1964  
 Bryan Kinney —1997, 98, 00  
 Larry Kirk —1965, 67, 68  
 Brian Kish —1993  
 Frank Knorr —1956, 57, 58 (mgr.)

Michael Knox —1978, 79, 80, 81  
 Jeffery Kohler —1977, 78, 80  
 Richard Kolencik —1978  
 Michael Kostyack —1985, 86, 87  
 William Kozane —1974, 75, 77  
 Mark Kraus —1979, 80, 81  
 Thomas Kuehls —1983, 84  
 Denny Kuhn —1942, 43  
 Nicholas Kuhns —2000, 01

## L

Dennis Laduke —1976  
 Tim Lake —1993, 94, 95, 96  
 Joe Lane —1947  
 Christian Lauer —2010  
 David Lazor —1963, 64, 65, 66  
 Benjamin Lee —1961, 62, 63, 64  
 Jay Lehman —1941, 42  
 Ryan Linsalata —2005  
 William Loris —1956  
 Andy Lott —1989  
 Chad Lowe —2000, 01, 02  
 Mark Lucas —2001, 02, 03, 04  
 Peter Lucas —2005  
 Jamie Luce —1993, 94, 95, 96

## M

Clark MacDonald —1940, 41  
 Brian Madigan —1995  
 Ben Maibach —1997, 98, 99, 00  
 John Maiden —1980  
 Brian Makowski —1993, 94, 95, 96  
 Ed Malin —1951, 52  
 Jesse Malin —1948, 49  
 Sean Malone —1996, 97, 98, 99  
 Christopher Martin —1986  
 Ralph Martin —1936 (mgr.)  
 Richard Martinez —1966, 67, 68, 69  
 Frank Mascola —1998, 99  
 Frank Maseda —1997  
 Joseph Mateer —1939, 40  
 Andrew Matonak —1975, 76  
 Jerry May —1998  
 Ross May —2000, 01, 02  
 Robert McCaulley —1967, 68, 69  
 Charles McClarran —1941  
 Steven McClellan —1958, 59, 60, 61  
 Frank McClure —1967, 68  
 Al McConihe —1931  
 Thomas McConihe —1957, 58, 59, 60  
 Cary McConnell —1986, 87, 88, 89  
 Thomas McCullough —1955  
 Tom McCutcheon —1950  
 John McDowell —1948  
**Justin McDowell —2008, 09, 10**  
 John McElwain —1971, 72, 73  
 Robert McFadden —1978, 79, 80, 81  
 Mark McKinney —1990, 91, 92, 93  
 Patrick McLaughlin —1973, 74, 75, 76  
 Kevin McMullen —1990, 91  
**Colin Meinzer —2009, 10**  
 James Meissner —1961  
 Michael Melia —1976  
 William Meszaros —1939, 40  
 Clyde Metz —1948, 49, 50  
 Peter Meyer —1984, 85, 86, 87  
 Chris Mihin —1996, 97, 98, 99  
 Brian Miller —2003, 04, 05, 06  
 Brian Miller —1967



Matt Hiestand earned second-team Academic All-American® recognition in 1988.

# ALL-TIME LETTERWINNERS

Camron Miller —1995  
 Chad Miller —2002  
 Charles Miller —1964, 65, 66  
 Clay Miller —2004  
 Ernest Miller —1931, 32  
 Mark Miller —2007, 08, 09  
 Matt Miller —1997  
 Matt Miller —2001, 02, 03, 04  
 Ray Miller —1929, 30, 31  
 Ronald Miller —1957, 58, 59, 60  
 Russ Miller —1983, 84, 85, 86  
 Dick Milligan —1953  
 Michael Milligan —1969, 70, 71  
 Paul Mills —1979  
 John Miner —1938, 39, 40

**Ryan Miner —2010**  
 Steve Misutka —1980, 81, 82, 83  
 William Moats —1955, 56, 57, 58  
 Nic Moga —1999, 00, 01, 02  
 Steve Monaco —1976  
 Byron Morris —1953, 54, 55  
 Donald Morris —1955, 56  
 Greg Morris —1991  
 Michael Morris —1996, 97, 98, 99  
 William Morris —1948, 49  
 Jeffrey Mounts —1988  
 Ryan Mullins —2005, 06  
 Jim Mumaw —1941  
 John Murphy —1965, 67, 68  
 Jay Myers —1997

## N

Ryan Nagel —2006, 07  
 Brodie Napaver —2000, 01, 02, 03  
 Joseph Nauer —1980, 81  
 Cliff Nelson —1930, 31, 32  
 Jake Nicholson —2003  
 John Norris —1997, 98  
 Andy Nowicki —1997, 98, 99, 00  
 Jeff Nowoczynski —1996, 97, 98, 99

## O

Dan O'Brien —2009, 10  
 Michael O'Brien —1985, 86, 87, 88  
 David Oberholtzer —1970 (coach), 71  
 Bubba O'Donnell —2005, 06, 07, 08  
 Jon Oliver —2003, 04, 05, 06  
 Ed Ormond —1998, 99, 00  
 Judd Orr —2000  
 Aaron Orszag —2001, 02  
 Jeffery Orwick —1978  
 Eric Ott —1987, 88, 89, 90

## P

Michael Pace —1983  
 Robert Page —1937, 38  
 J. Matthew Palm —1992, 93, 94, 95  
 Dean Palombaro —2004, 05, 06, 07  
 Mark Parrish —2001, 03  
 Stan Partenheimer —1944  
 Forrest Patterson —1948  
 Michael Patterson —1973, 74, 75  
 Ronald Peck —1980  
 Ryan Pedley —1996, 97, 98  
 Ernest Pelaia —1987  
 William Pelham —1954, 55  
 Timothy Pellman —1999, 00  
 Daniel Penberthy —2001, 02

Harry Pender —1935, 36, 37  
 Mitch Pertee —1996  
 David Peterjohn —1984, 85, 86, 87  
 Robert Peterson —1987, 88, 89  
 Josh Petrash —1996, 97  
 Michael Petryshyn —1966, 67, 68, 69  
 Timothy Pettorini —1992, 93, 94, 95  
 John Pickering —1982, 83, 84, 85  
 Phil Pie' —2009, 10  
 Frank Pierce —1948  
 Matthew Pierce —2008, 09  
 Robert Piscetta —1984, 85, 86, 87  
 David Poetter —1968, 69, 70, 71  
 Arthur Pomeroy —1936, 37, 38  
 Denny Porr —1971, 72, 73, 74  
 John Powell —1961  
 Scott Powell —1987, 89, 90  
 Jack Pozenel —1956  
 Warren Prill —1971, 72, 73  
 Kevin Prus —2003  
 Freddie Ptak —1974  
 Brian Purvis —1993, 94

## Q

John Quimby —2006, 07  
 Frankie Quirin —2007

## R

George Radigan —2000, 01, 02, 03  
 Timothy Raffel —1978  
 Ray Raible —1995  
 Christopher Raiwey —1970, 71  
 John Ramby —1992, 93  
 Larry Ramseyer —1966  
 John Ramsier —1990, 91, 92, 93  
 Adam Ratliff —1997  
 Kyle Rawlings —2005

**Johnathan Ray —2010**

David Rees —1934, 35, 36  
 John Reitz —1947  
 Grant Relic —1973, 74, 75  
 Andrew Reynolds —1982, 83, 84  
 Philip Rhodes —1980  
 Paul Ricatte —1935, 36, 37  
 Michael Riffiee —1977, 78  
 Todd Riley —2003, 04  
 Jeff Rink —1990, 91  
 James Robertson —1987, 88, 89, 90  
 Archie Rodgers —1962, 63  
 Matt Rodgers —1994, 95, 96, 97  
 Rob Romick —2003, 04, 05, 06  
 Spencer Root —2000, 01  
 Daniel Roseberry —1964, 65, 66, 67  
 Larry Runneals —1970, 71, 72, 73  
 Tim Rupert —1996  
 Kevin Ruple —1982  
 Nathan Rutkowski —2001

## S

Philip Sachs —1970, 71  
 Gerry Sagerman —1989, 90, 91, 92  
 Greg Sagerman —1985, 86, 87, 88  
 Jeffery Sakal —1977, 78  
 Adam Samson —2005, 06, 07, 08  
 Michael Samson —2006  
 Walt Samson —2003, 04, 05, 06  
 Robert Sanborn —1941, 42  
 Jake Sankal —2005, 06, 07, 08  
 John Saunders —1967  
 Fred Schmidt —1931, 32

Jeffery Schmitz —1982  
 Robert Schmuck —1979, 80, 81, 82  
 Robert Schweck —1986, 87  
 James Scotland —1937 (mgr.)  
 Rick Scott —1974, 75, 76, 77  
 Bob Sekerak —1932, 33, 34  
 Richard Sforzo —1984, 85, 86, 87  
 Trevor Sharp —1966  
 Gregory Shasby —1965  
 James Shaw —1936, 37  
 Keith Shearer —1951, 52, 53  
 Matt Sherrick —1995  
 Matt Sherrieb —1988, 89, 90, 91  
 William Shinn —1941, 42  
 David Short —1935  
 Robert Shrake —1937  
 Guy Sitler —1948  
 Allen Skinner —2002  
 Josh Skraba —2003, 04, 06  
 Dan Skulina —2005, 06, 07, 08  
 Paul Slane —1979, 80  
 Richard Slivinski —1983, 84  
 Tony Smail —1931, 32  
 Addison Smith —1954, 55 (mgr.)  
 Craig Smith —1962, 63, 64, 65  
 Darrell Smith —1986, 87  
 Derek Smith —2006  
 Derrill Smith —1955, 56  
 Michael Smith —1987, 89  
 Richard Smith —1934, 35  
 Orden Smucker —1932 (mgr.)  
 Richard Snoddy —1947, 48, 49  
 Randolph Snow —1965  
 Peter Snyder —1936, 37  
 Travis Snyder —1996, 97, 98, 99  
 Shawn Stansbery —1996  
 Robert Steele —1974, 75, 76  
 James Stehlin —1981  
 Sheldon Steiner —2006, 07

George Stephan —2009, 10  
 Stanley Stephenson —1962, 63  
 Brian Stevens —2000, 01, 02, 03  
**Josh Stidham —2009, 10**  
 William Stoner —1952, 53, 54, 55  
 Zach Struharik —2010  
 Brad Stuetzer —2005, 06, 07, 08  
 Brian Sullivan —1984, 85, 86, 87  
 Todd Sulzbach —1994, 95  
 Duane Sunagel —1981  
 Steven Sunagel —1976, 77  
 Luke Sutton —2007, 08, 09, 10  
 Shane Swearingen —2007, 08, 09, 10  
 Shaun Swearingen —2004, 05, 06, 07  
 Don Swegan —1947

## T

Tom Taraba —1994, 95  
 Daniel Taylor —1973, 74, 75, 76  
 Warren Taylor —1931 (service)  
 Charles Terry —1989  
 Jay Terry —1989, 90, 91, 92  
 Randy Terry —1971, 72, 73  
 Frederick Thayer —1952 (mgr.)  
 B.J. Thomas —1999, 00, 01, 02, 03  
 David Thomas —1957, 58, 59  
 H. Daniel Thomas —1957, 58, 59, 60  
 Justin Thomas —2007  
 William Thombs —1959, 60, 61  
 Nate Timberlake —1995, 96  
 John Tomasch —1959  
 John Tomlinson —1992, 93, 94  
 C. Arthur Torell —1958, 59, 60, 61  
 Brian Tornow —1988, 89, 90, 91  
 Paul Totten —1941, 42  
 Stanley Totten —1955, 56, 57, 58  
 Anthony Trapuzzano —2006, 07, 08, 09  
 Thomas Traver —1975, 76



Rick Sforzo is considered by most to be the best baseball player in Wooster history.

# ALL-TIME LETTERWINNERS



Travis Snyder, pictured here at the 1997 NCAA Div. III National Championship Series, played in a school-record 192 games.

Jared Treadway —1999, 00, 01, 02  
 Michael Treadway —1977, 78  
 Bobby Tribbey —1983

## U

Luke Ullman —2002, 03, 04, 05  
 Todd Urban —1993, 95, 96  
 Trevor Urban —1996, 97, 98, 99

## V

Louis Valentic —1977, 78  
 Walter Vanderbush —1979  
 Dale Vandersall —1961  
 Richard Van Duzer —1981, 82, 83, 84  
 Dan Van Dyke —1995, 96, 97, 98  
**Greg Van Horn** —2010  
 Joseph Vardon —1999, 00, 01, 02  
**Zack Vesco** —2009, 10  
 William Vigrass —1940, 41, 42  
 Matt Vincler —1991, 92, 93, 94

## W

J. Robert Wachtel —1960  
 John Wachtel —1981, 82, 83  
 Walter Wagoner —1939  
 Landon Wahl —2009, 10  
 Don Walklet —1931, 32, 33  
 Joseph Wallace —1938 (mgr.)  
 Richard Walter —1984, 85, 86  
 James Warga —1992, 93, 94  
 John Warren —2006, 07, 08, 09  
 William Washburn —1960, 61, 62  
 Michael Weber —1966, 67, 68, 69  
 Adam Wegner —2000  
 Jason Weiner —1988, 89, 90, 91  
 A. James Weinmann —1954  
 Richard Weiss —1955, 56  
**Michael Wellstead** —2010  
 Mark Welly —1984, 86  
 Chester Welty —1955, 56, 57, 58

Dave Wernecke —2000, 01, 02, 03  
 John Werner —1999, 00, 01, 02  
 Joseph West —1979  
 Dale Weygandt —1957, 58, 59, 60  
 Jim Weygandt —1946, 47, 48  
 MacArthur Whatley —1971  
 Jeffery Whetsel —1974, 75, 76, 77  
 Robert Whitaker —1957, 58, 59, 60  
**Keenan White** —2010  
 Robert White —1946  
 David Whitman —1970, 71, 72, 73  
 Doug Wiley —1985  
 Jordan Williams —2000  
 Roger Williams —1945  
 Ryan Williamson —1998, 99, 00  
 Josh Wilson —1996  
 Drew Wippich —2003, 04  
 Tim Witner —1948, 49, 50  
 Terry Wolfe —1983  
 Jeff Woller —1989, 90, 91, 92  
 Chris Wood —2007, 08, 09, 10  
 Craig Wood —1959, 60, 61  
 Loren Wood —1964, 65  
**Derek Wyman** —2008, 09, 10

## Y

Matt Yates —1991, 92, 93  
 Brad Yocum —1989  
 Ross Yoder —2004, 05  
 Casey Yontz —2005  
 Steven Yood —1986  
 Steve Young —2004

## Z

Paschal Zapponi —1932  
 John Zasadni —1974, 75, 76, 77  
 Earl Zeigler —1940, 41  
 Dennis Zeiters —1973, 74, 75  
 Philip Zielasko —1977  
 Robert Zielinski —1978

*Bold indicates current player*

# 2011 BASEBALL SCHEDULE

DATE	OPPONENT (SITE)	TIME
March 13	...at LaGrange	Noon
March 14	...vs. Montclair State <sup>^</sup>	Noon
	...vs. Utica <sup>^</sup>	4:00
March 15	...vs. Rhodes <sup>^</sup>	2:00
March 16	...vs. Rhodes <sup>^</sup>	Noon
March 17	...vs. Montclair State <sup>^</sup>	Noon
March 18	...vs. Kenyon* <sup>^</sup> (2)	Noon
March 19	...vs. Wis.-Oshkosh <sup>^</sup>	2:00
March 20	...vs. Wis.-Oshkosh <sup>^</sup> (2)	11:00
March 21	...vs. Plymouth State <sup>^</sup>	1:00
March 22	...vs. Scranton <sup>^</sup>	1:00
March 23	...vs. Manchester <sup>^</sup>	10:00
March 24	...vs. Wis.-Oshkosh <sup>^</sup>	10:00
March 26	...at Wabash* (2)	Noon
March 27	...at Ohio Wesleyan* (2)	1:00
March 30	...MUSKINGUM	4:00
March 31	...at Baldwin-Wallace	4:00
April 2	...at Allegheny* (2)	1:00
April 3	...HIRAM* (2)	1:00
April 7	...MARIETTA	4:00
April 9	...OBERLIN* (2)	1:00
April 10	...at Wittenberg* (2)	1:00
April 14	...at Washington & Jefferson	5:00
April 17	...CASE WESTERN RESERVE (2)	1:00
April 22	...DENISON* (2)	1:00
April 23	...KENYON	1:00
April 28-30	...NCAC Tournament (at Chillicothe, Ohio)	TBA
May 3	...at John Carroll	4:30
May 4	...HEIDELBERG (2)	1:00
May 18-22	...NCAA Div. III Mideast Regional Tourn. (at Marietta, Ohio)	TBA

<sup>^</sup> indicates games at Port Charlotte, Fla. (2) indicates doubleheaders

CAPS indicate home games \* indicates North Coast Athletic Conference games

THE COLLEGE OF  
**WOOSTER**

*Independent Minds, Working Together*