



WOOSTER

BASKETBALL

RECORD BOOK



TOM PORT '07

The College of Wooster men's basketball program has a long and storied history, dating back to 1901 and spanning 1,844 victories, which ranks as the second-highest total among NCAA Division III schools.

The Scots established their winning ways early on, thanks mainly to a pair of legendary coaches – **E.M. "Mose" Hole** and **Al Van Wie**.

Hole replaced 11-year head coach **L.C. Boles** in 1926 after the legendary football mentor had led Wooster to an 86-74 record in basketball, including the Scots' first-ever conference championship in the 1922 season when Wooster went 14-1. Hole directed the Scots to a 412-181 record over a 32-year period between 1926 and 1958. His coaching résumé includes five championships in the Ohio Athletic Conference and six other runner-up finishes in that league. Hole was such a legend that the team was often referred to as the Holemen, rather than the Scots, in the local media.

Van Wie took over three years after Hole retired and quickly established himself as one of the top small-college coaches in the region. The "Dutchman" led Wooster to a record of 302-216 over a 21-year period between 1961 and 1982. Van Wie directed the Scots to three NCAA Tournament appearances, including their first trip to the "Sweet 16" in 1977-78, and one Ohio Athletic Conference Tournament title.

Recently-retired Wooster head coach **Steve Moore** became a legend in his own right. Six years after Van Wie's retirement, Moore took over the reins of the program and compiled an incredible record of 780-188 in 33 years, averaging 23.6 wins per season. The school's all-time leader in winning percentage (.806), Moore led the Scots to 28 NCAA Tournament appearances, 20 regular season North Coast Athletic Conference championships, and 17 NCAC Tournament titles.

Doug Cline, a 1995 Wooster alumnus leads the team now, and he has compiled a 82-36 record in three seasons.

BY THE NUMBERS

All-Time Wins	1844
Seasons of Intercollegiate Basketball	125
Percentage of Games Won	.682
NCAA Tournament Appearances	31
NCAC Regular Season Championships	19
NCAC Tournament Championships	17
OAC Regular Season Championships	8
Rank in Division III All-Time Wins	2
OAC Tournament Championships	1

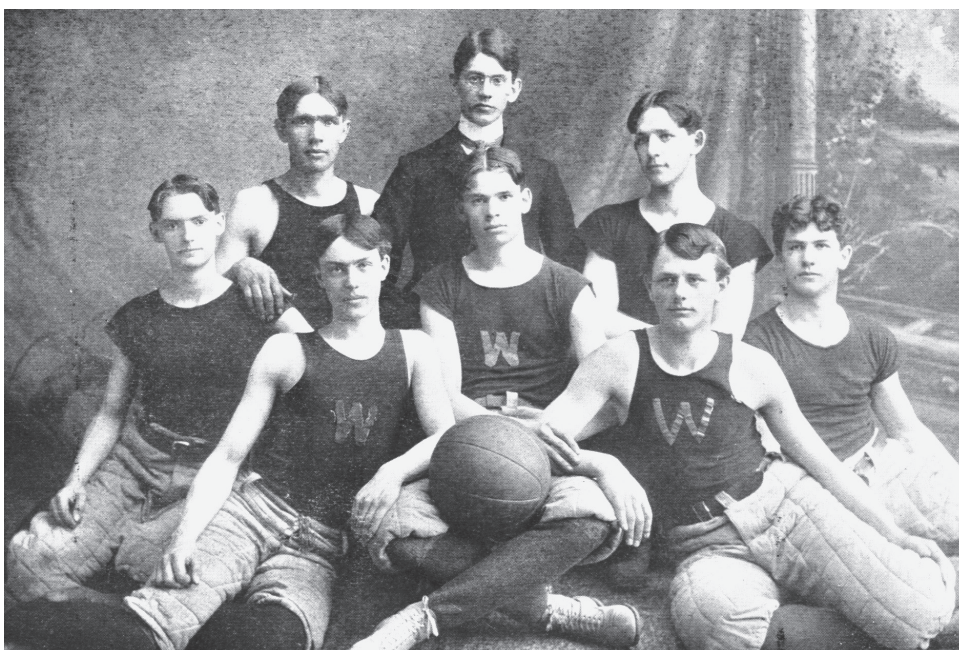
DID YOU KNOW?

Wooster has won 40 more games (604) than any other Div. III team in the 2000s, and the Fighting Scots rank third in all of men's college basketball in win percentage (.802) this century:

Winningest NCAA Div. III Teams (By Victories)				NCAA Teams With 80+% Win % in the 2000s					
Team	Yrs.	Won	Lost	Pct.	Team (Division)	Yrs.	Won	Lost	Pct.
1. Wooster	26	604	149	.802	1. Gonzaga (I)	26	742	152	.830
2. Randolph-Macon	26	564	165	.774	2. Duke (I)	26	749	176	.810
3. Whitworth	26	552	156	.780	3. Wooster (III)	26	604	149	.802
4. Amherst	25	545	162	.771	4. Kansas (I)	26	741	185	.800
5. Christopher Newport	25	545	171	.761					
6. Williams	25	529	170	.757					
7. Virginia Wesleyan	26	523	204	.719					

Sources: NCAA Men's Basketball Record Book & Wooster Athletic Communication
St. Thomas is excluded from the winningest teams list due to it transitioning to Div. I

- Wooster ranks second all-time in NCAA Div. III in total wins (1,844).
- Wooster's 18-straight NCAA Tournament appearances from 2003-20 is the longest streak in Div. III history and is the seventh-longest streak in NCAA men's basketball history.
- Across all NCAA divisions, only the University of Kansas (35, 1990-present), University of North Carolina at Chapel Hill (27, 1975-01), Duke University (24, 1996-19), Michigan State University (27, 1998-present), Gonzaga University (26, 1999-present), and the University of Wisconsin-Madison (19, 1999-17) have longer NCAA Tournament streaks than Wooster.
- Wooster has won at least 18 games in 36 consecutive full seasons.
- Wooster's 29 total appearances in the NCAA Div. III Championships field are the second-most in NCAA Div. III history and is one behind Wittenberg University's 30.
- Wooster has been ranked No. 1 in the D3hoops.com top-25 poll in four different seasons (2004-05, 2005-06, 2006-07, 2010-11) for 16 weeks total.
- Wooster has reached the North Coast Athletic Conference Tournament championship 26 of the last 28 years, winning 14 of those.
- Since 2000, Wooster is the only Div. III team to have five different players selected as NABC first-team All-Americans, and the Scots are sixth all-time with 10 D3hoops.com All-Americans.
- **Bryan Nelson** was named the 2002-03 NCAA Div. III Player of the Year by the National Association of Basketball Coaches.
- **James Cooper** is the first player in program history to earn All-America honors in three different seasons.
- From 2008-12, Wooster's **Matt Fegan** played in the second-most games in NCAA Div. III history (126).
- **Kyle Witucky** was selected as one of 16 finalists from all NCAA divisions for the 2006 Bob Cousy Award, given annually to the nation's top point guard.
- Wooster is one of just three schools (Kansas, Utah) to have three or more coaches with 300 wins at their school.



This is a photo of Wooster's first-ever team, which began the program way back in the 1901 season. The starting lineup for the Scots' first game consisted of A.T. Elder, E.S. McConnell, J.T. Begg, W.E. Weld, and J.S. Weaver. Unfortunately, Wooster lost its opener to Mt. Union by the score of 11-4.

SEASON BY SEASON RESULTS

YEAR	OVERALL	NCAC	COACH
	RECORD	RECORD/FINISH	
2024-25	21-7	11-5/3rd of 9	Doug Cline
2023-24	18-10	12-4/2nd of 9	Doug Cline
2022-23	21-6	13-3/1st of 9	Doug Cline
2021-22	19-9	13-5/2nd of 10	Doug Cline
2020-21	3-4	no NCAC play due to COVID	Doug Cline
2019-20	21-8	12-6/3rd of 10	Steve Moore
2018-19	24-6	16-2/1st of 10	Steve Moore
2017-18	22-7	14-4/2nd of 10	Steve Moore
2016-17	21-8	15-3/T-2nd of 10	Steve Moore
2015-16	24-8	15-3/T-1st of 10	Steve Moore
2014-15	23-7	14-4/2nd of 10	Steve Moore
2013-14	26-4	16-2/1st of 10	Steve Moore
2012-13	24-6	14-2/1st of 10	Steve Moore
2011-12	26-5	12-4/2nd of 10	Steve Moore
2010-11	31-3	14-2/1st of 9	Steve Moore
2009-10	25-6	15-1/1st of 10	Steve Moore
2008-09	23-7	14-2/1st of 10	Steve Moore
2007-08	23-5	15-1/1st of 10	Steve Moore
2006-07	29-5	15-1/1st of 10	Steve Moore
2005-06	26-4	15-1/1st of 10	Steve Moore
2004-05	27-3	15-1/1st of 10	Steve Moore
2003-04	26-4	14-2/2nd of 10	Steve Moore
2002-03	30-3	15-1/1st of 10	Steve Moore
2001-02	21-7	13-3/2nd of 10	Steve Moore
2000-01	24-4	14-2/2nd of 10	Steve Moore
1999-00	26-3	16-0/1st of 10	Steve Moore
1998-99	25-4	15-1/1st of 9	Steve Moore
1997-98	22-6	15-1/1st of 9	Steve Moore
1996-97	23-6	12-4/3rd of 9	Steve Moore
1995-96	19-7	12-4/2nd of 9	Steve Moore
1994-95	26-3	15-1/1st of 9	Steve Moore
1993-94	18-8	11-5/3rd of 9	Steve Moore
1992-93	21-7	12-4/3rd of 9	Steve Moore
1991-92	26-3	15-1/T-1st of 9	Steve Moore
1990-91	25-4	11-0/1st of 4 (North Div.)	Steve Moore
1989-90	18-9	8-3/1st of 4 (North Div.)	Steve Moore
1988-89	21-7	10-2/T-1st of 7	Steve Moore
1987-88	14-11	6-6/T-3rd of 7	Steve Moore
1986-87	8-18	5-7/4th of 7	Lu Wims
1985-86	11-15	4-8/5th of 7	Lu Wims
1984-85	14-11	6-6/4th of 7	Lu Wims
YEAR	OVERALL	OAC	COACH
	RECORD	RECORD/FINISH	
1983-84	10-16	5-8/T-10th of 14	Lu Wims
1982-83	13-13	7-6/T-6th of 14	Bill Brown
1981-82	13-12	6-7/T-8th of 14	Al Van Wie
1980-81	10-14	3-10/T-11th of 14	Al Van Wie
1979-80	10-14	6-7/T-6th of 14	Al Van Wie
1978-79	22-6	11-2/2nd of 14	Al Van Wie
1977-78	21-6	10-2/1st of 7 (Northern Div.)	Al Van Wie
1976-77	20-7	10-2/1st of 7 (Northern Div.)	Al Van Wie
1975-76	14-12	7-5/2nd of 7 (Northern Div.)	Al Van Wie
1974-75	10-13	4-8/T-10th of 14	Al Van Wie
1973-74	13-10	7-6/T-7th of 14	Al Van Wie
1972-73	19-10	7-5/T-5th of 13	Al Van Wie
1971-72	18-8	9-3/T-3rd of 13	Al Van Wie
1970-71	23-3	12-0/1st of 14	Al Van Wie
1969-70	14-11	5-6/8th of 14	Al Van Wie
1968-69	11-12	6-4/4th of 14	Al Van Wie
1967-68	14-8	8-4/5th of 14	Al Van Wie
1966-67	9-15	4-9/T-10th of 14	Al Van Wie
1965-66	15-8	10-4/4th of 15	Al Van Wie
1964-65	14-10	9-5/T-4th of 15	Al Van Wie
1963-64	17-9	9-5/5th of 15	Al Van Wie

YEAR	OVERALL	OAC	COACH
	RECORD	RECORD/FINISH	
1962-63	10-11	6-8/T-8th of 15	Al Van Wie
1961-62	5-17	2-11/15th of 15	Al Van Wie
1960-61	18-6	9-3/T-3rd of 14	Jim Ewers
1959-60	16-9	8-4/6th of 14	Jim Ewers
1958-59	15-7	7-5/7th of 14	Jim Ewers
1957-58	16-4	9-3/3rd of 14	E.M. Hole
1956-57	13-9	8-5/T-6th of 14	E.M. Hole
1955-56	10-11	7-8/8th of 14	E.M. Hole
1954-55	18-4	12-3/2nd of 14	E.M. Hole
1953-54	15-7	12-2/2nd of 14	E.M. Hole
1952-53	14-7	7-3/T-3rd of 14	E.M. Hole
1951-52	14-5	10-0/1st of 14	E.M. Hole
1950-51	14-7	3-6/8th of 12	E.M. Hole
1949-50	15-6	6-5/7th of 14	E.M. Hole
1948-49	13-8	6-7/10th of 16	E.M. Hole
1947-48	18-2	14-2/1st of 20	E.M. Hole
1946-47	17-6	13-5/4th of 18	E.M. Hole
1945-46	6-12	5-9/13th of 17	E.M. Hole
1944-45	3-12	2-9/10th of 14	E.M. Hole
1943-44	8-4	7-2/3rd of 12	E.M. Hole
1942-43	12-4	10-2/T-1st of 18	E.M. Hole
1941-42	18-2	11-1/3rd of 19	E.M. Hole
1940-41	15-4	11-2/2nd of 19	E.M. Hole
1939-40	17-2	14-0/1st of 19	E.M. Hole
1938-39	19-2	17-0/1st of 19	E.M. Hole
1937-38	15-3	13-1/2nd of 19	E.M. Hole
1936-37	12-5	9-3/T-4th of 20	E.M. Hole
1935-36	10-7	10-5/T-6th of 21	E.M. Hole
1934-35	4-12	4-10/15th of 22	E.M. Hole
1933-34	12-5	10-5/T-5th of 20	E.M. Hole
1932-33	12-4	10-3/T-3rd of 18	E.M. Hole
1931-32	10-7	8-5/4th of 16	E.M. Hole
1930-31	16-2	10-2/2nd of 14	E.M. Hole
1929-30	12-2	11-2/1st of 15	E.M. Hole
1928-29	12-5	10-4/3rd of 15	E.M. Hole
1927-28	13-4	10-4/2nd of 15	E.M. Hole
1926-27	9-7	8-4/T-4th of 15	E.M. Hole
1925-26	8-7	6-5/7th of 13	L.C. Boles
1924-25	8-7	7-7/9th of 19	L.C. Boles
1923-24	4-10	4-9/14th of 20	L.C. Boles
1922-23	10-8		L.C. Boles
1921-22	14-1		L.C. Boles
1920-21	8-5		L.C. Boles
1919-20	11-4		L.C. Boles
1918-19	6-8		L.C. Boles
1917-18	4-9		L.C. Boles
1916-17	5-8		L.C. Boles
1915-16	8-7		L.C. Boles
1914-15	5-10		H.F. Tuttle
1913-14	0-13		C.C. Childs
1912-13	6-4		H.B. Lloyd
1911-12	8-3		H.B. Lloyd
1910-11	7-3		W.E. Johnston
1909-10	7-4		W.E. Johnston
1908-09	10-2		L.W. St. John
1907-08	10-6		L.W. St. John
1906-07	8-4		L.W. St. John
1905-06	7-3		L.W. St. John
1904-05	3-8		L.W. St. John
1903-04	2-4		L.W. St. John
1902-03	2-3		L.W. St. John
1901-02	2-2		
1900-01	0-2		
TOTAL	1844-861 (.682)		

ALL-TIME GAME RECORDS - TEAM

TOTAL POINTS

150 vs. Emory & Henry	11/27/05
133 vs. Westminster (Pa.)	12/18/05
vs. Wilberforce	12/18/71
129 vs. Hiram	2/8/06
vs. Thiel	12/30/05
128 vs. Cabrini	11/17/06
125 vs. Kenyon	2/27/70
121 vs. Allegheny	2/1/06
119 vs. Ashland	2/1/57
118 vs. Ashland	2/7/53
117 vs. Hiram	1/16/08
116 vs. Westminster (Pa.)	12/20/04
115 vs. Oneonta State	11/22/91
vs. Fenn	1/22/55
114 vs. Pitt.-Bradford	12/29/24
vs. Wabash	2/26/00

FIRST-HALF POINTS

80 vs. Emory & Henry	11/27/05
70 vs. Westminster (Pa.)	12/18/05
68 vs. Hiram	2/8/06
67 vs. Thiel	12/30/05
vs. Allegheny	1/24/01
65 vs. Allegheny	2/8/17
vs. Hiram	1/18/06
64 vs. Cabrini	11/17/06
63 vs. Kenyon	1/18/17
vs. Kalamazoo	12/27/78
vs. Kenyon	2/27/70
62 vs. Pitt.-Bradford	12/29/24
vs. Denison	2/24/15
vs. Hiram	1/16/08
60	Three times

SECOND-HALF POINTS

73 vs. Wilberforce	12/18/71
70 vs. Emory & Henry	11/27/05
69 vs. Denison	2/16/00
66 vs. Allegheny	2/1/06
vs. Wabash	1/14/06
64 vs. Cabrini	11/17/06
vs. Oakland	12/11/70
63 vs. Westminster (Pa.)	12/18/05
62 vs. Thiel	12/30/05
vs. Denison	12/19/00
vs. Oneonta State	11/22/91
vs. Kenyon	2/27/70
61 at Anderson (Ind.)	12/20/10
vs. Hiram	2/8/06

FIELD GOALS MADE

63 vs. Emory & Henry	11/27/05
56 vs. Wilberforce	12/18/71
54 vs. Kenyon	2/27/70
51 vs. Kalamazoo	12/27/78
50 vs. Westminster (Pa.)	12/18/05

FIELD GOALS ATTEMPTED

123 vs. Steubenville	1/17/53
vs. Hiram	1/19/52
98 vs. Kalamazoo	12/27/78
92 vs. Baldwin-Wallace	12/29/05
91 vs. Point Park	2/15/69
89 vs. Emory & Henry	11/27/05
vs. Kenyon	12/9/69

FIELD-GOAL PERCENTAGE

.739 (34-46) vs. Allegheny	1/13/93
.729 (35-48) vs. Defiance	12/20/69
.727 (48-66) vs. Westminster	12/20/04
.711 (32-45) vs. Denison	1/30/88
.708 (63-89) vs. Emory & Henry	11/27/05
.708 (56-79) vs. Wilberforce	12/18/71

3-POINT FIELD GOALS MADE

25 vs. Cabrini	11/17/06
22 vs. Hiram	2/8/06
20 vs. DePauw	12/15/24
vs. Thiel	12/30/05
19 at Hanover	11/30/08
18 vs. Hiram	1/20/19
17 vs. Oberlin	2/21/23
vs. Wis.-Stout	11/19/05
vs. Allegheny	1/24/01
16 vs. Denison	2/24/09
at Hiram	2/4/09
vs. Oberlin	12/3/08

3-POINT FIELD GOALS ATTEMPTED

45 vs. Cabrini	11/17/06
44 vs. Hiram	2/8/06
43 at Hanover	11/30/08
42 vs. Oberlin	2/21/23
40 vs. DePauw	12/15/24
37 vs. N.C. Wesleyan	12/13/09
vs. Thiel	12/30/05
36 vs. Wis.-Stout	11/19/05
35 vs. John Carroll	12/30/23
vs. Hiram	1/20/19
vs. Grove City	3/5/10

3-POINT FIELD-GOAL PERCENTAGE

1.000 (5-5) vs. Grove City	12/6/86
1.000 (3-3) vs. Hiram	11/28/90
1.000 (3-3) vs. Allegheny	1/13/93
.875 (7-8) vs. Bethany	1/6/90
.833 (5-6) vs. Earlham	12/3/94

FREE THROWS MADE

37 vs. Hope	1/25/69
vs. Baldwin-Wallace	1/27/70
vs. Oberlin	1/17/87
35 vs. Oberlin	2/13/19
vs. Wis.-Whitewater	3/6/10
vs. Case West. Reserve	12/16/75
34 at DePauw	1/28/17
vs. Denison	2/17/70

FREE THROWS ATTEMPTED


51 vs. Kenyon	12/5/64
46 vs. Hope	1/25/69
45 vs. Wittenberg	2/12/05
vs. Ohio Wesleyan	12/2/75
vs. Oberlin	2/25/77
vs. Trinity	12/28/90

FREE-THROW PERCENTAGE

1.000 (15-15) at Kenyon	12/5/09
(15-15) vs. Capital	2/1/87
(14-14) vs. Savannah A&D	11/18/00
(12-12) at Wittenberg	2/14/09
(12-12) vs. Ohio Northern	12/30/97
(11-11) vs. Kenyon	1/30/19
(11-11) at Allegheny	2/7/18
(11-11) vs. Grove City	1/17/50
(8-8) vs. Allegheny	1/16/91
.955 (21-22) vs. Anderson (Ind.)	11/19/11
.947 (18-19) vs. Wabash	1/21/17

REBOUNDS

91 vs. Fenn	1/22/55
73 vs. Emory & Henry	11/27/05
65 vs. Westminster (Pa.)	12/20/04
vs. Hiram	11/30/78
64 vs. Point Park	2/15/69
63 vs. Lake Erie	12/6/97
62 vs. Hamilton	12/9/72



Arguably the best player ever to wear the Black and Old Gold was Tom Dinger, dubbed the "Mansfield Meteor" during his playing days (1967-71). A native of Mansfield, Ohio, the 5-11 Dinger was a lights-out shooter. Despite playing long before the 3-point line was introduced, he still holds a dozen school scoring records, including points in a game (48), in a season (767) when he averaged 30.7 as a junior, and in a career (2,370). Dinger, who was picked for All-American honors as a senior and named to the All-Ohio Athletic Conference First Team three times, retired as a physical education teacher from the Wooster school district in 2001.

ASSISTS

41 vs. Emory & Henry	11/27/05
39 vs. Westminster (Pa.)	12/18/05
38 vs. Wilberforce	12/18/71
37 vs. Kalamazoo	12/27/78
36 vs. Hiram	2/8/06
vs. Westminster (Pa.)	12/20/04
34 vs. Denison	12/19/00
33 vs. Oberlin	2/19/91
32 vs. Oberlin	12/7/05
30	Six times

TURNOVERS

36 vs. Case West. Reserve	1/20/73
35 vs. Grove City	12/4/71
32 vs. Whitman	12/18/18
31 vs. New Hampshire	12/8/72
vs. Capital	3/9/73
vs. Dyke	1/5/83

ALL-TIME GAME RECORDS - INDIVIDUAL

SCORING (30-POINT CLUB)

48	Tom Dinger	vs. Ohio Wesleyan	1/10/70
46	Joe Dennison	vs. Heidelberg	3/3/59
45	Dan Fanelly	vs. Lancaster Bible	3/4/16
40	Danyon Hempy	vs. DePauw	2/22/20
	Tom Dinger	vs. Kenyon	12/9/69
	Tom Dinger	vs. Heidelberg	12/3/69
38	Danyon Hempy	vs. Kenyon	2/5/20
	Mike Trimmer	vs. Denison	1/30/88
	Tom Dinger	vs. Kenyon	2/27/70
	Tom Dinger	vs. Baldwin-Wallace	1/27/70
	Nick Frascella	vs. Ashland	12/17/37
37	James Cooper	vs. Ohio Wesleyan	1/21/06
	Bryan Nelson	vs. Allegheny	2/5/03
	Bryan Nelson	vs. Wittenberg	1/25/03
36	Bryan Nelson	vs. Kalamazoo	12/29/02
	Tom Dinger	vs. Marietta	12/21/70
	Tom Dinger	vs. Wilberforce	1/24/70
	Dick Cornwell	vs. Buffalo	12/30/69
	Tom Dinger	vs. Marietta	12/29/69
	Tom Dinger	vs. Cleveland State	12/19/69
	Danny Thomas	vs. Lake Forest	2/1/59
	Danny Thomas	vs. Denison	2/2/57
	Keith Shearer	vs. Marietta	1/31/53
	Harry Weckesser	vs. Hope	12/15/50
35	Danyon Hempy	vs. Allegheny	2/25/20
	Xavier Brown	vs. Wabash	12/8/12
	Tom Dinger	vs. Mt. Union	2/27/69
	Tom Dinger	vs. Kenyon	3/1/68
	Tim Jordan	vs. Heidelberg	12/6/66
	Tim Jordan	vs. Baldwin-Wallace	2/2/66
34	Brandon Styers	vs. Kenyon	1/12/22
	Dan Fanelly	at Ohio Wesleyan	2/25/17
	James Cooper	vs. Brockport State	3/10/07
	Doug Cline	vs. Allegheny	1/12/94
	Mike O'Brien	vs. Hiram	12/3/86
	Jim Burns	vs. Kenyon	1/29/80
	Tom Dinger	vs. Otterbein	2/13/71
	Tom Dinger	vs. Oberlin	2/3/70
	Tom Dinger	vs. Urbana	12/13/69
	Danny Thomas	vs. Alma	12/4/69
	Bob Voelkel	vs. Hiram	2/10/54
	Nick Frascella	vs. Oberlin	1/22/38
33	Reece Duper	vs. Wittenberg	2/23/19
	Xavier Brown	vs. Wittenberg	1/17/15
	Ian Franks	at Allegheny	1/13/10
	Justin Hollowell	vs. Wabash	2/28/09
	Tom Port	vs. Emory & Henry	11/27/05
	Bryan Nelson	vs. Earlham	2/22/03
	Tom Dinger	vs. Geneva	12/16/70
	Tom Dinger	vs. Mt. Union	12/15/69
	Danny Thomas	vs. Muskingum	2/15/59
	Danny Thomas	vs. Ashland	1/30/58
	Bob Voelkel	vs. Ashland	2/16/54
	Nick Frascella	vs. Denison	1/15/38
	Nick Frascella	vs. Oberlin	1/25/36
32	Danyon Hempy	vs. Brockport	12/16/19
	Dan Fanelly	vs. Denison	2/24/17
	Dan Fanelly	at Lewis & Clark	12/21/16
	James Cooper	vs. Walsh	12/15/07
	James Cooper	vs. Ohio Wesleyan	12/8/07
	Tim Vandervart	vs. Walsh	11/25/06
	Tom Port	vs. Westminster (Pa.)	12/18/05
	Antwyan Reynolds	vs. Savannah Art & Design	1/8/01
	Jim Burns	vs. Ashland	12/16/79
	Gib Tecca	vs. Lock Haven	12/3/79
	Tom Dinger	vs. Denison	2/17/70
	Danny Thomas	vs. Akron	3/2/57
	Danny Thomas	vs. Muskingum	2/16/57
	Jack Holt	vs. Ashland	2/7/53
	Keith Shearer	vs. Allegheny	2/27/53
	Pat Milligan	vs. Albion	12/16/49
31	Turner Kurt	at UC Santa Cruz	12/18/21
	Danyon Hempy	vs. Wabash	1/26/19
	Danyon Hempy	vs. Sul Ross State	12/19/18
	Xavier Brown	vs. Baldwin Wallace	1/22/13
	James Cooper	vs. Allegheny	1/31/07
	Bryan Nelson	vs. Wabash	1/11/03
	Bryan Nelson	vs. Wittenberg	2/24/01
	Mike Trimmer	vs. Hiram	1/30/88
	Tom Dinger	vs. Calvin	12/29/70
	Tom Dinger	vs. Transylvania	12/19/70
	Tom Dinger	vs. Defiance	12/20/69
	Bill Gribble	vs. Ohio Wesleyan	2/13/65
	Danny Thomas	vs. Denison	2/6/60
	Jerry Smith	vs. Oberlin	2/25/56
	Bob Voelkel	vs. Fenn	12/1/53
	Harry Weckesser	vs. Otterbein	1/12/51
	Earl Shaw	vs. Allegheny	12/19/47
	Nick Frascella	vs. Kenyon	2/19/38
	Nick Frascella	vs. Ashland	1/29/38
30	30 Times (15 most recent ones are listed below)		
	Jamir Billings	vs. Wabash	2/25/23
	Brandon Styers	vs. Wabash	2/20/21
	Danyon Hempy	vs. DePauw	1/5/19
	Danyon Hempy	vs. Kenyon	2/14/18
	Evan Pannell	vs. Wittenberg	1/17/15
	Ian Franks	vs. Wis.-Whitewater	3/6/10
	Ian Franks	vs. Denison	1/30/10
	Justin Hollowell	vs. Denison	2/11/09
	Tom Port	vs. Baldwin-Wallace	12/29/05
	Nate Gaubatz	vs. Earlham	1/27/01
	Ryan Gorman	vs. Case Western Reserve	2/5/97
	Scott Meech	vs. Ohio Wesleyan	2/12/94
	Stan Aukamp	vs. Case Western Reserve	1/29/92
	Stan Aukamp	vs. Oberlin	1/9/91
	Jim Burns	vs. Oberlin	2/10/80

FIELD GOALS MADE

21	Dan Fanelly	vs. Lancaster Bible	3/4/16
	Tom Dinger	vs. Ohio Wesleyan	1/10/70
20	Joe Dennison	vs. Heidelberg	3/3/59
18	Danyon Hempy	vs. DePauw	2/22/20
	Mike Trimmer	vs. Denison	1/30/88
17	Tom Dinger	vs. Kenyon	2/27/70
	Harry Weckesser	vs. Hope	12/15/50

FIELD GOALS ATTEMPTED

34	Bob Voelkel	vs. Wittenberg	2/6/54
32	Tom Dinger	vs. Ohio Wesleyan	1/10/70
	Tom Dinger	vs. Kenyon	12/9/69
30	Tom Dinger	vs. Heidelberg	12/3/69
	Tom Dinger	vs. Point Park	2/15/69

3-POINT FIELD GOALS MADE

10	Jamir Billings	vs. Wabash	2/25/23
9	Rick Hochstetler	vs. Ohio Northern	3/6/97
8	Justin Hollowell	vs. Allegheny	2/15/12
	Justin Hollowell	at Hiram	2/4/09
	Tom Port	vs. Wis.-Stout	11/19/05
7	Jamir Billings	vs. Hiram	1/29/25
	Keonn Scott	vs. Allegheny	1/29/20
	Justin Hollowell	vs. Baruch	1/2/11
	Justin Hollowell	vs. N.C. Wesleyan	12/13/09
	James Cooper	vs. Walsh	12/15/07
	James Cooper	vs. Allegheny	1/31/07
	Matt Smith	vs. Wabash	2/22/02
	Matt Smith	vs. Hiram	1/17/01
	Steve Thompson	vs. Kenyon	1/10/01
	Erich Riebe	vs. Allegheny	1/17/90
6	21 Times (5 most recent ones are listed below)		
	Jaiden Cox-Holloway	vs. Ohio Wesleyan	2/15/25
	Isaac Roeder	vs. DePauw	12/15/24
	Jamir Billings	vs. Mount Union	11/23/24
	Jaiden Cox-Holloway	vs. John Carroll	12/30/23
	Jamir Billings	at Denison	12/2/23

3-POINT FIELD GOALS ATTEMPTED

16	Keonn Scott	vs. Allegheny	1/29/20
	Craig Bradley	vs. Denison	1/10/95
15	Jamir Billings	vs. Wabash	2/25/23
	Elijah Meredith	at Denison	2/15/23
	Keonn Scott	at Ohio Wesleyan	1/4/20
	Tom Port	vs. Wis.-Stout	11/19/05
14	Justin Hollowell	vs. N.C. Wesleyan	12/13/09
	Rowell Fernandez	vs. Denison	1/17/96
	Craig Bradley	vs. Kenyon	1/7/95

FREE THROWS MADE

17	Bryan Nelson	vs. Wittenberg	1/25/03
16	Tom Dinger	vs. Denison	2/17/70
	Tom Dinger	vs. Hope	1/25/69
15	Tim Jordan	vs. Heidelberg	12/6/66
14	Nick Everett	vs. La Roche	1/22/24
	Ian Franks	vs. Wittenberg	2/27/10
	Erich Riebe	vs. Wittenberg	1/19/91
	Wayne Allison	vs. Oberlin	1/24/78

FREE THROWS ATTEMPTED

20	Tim Jordan	vs. Heidelberg	12/6/66
19	Tom Dinger	vs. Hope	1/25/69
18	Nick Everett	vs. La Roche	1/22/24
	Bryan Nelson	vs. Wittenberg	1/25/03
	Rowell Fernandez	vs. Case Western Reserve	1/11/97

REBOUNDS

29	Tom Gustin	vs. Ohio Wesleyan	3/2/55
28	Tom Gustin	vs. Fenn	1/22/55
27	Tom Gustin	vs. Denison	2/10/55
26	Tom Gustin	vs. Slippery Rock	3/5/55
25	Tom Baab	vs. Wilberforce	1/24/70

Most recent 20-rebound game: Alex Baptiste, 20 vs. Emory & Henry 12/30/17

ASSISTS

12	Jamir Billings	vs. Rochester	12/10/22
	Jamir Billings	vs. Kenyon	1/12/22
	Mike Stoll	vs. Malone	12/13/72
11	Jamir Billings	at Denison	1/19/22
	Antwyan Reynolds	vs. Kenyon	2/2/02
	Craig Bradley	vs. Ashland	12/1/93
	Craig Bradley	vs. Wilmington	11/20/93
	Erich Riebe	vs. Case Western Reserve	1/24/90
	Sam Dixon	vs. Heidelberg	1/19/77
10	13 Times (6 most recent ones are listed below)		
	Jamir Billings	vs. Ohio Wesleyan	2/15/25
	Jamir Billings	vs. DePauw	2/20/24
	Jamir Billings	vs. Oberlin	2/7/24
	Jamir Billings	vs. John Carroll	12/30/23
	Jamir Billings	vs. Rowan	11/11/23
	Jamir Billings	vs. Wittenberg	1/15/22
	Jamir Billings	had 10 games with at least 10 assists	

BLOCKED SHOTS

10	Mike Trimmer	vs. Denison	1/30/88
8	Stan Aukamp	vs. Tiffin	12/12/90
	Mike Trimmer	vs. Mt. Union	12/9/87
	Mike Trimmer	vs. Grove City	12/12/87
	Mike Trimmer	vs. John Carroll	1/4/88

STEALS

10	Jamir Billings	at Hiram	1/28/22
7	Jamir Billings	vs. Johnson & Wales (R.I.)	12/19/24
	Jamir Billings	at Hiram	2/14/24
	Jamir Billings	at Kenyon	2/2/22
	Jamir Billings	vs. Wittenberg	1/15/22
	Antwyan Reynolds	vs. Wabash	2/3/01
	Antwyan Reynolds	vs. Denison	12/19/00
	Ryan Gorman	vs. Earlham	12/13/97

ALL-TIME INDIVIDUAL RECORDS – SEASON

SCORING

1.	767	Tom Dinger	1969-70
2.	690	Danyon Hempy	2019-20
3.	645	Bryan Nelson	2002-03
4.	630	Tom Dinger	1970-71
5.	623	Ian Franks	2010-11
6.	618	Danyon Hempy	2018-19
7.	612	James Cooper	2006-07
8.	575	James Cooper	2005-06
9.	563	Tom Dinger	1968-69
10.	555	Ian Franks	2009-10
11.	548	Tom Port	2006-07
12.	546	James Cooper	2007-08
13.	542	Dan Fanelly	2016-17
14.	515	Reece Dupler	2018-19
15.	487	Bob Voelkel	1953-54
16.	473	Stan Aukamp	1990-91
17.	472	Spencer Williams	2017-18
	472	Bryan Nelson	2000-01
19.	468	Evan Pannell	2014-15
20.	467	Bryan Nelson	2001-02
21.	465	Spencer Williams	2015-16
22.	464	Ian Franks	2008-09
23.	453	Dan Fanelly	2015-16
24.	450	Mike Trimmer	1988-89
25.	447	Tim Vandervaart	2005-06
26.	445	Antwyan Reynolds	2000-01
	445	Rich Thomas	1960-61
28.	441	Xavier Brown	2013-14
29.	439	Ashton Price	2023-24
	439	Erich Riebe	1991-92
31.	437	Jim Burns	1979-80
	437	Wayne Allison	1977-78
33.	434	Danyon Hempy	2017-18
34.	431	Justin Hollowell	2011-12
	431	Tom Port	2003-04
	431	Gib Tecca	1979-88
37.	430	Dan Thomas	1956-57
38.	428	Doug Thorpe	2013-14
	428	Bill Gribble	1963-64
40.	427	Gib Tecca	1980-81

SCORING AVERAGE

1.	30.7 (767/25)	Tom Dinger	1969-70
2.	24.5 (563/23)	Tom Dinger	1968-69
3.	24.4 (630/26)	Tom Dinger	1970-71
4.	23.8 (690/29)	Danyon Hempy	2019-20
5.	22.1 (487/22)	Bob Voelkel	1953-54
6.	20.8 (645/33)	Bryan Nelson	2002-03
7.	20.6 (618/30)	Danyon Hempy	2018-19
8.	19.6 (430/22)	Danny Thomas	1956-57
9.	19.5 (546/28)	James Cooper	2007-08
10.	19.4 (542/28)	Dan Fanelly	2016-17

FIELD GOALS MADE

1.	289	Tom Dinger	1969-70
2.	243	Danyon Hempy	2019-20
3.	234	Tom Dinger	1970-71
4.	230	James Cooper	2006-07
5.	222	Danyon Hempy	2018-19
6.	221	Bryan Nelson	2002-03
7.	216	James Cooper	2005-06
8.	215	Reece Dupler	2018-19
9.	208	Ian Franks	2010-11
10.	207	Tom Dinger	1968-69

FIELD GOALS ATTEMPTED

1.	558	Tom Dinger	1969-70
2.	504	Bob Voelkel	1953-54
3.	490	Danyon Hempy	2019-20
4.	461	Tom Dinger	1968-69
5.	457	Ian Franks	2010-11
6.	449	Tom Dinger	1970-71
7.	446	Danny Thomas	1959-60
8.	445	James Cooper	2006-07
9.	424	Danny Thomas	1957-58
10.	416	Rich Thomas	1960-61

FIELD-GOAL PERCENTAGE (min. 75 made)

1.	.728 (134-184)	Nick Everett	2023-24
2.	.696 (128-184)	Matt Schlingman	2004-05
3.	.691 (112-162)	Nick Everett	2022-23
4.	.659 (141-214)	John Ellenwood	1998-99
5.	.659 (139-211)	John Ellenwood	1997-98
6.	.657 (178-271)	Tim Vandervaart	2005-06
7.	.652 (86-132)	Tim Vandervaart	2004-05
8.	.644 (221-343)	Bryan Nelson	2002-03
9.	.642 (120-187)	Ryan Gorman	1995-96
10.	.635 (172-271)	Scott Meech	1993-94

3-POINT FIELD GOALS MADE

1.	94	Justin Hollowell	2008-09
2.	79	Justin Hollowell	2010-11
3.	78	Keonn Scott	2019-20
	78	James Cooper	2006-07
	78	Tom Port	2006-07
6.	76	Justin Hollowell	2011-12
7.	73	Doug Thorpe	2013-14
8.	69	James Cooper	2007-08
9.	68	Jamir Billings	2024-25
10.	67	Nathan Balch	2009-10
	67	Matt Smith	2002-03
11.	66	Nathan Balch	2010-11
	66	Devin Fulk	2006-07
13.	64	Kyle Witucky	2004-05
15.	63	Nathan Balch	2008-09
	63	Rick Hochstetler	1996-97
	63	Craig Bradley	1994-95

3-POINT FIELD GOALS ATTEMPTED

1.	203	Keonn Scott	2019-20
2.	193	Doug Thorpe	2013-14
3.	191	Justin Hollowell	2010-11
4.	188	Justin Hollowell	2011-12
5.	183	Justin Hollowell	2008-09
6.	181	Jamir Billings	2024-25
7.	180	James Cooper	2006-07
8.	177	Tom Port	2006-07
9.	176	Craig Bradley	1994-95
10.	171	Elijah Meredith	2022-23
	171	Justin Hollowell	2009-10

3-POINT FIELD-GOAL PERCENTAGE (min. 25 made)

1.	.537 (44-82)	Craig Bradley	1992-93
2.	.531 (60-113)	Devin Fulk	2005-06
3.	.528 (28-53)	Tim Southerland	1990-91
4.	.514 (94-183)	Justin Hollowell	2008-09
5.	.506 (39-77)	Ryan Snyder	1999-00
6.	.504 (59-117)	Erich Riebe	1989-90
7.	.496 (69-139)	James Cooper	2007-08
8.	.493 (36-73)	Andy Van Horn	2005-06
9.	.492 (63-128)	Nathan Balch	2008-09
10.	.492 (30-61)	Andy Van Horn	2004-05
11.	.489 (66-135)	Devin Fulk	2006-07
12.	.487 (55-113)	Devin Fulk	2007-08

FREE THROWS MADE

1.	193	Bryan Nelson	2002-03
2.	189	Tom Dinger	1969-70
3.	172	Ian Franks	2010-11
4.	162	Tom Dinger	1970-71
5.	149	Tom Dinger	1968-69
6.	148	Danyon Hempy	2019-20
7.	143	Ian Franks	2009-10
8.	137	Wayne Allison	1977-78
9.	134	Dan Fanelly	2016-17
	134	Tim Jordan	1966-67

FREE THROWS ATTEMPTED

1.	218	Bryan Nelson	2002-03
	218	Tom Dinger	1969-70
3.	212	Ian Franks	2010-11
4.	206	Tim Jordan	1966-67
5.	194	Wayne Allison	1977-78
6.	193	Tom Dinger	1970-71
7.	191	Tom Dinger	1968-69
8.	185	Ian Franks	2009-10
9.	184	Danyon Hempy	2019-20
10.	175	Lu Wims	1959-60

FREE-THROW PERCENTAGE (min. 25 made)

1.	.966 (28-29)	Devin Fulk	2006-07
2.	.927 (51-55)	Devin Fulk	2007-08
3.	.920 (46-50)	Mark Stanley	1990-91
4.	.917 (66-72)	Mike Grenert	1971-72
5.	.911 (51-56)	Nathan Balch	2008-09
6.	.886 (78-88)	John Creasap	1971-72
7.	.885 (193-218)	Bryan Nelson	2002-03
8.	.885 (54-61)	Jim Burns	1978-79
9.	.879 (58-66)	Justin Hollowell	2008-09
10.	.871 (27-31)	Devin Fulk	2004-05
11.	.870 (67-77)	Justin Hollowell	2010-11
12.	.869 (53-61)	Brian Watkins	1997-98
13.	.868 (33-38)	Ryan Snyder	2010-11
14.	.867 (189-218)	Tom Dinger	1969-70

REBOUNDS

1.	398	Tom Gustin	1954-55
2.	342	Gerry Smith	1954-55
3.	335	Tom Gustin	1953-54
4.	335	Lu Wims	1959-60
5.	334	Tim Baab	1969-70
6.	313	Gerry Smith	1955-56
7.	304	Greg Bryant	1971-72
8.	302	Dave Guldin	1963-64
9.	292	Greg Bryant	1970-71
10.	275	Buddy Harris	1965-66

REBOUNDING AVERAGE (min. 150 rebounds)

1.	18.1 (398/22)	Tom Gustin	1954-55
2.	15.5 (342/22)	Gerry Smith	1954-55
3.	15.2 (335/22)	Tom Gustin	1953-54
4.	14.9 (313/21)	Gerry Smith	1955-56
5.	13.4 (335/25)	Lu Wims	1959-60
6.	13.4 (334/25)	Tim Baab	1969-70
7.	12.2 (256/21)	Dave Bourns	1958-59
8.	12.1 (302/25)	Dave Guldin	1964-65
	12.1 (302/25)	Dave Guldin	1963-64
10.	12.0 (275/23)	Buddy Harris	1965-66

ASSISTS (since 1977-78)

1.	166	Sam Dixon	1978-79
2.	164	Jamir Billings	2023-24
	164	Jamir Billings	2021-22
4.	152	Rowell Fernandez	1996-97
5.	143	Antwyan Reynolds	2001-02
6.	140	Jamir Billings	2022-23
7.	132	Doug Fries	1979-80
8.	131	Antwyan Reynolds	2000-01
9.	128	Jamir Billings	2024-25
	128	Nate Gaubatz	2000-01

BLOCKED SHOTS (since 1985-86)

1.	100	Mike Trimmer	1987-88
2.	93	Mike Trimmer	1988-89
3.	81	Ryan Gorman	1998-99
4.	66	Ryan Gorman	1997-98
5.	61	Stan Aukamp	1991-92
6.	60	Stan Aukamp	1990-91
7.	53	Stan Aukamp	1989-90
8.	49	John Ellenwood	1999-00
9.	48	Philip Yontz	1995-96
10.	47	Alex Baptiste	2017-18

STEALS (since 1985-86)

1.	87	Jamir Billings	2024-25
2.	84	Jamir Billings	2023-24
	84	Jamir Billings	2021-22
4.	75	Antwyan Reynolds	2000-01
5.	69	Jamir Billings	2022-23
6.	66	Antwyan Reynolds	2001-02
	66	Ryan Gorman	1997-98
8.	63	Brandon Johnson	2006-07
	63	Antwyan Reynolds	1999-00
10.	60	Ryan Gorman	1996-97

Bold indicates current player

ALL-TIME INDIVIDUAL RECORDS - CAREER

SCORING (1000-POINT CLUB AT WOOSTER)

1.	2370	Tom Dinger	1967-71
2.	2037	James Cooper	2004-08
3.	2031	Danyon Hempy	2016-20
4.	1957	Bryan Nelson	1999-03
5.	1784	Tom Port	2003-07
6.	1696	Ian Franks	2007-11
7.	1684	Dan Fanella	2013-17
8.	1644	Spencer Williams	2014-18
9.	1637	Xavier Brown	2011-15
10.	1594	Dan Thomas	1956-60
11.	1567	Erich Riebe	1988-92
12.	1556	Reece Dupler	2015-19
13.	1491	Justin Hollowell	2008-12
	1491	Earl Shaw	1946-50
15.	1490	Stan Aukamp	1988-92
16.	1453	Scott Meech	1991-95
17.	1398	Bill Gribble	1962-66
18.	1396	Doug Cline	1991-95
19.	1371	Ryan Gorman	1995-99
20.	1270	Jamir Billings	2021-25
21.	1260	Antwyan Reynolds	1998-02
22.	1203	John Ellenwood*	1997-00
23.	1200	Nick Everett*	2021-25
24.	1193	Bryan Wickliffe	2007-11
25.	1189	Rich Thomas	1959-63
26.	1184	Sam Dixon	1975-79
27.	1153	Brandon Johnson	2005-08, 09-10
28.	1144	Gib Tecca	1978-82
29.	1138	Dave Guldin	1961-65
30.	1136	Nathan Balch*	2008-11
	1136	Jesse Smith	1980-84
32.	1083	Devin Fulk	2004-08
33.	1080	Rodney Mitchell	2000-04
34.	1070	Wayne Allison	1974-78
35.	1069	Matt Smith	1999-03
36.	1053	Tim Vandervaart	2003-07
37.	1046	Kyle Witucky	2002-06
	1046	Matt Schlingman	2001-05
	1046	Doug Meinen	1990-94
40.	1045	Doug Thorpe	2010-14
41.	1042	John Creasap	1968-72
42.	1040	Matt Hiestand	1986-90
43.	1037	Brian Buchanan	1989-93
44.	1009	Mike Trimmer	1985-89
45.	1005	Evan Pannell	2011-15
46.	1002	Reggie Minton	1959-63

*denotes transfer. Only points scored at Wooster are listed above. Overall collegiate points are listed below.

TRANSFERS WITH 1000 COLLEGIATE POINTS

1221	Nathan Balch (1136/85)	2007-11
1203	John Ellenwood (1203/0)	1996-00
1200	Nick Everett (1200/0)	2021-25
1180	Ashton Price (712/468)	2023-25
1051	Mark Stanley (991/60)	1987-91
1012	Turner Kurt (635/337)	2018-23

SCORING AVERAGE AT WOOSTER (min. 700 points)

1.	24.7	(2370/96)	Tom Dinger	1967-71
2.	18.9	(835/41)	Nick Frascella	1935-38
3.	17.9	(1594/89)	Dan Thomas	1956-60
4.	17.8	(1491/84)	Earl Shaw	1946-50
5.	17.4	(2031/117)	Danyon Hempy	2016-20
6.	17.3	(1957/113)	Bryan Nelson	1999-03
7.	16.7	(2037/122)	James Cooper	2004-08
8.	16.6	(712/43)	Ashton Price	2023-25
9.	15.7	(1398/89)	Bill Gribble	1962-66
10.	15.5	(944/61)	Jack Holt	1950-53
11.	15.5	(711/46)	Jim Burns	1978-80
12.	15.3	(1144/75)	Gib Tecca	1978-81
13.	15.1	(1696/112)	Ian Franks	2007-11

FIELD GOALS MADE (since 1951-52)

1.	902	Tom Dinger	1967-71
2.	753	James Cooper	2004-08
3.	729	Danyon Hempy	2016-20
4.	709	Bryan Nelson	1999-03
5.	690	Dan Thomas	1956-60
6.	659	Tom Port	2003-07
7.	658	Reece Dupler	2015-19
8.	631	Dan Fanella	2013-17
9.	617	Earl Shaw	1946-50
10.	608	Xavier Brown	2011-15

FIELD GOALS ATTEMPTED

1.	1821	Tom Dinger	1967-71
2.	1624	Dan Thomas	1956-60
3.	1489	Danyon Hempy	2016-20
4.	1422	James Cooper	2004-08
5.	1417	Tom Port	2003-07
6.	1390	Xavier Brown	2011-15
7.	1305	Spencer Williams	2014-18
8.	1245	Bill Gribble	1962-66
9.	1220	Reece Dupler	2015-19
10.	1214	Rich Thomas	1959-63

FIELD-GOAL PERCENTAGE (min. 200 made)

1.	.653	(427-654)	Nick Everett	2021-25
2.	.638	(442-692)	John Ellenwood	1997-00
3.	.634	(411-648)	Tim Vandervaart	2003-07
4.	.615	(551-896)	Ryan Gorman	1995-99
5.	.612	(377-616)	Matt Schlingman	2001-05
6.	.607	(486-801)	Doug Cline	1991-95
7.	.601	(709-1180)	Bryan Nelson	1999-03
8.	.601	(631-1050)	Dan Fanella	2013-17
9.	.594	(271-456)	Dontae Williams	2018-20
10.	.592	(591-999)	Scott Meech	1991-95

3-POINT FIELD GOALS MADE (since 1986-87)

1.	305	Justin Hollowell	2008-12
2.	241	James Cooper	2004-08
3.	231	Tom Port	2003-07
4.	222	Jamir Billings	2021-25
	222	Matt Smith	1999-03
6.	205	Kyle Witucky	2002-06
7.	204	Devin Fulk	2004-08
8.	196	Nathan Balch	2008-11
9.	189	Matt Fegan	2008-12
10.	187	Danyon Hempy	2016-20

3-POINT FIELD GOALS ATTEMPTED

1.	733	Justin Hollowell	2008-12
2.	623	Jamir Billings	2021-25
3.	581	Tom Port	2003-07
4.	523	James Cooper	2004-08
5.	510	Danyon Hempy	2016-20
6.	495	Matt Smith	1999-03
7.	479	Kyle Witucky	2002-06
8.	442	Antwyan Reynolds	1998-02
9.	438	Matt Fegan	2008-12
10.	434	Nathan Balch	2008-11

3-POINT FIELD-GOAL PERCENTAGE (min. 50 made)

1.	.487	(204-419)	Devin Fulk	2004-08
2.	.461	(241-523)	James Cooper	2004-08
3.	.452	(196-434)	Nathan Balch	2008-11
4.	.449	(66-147)	Rob Peterson	1986-88
5.	.448	(222-495)	Matt Smith	1999-03
6.	.448	(125-279)	Ryan Snyder	1999-00, 01-04
7.	.443	(86-194)	Andy Van Horn	2003-07
8.	.436	(161-369)	Erich Riebe	1988-92
9.	.432	(189-438)	Matt Fegan	2008-12
10.	.428	(205-479)	Kyle Witucky	2002-06

FREE THROWS MADE (since 1951-52)

1.	586	Tom Dinger	1967-71
2.	498	Bryan Nelson	1999-03
3.	440	Ian Franks	2007-11
4.	424	Doug Cline	1991-95
5.	386	Danyon Hempy	2016-20
6.	361	Dan Fanella	2013-17
7.	357	Spencer Williams	2014-18
8.	342	Tim Jordan	1963-67
9.	338	Nick Everett	2021-25
10.	332	Erich Riebe	1988-92

FREE THROWS ATTEMPTED

1.	726	Tom Dinger	1967-71
2.	631	Doug Cline	1991-95
3.	604	Bryan Nelson	1999-03
4.	559	Ian Franks	2007-11
5.	549	Tim Jordan	1963-67
6.	536	Nick Everett	2021-25
7.	490	Spencer Williams	2014-18
8.	485	Stan Aukamp	1988-92
9.	480	Danyon Hempy	2016-20
10.	463	Dan Fanella	2013-17

FREE-THROW PERCENTAGE (min. 100 made, .800)

1.	.914	(127-139)	Devin Fulk	2004-08
2.	.880	(117-133)	Mike Grenert	1968-72
3.	.854	(176-206)	Nathan Balch	2008-11
4.	.838	(218-260)	Justin Hollowell	2008-12
5.	.837	(148-178)	Dick Cornwell	1967-71
6.	.834	(252-302)	John Creasap	1968-72
7.	.829	(150-181)	Mark Stanley	1988-91
8.	.825	(498-604)	Bryan Nelson	1999-03
9.	.819	(104-127)	Rob Peterson	1986-88
10.	.817	(116-142)	Brandon Styers	2018-22
11.	.813	(169-208)	Ashton Price	2023-25
12.	.808	(202-250)	Doug Thorpe	2010-14
13.	.808	(290-359)	James Cooper	2004-08

REBOUNDING (750-REBOUND CLUB)

1.	1032	Dave Guldin	1961-65
2.	1020	Tom Gustin	1952-55
3.	1010	Ryan Gorman	1998-99
4.	961	Bryan Nelson	1999-03
5.	827	Stan Aukamp	1988-92
6.	805	Lu Wims	1957-61
7.	773	Buddy Harris	1962-66
8.	769	Doug Cline	1991-95
9.	758	Tom Port	2003-07
10.	754	Bryan Wickliffe	2007-11
11.	752	Greg Bryant	1968-72

REBOUNDING AVERAGE (min. 450 rebounds)

1.	15.7	(1020/65)	Tom Gustin	1952-55
2.	15.2	(655/43)	Gerry Smith	1954-56
3.	11.2	(752/67)	Greg Bryant	1968-72
4.	11.2	(1032/92)	Dave Guldin	1961-65
5.	10.3	(773/75)	Buddy Harris	1962-66
6.	10.2	(622/61)	Rich Thompson	1966-69
7.	10.1	(709/70)	Tim Baab	1968-71
8.	9.0	(805/89)	Lu Wims	1957-61
	9.0	(1010/112)	Ryan Gorman	1998-99
10.	8.7	(730/84)	Tim Jordan	1963-67

ASSISTS (since 1977-78)

1.	596	Jamir Billings	2021-25
2.	444	Antwyan Reynolds	1998-02
	444	Erich Riebe	1988-92
4.	406	Brandon Johnson	2005-08, 09-10
5.	401	Kyle Witucky	2002-06
6.	399	Tom Port	2003-07
7.	351	Rowell Fernandez	1993-97
8.	342	Marty Bidwell	2005-09
9.	322	Ian Franks	2007-11
10.	321	Rodney Mitchell	2000-04

BLOCKED SHOTS (since 1985-86)

1.	257	Mike Trimmer	1985-89
2.	254	Ryan Gorman	1995-99
3.	216	Stan Aukamp	1988-92
4.	122	John Ellenwood	1997-00
5.	116	Tom Port	2003-07
6.	113	Danyon Hempy	2016-20
7.	102	Tim Vandervaart	2003-07
8.	98	Alex Baptiste	2015-18
9.	96	Alex Lalonde	2012-13, 14-16
10.	91	Jake Mays	2009-13
	91	Greg Morris	1993-97

STEALS (since 1985-86)

1.	324	Jamir Billings	2021-25
2.	259	Antwyan Reynolds	1998-02
3.	210	Ryan Gorman	1995-99
4.	184	Brandon Johnson	2005-08, 09-10
5.	162	Dan Fanella	2013-17
6.	153	Matt Smith	1999-03
7.	150	Danyon Hempy	2016-20
8.	149	Bryan Nelson	1999-03
9.	141	Nate Gaubatz	1997-01
10.	140	Xavier Brown	2011-15

GAMES PLAYED

1.	126	Matt Fegan	2008-12
2.	125	Josh Claytor	2009-13
3.	123	Kyle Witucky	2002-06
4.	122	James Cooper	2004-08
	122	Devin Fulk	2004-08
6.	121	Justin Hollowell	2008-12
	121	Brandon Johnson	2005-08, 09-10
	121	Marty Bidwell	2005-09
	121	Blake Mealer	2001-05
	120	Eric Bulic	2015-19
	120	Spencer Williams	2014-18
	120	Xavier Brown	2011-15
	120	Jake Mays	2009-13
	120	Tom Port	2003-07
	120	Ryan Snyder	1999-00, 2001-04

GAMES STARTED

1.	123!	Kyle Witucky	2002-06
----	------	--------------	---------

Bold indicates current player
! indicates NCAA Div. III record

TIMKEN GYMNASIUM – HOME OF THE FIGHTING SCOTS

The College of Wooster's athletic facilities are considered some of the best for a school of its size and their proximity to the center of campus helps foster an exciting atmosphere for Fighting Scot teams, most notably the men's basketball squad.

The Armington Physical Education Center, or the P.E.C. as it is known on campus, was constructed in 1968. It houses Timken Gymnasium – the home facility for Wooster's basketball teams and the volleyball team – as well as an athletic training room, spacious locker room facilities, and a natatorium, and it is connected to the \$30 million Scot Center, which opened in 2012 and features state-of-the-art fitness and free-weight areas, and an indoor track that circles four multi-use courts.

Prior to the 2018-19 season, Timken Gym was fully renovated. The renovation featured a complete teardown and replacement of the 50-year-old bleachers and gym floor. The new court is made of high-grade northern hard maple, and the new bleachers consist of 636 chair-back seats and 676 bleacher seats with backs in the lower level and 1,302 all-polymer, ergonomically-designed traditional bleacher seating in the upper level. Other noticeable upgrades include air conditioning, new, larger scoreboards, a much-improved sound system, new basketball hoops, replacement padding around the gym, and a fresh coat of paint.

With the second-largest seating capacity of any North Coast Athletic Conference school at 2,614, Timken Gym supports one of the best small-college sporting atmospheres in the country. Each of the past 20 seasons that the NCAA has kept attendance statistics for Division III, Wooster has ranked among the top-20 schools in that category, including 2002-03 and 2013-14 when it led the nation in total attendance with 29,171 and 32,420 spectators, respectively, during 18 home dates, and it has finished No. 2 in average crowd size eight of the last 13 years at 2,036, 1,638, 2,016, 1,607, 1,801, 1,620, 1,297, and 1,480. Also, 105 times over the past 30 seasons, the Scots have had attendance figures exceed 2,000, including 38 games of more than 3,000 fans.

Not only does Timken support large home crowds that are entertained by the cheerleaders, but the Wooster fans led by the chants of the student body, some of whom wear costumes, have developed a reputation for reaching very high decibel levels. In fact, the school has gained national publicity for its raucous student body as a USA Today article once stated, "their (the Scots) fans are developing a reputation as an NCAA Div. III version of Duke's 'Cameron crazies'."

Recently-retired head coach Steve Moore concurs, "We have a special situation in small-college basketball here at Wooster. Wooster's unique in that we have outstanding support from both the student body and the Wooster community. I think it helps us in recruiting because people really want to be a part of it."



Timken Gymnasium was completely renovated prior to the 2018-19 season.

WOOSTER AT TIMKEN GYMNASIUM

SEASON	RECORD	AVG. ATTENDANCE
2024-25	12-2	806
2023-24	9-4	945
2022-23	14-3	1,097
2021-22	12-2	837
2020-21	3-2	0 (COVID-restrictions)
2019-20	12-4	1,260
2018-19	14-3	1,480
2017-18	12-2	1,298
2016-17	12-2	1,129
2015-16	12-2	1,464
2014-15	13-2	1,620
2013-14	16-2	1,801
2012-13	15-3	1,850
2011-12	15-2	1,607
2010-11	18-1	2,016
2009-10	16-2	1,539
2008-09	15-1	1,689
2007-08	14-1	1,638
2006-07	17-2	2,036
2005-06	14-2	1,698
2004-05	14-2	1,563
2003-04	15-3	1,546
2002-03	17-1	1,660
2001-02	11-4	1,232
2000-01	*12-2	1,734
1999-00	*16-0	1,293
1998-99	*17-0	1,132
1997-98	10-4	
1996-97	13-2	
1995-96	10-3	
1994-95	14-1	
1993-94	9-3	
1992-93	10-3	
1991-92	15-1	
1990-91	12-2	
1989-90	11-1	
1988-89	12-2	
1987-88	8-5	
1986-87	3-10	
1985-86	8-3	
1984-85	9-4	
1983-84	8-3	
1982-83	5-6	
1981-82	8-6	
1980-81	8-5	
1979-80	7-4	
1978-79	11-1	
1977-78	11-1	
1976-77	11-2	
1975-76	7-6	
1974-75	7-4	
1973-74	8-4	
1972-73	10-5	
1971-72	12-1	
1970-71	16-2	
1969-70	9-4	
1968-69	7-5	
57 SEASONS	656-150	

* Wooster put together a school-record 44-game home win streak from Nov. 20, 1998-Feb. 10, 2001.



"Moore's Maniacs" are considered to be among the most boisterous crowds in Division III.

TEAM STATISTICAL COMPARISON (SINCE DIV. III WAS ESTABLISHED)

WOOSTER

Year	W-L	PCT.	FG	FGA	PCT.	3FG	3FGA	PCT.	FT	FTA	PCT.	OFF	DEF	REB	AVG.	PF	FO	A	TO	BLK	STL	PTS	AVG
2024-25	21-7	.750	770	1661	.464	222	673	.330	364	512	.711	316	746	1062	37.9	474	7	400	395	96	260	2126	75.9
2023-24	18-10	.643	774	1552	.499	239	632	.378	403	562	.717	280	715	995	35.5	459	10	444	412	85	241	2190	78.2
2022-23	21-6	.778	735	1607	.457	229	675	.339	329	469	.701	316	661	977	36.2	468	5	406	369	65	235	2028	75.1
2021-22	19-9	.679	801	1732	.462	189	595	.318	355	506	.702	316	766	1082	38.6	431	10	418	411	61	243	2146	76.6
2020-21	3-4	.429	207	427	.485	61	163	.374	102	136	.750	53	158	211	30.1	108	1	98	84	17	50	577	82.4
2019-20	21-8	.724	855	1771	.483	249	673	.370	412	532	.774	297	735	1032	35.6	450	6	463	359	89	227	2371	81.8
2018-19	24-6	.800	931	1855	.502	223	602	.370	383	534	.717	320	795	1115	37.2	514	3	449	365	110	227	2468	82.3
2017-18	22-7	.759	818	1853	.441	194	605	.321	382	533	.717	369	814	1183	40.8	490	11	335	325	143	189	2212	76.3
2016-17	21-8	.724	899	1846	.487	198	585	.338	466	627	.743	345	829	1174	40.5	552	14	453	398	114	225	2462	84.9
2015-16	24-8	.750	942	2008	.469	229	653	.351	472	636	.742	375	877	1252	39.1	645	17	479	409	134	260	2585	80.8
2014-15	23-7	.767	867	1797	.482	223	598	.373	416	612	.753	336	794	1130	37.7	550	11	408	336	128	207	2418	80.6
2013-14	26-4	.867	757	1714	.442	242	647	.374	502	646	.777	320	752	1072	35.7	459	5	373	286	84	238	2258	75.3
2012-13	24-6	.800	785	1694	.463	197	547	.360	435	609	.714	357	817	1174	39.1	518	5	338	368	115	189	2202	73.4
2011-12	26-5	.839	806	1696	.475	234	588	.398	478	685	.698	329	839	1168	37.7	551	6	380	400	87	185	2324	75.0
2010-11	31-3	.912	879	1864	.472	276	705	.391	552	724	.762	374	943	1317	38.7	575	6	458	433	96	187	2586	76.1
2009-10	25-6	.806	781	1690	.462	273	747	.365	424	560	.757	322	832	1154	37.2	545	9	428	434	59	181	2259	72.9
2008-09	23-7	.767	840	1724	.487	306	701	.437	433	564	.768	307	802	1109	37.0	599	10	464	411	75	169	2419	80.6
2007-08	23-5	.821	857	1689	.507	248	559	.444	439	595	.738	326	738	1064	38.0	495	9	440	383	100	213	2401	85.8
2006-07	29-5	.853	1112	2155	.516	324	792	.409	441	588	.750	419	862	1281	37.7	635	7	605	450	104	318	2989	87.9
2005-06	26-4	.867	1073	2042	.525	313	729	.429	486	688	.706	419	817	1236	41.2	556	9	608	374	109	280	2945	98.2
2004-05	27-3	.900	877	1667	.526	237	565	.419	461	650	.709	356	835	1191	39.7	512	4	536	414	138	193	2452	81.7
2003-04	26-4	.867	833	1709	.487	224	572	.392	388	538	.721	383	834	1217	40.6	465	7	517	342	115	186	2278	75.9
2002-03	30-3	.909	899	1769	.508	245	610	.402	543	685	.793	344	873	1217	36.9	569	5	593	486	102	242	2586	78.4
2001-02	21-7	.750	824	1676	.492	195	505	.386	352	477	.738	337	719	1056	37.7	539	6	540	431	126	284	2195	78.4
2000-01	24-4	.857	847	1739	.503	216	542	.399	462	641	.721	358	757	1115	39.8	584	11	588	400	110	294	2426	86.6
1999-00	26-3	.897	853	1766	.483	212	551	.385	488	643	.759	371	802	1173	40.4	553	8	546	418	160	272	2406	83.0
1998-99	25-4	.862	804	1659	.485	173	465	.372	493	673	.733	361	806	1167	40.2	519	8	528	476	190	291	2274	78.4
1997-98	22-6	.786	775	1630	.475	168	470	.357	458	609	.752	353	788	1141	40.8	548	9	488	404	130	239	2176	77.7
1996-97	23-6	.793	756	1653	.457	134	386	.347	378	559	.676	405	709	1114	38.4	524	11	502	447	152	259	2024	69.8
1995-96	19-7	.731	653	1426	.458	142	403	.352	335	489	.685	353	674	1027	39.5	448	11	417	376	143	205	1783	68.6
1994-95	26-3	.897	727	1502	.484	170	435	.391	484	676	.716	350	712	1062	36.6	468	6	491	389	74	180	2108	72.7
1993-94	18-8	.692	720	1403	.513	132	365	.362	356	558	.638	315	652	967	37.2	428	5	479	355	62	200	1928	74.2
1992-93	21-7	.750	735	1450	.507	100	278	.358	429	618	.694	327	653	980	35.0	484	7	415	338	55	181	1999	71.4
1991-92	26-3	.897	817	1594	.513	78	185	.422	467	692	.675	330	747	1077	37.1	523	11	503	385	109	218	2179	75.1
1990-91	25-4	.862	838	1604	.522	107	263	.407	429	600	.715	294	711	1005	34.7	496	18	497	343	103	217	2212	76.3
1989-90	18-9	.666	720	1432	.503	100	229	.437	413	559	.739	254	687	941	34.9	473	15	459	393	82	131	1953	72.3
1988-89	21-7	.750	745	1490	.500	104	271	.384	381	559	.682	316	716	1032	36.9	480	11	423	410	177	165	1975	70.5
1987-88	14-11	.560	618	1278	.484	112	294	.381	346	477	.725	236	534	857	34.3	451	13	350	402	136	128	1694	67.8
1986-87	8-18	.308	668	1546	.432	79	216	.366	352	487	.723	322	531	985	37.9	511	16	266	449	84	193	1767	68.0
1985-86	11-15	.423	726	1581	.459	--	--	--	319	480	.665	--	--	1056	40.6	502	20	351	389	87	163	1771	68.1
1984-85	14-11	.560	698	1564	.446	--	--	--	295	423	.697	--	--	1003	40.1	506	13	321	386	69	174	1689	67.6
1983-84	10-16	.384	661	1488	.444	--	--	--	310	504	.615	--	--	950	36.5	495	16	334	419	--	--	1632	62.8
1982-83	13-13	.500	601	1244	.483	--	--	--	297	440	.675	--	--	863	33.2	433	5	367	387	--	--	1499	57.7
1981-82	13-12	.520	579	1229	.471	--	--	--	246	371	.663	--	--	832	33.3	388	4	312	388	--	--	1404	56.2
1980-81	10-14	.417	656	1416	.463	--	--	--	279	415	.672	--	--	885	36.9	412	12	393	385	--	--	1591	66.3
1979-80	10-14	.417	704	1458	.483	--	--	--	284	440	.645	--	--	835	34.8	421	10	440	399	--	--	1692	70.5
1978-79	22-6	.786	947	1927	.491	--	--	--	412	559	.737	--	--	1106	39.5	576	11	599	--	--	--	2306	82.4
1977-78	21-6	.778	842	1755	.480	--	--	--	481	675	.712	--	--	1173	43.4	586	24	491	--	--	--	2165	80.2
1976-77	20-7	.741	825	1723	.479	--	--	--	416	600	.693	--	--	1174	43.5	557	21	--	--	--	--	2066	76.5
1975-76	14-12	.538	763	1601	.476	--	--	--	378	552	.685	--	--	1050	40.4	543	20	--	--	--	--	1904	73.2
1974-75	10-13	.435	603	1277	.472	--	--	--	228	343	.665	--	--	874	38.0	446	17	--	--	--	--	1434	62.3
1973-74	13-10	.565	611	1282	.477	--	--	--	310	456	.680	--	--	905	39.3	443	17	--	--	--	--	1532	66.6

Bolds (High)/Italics (Low) indicate single-season school records

School season records set prior to 1973-74: Highs – Free Throws Made (571; 1969-70), Free Throws Attempted (767; 1970-71); Free Throw Percentage (.800; 1969-70); Rebounds (1,318; 1963-64); Rebounding Average (60.6; 1959-60).

note: 2020-21 COVID-shortened season not factored into highs and lows

TEAM STATISTICAL COMPARISON (SINCE DIV. III WAS ESTABLISHED)

OPPONENTS

Year	FG	FGA	PCT.	3FG	3FGA	PCT.	FT	FTA	PCT.	OFF	DEF	REB	AVG.	PF	FO	A	TO	BLK	STL	PTS	AVG
2024-25	651	1599	.407	201	671	.300	390	537	.726	256	624	880	31.4	496	11	310	402	78	215	1893	67.6
2023-24	694	1610	.431	238	673	.354	340	465	.731	236	568	804	28.7	523	13	321	372	60	203	1966	70.2
2022-23	639	1454	.439	203	599	.339	347	460	.754	190	595	785	29.1	490	14	297	408	81	201	1828	67.6
2021-22	719	1683	.427	226	722	.313	300	392	.765	222	666	888	31.7	486	7	358	405	91	213	1964	70.1
2020-21	228	436	.523	65	179	.363	80	105	.762	58	183	241	34.4	129	4	112	96	16	49	601	85.9
2019-20	784	1736	.452	251	708	.355	324	429	.755	242	669	911	31.4	489	8	360	384	69	206	2143	73.9
2018-19	764	1796	.425	193	596	.324	393	517	.760	272	669	941	31.4	499	7	293	393	67	198	2114	70.5
2017-18	736	1740	.423	228	624	.365	364	519	.701	253	733	986	34.0	479	4	304	349	97	165	2064	71.2
2016-17	718	1846	.412	218	658	.331	419	628	.667	296	678	974	33.6	541	7	320	423	82	198	2073	71.5
2015-16	759	1840	.413	234	730	.321	495	709	.698	327	776	1103	34.5	628	12	370	490	107	207	2247	70.2
2014-15	713	1772	.402	180	597	.302	452	626	.722	362	685	1047	34.9	550	11	336	380	106	171	2058	68.6
2013-14	664	1620	.410	196	598	.328	352	530	.664	303	717	1020	34.0	544	6	303	430	95	147	1876	62.5
2012-13	653	1692	.386	166	546	.304	382	547	.698	313	638	951	31.7	524	9	281	375	85	185	1854	61.8
2011-12	687	1757	.391	176	616	.286	404	609	.663	332	659	991	32.0	616	13	289	383	94	215	1954	63.0
2010-11	770	1995	.386	227	724	.314	403	595	.677	359	697	1056	31.1	669	17	351	381	81	228	2170	63.8
2009-10	692	1724	.401	200	620	.323	419	612	.685	303	653	956	30.8	530	12	309	358	62	249	2003	64.6
2008-09	704	1704	.413	202	608	.332	453	660	.686	300	656	956	31.9	539	13	328	390	71	223	2063	68.8
2007-08	716	1636	.438	199	599	.332	354	499	.709	259	592	851	30.4	525	6	335	418	75	191	1985	70.9
2006-07	845	1954	.432	259	749	.346	467	653	.715	352	702	1054	31.0	582	9	436	565	71	226	2416	71.1
2005-06	848	1912	.444	203	607	.334	400	594	.673	356	667	1023	34.1	585	12	390	479	90	188	2299	76.6
2004-05	661	1746	.379	204	665	.307	399	556	.718	326	547	873	29.1	562	13	315	363	64	210	1925	64.2
2003-04	632	1631	.387	176	588	.299	335	488	.686	259	571	830	27.7	467	7	303	320	63	192	1775	59.2
2002-03	720	1783	.404	166	544	.305	446	632	.706	304	609	913	27.7	634	17	331	465	79	252	2052	62.2
2001-02	608	1524	.399	184	518	.355	451	611	.738	284	586	870	31.1	474	6	309	458	54	207	1851	66.1
2000-01	675	1627	.415	168	473	.355	459	665	.690	322	591	913	32.6	553	7	339	468	70	193	1977	70.6
1999-00	659	1685	.391	191	547	.349	464	657	.706	349	634	983	33.9	578	13	330	462	66	212	1973	68.0
1998-99	628	1660	.378	145	448	.324	432	622	.695	335	596	931	32.1	583	16	301	490	66	262	1833	63.2
1997-98	596	1559	.382	122	420	.290	442	633	.698	293	593	866	31.6	552	11	324	437	65	231	1756	62.7
1996-97	601	1503	.400	118	363	.325	416	619	.672	308	583	891	30.7	556	15	331	486	89	239	1736	59.9
1995-96	547	1406	.385	101	351	.288	354	499	.709	273	520	793	30.5	474	12	248	363	58	233	1537	59.1
1994-95	630	1550	.406	143	441	.324	345	495	.697	280	547	827	28.5	605	25	307	344	53	203	1748	60.3
1993-94	563	1374	.410	128	390	.328	292	435	.671	250	479	729	28.0	496	16	292	388	54	162	1546	59.5
1992-93	588	1387	.424	119	349	.341	348	499	.697	236	507	743	26.5	521	14	251	377	55	164	1643	58.7
1991-92	601	1536	.391	89	305	.292	374	554	.675	286	588	874	30.1	582	18	388	445	74	204	1665	57.4
1990-91	669	1590	.421	122	356	.343	364	530	.687	300	572	872	30.1	544	8	298	401	49	184	1824	62.9
1989-90	635	1525	.416	114	314	.363	381	539	.707	292	560	852	31.6	547	18	326	358	44	205	1765	65.4
1988-89	595	1563	.381	82	245	.335	338	505	.630	327	568	895	32.0	536	23	252	399	36	195	1600	57.1
1987-88	607	1431	.424	105	270	.389	355	491	.723	259	433	782	31.3	493	17	287	324	31	183	1674	67.0
1986-87	705	1520	.464	80	217	.369	392	568	.690	330	538	1019	39.2	437	14	299	428	47	215	1882	72.4
1985-86	708	1550	.457	--	--	--	359	553	.649	--	--	996	38.3	464	18	329	352	62	207	1775	68.3
1984-85	616	1397	.441	--	--	--	369	546	.676	--	--	949	38.0	445	6	288	420	46	150	1601	64.0
1983-84	679	1373	.495	--	--	--	386	556	.694	--	--	935	36.0	472	13	400	409	--	--	1744	67.1
1982-83	637	1330	.479	--	--	--	259	371	.698	--	--	728	28.0	455	14	310	267	--	--	1529	58.8
1981-82	609	1321	.461	--	--	--	228	342	.666	--	--	769	30.8	412	6	293	308	--	--	1446	57.8
1980-81	674	1390	.485	--	--	--	230	346	.665	--	--	843	35.1	451	8	320	360	--	--	1578	65.8
1979-80	705	1404	.502	--	--	--	311	430	.723	--	--	786	32.8	451	15	327	379	--	--	1721	71.7
1978-79	778	1663	.468	--	--	--	353	510	.692	--	--	1063	38.0	554	16	345	--	--	--	1909	68.2
1977-78	764	1733	.441	--	--	--	379	540	.702	--	--	1064	39.4	621	33	313	--	--	--	1907	70.6
1976-77	786	1853	.424	--	--	--	310	467	.664	--	--	1132	41.9	575	23	--	--	--	--	1882	69.7
1975-76	768	1672	.459	--	--	--	347	496	.700	--	--	1015	39.0	521	21	--	--	--	--	1883	72.4
1974-75	584	1290	.453	--	--	--	295	421	.701	--	--	747	32.5	353	11	--	--	--	--	1463	63.6
1973-74	592	1323	.447	--	--	--	249	368	.677	--	--	762	33.1	448	17	--	--	--	--	1433	62.3

Bolds (High)/Italics (Low) indicate single-season school records

note: 2020-21 COVID-shortened season not factored into highs and lows

SEASON-BY-SEASON LEADERS

...IN POINTS

YEAR	PLAYER	AVG
2024-25	Ashton Price	18.2
2023-24	Ashton Price	15.7
2022-23	Najee Hardaway	12.3
2021-22	Brandon Styers	15.6
2020-21	Taylor McNeal	16.7
2019-20	Danyon Hempy	23.8
2018-19	Danyon Hempy	20.6
2017-18	Spencer Williams	16.3
2016-17	Dan Fanelly	19.4
2015-16	Dan Fanelly	15.1
2014-15	Evan Pannell	15.6
2013-14	Xavier Brown	14.7
2012-13	Doug Thorpe	13.9
2011-12	Justin Hallowell	13.9
2010-11	Ian Franks	18.3
2009-10	Ian Franks	17.9
2008-09	Ian Franks	15.5
2007-08	James Cooper	19.5
2006-07	James Cooper	18.0
2005-06	James Cooper	19.2
2004-05	Tom Port	13.5
2003-04	Tom Port	14.4
2002-03	Bryan Nelson	20.8
2001-02	Bryan Nelson	18.0
2000-01	Bryan Nelson	17.5
1999-00	John Ellenwood	13.5
1998-99	John Ellenwood	13.8
1997-98	John Ellenwood	13.3
1996-97	Ryan Gorman	13.3
1995-96	Philip Yontz	12.9
1994-95	Scott Meech	14.1
1993-94	Scott Meech	15.8
1992-93	Doug Cline	15.2
1991-92	Erich Reibe	15.1
1990-91	Stan Aukamp	16.3
1989-90	Erich Reibe	15.4
1988-89	Mike Trimmer	16.1
1987-88	Mike Trimmer	14.7
1986-87	Mike O'Brien	14.0
1985-86	Mike O'Brien	15.0
1984-85	Mike Sheridan	15.1
1983-84	Jesse Smith	14.8
1982-83	Jesse Smith	13.3
1981-82	Chris Thomas	13.1
1980-81	Gib Tecca	18.6
1979-80	Jim Burns	19.0
1978-79	Sam Dixon	14.4
1977-78	Wayne Allison	16.2
1976-77	Wayne Allison	15.1
1975-76	Preston Burroughs	14.2
1974-75	Chad Saladin	16.5
1973-74	Gene Schindewolf	11.3
1972-73	Tim Shetzer	12.0
1971-72	John Creasap	14.6
1970-71	Tom Dinger	24.2
1969-70	Tom Dinger	30.7
1968-69	Tom Dinger	24.5
1967-68	Tom Dinger	18.6
1966-67	Tim Jordan	17.3
1965-66	Bill Gribble	14.4
1964-65	Bill Gribble	15.2
1963-64	Bill Gribble	17.1
1962-63	Dave Guldin	13.2
1961-62	Reggie Minton	11.8
1960-61	Rich Thomas	18.5
1959-60	Dan Thomas	16.5
1958-59	Dan Thomas	16.6
1957-58	Dan Thomas	18.7
1956-57	Dan Thomas	19.9
1955-56	Don Dixon	13.3
1954-55	Gerry Smith	15.1
1953-54	Bob Voelkel	22.2
1952-53	Keith Shearer	17.4
1951-52	Jack Holt	16.5
1950-51	Harry Weckesser	18.3
1949-50	Earl Shaw	19.2
1948-49	Earl Shaw	17.0
1947-48	Earl Shaw	19.1
1946-47	Earl Shaw	15.2

...IN REBOUNDS

YEAR	PLAYER	AVG
2024-25	Jaiden Cox-Holloway	6.6
2023-24	Jaiden Cox-Holloway	6.0
2022-23	Jamir Billings/Turner Kurt	5.2
2021-22	Turner Kurt	7.3
2020-21	Brandon Styers	6.3
2019-20	Dontae Williams	7.9
2018-19	Eric Bulic	7.6
2017-18	Alex Baptiste	7.6
2016-17	Eric Bulic	6.4
2015-16	Dan Fanelly	5.7
2014-15	Dan Fanelly	8.3
2013-14	Kenny DeBoer	5.1
2012-13	Jake Mays	7.1
2011-12	Justin Hallowell	6.8
2010-11	Ian Franks	6.4
2009-10	Bryan Wickliffe	7.2
2008-09	Bryan Wickliffe	6.2
2007-08	Evan Will	6.6
2006-07	Tim Vandervaart	7.9
2005-06	Tim Vandervaart	8.7
2004-05	Tim Vandervaart	6.7
2003-04	Tom Port	6.4
2002-03	Bryan Nelson	8.6
2001-02	Bryan Nelson	7.2
2000-01	Bryan Nelson	9.3
1999-00	Bryan Nelson	8.8
1998-99	Ryan Gorman	9.2
1997-98	Ryan Gorman	10.1
1996-97	Greg Morris	10.6
1995-96	Ryan Gorman	8.4
1994-95	Doug Cline	8.2
1993-94	Scott Meech	6.8
1992-93	Doug Cline	7.5
1991-92	Doug Meinen	6.6
1990-91	Stan Aukamp	8.9
1989-90	Stan Aukamp	9.4
1988-89	Mike Trimmer	7.7
1987-88	Mike Trimmer	7.6
1986-87	Mike O'Brien	8.2
1985-86	Mike O'Brien	8.8
1984-85	Scott McCormick	6.4
1983-84	Jesse Smith	7.9
1982-83	Chris Thomas	6.3
1981-82	Chris Thomas	6.8
1980-81	Chris Thomas	7.5
1979-80	Gib Tecca	6.8
1978-79	Gib Tecca	6.3
1977-78	Wayne Allison	8.6
1976-77	Wayne Allison	7.7
1975-76	Preston Burroughs	6.7
1974-75	Gene Schindewolf	6.0
1973-74	Gene Schindewolf	7.4
1972-73	Chuck Cooper	6.9
1971-72	Greg Bryant	11.7
1970-71	Greg Bryant	11.2
1969-70	Tim Baab	13.4
1968-69	Tim Baab	7.6
1967-68	Rich Thompson	12.5
1966-67	Tim Jordan	10.7
1965-66	Buddy Harris	11.9
1964-65	Buddy Harris	12.3
1963-64	Dave Guldin	12.1
1962-63	Dave Guldin	11.8
1961-62	Dave Guldin	10.0
1960-61	Dave Bourns	10.3
1959-60	Lu Wims	13.4
1958-59	Dave Bourns	11.6
1957-58	Dave Bourns	7.5
1956-57	Dan Thomas	9.2
1955-56	Gerry Smith	14.9
1954-55	Tom Gustin	18.1
1953-54	Tom Gustin	15.2
1952-53	Tom Gustine	13.7
1951-52	Tom McCutcheon	8.8

...IN ASSISTS

YEAR	PLAYER	AVG
2024-25	Jamir Billings	5.4
2023-24	Jamir Billings	5.9
2022-23	Jamir Billings	5.2
2021-22	Jamir Billings	5.9
2020-21	Najee Hardaway	3.4
2019-20	Danyon Hempy	3.2
2018-19	Danyon Hempy	3.0
2017-18	Spencer Williams	2.9
2016-17	Dan Fanelly	3.2
2015-16	Mitch Balsler	3.1
2014-15	Spencer Williams	2.7
2013-14	Kenny DeBoer	3.0
2012-13	Doug Thorpe	2.5
2011-12	Matt Fegan	2.7
2010-11	Ian Franks	3.4
2009-10	Brandon Johnson	3.5
2008-09	Marty Bidwell	3.6
2007-08	Brandon Johnson	3.8
2006-07	Brandon Johnson	3.7
2005-06	Kyle Witucky	3.7
2004-05	Kyle Witucky	3.7
2003-04	Tom Port	3.7
2002-03	Rodney Mitchell	3.3
2001-02	Antwyan Reynolds	5.1
2000-01	Antwyan Reynolds	4.7
1999-00	Antwyan Reynolds	4.1
1998-99	Ryan Gorman	3.1
1997-98	Ryan Gorman	3.2
1996-97	Rowell Fernandez	5.2
1995-96	Rowell Fernandez	3.8
1994-95	Craig Bradley	3.6
1993-94	Craig Bradley	3.5
1992-93	Mike Morgan	2.8
1991-92	Doug Meinen	3.8
1990-91	Erich Reibe	4.4
1989-90	Erich Reibe	4.5
1988-89	Matt Heistand	3.7
1987-88	Rob Peterson	3.7
1986-87	Gary Meszaros	2.2
1985-86	Terry Pensyl	3.7
1984-85	Alan Wentz	3.7
1983-84	Jesse Smith	3.3
1982-83	Alan Wentz	3.2
1981-82	Ron Beal	3.4
1980-81	Doug Fries	4.5
1979-80	Doug Fries	5.5
1978-79	Sam Dixon	5.9
1977-78	Sam Dixon	4.3


SEASON-BY-SEASON LEADERS

...IN BLOCKS

YEAR	PLAYER	TOTAL
2024-25	Jaiden Cox-Holloway	29
2023-24	Jaiden Cox-Holloway	23
2022-23	Turner Kurt	20
2021-22	Turner Kurt	28
2020-21	Eric Mudd/Taylor McNeal	6
2019-20	Dontae Williams	35
2018-19	Danyon Hempy	32
2017-18	Alex Baptiste	47
2016-17	Alex Baptiste	31
2015-16	Alex LaLonde	34
2014-15	Alex LaLonde	46
2013-14	Josh Kipfer	25
2012-13	Jake Mays	44
2011-12	Jake Mays	25
2010-11	Justin Hallowell	23
2009-10	Justin Hallowell	18
2008-09	Bryan Wickliffe	14
2007-08	Evan Will	27
2006-07	Tom Port	31
2005-06	Tim Vandervaart	40
2004-05	Tom Port, Tim Vandervaart	30
2003-04	Tom Port	29
2002-03	Matt Schlingman	23
2001-02	Blake Mealer	26
2000-01	Steve Thompson	28
1999-00	John Ellenwood	49
1998-99	Ryan Gorman	81
1997-98	Ryan Gorman	66
1996-97	Ryan Gorman	61
1995-96	Philip Yontz	48
1994-95	Jason Zerger	22
1993-94	Doug Meinen	18
1992-93	Doug Cline	17
1991-92	Stan Aukamp	61
1990-91	Stan Aukamp	60
1989-90	Stan Aukamp	53
1988-89	Mike Trimmer	93
1987-88	Mike Trimmer	100
1986-87	Mike Trimmer	41
1985-86	Mike O'Brien	34
1984-85	Mike O'Brien	23

...IN STEALS

YEAR	PLAYER	TOTAL
2024-25	Jamir Billings	87
2023-24	Jamir Billings	84
2022-23	Jamir Billings	69
2021-22	Jamir Billings	84
2020-21	Three Players	8
2019-20	Danyon Hempy	45
2018-19	Danyon Hempy	39
2017-18	Danyon Hempy	48
2016-17	Dan Fanelly	42
2015-16	Dan Fanelly	46
2014-15	Dan Fanelly	38
2013-14	Xavier Brown	40
2012-13	Xavier Brown	36
2011-12	Josh Claytor	33
2010-11	Nathan Balch	32
2009-10	Brandon Johnson	38
2008-09	Marty Bidwell	35
2007-08	Marty Bidwell	51
2006-07	Brandon Johnson	63
2005-06	Tim Vandervaart	53
2004-05	Tim Vandervaart	39
2003-04	Rodney Mitchell	41
2002-03	Matt Smith	43
2001-02	Antwyan Reynolds	66
2000-01	Antwyan Reynolds	75
1999-00	Antwyan Reynolds	63
1998-99	Antwyan Reynolds	55
1997-98	Ryan Gorman	66
1996-97	Ryan Gorman	60
1995-96	Rowell Fernandez	45
1994-95	Scott Meech	38
1993-94	Mike Morgan	34
1992-93	Brian Buchanan	30
1991-92	Doug Meinen	39
1990-91	Stan Aukamp	42
1989-90	Tim Southerland	31
1988-89	Erich Riebe	33
1987-88	Chuck Rich	34
1986-87	Gary Meszaros	46
1985-86	Charles Glenn	27
1984-85	Alan Wentz	44



Two Fighting Scot legends are pictured here, as Bryan Nelson receives the 2002-03 NCAA Div. III Player-of-the-Year award from Wooster alum Reggie Minton, the 2022 Naismith Memorial Basketball Hall of Fame John W. Bunn Lifetime Achievement Award recipient. Minton was a top executive in the National Association of Basketball Coaches for nearly two decades.



James Cooper earned All-America honors in three different seasons, including first-team laurels as a senior from D3hoops.com. He's one of three 2,000-point scorers in program history.

ALL-TIME HONORS

NABC ALL-AMERICA TEAM (1960-)

Name	Season (Honor)
Wayne Allison	1977-78 (3rd)
Stan Aukamp	1991-92 (2nd)
James Cooper	2005-06 (3rd), 2007-08 (2nd)
Tom Dinger	1970-71 (3rd)
Sam Dixon	1978-79 (3rd)
John Ellenwood	1999-00 (2nd)
Ian Franks	2009-10 (1st), 2010-11 (3rd)
Ryan Gorman	1997-98 (2nd)
Bill Gribble	1965-66 (HM)
Danyon Hempy	2019-20 (1st)
Bryan Nelson	2002-03 (1st)
Tom Port	2006-07 (1st)
Rich Thomas	1960-61 (HM)
Doug Thorpe	2013-14 (1st)

DIV. III NATIONAL PLAYER OF THE YEAR

Bryan Nelson	2002-03
--------------	---------

NABC ALL-DISTRICT TEAM (1960-)

Name	Season (Honor)
Stan Aukamp	1990-91 (1st), 1991-92 (1st)
Jamir Billings	2022-23 (2nd), 2024-25 (2nd)
Xavier Brown	2012-13 (2nd), 2013-14 (1st)
Jim Burns	1979-80 (2nd)
James Cooper	2005-06 (1st), 2006-07 (2nd), 2007-08 (1st)
Tom Dinger	1968-69 (1st), 1969-70 (1st), 1970-71 (1st)
John Ellenwood	1999-00 (1st)
Nick Everett	2023-24 (1st)
Ian Franks	2009-10 (1st), 2010-11 (1st)
Ryan Gorman	1996-97 (1st), 1997-98 (1st), 1998-99 (1st)
Justin Hollowell	2011-12 (2nd)
Danyon Hempy	2018-19 (1st), 2019-20 (1st)
Scott Meech	1994-95 (2nd)
Rodney Mitchell	2003-04 (2nd)
Bryan Nelson	2000-01 (2nd), 2001-02 (1st), 2002-03 (1st)
Evan Pannell	2014-15 (2nd)
Tom Port	2005-06 (2nd), 2006-07 (1st)
Antwyan Reynolds	2000-01 (1st)
Erich Riebe	1991-92 (2nd)
Doug Thorpe	2012-13 (2nd), 2013-14 (1st)
Bryan Wickliffe	2009-10 (2nd)

DISTRICT PLAYER OF THE YEAR

Ian Franks	2009-10
Danyon Hempy	2019-20
Bryan Nelson	2002-03
Tom Port	2006-07
Doug Thorpe	2013-14

DISTRICT COACH OF THE YEAR

Steve Moore	1990-91, 1999-00, 2002-03, 2006-07, 2009-10
-------------	---

D3HOOPS.COM ALL-AMERICA TEAM (1997-)

Name	Season (Honor)
Xavier Brown	2013-14 (3rd)
James Cooper	2005-06 (HM), 2006-07 (2nd), 2007-08 (1st)
Ian Franks	2009-10 (4th), 2010-11 (1st)
Justin Hollowell	2011-12 (3rd)
Bryan Nelson	2002-03 (4th)
Tom Port	2005-06 (4th), 2006-07 (2nd)

ROOKIE OF THE YEAR (2007-)

Justin Hollowell	2008-09
------------------	---------

D3HOOPS.COM ALL-REGION TEAM (2001-)

Name	Season (Honor)
Jamir Billings	2024-25 (3rd)
Xavier Brown	2012-13 (2nd), 2013-14 (1st), 2014-15 (2nd)
James Cooper	2005-06 (1st), 2006-07 (1st), 2007-08 (1st)
Reece Dupler	2018-19 (3rd)
Nick Everett	2023-24 (2nd)
Dan Fanelly	2016-17 (3rd)
Ian Franks	2008-09 (3rd), 2009-10 (1st), 2010-11 (1st)
Justin Hollowell	2011-12 (1st)
Danyon Hempy	2018-19 (3rd), 2019-20 (1st)
Rodney Mitchell	2003-04 (1st)
Bryan Nelson	2001-02 (2nd), 2002-03 (1st)
Tom Port	2004-05 (2nd), 2005-06 (1st), 2006-07 (1st)
Doug Thorpe	2012-13 (2nd), 2013-14 (1st)
Brandon Styers	2020-21 (1st)
Tim Vandervaart	2006-07 (3rd)
Bryan Wickliffe	2009-10 (3rd)
Spencer Williams	2015-16 (2nd), 2017-18 (1st)
Kyle Witucky	2004-05 (1st), 2005-06 (2nd)

REGION PLAYER OF THE YEAR (2005-)

James Cooper	2007-08
Ian Franks	2009-10, 2010-11
Tom Port	2006-07

REGION ROOKIE OF THE YEAR (2007-)

Jamir Billings	2021-22
Xavier Brown	2011-12
Justin Hollowell	2008-09

REGION COACH OF THE YEAR (2005-)

Steve Moore	2006-07
-------------	---------

NCAA POSTGRADUATE SCHOLARSHIP RECIPIENTS (1964-)

Name	Season
Scott Meech	1994-95
Matt Schlingman	2004-05
Kyle Witucky	2005-06

CSC ACADEMIC ALL-AMERICA (1952-)

Name	Season (Honor)
Matt Schlingman	2004 (2nd)
Matt Schlingman	2005 (1st)

CSC ACADEMIC ALL-DISTRICT (AVAILABLE SINCE 2002)

Name	Season (Honor)
JJ Cline	2023, 2024, 2025
Tom Port	2007 (2nd)
Ashton Price	2024
Matt Schlingman	2003 (3rd)
Matt Schlingman	2004 (1st)
Matt Schlingman	2005 (1st)
Kyle Witucky	2006 (1st)

KEY TO ALL-TIME HONORS

1st indicates first-team honoree
 2nd indicates second-team honoree
 3rd indicates third-team honoree
 HM indicates honorable mention selection
Bold indicates current player

ALL-TIME HONORS

ALL-NCAC TEAM [1984-]

Name	Season (Honor)
Stan Aukamp	1989-90 (1st), 1990-91 (1st), 1991-92 (1st)
Nathan Balch	2008-09 (HM), 2009-10 (2nd), 2010-11 (1st)
Marty Bidwell	2007-08 (HM), 2008-09 (1st)
Jamir Billings	2021-22 (HM), 2022-23 (1st), 2023-24 (2nd)
Craig Bradley	1994-95 (HM)
Xavier Brown	2011-12 (1st), 2012-13 (1st), 2013-14 (1st), 2014-15 (1st)
Brian Buchanan	1991-92 (HM), 1992-93 (1st)
Eric Bulic	2018-19 (2nd)
Josh Claytor	2012-13 (HM)
Doug Cline	1992-93 (2nd), 1993-94 (2nd), 1994-95 (1st)
James Cooper	2005-06 (1st), 2006-07 (1st), 2007-08 (1st)
Kenny DeBoer	2012-13 (HM), 2013-14 (2nd)
Reece Dupler	2016-17 (HM), 2017-18 (2nd), 2018-19 (1st)
John Ellenwood	1997-98 (1st), 1998-99 (1st), 1999-00 (1st)
Nick Everett	2022-23 (3rd), 2023-24 (1st), 2024-25 (3rd)
Dan Fanelly	2014-15 (1st), 2015-16 (HM), 2016-17 (2nd)
Rowell Fernandez	1996-97 (2nd)
Ian Franks	2008-09 (1st), 2009-10 (1st), 2010-11 (1st)
Devin Fulk	2007-08 (2nd)
Chris Gardner	1997-98 (2nd), 1998-99 (HM)
Nate Gaubatz	2000-01 (2nd)
Ryan Gorman	1995-96 (HM), 1996-97 (1st), 1997-98 (1st), 1998-99 (1st)
Justin Hallowell	2008-09 (2nd), 2010-11 (2nd), 2011-12 (1st)
Najee Hardaway	2022-23 (2nd)
Danyon Hempy	2017-18 (2nd), 2018-19 (1st), 2019-20 (1st)
Matt Hiestand	1987-88 (2nd), 1988-89 (2nd), 1989-90 (2nd)
Rick Hochstetler	1996-97 (HM)
Brandon Johnson	2006-07 (2nd), 2007-08 (1st), 2009-10 (HM)
Turner Kurt	2021-22 (2nd), 2022-23 (2nd)
Alex LaLonde	2015-16 (2nd)
Scott Meech	1991-92 (HM), 1992-93 (HM), 1993-94 (1st)
Doug Meinen	1991-92 (2nd)
Rodney Mitchell	2003-04 (1st)
Greg Morris	1996-97 (1st)
Bryan Nelson	1999-00 (2nd), 2000-01 (1st), 2001-02 (1st), 2002-03 (1st)
Mike O'Brien	1985-86 (HM), 1986-87 (HM)
Evan Pannell	2014-15 (1st)
Tom Port	2003-04 (2nd), 2004-05 (1st), 2005-06 (1st), 2006-07 (1st)
Ashton Price	2023-24 (1st), 2024-25 (3rd)
Ed Ratleff	1985-86 (HM)
Antwyan Reynolds	1999-00 (2nd), 2000-01 (1st), 2001-02 (2nd)
Erich Riebe	1988-89 (2nd), 1989-90 (1st), 1990-91 (1st), 1991-92 (1st)
Matt Schlingman	2003-04 (HM), 2004-05 (2nd)
Keonn Scott	2019-20 (HM)
Mike Sheridan	1984-85 (2nd)
Matt Smith	2001-02 (HM), 2002-03 (2nd)
Tim Southerland	1990-91 (2nd)
Mark Stanley	1990-91 (HM)
Brandon Styers	2021-22 (1st)
Steve Thompson	1999-00 (HM), 2000-01 (HM)
Doug Thorpe	2012-13 (1st), 2013-14 (1st)
Mike Trimmer	1987-88 (1st), 1988-89 (1st)
Tim Vandervaart	2004-05 (HM), 2005-06 (2nd), 2006-07 (2nd)
Bryan Wickliffe	2009-10 (1st), 2010-11 (2nd)
Evan Will	2007-08 (2nd)
Dontae Williams	2019-20 (2nd)
Spencer Williams	2015-16 (1st), 2016-17 (2nd), 2017-18 (1st)
Kyle Witucky	2003-04 (HM), 2004-05 (1st), 2005-06 (2nd)
Philip Yontz	1995-96 (1st)
Jason Zerger	1994-95 (2nd)

NCAC PLAYER OF THE YEAR

Brian Buchanan	1992-93
James Cooper	2005-06, 2007-08
Nick Everett	2023-24
Ian Franks	2009-10, 2010-11
Ryan Gorman	1998-99
Danyon Hempy	2019-20
Bryan Nelson	2002-03
Tom Port	2006-07
Doug Thorpe	2013-14

NCAC TOP DEFENSIVE PLAYER [2017-]

Jamir Billings	2021-22, 2023-24
----------------	------------------

NCAC NEWCOMER OF THE YEAR [1995-]

Jamir Billings	2021-22
Xavier Brown	2011-12
Justin Hallowell	2008-09
Brandon Johnson	2005-06
Bryan Nelson	1999-00
Philip Yontz	1995-96

NCAC COACH OF THE YEAR

Steve Moore	1990-91, 1991-92, 1997-98, 1998-99, 1999-00, 2002-03, 2006-07, 2013-14, 2018-19
Wooster Coaching Staff	2022-23

The NCAC designated the Coach of the Year award to go to the entire staff starting with the 2022-23 academic year.

NCAC ALL-DECADE TEAM [1984-93]

Name	Years
Stan Aukamp	1988-92
Erich Riebe	1988-92

NCAC ALL-DECADE TEAM [1993-04]

Name	Years
John Ellenwood	1997-00
Ryan Gorman	1996-99
Bryan Nelson	2000-03

NCAC ALL-DECADE TEAM [2004-13]

Name	Years
James Cooper	2005-08
Ian Franks	2008-11
Tom Port	2004-07

NCAC ALL-DECADE TEAM [2013-23]

Name	Years
Jamir Billings	2021-23
Danyon Hempy	2016-20
Doug Thorpe	2013-14

ALL-OAC TEAM [1959-84]

Name	Season (Honor)
Wayne Allison	1976-77 (1st), 1977-78 (1st)
Dick Altman	1978-79 (HM)
Fred Balsler	1977-78 (2nd), 1978-79 (1st)
Greg Bryant	1971-72 (HM)
Jim Burns	1979-80 (HM)
Preston Burroughs	1975-76 (HM), 1976-77 (2nd)
Chuck Cooper	1972-73 (HM)
Sam Dixon	1976-77 (HM), 1977-78 (2nd), 1978-79 (1st)
Tom Dinger	1967-68 (HM), 1968-69 (1st), 1969-70 (1st), 1970-71 (1st)
Bill Gribble	1963-64 (1st), 1964-65 (2nd), 1965-66 (HM)
Dave Guldin	1963-64 (HM)
Buddy Harris	1965-66 (HM)
Tim Jordan	1965-66 (1st), 1966-67 (2nd)
Kevin Kostohryz	1977-78 (HM)
Gene Schindewolf	1973-74 (HM)
Mike Stoll	1973-74 (HM)
Gib Tecca	1979-80 (HM)
Rich Thompson	1967-68 (2nd)

OAC PLAYER OF THE YEAR [1957-84]

Wayne Allison	1977-78
Tom Dinger	1970-71

NCAA DIV. III TOURNAMENT HISTORY

SUMMARY

Appearances	29
"Final Fours" 2003, 2007, 2011	3
Overall Record	36-30*
Home	23-10
Away	2-12
Neutral	11-8
First Round (33+ Teams)	15-5*
Second Round (17-32 Teams)	11-13
Sectional Semifinal (16 Teams)	5-6
Sectional Final (8 Teams)	3-2
National Semifinals	1-2
National Championship	0-1
National 3rd-Place Game	1-1
1974-79	1-1
1980-89	0-0
1990-99	3-8
2000-09	14-10
2010-pres.	18-11
vs. Albion	0-1
vs. Amherst	0-1
vs. Baldwin Wallace	1-0
vs. Baruch	1-0
vs. Benedictine (Ill.)	1-0
vs. Cabrini	1-1
vs. Calvin	0-2
vs. Capital	1-1
vs. Carthage	0-1
vs. Centre	1-0
vs. Christopher Newport	0-1
vs. DePauw	1-0
vs. Dickinson	1-1
vs. Endicott	1-0
vs. Gettysburg	1-0
vs. Grove City	1-1
vs. Guilford	0-1
vs. Hampden-Sydney	1-1
vs. Heidelberg	1-0
vs. Hope	0-1
vs. Illinois Wesleyan	2-1
vs. John Carroll	2-4
vs. Kenyon	0-1
vs. Knoxville	0-1
vs. Lancaster Bible	1-0
vs. Manchester	1-0
vs. Marietta	0-1
vs. Maryville (Tenn.)	1-0
vs. Misericordia	1-0
vs. North Central	0-1
vs. Ohio Northern	2-1
vs. Otterbein	1-1
vs. Oswego State	1-0
vs. Penn State Behrend	1-0
vs. Ramapo	1-0
vs. Randolph-Macon	1-0
vs. Saint Thomas (Minn.)	0-1
vs. Saint Vincent	1-0
vs. Scranton	1-0
vs. SUNY Brockport	1-0
vs. SUNY Potsdam	1-0
vs. Transylvania	1-1
vs. Washington-St. Louis	0-2
vs. Wheaton (Ill.)	0-1
vs. Whitworth	1-0
vs. Williams	1-1
vs. Wis.-Whitewater	1-0

*Wooster received first-round byes eight times (1992, 1993, 1998, 1999, 2000, 2001, 2003, and 2004), which do not count towards its NCAA Tournament record

2020 First Round
March 6 – Timken Gymnasium – Wooster, Ohio

	1	2	F
Grove City	36	31	67
Wooster	26	36	62

Wooster Points Leader: Hemy 17
Wooster Rebounds Leader: Hemy/Williams 7
Wooster Assists Leader: Scott/Williams 3

2019 First Round
March 1 – Timken Gymnasium – Wooster, Ohio

	1	2	F
Baruch	28	29	57
Wooster	44	37	81

Wooster Points Leader: Dupler 19
Wooster Rebounds Leader: Williams 10
Wooster Assists Leader: Bulic/Dupler/Williams 3

2019 Second Round
March 2 – Timken Gymnasium – Wooster, Ohio

	1	2	F
Wheaton (Ill.)	38	40	78
John Carroll	33	37	70

Wooster Points Leader: Hemy 28
Wooster Rebounds Leader: Williams 10
Wooster Assists Leader: Scott 4

2018 First Round
March 2 – DeCarlo Varsity Center – Univ. Hts., Ohio

	1	2	F
Illinois Wesleyan	31	37	68
Wooster	35	37	72

Wooster Points Leader: Hemy 20
Wooster Rebounds Leader: Baptiste 12
Wooster Assists Leader: Williams 6

2018 Second Round
March 2 – DeCarlo Varsity Center – Univ. Hts., Ohio

	1	2	F
Wooster	33	52	85
John Carroll	40	51	91

Wooster Points Leader: Dupler 24
Wooster Rebounds Leader: Blair 5
Wooster Assists Leader: Williams 5

2017 First Round
March 3 – Collier Arena – Hanover, Ind.

	1	2	F
North Central	36	41	77
Wooster	34	38	72

Wooster Points Leader: Fanelly 23
Wooster Rebounds Leader: Fanelly 7
Wooster Assists Leader: Fanelly 4

2016 First Round
March 4 – DuFour Center – Washington, D.C.

	1	2	F
Lancaster Bible	31	52	83
Wooster	41	55	96

Wooster Points Leader: Fanelly 45
Wooster Rebounds Leader: Fanelly 12
Wooster Assists Leader: Fanelly/Williams 6

2016 Second Round
March 5 – DuFour Center – Washington, D.C.

	1	2	OT	F
Wooster	27	46	18	91
Endicott	33	40	10	83

Wooster Points Leader: Fanelly 20
Wooster Rebounds Leader: Dupler 8
Wooster Assists Leader: Balsler 5

2016 Sectional Semifinal
March 11 – Max Ziel Gymnasium – Oswego, N.Y.

	1	2	F
Wooster	39	27	66
Oswego State	35	30	65

Wooster Points Leader: Fanelly 26
Wooster Rebounds Leader: Fanelly 11
Wooster Assists Leader: Stern 3

2016 Sectional Final
March 12 – Max Ziel Gymnasium – Oswego, N.Y.

	1	2	F
Wooster	19	42	61
Christopher Newport	36	45	81

Wooster Points Leader: Williams 19
Wooster Rebounds Leader: Davis/Fanelly 5
Wooster Assists Leader: Balsler 4

2015 First Round
March 6 – Ban Johnson Arena – Marietta, Ohio

	1	2	F
Misericordia	37	22	59
Wooster	44	40	84

Wooster Points Leader: Fanelly 19
Wooster Rebounds Leader: Fanelly 10
Wooster Assists Leader: Brown/Pannell 3

2015 Second Round
March 7 – Ban Johnson Arena – Marietta, Ohio

	1	2	F
Wooster	42	44	86
Marietta	45	43	88

Wooster Points Leader: Pannell 23
Wooster Rebounds Leader: Fanelly 9
Wooster Assists Leader: Fanelly 4

2014 First Round
March 7 – Timken Gymnasium – Wooster, Ohio

	1	2	F
Saint Vincent	29	38	67
Wooster	39	37	76

Wooster Points Leader: Brown 15
Wooster Rebounds Leader: Fanelly 11
Wooster Assists Leader: DeBoer 8

2014 Second Round
March 8 – Timken Gymnasium – Wooster, Ohio

	1	2	F
Dickinson	37	30	67
Wooster	29	35	64

Wooster Points Leader: Fanelly 15
Wooster Rebounds Leader: Fanelly 8
Wooster Assists Leader: Thorpe 4

2013 First Round
March 2 – Timken Gymnasium – Wooster, Ohio

	1	2	F
Penn State Behrend	25	19	44
Wooster	37	25	62

Wooster Points Leader: Brown 17
Wooster Rebounds Leader: Brown 9
Wooster Assists Leader: Thorpe 3

2013 Second Round
March 9 – Timken Gymnasium – Wooster, Ohio

	1	2	F
Dickinson	23	31	54
Wooster	47	33	80

Wooster Points Leader: Thorpe 19
Wooster Rebounds Leader: Mays 6
Wooster Assists Leader: Thorpe 3

2013 Third Round
March 16 – Timken Gymnasium – Wooster, Ohio

	1	2	F
Cabrini	40	30	70
Wooster	39	29	63

Wooster Points Leader: Thorpe 21
Wooster Rebounds Leader: Claytor 10
Wooster Assists Leader: Thorpe 3

NCAA DIV. III TOURNAMENT HISTORY

2012 First Round

March 2 – Timken Gymnasium – Wooster, Ohio			
	1	2	F
Maryville (Tenn.)	33	30	63
Wooster	33	37	70
<i>Wooster Points Leader: Hollowell 23</i>			
<i>Wooster Rebounds Leader: Clayton 12</i>			
<i>Wooster Assists Leader: Fegan 4</i>			

2012 Second Round

March 3 – Timken Gymnasium – Wooster, Ohio			
	1	2	F
Capital	32	47	79
Wooster	43	49	92
<i>Wooster Points Leader: Hollowell 20</i>			
<i>Wooster Rebounds Leader: Hollowell 9</i>			
<i>Wooster Assists Leader: Thorpe/Warnes 4</i>			

2012 Sectional Semifinal

March 16 – Timken Gymnasium – Wooster, Ohio			
	1	2	F
Illinois Wesleyan	42	27	69
Wooster	27	40	67
<i>Wooster Points Leader: Clayton/Thorpe 13</i>			
<i>Wooster Rebounds Leader: Clayton/Hollowell 7</i>			
<i>Wooster Assists Leader: Goodwin 4</i>			

2011 First Round

March 4 – Timken Gymnasium – Wooster, Ohio			
	1	2	F
Benedictine (Ill.)	30	38	68
Wooster	38	36	74
<i>Wooster Points Leader: Hollowell 19</i>			
<i>Wooster Rebounds Leader: Hollowell 15</i>			
<i>Wooster Assists Leader: Franks 5</i>			

2011 Second Round

March 5 – Timken Gymnasium – Wooster, Ohio			
	1	2	F
Manchester	18	27	45
Wooster	17	30	47
<i>Wooster Points Leader: Franks 14</i>			
<i>Wooster Rebounds Leader: Hollowell 9</i>			
<i>Wooster Assists Leader: Hollowell 4</i>			

2011 Sectional Semifinal

March 11 – Timken Gymnasium – Wooster, Ohio			
	1	2	F
Cabrini	36	41	77
Wooster	48	46	94
<i>Wooster Points Leader: Wickliffe 23</i>			
<i>Wooster Rebounds Leader: Franks/Wickliffe 8</i>			
<i>Wooster Assists Leader: Franks 4</i>			

2011 Sectional Final

March 12 – Timken Gymnasium – Wooster, Ohio			
	1	2	F
Whitworth	33	33	66
Wooster	37	39	76
<i>Wooster Points Leader: Franks 19</i>			
<i>Wooster Rebounds Leader: Hollowell 8</i>			
<i>Wooster Assists Leader: Franks 4</i>			

2011 National Semifinal

March 18 – Salem Civic Center – Salem, Va.			
	1	2	F
Williams	42	29	71
Wooster	28	45	73
<i>Wooster Points Leader: Franks 24</i>			
<i>Wooster Rebounds Leader: Franks 9</i>			
<i>Wooster Assists Leader: Franks 4</i>			

2011 National Championship Game

March 19 – Salem Civic Center – Salem, Va.			
	1	2	F
St. Thomas (Minn.)	43	35	78
Wooster	26	28	54
<i>Wooster Points Leader: Franks 22</i>			
<i>Wooster Rebounds Leader: Franks 6</i>			
<i>Wooster Assists Leader: Franks 4</i>			

2010 First Round

March 5 – Timken Gymnasium – Wooster, Ohio			
	1	2	F
Grove City	20	32	52
Wooster	29	34	63
<i>Wooster Points Leader: Franks/Wickliffe 12</i>			
<i>Wooster Rebounds Leader: Wickliffe 15</i>			
<i>Wooster Assists Leader: Johnson 7</i>			

2010 Second Round

March 6 – Timken Gymnasium – Wooster, Ohio			
	1	2	F
Wis.-Whitewater	34	44	78
Wooster	40	47	87
<i>Wooster Points Leader: Franks 30</i>			
<i>Wooster Rebounds Leader: Balch 11</i>			
<i>Wooster Assists Leader: Balch/Franks 2</i>			

2010 Sectional Semifinal

March 12 – Ragan-Brown FieldHouse – Greensboro, N.C.			
	1	2	F
Wooster	22	46	68
Guilford	40	35	75
<i>Wooster Points Leader: Franks 27</i>			
<i>Wooster Rebounds Leader: Franks 9</i>			
<i>Wooster Assists Leader: Franks 4</i>			

2009 First Round

March 6 – Capital Center – Columbus, Ohio			
	1	2	F
Gettysburg	37	29	66
Wooster	32	47	79
<i>Wooster Points Leader: Balch 21</i>			
<i>Wooster Rebounds Leader: Balch 7</i>			
<i>Wooster Assists Leader: Bidwell 5</i>			

2009 Second Round

March 7 – Capital Center – Columbus, Ohio			
	1	2	F
Wooster	35	35	70
Capital	30	42	72
<i>Wooster Points Leader: Balch 18</i>			
<i>Wooster Rebounds Leader: Hollowell 8</i>			
<i>Wooster Assists Leader: Bidwell/Hollowell 3</i>			

2008 First Round

March 7 – Carver PE Center – Rock Island, Ill.			
	1	2	F
Wooster	27	47	74
Washington-St. Louis	34	45	79
<i>Wooster Points Leader: Cooper 23</i>			
<i>Wooster Rebounds Leader: Will 5</i>			
<i>Wooster Assists Leader: Johnson 5</i>			

2007 First Round

March 2 – Timken Gymnasium – Wooster, Ohio			
	1	2	F
Transylvania	27	39	66
Wooster	48	44	92
<i>Wooster Points Leader: Cooper 21</i>			
<i>Wooster Rebounds Leader: Johnson/Will 6</i>			
<i>Wooster Assists Leader: Cooper/Johnson 3</i>			

2007 Second Round

March 3 – Timken Gymnasium – Wooster, Ohio			
	1	2	F
Centre	24	32	56
Wooster	39	34	73
<i>Wooster Points Leader: Vandervaart 18</i>			
<i>Wooster Rebounds Leader: Port 8</i>			
<i>Wooster Assists Leader: Cooper/Johnson 3</i>			

2007 Sectional Semifinal

March 9 – Manning & Napier Gym – Pittsford, N.Y.			
	1	2	F
John Carroll	32	41	73
Wooster	35	48	83
<i>Wooster Points Leader: Port/Vandervaart 16</i>			
<i>Wooster Rebounds Leader: Port 11</i>			
<i>Wooster Assists Leader: Port 5</i>			

2007 Sectional Final

March 10 – Manning & Napier Gym – Pittsford, N.Y.				
	1	2	OT	F
Wooster	33	48	13	94
SUNY Brockport	44	37	6	87
<i>Wooster Points Leader: Cooper 34</i>				
<i>Wooster Rebounds Leader: Port 12</i>				
<i>Wooster Assists Leader: Johnson 4</i>				

2007 National Semifinal

March 16 – Salem Civic Center – Salem, Va.				
	1	2	F	
Wooster	25	35	60	
Amherst	39	28	67	
<i>Wooster Points Leader: Vandervaart 20</i>				
<i>Wooster Rebounds Leader: Johnson 7</i>				
<i>Wooster Assists Leader: Van Horn 3</i>				

2007 National 3rd-Place Game

March 17 – Salem Civic Center – Salem, Va.				
	1	2	F	
Wooster	35	49	84	
Washington-St. Louis	34	58	92	
<i>Wooster Points Leader: Vandervaart 16</i>				
<i>Wooster Rebounds Leader: Vandervaart 11</i>				
<i>Wooster Assists Leader: Johnson 6</i>				

2006 First Round

March 3 – Beck Center – Lexington, Ky.				
	1	2	F	
Randolph-Macon	39	31	70	
Wooster	33	51	84	
<i>Wooster Points Leader: Vandervaart 23</i>				
<i>Wooster Rebounds Leader: Vandervaart 10</i>				
<i>Wooster Assists Leader: Port 2</i>				

2006 Second Round

March 4 – Beck Center – Lexington, Ky.				
	1	2	F	
Wooster	52	36	88	
Transylvania	45	46	91	
<i>Wooster Points Leader: Fulk 23</i>				
<i>Wooster Rebounds Leader: Vandervaart 7</i>				
<i>Wooster Assists Leader: Johnson 3</i>				

2005 First Round

March 3 – Timken Gymnasium – Wooster, Ohio				
	1	2	F	
Baldwin-Wallace	34	44	78	
Wooster	46	48	94	
<i>Wooster Points Leader: Cooper 27</i>				
<i>Wooster Rebounds Leader: Witucky 7</i>				
<i>Wooster Assists Leader: Port/Witucky 5</i>				

2005 Second Round

March 5 – Kresge Gymnasium – Albion, Mich.				
	1	2	F	
Wooster	16	42	58	
Albion	29	30	59	
<i>Wooster Points Leader: Port/Witucky 13</i>				
<i>Wooster Rebounds Leader: Port 10</i>				
<i>Wooster Assists Leader: Witucky 6</i>				

2004 Second Round

March 6 – Timken Gymnasium – Wooster, Ohio				
	1	2	F	
SUNY Potsdam	25	31	56	
Wooster	27	43	70	
<i>Wooster Points Leader: Port 21</i>				
<i>Wooster Rebounds Leader: Mealer 9</i>				
<i>Wooster Assists Leader: Witucky 7</i>				

NCAA DIV. III TOURNAMENT HISTORY

2004 Sectional Semifinal
March 12 – Timken Gymnasium – Wooster, Ohio

	1	2	F
Illinois Wesleyan	24	29	53
Wooster	16	42	58

Wooster Points Leader: Mitchell 19
 Wooster Rebounds Leader: Port 7
 Wooster Assists Leader: Port 6

2004 Sectional Final
March 13 – Timken Gymnasium – Wooster, Ohio

	1	2	F
John Carroll	33	37	70
Wooster	37	27	64

Wooster Points Leader: Port 16
 Wooster Rebounds Leader: Mealer 9
 Wooster Assists Leader: Mitchell 6

2003 Second Round
March 8 – Timken Gymnasium – Wooster, Ohio

	1	2	F
John Carroll	28	47	75
Wooster	36	41	77

Wooster Points Leader: Mealer 20
 Wooster Rebounds Leader: Mealer 10
 Wooster Assists Leader: Smith 4

2003 Sectional Semifinal
March 14 – Timken Gymnasium – Wooster, Ohio

	1	2	F
Scranton	25	39	64
Wooster	33	42	75

Wooster Points Leader: Nelson 18
 Wooster Rebounds Leader: Nelson 14
 Wooster Assists Leader: Witucky 6

2003 Sectional Final
March 15 – Timken Gymnasium – Wooster, Ohio

	1	2	F
Ramapo	30	34	64
Wooster	30	38	68

Wooster Points Leader: Nelson 27
 Wooster Rebounds Leader: Nelson 15
 Wooster Assists Leader: Smith/Nelson 4

2003 National Semifinal
March 21 – Salem Civic Center – Salem, Va.

	1	2	OT	F
Williams	32	32	10	74
Wooster	34	30	8	72

Wooster Points Leader: Nelson 29
 Wooster Rebounds Leader: Nelson 9
 Wooster Assists Leader: Nelson 3

2003 National 3rd-Place Game
March 22 – Salem Civic Center – Salem, Va.

	1	2	F
Wooster	40	38	78
Hampden-Sydney	28	46	74

Wooster Points Leader: Nelson 29
 Wooster Rebounds Leader: Nelson 11
 Wooster Assists Leader: Smith 5

2001 Second Round
March 3 – Timken Gymnasium – Wooster, Ohio

	1	2	F
Carthage	46	42	88
Wooster	32	48	80

Wooster Points Leader: Nelson 28
 Wooster Rebounds Leader: Nelson 14
 Wooster Assists Leader: Reynolds 7

2000 Second Round
March 4 – Timken Gymnasium – Wooster, Ohio

	1	2	F
Ohio Northern	29	42	71
Wooster	37	45	82

Wooster Points Leader: Ellenwood 17
 Wooster Rebounds Leader: Nelson 12
 Wooster Assists Leader: Thompson 5

2000 Sectional Semifinal
March 10 – N/A – Grand Rapids, Mich.

	1	2	F
Wooster	29	24	53
Calvin	36	46	82

Wooster Points Leader: Nelson 17
 Wooster Rebounds Leader: Ellenwood 10
 Wooster Assists Leader: Carlisle 2

1999 Second Round
March 6 – Timken Gymnasium – Wooster, Ohio

	1	2	F
Otterbein	32	48	80
Wooster	37	52	89

Wooster Points Leader: Ellenwood 21
 Wooster Rebounds Leader: Gorman 13
 Wooster Assists Leader: Ellenwood/Gorman 5

1999 Sectional Semifinal
March 12 – Fleet Gymnasium – Hampden-Sydney, Va.

	1	2	F
Wooster	36	30	66
Hampden-Sydney	39	35	74

Wooster Points Leader: Ellenwood 16
 Wooster Rebounds Leader: Ellenwood 10
 Wooster Assists Leader: Gorman 4

1998 Second Round
March 7 – Timken Gymnasium – Wooster, Ohio

	1	2	F
John Carroll	35	43	78
Wooster	29	30	59

Wooster Points Leader: Gorman 15
 Wooster Rebounds Leader: Gorman 11
 Wooster Assists Leader: Gardner/Gorman 4

1997 First Round
March 6 – ONU Sports Center – Ada, Ohio

	1	2	F
Wooster	52	32	84
Ohio Northern	32	26	58

Wooster Points Leader: Hochstetler 27
 Wooster Rebounds Leader: Morris 9
 Wooster Assists Leader: Fernandez 9

1997 Second Round
March 8 – N/A – Holland, Mich.

	1	2	F
Wooster	25	31	56
Hope	29	38	67

Wooster Points Leader: Gorman 11
 Wooster Rebounds Leader: Hochstetler 8
 Wooster Assists Leader: Fernandez 4

1996 First Round
Feb. 29 – Carroll Gym – University Hts., Ohio

	1	2	F
Wooster	45	27	72
John Carroll	45	41	86

Wooster Points Leader: Gorman 18
 Wooster Rebounds Leader: Gorman 8
 Wooster Assists Leader: Fernandez 7

1995 First Round
March 2 – Timken Gymnasium – Wooster, Ohio

	1	2	F
Heidelberg	32	32	64
Wooster	34	38	72

Wooster Points Leader: Meech 18
 Wooster Rebounds Leader: Cline 17
 Wooster Assists Leader: Bradley 6

1995 Second Round
March 4 – Timken Gymnasium – Wooster, Ohio

	1	2	F
Kenyon	20	37	57
Wooster	34	21	55

Wooster Points Leader: Meech 17
 Wooster Rebounds Leader: Bradley/Cline 9
 Wooster Assists Leader: Cline 8

1993 Second Round
March 6 – ONU Sports Center – Ada, Ohio

	1	2	F
Wooster	26	36	62
Ohio Northern	37	51	88

Wooster Points Leader: Cline 28
 Wooster Rebounds Leader: Cline 7
 Wooster Assists Leader: Five players with 1

1992 Second Round
March 7 – Timken Gymnasium – Wooster, Ohio

	1	2	F
Otterbein	33	47	80
Wooster	37	40	77

Wooster Points Leader: Meech/Meinen 18
 Wooster Rebounds Leader: Cline 8
 Wooster Assists Leader: Morgan 6

1991 First Round
Feb. 28 – N/A – Grand Rapids, Mich.

	1	2	F
Wooster	27	41	68
Calvin	41	44	85

Wooster Points Leader: Buchanan 17
 Wooster Rebounds Leader: Aukamp 7
 Wooster Assists Leader: Aukamp 5

1978 South Region Semifinal
March 4 – N/A – Lexington, Ky.

	1	2	F
DePauw	34	40	74
Wooster	37	47	84

Wooster Points Leader: Allison/Kostohryz 16
 Wooster Rebounds Leader: Kostohryz 13
 Wooster Assists Leader: Dixon 8

1978 South Region Final
March 4 – N/A – Lexington, Ky.


	1	2	F
Knoxville	43	41	84
Wooster	33	43	76

Wooster Points Leader: Balser 23
 Wooster Rebounds Leader: Balser/Kostohryz 11
 Wooster Assists Leader: Dixon 3

NCAA DIV. III TOURNAMENT HISTORY



Wooster advanced to the national semifinals for the second time with a 94-87 overtime win over Brockport in 2007.



The 2002-03 team in Salem, Va., with the NCAA 3rd-place trophy following their win in the national consolation game.

NCAA TOURNAMENT

*Prior to the establishment of NCAA Div. III, Wooster twice earned bids to the then-named NCAA College Division Tournament:

1973 Great Lakes Regional First Round March 8 – N/A – Evansville, Ind.

	1	2	F
Kentucky Wesleyan	43	50	93
Wooster	33	23	56

Wooster Points Leader: Shetzer 23
Wooster Rebounds Leader: TEAM 6
Wooster Assists Leader: Stoll 4

1973 Great Lakes Regional 3rd-Place Game March 9 – N/A – Evansville, Ind.

	1	2	F
Capital	29	46	75
Wooster	16	31	47

Wooster Points Leader: Stoll 10
Wooster Rebounds Leader: Requarth 5
Wooster Assists Leader: Stoll 4

1971 Mid-east Regional First Round March 12 – N/A – Reading, Pa.

	1	2	F
Wooster	37	44	81
Philadelphia Textile	39	44	83

Wooster Points Leader: Dinger 20
Wooster Rebounds Leader: Bryant 13
Wooster Assists Leader: Dinger 4

1971 Mid-east Regional 3rd-Place Game March 13 – N/A – Reading, Pa.

	1	2	F
Wooster	29	39	68
Akron	43	34	77

Wooster Points Leader: Dinger 25
Wooster Rebounds Leader: Bryant 8
Wooster Assists Leader: Dinger 2

WOOSTER'S NCAA TOURNAMENT SINGLE-GAME RECORDS

INDIVIDUAL

SCORING

45	Dan Fanelly vs. Lancaster Bible _____	2016 First Round
34	James Cooper vs. SUNY Brockport _____	2007 Sectional Final
30	Ian Franks vs. Wis.-Whitewater _____	2010 Second Round
29	Bryan Nelson vs. Hampden-Sydney _____	2003 National 3rd-Place Game
	Bryan Nelson vs. Williams _____	2003 National Semifinal
28	Danyon Hempy vs. Wheaton _____	2019 Second Round
	Bryan Nelson vs. Carthage _____	2001 Second Round
	Doug Cline vs. Ohio Northern _____	1993 Second Round
27	Ian Franks vs. Guilford _____	2010 Sectional Semifinal
	James Cooper vs. Baldwin-Wallace _____	2005 First Round
	Bryan Nelson vs. Ramapo _____	2003 Sectional Final
	Rick Hochstetler vs. Ohio Northern _____	1997 First Round
26	Dan Fanelly vs. Oswego State _____	2016 Sectional Semifinal
25	Tom Dinger vs. Philadelphia Textile _____	1971 First Round

FIELD GOALS MADE

21	Dan Fanelly vs. Lancaster Bible _____	2016 First Round
14	James Cooper vs. SUNY Brockport _____	2007 Sectional Final
12	Ian Franks vs. Guilford _____	2010 Sectional Semifinal
11	Tim Vandervaart vs. Randolph-Macon _____	2006 First Round
10	Nine times	
	Most recent – Reece Dupler vs. John Carroll _____	2018 Second Round

FIELD GOALS ATTEMPTED

26	James Cooper vs. SUNY Brockport _____	2007 Sectional Final
25	Tom Dinger vs. Akron _____	1971 Mideast Region Consolation

3-POINT FIELD GOALS MADE

9	Rick Hochstetler vs. Ohio Northern _____	1997 First Round
5	Eight times	
	Most recent – Doug Thorpe vs. Cabrini _____	2013 Sectional Semifinal

3-POINT FIELD GOALS ATTEMPTED

12	Tom Port vs. Washington-St. Louis _____	2007 National 3rd-Place Game
12	Rick Hochstetler vs. Ohio Northern _____	1997 First Round

FREE THROWS MADE

13	Bryan Nelson vs. Williams _____	2003 National Semifinal
11	Bryan Nelson vs. Hampden-Sydney _____	2003 National 3rd-Place Game
	Bryan Nelson vs. Ramapo _____	2003 Sectional Final
	Tom Dinger vs. Akron _____	1971 Mideast Region Consolation
10	Nathan Balch vs. Wis.-Whitewater _____	2010 Second Round

FREE THROWS ATTEMPTED

14	Bryan Nelson vs. Williams _____	2003 National Semifinal
13	Ian Franks vs. Gettysburg _____	2009 First Round
	Tim Vandervaart vs. SUNY Brockport _____	2007 Sectional Final
12	Four times	
	Most recent – Danyon Hempy vs. Wheaton _____	2019 Second Round

REBOUNDS

17	Doug Cline vs. Heidelberg _____	1995 First Round
15	Justin Hallowell vs. Benedictine (Ill.) _____	2011 First Round
	Bryan Wickliffe vs. Grove City _____	2010 First Round
	Bryan Nelson vs. Ramapo _____	2003 Sectional Final
14	Bryan Nelson vs. Scranton _____	2003 Sectional Semifinal
	Bryan Nelson vs. Carthage _____	2001 Second Round

ASSISTS

9	Rowell Fernandez vs. Ohio Northern _____	1997 First Round
8	Kenny DeBoer vs. Saint Vincent _____	2014 First Round
	Doug Cline vs. Kenyon _____	1995 Second Round
	Sam Dixon vs. DePauw _____	1978 South Region Semifinal
7	Four times	
	Most recent – Brandon Johnson vs. Grove City _____	2010 First Round

BLOCKED SHOTS

5	Greg Morris vs. Ohio Northern _____	1997 First Round
4	Ryan Gorman vs. Hampden-Sydney _____	1999 Sectional Semifinal
3	Eight times	
	Most recent – Dontae Williams vs. Grove City _____	2020 First Round

STEALS

6	Reece Dupler vs. Lancaster Bible _____	2016 First Round
5	Brandon Johnson vs. Wis.-Whitewater _____	2010 Second Round
	Tim Vandervaart vs. John Carroll _____	2007 Sectional Semifinal
4	Reece Dupler vs. Baruch _____	2019 First Round
	Scott Meech vs. Kenyon _____	1995 Second Round

TEAM

SCORING

96	vs. Lancaster Bible _____	2016 First Round
94	vs. Cabrini _____	2011 Sectional Semifinal
	vs. SUNY Brockport _____	2007 Sectional Final
	vs. Baldwin-Wallace _____	2005 First Round
92	vs. Capital _____	2012 Second Round
92	vs. Transylvania _____	2007 First Round
91	vs. Endicott _____	2016 Second Round

FIELD GOALS MADE

39	vs. Lancaster Bible _____	2016 First Round
35	vs. Endicott _____	2016 Second Round
	vs. Misericordia _____	2015 First Round
	vs. Baldwin-Wallace _____	2005 First Round

FIELD GOALS ATTEMPTED

78	vs. Washington-St. Louis _____	2007 National 3rd-Place Game
----	--------------------------------	------------------------------

FIELD GOAL PERCENTAGE

.611	vs. Cabrini (33-of-54) _____	2011 Sectional Semifinal
.596	vs. Transylvania (34-of-57) _____	2007 First Round
.596	vs. Otterbein (31-of-52) _____	1992 Second Round
.595	vs. Ramapo (22-of-37) _____	2003 Sectional Final
.591	vs. Lancaster Bible (39-of-66) _____	2016 First Round

3-POINTERS MADE

14	vs. Baldwin-Wallace _____	2005 First Round
12	vs. Washington-St. Louis _____	2008 First Round

3-POINTERS ATTEMPTED

29	at Marietta _____	2015 Second Round
	vs. Illinois Wesleyan _____	2004 Sectional Semifinal

3-POINT PERCENTAGE

.611	at Ohio Northern (11-of-18) _____	1997 First Round
.563	vs. Transylvania (9-of-16) _____	2007 First Round
.538	vs. Baldwin-Wallace (14-of-26) _____	2005 First Round
.538	at Capital (7-of-13) _____	2009 Second Round
.533	vs. Centre (8-of-15) _____	2007 Second Round

FREE THROWS MADE

35	vs. Wis.-Whitewater _____	2010 Second Round
24	vs. Randolph-Macon _____	2006 First Round
	vs. Hampden-Sydney _____	2003 National 3rd-Place Game
	vs. Akron _____	1971 Mideast Region Consolation

FREE THROWS ATTEMPTED

43	vs. Wis.-Whitewater _____	2010 Second Round
34	vs. SUNY Brockport _____	2007 Sectional Final

FREE THROW PERCENTAGE

.917	vs. Dickinson (11-of-12) _____	2013 Second Round
.909	vs. Baldwin-Wallace (10-of-11) _____	2005 First Round
.900	at John Carroll (9-of-10) _____	1996 First Round
.889	vs. Hampden-Sydney (24-of-27) _____	2003 National 3rd-Place Game
.882	vs. Endicott (15-of-17) _____	2016 Second Round

REBOUNDS

48	vs. Grove City _____	2010 First Round
	vs. Philadelphia Textile _____	1971 Mideast Regional First Round
46	vs. Penn State Behrend _____	2013 First Round
45	Four times	
	Most recent – vs. Benedictine (Ill.) _____	2011 First Round

ASSISTS

25	vs. Lancaster Bible _____	2016 First Round
23	vs. Otterbein _____	1999 Second Round
21	vs. Cabrini _____	2011 Sectional Semifinal
20	vs. Baldwin-Wallace _____	2005 First Round
	vs. Scranton _____	2003 Sectional Semifinal

BLOCKED SHOTS

9	at Hampden-Sydney _____	1999 Sectional Semifinal
7	at John Carroll _____	2018 Second Round
	vs. Manchester _____	2011 Second Round
	at Calvin _____	2000 Sectional Semifinal

STEALS

9	Five times	
	Most recent – vs. Grove City _____	2020 First Round

WOOSTER'S NCAA TOURNAMENT CAREER RECORDS

SCORING (100-POINT CLUB)

1.	218	Ian Franks	2008-11
2.	187	Tom Port	2004-07
3.	185	Dan Fanelly	2014-17
4.	180	James Cooper	2005-08
5.	174	Justin Hollowell	2008-12
6.	165	Bryan Nelson	2000-01, 03
7.	149	Xavier Brown	2012-15
	149	Tim Vandervaart	2004-07
9.	132	Nathan Balch	2009-11
10.	129	Reece Dupler	2016-19
	129	Brandon Johnson	2006-08, 10
12.	126	Bryan Wickliffe	2008-11
13.	108	Danyon Hempy	2017-20
14.	104	Doug Thorpe	2011-14
15.	102	Spencer Williams	2015-18
16.	100	Devin Fulk	2005-08

SCORING AVERAGE

1.	22.5	(45/2)	Tom Dinger	1971
2.	20.6	(185/9)	Dan Fanelly	2014-17
3.	20.6	(165/8)	Bryan Nelson	2000-01, 03
4.	18.2	(218/12)	Ian Franks	2008-11
5.	18.0	(108/6)	Danyon Hempy	2017-20
6.	16.5	(33/2)	Fred Balsler	1978
7.	16.4	(180/11)	James Cooper	2005-08
8.	15.0	(30/2)	Wayne Allison	1978
9.	14.9	(149/10)	Xavier Brown	2012-15
10.	14.8	(59/4)	Scott Meech	1992-93, 95

FIELD GOALS MADE

1.	79	Dan Fanelly	2014-17
2.	72	Ian Franks	2008-11
3.	70	James Cooper	2005-08
4.	63	Tim Vandervaart	2004-07
5.	59	Xavier Brown	2012-15
	59	Tom Port	2004-07
	59	Bryan Nelson	2000-01, 03
8.	54	Justin Hollowell	2009-12
9.	51	Reece Dupler	2016-19
10.	49	Bryan Wickliffe	2008-11

FIELD GOALS ATTEMPTED

1.	155	Ian Franks	2008-11
2.	153	Tom Port	2004-07
3.	148	James Cooper	2005-08
4.	127	Justin Hollowell	2009-12
5.	121	Xavier Brown	2012-15
6.	118	Dan Fanelly	2014-17
7.	107	Nathan Balch	2009-11
8.	104	Reece Dupler	2016-19
9.	95	Spencer Williams	2015-18
10.	94	Brandon Johnson	2006-08, 10

FIELD-GOAL PERCENTAGE (min. 30 made, .500)

1.	.700	(63-90)	Tim Vandervaart	2004-07
2.	.670	(59-88)	Bryan Nelson	2000-01, 03
3.	.669	(79-118)	Dan Fanelly	2014-17
4.	.635	(33-52)	Ryan Gorman	1996-99
5.	.583	(49-84)	Bryan Wickliffe	2008-11
6.	.564	(31-55)	John Ellenwood	1997-00
7.	.517	(31-60)	Josh Claytor	2010-13
8.	.514	(36-70)	Devin Fulk	2005-08
9.	.500	(47-94)	Brandon Johnson	2006-08, 10
10.	.500	(35-70)	Rodney Mitchell	2001, 03-01

3-POINT FIELD GOALS MADE

1.	33	Tom Port	2004-07
2.	30	Justin Hollowell	2009-12
3.	22	Nathan Balch	2009-11
	22	James Cooper	2005-08
5.	20	Doug Thorpe	2011-14
6.	18	Kyle Witucky	2003-06
7.	17	Devin Fulk	2005-08
8.	16	Xavier Brown	2012-15
	16	Matt Smith	2000-01, 03
10.	14	Rodney Mitchell	2001, 03-04

3-POINT FIELD GOALS ATTEMPTED

1.	86	Tom Port	2004-07
2.	83	Justin Hollowell	2009-12
3.	56	Nathan Balch	2009-11
4.	53	James Cooper	2005-08
5.	52	Kyle Witucky	2003-06
6.	48	Doug Thorpe	2011-14
7.	38	Ian Franks	2008-11
	38	Brandon Johnson	2006-08, 10
	38	Devin Fulk	2005-08
10.	37	Matt Smith	2000-01, 03

3-POINT FIELD-GOAL PERCENTAGE (min. 10 made, .400)

1.	.500	(14-28)	Rodney Mitchell	2001, 03-04
2.	.471	(16-34)	Xavier Brown	2012-15
3.	.447	(17-38)	Devin Fulk	2005-08
4.	.432	(16-37)	Matt Smith	2000-01, 03
5.	.417	(20-48)	Doug Thorpe	2011-14
6.	.415	(22-53)	James Cooper	2005-08

FREE THROWS MADE

1.	64	Ian Franks	2008-11
2.	57	Bryan Nelson	2000-01, 03
3.	36	Justin Hollowell	2009-12
	36	Tom Port	2004-07
5.	30	Josh Claytor	2010-13
6.	27	Bryan Wickliffe	2008-11
7.	26	John Ellenwood	1997-00
8.	25	Kyle Witucky	2003-06
9.	24	Dan Fanelly	2014-17
10.	23	Three times	
		Most recent - Justin Warnes	2009-12

FREE THROWS ATTEMPTED

1.	84	Ian Franks	2008-11
2.	67	Bryan Nelson	2000-01, 03
3.	51	Josh Claytor	2010-13
4.	49	Tom Port	2004-07
5.	43	Justin Hollowell	2009-12
6.	39	Bryan Wickliffe	2008-11
7.	38	Brandon Johnson	2006-08, 10
8.	35	Dan Fanelly	2014-17
9.	35	Tim Vandervaart	2004-07
10.	33	John Ellenwood	1997-00

FREE-THROW PERCENTAGE (min. 20 made, .800)

1.	.958	(23-24)	Justin Warnes	2009-12
2.	.851	(57-67)	Bryan Nelson	2000-01, 03
3.	.846	(22-26)	Nathan Balch	2009-11
4.	.837	(36-43)	Justin Hollowell	2009-12
5.	.833	(25-30)	Kyle Witucky	2003-06

REBOUNDING

1.	100	Justin Hollowell	2009-12
2.	85	Bryan Nelson	2000-01, 03
3.	78	Dan Fanelly	2014-17
4.	76	Tom Port	2004-07
5.	70	Ian Franks	2008-11
6.	68	Bryan Wickliffe	2008-11
7.	66	Josh Claytor	2010-13
8.	64	Tim Vandervaart	2004-07
9.	56	Blake Mealer	2002-05
10.	53	Nathan Balch	2009-11

REBOUNDING AVERAGE

1.	12.0	(24/2)	Kelvin Kostohryz	1978
2.	10.6	(85/8)	Bryan Nelson	2000-01, 03
3.	10.5	(21/2)	Greg Bryant	1971
4.	10.3	(41/4)	Doug Cline	1992-93, 95
5.	9.0	(27/3)	Dontae Williams	2019-20
6.	8.7	(78/9)	Dan Fanelly	2014-17
7.	8.7	(52/6)	Ryan Gorman	1996-99
8.	7.5	(15/2)	Fred Balsler	1978
9.	7.1	(100/14)	Justin Hollowell	2009-12
10.	7.0	(49/7)	John Ellenwood	1997-00
	7.0	(14/2)	Patrick Roach	1971

ASSISTS

1.	41	Brandon Johnson	2006-08, 10
2.	40	Tom Port	2004-07
3.	36	Ian Franks	2008-11
4.	34	Kyle Witucky	2003-06
5.	30	Justin Hollowell	2009-12
6.	29	Spencer Williams	2015-18
7.	22	Dan Fanelly	2014-17
22	22	James Cooper	2005-08
22	22	Rodney Mitchell	2001, 03-04
22	22	Matt Smith	2000-01, 03
22	22	Rowell Fernandez	1995-97

BLOCKED SHOTS

1.	15	Tom Port	2004-07
2.	11	Ryan Gorman	1996-99
3.	10	Alex LaLonde	2013, 15
	10	Justin Hollowell	2009-12

STEALS

1.	20	Brandon Johnson	2006-08, 10
	20	Tim Vandervaart	2004-07
3.	17	Reece Dupler	2016-19
4.	14	Dan Fanelly	2014-17
5.	11	Doug Thorpe	2001-14
	11	Kyle Witucky	2003-06
7.	10	Josh Claytor	2010-13
	10	Rodney Mitchell	2001, 03-04
	10	Matt Smith	2000-01, 03

GAMES PLAYED

1.	15	Josh Claytor	2010-13
	15	Jake Mays	2010-13
3.	14	Matt Fegan	2009-12
	14	Justin Hollowell	2009-12
5.	13	Justin Warnes	2009-12
	13	Tom Port	2004-07
7.	12	Ian Franks	2008-11
	12	Bryan Wickliffe	2008-11
	12	Brandon Johnson	2006-08, 10
	12	Kyle Witucky	2003-06

Bold indicates current player

**Only years with participation in NCAA Tournament listed for individuals*

CAREER STATS OF WOOSTER PLAYERS IN NCAA TOURNAMENT GAMES

NAME	GP	FGM-FGA	FG%	3FGM-3FGA	3FG%	FTM-FTA	FT%	REB	RPG	AST	STL	BLK	TO	PF	PTS	PPG
Joe Agler	4	0-0	.000	0-0	.000	0-0	.000	1	0.3	0	0	0	0	2	0	0.0
Wayne Allison	2	12-20	.600	-	-	6-12	.500	11	5.5	1	2	0	2	7	30	15.0
Richard Altman	2	2-9	.222	-	-	4-7	.571	8	4.0	0	0	0	1	6	8	4.0
Stan Aukamp	2	8-25	.320	0-0	.000	7-10	.700	13	6.5	5	2	1	5	9	23	11.5
Tim Baab	2	2-3	.667	-	-	6-7	.857	5	2.5	0	-	-	0	9	10	5.0
Randy Backus	2	5-11	.455	-	-	5-9	.556	3	1.5	1	2	0	0	6	15	7.5
Zach Baker	1	0-0	.000	0-0	.000	0-0	.000	0	0.0	0	0	0	0	0	0	0.0
Nathan Balch	11	44-107	.411	22-56	.393	22-26	.846	53	4.8	10	7	3	18	26	132	12.0
Fred Balsler	2	13-28	.464	-	-	7-9	.778	15	7.5	2	1	0	2	8	33	16.5
Mitch Balsler	5	10-39	.256	8-29	.276	12-14	.857	21	4.2	13	4	0	11	17	40	8.0
Alex Baptiste	7	13-24	.542	0-0	.000	8-10	.800	27	3.9	4	5	8	4	13	34	4.9
Alex Belinsky	1	1-1	1.000	0-0	.000	0-0	.000	1	1.0	0	0	0	0	0	2	2.0
Peyton Bennington	1	0-0	.000	0-0	.000	0-0	.000	0	0.0	0	0	0	0	0	0	0.0
Marty Bidwell	11	15-29	.517	4-12	.333	6-8	.750	19	1.7	17	2	0	20	32	40	3.6
Drew Bishop	1	0-0	.000	0-0	.000	0-0	.000	0	0.0	0	0	0	0	2	0	0.0
Blake Blair	2	3-11	.273	2-8	.250	1-2	.500	7	3.5	4	0	0	2	6	9	4.5
Craig Bradley	3	10-32	.313	5-15	.333	3-4	.750	18	6.0	8	3	0	9	5	28	9.3
Justin Bradley	5	3-10	.300	0-0	.000	0-0	.000	10	2.0	2	0	2	2	8	6	1.2
Jerry Britton	2	1-2	.500	-	-	0-0	.000	1	0.5	0	-	-	1	0	2	1.0
Xavier Brown	10	59-121	.488	16-34	.471	15-21	.714	29	2.9	15	6	2	22	21	149	14.9
Gregory Bryant	2	6-10	.600	-	-	7-12	.583	21	10.5	1	-	-	11	6	19	9.5
Brian Buchanan	3	10-18	.556	0-0	.000	5-8	.625	11	3.7	3	3	0	4	12	25	8.3
Eric Bulic	9	7-33	.212	2-15	.133	2-9	.222	27	3.0	9	3	9	9	18	18	2.0
Brian Carlisle	4	3-13	.231	0-0	.000	2-4	.500	9	2.3	4	0	3	2	9	8	2.0
Cory Caughlan	1	0-0	.000	0-0	.000	0-0	.000	0	0.0	0	0	0	0	0	0	0.0
Josh Claytor	15	31-60	.517	0-6	.000	30-51	.588	66	4.4	12	10	6	11	32	92	6.1
Doug Cline	4	22-34	.647	0-0	.000	14-23	.609	41	10.3	12	0	3	8	11	58	14.5
Chuck Cooper	3	7-9	.778	-	-	1-4	.250	10	3.3	4	-	-	10	8	15	5.0
James Cooper	11	70-148	.473	22-53	.415	18-23	.783	28	2.5	22	2	2	25	19	180	16.4
Richard Cornwell	2	5-21	.238	-	-	6-6	1.000	2	1.0	0	-	-	4	7	16	8.0
John Creasap	2	7-18	.389	-	-	2-3	.667	10	5.0	0	-	-	5	5	16	8.0
Milt Davis	8	25-47	.532	7-20	.350	6-10	.600	22	2.8	14	3	0	9	12	63	7.9
Kenny DeBoer	8	18-52	.346	4-18	.222	21-28	.750	33	4.1	13	6	1	9	13	61	7.6
Tom Dinger	2	15-40	.375	-	-	15-16	.938	7	3.5	6	-	-	9	3	45	22.5
Sam Dixon	2	12-20	.600	-	-	4-4	1.000	5	2.5	11	-	-	-	8	28	14.0
Scott Duncan	1	0-0	.000	-	-	0-0	.000	0	0.0	0	0	0	0	0	0	0.0
Reece Dupler	9	51-104	.490	5-22	.227	22-27	.815	41	4.6	14	17	2	22	20	129	14.3
Craig Elam	1	1-2	.500	0-0	.000	0-0	.000	1	1.0	0	0	0	0	2	2	2.0
John Ellenwood	7	31-55	.564	0-0	.000	26-33	.788	49	7.0	8	2	8	16	16	88	12.6
John Evans	3	0-0	.000	-	-	1-2	.500	2	0.7	0	-	-	3	1	1	0.3
Mike Evans	11	1-7	.143	0-5	.000	0-0	.000	4	0.4	1	0	0	4	4	2	0.2
Dan Fanelly	9	79-118	.669	3-12	.250	24-35	.686	78	8.7	22	14	9	24	29	185	20.6
Matt Fegan	14	17-45	.378	12-34	.353	4-6	.667	17	1.2	20	4	0	15	16	50	3.6
Rowell Fernandez	5	15-48	.313	7-16	.438	10-12	.833	11	2.2	22	3	0	17	12	47	9.4
Eric Fertig	2	0-0	.000	0-0	.000	0-0	.000	1	0.5	0	0	0	0	0	0	0.0
Gary Franklin	1	0-0	.000	-	-	0-1	.000	0	0.0	0	-	-	1	1	0	0.0
Ian Franks	12	72-155	.465	10-26	.385	64-84	.762	70	5.8	36	8	4	39	33	218	18.2
Devin Fulk	11	36-70	.514	17-38	.447	11-12	.917	42	3.8	4	6	1	11	15	100	9.1
Geoff FuQuay	3	1-7	.143	0-4	.000	0-0	.000	4	1.3	1	1	0	4	2	2	0.7
Chris Gardner	5	12-19	.632	8-17	.471	7-8	.875	13	2.6	11	5	0	7	4	39	7.8
Nate Gaubatz	6	12-25	.480	1-4	.250	9-13	.692	16	2.7	5	3	0	15	14	34	5.7
Dustin Geitgey	5	3-8	.375	2-4	.500	3-3	1.000	2	0.4	0	3	1	2	5	11	2.2
David George	1	1-1	1.000	0-0	.000	0-0	.000	0	0.0	0	0	0	2	3	2	2.0
JG Gillard	2	1-1	1.000	0-0	.000	0-0	.000	0	0.0	0	0	0	0	0	2	1.0
Jalen Goodwin	7	7-18	.389	3-10	.300	11-14	.786	12	1.7	6	2	2	4	8	28	4.0
Ryan Gorman	6	33-52	.635	0-0	.000	13-19	.684	52	8.7	18	4	11	19	23	79	13.2
Michael Grenert	2	11-18	.611	-	-	0-0	.000	4	2.0	1	-	-	1	5	22	11.0
Doug Grice	1	0-1	.000	0-0	.000	0-0	.000	0	0.0	0	0	0	0	0	0	0.0
Justin Hollowell	14	54-127	.425	30-83	.361	36-43	.837	100	7.1	30	6	10	22	30	174	12.4
Jeff Hamilton	3	1-2	.500	1-2	.500	1-2	.500	0	0.0	0	1	0	1	2	4	1.3
Najee Hardaway	2	6-7	.857	1-1	1.000	3-4	.750	1	0.5	2	2	0	3	4	16	8.0
Danyon Hempy	6	39-85	.459	11-31	.355	19-24	.792	31	5.2	12	6	6	15	21	108	18.0
Nick Hershberger	1	0-0	.000	0-0	.000	0-0	.000	0	0.0	0	0	0	0	0	0	0.0
Walter Hill	2	2-5	.400	-	-	0-0	.000	2	1.0	0	-	-	3	2	4	2.0
Rick Hochstetler	4	14-36	.389	12-31	.387	0-0	.000	11	2.8	5	2	0	9	9	40	10.0
Jeff Jae	2	0-12	.000	-	-	2-2	1.000	3	1.5	1	-	-	7	3	2	1.0
Brandon Johnson	12	47-94	.500	12-38	.316	23-38	.605	45	3.8	41	20	1	33	27	129	10.8
Hamilton Johnson	1	0-1	.000	0-1	.000	2-2	1.000	0	0.0	0	0	0	0	1	2	2.0
Jake Johnson	1	1-2	.500	0-0	.000	0-0	.000	1	1.0	0	0	0	0	0	2	2.0
Josh Kipfer	10	11-28	.393	0-0	.000	1-2	.500	36	3.6	6	2	3	5	10	23	2.3
Todd Kobiela	1	0-0	.000	0-0	.000	0-0	.000	1	1.0	0	0	0	0	0	0	0.0
Kelvin Kostohryz	2	11-23	.478	-	-	4-7	.571	24	12.0	1	0	3	3	7	26	13.0
Alex LaLonde	5	12-30	.400	7-20	.350	0-0	.000	18	3.6	6	2	10	3	10	31	6.2
Andrew Lilienthal	5	7-14	.500	1-4	.250	7-10	.700	12	2.4	3	1	0	4	3	22	4.4
Chris Logsdon	5	2-3	.667	2-3	.667	0-0	.000	1	0.3	1	1	0	0	0	6	1.2
Gideon Mabeny	1	0-0	.000	0-0	.000	0-0	.000	0	0.0	0	0	0	0	0	0	0.0
Khaylan Mahdi	3	3-9	.333	1-6	.167	1-2	.500	5	1.7	5	2	0	3	3	8	2.7
Kris Mallarnee	2	3-3	1.000	1-1	1.000	3-7	.429	3	1.5	0	0	0	2	0	10	5.0
Wade Martin	1	0-0	.000	0-0	.000	0-2	.000	0	0.0	0	0	0	0	0	0	0.0
Jake Mays	15	13-20	.650	0-0	.000	3-4	.750	30	2.0	2	0	4	8	12	29	1.9
PJ McCloud	5	4-12	.333	0-3	.000	4-4	1.000	10	2.0	2	4	1	10	14	12	2.4
Zach McCorkle	2	0-2	.000	0-0	.000	0-0	.000	0	0.0	1	1	0	0	0	0	0.0
Michael McCormack	1	0-0	.000	-	-	2-2	1.000	1	1.0	0	0	0	2	4	2	2.0
Marc McCuen	2	0-0	.000	0-0	.000	0-0	.000	0	0.0	0	0	0	0	0	0	0.0
Blake Mealer	10	26-57	.456	5-25	.200	15-20	.750	56	5.6	18	1	4	16	25	72	7.2
Scott Meech	4	24-37	.649	5-9	.556	6-7	.857	19	4.8	11	5	1	8	10	59	14.8
Doug Meinen	3	14-17	.824	0-0	.000	4-4	1.000	4	1.3	5	2	4	5	9	32	10.7
Robert Melick	4	1-2	.500	0-0	.000	0-0	.000	3	0.8	0	1	0	3	1	2	0.5
Ray Miller	1	0-1	.000	0-0	.000	0-0	.000	0	0.0	0	0	0	0	1	0	0.0
Trey Miller	2	1-3	.333	0-1	.000	0-0	.000	1	0.5	0	2	0	1	1	2	1.0

CAREER STATS OF WOOSTER PLAYERS IN NCAA TOURNAMENT GAMES

NAME	GP	FGM-FGA	FG%	3FGM-3FGA	3FG%	FTM-FTA	FT%	REB	RPG	AST	STL	BLK	TO	PF	PTS	PPG
Brian Mitchell	1	0-0	.000	0-0	.000	0-0	.000	0	0.0	0	0	0	0	0	0	0.0
Rodney Mitchell	9	35-70	.500	14-28	.500	15-17	.882	30	3.3	22	10	3	17	16	99	11.0
Kyle Molz	1	0-0	.000	0-0	.000	0-0	.000	0	0.0	0	0	0	0	0	0	0.0
Mike Morgan	3	2-6	.333	1-4	.250	2-5	.400	3	1.0	7	3	0	3	8	7	2.3
Greg Morris	5	8-14	.571	0-0	.000	5-11	.455	19	3.8	5	3	6	7	6	21	4.2
Bryan Nelson	8	59-88	.670	0-6	.000	57-67	.851	85	10.6	18	7	0	32	23	165	20.6
Fred Nevar	2	3-8	.375	-	-	2-2	1.000	5	2.5	3	-	-	4	6	8	4.0
Pat Noles	3	5-22	.227	1-13	.077	0-0	.000	1	0.3	1	0	1	3	6	11	3.7
Nick Nossaman	1	0-1	.000	0-1	.000	0-0	.000	0	0.0	0	0	0	0	0	0	0.0
Evan Pannell	10	25-63	.397	9-27	.333	17-22	.773	33	3.3	10	5	0	6	20	76	7.6
Lamont Paris	3	10-18	.556	1-5	.200	3-4	.750	5	1.7	6	0	1	6	7	24	8.0
Ryan Pedon	3	0-2	.000	0-0	.000	0-0	.000	1	0.3	0	0	0	0	0	0	0.0
Tom Port	13	59-153	.386	33-86	.384	36-49	.735	76	5.8	40	9	15	38	30	187	14.4
Scott Purcell	4	3-5	.600	1-3	.333	0-0	.000	5	1.3	3	2	1	4	5	7	1.8
Kaleb Reed	5	0-0	.000	0-0	.000	0-0	.000	1	0.2	0	0	0	0	0	0	0.0
Jeffrey Requarth	2	1-3	.333	-	-	0-1	.000	6	3.0	0	-	-	2	3	2	1.0
Antwyan Reynolds	5	18-59	.305	6-25	.240	4-4	1.000	10	2.0	13	7	3	14	12	46	9.2
Ryan Ridder	2	0-0	.000	0-0	.000	0-0	.000	0	0.0	0	0	0	0	0	0	0.0
Erich Riebe	2	6-18	.333	1-6	.167	6-6	1.000	4	2.0	2	1	0	3	3	19	9.5
Patrick Roach	2	5-10	.500	-	-	6-8	.750	14	7.0	0	-	-	1	7	16	8.0
Eric Robbins	1	0-0	.000	0-0	.000	0-0	.000	0	0.0	0	0	0	0	0	0	0.0
Greg Ross	2	1-2	.500	0-0	.000	0-0	.000	3	1.5	0	0	0	1	6	2	1.0
Damon Rothhaar	1	2-7	.286	1-4	.250	0-0	.000	3	3.0	1	0	1	1	2	5	5.0
Sam Runner	1	0-0	.000	0-0	.000	0-0	.000	0	0.0	0	0	0	0	0	0	0.0
David Schafer	2	1-3	.333	-	-	0-0	.000	0	0.0	3	-	-	5	0	2	1.0
Gene Schindewolf	2	6-13	.462	-	-	1-5	.200	7	3.5	1	-	-	7	9	13	6.5
Mark Schlabach	3	0-3	.000	0-2	.000	2-2	1.000	0	0.0	2	1	0	1	1	2	0.7
Matt Schlingman	10	25-45	.556	0-0	.000	17-28	.607	35	3.5	5	5	6	15	30	67	6.7
Derek Schwarz	2	2-2	1.000	0-0	.000	1-2	.500	0	0.0	0	0	0	0	1	5	2.5
Keonn Scott	3	8-25	.320	7-19	.368	1-2	.500	8	2.7	8	0	3	5	5	24	8.0
Kendal Sherrod	1	0-1	.000	0-0	.000	0-0	.000	0	0.0	0	0	0	0	0	0	0.0
Timothy Shetzer	2	11-24	.458	-	-	7-9	.778	4	2.0	2	-	-	6	4	29	14.5
Lawrence Shyatt	2	1-1	1.000	-	-	0-1	.000	0	0.0	0	-	-	1	2	2	1.0
Randy Sistrunk	1	3-6	.500	0-1	.000	0-0	.000	3	3.0	0	0	1	1	1	6	6.0
Matt Smith	8	22-47	.468	16-37	.432	4-7	.571	23	2.9	22	10	2	22	18	64	8.0
Ed Snyder	1	1-1	1.000	-	-	0-0	.000	0	0.0	0	-	-	1	0	2	2.0
Ryan Snyder ('04)	10	17-32	.531	7-15	.467	11-13	.846	29	2.9	11	6	1	19	14	52	5.2
Ryan Snyder ('14)	6	7-18	.389	4-9	.444	2-2	1.000	12	2.0	6	1	1	4	9	20	3.3
Blake Southerland	1	0-0	.000	0-0	.000	0-0	.000	0	0.0	0	0	0	0	0	0	0.0
Tim Southerland	1	3-4	.750	2-2	1.000	4-5	.800	4.0	4.0	4	0	0	1	5	12	12.0
Matt Sprang	4	6-19	.316	1-3	.333	0-1	.000	13	3.3	3	1	0	9	6	13	3.3
Mark Stanley	1	3-9	.333	0-3	.000	1-2	.500	1	1.0	3	0	0	0	1	7	7.0
Barry Stephens	1	0-0	.000	-	-	0-0	.000	1	1.0	0	-	-	1	0	0	0.0
Ari Stern	8	6-14	.429	3-8	.375	3-5	.600	16	2.0	9	2	0	5	15	20	2.5
Jeff Stevens	3	0-0	.000	0-0	.000	0-0	.000	1	0.3	0	0	0	0	0	0	0.0
Jordan Stock	2	1-1	1.000	1-1	1.000	0-0	.000	1	0.5	1	0	0	0	1	3	1.5
Michael Stoll	2	10-18	.556	-	-	4-4	1.000	2	1.0	8	-	-	9	3	24	12.0
Brandon Styers	2	0-1	.000	0-0	.000	0-1	.000	6	3.0	0	2	0	1	1	0	0.0
Rob Tenenini	1	0-0	.000	0-0	.000	1-2	.500	0	0.0	0	1	0	0	0	1	1.0
Simon Texidor	2	2-5	.400	2-5	.400	0-0	.000	1	0.5	0	0	0	0	0	6	3.0
John Thompson	1	0-0	.000	0-0	.000	0-0	.000	0	0.0	0	0	0	0	0	0	0.0
Steve Thompson	5	19-45	.422	11-31	.355	6-9	.667	20	4.0	14	8	4	7	14	55	11.0
Doug Thorpe	11	33-80	.413	20-48	.417	18-22	.818	24	2.2	20	11	1	12	16	104	9.5
Trenton Tipton	5	15-33	.455	9-18	.500	7-8	.875	18	3.6	1	3	1	8	9	46	9.2
Christopher Van Buskirk	2	0-0	.000	0-0	.000	0-0	.000	1	0.5	0	0	0	0	1	0	0.0
Andy Van Horn	11	21-40	.525	8-22	.364	12-16	.750	30	2.7	11	4	4	5	22	62	5.6
Brad Vance	3	0-2	.000	0-0	.000	1-2	.500	3	1.0	0	0	0	1	1	1	0.3
Tim Vandervaart	11	63-90	.700	0-0	.000	23-35	.657	64	5.8	10	20	7	21	32	149	13.5
Isaac Ward	3	1-1	1.000	0-0	.000	0-0	.000	1	0.3	0	0	1	0	0	2	0.7
Justin Warnes	13	11-23	.478	4-11	.364	23-24	.958	29	2.2	13	4	4	10	21	49	3.8
Brian Watkins	5	14-23	.609	3-4	.750	5-5	1.000	12	2.4	7	3	0	10	13	36	7.2
Bryan Wickliffe	12	49-84	.583	1-1	1.000	27-39	.692	68	5.7	10	7	5	23	36	126	10.5
David Wilber	2	1-7	.143	-	-	2-2	1.000	7	3.5	4	-	-	0	3	4	2.0
Evan Will	10	16-35	.457	5-11	.455	7-11	.636	36	3.6	7	9	4	9	13	44	4.4
Dontae Williams	3	8-16	.500	0-0	.000	6-9	.667	27	9.0	8	4	5	7	7	22	7.3
Spencer Williams	9	38-95	.400	10-31	.323	16-25	.640	25	2.8	29	5	1	28	17	102	11.3
John Wilson	6	6-13	.462	0-0	.000	5-7	.714	14	2.3	2	1	1	3	5	17	2.8
DeVaughn Wingard	3	6-12	.500	2-5	.400	0-0	.000	8	2.7	1	2	1	3	3	14	4.7
Kyle Witucky	12	27-78	.346	18-52	.346	25-30	.833	42	3.5	34	11	1	26	31	97	8.1
Ryan Wobbe	4	0-1	.000	0-0	.000	0-0	.000	0	0.0	0	0	1	0	1	0	0.0
Steve Wright	1	0-1	.000	0-0	.000	0-0	.000	0	0.0	0	0	0	0	0	0	0.0
Wes Wright	1	0-0	.000	0-0	.000	0-0	.000	1	1.0	0	0	0	0	0	0	0.0
Mike Yeater	2	2-3	.667	2-3	.667	2-2	1.000	1	0.5	0	0	0	1	1	8	4.0
Jamie Yoder	1	0-2	.000	0-1	.000	0-0	.000	0	0.0	0	0	0	0	0	0	0.0
Phil Yontz	1	2-5	.400	0-0	.000	3-3	1.000	3	3.0	1	0	1	1	5	7	7.0
Devin Zagar	1	0-0	.000	0-0	.000	0-0	.000	0	0.0	0	0	0	0	1	0	0.0
George Zambie	2	5-21	.238	-	-	6-7	.857	7	3.5	4	1	0	3	5	16	8.0
Jason Zerger	3	5-10	.500	1-3	.333	6-6	1.000	5	1.7	4	1	2	3	6	17	5.7

bold denotes active players

SUMMARY

Appearances _____	40
*Wooster and Ohio Wesleyan are the only teams in NCAC history to have appeared in every tournament	
Tournament Championships _____	17
1992, 1993, 1995, 1997, 1999, 2000, 2001, 2003, 2004 2007, 2009, 2010, 2011, 2012, 2014, 2017, 2020	
Overall Record _____	83-23
Home _____	62-11
Away _____	5-7
Neutral _____	16-5
#1 Seed _____	42-8
#2 Seed _____	28-8
#3 Seed _____	13-3
#4 Seed _____	0-3
#5 Seed _____	0-1
vs. Allegheny _____	9-2
vs. Case Western Reserve _____	3-0
vs. Denison _____	9-3
vs. DePauw _____	5-1
vs. Earlham _____	6-0
vs. Hiram _____	3-0
vs. Kenyon _____	10-4
vs. Oberlin _____	8-0
vs. Ohio Wesleyan _____	11-4
vs. Wabash _____	8-4
vs. Wittenberg _____	11-5
Quarterfinals _____	35-5
Semifinals _____	31-4
Championship Games _____	17-14

TITLES WON

Wooster _____	17
Wittenberg _____	8
Ohio Wesleyan _____	5
Allegheny _____	3
Wabash _____	3
Denison _____	2
DePauw _____	1
Kenyon _____	1



Ian Franks is one of Wooster's biggest success stories. He went from jayvee player as a first-year to a two-time All-American.

WOOSTER'S NCAC TOURNAMENT LEADERS

25-Point Games

35	Danyon Hempy vs. Allegheny _____	2020 Quarterfinals
34	Dan Fanelly vs. Ohio Wesleyan _____	2017 Championship
33	Reece Dupler vs. Wittenberg _____	2019 Championship
32	Dan Fanelly vs. Denison _____	2017 Semifinals
31	Bryan Nelson vs. Wittenberg _____	2001 Championship
30	Jamir Billings _____	2023 Championship
29	Danyon Hempy vs. Wittenberg _____	2020 Championship
	Scott Meech vs. Case Western Reserve _____	1994 Quarterfinals
28	Dan Fanelly vs. Denison _____	2016 Championship
	James Cooper vs. Oberlin _____	2008 Quarterfinals
27	Danyon Hempy vs. Allegheny _____	2019 Quarterfinals
	Tom Port vs. Earlham _____	2007 Quarterfinals
	Rodney Mitchell vs. Ohio Wesleyan _____	2004 Semifinals
	John Ellenwood vs. Wabash _____	2000 Championship
26	Ashton Price vs. Wittenberg _____	2024 Semifinals
	Nick Everett vs. DePauw _____	2024 Quarterfinals
	Danyon Hempy vs. Denison _____	2020 Semifinals
	James Cooper vs. Ohio Wesleyan _____	2007 Championship
25	Carter Warstler vs. Oberlin _____	2023 Quarterfinals
	Justin Hallowell vs. DePauw _____	2012 Quarterfinals
	Ian Franks vs. Wittenberg _____	2011 Championship
	Ian Franks vs. Ohio Wesleyan _____	2011 Semifinals
	Ian Franks vs. Kenyon _____	2010 Quarterfinals
	Bryan Nelson vs. Wabash _____	2002 Semifinals
	Erich Riebe vs. Ohio Wesleyan _____	1990 Semifinals
	Mike Sheridan vs. Denison _____	1985 Quarterfinals

15-Rebound Games

18	Josh Kipfer vs. Hiram _____	2016 Semifinals
	Mike Trimmer vs. Allegheny _____	1991 Championship
17	Greg Morris vs. Ohio Wesleyan _____	1997 Quarterfinals
16	Dan Fanelly vs. Wabash _____	2015 Semifinals
	Ryan Gorman vs. Denison _____	1998 Semifinals
15	Eric Bulic vs. Wabash _____	2017 Quarterfinals
	Blake Mealer vs. Kenyon _____	2004 Quarterfinals
	Greg Morris vs. Wittenberg _____	1997 Championship
	Greg Morris vs. Denison _____	1997 Semifinals

8-Assist Games

10	Jamir Billings vs. DePauw _____	2024 Quarterfinals
	Mike Morgan vs. Case Western Reserve _____	1994 Quarterfinals
9	Jamir Billings vs. Denison _____	2023 Semifinals
	Mark Stanley vs. Earlham _____	1990 Quarterfinals
8	Jamir Billings vs. Wabash _____	2025 Semifinals
	Ian Franks vs. Denison _____	2009 Quarterfinals
	Blake Mealer vs. Allegheny _____	2003 Championship
	Antwyan Reynolds vs. Allegheny _____	2002 Quarterfinals
	Craig Bradley vs. Ohio Wesleyan _____	1995 Semifinals

4-Block Games

4	Dontae Williams vs. Wittenberg _____	2019 Championship
	Dan Fanelly vs. Ohio Wesleyan _____	2017 Championship
	Alex LaLonde vs. Wabash _____	2015 Semifinals
	Bryan Nelson vs. Kenyon _____	2000 Quarterfinals
	Ryan Gorman vs. Ohio Wesleyan _____	1997 Quarterfinals
	Mike Trimmer vs. Allegheny _____	1989 Championship

5-Steal Games

6	Antwyan Reynolds vs. Allegheny _____	2002 Quarterfinals
	Greg Morris vs. Wittenberg _____	1997 Championship
5	Nate Gaubatz vs. Earlham _____	2001 Semifinals
	Gary Meszaros vs. Kenyon _____	1987 Quarterfinals

100-Point Games (Team)

114	vs. Wabash _____	2000 Championship
107	vs. Oberlin _____	1998 Quarterfinals
106	vs. Denison _____	2015 Quarterfinals
104	vs. Oberlin _____	2008 Quarterfinals
101	vs. Denison _____	2009 Quarterfinals
100	vs. Wittenberg _____	2004 Championship
	vs. Kenyon _____	2000 Semifinals

NCAC TOURNAMENT YEAR-BY-YEAR RESULTS

2025

Quarterfinals – #3 Wooster def. #6 Oberlin 97-80
Semifinals – #3 Wooster def. #2 Wabash 73-57
Final – #1 Denison def. #3 Wooster 79-68
All-Tourney Selections: Jamir Billings, Jaiden Cox-Holloway

2024

Quarterfinals – #2 Wooster def. #7 DePauw 83-80 (ot)
Semifinals – #2 Wooster def. #3 Wittenberg 79-62
Finals – #1 Wabash def. #2 Wooster 75-64
All-Tourney Selections: Nick Everett, Ashton Price

2023

Quarterfinals – #1 Wooster def. #8 Oberlin 92-77
Semifinals – #1 Wooster def. #4 Denison 79-54
Finals – #2 Wabash def. #1 Wooster 81-80
All-Tourney Selections: Jamir Billings, Nick Everett

2022

Quarterfinals – #2 Wooster def. #7 Allegheny 86-79
Semifinals – #2 Wooster def. #6 DePauw 75-59
Finals – #1 Wabash def. #2 Wooster 85-84 (ot)
All-Tourney Selections: Nick Everett, Elijah Meredith

2021

Canceled due to COVID-19

2020

Quarterfinals – #3 Wooster def. #6 Allegheny 92-66
Semifinals – #3 Wooster def. #7 Denison 74-62
Finals – #3 Wooster def. #1 Wittenberg 87-63
All-Tourney Selections: Danyon Hempy (MVP), Trenton Tipton

2019

Quarterfinals – #1 Wooster def. #8 Allegheny 91-89
Semifinals – #1 Wooster def. #4 DePauw 73-52
Finals – #2 Wittenberg def. #1 Wooster 79-75
All-Tourney Selections: Eric Bulic, Reece Dupler

2018

Quarterfinals – #2 Wooster def. #7 DePauw 70-63
Semifinals – #3 Ohio Wesleyan def. #2 Wooster 88-87 (ot)
All-Tourney Selection: Alex Baptiste

2017

Quarterfinals – #2 Wooster def. #7 Wabash 89-68
Semifinals – #2 Wooster def. #3 Denison 87-77
Finals – #2 Wooster def. #1 Ohio Wesleyan 76-72
All-Tourney Selections: Dan Fanelly (MVP), Spencer Williams

2016

Quarterfinals – #2 Wooster def. #7 Oberlin 78-63
Semifinals – #2 Wooster def. #3 Hiram 92-79
Finals – #4 Denison def. #2 Wooster 92-81 (ot)
All-Tourney Selections: Dan Fanelly, Josh Kipfer

2015

Quarterfinals – #2 Wooster def. #7 Denison 106-68
Semifinals – #2 Wooster def. #3 Wabash 68-55
Finals – #4 DePauw def. #2 Wooster 69-56
All-Tourney Selections: Dan Fanelly, Evan Pannell

2014

Quarterfinals – #1 Wooster def. #8 Oberlin 89-56
Semifinals – #1 Wooster def. #4 Ohio Wesleyan 78-67
Finals – #1 Wooster def. #3 Wittenberg 71-63
All-Tourney Selections: Kenny DeBoer (MVP), Evan Pannell

2013

Quarterfinals – #1 Wooster def. #8 Oberlin 74-47
Semifinals – #1 Wooster def. #5 Wittenberg 78-66
Finals – #2 Ohio Wesleyan def. #1 Wooster 76-66
All-Tourney Selections: Evan Pannell, Doug Thorpe

2012

Quarterfinals – #2 Wooster def. #7 DePauw 59-51
Semifinals – #2 Wooster def. #3 Ohio Wesleyan 89-80
Finals – #2 Wooster def. #5 Denison 53-51
All-Tourney Selections: Justin Hallowell (MVP), Matt Fegan

2011

Quarterfinals – #1 Wooster def. #8 Allegheny 62-57
Semifinals – #1 Wooster def. #4 Ohio Wesleyan 70-62
Finals – #1 Wooster def. #2 Wittenberg 82-68
All-Tourney Selections: Ian Franks (MVP), Bryan Wickliffe

2010

Quarterfinals – #1 Wooster def. #8 Kenyon 73-59
Semifinals – #1 Wooster def. #5 Ohio Wesleyan 87-70
Finals – #1 Wooster def. #3 Wittenberg 88-77
All-Tourney Selections: Nathan Balch (MVP), Ian Franks

2009

Quarterfinals – #1 Wooster def. #8 Denison 101-68
Semifinals – #1 Wooster def. #4 Kenyon 89-71
Finals – #1 Wooster def. #6 Wabash 84-72
All-Tourney Selections: Justin Hallowell (MVP), Ian Franks

2008

Quarterfinals – #1 Wooster def. #8 Oberlin 104-71
Semifinals – #5 Wabash def. #1 Wooster 87-63
All-Tourney Selection: James Cooper

2007

Quarterfinals – #1 Wooster def. #8 Earlham 94-76
Semifinals – #1 Wooster def. #5 Wabash 92-80
Finals – #1 Wooster def. #3 Ohio Wesleyan 86-51
All-Tourney Selections: James Cooper (MVP), Tom Port

2006

Quarterfinals – #1 Wooster def. #8 Kenyon 96-44
Semifinals – #1 Wooster def. #5 Earlham 84-74
Finals – #2 Wittenberg def. #1 Wooster 71-69
All-Tourney Selections: James Cooper, Tim Vandervaart

2005

Quarterfinals – #1 Wooster def. #8 Kenyon 95-56
Semifinals – #1 Wooster def. #5 Earlham 84-52
Finals – #2 Wittenberg def. #1 Wooster 61-59
All-Tourney Selections: James Cooper, Matt Schlingman

2004

Quarterfinals – #2 Wooster def. #7 Kenyon 87-49
Semifinals – #2 Wooster def. #3 Ohio Wesleyan 72-67
Finals – #2 Wooster def. #1 Wittenberg 100-71
All-Tourney Selections: Tom Port (MVP), Blake Mealer, Rodney Mitchell

2003

Quarterfinals – #1 Wooster def. #8 Hiram 73-51
Semifinals – #1 Wooster def. #4 Wabash 76-66
Finals – #1 Wooster def. #3 Allegheny 93-71
All-Tourney Selections: Blake Mealer (MVP), Bryan Nelson, Kyle Witucky

2002

Quarterfinals – #2 Wooster def. #7 Allegheny 82-72
Semifinals – #2 Wooster def. #3 Wabash 83-80
Finals – #1 Wittenberg def. #2 Wooster 58-57
All-Tourney Selections: Bryan Nelson, Antwyan Reynolds

2001

Quarterfinals – #2 Wooster def. #7 Hiram 73-64
Semifinals – #2 Wooster def. #3 Earlham 90-79
Finals – #2 Wooster def. #1 Wittenberg 59-56
All-Tourney Selections: Bryan Nelson (MVP), Antwyan Reynolds

2000

Quarterfinals – #1 Wooster def. #8 Kenyon 100-50
Semifinals – #1 Wooster def. #4 Earlham 90-64
Finals – #1 Wooster def. #2 Wabash 114-91
All-Tourney Selections: John Ellenwood (MVP), Bryan Nelson, Antwyan Reynolds

1999

Quarterfinals – #1 Wooster def. #8 Kenyon 89-59
Semifinals – #1 Wooster def. #4 Case Reserve 71-54
Finals – #1 Wooster def. #3 Allegheny 89-69
All-Tourney Selections: John Ellenwood (MVP), Ryan Gorman

1998

Quarterfinals – #1 Wooster def. #8 Oberlin 107-57
Semifinals – #1 Wooster def. #4 Denison 79-57
Finals – #3 Allegheny def. #1 Wooster 66-64
All-Tourney Selections: John Ellenwood, Matt Sprang

1997

Quarterfinals – #3 Wooster def. #6 Ohio Wesleyan 70-45
Semifinals – #3 Wooster def. #2 Denison 68-64
Finals – #3 Wooster def. #1 Wittenberg 51-44
All-Tourney Selections: Greg Morris (MVP), Ryan Gorman, Rick Hochstetler

1996

Quarterfinals – #7 Ohio Wesleyan def. #2 Wooster 71-62

1995

Quarterfinals – #1 Wooster def. #8 Allegheny 71-57
Semifinals – #1 Wooster def. #4 Ohio Wesleyan 67-50
Finals – #1 Wooster def. #2 Wittenberg 71-67
All-Tourney Selections: Rowell Fernandez (MVP), Scott Meech

1994

Quarterfinals – #3 Wooster def. #6 Case Reserve 61-52
Semifinals – #2 Kenyon def. #3 Wooster 71-53

1993

Quarterfinals – #3 Wooster def. #6 Denison 79-68
Semifinals – #3 Wooster def. #2 Allegheny 67-57
Finals – #3 Wooster def. #5 Kenyon 64-48
All-Tourney Selections: Brian Buchanan (MVP), Scott Meech

1992

Quarterfinals – #2 Wooster def. #7 Kenyon 58-43
Semifinals – #2 Wooster def. #3 Ohio Wesleyan 81-51
Finals – #2 Wooster def. #1 Wittenberg 61-54
All-Tourney Selections: Erich Riebe (MVP), Scott Meech

1991

Quarterfinals – #1 Wooster def. #8 Oberlin 92-41
Semifinals – #1 Wooster def. #5 Kenyon 70-55
Finals – #2 Wittenberg def. #1 Wooster 65-48
All-Tourney Selection: Tim Southerland

1990

Quarterfinals – #3 Wooster def. #6 Earlham 69-49
Semifinals – #2 Ohio Wesleyan def. #3 Wooster 75-71

1989

Quarterfinals – #2 Wooster def. #7 Case Reserve 80-55
Semifinals – #2 Wooster def. #3 Ohio Wesleyan 60-57
Finals – #1 Allegheny def. #2 Wooster 56-54

1988

Quarterfinals – #5 Kenyon def. #4 Wooster 65-64

1987

Quarterfinals – #5 Kenyon def. #4 Wooster 68-66

1986

Quarterfinals – #4 Kenyon def. #5 Wooster 65-59

1985

Quarterfinals – #5 Denison def. #4 Wooster 63-60

ALL-TIME SERIES RESULTS

TEAM	W-L	FIRST	LAST	SCORE	TEAM	W-L	FIRST	LAST	SCORE
		MEETING	MEETING				MEETING	MEETING	
Adrian	6-1	1949-50	2012-13	56-57	Earlham	49-2	1965-66	2009-10	90-72
Air Force	0-1	1974-75	1974-75	48-78	Edgewood	1-0	2023-24	2023-24	84-61
Akron	35-57	1901-02	1998-99	61-82	Edinboro	1-0	2001-02	2001-02	74-57
Albion	13-5	1948-49	2022-23	77-71	Elmhurst	1-0	2002-03	2002-03	70-59
Allegheny	78-20	1905-06	2021-22	86-79	Emerson	1-0	2022-23	2022-23	63-56
Allentown	1-0	1993-94	1993-94	67-60	Emory & Henry	2-1	1990-91	2017-18	77-68
Alma	4-1	1959-60	1978-79	95-77	Endicott	1-0	2015-16	2015-16	91-83
American International	1-0	1971-72	1971-72	72-66	Farmingdale State	1-0	2007-08	2007-08	106-81
Amherst	0-1	2006-07	2006-07	60-67	Findlay	9-3	1930-31	1971-72	69-58
Anderson (Ind.)	2-0	2010-11	2011-12	70-54	Franklin	2-0	1972-73	1984-85	80-56
Antioch	1-0	1922-23	1922-23	29-14	Fredonia State	2-1	1963-64	1976-77	68-69
Arizona Christian	0-1	2013-14	2013-14	60-62	Gannon	0-1	1999-00	1999-00	53-95
Ashland	58-21	1923-24	1994-95	78-71	Geneva	7-7	1902-03	2011-12	100-48
Augustana	1-0	1968-69	1968-69	74-53	Georgetown (Ky.)	1-0	2006-07	2006-07	80-73
Aurora	1-0	2000-01	2000-01	96-90	Gettysburg	2-0	1981-82	2008-09	79-66
Babson	0-1	2024-25	2024-25	61-69	Goucher	0-1	1998-99	1998-99	62-67
Baldwin Wallace	46-22	1904-05	2013-14	76-71	Grace	0-2	1982-83	1983-84	55-78
Baruch	2-0	2010-11	2018-19	81-57	Grove City	23-13	1904-05	2019-20	62-67
Bates	1-0	1970-71	1970-71	104-74	Guilford	0-1	2009-10	2009-10	68-75
Beloit	1-0	1940-41	1940-41	58-32	Hamilton	3-1	1958-59	1981-82	53-63
Benedictine (Ill.)	3-0	2002-03	2010-11	74-68	Hampden-Sydney	1-1	1998-99	2002-03	78-74
Bethany	6-1	1971-72	2010-11	79-52	Hanover	6-3	1982-83	2018-19	57-47
Blackburn	1-0	1996-97	1996-97	70-51	Harpur	1-0	1958-59	1958-59	98-53
Bluffton	4-0	1960-61	1986-87	92-77	Hartwick	3-0	1963-64	1995-96	75-70
Bowling Green	4-1	1938-39	1980-81	66-75	Harvard	0-1	1997-98	1997-98	61-77
Brockport State	3-1	1971-72	2019-20	94-90	Haverford	2-0	1988-89	1989-90	93-53
Buffalo State	1-4	1985-86	1985-86	56-73	Hawaii-Hilo	0-1	2008-09	2008-09	77-90
Buffalo	1-2	1962-63	1969-70	91-83	Hawaii Pacific	1-0	2024-25	2024-25	45-43
Cabrini	4-1	2006-07	2015-16	79-59	Heidelberg	42-20	1906-07	2022-23	68-65
California Baptist	0-1	2006-07	2006-07	89-94	Hiram	97-20	1901-02	2024-25	85-72
California-San Diego	1-0	1996-97	1996-97	84-75	Hobart	2-0	1937-38	2016-17	85-72
Calvin	5-5	1959-60	2022-23	66-64	Hofstra	0-1	1965-66	1965-66	56-63
Canisius	0-1	1943-44	1943-44	25-33	Hope	6-2	1950-51	2014-15	78-75
Capital	16-23	1955-56	2011-12	92-79	Huntington	1-0	1999-00	1999-00	58-54
Carnegie Mellon	7-3	1966-67	2012-13	79-67	Illinois Wesleyan	2-2	1978-79	2017-18	72-68
Carroll	1-0	1993-94	1993-94	99-69	John Carroll	22-9	1927-28	2023-24	86-91
Carthage	0-1	2000-01	2000-01	80-88	Johnson & Wales (R.I.)	1-0	2024-25	2024-25	W, 84-63
Case Western Reserve	114-29	1903-04	2024-25	83-76	Kalamazoo	7-3	1949-50	2009-10	70-41
Cedarville	2-1	1909-10	2007-08	61-65	Keene State	1-0	2019-20	2019-20	W, 93-76
Central	1-0	1994-95	1994-95	79-64	Kent State	14-10	1930-31	1989-90	48-83
Central Michigan	0-1	1959-60	1959-60	56-73	Kent State-Canton	2-0	1948-49	1949-50	84-60
Central State	2-2	1962-63	1968-69	31-57	Kentucky Southern	1-1	1966-67	1967-68	84-91
Centre	1-0	2006-07	2006-07	73-56	Kentucky Wesleyan	0-1	1972-73	1972-73	56-93
Chicago	2-0	1989-90	2000-01	89-57	Kenyon	160-30	1901-02	2024-25	82-76
Christopher Newport	0-1	2015-16	2015-16	61-81	Kings Point	2-0	1995-96	2002-03	93-70
Cincinnati	2-2	1922-23	1942-43	39-40	Knox	1-0	1984-85	1984-85	106-76
Cincinnati Christian	1-0	2010-11	2010-11	103-78	Knoxville	0-1	1977-78	1977-78	76-84
Clarion	0-1	1976-77	1976-77	83-84	La Roche	1-0	2024-25	2024-25	84-58
Claremont-Mudd	0-1	1992-93	1992-93	57-71	Lake Erie	5-1	1990-91	2007-08	84-86
Cleveland Chiropractic	3-1	1928-29	1934-35	24-37	Lake Forest	2-1	1957-58	1967-68	84-60
Cleveland State	7-2	1933-34	1969-70	86-70	Lancaster Bible	1-0	2015-16	2015-16	96-83
Colby	2-0	1990-91	1998-99	71-60	Lebanon Valley	1-0	1992-93	1992-93	66-55
College of New Jersey	1-0	2005-06	2005-06	62-53	Lehigh	1-0	1936-37	1936-37	45-21
Cortland State	1-1	1979-80	1983-84	74-72	Lehman	1-0	1985-86	1985-86	60-52
Davis/Elkins	1-0	1972-73	1972-73	88-66	Lewis & Clark	0-2	2016-17	2021-22	67-72
Dayton	0-1	1922-23	1922-23	24-28	Lock Haven	2-0	1975-76	1979-80	87-81
Defiance	5-2	1939-40	2016-17	98-63	Luther	1-0	2002-03	2002-03	59-36
Denison	114-57	1905-06	2024-25	68-79	Lycoming	1-0	1987-88	1987-88	75-50
Denver	0-1	1974-75	1974-75	59-86	Lynchburg	1-0	2021-22	2021-22	88-78
DePauw	28-9	1976-77	2024-25	70-76	MacMurray	2-1	1967-68	2003-04	93-55
Dickinson	2-1	1995-96	2013-14	64-67	Maine	0-1	1964-65	1964-65	91-98
Duquesne	1-7	1935-36	1942-43	30-40	Malone	5-1	1972-73	1995-96	72-66
Dyke	5-0	1977-78	1989-90	97-72	Manchester	1-1	1952-53	2010-11	47-45

ALL-TIME SERIES RESULTS

TEAM	W-L	FIRST MEETING	LAST MEETING	SCORE	TEAM	W-L	FIRST MEETING	LAST MEETING	SCORE
Manhattanville	0-1	1981-82	1981-82	47-56	Shenandoah	1-0	2004-05	2004-05	69-63
Mansfield State	1-0	1980-81	1980-81	70-56	Silver Lake	1-0	2015-16	2015-16	89-48
Marian	0-2	1979-80	1984-85	62-63	Skidmore	0-1	2015-16	2015-16	63-72
Marietta	30-23	1910-11	2016-17	70-99	Slippery Rock	5-2	1949-50	1966-67	74-68
Mass.-Boston	1-0	1990-91	1990-91	73-68	Southwestern (Texas)	1-0	2001-02	2001-02	76-55
Marymount	1-0	1998-99	1998-99	81-72	Steubenville	4-2	1950-51	1976-77	69-61
Maryville (Tenn.)	1-0	2011-12	2011-12	70-63	St. Andrews	1-0	1988-89	1988-89	69-59
Medaille	2-0	2017-18	2019-20	110-100	St. Francis (Ill.)	1-0	2004-05	2004-05	73-39
Messiah	1-0	2008-09	2008-09	86-77	St. Joseph's (Conn.)	1-0	2023-24	2023-24	93-90
Methodist	1-0	2005-06	2005-06	77-64	St. Joseph's (Maine)	1-0	2017-18	2017-18	65-57
Miami	3-1	1912-13	1941-42	47-25	St. John Fisher	2-1	2016-17	2019-20	81-80
Millikin	0-1	1986-87	1986-87	64-75	St. Mary's (Md.)	3-0	2007-08	2015-16	49-35
Misericordia	1-0	2014-15	2014-15	84-59	St. Thomas (Minn.)	2-3	2001-02	2010-11	54-78
Monmouth	0-1	1931-32	1931-32	34-48	Suffolk	1-0	2023-24	2023-24	75-55
Mount Aloysius	1-0	2022-23	2022-23	86-56	Sul Ross State	0-1	2018-19	2018-19	84-88
Mount St. Joseph	2-0	2012-13	2018-19	84-54	Swarthmore	1-0	1977-78	1977-78	72-65
Mount Saint Mary's	0-1	1982-83	1982-83	55-67	Tampa	0-1	1983-84	1983-84	53-72
Mount Union	71-55	1900-01	2024-25	79-73	Taylor	0-2	1983-84	1985-86	63-65
Muhlenberg	1-1	1982-83	1984-85	60-53	Tennessee Temple	0-1	1983-84	1983-84	69-72
Muskingum	30-30	1929-30	2021-22	66-68	Texas Lutheran	0-1	2001-02	2001-02	71-74
New Hampshire	0-1	1972-73	1972-73	46-58	Thomas More	4-0	1973-74	1999-00	108-72
New Jersey City	0-1	2018-19	2018-19	81-75	Thiel	6-0	2000-01	2013-14	88-53
North Carolina Wesleyan	1-0	2009-10	2009-10	87-69	Tiffin	2-1	1989-90	1997-98	71-83
North Central	1-1	1978-79	2016-17	72-77	Transylvania	5-3	1971-72	2012-13	62-68
North Park	0-1	1978-79	1978-79	63-90	Trinity	1-0	1990-91	1990-91	93-54
Notre Dame (Ohio)	1-0	2007-08	2007-08	87-71	UC Santa Cruz	1-0	2021-22	2021-22	80-71
Oakland	3-2	1970-71	1974-75	73-50	Urbana	1-0	1969-70	1969-70	90-85
Oberlin	125-37	1902-03	2024-25	97-80	Vassar	1-0	1987-88	1987-88	90-62
Ohio	4-3	1911-12	1917-18	19-33	Wabash	47-20	1946-47	2024-25	73-57
Ohio Dominican	2-0	1998-99	2004-05	82-75	Walsh	8-3	1964-65	2007-08	89-88
Ohio Northern	29-17	1914-15	2022-23	72-57	Washington (Md.)	0-1	1982-83	1982-83	67-77
Ohio State	4-7	1904-05	1939-40	35-64	Washington-St. Louis	0-3	2006-07	2016-17	91-94
Ohio Wesleyan	112-62	1905-06	2024-25	82-58	Washington & Jefferson	7-4	1936-37	2008-09	70-72
Olivet	1-0	1994-95	1994-95	102-54	Washington & Lee	1-0	1991-92	1991-92	76-53
Oneonta State	2-0	1973-74	1991-92	115-70	Wayne	1-0	1936-37	1936-37	43-41
Oswego State	1-0	2015-16	2015-16	66-65	Waynesburg	3-0	1963-64	1967-68	101-86
Otterbein	39-25	1914-15	2024-25	88-77	Wesley	1-0	2007-08	2007-08	94-61
Parsons	0-1	1964-65	1964-65	80-83	Wesleyan	2-0	1979-80	1988-89	73-58
Penn State Behrend	1-2	1985-86	2012-13	62-44	West Chester State	1-0	1965-66	1965-66	66-63
Philadelphia Textile	0-1	1970-71	1970-71	81-83	Westminster (Pa.)	8-6	1904-05	2005-06	133-110
Pitt.-Bradford	4-0	2001-02	2024-25	114-96	Westmont	1-0	2013-14	2013-14	53-47
Pittsburgh	3-3	1905-06	1913-14	22-46	Wheaton (Ill.)	4-1	1977-78	2018-19	70-78
Point Park	1-1	1968-69	1969-70	75-94	Whitman	0-2	2016-17	2018-19	78-89
Pomona-Pitzer	3-0	1992-93	2006-07	97-77	Whitworth	2-0	2010-11	2019-20	87-82
Potsdam State	1-0	2003-04	2003-04	70-56	Widener	0-1	2023-24	2023-24	68-72
Ramapo	1-0	2002-03	2002-03	68-64	Wilberforce	4-0	1972-73	1972-73	94-74
Randolph-Macon	1-1	2005-06	2009-10	65-72	William Carey	1-0	2010-11	2010-11	72-55
Rider	3-1	1936-37	1941-42	65-40	Williams	1-1	2002-03	2010-11	73-71
Rio Grande	4-0	1945-46	1996-97	72-67	Wilmington	8-0	1941-42	2019-20	86-65
Ripon	1-0	2021-22	2021-22	83-71	Wis.-La Crosse	1-0	2014-15	2014-15	66-58
Roanoke	0-1	1993-94	1993-94	58-62	Wis.-Platteville	0-1	2008-09	2008-09	67-76
Rochester	5-3	1908-09	2023-24	78-60	Wis.-Stout	1-0	2005-06	2005-06	90-82
Roger Williams	1-0	1993-94	1993-94	77-40	Wis.-Whitewater	1-0	2009-10	2009-10	87-78
Rollins	0-1	1983-84	1983-84	75-83	Wittenberg	70-61	1911-12	2024-25	50-60
Rose-Hulman	0-2	1979-80	2023-24	80-82	Worcester Polytech	2-0	1990-91	2017-18	76-75
Rowan	0-1	2023-24	2023-24	77-78	Wright State	0-1	1986-87	1986-87	75-100
Saint Vincent	3-0	2013-14	2021-22	75-57	Yeshiva	1-0	2024-25	2024-25	85-64
Salisbury	0-1	2015-16	2015-16	50-67	York	1-0	1982-83	1982-83	56-50
Savannah Art & Design	1-1	2000-01	2000-01	78-83	Youngstown State	0-3	1964-65	1987-88	58-61
Scranton	3-0	1993-94	2002-03	75-64					
Sacred Heart (P.R.)	1-0	2011-12	2011-12	78-50					
Sewanee	1-0	1994-95	1994-95	83-73					
Shawnee State	1-0	1998-99	1998-99	88-67					

Bold indicates NCAC opponents

GAME-BY-GAME RESULTS

1901 (0-2)

No Coach

Mt. Union _____ L, 4-11
Mt. Union _____ L, 0-40

1902 (2-2)

No Coach

J18 at Kenyon _____ W, 17-14
F4 BUCHTEL _____ W, 56-12
F14 at Hiram _____ L, 9-32
M7 HIRAM _____ L, 12-27

1903 (2-3)

Coach - L.W. St. John

J16 Buchtel _____ W, 36-9
F7 Oberlin _____ L, 18-22
F14 Buchtel _____ L, 13-24
F21 Geneva _____ L, 20-27
M14 Kenyon _____ W, 18-15

1904 (2-4)

Coach - L.W. St. John

J23 Kenyon _____ W, 31-24
J30 Case Tech _____ W, 27-26
F19 Buchtel _____ L, 20-49
F20 Hiram _____ L, 16-45
F27 Case Tech _____ L, 27-35
M12 Hiram _____ L, 23-29

1905 (3-8)

Coach - L.W. St. John

J14 at Oberlin _____ L, 24-32
J21 BERE A _____ W, 48-20
J28 BUCHTEL _____ W, 51-14
F4 at Hiram _____ L, 14-26
F9 OHIO STATE _____ L, 19-37
F18 MT. UNION _____ W, 35-21
F25 HIRAM _____ L, 16-45
BUCHTEL _____ L, 19-49
M10 at Grove City _____ L, 15-44
M11 at Westminster _____ L, 22-53
CASE TECH _____ L, 31-35

1906 (7-3)

Coach - L.W. St. John

J1 at Pittsburgh _____ W, 42-17
J13 at Oberlin _____ L, 22-28
J20 KENYON _____ W, 50-7
J26 OBERLIN _____ W, 33-16
F3 OHIO WESLEYAN _____ W, 28-8
F9 at Allegheny _____ L, 21-32
F10 at Pittsburgh _____ W, 21-17
F22 at Ohio Wesleyan _____ W, 37-22
F23 at Ohio State _____ L, 11-30
M1 DENISON _____ W, 34-28

1907 (8-4)

Coach - L.W. St. John

J12 HEIDELBERG _____ W, 64-12
J19 KENYON _____ W, 44-9
J26 at Kenyon _____ W, 23-13
F2 at Oberlin _____ L, 22-28
F14 DENISON _____ W, 25-20
F15 OHIO STATE _____ W, 29-28
F22 at Ohio Wesleyan _____ L, 20-33
F23 at Denison _____ W, 24-11
F28 ALLEGHENY _____ W, 30-22
M5 OBERLIN _____ L, 18-21
M9 at Ohio State _____ L, 14-22
M16 OHIO WESLEYAN _____ W, 28-8

1908 (10-6)

Coach - L.W. St. John

J11 MT. UNION _____ W, 36-10
J18 KENYON _____ W, 63-22
J25 at Oberlin _____ L, 20-26
F1 OBERLIN _____ W, 32-20
F8 OHIO WESLEYAN _____ W, 37-20
F15 DENISON _____ W, 33-22
F19 at Mt. Union _____ L, 15-19
F22 BUCHTEL _____ W, 44-17
F29 OHIO STATE _____ W, 30-20
M2 PITTSBURGH _____ W, 30-11
M6 at Ohio State _____ W, 20-18
M7 at Ohio Wesleyan _____ L, 12-16
M13 at Allegheny _____ L, 24-35
M14 at Pittsburgh _____ L, 28-36
M18 at Mt. Union _____ W, 25-13
Buchtel _____ L, 24-33

1909 (10-2)

Coach - L.W. St. John

J23 HIRAM _____ W, 26-25
J30 BUCHTEL _____ W, 19-17
F6 at Ohio State _____ W, 28-24
F8 at Ohio Wesleyan _____ W, 26-25
F13 at Oberlin _____ L, 16-27
F19 RESERVE _____ W, 34-10
F22 ROCHESTER _____ W, 25-22
F26 OBERLIN _____ W, 17-16
M6 DENISON _____ W, 41-21
M9 OHIO WESLEYAN _____ W, 26-19
M12 OHIO STATE _____ L, 13-26
Buchtel _____ W, 23-15

1910 (8-4)

Coach - W.E. Johnson

Ohio Wesleyan _____ W, 27-23
Cedarville _____ W, 37-14
Kenyon _____ W, 26-10
Baldwin-Wallace _____ L, 30-31
Denison _____ W, 20-14
Akron _____ W, 28-21
Mt. Union _____ W, 35-16
Ohio State _____ L, 16-40
Ohio Wesleyan _____ L, 19-21
Akron _____ W, 28-14
Oberlin _____ L, 14-21
Ohio Wesleyan _____ W, 20-19

1911 (7-3)

Coach - W.E. Johnson

Oberlin _____ L, 20-43
Mt. Union _____ W, 15-9
Buchtel _____ W, 23-22
Ohio Wesleyan _____ W, 43-25
Oberlin _____ L, 18-19
Baldwin-Wallace _____ W, 30-14
Ohio Wesleyan _____ W, 29-16
Kenyon _____ W, 26-22
Denison _____ W, 35-26
Marietta _____ L, 15-18

1912 (8-3)

Coach - H.B. Lloyd

J20 WITTENBERG _____ W, 59-12
at Denison _____ L, 39-41
RESERVE _____ W, 24-23
CASE TECH _____ W, 34-22
OHIO _____ W, 46-11
at Ohio Wesleyan _____ W, 36-29
OHIO WESLYAN _____ L, 25-30
M2 at Reserve _____ L, 25-30
MARIETTA _____ W, 39-24
KENYON _____ W, 33-10
at Case Tech _____ W, 31-21

1913 (6-4)

Coach - H.B. Lloyd

OBERLIN _____ L, 30-36
KENYON _____ W, 65-5
DENISON _____ W, 35-30
at Wittenberg _____ W, 30-18
at Ohio Wesleyan _____ L, 29-45
MIAMI _____ W, 55-19
at Oberlin _____ L, 28-39
OHIO WESLEYAN _____ L, 7-76
OHIO _____ W, 40-23
at Pittsburgh _____ L, 29-30
at Kenyon _____ W, 75-20

1914 (0-12)

Coach - C.C. Childs

DENISON _____ L, 8-83
at Ohio Wesleyan _____ L, 15-53
AKRON _____ L, 26-33
OHIO WESLYEYAN _____ L, 14-50
at Baldwin-Wallace _____ L, 12-50
at Oberlin _____ L, 9-54
RESERVE _____ L, 25-28
at Mt. Union _____ L, 7-27
WITTENBERG _____ L, 22-35
KENYON _____ L, 18-31
at Denison _____ L, 7-84
at Pittsburgh _____ L, 22-46

1915 (5-10)

Coach - H.F. Tuttle

at Ohio Northern _____ L, 17-24
at Ohio Wesleyan _____ L, 19-51
at Baldwin-Wallace _____ L, 29-32
KENYON _____ L, 23-34
MIAMI _____ L, 26-30
OTTERBEIN _____ W, 33-28
OHIO _____ W, 25-22
AKRON _____ W, 34-30
CASE TECH _____ W, 44-28
at Ohio _____ L, 20-50
at Otterbein _____ L, 19-50
MT. UNION _____ L, 16-33
WITTENBERG _____ L, 25-29
at Mt. Union _____ L, 18-29
at Case Tech _____ W, 21-20

1916 (8-7)

Coach - L.C. Boles

AKRON _____ W, 33-23
at Marietta _____ L, 22-51
at Ohio _____ L, 13-31
CASE TECH _____ W, 30-27
at Oberlin _____ L, 19-27
at Allegheny _____ L, 16-47
at Geneva _____ L, 15-24
BALDWIN-WALLACE _____ W, 54-25
WITTENBERG _____ W, 32-27
at Baldwin-Wallace _____ W, 49-22
at Case Tech _____ L, 28-44
at Ohio Wesleyan _____ L, 22-29
KENYON _____ W, 30-17
at Akron _____ W, 38-19
RESEVRE _____ W, 27-25

1917 (5-8)

Coach - L.C. Boles

AKRON _____ L, 20-36
CASE TECH _____ L, 13-18
OHIO _____ W, 28-24
at Baldwin-Wallace _____ W, 26-22
DENISON _____ L, 13-31
at Akron _____ L, 17-39
GENEVA _____ W, 29-20
OTTERBEIN _____ W, 29-21
at Case Tech _____ L, 14-47
BALDWIN-WALLACE _____ W, 20-12
HIRAM _____ L, 22-25
at Denison _____ L, 24-32
at Kenyon _____ L, 18-28

1918 (4-9)

Coach - L.C. Boles

AKRON _____ L, 16-35
CASE TECH _____ L, 15-30
at Baldwin-Wallace _____ W, 23-16
MT. UNION _____ L, 25-26
at Akron _____ L, 15-23
at Ohio Northern _____ L, 22-26
BALDWIN-WALLACE _____ W, 44-18
at Ohio _____ L, 19-33
DENISON _____ W, 29-10
at Denison _____ L, 19-33
at Case Tech _____ L, 15-34
at Mt. Union _____ L, 18-25
vs. Kenyon _____ W, 32-22

1919 (6-8)

Coach - L.C. Boles

vs. Kenyon _____ W, 21-19
vs. Heidelberg _____ L, 11-13
vs. Ohio Northern _____ W, 29-14
at Denison _____ L, 6-38
at Kenyon _____ L, 16-21
at Baldwin-Wallace _____ W, 32-11
at Case Tech _____ L, 23-29
vs. Akron _____ L, 12-40
DENISON _____ L, 20-28
MT. UNION _____ W, 26-23
at Baldwin-Wallace, _____ W, 28-15
vs. Case Tech _____ W, 24-22
at Mt. Union _____ L, 11-39
vs. Akron _____ L, 8-21

1920 (11-4)

Coach - L.C. Boles

Ohio State _____ L, 19-40
Ohio Northern _____ W, 30-20
Baldwin-Wallace _____ W, 45-9
Denison _____ W, 34-21
Case Tech _____ W, 44-19
Mt. Union _____ W, 27-21
Akron _____ L, 12-29
Hiram _____ W, 36-18
Case Tech _____ W, 35-24
Ohio Wesleyan _____ L, 16-31
Akron _____ L, 13-20
Baldwin-Wallace _____ W, 32-15
Reserve _____ W, 22-15
Kenyon _____ W, 37-26
Wittenberg _____ W, 28-23

1921 (8-5)

Coach - L.C. Boles

J13 Western Reserve _____ W, 39-10
J15 Ohio Wesleyan _____ L, 14-15
J20 Denison _____ W, 28-25
J22 Case Tech _____ W, 27-26
J29 Heidelberg _____ W, 38-15
F4 Akron _____ L, 19-21
F12 Case Tech _____ W, 32-19
F17 Denison _____ L, 26-30
F22 Western Reserve _____ W, 25-20
F26 Akron _____ L, 15-36
M4 Wittenberg _____ L, 26-48
M5 Kenyon _____ W, 49-27
Mt. Union _____ W, 32-26

1922 (14-1)

Coach - L.C. Boles

OAC Champions

Kenyon _____ W, 53-27
Reserve _____ W, 24-21
Denison _____ L, 27-32
Case Tech _____ W, 28-18
Mt. Union _____ W, 23-21
Hiram _____ W, 47-11
Akron _____ W, 25-20
Denison _____ W, 29-12
Case Tech _____ W, 27-17
Mt. Union _____ W, 35-15
Reserve _____ W, 26-21
Akron _____ W, 34-28
Heidelberg _____ W, 45-26
Ohio Wesleyan _____ W, 29-14
Wittenberg _____ W, 29-22

1923 (10-8)

Coach - L.C. Boles

Antioch _____ W, 29-14
Kenyon _____ W, 28-23
Reserve _____ W, 27-19
Mt. Union _____ W, 18-17
Denison _____ L, 14-30
Case Tech _____ W, 20-19
Akron _____ L, 15-19
Denison _____ W, 24-21
Mt. Union _____ L, 12-26
Ohio Wesleyan _____ W, 36-23
Reserve _____ L, 16-20
Akron _____ L, 30-33
Wittenberg _____ L, 18-27
Dayton _____ L, 24-28
Cincinnati _____ W, 22-21
Case Tech _____ W, 37-22
Baldwin-Wallace _____ W, 28-23
Mt. Union _____ L, 16-26

1924 (4-10, 4-9 OAC)

Coach - L.C. Boles

Cincinnati _____ L, 7-24
Akron _____ L, 15-31
Ashland _____ L, 20-26
Denison _____ L, 21-42
Case Tech _____ L, 15-17
Ohio Northern _____ W, 15-14
Reserve _____ W, 36-25
Wittenberg _____ W, 32-30
Denison _____ L, 16-31
Mt. Union _____ L, 18-24
Ohio Wesleyan _____ L, 18-36
Mt. Union _____ L, 19-37

GAME-BY-GAME RESULTS

Akron _____ L, 17-29
Case Tech _____ W, 21-15

1925 (8-7, 7-7 OAC)
Coach - L.C. Boles

BALDWIN-WALLACE _____ W, 28-23
at Mt. Union _____ L, 16-26
CASE TECH _____ W, 30-17
at Akron _____ L, 27-30
DENISON _____ W, 37-28
at Ashland _____ W, 34-28
at Case Tech _____ W, 37-29
at Wittenberg _____ L, 27-36
at Otterbein _____ W, 34-19
OHIO WESLEYAN _____ L, 21-48
at Denison _____ L, 21-34
at Ohio Northern _____ W, 35-19
OBERLIN _____ L, 30-31
at Reserve _____ W, 42-32
MT. UNION _____ L, 17-31

1926 (8-7, 6-5 OAC)
Coach - L.C. Boles

HEIDELBERG _____ W, 31-25
OHIO NORTHERN _____ W, 33-29
MT. UNION _____ L, 18-23
at Denison _____ L, 21-27
at Case Tech _____ L, 18-42
DENISON _____ W, 34-26
RESERVE _____ W, 46-30
BALDWIN-WALLACE _____ W, 38-24
at Ohio Wesleyan _____ L, 30-40
AKRON _____ W, 35-28
OTTERBEIN _____ L, 36-37
at Oberlin _____ L, 35-36
CASE TECH _____ W, 58-38
at Mt. Union _____ L, 37-39
WITTENBERG _____ W, 39-31

1927 (9-7, 8-4 OAC)
Coach - E.M. Hole

Baldwin-Wallace _____ W, 29-20
Ohio Northern _____ W, 36-26
Denison _____ L, 15-38
Reserve _____ W, 34-25
Mt. Union _____ W, 34-33
Denison _____ L, 30-32
Ohio Wesleyan _____ L, 32-38
Akron _____ *W, 2-0
Case Tech _____ W, 51-44
Ashland _____ W, 69-29
Baldwin-Wallace _____ W, 59-20
Mt. Union _____ L, 21-27
Oberlin _____ W, 46-24
Case Tech _____ L, 28-38
Heidelberg _____ L, 29-45
Kenyon _____ L, 49-52

* Forfeited to Wooster

1928 (13-4, 10-4 OAC)
Coach - E.M. Hole

J10 Ashland _____ W, 33-23
J12 John Carroll _____ W, 47-16
J14 Baldwin-Wallace _____ W, 35-24
J18 Case Tech _____ W, 38-24
J19 Ashland _____ W, 45-37
J24 Akron _____ L, 28-42
J26 Otterbein _____ W, 41-27
F2 Kenyon _____ W, 32-28
F7 Mt. Union _____ W, 43-20
F9 Heidelberg _____ L, 43-49
F16 Oberlin _____ W, 40-20
F21 Baldwin-Wallace _____ W, 41-37
F23 Case Tech _____ W, 39-31
Mt. Union _____ L, 25-27
Reserve _____ W, 45-33
Kenyon _____ L, 30-36
Akron _____ W, 27-23

1929 (12-5, 10-4 OAC)
Coach - E.M. Hole

Ashland _____ L, 29-33
John Carroll _____ W, 37-15
Chiropody _____ W, 60-21
Case Tech _____ W, 49-41
Baldwin-Wallace _____ W, 42-40
Kenyon _____ W, 48-20
Akron _____ L, 27-41

Otterbein _____ W, 62-31
Oberlin _____ W, 31-20
Mt. Union _____ L, 27-35
Ohio Northern _____ W, 50-24
Kenyon _____ W, 60-29
Akron _____ L, 34-38
Baldwin-Wallace _____ W, 57-29
Reserve _____ W, 54-27
Mt. Union _____ L, 35-37
Case Tech _____ W, 61-30

1930 (12-2, 11-2 OAC)
Coach - E.M. Hole
OAC Champions

J4 Baldwin-Wallace _____ W, 46-34
J11 Mt. Union _____ W, 36-26
J16 Akron _____ W, 33-28
J18 Otterbein _____ W, 83-22
Ashland _____ W, 53-38
F1 Case Tech _____ W, 59-35
F8 Oberlin _____ W, 38-27
F13 Kenyon _____ W, 50-31
F15 Akron _____ W, 40-30
F21 Baldwin-Wallace _____ W, 41-28
F27 Muskingum _____ W, 55-40
M1 at Case Tech _____ L, 32-34
M6 at Mt. Union _____ L, 29-35
M8 Kenyon _____ W, 55-32

1931 (16-2, 10-2 OAC)
Coach - E.M. Hole
OAC Runner-Up

at Findlay _____ W, 50-19
FINDLAY _____ W, 53-35
at Ashland _____ W, 33-31
KENT STATE _____ W, 35-22
at Baldwin-Wallace _____ W, 34-25
KENYON _____ W, 65-48
at Kent State _____ W, 53-35
ASHLAND _____ W, 60-46
at Case Tech _____ W, 45-25
at Mt. Union _____ L, 33-46
BALDWIN-WALLACE _____ W, 61-25
at Muskingum _____ L, 32-33
AKRON _____ W, 43-33
OBERLIN _____ W, 70-45
at Akron _____ W, 44-18
CASE TECH _____ W, 49-31
at Otterbein _____ W, 46-19
MT. UNION _____ W, 50-32

1932 (10-7, 10-5 OAC)
Coach - E.M. Hole

J4 Monmouth _____ L, 34-48
J8 Westminster _____ L, 41-42
at Baldwin-Wallace _____ W, 26-18
J9 HIRAM _____ W, 46-22
J15 at Ashland (OT) _____ L, 36-39
J16 HEIDELBERG _____ W, 44-29
J23 KENT STATE _____ W, 66-15
J30 at Case Tech _____ L, 14-27
F4 at Akron _____ W, 44-29
F6 ASHLAND _____ W, 51-31
F13 MT. UNION _____ L, 27-37
F18 MUSKINGUM _____ W, 46-27
F20 at Oberlin _____ W, 42-19
F24 at Kent State _____ W, 50-37
F27 CASE TECH _____ W, 40-25
M3 at Mt. Union (OT) _____ L, 7-11
M5 AKRON _____ L, 41-47

1932-1933 (12-4, 10-3 OAC)
Coach - E.M. Hole

D9 CHIROPODY _____ W, 36-29
J7 ASHLAND (3 OT) _____ W, 41-32
J11 at Denison _____ L, 25-27
J14 AKRON _____ W, 37-29
J17 at Heidelberg _____ L, 31-33
J29 KENYON _____ W, 47-30
F2 at Mt. Union _____ L, 25-31
F4 OHIO NORTHERN _____ W, 46-25
F9 at Ashland _____ W, 42-40
F11 CASE TECH _____ W, 37-27
F16 at Akron _____ W, 33-26
F18 DENISON _____ W, 47-25
F22 at Case Tech _____ W, 37-35
F25 OBERLIN _____ L, 29-36
at Muskingum _____ W, 54-36

M3 MT. UNION _____ W, 30-25

1933-1934 (12-5, 10-5 OAC)
Coach - E.M. Hole

D9 at Fenn _____ W, 41-28
D15 CHIROPODY _____ W, 35-29
J6 DENISON _____ L, 24-43
J10 at Ohio Northern _____ W, 43-31
J13 KENYON _____ W, 45-28
J16 at Akron _____ L, 30-36
J20 at Oberlin _____ W, 43-33
J27 JOHN CARROLL _____ W, 33-31
F1 at Ashland _____ W, 42-37
F3 MT. UNION _____ W, 33-32
F7 at Denison _____ W, 42-26
F10 at Case Tech _____ W, 56-34
F15 MUSKINGUM _____ W, 62-30
F21 AKRON _____ L, 32-36
F24 CASE TECH _____ W, 36-32
M1 at Mt. Union (2OT) _____ L, 36-38
M3 ASHLAND _____ L, 32-34

1934-1935 (4-12, 4-10 OAC)
Coach - E.M. Hole

D8 at Fenn _____ L, 28-34
D15 vs. Chiropody _____ L, 24-37
J10 at Denison _____ L, 35-37
J17 at Mt. Union _____ L, 21-43
J19 OBERLIN _____ W, 45-28
J23 at John Carroll _____ W, 55-26
J26 AKRON _____ L, 21-30
F2 CASE TECH _____ W, 26-20
F7 at Ashland _____ L, 34-47
F9 at Muskingum _____ L, 17-33
F14 at Akron _____ L, 24-45
F16 at Case Tech _____ L, 44-48
F20 at Otterbein _____ L, 38-52
F23 WITTENBERG _____ L, 37-38
M2 MT. UNION _____ L, 28-37
M9 ASHLAND _____ W, 23-18

1935-1936 (10-7, 10-5 OAC)
Coach - E.M. Hole

D7 at Westminster _____ L, 16-40
D16 at Duquesne _____ L, 36-60
J10 at Wittenberg _____ L, 35-48
J11 JOHN CARROLL _____ W, 41-30
J16 DENISON _____ W, 50-35
J18 MT. UNION _____ L, 31-36
J20 at Wittenberg _____ L, 35-48
J25 at Oberlin _____ W, 54-48
F1 at Case Tech _____ W, 56-52
F6 at Akron _____ L, 37-63
F8 OTTERBEIN _____ W, 49-34
F13 at Ashland _____ W, 55-41
F15 CASE TECH _____ W, 40-38
F19 at Baldwin-Wallace _____ L, 26-52
F22 MUSKINGUM _____ W, 43-36
F27 at Mt. Union _____ L, 41-51
F29 AKRON _____ W, 58-45
M7 ASHLAND _____ W, 44-38

1936-1937 (12-5, 9-3 OAC)
Coach - E.M. Hole

D17 at Ashland _____ W, 76-33
J2 at Rider _____ W, 51-35
J4 at Lehigh _____ W, 45-21
J5 at Duquesne _____ L, 37-51
J10 at John Carroll _____ L, 43-50
J14 at Denison _____ L, 35-38
J16 OBERLIN _____ W, 55-33
J21 at Mt. Union _____ W, 36-33
J23 KENT STATE _____ W, 60-36
J30 BALDWIN-WALLACE _____ W, 63-43
F4 at Otterbein _____ W, 43-30
F6 WAYNE UNIVERSITY _____ W, 43-41
F12 ASHLAND _____ W, 60-25
F13 at Wash. & Jefferson _____ L, 45-62
F20 CASE TECH _____ W, 52-34
F27 MT. UNION _____ W, 45-34
M4 at Muskingum _____ L, 30-37

1937-1938 (15-3, 13-1 OAC)
Coach - E.M. Hole
OAC Runner-Up

D17 at Ashland _____ W, 69-24
D30 at Rider _____ L, 39-41
J3 at Duquesne _____ W, 35-33

J12 HOBART _____ W, 43-34
J15 DENISON _____ W, 76-31
J20 MT. UNION _____ W, 38-34
J22 at Oberlin _____ W, 72-33
J29 ASHLAND _____ W, 71-28
F3 at Heidelberg _____ W, 64-48
F5 WASH. & JEFFERSON _____ L, 43-48
F12 at Case Tech _____ W, 61-51
F17 at Kent State _____ W, 43-37
F19 KENYON (OT) _____ W, 64-52
F22 at Mt. Union _____ L, 36-38
F24 HEIDELBERG _____ W, 72-30
F26 OTTERBEIN _____ W, 70-42
M2 at Kenyon _____ W, 60-45
M5 MUSKINGUM _____ W, 44-43

1938-1939 (19-2, 17-0 OAC)
Coach - E.M. Hole
OAC Champions

D17 at Heidelberg _____ W, 42-32
D28 at Rider _____ W, 57-33
D30 at Duquesne _____ L, 24-48
J5 at Otterbein _____ W, 45-33
J7 OHIO WESLEYAN _____ W, 52-50
J12 at Denison _____ W, 49-40
J14 OBERLIN _____ W, 66-30
J19 at Mt. Union _____ W, 34-23
J21 KENT STATE _____ W, 37-33
J28 JOHN CARROLL _____ W, 49-37
F3 at Bowling Green _____ W, 48-39
F4 ASHLAND _____ W, 56-40
F11 CASE TECH _____ W, 46-38
F15 at Kenyon _____ W, 86-48
F17 at Marietta _____ W, 49-29
F18 at Wash. & Jefferson _____ L, 45-55
F21 at Ashland _____ W, 53-40
F23 HEIDELBERG _____ W, 50-44
F25 MT. UNION _____ W, 42-29
M2 KENYON _____ W, 63-24
M4 at Muskingum _____ W, 37-35

1939-1940 (17-2, 14-0 OAC)
Coach - E.M. Hole
OAC Champions

D12 at Kent State _____ W, 40-37
D16 at Ohio State _____ L, 35-64
D21 DEFIANCE _____ W, 72-25
J10 at Ohio Wesleyan _____ W, 41-27
J13 DENISON _____ W, 53-30
J16 OTTERBEIN _____ W, 52-39
J19 DUQUESNE _____ L, 40-42
J20 at Wittenberg _____ W, 42-30
J23 at Ashland _____ W, 59-45
J27 BOWLING GREEN _____ W, 46-33
F3 WASH. & JEFFERSON _____ W, 40-36
F8 HEIDELBERG _____ W, 70-23
F10 at Case Tech _____ W, 56-33
F13 KENYON _____ W, 61-30
F17 MARIETTA _____ W, 63-50
F21 at Mt. Union _____ W, 52-42
F23 JOHN CARROLL _____ W, 49-36
F29 at Oberlin _____ W, 40-24
M2 MUSKINGUM _____ W, 51-36

1940-1941 (15-4, 11-2 OAC)
Coach - E.M. Hole
OAC Runner-Up

D14 MIAMI _____ W, 45-28
D17 BELOIT _____ W, 58-32
J3 at Duquesne _____ L, 33-40
J9 at John Carroll _____ W, 40-24
J11 OHIO WESLEYAN _____ L, 45-49
J15 at Otterbein _____ L, 31-33
J18 KENT STATE _____ W, 53-39
J21 HIRAM _____ W, 76-18
J25 ASHLAND _____ W, 50-39
F6 at Bowling Green _____ W, 53-29
F8 CASE TECH _____ W, 64-34
F12 at Denison _____ W, 64-36
F15 OBERLIN _____ W, 61-46
F18 FINDLAY _____ W, 69-51
F20 at Fenn _____ W, 67-27
F22 MT. UNION _____ W, 55-42
F28 WITTENBERG _____ W, 51-28
M1 at Kenyon _____ W, 60-36
M4 at Muskingum _____ L, 36-44

GAME-BY-GAME RESULTS

1941-1942 (18-2, 11-1 OAC)

Coach – E.M. Hole

OAC Runner-Up

D9	at Findlay	W, 64-33
D12	at Miami	W, 47-25
D13	at Cincinnati	W, 43-32
D30	at Duquesne	L, 29-37
J8	at Ohio Wesleyan	W, 64-39
J10	JOHN CARROLL	W, 62-34
J15	at Kent State	W, 55-34
J17	OTTERBEIN	W, 67-26
J20	RIDER	W, 65-40
J24	BOWLING GREEN	W, 55-39
J30	WILMINGTON	W, 82-33
J31	at Wittenberg	W, 62-40
F5	FENN	W, 75-19
F7	at Case Tech	W, 49-39
F11	DENISON	W, 68-45
F14	at Mt. Union	L, 40-57
F21	KENYON	W, 58-41
F24	at Hiram	W, 59-38
F28	at Oberlin	W, 48-39
M3	MUSKINGUM	W, 50-46

1942-1943 (12-4, 10-2 OAC)

Coach – E.M. Hole

D14	at Duquesne	L, 30-40
D16	at John Carroll	W, 50-38
J14	at Otterbein	L, 42-48
J16	CASE TECH	W, 54-35
J19	HIRAM	W, 69-29
J22	MT. UNION	W, 54-47
J30	CINCINNATI	L, 39-40
F4	WITTENBERG	W, 64-43
F6	OHIO WESLEYAN	W, 57-38
F11	at Denison	W, 71-34
F18	FINDLAY	W, 59-45
F20	MT. UNION	W, 39-29
F25	at Muskingum	L, 45-59
F27	OBERLIN	W, 73-36
M2	at Kenyon	W, 69-25
M6	KENT STATE	W, 64-29

1943-1944 (8-4, 7-2 OAC)

Coach – E.M. Hole

NA	at Canisius	L, 25-33
NA	at Rochester	L, 32-59
NA	at Otterbein	W, 46-44
J21	GENEVA	W, 47-36
J29	DENISON	L, 28-44
F1	at Ashland	W, 64-37
F5	at Case Tech	W, 69-51
F8	OHIO NORTHERN	W, 76-24
F14	at Ohio Northern	W, 72-31
F19	MUSKINGUM	W, 51-27
F23	ASHLAND	W, 74-28
F26	OTTERBEIN	L, 35-38

1944-1945 (3-12, 1-8 OAC)

Coach – E.M. Hole

J8	OBERLIN	L, 50-62
J10	at Ohio Wesleyan	L, 45-49
J16	MUSKINGUM	L, 51-52
J20	at Geneva	L, 40-68
J23	OTTERBEIN	W, 42-41
F2	at Baldwin-Wallace	L, 21-47
F7	at Denison	L, 29-69
F10	OHIO WESLEYAN	W, 42-39
F12	at Oberlin	L, 22-38
F17	BALDWIN-WALLACE	L, 47-67
F22	at Muskingum	L, 37-56
F24	KENT STATE	W, 35-31
F26	at Otterbein	L, 41-56
F28	at Akron	L, 45-82
M3	GENEVA	L, 45-47

1945-1946 (6-12, 5-9 OAC)

Coach – E.M. Hole

D5	RIO GRANDE	W, 60-31
D6	OHIO WESLEYAN	L, 44-46
D11	at Kent State	L, 37-48
D13	at Kenyon	W, 70-26
D15	at Oberlin	L, 44-59
J12	KENT STATE	W, 57-49
J15	MUSKINGUM	L, 34-47
J18	at Mt. Union	W, 48-27
J26	KENYON	W, 69-28
J31	at Ashland	L, 37-45

F2	OBERLIN	L, 41-62
F7	ASHLAND	L, 36-44
F12	at Ohio Wesleyan	L, 30-60
F16	MT. UNION	L, 45-58
F21	at Muskingum	L, 15-55
F23	at Geneva	L, 48-59
F26	DENISON	W, 37-30
M2	FINDLAY	L, 44-49

1946-1947 (17-6, 13-5 OAC)

Coach – E.M. Hole

D3	at Findlay	L, 37-44
D7	KENT STATE	L, 48-53
D10	at Ohio Wesleyan	L, 45-69
D14	at John Carroll	W, 74-49
D17	ALLEGHENY	W, 51-22
J10	at Otterbein	W, 62-43
J11	at Marietta	W, 72-49
J17	AKRON	L, 34-58
J18	at Denison	W, 56-42
J25	ASHLAND	W, 75-36
F1	WABASH	W, 60-49
F7	MARIETTA	W, 70-43
F8	MT. UNION	W, 53-50
F11	at Hiram	W, 71-44
F13	at Ashland	W, 69-61
F15	JOHN CARROLL	W, 49-48
F19	at Kent State	L, 53-61
F22	OHIO NORTHERN	W, 82-53
F25	at Muskingum	L, 62-63
F28	at Case Tech	W, 87-34
M3	OHIO WESLEYAN	W, 54-51
M4	at Mt. Union	W, 45-41
M7	at Oberlin	W, 59-41

1947-1948 (18-2, 14-2 OAC)

Coach – E.M. Hole

OAC Champions

D5	at John Carroll	W, 54-50
D12	at Ohio Wesleyan	L, 54-65
D13	at Wabash	W, 52-37
D17	at Grove City	W, 62-44
D18	at Allegheny	W, 66-51
J9	at Kent State	L, 56-68
J10	FINDLAY	W, 77-37
J15	at Ashland	W, 55-45
J17	MT. UNION	W, 65-51
J26	KENYON	W, 71-63
J31	MUSKINGUM	W, 60-51
F6	HIRAM	W, 62-54
F7	ASHLAND	W, 81-49
F10	at Akron	W, 48-41
F12	at Marietta	W, 63-58
F14	DENISON	W, 61-42
F18	CASE TECH	W, 71-52
F24	OTTERBEIN	W, 50-49
F28	OBERLIN	W, 57-38
M1	vs. Kenyon	W, 70-52

1948-1949 (12-8, 6-7 OAC)

Coach – E.M. Hole

D11	at Kenyon	W, 50-48
D14	at Otterbein	L, 46-61
D30	at Case Tech	W, 47-46
	ALBION	W, 57-43
J8	at Ohio Wesleyan	L, 56-67
J15	KENYON	L, 49-61
J18	at Ashland	W, 52-46
J22	OHIO WESLEYAN	L, 43-51
J29	KENT STATE	L, 44-58
F2	at Findlay	W, 68-66
F5	AKRON (OT)	W, 72-65
F9	at Mt. Union	L, 29-53
F12	MARIETTA	W, 80-54
F16	at Denison	W, 77-64
F19	JOHN CARROLL	W, 77-73
F24	at Oberlin	W, 49-47
F26	at Muskingum	L, 57-84
M1	at Hiram	L, 41-65
M5	RIO GRANDE	W, 93-45
M8	ALLEGHENY	W, 99-48

1949-1950 (15-6, 6-5 OAC)

Coach – E.M. Hole

	vs. Kent State	W, 84-60
D10	at Kenyon	W, 69-53
D15	at Kalamazoo	L, 43-60
D16	at Albion	W, 75-56

D17	at Adrian	W, 76-64
D31	ALBION	W, 69-56
J7	CASE TECH	W, 74-45
J14	DENISON	W, 73-56
J17	at Kent State	L, 64-71
J21	HIRAM	W, 79-58
J28	OTTERBEIN	W, 82-67
F2	at Marietta	L, 55-71
F4	ASHLAND	W, 70-53
F9	at Akron	L, 51-66
F11	OBERLIN	L, 60-61
F17	GROVE CITY	W, 69-66
F18	KENYON	W, 77-65
F25	MUSKINGUM	L, 75-77
M4	OHIO WESLEYAN	W, 68-62
M6	at Slippery Rock	W, 72-63
M7	vs. Allegheny	W, 83-80

1950-1951 (14-7, 4-7 OAC)

Coach – E.M. Hole

D8	STEUBENVILLE	W, 82-52
D9	at Heidelberg*	W, 71-62
D14	at Albion	W, 73-63
D15	at Hope	W, 97-79
D16	ADRIAN	W, 96-59
D30	ALBION	W, 65-51
J6	at Case Tech	W, 66-64
J10	at Kenyon (OT)	L, 58-59
J12	OTTERBEIN	L, 75-77
J20	MT. UNION	W, 50-49
J27	MARIETTA	L, 55-68
F1	at Ashland	W, 70-68
F3	AKRON	W, 78-73
F8	at Denison	L, 59-63
F16	SLIPPERY ROCK	W, 62-61
F17	at Oberlin	L, 64-70
F22	at Hiram	W, 70-59
F24	KENYON	W, 71-60
F27	KENT STATE	L, 57-62
M2	at Ohio Wesleyan	L, 38-59
M3	at Allegheny	W, 83-66

1951-1952 (14-5, 10-0 OAC)

Coach – E.M. Hole

OAC Champions

D6	at Steubenville	W, 81-64
D8	RIO GRANDE	W, 65-49
D15	at Albion	L, 52-73
J3	at Ashland	W, 73-66
J5	CASE TECH	L, 69-86
J10	at Kenyon	W, 60-58
J12	OTTERBEIN	W, 94-62
J16	at Kent State	L, 55-73
J19	HIRAM	W, 92-45
J26	ASHLAND	W, 62-58
F2	HEIDELBERG	W, 87-69
F6	at Slippery Rock	L, 62-71
F9	DENISON	W, 92-65
F13	at Akron	W, 71-60
F16	OBERLIN	W, 83-49
F20	at Mt. Union	W, 78-65
F23	KENYON	W, 85-62
M1	OHIO WESLEYAN	W, 78-69
M5	at Allegheny	L, 73-75

1952-1953 (14-7, 8-3 OAC)

Coach – E.M. Hole

D2	at Manchester	L, 60-76
D13	ALBION	W, 94-66
D16	KENT STATE	W, 68-64
J3	at Case Tech	L, 49-67
J10	MT. UNION	L, 67-70
J14	at Kenyon	W, 70-57
J23	at Otterbein	W, 99-94
J24	FENN	W, 86-60
J28	at Baldwin-Wallace	L, 76-88
J31	MARIETTA	W, 100-64
F5	at Denison	W, 83-79
F7	ASHLAND	W, 118-79
F10	at Hiram	W, 98-64
F14	AKRON	L, 87-106
F19	at Ashland	L, 74-77
F21	KENYON	W, 89-64
F27	ALLEGHENY	W, 92-70
F28	at Oberlin	W, 88-67
M3	at Ohio Wesleyan	L, 80-85
M5	SLIPPERY ROCK	W, 94-76
M7	STEUBENVILLE	W, 100-75

1953-1954 (15-7, 11-2 OAC)

Coach – E.M. Hole

D9	at Wittenberg	W, 82-76
D15	at Allegheny	L, 70-80
D17	at Fenn	W, 88-53
D18	at Steubenville	L, 71-80
J1	ALBION	L, 62-76
J9	at Mt. Union	W, 79-74
J13	at Kenyon	L, 55-58
J16	CASE TECH	L, 56-69
J23	OTTERBEIN	W, 77-76
J29	at Heidelberg	W, 61-54
J30	ASHLAND	W, 93-71
F4	at Marietta	L, 65-77
F6	WITTENBERG	W, 82-74
F10	at Akron	W, 76-57
F13	HIRAM	W, 100-87
F16	at Ashland	W, 104-91
F19	at Slippery Rock	L, 62-93
F20	KENYON	W, 90-65
F23	at Muskingum	W, 83-49
F27	OBERLIN	W, 80-61
M4	OHIO WESLEYAN	W, 91-76
M6	DENISON	W, 75-68

1954-1955 (18-4, 10-2 OAC)

Coach – E.M. Hole

D9	at Grove City	W, 68-63
D11	WITTENBERG	W, 89-63
D14	ALLEGHENY	W, 82-72
D16	at Ashland	W, 88-78
D30	vs. Muskingum	W, 76-53
D31	at Akron	L, 78-90
J8	MT. UNION	W, 70-64
J10	at Wittenberg	W, 60-56
J12	at Kenyon	W, 65-62
J15	at Case Tech	L, 72-74
J22	FENN	W, 115-37
J29	HEIDELBERG	W, 84-62
F3	MARIETTA	L, 61-63
F5	ASHLAND	W, 93-75
F10	at Denison	L, 64-68
F12	AKRON	W, 84-78
F17	at Otterbein	W, 83-75
F19	MUSKINGUM	W, 95-65
F22	at Hiram	W, 102-67
F26	at Oberlin	W, 65-57
M2	at Ohio Wesleyan (OT)	W, 84-78
M5	SLIPPERY ROCK	W, 90-73

1955-1956 (10-11, 6-7 OAC)

Coach – E.M. Hole

D8	GROVE CITY	W, 89-76
D10	at Wittenberg	L, 54-68
D15	at Ashland	L, 56-64
D28	vs. Capital	W, 68-56
D30	at Akron	L, 76-79
J7	CASE TECH	W, 79-68
J11	at Kenyon	W, 99-59
J14	at Akron	L, 73-97
J21	OTTERBEIN	W, 97-66
J27	at Fenn	L, 76-83
J28	HIRAM	W, 87-77
F2	ASHLAND	W, 85-70
F4	at Marietta	L, 64-76
F11	KENYON	W, 86-60
F16	at Muskingum	L, 75-92
F18	DENISON	L, 71-84
F21	at Western Reserve	L, 63-67
F23	at Heidelberg	L, 50-61
F25	OBERLIN	W, 78-54
F29	at Mt. Union	L, 57-81
M3	OHIO WESLEYAN	W, 85-65

1956-1957 (13-9, 8-5 OAC)

Coach – E.M. Hole

D1	at Albion	L, 67-78
D5	at Grove City	L, 67-71
D8	WITTENBERG	L, 76-77
D12	at Case Tech	L, 72-73
D28		

GAME-BY-GAME RESULTS

F2	DENISON	W, 89-86
F7	MARIETTA	W, 85-65
F9	at Kenyon	W, 81-59
F14	at Hiram	W, 113-66
F16	MUSKINGUM	L, 94-99
F19	WASH. & JEFFERSON	W, 109-74
F23	at Oberlin	W, 80-70
F27	at Ohio Wesleyan	W, 73-68
M2	AKRON	L, 85-102
M7	HEIDELBERG	L, 73-78

1957-1958 (16-4, 9-3 OAC)
Coach - E.M. Hole

D7	at Lake Forest	L, 82-86
D12	GROVE CITY	W, 91-68
D14	at Wittenberg	L, 59-98
J6	at Wash. & Jefferson	W, 86-72
J10	HIRAM	W, 98-59
J11	at Akron	L, 49-77
J14	at Ashland	W, 91-83
J18	ALBION	W, 76-66
J30	ASHLAND	W, 74-58
F1	OBERLIN	W, 67-61
F5	at Mt. Union	L, 57-60
F8	DENISON	W, 87-76
F11	at Western Reserve	W, 86-67
F13	at Muskingum	W, 70-65
F15	OTTERBEIN	W, 76-66
F19	at Marietta	W, 89-68
F22	KENYON	W, 106-63
F27	at Heidelberg	W, 77-72
M1	OHIO WESLEYAN	W, 74-73
M6	CASE TECH	W, 101-84

1958-1959 (15-6, 7-5 OAC)
Coach - Jim Ewers

D5	at Hamilton	W, 78-48
D6	at Harpur	W, 98-53
D12	WESTERN RESERVE	W, 96-60
D13	at Otterbein	W, 96-80
D16	at Capital	L, 58-67
J2	vs. Kalamazoo	W, 77-70
J3	at Albion	W, 81-55
J8	at Hiram	W, 90-64
J9	at Akron	L, 84-99
J14	at Case Tech	L, 69-73
J17	ASHLAND	W, 77-64
J31	LAKE FOREST	W, 110-79
F4	at Denison	L, 80-92
F7	MT. UNION	W, 67-64
F11	at Kenyon	W, 93-51
F14	MUSKINGUM	W, 101-87
F17	at Ashland	W, 29-23
F21	MARIETTA	W, 108-71
F26	at Ohio Wesleyan	L, 64-77
F28	at Oberlin	L, 60-70
M3	HEIDELBERG	W, 101-77
M5	at Grove City	L, 71-80

1959-1960 (16-9, 8-4 OAC)
Coach - Jim Ewers

D3	at Findlay	L, 64-84
D4	ALMA	W, 91-76
D8	GROVE CITY	W, 85-82
D11	at Western Reserve	W, 70-69
D12	ALBION	W, 81-68
D15	CAPITAL	W, 85-78
J1	vs. Central Michigan	L, 56-73
J2	vs. Calvin	L, 73-89
J7	HIRAM	W, 105-79
J9	KENYON	W, 101-75
J13	at Mt. Union	L, 69-85
J16	OTTERBEIN	W, 64-60
J23	at Akron	L, 53-93
J28	at Ashland	L, 94-104
J30	OHIO WESLEYAN	W, 85-75
F6	DENISON	L, 86-91
F13	at Marietta	W, 83-82
F18	at Muskingum	L, 61-68
F20	OBERLIN (OT)	W, 74-66
F23	at Heidelberg	W, 67-63
F26	OBERLIN*	W, 73-64
F27	KENYON*	W, 86-67
F28	CASE TECH	W, 86-50
M4	at Akron*	L, 71-89
M5	vs. Marietta*	W, 89-70

* OAC North Tournament

1960-1961 (18-6, 9-3 OAC)

Coach - Jim Ewers

D3	FINDLAY	W, 76-56
D8	at Capital	L, 55-63
D10	at Alma	L, 68-74
D15	at Grove City	W, 77-64
D27	vs. Capital	W, 74-62
D28	at Ashland	W, 78-56
J5	at Hiram	W, 79-57
J12	at Ohio Wesleyan	W, 67-64
J14	MUSKINGUM	W, 76-64
J19	BLUFFTON	W, 83-73
J21	AKRON	W, 78-67
J28	MT. UNION	W, 73-52
F2	KENYON	W, 50-48
F4	at Otterbein	L, 69-80
F7	BALDWIN-WALLACE (OT)	L, 71-72
F10	at Denison	W, 62-50
F11	MARIETTA	L, 63-70
F16	ASHLAND	W, 73-69
F18	at Oberlin	W, 72-61
F21	WESTERN RESERVE	W, 74-52
F24	vs. Heidelberg*	W, 76-68
F25	vs. Mt. Union*	W, 63-58
F28	HEIDELBERG*	W, 90-71
M4	at Akron*	L, 59-78

* OAC Tournament

1961-1962 (5-17, 2-11 OAC)

Coach - Al Van Wie

D2	ALBION	W, 72-57
D9	ALMA	W, 95-51
D13	at Bluffton	W, 69-64
D14	GROVE CITY	L, 67-82
D29	vs. Capital (OT)	L, 83-85
D30	vs. Heidelberg	L, 67-77
J4	DENISON	L, 54-58
J6	HIRAM	W, 69-58
J11	at Mt. Union	L, 63-74
J13	at Muskingum	L, 47-88
J20	at Akron	L, 58-81
J27	OHIO WESLEYAN	L, 57-67
F1	KENYON	L, 62-81
F3	CAPITAL	L, 54-56
F6	at Ashland	L, 70-87
F8	OTTERBEIN	W, 82-52
F10	at Marietta	L, 72-88
F13	at Western Reserve	L, 76-91
F17	OBERLIN	L, 58-68
F20	at Baldwin-Wallace	L, 43-45
F23	AKRON*	L, 53-75
F27	at Heidelberg*	L, 62-77

* OAC Tournament

1962-1963 (10-11, 6-8 OAC)

Coach - Al Van Wie

D1	at Albion	W, 75-71
D4	at Denison	L, 58-69
D11	at Hiram	L, 64-75
D14	at Grove City	W, 64-63
D15	CENTRAL STATE	W, 68-67
D20	at Buffalo	L, 63-67
D21	at Buffalo State	L, 68-70
J5	MT. UNION	W, 89-73
J8	MUSKINGUM	L, 73-79
J11	HEIDELBERG	W, 80-78
J12	OBERLIN	W, 76-57
J15	at Ohio Wesleyan	L, 65-86
J17	OTTERBEIN	W, 85-65
J25	CAPITAL	W, 83-64
J26	at Wittenberg	L, 50-72
F2	AKRON	L, 69-83
F5	KENYON	W, 96-85
F9	at Baldwin-Wallace	L, 86-95
F16	at Marietta	L, 64-65
F19	ASHLAND	W, 72-69
F22	BALDWIN-WALLACE*	L, 72-75

* OAC Tournament

1963-1964 (18-8, 9-5 OAC)

Coach - Al Van Wie

D4	at Heidelberg	W, 73-67
D7	WITTENBERG	W, 57-54
D10	HIRAM	W, 70-62
D13	at Central State (Forfeit)	W, 2-0
D14	at Otterbein	L, 62-67
D19	at Hartwick	W, 78-73
D20	at Rochester	L, 68-90



Dave Guldin, pictured here blocking a shot by a Kenyon opponent, remains Wooster's career leader in rebounds (1,032).

D21	at Fredonia State	W, 67-66
J3	ADRIAN#	W, 73-64
J4	ALBION#	W, 100-68
J7	MUSKINGUM	L, 68-76
J11	OHIO WESLEYAN	W, 64-61
J14	DENISON	L, 42-65
J31	at Ashland	L, 69-77
F1	at Kenyon	L, 59-79
F4	at Akron	L, 77-105
F8	MARIETTA	W, 84-74
F11	BALDWIN-WALLACE	W, 80-74
F13	GROVE CITY	W, 92-72
F15	at Mt. Union	W, 66-60
F18	at Oberlin	W, 62-52
F21	WAYNESBURG	W, 88-42
F22	at Capital	W, 81-67
F27	vs. Heidelberg*	W, 77-65
F28	vs. Baldwin-Wallace*	W, 75-71
F29	AKRON*	L, 53-76

Mose Hole Classic

* OAC Tournament

1964-1965 (14-10, 9-5 OAC)

Coach - Al Van Wie

D2	HEIDELBERG	W, 70-56
D5	KENYON	W, 86-43
D8	at Hiram	L, 72-79
D10	ASHLAND	L, 53-54
	at Marietta	L, 54-66
	at Waynesburg (OT)	W, 80-76
	at Youngstown State	L, 51-53
D29	HARTWICK#	W, 74-71
D30	MAINE#	L, 91-98
J7	CAPITAL	W, 77-73
J9	at Muskingum	L, 53-56
J13	OBERLIN	L, 69-72
J23	AKRON	W, 58-56
J27	WALSH	W, 103-76
J30	OTTERBEIN	W, 86-60
F2	at Baldwin-Wallace	W, 76-69
F5	PARSONS	L, 80-83
F6	at Wittenberg	L, 56-67
F9	MT. UNION	W, 83-75
F11	FREDONIA STATE	W, 93-81
F13	at Ohio Wesleyan	W, 68-57
F20	at Denison	W, 71-52
F26	vs. Heidelberg	W, 78-74
F27	vs. Hiram	L, 56-63

Mose Hole Classic

* OAC Tournament

1965-1966 (15-8, 10-4 OAC)

Coach - Al Van Wie

D1	at Heidelberg	W, 68-60
D4	at Kenyon	W, 74-51
D6	HIRAM	W, 68-53
D11	MARIETTA	W, 72-60
D15	at Akron	L, 34-47
D18	at West Chester (OT)	W, 66-63
D20	at Hofstra	L, 56-63
D28	GROVE CITY#	W, 73-65
D29	ASHLAND#	W, 69-57
J5	at Capital	W, 68-60
J7	OHIO WESLEYAN	W, 69-58
J8	MUSKINGUM	W, 81-49
J12	at Oberlin	W, 59-45
J22	at Hope	W, 76-72
J26	OHIO NORTHERN	L, 65-70
J29	at Otterbein	L, 49-53
F2	BALDWIN-WALLACE	W, 97-90 (ot)
F5	WITTENBERG	W, 74-56
F9	at Mt. Union	L, 52-56
F12	GENEVA	W, 72-63
F18	at Earlham	L, 65-73
F19	DENISON	L, 64-70
F24	vs. Baldwin-Wallace*	L, 69-81

Mose Hole Classic

* OAC Tournament

1966-1967 (9-15, 4-9 OAC)

Coach - Al Van Wie

D1	at Wittenberg	L, 39-52
D3	KENTUCKY SOUTHERN	W, 83-64
D6	HEIDELBERG	W, 79-74
D10	EARLHAM	W, 71-69
D13	KENYON (OT)	L, 77-78
D15	at Marietta	L, 53-61
D16	at Carnegie Tech	L, 61-72
D17	at Westminster	L, 39-61
D28	SLIPPERY ROCK#	W, 74-68
D29	BUFFALO STATE#	W, 94-76
J10	at Hiram	L, 65-72
J14	at Ohio Wesleyan	L, 74-83
J17	MT. UNION (OT)	W, 79-75
J28	HOPE	W, 72-67
J31	at Baldwin-Wallace	L, 61-83
F4	AKRON	L, 68-88
F7	OBERLIN	W, 75-62
F10	at Muskingum	L, 60-74
F15	at Geneva	L, 67-81
F18	OTTERBEIN	W, 58-56
F21	at Denison	L, 68-76
F25	CAPITAL	L, 56-58
F27	at Ohio Northern	L, 71-82
M2	at Mt. Union*	L, 57-79

GAME-BY-GAME RESULTS

Mose Hole Classic
* OAC Tournament

1967-1968 (14-8, 8-4 OAC) Coach - Al Van Wie

D2	WITTENBERG	W, 75-72
D6	at Heidelberg	L, 73-77
D9	CENTRAL STATE	L, 70-83
D16	at Lake Forest	W, 84-60
D18	at MacMurray	W, 82-81
D28	WAYNESBURG#	W, 101-86
D29	ASHLAND (OT)#	W, 25-24
J4	MARIETTA	W, 89-63
J6	CARNEGIE TECH	W, 79-51
J9	HIRAM	W, 71-61
J13	OHIO WESLEYAN	W, 76-52
J17	at Mt. Union	W, 48-47
J27	at Hope	W, 79-74
J30	BALDWIN-WALLACE (OT)	L, 83-85
F3	at Kentucky Southern	L, 84-91
F6	at Oberlin	W, 74-65
F10	MUSKINGUM	W, 70-62
F13	at Ashland	L, 34-41
F17	at Otterbein	L, 71-73
F20	DENISON (OT)	L, 82-87
F24	at Capital	W, 80-76
M1	at Kenyon*	L, 81-98

Mose Hole Classic
* OAC Tournament

1968-1969 (11-12, 6-4 OAC) Coach - Al Van Wie

N30	at Central State	L, 31-57
D4	HEIDELBERG	L, 68-78
D7	at Wittenberg	L, 67-82
D10	at Kenyon	L, 87-97
D14	GROVE CITY	L, 67-69
D17	WESTMINSTER	W, 67-58
D20	at Buffalo State	L, 75-78
D21	at Buffalo	L, 64-83
D27	AUGUSTANA#	W, 74-53
D28	MacMURRAY#	L, 75-77
J8	at Hiram	W, 54-48
J11	at Ohio Wesleyan (OT)	W, 76-74
J15	MT. UNION	W, 81-61
J25	HOPE	W, 89-73
J28	at Baldwin-Wallace	L, 76-85
F1	AKRON	L, 55-63
F5	OVERLIN	W, 66-65
F12	ASHLAND	L, 32-46
F15	POINT PARK	W, 93-79
F18	at Denison	W, 92-75
F22	CAPITAL	W, 93-62
F27	vs. Mt. Union*	W, 78-68
F28	vs. Oberlin*	L, 58-60

Mose Hole Classic
* OAC Tournament

1969-1970 (14-11, 5-6 OAC) Coach - Al Van Wie

D3	at Heidelberg	L, 101-114
D6	WITTENBERG	W, 57-56
D9	KENYON	L, 112-118
D13	URBANA	W, 90-85
D16	GENEVA	W, 100-85
D19	vs. Cleveland State	W, 86-70
D20	vs. Defiance	W, 90-78
D29	MARIETTA#	L, 85-86
D30	BUFFALO#	W, 91-83
J7	HIRAM	W, 79-70
J10	OHIO WESLEYAN	W, 94-64
J14	at Mt. Union	W, 95-92
J17	WALSH	W, 87-76
J24	WILBERFORCE	W, 105-97
J27	BALDWIN-WALLACE	W, 97-89
J31	at Akron	L, 83-94
F3	at Oberlin	L, 69-95
F7	MUSKINGUM	L, 62-63
F10	at Grove City	L, 73-96
F14	at Point Park	L, 75-94
F17	DENISON	L, 88-93
F21	at Capital	L, 66-103
F26	at Hiram*	W, 81-66
F27	at Kenyon*	W, 125-109
F28	at Oberlin*	L, 74-83

Mose Hole Classic
* OAC Tournament

1970-1971 (23-3, 12-0 OAC)

Coach - Al Van Wie

OAC Champions

D2	HEIDELBERG	W, 77-72
D5	GROVE CITY	W, 81-76
D11	OAKLAND	W, 104-64
D12	WILBERFORCE	W, 102-81
D16	at Geneva	L, 84-98
D19	TRANSYLVANIA	W, 76-72
D21	vs. Marietta	W, 94-77
D22	vs. Ashland (2OT)	W, 73-70
D28	BATES#	W, 104-74
D29	CALVIN#	W, 90-79
J6	at Hiram	W, 80-75
J9	at Ohio Wesleyan	W, 83-73
J13	MT. UNION	W, 97-81
J16	at Walsh	W, 69-54
J20	JOHN CARROLL	W, 73-60
J23	CASE TECH	W, 108-67
J26	at Baldwin-Wallace	W, 78-62
J30	at Kenyon	W, 78-74
F2	OVERLIN	W, 81-72
F6	at Muskingum	W, 90-80
F10	at Marietta	W, 71-65
F13	OTTERBEIN	W, 86-83
F16	at Denison	W, 95-77
F20	CAPITAL	W, 87-81
M12	PHILA. TEXTILE@ (OT)	L, 81-83
M13	AKRON@	L, 68-77

Mose Hole Classic
@ NCAA Mid-east Regional

1971-1972 (18-8, 9-3 OAC)

Coach - Al Van Wie

D1	at Heidelberg	W, 82-68
D4	at Grove City	W, 50-48
D10	at Oakland	L, 71-87
D11	at Calvin	L, 70-86
D15	GENEVA	W, 109-64
D18	WILBERFORCE	W, 133-60
D20	vs. Findlay	W, 69-58
D21	vs. American Int'l	W, 72-66
D29	BETHANY#	W, 89-60
D30	BROCKPORT#	L, 71-73
J8	OHIO WESLEYAN	W, 62-53
J12	at Mt. Union	W, 76-75
J15	at Transylvania	L, 73-85
J19	at John Carroll	W, 98-69
J22	at Case Reserve	W, 93-69
J23	BALDWIN-WALLACE	W, 78-65
J29	KENYON	W, 84-74
F1	at Oberlin	W, 97-80
F5	MUSKINGUM	W, 68-66

F9	MARIETTA	W, 87-80
F12	at Otterbein	L, 66-69
F15	DENISON	W, 92-63
F19	at Capital	W, 56-62
F23	HIRAM	W, 82-73
F26	at Wittenberg	L, 70-79
M3	at Kenyon*	L, 83-85

Mose Hole Classic
* OAC Tournament

1972-1973 (19-10, 7-5 OAC)

Coach - Al Van Wie

OAC Tournament Champions

N25	WITTENBERG	L, 47-61
D1	at Hiram	L, 66-74
D2	GROVE CITY	W, 77-57
D5	WILBERFORCE	W, 94-74
D8	vs. New Hampshire	L, 46-58
D9	vs. Hamilton	W, 97-60
D13	at Malone	W, 101-81
D16	FRANKLIN	W, 86-63
D28	DAVIS & ELKINS#	W, 88-66
D29	DEFIANCE#	L, 71-79
J3	at Malone	W, 78-58
J6	OAKLAND	W, 71-69
J8	at Case Reserve	NA
J10	MT. UNION	W, 70-63
J13	HEIDELBERG	L, 68-69
J17	at Ohio Wesleyan	W, 72-52
J20	CASE RESERVE	W, 78-66
J23	at Baldwin-Wallace	W, 59-50
J27	at Kenyon	W, 66-62
J30	OVERLIN	W, 77-64
F3	at Muskingum	L, 50-63
F7	at Marietta	W, 71-53
F10	OTTERBEIN	L, 67-69
F14	at Denison	W, 81-73
F17	CAPITAL	L, 60-61
F22	OVERLIN*	W, 94-69
F23	MT. UNION*	W, 78-70
F24	vs. Wittenberg*	W, 49-48
F27	vs. Kentucky Wesleyan@	L, 56-93
M8	vs. Capital@	L, 47-75

Mose Hole Classic
* OAC Tournament
@ NCAA Great Lakes Regional

1973-1974 (13-10, 7-6 OAC)

Coach - Al Van Wie

D1	OHIO NORTHERN	L, 53-65
D4	at Kent State	L, 52-68
	at Case Reserve	W, 56-53
D12	HIRAM	W, 79-63

D14	at Adrian	W, 63-49
D19	at Wittenberg	L, 48-61
D22	ASHLAND	L, 64-66
D28	ONEONTA#	W, 61-52
D29	DEFIANCE#	W, 73-61
J5	THOMAS MORE	W, 66-59
J9	at Mt. Union	L, 76-90
J12	at Heidelberg	W, 79-67
J16	OHIO WESLEYAN	W, 83-47
J19	at Oakland	L, 69-70
J22	BALDWIN-WALLACE	W, 79-49
J26	KENYON (OT)	L, 60-61
J29	at Oberlin	W, 84-65
F2	MUSKINGUM	W, 65-60
F6	MARIETTA	L, 59-63
F9	at Otterbein	L, 74-84
F13	DENISON	W, 72-67
F16	at Capital	W, 64-55
F23	vs. Kenyon*	L, 53-58

Mose Hole Classic
* OAC Tournament

1974-1975 (10-13, 4-8 OAC)

Coach - Al Van Wie

N30	OAKLAND	W, 73-50
D4	ADRIAN	W, 80-62
D7	CASE RESERVE	W, 53-42
D12	at Hiram	L, 58-63
D14	at Air Force	L, 48-78
D16	at Denver	L, 59-86
D21	at Ashland	L, 54-59
D27	HAMILTON#	W, 86-78
D28	EARLHAM#	W, 71-62
J4	at Otterbein	L, 54-73
J8	WITTENBERG	L, 51-55
J11	at Marietta	L, 58-60
J14	OHIO NORTHERN	W, 62-47
J18	at Walsh	W, 62-57
J21	at Oberlin	W, 56-55
J25	DENISON	L, 57-62
J29	at Mt. Union	L, 76-78
F1	MUSKINGUM	L, 47-49
F4	at Baldwin-Wallace	L, 52-66
F8	KENYON	W, 75-69
F11	at Heidelberg	W, 70-69
F15	CAPITAL	L, 59-66
F20	at Kenyon (OT)*	L, 73-77

Mose Hole Classic
* OAC Tournament



A packed house at Timken Gym celebrates the Scots' win over Capital on Feb. 20, 1971, which clinched the OAC title.

GAME-BY-GAME RESULTS

1975-1976 (14-12, 7-5 OAC)

Coach - Al Van Wie

N29	at Denison	_____	L, 72-81
D2	at Ohio Wesleyan	_____	W, 106-95
D9	HIRAM	_____	W, 83-71
D13	at Wabash	_____	L, 83-91
D12	at Muskingum	_____	W, 79-69
D16	at Case Reserve (OT)	_____	W, 109-106
D17	at Defiance	_____	L, 93-100
D18	at Denison	_____	W, 79-75
D29	LOCK HAVEN#	_____	W, 77-64
D30	DENISON#	_____	W, 69-54
J3	STEBENVILLE	_____	L, 56-72
J6	at Kenyon	_____	W, 66-63
J10	BALDWIN-WALLACE	_____	W, 71-60
J14	WALSH	_____	L, 74-75
N/A	at Mt. Union	_____	L, 72-85
J24	at Ohio Northern	_____	L, 67-75
J27	OBERLIN	_____	L, 59-62
J29	at Heidelberg	_____	W, 57-51
J31	KENYON	_____	W, 73-71
F3	at Baldwin-Wallace	_____	L, 64-69
F7	OTTERBEIN	_____	L, 57-58
F10	MT. UNION	_____	W, 88-66
F14	HEIDELBERG	_____	L, 52-60
F17	OHIO NORTHERN	_____	W, 69-68
F21	at Oberlin	_____	W, 62-60
F27	OBERLIN*	_____	L, 67-82

Mose Hole Classic

* OAC Tournament

1976-1977 (20-7, 10-2 OAC)

Coach - Al Van Wie

OAC Northern Division Champions

D1	OHIO WESLEYAN	_____	W, 73-66
D3	at Rochester	_____	W, 67-66
D4	at Fredonia State	_____	L, 68-69
D7	at Hiram	_____	W, 64-62
D9	DENISON	_____	W, 84-66
D14	CASE RESERVE	_____	W, 112-63
D17	at Bethany	_____	W, 66-62
D18	at Steubenville	_____	W, 69-61
D29	DePAUW#	_____	W, 84-68
D30	CLARION (OT)#	_____	L, 83-84
J5	KENYON	_____	L, 71-73
J8	at Baldwin-Wallace	_____	W, 80-68
J12	at Akron	_____	L, 70-78
J15	MT. UNION	_____	W, 75-62
J19	HEIDELBERG	_____	W, 81-74
J22	OHIO NORTHERN	_____	W, 61-56
J26	at Oberlin	_____	W, 95-90
J29	at Kenyon	_____	W, 78-72
F2	BALDWIN-WALLACE	_____	W, 73-70
F5	at Otterbein	_____	L, 64-66
F9	at Mt. Union (OT)	_____	W, 80-71
F12	at Heidelberg (OT)	_____	W, 82-77
F16	at Ohio Northern	_____	L, 73-77
F18	OBERLIN	_____	W, 83-59
F25	OBERLIN*	_____	W, 93-82
F26	HEIDELBERG*	_____	W, 74-61
F28	vs. Muskingum*	_____	L, 63-79

Mose Hole Classic

* OAC Tournament

1977-1978 (21-6, 10-2 OAC)

Coach - Al Van Wie

N29	GROVE CITY	_____	L, 65-69
D1	HIRAM	_____	W, 108-48
D3	AKRON (OT)	_____	W, 92-85
D6	DYKE	_____	W, 94-73
D9	at Swarthmore	_____	W, 72-65
D10	at Carnegie Mellon	_____	L, 67-71
D17	at Denison	_____	W, 69-53
D28	WHEATON#	_____	W, 97-75
D29	WITTENBERG#	_____	W, 89-84
J4	HEIDELBERG	_____	W, 81-71
J7	at Ohio Northern	_____	W, 80-65
J14	at Wittenberg	_____	W, 72-57
J18	at Mt. Union (OT)	_____	L, 79-80
J21	BALDWIN-WALLACE	_____	W, 79-71
J22	KENYON	_____	W, 93-80
J24	at Oberlin	_____	W, 78-70
J28	at Heidelberg	_____	L, 69-78
F1	OHIO NORTHERN	_____	W, 81-76
F4	at Kenyon	_____	W, 83-77
F11	MT. UNION	_____	W, 100-75
F15	at Baldwin-Wallace	_____	W, 86-73

F18	OBERLIN	_____	W, 84-74
F21	vs. Heidelberg*	_____	W, 52-48
F24	at Baldwin-Wallace* (OT)	_____	W, 64-59
F25	vs. Otterbein*	_____	L, 71-72
M4	vs. DePauw@	_____	W, 84-74
M5	vs. Knoxville@	_____	L, 76-84

Mose Hole Classic

* OAC Tournament

@ NCAA South Regional

1978-1979 (22-6, 11-2 OAC)

Coach - Al Van Wie

N25	CALVIN	_____	W, 85-71
N28	at Grove City	_____	L, 63-65
N30	at Hiram	_____	W, 86-62
D2	at Akron	_____	W, 61-47
D9	CARNEGIE MELLON	_____	W, 77-64
D12	at North Park	_____	L, 63-90
D13	at North Central	_____	W, 103-73
D15	at Illinois Wesleyan	_____	L, 71-79
D27	KALAMAZOO#	_____	W, 104-63
D28	ALMA#	_____	W, 95-77
J5	ROCHESTER	_____	W, 86-65
J6	at Mt. Union	_____	W, 97-79
J9	BALDWIN-WALLACE	_____	L, 65-77
J13	OTTERBEIN	_____	W, 103-75
J17	at Ohio Northern	_____	W, 65-60
J20	at Capital	_____	W, 76-67
J24	HEIDELBERG	_____	W, 82-65
J27	at Ohio Wesleyan	_____	W, 108-81
J30	at Kenyon	_____	W, 91-67
F3	DENISON	_____	W, 94-63
F7	at Muskingum	_____	W, 69-58
F10	OBERLIN	_____	W, 79-73
F14	at Wittenberg	_____	L, 58-76
F17	MARIETTA	_____	W, 97-68
F20	KENYON*	_____	W, 102-63
F23	vs. Mt. Union*	_____	W, 94-79
F24	vs. Heidelberg*	_____	W, 82-50
F26	vs. Wittenberg*	_____	L, 50-52

Mose Hole Classic

* OAC Tournament

1979-1980 (10-14, 6-7 OAC)

Coach - Al Van Wie

N30	at Cortland	_____	L, 59-66
D1	at Lock Haven	_____	W, 87-81
D5	at Westminster	_____	L, 53-54
D8	HIRAM	_____	W, 82-64
D11	at Calvin	_____	L, 53-70
D15	ASHLAND	_____	L, 94-96
D18	at Marian	_____	L, 63-69
D19	at Rose-Hulman	_____	L, 71-73
D28	WESLEYAN#	_____	W, 78-58
D29	OHIO NORTHERN#	_____	W, 74-73
J5	MT. UNION	_____	W, 76-73
J9	at Baldwin-Wallace	_____	W, 74-73
J12	at Otterbein	_____	L, 55-69
J16	OHIO NORTHERN	_____	L, 67-77
J19	CAPITAL (OT)	_____	W, 84-83
J23	at Heidelberg	_____	L, 71-72
J26	OHIO WESLEYAN	_____	W, 57-55
J29	KENYON (OT)	_____	W, 78-77
F2	at Denison	_____	W, 77-70
F6	MUSKINGUM	_____	L, 55-60
F9	at Oberlin	_____	L, 70-78
F13	WITTENBERG	_____	L, 60-64
F16	at Marietta (OT)	_____	L, 80-85
F18	at Heidelberg*	_____	L, 74-81

Mose Hole Classic

* OAC Tournament

1980-1981 (10-14, 3-11 OAC)

Coach - Al Van Wie

N29	GROVE CITY	_____	W, 58-55
D1	WASH. & JEFFERSON	_____	W, 79-71
D3	WESTMINSTER	_____	W, 68-57
D6	at Hiram	_____	L, 65-70
D10	at Ashland	_____	W, 67-66
D16	at Bowling Green	_____	L, 66-75
D20	WALSH	_____	W, 77-67
D29	CASE RESERVE#	_____	L, 59-66
D30	MANSFIELD STATE#	_____	W, 70-56
J7	DYKE	_____	W, 79-51
J10	at Wittenberg (OT)	_____	L, 49-53
J14	DENISON	_____	W, 65-46
J17	at Kenyon	_____	W, 61-53
J21	at Ohio Northern	_____	L, 55-74

J24	HEIDELBERG	_____	L, 64-74
J28	at Baldwin-Wallace	_____	L, 80-95
J31	at Marietta	_____	L, 71-83
F4	MUSKINGUM	_____	L, 49-50
F7	at Otterbein	_____	L, 72-89
F11	OHIO WESLEYAN	_____	L, 44-48
F14	OBERLIN	_____	W, 98-54
F18	at Capital	_____	L, 66-82
F21	MT. UNION	_____	L, 70-74
F25	at Heidelberg*	_____	L, 59-69

Mose Hole Classic

* OAC Tournament

1981-1982 (13-12, 6-7 OAC)

Coach - Al Van Wie

N28	at Grove City	_____	L, 47-60
N30	at Wash. & Jefferson	_____	W, 64-62
D2	HIRAM (OT)	_____	W, 74-69
D4	at Hamilton	_____	L, 53-63
D5	at Manhattanville	_____	L, 47-56
D9	at Walsh	_____	W, 50-48
D12	ASHLAND	_____	L, 59-61
D28	GETTYSBURG#	_____	W, 57-48
D29	CALVIN#	_____	W, 44-43
J6	DYKE	_____	W, 54-53
J9	WITTENBERG	_____	L, 45-46
J13	at Denison	_____	W, 68-66
J16	KENYON	_____	L, 52-60
J20	OHIO NORTHERN	_____	L, 44-71
J23	at Heidelberg	_____	L, 48-56
J27	BALDWIN-WALLACE	_____	W, 77-67
J30	MARIETTA	_____	W, 64-53
F3	at Muskingum	_____	L, 55-60
F6	OTTERBEIN	_____	W, 65-53
F10	at Ohio Wesleyan	_____	L, 54-58
F13	at Oberlin	_____	W, 50-48
F17	CAPITAL	_____	L, 61-70
F20	at Mt. Union	_____	W, 60-58
F22	KENYON*	_____	W, 65-54
F24	OHIO NORTHERN*	_____	L, 47-63

Mose Hole Classic

* OAC Northern Division Tournament

1982-1983 (13-13, 7-6 OAC)

Coach - Bill Brown

N26	at Hanover	_____	L, 58-69
N27	at Ohio Wesleyan	_____	W, 64-62
D1	at Hiram	_____	L, 43-48
D6	ASHLAND	_____	W, 66-65
D11	GRACE	_____	L, 51-58
D13	at Mt. St. Mary's	_____	L, 55-67
D14	at York (OT)	_____	W, 56-50
D16	at Washington	_____	L, 67-77
D28	KALAMAZOO#	_____	W, 53-51
D29	MUHLBERG#	_____	L, 42-47
J5	at Dyke (OT)	_____	W, 80-79
J8	at Mt. Union (OT)	_____	L, 54-56
J12	OHIO WESLEYAN	_____	L, 53-55
J15	CAPITAL	_____	L, 18-27
J19	at Denison	_____	W, 75-72
J22	BALDWIN-WALLACE	_____	W, 73-69
J26	OBERLIN	_____	W, 66-52
J29	at Kenyon	_____	W, 64-43
F2	at Ohio Northern	_____	L, 50-78
F5	HEIDELBERG	_____	W, 68-65
F9	WITTENBERG	_____	L, 50-53
F12	at Muskingum	_____	W, 57-56
F16	MARIETTA (OT)	_____	L, 59-61
F19	at Otterbein	_____	W, 72-68
F21	at Mt. Union*	_____	W, 52-48
F23	at Capital (OT)*	_____	L, 53-57

Mose Hole Classic

* OAC Tournament

1983-1984 (10-16, 5-9 OAC)

Coach - Lu Wims

N18	at Buffalo State	_____	L, 50-69
N19	at Cortland State (OT)	_____	W, 74-72
N22	GROVE CITY (OT)	_____	W, 64-61
N30	HIRAM	_____	W, 84-61
D3	at John Carroll	_____	L, 47-57
D7	ASHLAND	_____	W, 58-56
D9	at Grace	_____	L, 55-78
D17	at Tennessee Temple	_____	L, 69-72
D19	at Rollins	_____	L, 75-83
D21	at Tampa	_____	L, 53-72
D28	BLUFFTON (OT)#	_____	W, 71-70
D29	TAYLOR#	_____	L, 59-63

J7	MT. UNION (20T)	_____	W, 72-68
J11	at Ohio Wesleyan	_____	L, 68-87
J14	at Capital	_____	L, 46-63
J18	DENISON (20T)	_____	L, 73-78
J21	at Baldwin-Wallace	_____	L, 66-75
J23	at Oberlin	_____	W, 71-54
J28	KENYON	_____	W, 80-50
F1	OHIO NORTHERN	_____	W, 45-32
F4	at Heidelberg	_____	L, 70-89
F8	at Wittenberg	_____	L, 46-70
F11	MUSKINGUM	_____	W, 47-46
F15	at Marietta	_____	L, 67-77
F18	OTTERBEIN	_____	L, 68-74
F20	at Ohio Wesleyan*	_____	L, 54-67

Mose Hole Classic

* OAC Tournament

1984-1985 (14-11, 6-6 NCAC)

Coach - Lu Wims

N28	at Hiram	_____	W, 79-65
D1	JOHN CARROLL	_____	W, 41-38
D3	at Youngstown State	_____	L, 64-80
D8	at Grove City	_____	L, 52-79
D15	BETHANY	_____	W, 50-48
D21	at Marian (OT)	_____	W, 62-63
D22	at Knox	_____	W, 106-76
D28	KALAMAZOO#	_____	W, 102-60
D29	MUHLBERG#	_____	W, 60-53
J5	EARLHAM	_____	W, 64-49
J9	at Case Reserve	_____	W, 72-63
J12	KENYON	_____	W, 73-61
J16	at Ohio Wesleyan	_____	L, 70-86
J19	at Oberlin	_____	W, 72-63
J23	ALLEGHENY	_____	L, 63-70
J26	FRANKLIN	_____	W, 80-56
J30	at Denison	_____	L, 62-71
F2	at Kenyon	_____	W, 68-57
F4	CASE RESERVE	_____	L, 67-68
F6	OHIO WESLEYAN	_____	L, 62-73
F9	OBERLIN	_____	W, 91

GAME-BY-GAME RESULTS

D29	BLUFFTON#	W, 92-77
D30	OHIO NORTHERN#	L, 46-47
J3	at Wright State	L, 75-100
J8	at Kenyon	L, 58-77
J10	at Denison	W, 77-69
J14	OHIO WESLEYAN	L, 77-110
J17	OVERLIN	W, 107-104
J21	PSU-BEHREND	L, 63-68
J24	at Case Reserve	W, 84-68
J28	ALLEGHENY	L, 51-58
J31	DENISON	L, 60-73
F4	at Ohio Wesleyan	L, 53-64
F7	at Oberlin	L, 61-62
F11	CAPITAL	L, 67-82
F14	CASE RESERVE	W, 62-50
F18	at Allegheny	L, 51-63
F21	KENYON	W, 64-60
F24	KENYON*	L, 66-68

Mose Hole Classic
* NCAC Tournament

1987-1988 (14-11, 6-6 NCAC)

Coach - Steve Moore

N21	at Ashland	L, 46-71
N24	MARIETTA (OT)	W, 81-76
N28	at Youngstown State	L, 58-61
D2	HIRAM	W, 73-56
D4	vs. Vassar	W, 90-62
D5	at Rochester	W, 65-57
D9	at Mt. Union	W, 79-68
D12	GROVE CITY	W, 59-51
D29	LYCOMING#	W, 75-50
D30	MUSKINGUM#	L, 53-66
J4	JOHN CARROLL	W, 74-69
J6	KENYON	W, 64-62
J9	DENISON	W, 65-54
J13	at Ohio Wesleyan	L, 63-99
J16	at Oberlin	L, 72-87
J23	CASE RESERVE	W, 81-72
J27	at Allegheny	L, 46-62
J30	at Denison	W, 80-57
F3	OHIO WESLEYAN	L, 69-76
F6	OVERLIN	L, 88-93
F10	at Capital	L, 53-80
F13	at Case Reserve	W, 78-67
F17	ALLEGHENY	L, 49-52
F20	at Kenyon	W, 69-61
F23	KENYON*	L, 64-65

Mose Hole Classic
* NCAC Tournament

1988-1989 (21-7, 10-2 NCAC)

Coach - Steve Moore

NCAC Co-Champions

N18	vs. St. Andrews	W, 69-59
N19	at Capital	L, 38-46
N22	at Marietta	W, 102-87
N30	at Hiram	W, 76-60
D3	at Haverford	W, 107-50
D7	MT. UNION	L, 60-61
D10	at Grove City	L, 56-67
D22	MALONE	W, 66-60
D28	WESLEYAN#	W, 73-58
D29	BALDWIN-WALLACE#	W, 55-48
J4	OHIO WESLEYAN	W, 70-65
J7	OVERLIN	W, 65-60
J9	at Bethany	W, 83-49
J11	OTTERBEIN	W, 66-59
J14	at Case Reserve	W, 89-46
J18	at Allegheny	L, 59-73
J21	KENYON	W, 60-45
J25	at Denison	W, 62-48
J28	at Oberlin	W, 91-61
F1	CAPITAL	L, 43-47
F4	CASE RESERVE	W, 95-47
F8	ALLEGHENY	W, 69-63
F11	at Kenyon	W, 66-50
F15	DENISON	W, 84-55
F18	at Ohio Wesleyan	L, 77-78
F21	CASE RESERVE*	W, 80-55
F23	OHIO WESLEYAN*	W, 60-57
F25	vs. Allegheny*	L, 54-56

Mose Hole Classic
* NCAC Tournament

1989-1990 (18-9, 8-3 NCAC)

Coach - Steve Moore

NCAC North Division Champions

N18	at Otterbein	L, 76-83
N21	TIFFIN	W, 70-51
N25	at Kent State	L, 48-83
N29	HIRAM	W, 74-61
D1	at Malone	L, 63-76
D2	WESTMINSTER	L, 64-70
D6	at Ohio Wesleyan	W, 71-69
D9	GROVE CITY	W, 54-45
D16	at Wheaton	W, 71-53
D18	at Chicago	W, 64-57
D27	HAVERFORD#	W, 93-53
D28	HANOVER#	L, 55-69
J6	BETHANY	W, 102-80
J10	OVERLIN	W, 66-53
J13	EARLHAM	W, 77-52
J17	at Allegheny	L, 78-87
J20	at Wittenberg	L, 54-60
J24	CASE RESERVE	W, 85-74
J27	at Kenyon	W, 74-55
J31	at Denison	W, 87-84
F3	DYKE	W, 97-72
F7	at Case Reserve	L, 86-88
F10	OHIO WESLEYAN	W, 70-57
F14	ALLEGHENY	W, 73-60
F17	at Oberlin	W, 61-49
F20	EARLHAM*	W, 69-49
F22	at Ohio Wesleyan*	L, 71-75

Mose Hole Classic
* NCAC Tournament

1990-1991 (25-4, 11-0 NCAC)

Coach - Steve Moore

NCAC North Division Champions

N16	vs. Emory & Henry	L, 68-74
N17	vs. Colby	W, 77-74
N18	vs. Wabash	W, 96-83
N21	MARIETTA	W, 69-63
N28	at Hiram	W, 71-64
D1	at Thomas More	W, 83-57
D5	OHIO WESLEYAN	W, 89-70
D8	at Grove City	W, 57-47
D12	at Tiffin	W, 88-69
D15	LAKE ERIE	W, 103-47
D28	TRINITY#	W, 93-54
D29	HOPE#	L, 61-76
J5	at Worcester Polytech	W, 71-60
J6	at Mass./Boston	W, 73-68
J9	at Oberlin	W, 71-54
J12	at Earlham	W, 85-71
J16	ALLEGHENY	W, 59-58
J19	WITTENBERG	W, 74-68
J23	at Case Reserve	W, 69-61
J26	KENYON	W, 89-64
J30	DENISON	W, 71-52
F6	CASE RESERVE	W, 76-52
F9	at Ohio Wesleyan	W, 76-74
F13	at Allegheny	W, 75-61
F16	OVERLIN	W, 90-57
F19	OVERLIN*	W, 92-41
F22	KENYON*	W, 70-55
F23	WITTENBERG*	L, 48-65
F28	at Calvin@	L, 68-85

Mose Hole Classic
* NCAC Tournament
@ NCAA Tournament


1991-1992 (26-3, 15-1 NCAC)

Coach - Steve Moore

NCAC Co-Champions

NCAC Tournament Champions

N22	vs. SUNY Oneonta	W, 115-70
N23	at Washington & Lee	W, 76-53
N26	at Akron	L, 71-80
N29	at Marietta	W, 66-51
D4	HIRAM	W, 83-57
D7	at Wittenberg	L, 54-59
D10	CASE RESERVE	W, 77-59
D14	DENISON	W, 71-57
D22	at Lake Erie	W, 87-60
D27	GROVE CITY#	W, 79-48
D28	WHEATON#	W, 77-62
J4	at Kenyon	W, 71-39
J8	OVERLIN	W, 72-59
J11	EARLHAM	W, 67-44



Jesse Smith led Wooster in scoring (14.8 ppg), rebounding (7.9 rpg), and assists (3.3 apg) in 1983-84.

J15	ALLEGHENY	W, 83-58
J18	at Ohio Wesleyan	W, 90-76
J22	at Denison	W, 62-41
J25	WITTENBERG	W, 65-59
J29	at Case Reserve	W, 95-73
F1	KENYON	W, 56-50
F5	at Allegheny	W, 78-59
F8	at Earlham	W, 65-43
F15	OHIO WESLEYAN	W, 77-54
F19	THOMAS MORE	W, 82-61
F22	at Oberlin	W, 83-65
F25	KENYON*	W, 58-43
F28	OHIO WESLEYAN*	W, 81-51
F29	WITTENBERG*	W, 61-54
M7	OTTERBEIN@	L, 77-80

Mose Hole Classic
* NCAC Tournament
@ NCAA Tournament

1992-1993 (21-7, 12-4 NCAC)

Coach - Steve Moore

NCAC Tournament Champions

N28	MARIETTA	W, 87-62
D2	at Hiram	L, 70-80
D5	WITTENBERG (OT)	L, 58-62
D8	at Case Reserve	W, 61-47
D12	at Denison	L, 49-59
D19	at Pomona-Pitzer	W, 62-45
D21	at Claremont	L, 57-71
D29	WILMINGTON#	W, 93-64
D30	LEBANON VALLEY#	W, 66-55
J2	KENYON	L, 54-59
J6	at Oberlin	W, 90-42
J9	at Earlham	W, 83-52
J13	at Allegheny	W, 80-58
J16	OHIO WESLEYAN	L, 60-62
J20	DENISON	W, 67-32
J23	at Wittenberg	W, 54-45
J27	CASE RESERVE	W, 73-43
J30	at Kenyon	W, 72-65
F3	ALLEGHENY	W, 78-69
F6	EARLHAM	W, 82-56

F9	at Ashland	W, 75-55
F13	at Ohio Wesleyan	W, 83-75
F17	WILMINGTON	W, 83-68
F20	OVERLIN	W, 90-56
F23	DENISON*	W, 79-68
F26	vs. Allegheny*	W, 67-57
F27	vs. Kenyon*	W, 64-48
M6	at Ohio Northern@	L, 62-88

Mose Hole Classic
* NCAC Tournament
@ NCAA Tournament

1993-1994 (18-8, 11-5 NCAC)

Coach - Steve Moore

N20	at Wilmington	W, 82-50
N26	vs. Roanoke	L, 58-67
N27	vs. Roger Williams	W, 77-40
D1	ASHLAND	W, 68-62
D4	at Wittenberg	L, 62-67
D7	CASE RESERVE	W, 78-38
D11	at Kenyon	L, 67-79
D18	at Scranton	W, 78-60
D21	at Allentown	W, 67-60
D29	CARROLL#	W, 99-69
D30	OHIO NORTHERN#	L, 57-58
J5	OVERLIN	W, 96-35
J8	at Earlham	W, 93-56
J12	ALLEGHENY (30T)	W, 86-78
J15	at Ohio Wesleyan	L, 50-62
J18	at Denison	W, 77-57
J22	WITTENBERG	L, 64-67
J26	at Case Reserve	W, 80-65
J29	KENYON	L, 54-56
F2	at Allegheny	W, 68-61
F5	EARLHAM	W, 100-43
F12	OHIO WESLEYAN	W, 87-67
F16	DENISON	W, 67-57
F19	at Oberlin	W, 99-69
F22	CASE RESERVE*	W, 61-52
F25	vs. Kenyon*	L, 53-71

Mose Hole Classic
* NCAC Tournament

GAME-BY-GAME RESULTS

1994-1995 (26-3, 15-1 NCAC)

Coach – Steve Moore

NCAC Champions

NCAC Tournament Champions

N18	OLIVET^	W, 102-54
N19	MALONE^	W, 85-79
N25	vs. Geneva	W, 84-72
N26	at Walsh	L, 62-69
N30	at Case Reserve (OT)	W, 70-65
D3	EARLHAM	W, 78-55
D7	ALLEGHENY	W, 64-47
D10	WITTENBERG	W, 58-53
D19	CENTRAL	W, 79-64
D28	SEWANEE#	W, 83-73
D29	SCRANTON#	W, 84-50
J7	KENYON	W, 64-61
J9	at Ohio Wesleyan	W, 66-54
J11	at Oberlin	W, 80-61
J18	DENISON	W, 80-67
J21	at Earlham	W, 87-79
J25	at Allegheny	W, 68-59
J28	at Wittenberg	W, 48-44
F1	at Ashland	W, 78-71
F4	OBERLIN	W, 82-53
F8	OHIO WESLEYAN	W, 70-64
F11	CASE RESERVE	W, 94-65
F15	at Kenyon	W, 66-50
F18	at Denison	L, 40-44
F21	ALLEGHENY*	W, 71-57
F24	vs. Ohio Wesleyan*	W, 67-50
F25	vs. Wittenberg*	W, 71-67
M2	HEIDELBERG@	W, 72-64
M4	KENYON@	L, 55-57

^ Al Van Wie Classic

Mose Hole Classic

** NCAC Tournament*

@ NCAA Tournament

1995-1996 (19-7, 12-4 NCAC)

Coach – Steve Moore

N17	LAKE ERIE^	W, 68-51
N18	WALSH^	L, 68-79
N25	vs. Hartwick	W, 75-70
N26	vs. Kings Point	W, 75-55
N29	CASE WESTERN RESERVE	W, 66-54
D2	at Earlham	W, 73-64
D6	at Allegheny	W, 79-61
D9	at Wittenberg	L, 47-66
D21	MALONE	W, 72-66
D22	at Muskingum	W, 64-57
D28	DICKINSON#	W, 86-31
D29	MT. UNION#	W, 56-51
J5	at Kenyon	W, 62-56
J6	OHIO WESLEYAN	W, 68-49
J10	OBERLIN	W, 88-47
J17	at Denison	L, 70-74
J20	EARLHAM	W, 91-54
J24	ALLEGHENY	W, 82-57
J27	WITTENBERG	L, 43-46
F2	at Oberlin	W, 65-62
F7	at Ohio Wesleyan	L, 61-73
F10	at Case Reserve	W, 79-63
F14	KENYON	W, 48-43
F17	DENISON	W, 63-51
F20	OHIO WESLEYAN*	L, 62-71
F29	at John Carroll@	L, 72-86

^ Al Van Wie Classic

Mose Hole Classic

** NCAC Tournament*

@ NCAA Tournament

1996-1997 (23-6, 12-4 NCAC)

Coach – Steve Moore

NCAC Tournament Champions

N22	HIRAM^	W, 61-53
N23	WILMINGTON^	W, 74-45
N26	at Grove City	W, 70-64
D3	at Akron	L, 55-72
D5	OBERLIN	W, 83-65
D7	at Earlham	W, 75-60
D18	at UC-San Diego	W, 84-75
D21	at Pomona-Pitzer	W, 64-62
D27	BLACKBURN#	W, 70-51
D28	RIO GRANDE#	W, 72-67
J3	at Kenyon	W, 74-53
J8	at Denison	W, 69-65
J11	CASE WESTERN RESERVE	W, 87-77

J15	at Allegheny	L, 53-54
J18	WITTENBERG	L, 53-66
J22	KENYON	W, 70-54
J25	at Ohio Wesleyan	W, 61-48
J31	at Oberlin	W, 85-57
F1	DENISON (OT)	L, 62-63
F5	at Case Western Reserve (OT)	W, 81-78
F8	at Wittenberg	L, 61-67
F12	ALLEGHENY (OT)	W, 79-77
F15	EARLHAM	W, 75-43
F22	OHIO WESLEYAN	W, 77-42
F25	OHIO WESLEYAN*	W, 70-45
F28	DENISON*	W, 68-64
M1	WITTENBERG*	W, 51-44
M6	at Ohio Northern@	W, 84-58
M8	at Hope@	L, 56-67

^ Al Van Wie Classic

Mose Hole Classic

** NCAC Tournament*

@ NCAA Tournament

1997-1998 (22-6, 15-1 NCAC)

Coach – Steve Moore

NCAC Champions

N21	TIFFIN^	L, 71-83
N22	MUSKINGUM^	W, 77-67
N25	at Harvard	L, 61-77
N29	MT. UNION	W, 74-65
N30	at Carnegie Mellon	W, 78-63
D3	at Oberlin	W, 96-63
D6	at Lake Erie	W, 73-49
D13	EARLHAM	W, 90-45
D29	GROVE CITY#	W, 67-48
D30	OHIO NORTHERN#	L, 70-79
J3	KENYON	W, 96-51
J7	DENISON	W, 87-68
J10	at Case Western Reserve	W, 83-73
J14	ALLEGHENY	W, 74-64
J17	at Wittenberg	W, 63-58
J21	at Kenyon	W, 81-52
J24	OHIO WESLEYAN	W, 62-47
J30	at Denison	W, 79-65
J31	OBERLIN	W, 87-53
F4	CASE WEST. RESERVE	W, 87-61
F7	WITTENBERG	L, 56-61
F11	at Allegheny	W, 97-87
F14	at Earlham	W, 75-44
F21	at Ohio Wesleyan	W, 83-75
F24	OBERLIN*	W, 107-57
F26	vs. Denison*	W, 79-57
F28	vs. Allegheny*	L, 64-66
M7	JOHN CARROLL@	L, 59-78

^ Al Van Wie Classic

Mose Hole Classic

** NCAC Tournament*

@ NCAA Tournament

1998-1999 (25-4, 15-1 NCAC)

Coach – Steve Moore

NCAC Champions

N20	SHAWNEE STATE^	W, 88-67
N21	OHIO DOMINICAN^	W, 76-51
D2	at Case Western Reserve	W, 69-58
D5	EARLHAM	W, 78-62
D8	at Akron	L, 61-82
D10	ALLEGHENY	W, 74-57
D12	LAKE ERIE	W, 96-67
D19	at Marymount	W, 81-72
D21	at Goucher	L, 62-67
D28	KALAMAZOO#	W, 70-51
D29	COLBY#	W, 71-60
J4	at Wittenberg	L, 56-67
J9	KENYON	W, 64-54
J11	at Ohio Wesleyan	W, 63-55
J20	DENISON	W, 95-63
J23	at Earlham	W, 84-44
J27	at Allegheny	W, 96-83
J30	WITTENBERG	W, 56-55
F2	at Oberlin	W, 101-52
F6	OBERLIN	W, 99-68
F10	OHIO WESLEYAN	W, 84-62
F13	CASE WEST. RESERVE	W, 89-73
F17	at Kenyon	W, 65-60
F20	at Denison	W, 92-67
F23	KENYON*	W, 89-59
F26	CASE WEST. RESERVE*	W, 71-54



Erich Riebe '92 is one of two players with two seasons with at least 120 assists. His 444 career helpers are still tops in program history.

F27	ALLEGHENY*	W, 89-69
M6	OTTERBEIN@	W, 89-80
M12	at Hampden-Sydney@	L, 66-74

^ Al Van Wie Classic
Mose Hole Classic
** NCAC Tournament*
@ NCAA Tournament

1999-2000 (26-3, 16-0, NCAC)

Coach – Steve Moore

NCAC Champions

NCAC Tournament Champions

N19	CASE WESTERN RESERVE^	W, 76-61
N20	DePAUW^	W, 64-61
N23	at Gannon	L, 53-95
N27	THOMAS MORE	W, 108-72
D1	at Capital	W, 85-72
D4	at Earlham	W, 79-57
D8	OBERLIN	W, 91-53
D17	vs. Huntington	W, 58-54
D18	at Kalamazoo	L, 54-62
D29	HIRAM#	W, 103-75
D30	HANOVER#	W, 61-58
J8	at Denison	W, 100-73
J12	at Kenyon	W, 87-68
J15	at Wabash	W, 79-74
J19	at Hiram	W, 81-65
J22	WITTENBERG	W, 81-63
J26	at Allegheny	W, 85-62
J29	EARLHAM	W, 79-67
F2	KENYON	W, 92-67
F5	WABASH	W, 81-75
F9	ALLEGHENY	W, 82-65
F12	at Ohio Wesleyan	W, 84-52
F16	DENISON	W, 112-64
F19	at Wittenberg	W, 83-72
F22	KENYON*	W, 100-50
F25	EARLHAM*	W, 90-64
F26	WABASH*	W, 114-91
M4	OHIO NORTHERN@	W, 82-71
M10	at Calvin@	L, 53-82

^ Al Van Wie Classic

Mose Hole Classic

** NCAC Tournament*

@ NCAA Tournament

2000-2001 (24-4, 14-2 NCAC)

Coach – Steve Moore

NCAC Tournament Champions

N17	AURORA^	W, 96-90
N18	SAVANNAH A & D^	W, 67-66
N25	vs. Thiel	W, 87-77
N26	at Carnegie Mellon	W, 74-60
D2	EARLHAM	W, 75-59
D6	at Oberlin	W, 83-52
D9	at Westminster (Pa.)	W, 88-75
D17	at Hiram	W, 78-58
D19	DENISON	W, 111-57
D29	CASE WEST. RESERVE#	W, 83-56
D30	CHICAGO#	W, 89-57
J8	at Savannah Art & Design	L, 78-83
J10	KENYON	W, 97-72
J13	at Wabash	W, 100-75
J17	HIRAM	W, 97-81
J20	at Wittenberg	L, 83-90
J24	ALLEGHENY	W, 111-66
J27	at Earlham	W, 90-80
J31	at Kenyon	W, 80-70
F3	WABASH	W, 100-82
F7	at Allegheny	W, 93-70
F10	OHIO WESLEYAN	W, 92-57
F14	at Denison	W, 92-63
F17	WITTENBERG	L, 80-94
F20	HIRAM*	W, 73-64
F23	vs. Earlham*	W, 90-79
F24	at Wittenberg*	W, 59-56
M3	CARTHAGE@	L, 80-88

^ Al Van Wie Classic

Mose Hole Classic

** NCAC Tournament*

@ NCAA Tournament

2001-2002 (21-7, 14-2 NCAC)

Coach – Steve Moore

N16	PITT-BRADFORD^	W, 94-86
N17	ST. THOMAS (MINN.)^	L, 66-76
N24	at Edinboro	W, 74-57
N28	CAPITAL	L, 55-62
D1	at Earlham	W, 88-79
D5	OHIO WESLEYAN	W, 73-63
D8	KENYON	W, 92-59

GAME-BY-GAME RESULTS

D16 at Texas Lutheran _____L, 71-74
 D18 at Southwestern (Texas) _____W, 76-55
 D28 CASE WESTERN RESERVE# _____W, 94-43
 D29 THIEL# _____W, 80-66
 J5 at Denison _____W, 83-71
 J7 WESTMINSTER (PA.) _____W, 67-58
 J9 OBERLIN _____W, 78-58
 J12 at Wabash _____W, 72-69
 J16 ALLEGHENY _____W, 82-70
 J19 EARLHAM _____W, 86-70
 J23 at Ohio Wesleyan _____W, 76-55
 J26 at Wittenberg _____L, 70-75
 J30 HIRAM _____W, 88-69
 F2 at Kenyon _____W, 96-59
 F6 at Allegheny _____W, 91-63
 F9 WABASH _____L, 62-76
 F13 at Hiram _____W, 93-60
 F16 WITTENBERG _____L, 66-68
 F19 ALLEGHENY* _____W, 82-72
 F22 vs. Wabash* _____W, 83-80
 F23 at Wittenberg* _____L, 57-58
 ^ Al Van Wie Classic
 # Mose Hole Classic
 * NCAC Tournament

2002-2003 (30-3, 15-1 NCAC)

Coach – Steve Moore

NCAC Champions

NCAC Tournament Champions

NCAA Div. III "Final Four" – 3rd-Place

N22 CASE WEST. RESERVE^ _____W, 94-40
 N23 KINGS POINT^ _____W, 93-70
 N26 at Ohio Northern _____W, 63-62
 D1 at Westminster (Pa.) _____W, 64-53
 D4 DENISON _____W, 74-63
 D7 at Kenyon _____W, 96-58
 D20 vs. Luther _____W, 59-36
 D21 at Elmhurst _____W, 70-59
 D28 BENEDICTINE (ILL.)# _____W, 74-66
 D29 KALAMAZOO# _____L, 72-79
 J4 at Mt. Union _____W, 93-66
 J8 at Oberlin _____W, 86-45
 J11 WABASH _____W, 76-63
 J15 at Allegheny _____W, 80-69
 J18 at Earlham _____W, 75-58
 J22 OHIO WESLEYAN _____W, 70-59
 J25 WITTENBERG _____W, 81-64
 J29 at Hiram _____W, 94-61
 F1 KENYON _____W, 92-55
 F5 ALLEGHENY _____W, 97-74
 F8 at Wabash _____W, 74-69
 F12 HIRAM _____W, 91-58
 F15 at Wittenberg _____L, 55-61
 F19 at Ohio Wesleyan _____W, 73-60
 F22 EARLHAM _____W, 78-72
 F25 HIRAM* _____W, 73-51
 F28 WABASH* _____W, 76-66
 M1 ALLEGHENY* _____W, 93-71
 M8 JOHN CARROLL@ _____W, 77-75
 M14 SCRANTON@ _____W, 75-64
 M15 RAMAPO@ _____W, 68-64
 M21 vs. Williams@ _____L, 72-74 (ot)
 M22 vs. Hampden-Sydney@ _____W, 78-74
 ^ Al Van Wie Classic
 # Mose Hole Classic
 * NCAC Tournament
 @ NCAA Tournament

2003-2004 (26-4, 14-2 NCAC)

Coach – Steve Moore

NCAC Tournament Champions

N21 ST. THOMAS (MINN.)^ _____W, 67-55
 N22 OTTERBEIN^ _____W, 72-66
 N29 CAPITAL& _____L, 71-74
 N30 at Mt. Union& _____W, 71-56
 D3 at Denison _____W, 84-67
 D6 OHIO WESLEYAN _____W, 81-55
 D14 WESTMINSTER (PA.) _____W, 80-61
 D20 at Transylvania _____W, 72-55
 D29 MACMURRAY# _____W, 93-55
 D30 HANOVER# _____W, 68-61
 J7 OBERLIN _____W, 92-49
 J10 EARLHAM _____W, 75-63
 J14 at Kenyon _____W, 81-64
 J17 at Wittenberg _____L, 62-72
 J21 HIRAM _____W, 95-50
 J24 WABASH _____W, 71-50

J28 at Allegheny _____W, 82-64
 J31 at Earlham _____W, 73-65
 F4 KENYON _____W, 90-63
 F7 at Wabash _____W, 68-45
 F11 ALLEGHENY _____W, 72-53
 F14 WITTENBERG _____L, 62-73
 F18 at Hiram _____W, 82-50
 F21 at Ohio Wesleyan _____W, 63-52
 F24 KENYON* _____W, 87-49
 F26 vs. Ohio Wesleyan* _____W, 72-67
 F28 at Wittenberg* _____W, 100-71
 M6 SUNY POTSDAM@ _____W, 70-56
 M12 ILLINOIS WESLEYAN@ _____W, 58-53
 M13 JOHN CARROLL@ _____L, 64-70
 ^ Al Van Wie Classic
 & OAC/NCAC Challenge
 # Mose Hole Classic
 * NCAC Tournament
 @ NCAA Tournament

2004-2005 (27-3, 15-1 NCAC)

Coach – Steve Moore

NCAC Champions

N19 OHIO DOMINICAN^ _____W, 82-75
 N20 OHIO NORTHERN^ _____W, 74-69
 N27 vs. Mt. Union& _____W, 79-69
 N28 vs. Capital& _____W, 83-73
 D1 DENISON _____W, 90-60
 D4 at Ohio Wesleyan _____W, 75-67 (ot)
 D8 at Oberlin _____W, 80-43
 D11 at Earlham _____W, 74-61
 D20 at Westminster (Pa.) _____W, 116-79
 D29 WASH. & JEFF.# _____W, 79-73
 D30 TRANSYLVANIA# _____W, 80-74
 J7 vs. St. Francis (Ill.) _____W, 73-39
 J8 vs. Shenandoah _____W, 69-63
 J12 KENYON _____W, 92-49
 J15 WITTENBERG _____L, 51-69
 J19 HIRAM _____W, 97-70
 J22 at Wabash _____W, 73-65
 J26 ALLEGHENY _____W, 90-57
 J29 EARLHAM _____W, 93-66
 F2 at Kenyon _____W, 70-50
 F5 WABASH _____W, 76-52
 F9 at Allegheny _____W, 97-61
 F12 at Wittenberg _____W, 102-95 (3ot)
 F16 at Hiram _____W, 91-80
 F19 OHIO WESLEYAN _____W, 76-62
 F22 KENYON* _____W, 95-56
 F25 EARLHAM* _____W, 84-52
 F26 WITTENBERG* _____L, 59-61
 M3 BALDWIN-WALLACE@ _____W, 94-78
 M5 at Albion@ _____L, 58-59
 ^ Al Van Wie Classic
 & OAC/NCAC Challenge
 # Mose Hole Classic
 * NCAC Tournament
 @ NCAA Tournament

2005-2006 (26-4, 15-1 NCAC)

Coach – Steve Moore

NCAC Champions

N18 KALAMAZOO^ _____W, 84-66
 N19 WIS.-STOUT^ _____W, 90-82
 N26 vs. Methodist& _____W, 77-63
 N27 at Emory & Henry& _____W, 150-101
 N30 at Denison _____W, 109-73
 D3 at Earlham _____W, 83-81 (ot)
 D7 OBERLIN _____W, 112-53
 D10 WITTENBERG _____W, 86-83
 D18 WESTMINSTER (PA.) _____W, 133-110
 D29 BALDWIN-WALLACE# _____L, 108-113 (2ot)
 D30 THIEL# _____W, 129-80
 J6 vs. College of New Jersey% _____W, 62-53
 J7 at Wash. & Jeff.% _____W, 97-72
 J11 at Allegheny _____W, 102-71
 J14 at Wabash _____W, 111-76
 J18 at Hiram _____W, 102-91
 J21 OHIO WESLEYAN _____W, 103-94
 J25 at Kenyon _____W, 76-63
 J28 EARLHAM _____W, 99-63
 F1 ALLEGHENY _____W, 121-88
 F4 at Wittenberg _____W, 86-77
 F8 HIRAM _____W, 129-67
 F11 WABASH _____W, 95-71
 F14 KENYON _____W, 97-72
 F18 at Ohio Wesleyan _____L, 83-86



Lamont Paris '96 is in his fourth year as head coach at NCAA Div. I UT Chattanooga.

F21 KENYON* _____W, 96-44
 F24 EARLHAM* _____W, 84-74
 F25 WITTENBERG* _____L, 69-71
 M3 vs. Randolph-Macon@ _____W, 84-70
 M4 TRANSYLVANIA@ _____L, 88-91
 ^ Al Van Wie Classic
 & Emory & Henry Invitational
 # Mose Hole Classic
 % W&J Hilton Garden Inn/Jacksons Classic
 * NCAC Tournament
 @ NCAA Tournament

2006-2007 (29-5, 15-1 NCAC)

Coach – Steve Moore

NCAC Champions

NCAC Tournament Champions

NCAA Div. III "Final Four" – 4th-Place

N17 CABRINI^ _____W, 128-71
 N18 MT. UNION^ _____W, 85-60
 N25 at Walsh _____W, 85-68
 N28 GEORGETOWN (KY.) _____W, 80-73
 D2 EARLHAM _____W, 84-62
 D6 at Oberlin _____W, 95-76
 D9 at Wittenberg _____W, 68-65
 D16 CEDARVILLE _____W, 104-95
 D18 at Pomona-Pitzer _____W, 97-77
 D20 at California Baptist _____L, 89-94
 D29 OHIO NORTHERN# _____L, 84-91
 D30 CALVIN# _____W, 98-82
 J6 DENISON _____W, 96-67
 J10 at Allegheny _____W, 97-87
 J13 WABASH _____W, 96-52
 J17 at Hiram _____W, 111-57
 J20 at Ohio Wesleyan _____W, 61-54
 J24 KENYON _____W, 89-54
 J27 at Earlham _____W, 64-51
 J31 ALLEGHENY _____W, 109-71
 F3 WITTENBERG _____L, 71-74
 F7 HIRAM _____W, 90-73
 F10 at Wabash _____W, 68-63
 F15 at Kenyon _____W, 87-62
 F17 OHIO WESLEYAN _____W, 95-89

F20 EARLHAM* _____W, 94-76
 F23 WABASH* _____W, 92-80
 F24 OHIO WESLEYAN* _____W, 86-51
 M2 TRANSYLVANIA@ _____W, 92-66
 M3 CENTRE@ _____W, 73-56
 M9 vs. John Carroll@ _____W, 83-73
 M10 vs. SUNY Brockport@ _____W, 94-87 (ot)
 M16 vs. Amherst@ _____L, 60-67
 M17 vs. Washington-St. Louis@ _____L, 84-92
 ^ Al Van Wie Classic
 # Mose Hole Classic
 * NCAC Tournament
 @ NCAA Tournament

2007-2008 (23-5, 15-1 NCAC)

Coach – Steve Moore

NCAC Champions

N16 FARMINGDALE STATE^ _____W, 106-81
 N17 ST. THOMAS (MINN.)^ _____W, 85-79
 N25 at Lake Erie _____L, 84-86
 D1 at Cedarville _____L, 61-65
 D5 at Oberlin _____W, 94-54
 D8 at Ohio Wesleyan _____W, 80-77
 D15 WALSH _____W, 89-88
 D19 vs. Benedictine (Ill.)& _____W, 91-62
 D20 vs. St. Mary's (Md.)& _____W, 85-70
 D28 WESLEY# _____W, 94-61
 D29 NOTRE DAME (OHIO)# _____W, 87-71
 J5 KENYON _____W, 81-63
 J12 at Wabash _____W, 72-70
 J16 at Hiram _____W, 117-87
 J19 at Wittenberg _____L, 86-87 (ot)
 J23 DENISON _____W, 97-57
 J26 EARLHAM _____W, 89-68
 J30 at Allegheny _____W, 78-61
 F2 OHIO WESLEYAN _____W, 73-65
 F6 HIRAM _____W, 104-61
 F9 WABASH _____W, 83-71
 F13 at Denison _____W, 82-64
 F16 WITTENBERG _____W, 66-61
 F20 ALLEGHENY _____W, 84-74
 F23 at Earlham _____W, 92-65

GAME-BY-GAME RESULTS

F26 OBERLIN* _____ W, 104-71
 F29 WABASH* _____ L, 63-87
 M7 vs. Washington-St. Louis@_ L, 74-79
 ^ Al Van Wie Classic
 & Bahamas Sunshine Shootout
 # Mose Hole Classic
 * NCAC Tournament
 @ NCAA Tournament

2008-2009 (23-7, 14-2 NCAC)

Coach – Steve Moore

NCAC Champions
NCAC Tournament Champions

N21 WASHINGTON & JEFFERSON^ _____ L, 70-72
 N22 MESSIAH^ _____ W, 86-77
 N25 at Carnegie Mellon _____ L, 66-74
 N29 vs. Wis.-Platteville& _____ L, 67-76
 N30 at Hanover& _____ W, 93-61
 D3 OBERLIN _____ W, 104-54
 D6 OHIO WESLEYAN _____ W, 82-65
 D13 ALBION _____ W, 74-66 (ot)
 D19 at Hawaii-Hilo _____ L, 77-90
 D29 THIEL# _____ W, 82-63
 D30 MT. UNION# _____ W, 80-61
 J7 at Kenyon _____ W, 74-64
 J10 at Wabash _____ L, 58-75
 J14 HIRAM _____ W, 79-63
 J17 WITTENBERG _____ W, 68-59
 J21 at Denison _____ W, 86-66
 J24 at Earlham _____ W, 109-86
 J29 ALLEGHENY _____ W, 93-76
 J31 at Ohio Wesleyan _____ L, 65-83
 F4 at Hiram _____ W, 89-87
 F7 WABASH _____ W, 78-58
 F11 DENISON _____ W, 102-92 (2ot)
 F14 at Wittenberg _____ W, 67-53
 F18 at Allegheny _____ W, 52-39
 F21 EARLHAM _____ W, 95-54
 F24 DENISON* _____ W, 101-68
 F27 KENYON* _____ W, 89-71
 F28 WABASH* _____ W, 84-72
 M6 vs. Gettysburg@ _____ W, 79-66
 M7 at Capital@ _____ L, 70-72

^ Al Van Wie Classic
 & Collier Tournament
 # Mose Hole Classic
 * NCAC Tournament

@ NCAA Tournament

2009-2010 (25-6, 15-1 NCAC)

Coach – Steve Moore

NCAC Champions
NCAC Tournament Champions

N15 at Albion _____ L, 55-57
 N20 CARNEGIE MELLON^ _____ W, 74-61
 N21 ST. THOMAS (MINN.)^ _____ L, 53-84
 N24 OHIO NORTHERN _____ W, 70-64
 N29 at John Carroll _____ L, 63-71
 D2 at Ohio Wesleyan _____ W, 80-72
 D5 at Kenyon _____ W, 66-65
 D13 vs. North Carolina Wesleyan& _____ W, 87-69
 D14 at Randolph-Macon& _____ L, 65-72
 D20 WABASH _____ W, 78-60
 D29 KALAMAZOO# _____ W, 70-41
 D30 PENNSYLVANIA# _____ W, 75-65
 J9 KENYON _____ W, 71-59
 J13 at Allegheny _____ W, 69-68
 J16 EARLHAM _____ W, 63-54
 J20 at Oberlin _____ W, 66-58
 J23 at Wittenberg _____ W, 66-56
 J27 HIRAM _____ W, 67-43
 J30 DENISON _____ W, 97-73
 F3 ALLEGHENY _____ W, 85-72
 F7 at Wabash _____ W, 64-61
 F10 at Hiram _____ W, 69-50
 F13 WITTENBERG _____ L, 56-67
 F17 OHIO WESLEYAN _____ W, 94-78
 F20 at Earlham _____ W, 90-72
 F23 KENYON* _____ W, 73-59
 F26 OHIO WESLEYAN* _____ W, 87-70
 F27 WITTENBERG* _____ W, 88-77
 M5 GROVE CITY@ _____ W, 63-52
 M6 WIS.-WHITEWATER@ _____ W, 87-78
 M12 at Guliford@ _____ L, 68-75

^ Al Van Wie Classic
 & Briggs Elliott Tournament
 # Mose Hole Classic
 * NCAC Tournament
 @ NCAA Tournament

2010-2011 (31-3, 14-2 NCAC)

Coach – Steve Moore

NCAC Champions
NCAC Tournament Champions
NCAA Div. III "Final Four" – Second-Place

N17 CINCINNATI CHRISTIAN _ W, 103-78
 D1 HIRAM _____ W, 79-52
 N27 vs. Ohio Northern& _____ W, 67-53
 N28 at Carnegie Mellon& _____ W, 71-68
 D1 HIRAM _____ W, 74-60
 D4 DENISON _____ W, 81-51
 D8 at Allegheny _____ W, 76-73
 D11 at Ohio Wesleyan _____ W, 68-42
 D20 at Anderson (Ind.) _____ W, 89-48
 D28 JOHN CARROLL# _____ W, 89-76
 D29 WILMINGTON# _____ W, 86-79
 J1 vs. William Carey% _____ W, 72-55
 J2 vs. Baruch% _____ W, 79-77
 J8 at Wabash _____ W, 67-65
 J12 OBERLIN _____ W, 82-55
 J15 at Denison _____ W, 72-64
 J19 ALLEGHENY _____ W, 88-56
 J22 WITTENBERG _____ W, 65-58
 J26 at Kenyon _____ W, 103-67
 F3 at Hiram _____ W, 70-64
 F5 WABASH _____ L, 68-69 (ot)
 F9 at Oberlin _____ W, 79-62
 F12 at Wittenberg _____ L, 72-76
 F15 KENYON _____ W, 73-58
 F19 OHIO WESLEYAN _____ W, 81-72
 F22 ALLEGHENY* _____ W, 62-57
 F25 OHIO WESLEYAN* _____ W, 70-62
 F26 WITTENBERG* _____ W, 82-68
 M4 BENEDICTINE (ILL.)@ _____ W, 74-68
 M5 MANCHESTER@ _____ W, 47-45
 M11 CABRINI@ _____ W, 94-77
 M12 WHITWORTH@ _____ W, 76-66
 M18 vs. Williams@ _____ W, 73-71
 M19 vs. St. Thomas (Minn.)@ _____ L, 54-78

^ Al Van Wie Classic
 & Radisson Carnegie Mellon Invitational
 # Mose Hole Classic
 % Bahama House/Best Western Aku Tiki Shootout
 * NCAC Tournament
 @ NCAA Tournament

2011-2012 (26-5, 12-4 NCAC)

Coach – Steve Moore

NCAC Tournament Champions

N18 DEFIANCE^ _____ W, 91-67
 N19 ANDERSON (IND.)^ _____ W, 70-54
 N27 at Wilmington _____ W, 83-74
 N30 at Kenyon _____ W, 84-68
 D3 at Adrian _____ W, 75-50
 D7 WITTENBERG _____ L, 55-56
 D10 at Wabash _____ L, 58-72
 D19 vs. St. Mary's (Md.)& _____ W, 63-61
 D20 at Sacred Heart (P.R.)& _____ W, 78-50
 D29 THIEL# _____ W, 78-68
 D30 HEIDELBERG# _____ W, 73-61
 J4 GENEVA _____ W, 100-48
 J7 OBERLIN _____ W, 70-58
 J11 HIRAM _____ W, 92-64
 J14 at DePauw _____ L, 66-75
 J18 at Allegheny _____ W, 73-51
 J21 OHIO WESLEYAN _____ W, 72-68
 J25 KENYON _____ W, 78-68
 J28 at Hiram _____ W, 88-73
 F1 at Denison _____ W, 89-70
 F4 WABASH _____ W, 77-59
 F8 at Ohio Wesleyan _____ W, 54-50
 F11 at Wittenberg _____ L, 62-68 (ot)
 F15 ALLEGHENY _____ W, 91-61
 F18 DEPAUW _____ W, 74-67
 F21 DEPAUW* _____ W, 59-51
 F24 vs. Ohio Wesleyan* _____ W, 89-80
 F25 vs. Denison* _____ W, 53-51
 M2 MARYVILLE (TENN.)@ _____ W, 70-63
 M3 CAPITAL@ _____ W, 92-79
 M9 ILLINOIS WESLEYAN@ _____ L, 67-69

^ Al Van Wie Classic
 & Puerto Rico Classic
 # Mose Hole Classic
 * NCAC Tournament
 @ NCAA Tournament

2012-2013 (24-6, 14-2 NCAC)

Coach – Steve Moore

NCAC Champions

N16 CARNEGIE MELLON^ _____ W, 79-67
 N17 ADRIAN^ _____ L, 56-57
 N20 at Baldwin Wallace _____ W, 81-74
 N25 at Oberlin _____ W, 74-66
 N28 at Ohio Northern _____ W, 67-56
 D1 at Wittenberg _____ W, 60-41
 D8 WABASH _____ W, 97-56
 D14 at Kenyon _____ W, 89-62
 D18 at Transylvania& _____ L, 62-68
 D19 vs. Mount St. Joseph& _____ W, 65-52
 D28 JOHN CARROLL# _____ W, 81-67
 D29 MARIETTA# _____ W, 59-57
 J9 at Hiram _____ W, 78-62
 J12 DEPAUW _____ W, 68-58
 J16 ALLEGHENY _____ W, 92-68
 J19 at Ohio Wesleyan _____ W, 88-82
 J23 KENYON _____ W, 86-52
 J26 HIRAM _____ W, 68-63
 J30 DENISON _____ W, 94-64
 F2 at Wabash _____ L, 48-55
 F6 OHIO WESLEYAN _____ W, 74-67 (ot)
 F9 WITTENBERG _____ W, 75-71
 F13 at Allegheny _____ W, 86-64
 F16 at DePauw _____ L, 52-68
 F19 OBERLIN* _____ W, 74-47
 F22 WITTENBERG* _____ W, 78-06
 F23 OHIO WESLEYAN* _____ L, 66-76
 M2 PENN STATE BEHREND@ _____ W, 62-44
 M9 DICKINSON@ _____ W, 80-54
 M16 CABRINI@ _____ L, 63-70

^ Al Van Wie Classic
 & Don Lane Classic
 # Mose Hole Classic
 * NCAC Tournament
 @ NCAA Tournament

2013-2014 (26-4, 16-2 NCAC)

Coach – Steve Moore

NCAC Champions

N19 at Oberlin _____ W, 77-58
 N22 BALDWIN WALLACE^ _____ W, 76-71
 N23 WHEATON (ILL.)^ _____ W, 77-73
 N27 at Marietta _____ W, 81-78
 D4 at Ohio Wesleyan _____ W, 79-71



Wooster won an unprecedented sixth straight NCAC title during the 2009-10 season.

GAME-BY-GAME RESULTS

D7	DEPAUW	W, 64-48
D14	at Wabash	W, 54-41
D16	vs. Westmont&	W, 53-47
D17	at Arizona Christian&	L, 60-62
D29	THIEL#	W, 88-53
D30	HANOVER#	W, 63-53
J4	DENISON	W, 100-75
J8	at Kenyon	W, 92-52
J15	HIRAM	W, 94-71
J18	at Wittenberg	W, 69-62
J22	ALLEGHENY	W, 73-68
J25	at DePauw	L, 74-78
J29	OHIO WESLEYAN	L, 60-62
F1	WABASH	W, 75-68
F5	KENYON	W, 86-56
F8	at Denison	W, 78-73
F12	at Hiram	W, 76-71
F15	WITTENBERG	W, 60-55
F19	at Allegheny	W, 89-57
F22	OBERLIN	W, 82-53
F25	OBERLIN*	W, 89-56
F28	OHIO WESLEYAN*	W, 78-67
M1	WITTENBERG*	W, 71-63
M7	SAINT VINCENT@	W, 76-67
M8	DICKINSON@	L, 64-67

*^ Al Van Wie Classic
& Arizona Christian Classic*

*# Mose Hole Classic
* NCAC Tournament*

@ NCAA Tournament

2014-2015 (23-7, 14-4 NCAC)

Coach – Steve Moore

N15	CABRINI	W, 97-80
N21	MOUNT UNION^	W, 80-73
N22	SAINT VINCENT^	W, 91-53
N29	at Hanover	L, 57-70
D3	OHIO WESLEYAN	L, 89-92
D6	at DePauw	W, 76-63
D13	WABASH	W, 81-52
D17	at Pitt-Bradford	W, 89-67
D29	WIS.-LA CROSSE#	W, 66-58
D30	HOPE#	W, 78-75
J3	at Denison	W, 95-72
J7	KENYON	W, 77-63
J10	OBERLIN	W, 91-71
J14	at Hiram	W, 85-60
J17	WITTENBERG	W, 104-97
J21	at Allegheny	W, 104-73
J24	DEPAUW	W, 63-62
J28	at Ohio Wesleyan	L, 85-92
J31	at Wabash	L, 65-68
F4	at Kenyon	W, 93-91
F7	DENISON	L, 72-76
F11	HIRAM	W, 79-44
F14	at Wittenberg	W, 63-59
F18	ALLEGHENY	W, 80-63
F21	at Oberlin	W, 58-45
F24	DENISON*	W, 106-68
F27	vs. Wabash*	W, 68-55
F28	vs. DePauw*	L, 56-69
M6	vs. Misericordia@	W, 84-59
M7	at Marietta@	L, 86-88

^ Al Van Wie Classic

Mose Hole Classic

** NCAC Tournament*

@ NCAA Tournament

2015-2016 (24-8, 15-3 NCAC)

Coach – Steve Moore

NCAC Champions

N19	SILVER LAKE^	W, 89-48
N21	SKIDMORE^	L, 63-72
N24	at Cabrini	W, 79-59
D2	at Ohio Wesleyan	L, 75-88
D5	DEPAUW	W, 85-56
D12	at Wabash	W, 74-52
D20	vs. St. Mary's (Md.)&	W, 49-35
D21	vs. Salisbury&	L, 50-67
D29	PITT-BRADFORD#	W, 79-59
D30	MARIETTA#	L, 57-72
J3	DENISON	W, 83-67
J6	at Kenyon	W, 91-78
J9	at Oberlin	W, 86-76
J13	HIRAM	W, 100-69
J16	at Wittenberg	L, 77-82 (ot)
J20	ALLEGHENY	W, 89-60
J23	at DePauw	W, 73-56

J27	OHIO WESLEYAN	W, 91-60
J30	WABASH	W, 90-66
F3	KENYON	W, 101-88
F6	at Denison	W, 82-75
F10	at Hiram	L, 69-70
F13	WITTENBERG	W, 99-86 (ot)
F17	at Allegheny	W, 92-71
F20	OBERLIN	W, 97-56
F23	OBERLIN*	W, 78-63
F26	vs. Hiram*	W, 92-79
F27	vs. Denison*	L, 81-92
M4	vs. Lancaster Bible@	W, 96-83
M5	vs. Endicott@	W, 91-83 (ot)
M11	at Oswego State@	W, 66-65
M12	vs. Christopher Newport@	L, 61-81

^ Al Van Wie Classic

& Puerto Rico Classic

Mose Hole Classic

** NCAC Tournament*

@ NCAA Tournament

2016-2017 (21-8, 15-3 NCAC)

Coach – Steve Moore

NCAC Tournament Champions

N16	OBERLIN^	W, 104-65
N19	DEFIANCE^	W, 98-63
N23	at Marietta	L, 70-99
N27	ST. JOHN FISHER	W, 85-75
N30	DENISON	L, 59-65
D3	at Wabash	W, 66-62
D7	at Hiram	L, 68-72
D10	DEPAUW	W, 82-65
D18	at Whitman	L, 79-80
D21	at Lewis & Clark	L, 82-87
D29	HOBART#	W, 85-72
D30	WASHINGTON-ST. LOUIS#L	91-94 (ot)
J7	OHIO WESLEYAN	W, 99-76
J11	at Allegheny	W, 91-67
J14	at Wittenberg	W, 70-55
J18	KENYON	W, 101-46
J21	WABASH	W, 95-54
J25	HIRAM	W, 103-85
J28	at DePauw	W, 111-104 (2ot)
F1	at Oberlin	W, 69-68
F4	at Denison	W, 77-62
F8	ALLEGHENY	W, 95-49
F11	at Ohio Wesleyan	L, 72-81
F15	at Kenyon	W, 87-62

F18	WITTENBERG	W, 99-71
F21	WABASH*	W, 89-68
F24	vs. Denison*	W, 87-77
F25	at Ohio Wesleyan*	W, 76-72
M3	vs. North Central (Ill.)@	L, 72-77

^ Al Van Wie Classic

Mose Hole Classic

** NCAC Tournament*

@ NCAA Tournament

2017-2018 (22-7, 14-4 NCAC)

Coach – Steve Moore

N15	OBERLIN^	W, 70-64
N18	MEDAILLE^	W, 86-76
N21	at St. John Fisher	L, 57-90
N25	HANOVER	W, 87-79
N29	at Denison	L, 61-75
D2	WABASH	L, 72-85
D6	HIRAM	W, 91-70
D9	at DePauw	W, 83-63
D17	vs. St. Joseph's (Maine)&	W, 65-57
D18	vs. Brockport&	W, 81-67
D29	WPI#	W, 76-75
D30	EMORY & HENRY#	W, 77-68
J6	at Ohio Wesleyan	W, 73-70
J10	ALLEGHENY	W, 79-58
J13	WITTENBERG	L, 75-86
J17	at Kenyon	W, 75-55
J20	at Wabash	W, 80-72
J24	at Hiram	W, 78-70 (ot)
J27	DEPAUW	W, 65-57
J31	at Oberlin	W, 89-59
F3	DENISON	W, 73-70
F7	at Allegheny	W, 72-59
F10	OHIO WESLEYAN	W, 75-72
F14	KENYON	W, 81-79
F17	at Wittenberg	L, 77-78 (ot)
F20	DEPAUW*	W, 70-63
F23	vs. Ohio Wesleyan*	L, 87-88 (ot)
M2	vs. Illinois Wesleyan@	W, 72-68
M3	at John Carroll@	L, 85-91

^ Al Van Wie Classic

& Mauro Panaggio Tournament

-# Mose Hole Classic

** NCAC Tournament*

@ NCAA Tournament

2018-2019 (24-6, 16-2 NCAC)

Coach – Steve Moore

NCAC Champions

N14	MUSKINGUM^	W, 108-100
N17	MOUNT ST. JOSEPH^	W, 84-54
N20	at Hanover	W, 57-47
N25	at Ohio Northern	W, 61-52
N28	at Kenyon	W, 90-70
D1	at Hiram	W, 79-55
D5	ALLEGHENY	W, 101-84
D8	at Wabash	L, 60-62
D18	vs. Whitman&	L, 78-89
D19	vs. Sul Ross State&	L, 84-88
D29	OHIO WESLEYAN#	W, 68-55
D30	NEW JERSEY CITY#	W, 81-75
J5	DEPAUW	W, 103-71
J9	at Oberlin	W, 78-53
J12	at Wittenberg	W, 73-65
J16	DENISON	W, 92-59
J20	HIRAM	W, 106-80
J23	at Allegheny	W, 81-72
J26	WABASH	W, 91-84
J30	KENYON	W, 105-67
F2	at Ohio Wesleyan	W, 76-74
F6	at Denison	W, 73-63
F9	WITTENBERG	L, 74-84
F13	OBERLIN	W, 94-86
F16	at DePauw	W, 81-70
F19	ALLEGHENY*	W, 91-89
F22	DEPAUW*	W, 73-52
F23	WITTENBERG*	L, 75-79
M1	BARUCH@	W, 81-57
M2	WHEATON (Ill.)@	L, 70-78

^ Al Van Wie Classic

& Classic in the Valley (Mesa, Ariz.)

Mose Hole Classic

** NCAC Tournament*

@ NCAA Tournament

2019-2020 (21-8, 12-6 NCAC)

Coach – Steve Moore

NCAC Tournament Champions

N12	MEDAILLE	W, 110-100
N20	HIRAM^	W, 98-70
N23	WILMINGTON^	W, 86-65
N27	MOUNT UNION	L, 67-81
D4	at Allegheny	W, 62-61
D7	WABASH	W, 79-74



The 2011 team celebrates after coming back from a 17-point deficit with 8:54 remaining to win its national semifinal game, 73-71 over Williams.

GAME-BY-GAME RESULTS

D15 vs. St. John Fisher&_____W, 81-80
 D16 vs. Brockport&_____W, 94-90
 D28 KEENE STATE#_____W, 93-76
 D29 WHITWORTH#_____W, 87-82
 J4 at Ohio Wesleyan _____L, 60-65
 J8 at Kenyon _____W, 83-61
 J11 at DePauw _____W, 70-68
 J15 OBERLIN _____W, 94-92
 J18 WITTENBERG _____W, 98-86
 J22 at Denison _____L, 71-72
 J25 at Hiram _____W, 98-76
 J29 ALLEGHENY _____L, 84-89
 F1 at Wabash _____L, 67-68
 F5 KENYON _____W, 76-57
 F8 OHIO WESLEYAN _____W, 80-71
 F12 DENISON _____W, 93-72
 F15 at Wittenberg _____L, 81-88
 F19 at Oberlin _____W, 57-53
 F22 DEPAUW _____L, 87-88 (ot)
 F25 ALLEGHENY* _____W, 92-66
 F28 vs. Denison* _____W, 74-62
 F29 at Wittenberg* _____W, 87-63
 M6 GROVE CITY@ _____L, 62-67
 ^ Al Van Wie Classic
 & Mauro Panaggio Tournament
 # Mose Hole Classic
 * NCAC Tournament
 @ NCAA Tournament

2020-2021 (3-4, 0-0 NCAC)

Coach – Doug Cline

F13 DEPAUW _____L, 97-100
 F14 DEPAUW _____L, 85-95
 F20 WABASH _____W, 106-101
 F26 DENISON _____W, 72-59
 F27 at Denison _____L, 76-92
 M4 at Ohio Wesleyan _____L, 66-83
 M6 OHIO WESLEYAN _____W, 75-71
 no Al Van Wie Classic, Mose Hole Classic,
 NCAC regular season, NCAC Tournament, or
 NCAA Tournament due to COVID

2021-2022 (19-9, 13-5 NCAC)

Coach – Doug Cline

N19 ST. VINCENT^ _____W, 75-57
 N20 RIPON^ _____W, 83-71
 N24 at Mount Union _____L, 68-81
 N30 at Oberlin _____W, 62-51
 D4 DEPAUW _____W, 73-59
 D8 ALLEGHENY _____W, 77-60
 D11 HIRAM _____W, 82-53
 D18 at UC Santa Cruz _____W, 80-71
 D19 vs. Lewis & Clark _____L, 67-72
 D30 LYNCHBURG# _____W, 88-78 (ot)
 D31 MUSKINGUM# _____L, 66-68
 J8 at Ohio Wesleyan _____L, 81-82
 J12 KENYON _____W, 91-77
 J15 WITTENBERG _____W, 83-80
 J19 at Denison _____W, 75-60
 J22 at DePauw _____W, 78-69
 J26 OBERLIN _____W, 69-63
 J28 at Hiram _____L, 81-83
 J30 at Wabash _____L, 80-94
 F2 at Kenyon _____W, 84-57
 F5 OHIO WESLEYAN _____W, 74-69
 F8 at Allegheny _____L, 65-76
 F12 WABASH _____L, 75-97
 F16 DENISON _____W, 67-56
 F19 at Wittenberg _____W, 77-57
 F22 ALLEGHENY* _____W, 86-79
 F25 vs. DePauw* _____W, 75-59
 F26 at Wabash* _____L, 84-85 (OT)
 ^ Al Van Wie Classic
 # Mose Hole Classic
 * NCAC Tournament

2022-2023 (21-6, 13-3 NCAC)

Coach – Doug Cline

NCAC Champions

N18 MT ALOYSIUS^ _____W, 86-56
 N19 OHIO NORTHERN^ _____W, 72-57
 N23 MOUNT UNION _____L, 76-94
 N30 HIRAM _____W, 87-73
 D3 at DePauw _____W, 68-54

D7 at Ohio Wesleyan _____W, 73-52
 D10 ROCHESTER _____L, 80-91
 D19 vs. Emerson&_____W, 63-56
 D20 vs. Calvin&_____W, 66-64
 D29 ALBION# _____W, 77-71
 D30 HEIDELBERG# _____W, 68-65
 J4 OBERLIN _____W, 62-48
 J7 at Wabash _____L, 68-83
 J9 KENYON _____W, 81-67
 J14 at Wittenberg _____W, 79-76
 J18 DENISON _____W, 87-70
 J21 DEPAUW _____W, 80-73
 J25 OHIO WESLEYAN _____W, 72-64
 J28 at Oberlin _____L, 68-71
 F1 at Kenyon _____W, 77-53
 F4 WITTENBERG _____W, 68-60
 F8 at Hiram _____W, 74-66
 F15 at Denison _____L, 70-78
 F18 WABASH _____W, 75-74
 F21 OBERLIN* _____W, 92-77
 F24 DENISON* _____W, 79-54
 F25 WABASH* _____L, 80-81

^ Al Van Wie Classic
 & Steve Moore Sunshine Classic
 # Mose Hole Classic
 * NCAC Tournament

2023-2024 (18-10, 12-4 NCAC)

Coach – Doug Cline

N10 at Rochester _____W, 78-60
 N11 vs. Rowan _____L, 77-78
 N17 ROSE-HULMAN^ _____L, 80-82
 N18 WIDENER^ _____L, 68-72
 N22 at Mount Union _____L, 51-75
 N29 OHIO WESLEYAN _____W, 79-42
 D2 at Denison _____L, 75-91
 D10 at DePauw _____L, 58-60
 D19 vs. Suffolk&_____W, 75-55
 D20 vs. Saint Joseph (Conn.)& _____W, 93-90
 D29 EDGEWOOD# _____W, 84-61
 D30 JOHN CARROLL# _____L, 86-91
 J3 at Kenyon _____W, 79-65
 J6 WABASH _____L, 64-78
 J10 HIRAM _____W, 104-48
 J13 WITTENBERG _____W, 78-77
 J17 at Oberlin _____W, 72-62
 J20 DENISON _____W, 82-67
 J24 at Ohio Wesleyan _____W, 76-72
 J27 DEPAUW _____W, 87-86
 F3 KENYON _____W, 77-53
 F7 OBERLIN _____W, 97-69
 F10 at Wittenberg _____W, 80-70
 F14 at Hiram _____W, 83-54
 F17 at Wabash _____L, 81-91
 F20 DEPAUW* _____W, 83-80
 F23 vs. Wittenberg* _____W, 79-62
 F24 at Wabash* _____L, 64-75

^ Al Van Wie Classic
 & Steve Moore Sunshine Classic
 # Mose Hole Classic
 * NCAC Tournament

2024-2025 (21-7, 11-5 NCAC)

Coach – Doug Cline

N10 YESHIVA _____W, 85-64
 N17 at Otterbein _____W, 88-77
 N22 LA ROCHE^ _____W, 84-58
 N23 MOUNT UNION^ _____W, 79-73
 N30 OBERLIN _____W, 92-80
 D4 at Hiram _____W, 74-59
 D7 at Case Western Reserve _____W, 83-76
 D15 DEPAUW _____W, 84-53
 D19 vs. Johnson & Wales (R.I.) _____W, 84-63
 D20 at Hawaii Pacific _____W, 45-43
 D29 PITT.-BRADFORD# _____W, 114-96
 D30 BABSON# _____L, 61-69
 J4 WITTENBERG _____W, 67-57
 J8 at Kenyon _____W, 84-71
 J11 at Wabash _____L, 48-54
 J18 at Ohio Wesleyan _____L, 58-73
 J22 DENISON _____L, 65-77
 J25 at Oberlin _____W, 83-59
 J29 HIRAM _____W, 85-72
 F1 at Wittenberg _____L, 50-60



Danyon Hempy scored 2,031 points during his career, the third-most in program history.

F5 KENYON _____W, 82-76
 F8 WABASH _____W, 66-61
 F15 OHIO WESLEYAN _____W, 82-58
 F19 at Denison _____W, 75-72
 F22 at DePauw _____L, 70-76
 F25 OBERLIN* _____W, 97-80
 F28 vs. Wabash* _____W, 73-57
 M1 at Denison* _____L, 68-79

^ Al Van Wie Classic
 # Mose Hole Classic
 * NCAC Tournament

ALL-TIME LETTERWINNERS

A

Woody Achauer	1949
Charles Adams	1934, 35
Henry Adams	1987
Joe Agler	2004, 05
Wayne Allison	1975, 76, 77, 78
Richard Altman	1976, 77, 78, 79
Carl Anderson	1937
Robert Andrews, Jr.	1957
Stan Aukamp	1989, 90, 91, 92
Stuart Awbrey	1957
Don Avers	1973

B

Tim Baab	1969, 70, 71
Randy Backus	1977, 78, 79
George Baker	1965, 66, 67
Nathan Balch	2009, 10, 11
Fred Balsler	1976, 77, 78, 79
Mitch Balsler	2016
Wilbur Banks	1935, 36, 37
Alex Baptiste	2016, 17, 18
Byron Barlow	1967, 68, 69
Reed Barnard	1951
Frederick Barrett	1954, 55
Richard Barrett	1955, 56
Rudy Barta, Jr.	1954, 55
Bill Baxter	1931, 32
Bob Baxter	1944, 45
Ronald Beal	1982, 83, 84
Tim Beeching	1968
Jefferson Beifuss	1971
Michael Beitzel	1967, 68
Peyton Bennington	2020
R. Rhoe Benson	1943
Marty Bidwell	2006, 07, 08, 09
Jamir Billings	2022, 23, 24, 25
Dick Bird	1950, 51
Drew Bishop	2020
Gary Bishop	1965
Bob Black	1941, 42
Blake Blair	2018, 19
Ron Bobel	1959, 60
Bob Bole	1931, 32, 33
Stephen Bone	1968, 69
David Bourns	1958, 59, 60, 61
George Boyce	1950
Craig Bradley	1993, 94, 95
Justin Bradley	2004, 05
Jerry Britton	1978
Steven Broabeck	1959
Kenneth Brown	1938
Xavier Brown	2012, 13, 14, 15
Robert Bruce	1938, 39
Gregory Bryant	1969, 71, 72
Brian Buchanan	1990, 91, 92, 93
Eric Bulic	2016, 17, 18, 19
Nolan Burk	2024
James Burns	1979
Preston Burroughs	1976, 77
Myndret Busack	1948

C

Don Calloway	1974, 75, 76
Thomas Calvert	1971
Brian Carlisle	1999, 2000, 01, 02
Arnold Carlson	1937
Robbie Cass	2025
John Casteel	1957
Ronald Chevalier	1959
David Churchill	1975
Josh Claytor	2010, 11, 12, 13
Doug Cline	1992, 93, 94, 95
JJ Cline	2021, 22, 23, 24, 25
Scott Coonfare	1984, 86
Chuck Cooper	1970, 71, 72, 73
James Cooper	2005, 06, 07, 08
Bob Cope	1940, 41, 42
Rikki Corbett	1981
Richard Cornwell	1969, 70, 71
Jim Courtney	1931, 32
Jaiden Cox-Holloway	2023, 24, 25
Richard Craig	1955, 56
Richard Crandau	1942
Dick Craven	1943, 44
John Creasap	1969, 70, 71, 72

D

Robert Darkey	1980, 81
Don Davis	1958
Milt Davis	2014, 15, 16, 17
Price Daw	1950
Kenny DeBoer	2012, 13, 14
Joseph Dennison	1958, 59
Tom Dennison	1958
Jonathan Diederich	2023
Tom Dinger	1968, 69, 70, 71
Rodney Dingle	1964
Ed Dingman	1958
Don Dixon	1956, 57, 58
Sam Dixon	1976, 77, 78, 79
John Dorko	1974, 75
Lester Drabenstott	1935, 36, 37
Scott Duncan	1977, 78
Reece Dupler	2016, 17, 18, 19
Rich Dutter	1972

E

John Edwards	1949
Morris Edwards	1974, 75
Dick Eicher	1941, 42
Harry Eicher	1941, 42, 43
Craig Elam	2007, 08
John Ellenwood	1997, 98, 99, 2000
Thomas Espenshade	1963
John Evans	1970, 71, 72, 73
Mike Evans	2009, 10, 11
Nick Everett	2022, 23, 24, 25
William Everson	1936
Jim Ewers	1952, 53, 54

F

Dan Fanelly	2014, 15, 16, 17
Matt Fegan	2009, 10, 11, 12
Ron Felty	1951, 52, 53
Rowell Fernandez	1994, 95, 96, 97
Eric Fertig	2010
Terry Fields	1989
Darrell Follett	1942
Benjamin Franklin	1981
Gary Franklin	1970, 71, 72
Ian Franks	2008, 09, 10, 11
Nicholas Frascella	1936, 37, 38
Doug Fries	1980, 81
David Frye	1976, 77
Devin Fulk	2005, 06, 07, 08
Geoff FuQuay	2013

G

Charles Gabriel	1963, 64, 65
Russell Galloway	1960
Richard Garcia	1954, 55, 56, 57
Chris Gardner	1997, 98, 99
Nate Gaubatz	1998, 99, 2000, 01
Dick Gaver	1945, 47, 48
Dustin Geitgey	2007, 08, 09
David George	1990, 91, 92
Richard Gernert	1939, 41
Gary Getter	1958
JG Gillard	2019, 20, 21, 23
Charles Glenn	1986
Jalen Goodwin	2012, 13, 14, 15
Ryan Gorman	1996, 97, 98, 99
Gene Graves	1952
Tim Gregg	1954
Frank Grenert	1939, 40, 41
Michael Grenert	1969, 70, 71, 72
William Gribble	1963, 64, 65, 66
Glenn Griebel	1938
David Guldin	1962, 63, 64, 65
William Gurley	1954
Thomas Gustin	1953, 54, 55

H-I

Larry Hackenburg	1968, 69, 70
Raymond Halfhill	1980, 81, 82
Justin Hallowell	2009, 10, 11, 12
Don Hamilton	1932
Jeff Hamilton	1993, 94, 95
Paul Hammond	1978, 79, 80, 81
Robin Harbage	1974
Najee Hardaway	2020, 21, 22, 23
Charles Harley	1933, 34, 35
Warwick Harris	1964, 65, 66

Robert Harshern	1962, 63, 64
Van Harter	1995
Howard Hecht	1956, 57, 58
Mitch Heilman	2021, 22, 23
Danyon Hempy	2017, 18, 19, 20
David Henderson	1937, 38, 39
Matt Hiestand	1987, 88, 89, 90
Walter Hill	1973
Rick Hochstetler	1996, 97, 98
Lucius Hoffa	1965, 66, 67
Jake Hoffman	2021, 22, 23
Gilbert Hole	1939, 40, 41
Dave Hollingsworth	1945
Jack Holt	1951, 52, 53
Bob Homan	1943
David Hopkins	1968
Mike Horvath	1943
Ronald Houser	1965, 66
Wendell Howell	1933, 34
Dale Hudson	1942
Paul Hudson	1929, 30, 31
John Hulls	1959, 60
Arthur Humphreys	1957

J

Jeff Jae	1973, 74
Jay James	1934, 35, 36
Brandon Johnson	2006, 07, 08, 10
Hamilton Johnson	2020, 21, 22
Isaiah Johnson	2023, 24, 25
Robert Johnston	1954, 55, 56
Kenneth Jones	1975
Timothy Jordan	1964, 65, 66, 67
Thomas Justice	1956, 57

K

EJ Kapihe	2023, 24, 25
Karl Kate	1940, 41, 42
Jerry Katherman	1944, 45, 46
John Katman	1968


Glenn Keiper	1983, 85
Todd Keiper	1986
George Kim	1954, 55
Edward Kingsley	1961, 62, 63
Josh Kipfer	2013, 14, 15, 16
Ben Kline	1944
Frank Knorr	1956, 57, 58
Peter Koester	1960, 61, 62
Kelvin Kostohryz	1977, 78
Daniel Krichbaum	1961, 62, 63, 64
Denny Kuhn	1942
Turner Kurt	2022, 23

L

Alex LaLonde	2013, 15, 16
Joe Lane	1949
Benjiman Lee	1962
Andrew Lilienthal	2003
John Limpose	1980
Chris Logsdon	2014, 15, 16
Pete Losee	1985, 86, 87
Bob Lucas	1949
Bill Lytle	1942, 44

M

Gideon Mabeny	2010
John Mack	1938, 39, 40
Khaylen Mahdi	2019, 20, 22
John Maiden	1979, 80
Kris Mallarnee	1993, 94
Eric Malz	1969
Thomas Marquette	1979
Steve Mates	1987
Harry Maxwell	1932
Jake Mays	2010, 11, 12, 13
PJ McCloud	2003, 04
A. McConihe	1929, 30, 31
Tom McConihe	1958, 59, 60
Zach McCorkle	2013, 14



Rich Thomas was the Scots' top scorer in 1960-61 (18.5 ppg), and totaled 1189 points.

ALL-TIME LETTERWINNERS

Michael McCormack	1978
Mike McCormick	1986, 87, 88
Scott McCormick	1983, 84, 85
Tom McCutcheozn	1951, 52
John McDowell	1949
Robert McFadden	1978, 79
Kenneth McHargh	1968
Taylor McNeal	2021, 22
John Mead	1986, 87, 88
Blake Mealer	2002, 03, 04, 05
Scott Meech	1992, 93, 94, 95
Patrick Meehan	1975
Doug Meinen	1991, 92, 93, 94
Robert Melick	2007, 08
Elijah Meredith	2021, 22, 23
Gary Meszaros	1986, 87, 88
Ray Miller	1929, 30, 31
Trey Miller	2018, 19
Pat Milligan	1947, 48, 49, 50
George Miner	1936, 37, 38
Jim Minium	1948
Reggie Minton	1961, 62, 63
Brian Mitchell	1999
Rodney Mitchell	2001, 02, 03, 04
Steve Monaco	1975
Mike Morgan	1992, 93, 94
Byron Morris	1954, 55
Greg Morris	1994, 95, 96, 97
Carl Mortland	1949
Eric Mudd	2021, 22
Patrick Mulherin	1974
Jim Mumaw	1941

N

Bryan Nelson	2000, 01, 02, 03
Cliff Nelson	1930, 31, 32
Fred Nevar	1972, 73
Thomas Nisonger	1964, 65
Pat Noles	1998, 99
Kevin Newbill	1981, 82, 83
Nick Nossaman	2015

O

Breckman Oakley	2025
Neal Oberholtzer	1977
Mike O'Brien	1985, 86, 87
Roger Orsinelli	1980

P-Q

Robert Page	1937, 38
Evan Pannell	2012, 13, 14, 15
Lamont Paris	1995, 96
Stan Partenheimer	1944
Joey Passodelis	2021
David Patton	1958
Ryan Pedon	1999, 2000
Terry Pensyl	1984, 85, 86
Clifford Perkins	1959, 60
John Peterson	1984, 85
Rob Peterson	1987, 88
Michael Petryshyn	1967, 68
Frank Pierce	1948
Tom Port	2004, 05, 06, 07
Doug Preble	1949
Ashton Price	2024, 25
David Pross	1972, 74
Scott Purcell	2012, 13, 14

R

Walt Ramsey	1932, 33
Roger Ramseyer	1956, 57, 58, 59
Mark Rasmussen	1969
Ed Ratleff	1986
Kenneth Ratliff	1985
Graham Rayman	1986
Kaleb Reed	2008, 09, 10, 11
Danny Reiser	1979, 80
Jeffrey Requarth	1973, 74
Antwyan Reynolds	1999, 2000, 01, 02
James Rhamey	1951, 52, 53
Paul Ricatto	1935, 36, 37
Chuck Rich	1986, 87, 88, 89
Ryan Ridder	2004, 05
Erich Riebe	1989, 90, 91, 92
Dennis Riesley	1975
Patrick Roach	1970, 71
Chad Roberts	1998
Craig Rockenstein	1967, 68, 69
James Roeder	1989, 90

Isaac Roeder	2023, 24, 25
Stuart Ronald	1945
Daniel Roseberry	1965, 66, 67
Greg Ross	2009
Damon Rothhaar	1996

S

Chad Saladin	1975
Darryl Sanders	1987, 88
David Schaefer	1973, 74
Harry Scheifele	1945
Gene Schindewolf	1973, 74, 75
Mark Schlabach	1997, 98, 99
Matt Schlingman	2002, 03, 04, 05
James Schneider	1949
Ralph Schreiber	1962, 63
Derek Schwarz	2015, 17, 18
Fred Schwendler	1986, 88, 89
Keonn Scott	2018, 19, 20
Bob Sekerak	1932, 33, 34
David Sellers	1974
Philip Shaffer	1975, 76, 77
Trevor Sharp	1967
Earl Shaw	1947, 48, 49, 50
Keith Shearer	1951, 52
Michael Sheridan	1983, 84, 85
Grant Sherwood	1964, 65
Timothy Shetzer	1973, 74, 76
Eric Short	1981, 82, 83, 84
Lawrence Shyatt	1971, 72
Robert Sims	2002
William Simmonds	1940
Randy Sistrunk	2001, 02
Addison Smith	1954, 55
Clifford Smith	1938, 39
Gerald Smith	1955, 56
Jesse Smith	1981, 82, 83, 84
Matt Smith	2000, 01, 02, 03
Ross Smith	1945, 46
Peter Snyder	1935, 36, 37
Ryan Snyder	2000, 02, 03, 04
Ryan Snyder	2011, 12
Brennan South	2021, 22, 23
Blake Southerland	2020
Tim Southerland	1988, 89, 90, 91
Matt Sprang	1996, 97, 98
Richard Sproull	1941, 42, 43
Mark Stanley	1989, 90, 91
Ivan Steiner, Jr.	1933
Barry Stephens	1974, 75
Ari Stern	2015, 16, 17, 18
Jeff Stevens	2004, 05, 06
Jordan Stock	2016
Michael Stoll	1972, 73, 74
Emmanuel Stone	1975, 76, 77
William Stoner	1954
Charles Straw	1970, 71, 72, 73
Brandon Styers	2019, 20, 21, 22
Lee Svete	1979, 80, 81, 82
Don Swegan	1944, 45, 47

T

Pat Talbot	1930, 31, 32
Gilbert Tecca	1979, 80, 81
Simon Texidor	2016
Chris Thomas	1980, 81, 82, 83
Dan Thomas	1957, 58, 59, 60
Richard Thomas	1960, 61, 62, 63
William Thombs	1960, 61
Richard Thompson	1968, 69
Steve Thompson	1999, 2000, 01
Doug Thorpe	2011, 12, 13, 14
Trenton Tipton	2017, 18, 19, 20
Stanley Totten	1956, 57, 58
Albert Troychak	1939
Mike Trimmer	1986, 87, 88, 89
Alan Tubbs	1969
Gerald Turnbow	1974
Glen Turney	1961, 62

U-V

Christopher Van Buskirk	2000
Andy Van Horn	2005, 06, 07
Keith Van Horn	1972
Brad Vance	1997, 98
Tim Vandervaart	2004, 05, 06, 07
Vinni Veikalas	2023, 24
Bob Voelkel	1953, 54
Mark Vogeloesang	1971, 72, 73

W-X

Jeffrey Wagner	1980
Ralph Wagner	1944, 45
Ronald Walker	1975
Don Walklet	1931, 32, 33
Isaac Ward	2004, 05
Justin Warnes	2010, 11, 12
Carter Warstler	2021, 22, 23
Brian Watkins	1997, 98, 99
Harry Weckesser	1950
Chester Welty	1955, 56, 57
Gary Wengerd	1977
Alan Wentz	1982, 83, 84, 85
Dale Weygandt	1958, 59, 60
Jim Weygandt	1945, 47, 48
Gerald White	1949
Jon White	1976
Aaron Whitehead	2021
James Wicker	1969, 70
Bryan Wickliffe	2008, 09, 10, 11
David Wilber	1970, 71, 72, 73
Evan Will	2005, 06, 07, 08
Ed Willet	1932, 33, 34
Dontae Williams	2019, 20
Louis Williams	1931
Pete Williams	1950, 51
Spencer Williams	2015, 16, 17, 18
John Wilson	1996, 97, 98, 99

Khalil Wilson	2021
Lu Wims	1958, 59, 60, 61
Devaughn Wingard	2013
Paul Wittlinger	1935, 36
Kyle Witucky	2003, 04, 05, 06
Ryan Wobbe	2016, 17, 18
Wes Wright	2003

Y

Mike Yeater	1995, 96, 97
Bud Yoder	1985
Jamie Yoder	2006
Phil Yontz	1996

Z

Devin Zagar	2020
Edward Zambie	1980
George Zambie	1976, 77, 78, 79
Jason Zerger	1993, 94, 95
Aaron Zollars	1980, 81



Roger Ramseyer, Dale Weygandt, Don Davis, Dan Thomas, and Joe Dennison gather during the 1957-58 season.