



WESTERN MICHIGAN HOCKEY

RECORD BOOK

MEDIA INFORMATION

* Interview requests after practice or by phone must be requested through the SID office

Media Contact: Zachary Manning, Assistant Director of Strategic Communications

Cell: 734-626-2391

Email: zachary.manning@wmich.edu

GENERAL INFORMATION

University Western Michigan University
 City/Zip Kalamazoo, Mich. 49008-5166
 Founded 1903
 Enrollment 16,617
 Nickname Broncos
 School Colors Brown & Gold
 Arena Lawson Ice Arena
 Capacity 3,667 (4,575 SRO) 200x85
 Affiliation NCAA Division I
 Conference National Collegiate Hockey Conference (NCHC)
 President Russ Kavalhuna
 Athletics Director Dan Bartholomae
 Athletic Department Phone 269-387-3120

HOCKEY HISTORY

First Varsity season 1973-74
 First Division I season 1975-76
 All-time Record 916-880-169, 52 seasons
 All-time Division I record 875-865-168, 50 seasons
 All-Time NCHC Record 139-128-21, 12 seasons
 All-time CCHA record 444-516-115, 40 seasons
 All-time CCHA Division I record 431-514-114, 38 seasons

COACHING STAFF

Head Coach (Seasons) Pat Ferschweiler (4th Season)
 Alma Mater (Year) Western Michigan ('93)
 Record at WMU 104-50-4
 Career Record same
 NCHC Record 59-34-3
 Associate Head Coach Jason Herter
 Assistant Coaches J.J. Crew, Jared Brown

ATHLETIC MEDIA RELATIONS

Assistant Director/Hockey Contact Zachary Manning
 Cell Phone (734) 626-2391
 Email zachary.manning@wmich.edu
 Assistant A.D. - Marketing, Publicity & Licensing Greg Cronkite
 Media Relations Director Adam Bodnar
 Associate Director Rob Low
 Assistant Director Liz Holbrook
 Mailing Address 1903 W. Michigan Ave. Kalamazoo, Mich. 49008-5406
 Website www.wmubroncos.com
 Hockey Twitter @WMUHockey
 SID Twitter @zacharytmanning
 Hockey Instagram @WMU_Hockey
 Hockey Facebook facebook.com/wmuhockey

TEAM INFORMATION

2024-25 Overall Record 34-7-1
 2024-25 NCHC Record/Finish 19-4-1, 1st
 2024-25 NCHC Tournament 4-0, Champions
 2024-25 NCAA Tournament National Champions
 Players Returning/Lost 17/13, 10/9 F, 5/3 D, 2/1 G
 Newcomers 11 (7 F, 3 D, 1 G)
 NHL Draft Picks 10: Ty Henricks (NYR '23), Zach Nehring (WPG '23),
 Zack Sharp (SJS '25), Sam Sjolund (DAL '19)
 Hampton Slukynsky (LAK '23), Cole Spicer (BOS '22)
 Joona Väisänen (PIT '24), Theo Wallberg (OTT '22),
 William Whitelaw (CBJ '23), Zaccharya Wisdom (SEA '23)

TOP OFFENSIVE RETURNERS

#	Name	GP	G	A	Pts
34	Owen Michaels	42	18	18	36
13	Grant Slukynsky	42	10	26	36
23	Liam Valente	42	14	19	33
8	Zach Nehring	42	13	17	30
22	Iiro Hakkarainen	42	13	16	29

TOP RETURNING GOALTENDER

#	Name	GP-GS	Record	Saves	Sv.%	GA	Avg.	Sho.
30	Hampton Slukynsky	25-25	19-5-1	593	.922	50	1.90	1

2025-26 REGULAR SEASON SCHEDULE**SATURDAY, OCTOBER 4****THURSDAY, OCTOBER 9**

Friday, October 10

Friday, October 17

Saturday, October 18

Thursday, October 23

FRIDAY, October 24

Friday, October 31

Saturday, November 1

FRIDAY, NOVEMBER 7**SATURDAY, NOVEMBER 8****FRIDAY, NOVEMBER 14****SATURDAY, NOVEMBER 15**

Friday, November 21

Saturday, November 22

FRIDAY, DECEMBER 5**SATURDAY, DECEMBER 6**

Sunday, December 28

Monday, December 29

Friday, January 2

SATURDAY, JANUARY 3

Friday, January 9

Saturday, January 10

Friday, January 23

Saturday, January 24

FRIDAY, JANUARY 30**SATURDAY, JANUARY 31**

Friday, February 6

Saturday, February 7

FRIDAY, FEBRUARY 13**SATURDAY, FEBRUARY 14**

Friday, February 20

Saturday, February 21

FRIDAY, FEBRUARY 27**SATURDAY, FEBRUARY 28**

March 6-8

March 14

March 21

- Home games in caps/bold

* Denotes conference game

US UNDER-18 TEAM (EXHIBITION)**FERRIS STATE**

at Ferris State

at UMass Lowell

at UMass Lowell

at Michigan

MICHIGAN

at St. Cloud State*

at St. Cloud State*

DENVER***DENVER*****MIAMI*****MIAMI***

at Omaha*

at Omaha*

MINNESOTA DULUTH***MINNESOTA DULUTH***

vs. Boston College (Holiday Faceoff)

vs. Wisconsin or Lake Superior State (Holiday Faceoff)

at Notre Dame

NOTRE DAME

at Denver*

at Denver*

at Minnesota Duluth*

at Minnesota Duluth*

OMAHA***OMAHA***

at Miami*

at Miami*

ARIZONA STATE***ARIZONA STATE***

at Colorado College*

at Colorado College*

NORTH DAKOTA***NORTH DAKOTA***

NCHC Quarterfinals

NCHC Semifinals


NCHC Championship

WMU HOCKEY ALL-AMERICANS

DOUG REED, D

ACHA COLLEGE DIVISION WEST ALL-AMERICA, 1973-74

Reed earned Division II All-America honors during WMU's inaugural varsity season. A native of New Baltimore, Mich., Reed compiled 16 points (4-12) in 28 games, leading the Broncos to a 22-7-1 record. WMU scored an average of 6.61 goals per game, while limiting opponents to 3.51.




ROB HODGE, LW

ACHA COLLEGE DIVISION WEST ALL-AMERICA, 1974-75

Hodge earned All-America honors during his junior campaign, averaging a goal and two points per game. He finished second in team scoring with 26 goals and 25 assists in 25 games. Hodge also compiled three or more points on 11 occasions in helping WMU to the CCHA Division II title.

He was inducted into the Western Michigan Hall of Fame in 2008 and into the WMU Hockey Ring of Honor in 2013. He is now the namesake for the team's Most Valuable Player award.



WMU HOCKEY ALL-AMERICANS

NEIL SMITH, D**ACHA COLLEGE DIVISION WEST ALL-AMERICA, 1974-75**


Smith achieved All-America status as a true freshman, setting then WMU defenseman records for points (39) and assists (33) in a season. The first NHL draft pick in school history, Smith received the “Bronco Award” the same season for contributing to morale both on and off the ice.

Smith was inducted into the Western Michigan Hall of Fame in 1991 and into the WMU Hockey Ring of Honor in 2013. He is the namesake for the team’s Most Valuable Defenseman award.

**DAN DORION, RW****ACHA TITAN WEST ALL-AMERICA SECOND TEAM, 1983-84****AHCA TITAN WEST ALL-AMERICA FIRST TEAM, 1985-86**

Dorion’s sophomore All-America season featured a 43-game scoring streak and a runner-up finish in national scoring (41-50-91). As a senior, he did one better, leading the country in scoring (42-62-104), becoming the CCHA’s all-time leading scorer (293) and placing second in Hobey Baker balloting.

He is the first ever Bronco to become a two-time All-American and is WMU’s all-time leader in points. He was inducted into the Western Michigan Hall of Fame in 1998 and entered the WMU Hockey Ring of Honor in 2013.



WMU HOCKEY ALL-AMERICANS

GLENN HEALY, G

AHCA TITAN WEST ALL-AMERICA SECOND TEAM, 1984-85

Healy capped his senior year by setting or rewriting seven school records en route to earning team MVP honors. Healy recorded 200 more saves than any other CCHA goaltender in 1984-85, adding the league record for career saves (3,933) to his impressive collegiate resume.

He played 15 years in the NHL and was inducted into the Western Michigan Hall of Fame in 1996. He entered the WMU Hockey Ring of Honor in its inaugural year in 2013.



WAYNE GAGNE, D

AHCA TITAN WEST ALL-AMERICA FIRST TEAM, 1985-86

AHCA TITAN WEST ALL-AMERICA FIRST TEAM, 1986-87

Gagne earned top All-America honors during his junior and senior campaigns. Gagne was a Hobey Baker runner-up his senior year, recording 76 assists. He was also named the CCHA's player of the year. Gagne led the nation in defensemen scoring as a junior, posting 76 points (17-59).

He sits third all-time at Western Michigan in points with 241. He finished his career with 42 goals and 199 assists. He became a WMU Hall of Famer in 2001 and was part of the inaugural WMU Hockey Ring of Honor class in 2013.



WMU HOCKEY ALL-AMERICANS

BILL HORN, G**AHCA TITAN WEST ALL-AMERICA SECOND TEAM, 1985-86**

Horn adapted to the college game very quickly, securing All-American accolades as a freshman. He led the country in victories (25) and logged the most minutes of any freshman goaltender (1979:09). Horn's clutch play in the 1986 CCHA Playoffs earned him MVP honors.

He is WMU's all-time leader in victories with 71 and was inducted into the Western Michigan Hall of Fame in 2019. He entered the WMU Hockey Ring of Honor in 2014.

**MARC MAGLIARDITI, G****AHCA TITAN WEST ALL-AMERICA SECOND TEAM, 1995-96**

Freshman Marc Magliarditi was bestowed All-American honors in his only season at WMU. "Mags" set a then CCHA record for single season shutouts (4) and needed just 32 games to establish the WMU single-season record (5). His 2.59 goals-against average is the third best single-season mark in program history.

During his lone season in the Brown and Gold, he earned All-CCHA Rookie Team honors to go along with All-CCHA First Team recognition. He is third all-time in career shutouts at WMU.



WMU HOCKEY ALL-AMERICANS

MIKE BISHAI, C

JOFA WEST ALL-AMERICA SECON TEAM, 2000-01

Bishai led the NCAA in scoring (1.84 ppg) and assists (1.22 apg) during his junior campaign. He shared the CCHA scoring title and WMU MVP trophy with teammate David Gove. Bishai led all CCHA players in overall scoring, amassing 68 points on 23 goals and 45 assists.

He was a Second Team All-CCHA selection in 2001 and third in the nation in points that season. He made his NHL debut with the Edmonton Oilers during the 2003-04 campaign.

DANNY DEKEYSER, D

AHCA CCM WEST ALL-AMERICA WEST SECOND TEAM, 2011-12

AHCA CCM WEST ALL-AMERICA WEST SECOND TEAM, 2012-13

DeKeyser became the third Bronco in program history to be named a two-time All-American. In back-to-back seasons he was named the CCHA's Best Defensive Defenseman and took home All-CCHA honors as well. His junior season he helped the Broncos to a program record 78 goals allowed.

He was inducted into the Western Michigan Hall of Fame in 2023 and entered the Bronco Hockey Ring of Honor in 2018. He played 10 seasons in the NHL, all with the Detroit Red Wings. He was an alternate captain for the team late in his career.



WMU HOCKEY ALL-AMERICANS

HUGH MCGING, LW**AHCA CCM WEST ALL-AMERICA FIRST TEAM, 2019-20**

McGing capped off his Bronco career leading the team to a fourth place finish in the NCHC standings. Unfortunately the season was ended prematurely due to the outbreak of COVID-19. McGing led the team with 35 points on 13 goals and 15 assists, tallying 22 of his points in NCHC play. He became the first player in program history to earn First Team All-NCHC honors.

He served as the team's captain and finished his WMU career with 117 points on 46 goals and 71 assists. He made his NHL debut with the St. Louis Blues in the 2022-23 season.

**RONNIE ATTARD, D****AHCA CCM ALL-AMERICA WEST FIRST TEAM, 2020-21****AHCA CCM ALL-AMERICA WEST FIRST TEAM, 2021-22**

Attard became the fourth Bronco to be a two-time All-American. He is a two-time NCHC Offensive Defenseman of the Year Award recipient and claimed All-NCHC honors twice along with All-NCHC Rookie Team recognition his first season. Attard finished his Bronco career with 72 points (27 goals, 45 assists) in 94 games.

The White Lake, Mich. native made his NHL debut with the Philadelphia flyers in 2021-22 and played for the United States in the World Championships in 2023.



WMU HOCKEY ALL-AMERICANS

ETHEN FRANK, RW**AHCA CCM WEST ALL-AMERICA SECOND TEAM, 2021-22**

Frank became the 17th All-America selection in program history following the 2021-22 season. He was the most prolific scorer in the nation during that year, leading the country in goals with 26. He finished with 39 total points in 38 games. Along with leading the nation in goals, he earned First Team All-NCHC honors.

Frank has gone on to blossom in professional hockey, winning two Calder Cups and earning AHL All-Rookie Team recognition. He is a two-time AHL All-Star and two-time winner of the Fastest Skater competition.

**JASON POLIN, RW****AHCA CCM ALL-AMERICA WEST SECOND TEAM, 2022-23**

Polin had one of the best scoring seasons in WMU history, leading the nation with 30 goals while being named a finalist for the Hobey Baker Award. He guided the Broncos to their highest NCHC finish in program history (second) and was named the league's Player of the Year and Forward of the Year. He is the first Bronco to earn either of those honors.

He was the fourth Hobey Baker Finalist in program history and made his NHL debut with the Colorado Avalanche during the 2023-24 season. He scored his first NHL goal on January 16, 2024 against the Ottawa Senators.



ALEX BUMP, LW

AHCA CCM WEST ALL-AMERICA FIRST TEAM, 2024-25

Bump became the 19th All-American in program history following the 2024-25 season. He was one of the nation's top scorers, finishing the season with 47 points on 23 goals and 24 assists in 42 games. He was a unanimous First Team All-NCHC selection and was named the conference's Forward of the Year.

The Prior Lake, Minn. native helped the program claim its first ever National Championship, Penrose Cup and Frozen Faceoff Championship. He is among the top 25 scorers in program history, averaging 1.04 points per game.



WMU HOCKEY & THE HOBEY BAKER AWARD

DAN DORION, RW 1983-84 FINALIST 1985-86 RUNNER-UP

Dorion is the only two-time finalist for the Hobey Baker Award in program history. During the 1983-84 season, Dorion produced 91 points on 41 goals and 50 assists. He followed that up with 104 points on 42 goals and 62 assists in his senior season with the team. His 104 points during his senior season are the ninth most in a single season in college hockey history.



WAYNE GAGNE, D 1986-87 RUNNER-UP

Gagne had one of the best statistical seasons in program history during the 1986-87 campaign. He finished the year with 89 points on 13 goals and 76 assists. He is Western Michigan's single season (76) and career (199) record holder for assists. Additionally, his 241 career points put him at third in program history. In terms of points per game, he is seventh with an output of 1.49 PPG.

JASON POLIN, RW 2022-23 FINALIST

Polin had one of the best seasons in program history, becoming just the fourth Bronco to be a finalist for the Hobey Baker Award. He finished the 2022-23 season with 47 points on 30 goals and 17 assists. His 30 goals led the nation and were the most by a Bronco since 1993-94. Additionally, he became the first player in program history to win the NCHC Forward of the Year and Player of the Year awards following the season.



WMU HOCKEY AWARDS & HONORS

NCAA NATIONAL CHAMPIONSHIPS

2025

NCAA FROZEN FOUR APPEARANCES

2025

NCAA TOURNAMENT APPEARANCES

1986

1994

1996

2011

2012

2017

2022

2023

2024

2025

PENROSE CUP CHAMPIONSHIPS

2024-25

NCHC FROZEN FACEOFF CHAMPIONSHIPS

2025

CCHA TOURNAMENT CHAMPIONSHIPS

1986

2012

GREAT LAKES INVITATIONAL CHAMPIONSHIPS

1986

2013

2016

2021

2022

SPENCER PENROSE AWARD

2024-25 - Pat Ferschweiler

USCHO COACH OF THE YEAR

2024-25 - Pat Ferschweiler

2010-11 - Jeff Blashill

COLLEGE HOCKEY NEWS COACH OF THE YEAR

2024-25 - Pat Ferschweiler

2010-11 - Jeff Blashill

COLLEGE HOCKEY NEWS ALL-AMERICAN FIRST TEAM

2024-25 - Alex Bump, F

2022-23 - Jason Polin, F

2021-22 - Ronnie Attard, D

COLLEGE HOCKEY NEWS ALL-ROOKIE TEAM

2024-25 - Hampton Slukynsky, G

2019-20 - Ronnie Attard, D

2011-12 - Frank Slubowski, G

INSIDE COLLEGE HOCKEY FRESHMAN ALL-AMERICAN (DISCONTINUED)

2011-12 - Frank Slubowski, G

2010-11 - Chase Balisy, F

Danny DeKeyser, D

INSIDE COLLEGE HOCKEY COACH OF THE YEAR (DISCONTINUED)

2010-11 - Jeff Blashill

HUMANITARIAN AWARD

2012-13 - Brett Beebe (Finalist)

1996-97 - Shawn Zimmerman (Finalist)

AHCA ALL-STAR GAME

1993-94 - Colin Ward, LW

1992-93 - Pat Ferschweiler, C (alternate)

1981-82 - Ross Fitzpatrick, LW; Ralph Murphy, D

NCAA FROZEN FOUR SKILLS COMPETITION (DISCONTINUED)

2008-09 - Patrick Galivan

2006-07 - Paul Szczechura, C (DNP)

2005-06 - Brent Walton, RW (DNP)

WMU ATHLETIC HALL OF FAME

2025- Mike Eastwood, C

2023 - Danny DeKeyser, D

2019 - Bill Horn, G

2014 - Jamal Mayers, RW

2013 - Keith Jones, RW

2007 - Rob Hodge, LW

2004 - Ross Fitzpatrick, LW-C

2001 - Wayne Gagne, D

1998 - Dan Dorion, C-RW

1996 - Glenn Healy, G

1994 - Bernie Saunders, LW-RW

1991 - Neil Smith, D

1990 - Harry Lawson, Coach

WMU HOCKEY RING OF HONOR

2025

- Paul Szczechura

2024

- Mark Letestu

2023

- Joe Corvo

- Lynn Ross

2022

Kathy Beauregard

2021

No inductees due to COVID-19

2020

No inductees due to COVID-19

2019

- Ken Dickie

- Colin Ward

2018

- Steve Abbott

- Danny DeKeyser

2017

- Chris Brooks

- Russ Kreis

- Troy Thrun

WMU HOCKEY CONFERENCE AWARDS & HONORS

2016

- Rob Bryden
- Jim Culhane
- Bill Neal

2015

- Brent Brekke
- Ed Edwards
- Jamal Mayers
- Paul Polillo
- Bill Wilkinson

2014

- Bill Horn
- Chris MacDonald
- Mike Eastwood
- Bill Saunders

2013

- Harry Lawson
- Bernie Saunders
- Neil Smith
- Keith Jones
- Wayne Gagne
- Rob Hodge
- Dan Dorion
- Ross Fitzpatrick
- Glenn Healy

NCHC PLAYER OF THE YEAR

2022-23 - Jason Polin, F

HERB BROOKS COACH OF THE YEAR

2024-25 - Pat Ferschweiler
2022-23 - Pat Ferschweiler
2016-17 - Andy Murray

NCHC SENIOR SCHOLAR-ATHLETE AWARD

2023-24 - Luke Grainger, F
2021-22 - Drew Worrada, F
2020-21 - Kale Bennett, D

NCHC FORWARD OF THE YEAR

2024-25 - Alex Bump
2022-23 - Jason Polin

NCHC DEFENSIVE FORWARD OF THE YEAR

2024-25 - Tim Washe

NCHC OFFENSIVE DEFENSEMAN OF THE YEAR

2021-22 - Ronnie Attard
2020-21 - Ronnie Attard

NCHC POSTGRADUATE SCHOLARSHIP

2020-21 - Kale Bennett, D

NCHC THREE STARS AWARD

2016-17 - Ben Blacker, G

ALL-NCHC FIRST TEAM

2024-25 - Alex Bump, F
2022-23 - Jason Polin, F
2021-22 - Ethen Frank, F

2021-22 - Ronnie Attard, D

2020-21 - Ronnie Attard, D

2019-20 - Hugh McGing, F

ALL-NCHC SECOND TEAM

2024-25 - Hampton Slukynsky, G

2023-24 - Luke Grainger, F

2021-22 - Drew Worrada, F

2018-19 - Hugh McGing, F

2016-17 - Sheldon Dries, F

2013-14 - Chase Balisy, F

ALL-NCHC THIRD TEAM (STARTED IN 2024-25)

2024-25 - Cameron Rowe, G

2024-25 - Joonas Väisänen, D

ALL-NCHC HONORABLE MENTION (DISCONTINUED AFTER 2023-24)

2023-24 - Sam Colangelo, F

2022-23 - Ryan McAllister, F

2021-22 - Michael Joyaux, D

2020-21 - Ethen Frank, F

2019-20 - Mattias Samuelsson, D

2017-18 - Wade Allison, F

2017-18 - Dawson DiPietro, F

2016-17 - Ben Blacker, G

NCHC ALL-ROOKIE TEAM

2024-25 - Hampton Slukynsky, G

2024-25 - Joonas Väisänen, D

2023-24 - Alex Bump, F

2022-23 - Ryan McAllister, F

2019-20 - Ronnie Attard, D

2016-17 - Ben Blacker, G

CCHA MOST VALUABLE PLAYER

1986-87 - Wayne Gagne, D

1985-86 - Dan Dorion, RW

CCHA BEST DEFENSIVE DEFENSEMAN

2012-13 - Danny DeKeyser

2011-12 - Danny DeKeyser

1993-94 - Brent Brekke

CCHA BEST DEFENSIVE FORWARD

2012-13 - Dane Walters, RW

1991-92 - Pat Ferschweiler, C

CCHA ROOKIE OF THE YEAR

2006-07 - Mark Letestu, C

2001-02 - Pat Dwyer, RW

1996-97 - Daryl Andrews, D

1995-96 - Marc Magliarditi, G

1992-93 - Chris Brooks, LW

CCHA BEST GOALTENDER

1995-96 - Marc Magliarditi

CCHA ILITCH HUMANITARIAN AWARD

2012-13 - Brett Beebe

CCHA COACH OF THE YEAR

1995-96 - Bill Wilkinson

1985-86 - Bill Wilkinson

WMU HOCKEY CONFERENCE AWARDS & HONORS

1983-84 - Bill Wilkinson

CCHA TOURNAMENT MOST VALUABLE PLAYER

2011-12 - Frank Slubowski, G
 1985-86 - Bill Horn, G
 1983-84 - Glenn Healy, G

CCHA ALL-TOURNAMENT TEAM

2011-12 - Frank Slubowski, G
 Danny DeKeyser, D
 Greg Squires, F
 2010-11 - Danny DeKeyser, D
 Dane Walters, F
 1990-91 - Mike Eastwood, C
 1985-86 - Bill Horn, G; Stuart Burnie, RW; Dan Dorion, RW; Wayne Gagne,
 D; Chris MacDonald, D
 1983-84 - Glenn Healy, G; Dan Dorion, RW
 1974-75 - Tim Dunlop, RW

CCHA ALL-ROOKIE TEAM

2012-13 - Kenney Morrison, D
 2011-12 - Garrett Haar, D
 Frank Slubowski, G
 2010-11 - Dan DeKeyser, D
 Chase Balisy, F
 2006-07 - Riley Gill, G
 Mark Letestu, F
 2003-04 - Paul Szczechura, F (HM)
 2002-03 - Vince Bellissimo, F
 2001-02 - Pat Dwyer, F
 2000-01 - Jeff Campbell, F
 Mike Jarmuth, D, (HM)
 1999-00 - Dave Cousineau, D, (HM)
 1998-99 - Ryan Crane (HM)
 Jeff Reynaert (HM)
 1996-97 - Daryl Andrews, F
 1995-96 - Marc Magliarditi, G
 Joe Corvo, D
 1994-95 - Steve Duke, 1st
 1993-94 - Derek Inananen, HM
 Darren Maloney, HM
 1992-93 - Chris Brooks, 1st;
 Scott Chartier, 1st
 1991-92 - Chris Belanger, 1st;
 Ryan D'Arcy, HM;
 Francois Leroux, HM
 1990-91 - Brent Brekke, HM;
 Craig Brown, HM;
 Pat Ferschweiler, HM;
 Colin Ward, HM
 1988-89 - Keith Jones, HM

ALL-CCHA FIRST TEAM

2012-13 - Danny DeKeyser, D
 1995-96 - Marc Magliarditi, G
 1991-92 - Keith Jones, RW
 1987-88 - Paul Polillo, C
 1986-87 - Wayne Gagne, D
 1985-86 - Dan Dorion, RW
 1985-86 - Wayne Gagne, D
 1983-84 - Dan Dorion, RW
 1980-81 - Ross Fitzpatrick, LW

1976-77 - Tim Dunlop, RW

ALL-CCHA SECOND TEAM

2012-13 - Frank Slubowski, G
 Luke Witkowski, D
 2011-12 - Danny DeKeyser, D
 Matt Tennyson, D
 2008-09 - Patrick Galivan, LW
 2004-05 - Brent Walton, RW
 2000-01 - Mike Bishai, C; David Gove, RW
 1999-00 - David Gove, C
 1996-97 - Joe Corvo, D
 1995-96 - Jeremy Brown, C
 1990-91 - Mike Eastwood, C
 1987-88 - Ron Hoover, LW
 Mike Posma, D
 1986-87 - Rob Bryden, RW
 Bill Horn, G
 1985-86 - Stuart Burnie, RW
 Chris MacDonald, D
 1984-85 - Glenn Healy, G
 1979-80 - Bob Scurfield, C
 1977-78 - Paul Capuccio, C
 Bernie Saunders, RW

ALL-CCHA HONORABLE MENTION

2002-03 - Dave Cousineau, D
 Dana Lattery, RW
 2001-02 - Mike Bishai, C
 Dave Cousineau, D
 1995-96 - Darren Maloney, D
 1993-94 - Brent Brekke, D
 Colin Ward, LW
 1991-92 - Craig Brown, G
 1989-90 - Mike Posma, D
 Shane Redshaw, LW
 1988-89 - Ron Hoover, LW
 Mike Posma, D
 1987-88 - Jeff Green, C
 Bill Horn, G
 1985-86 - Bill Horn, G
 1984-85 - Dan Dorion, RW
 1983-84 - Glenn Healy, G
 1981-82 - Ross Fitzpatrick, LW
 Bob Scurfield, C
 1980-81 - Bob Scurfield, C
 Glenn Johannesen, D
 1979-80 - Ross Fitzpatrick, LW
 Ralph Murphy, D
 1978-79 - Ralph Murphy, D
 1976-77 - Bob Gardiner, LW
 1975-76 - Al Hamernick, D
 Rob Hodge, LW
 Neil Smith, D

WMU HOCKEY INTERNATIONAL COMPETITIONS

INTERNATIONAL COMPETITIONS

WORLD CHAMPIONSHIP

1985 - Don Dorian (United States)
 2000 - Jamal Mayers (Canada)
 2003 - Joe Corvo (United States)
 2006 - Joe Corvo (United States)
 2007 - Jamal Mayers, Gold (Canada)
 2008 - Jamal Mayers, Gold (Canada)
 2010 - Daniel Bellissimo (Italy)
 2012 - Daniel Bellissimo (Italy)
 2012 - Patrick Dwyer (United States)
 2014 - Danny DeKeyser (United States)
 2017 - Danny DeKeyser (United States)
 2017 - Frederik Tiffels (Germany)
 2018 - Frederik Tiffels (Germany)
 2018 - Jordan Oesterle (United States)
 2019 - Oliwer Kaski (Finland)
 2019 - Frederik Tiffels (Germany)
 2021 - Oliwer Kaski (Finland)
 2021 - Matt Tennyson (United States)
 2021 - Frederik Tiffels (Germany)
 2023 - Ronnie Attard (United States)
 2023 - Frederik Tiffels (Germany)
 2024 - Oliwer Kaski (Finland)
 2024 - Frederik Tiffels (Germany)
 2025 - Hampton Slukynsky (United States)
 2025 - Frederik Tiffels (Germany)

WORLD JUNIOR CHAMPIONSHIP

1978 - Bart Larson (United States)
 1987 - Mike Poma (United States)
 1991 - Brett Brekke (United States)
 1996 - Marc Magliarditi (United States)
 1997 - Joe Corvo (United States)
 2013 - Frederik Tiffels (Germany)
 2014 - Frederik Tiffels (Germany)
 2015 - Frederik Tiffels (Germany)
 2019 - Mattias Samuelsson (United States)
 2020 - Mattias Samuelsson (United States)
 2021 - Cedric Fiedler (Switzerland)
 2021 - Sam Colangelo (United States)
 2023 - Pat Ferschweiler (United States Assistant Coach)
 2024 - Joonas Väisänen (Finland)
 2025 - Hampton Slukynsky (United States)

WORLD U 18 CHAMPIONSHIP

2000 - Jim McNamara (United States)
 2010 - Chase Balisy, Gold (United States)
 2011 - Frederik Tiffels (Germany)
 2012 - Frederik Tiffels (Germany)
 2018 - Mattias Samuelsson, Captain, Silver (United States)
 2019 - Cameron Rowe, Bronze (United States)
 2019 - Cedric Fiedler (Switzerland)
 2022 - Cole Spicer (United States)
 2023 - Hampton Slukynsky, Gold (United States)

WORLD CUP OF HOCKEY

1996 - Neil Smith, Assistant GM, Silver (Canada)



Cameron Rowe



Mattias Samuelsson



Hampton Slukynsky



Frederik Tiffels

WMU HOCKEY TEAM AWARDS

ROB HODGE MOST VALUABLE PLAYER

2024-25	Alex Bump, F Tim Washe, F
2023-24	Sam Colangelo, F Luke Grainger, F
2022-23	Jason Polin, F
2021-22	Ronnie Attard, D Ethen Frank, F
2020-21	Ronnie Attard, D
2019-20	Hugh McGing, F
2018-19	Colt Conrad, F Hugh McGing, F
2017-18	Dawson DiPietro, F Hugh McGing, F
2016-17	Sheldon Dries, F
2015-16	Griffen Molino, F
2014-15	Sheldon Dries, F
2013-14	Chase Balisy, F
2012-13	Frank Slubowski, G
2011-12	Frank Slubowski, G
2010-11	Max Campbell, C
2009-10	Riley Gill, G
2008-09	Patrick Galivan, LW
2007-08	Patrick Galivan, RW
2006-07	Paul Szczechura, C
2005-06	Brent Walton, RW
2004-05	Brent Walton, RW
2003-04	Dana Lattery, LW
2002-03	Dana Lattery, RW
2001-02	Jeff Reynaert, G
2000-01	Mike Bishai, C David Gove, RW
1999-00	David Gove, C
1998-99	Chuck Mindel, LW
1997-98	Frank Novock, RW
1996-97	Justin Cardwell, RW Mike Melas, C
1995-96	Marc Magliarditi, G
1994-95	Brian Gallentine, RW
1993-94	Colin Ward, LW
1992-93	Pat Ferschweiler, C
1991-92	Keith Jones, RW
1990-91	Mike Eastwood, C
1989-90	Shane Redshaw, LW
1988-89	Paul Polillo, C
1987-88	Ron Hoover, LW Paul Polillo, C
1986-87	Wayne Gagne, D
1985-86	Dan Dorion, RW
1984-85	Glenn Healy, G
1983-84	Glenn Healy, G
1982-83	Bob Bailey, RW
1981-82	Ross Fitzpatrick, LW
1980-81	Ross Fitzpatrick, LW
1979-80	Bob Scurfield, C
1978-79	Bernie Saunders, RW
1977-78	Tim Dunlop, RW
1976-77	Bernie Saunders, RW
1975-76	No award
1974-75	Tim Dunlop, RW
1973-74	Rob Hodge, LW

VIC VANDERBERG TOP SCORER

2024-25	Alex Bump, F
2023-24	Luke Grainger, F
2022-23	Ryan McAllister, F
2021-22	Drew Worrad, F
2020-21	Drew Worrad, F
2019-20	Hugh, McGing, F
2018-19	Colt Conrad, F
2017-18	Dawson DiPietro, F
2016-17	Matheson Iacopelli, F
2015-16	Griffen Molino, F
2014-15	Sheldon Dries, F
2013-14	Shane Berschbach, F
2012-13	Chase Balsiy, F
2011-12	Chase Balisy, F
2010-11	Max Campbell, C
2009-10	Greg Squires, LW
2008-09	Patrick Galivan, LW
2007-08	Patrick Galivan, RW
2006-07	Mark Letestu, C
2005-06	Brent Walton, RW
2004-05	Brent Walton, RW
2003-04	Vince Bellissimo, C
2002-03	Dana Lattery, RW Vince Bellissimo, C
2001-02	Mike Bishai, C Jeff Campbell, RW
2000-01	Mike Bishai, C
1999-00	David Gove, C
1998-99	Chuck Mindel, LW David Gove, C
1997-98	Frank Novock, RW
1996-97	Mike Melas, C
1995-96	Jeremy Brown, C
1994-95	Chris Brooks, RW Jamal Mayers, C
1993-94	Colin Ward, LW
1992-93	Chris Brooks, LW
1991-92	Keith Jones, RW
1990-91	Mike Eastwood, C
1989-90	Shane Redshaw, LW
1988-89	Paul Polillo, C
1987-88	Paul Polillo, C
1986-87	Wayne Gagne, D
1985-86	Dan Dorion, RW
1984-85	Dan Dorion, RW
1983-84	Dan Dorion, RW
1982-83	Lance Johnston, LW Dan Dorion, RW

NEIL SMITH MOST VALUABLE DEFENSEMAN

2024-25	Sam Sjolund
2023-24	Carter Berger
2022-23	Aidan Fulp Zak Galambos
2021-22	Ronnie Attard
2020-21	Ronnie Attard
2019-20	Mattias Samuelsson
2018-19	Cam Lee
2017-18	Corey Schueneman
2016-17	Taylor Fleming
2015-16	Scott Moldenhauer
2014-15	Taylor Fleming
2013-14	Jordan Oesterle/Dennis Brown

WMU HOCKEY TEAM AWARDS

2012-13 Danny DeKeyser
 2011-12 Danny DeKeyser
 2010-11 Danny DeKeyser
 2009-10 Tyler Ludwig
 2008-09 Tyler Ludwig
 2007-08 Nathan Ansell
 2006-07 Ryan Mahrle
 2005-06 Ryan Mahrle
 2004-05 Ryan Mahrle
 2003-04 Mike Jarmuth
 2002-03 Mike Jarmuth
 2001-02 Ryan Crane
 2000-01 Austin Miller
 1999-00 Daryl Andrews
 1998-99 Daryl Andrews
 1997-98 Jeff Rucinski
 Steve Duke
 1996-97 Joe Corvo
 1995-96 Darren Maloney
 1994-95 Darren Maloney
 1993-94 Brent Brekke
 1992-93 Brent Brekke
 1991-92 Brian Tulik
 1990-91 Chris Clarke
 1989-90 Chris Clarke
 1988-89 Mike Posma
 1987-88 Mike Posma
 1986-87 Wayne Gagne
 1985-86 Wayne Gagne
 1984-85 Chris MacDonald
 1983-84 Glenn Johannesen
 1982-83 Chris MacDonald
 1981-82 Ken Calder
 1980-81 Guy Blanchard
 1979-80 Ralph Murphy
 1978-79 Ralph Murphy

SUZANNE KLOP ROOKIE OF THE YEAR

2024-25 Hampton Slukynsky, G
 2023-24 Alex Bump, F
 2022-23 Ryan McAllister, F
 2021-22 Max Sasson, F
 2020-21 Aidan Fulp, D
 2019-20 Ronnie Attard, D
 Brandon Bussi, G
 2018-19 Mattias Samuelsson, D
 2017-18 Austin Rueschhoff, F
 2016-17 Ben Blacker, G
 2015-16 Griffen Molino, F
 2014-15 Frederik Tiffels, F
 2013-14 Taylor Fleming, D
 2012-13 Kenney Morrison, D
 2011-12 Frank Slubowski, G
 2010-11 Chase Balisy, C
 2009-10 Dane Walters, RW
 2008-09 Greg Squires, RW
 Kevin Connauton, D
 2007-08 Jerry Kuhn, G
 2006-07 Mark Letestu, C
 2005-06 Jeff LoVecchio, LW
 2004-05 Daniel Bellissimo, G
 2003-04 Ryan Mahrle, D
 Paul Szczechura, C
 2002-03 Vince Bellissimo, C
 2001-02 Pat Dwyer, RW

2000-01 Jeff Campbell, RW
 1999-00 Dave Cousineau, D
 Ben Gagnon, C
 1998-99 Anthony Battaglia, LW
 1997-98 David Gove, C
 1996-97 Daryl Andrews, D
 1995-96 Marc Magliarditi, G
 1994-95 Steve Duke, D
 1993-94 Darren Maloney, D
 1992-93 Chris Brooks, LW
 1991-92 Chris Belanger, D
 1990-91 Craig Brown, G
 1989-90 Mike Power, G
 1988-89 Keith Jones, RW
 1987-88 Chris Clarke, D
 1986-87 Jeff Green, C
 1985-86 Bill Horn, G
 1984-85 Dave Lobdell, C
 1983-84 Wayne Gagne, D
 Troy Thrun, C
 1982-83 Dan Dorion, RW
 1981-82 Glenn Healy, G
 1980-81 Glenn Johannesen, D
 1979-80 Steve Abbott, G
 1978-79 Ralph Murphy, D
 1977-78 Dan Stothers, C
 1976-77 Bart Larson, LW

ED EDWARDS MOST IMPROVED PLAYER

2024-25 Owen Michaels, F
 2023-24 Dylan Wendt, F
 2022-23 Dylan Wendt, F
 2021-22 Cedric Fiedler, D
 2020-21 Jason Polin, F
 2019-20 Michael Joyaux, D
 2018-19 Josh Passolt, F
 2017-18 Dawson DiPietro, F
 2016-17 Luke Bafia, D
 2015-16 Michael Reby, F
 2014-15 Scott Moldenhauer, D
 Neal Goff, D
 2013-14 Lukas Hafner, G
 2012-13 Colton Hargrove, F
 2011-12 Will Kessel, F
 2010-11 Dane Walters, F &
 Mike Leone, F
 2009-10 David Chaney, D
 2008-09 Kyle O'Kane, RW
 2007-08 Patrick Nagorsen, C
 2006-07 Trevor Hefferman, G
 2005-06 Jason Moul, C
 Steve Silver, D
 2004-05 Kevin Labatte, RW
 Jeff Pierce, RW
 2003-04 Brett John, LW
 2002-03 Eric Marvin, G
 2001-02 Trevor Cook, LW
 2000-01 Josh Akright, D
 Lucas Drake, C
 1999-00 Mike Bishai, C
 Andy Townsend, D
 1998-99 J.J. Weeks, G
 1997-98 Jay McCabe, RW
 1996-97 Matt Addesa, LW

WMU HOCKEY TEAM AWARDS

1995-96 Jason Redenius, C
 1994-95 Graham Bridel, LW
 1993-94 Jeremy Brown, C
 Jamal Mayers, RW
 1992-93 Brian Renfrew, G
 1991-92 Joe Bonnett, RW
 1990-91 Byron Witkowski, LW
 1989-90 J.P. LaRoche, LW
 1988-89 Mike Eastwood, C
 1987-88 Kevin McCaffrey, G
 1986-87 Andy Rymsha, LW
 1985-86 Scott Howe, D
 1984-85 Henry Fung, F
 Dave Lobdell, D
 1983-84 Jeff Crossman, F
 1982-83 Gary Orhn, D
 1981-82 Mike Hanson, G
 1980-81 Phil Partlan, RW
 1979-80 Kevin Scott, C
 1978-79 Matt Dietz, D
 1977-78 Paul Cappuccio, C
 1976-77 Bernie Saunders, RW
 1975-76 No award
 1974-75 Phil Eve, C

CATHERINE LAWSON SPORTSMANSHIP

2024-25 Robby Drazner, D
 Grant Slukynsky, F
 2023-24 Ethan Phillips, F
 2022-23 Cole Gallant, F
 2021-22 Michael Joyaux, D
 2020-21 Cole Gallant, F
 2019-20 Ethen Frank, F
 Drew Worrad, F
 2018-19 Corey Schueneman, D
 2017-18 Paul Stoykewych, D
 Aidan Muir, F
 2016-17 Michael Rebyr, F
 2015-16 Colt Conrad, F
 2014-15 Justin Kovacs, F
 2013-14 Mike Cichy, F
 2012-13 Mike Leone, F
 2011-12 Dane Walters, RW
 2010-11 Dane Walters, RW
 2009-10 Patrick Nagorsen, C
 2008-09 Dave Krisky, LW
 2007-08 Dave Krisky, LW
 2006-07 Jason Moul, C
 2005-06 Mike Erickson, LW
 2004-05 Paul Szczechura, C
 2003-04 Jeff Campbell, LW
 2002-03 Shaun Rose, C
 2001-02 Andy Townsend, D
 2000-01 David Gove, RW
 Anthony Battaglia, RW
 1999-00 Jason Redenius, LW
 1998-99 Jason Redenius, LW
 1997-98 Jason Redenius, LW
 1996-97 Shawn Zimmerman, C
 1995-96 Chris Brooks, C
 1994-95 Brian Gallentine, RW
 1993-94 Chris Brooks, LW
 1992-93 Joe Bonnett, RW
 1991-92 Scott Garrow, C
 1990-91 Brian Tulik, D

1989-90 Rich Whitten, LW
 1988-89 Rich Whitten, LW
 1987-88 Ron Hoover, LW
 1986-87 Pat Ryan, LW
 1985-86 Rob Adams, C
 1984-85 Rob Adams, C
 Pat Ryan, LW
 1983-84 Rob Adams, C
 Pat Ryan, LW
 1982-83 Rob Adams, C
 1981-82 Dave Berthelsen, RW
 1980-81 Dave Berthelsen, RW
 1979-80 Dave Berthelsen, RW
 1978-79 Bernie Saunders, RW
 1977-78 Tim Dunlop, RW
 1976-77 Tim Dunlop, RW

KOHA "GRINDER" PERSEVERANCE

2024-25 Cam Knuble, F
 2023-24 Chad Hillebrand, F
 2022-23 Luke Grainger, F
 2021-22 Ty Glover, F
 2020-21 Paul Washe, F
 2019-20 Paul Washe, F
 Luke Bafia, D
 2018-19 Trevor Gorsuch, G
 Jade McMullen, F
 2017-18 Scott Moldenhauer, D
 Neal Goff, D
 2016-17 Mike McKee, F
 2015-16 Lukas Hafner, G
 2014-15 Will Kessel, F
 Matt Stewart, D
 2013-14 Shane Berschbach, F
 Nolan LaPorte, F
 2012-13 Trevor Elias, F
 2011-12 Ian Slater, F
 J.J. Crew, F
 2010-11 Ian Slater, RW
 2009-10 Jared Katz, C
 2008-09 Chris Clackson, C
 2007-08 Cam Watson, LW
 2006-07 Matt Clackson, RW
 2005-06 Jason Moul, C
 2004-05 Pat Dwyer, RW
 2003-04 Paul Davies, C
 2002-03 Lucas Drake, LW
 2001-02 Chad Kline, LW
 2000-01 Brett Mills, RW
 1999-00 Corey Waring, LW
 1998-99 Frank Novock, RW
 1997-98 Brent Lovett, D
 1996-97 Matt Cressman, LW
 1995-96 Kyle Millar, LW
 1994-95 Brian Renfrew, G
 1993-94 Derek Schooley, D
 1992-93 Mike Whitton, LW
 1991-92 Brad Dawson, D
 1990-91 Tom Auge, RW
 1989-90 Jeff Green, RW-C
 1988-89 Ron Hoover, LW
 1987-88 Dave Lobdell, D
 1986-87 Pat Ryan, LW
 1985-86 Troy Thrun, C

WMU HOCKEY TEAM AWARDS**BILL SAUNDERS PLUS/MINUS**

2024-25	Brian Kramer, D
2023-24	Cedric Fiedler, D
2022-23	Zak Galambos, D
2021-22	Ronnie Attard, D
2020-21	Paul Washe, F
2019-20	Dawson DiPietro, F
2018-19	Hugh McGing, F
2017-18	Jade McMullen, F
2016-17	Wade Allison, F
2015-16	Frederik Tiffels, F
2014-15	Colton Hargrove, F
2013-14	Chase Balisy, F
2012-13	Jordan Oesterle, D
2011-12	Dane Walters, F
2010-11	Luke Witkowski, D
2009-10	Derek Roehl, LW
2008-09	J.J. Crew, LW
2007-08	Tyler Ludwig, D
2006-07	Mark Letestu, C
2005-06	Steve Silver, D
	Sean Weaver, LW
2004-05	Brett John, C
2003-04	Dana Lattery, LW
2002-03	Andy Townsend, D
2001-02	Ryan Crane, D
2000-01	Andy Townsend, D
1999-00	Brent Rumble, LW
	Andy Townsend, D
1998-99	Jay McCabe, RW
1997-98	Corey Waring, LW
1997-98	Corey Waring, LW
1996-97	Justin Cardwell, RW
1995-96	Geoff Collard, D

PETER R. ELLIS ACADEMIC AWARD

2024-25	Cole Crusberg-Roseen, D
2023-24	Jacob Bauer, D
2022-23	Aidan Fulp, D
2021-22	Aidan Fulp, D
2020-21	Kale Bennett, D
2019-20	Kale Bennett, D
2018-19	Kale Bennett, D
2017-18	Kale Bennett, D
2016-17	Collin Olson, G
2015-16	Aaron Hadley, F
	Griffen Molino, F
2014-15	Aaron Hadley, F
2013-14	David Killip, F
2012-13	David Killip, F
2011-12	David Killip, F
2010-11	Ryan Watson, LW
2009-10	Tyler Ludwig, D
2008-09	Dave Krisky, LW
2007-08	Dave Krisky, LW
2006-07	Dave Krisky, LW
2005-06	Brett John, RW
2004-05	Brett John, C
2003-04	Jeremy Cheyne, RW
2002-03	Jeremy Cheyne, RW
2001-02	Paul Davies, C
2000-01	Mark Wilkinson, C
1999-00	Mark Wilkinson, C
1998-99	Jason Redenius, LW
1997-98	Jason Redenius, LW

1996-97	Jeff Rucinski, D
1995-96	Darren Maloney, D
1994-95	Colin Ward, LW
1993-94	Byron Witkowski, LW
1992-93	Rob Laurie, G
1991-92	Rob Laurie, G
1990-91	Rob Laurie, G
1989-90	Rob Laurie, G
1988-89	Tom Auge, RW
1987-88	Lee Brodeur, RW
1986-87	Lee Brodeur, RW
1985-86	Lee Brodeur, RW
1984-85	Tom Fletcher, LW
1983-84	Tom Fletcher, LW
1982-83	Steve Abbott, G
1981-82	Steve Abbott, G
1980-81	Steve Abbott, G
1979-80	Steve Abbott, G
1978-79	Tom Hilfman, D

ROSS AND DICKIE BROWN AND GOLD AWARD

2024-25	Wyatt Schingoethe, F
2023-24	Trevor Bishop, F
2022-23	Cam Knuble, F/D
2021-22	Jamie Rome, F
2020-21	Drew Worrad, F
2019-20	Drew Worrad, F
2018-19	Lukas Samuelsson, F
	Will Massey, G

WMU HOCKEY ACADEMIC AWARDS & HONORS

COSIDA/COLLEGE SPORTS COMMUNICATORS ACADEMIC ALL-AMERICAN

Steve Abbot, G; At-Large First Team, 1982-83
 Colin Ward, LW; At-Large Third Team, 1993-94
 Darren Maloney, D; At-Large Third Team, 1995-96
 Aidan Fulp, D; At-Large Second Team, 2022-23
 Tim Washe, C; At-Large Third Team, 2024-25

COLLEGE HOCKEY STATISTICS BUREAU AII-ACADEMIC

Glenn Johannesen, D; Division I West Team, 1983-84
 Rob Bryden, RW; Division I West Second Team, 1984-85
 Henry Fung, RW; Honorable Mention, 1985-86

NCHC SCHOLAR ATHLETE TEAM (CHANGED IN 2015-16 TO INCLUDE ANY PLAYER ABOVE 3.5)

2024-25 - Zach Bade

Connor Brown
 Cole Crusberg-Roseen
 Robby Drazner
 Grady Gallatin
 Cam Knuble
 Brian Kramer
 Kirk Laursen
 Owen Michaels
 Zach Nehring
 Cameron Rowe
 Sam Sjolund
 Grant Slukynsky
 Hampton Slukynsky
 Ean Somoza
 Garrett Szydlowski
 Tim Washe
 Ethan Wolthers

2023-24 - Jacob Bauer

Trevor Bishop
 Cole Burtch
 Cole Crusberg-Roseen
 Luke Grainger
 Chad Hillebrand
 Daniel Hilsendager
 Kirk Laursen
 Owen Michaels
 Sam Sjolund
 Ean Somoza
 Garrett Szydlowski
 Tim Washe
 Ethan Wolthers

2022-23 - Jacob Bauer

Trevor Bishop
 Barrett Brooks
 Cole Burtch
 Aidan Fulp
 Luke Grainger
 Will Hambley
 Daniel Hilsendager
 Kirk Laursen
 Lucas Matta
 Jason Polin
 Sam Sjolund
 Theo Thrun
 Tim Washe
 Ethan Wolthers

2021-22 - Jacob Bauer

Trevor Bishop

Scooter Brickey
 Brandon Bussi
 Ethen Frank
 Aidan Fulp
 Ty Glover
 Luke Grainger
 Ross Hawryluk
 Chad Hillebrand
 Daniel Hilsendager
 Matteo Pecchia
 Jason Polin
 Nicholas Strom
 Drew Worrad

2020-21 - Ronnie Attard

Kale Bennett
 Trevor Bishop
 Scooter Brickey
 Brandon Bussi
 Austin Cain
 Aidan Fulp
 Ty Glover
 Luke Grainger
 Chad Hillebrand
 Daniel Hilsendager
 Jared Kucharek
 Jason Polin
 Brett Van Os
 Jarred White
 Drew Worrad

2019-20 - Ronnie Attard

Kale Bennett
 Scooter Brickey
 Brandon Bussi
 Austin Cain
 Jared Kucharek
 Jason Polin
 Brett Van Os
 Paul Washe
 Drew Worrad

2018-19 - Kale Bennett

Austin Cain
 Trevor Gorsuch
 Jared Kucharek
 Josh Passolt
 Corey Schueneman
 Brett Van Os
 Paul Washe
 Drew Worrad

2017-18 - Kale Bennett

Austin Cain
 Trevor Gorsuch
 Will Massey
 Hugh McGing
 Scott Moldenhauer
 Aidan Muir
 Cam Orchard
 Paul Stoykewych
 Brett Van Os
 Paul Washe

2016-17 - Luke Bafia

Kale Bennett
 Dawson DiPietro
 Sheldon Dries

WMU HOCKEY ACADEMIC AWARDS & HONORS

Aaron Hadley
 Hugh McGing
 Scott Moldenhauer
 Griffen Molino
 Aidan Muir
 Collin Olson
 Corey Schueneman
 Paul Stoykewych
 Frederik Tiffels
 2015-16 - John Carpino
 Neal Goff
 Aaron Hadley
 Jade McMullen
 Scott Moldenhauer
 Griffen Molino
 Aidan Muir
 Willem Nong-Lambert
 Corey Schueneman
 Frederik Tiffels
 2014-15 - Taylor Fleming
 2013-14 - Chase Balisy

ACADEMIC ALL-NCHC

2024-25 - Zach Bade
 Connor Brown
 Alex Bump
 Cole Crusberg-Roseen
 Robby Drazner
 Grady Gallatin
 Iiro Hakkarainen
 Cam Knuble
 Brian Kramer
 Ryan Kusler
 Kirk Laursen
 Owen Michaels
 Zach Nehring
 Cameron Rowe
 Wyatt Schingoethe
 Zack Sharp
 Sam Sjolund
 Grant Slukynsky
 Hampton Slukynsky
 Ean Somoza
 Garrett Szydlowski
 Joonas Väisänen
 Liam Valente
 Tim Washe
 Ethan Wolthers
 2023-24 - Jacob Bauer
 Trevor Bishop
 Alex Bump
 Cole Burtch
 Sam Colangelo
 Cole Crusberg-Roseen
 Cedric Fiedler
 Zak Galambos
 Luke Grainger
 Chad Hillebrand
 Daniel Hilsendager
 Cam Knuble
 Hugh Larkin
 Kirk Laursen
 Owen Michaels

Cameron Rowe
 Sam Sjolund
 Ean Somoza
 Garrett Szydlowski
 Tim Washe
 Dylan Wendt
 Ethan Wolthers
 2022-23 - Jacob Bauer
 Trevor Bishop
 Barrett Brooks
 Cole Burtch
 Aidan Fulp
 Zak Galambos
 Luke Grainger
 Will Hambley
 Chad Hillebrand
 Daniel Hilsendager
 Cam Knuble
 Hugh Larkin
 Kirk Laursen
 Lucas Matta
 Jack Perbix
 Jason Polin
 Jamie Rome
 Cameron Rowe
 Max Sasson
 Wyatt Schingoethe
 Sam Sjolund
 Theo Thrun
 Tim Washe
 Dylan Wendt
 Ethan Wolthers
 2021-22 - Ronnie Attard
 Jacob Bauer
 Trevor Bishop
 Scotter Brickey
 Brandon Bussi
 Ethen Frank
 Aidan Fulp
 Cole Gallant
 Ty Glover
 Luke Grainger
 Xan Gurney
 Ross Hawryluk
 Chad Hillebrand
 Daniel Hilsendager
 Michael Joyaux
 Hugh Larkin
 Josh Passolt
 Matteo Pecchia
 Jason Polin
 Jamie Rome
 Max Sasson
 Wyatt Schingoethe
 Nicholas Strom
 Tim Washe
 Dylan Wendt
 Jared White
 Drew Worrada
 2020-21 - Ronnie Attard
 Kale Bennett
 Trevor Bishop
 Scooter Brickey

WMU HOCKEY ACADEMIC AWARDS & HONORS

	Brandon Bussi		Kale Bennett
	Austin Cain		Ben Blacker
	Aidan Fulp		Austin Cain
	Cole Gallant		Colt Conrad
	Ty Glover		Dawson DiPietro
	Luke Grainger		Neal Goff
	Chad Hillebrand		Trevor Gorsuch
	Daniel Hilsendager		Cam Lee
	Michael Joyaux		Will Massey
	Cam Knuble		Hugh McGing
	Jarred Kucharek		Jade McMullen
	Hugh Larkin		Scott Moldenhauer
	Josh Passolt		Aidan Muir
	Jason Polin		Cam Orchard
	Jamie Rome		Josh Passolt
	Lukas Samuelsson		Austin Rueschhoff
	Brett Van Os		Corey Schueneman
	Paul Washe		Lukas Samuelsson
	Jared White		Paul Stoykewych
	Drew Worrada		Brett Van Os
2019-20 -	Wade Allison		Paul Washe
	Ronnie Attard	2016-17 -	Wade Allison
	Kale Bennett		Luke Bafia
	Ben Blacker		Kale Bennett
	Scooter Brickley		Ben Blacker
	Brandon Bussi		Colt Conrad
	Austin Cain		Lawton Courtnall
	Dawson DiPietro		Dawson DiPietro
	Cole Gallant		Sheldon Dries
	Michael Joyaux		Taylor Fleming
	Jared Kucharek		Neal Goff
	Will Massey		Trevor Gorsuch
	Hugh McGing		Aaron Hadley
	Josh Passolt		Cam Lee
	Jason Polin		Will Massey
	Jamie Rome		Hugh McGing
	Lukas Samuelsson		Jade McMullen
	Mattias Samuelsson		Scott Moldenhauer
	Brett Van Os		Griffen Molino
	Paul Washe		Aidan Muir
	Drew Worrada		Collin Olson
2018-19 -	Wade Allison		Corey Schueneman
	Kale Bennett		Paul Stoykewych
	Ben Blacker		Frederik Tiffels
	Austin Cain		Richard Zehnal
	Colt Conrad	2015-16 -	John Carpino
	Dawson DiPietro		Colt Conrad
	Cole Gallant		Chris Dienes
	Trevor Gorsuch		Sheldon Dries
	Jared Kucharek		Taylor Fleming
	Will Massey		Neal Goff
	Hugh McGing		Trevor Gorsuch
	Jade McMullen		Aaron Hadley
	Cam Orchard		Lukas Hafner
	Josh Passolt		Matheson Iacopelli
	Jamie Rome		Oliwer Kaski
	Lukas Samuelsson		Jade McMullen
	Mattias Samuelsson		Griffen Molino
	Corey Schueneman		Scott Moldenhauer
	Brett Van Os		Aidan Muir
	Paul Washe		Willem Nong-Lambert
	Drew Worrada		JT Osborn
2017-18 -	Wade Allison		Corey Schueneman
	Luke Bafia		Paul Stoykewych

WMU HOCKEY ACADEMIC AWARDS & HONORS

Frederik Tiffels
 2014-15 - Sam Bloomberg
 Chris Dienes
 Sheldon Dries
 Taylor Fleming
 Aaron Hadley
 Lukas Hafner
 Will Kessel
 Kenney Morrison
 Thomas Nitsche
 Josh Pitt
 Frank Slubowski
 Matt Stewart

2013-14 - Chase Balisy
 Sam Blomberg
 Dennis Brown
 Chris Dienes
 Sheldon Dries
 Taylor Fleming
 Aaron Hadley
 Lukas Hafner
 Will Kessel
 David Killip
 Jusin Kovacs
 Mike McKee
 Kenney Morrison
 Thomas Nitsche
 Jordan Oesterle
 Josh Pitt
 Frank Slubowski
 Matt Stewart

CCHA ALL-ACADEMIC FIRST TEAM (discontinued)

2003-04 - Paul Davies, C
 Dana Lattery, LW
 2002-03 - Dave Cousineau, D
 2001-02 - Dave Cousineau, D
 2000-01 - David Gove, RW
 1999-00 - Jason Redenius, LW
 1997-98 - Jeff Rucinski, D
 1996-97 - Jeff Rucinski, D
 1995-96 - Darren Maloney, D
 1994-95 - Darren Maloney, D
 1993-94 - Craig Brown, G
 Colin Ward, LW
 1992-93 - Pat Ferschweiler, C
 Byron Witkowski, LW
 1991-92 - Pat Ferschweiler, C
 1990-91 - Tom Auge, RW
 1989-90 - Rich Whitten, LW
 1988-89 - Ron Hoover, LW
 1987-88 - Ron Hoover, LW
 Dave Lobdell, D
 Kevin McCaffrey, G
 1986-87 - Rob Bryden, LW
 Henry Fung, RW
 1985-86 - Rob Bryden, RW
 Henry Fung, RW
 1984-85 - Lance Johnston, LW
 1981-82 - Steve Abbott, G
 1980-81 - Steve Abbott, G
 1980-81 - Kelly Mitchell, C
 1979-80 - Kelly Mitchell, C

CCHA ALL-ACADEMIC HONORABLE MENTION (discontinued)

2002-03 - Paul Davies, C
 2001-02 - Dana Lattery, C
 2000-01 - David Cousineau, D
 Mark Wilkinson, C
 1999-00 - Mark Wilkinson, C
 1998-99 - Jason Redenius, LW
 Matt Barnes, G
 1997-98 - Matt Barnes, G
 1996-97 - Shawn Zimmerman, C
 1995-96 - Chris Brooks, C
 1993-94 - Chris Brooks, C
 1992-93 - Craig Brown, G
 Colin Ward, RW
 1991-92 - Scott Garrow, C
 Rob Laurie, G
 Andy Suhy, D
 Colin Ward, LW
 Byron Witkowski, LW
 1990-91 - Chris Clarke, D
 Scott Garrow, C
 Rob Laurie, G
 1989-90 - Tom Auge, RW
 1988-89 - Tom Auge, RW
 Rich Whitten, LW
 1986-87 - Kevin McCaffrey, G
 1985-86 - Stuart Burnie, RW
 Dan Dorion, RW
 Wayne Gagne, D
 Chris MacDonald, D
 Kevin McCaffrey, G
 Pat Ryan, LW
 1984-85 - Dave Bina, RW
 Rob Bryden, RW
 Stuart Burnie, RW
 Henry Fung, C-LW
 1983-84 - Glenn Johannesen, D
 Lance Johnston, LW
 1982-83 - Steve Abbott, G
 1980-81 - Dan Stothers, C
 1979-80 - Jim Doyle, G
 Tom Hilfman, D
 Dan Stothers, C

CCHA SCHOLAR ATHLETE OF THE YEAR (WMU nominees)

2012-13 - Chase Balisy, F
 2011-12 - Dane Walters, F
 2010-11 - Ryan Watson, F
 2009-10 - Tyler Ludwig, D
 2008-09 - Dave Krisky, LW
 2007-08 - Dave Krisky, LW
 2006-07 - Ryan Mahrle, D
 2005-06 - Paul Szczechura, C
 2004-05 - Paul Szczechura, C

WMU HOCKEY INDIVIDUAL RECORDS

GAMES PLAYED

• CAREER

171 Tim Washe, 2020-25
 168 Brian Tulik, 1987-92
 166 Tom Auge, 1987-91
 Josh Passolt, 2017-22

• CONSECUTIVE

161 Scott Garrow, 1988-92

GOALS

• PERIOD

3 14 times: Terry Olson, Troy Thrun (2), Bill Armstrong, Stuart Burnie, Dan Dorion, Ross Fitzpatrick, Wayne Gagne, Skip Howey, Bob Hutchins, Randy Moy, Peter Raps, Shane Redshaw, Bob Scurfield. last accomplished by Shane Redshaw vs. Miami, 11/18/89, 2nd

• GAME

5 Stuart Burnie, Dan Dorion, Troy Thrun. Last accomplished by Dan Dorion vs. Ohio State, 1/24/86

• GAME, DEFENSEMAN

4 Wayne Gagne vs. Michigan, 12/6/85

• GAME, GOALTENDER

1 Mike Mantua vs. Ferris State, 11/16/02

• SEASON

46 Rob Bryden, 1986-87
 43 Stuart Burnie, 1985-86

• CAREER

115 Dan Dorion, 1982-86
 109 Jeff Green, 1986-90
 104 Rob Bryden, 1983-87
 102 Stuart Burnie, 1982-86
 100 Ross Fitzpatrick, 1978-82

CONSECUTIVE GOALS

• GAME

3 Ross Fitzpatrick

• SEASON

9 Jeff Campbell scored nine goals in nine straight games from 10/14/00-11/11/00
 8 Phil Eve scored eight goals in eight straight games from 11/24/74 - 1/5/75

FASTEST GOALS

• START OF PERIOD

:05 Ross Fitzpatrick vs. Northern Michigan, 2/13/78, 3rd
 Keith Jones vs. Notre Dame, 2/7/92, 3rd

• START OF GAME

:09 Ron Sandzik (LSSC) vs. WMU, 12/2/78
 :12 Ross Fitzpatrick vs. Bowling Green, 2/6/81

• TWO GOALS

:08 Kelly Mitchell vs. Wilfrid Laurier, 11/17/78

• THREE GOALS

3:02 Terry Olson vs. Lake Superior St., 2/28/81

• FOUR GOALS

14:29 Terry Olson vs. Illinois-Chicago Circle, 10/27/79

ASSISTS

• PERIOD

4 Jeff Lindsay vs. Lake Forest, 1/25/75; vs. Lake Forest, 1/23/76;
 Ralph Murphy vs. Illinois-Chicago Circle, 10/27/79

• GAME

6 Tim Dunlop vs. Lake Superior State, 1/7/78
 Wayne Gagne vs. Toronto, 1/16/87

• GAME, DEFENSEMAN

6 Wayne Gagne vs. Toronto, 1/16/87

• GAME, GOALTENDER

2 Kevin McCaffrey vs. Ferris State, 2/15/86

• SEASON

76 Wayne Gagne, 1986-87
 62 Dan Dorion, 1985-86

• CAREER

199 Wayne Gagne, 1983-87
 189 Paul Polillo, 1986-90
 178 Dan Dorion, 1982-86

POINTS

• PERIOD

5 Terry Olson vs. Illinois-Chicago Circle, 10/27/79

• GAME

8 Tim Dunlop vs. St. Mary's, 12/13/74

• GAME, DEFENSEMAN

6 Wayne Gagne vs. Toronto, 1/16/87

• SEASON

104 Dan Dorion, 1985-86
 91 Dan Dorion, 1983-84

• CAREER

293 Dan Dorion, 1982-86
 271 Paul Polillo, 1986-90

CONSECUTIVE POINTS

• ONE-POINT GAMES

44 Dan Dorion scored 43 goals and 55 assists in 44 games from 2/19/83 through 3/9/84

• TWO-POINT GAMES

9 Stuart Burnie who scored 18 goals and seven assists in nine games from 11/15/85 to 12/13/85

WMU HOCKEY INDIVIDUAL RECORDS

HAT TRICKS

• SEASON

- 6 Ross Fitzpatrick, 1981-82
- 5 Tim Dunlop, 1974-75
- Ron Hoover, 1987-88
- Jason Polin, 2022-23

• CAREER

- 8 Rob Hodge, 1973-76
- Ross Fitzpatrick, 1978-82

WINNING GOALS

• SEASON

- 8 Tim Washe, 2024-25
- 6 Troy Thrun, 1985-86
- Ron Hoover, 1987-88
- Steve Rymsha, 2000-01
- Josh Passolt, 2018-19
- Ethen Frank, 2021-22

• CAREER

- 12 Ethen Frank, 2017-22
- 11 Stuart Burnie, 1982-86
- Mike Whitton, 1991-95
- Brent Walton, 2002-06
- Tim Washe, 2020-25

POWER PLAY GOALS

• SEASON

- 32 Rob Bryden, 1986-87
- 25 Stuart Burnie, 1985-86

• CAREER

- 53 Rob Bryden, 1983-87
- 51 Stuart Burnie, 1982-86

SHORT-HANDED GOALS

• SEASON

- 7 Bernie Saunders, 1977-78

• CAREER

- 11 Dan Dorion, 1982-86
- Tim Dunlop, 1974-78
- Bernie Saunders, 1975-79
- 10 Dana Lattery, 2000-04

PENALTIES

• PERIOD

- 5 Steve Rymsha vs. Ohio State, 12/14/00, 1st

• GAME

- 7 Andy Rymsha vs. Michigan, 3/3/89

• SEASON

- 75 Jeff Crossman, 1985-86
- 72 Jim Culhane, 1986-87

• CAREER

- 220 Andy Rymsha, 1986-90
- 183 Jim Culhane, 1983-87

PENALTY MINUTES

• PERIOD

- 30 Brian Pasko vs. Merrimack, 12/29/00, 2nd

• GAME

- 30 Brian Pasko vs. Merrimack, 12/29/00

• SEASON

- 195 Brian Pasko, 2000-01
- 163 Jim Culhane, 1986-87
- 154 Jeff Crossman, 1985-86

• CAREER

- 483 Andy Rymsha, 1986-90
- 407 Chris Frank, 2005-09
- 396 Jim Culhane, 1983-87

GOALS-AGAINST AVERAGE

• SEASON

- 1.90 Hampton Slukynsky, 2024-25
- 2.00 Cameron Rowe, 2024-25
- 2.00 Frank Slubowski, 2012-13
- 2.03 Frank Slubowski, 2011-12
- 2.06 Lukas Hafner, 2013-14
- 2.35 Jerry Kuhn, 2010-11
- 2.47 Cameron Rowe, 2023-24
- 2.50 Cameron Rowe, 2022-23
- 2.55 Brandon Bussi, 2021-22
- 2.56 Ben Blacker, 2016-17

• CAREER

- 1.90 Hampton Slukynsky, 2024-Pres.
- 2.34 Frank Slubowski, 2011-15
- 2.40 Cameron Rowe, 2022-25
- 2.59 Marc Magliarditi, 1995-96
- 2.61 Brandon Bussi, 2019-22
- 2.69 Jerry Kuhn, 2007-11
- 2.76 Lukas Hafner, 2012-15
- 2.91 Ben Blacker, 2016-20
- Trevor Gorsuch, 2015-19

GOALTENDING WINS

• SEASON

- 26 Brandon Bussi, 2021-22
- 25 Bill Horn, 1985-86
- 23 Marc Magliarditi, 1995-96

• CAREER

- 71 Bill Horn, 1985-89
- 60 Glenn Healy, 1981-85
- 58 Cameron Rowe, 2022-25

WMU HOCKEY INDIVIDUAL RECORDS

SAVES

• PERIOD

- 25 Weldon Good vs. Bowling Green, 2/1/74, 3rd
Jim Doyle vs. Lake Superior, 1/20/79, 2nd
24 Riley Gill vs. Michigan, 2/3/07, 2nd

• GAME

- 60 Glenn Healy vs. Bowling Green, 3/9/84
54 Riley Gill vs. Lake Superior State, 3/7/2009
Glenn Healy vs. Bowling Green, 12/10/83
Glenn Healy vs. Ferris State, 2/20/82
52 Jeff Reynaert vs. Notre Dame, 1/21/00
50 Jerry Kuhn vs. Minnesota-Duluth, 10/18,2008

• OVERTIME PERIOD

- 13 Bill Horn vs. Colgate, 1/2/88
12 Glenn Healy vs. Bowling Green, 3/9/84
11 Bill Horn vs. Bowling Green, 3/7/86

• TWO-PLUS OVERTIMES

- 17 Glenn Healy vs. Bowling Green, 3/9/84 (2 OT)
14 Bill Horn vs. Bowling Green, 3/7/86 (3 OT)

• SEASON

- 1180 Glenn Healy, 1983-84
1140 Glenn Healy, 1984-85
1121 Daniel Bellissimo, 2005-06

• CAREER

- 3932 Glenn Healy, 1981-85
3824 Bill Horn, 1985-89
3444 Riley Gill, 2006-10

FEWEST SAVES

• PERIOD

- 0 Cameron Rowe, 10/01/2022 at Alaska Anchorage, third period
(AA had one shot on goal)
1 Cameron Rowe
Steve Roth
Weldon Good
Frank Serratore

• GAME

- 8 Matt Barnes vs. Ohio State, 11/1/96

SHUTOUTS

• SEASON

- 5 Marc Magliarditi, 1995-96
4 Riley Gill; 2006-07
Frank Slubowski, 2012-13
Brandon Bussi, 2021-22
3 Frank Slubowski, 2011-12
Ben Blacker, 2016-17
Cameron Rowe, 2022-23

• CAREER

- 8 Riley Gill, 2006-10

- 7 Frank Slubowski, 2011-15
6 Cameron Rowe, 2022-25
5 Marc Magliarditi, 1995-96
4 Bill Horn, 1985-89
Jeff Reynaert, 1998-02
Ben Blacker, 2016-20
Brandon Bussi, 2019-22

• PERIODS, SEASON

- 59 Frank Slubowski, 2012-13
51 Cameron Rowe, 2023-24
50 Brandon Bussi, 2021-22
45 Marc Magliarditi, 1995-96
Cameron Rowe, 2022-23

• PERIODS, CAREER

- 125 Cameron Rowe, 2022-25
119 Glenn Healy, 1981-85

• SEQUENCE

- 146:47 Bill Horn vs. Bowling Green, 12/6/86 vs. Illinois at Chicago,
12/13/86

SAVE PERCENTAGE

• SEASON

- .925 Lukas Hafner, 2013-14
.924 Cameron Rowe, 2024-25
.923 Riley Gill, 2009-10
.922 Hampton Slukynsky, 2024-25
.920 Riley Gill, 2008-09

• CAREER

- .922 Hampton Slukynsky, 2024-Pres.
.915 Riley Gill, 2006-10
.912 Jerry Kuhn, 2007-11
.910 Marc Magliarditi, 1995-96
Brandon Bussi, 2019-22
.909 Frank Slubowski, 2011-15
Lukas Hafner, 2012-15

MINUTES PLAYED

• SEASON

- 2356:21 Brian Renfrew, 1994-95
2333:33 Brandon Bussi, 2021-22
2286:10 Cameron Rowe, 2023-24
2268:39 Jeff Reynaert, 2000-01
2241:53 Glenn Healy, 1983-84
2210:03 Cameron Rowe, 2022-23
2189:02 Frank Slubowski, 2012-13

• CAREER

- 7933:29 Bill Horn, 1985-89
7716:11 Glenn Healy, 1981-85

WMU HOCKEY INDIVIDUAL RECORDS

WINNING PERCENTAGE

• SEASON

.882 Cameron Rowe, 2024-25 (15-2-0)
 .833 Bill Horn, 1985-86 (25-5-0)
 .780 Hampton Slukynsky, 2024-25 (19-5-1)

• CAREER

.780 Hampton Slukynsky, 2024-Pres. (19-5-1)
 .720 Weldon Good, 1973-75 (18-7-0)
 .667 Marc Magliarditi, 1995-96 (23-11-2)
 .656 Steve Roth, 1973-76 (30-15-3)

RECORDS BY POSITION

LEFT WING

• GOALS, SEASON

39 Ron Hoover, 1987-88

• GOALS, CAREER

100 Ross Fitzpatrick, 1978-82

• ASSISTS, SEASON

43 Ross Fitzpatrick, 1980-81

• ASSISTS, CAREER

125 Ross Fitzpatrick, 1978-82

• POINTS, SEASON

71 Ross Fitzpatrick, 1980-81

• POINTS, CAREER

225 Ross Fitzpatrick, 1978-82

CENTER

• GOALS, SEASON

34 Bob Scurfield, 1979-80

• GOALS, CAREER

82 Bob Scurfield, 1978-82

• ASSISTS, SEASON

60 Paul Polillo, 1987-88

• ASSISTS, CAREER

189 Paul Polillo, 1986-90

• POINTS, SEASON

85 Paul Polillo, 1987-88

• POINTS, CAREER

271 Paul Polillo, 1986-90

RIGHT WING

• GOALS, SEASON

46 Rob Bryden, 1986-87

• GOALS, CAREER

115 Dan Dorion, 1982-86

• ASSISTS, SEASON

62 Dan Dorion, 1985-86

• ASSISTS, CAREER

178 Dan Dorion, 1982-86

• POINTS, SEASON

104 Dan Dorion, 1985-86

• POINTS, CAREER

293 Dan Dorion, 1982-86

DEFENSEMEN

• GOALS, SEASON

17 Wayne Gagne, 1985-86

• GOALS, CAREER

42 Wayne Gagne, 1983-87

• ASSISTS, SEASON

76 Wayne Gagne, 1986-87

• ASSISTS, CAREER

199 Wayne Gagne, 1983-87

• POINTS, SEASON

89 Wayne Gagne, 1986-87

• POINTS, CAREER

241 Wayne Gagne, 1983-87

GOALTENDER

• ASSISTS, SEASON

4 Bill Horn, 1987-88; Craig Brown, 1990-91

• ASSISTS, CAREER

8 Glenn Healy, 1981-85; Bill Horn, 1985-89

WMU HOCKEY TEAM RECORDS

SINGLE GAME

• LARGEST WINNING MARGIN

18 vs. Northern Illinois, 1/18/74 (19-1)

• LARGEST LOSING MARGIN

11 vs. St. Louis, 3/14/76 (13-2)
vs. Bowling Green, 2/8/77 (11-0)
vs. Ohio State, 2/10/79 (13-2)
vs. Michigan State, 11/5/88 (12-1)

• MOST GOALS

19 vs. Northern Illinois, 1/18/74

• MOST CONSECUTIVE GOALS

17 vs. Northern Illinois, 1/18/74

• MOST ASSISTS

28 vs. St. Mary's, 12/14/74

• MOST POINTS

46 vs. St. Mary's, 12/14/74

• MOST OPPONENT GOALS

13 vs. St. Louis, 3/14/76
vs. Ohio State, 2/10/79

• MOST GOALS, TWO TEAMS

20 vs. Northern Illinois, 1/18/74; WMU 19, NIU 1

• MOST POINTS, TWO TEAMS

50 vs. Lake Superior State, 1/7/78;
WMU 35, LSSC 15
vs. OSU, 1/24/86; WMU 30, OSU 20

• HIGHEST TIE SCORE

6-6 vs. Ohio State (OT), 2/15/80

• LOWEST TIE SCORE

0-0 @ Northern Michigan (OT), 12/17/05
0-0 vs. Bemidji State (OT), 1/2/2010

• FASTEST TWO GOALS

:06 vs. Algoma, 11/16/74
vs. Lake Superior State, 2/21/75

• FASTEST THREE GOALS

:16 vs. Algoma, 11/16/74

• FASTEST FOUR GOALS

1:31 vs. Lake Forest, 1/25/75

• FASTEST FIVE GOALS

2:33 vs. Lake Forest, 1/25/75

• MOST POWER PLAY GOALS

7 vs. Vermont, 12/12/85
vs. Lake Superior State, 10/28/00

• MOST SHORTHANDED GOALS

3 vs. Lake Forest, 1/25/75
vs. Bowling Green, 2/1/85

• MOST OPPONENT POWER PLAY GOALS

7 vs. Ohio State, 2/10/79

• MOST OPPONENT SHORTHANDED GOALS

3 vs. Michigan State, 10/21/83

• MOST SHOTS ON GOAL

85 vs. Henry Ford, 12/14/73

• MOST OPPONENT SHOTS ON GOAL

63 vs. Bowling Green, 3/9/84

• FEWEST SHOTS ON GOAL

12 vs. Notre Dame, 12/5/97
vs. Notre Dame, 1/21/00
at St. Cloud State, 11/12/22

• FEWEST OPPONENT SHOTS ON GOAL

10 vs. Lake Forest, 12/3/76

• MOST PENALTIES

26 vs. Michigan, 12/8/90

• MOST PENALTY MINUTES

97 vs. Michigan State, 1/31/97

• MOST OPPONENT PENALTIES

26 vs. Illinois at Chicago, 10/25/91

• MOST OPPONENT PENALTY MINUTES

108 vs. Michigan State, 1/31/97

• MOST PENALTIES, TWO TEAMS

51 vs. Illinois at Chicago, 10/25/91

• MOST PENALTY MINUTES, TWO TEAMS

205 vs. Michigan State, 1/31/97

SINGLE PERIOD

MOST GOALS

9 vs. Northern Illinois, 1/18/74, 2nd
vs. Northern Illinois, 1/19/74, 2nd

• MOST OPPONENT GOALS

8 vs. North Dakota, 1/2/98, 3rd

• MOST ASSISTS

13 vs. Northern Illinois, 1/19/74, 3rd
vs. Illinois-Chicago Circle, 10/27/79, 2nd

• MOST POINTS

22 vs. Northern Illinois, 1/19/74, 3rd

WMU HOCKEY TEAM RECORDS

• MOST SHOTS ON GOAL

33 vs. Lake Forest, 12/8/73, 3rd

• FEWEST SHOTS ON GOAL

0 vs. Michigan, 12/12/97, 1st

• MOST OPPONENT SHOTS ON GOAL

32 vs. Bowling Green, 2/1/74, 2nd

• MOST PENALTY MINUTES

79 vs. Michigan State, 1/31/97, 3rd

• MOST OPPONENT PENALTY MINUTES

94 Michigan State, 1/31/97, 3rd

SINGLE SEASON

• BEST WINNING PERCENTAGE

.821 2024-25 (34-7-1, Division I)

.750 1973-74 (22-7-1, Division II)

• MOST WINS

34 2024-25

• MOST LOSSES

27 2007-08

• MOST TIES

10 2010-11

8 1998-99

2009-10

2012-13

• MOST HOME WINS

16 2024-25

15 1985-86

14 2016-17

13 2010-11

2012-13

• MOST HOME LOSSES

12 1997-98

• MOST ROAD WINS

14 1985-86

• MOST ROAD LOSSES

16 2007-08

• FEWEST WINS

6 1998-99

• FEWEST HOME WINS

4 2014-15

• FEWEST ROAD WINS

1 1998-99

2005-06

2007-08

2015-16

• FEWEST HOME LOSSES

1 1973-74

• FEWEST ROAD LOSSES

3 2020-21 (Half of Season Played in NCHC Pod Due to COVID-19)

4 1973-74

1974-75

1985-86

2024-25

• LONGEST UNDEFEATED STRING

14 12/11/2010 to 2/11/2011 (Div. I)

12 1/31/86 to 3/1/86 (Div. I)

16 11/16/73 to 1/26/74 (Div. II)

• CONSECUTIVE VICTORIES

12 1/31/86 to 3/1/86 (Div. I)

16 11/16/73 to 1/26/74 (Div. II)

• LONGEST NON-SHUTOUT STREAK

129 games, 2/11/77 to 12/12/80

• LONGEST HOME UNDEFEATED STRING

16 2/8/74 to 1/18/75

• CONSECUTIVE HOME VICTORIES

16 2/8/74 to 1/18/75

• CONSECUTIVE ROAD VICTORIES

8 1/10/86 to 2/15/86

1/13/23 to 10/12/23 (Between 2022-23/2023-24 seasons)

• LONGEST WINLESS STREAK

18 11/15/97 to 1/31/98

• CONSECUTIVE LOSSES

18 11/15/97 to 1/31/98

• LONGEST HOME WINLESS STREAK

9 11/15/97 to 2/7/98

• LONGEST ROAD WINLESS STREAK

13 10/10/98 to 2/19/99

• MOST GOALS

256 1985-86

• MOST ASSISTS

442 1985-86

• MOST POINTS

698 1985-86

• MOST OPPONENT GOALS

200 1988-89

WMU HOCKEY TEAM RECORDS

- **MOST POWER PLAY GOALS**

85 1985-86

- **MOST SHORT-HANDED GOALS**

16 1977-78

- **MOST OPPONENT POWER PLAY GOALS**

77 1988-89

- **MOST OPPONENT SHORT-HANDED GOALS**

15 1976-77

- **MOST HAT TRICKS**

16 1974-75

- **MOST SHOTS ON GOAL**

1560 1985-86

- **MOST OPPONENT SHOTS ON GOAL**

1608 1984-85

- **FEWEST SHOTS ON GOAL**

836 1998-99

- **FEWEST OPPONENT SHOTS ON GOAL**

787 1974-75

- **MOST PENALTY MINUTES**

1127 1988-89

- **MOST OPPONENT PENALTY MINUTES**

1247 1986-87

- **FEWEST PENALTY MINUTES**

234 2020-21 (Season Shortened Due to COVID-19)

240 2024-25

343 2022-23

- **FEWEST OPPONENT PENALTY MINUTES**

186 2020-21 (Season Shortened Due to COVID-19)

297 2024-25

336 2015-16

- **FEWEST GOALS**

75 1998-99

- **FEWEST ASSISTS**

130 1998-99

- **FEWEST POINTS**

205 1998-99

- **FEWEST GOALS AGAINST**

78 2012-13

- **FEWEST POWER PLAY GOALS**

20 1978-79

- **FEWEST SHORT-HANDED GOALS**

1 2024-25

2009-10

- **FEWEST POWER PLAY GOALS AGAINST**

14 2024-25

20 2023-24

21 2020-21 (Season Shortened Due to COVID-19)

23 2012-13

- **FEWEST SHORT-HANDED GOALS AGAINST**

1 2024-25

2023-24

2022-23

NHL DRAFT PICKS

<p style="text-align: center;">2025</p> <p>ZACK SHARP, SAN JOSE SHARKS, 4TH ROUND (#124 OVERALL)</p>	<p style="text-align: center;">2005</p> <p>CHRIS FRANK, PHOENIX COYOTES, 7TH ROUND (#188 OVERALL)</p>
<p style="text-align: center;">2024</p> <p>JOONA VÄISÄNEN, PITTSBURGH PENGUINS, 6TH ROUND (#175 OVERALL)</p>	<p style="text-align: center;">2005</p> <p>MATT CLACKSON, PHILADELPHIA FLYERS, 7TH ROUND (#215 OVERALL)</p>
<p style="text-align: center;">2023</p> <p>ZACH NEHRING, WINNIPEG JETS, 3RD ROUND (#82 OVERALL)</p> <p>WILL WHITELAW COLUMBUS BLUE JACKETS, 3RD ROUND (#66 OVERALL)</p> <p>HAMPTON SLUKYNSKY, LOS ANGELES KINGS, 4TH ROUND (#118 OVERALL)</p> <p>TY HENRICKS, NEW YORK RANGERS, 6TH ROUND (#183 OVERALL)</p> <p>ZACCHARYA WISDOM, SEATTLE KRAKEN, 7TH ROUND (#212 OVERALL)</p>	<p style="text-align: center;">2002</p> <p>MIKE ERICKSON, MINNESOTA WILD, 3RD ROUND (#72 OVERALL)</p> <p>PAT DWYER, ATLANTA THRASHERS, 4TH ROUND (#116 OVERALL)</p> <p>VINCE BELLISSIMO, FLORIDA PANTHERS, 5TH ROUND (#158 OVERALL)</p>
<p style="text-align: center;">2022</p> <p>COLE SPICER, BOSTON BRUINS, 4TH ROUND (#117 OVERALL)</p> <p>ALEX BUMP, PHILADELPHIA FLYERS, 5TH ROUND (#133 OVERALL)</p> <p>THEO WALLBERG, OTTAWA SENATORS, 6TH ROUND (#168 OVERALL)</p>	<p style="text-align: center;">1998</p> <p>KEVIN CLAUSON, NEW YORK ISLANDERS, 6TH ROUND (#155 OVERALL)</p>
<p style="text-align: center;">2020</p> <p>SAM COLANGELO, ANAHEIM DUCKS, 2ND ROUND (#36 OVERALL)</p> <p>MATTEO COSTANTINI, BUFFALO SABRES, 5TH ROUND (#131 OVERALL)</p> <p>WYATT SCHINGOETHE, TORONTO MAPLE LEAFS, 7TH ROUND (#195 OVERALL)</p>	<p style="text-align: center;">1997</p> <p>JOE CORVO, LOS ANGELES KINGS, 4TH ROUND (#83 OVERALL)</p>
<p style="text-align: center;">2019</p> <p>RONNIE ATTARD, PHILADELPHIA FLYERS, 3RD ROUND (#72 OVERALL)</p> <p>ETHAN PHILLIPS, DETROIT RED WINGS, 4TH ROUND (#97 OVERALL)</p> <p>CARTER BERGER, FLORIDA PANTHERS, 4TH ROUND (#106 OVERALL)</p> <p>SAMUEL SJOLUND, DALLAS STARS, 4TH ROUND (#111 OVERALL)</p>	<p style="text-align: center;">1996</p> <p>DARYL ANDREWS, NEW JERSEY DEVILS, 7TH ROUND (#173 OVERALL)</p>
<p style="text-align: center;">2018</p> <p>MATTIAS SAMUELSSON, BUFFALO SABRES, 2ND ROUND (#32 OVERALL)</p> <p>PAUL COTTER, VEGAS GOLDEN KNIGHTS, 4TH ROUND (#115 OVERALL)</p> <p>HUGH MCGING, ST. LOUIS BLUES, 5TH ROUND (#138 OVERALL)</p>	<p style="text-align: center;">1995</p> <p>MARC MAGLIARDITI, CHICAGO BLACKHAWKS, 6TH ROUND (#146 OVERALL)</p>
<p style="text-align: center;">2016</p> <p>WADE ALLISON, PHILADELPHIA FLYERS, 2ND ROUND (#52 OVERALL)</p>	<p style="text-align: center;">1994</p> <p>JOEL IRVING, MONTREAL CANADIENS, 6TH ROUND (#148 OVERALL)</p>
<p style="text-align: center;">2015</p> <p>FREDERIK TIFFELS, PITTSBURGH PENGUINS, 6TH ROUND (#167 OVERALL)</p>	<p style="text-align: center;">1993</p> <p>JAMAL MAYERS, ST. LOUIS BLUES, 4TH ROUND (#89 OVERALL)</p> <p>MISHA LAPIN, TORONTO MAPLE LEAFS, 11TH ROUND (#279 OVERALL)</p>
<p style="text-align: center;">2014</p> <p>MATHESON IACOPELLI, CHICAGO BLACKHAWKS, 3RD ROUND (#83 OVERALL)</p>	<p style="text-align: center;">1991</p> <p>CHRIS BELANGER, HARTFORD WHALERS, 9TH ROUND (#185 OVERALL)</p> <p>BRENT BREKKE, QUEBEC NORDIQUES, 9TH ROUND (#188 OVERALL)</p> <p>CRAIG BROWN, LOS ANGELES KINGS, 9TH ROUND (#196 OVERALL)</p> <p>JASON JENNINGS, WINNIPEG JETS, 11TH ROUND (#225 OVERALL)</p>
<p style="text-align: center;">2013</p> <p>AIDAN MUIR, EDMONTON OILERS, 4TH ROUND (#113 OVERALL)</p>	<p style="text-align: center;">1990</p> <p>MIKE POWER, EDMONTON OILERS, 7TH ROUND (#143 OVERALL)</p>
<p style="text-align: center;">2012</p> <p>COLTON HARGROVE, BOSTON BRUINS, 7TH ROUND (#205 OVERALL)</p> <p>MIKE MCKEE, DETROIT RED WINGS, 5TH ROUND (#140 OVERALL)</p>	<p style="text-align: center;">1989</p> <p>ANDY SUHY, DETROIT RED WINGS, 8TH ROUND (#158 OVERALL)</p> <p>BRYON WITKOWSKI, QUEBEC NORDIQUES, 11TH ROUND (#211 OVERALL)</p>
<p style="text-align: center;">2011</p> <p>CHASE BALISY, NASHVILLE PREDATORS, 6TH ROUND (#170 OVERALL)</p> <p>GARRETT HAAR, WASHINGTON CAPITALS, 7TH ROUND (#207 OVERALL)</p>	<p style="text-align: center;">1988</p> <p>GORDIE FRANTTI, PHILADELPHIA FLYERS, 6TH ROUND (#119 OVERALL)</p> <p>KEITH JONES, WASHINGTON CAPITALS, 7TH ROUND (#141 OVERALL)</p> <p>CHRIS VENKUS, WASHINGTON CAPITALS, 11TH ROUND (#225 OVERALL)</p>
<p style="text-align: center;">2009</p> <p>KEVIN CANNAUGHTON, VANCOUVER CANUCKS, 3RD ROUND (#83 OVERALL)</p>	<p style="text-align: center;">1987</p> <p>ANDY RYMSHA, ST. LOUIS BLUES, 4TH ROUND (#82 OVERALL)</p> <p>MIKE EASTWOOD, TORONTO MAPLE LEAFS, 5TH ROUND (#91 OVERALL)</p> <p>CHRIS CLARKE, WASHINGTON CAPITALS, 10TH ROUND (#204 OVERALL)</p>
<p style="text-align: center;">2008</p> <p>LUKE WITKOWSKI, TAMPA BAY LIGHTNING, 6TH ROUND (#160 OVERALL)</p>	<p style="text-align: center;">1986</p> <p>MIKE POSMA, ST. LOUIS BLUES, 2ND ROUND (#31 OVERALL)</p> <p>BILL HORN, HARTFORD WHALERS, 5TH ROUND (#95 OVERALL)</p> <p>RON HOOVER, HARTFORD WHALERS, 8TH ROUND (#158 OVERALL)</p>
<p style="text-align: center;">2007</p> <p>MAX CAMPBELL, NEW YORK RANGERS, 5TH ROUND (#138 OVERALL)</p> <p>RYAN WATSON, FLORIDA PANTHERS, 7TH ROUND (#191 OVERALL)</p>	<p style="text-align: center;">1984</p> <p>LEE BRODEUR, MONTREAL CANADIENS, 4TH ROUND (#65 OVERALL)</p> <p>JEFF CROSSMAN, LOS ANGELES KINGS, 10TH ROUND (#191 OVERALL)</p> <p>JIM CULHANE, HARTFORD WHALERS, 11TH ROUND (#214 OVERALL)</p>
<p style="text-align: center;">2006</p>	<p style="text-align: center;">1983</p> <p>RON PESETTI, WINNIPEG JETS, 8TH ROUND (#149 OVERALL)</p> <p>CHRIS MACDONALD, CALGARY FLAMES, 8TH ROUND (#151 OVERALL)</p> <p>RON BRYDEN, MONTREAL CANADIENS, 8TH ROUND (#158 OVERALL)</p>

NHL DRAFT PICKS

CHUCK CHIATTO, DETROIT RED WINGS, 12TH ROUND (#226 OVERALL)

1982

DAN DORION, NEW JERSEY DEVILS, 12TH ROUND (#232 OVERALL)

1981

PAUL REIFENBERGER, NEW YORK RANGERS, 9TH ROUND (#177 OVERALL)

1980

BOB SCURFIELD, NEW YORK RANGERS, 7TH ROUND (#140 OVERALL)

ROSS FITZPATRICK, PHILADELPHIA FLYERS, 7TH ROUND (#147 OVERALL)

GLENN JOHANNESSEN, NEW YORK ISLANDERS, 11TH ROUND (#206 OVERALL)

1978

JIM OLSON, PHILADELPHIA FLYERS, 9TH ROUND (#195 OVERALL)

1977

PETER RAPS, NEW YORK RANGERS, 10TH ROUND (#157 OVERALL)

MIKE BROWN, NEW YORK RANGERS, 11TH ROUND (#164 OVERALL)

1974

NEIL SMITH, NEW YORK ISLANDERS, 13TH ROUND (#204 OVERALL)

NHL SUPPLEMENTAL DRAFT:

1988

PAUL POLILLO, PITTSBURGH PENGUINS, 4TH OVERALL

DOUG MELNYK, NEW YORK ISLANDERS, 21ST OVERALL

1987

WAYNE GAGNE, MONTREAL CANADIENS, 22ND OVERALL

Former Broncos Who've Made Their NHL Debut

Denotes active player

Wade Allison - Philadelphia Flyers

Bill Armstrong - Philadelphia Flyers

Ronnie Attard - Philadelphia Flyers

Chase Balisy - Florida Panthers

Mike Bishai - Edmonton Oilers

Sam Colangelo - Anaheim Ducks

Kevin Connauton - Dallas Stars, Columbus Blue Jackets, Arizona Coyotes, Colorado Avalanche, Florida Panthers, Philadelphia Flyers

Joe Corvo - Los Angeles Kings, Ottawa Senators, Carolina Hurricanes, Washington Capitals, Boston Bruins

Paul Cotter - Las Vegas Golden Knights

Jim Culhane - Hartford Whalers

Danny DeKeyser - Detroit Red Wings

Dan Dorion - New Jersey Devils

Sheldon Dries - Colorado Avalanche, Vancouver Canucks

Patrick Dwyer - Carolina Hurricanes,

Mike Eastwood - Toronto Maple Leafs, Winnipeg Jets, New York Rangers, Phoenix Coyotes, St. Louis Blues, Chicago Blackhawks, Pittsburgh Penguins

Ross Fitzpatrick - Philadelphia Flyers

Scott Foster - Chicago Blackhawks

Ethen Frank - Washington Capitals

David Gove - Carolina Hurricanes

Glenn Healy - Los Angeles Kings, New York Islanders, New York Rangers, Toronto Maple Leafs

Ron Hoover - Boston Bruins, St. Louis Blues

Glenn Johannesen - New York Islanders

Keith Jones - Washington Capitals, Colorado Avalanche, Philadelphia Flyers

Mark Letestu - Pittsburgh Penguins, Columbus

BRONCOS IN THE NHL

Blue Jackets, Edmonton Oilers, Winnipeg Jets

Jamal Mayers - St. Louis Blues, Toronto Maple Leafs, Calgary Flames, San Jose Sharks, Chicago Blackhawks

Hugh McGing - St. Louis Blues

Griffen Molino - Vancouver Canucks

Jordan Oesterle - Edmonton Oilers, Chicago Blackhawks, Arizona Coyotes, Detroit Red Wings, Calgary Flames

Jason Polin - Colorado Avalanche

Andy Rymsha - Quebec Nordiques

Mattias Samuelsson - Buffalo Sabres

Max Sasson - Vancouver Canucks

Bernie Saunders - Quebec Nordiques


Corey Schueneman - Montreal Canadiens

Paul Szczechura - Tampa Bay Lightning, Buffalo Sabres

Matt Tennyson - San Jose Sharks, Carolina Hurricanes, Buffalo Sabres, New Jersey Devils, Nashville Predators

Tim Washe - Anaheim Ducks

Luke Witkowski - Tampa Bay Lightning, Detroit Red Wings



WMU HOCKEY ATTENDANCE RECORDS

TOP HOME CROWDS

6,724*	Michigan, 12/12/97
5,168	Michigan State, 10/31/87
5,085	Michigan State, 1/10/87
4,724	Bowling Green, 12/17/74
4,622	Lake Superior, 1/18/75
4,575	Michigan State, 1/14/05
4,575	Michigan, 1/8/05
4,575	Michigan, 1/23/04
4,575	Michigan State, 10/25/03
4,575	Michigan, 1/11/03
4,575	Michigan, 3/2/02
4,575	Michigan State, 1/12/02
4,575	Michigan State, 2/16/01
4,575	Michigan State, 2/7/97
4,575	Michigan State, 2/9/96
4,575	Michigan, 12/10/94
4,575	Michigan State, 1/28/95
4,575	Michigan State, 12/10/93
4,575	Michigan, 11/12/93
4,575	Michigan State, 2/6/93
4,575	Michigan State, 11/6/92
4,575	Michigan, 10/30/92
4,575	Michigan State, 11/23/91
4,575	Michigan State, 1/13/90
4,575	Michigan State, 11/3/89
4,575	Michigan State, 1/14/89
4,575	Michigan State, 11/4/88
4,575	Ferris State, 10/15/88
4,575	Michigan State, 1/15/88
4,575	Michigan, 11/21/87

TOP ROAD CROWDS

19,190	Michigan, 12/28/86
18,774	Michigan State, 12/29/16
18,722	Michigan State, 3/8/86
18,377	Michigan State, 12/27/86
17,682	Lake Superior State, 3/8/91
17,664	Michigan State, 3/12/88
17,515	Michigan State, 3/10/84
16,878	Michigan Tech, 12/30/16
15,999	Lake Superior State, 3/11/88
15,273	Michigan State, 3/6/87
14,109	Lake Superior State, 12/29/77
13,253	Bowling Green, 3/7/86

Attendance Notes:

*The largest "home" turnout for WMU took place Dec. 12, 1997 against Michigan in a designated home game played at Van Andel Arena in Grand Rapids.

The top 12 road crowds in WMU history have occurred at Joe Louis Arena in Detroit.



WMU HOCKEY SEASON-BY-SEASON SCORING LEADERS

GOALS			ASSISTS			POINTS		
YEAR	NAME	NO	YEAR	NAME	NO	YEAR	NAME	NO
2024-25	Alex Bump	23	2024-25	Grant Slukynsky	26	2024-25	Alex Bump	47
2023-24	Sam Colangelo	24	2023-24	Luke Grainger	34	2023-24	Luke Grainger	48
2022-23	Jason Polin	30	2022-23	Ryan McAllister	36	2022-23	Ryan McAllister	49
2021-22	Ethen Frank	26	2021-22	Drew Worrada	36	2021-22	Drew Worrada	45
2020-21	Ethen Frank	13	2020-21	Drew Worrada	18	2020-21	Drew Worrada	23
2019-20	Hugh McGing	13	2019-20	Hugh McGing	22	2019-20	Hugh McGing	35
2018-19	Hugh McGing	16	2018-19	Colt Conrad	27	2018-19	Colt Conrad	38
	Josh Passolt	16	2017-18	Dawson DiPietro	22	2017-18	Dawson DiPietro	35
2017-18	Wade Allison	15	2016-17	Griffen Molino	18	2016-17	Matheson Iacopelli	36
2016-17	Matheson Iacopelli	20	2015-16	Griffen Molino	14	2015-16	Griffen Molino	25
2015-16	Sheldon Dries	11	2014-15	Justin Kovacs	20	2014-15	Sheldon Dries	29
	Griffen Milino	11	2013-14	Chase Balisy	24	2013-14	Shane Berschbach	38
2014-15	Sheldon Dries	14	2012-13	Dennis Brown	15	2012-13	Chase Balisy	25
	Colton Hargrove	14	2011-12	Chase Balisy	24		Dane Walters	25
2013-14	Shane Berschbach	16	2010-11	Greg Squires	21	2011-12	Chase Balisy	37
2012-13	Dane Walters	12	2009-10	Greg Squires	20	2010-11	Max Campbell	35
2011-12	Dane Walters	16	2008-09	Patrick Galivan	28	2009-10	Greg Squires	24
2010-11	Max Campbell	18	2007-08	Patrick Galivan	23	2008-09	Patrick Galivan	47
2009-10	JJ. Crew/Jared Katz	8	2006-07	Paul Szczechura	26	2007-08	Patrick Galivan	31
2008-09	Patrick Galivan	19	2005-06	Paul Szczechura	26	2006-07	Mark Letestu	46
2007-08	Cam Watson	10	2004-05	Brent Walton	29	2005-06	Brent Walton	43
2006-07	Mark Letestu	24	2003-04	Vince Bellissimo	27	2004-05	Brent Walton	50
2005-06	Brent Walton	26	2002-03	Dana Lattery	17	2003-04	Vince Bellissimo	40
2004-05	Brent Walton	21		Vince Bellissimo	17	2002-03	Dana Lattery	36
2003-04	Dana Lattery	16		Dave Cousineau	17		Vince Bellissimo	36
2002-03	Dana Lattery	19		Jeremy Cheyne	17	2001-02	Mike Bishai	37
	Vince Bellissimo	19	2001-02	Mike Bishai	27		Jeff Campbell	37
2001-02	Dana Lattery	19	2000-01	Mike Bishai	45	2000-01	Mike Bishai	68
2000-01	Jeff Campbell	26	1999-00	David Gove	28	1999-00	David Gove	46
1999-00	David Gove	18	1998-99	Frank Novock	16	1998-99	Chuck Mindel	23
	Mike Bishai	18	1997-98	Steve Duke	21		David Gove	23
1998-99	Chuck Mindel	14	1996-97	Mike Melas	26	1997-98	Frank Novock	29
1997-98	Frank Novock	14	1995-96	Chris Brooks	26	1996-97	Mike Melas	44
1996-97	Justin Cardwell	20	1994-95	Chris Brooks	39	1995-96	Jeremy Brown	47
1995-96	Jeremy Brown	23	1993-94	Chris Brooks	37	1994-95	Jamal Mayers	46
	Justin Cardwell	23	1992-93	Chris Brooks	25		Chris Brooks	46
1994-95	Jeremy Brown	25	1991-92	Pat Ferschweiler	32	1993-94	Colin Ward	50
1993-94	Colin Ward	31	1990-91	Mike Eastwood	32	1992-93	Chris Brooks	46
1992-93	Colin Ward	22	1989-90	Paul Polillo	35	1991-92	Keith Jones	56
1991-92	Keith Jones	25	1988-89	Paul Polillo	46	1990-91	Mike Eastwood	61
	Colin Ward	25	1987-88	Paul Polillo	60	1989-90	Shane Redshaw	60
1990-91	Keith Jones	30	1986-87	Wayne Gagne	76	1988-89	Paul Polillo	66
1989-90	Shane Redshaw	35	1985-86	Dan Dorion	62	1987-88	Paul Polillo	85
1988-89	Ron Hoover	32	1984-85	Dan Dorion	46	1986-87	Wayne Gagne	89
1987-88	Ron Hoover	39	1983-84	Dan Dorion	50	1985-86	Dan Dorion	104
1986-87	Rob Bryden	46	1982-83	Dan Dorion	20	1984-85	Dan Dorion	67
1985-86	Stuart Burnie	43	1981-82	Bob Scurfield	32	1983-84	Dan Dorion	91
1984-85	Troy Thrun	25	1980-81	Ross Fitzpatrick	43	1982-83	Lance Johnston	31
1983-84	Dan Dorion	41	1979-80	Terry Olson	35		Dan Dorion	31
1982-83	Lance Johnston	15	1978-79	Kelly Mitchell	25	1981-82	Ross Fitzpatrick	58
1981-82	Ross Fitzpatrick	30	1977-78	Paul Cappuccio	39	1980-81	Ross Fitzpatrick	71
1980-81	Ross Fitzpatrick	28	1976-77	Tim Dunlop	34	1979-80	Ross Fitzpatrick	59
1979-80	Bob Scurfield	34	1975-76	Jeff Lindsay	35	1978-79	Bernie Saunders	44
1978-79	Bernie Saunders	23	1974-75	Tim Dunlop	34	1977-78	Paul Cappuccio	53
1977-78	Bernie Saunders	22	1973-74	Bob Hutchins	38	1976-77	Tim Dunlop	57
	Pete Raps	22				1975-76	Rob Hodge	54
1976-77	Bernie Saunders	24				1974-75	Tim Dunlop	64
1975-76	Rob Hodge	30				1973-74	Bob Hutchins	57
1974-75	Tim Dunlop	30						
1973-74	Rob Hodge	23						


WMU HOCKEY ALL-TIME SCORING LEADERS

CAREER SCORING (POINTS PER GAME)

NAME	YEARS	GP	G	A	PTS	PPG
1. Dan Dorion, C-RW	1982-86	157	115	178	293	1.87
2. Rob Hodge, LW	1973-76	78	79	65	144	1.85
3. Paul Polillo, C	1986-90	165	82	189	271	1.64
4. Ross Fitzpatrick, LW-C	1978-82	138	100	125	225	1.63
5. Tim Dunlop, RW	1974-78	129	92	106	198	1.53
6. Troy Thrun, C	1983-86	122	81	102	183	1.50
7. Wayne Gagne, D	1983-87	162	42	199	241	1.49
8. Jeff Green, C-RW	1986-90	159	109	125	234	1.47
9. Bob Scurfield, C-LW	1978-82	130	82	95	177	1.36
10. Ryan McAllister	2022-23	39	13	36	49	1.26
11. Chris Brooks, C	1992-96	147	57	127	184	1.25
12. Mark Letestu, C	2006-07	37	24	22	46	1.24
13. Rob Bryden, RW-LW	1983-87	162	104	91	195	1.20
14. Kelly Mitchell, C	1977-81	137	64	95	159	1.16
15. Sam Colangelo, RW	2023-24	38	24	19	43	1.13
16. Bernie Saunders, LW-RW	1975-79	140	76	78	154	1.10
17. Stuart Burnie, LW-RW	1982-86	159	102	72	174	1.09
Mike Posma, D	1986-90	159	43	131	174	1.09
Mike Bishai, C	1998-02	132	51	94	145	1.09
20. Keith Jones, RW	1988-92	153	83	80	163	1.07
21. Ron Hoover, C-LW	1985-89	161	88	83	171	1.06
Terry Olson, RW	1978-82	137	62	83	145	1.06
23. Alex Bump, LW	2023-25	80	37	46	83	1.04
24. Jamal Mayers, C-RW	1992-96	155	55	104	159	1.03
25. Brent Walton, RW	2002-06	154	72	84	156	1.01

TOP POINT TOTALS

1. Dan Dorion	293
2. Paul Polillo	271
3. Wayne Gagne	241
4. Jeff Green	234
5. Ross Fitzpatrick	225
6. Tim Dunlop	198
7. Rob Brynden	195
8. Chris Brooks	184
9. Troy Thrun	183
10. Bob Scurfield	177
T11. Stuart Burnie	174
T11. Mike Posma	174
13. Ron Hoover	171
14. Keith Jones	163
T15. Kelly Mitchell	159
T15. Jamal Mayers	159



Dan Dorion

CAREER GOALTENDING (GOALS AGAINST AVERAGE, MIN. 25 GAMES)

NAME	YEARS	GP	W-L-T	SVS	SV%	GAA
1. Hampton Slukynsky 2024-Pres.		25	19-5-1	593	.922	1.90
2. Frank Slubowski	2011-15	108	49-38-15	2345	.909	2.34
3. Nick Pisellini	2010-13	27	11-8-6	533	.902	2.38
4. Cameron Rowe	2022-25	93	58-32-2	2171	.908	2.40
5. Marc Magliarditi	1995-96	36	23-11-2	922	.910	2.59
6. Brandon Bussi	2019-22	77	46-25-5	1962	.910	2.61
7. Jerry Kuhn	2007-11	63	16-27-13	1633	.912	2.69
8. Lukas Hafner	2012-15	86	25-37-10	2014	.909	2.76
9. Ben Blacker	2016-20	74	29-24-3	1657	.902	2.91
Trevor Gorsuch	2015-19	52	25-16-1	1166	.901	2.91
11. Riley Gill	2006-10	111	39-56-12	3444	.915	2.94
12. Matt Barnes	1995-99	97	27-49-16	2384	.888	3.24
13. Jeff Reynaert	1998-02	106	44-47-12	2882	.894	3.28
14. Craig Brown	1990-94	105	53-36-10	2654	.888	3.34
15. Scott Foster	2002-06	55	20-22-6	1188	.875	3.46
16. Mike Mantua	2001-04	49	17-22-2	1018	.878	3.48
17. Daniel Belilissimo	2004-07	88	28-51-8	2511	.891	3.49
18. Weldon Good	1973-75	29	18-7-0	710	.885	3.54
19. Brian Renfrew	1991-95	85	39-36-7	2128	.878	3.68
20. Glenn Healy	1981-85	132	60-62-7	3932	.888	3.86
21. Steve Roth	1973-76	53	30-15-3	1308	.870	4.08
22. Bill Horn	1985-89	136	71-53-8	3824	.876	4.10
23. Austin Cain	2017-21	29	7-15-2	537	.859	4.11
24. Joe Pagliacci	1977-81	25	8-10-0	483	.855	4.32
25. Kevin McCaffrey	1984-88	46	19-17-1	1089	.864	4.42



Frank Slubowski

WMU HOCKEY YEAR-BY-YEAR COACHING HISTORY

YEAR	OVERALL RECORD			GF	GA	CONFERENCE	CONFERENCE FINISH	COACH
	W	L	T			RECORD	PLACE	
1973-74	22	7	1	200	109	5-2-1	1st (Div. II)	Bill Neal
1974-75	19	8	0	213	104	8-0-0	1st (Div. II)	Bill Neal
1975-76	18	14	2	176	158	6-10-0	4th	Bill Neal
1976-77	17	19	1	179	180	5-11-0	4th	Bill Neal
1977-78	15	17	1	175	140	7-12-1	6th	Bill Neal
1978-79	17	19	0	171	182	8-16-0	6th	Glen Weller
1979-80	18	16	2	196	182	6-13-1	5th	Glen Weller
1980-81	15	19	2	178	165	8-13-1	5th	Glen Weller
1981-82	14	19	1	141	164	11-18-1	9th	Glen Weller
1982-83	11	23	2	117	156	10-20-2	9th-t	Bill Wilkinson
1983-84	22	18	2	187	168	13-14-1	5th	Bill Wilkinson
1984-85	22	16	2	164	138	18-13-1	3rd	Bill Wilkinson
1985-86	32	12	0	256	177	23-9-0	2nd-t	Bill Wilkinson
1986-87	23	20	0	219	187	16-16-0	5th	Bill Wilkinson
1987-88	22	17	3	208	184	17-12-3	4th	Bill Wilkinson
1988-89	14	23	6	182	200	9-17-6	6th	Bill Wilkinson
1989-90	14	24	2	184	207	12-18-2	5th-t	Bill Wilkinson
1990-91	22	17	3	161	161	16-14-2	4th	Bill Wilkinson
1991-92	16	14	6	140	130	14-12-6	4th	Bill Wilkinson
1992-93	20	16	2	147	150	17-11-2	5th	Bill Wilkinson
1993-94	24	13	3	165	134	18-10-2	4th	Bill Wilkinson
1994-95	17	18	5	141	144	9-14-4	6th-t	Bill Wilkinson
1995-96	27	11	3	172	111	21-6-3	3rd-t	Bill Wilkinson
1996-97	14	18	5	125	134	10-12-5	5th-t	Bill Wilkinson
1997-98	10	25	3	94	125	9-19-2	9th	Bill Wilkinson
1998-99	6	20	8	75	130	5-17-8	10th	Wilkinson/Culhane
1999-00	12	21	3	105	137	10-15-3	9th-t	Jim Culhane
2000-01	20	13	6	149	129	12-10-6	5th-t	Jim Culhane
2001-02	19	15	4	123	118	13-12-3	6th	Jim Culhane
2002-03	15	21	2	122	147	13-14-1	8th-t	Jim Culhane
2003-04	17	18	4	123	136	12-13-3	8th	Jim Culhane
2004-05	14	21	2	105	134	8-18-2	10th-t	Jim Culhane
2005-06	10	24	6	97	160	7-16-5	11th	Jim Culhane
2006-07	18	18	1	120	126	14-13-1	6th	Jim Culhane
2007-08	8	27	3	82	126	4-22-2	12th	Jim Culhane
2008-09	14	20	7	111	130	9-13-6	6th	Jim Culhane
2009-10	8	20	8	76	104	4-17-7	12th-t	Jim Culhane
2010-11	19	13	10	116	104	10-9-9	4th	Jeff Blashill
2011-12	21	14	6	114	92	14-10-4	2nd-t	Andy Murray
2012-13	19	11	8	87	78	15-7-6	3rd	Andy Murray
2013-14	19	16	5	103	106	11-11-2	4th-t	Andy Murray
2014-15	14	18	6	98	107	6-13-5	7th	Andy Murray
2015-16	8	25	3	80	142	5-18-1	7th	Andy Murray
2016-17	22	13	5	133	114	13-9-2	3rd	Andy Murray
2017-18	15	19	2	115	129	10-13-1	5th-t	Andy Murray
2018-19	21	15	1	129	115	13-10-1	3rd	Andy Murray
2019-20	18	13	5	125	101	12-9-3	4th	Andy Murray
2020-21	10	12	3	77	89	10-11-3	6th	Andy Murray
2021-22	26	12	1	138	101	14-9-1	3rd	Pat Ferschweiler
2022-23	23	15	1	148	102	15-8-1	2nd	Pat Ferschweiler
2023-24	21	16	1	136	97	11-13-0	6th	Pat Ferschweiler
2024-25	34	7	1	167	86	19-4-1	1st	Pat Ferschweiler
TOTALS	916	880	169	7,345	7,030	*583-644-136		52 SEASONS

*Please note the final CCHA record was 444-516-115

WMU HOCKEY ALL-TIME CAPTAINS

2025-26 Owen Michaels, C Cole Crusberg-Roseen, D Sam Sjolund, D Grant Slukynsky, C	2013-14 Chase Balisy, F Shane Berschbach, F David Killip, F Will Kessel, F	1999-00 Jason Redenius, LW Matt Addesa, LW Daryl Andrews, D 1998-99 Frank Novock, RW Matt Barnes, G Geoff Collard, D Chuck Mindel, LW	Rob Bryden, RW Jim Culhane, D Henry Fung, RW
2024-25 Tim Washe, C Alex Bump, LW Matteo Costantini, C Cam Knuble, C	2012-13 Dane Walters, F Luke Witkowski, F Danny DeKeyser, D	1997-98 Jeff Rucinski, D Joe Corvo, D Steve Duke, D Frank Novock, RW	1985-86 Chris MacDonald, D Dan Dorion, RW Henry Fung, F Wayne Gagne, D
2023-24 Luke Grainger, C Cedric Fiedler, D Chad Hillebrand, LW Tim Washe, C	2011-12 Ian Slater, RW Dane Walters, RW Luke Witkowski, D 2010-11 Ian Slater, RW Max Campbell, C Ryan Watson, C	1996-97 Jeff Rucinski, D Matt Cressman, LW Steve Duke, D Carlin Nordstrom, RW	1984-85 Lance Johnston, LW Chris MacDonald, D
2022-23 Jason Polin, RW Aidan Fulp, D Cole Gallant, RW	2009-10 Tyler Ludwig, D Jordan Collins, D Cam Watson, LW Chris Clackson, C Ian Slater, RW	1995-96 Jeremy Brown, C Chris Brooks, C Darren Maloney, D	1983-84 Lance Johnston, LW Chris MacDonald, D Jim Grillo, C
2021-22 Ronnie Attard, D Ethen Frank, RW	2008-09 Chris Frank, D Patrick Galivan, RW Tyler Ludwig, D	1994-95 Brian Gallentine, RW	1982-83 Bob Bailey, RW Rob Reid, LW
2020-21 Josh Passolt, LW Kale Bennett, D Ethen Frank, RW	2007-08 Jeff LoVecchio, LW Tyler Ludwig, D Nathan Ansell, D	1993-94 Brent Brekke, D	1981-82 Ross Fitzpatrick, LW Ralph Murphy, D Jim Olson, RW
2019-20 Hugh McGing, LW Luke Bafia, D WAde Allison, RW Josh Passolt, LW Mattias Samuelsson, D	2006-07 Jeff LoVecchio, LW Ryan Mahrle, D Jason Moul, C Paul Szczechura, C	1992-93 Pat Ferschweiler, C Joe Bonnett, RW Brent Brekke, D Jason Jennings, RW	1980-81 Dan Stothers, C Jim Olson, RW Kevin Scott, C
2018-19 Corey Schueneman, D Wade Allison, RW Colt Conrad, C Hugh McGing, LW	2005-06 Mike Erickson, C Ryan Mahrle, D Paul Szczechura, C Brent Walton, RW	1991-92 Brian Tulik, D Scott Garrow, C Keith Jones, RW Andy Suhy, D	1979-80 Dan Stothers, C Ralph Murphy, D Jim Olson, RW
2017-18 Scott Moldenhauer, D Neal Goff, D Aidan Muir, LW Paul Stoykewych, D	2004-05 Pat Dwyer, RW Vince Bellissimo, C Brent Walton, RW	1990-91 Tom Auge, RW Chris Clarke, D Brian Tulik, D	1978-79 Bernie Saunders, RW Kipp Acton, LW Paul Cappuccio, C
2016-17 Sheldon Dries, C Aaron Hadley, RW Scott Moldenhauer, D Griffen Molino, C	2003-04 Dana Lattery, LW Paul Davies, C Mike Jarmuth, D	1989-90 Shane Redshaw, RW Paul Polillo, C Jeff Green, RW-C Doug Melnyk, D	1977-78 Game Captains
2015-16 Sheldon Dries, C Chris Dienes, D Scott Moldenhauer, D Mike McKee, D Aaron Hadley, RW Lukas Hafner, G	2002-03 Dana Lattery, RW Dave Cousineau, D Paul Davies, C	1988-89 Ron Hoover, LW Jeff Green, C Doug Melnyk, D Shane Redshaw, RW	1976-77 Al Hamernick, D Neil Smith, D Bernie Saunders, RW
2014-15 Will Kessel, LW Sheldon Dries, C Nolan LaPorte, RW	2001-02 Mike Bishai, C Dana Lattery, C	1987-88 Dave Lobdell, D Ron Hoover, C Doug Melnyk, D Shane Redshaw, RW	1975-76 Phil Eve, C Rob Hodge, LW Neil Smith, D
	2000-01 David Gove, RW	1986-87 Wayne Gagne, D	1974-75 Bob Hutchins, C/LW Rob Hodge, LW
			1973-74 Doug Reed, D Tim Audette, LW Bob Hutchins, C/LW Randy Moy, C
			captains listed in bold

WMU HOCKEY YEAR-BY-YEAR RESULTS

1973-74 (22-7-1)		D.13 Ohio State	7-3	N.12 Waterloo	8-2	O.26 Illinois-Chicago Circle	6-2
N.16 @ Kent State	7-3	D.17 St. Clair	6-2	N.16 Bowling Green	1-7	O.27 Illinois-Chicago Circle	11-1
N.17 @ Kent State	6-0	D.19 @ Dartmouth	0-6	N.18 @ Northern Michigan	1-2	N.2 @ Miami	OT 3-2
N.24 @ Illinois-Chicago Circle	5-1	D.20 @ Dartmouth	OT 6-7	N.19 @ Northern Michigan	OT 5-5	N.3 @ Miami	5-4
N.30 Ohio	10-4	J.9 @ Ohio State	5-7	N.22 Windsor	OT 3-4	N.16 Wilfrid Laurier	12-3
D.1 Ohio	11-2	J.10 @ Ohio State	5-4	N.25 Wisconsin-Superior	9-3	N.17 Wilfrid Laurier	7-4
D.7 Lake Forest	10-2	J.16 @ Lake Superior State	2-4	N.26 Wisconsin-Superior	11-3	N.23 Michigan	4-5
D.8 Lake Forest	6-1	J.17 @ Lake Superior State	3-4	D.2 Northern Michigan	5-2	N.25 @ Michigan	OT 7-8
D.14 Henry Ford CC	15-1	J.23 Lake Forest	7-3	D.3 Northern Michigan	2-5	N.30 Miami	5-4
J.4 Algoma	8-4	J.24 Lake Forest	10-2	* @ Bowling Green	4-6	D.1 Miami	8-3
J.5 Algoma	7-2	J.30 Bowling Green	3-6	D.9 Ohio State	7-1	D.9 @ Notre Dame	6-5
J.11 Buffalo	7-5	J.31 @ Bowling Green	3-6	D.10 Ohio State	1-4	D.14 @ Ohio State	3-4
J.12 Buffalo	5-1	F.6 Air Force	5-7	D.16 @ Clarkson	4-6	D.15 @ Ohio State	3-7
J.15 @ St. Clair	6-5	F.7 Air Force	6-2	D.17 @ Clarkson	7-8	D.28 Rensselaer Polytechnic*	4-2
J.18 @ Northern Illinois	19-1	F.13 @ St. Louis	4-7	D.28 Michigan Tech*	2-6	D.29 Northeastern*	4-2
J.19 Northern Illinois	18-1	F.15 @ St. Louis	3-5	D.29 Lake Superior State*	4-6	D.30 Western Ontario*	5-5
J.25 @ Lake Forest	6-4	F.18 @ Bowling Green	2-4	J.6 Lake Superior State	OT 7-8	J.4 Bowling Green	4-3
J.26 @ Lake Forest	OT 4-5	F.20 St. Louis	4-1	J.7 Lake Superior State	12-6	J.5 Bowling Green	4-6
F.1 @ Bowling Green	3-11	F.21 St. Louis	7-6	J.11 @ St. Clair	7-2	J.11 Lake Superior State	9-2
F.2 Bowling Green	1-10	F.27 Buffalo	6-5	J.13 St. Louis	5-2	J.12 Lake Superior State	6-5
F.8 Illinois-Chicago Circle	4-2	F.28 Buffalo	OT 7-6	J.14 St. Louis	5-6	J.18 @ Northern Michigan	3-5
F.9 @ Henry Ford CC	4-2	M.5 Lake Superior State	4-1	J.18 @ Notre Dame	9-5	J.19 @ Northern Michigan	2-8
F.15 @ Ohio	4-5	M.6 Lake Superior State	2-7	F.3 @ Bowling Green	2-7	J.25 @ Ferris State	4-7
F.16 @ Ohio	5-2	M.10 @ Bowling Green&	OT 3-2	F.4 Bowling Green	4-3	J.26 Ferris State	5-8
F.20 St. Clair	4-1	M.13 @ St. Louis+	2-2	F.10 @ Lake Superior State	4-6	F.1 @ Lake Superior State	1-6
F.22 Kent State	8-3	M.14 @ St. Louis+	2-13	F.11 @ Lake Superior State	3-4	F.2 @ Lake Superior State	9-5
F.23 Kent State	6-4	#Exhibition		F.16 @ St. Louis	4-0	F.8 @ Bowling Green	3-9
M.1 @ Buffalo	2-4	&CCHA Semifinal; +CCHA Championship		F.17 @ St. Louis	6-2	F.9 @ Bowling Green	4-8
M.2 @ Buffalo	OT 3-3	CCHA, 6-10-0, 4th		F.25 @ Ohio State	3-5	F.15 Ohio State	OT 6-6
M.8 Lake Superior State&	2-6			F.26 @ Ohio State	2-7	F.16 Ohio State	7-5
M.10 Bowling Green^	4-11					F.22 Ferris State	4-5
&CCHA Semifinal at St. Louis, Mo.		1976-77 (17-19-1)		*Great Lakes Invitational at Detroit		F.23 @ Ferris State	7-10
*CCHA Consolation at St. Louis, Mo.		N.5 Clarkson	3-9	CCHA, 7-12-1, 6th		F.29 Northern Michigan	4-5
CCHA Div. II, 5-2-1, 1st		N.6 Clarkson	3-6			M.1 Northern Michigan	7-5
		N.12 Wisconsin-Superior	3-6	1978-79 (17-19-0)			
		N.13 Wisconsin-Superior	12-5	N.3 McMaster	3-4	*RPI Invitational at Troy, N.Y.	
		N.16 @ Bowling Green	2-5	N.4 McMaster	5-3	CCHA, 6-13-1, 5th	
		N.19 Northern Michigan	OT 6-7	N.7 Windsor	5-1		
		N.20 Northern Michigan	6-5	N.10 Ferris State	11-1	1980-81 (15-19-2)	
		N.24 St. Clair	14-3	N.11 @ Ferris State	5-7	O.17 @ Wisconsin	3-7
		N.26 @ Northern Michigan	4-1	N.17 Wilfrid Laurier	4-3	O.18 @ Wisconsin	4-5
		N.27 @ Northern Michigan	OT 5-4	N.18 Wilfrid Laurier	3-2	O.24 @ Michigan	5-6
		D.3 Lake Forest	11-3	N.24 St. Scholastica	8-3	O.25 Michigan	1-5
		D.4 Lake Forest	9-1	N.25 St. Scholastica	5-3	O.31 @ Illinois-Chicago Circle	8-2
		D.8 @ St. Clair	10-6	D.1 Lake Superior State	1-3	N.1 @ Illinois-Chicago Circle	11-2
		D.10 @ Ohio State	2-5	D.2 Lake Superior State	OT 7-6	N.7 Miami	10-4
		D.11 @ Ohio State	4-5	D.12 Notre Dame	3-4	N.8 Miami	3-2
		D.17 Dartmouth	3-7	D.15 @ St. Louis	4-7	N.21 @ Bowling Green	5-6
		D.18 Dartmouth	OT 3-3	D.16 @ St. Louis	5-7	N.22 @ Bowling Green	2-5
		J.5 Windsor	8-2	D.21 Ohio State	8-3	N.28 Rensselaer	9-5
		J.7 @ Lake Superior State	1-8	D.22 Ohio State	6-10	N.29 Rensselaer	3-7
		J.8 @ Lake Superior State	6-3	D.28 Merrimack*	OT 6-5	D.5 Northern Michigan	3-5
		J.14 St. Louis	5-4	D.29 Cornell*	3-8	D.6 Northern Michigan	5-7
		J.15 St. Louis	1-3	J.5 @ Northern Michigan	2-3	D.12 @ Miami	6-2
		J.21 Ohio State	3-4	J.6 @ Northern Michigan	3-4	D.13 @ Miami	0-4
		J.22 Ohio State	5-4	J.12 Bowling Green	1-4	D.28 Iowa State*	11-0
		F.1 Bowling Green	4-8	J.13 @ Bowling Green	2-10	D.29 Lake Superior State*	6-3
		F.4 @ Air Force	3-7	J.19 @ Lake Superior State	OT 7-6	J.2 @ Notre Dame	OT 6-5
		F.5 @ Air Force	9-8	J.20 @ Lake Superior State	3-7	J.3 Notre Dame	OT 5-5
		F.8 Bowling Green	0-11	J.26 Miami	4-2	J.9 @ Ferris State	5-7
		F.11 Lake Superior State	OT 6-5	J.27 Miami	6-2	J.10 Ferris State	1-3
		F.12 Lake Superior State	5-1	J.30 @ Ferris State	5-3	J.16 Lake Superior State	9-5
		F.15 @ Bowling Green	2-3	F.2 St. Louis	8-2	J.17 Lake Superior State	6-5
		F.19 @ St. Louis	4-6	F.3 St. Louis	5-7	J.23 @ Ohio State	2-3
		F.20 @ St. Louis	2-4	F.9 @ Ohio State	4-3	J.24 @ Ohio State	0-6
		F.25 @ Buffalo	5-1	F.10 @ Ohio State	2-13	J.30 Ferris State	5-8
		F.26 @ Buffalo	4-3	F.16 Northern Michigan	6-8	J.31 @ Ferris State	5-4
		M.4 @ St. Louis&	2-3	F.17 Northern Michigan	OT 6-7	F.6 Bowling Green	6-4
		M.6 @ St. Louis&	4-11	F.20 Ferris State	8-4	F.7 Bowling Green	2-7
		&CCHA Semifinal		F.23 @ Bowling Green	4-12	F.13 @ Northern Michigan	OT 5-6
		CCHA, 5-11-0, 4th		F.24 Bowling Green	3-5	F.14 @ Northern Michigan	3-5
				*Cornell Holiday Festival		F.20 Ohio State	OT 3-4
		1977-78 (15-17-1)		CCHA, 8-16-0, 6th		F.21 Ohio State	OT 5-5
		N.4 St. Clair	13-1			F.27 @ Lake Superior State	OT 4-3
		N.8 Ferris State	9-4	1979-80 (18-16-2)		F.28 @ Lake Superior State	11-3
		N.11 Waterloo	6-2	O.19 Michigan State	6-7	*Western Michigan College Hockey Classic at Kalamazoo	
				O.20 @ Michigan State	8-6		

WMU HOCKEY YEAR-BY-YEAR RESULTS

CCHA, 8-13-1, 5th	F.19 @ Illinois at Chicago	3-1	D.30 USSR-Spartak*	3-6	\$NCAA First Round at Cambridge, Mass.	
	F.25 Miami	4-5	J.4 @ Michigan State	OT 3-4	CCHA, 23-9-0, 2nd-tie	
	F.26 Miami	4-5	J.6 @ Michigan State	3-7		
	CCHA, 10-20-2, 9th-tie		J.11 Illinois at Chicago	3-0	1986-87 (23-20-0)	
1981-82 (14-19-1)			J.12 Illinois at Chicago	8-2	O.10 Miami	6-1
O.17 @ Michigan State#	4-6		J.18 Lake Superior State	2-3	O.11 Miami	5-6
O.23 Miami	0-2		J.19 Lake Superior State	3-2	O.17 @ Illinois at Chicago	OT 6-5
O.24 Miami	6-3	1983-84 (22-18-2)	J.25 @ Ohio State	4-6	O.18 @ Illinois at Chicago	6-9
O.30 Michigan Tech	6-2	O.14 Michigan*	J.26 @ Ohio State	4-5	O.24 Ferris State	9-1
O.31 Michigan Tech	4-6	O.15 Ferris State*	F.1 @ Bowling Green	5-2	O.25 @ Ferris State	7-4
N.6 Notre Dame	5-4	O.21 Michigan State	F.2 @ Bowling Green	8-5	O.31 Michigan State	3-6
N.7 Notre Dame	2-6	O.22 Michigan State	F.8 Miami	5-2	N.1 @ Michigan State	3-7
N.13 Michigan	OT 3-3	O.28 @ Lake Superior State	F.9 Miami	OT 3-3	N.7 @ Vermont	5-8
N.14 @ Michigan	3-4	O.29 @ Lake Superior State	F.15 @ Ferris State	3-2	N.8 @ Vermont	3-0
N.20 Bowling Green	OT 5-6	N.4 Michigan Tech	F.16 Ferris State	4-1	N.14 Lake Superior State	5-4
N.21 Bowling Green	5-10	N.5 Michigan Tech	F.22 @ Michigan	5-2	N.15 Lake Superior State	3-5
N.27 Wisconsin	2-9	N.11 New Hampshire	F.23 Michigan	7-1	N.22 Michigan	3-4
N.28 Wisconsin	3-2	N.12 New Hampshire	M.1 Ohio State%	2-4	N.23 @ Michigan	8-6
D.4 @ Michigan Tech	3-7	N.18 @ Miami	M.2 Ohio State%	OT 5-4	N.28 Ohio State	9-4
D.5 @ Michigan Tech	5-6	N.19 @ Miami	!WMU win by ineligibility forfeit		N.29 Ohio State	4-2
D.11 Lake Superior State	8-5	N.25 Denver	*World Games III Tournament		D.5 @ Bowling Green	2-5
D.12 Lake Superior State	3-8	N.26 Denver	at Battle Creek, Mich.		D.6 @ Bowling Green	1-3
D.29 Harvard	3-1	D.2 @ Illinois at Chicago	%CCHA Quarterfinal		D.12 Illinois at Chicago	4-0
D.30 Harvard	4-2	D.3 @ Illinois at Chicago	CCHA, 18-13-1, 3rd		D.13 Illinois at Chicago	4-1
J.8 @ Michigan State	3-2	D.9 @ Bowling Green			D.27 Michigan State*	7-3
J.9 Michigan State	3-4	D.10 @ Bowling Green			D.28 Michigan*	8-2
J.15 Ohio State	2-8	D.16 Ohio State			J.3 Ferris State	4-7
J.16 Ohio State	3-6	D.17 Ohio State	1985-86 (32-12-0)		J.4 @ Ferris State	OT 5-6
J.22 @ Miami	3-5	D.29 @ Boston U.	O.11 @ Wisconsin	5-4	J.9 @ Michigan State	6-8
J.23 @ Miami	4-5	D.30 @ Boston U.	O.12 @ Wisconsin	6-4	J.10 Michigan State	OT 4-5
J.29 Northern Michigan	6-3	J.6 Ferris State	O.18 Michigan State	5-1	J.16 Toronto	12-5
J.30 Northern Michigan	7-2	J.7 @ Ferris State	O.19 @ Michigan State	3-4	J.17 Toronto	10-3
F.5 Ferris State	6-4	J.13 @ Northern Michigan	O.25 Illinois at Chicago	6-4	J.23 @ Lake Superior State	2-4
F.6 @ Ferris State	3-6	J.14 @ Northern Michigan	O.26 Illinois at Chicago	3-4	J.24 @ Lake Superior State	7-5
F.12 @ Michigan State	2-6	J.20 Michigan	N.1 Lake Superior State	3-5	J.30 Michigan	6-5
F.13 Michigan State	3-7	J.21 @ Michigan	N.2 Lake Superior State	OT 2-3	J.31 @ Michigan	4-9
F.19 @ Ferris State	6-4	J.27 Illinois at Chicago	N.8 @ Ohio State	8-3	F.6 @ Ohio State	3-2
F.20 Ferris State	6-3	J.28 Illinois at Chicago	N.9 @ Ohio State	OT 8-7	F.7 @ Ohio State	6-3
F.26 @ Notre Dame	6-3	F.3 Michigan-Dearborn	N.15 @ Bowling Green	OT 7-8	F.13 Bowling Green	8-3
F.27 @ Notre Dame	8-10	F.4 Michigan-Dearborn	N.16 @ Bowling Green	4-8	F.14 Bowling Green	OT 5-6
CCHA, 11-18-1, 9th		F.10 Bowling Green	N.17 Canada Jr. National#	4-6	F.20 @ Miami	2-5
# Exhibition		F.11 Bowling Green	N.22 Miami	OT 6-5	F.21 @ Miami	5-3
		F.17 Miami	N.29 @ Ferris State	9-3	F.27 @ Illinois at Chicago%	OT 3-2
		F.18 Miami	D.1 Ferris State	9-5	F.28 @ Illinois at Chicago%	4-6
1982-83 (11-23-2)		F.24 @ Ohio State	D.6 Michigan	8-6	M.1 @ Illinois at Chicago%	5-1
O.9 Illinois-Chicago#	3-4	F.25 @ Ohio State	D.7 @ Michigan	6-4	M.6 Michigan State&	3-6
O.15 Ferris State	5-1	M.2 @ Northern Michigan%	D.12 Vermont	12-3	M.7 Ohio State^	4-7
O.16 @ Ferris State	2-5	M.3 @ Northern Michigan%	D.13 Vermont	3-2	*Great Lakes Invitational at Detroit, Mich.	
O.22 Lake Superior State	3-5	M.9 Bowling Green&	D.27 RIT*	3-4	%CCHA Quarterfinal	
O.23 Lake Superior State	6-4	M.10 Michigan State+	D.28 Notre Dame*	11-2	&CCHA Semifinal at Detroit, Mich.	
O.29 @ Michigan Tech	1-4	*Battle Creek Hockey Classic	J.4 @ Michigan State	2-4	*CCHA Consolation at Detroit, Mich.	
O.30 @ Michigan Tech	4-6	%CCHA Quarterfinal	J.5 Michigan State	5-8	CCHA, 16-16-0, 5th	
N.5 @ Notre Dame	2-0	&CCHA Semifinal at Detroit, Mich.	J.10 @ Illinois at Chicago	8-1		
N.6 Notre Dame	3-5	+CCHA Championship at Detroit, Mich.	J.11 @ Illinois at Chicago	OT 5-4		
N.12 @ Miami	6-3	CCHA, 13-14-1, 5th	J.17 @ Lake Superior State	OT 2-1	1987-88 (22-17-3)	
N.13 @ Miami	OT 3-4		J.18 @ Lake Superior State	5-3	O.9 @ Miami	5-2
N.19 Ferris State	5-4	1984-85 (22-16-2)	J.24 Ohio State	11-7	O.10 @ Miami	9-2
N.20 @ Ferris State	3-7	O.12 @ New Hampshire!	J.25 Ohio State	4-6	O.16 Illinois at Chicago	OT 6-7
N.26 @ Denver	1-5	O.13 @ New Hampshire!	J.31 Bowling Green	7-5	O.17 @ Illinois at Chicago	5-3
N.27 @ Denver	4-10	O.19 Michigan State	F.1 Bowling Green	5-2	O.23 Ferris State	6-1
D.3 @ Michigan	10-5	O.20 Michigan State	F.7 @ Miami	4-3	O.24 @ Ferris State	7-3
D.4 Michigan	1-2	O.26 @ Illinois at Chicago	F.8 @ Miami	8-4	O.30 @ Michigan State	2-4
D.10 Illinois at Chicago	6-0	O.27 @ Illinois at Chicago	F.14 Ferris State	6-3	O.31 Michigan State	0-4
D.11 Illinois at Chicago	8-5	N.2 @ Lake Superior State	F.15 @ Ferris State	10-4	N.6 St. Lawrence	OT 7-6
D.17 Ohio State	1-5	N.3 @ Lake Superior State	F.21 @ Michigan	6-5	N.7 St. Lawrence	1-2
D.18 Ohio State	1-7	N.9 Ohio State	F.22 Michigan	6-4	N.13 @ Lake Superior State	1-3
J.7 Northern Michigan	2-4	N.10 Ohio State	F.28 Ferris State%	4-3	N.14 @ Lake Superior State	OT 6-5
J.8 Northern Michigan	4-3	N.16 Bowling Green	M.1 Ferris State%	12-2	N.20 @ Michigan	3-5
J.14 @ Bowling Green	1-4	N.17 Bowling Green	M.7 Bowling Green&	30T 4-3	N.21 Michigan	5-1
J.15 @ Bowling Green	0-4	N.23 @ Miami	M.8 Michigan State+	3-1	N.27 @ Ohio State	4-5
J.21 @ Michigan State	0-8	N.24 @ Miami	M.21 Harvard\$	2-4	N.28 @ Ohio State	5-3
J.22 @ Michigan State	4-6	N.30 Ferris State	M.22 Harvard\$	2-7	D.1 Team USA#	2-13
J.28 Notre Dame	OT 7-8	D.1 @ Ferris State	#Exhibition		D.4 Bowling Green	6-5
J.29 @ Notre Dame	3-4	D.7 Michigan	*Syracuse Invitational at Syracuse, N.Y.		D.5 Bowling Green	OT 7-6
F.4 Bowling Green	3-1	D.9 @ Michigan	%CCHA Quarterfinal		D.11 @ Illinois at Chicago	6-5
F.5 Bowling Green	OT 3-3	D.26 Japan National*	&CCHA Semifinal at Detroit, Mich.		D.12 Illinois at Chicago	OT 3-2
F.11 @ Ohio State	2-6	D.27 Canada-U. Sask.*	+CCHA Championship at Detroit, Mich.		J.2 Colgate*	OT 8-7
F.12 @ Ohio State	1-6	D.29 USSR-Spartak*				
F.18 @ Illinois at Chicago	OT 1-1					

WMU HOCKEY YEAR-BY-YEAR RESULTS

J.3	Miami*	10-6	CCHA, 9-17-6, 6th	J.25	Michigan State	3-2	D.19	Maine*	1-4	
J.8	@ Ferris State	5-7		J.26	@ Michigan State	8-1	D.20	Princeton*	6-3	
J.9	Ferris State	OT 4-4	1989-90 (14-24-2)	F.1	Miami	8-3	J.2	@ Alaska-Fairbanks	4-3	
J.15	Michigan State	6-7	0.13 Ferris State	8-3	F.2	Miami	7-2	J.3	@ Alaska-Fairbanks	2-5
J.17	@ Michigan State	2-3	0.14 @ Ferris State	7-3	F.8	@ Michigan	5-6	J.15	@ Bowling Green	4-6
J.23	@ Air Force	2-5	0.20 Michigan-Dearborn	10-2	F.9	Michigan	2-3	J.16	Ohio State	5-1
J.29	Lake Superior State	OT 5-5	0.21 Michigan-Dearborn	7-4	F.15	Ferris State	5-3	J.22	@ Ohio State	OT 4-4
J.30	Lake Superior State	OT 4-4	0.27 Bowling Green	4-1	F.16	@ Ferris State	4-2	J.23	@ Miami	2-3
F.5	Michigan	4-3	0.28 Bowling Green	7-9	F.22	Lake Superior State	2-4	J.29	Kent State	OT 5-4
F.6	@ Michigan	1-5	N.3 Michigan State	4-6	F.23	Lake Superior State	1-2	J.30	Kent State	7-3
F.12	Ohio State	9-6	N.4 @ Michigan State	OT 4-5	M.1	Michigan State%	4-3	F.2	@ Illinois at Chicago	2-4
F.13	Ohio State	7-3	N.10 @ Ohio State	7-4	M.2	Michigan State%	4-2	F.5	@ Ferris State	3-2
F.19	@ Bowling Green	2-11	N.11 @ Ohio State	7-6	M.8	Lake Superior State&	4-11	F.6	Michigan State	2-0
F.20	@ Bowling Green	7-8	N.17 Miami	3-6	M.9	Ferris State^	OT 2-1	F.12	Miami	2-5
F.26	Miami	6-2	N.18 Miami	6-3		*Dexter Shoe Classic at Orono, Maine		F.13	Miami	7-6
F.27	Miami	4-2	N.24 @ Michigan	1-5		%CCHA Quarterfinal		F.19	@ Lake Superior State	2-6
M.4	Michigan%	4-5	N.25 Michigan	3-4		&CCHA Semifinal at Detroit, Mich.		F.20	@ Lake Superior State	1-6
M.5	Michigan%	4-3	D.1 Illinois at Chicago	6-4		^CCHA Consolation at Detroit, Mich.		F.26	Notre Dame	5-3
M.6	Michigan%	10-0	D.2 Illinois at Chicago	9-6		CCHA, 16-14-2, 4th		F.27	Lake Superior State	3-7
M.11	Lake Superior State&	OT 4-5	D.8 @ Lake Superior State	OT 5-5		1991-92 (16-14-6)		M.5	@ Ohio State	7-2
M.12	Michigan State^	6-9	D.9 @ Lake Superior State	4-10		0.25 @ Illinois at Chicago	5-1	M.6	@ Kent State	6-4
#Exhibition			D.16 @ Michigan Tech	5-8		0.26 @ Illinois at Chicago	3-1	M.12	Bowling Green%	4-5
*Riverfront Invitational at Cincinnati, Ohio			D.17 @ Michigan Tech	2-5		N.1 @ Michigan	1-5	M.13	Bowling Green%	3-6
%CCHA Quarterfinal			D.29 Colgate*	4-5		N.2 Michigan	3-5		*Great Western Bank Freeze Out	
&CCHA Semifinal at Detroit, Mich.			D.30 Northeastern*	6-8		N.8 @ Ohio State	OT 4-4		at Inglewood, Calif.	
^CCHA Consolation at Detroit, Mich.			J.5 @ Bowling Green	2-3		N.9 @ Ohio State	9-6		%CCHA First Round	
CCHA, 17-12-3, 4th			J.6 @ Bowling Green	6-1		N.14 @ Ferris State	4-3		CCHA, 17-11-2, 5th	
			J.12 @ Michigan State	2-11		N.15 Ferris State	4-2		1993-94 (24-13-3)	
			J.13 Michigan State	3-6		N.22 @ Michigan State	OT 3-4	0.15	Waterloo	10-1
			J.19 Ohio State	3-4		N.23 Michigan State	5-2	0.22	@ Kent State	2-6
			J.20 Ohio State	7-5		D.6 Bowling Green	4-5	0.23	@ Kent State	OT 5-4
			J.26 @ Miami	11-5		D.7 @ Bowling Green	6-5	0.29	@ Notre Dame	3-4
			J.27 @ Miami	6-7		D.13 Michigan	OT 5-5	0.30	@ Bowling Green	2-6
			F.2 Michigan	2-7		D.14 @ Michigan	2-7	N.5	Clarkson	OT 2-2
			F.3 @ Michigan	2-7		J.4 @ Michigan State	2-5	N.6	Clarkson	4-3
			F.9 @ Illinois at Chicago	1-5		J.6 Michigan State	OT 4-5	N.12	Michigan	3-5
			F.10 @ Illinois at Chicago	OT 3-3		J.10 @ Ferris State	3-1	N.13	Ferris State	7-2
			F.16 Lake Superior State	OT 3-4		J.11 Ferris State	3-6	N.19	Bowling Green	5-4
			F.17 Lake Superior State	1-6		J.17 Ohio State	8-1	N.20	Miami	6-4
			F.23 @ Ferris State	0-3		J.18 Ohio State	8-5	N.26	Ohio State	7-2
			F.24 Ferris State	8-5		J.24 @ Bowling Green	OT 3-2	N.27	Ohio State	OT 3-3
			M.2 @ Michigan%	3-5		J.25 Bowling Green	3-2	D.3	@ Michigan	1-6
			M.3 @ Michigan%	2-8		J.31 @ Miami	4-1	D.4	Michigan	3-6
			*Syracuse Invitational at Syracuse, N.Y.			F.1 @ Miami	6-3	D.10	Michigan State	2-1
			%CCHA Quarterfinal			F.7 @ Notre Dame	10-4	D.11	@ Michigan State	2-0
			CCHA, 12-18-2, 5th-tie			F.8 Notre Dame	7-5	D.29	St. Lawrence*	6-3
			1990-91 (22-17-3)			F.14 Illinois at Chicago	OT 5-5	D.30	Northeastern*	2-5
			0.12 Ferris State	OT 5-5		F.15 Illinois at Chicago	OT 2-2	J.14	Illinois at Chicago	OT 4-3
			0.13 Ferris State	2-5		F.21 Lake Superior State	1-5	J.15	@ Illinois at Chicago	7-3
			0.19 Illinois at Chicago	4-1		F.22 Lake Superior State	OT 1-1	J.21	@ Miami	3-7
			0.20 @ Illinois at Chicago	4-2		F.28 Miami	2-3	J.22	@ Miami	2-5
			0.26 @ Michigan State	OT 3-3		F.29 Miami	OT 3-3	J.28	@ Lake Superior State	OT 4-3
			0.27 Michigan State	2-3		M.6 @ Lake Superior State	1-6	J.29	@ Ferris State	5-1
			N.2 @ Merrimack	9-8		M.7 @ Lake Superior State	2-3	F.4	Ferris State	3-1
			N.3 @ Merrimack	3-5		M.13 Miami%	1-3	F.5	Kent State	8-4
			N.9 @ Lake Superior State	2-10		M.14 Miami%	OT 3-4	F.11	Notre Dame	6-0
			N.10 @ Lake Superior State	2-9		%CCHA Quarterfinal		F.12	@ Notre Dame	4-1
			N.16 Ohio State	4-2		CCHA, 14-12-6, 4th		F.18	Lake Superior State	OT 2-2
			N.17 Ohio State	3-1		1992-93 (20-16-2)		F.19	Lake Superior State	3-5
			N.23 @ Bowling Green	1-5		0.23 Merrimack	4-5	F.25	@ Bowling Green	4-3
			N.24 Bowling Green	0-3		0.24 Merrimack	5-2	F.26	@ Ohio State	4-2
			N.30 @ Miami	5-3		0.30 Michigan	OT 2-2	M.4	@ Michigan State	2-5
			D.1 @ Miami	5-0		0.31 @ Michigan	8-4	M.5	Illinois at Chicago	5-3
			D.7 Michigan	2-6		N.6 Michigan State	5-3	M.11	Notre Dame**	6-3
			D.8 @ Michigan	4-7		N.7 Bowling Green	5-3	M.12	Notre Dame**	7-1
			D.14 Michigan Tech	OT 4-4		N.13 @ Michigan State	2-4	M.18	Miami%	4-3
			D.15 Michigan Tech	4-2		N.14 Bowling Green	5-3	M.19	Michigan&	4-6
			D.21 Clarkson*	0-7		N.20 @ Notre Dame	2-3	M.25	Wisconsin\$	3-6
			D.22 Brown*	6-3		N.21 Notre Dame	5-4		*Syracuse Invitational at Syracuse, N.Y.	
			J.4 Bowling Green	4-2		N.27 @ Michigan	0-10		**CCHA First Round	
			J.5 @ Bowling Green	4-2		D.4 @ Illinois at Chicago	5-3		%CCHA Quarterfinal at Detroit, Mich.	
			J.11 @ Ohio State	7-1		D.5 Illinois at Chicago	4-2		&CCHA Semifinal at Detroit, Mich.	
			J.12 @ Ohio State	2-4		D.11 Ferris State	4-3		\$NCAA First Round at Albany, N.Y.	
			J.18 @ Illinois at Chicago	4-7		D.12 @ Ferris State	4-7		CCHA, 18-10-2, 4th	
			J.19 Illinois at Chicago	7-6						

WMU HOCKEY YEAR-BY-YEAR RESULTS

CCHA, 12-10-6, 5th-tie	F.8 @ Ohio State	2-3	N.20 @ Miami	1-4			
	F.15 @ Ferris State	1-2	N.27 Alabama-Huntsville	5-1			
	F.16 Ferris State	3-5	N.28 Alabama-Huntsville	3-1	0.7 Wilfrid Laurier#		8-3
2001-02 (19-15-4)	F.21 Bowling Green	OT 3-3	D.3 Ferris State	5-3	0.13 @ Michigan State		1-4
0.7 Toronto#	F.22 @ Bowling Green	4-2	D.4 @ Ferris State	2-6	0.15 Michigan State		3-2
0.12 Alaska Fairbanks	F.28 Notre Dame	4-2	D.17 @ Bemidji State	OT 4-3	0.20 Ferris State		1-2
0.13 Alaska Fairbanks	M.1 @ Notre Dame	2-5	D.18 @ Bemidji State	2-4	0.21 @ Ferris State		5-3
0.19 Michigan	M.7 Michigan State	0-4	J.7 @ Michigan	4-6	0.27 @ Nebraska-Omaha		5-7
0.20 @ Michigan	M.8 @ Michigan State	5-8	J.8 Michigan	5-6	0.28 @ Nebraska-Omaha		0-6
0.26 Maine	M.14 @ Northern Michigan%	3-8	J.14 Michigan State	5-4	11.4 Wayne State		4-0
0.27 Maine	M.15 @ Northern Michigan%	4-6	J.15 @ Michigan State	1-3	11.9 @ Ohio State		8-5
N.2 @ Miami	#Exhibition		J.28 @ Ohio State	3-4	11.10 @ Ohio State	OT	2-2
N.3 @ Miami	%CCHA First Round		J.29 @ Ohio State	0-7	11.17 Northern Michigan		2-7
N.9 Nebraska-Omaha	CCHA, 13-14-1, 8th-tied		F.4 Miami	2-5	11.18 Northern Michigan	OT	3-2
N.10 Nebraska-Omaha			F.5 Miami	3-2	11.21 @ Ferris State		0-4
N.16 Notre Dame			F.11 @ Northern Michigan	OT 3-3	12.1 @ Michigan		6-3
N.17 Notre Dame	2003-04 (17-18-4)		F.12 @ Northern Michigan	1-5	12.2 Michigan		5-6
N.23 Canisius	0.4 Western Ontario#	6-2	F.18 @ Bowling Green	1-4	12.16 @ Wayne State		5-7
N.24 Canisius	0.10 Ferris State	4-2	F.19 @ Bowling Green	2-5	12.29 vs. Maine*		4-8
N.30 Sacred Heart	0.11 @ Ferris State	2-5	F.25 Lake Superior State	2-3	12.30 vs. New Hampshire*		2-5
D.1 Sacred Heart	0.17 Nebraska-Omaha	5-1	F.26 Lake Superior State	OT 3-2	1.5 @ Bowling Green		1-5
D.14 @ Lake Superior State	0.18 Nebraska-Omaha	OT 2-2	M.4 @ Ferris State	5-1	1.6 @ Bowling Green		5-0
D.15 @ Lake Superior State	0.24 @ Michigan State	2-4	M.5 Ferris State	2-5	1.12 Miami		3-5
D.28 Providence *	0.25 Michigan State	3-7	M.11 @ Northern Michigan	2-1	1.13 Miami		5-3
D.29 Ferris State *	0.31 @ Cornell	OT 5-5	M.12 @ Northern Michigan	2-4	1.19 Notre Dame		3-2
J.4 Ohio State	N.1 @ Cornell	3-2	M.13 @ Northern Michigan	1-4	1.20 Notre Dame		0-3
J.5 Ohio State	N.7 @ Alaska Fairbanks	OT 4-5	#Exhibition		1.23 Ferris State		5-2
J.11 @ Michigan State	N.8 @ Alaska Fairbanks	0-4	%CCHA First Round		1.26 Alabama-Huntsville		5-0
J.12 Michigan State	N.14 @ Niagara	3-2	CCHA, 8-18-2, 10th-tied		1.27 Alabama-Huntsville	OT	6-5
J.18 @ Alaska Fairbanks	N.15 @ Niagara	2-3			2.2 Michigan		4-7
J.19 @ Alaska Fairbanks	N.21 Mercyhurst	4-2	2005-06 (10-24-6)		2.3 @ Michigan		1-3
F.1 @ Bowling Green	N.22 Mercyhurst	4-7	0.8 Brock#	9-0	2.9 Alaska		2-1
F.2 @ Bowling Green	N.25 Bowling Green	OT 4-3	0.15 Robert Morris	2-5	2.10 Alaska		3-1
F.8 Northern Michigan	N.28 Colgate	4-1	0.22 @ Niagara	2-3	2.16 Michigan State		4-3
F.9 Northern Michigan	D.5 Notre Dame	8-6	0.28 Ohio State	5-1	2.17 @ Michigan State		2-0
F.15 @ Nebraska-Omaha	D.6 Notre Dame	6-4	0.29 Ohio State	5-4	2.23 @ Lake Superior State		3-1
F.16 @ Nebraska-Omaha	D.17 @ Brock#	6-1	N.4 Lake Superior State	0-10	2.24 @ Lake Superior State		3-4
F.22 Ferris State	D.18 @ Western Ontario#	5-3	N.5 Lake Superior State	1-3	3.2 Alaska%	OT	2-3
F.23 @ Ferris State	D.19 @ Wilfrid Laurier#	5-3	N.11 @ Ferris State	0-6	3.3 Alaska%		6-2
M.1 @ Michigan	J.2 @ Lake Superior State	OT 3-3	N.12 Ferris State	3-5	3.4 Alaska%		1-3
M.2 Michigan	J.3 @ Lake Superior State	1-2	N.18 @ Michigan State	OT 3-3	#Exhibition		
M.8 Ohio State %	J.9 Alaska Fairbanks	4-2	N.19 Michigan State	5-3	*Florida College Classic		
M.9 Ohio State %	J.10 Alaska Fairbanks	5-4	N.25 @ Colgate	OT 2-2	%CCHA First Round		
#Exhibition	J.16 @ Nebraska-Omaha	5-4	N.26 @ Colgate	OT 3-4	CCHA, 14-13-1, 6th		
*Mariucci Classic at Minneapolis, Minn.	J.17 @ Nebraska-Omaha	3-2	D.2 Notre Dame	4-3			
%CCHA First Round	J.23 Michigan	1-4	D.3 @ Notre Dame	0-3			
CCHA, 13-12-3, 6th	J.24 @ Michigan	0-7	D.17 @ Northern Michigan	OT 0-0	2007-08 (8-27-3)		
	J.30 @ Ferris State	1-4	D.18 @ Northern Michigan	2-5	0.13 Windsor#		5-2
2002-03 (15-21-2)	J.31 Ferris State	3-2	D.30 @ Wisconsin	1-4	0.19 Bentley		5-2
0.5 Waterloo#	F.6 @ Northern Michigan	2-3	D.31 Wayne State	3-6	0.20 Bentley		3-1
0.11 @ Bowling Green	F.7 @ Northern Michigan	6-2	J.6 @ Lake Superior State	1-6	0.26 @ Niagara		2-4
0.12 Bowling Green	F.20 Ohio State	4-1	J.7 @ Lake Superior State	0-4	0.27 @ Niagara		1-3
0.18 @ Notre Dame	F.21 Ohio State	1-5	J.13 @ Bowling Green	5-4	N.2 Bowling Green	OT	2-3
0.19 Notre Dame	F.27 @ Miami	OT 2-2	J.14 Bowling Green	2-5	N.3 @ Bowling Green	OT	4-5
0.26 @ Maine	F.28 @ Miami	2-5	J.20 @ Miami	1-6	N.9 @ Northern Michigan		4-2
0.27 @ Maine	M.4 Bowling Green	4-6	J.21 @ Miami	3-4	N.10 @ Northern Michigan	OT	3-4
N.1 Nebraska-Omaha	M.12 @ Notre Dame%	2-4	J.27 Northern Michigan	4-2	N.16 @ Notre Dame		1-4
N.2 Nebraska-Omaha	M.13 @ Notre Dame%	4-0	J.28 Northern Michigan	OT 2-2	N.17 Notre Dame		1-5
N.8 @ Northern Michigan	M.14 @ Notre Dame%	OT 4-5	J.31 @ Michigan	3-7	N.23 Ohio State		4-2
N.9 @ Northern Michigan	#Exhibition		F.3 Ferris State	2-4	N.24 Ohio State		0-3
N.15 @ Ferris State	%CCHA First Round		F.4 @ Ferris State	2-7	N.30 @ Ferris State		0-4
N.16 Ferris State	CCHA, 12-13-3, 8th		F.7 Michigan	1-4	D.1 Ferris State		2-3
N.23 Niagara			F.10 Bemidji State	1-6	D.7 Wayne State		5-2
N.29 Lake Superior State	2004-05 (14-21-2)		F.11 Bemidji State	OT 5-4	D.8 Wayne State		5-1
N.30 Lake Superior State	0.8 Brock#	8-1	F.17 @ Alaska Fairbanks	OT 1-1	D.18 US World Jr. Team#		2-4
D.6 Cornell	0.15 Alaska Fairbanks	5-4	F.18 @ Alaska Fairbanks	3-5	D.29 Quinncipiac&		1-2
D.7 Cornell	0.16 Alaska Fairbanks	3-5	F.24 Nebraska-Omaha	OT 5-5	D.30 Holy Cross&	OT	1-1
D.20 @ Colorado College	0.22 @ Nebraska-Omaha	3-7	F.25 Nebraska-Omaha	6-3	J.5 Nebraska-Omaha		3-6
D.21 @ Colorado College	0.23 @ Nebraska-Omaha	OT 3-4	M.3 @ Lake Superior State%	OT 3-2	J.6 Nebraska-Omaha		2-4
J.4 Findlay	0.29 Ohio State	6-3	M.4 @ Lake Superior State	1-0	J.11 @ Michigan		1-6
J.10 @ Michigan	0.30 Ohio State	2-5	M.10 @ Miami&	1-4	J.12 Michigan		1-5
J.11 Michigan	N.5 Niagara	4-3	M.11 @ Miami&	OT 4-5	J.18 @ Bowling Green		1-4
J.17 Miami	N.6 Niagara	4-1	#Exhibition		J.19 Bowling Green	OT	1-2
J.18 Miami	N.12 Notre Dame	OT 2-2	%CCHA First Round		J.25 Ferris State		4-3
J.24 @ Alaska Fairbanks	N.13 Notre Dame	2-3	&CCHA Quarterfinals		J.26 @ Ferris State	OT	3-3
J.25 @ Alaska Fairbanks	N.19 @ Miami	OT 2-1	CCHA, 7-16-5, 11th		F.1 @ Alaska	OT	2-3
F.7 @ Ohio State					F.2 @ Alaska		2-3

WMU HOCKEY YEAR-BY-YEAR RESULTS

F.8	Lake Superior State	OT	3-3	N.21	Miami	OT	1-1	@ NCAA 1st Round in Green Bay, Wisc. (Resch Center), 3 seed, Midwest Regional	J.4	@ Bemidji State	6-0
F.9	Lake Superior State		2-3	N.27	@ Nebraska-Omaha		2-4		J.5	@ Bemidji State	OT 2-2
F.15	@ Michigan State		0-3	N.28	@ Nebraska-Omaha		3-4	CCHA, 10-9-9-5, 4th	J.11	Lake Superior State	OT 1-1
F.16	Michigan State		2-4	D.4	Alaska		3-1		J.12	Lake Superior State	3-1
F.22	@ Miami		0-2	D.5	Alaska	OT	4-4		J.18	@ Bowling Green	2-3
F.23	@ Miami		1-8	D.11	Ferris State		0-3	2011-12 (21-14-6)	J.19	Bowling Green	2-1
F.29	Notre Dame		3-0	D.12	@ Ferris State		3-4	0.1 Toronto#!	J.25	Michigan	3-2
M.1	@ Notre Dame		1-3	J.2	Bemidji State	OT	0-0	0.7 Alabama-Huntsville	J.26	Michigan	5-1
M.7	@ Ferris State%	OT	3-4	J.3	Bemidji State		0-3	0.8 Alabama-Huntsville	F.1	@ Ferris State	3-2
M.8	@ Ferris State%		3-6	J.8	Michigan		3-4	0.14 @ Union	F.2	@ Ferris State	OT 2-2
#Exhibition				J.9	@ Michigan		1-6	0.15 @ Union	F.8	Miami	2-0
%CCHA First Round				J.22	@ Bowling Green	OT	4-4	0.21 @ Alaska	F.9	Miami	0-4
&TD Banknorth Catamount Cup				J.23	Bowling Green		2-3	0.22 @ Alaska	F.15	@ Ohio State	OT 1-1
CCHA, 4-22-2, 12th				J.29	@ Miami		1-4	0.28 Northern Michigan	F.16	@ Ohio State	3-6
				J.30	@ Miami		1-2	0.29 Northern Michigan	F.22	Notre Dame	OT 3-3
2008-09 (14-20-7)				F.5	Notre Dame		7-2	N.4 @ Michigan	F.23	Notre Dame	OT 1-1
0.4 Windsor#			5-2	F.6	Notre Dame		4-1	N.5 @ Michigan	M.1	@ Michigan State	5-1
0.10 Niagara			4-2	F.12	@ Northern Michigan		2-7	N.11 Michigan State	M.2	@ Michigan State	0-1
0.11 RIT			1-2	F.13	@ Northern Michigan		1-2	N.12 Michigan State	M.15	Michigan\$	3-4
0.17 @ Minnesota-Duluth			2-5	F.19	Ohio State		1-3	N.15 @ Notre Dame	M.16	Michigan\$	1-5
0.18 @ Minnesota-Duluth	OT		5-6	F.20	Ohio State	OT	3-3	N.22 Notre Dame	# Exhibition		
0.24 Ferris State	OT		1-1	F.26	@ Ferris State	OT	2-2	D.2 @ Ferris State	& GLI Semifinal, Joe Louis Arena, Detroit		
0.25 @ Ferris State			2-5	F.27	Ferris State	OT	1-1	D.3 Ferris State	% GLI Final, Joe Louis Arena, Detroit		
0.31 @ Michigan State			1-3	M.5	@ Alaska%		0-4	D.9 @ Bowling Green	\$ CCHA QF, Kalamazoo		
N.1 Michigan State	OT		2-2	M.6	@ Alaska%		1-4	D.10 Bowling Green	CCHA, 3rd, 15-7-6-3		
N.7 Nebraska-Omaha	OT		2-5	% CCHA First Round				D.29 @ St. Cloud State			
N.14 @ Michigan			2-1	CCHA, 4-17-7, 11th-t				D.30 @ St. Cloud State			
N.15 Michigan			0-5					J.6 Minnesota-Duluth			
N.28 @ Notre Dame			1-4	2010-11 (19-13-10)				J.7 Minnesota-Duluth	2013-14 (19-16-5)		
N.29 @ Notre Dame	OT		3-3	0.3 Ontario IT#			5-2	J.13 @ Notre Dame	0.5 Western Ontario#		5-2
D.6 Miami			2-4	0.8 Canisius			3-5	J.14 Notre Dame	0.11 @ Notre Dame		0-4
D.7 Miami			3-7	0.9 Canisius	OT		3-2	J.20 @ Miami	0.12 Notre Dame		0-3
D.19 @ Alaska			3-6	0.15 @ Mercyhurst			3-2	J.21 @ Miami	0.18 vs. Alaska Anchorage^		6-2
D.20 @ Alaska	OT		3-2	0.16 @ Mercyhurst			1-0	J.27 Bowling Green	0.19 @ Alaska^	OT	3-3
J.2 Northeastern&			1-3	0.22 @ St. Lawrence			3-1	J.28 @ Bowling Green	N.1 Colorado College	OT	3-2
J.3 Northeastern&	OT		1-1	0.23 @ St. Lawrence	OT		3-3	F.3 Alaska	N.2 Colorado College		5-1
J.9 @ Ferris State			2-1	0.29 @ #11 Notre Dame			2-3	F.4 Alaska	N.9 Northern Michigan		4-5
J.10 Ferris State			2-4	0.30 #11 Notre Dame	OT		2-2	F.10 Ohio State	N.10 Northern Michigan	OT	2-2
J.16 Alabama-Huntsville			4-3	N.5 #12 Michigan State			4-3	F.11 Ohio State	N.15 @ Denver		3-5
J.17 Alabama-Huntsville			5-1	N.6 #12 Michigan State			3-1	F.17 @ Lake Superior	N.16 @ Denver		0-1
J.23 @ Ohio State	OT		2-2	N.19 @ Ferris State			1-3	F.18 @ Lake Superior	N.22 @ Michigan State		2-0
J.24 @ Ohio State	OT		4-1	N.20 @ Ferris State	OT		2-2	F.24 Ferris State	N.23 Michigan State		4-1
J.30 Northern Michigan			5-6	N.26 #5 Miami			5-2	F.25 @ Ferris State	N.29 vs Northeastern%	OT	1-1
J.31 Northern Michigan			3-4	N.27 #5 Miami			1-5	M.9 Lake Superior\$	N.30 vs Alabama-Huntsville		1-0
F.5 @ Nebraska-Omaha	OT		1-1	D.3 @ Northern Michigan			1-3	M.10 Lake Superior\$	D.6 North Dakota		2-3
F.6 @ Nebraska-Omaha			5-0	D.4 @ Northern Michigan	OT		4-4	M.16 Miami%	D.7 North Dakota		2-3
F.13 Alaska			3-0	D.10 Lake Superior State			2-5	M.17 Michigan^	D.13 @ Minnesota-Duluth		5-3
F.14 Alaska			3-4	D.11 Lake Superior State			4-1	M.24 North Dakota&	D.14 @ Minnesota-Duluth		3-4
F.20 @ Lake Superior			4-7	D.18 #10 Union			2-1	# Exhibition	D.27 vs Michigan@	OT	3-2
F.21 @ Lake Superior			4-1	D.19 #10 Union			3-1	! at LC Walker Arena, Muskegon, Mich.	D.28 vs Michigan Tech@	OT	1-0
F.27 Bowling Green			5-2	J.7 @ #16 Alaska	OT		2-2	\$ CCHA Quarterfinals in Kalamazoo	J.10 Miami		5-4
F.28 Bowling Green			5-3	J.8 @ #16 Alaska			4-1	% CCHA Semifinals, Joe Louis Arena, Detroit	J.11 Miami		3-2
M.5 Lake Superior%			3-6	J.14 Ohio State			4-2	^ CCHA Championship, Joe Louis Arena, Detroit	J.17 @ St. Cloud	OT	5-5
M.6 Lake Superior%	2OT		4-3	J.15 Ohio State	OT		2-2	& NCAA Tournament 1st Round at Xcel Energy Center, Minneapolis. West Regional	J.18 @ St. Cloud		2-1
M.6 Lake Superior%			3-1	J.21 @ Lake Superior State	OT		2-2	CCHA, T-2nd, 14-10-4-4	J.31 Minnesota-Duluth		2-5
M.13 @ Michigan\$			2-5	J.22 @ Lake Superior State	OT		4-4		F.1 Minnesota-Duluth		1-3
M.14 @ Michigan\$			1-6	J.28 Northern Michigan			5-2		F.7 @ Miami		5-2
# Exhibition				J.29 Northern Michigan			6-1	2012-13 (19-11-8)	F.8 @ Miami		3-2
& Dodge Mariucci Classic				F.4 Bowling Green	OT		1-1	0.6 Western Ontario#	F.14 @ Colorado College	OT	4-4
%CCHA First Round				F.5 Bowling Green	OT		3-1	0.12 St. Lawrence	F.15 @ Colorado College		0-3
\$ CCHA Second Round				F.11 @ #12 Miami	OT		3-3	0.13 St. Lawrence	F.21 Nebraska-Omaha		1-5
CCHA, 14-13-1, 6th				F.12 @ #12 Miami			1-3	0.19 Canisius	F.22 Nebraska-Omaha		5-3
				F.18 @ #11 Michigan			3-6	0.20 Canisius	F.28 Denver		2-4
2009-10 (8-20-8)				F.19 @ #11 Michigan	OT		4-5	N.2 @ Notre Dame	M.1 Denver		3-1
0.7 Windsor (scrimmage)			n/a	F.25 #8 Notre Dame			2-3	N.4 @ Notre Dame	M.7 @ North Dakota		0-2
0.16 Mercyhurst			5-1	F.26 @ #8 Notre Dame			2-0	N.9 Bowling Green	M.8 @ North Dakota		2-1
0.17 Mercyhurst			4-3	M.11 Ferris State\$			1-3	N.10 @ Bowling Green	M.14 @ Minnesota-Duluth!		3-2
0.23 @ Alabama-Huntsville			2-1	M.12 Ferris State\$			3-1	N.16 @ Alaska	M.15 @ Minnesota-Duluth!		4-3
0.24 @ Alabama-Huntsville			2-1	M.13 Ferris State\$	OT		5-4	N.17 @ Alaska	M.21 vs. Denver\$		3-4
0.30 @ Michigan State			1-2	M.18 #4 Michigan%			5-2	N.30 Northern Michigan	M.22 vs. North Dakota#		0-5
0.31 Michigan State			3-5	M.19 #6 Miami^			2-5	D.1 Northern Michigan	^ Brice Alaska Goal Rush, Fairbanks, Alaska		
N.6 Lake Superior State	OT		3-3	M.26 #5 Denver@	2OT		2-3	D.7 Ferris State	% Shillelagh Tournament, South Bend, Ind,		
N.7 Lake Superior State			2-1	# Exhibition				D.8 Ferris State	@ Great Lakes Invitational, Comerica Park (outdoors), Detroit, Mich.		
N.13 @ Ohio State			2-4	\$ CCHA Quarterfinals in Kalamazoo				D.14 @ Michigan	! NCHC Quarterfinals, Duluth, Minn.		
N.14 @ Ohio State			2-4	% CCHA Semifinals in Detroit @ JLA				D.15 @ Michigan	\$ NCHC Semifinals, Minneapolis, Minn., Target Center		
N.20 Miami			0-3	^ CCHA Championship in Detroit @ JLA				D.29 vs. Michigan State&	# NCHC Consolation Game		
								D.30 vs. Michigan Tech%			

WMU HOCKEY YEAR-BY-YEAR RESULTS

2014-15 (14-18-6)			
0.4	Toronto#	OT	2-2
0.10	@ Canisius		2-4
0.11	@ Canisius		4-1
0.17	Nebraska-Omaha		2-5
0.18	Nebraska-Omaha		0-3
0.24	Alaska		0-1
0.25	Alaska		4-2
N.7	@ Denver		4-5
N.8	@ Denver		6-3
N.14	St. Cloud State		3-4
N.15	St. Cloud State	OT	1-1
N.21	@ Miami		0-1
N.22	@ Miami		2-5
N.28	vs. Ohio State!		6-2
N.29	vs. Union!		8-2
D.12	Colorado College	OT	3-2
D.13	Colorado College	OT	1-1
D.29	vs. Colgate@		1-2
D.30	vs. Penn State		4-1
J.9	Notre Dame		4-2
J.10	@ Notre Dame		4-3
J.17	@ Minnesota Duluth	OT	2-2
J.18	@ Minnesota Duluth		4-2
J.23	@ St. Cloud State		0-7
J.24	@ St. Cloud State		3-2
J.21	Miami	OT	3-3
F.7	vs. Miami\$		3-4
F.13	@ Nebraska-Omaha		2-1
F.14	@ Nebraska-Omaha		1-3
F.20	North Dakota		1-3
F.21	North Dakota	OT	2-3
F.27	@ Colorado College	OT	2-2
F.28	@ Colorado College		0-5
M.6	Minnesota Duluth		3-6
M.7	Minnesota Duluth		3-0
M.13	@ Miami%		3-5
M.14	@ Miami%		7-5
M.15	@ Miami%		0-4
#Exhibition			
! Shillelagh Tournament, South Bend, Ind.			
@ Three Rivers Classic, Pittsburgh, Pa.			
\$ Hockey City Classic, Soldier Field, WMU home			
% NCHC Quarterfinals, Oxford, Ohio			
NCHC, 6-13-5, 7th			

2015-16 (8-25-3)			
0.3	Lethbridge#		3-4
0.9	Ferris State		3-2
0.10	@ Ferris State	OT	1-1
0.13	Bowling Green		4-1
0.23	@ Clarkson		2-4
0.24	@ Clarkson		2-6
0.30	Omaha		4-2
0.31	Omaha		6-1
N.6	@ Miami		1-2
N.7	@ Miami		1-2
N.13	St. Cloud State		2-5
N.14	St. Cloud State		1-11
N.27	vs. RPI!		1-4
N.28	@ Notre Dame\$		1-3
D.4	@ Minnesota-Duluth		0-7
D.5	@ Minnesota-Duluth		2-6
D.11	Colorado College		7-3
D.12	Colorado College		5-2
D.30	@ Bowling Green%		1-0
J.8	@ Notre Dame		1-7
J.9	Notre Dame	OT	3-3
J.15	@ Denver		3-5
J.16	@ Denver	OT	2-2
J.22	@ St. Cloud State		2-8
J.23	@ St. Cloud State		3-7
J.29	North Dakota		0-2
J.30	North Dakota		1-2
F.12	@ Omaha		1-2
F.13	@ Omaha		3-6

F.19	Miami		1-4
F.20	Miami		4-1
F.26	Denver		1-5
F.27	Denver		1-4
M.4	@ North Dakota		1-8
M.5	@ North Dakota		4-5
M.11	@ St. Cloud State^	OT	3-4
M.12	@ St. Cloud State^		2-4
# Exhibition			
! Shillelagh Tournament at Notre Dame			
\$ Shillelagh Tournament 3rd Place Game			
% Played in Toledo at Huntington Center			
^ NCHC Quarterfinals at St. Cloud, Minn.			
NCHC, 5-18-1, 7th			

2016-17 (22-13-5)			
0.1	Toronto#		3-4
0.6	@ Ferris State		5-3
0.7	Ferris State		2-1
0.14	@ Bowling Green	OT	4-4
0.15	Bowling Green		8-2
0.28	@ Denver		1-3
0.29	@ Denver		2-4
N.4	Miami		6-3
N.5	Miami		5-2
N.11	@ Minnesota-Duluth		4-3
N.12	@ Minnesota-Duluth		0-2
N.18	Air Force	OT	5-5
N.19	Air Force		4-1
D.2	St. Cloud State		0-3
D.3	St. Cloud State	OT	5-5
D.9	@ North Dakota		1-5
D.10	@ North Dakota		3-1
D.29	vs. Michigan State\$		4-1
D.30	vs. Michigan Tech%	OT	1-0
J.13	Denver		3-0
J.14	Denver		2-7
J.20	Colorado College		4-2
J.21	Colorado College		3-0
J.27	@ Miami		2-1
J.28	@ Miami		3-4
F.3	Arizona State		4-2
F.4	Arizona State	OT	2-2
F.10	@ Omaha		7-6
F.11	@ Omaha		3-6
F.17	North Dakota		4-2
F.18	North Dakota		3-2
F.24	@ Colorado College	OT	3-3
F.25	@ Colorado College		5-1
M.3	Minnesota-Duluth		7-4
M.4	Minnesota-Duluth		3-6
M.11	Omaha^	OT	1-2
M.12	Omaha^		5-2
M.13	Omaha^	OT	2-1
M.17	vs. Minnesota-Duluth*		2-5
M.18	vs. Denver!		1-3
M.24	vs. Air Force&		4-5
#Exhibition			
\$Great Lakes Invitational Semifinal, Detroit.			
Mich./Joe Louis Arena			
%Great Lakes Invitational Final, Detroit. Mich./Joe Louis Arena			
^NCHC Quarterfinals, Kalamazoo, Mich.			
*NCHC Semifinal, Minneapolis, Minn./Target Center			
!NCHC Third Place Game, Minneapolis, Minn./Target Center			
&NCAA East Regional Semifinal, Providence, R.I./Dunkin Donuts Center			
NCHC 13-9-2, 3rd			

2017-18 (15-19-2)			
S.30	Wilfrid Laurier#		8-2
0.6	Ferris State		6-1
0.7	@ Ferris State		2-3
0.10	Bowling Green		3-1
0.13	Clarkson	OT	2-2

0.14	Clarkson		2-4
0.20	@ Michigan State		4-6
0.21	Michigan State		3-1
N.3	Denver		6-5
N.4	Denver		7-4
N.10	@ Minnesota-Duluth		0-3
N.11	@ Minnesota-Duluth		5-0
N.17	Omaha		4-1
N.18	Omaha		5-2
N.24	Colgate		5-3
N.25	Colgate		1-5
D.1	@ North Dakota		3-4
D.2	@ North Dakota		1-4
D.8	Miami		2-5
D.9	Miami	OT	4-3
D.28	@ Bowling Green		5-2
J.12	@ St. Cloud State		7-5
J.13	@ St. Cloud State		3-4
J.19	Colorado College	OT	3-2
J.20	Colorado College	OT	5-6
J.26	@ Omaha		2-6
J.27	@ Omaha		3-7
F.2	@ Miami		2-4
F.3	@ Miami		3-2
F.16	St. Cloud State	5-5 (OTL)	
F.17	St. Cloud State		2-4
F.23	Minnesota-Duluth		0-8
F.24	Minnesota-Duluth		1-6
M.2	@ Colorado College		1-2
M.3	@ Colorado College		8-2
M.9	@ Minnesota-Duluth^		0-5
M.10	@ Minnesota-Duluth^		0-2
#Exhibition			
^NCHC Quarterfinals, Duluth, Minn.			
NCHC 10-13-1, t-5th			

2018-19 (21-15-1)			
0.6	Lethbridge#		4-1
0.9	Bowling Green		2-6
0.12	@ Ferris State		4-3
0.13	Ferris State		5-0
0.19	@ Michigan		5-6
0.20	Michigan		4-3
0.23	@ Bowling Green		1-4
N.2	@ Denver		2-5
N.3	@ Denver	OT	3-4
N.9	Omaha		7-2
N.10	Omaha		2-4
N.16	@ North Dakota		2-0
N.17	@ North Dakota		6-2
N.30	Niagara		3-2
D.1	Niagara		7-3
D.7	Minnesota-Duluth		3-2
D.8	Minnesota-Duluth	OT 1-1 (SOW)	
J.4	vs. UCONN\$		5-1
J.5	vs. Air Force%		5-1
J.11	Miami		4-3
J.12	Miami		3-2
J.18	@ St. Cloud State		0-3
J.19	@ St. Cloud State		3-5
J.25	Denver		3-1
J.26	Denver		5-1
F.1	@ Omaha		4-3
F.2	@ Omaha		3-6
F.15	North Dakota		1-5
F.16	North Dakota		4-2
F.22	@ Colorado College	OT	5-4
F.23	@ Colorado College		2-8
M.1	St. Cloud State		4-5
M.2	St. Cloud State		2-8
M.8	@ Miami		5-1
M.9	@ Miami		6-1
M.16	Colorado College^		1-2
M.17	Colorado College^		5-2
M.18	Colorado College^		2-3
#Exhibition			

\$Ice Vegas Invitational Semifinal, Las Vegas, Nev./T-Mobile Arena
 %Ice Vegas Invitational Finals, Las Vegas, Nev./T-Mobile Arena
 ^NCHC Quarterfinals, Kalamazoo, Mich.
 NCHC: 13-10-1, 3rd

2019-20 (18-13-5, shortened due to COVID-19)			
0.5	NAIT#		6-1
0.11	vs. Ohio State%	OT 2-2 (SOL)	
0.12	vs. Bowling Green\$		5-2
0.18	@ Bowling Green		1-2
0.19	Bowling Green		1-2
0.25	@ Michigan		0-4
0.26	Michigan		4-1
N.1	@ Colorado College		6-3
N.2	@ Colorado College	OT 4-4 (SOW)	
N.8	Ferris State		4-2
N.9	@ Ferris State		8-2
N.15	Omaha		3-2
N.16	Omaha		3-6
N.22	@ Denver		2-1
N.23	@ Denver		1-6
D.6	North Dakota	OT	0-1
D.7	North Dakota		2-8
J.3	@ Notre Dame	OT	1-1
J.5	Notre Dame		1-4
J.10	@ Minnesota-Duluth		3-6
J.11	@ Minnesota-Duluth	OT 3-3 (SOW)	
J.17	Colorado College		5-2
J.18	Colorado College		6-2
J.24	St. Cloud State		6-2
J.25	St. Cloud State		6-2
J.31	@ Omaha		5-2
F.1	@ Omaha		2-4
F.7	RPI		8-4
F.8	RPI		6-2
F.14	@ Miami	OT	2-2
F.15	@ Miami		4-1
F.21	Minnesota-Duluth		5-3
F.22	Minnesota-Duluth		1-2
F.28	@ North Dakota		1-2
F.29	@ North Dakota	OT	1-2
M.6	Miami		5-2
M.7	Miami		8-4
% Ice Beaker Tournament Semifinal, Huntington Center, Toledo, Ohio			
\$ Ice Breaker Tournament Third Place Game, Huntington Center, Toledo, Ohio			
#Exhibition			
NCHC: 12-9-3, 4th (season postponed before start of playoffs)			

2020-21 (10-12-3, shortened due to COVID-19)			
D.1	St. Cloud State!		3-4
D.3	Omaha!		10-2
D.6	North Dakota!		2-8
D.8	Colorado College!	OT 3-3 (SOL)	
D.9	St. Cloud State!		2-1
D.11	Colorado College!		2-5
D.13	North Dakota!		3-6
D.15	Denver!		2-3
D.18	Omaha!		5-6
D.19	Denver!		3-3
J.2	Miami		1-3
J.3	Miami		1-5
J.8	@ Miami		4-1
J.9	@ Miami		3-3
J.15	St. Cloud State		6-2
J.16	St. Cloud State		3-1
J.23	@ Minnesota Duluth		1-5
J.24	@ Minnesota Duluth		1-4
F.5	@ St. Cloud State		1-5
F.6	@ St. Cloud State		5-4
F.12	Minnesota Duluth		4-0
F.13	Minnesota Duluth		4-1

WMU HOCKEY YEAR-BY-YEAR RESULTS

F.26	Miami	5-2	D.3	@ Omaha	1-3	#Exhibition		
F.28	Miami	4-2	D.9	North Dakota	OT 2-2 (SOL)	NCHC: 11-13-0, 6th		
M.13	vs. Minnesota Duluth^	4-5	D.10	North Dakota	0-3			
^NCHC Quarterfinals, Grand Forks, N.D.								
NCHC: 10-11-3, 6th								
2021-22 (26-12-1)								
0.2	@ Ohio State#	3-1	J.20	@ Colorado College	4-1	0.17	Bowling Green	6-2
0.8	Ferris State	4-0	J.21	@ Colorado College	4-1	0.19	York#	8-0
0.9	@ Ferris State	4-3	J.27	Omaha	6-1	0.26	@ Boston College	2-4
0.22	@ Michigan	5-2	J.28	Omaha	0-2	N.8	@ Omaha	2-1
0.23	Michigan	2-3	F.3	@ Minnesota Duluth	OT 3-2	N.9	@ Omaha	4-2
0.29	@ Colgate	6-5	F.4	@ Minnesota Duluth	4-1	N.15	Colorado College	OT 3-2
0.30	@ Colgate	2-1	F.17	Colorado College	4-1	N.16	Colorado College	OT 3-3
N.5	Minnesota Duluth	4-3	F.18	Colorado College	2-1	N.22	@ Minnesota Duluth	5-2
N.6	Minnesota Duluth	0-3	F.24	Denver	2-5	N.23	@ Minnesota Duluth	4-1
N.12	@ Denver	3-5	F.25	Denver	1-3	N.29	Michigan	4-1
N.13	@ Denver	2-5	M.3	@ Miami	5-0	N.30	@ Michigan	1-2
N.19	St. Cloud State	6-2	M.4	@ Miami	OT 5-4	D.6	Denver	3-2
N.20	St. Cloud State	4-0	M.10	Colorado College^	1-3	D.7	Denver	OT 2-3
N.26	@ St. Lawrence	8-2	M.11	Colorado College^	OT 2-3	D.29	vs. Michigan Tech%	OT 4-3
N.27	@ St. Lawrence	5-1	M.23	vs. Boston University&	1-5	D.30	vs. Michigan State%	1-3
D.3	@ Miami	6-3	\$ Music City Hockey Classic, Ford Ice Center Bellevue, Nashville, Tenn.			J.3	Alaska Anchorage	4-1
D.4	@ Miami	5-3	% Great Lakes Invitational, Grand Rapids, Mich., Van Andel Arena			J.4	Alaska Anchorage	5-2
D.10	Omaha	4-2	^ NCHC Quarterfinals, Kalamazoo, Mich.			J.17	@ North Dakota	OT 3-2
D.11	Omaha	0-1	& NCAA Regional Semifinal, SNHU Arena, Manchester, NH			J.18	@ North Dakota	5-1
D.29	Michigan State\$	3-1	NCHC: 15-8-1, 2nd			J.24	Miami	8-3
J.21	North Dakota	4-1	2023-24 (21-16-1)					
J.22	North Dakota	2-0	0.5	@ US-Under 18 Team#	9-4	F.14	Omaha	OT 5-4
J.28	@ Minnesota Duluth	4-5	0.12	Ferris State	6-4	F.15	Omaha	6-1
J.29	@ Minnesota Duluth	OT 3-2	0.13	@ Ferris State	OT 3-3	F.21	@ Arizona State	3-5
F.4	@ Colorado College	8-2	0.20	@ Bowling Green	5-2	F.22	@ Arizona State	OT 4-3
F.5	@ Colorado College	5-4	0.21	Bowling Green	5-2	F.28	North Dakota	6-4
F.12	@ St. Cloud State	5-5	N.3	@ Omaha	5-2	M.1	North Dakota	OT 3-4
F.13	@ St. Cloud State	1-4	N.4	@ Omaha	OT 2-3	M.7	@ Miami	8-3
F.18	Denver	1-4	N.10	St. Cloud State	2-3	M.8	@ Miami	5-2
F.19	Denver	6-4	N.11	St. Cloud State	0-3	M.14	St. Cloud State^	6-2
F.25	@ North Dakota	1-2	N.17	@ Colorado College	3-1	M.15	St. Cloud State^	6-2
F.26	@ North Dakota	2-5	N.18	@ Colorado College	4-0	M.21	vs. North Dakota\$	4-2
M.4	Miami	5-3	N.24	St. Lawrence	5-1	M.22	vs. Denver\$	2OT 4-3
M.5	Miami	3-0	N.25	St. Lawrence	4-0	M.27	vs. Minnesota State&	2OT 2-1
M.11	Omaha^	4-2	D.1	Lindenwood	3-1	M.29	vs. UMass&	2-1
M.12	Omaha^	OT 5-4	D.2	Lindenwood	5-1	A.10	vs. Denver!	2OT 3-2
M.18	vs. North Dakota%	4-2	D.8	Denver	7-3	A.12	vs. Boston University!	6-2
M.19	vs. Minnesota Duluth%	0-3	D.9	Denver	OT 5-6	% Great Lakes Invitational, Van Andel Arena, Grand Rapids, Mich.		
M.25	vs. Northeastern&	OT 2-1	D.30	Western Ontario#	6-2	^ NCHC Quarterfinals, Lawson Arena, Kalamazoo, Mich.		
M.27	vs. Minnesota&	0-3	J.5	@ Lindenwood	3-2	\$ NCHC Frozen Faceoff, Xcel Center, St. Paul, Minn.		
\$ Great Lakes Invitational Showcase, East Lansing, Mich.								
^ NCHC Quarterfinals, Kalamazoo, Mich.								
% NCHC Frozen Faceoff, Xcel Energy Center, St. Paul, Minn.								
& NCAA Regional Semifinal, DCU Center, Worcester, Mass.								
#Exhibition								
NCHC: 14-9-1, 3rd								
2022-23 (23-15-1)								
0.1	@ Alaska Anchorage	1-3	J.12	@ Miami	4-1	! NCAA Frozen Four, Enterprise Center, St. Louis, Mo.		
0.2	@ Alaska Anchorage	4-1	J.13	@ Miami	3-4	#Exhibition		
0.8	@ Ferris State	6-4	J.19	Minnesota Duluth	3-6	NCHC: 19-4-1, 1st		
0.13	Bowling Green	4-1	J.20	Minnesota Duluth	5-2			
0.14	@ Bowling Green	8-2	J.26	Colorado College	OT 1-2			
0.21	@ Notre Dame	0-2	J.27	Colorado College	OT 1-2			
0.22	Notre Dame	4-0	F.2	@ Denver	2-3			
0.28	@ Michigan	4-5	F.3	@ Denver	7-2			
0.29	Michigan	OT 5-6	F.9	Omaha	6-1			
N.4	Miami	7-1	F.10	Omaha	OT 2-3			
N.5	Miami	5-2	F.23	@ St. Cloud State	OT 4-3			
N.11	@ St. Cloud State	4-2	F.24	@ St. Cloud State	0-3			
N.12	@ St. Cloud State	1-4	M.1	@ North Dakota	3-5			
N.18	Minnesota Duluth	4-5	M.2	@ North Dakota	0-3			
N.19	Minnesota Duluth	5-3	M.8	Miami	3-2			
N.25	vs. Northeastern\$	6-4	M.9	Miami	6-1			
D.2	@ Omaha	6-7	M.15	@ St. Cloud State^	2-5			
			M.16	@ St. Cloud State^	6-1			
			M.17	@ St. Cloud State^	1-5			
			M.29	vs. Michigan State&	OT 4-5			
^ NCHC Quarterfinals, St. Cloud, Minn.								
& NCAA Regional Semifinal, Centene Community Ice Center, Maryland Heights, Mo.								

WMU HOCKEY ALL-TIME POST-SEASON RESULTS

YEAR	OPPONENT	W/L SCORES	ROUND	SITE	Minnesota Duluth	L	0-3	Championship	St. Paul	
1973-74	Lake Superior State	L 2-6	Semifinal	St. Louis	Northeastern (NCAA)	W	2-1 (OT)	First Round	Worcester	
	Bowling Green	L 4-11	Consolation	St. Louis	Minnesota (NCAA)	L	0-3	Regional Final	Worcester	
1974-75	St. Louis	L 2-5	Semifinal	St. Louis	2022-23	Colorado College	L	1-3, 2-3 (OT)	Quarterfinal	Kalamazoo
1975-76	Bowling Green	W 3-2 (2 OT)	Semifinal	Bowling Green	Boston University (NCAA)	L	1-5	First Round	Manchester	
	St. Louis*	L 2-2, 2-13	Championship	St. Louis	2023-24	St. Cloud State	L	2-5, 6-1, 1-5	First Round	St. Cloud
1976-77	St. Louis	L 2-3, 4-11	Semifinal	St. Louis	Michigan State (NCAA)	L	4-5 (OT)	First Round	Maryland Heights	
1983-84	Northern Michigan*	W 3-2, 4-4	Quarterfinal	Marquette	2024-25	St. Cloud State	W	6-2, 6-2	Quarterfinal	Kalamazoo
	Bowling Green	W 4-3 (2 OT)	Semifinal	Detroit/JLA	North Dakota	W	4-2	Semifinal	St. Paul	
	Michigan State	L 0-5	Championship	Detroit/JLA	Denver	W	4-3 (2OT)	Championship	St. Paul	
1984-85	Ohio State*	L 2-4, 5-4 (OT)	Quarterfinal	Kalamazoo	Minnesota State (NCAA)	W	2-1 (2OT)	First Round	Fargo	
1985-86	Ferris State	W 4-3, 12-2	Quarterfinal	Kalamazoo	UMass (NCAA)	W	2-1	Regional Final	Fargo	
	Bowling Green	W 4-3 (3 OT)	Semifinal	Detroit/JLA	Denver (NCAA)	W	3-2 (2OT)	Semifinal	St. Louis	
	Michigan State	W 3-1	Championship	Detroit/JLA	Boston University (NCAA)	W	6-2	Championship	St. Louis	
	Harvard (NCAA)*	L 2-4, 2-7	First Round	Cambridge						
1986-87	Illinois at Chicago	W 3-2 (OT), 4-6, 5-1	Quarterfinal	Chicago						
	Michigan State	L 3-6	Semifinal	Detroit/JLA						
	Ohio State	L 4-7	Consolation	Detroit/JLA						
1987-88	Michigan	W 4-5, 4-3, 10-0	Quarterfinal	Kalamazoo						
	Lake Superior State	L 4-5 (OT)	Semifinal	Detroit/JLA						
	Michigan State	L 6-9	Consolation	Detroit/JLA						
1988-89	Illinois at Chicago	L 4-8, 6-4, 2-6	Quarterfinal	Chicago						
1989-90	Michigan	L 3-5, 2-8	Quarterfinal	Ann Arbor						
1990-91	Michigan State	W 4-3, 4-2	Quarterfinal	Kalamazoo						
	Lake Superior State	L 4-11	Semifinal	Detroit/JLA						
	Ferris State	W 2-1 (OT)	Consolation	Detroit/JLA						
1991-92	Miami	L 1-3, 3-4 (OT)	Quarterfinal	Kalamazoo						
1992-93	Bowling Green	L 4-5, 3-6	First Round	Kalamazoo						
1993-94	Notre Dame	W 6-3, 7-1	First Round	Kalamazoo						
	Miami	W 4-3	Quarterfinal	Detroit/JLA						
	Michigan	L 4-6	Semifinal	Detroit/JLA						
	Wisconsin (NCAA)	L 3-6	First Round	Albany						
1994-95	Lake Superior State	L 2-7, 0-5	Quarterfinal	Sault Ste. Marie						
1995-96	Bowling Green	L 1-8, 1-3	Quarterfinal	Kalamazoo						
	Clarkson (NCAA)	L 1-6	First Round	Albany						
1996-97	Michigan State	L 1-4, 1-3	Quarterfinal	East Lansing						
1999-00	Michigan	L 2-4, 2-6	Quarterfinal	Ann Arbor						
2000-01	Northern Michigan	L 2-3 (OT), 9-7, 4-5 (OT)	Quarterfinal	Marquette						
2001-02	Ohio State	L 2-3 (OT), 1-3	First Round	Kalamazoo						
2002-03	Northern Michigan	L 3-8, 4-6	First Round	Marquette						
2003-04	Notre Dame	L 2-4, 4-0, 4-5 (OT)	First Round	South Bend						
2004-05	Northern Michigan	L 2-1, 2-4, 1-4	First Round	Marquette						
2005-06	Lake Superior State	W 3-2 (OT), 1-0	First Round	Sault Ste. Marie						
	Miami	L 1-4, 4-5 (OT)	Quarterfinal	Oxford						
2006-07	Alaska	L 2-3 (OT), 6-2, 1-3	First Round	Kalamazoo						
2007-08	Ferris State	L 3-4 (OT), 3-6	First Round	Big Rapids						
2008-09	Lake Superior State	W 3-6, 4-3 (2OT), 3-1	First Round	Kalamazoo						
	Michigan	L 2-5, 1-6	Quarterfinal	Ann Arbor						
2009-10	Alaska	L 0-4, 1-4	First Round	Fairbanks						
2010-11	Ferris State	W 1-3, 3-1, 5-4 (OT)	Quarterfinal	Kalamazoo						
	Michigan	W 5-2	Semifinal	Detroit/JLA						
	Miami	L 2-5	Final	Detroit/JLA						
	Denver (NCAA)	L 2-3 (2OT)	First Round	Green Bay						
2011-12	Lake Superior	W 4-2, 5-2	Quarterfinal	Kalamazoo						
	Miami	W 6-2	Semifinal	Detroit/JLA						
	Michigan	W 3-2	Final	Detroit/JLA						
	North Dakota (NCAA)	L 1-3	First Round	Minneapolis						
2012-13	Michigan	L 3-4, 1-5	Quarterfinal	Kalamazoo						
2013-14	Minnesota-Duluth	W 3-2, 4-3	Quarterfinal	Duluth						
	Denver	L 3-4	Semifinal	Minneapolis						
	North Dakota	L 0-5	Consolation	Minneapolis						
2014-15	Miami	L 3-5, 7-5, 0-4	Quarterfinal	Oxford						
2015-16	St. Cloud State	L 3-4, 2-4	Quarterfinal	St. Cloud						
2016-17	Omaha	W 1-2, 5-2, 2-1	Quarterfinal	Kalamazoo						
	Minnesota-Duluth	L 2-5	Semifinal	Minneapolis						
	Denver	L 1-3	Consolation	Minneapolis						
	Air Force (NCAA)	L 4-5	First Round	Providence						
2017-18	Minnesota-Duluth	L 0-5, 0-2	Quarterfinal	Duluth						
2018-19	Colorado College	L 1-2, 5-2, 2-3	Quarterfinal	Kalamazoo						
2019-20	Postseason Cancelled Due to COVID-19									
2020-21	Minnesota-Duluth	L 4-5	Quarterfinal	Grand Forks						
2021-22	Omaha	W 4-2, 5-4 (OT)	Quarterfinal	Kalamazoo						
	North Dakota	W 4-2	Semifinal	St. Paul						

*total goals series

- CCHA Playoffs ended in 2012-13

- NCHC Playoffs began in 2013-14

WMU HOCKEY ALL-TIME NCHC OPPONENT RESULTS

ARIZONA STATE

All-Time 2-1-1
Home 1-0-1
Away 1-1-0

Location	Date	Result
Home	2/3/17	4-2, W
Home	2/4/17	2-2, T
Away	2/21/25	3-5, L
Away	2/22/25	4-3 (OT), W

COLORADO COLLEGE

All-Time 25-15-7
Home 14-7-2
Away 11-7-4
Neutral 0-1-1

Location	Date	Result
Away	12/20/02	4-8, L
Away	12/21/02	1-3, L
Home	11/1/13	3-2 (OT), W
Home	11/2/13	5-1, W
Away	2/14/14	4-4, T
Away	2/15/14	0-3, L
Home	12/12/14	3-2, W
Home	12/13/14	1-1, T (SOW)
Away	2/27/15	2-2, T (SOW)
Away	2/28/15	0-5, L
Home	12/11/15	7-3, W
Home	12/12/15	5-3, W
Home	1/20/17	4-2, W
Home	1/21/17	3-0, W
Away	2/24/17	3-3, T
Away	2/25/17	5-1, W
Home	1/19/18	3-2, W
Home	1/20/18	5-6, L
Away	3/2/18	1-2, L
Away	3/3/18	8-2, W
Away	2/22/19	5-4 (OT), W
Away	2/23/19	2-8, L
Home	3/16/19	1-2, L
Home	3/17/19	5-2, W
Home	3/18/19	2-3, L
Away	11/1/19	6-3, W
Away	11/2/19	4-4, T
Home	1/17/20	5-2, W
Home	1/18/20	6-2, W
Neutral	12/8/20	3-3, T (SOL)
Neutral	12/11/20	2-5, L
Away	2/4/22	8-2, W
Away	2/5/22	5-4, W
Away	1/20/23	4-1, W
Away	1/21/23	4-1, W
Home	2/17/23	4-1, W
Home	2/18/23	2-1, W
Home	3/10/23	1-3, L
Home	3/11/23	2-3 (OT), L
Away	11/17/23	3-1, W
Away	11/18/23	4-0, W
Home	1/26/24	1-2 (OT), L
Home	1/27/24	1-2 (OT), L
Home	11/15/24	3-2 (OT), W

Home 11/16/24 1-1 (OT), T
Away 1/31/25 4-1, W
Away 2/1/25 2-3 (OT), L

DENVER

All-Time 17-26-2
Home 12-8-0
Away 3-14-1
Neutral 2-4-1

Location	Date	Result
Away	11/26/82	1-5, L
Away	11/27/82	4-10, L
Home	11/25/83	4-3, W
Home	11/26/83	3-2, W
Neutral	3/26/11	2-3 (2OT), L
Away	11/15/13	3-5, L
Away	11/16/13	0-1, L
Home	2/28/14	2-4, L
Home	3/1/14	3-1, W
Neutral	3/21/14	3-4, L
Away	11/7/14	4-5, L
Away	11/8/14	6-3, W
Away	1/15/16	3-5, L
Away	1/16/16	2-2, T
Home	2/26/16	1-5, L
Home	2/27/16	4-1, W
Away	10/28/16	1-3, L
Away	10/29/16	2-4, L
Home	1/13/17	3-0, W
Home	1/14/17	2-7, L
Neutral	3/18/17	1-3, L
Home	11/3/17	6-5, W
Home	11/4/17	7-4, W
Away	11/2/18	2-5, L
Away	11/3/18	3-4 (OT), L
Home	1/25/19	3-1, W
Home	1/26/19	5-1, W
Away	11/22/19	2-1, W
Away	11/23/19	1-6, L
Neutral	12/15/20	2-3, L
Neutral	12/19/20	3-3, T
Away	11/12/21	3-5, L
Away	11/13/21	2-5, L
Home	2/18/22	1-4, L
Home	2/19/22	6-4, W
Home	2/24/23	2-5, L
Home	2/25/23	1-3, L
Home	12/8/23	7-3, W
Home	12/9/23	5-6 (OT), L
Away	2/2/24	2-3, L
Away	2/3/24	7-2, W
Home	12/6/24	3-2, W
Home	12/7/24	2-3 (OT), L
Neutral	3/22/25	4-3 (2OT), W
Neutral	4/10/25	3-2 (2OT), W

MIAMI

All-Time 88-71-13
Home 48-27-7
Away 37-42-6
Neutral 3-2-0

Location	Date	Result
Home	1/26/79	4-2, W
Home	1/27/79	6-2, W
Away	11/2/79	3-2 (OT), W
Away	11/3/79	5-4, W
Home	11/30/79	5-4, W
Home	12/1/79	8-3, W
Home	11/7/80	10-4, W
Home	11/8/80	3-2, W
Away	12/12/80	6-2, W
Away	12/13/80	0-4, L
Home	10/23/81	0-2, L
Home	10/24/81	6-3, W
Away	1/22/82	3-5, L
Away	1/23/82	4-5, L
Away	11/12/82	6-3, W
Away	11/13/82	3-4 (OT), L
Home	2/25/83	4-5, L
Home	2/26/83	4-5, L
Away	11/18/83	8-3, W
Away	11/19/83	6-2, W
Home	2/17/84	4-3, W
Home	2/18/84	4-5, L
Away	11/23/84	4-7, L
Away	11/24/87	6-3, W
Home	2/8/85	5-2, W
Home	2/9/85	3-3 (OT), T
Home	11/22/85	6-5 (OT), W
Home	11/23/85	8-4, W
Away	2/7/86	4-3, W
Away	2/8/86	8-4, W
Home	10/10/86	6-1, W
Home	10/11/86	5-6, L
Away	2/20/87	2-5, L
Away	2/21/87	5-3, W
Away	10/9/87	5-2, W
Away	10/10/87	9-2, W
Neutral	1/3/88	10-6, W
Home	2/26/88	6-2, W
Home	2/27/88	4-2, W
Away	11/18/88	4-3, W
Away	11/19/88	2-3 (OT), L
Home	1/27/89	2-4, L
Home	1/28/89	5-7, L
Home	11/17/89	3-6, L
Home	11/18/89	6-3, W
Away	1/26/90	11-5, W
Away	1/27/90	6-7, L
Away	11/30/90	5-3, W
Away	12/1/90	5-0, W
Home	2/1/91	8-3, W
Home	2/2/91	7-2, W
Away	1/31/92	4-1, W
Away	2/1/92	6-3, W
Home	2/28/92	2-3, L
Home	2/29/92	3-3 (OT), T
Home	3/13/92	1-3, L
Home	3/14/92	3-4 (OT), L
Away	1/23/93	2-3, L
Home	2/12/93	2-5, L
Home	2/13/93	7-6, W
Home	11/20/93	6-4, W

WMU HOCKEY ALL-TIME NCHC OPPONENT RESULTS

Home	Date	Score	Location	Date	Result	Location	Date	Result
Home	10/17/03	5-1, W						
Home	10/18/03	2-2 (OT), T						
Away	1/16/04	5-4, W						
Away	1/17/04	3-2, W						
Away	10/22/04	3-7, L						
Away	10/23/04	3-4 (OT), L						
Home	2/24/06	5-5 (OT), T						
Home	2/25/06	6-3, W						
Away	10/27/06	5-7, L						
Away	10/28/06	0-6, L						
Home	1/5/08	3-6, L						
Home	1/6/08	2-4, L						
Home	11/7/08	2-2 (OT), T						
Home	11/8/08	2-5, L						
Away	2/6/09	1-1 (OT), T						
Away	2/7/09	5-0, W						
Away	11/27/09	3-4, L						
Away	11/28/09	2-4, L						
Home	2/21/14	1-5, L						
Home	2/22/14	5-3, W						
Home	10/17/14	2-5, L						
Home	10/18/14	0-3, L						
Away	2/13/15	2-1, W						
Away	2/14/15	1-3, L						
Home	10/30/15	4-2, W						
Home	10/31/15	6-1, W						
Away	2/12/16	1-2, L						
Away	2/13/16	3-6, L						
Away	2/10/17	7-6, W						
Away	2/11/17	3-6, L						
Home	3/10/17	1-2, L						
Home	3/11/17	5-2, W						
Home	3/12/17	2-1, W						
Home	11/17/17	4-1, W						
Home	11/18/17	5-2, W						
Away	1/26/18	2-6, L						
Away	1/27/18	3-7, L						
Home	11/9/18	7-2, W						
Home	11/10/18	2-4, L						
Away	2/1/19	4-3, W						
Away	2/2/19	3-6, L						
Home	11/15/19	3-2, W						
Home	11/16/19	3-6, L						
Away	1/31/20	5-2, W						
Away	2/1/20	2-4, L						
Away	12/3/20	10-2, W						
Away	12/18/20	5-6, L						
Home	12/10/21	4-2, W						
Home	12/11/21	0-1, L						
Home	3/11/22	4-2, W						
Home	3/12/22	5-4 (OT), W						
Away	12/2/22	6-7, L						
Away	12/3/22	1-3, L						
Home	1/27/23	6-1, W						
Home	1/28/23	0-2, L						
Away	11/3/23	5-2, W						
Away	11/4/23	2-3 (OT), L						
Home	2/9/24	6-1, W						
Home	2/10/24	2-3 (OT), L						
Away	11/8/24	2-1, W						
Away	11/9/24	4-2, W						
Home	2/14/25	5-4 (OT), W						
Home	2/15/25	6-1, W						

NORTH DAKOTA

All-Time 16-30-1
Home 6-13-1
Away 8-14-0
Neutral 2-4-0

Location	Date	Result
Home	1/3/97	3-6, L
Home	1/4/97	3-5, L
Away	1/2/98	5-12, L
Away	1/3/98	1-5, L
Neutral	3/24/12	1-3, L
Home	12/6/13	2-3, L
Home	12/7/13	2-3, L
Away	3/7/14	0-2, L
Away	3/8/14	2-1, W
Neutral	3/22/14	0-5, L
Home	2/20/15	1-3, L
Home	2/21/15	2-3, L
Home	1/29/16	0-2, L
Home	1/30/16	1-2, L
Away	3/4/16	1-8, L
Away	3/5/16	4-5, L
Away	12/9/16	1-5, L
Away	12/10/16	3-1, W
Home	2/17/17	4-2, W
Home	2/18/17	3-2, W
Away	12/1/17	3-4, L
Away	12/2/17	1-4, L
Away	11/16/18	2-0, W
Away	11/17/18	6-2, W
Home	2/15/19	1-5, L
Home	2/16/19	4-2, W
Home	12/6/19	0-1, L
Home	12/7/19	2-8, L
Away	2/28/20	1-3, L
Away	2/29/20	1-2, L
Neutral	12/6/20	2-8, L
Neutral	12/13/20	3-6, L
Home	1/21/22	4-1, W
Home	1/22/22	2-0, W
Away	2/25/22	1-2, L
Away	2/26/22	2-5, L
Neutral	3/18/22	4-2, W
Home	12/9/22	2-2, T
Home	12/10/22	0-3, L
Away	1/13/23	4-0, W
Away	1/14/23	7-6, W
Away	3/1/24	3-5, L
Away	3/2/24	0-3, L
Away	1/17/25	3-2 (OT), W
Away	1/18/25	5-1, W
Home	2/28/25	6-4, W
Home	3/1/25	3-4 (OT), L
Neutral	3/21/25	4-2, W

ST. CLOUD STATE

All-Time 19-25-5
Home 11-9-4
Away 7-15-1
Neutral 1-1-0

WMU HOCKEY ALL-TIME OPPONENTS RESULTS

AIR FORCE

All-Time 4-4-1
Home 2-1-1
Away 1-2-0
Neutral 1-1-0

Location	Date	Result
Home	2/6/76	5-7, L
Home	2/7/76	6-2, W
Away	2/4/77	3-7, L
Away	2/5/77	9-8, W
Away	1/23/88	2-5, L
Home	11/18/16	5-5, T
Home	11/19/16	4-1, W
Neutral	3/24/17	4-5, L
Neutral	1/5/19	4-1, W

ALASKA-ANCHORAGE

All-Time 5-3-0
Home 3-1-0
Away 1-1
Neutral 1-1-0

Location	Date	Result
Home	10/21/88	4-6, L
Home	10/22/88	6-3, W
Neutral	12/28/88	4-5 (OT), L
Neutral	10/18/13	6-2, W
Away	10/1/22	1-3, L
Away	10/2/22	4-1, W
Home	1/3/25	4-1, W
Home	1/4/25	5-2, W

ALASKA-FAIRBANKS

All-Time: 27-22-8
Home: 16-10-1
Away: 11-12-7

Location	Date	Result
Away	1/2/93	4-3, W
Away	1/3/93	2-5, L
Away	11/26/94	3-0, W
Away	2/28/96	3-8, L
Away	3/1/96	7-0, W
Away	3/2/96	6-3, W
Home	11/15/96	4-2, W
Home	11/16/96	3-5, L
Home	1/11/97	3-1, W
Away	2/27/98	4-4 (OT), T
Away	2/28/98	8-1, W
Away	3/1/98	1-4, L
Home	1/8/99	3-2, W
Home	1/9/99	1-4, L
Home	2/5/99	6-3, W
Home	1/7/00	3-2, W
Home	1/8/00	2-3, L
Away	10/13/00	4-4 (OT), T
Away	10/14/00	8-5, W
Home	10/12/01	3-7, L
Home	10/13/01	5-4 (OT), W
Away	1/18/02	2-2 (OT), T
Away	1/19/02	3-6, L
Away	1/24/03	6-4, W
Away	1/25/03	6-2, W
Away	11/7/03	4-5 (OT), L
Away	11/8/03	0-4, L
Home	1/9/04	4-2, W
Home	1/10/04	5-4, W
Home	10/15/04	5-4, W
Home	10/16/04	3-5, L
Away	2/17/06	1-1 (OT), T
Away	2/18/06	3-5, L
Home	2/9/07	2-1, W
Home	2/10/07	3-1, W
Home	3/2/07	2-3, L
Home	3/3/07	6-2, W

Home	3/4/07	1-3, L
Away	2/1/08	2-3 (OT), L
Away	2/2/08	2-3, L
Away	12/19/08	3-6, L
Away	12/20/08	3-2 (OT), W
Home	2/13/09	3-0, W
Home	2/14/09	3-4, L
Home	12/5/09	3-1, W
Home	12/6/09	4-4, T
Away	3/5/10	0-4, L
Away	3/6/10	1-4, L
Away	1/7/11	2-2, T
Away	1/8/11	2-0 W
Away	10/21/11	4-1, W
Away	10/22/11	2-2, T
Home	2/3/12	2-1, W
Home	2/4/12	1-4, L
Away	10/19/13	3-3 (OT), T
Home	10/24/14	0-1, L
Home	10/25/14	4-2, W

BEMIDJI STATE

All-Time 3-2-1
Home 1-1-0
Away 2-1-1

Location	Date	Result
Away	12/17/04	4-3 (OT), W
Away	12/18/04	2-4, L
Home	2/10/06	1-6, L
Home	2/11/06	5-4 (OT), W
Away	1/4/13	6-0, W
Away	1/5/13	2-2, T

BENTLEY

All-Time 2-0-0
Home 2-0-0

Location	Date	Result
Home	10/19/07	5-2, W
Home	10/20/07	3-1, W

BOSTON COLLEGE

All-Time 0-1-0
Away 0-1-0

Location	Date	Result
Away	10/26/24	2-4, L

BOSTON UNIVERSITY

All-Time 1-4-0
Away 0-2-0
Neutral 1-2-0

Location	Date	Result
Away	12/29/83	3-8, L
Away	12/30/83	2-5, L
Neutral	12/30/94	2-5, L
Neutral	3/23/23	1-5, L
Neutral	4/12/25	6-2, W

BOWLING GREEN

All-Time 64-78-8
Home 37-34-4
Away 22-43-4
Neutral 5-1-0

Location	Date	Result
Away	2/1/74	3-11, L
Home	2/2/74	1-10, L
Neutral	3/10/74	3-10, L
Home	12/17/74	8-2, W
Away	2/8/75	3-2 (OT), W
Home	11/19/75	2-6, L
Home	1/30/76	3-6, L

Away	1/31/76	3-6, L
Away	2/18/76	2-4, L
Away	3/10/76	3-2 (20T), W
Away	11/16/76	2-5, L
Home	2/1/77	4-8, L
Home	2/8/77	0-11, L
Away	2/15/77	2-3, L
Home	11/16/77	1-7, L
Away	12/6/77	4-6, L
Away	2/3/77	2-7, L
Home	2/4/77	4-3, W
Home	1/12/79	1-4, L
Away	1/13/79	2-10, L
Away	2/23/79	4-12, L
Home	2/24/79	3-5, L
Home	1/4/80	4-3, W
Home	1/5/80	4-6, L
Away	2/8/80	3-9, L
Away	2/9/80	4-8, L
Away	11/21/80	5-6, L
Away	11/22/80	2-5, L
Home	2/6/81	6-4, W
Home	2/7/81	2-7, L
Home	11/20/81	5-6 (OT), L
Home	11/21/81	5-10, L
Away	1/14/83	1-4, L
Away	1/15/83	0-4, L
Away	12/9/83	4-5, L
Away	12/10/83	3-4, L
Home	2/10/84	8-3, W
Home	2/11/84	2-4, L
Neutral	3/9/84	4-3 (20T), W
Home	11/16/84	3-1, W
Home	11/17/84	3-4, L
Away	2/1/85	5-2, W
Away	2/2/85	8-5, W
Away	11/15/85	7-8 (OT), L
Away	11/16/85	4-8, L
Home	1/31/86	7-5, W
Home	2/1/86	5-2, W
Neutral	3/7/86	4-3 (30T), W
Away	12/5/86	2-5, L
Away	12/6/86	1-3, L
Home	2/13/87	8-3, W
Home	2/14/87	5-6 (OT), L
Home	12/4/87	6-5, W
Home	12/5/87	7-6 (OT), W
Away	2/19/88	2-11, L
Away	2/20/88	7-8, L
Away	10/27/88	5-7, L
Away	10/28/88	1-6, L
Home	1/6/89	3-4, L
Home	1/7/89	5-6, L
Home	10/27/89	4-1, W
Home	10/28/89	7-9, L
Away	1/5/90	2-3, L
Away	1/6/90	6-1, W
Home	11/23/90	1-5, L
Home	11/24/90	0-3, L
Home	1/4/91	4-2, W
Away	1/5/91	4-2, W
Home	12/6/91	4-5, L
Away	12/7/91	6-5, W
Away	1/24/92	3-2 (OT), W
Home	1/25/92	3-2, W
Home	11/7/92	5-3, W
Home	11/14/92	5-3, W
Away	1/15/93	4-6, L
Home	3/12/93	4-5, L
Home	3/13/93	3-6, L
Away	10/30/93	2-6, L
Home	11/19/93	5-4, W
Away	2/25/94	4-3, W
Home	10/29/94	3-5, L
Away	11/19/94	3-5, L
Home	2/18/95	4-4 (OT), T

WMU HOCKEY ALL-TIME OPPONENTS RESULTS

Away	11/18/95	4-2, W
Neutral	12/15/95	6-4, W
Home	1/20/96	4-0, W
Home	3/8/96	1-8, L
Home	3/9/96	1-3, L
Home	12/14/96	2-2 (OT), T
Away	1/14/97	2-4, L
Away	2/15/97	3-5, L
Home	10/11/97	3-0, W
Away	11/8/97	8-3, W
Home	12/7/98	2-3, L
Home	2/20/98	6-3, W
Away	12/12/98	3-5, L
Away	2/6/99	4-1, W
Home	2/26/99	4-2, W
Home	10/22/99	2-1, W
Home	10/23/99	4-5, L
Away	2/23/01	2-4, L
Away	2/24/01	2-1, W
Away	2/1/02	8-1, W
Away	2/2/02	5-4 (OT), W
Away	10/11/02	6-5 (OT), W
Home	10/12/02	3-2, W
Home	2/21/03	3-3 (OT), T
Away	2/22/03	4-2, W
Home	11/25/03	4-3 (OT), W
Home	3/4/04	4-6, L
Away	2/18/05	1-4, L
Away	2/19/05	2-5, L
Away	1/13/06	5-4, W
Home	1/14/06	2-5, L
Away	1/5/07	1-5, L
Away	1/6/07	5-0, W
Home	11/2/07	2-3 (OT), L
Away	11/3/07	4-5 (OT), L
Away	1/18/08	1-4, L
Home	1/19/08	1-2 (OT), L
Home	2/27/09	5-2, W
Home	2/28/09	5-3, W
Away	1/22/10	4-4, T
Away	1/23/10	2-3, L
Home	2/4/11	1-1, T
Home	2/5/11	3-1, W
Away	12/9/11	3-3, T
Home	12/10/11	6-1, W
Home	1/27/12	4-1, W
Away	1/28/12	1-2, L
Home	11/9/12	3-1, W
Away	11/10/12	2-2, T
Away	1/18/13	2-3, L
Home	1/19/13	2-1, W
Home	10/13/15	4-1, W
Neutral	12/30/15	1-0, W
Away	10/14/16	4-4, T
Home	10/15/16	8-2, W
Home	10/10/17	3-1, W
Away	12/28/17	5-2, W
Home	10/9/18	2-6, L
Away	10/23/18	1-4, L
Neutral	10/12/19	5-2, W
Away	10/18/19	1-2, L
Home	10/19/19	1-2, L
Home	10/13/22	4-1, W
Away	10/14/22	8-2, W
Away	10/20/23	5-2, W
Home	10/21/23	5-2, W
Home	10/17/24	6-2, W

BROWN

All-Time	1-0-1	
Neutral	1-0-1	
Location	Date	Result
Neutral	12/22/90	6-3, W
Neutral	1/3/09	1-1 (OT), T

CANISIUS

All-Time 6-2-0
Holme 5-1-0
Away 1-1-0

Location	Date	Result
Home	11/23/01	4-2, W
Home	11/24/01	4-3, W
Home	10/8/10	3-5, L
Home	10/9/10	3-2 (OT), W
Home	10/19/12	3-0, W
Home	10/20/12	1-0, W
Away	10/10/14	2-4, L
Away	11/11/14	4-1, W

CLARKSON

All-Time 2-9-3
Home 1-1-2
Away 1-6-1
Neutral 0-2-0

Location	Date	Result
Away	11/5/76	3-9, L
Away	11/6/76	3-6, L
Away	12/16/77	4-6, L
Away	12/17/77	7-8, L
Neutral	12/21/90	0-7, L
Home	11/5/93	2-2 (OT), T
Home	11/6/93	4-3, W
Away	11/4/94	8-4, W
Away	11/5/94	4-4 (OT), T
Neutral	3/22/96	1-6, L
Away	10/23/15	2-4, L
Away	10/24/15	2-6, L
Home	10/13/17	2-2, T
Home	10/14/17	2-4, L

COLGATE

All-Time 10-6-1
Home 4-2-0
Away 3-2-1
Neutral 3-2-0

Location	Date	Result
Neutral	1/2/88	8-7 (OT), W
Neutral	12/29/89	4-5, L
Home	1/13/95	8-5, W
Home	1/14/95	5-3, W
Neutral	12/30/95	5-4 (OT), W
Away	1/26/96	4-3 (OT), W
Away	1/27/96	2-4, L
Neutral	12/28/00	2-0, W
Home	11/28/03	4-1, W
Home	11/29/03	1-4, L
Away	11/25/05	2-2 (OT), T
Away	11/26/05	3-4 (OT), L
Neutral	12/29/14	1-2, L
Home	11/24/17	5-3, W
Home	11/25/17	1-5, L
Away	10/29/21	6-5, W
Away	10/30/21	2-1, W

CORNELL

All-Time 1-7-1
Home 0-3-0
Away 1-2-1
Neutral 0-2-0

Location	Date	Result
Neutral	12/30/78	3-8, L
Neutral	12/28/97	2-3, L
Home	1/23/98	0-2, L
Away	1/14/00	3-4, L
Away	1/15/00	1-3, L

Home	12/6/02	1-6, L
Home	12/7/02	2-3 (OT), L
Away	10/31/03	5-5 (OT), T
Away	11/1/03	3-2, W

DARTMOUTH

All-Time 3-4-1
Home 2-1-1
Away 1-3-0

Location	Date	Result
Away	12/19/75	0-6, L
Away	12/20/75	6-7 (OT), L
Home	12/17/76	3-7, L
Home	12/18/76	3-3 (OT), T
Away	11/26/99	7-3, W
Away	11/27/99	3-4, L
Home	11/3/00	5-0, W
Home	11/4/00	5-4, W

FERRIS STATE

All-Time 88-53-15
Home 51-21-7
Away 34-31-8
Neutral 3-1-0

Location	Date	Result
Home	11/8/77	9-4, W
Home	11/10/78	11-1, W
Away	11/11/78	5-7, L
Away	1/30/79	5-3, W
Home	2/20/79	8-4, W
Away	1/25/80	4-7, L
Home	1/26/80	5-8, L
Home	2/22/80	4-5, L
Away	2/23/80	7-10, L
Away	1/9/81	5-7, L
Home	1/10/81	1-3, L
Home	1/30/81	5-8, L
Away	1/31/81	5-4, W
Home	2/5/82	6-4, W
Away	2/6/82	3-6, L
Away	2/19/82	6-4, W
Home	2/20/82	6-3, W
Home	10/15/82	5-1, W
Away	10/16/82	2-5, L
Home	11/19/82	5-4, W
Away	11/20/82	3-7, L
Home	10/15/83	4-3, W
Home	1/6/84	4-4 (OT), T
Away	1/7/84	3-7, L
Home	11/30/84	4-1, W
Away	12/1/84	4-1, W
Away	2/15/85	3-2, W
Home	2/16/85	4-1, W
Away	11/29/85	9-3, W
Home	12/1/85	9-5, W
Home	2/14/86	6-3, W
Away	2/15/86	10-4, W
Home	2/28/86	4-3, W
Home	3/1/86	12-2, W
Home	10/24/86	9-1, W
Away	10/25/86	7-4, W
Home	1/3/87	4-7, L
Away	1/4/87	5-6 (OT), L
Home	10/23/87	6-1, W
Away	10/24/87	7-3, W
Away	1/8/88	5-7, L
Home	1/9/88	4-4 (OT), T
Away	10/14/88	4-4 (OT), T
Home	10/15/88	9-1, W
Home	2/24/89	3-2, W
Away	2/25/89	10-0, W
Home	10/13/89	8-3, W
Away	10/14/89	7-3, W
Away	2/23/90	0-3, L

WMU HOCKEY ALL-TIME OPPONENTS RESULTS

Home	2/24/90	8-5, W	Away	11/19/10	1-3, L	Away	2/10/78	4-6, L
Home	10/12/90	5-5 (OT), T	Away	11/20/10	2-2, T	Away	2/11/78	3-4, L
Home	10/13/90	2-5, L	Home	3/11/11	1-3, L	Home	12/1/78	1-3, L
Home	2/15/91	5-3, W	Home	3/12/11	3-1, W	Home	12/2/78	7-6, W (OT)
Away	2/16/91	4-2, W	Home	3/13/11	5-4 (OT), W	Away	1/19/79	7-6, W (OT)
Neutral	3/9/91	2-1 (OT), W	Away	12/2/11	4-2, W	Away	1/20/79	3-7, L
Away	11/14/91	4-3, W	Home	12/4/11	3-0, W	Home	1/11/80	9-2, W
Home	11/15/91	4-2, W	Home	2/24/12	1-1, T	Home	1/12/80	6-5, W
Away	1/10/92	3-1, W	Away	2/25/12	3-0, W	Away	2/1/80	1-6, L
Home	1/11/92	3-6, L	Home	12/7/12	4,2-W	Away	2/2/80	9-5, W
Home	12/11/92	4-3, W	Home	12/8/12	2-1, W	Home	12/29/80	6-3, W
Away	12/12/92	4-7, L	Away	2/1/13	3-1, W	Home	1/16/81	9-5, W
Away	2/5/93	3-2, W	Away	2/2/13	2-2, T	Home	1/17/81	6-5, W
Home	11/13/93	7-2, W	Home	10/9/15	2-3, L	Away	2/27/81	4-3 (OT), W
Away	1/29/94	5-1, W	Away	10/10/15	1-1, T	Away	2/28/81	11-3, W
Home	2/4/94	3-1, W	Away	10/6/16	5-3, W	Home	12/11/81	8-5, W
Away	1/20/95	2-6, L	Home	10/7/16	2-1, W	Home	12/12/81	3-8, L
Away	1/21/95	2-6, L	Home	10/6/17	6-1, W	Home	10/22/82	3-5, L
Home	2/4/95	2-4, L	Away	10/7/17	2-3, L	Home	10/23/82	6-4, W
Away	11/11/95	3-2, W	Away	10/12/18	4-3, W	Away	10/28/83	5-4, W
Home	1/19/96	7-2, W	Home	10/13/18	5-0, W	Away	10/29/83	4-6, L
Home	2/1/96	3-3 (OT), T	Home	11/8/19	4-2, W	Away	11/2/84	6-3, W
Away	11/19/96	3-2, W	Away	11/9/19	8-2, W	Away	11/3/84	2-5, L
Home	12/28/96	3-1, W	Home	11/8/21	4-0, W	Home	1/18/85	2-3, L
Home	2/1/97	6-4, W	Away	10/9/21	4-3, W	Home	1/19/85	3-2, W
Away	2/8/97	3-2, W	Away	10/8/22	6-4, W	Home	11/1/85	3-5, L
Home	10/24/97	4-2, W	Neutral	12/28/22	8-2, W	Home	11/2/85	2-3 (OT), L
Away	10/25/97	2-4, L	Home	10/12/23	6-4, W	Away	1/17/86	2-1 (OT), W
Neutral	12/27/97	1-9, L	Away	10/13/23	3-3, T	Away	1/18/86	5-3, W
Away	2/6/98	4-2, W	Home	10/11/24	4-1, W	Home	11/14/86	5-4, W
Home	10/9/98	1-3, L	Away	10/12/24	5-1, W	Home	11/15/86	3-5, L
Away	12/5/98	1-1 (OT), T				Away	1/23/87	2-4, L
Home	2/12/99	2-5, L				Away	1/24/87	7-5, W
Home	12/3/99	7-3, W				Away	11/13/87	1-3, L
Away	12/4/99	0-6, L				Away	11/14/87	6-5 (OT), W
Away	3/3/00	4-2, W	All-Time	2-2-0		Home	1/29/88	5-5 (OT), T
Home	3/4/00	0-7, L	Home	2-0-0		Home	1/30/88	4-4 (OT), T
Home	11/24/00	3-1, W	Neutral	0-2-0		Neutral	3/11/88	4-5 (OT), L
Home	11/25/00	7-4, W				Home	12/9/88	2-3, L
Neutral	12/29/01	6-3, W	Location	Date	Result	Home	12/10/88	4-4 (OT), T
Home	2/22/02	5-3, W	Home	12/29/81	3-1, W	Home	2/17/89	3-5, L
Away	2/23/02	5-3, W	Home	12/30/81	4-2, W	Away	2/18/89	0-7, L
Away	11/15/02	3-6, L	Neutral	3/21/86	2-4, L	Away	12/8/89	5-5 (OT), T
Home	11/16/02	4-1, W	Neutral	3/22/86	2-7, L	Away	12/9/89	4-10, L
Away	2/15/03	1-2, L				Home	2/16/90	3-4 (OT), L
Home	2/16/03	3-5, L				Home	2/17/90	1-6, L
Home	10/10/03	4-2, W	All-Time	0-0-1		Away	11/9/90	2-10, L
Away	10/11/03	2-5, L	Neutral	0-0-1		Away	11/10/90	2-9, L
Away	1/30/04	1-4, L				Home	2/22/91	2-4, L
Home	1/31/04	3-2, W	Location	Date	Result	Home	2/23/91	1-2, L
Home	12/3/04	5-3, W	Neutral	12/30/07	1-1 (OT), T	Neutral	3/8/91	4-11, L
Away	12/4/04	2-6, L				Home	2/21/92	1-5, L
Away	3/4/05	5-1, W				Home	2/22/92	1-1 (OT), T
Home	3/5/05	2-5, L				Away	3/6/92	1-6, L
Away	11/11/05	0-6, L				Away	3/7/92	2-3, L
Home	11/12/05	3-5, L	All-Time	49-70-16		Away	2/19/93	2-6, L
Home	2/3/06	2-4, L	Home	29-28-11		Away	2/20/93	1-6, L
Away	2/4/06	2-7, L	Away	20-38-5		Home	2/27/93	3-7, L
Home	10/20/06	1-2, L	Neutral	0-4-0		Away	1/28/94	4-3 (OT), W
Away	10/21/06	5-3, W				Home	2/18/94	2-2 (OT), T
Away	11/21/06	0-4, L	Location	Date	Result	Home	2/19/94	3-5, L
Home	1/23/07	5-2, W	Neutral	3/8/74	2-6, L	Home	12/2/94	2-1 (OT), W
Away	11/30/07	0-4, L	Home	1/18/75	2-7, L	Away	2/24/95	2-3, L
Home	12/1/07	2-3, L	Home	1/20/75	2-5, L	Away	2/25/95	4-4 (OT), T
Home	1/25/08	4-3, W	Away	2/21/75	4-8, L	Away	3/10/95	2-7, L
Away	1/26/08	3-3 (OT), T	Away	2/22/75	2-6, L	Away	3/11/95	0-5, L
Away	3/7/08	3-4 (OT), L	Away	1/16/76	2-4, L	Away	11/10/95	6-5, W
Away	3/8/08	3-6, L	Away	1/17/76	3-4, L	Home	1/12/96	3-6, L
Home	10/24/08	1-1 (SOW), T	Home	3/5/76	4-1, W	Home	1/13/96	3-3 (OT), T
Away	10/25/08	2-5, L	Home	3/6/76	2-7, L	Away	11/8/96	4-5, L
Away	1/9/09	2-1, W	Away	1/7/77	1-8, L	Away	11/9/96	3-6, L
Home	1/10/09	2-4, L	Away	1/8/77	6-3, W	Home	1/25/97	1-1 (OT), T
Home	12/11/09	0-3, L	Home	2/11/77	6-5 (OT), W	Home	11/14/97	4-3 (OT), W
Away	12/12/09	3-4, L	Home	2/12/77	5-1, W	Home	11/15/97	1-4, L
Away	2/26/10	2-2, T	Neutral	12/29/77	4-6, L	Away	1/16/98	3-4, L
Home	2/27/10	1-1, T	Home	1/6/78	7-8 (OT), L	Home	11/6/98	2-2 (OT), T
			Home	1/7/78	12-6, W			

HARVARD

All-Time 2-2-0
Home 2-0-0
Neutral 0-2-0

Location	Date	Result
Home	12/29/81	3-1, W
Home	12/30/81	4-2, W
Neutral	3/21/86	2-4, L
Neutral	3/22/86	2-7, L

HOLY CROSS

All-Time 0-0-1
Neutral 0-0-1

Location	Date	Result
Neutral	12/30/07	1-1 (OT), T

LAKE SUPERIOR STATE

All-Time 49-70-16
Home 29-28-11
Away 20-38-5
Neutral 0-4-0

Location	Date	Result
Neutral	3/8/74	2-6, L
Home	1/18/75	2-7, L
Home	1/20/75	2-5, L
Away	2/21/75	4-8, L
Away	2/22/75	2-6, L
Away	1/16/76	2-4, L
Away	1/17/76	3-4, L
Home	3/5/76	4-1, W
Home	3/6/76	2-7, L
Away	1/7/77	1-8, L
Away	1/8/77	6-3, W
Home	2/11/77	6-5 (OT), W
Home	2/12/77	5-1, W
Neutral	12/29/77	4-6, L
Home	1/6/78	7-8 (OT), L
Home	1/7/78	12-6, W

Away	2/10/78	4-6, L
Away	2/11/78	3-4, L
Home	12/1/78	1-3, L
Home	12/2/78	7-6, W (OT)
Away	1/19/79	7-6, W (OT)
Away	1/20/79	3-7, L
Home	1/11/80	9-2, W
Home	1/12/80	6-5, W
Away	2/1/80	1-6, L
Away	2/2/80	9-5, W
Home	12/29/80	6-3, W
Home	1/16/81	9-5, W
Home	1/17/81	6-5, W
Away	2/27/81	4-3 (OT), W
Away	2/28/81	11-3, W
Home	12/11/81	8-5, W
Home	12/12/81	3-8, L
Home	10/22/82	3-5, L
Home	10/23/82	6-4, W
Away	10/28/83	5-4, W
Away	10/29/83	4-6, L
Away	11/2/84	6-3, W
Away	11/3/84	2-5, L
Home	1/18/85	2-3, L
Home	1/19/85	3-2, W
Home	11/1/85	3-5, L
Home	11/2/85	2-3 (OT), L
Away	1/17/86	2-1 (OT), W
Away	1/18/86	5-3, W
Home	11/14/86	5-4, W
Home	11/15/86	3-5, L
Away	1/23/87	2-4, L
Away	1/24/87	7-5, W
Away	11/13/87	1-3, L
Away	11/14/87	6-5 (OT), W
Home	1/29/88	5-5 (OT), T
Home	1/30/88	4-4 (OT), T
Neutral	3/11/88	4-5 (OT), L
Home	12/9/88	2-3, L
Home	12/10/88	4-4 (OT), T
Away	2/17/89	3-5, L
Away	2/18/89	0-7, L
Away	12/8/89	5-5 (OT), T
Away	12/9/89	4-10, L
Home	2/16/90	3-4 (OT), L
Home	2/17/90	1-6, L
Away	11/9/90	2-10, L
Away	11/10/90	2-9, L
Home	2/22/91	2-4, L
Home	2/23/91	1-2, L
Neutral	3/8/91	4-11, L
Home	2/21/92	1-5, L
Home	2/22/92	1-1 (OT), T
Away	3/6/92	1-6, L
Away	3/7/92	2-3, L
Away	2/19/93	2-6, L
Away	2/20/93	1-6, L
Home	2/27/93	3-7, L
Away	1/28/94	4-3 (OT), W
Home	2/18/94	2-2 (OT), T
Home	2/19/94	3-5, L
Home	12/2/94	2-1 (OT), W
Away	2/24/95	2-3, L
Away	2/25/95	4-4 (OT), T
Away	3/10/95	2-7, L
Away	3/11/95	0-5, L
Away	11/10/95	6-5, W
Home	1/12/96	3-6, L
Home	1/13/96	3-3 (OT), T
Away	11/8/96	4-5, L
Away	11/9/96	3-6, L
Home	1/25/97	1-1 (OT), T
Home	11/14/97	4-3 (OT), W
Home	11/15/97	1-4, L
Away	1/16/98	3-4, L
Home	11/6/98	2-2 (OT), T

WMU HOCKEY ALL-TIME OPPONENTS RESULTS

Away	12/4/99	0-6, L
Away	3/6/99	1-5, L
Away	10/29/99	4-1, W
Away	10/30/99	4-5, L
Home	2/24/00	7-3, W
Home	2/25/00	3-6, L
Home	10/27/00	5-2, W
Home	10/28/00	10-3, W
Away	12/14/01	1-4, L
Away	12/15/01	4-1, W
Home	11/29/02	4-2, W
Home	11/30/02	3-0, W
Away	1/2/04	3-3 (OT), T
Away	1/3/04	1-2, L
Home	2/25/05	2-3, L
Home	2/26/05	3-2 (OT), W
Home	11/4/05	0-10, L
Home	11/5/05	1-3, L
Away	1/6/06	1-6, L
Away	1/7/06	0-4, L
Away	3/3/06	3-2 (OT), W
Away	3/4/06	1-0, W
Away	2/23/07	3-1, W
Away	2/24/07	3-4, L
Home	2/8/08	3-3 (OT), T
Home	2/9/08	2-3, L
Away	2/20/09	4-7, L
Away	2/21/09	4-1, W
Home	3/6/09	3-6, L
Home	3/7/09	4-3 (2OT), W
Home	3/8/09	3-1, W
Home	11/6/09	3-3, T
Home	11/7/09	2-1, W
Home	12/10/10	2-5, L
Home	12/11/10	4-1, W
Away	1/21/11	2-2, T
Away	1/22/11	4-4, T
Away	2/17/12	3-1, W
Away	2/18/12	2-3, L
Home	3/9/12	4-2, W
Home	3/10/12	5-2, W
Home	1/11/13	1-1, T
Home	1/12/13	3-1, W

LINDENWOOD

All-Time 4-0-0
Home 2-0-0
Away 2-0-0
Neutral 0-0-0

Location	Date	Result
Home	12/1/23	3-1, W
Home	12/2/23	5-1, W
Away	1/5/24	3-2, W
Away	1/6/24	6-1, W

MAINE

All-Time 1-3-2
Home 1-0-1
Away 0-1-1
Neutral 0-2-0

Location	Date	Result
Neutral	12/19/92	1-4, L
Home	10/26/01	4-3, W
Home	10/27/01	2-2 (OT), T
Away	10/26/02	0-4, L
Away	10/27/02	4-4 (OT), T
Neutral	12/29/06	4-8, L

MERCYHURST

All-Time 5-1-0
Home 3-1-0
Away 2-0-0

Location	Date	Result
----------	------	--------

Home	11/21/03	4-2, W
Home	11/22/03	4-7, L
Home	10/16/09	5-1, W
Home	10/17/09	4-3, W
Away	10/15/10	3-2, W
Away	10/16/10	1-0, W

MERRIMACK

All-Time 4-2-0
Home 1-1-0
Away 1-1-0
Neutral 2-0-0

Location	Date	Result
Neutral	12/29/78	6-5 (OT), W
Away	11/2/90	9-8, W
Away	11/3/90	3-5, L
Home	10/23/92	4-5, L
Home	10/24/92	5-2, W
Neutral	12/29/00	8-1, W

MICHIGAN

All-Time 38-77-9
Home 19-30-7
Away 15-46-2
Neutral 4-1-0

Location	Date	Result
Home	11/23/79	4-5, L
Away	11/24/79	7-8 (OT), L
Away	10/24/80	5-6, L
Home	10/25/80	1-5, L
Home	11/13/81	3-3 (OT), T
Away	11/14/81	3-4, L
Away	12/3/82	10-5, W
Home	12/4/82	1-2, L
Home	10/14/83	6-5 (OT), W
Home	1/20/84	5-4 (OT), W
Away	1/21/84	7-1, W
Home	12/7/84	4-3 (OT), W
Away	12/9/84	0-3, L
Away	2/22/85	5-2, W
Home	2/23/85	7-1, W
Home	12/6/85	8-6, W
Away	12/7/85	6-4, W
Away	2/21/86	6-5, W
Home	2/22/86	6-4, W
Home	11/22/86	3-4, L
Away	11/23/86	8-6, W
Neutral	12/28/86	8-2, W
Home	1/30/87	6-5, W
Away	1/31/87	4-9, L
Away	11/20/87	3-5, L
Home	11/21/87	5-1, W
Home	2/5/88	4-3, W
Away	2/6/88	1-5, L
Home	3/4/88	4-5, L
Home	3/5/88	4-3, W
Home	3/6/88	10-0, W
Home	11/25/88	3-3 (OT), T
Away	11/26/88	6-5, W
Away	2/3/89	5-5 (OT), T
Home	2/4/89	5-7, L
Away	11/24/89	1-5, L
Home	11/25/89	3-4, L
Home	2/2/90	2-7, L
Away	2/3/90	2-7, L
Away	3/2/90	3-5, L
Away	3/3/90	2-8, L
Home	12/7/90	2-6, L
Away	12/8/90	4-7, L
Away	2/8/91	5-6, L
Home	2/9/91	2-3, L
Away	11/1/91	1-5, L
Home	11/2/91	3-5, L
Home	12/13/91	5-5 (OT), T

Away	12/14/91	2-7, L
Home	10/30/92	2-2 (OT), T
Away	10/31/92	8-4, W
Away	11/27/92	0-10, L
Home	11/12/93	3-5, L
Away	12/3/93	1-6, L
Home	12/4/93	3-6, L
Neutral	3/19/94	4-6, L
Home	12/10/94	3-4, L
Away	1/27/95	2-2 (OT), T
Home	12/9/95	5-0, W
Away	2/3/95	3-8, L
Away	10/20/95	7-2, W
Home	10/21/95	2-3, L
Away	12/4/96	1-3, L
Home	1/17/97	5-5 (OT), T
Away	1/18/97	5-8, L
Home	12/12/97	3-4, L
Away	12/13/97	1-4, L
Home	1/10/98	3-4, (OT) L
Away	1/16/99	3-6, L
Home	2/13/99	2-2 (OT), T
Home	2/19/99	5-5 (OT), T
Away	2/11/00	2-7, L
Away	2/12/00	3-9, L
Away	3/10/00	2-4, L
Away	3/11/00	2-6, L
Away	1/19/01	1-5, L
Away	1/20/01	5-4 (OT), W
Home	10/19/01	3-1, W
Away	10/20/01	3-5, L
Away	3/1/02	2-4, L
Home	3/2/02	2-6, L
Away	1/10/03	3-10, L
Home	1/11/03	4-3, W
Home	1/23/04	1-4, L
Away	1/24/04	0-7, L
Away	1/7/05	4-6, L
Home	1/8/05	5-6, L
Away	1/31/06	3-7, L
Home	2/7/06	1-4, L
Away	12/1/06	6-3, W
Home	12/2/06	5-6, L
Home	2/2/07	4-7, L
Away	2/3/07	1-3, L
Away	1/11/08	1-6, L
Home	1/12/08	1-5, L
Away	11/15/08	2-1, W
Home	11/16/08	0-5, L
Away	3/13/09	2-5, L
Away	3/14/09	1-6, L
Home	1/8/10	3-4, L
Away	1/9/10	1-6, L
Away	2/18/11	3-6, L
Away	2/19/11	4-5 (OT), L
Neutral	3/18/11	5-2, W
Away	11/4/11	3-2, W
Away	11/5/11	2-5, L
Neutral	3/17/12	3-2, W
Away	12/14/12	4-1, W
Away	12/15/12	0-2, L
Home	1/25/13	3-2, W
Home	1/26/13	5-1, W
Home	3/15/13	3-4, L
Home	3/16/13	1-5, L
Neutral	12/27/13	3-2 (OT), W
Away	10/19/18	5-6, L
Home	10/20/18	5-4, W
Away	10/25/19	0-4, L
Home	10/26/19	4-1, W
Away	10/22/21	5-2, W
Home	10/23/21	2-3, L
Away	10/28/22	4-5, L
Home	10/29/22	5-6 (OT), L
Home	11/29/24	4-1, W
Away	11/30/24	1-2, L

WMU HOCKEY ALL-TIME OPPONENTS RESULTS

MICHIGAN STATE

All-Time 35-67-9
Home 24-26-2
Away 8-36-6
Neutral 3-5-1

Location	Date	Result
Home	10/19/79	6-7, L
Away	10/20/79	8-6, W
Away	1/8/82	3-2, W
Home	1/9/82	3-4, L
Away	2/12/82	2-6, L
Home	2/13/82	3-7, L
Away	1/21/83	0-8, L
Away	1/22/83	4-6, L
Home	10/21/83	2-5, L
Home	10/22/83	2-5, L
Neutral	3/10/84	0-5, L
Home	10/19/84	4-6, L
Home	10/20/84	3-2, W
Away	1/4/85	3-4 (OT), L
Away	1/6/85	3-7, L
Home	10/18/85	5-1, W
Away	10/19/85	3-4, L
Away	1/4/86	2-4, L
Home	1/5/86	5-8, L
Neutral	3/8/86	3-1, W
Home	10/31/86	3-6, L
Away	11/1/86	3-7, L
Neutral	12/27/86	7-3, W
Away	1/9/87	6-8, L
Home	1/10/87	4-5 (OT), L
Neutral	3/6/87	3-6, L
Away	10/30/87	2-4, L
Home	10/31/87	0-4, L
Home	1/15/88	6-7, L
Away	1/17/88	2-3, L
Neutral	3/12/88	6-9, L
Home	11/4/88	1-8, L
Away	11/5/88	1-12, L
Away	1/13/89	5-5 (OT), T
Home	1/14/89	4-2, W
Home	11/3/89	4-6, L
Away	11/4/89	4-5, L
Away	1/12/90	2-11, L
Home	1/13/90	3-6, L
Away	10/26/90	3-3 (OT), T
Home	10/27/90	2-3, L
Home	1/25/91	3-2, W
Away	1/26/91	8-1, W
Home	3/1/91	4-3, W
Home	3/2/91	4-2, W
Away	11/22/91	3-4 (OT), L
Home	11/23/91	5-2, W
Away	1/4/92	2-5, L
Home	1/6/92	4-5 (OT), L
Home	11/6/92	5-3, W
Away	11/13/92	2-4, L
Home	2/6/93	2-0, W
Home	12/10/93	2-1, W
Away	12/11/93	2-0, W
Away	3/4/94	2-5, L
Home	10/28/94	2-3, L
Home	1/28/95	1-8, L
Away	2/17/95	1-4, L
Away	12/8/95	0-3, L
Home	2/9/96	7-1, W
Away	2/10/96	2-3, L
Away	10/19/96	1-3, L
Home	1/31/97	3-2 (OT), W
Home	2/7/97	5-2, W
Away	3/7/97	1-4, L
Away	3/8/97	1-3, L
Away	10/17/97	2-2 (OT), T
Home	10/18/97	0-2, L
Away	2/13/98	2-4, L

Away	10/16/98	1-1 (OT), T
Home	11/21/98	1-4, L
Away	2/27/99	2-4, L
Home	1/28/00	2-2 (OT), T
Home	1/28/00	3-2 (OT), W
Away	11/17/00	2-2 (OT), T
Home	2/16/01	4-2, W
Away	1/11/02	3-6, L
Home	1/12/02	2-0, W
Home	3/7/03	0-4, L
Away	3/8/03	5-8, L
Away	10/24/03	2-4, L
Home	10/25/03	3-7, L
Home	1/14/05	5-4, W
Away	1/15/05	1-3, L
Away	11/18/05	3-3 (OT), T
Home	11/19/05	5-3, W
Away	10/13/06	1-4, L
Home	10/14/06	3-2, W
Home	2/16/07	4-3, W
Away	2/17/07	2-0, W
Away	2/15/08	0-3, L
Home	2/16/08	2-4, L
Away	10/31/08	1-3, L
Home	11/1/08	2-2 (OT), T
Away	10/30/09	1-2, L
Home	10/31/09	3-5, L
Home	11/5/10	4-3, W
Home	11/6/10	3-1, W
Home	11/11/11	2-3, L
Home	11/12/11	2-4, L
Neutral	12/29/12	1-1 (SOW), T
Away	3/1/13	5-1, W
Away	3/2/13	0-1, L
Away	11/22/13	2-0, W
Home	11/23/13	4-1, W
Neutral	12/29/2016	4-1, W
Away	10/20/2017	4-6, L
Home	10/21/2017	3-1, W
Away	12/29/21	3-1, W
Neutral	3/29/24	4-5 (OT), L
Neutral	12/30/24	1-3, L

MICHIGAN TECH

All-Time: 6-11-1
Home: 2-3-1
Away: 0-6-0
Neutral: 4-2-0

Location	Date	Result
Neutral	12/28/77	2-6, L
Home	10/30/81	6-2, W
Home	10/31/81	4-6, L
Away	12/4/81	3-7, L
Away	12/5/81	5-6, L
Away	10/29/82	1-4, L
Away	10/30/82	4-6, L
Home	11/4/83	2-3, L
Home	11/5/83	2-8, L
Away	12/16/89	5-8, L
Away	12/17/89	2-5, L
Home	12/14/90	4-4 (OT), T
Home	12/15/90	4-2, W
Neutral	12/30/12	0-4, L
Neutral	12/28/13	1-0 (OT), W
Neutral	12/30/16	1-0, W
Neutral	12/27/22	8-1, W
Neutral	12/29/24	4-3 (OT), W

MINNESOTA

All-Time 1-1-0
Neutral 1-1-0

Location	Date	Result
Neutral	12/17/88	9-3, W

Neutral 3/27/22 0-3, L

MINNESOTA STATE

All-Time 1-0-0
Neutral 1-0-0

Location	Date	Result
Neutral	3/27/25	2-1 (2OT), W

NEW HAMPSHIRE

All-Time 2-3-0
Home 1-1-0
Away 1-1-0
Neutral 0-1-0

Location	Date	Result
Home	11/11/83	4-8, L
Home	11/12/83	4-1, W
Away	10/12/84	4-1, W
Away	10/13/84	3-7, L
Neutral	12/30/06	2-5, L

NIAGARA

All-Time 10-5-0
Home 7-1-0
Away 3-4-0

Location	Date	Result
Home	2/18/00	2-1, W
Home	2/19/00	2-3 (OT), L
Away	11/10/00	4-1, W
Away	11/11/00	4-3 (OT), W
Home	11/23/02	7-3, W
Away	11/14/03	3-2, W
Away	11/15/03	2-3, L
Home	11/5/04	4-3, W
Home	11/6/04	4-1, W
Away	10/22/05	2-3, L
Away	10/26/07	2-4, L
Away	10/27/07	1-3, L
Home	10/10/08	4-2, W
Home	11/30/18	3-2, W
Home	12/1/18	7-3, W

NORTHEASTERN

All-Time 3-3-1
Neutral 3-3-1

Location	Date	Result
Neutral	12/29/79	4-2, W
Neutral	12/30/89	6-8, L
Neutral	12/30/94	2-5, L
Neutral	1/2/09	1-3, L
Neutral	11/29/2013	1-1 (OT), T
Neutral	3/25/22	2-1, W
Neutral	11/25/22	6-4, W

NORTHERN MICHIGAN

All-Time 25-45-8
Home 17-17-2
Away 8-28-6

Location	Date	Result
Home	11/19/76	6-7 (OT), L
Home	11/20/76	6-5, W
Away	11/26/76	4-1, W
Away	11/27/76	5-4 (OT), W
Away	11/18/77	1-2, L
Away	11/19/77	5-5 (OT), T
Home	12/2/77	5-2, W
Home	12/3/77	2-5, L
Away	1/5/79	2-3, L
Away	1/6/79	3-4, L
Home	2/16/79	6-8, L
Home	2/17/79	6-7 (OT), L
Away	1/18/80	3-5, L

WMU HOCKEY ALL-TIME OPPONENTS RESULTS

Away	1/19/80	2-8, L
Home	2/29/80	4-5, L
Home	3/1/80	7-5, W
Home	12/5/80	3-5, L
Home	12/6/80	5-7, L
Away	2/13/81	5-6 (OT), L
Away	2/14/81	3-5, L
Home	1/29/82	6-3, W
Home	1/30/82	7-2, W
Home	1/7/83	2-4, L
Home	1/8/83	4-3, W
Away	1/13/84	7-8, L
Away	1/14/84	4-2, W
Away	3/2/84	3-2, W
Away	3/3/84	4-4 (OT), T
Home	10/31/97	0-3, L
Home	11/1/97	2-4, L
Away	1/17/98	2-5, L
Home	11/27/98	3-6, L
Home	1/15/99	2-6, L
Away	3/5/99	2-4, L
Home	11/5/99	1-5, L
Home	11/6/99	5-3, W
Away	2/4/00	3-6, L
Away	2/5/00	1-7, L
Away	1/25/01	1-7, L
Away	1/26/01	1-1 (OT), T
Away	3/9/01	2-3 (OT), L
Away	3/10/01	9-7, W
Away	3/11/01	4-5 (OT), L
Home	2/8/02	5-3, W
Home	2/9/02	4-0, W
Away	11/8/02	0-5, L
Away	11/9/02	2-5, L
Away	3/14/03	3-8, L
Away	3/15/03	4-6, L
Away	2/6/04	2-3, L
Away	2/7/04	6-2, W
Away	2/11/05	3-3 (OT), T
Away	2/12/05	1-5, L
Away	3/11/05	2-1, W
Away	3/12/05	2-4, L
Away	3/13/05	1-4, L
Away	12/17/05	0-0 (OT), T
Away	12/18/05	2-5, L
Home	1/27/06	4-2, W
Home	1/28/06	2-2 (OT), T
Home	11/17/06	2-7, L
Home	11/18/06	3-2 (OT), W
Away	11/9/07	4-2, W
Away	11/10/07	3-4 (OT), L
Home	1/30/09	5-6, L
Home	1/31/09	3-4, L
Away	2/12/10	2-7, L
Away	2/13/10	1-2, L
Away	12/3/10	1-3, L
Away	12/4/10	4-4, T
Home	1/28/11	5-2, W
Home	1/29/11	6-2, W
Home	10/28/11	4-2, W
Home	10/29/11	3-2, W
Home	11/30/12	4-2, W
Home	12/1/12	1-0, W
Home	11/9/13	4-5, L
Home	11/10/13	2-2 (OT), T

NOTRE DAME

All-Time 44-39-12
Home 27-12-9
Away 16-27-3
Neutral 1-0-0

Location	Date	Result
Away	1/18/78	9-5, W
Home	12/12/78	3-4, L
Away	12/9/79	6-5, W

Away	1/2/81	6-5 (OT), W
Home	1/3/81	5-5 (OT), T
Home	11/6/81	5-4, W
Home	11/7/81	2-6, L
Away	2/26/82	6-3, W
Away	2/27/82	8-10, L
Away	11/5/82	2-0, W
Home	11/6/82	3-5, L
Home	1/28/83	7-8 (OT), L
Away	1/29/83	3-4, L
Neutral	12/28/85	11-2, W
Home	10/18/88	8-2, W
Away	2/21/89	11-2, W
Away	2/7/92	10-4, W
Home	2/8/92	7-5, W
Away	11/20/92	2-3, L
Home	11/21/92	5-4, W
Home	2/26/93	5-3, W
Away	10/29/93	3-4, L
Home	2/11/94	6-0, W
Away	2/12/94	4-1, W
Home	3/11/94	6-3, W
Home	3/12/94	7-1, W
Home	11/17/94	9-4, W
Away	1/17/95	4-3, W
Home	3/4/95	2-1, W
Away	11/3/95	3-2, W
Home	11/4/95	6-2, W
Home	2/13/96	4-1, W
Away	11/18/96	3-3 (OT), T
Away	2/21/97	4-5 (OT), L
Home	2/22/97	6-1, W
Home	12/5/97	1-2, L
Away	12/6/97	2-4, L
Home	2/14/98	5-3, W
Away	10/10/98	1-7, L
Home	10/24/98	2-1, W
Away	11/20/98	5-9, L
Away	1/21/00	3-4, L
Away	1/22/00	1-4, L
Away	1/12/01	1-4, L
Home	1/13/01	3-3 (OT), T
Home	3/2/01	4-5, L
Away	3/3/01	7-2, W
Home	11/16/01	4-4 (OT), T
Home	11/17/01	4-2, W
Away	10/18/02	2-4, L
Home	10/19/02	5-8, L
Home	2/28/03	4-2, W
Away	3/1/03	2-5, L
Home	12/5/03	8-6, W
Home	12/6/03	6-4, W
Away	3/12/04	2-4, L
Away	3/13/04	4-0, W
Away	3/14/04	4-5 (OT), L
Home	11/12/04	2-2 (OT), T
Home	11/13/04	2-3, L
Home	12/2/05	4-3, W
Away	12/3/05	0-3, L
Home	1/19/07	3-2, W
Away	1/20/07	0-3, L
Away	11/16/07	1-4, L
Home	11/17/07	1-5, L
Home	2/29/08	3-0, W
Away	3/1/08	1-3, L
Away	11/28/08	1-4, L
Away	11/29/08	3-3 (OT), T
Home	2/5/10	7-2, W
Home	2/6/10	4-1, W
Away	10/29/10	2-3, L
Home	10/30/10	2-2, T
Home	2/25/11	2-3, L
Away	2/26/11	2-0, W
Away	11/15/11	2-3, L
Home	11/22/11	2-2, T
Away	1/13/12	3-2, W

Home	1/14/12	3-1, W
Away	11/2/12	3-2, W
Away	11/4/12	0-4, L
Home	2/22/13	3-3, T
Home	2/23/13	1-1, T
Away	10/11/13	0-4, L
Home	10/12/13	0-3, L
Home	1/9/15	4-2, W
Away	1/10/15	4-3, W
Away	11/28/15	1-3, L
Away	1/8/16	1-7, L
Home	1/9/16	3-3, T
Away	1/3/20	1-1, T
Home	1/5/20	1-4, L
Away	10/21/22	0-2, L
Home	10/22/22	4-0, W

OHIO STATE

All-Time 59-56-14

Home 35-26-6

Away 24-29-7

Neutral 1-1-1

Location	Date	Result
Home	12/12/75	6-4, W
Home	12/13/75	7-3, W
Away	1/9/76	5-7, L
Away	1/10/76	5-4, W
Away	12/10/76	2-5, L
Away	12/11/76	4-5, L
Home	1/21/77	3-4, L
Home	1/22/77	5-4, W
Home	12/9/77	7-1, W
Home	12/10/77	1-4, L
Away	2/25/78	3-5, L
Away	2/26/78	2-7, L
Home	12/21/78	8-3, W
Home	12/22/78	6-10, L
Away	2/9/79	4-3, W
Away	2/10/79	2-13, L
Away	12/14/79	3-4, L
Away	12/15/79	3-7, L
Home	2/15/80	6-6 (OT), T
Home	2/16/80	7-5, W
Away	1/23/81	2-3, L
Away	1/24/81	0-6, L
Home	2/20/81	3-4 (OT), L
Home	2/21/81	5-5 (OT), T
Home	1/15/82	2-8, L
Home	1/16/82	3-6, L
Home	12/17/82	1-5, L
Home	12/18/82	1-7, L
Away	2/11/83	2-6, L
Away	2/12/83	1-6, L
Home	12/16/83	2-4, L
Home	12/17/83	3-4 (OT), L
Away	2/24/84	6-4, W
Away	2/25/84	3-5, L
Home	11/9/84	2-3, L
Home	11/10/84	4-1, W
Away	1/25/85	4-6, L
Away	1/26/85	4-5, L
Home	3/1/85	2-4, L
Home	3/2/85	5-4 (OT), W
Away	11/8/85	8-3, W
Away	11/9/85	8-7 (OT), W
Home	1/24/86	11-7, W
Home	1/25/86	4-6, L
Home	11/28/86	9-4, W
Home	11/29/86	4-2, W
Away	2/6/87	3-2, W
Away	2/7/87	6-3, W
Neutral	3/7/87	4-7, L
Away	11/27/87	4-5, L
Away	11/28/87	5-3, W
Home	2/12/88	9-6, W

WMU HOCKEY ALL-TIME OPPONENTS RESULTS

Home	2/13/88	7-3, W
Home	11/11/88	4-3, W
Home	11/12/88	3-2, W
Away	1/20/89	3-3 (OT), T
Away	1/21/89	5-1, W
Away	11/10/89	7-4, W
Away	11/11/89	7-6, W
Home	1/19/90	3-4, L
Home	1/20/90	7-5, W
Home	11/16/90	4-2, W
Home	11/17/90	3-1, W
Away	1/11/91	7-1, W
Away	1/12/91	2-4, L
Away	11/8/91	4-4 (OT), T
Away	11/9/91	9-6, W
Home	1/17/92	8-1, W
Home	1/18/92	8-5, W
Home	1/16/93	5-1, W
Away	1/22/93	4-4 (OT), T
Away	3/5/93	7-2, W
Home	11/26/93	7-2, W
Home	11/27/93	3-3 (OT), T
Away	2/26/94	4-2, W
Away	10/22/94	6-2, W
Away	11/12/94	4-3, W
Home	12/3/94	4-2, W
Away	11/17/95	1-0, W
Home	11/25/95	7-1, W
Home	11/26/95	3-0, W
Home	11/1/96	6-3, W
Home	11/2/96	3-2 (OT), W
Away	2/13/97	2-6, L
Away	3/1/97	3-3 (OT), T
Away	11/7/97	3-1, W
Home	1/30/98	2-4, L
Home	1/31/98	0-2, L
Home	11/7/98	2-2 (OT), T
Away	1/29/99	1-3, L
Away	1/30/99	0-8, L
Away	10/15/99	4-2, W
Away	10/16/99	5-1, W
Home	12/14/00	2-5, L
Home	12/15/00	5-4, W
Away	1/5/01	3-1, L
Away	1/6/01	3-2, L
Home	1/4/02	1-3, L
Home	1/5/02	3-4 (OT), L
Home	3/8/02	2-3 (OT), L
Home	3/9/02	1-3, L
Away	2/7/03	2-3 (OT), L
Away	2/8/03	2-3, L
Home	2/20/04	4-1, W
Home	2/21/04	1-5, L
Home	10/29/04	6-3, W
Home	10/30/04	2-5, L
Away	1/28/05	3-4, L
Away	1/29/05	0-7, L
Home	10/28/05	5-1, W
Home	10/29/05	5-4, W
Away	11/9/06	8-5, W
Away	11/10/06	2-2 (OT), T
Home	11/23/07	4-2, W
Home	11/24/07	0-3, L
Away	1/23/09	2-2 (SOL), T
Away	1/24/09	4-1, W
Away	11/13/09	2-4, L
Away	11/14/09	2-4, L
Home	2/19/10	1-3, L
Home	2/20/10	3-3, T
Home	1/14/11	4-2, W
Home	1/15/11	2-2, T
Home	2/10/12	3-2, W
Home	2/11/12	3-4, L
Away	2/15/13	1-1, T
Away	2/16/13	3-6, L
Neutral	11/28/14	6-2, W

Neutral 10/11/19 2-2, T

PENN STATE

All-Time 1-0-0
Neutral 1-0-0

Location	Date	Result
Neutral	12/30/14	4-1, W

PRINCETON

All-Time 1-0-0
Neutral 1-0-0

Location	Date	Result
Neutral	12/20/92	6-3, W

PROVIDENCE

All-Time 2-3-0
Home 1-1-0
Away 1-1-0
Neutral 0-1-0

Location	Date	Result
Home	10/27/95	4-1, W
Home	10/28/95	4-5 (OT), L
Away	11/29/96	3-4 (OT), L
Away	11/30/96	5-4, W
Neutral	12/28/01	1-4, L

QUINNIPIAC

All-Time 0-1-0
Neutral 0-1-0

Location	Date	Result
Neutral	12/29/07	1-2, L

RENSELAER (RPI)

All-Time 4-5-0
Home 3-2-0
Away 0-2-0
Neutral 1-1-0

Location	Date	Result
Neutral	12/28/79	4-2, W
Home	11/28/80	9-5, W
Home	11/29/80	3-7, L
Home	1/24/98	1-2, L
Away	1/22/99	2-5, L
Away	1/23/99	0-2, L
Neutral	11/27/15	1-4, L
Home	2/7/20	8-4, W
Home	2/8/20	6-2, W

ROBERT MORRIS

All-Time 0-1-0

Location	Date	Result
Home	10/15/05	2-5, L

ROCHESTER INSTITUTE OF TECHNOLOGY

All-Time 0-2-0
Home 0-1-0
Neutral 0-1-0

Location	Date	Result
Neutral	12/27/85	3-4, L
Home	10/11/08	1-2, L

SACRED HEART

All-Time 2-0-0
Home 2-0-0

Location	Date	Result
Home	11/30/01	2-0, W
Home	12/1/01	5-3, W

ST. LAWRENCE

All-Time 9-5-1
Home 4-2-0
Away 3-2-1
Neutral 2-1-0

Location	Date	Result
Home	11/6/87	7-6 (OT), W
Home	11/7/87	1-2, L
Away	12/28/88	5-9, L
Away	12/29/88	2-7, L
Neutral	12/29/93	6-3, W
Neutral	12/29/95	5-2, W
Neutral	12/27/96	3-5, L
Away	10/22/10	3-1, W
Away	10/23/10	3-3, T
Home	10/12/12	3-4, L
Home	10/13/12	3-2, W
Away	11/26/21	8-2, W
Away	11/27/21	5-1, W
Home	11/24/23	5-1, W
Home	11/25/23	4-0, W

UCONN

All-Time 1-0-0
Neutral 1-0-0

Location	Date	Result
Neutral	1/4/19	5-1, W

UMASS-AMHERST

All-Time 2-1-0
Home 1-1-0
Neutral 1-0-0

Location	Date	Result
Home	12/29/98	4-3, W
Home	12/30/98	0-1, L
Neutral	3/29/25	2-1, W

UMASS-LOWELL

All-Time 0-1-0
Neutral 0-1-0

Location	Date	Result
Neutral	11/25/94	2-3, L

UNION

All-Time 3-0-2
Home 2-0-0
Away 0-0-2
Neutral 1-0-0

Home	12/18/10	2-1, W
Home	12/19/10	3-1, W
Away	10/14/11	2-2, T
Away	10/15/11	3-3, T
Neutral	11/29/14	8-2, W

VERMONT

All-Time 3-1-0
Home 2-0-0
Away 1-1-0

Location	Date	Result
Home	12/12/85	12-3, W
Home	12/13/85	3-2, W
Away	11/7/86	5-8, L
Away	11/8/86	3-0, W

WISCONSIN

All-Time 3-5-0
Home 1-1-0
Away 2-3-0
Neutral 0-1-0

WMU HOCKEY ALL-TIME OPPONENTS RESULTS

Location	Date	Result
Away	10/17/80	3-7, L
Away	10/18/80	4-5, L
Home	11/27/81	2-9, L
Home	11/28/81	3-2, W
Away	10/10/85	5-4, W
Away	10/11/85	6-4, W
Neutral	3/25/94	3-6, L
Away	12/30/05	1-4, L

YALE

All-Time 1-0-0
Neutral 1-0-0

Location	Date	Result
Neutral	12/31/94	5-2, W

WMU HOCKEY ALL-TIME OPPONENTS RESULTS

CANADIAN SCHOOLS/FORMER D1 PROGRAMS

ALABAMA-HUNTSVILLE

All-Time 12-1-0
Home 9-1-0
Away 2-0-0
Neutral 1-0-0

Location	Date	Result
Home	10/20/00	5-6 (OT), L
Home	10/21/00	4-3, W
Home	11/27/04	5-1, W
Home	11/28/04	3-1, W
Home	1/26/07	5-0, W
Home	1/27/07	6-5 (OT), W
Home	1/16/09	4-3, W
Home	1/17/09	5-1, W
Away	10/23/09	2-1, W
Away	10/24/09	2-1, W
Home	10/7/11	7-1, W
Home	10/8/11	4-0, W
Neutral	11/30/13	1-0, W

ALGOMA

All-Time 4-0-0
Home 4-0-0

Location	Date	Result
Home	1/4/74	8-4, W
Home	1/5/74	7-2, W
Home	11/15/74	13-4, W
Home	11/16/74	11-6, W

BROCK

All-Time 1-0-0
Home 1-0-0

Location	Date	Result
Home	10/13/95	11-2, W

BUFFALO

All-Time 10-2-0
Home 6-0-0
Away 4-2-0

Location	Date	Result
Home	1/11/74	7-5, W
Home	1/12/74	5-1, W
Away	3/1/74	2-4, L
Away	3/2/74	3-3 (OT), L
Home	1/10/75	6-4, W
Home	1/11/75	6-3, W
Away	1/31/75	10-3, W
Away	2/1/75	7-4, W
Home	2/27/76	6-5, W
Home	2/28/76	7-6 (OT), W
Away	2/25/77	5-1, W
Away	2/26/77	4-3, W

FINDLAY

All-Time 1-0-0
Home 1-0-0

Location	Date	Result
Home	1/4/03	4-1, W

HENRY FORD CC

All-Time 2-0-0
Home 1-0-0
Away 1-0-0

Location	Date	Result
Away	12/14/73	15-1, W
Home	2/9/74	4-2, W

ILLINOIS-CHICAGO

All-Time 38-16-5
Home 18-4-3
Away 19-12-2
Neutral 1-0-0

Location	Date	Result
Home	12/10/82	6-0, W
Home	12/11/82	8-5, W
Away	2/18/83	1-1 (OT), T
Away	2/19/83	3-1, W
Away	12/2/83	5-4, W
Away	12/3/83	10-4, W
Home	1/27/84	5-1, W
Home	1/28/84	5-2, W
Away	10/26/84	4-5, L
Away	10/27/84	6-7, L
Home	1/11/85	3-0, W
Home	1/12/85	8-2, W
Home	10/25/85	6-4, W
Home	10/26/85	3-4, L
Away	1/10/86	8-1, W
Away	1/11/86	5-4 (OT), W
Away	10/17/86	6-5 (OT), W
Away	10/18/86	6-9, L
Home	12/12/86	4-0, W
Home	12/13/86	4-1, W
Away	2/27/87	3-2 (OT), W
Away	2/28/87	4-6, L
Away	3/1/87	5-1, W
Home	10/16/87	6-7 (OT), L
Away	10/17/87	5-3, W
Away	12/11/87	6-5, W
Home	12/12/87	3-2 (OT), W
Away	12/2/88	3-6, L
Away	12/3/88	4-5, L
Home	2/10/89	4-5, L
Home	2/11/89	3-7, L
Away	3/3/89	4-8, L
Away	3/4/89	6-4, W
Away	3/5/89	2-6, L
Home	12/1/89	6-4, W
Home	12/2/89	9-6, W
Away	2/9/90	1-5, L
Away	2/10/90	3-3 (OT), T
Home	10/19/90	4-1, W
Away	10/20/90	4-2, W
Away	1/18/91	4-7, L
Home	1/19/91	7-6, W
Away	10/25/91	5-1, W
Away	10/26/91	3-1, W
Home	2/14/92	5-5 (OT), T
Home	2/15/92	2-2 (OT), T
Away	12/4/92	5-3, W
Home	12/5/92	4-2, W
Away	2/2/93	2-4, L
Home	1/14/94	4-3 (OT), W
Away	1/15/94	7-3, W
Home	3/5/94	5-3, W
Neutral	11/24/94	3-2, W
Away	1/10/95	2-3, L
Home	2/7/95	9-4, W
Away	3/2/95	5-1, W
Home	1/5/96	3-3 (OT), T
Away	1/7/96	3-2 (OT), W
Away	2/3/96	5-1, W

ILLINOIS-CHICAGO CIRCLE

All-Time 9-0-0
Home 5-0-0
Away 4-0-0

Location	Date	Result
Away	11/24/73	5-1, W
Home	2/8/74	4-2, W

Home	11/22/74	12-2, W
Home	11/23/74	8-1, W
Away	2/15/75	14-3, W
Home	10/26/79	6-2, W
Home	10/27/79	11-1, W
Away	10/31/80	8-2, W
Away	11/1/80	11-2, W

IOWA STATE

All-Time 1-0-0
Home 1-0-0

Location	Date	Result
Home	12/28/80	11-0, W

KENT STATE

All-Time 9-1-0
Home - 5-0-0
Away - 4-1-0

Location	Date	Result
Away	11/16/73	7-3, W
Away	11/17/73	6-0, W
Home	2/22/74	8-3, W
Home	2/23/74	6-4, W
Home	1/29/93	5-4 (OT), W
Home	1/30/93	7-3, W
Away	3/6/93	6-4, W
Away	10/22/93	2-6, L
Away	10/23/93	5-4 (OT), W
Home	2/5/94	8-4, W

LAKE FOREST

All-Time 13-1-0
Home 8-0-0
Away 5-1-0

Location	Date	Result
Home	12/7/73	10-2, W
Home	12/8/73	6-1, W
Away	1/25/74	6-4, W
Away	1/26/74	4-5 (OT), L
Home	12/6/74	13-5, W
Home	12/7/74	8-3, W
Away	1/24/75	13-2, W
Away	1/25/75	13-2, W
Away	12/5/75	10-3, W
Away	12/6/75	12-4, W
Home	1/23/76	7-3, W
Home	1/24/76	10-2, W
Home	12/3/76	11-3, W
Home	12/4/76	9-1, W

McMASTER

All-Time 2-1-0
Home 2-1-0

Location	Date	Result
Home	12/21/74	6-2, W
Home	11/3/78	3-4, L
Home	11/4/78	5-3, W

MICHIGAN-DEARBORN

All-Time 4-0-0
Home 4-0-0

Location	Date	Result
Home	2/3/84	11-2, W
Home	2/4/84	10-3, W
Home	10/20/89	10-2, W
Home	10/21/89	7-4, W

NORTHERN ILLINOIS

All-Time 2-0-0
Home 1-0-0
Away 1-0-0

WMU HOCKEY ALL-TIME OPPONENTS RESULTS

Location	Date	Result
Away	1/18/74	19-1, W
Home	1/19/74	18-1, W

OHIO

All-Time 3-1-0
Home 2-0-0
Away 1-1-0

Location	Date	Result
Home	11/30/73	10-4, W
Home	12/1/73	11-2, W
Away	2/15/74	4-5, L
Away	2/16/74	5-2, W

ST. CLAIR

All-Time 8-1-1
Home 5-0-0
Away 3-1-1

Location	Date	Result
Away	1/15/73	6-5, W
Home	2/20/74	4-1, W
Away	11/27/74	2-6, L
Home	2/12/75	11-1, W
Away	11/26/75	5-5 (OT), T
Home	12/17/75	6-2, W
Home	11/24/76	14-3, W
Away	12/8/76	10-6, W
Home	11/4/77	13-1, W
Away	1/11/78	7-2, W

ST. FRANCIS XAVIER

All-Time 1-0-0
Home 1-0-0

Location	Date	Result
Home	10/13/94	6-5, W

ST. LOUIS

All-Time 7-15-1
Home 5-5-0
Away 2-8-0
Neutral 0-2-1

Location	Date	Result
Home	2/28/75	2-10, L
Home	3/1/75	4-6, L
Neutral	3/7/75	2-5, L
Away	2/13/76	4-7, L
Away	2/14/76	3-5, L
Home	2/20/76	4-1, W
Home	2/21/76	7-6 (OT), W
Neutral	3/13/76	2-2 (OT), T
Neutral	3/14/76	2-13, L
Home	1/14/77	5-4, W
Home	1/15/77	1-3, L
Away	2/18/77	4-6, L
Away	2/20/77	2-4, L
Away	3/4/77	2-3, L
Away	3/6/77	4-11, L
Home	1/13/78	5-2, W
Home	1/14/78	5-6, L
Away	2/16/78	4-0, W
Away	2/17/78	6-2, W
Away	12/15/78	4-7, L
Away	12/16/78	5-7, L
Home	2/2/79	8-2, W
Home	2/3/79	5-7, L

ST. MARY'S (Minn.)

All-Time 2-0-0
Home 2-0-0

Location	Date	Result
----------	------	--------

Home	12/13/74	13-1, W
Home	12/14/74	18-1, W

ST. SCHOLASTICA

All-Time 2-0-0
Home 2-0-0

Location	Date	Result
Home	11/24/78	8-3, W
Home	11/25/78	5-3, W

TORONTO

All-Time 3-0-0
Home 3-0-0

Location	Date	Result
Home	1/16/87	12-5, W
Home	1/17/87	10-3, W
Home	10/12/96	6-1, W

WATERLOO

All-Time 4-0-0
Home 4-0-0

Location	Date	Result
Home	11/11/77	6-2, W
Home	11/12/77	8-2, W
Home	10/15/93	10-1, W
Home	10/20/94	6-0, W

WAYNE STATE

All-Time 3-2-0
Home 3-1-0
Away 0-1-0

Location	Date	Result
Home	12/31/05	3-6, L
Home	11/4/06	4-0, W
Away	12/16/06	5-7, L
Home	12/7/07	5-2, W
Home	12/8/08	5-1, W

WESTERN ONTARIO

All-Time 1-0-2
Home 1-0-1
Neutral 0-0-1

Location	Date	Result
Neutral	12/30/79	5-5 (OT), T
Home	10/14/95	9-2, W
Home	10/9/97	1-1 (OT), T

WILFRID LAURIER

All-Time 4-0-0
Home 4-0-0

Location	Date	Result
Home	11/17/78	4-3, W
Home	11/18/78	3-2, W
Home	11/16/79	12-3, W
Home	11/17/79	7-4, W

WINDSOR

All-Time 3-1-0
Home 3-1-0

Location	Date	Result
Home	11/22/75	8-4, W
Home	1/5/77	8-2, W
Home	11/22/77	3-4 (OT), L
Home	11/7/78	5-1, W

WISCONSIN-SUPERIOR

All-Time 5-1-0
Home 5-1-0

Location	Date	Result
Home	11/14/75	9-8 (OT), W
Home	11/15/75	10-2, W
Home	11/12/76	3-6, L
Home	11/13/76	12-5, W
Home	11/25/77	9-3, W
Home	11/26/77	11-3, W

WMU HOCKEY LETTERWINNERS

A's

Steve Abbott, '80, '81, '82, '83
 Kipp Acton, '76, '77, '78, '79
 Rob Adams, '83, '84, '85, '86
 Matt Addesa, '97, '98, '99, '00
 Josh Akright, '01, '03
 Wade Allison, '17, '18, '19, '20
 Dave Anastos, '74
 Chad Anderson, '96, '97
 Daryl Andrews, '97, '98, '99, '00
 Mike Anella, '74
 Nathan Ansell, '05, '06, '07, '08
 Bill Armstrong, '87, '88, '89
 Alex Aslanidis, '21
 Andy Atkinson, '83, '85
 Ronnie Attard, '20, '21, '22
 Tim Audette, '74
 Tom Auge, '88, '89, '90, '91

B's

Zach Bade, '25
 Luke Bafia, '17, '18, '19, '20
 Bob Bailey, '80, '81, '82, '83
 Chase Balisy, '11, '12, '13, '14
 Matt Barnes, '96, '97, '98, '99
 Anthony Battaglia, '99, '00, '01, '02
 Jacob Bauer, '22, '23, '24
 Mark Beach, '76, '77
 Brette Beebe, '12, '13
 Chris Belanger, '92, '93
 Daniel Bellissimo, '05, '06, '07
 Vince Bellissimo, '03, '04, '05
 Kale Bennett, '18, '19, '20, '21
 Carter Berger, '23, '24
 Shane Berschbach, '11, '12, '13, '14
 Dave Berthelsen, '79, '80, '81, '82
 Brian Bicek, '05, '06, '07, '08
 David Bina, '83, '84, '85, '86
 Mike Bishai, '99, '00, '01, '02
 Trevor Bishop, '21, '23, '24
 Ben Blacker, '17, '18, '19, '20
 Brad Blake, '75
 Guy Blanchard, '80, '81
 Nic Boileau, '02
 Jeff Bond, '79
 Joe Bonnett, '90, '91, '92, '93
 Brent Brekke, '91, '92, '93, '94
 Scooter Brickey, '20, '21, '22
 Lee Brodeur, '86, '87, '88
 Chris Brooks, '93, '94, '95, '96
 Craig Brown, '91, '92, '93, '94
 Dennis Brown, '11, '12, '13, '14
 Jeremy Brown, '93, '94, '95, '96
 Mike Brown, '76, '77, '78, '79
 Rob Bryden, '84, '85, '86, '87
 Alex Bump, '24, '25
 Stuart Burnie, '83, '84, '85, '86
 Cole Burtch, '24
 Kyle Bushee, '04, '05
 Brandon Bussi, '20, '21, '22

C's

Austin Cain, '18, '21
 Ken Calder, '80, '81, '82, '83
 Jeff Campbell, '01, '02, '03, '04
 Max Campbell, '08, '09, '10, '11
 Paul Cappuccio, '77, '78
 Justin Cardwell, '94, '95, '96, '97
 Tom Carriere, '93
 Joe Cassetti, '24
 Scott Chartier, '93
 Jeremy Cheyne, '03, '04

Chuck Chiatto, '84, '85, '86
 Mike Cichy, '13, '14
 Chris Clackson, '07, '08, '09, '10
 Matt Clackson, '06, '07, '08
 Chris Clarke, '88, '89, '90, '91
 Kevin Clauson, '98
 Tony Code, '94, '95
 Sam Colangelo, '24
 Geoff Collard, '96, '97, '98, '99
 Jordan Collins, '08, '09, '10
 Kevin Connaughton, '09
 Colt Conrad, '16, '17, '18, '19
 Trevor Cook, '02, '03, '04, '05
 Joe Corvo, '96, '97
 Matteo Costantini, '24, '25
 Scott Coulter, '78, '79, '80, '81
 Lawton Courttnall, '17, '18, '19, '20
 Dave Cousineau, '00, '01, '02, '03
 Ryan Crane, '99, '00, '01, '02
 Matt Cressman, '94, '95, '96, '97
 J.J. Crew, '09, '10, '11, '12
 David Cromer, '83
 Jeff Crossman, '83, '84, '85, '86
 Cole Crusberg-Roseen, '24, '25
 Jim Culhane, '84, '85, '86, '87

D's

Ryan D'Arcy, '92, '93, '94
 Paul Davies, '01, '02, '03, '04
 Brad Dawson, '89, '90, '91, '92
 Danny DeKeyser, '11, '12, '13
 Chris Dienes, '14, '15, '16, '17
 Matt Dietz, '77, '78, '79
 Dawson DiPietro, '18, '19, '20
 Kevin Donoghue, '84
 Dan Dorion, '83, '84, '85, '86
 Jim Doyle, '79, '80, '81
 Lucas Drake, '01, '02, '03, '04
 Robby Drazner, '25
 Sheldon Dries, '14, '15, '16, '17
 Andrew Dwyer, '03, '06
 Pat Dwyer, '02, '03, '04, '05
 Steve Duke, '95, '96, '97, '98
 Tim Dunlop, '75, '76, '77, '78

E's

Mike Eastwood, '88, '89, '90, '91
 Trevor Elias, '10, '11, '12, '13
 Mike Erickson, '05, '06
 Phil Eve, '74, '75, '76, '77

F's

Bryan Farquhar, '99, '00
 Matt Federico, '11
 Pat Ferschweiler, '91, '92, '93
 Cedric Fiedler, '21, '22, '23, '24
 Ross Fitzpatrick, '79, '80, '81, '82
 Taylor Fleming, '14, '15, '16, '17
 Tom Fletcher, '84, '85
 Adam Flink, '08
 Scott Foster, '03, '04
 Chris Frank, '06, '07, '08, '09
 Ethen Frank, '18, '19, '20, '21, '22
 Gordie Frantti, '90
 Aidan Fulp, '21, '22, '23
 Henry Fung, '84, '85, '86, '87

G's

Wayne Gagne, '84, '85, '86, '87
 Ben Gagnon, '00, '01, '02, '03
 Zak Galambos, '23, '24
 Patrick Galivan, '06, '07, '08, '09

WMU HOCKEY ALL-TIME LETTERWINNERS

Cole Gallant, '19, '20, '21, '22, '23
 Brian Gallentine, '92, '93, '94, '95
 Bob Gardiner, '75, '76, '77, '78
 Scott Garrow, '89, '90, '91, '92
 Riley Gill, '07, '08, '09, '10
 Ty Glover, '21, '22
 Paul Glynn, '02
 Neal Goff, '15, '16, '17, '18
 Weldon Good, '74, '75
 Trevor Gorsuch, '16, '17, '19
 David Gove, '98, '99, '00, '01
 Luke Grainger, '21, '22, '23, '24
 Jeff Green, '87, '88, '89, '90
 Jim Grillo, '82, '83
 Jacques Guske, '74, '75, '76
 Marv Guske, '74

H's

Garrett Haar, '12, '13
 Aaron Hadley, '14, '15, '16, '17
 Lukas Hafner, '14, '15, '16
 Iiro Hakkarainen, '25
 Todd Halloran, '89
 Jim Hamelink, '74
 Al Hamernick, '74, '75, '76, '77
 Mike Hanson, '84, '85
 Colton Hargrove, '13, '14, '15
 Glenn Healy, '82, '83, '84, '85
 Ty Henricks, '25
 Ross Henry, '10, '11
 Tom Hilfman, '77, '78, '79, '80
 Chad Hillebrand, '21, '22, '23, '24
 Daniel Hillsendager, '21, '22, '23, '24
 Rob Hodge, '74, '75, '76
 Jim Holman, '94
 Bob Holmsten, '76
 Ron Hoover, '86, '87, '88, '89
 Bill Horn, '86, '87, '88, '89
 Larry Howe, '75
 Scott Howe, '86, '87
 Skip Howey, '75, '76, '77, '78
 Bob Hutchins, '74, '75

I's

Matheson Iacopelli, '16, '17
 Derek Innanen, '94, '95, '96
 Joel Irving, '95, '96, '97, '98

J's

Mike Jarmuth, '01, '02, '03, '04
 Jason Jennings, '90, '91, '92, '93
 Glenn Johannesen, '81, '82, '83, '84
 Brett John, '04, '06, '07
 Lance Johnston, '82, '83, '84, '85
 Caley Jones, '99, '00
 Keith Jones, '89, '90, '91, '92
 Michael Joyaux, '19, '20, '21, '22

K's

Oliwer Kaski, '16
 Jared Katz, '09, '10
 Brendan Kenny, '94, '95, '96, '97
 Will Kessel, '12, '13, '14, '15
 Jeff Kick, '87
 David Killip, '12, '14
 Rhett Kingston, '20, '22
 Dave Kintz, '74
 Chad Kline, '98, '99, '01, '02
 Cam Knuble, '21, '22, '23, '24, '25
 Tony Kolozsy, '97
 Justin Kovacs, '12, '13, '14
 Brian Kramer, '25
 Dave Krisky, '06, '07, '08
 Jared Kucharek, '19, '20
 Jerry Kuhn, '08, '09, '10, '11

Mike Krynski, '77, '78, '79

L's

Kevin Labatte, '04, '05, '06, '07
 Misha Lapin, '93, '94
 Nolan LaPorte, '13, '14, '15, '16
 Al Lariviere, '89
 Hugh Larkin, '21, '22, '23, '24
 J.P. LaRoche, '90, '91
 Bart Larson, '77
 Dana Lattery, '01, '02, '03, '04
 Rob Laurie, '89, '90, '91, '92
 Kirk Laursen, '23
 Todd Lawson, '88
 Cam Lee, '17, '18, '19, '20
 Tristan Lemyre, '25
 Mark Lentsch, '77
 Mike Leone, '11, '12, '13
 Francois Leroux, '92
 Mike Lesperance, '05, '06, '07, '08
 Mark Letestu, '07
 Mike Levendusky, '09, '10, '11
 Jeff Lindsay, '74, '75, '76
 David Lobdell, '85, '86, '87, '88
 Jeff LoVecchio, '06, '07, '08
 Brent Lovett, '95, '96, '97, '98
 Jeff Lukasak, '97, '98, '99, '00
 Tyler Ludwig, '07, '08, '09
 Jonathan Lupa, '05, '06, '07, '08

M's

Chris MacDonald, '83, '84, '85, '86
 Oliver MacDonald, '23
 Marc Magliarditi, '96
 Ryan Mahrle, '04, '05, '06, '07
 Peder Malerin, '80
 Darren Maloney, '94, '95, '96
 Mike Mantua, '02, '03, '04
 Eric Marvin, '03, '04, '06
 Lucas Matta, '23
 Dan May, '76, '77
 Jamal Mayers, '93, '94, '95, '96
 Ryan McAllister, '23
 Jay McCabe, '99
 Kevin McCaffrey, '85, '86, '87, '88
 Hugh McGing, '17, '18, '19, '20
 Scott McIntosh, '80
 Mike McKee, '14, '15, '16, '17
 Joe McMahan, '76
 Pat McMahan, '79, '80
 Jade McMullen, '17, '18, '19
 Jim McNamara, '04, '05
 Mike Melas, '97, '98
 Sam Mellor, '14
 Doug Melnyk, '87, '88, '89, '90
 Jack Mesic, '25
 Owen Michaels, '24, '25
 Kyle Millar, '95, '96
 Austin Miller, '99, '00, '01, '02
 Ben Miller, '13
 Hakan Millen, '80, '81
 Brett Mills, '97, '98, '00, '01
 Chuck Mindel, '97, '98, '99
 Greg Mitchell, '99
 Kelly Mitchell, '78, '79, '80, '81
 Scott Moldenhauer, '15, '16, '17, '18
 Griffen Molino, '16, '17
 Daryl Moore, '04, '05, '06
 Kenney Morrison, '13, '14, '15
 Peet Moseley, '97
 Jason Moul, '04, '05, '06, '07
 Randy Moy, '74, '75
 Aidan Muir, '15, '16, '17, '18
 Ralph Murphy, '79, '80, '81, '82

WMU HOCKEY LETTERWINNERS

N's

Patrick Nagorsen, '08, '09
 Jacob Napier, '24
 Zach Nehring, '25
 Thomas Nitsche, '14
 Willemn Nong-Lambert, '15, '16
 Carlin Nordstrom, '95, '96, '97
 Kyle Novak, '14, '16
 Frank Novock, '96, '97, '98, '99

O's

Kevin O'Connor, '07, '08
 Kyle O'Kane, '09, '10, '11, '12
 Diego Odino, '80, '81, '82, '83
 Jordan Oesterle, '12, '13, '14
 Collin Olson, '17
 Jim Olson, '79, '80, '81, '82
 Terry Olson, '79, '80, '81, '82
 Cam Orchard, '18
 Gary Orhn, '82, '83, '84, '85
 J.T. Osborn, '16

P's

Jeff Pack, '87
 Travis Paeth, '08, '09
 Joe Pagliacci, '78, '79, '80, '81
 Rob Pallin, '89, '90
 Phil Partlan, '81
 Brian Pasko, '01, '03
 Josh Passolt, '18, '19, '20, '21, '22
 Chris Peck, '98, '99
 Ben Pedersen, '79, '80
 Deno Pellegrino, '82
 Jack Perbix, '23
 Ron Pesetti, '83, '84, '85, '86
 Ethan Phillips, '24
 Murray Pickel, '75, '76, '77
 Jeff Pierce, '05, '06, '07, '08
 Nick Pisellini, '11, '12
 Josh Pitt, '13, '14, '15
 Paul Polillo, '87, '88, '89, '90
 Jason Polin, '20, '21, '22, '23
 Mat Ponto, '02, '03, '04, '05
 Mike Pasma, '87, '88, '89, '90
 Mike Power, '90

R's

Peter Raps, '77, '78, '80, '81
 Michael Reby, '15, '16, '17
 Jason Redenius, '98, '99, '00
 Shane Redshaw, '87, '88, '89, '90
 Doug Reed, '74
 Jeff Regan, '82
 Rob Reid, '80, '81, '82, '83
 Paul Reifenberger, '82, '83
 Brian Renfrew, '92, '93, '94, '95
 Jeff Reynaert, '99, '00, '01, '02
 Derek Roehl, '09, '10, '11, '12
 Steve Roll, '74
 Jamie Rome, '19, '20, '21, '22, '23
 Shaun Rose, '00, '01, '02, '03
 Mike Ross, '88, '89, '90, '91
 Steve Roth, '74, '75, '76
 Cameron Rowe, '23, '24, '25
 Jeff Rucinski, '97, '98
 Dave Rue, '81, '82
 Austin Rueschhoff, '18, '19, '20
 Brent Rumble, '00, '01, '02, '03
 Pat Ryan, '84, '85, '86, '87
 Andy Rymsha, '87, '88, '89, '90
 Steve Rymsha, '98, '99, '00, '01

S's

Lukas Samuelsson, '20, '21
 Mattias Samuelsson, '19, '20
 Max Sasson, '22, '23
 Bernie Saunders, '76, '77, '78, '79
 John Saunders, '76
 L.J. Scarpace, '97
 Wyatt Schingoethe, '22, '23, '24, '25
 Derek Schooley, '91, '92, '93, '94
 Corey Schueneman, '16, '17, '18, '19
 Kevin Scott, '78, '79, '80, '81
 Bob Scurfield, '79, '80, '81, '82
 Frank Serratore, '78, '79
 Mike Shafer, '74, '75
 Zack Sharp, '25
 Steve Sherman, '75
 Steve Silver, '06, '07, '08, '09
 Sam Sjolund, '24, '25
 Steve Slasor, '80
 Chris Slater, '98
 Ian Slater, '09, '10, '11, '12
 Frank Slubowski, '12, '13, '14, '15
 Grant Slukynsky, '25
 Hampton Slukynsky, '25
 Eddie Smith, '87
 Neil Smith, '75, '76, '77, '78
 Steve Smith, '75, '76, '77, '78
 John Snyder, '74
 Ean Somoza, '24, '25
 Greg Squires, '09, '10, '11, '12
 Matt Stewart, '14, '15
 Dan Stothers, '78, '79, '80, '81
 Paul Stoykweych, '16, '17, '18
 Andy Suhy, '89, '90, '91, '92
 Paul Szczechura, '04, '05, '06, '07
 Garrett Szydowski, '25

T's

Matt Taylor, '79
 Matt Tennyson, '10, '11, '12
 Troy Thrun, '84, '85, '86
 Frederik Tiffels, '15, '16, '17
 Jim Tolliver, '97
 Frank Tomchak, '78
 Andy Townsend, '00, '01, '02, '03
 Brian Tulik, '88, '89, '91, '92

V's

Joona Väisänen, '25
 Liam Valente, '25
 Carson Vance, '18
 Brett Van Os, '18, '20, '21
 Chris Venkus, '88, '89

W's

Dane Walters, '10, '11, '12, '13
 Brent Walton, '03, '04, '05, '06
 Colin Ward, '91, '92, '93, '94
 Ben Warda, '11, '13
 Corey Waring, '97, '98, '99, '00
 Paul Washe, '18, '19, '20, '21, '22
 Tim Washe, '21, '22, '23, '24, '25
 Cam Watson, '08, '09, '10
 Ryan Watson, '08, '09, '10, '11
 J.J. Weaks, '01
 Sean Weaver, '06, '07, '09
 Lee Weitzman, '74, '75
 Dylan Wendt, '22, '23, '24
 Jarred White, '21
 Rich Whitten, '87, '88, '89, '90
 Mike Whitton, '92, '93, '94, '95
 Andy Widmar, '82

WMU HOCKEY LETTERWINNERS

Joe Wiernik, '74, '76
Mark Wilkinson, '98, '99, '00, '01
Peter Wilkinson, '93, '94, '96
Steve Williams, '79
Byron Witkowski, '90, '91, '92, '93
Luke Witkowski, '10, '11, '12, '13
Jeff Wojcik, '97
Ethan Wolthers, '23, '25
Ken Woltman, '77
Dave Woonton, '74, '75, '76
Bob Worden, '86
Drew Worrada, '19, '20, '21, '22

Y's

Rob Yamashita, '00, '01
Reid Yantzi, '03, '04, '05, '06

Z's

Richard Zehnal, '18
Lynn Zimmerman, '91, '92
Shawn Zimmerman, '94, '95, '96, '97

For years lettered, refer to example:
'94, '95 indicates 1993-94, 1994-95

WMU HOCKEY PLAYER REGISITER

Jim Holman, D	'92-'95	43	0	3	3	Mattawan, Mich.	Pat McMahon, D	'78-'80	44	3	11	14	Winnetka, Ill.
Bob Holmsten, D	'75-'76	29	0	2	2	Saint Paul, Minn.	Jade McMullen, RW	'15-'19	115	12	18	30	Fort St. John, B.C.
Ron Hoover, C-LW	'85-'89	161	88	83	171	Oakville, Ontario	Jim McNamara, D	'03-'05	65	3	11	14	Macomb, Mich.
Larry Howe, D	'74-'75	6	1	0	1	Lake Forest, Ill.	Mike Melas, C	'95-'98	73	28	43	71	Thornhill, Ontario
Scott Howe, D	'84-'88	86	4	16	20	Port Huron, Mich.	Sam Mellor, C	'13-'16	53	2	9	11	Cranbrook, B.C.
Skip Howey, C-RW-D	'74-'78	118	37	50	87	Trenton, Mich.	Doug Melnyk, D	'86-'90	146	8	37	45	London, Ontario
Bob Hutchins, C-LW	'73-'75	56	31	51	82	Mount Clemens, Mich.	Jack Mesic, D	'24-'25	3	0	0	0	Plymouth, Mich.
Matheson Iacopelli, RW	'15-'17	67	21	22	43	Brownstown, Mich.	Owen Michaels, C	'23-Cur.	80	20	23	43	Northville, Mich.
Derek Innanen, LW	'93-'96	96	35	31	66	Kitchener, Ontario	Kyle Millar, C	'94-'96	79	31	27	58	Winnipeg, Manitoba
Lucas Isley, LW	'08-'09	4	0	0	0	Bonnyville, Alberta	Hakan Millen, D	'79-'81	41	1	10	11	Leksand, Sweden
Joel Irving, RW-C	'94-'98	139	25	30	55	Lumsden, Saskatchewan	Austin Miller, D	'98-'02	142	3	20	23	Vestal, N.Y.
Mike Jarmuth, D	'00-'04	142	13	56	69	Monkton, Ontario	Ben Miller, F/D	'09-'13	14	0	2	2	Oakland, Mich.
Jason Jennings, C-RW	'89-'93	142	32	38	70	West Vancouver, British Columbia	Jeff Miller, D	'80-'81	9	0	0	0	Trenton, Mich.
Mark Jodoin, LW-C	'93-'94	3	0	1	1	Cornwall, Ontario	Brett Mills, RW	'96-'01	142	16	28	44	Chestermere, Alberta
Glenn Johannesen, D	'80-'84	141	10	53	63	Red Deer, Alberta	Chuck Mindel, LW	'96-'99	99	27	18	45	Washington, Mo.
Brett John, LW-C-RW	'03-'07	84	2	3	5	Plymouth, Mich.	Greg Mitchell, RW	'98-'00	17	1	1	2	Wellesley, Mass.
Lance Johnston, D-LW	'81-'85	148	47	89	136	Quesnel, British Columbia	Kelly Mitchell, C	'77-'81	137	64	95	159	Ajax, Ontario
Caley Jones, RW	'96-'00	69	2	6	8	Chatham, Ontario	Scott Moldenhauer, D	'14-'18	140	7	29	36	Oak Ridge, N.C.
Keith Jones, RW	'88-'92	153	83	80	163	Brantford, Ontario	Griffen Molino, C	'15-'17	76	26	32	58	Brantford, Mich.
Michael Joyaux, D	'18-'22	120	16	51	67	Bloomington, Ill.	Daryl Moore, LW-C	'02-'06	93	10	23	33	Brantford, Ontario
Oliver Kaski, D	'15-'17	32	4	8	12	Pori, Finland	Kenney Morrison, D	'12-'15	115	16	38	54	Lloydminster, Alberta
Jared Katz, C	'08-'10	66	10	18	28	San Jose, Calif.	Jason Moul, RW	'03-'07	131	10	15	25	Livonia, Mich.
P.J. Kavaya	'08-'10	12	0	1	1	San Clemente, Calif.	Randy Moy, C-RW	'73-'75	56	33	44	77	Madison Heights, Mich.
Conn Kelly, F	'84-'85	1	0	0	0	Toronto, Ontario	Aidan Muir, LW	'14-'18	118	14	32	46	Brampton, Ontario
Brendan Kenny, D	'93-'97	131	3	16	19	Edmonton, Alberta	Jay Mumford, D	'73-'74	4	0	0	0	Hamilton, Ontario
Will Kessel, F	'11-'15	148	20	25	45	Bloomfield Hills, Mich.	Ralph Murphy, D	'78-'82	124	20	90	110	Oshawa, Ontario
Jeff Kick, C-LW	'84-'87	51	4	5	9	Glenview, Ill.	Patrick Nagorsen, C	'07-'11	84	3	14	17	Novi, Mich.
David Killip, F	'11-'15	47	5	5	10	Kelowna, B.C.	Jacob Napier, D	'23-'24	6	0	1	1	Lancaster, N.Y.
Bob Kimball, LW	'79-'80	1	0	0	0	Ridgeview, Ill.	Zach Nehring, RW	'24-Cur.	42	13	17	30	Minot, N.D.
G.W. King, D	'98-'99	2	0	0	0	Midland, Ontario	Dave Nelson, D	'75-'76	1	0	1	1	n/a
Rhett Kingston, LW	'18-'22	58	12	9	21	Black Diamond, Alberta	Thomas Nitsche, D	'13-'17	70	2	9	11	Charlotte, N.C.
Dave Kintz, RW	'73-'74	30	22	12	34	Farmington Hills, Mich.	Dan Newkirk, D	'83-'84	4	0	0	0	Arlington Heights, Ill.
Chad Kline, C-LW	'97-'02(a)	121	16	28	44	Everett, Wash.	Willem Nong-Lambert, LW	'14-'16	54	1	4	5	Urbandale, Iowa
Cam Knuble, F	'20-'25	113	7	11	18	Grand Rapids, Mich.	Carlin Nordstrom, RW	'94-'97	104	15	20	35	Saskatoon, Saskatchewan
Tony Kolozsy, C	'96-'97	35	8	10	18	Rolling Meadows, Ill.	Kyle Novak, RW	'13-'17	85	14	17	31	O'Fallon, Mo.
Justin Kovacs, F	'11-'15	129	23	53	76	Grosse Point Woods, Mich.	Frank Novocck, C-RW	'95-'99	149	43	48	91	Detroit, Mich.
Brian Kramer, D	'24-'25	42	2	15	17	Wexford, Pa.	Kevin O'Connor, D	'06-'09	59	3	8	11	Trenton, Mich.
Dave Krisky, LW	'05-'09	84	8	15	23	Westbank, British Columbia	Diego Odino, LW-C	'79-'83	94	24	26	50	Toronto, Ontario
Mike Krynski, D	'76-'79	97	5	27	32	Bloomington, Minn.	Kyle O'Kane, RW	'08-'12	124	27	23	50	St. Louis, Mo.
Jared Kucharek, D	'18-'22	70	1	12	13	Royal Oak, Mich.	Jordan Oesterle, D	'11-'14	113	7	27	34	Dearborn Heights, Mich.
Jeff Kyrzakos, RW	'04-'05	7	0	0	0	Mississauga, Ontario	Jim Olson, LW	'78-'82	126	32	39	71	Saint Paul, Minn.
Kevin Labatte, RW	'03-'07	133	13	11	24	Ogden, Utah	Terry Olson, RW	'78-'82	137	62	83	145	Victoria, B.C.
Misha Lapin, D	'92-'95	80	6	13	19	Moscow, Russia	Cam Orchard, C	'17-'20	28	2	5	7	Middleville, Mich.
Dana Lattery, C-RW-LW	'00-'04	140	65	55	120	Cochrane, Alberta	Gary Orhn, D	'81-'85	140	5	22	27	Coleraine, Minn.
Hugh Larkin, RW	'20-'24	113	15	14	29	Livonia, Mich.	J.T. Osborn, LW	'12-'16	50	4	1	5	Alpine, Calif.
J.P. LaRoche, LW-C	'89-'92	70	7	3	10	Canton, Mich.	Jeff Pack, D	'86-'87	30	2	13	15	Lincolnshire, Ill.
Nolan LaPorte, F	'12-'16	133	33	37	70	Mokena, Ill.	Travis Paeth	'07-'11	78	3	6	9	Muskegon, Mich.
Bart Larson, LW	'76-'77	36	9	27	36	Bloomington, Minn.	Rob Pallin, C-D	'88-'90	54	3	5	8	Chisholm, Minn.
Todd Lawson, RW	'87-'89	42	5	4	9	Port Huron, Mich.	Phil Partlan, RW	'80-'82	33	4	4	8	Trenton, Mich.
Cam Lee, D	'16-'20	137	18	67	85	Fergusons Cove, Nova Scotia	Brian Pasko, D	'00-'04	78	4	6	10	Lisle, Ill.
Tristan Lemyre, RW	'24-'25	42	6	8	14	Mirabel, Quebec	Josh Passolt, LW	'17-'22	166	44	64	108	Hayward, Wis.
Mark Lentsch, LW	'76-'77	27	2	2	4	Saint Paul, Minn.	Tim Pavek, RW	'74-'75	6	0	0	0	Edina, Minn.
Mike Leone, F	'10-'13	81	14	26	40	Dearborn, Mich.	Ben Pedersen, D	'78-'80	62	18	43	61	Aurora, Ontario
Francois Leroux, LW	'91-'93	50	10	8	18	La Prairie, Quebec	Deno Pellegrino, LW	'81-'82	20	0	0	0	Apple Valley, Minn.
Mike Lesperance, LW	'04-'08	96	11	15	26	Newmarket, Ontario	Jack Perbix, C	'22-'23	39	6	13	19	Elk River, Minn.
Mark Letestu, C	'06-'07	37	24	22	46	Elk Point, Alberta	Ron Pesetti, D	'82-'86	135	14	45	59	Laval, Quebec
Glen Letourneau, D	'76-'77	14	2	5	7	Rochester, Minn.	Ethan Phillips, RW	'23-'24	29	9	14	23	Dartmouth, Nova Scotia
Mike Levendusky	'07-'11	110	3	11	14	Greensburg, Pa.	Murray Pickel, C	'74-'78	67	36	38	74	Saint Mary's Ontario
Jeff Lindsay, RW	'73-'76	78	37	73	110	Sarnia, Ontario	Jeff Pierce, RW	'04-'08	140	33	38	71	Troy, Mich.
David Lobdell, D-RW	'84-'88	143	7	13	21	Mount Clemens, Mich.	Josh Pitt, F	'12-'16	115	13	23	36	Brockville, Ontario
Jeff LoVecchio, LW	'05-'08	113	35	39	74	Chesterfield, Mo.	Paul Polillo, C	'86-'90	165	82	189	271	Brantford, Ontario
Brent Lovett, D	'94-'98	108	1	7	8	Eden Prairie, Minn.	Jason Polin, RW	'19-'23	132	60	36	96	Holt, Mich.
Tyler Ludwig, D	'06-'10	152	16	53	69	Colleyville, Texas	Mat Ponto, D	'01-'05	100	3	20	23	Galahad, Alberta
Jeff Lukasak, D-RW	'96-'00	104	6	17	23	Saint Clair, Mich.	Mike Posma, D	'86-'90	159	43	131	174	Medford, N.J.
Jonathan Lupa, D	'04-'08	131	4	15	18	London, Ontario	Pete Raps, LW	'76-'81(b)	132	55	44	99	Toronto, Ontario
Chris MacDonald, D	'82-'86	146	21	92	113	Kingston, Ontario	Michael Reby, LW	'13-'17	118	15	21	36	Clear Creek, Ontario
Oliver MacDonald, F	'22-'24	19	0	3	3	Grosse Pointe, Mich.	Jason Redenius, LW	'96-'00	106	12	11	23	Muskegon, Mich.
Peder Malerin, LW	'79-'80	12	0	0	0	Mora, Sweden	Shane Redshaw, RW	'86-'90	145	73	66	139	Goodwood, Ontario
Ryan Mahrle, D	'03-'07	152	15	55	70	Troy, Mich.	Doug Doug Reed, D	'73-'74	28	4	12	16	New Baltimore, Mich.
Darren Maloney, D	'93-'96	121	8	39	47	Claresholm, Alberta	Jeff Regan, C	'81-'82	32	1	1	2	Saint Cloud, Minn.
Lucas Matta, D	'22-'23	6	0	0	0	Kleinburg, Ontario	Rob Reid, LW	'79-'83	131	62	43	105	Delta, British Columbia
Jamal Mayers, C-RW	'92-'96	155	55	104	159	Mississauga, Ontario	Paul Reifenberger, LW	'81-'83	62	7	11	18	Anoka, Minn.
Ryan McAllister, LW	'22-'23	39	13	36	49	London, Ontario	Richard Reirie, RW	'90-'91	19	3	1	4	Toronto, Ontario
Jay McCabe, RW	'97-'99	36	2	4	6	Blissfield, Mich.	Derek Roehl, LW	'08-'12	133	20	30	50	Clintown Township, Mich.
John McCormick, D	'85-'86	8	0	1	1	South Bend, Ind.	Steve Roll, RW	'73-'74	30	14	24	38	Blue Island, Ill.
Hugh McGing, LW-C	'16-'20	147	46	71	117	Chicago, Ill.	Jamie Rome, F	'18-'23	104	12	15	27	Cochrane, Alberta
Scott McIntosh, C	'79-'80	11	0	1	1	Spokane, Wash.	Todd Rosa, D	'83-'84	1	1	0	1	Riverview, Mich.
Mike McKee, D	'13-'17	101	6	7	13	Newmarket, Ontario	Shaun Rose, C-LW	'99-'03	105	15	14	29	Martensville, Saskatchewan
Derek McKinlay, D	'98-'99	8	0	1	1	Port Frank, Ontario	Mike Ross, D	'87-'91	125	14	49	63	Roseau, Minn.
Joe McMahon, D	'75-'76	29	0	8	8	London, Ontario	Jeff Rucinski, D	'94-'98	152	13	32	45	Independence, Ohio

WMU HOCKEY PLAYER REGSITER

NAME	YEARS	GP	W-L-T	GAA	PCT	HOMETOWN
Dave Rue, D	'80-'83	99	7 29 36			
Austin Rueschhoff, C	'17-'20	105	35 35 70			
Brent Rumble, LW	'99-'03	139	23 23 46			
Pat Ryan, LW	'83-'87	162	40 52 92			
Andy Rymsha, LW-D	'86-'90	155	16 32 48			
Steve Rymsha, LW	'97-'01	137	48 50 98			
Lukas Samuelsson, F	'17-'21	20	0 1 1			
Mattias Samuelsson, D	'18-'20	65	7 19 26			
Max Sasson, C	'21-'23	75	24 40 64			
Bernie Saunders, LW-RW	'75-'79	140	76 78 154			
John Saunders, D	'75-'76	2	0 0 0			
Wyatt Schingoethe, F	'21-'25	83	6 11 17			
Derek Schooley, D	'90-'94	147	12 52 64			
Corey Schueneman, D	'15-'19	144	14 68 82			
Kevin Scott, D-C	'77-'81	136	24 55 79			
Bob Scurlfield, C-LW	'78-'82	130	82 95 177			
Mike Shafer, D	'73-'75	54	10 31 41			
Zack Sharp, D	'24-Cur.	42	5 4 9			
Steve Silver, D	'05-'09	120	4 8 12			
Sam Sjolund, D	'22-Cur.	80	7 40 47			
Steve Slasor, D	'79-'80	20	2 10 12			
Chris Slater, LW	'97-'98	21	4 3 7			
Ian Slater, RW	'08-'12	151	23 23 46			
Grant Slukynsky, C	'24-Cur.	42	10 26 36			
Mike Smark, D	'74-'75	10	1 6 7			
Eddie Smith, RW	'86-'88	56	9 12 21			
Neil Smith, D	'74-'78	130	20 116 136			
Steve Smith, C	'74-'78	116	54 87 141			
John Snyder, D	'73-'74	24	2 4 6			
Ean Somoza, C	'23-'25	12	0 0 0			
Greg Squires, RW	'08-'12	160	26 74 100			
Matt Stewart, D	'11-'15	64	3 6 9			
Dan Stothers, C	'77-'81	129	30 65 95			
Paul Stoykewych, D	'14-'18	82	8 15 23			
Andy Suhly, LW-D	'88-'92	155	10 25 35			
Brad Swain, D	'91-'92	2	0 0 0			
Paul Szczechura, C	'03-'07	153	44 86 130			
Garrett Szydowski, RW	'23-Cur.	39	3 7 10			
Matt Taylor, D	'78-'79	2	0 0 0			
Matt Tennyson, D	'09-'12	117	22 32 54			
Brad Thompson, D	'76-'78	10	0 0 0			
Frederik Tiffels, LW	'14-'17	105	27 32 59			
Troy Thrun, C	'83-'86	122	81 102 183			
Frank Tomchak, LW	'77-'78	21	5 3 8			
Andy Townsend, D	'99-'03	127	5 19 24			
Brian Tulik, D	'87-'92	168	16 33 49			
Joona Väisänen, D	'24-Cur.	42	4 22 26			
Liam Valente, LW	'24-Cur.	42	14 19 33			
Brett Van Os, LW	'17-'21	80	10 12 22			
Carson Vance, D	'17-'19	33	0 1 1			
Chris Venkus, RW	'87-'89	84	10 20 30			
Dane Walters, RW	'09-'13	144	39 44 83			
Brent Walton, RW	'02-'06	154	72 84 156			
Colin Ward, LW	'90-'94	155	88 57 145			
Ben Warda, C	'10-'13	74	9 15 24			
Corey Waring, LW	'96-'00	123	27 36 63			
Paul Washe, C	'17-'22	140	37 38 75			
Tim Washe, C	'20-'25	171	28 46 74			
Cam Watson, LW	'06-'10	124	21 20 41			
Ryan Watson, LW-C	'07-'11	130	16 14 30			
Sean Weaver, LW	'05-'09	77	5 3 8			
Lee Weitzman, D	'73-'75	55	8 22 30			
Dylan Wendt, LW	'21-'24	111	32 37 69			
Bruce West, D	'76-'77	37	4 14 18			
Jarred White, LW	'20-'22	14	0 2 2			
Rich Whitten, C-D	'87-'90	134	21 17 38			
Mike Whitton, C-LW	'91-'95	134	37 26 63			
Andy Widmar, C	'81-'83	20	0 4 4			
Joe Wiernik, RW	'73-'76	58	17 26 43			
Mark Wilkinson, C-RW-D	'97-'01	74	4 10 14			
Peter Wilkinson, C-LW-RW	'91-'96	107	10 23 33			
Steve Williams, LW	'78-'79	12	1 2 3			
Byron Witkowski, LW	'89-'93	139	34 27 61			
Luke Witkowski, D	'09-'13	152	7 31 38			
Jeff Wojcik, LW	'96-'98	27	1 2 3			
Ethan Wolthers, F	'22-'25	22	4 5 9			
Dave Woonton, D	'73-'77	91	9 16 25			
Bob Worden, LW-C	'85-'86	40	6 4 10			
Drew Worrad, C	'18-'22	129	25 72 97			
Rob Yamashita, D	'99-'03	68	3 7 10			
Fridley, Minn.						
Wentzville, Mo.						
Blenheim, Ontario						
Cobourg, Ontario						
Saint Catharines, Ontario						
Saint Catharines, Ontario						
Voorhees, N.J.						
Voorhees, N.J.						
Birmingham, Mich.						
Ajax, Ontario						
Ajax, Ontario						
Algonquin, Ill.						
Saint Louis, Mo.						
Brighton, Mich.						
Kingston, Ontario						
North Vancouver, B.C.						
Farmington Hills, Mich.						
Naperville, Ill.						
Brighton, Mich.						
Stockholm, Sweden						
Farmington Hills, Mich.						
Hattawan, Mich.						
Sattelite Beach, Fla.						
Warroad, Minn.						
Saint Clair Shores, Mich.						
Clawson, Mich.						
Don Mills, Ontario						
Sarnia, Ontario						
Englewood, Colo.						
Simi Valley, Calif.						
White Plains, N.Y.						
Brighton, Mich.						
Weston, Ontario						
Winnipeg, Manitoba						
Center Line, Mich.						
Airdrie, Alberta						
Brantford, Ontario						
Brighton, Mich.						
West Bloomfield, Mich.						
Pleasanton, Calif.						
Madison Heights, Mich.						
Cologne, Germany						
Ypsilanti, Mich.						
Sault Ste. Marie, Ontario						
East Haven, Conn.						
Edmonton, Alberta						
Kirkkonummi, Finland						
Märsta, Sweden						
St. Albert, Alberta						
Tempe, Ariz.						
Hinsdale, Ill						
St. Paul, Minn.						
Elmira, Ontario						
Leduc, Alberta						
Lake Orion, Mich.						
Brantford, Ontario						
Clarkston, Mich.						
Clarkston, Mich.						
Cambridge, Ontario						
Cambridge, Ontario						
Victoria, British Columbia						
Detroit, Mich.						
Grand Haven, Mich.						
Scarborough, Ontario						
Edmonton, Alberta						
Houghton, Mich.						
Scarborough, Ontario						
Burnsville, Minn.						
Ann Arbor, Mich.						
Portage, Mich.						
Portage, Mich.						
Hazel Crest, Ill.						
Edenwald, Saskatchewan						
Holland, Mich.						
Farmington Hills, Mich.						
Valencia, Calif.						
Saint Clair Shores, Mich.						
Canton, Mich.						
Birr, Ontario						
North Vancouver, British Columbia						
Reid Yantzi, D	'02-'06	126	5 16 21			Tavistock, Ontario
Julian Zamparo, D	'06-'08	1	0 0 0			Toronto, Ontario
Richard Zehnal, C	'15-'18	48	9 19 28			Pardubice, Czech Republic
Lynn Zimmerman, C-LW	'90-'92	68	12 9 21			Fort Erie, Ontario
Shawn Zimmerman, C-RW	'93-'97	149	24 37 61			Englefeld, Saskatchewan
NAME	YEARS	GP	W-L-T	GAA	PCT	HOMETOWN
Steve Abbott, G	'79-'83	64	28-28-3	4.78	.864	Coquitlam, British Columbia
Alex Aslanidis, G	'20-'22	13	5-3-1	3.04	.882	Moorestown, N.J.
Matt Barnes, G	'95-'99	97	27-49-16	3.24	.888	Brantford, Ontario
Daniel Bellissimo, G	'04-'07	88	28-51-8	3.49	.891	Toronto, Ontario
Ben Blacker, G	'16-'20	74	29-24-3	2.91	.902	Oakville, Ontario
Craig Brown, G	'90-'94	105	53-36-10	3.34	.888	Scarborough, Ontario
Brandon Bussi, G	'19-'22	77	46-25-5	2.61	.910	Sound Beach, N.Y.
Austin Cain, G	'17-'21	29	7-15-2	4.11	.859	Ottawa, Ontario
Jim Doyle, G	'78-'81	44	16-22-1	5.14	.848	Chicago, Ill.
Riley Gill, G	'06-'10	110	39-56-12	2.94	.915	Northfield, Minn.
Weldon Good, G	'73-'75	29	18-7-0	3.54	.885	Saint Clair Shores, Mich.
Matt Federico, G	'07-'11	1	0-0-0	0.00	-	Scottsdale, Ariz.
Scott Foster, G	'02-'06	55	20-22-6	3.46	.875	Sarnia, Ontario
Trevor Gorsuch, G	'15-'19	52	25-16-1	2.91	.901	St. Charles, Mo.
Lukas Hafner	'12-'16	86	25-37-10	2.76	.909	Toledo, Ohio
Ray Hannerberg, G	'74-'75	1	0-0-0	3.00	.833	Fraser, Mich.
Mike Hanson, G	'82-'85	18	3-2-0	3.76	.878	Northbrook, Ill.
Ian Harrison, G	'75-'76	5	5-0-0	3.68	.877	London, Ontario
Ross Hawryluk, G	'20-'22	2	0-0-0	0.00	.000	Lloydminster, Alberta
Glenn Healy, G	'81-'85	132	60-62-7	3.86	.888	Pickering, Ontario
Bill Horn, G	'85-'89	136	71-53-8	4.10	.876	Regina, Saskatchewan
Jerry Kuhn, G	'07-'11	64	16-27-13	2.69	.912	Southgate, Mich.
Rob Lane, G	'75-'76	2	2-0-0	4.00	.742	London, Ontario
Al Lariviere, G	'88-'92	1	0-0-0	0.00	1.00	Mason, Mich.
Rob Laurie, G	'88-'92	49	16-19-3	4.97	.839	Clarkston, Mich.
Kirk Laursen, G	'22-Cur.	3	1-1-0	3.09	.829	Bloomfield Hills, Mich.
Marc Magliarditi, G	'95-'96	36	23-11-2	2.59	.910	Niagara Falls, N.Y.
Eric Marvin, G	'02-'06	15	3-6-0	4.06	.860	Naperville, Ill.
Dan May, G	'75-'77	33	9-19-1	4.98	.850	Saint Clair Shores, Mich.
Mike Mantua, G	'01-'04	49	17-22-2	3.48	.878	Northville, Mich.
Will Massey, G	'15-'20	2	0-0-0	2.43	.900	Penfield, N.Y.
Kevin McCaffrey	'84-'88	46	19-17-1	4.42	.864	Bramalea, Ontario
Ryan Mensing, G	'05-'06	2	0-0-0	9.09	.429	Langley, British Columbia
David Mitchell, G	'94-'95	5	0-0-0	5.08	.875	Livonia, Mich.
Peet Moseley, G	'96-'97	3	2-			