

WESTERN MICHIGAN FOOTBALL



2010 SPRING GUIDE



2010 WMU FOOTBALL SPRING PROSPECTUS

G
6
10
20
30
40
50
40
30
20
10
G

Western Michigan University

School Western Michigan University
 Location Kalamazoo, Mich. 49008
 Enrollment 24,576
 Nickname Broncos
 Colors Brown & Gold
 Stadium Waldo Stadium
 Capacity 30,200
 Surface FieldTurf (installed 2006)
 Affiliation NCAA Division I-A
 Conference Mid-American (MAC) West Division
 President Dr. John M. Dunn
 Northern Illinois, 1967
 Athletics Director Kathy Beauregard
 Hope, 1979
 Assistant Athletic Director Monty Porter
 Iowa, 1989

Media Relations

Director of Athletic Media Relations/Football Contact Mat Kanan
 Ohio, 1997
 Office 269-387-4125
 Cell 269-998-2259
 Press Box 269-387-3064/3065
 E-mail mat.kanan@wmich.edu
 Assistant Director of Athletic Media Relations Matt Holmes
 Indianapolis, 2002
 Assistant Director of Athletic Media Relations Kristin Keirns
 Heidelberg, 2005
 Assistant Director of Athletic Media Relations Adam Bodnar
 Western Michigan, 2008
 Web site www.wmubroncos.com

Team Information

2009 Overall Record 5-7
 2009 Conference Record/Finish 4-4 MAC West, 3rd
 Offensive Formation Multiple
 Defensive Formation 4-3
 Letterwinners Returning 35 (14 o, 19 d, 2 s)
 Letterwinners Lost 14 (7 o, 6 d, 1 s)
 Starters Returning 16 (7 o, 7 d, 2 s)
 Offense Robert Arnheim (WR), Nick Clemens (OG), Nick Mitchell (C),
 Juan Nunez (WR), Anthony Parker (OT),
 Phillip Swanson (OG), Jordan White (WR)
 Defense Mario Armstrong (SS), Jamail Berry (FS), Freddie Bishop (DE),
 Deauntay Legrier (LB), David Lewis (CB),
 Doug Wiggins (NICK), Mitch Zajac (LB)
 Special Teams Ben Armer (P), John Potter (K)
 Starters Lost 9 (4 o, 4 d, 1 s)
 Offense Tim Hiller (QB), Matt Stevens (TE),
 Paul Wasikowski (OG), Brandon West (RB)
 Defense Justin Braska (DE), Cody Cielenski (DT),
 Andy Dorcely (CB), Austin Pritchard (LB)
 Special Teams Tom Harrington (LS)

Bronco Coaching Staff

Head Coach/Offensive Coordinator Bill Cubit (Sixth season)
 Delaware, 1975
 Career Record 68-45-1, nine seasons
 Widener (five seasons) 34-18-1
 Western Michigan (five seasons) 34-27
 Mid-American Conference record (five seasons) 24-15

Defensive Coordinator/Linebackers

Dave Cohen (First season)
 Long Island - C.W. Post, 1988

Assistant Head Coach/Wide Receivers

Mike Grant (Third season)
 Nebraska, 1993

Cornerbacks

Amp Campbell (First season)
 Michigan State, 1999

Quarterbacks

Ryan Cubit (First Season)
 Western Michigan, 2006

Defensive Line

Lou Esposito (First season)
 Memphis, 2001

Tight Ends

Jake Moreland (Sixth season)
 Western Michigan, 2000

Safeties

Rich Nagy (First season)
 Trinity, 1987

Running Backs/Special Teams

Mike Sabock (Third season)
 Baldwin-Wallace, 1977

Offensive Line

Bob Stanley (Fourth Season)
 Texas, 1968

Defensive Graduate Assistant

Brent Bassham (Second season)
 Western Michigan, 2008

Offensive Graduate Assistant

Steve Casula (First season)
 Delaware, 2009

Bronco Administration/Support

Supervising A.D., Football Monty Porter
 Director of Football Operations Tim Knox
 Strength & Conditioning Coach Nate Peoples
 Director of Medical Services Kyle Blecha
 Equipment Manager Kenico Hines
 Video Coordinator Patrick Bracken

Bronco Football Offices

WMU Football Office Bill Brown Alumni Football Center
 1903 W. Michigan Ave.
 Kalamazoo, MI 49008-5422
 Phone 269-387-8620
 Fax 269-387-8623

Bronco Football History

First varsity season 1906
 All-time record/seasons 509-399-24/104 seasons
 MAC Championships 1966, 1988
 MAC West Division Titles 1999, 2000
 Bowl Appearances Aviation Bowl, 1961 (New Mexico 28, WMU 12)
 California Bowl, 1988 (Fresno State 35, WMU 30)
 International Bowl, 2007 (Cincinnati 27, WMU 24)
 Texas Bowl, 2008 (Rice 38, WMU 14)
 All-Americans 14
 Academic All-Americans 8
 NFL Alumni 35

Bronco Radio Network

Radio Bronco Radio Network (WZUU 92.5 - FM — Flagship)
 Phone 269-387-3120
 Fax 269-387-3668
 Play-by-Play Robin Hook (27th season)
 Color Commentary Monty Porter (13th season)

Spring Prospectus Credits

Editor/Layout Mat Kanan
 Content Editing Mat Kanan
 Cover Design Mat Kanan
 Photography GS Photo, Zolton Cohen, WMU Athletics
 Printing WMU Athletics

Information updated through March 17, 2010

2010 WMU FOOTBALL SPRING PROSPECTUS

WMU 2009 SPRING ROSTER – NUMERICAL

NO	NAME	POS
1	Doug Wiggins •	S
4	Jamelle Murray	WR
5	Deshon Lawrence ••	CB
6	Damond Smith •	CB
7	Trey Smith •	WR
8	Ansel Ponder •	WR
9	Tronic Williams	FS
10	Tyler VanTubbergen	QB
11	Dallas Walker	TE
12	Robert Arnheim ••	QB
13	Chleb Ravenell •	WR
14	Alex Carder	QB
16	Matt Mills #	SS
17	John Potter ••	K
17	David Stout ^#	QB
18	Drew Burdi	QB
19	Josh Price ••	CB
20	Brian Fields	RB
21	Antoin Scriven	RB
22	Derek Bahri #	CB
23	Aaron Winchester ••	RB
24	Lewis Toler	CB
25	Alex Jagels ^#	QB
25	David Lewis •	CB
26	Caleb Morris #	K
26	Dan Coci ^#	SS
27	Vernon Stewart #	SS
28	Keith Dixon •	CB
29	Jermaine Vereen	CB
30	Dervon Wallace •	WR
31	Scott Hinds •	WR
32	Milos Antic ^#	LB
32	James O'Neill	TE
33	Mario Armstrong •••	SS
34	Jamail Berry ••	SS
34	Marlon Miles ^#	RB
35	Curtis Cannon #	RB
36	Jaron Deshazor #	RB
36	Evan Steger ^#	K
37	Ben Armer ••	P
37	Evan Watson ^#	CB
38	Chris Prom •	LB
39	Darius Green ^#	RB
39	Waymon Ross	LB
40	Dan Johnston ^#	P
40	Kyle Lark	LB
41	Jordan Brooks ^#	TE
41	Matt Cutler #	DE
42	Dex Jones	LB
43	Chris Blair	TE
45	Shaun Vernon #	LB
46	Clark Mussman	TE
47	Mitch Zajac ••	ILB
47	Mark Onderlinde ^#	RB
50	Dan Crowley #	LB
51	T.J. Hogan #	LB
54	Jason Polmanteer #	DE
56	T.J. Lynch •	DE
57	Ryan Byrne •	DT
58	Andrew Sharp #	DT
60	Nick Mitchell ••	C
61	Nick Clemens •••	OL
62	Kevin Galeher	C

WMU 2010 SPRING ROSTER – ALPHABETICAL

NO	NAME	POS	HT	WT	ELG/CL	HOMETOWN	LAST SCHOOL
32	Milos Antic ^#	LB	5-10	211	R-Fr./So.		
32	Milos Antic ^#	LB	5-10	211	R-Fr./So.	Riverwoods, Ill.	Deerfield
37	Ben Armer ••	P	5-11	219	Jr./Sr.	Janesville, Wis.	Parker
33	Mario Armstrong •••	SS	6-1	192	Sr./Sr.	Warner Robbins, Ga.	Northside
12	Robert Arnheim ••	QB	6-2	198	Jr./Sr.	Orlando, Fla.	Edgewater
22	Derek Bahri #	CB	5-11	190	R-Fr./So.	Walled Lake, Mich.	Walled Lake Central
34	Jamail Berry ••	SS	6-1	205	Sr./5th	New Castle, Del.	Coffeyville CC (Kan.)/William Penn
97	Freddie Bishop	DE	6-3	247	So./Jr.	Inkster, Mich.	Carleton Airport
43	Chris Blair	TE	6-3	235	R-Fr./So.	Grand Rapids, Mich.	East Grand Rapids
	Travonte Boles	DT	5-11	322	Fr./Fr.	Vero Beach, Fla.	Vero Beach
98	David Box ^	DT	6-2	299	R-Fr./So.	Milan, Mich.	Milan
	Desmond Bozeman	LB	6-0	230	Fr./Fr.	Fort Lauderdale, Fla.	Dillard
41	Jordan Brooks ^#	TE	6-2	238	Jr./Sr.	Carole Stream, Ill.	Glenbard North
18	Drew Burdi	QB	6-1	208	Sr./5th	Downers Grove, Ill.	Downers Grove
78	JohnBuwalda #	OL	6-8	305	R-Fr./So.	Kalamazoo, Mich.	Kalamazoo Christian
	Raheam Buxton	S	6-0	175	Fr./Fr.	Pahokee, Fla.	Pahokee
14	Alex Carder	QB	6-2	225	So./Jr.	Shawnee, Kan.	Shawnee Mission Northwest
35	Curtis Cannon #	RB	5-8	187	So./So.	Bellwood, Ill.	Nazareth Academy
	Dareyon Chance	RB	5-4	158	Fr./Fr.	Lauderhill, Fla.	Cardinal Gibbons
61	Nick Clemens •••	OL	6-4	305	Sr./5th	Wauunakee, Wisc.	Wauunakee
26	Dan Coci ^#	SS	5-9	182	R-Fr./So.	Evergreen Park, Ill.	Mt. Carmel
50	Dylan Crowley #	LB	6-2	217	R-Fr./So.	Arlington Heights, Ill.	Prospect
41	Matt Cutler #	DE	6-3	250	R-Fr./So.	Kalamazoo, Mich.	Portage Central
67	Terry Davison	OL	6-5	290	R-Fr./So.	Rensselaer, Ind.	Rensselaer Central
36	Jaron Deshazor ^#	RB	5-8	193	Jr./Sr.	Portage, Mich.	Portage Central
	Manny Diaz	DE	6-3	215	Fr./Fr.	Hialeah, Fla.	Hialeah Miami Lakes
28	Keith Dixon •	CB	6-1	195	Jr./Sr.	Flint, Mich.	Harmony
	Tevin Drake	RB	6-1	210	Fr./Fr.	Brooksville, Fla.	Nature Coast Technical
93	Paul Dreher #	DT	6-5	292	So./Jr.	Buchanan, Mich.	Niles
	Pat Driscoll	DT	6-2	289	Fr./Fr.	Lemont, Ill.	Lemont
20	Brian Fields	RB	5-8	195	R-Fr./So.	New Castle, Del.	William Penn
	Matt Finnin	OL	6-6	304	Fr./Fr.	Crete, Ill.	Crete Monee
62	Kevin Galeher	CT	6-3	316	So./Jr.	Evergreen Park, Ill.	St. Rita
	Nick Galvin	LB	5-11	218	Fr./Fr.	Cincinnati, Ohio	Moeller
	Brendon Gannon	DT	6-2	273	Fr./Fr.	Halethorpe, Md.	Wyoming Seminary (Pa.)
38	Darius Green ^#	RB	5-9	214	So./So.	Kalamazoo, Mich.	South Campus (Minn.)
75	Josh Hadel	OL	6-5	298	R-Fr./So.	Gladstone, Mich.	Gladstone
85	Blake Hammond •	TE	6-4	239	So./Jr.	Mokena, Ill.	Lincoln Way East
99	Paul Hazel •	DE	6-5	204	So./So.	Miami, Fla.	South Miami
	Jon Henry	CB	5-11	182	Fr./Fr.	Kentwood, Mich.	East Kentwood
31	Scott Hinds •	WR	6-2	194	So./Jr.	Fort Myers, Fla.	Fort Myers Highland
	Jon Hoffing	OL	6-5	279	Fr./Fr.	Libertyville, Ill.	Libertyville
51	T.J. Hogan #	LB	6-2	220	R-Fr./So.	Cedarburg, Wis.	Cedarburg
79	Jonathan Jack •	DT	6-5	339	Jr./Sr.	Matteson, Ill.	Marian Catholic
64	Sam Jaeger •	OL	6-4	325	R-Fr./So.	Westville, Ind.	Chesteron
25	Alex Jagels ^#	QB	6-3	205	Jr./Sr.	Rochester, Mich.	Rochester
	Michael Johnson	WR	6-0	203	Fr./Fr.	Detroit, Mich.	Clintondale
71	Ronald Johnson #	OL	6-2	292	So./So.		
59	Dan Johnston ^#	P	6-2	171	R-Fr./So.	Elmhurst, Ill.	York
42	Jones, Dex	LB	6-0	249	So./So.	Bolingbrook, Ill.	Wisconsin/Montini Catholic
	Ali Kassem	OL	6-6	330	Fr./Fr.	Cincinnati, Ohio	Moeller
40	Kyle Lark	LB	6-1	223	Fr./Fr.	Alma, Mich.	Alma
5	Deshon Lawrence ••	WR	5-11	191	So./Jr.	College Park, Ga.	Westlake
94	Deauntay Legrier •	LB	6-2	244	Fr./Fr.	Rochelle, Ga.	Wilcox County
25	David Lewis •	CB	5-10	168	So./Jr.	Deerfield Beach, Fla.	Deerfield Beach
98	Michael Liedtke	DE	6-3	250	Fr./Fr.	Woodstock, Ill.	Woodstock
56	T.J. Lynch •	DE	6-3	250	So./So.	Blythe, Ga.	Georgia MC/Hephziba
34	Marlon Miles ^#	RB	5-8	169	R-Fr./So.	Portland, Ore.	Jefferson
16	Matt Mills #	SS	5-10	181	R-Fr./So.	North Muskegon, Mich.	Grand Valley State/North Muskegon
60	Nick Mitchell ••	C	6-2	295	Jr./Sr.	Palatine, Ill.	William Friend
86	Eric Monette #	WR	6-6	196	R-Fr./So.	Portage, Mich.	Portage Central
26	Caleb Morris #	K	5-11	224	Jr./Sr.	Coudersport, Pa.	Coudersport
4	Jamelle Murray	WR	5-8	183	Jr./Sr.	Delray, Fla.	Atlantic
46	Clark Mussman	TE	6-3	236	R-Fr./So.	Ogden Dunes, Ind.	Portage East
66	Kirk Nakama #	LS	5-7	218	So./Jr.	Santa Clara, Calif.	St. Francis
66	Nick Norton ^#	DE	6-1	236	So./Jr.	Holt, Mich.	Northern Michigan/Holt
92	Drew Nowak ••	DE	6-4	292	Jr./Jr.	Green Bay, Wis.	De Pere

G
10
20
30
40
50
40
30
20
10
G

2010 WMU FOOTBALL SPRING PROSPECTUS

WMU 2010 SPRING ROSTER – NUMERICAL

NO	NAME	POS
64	Sam Jaeger •	OL
65	Phillip Swanson • • •	OL
66	Kirk Nakama #	LS
66	Nick Norton ^#	DE
67	Terry Davisson	OL
68	Dann O'Neill	OL
70	Mark Zielinski	OL
71	Ronald Johnson ^#	OL
71	Jake Rawlins #	LS
72	Anthony Parker • •	OL
73	Greg Peterson	OL
75	Josh Hadel	OL
76	Conrad Schmid #	OL
77	Ben Samson	OL
78	John Buwalda	OL
79	Jonathan Jack •	DT
80	E.J. Riley #	WR
81	Juan Nunez • • •	WR
82	Josh Schaffer	WR
83	Jordan White • •	WR
85	Blake Hammond •	TE
86	Eric Monette #	WR
90	John Rice	DT
91	Cory Sueing	DE
92	Drew Nowak • •	DE
93	Paul Dreher #	TE
94	Deauntay Legrier •	LB
95	James Sandlin	DT
96	Weston Peiffer •	DT
97	Freddie Bishop	DE
98	David Box ^	DT
98	Michael Liedtke	DE
99	Paul Hazel •	DE
	Travonte Boles	DT
	Desmond Bozeman	LB
	Raheam Buxton	S
	Dareyon Chance	RB
	Manny Diaz	DE
	Tevin Drake	RB
	Pat Driscoll	DT
	Matt Finnin	OL
	Nick Galvin	LB
	Brendon Gannon	DT
	Jon Henry	CB
	Jon Hoffing	OL
	Michael Johnson	WR
	Ali Kassem	OL
	Mike Perish	QB
	Demetrius Pettway	S
	Maurice Roberts	CB
	Weston Ross	RB
	Johnnie Simon	S
	Garrett Smith	CB
	Peter Terrana	TE
	Zack Wynn	QB

• Letters earned
 ^ Duplicate Number
 # Walk-on

Some 2010 Fall Walk-Ons not included

WMU 2010 SPRING ROSTER – ALPHABETICAL

NO	NAME	POS	HT	WT	ELG/CL	HOMETOWN	LAST SCHOOL
81	Juan Nunez • • •	WR	6-1	183	Sr./Sr.	Miami, Fla.	Miami Carol City
68	Dann O'Neill	OL	6-7	309	So./So.	Grand Haven, Mich.	Michigan/Grand Haven
32	James O'Neill	TE	6-5	254	Sr./5th	Grand Haven, Mich.	Grand Haven
47	Mark Onderlinde ^#	RB	5-10	185	RFr./So.		
72	Anthony Parker • •	OL	6-5	326	Jr./Sr.	Miami, Fla.	North Miami Beach
96	Weston Peiffer •	DT	6-4	270	Jr./Jr.	Chaska, Minn.	Chaska
	Mike Perish	QB	6-3	185	Fr./Fr.	Frankfort, Ill.	Marist
73	Greg Peterson	OL	6-5	262	R-Fr./So.	Waukesha, Wis.	Waukesha West
	Demetrius Pettway	S	5-11	180	Fr./Fr.	Homestead, Fla.	Homestead Senior
54	Jason Polmanteer ^#	DE	6-4	228	So./Jr.	Battle Creek, Mich.	Gull Lake
8	Ansel Ponder •	WR	6-3	183	So./So.	Bluefield, W.Va.	Hargrave Military Academy/Bluefield
17	John Potter • •	K	6-1	226	Jr./Jr.	Grand Haven, Mich.	Grand Haven
19	Josh Price • •	CB	5-11	199	Jr./Jr.	Jacksonville, Fla.	Terry Parker
38	Chris Prom •	LB	6-3	223	So./Jr.	Saukville, Wis.	Port Washington
13	Chleb Ravenel •	WR	6-0	195	Sr./Sr.	Mt. Pleasant, S.C.	Georgia MC/Wando
71	Jake Rawlins #	LS	6-1	219	So./Jr.	Lexington, S.C.	Lexington
90	John Rice	DT	6-0	272	Jr./Jr.	Starkville, Miss.	East Mississippi CC/East Oktibeha
80	E.J. Riley #	WR	6-0	191	So./Jr.	Portage, Mich.	Portage Central
	Maurice Roberts	CB	5-10	178	Fr./Fr.	Immokalee, Fla.	Immokalee
39	Waymon Ross	LB	6-1	208	So./Jr.	Marathon, Fla.	Marathon
	Weston Ross	RB	5-10	184	Fr./Fr.	Wheeling, Ill.	Wheeling
77	Ben Samson	OL	6-6	319	So./So.	Long Grove, Ill.	Adlai E. Stevenson
95	James Sandlin	DT	6-0	279	R-Fr./So.	Tuscaloosa, Ala.	American Christian Academy
82	Josh Schaffer	WR	6-2	216	R-Fr./So.	Naperville, Ill.	Neuqua Valley
76	Conrad Schmid #	OL	6-5	311	R-Fr./So.	Kremmen, Germany	Sturgis (Mich.)
21	Antoin Scriven	RB	5-11	207	R-Fr./So.	Inverness, Fla.	Citrus
58	Andrew Sharp #	DT	6-3	255	Jr./Sr.	Ann Arbor, Mich.	Ann Arbor Pioneer
	Johnnie Simon	S	6-0	170	Fr./Fr.	West Palm Beach	Palm Beach Lakes
6	Damond Smith •	CB	5-11	181	So./So.	Ecorse, Mich.	Inkster
	Garrett Smith	CB	5-9	170	Fr./Fr.	Pompano, Fla.	Cardinal Gibbons
7	Trey Smith •	WR	6-4	222	So./So.	Perry Ga.	Perry
36	Evan Steger ^#	K	6-1	225	So./So.	Noblesville, Ind.	Noblesville
27	Vernon Stewart #•	SS	5-10	202	Jr./Sr.	Canton, Mich.	Plymouth
17	David Stout ^#	QB	6-3	227	R-Fr./So.	Escondido, Calif.	Calvin Christian
91	Cory Sueing	DE	6-4	244	R-Fr./So.	Grand Rapids, Mich.	Ottawa Hills
65	Phillip Swanson • • •	OL	6-4	313	Sr./5th	Grand Haven, Mich.	Grand Haven
	Peter Terrana	TE	6-4	220	Fr./Fr.	St. Petersburg, Fla.	Northeast
24	Lewis Toler	CB	5-10	175	R-Fr./So.	New Castle, Del.	William Penn
10	Tyler VanTubbergen	QB	6-3	196	R-Fr./So.	Holland, Mich.	West Ottawa
29	Jermaine Vereen	CB	5-10	183	R-Fr./So.	Longs, S.C.	North Myrtle Beach
45	Shaun Vernon #	LB	5-11	220	Jr./Sr.	Lake Orion, Mich.	Lake Orion
11	Dallas Walker	TE	6-5	224	Jr./Jr.	Chattanooga, Tenn.	Georgia MC/Madison-Ridgeland Academy (Miss.)
30	Dervon Wallace •	WR	5-11	200	Jr./Sr.	Stone Mountain, Ga.	Tower
37	Evan Watson #	CB	6-0	178	So./Jr.	South Holland, Ill.	Marian Catholic
83	Jordan White • •	WR	6-0	215	Sr./5th	North Ridgeville, Ohio	North Ridgeville
1	Doug Wiggins •	S	5-10	202	Jr./Jr.	North Miami Beach, Fla.	North Miami Beach
9	Tronic Williams	FS	6-1	184	R-Fr./So.	Fort Myers, Fla.	South Fort Myers
23	Aaron Winchester • •	RB	5-6	181	Jr./Jr.	North Miami Beach, Fla.	North Miami Beach
	Zack Wynn	QB	6-2	199	Fr./Fr.	Hudson, Fla.	Hudson
47	Mitch Zajac • •	ILB	6-1	227	Jr./Jr.	Holt, Mich.	Holt
70	Mark Zielinski	OL	6-4	329	R-Fr./So.	Wilmette, Ill.	New Trier

• Letters earned
 ^ Duplicate Number
 # Walk-on

HEAD COACH: Bill Cubit (O) (Delaware, 1975 – Sixth Season)
COORDINATOR: Dave Cohen (D/LB) (Long Island - C.W. Post, 1988 – First Season)

ASSISTANTS:
 Mike Grant (Ass.t HC/WR) (Nebraska, 1992 – Third Season); Amp Campbell (CB) (Michigan State, 1999 – First Season);
 Ryan Cubit (QB) (Western Michigan, 2006 – Second Season); Lou Esposito (DL) (Memphis, 2001 – Third Season);
 Jake Moreland (TE/Recruiting Coord.) (Western Michigan, 2000 – Sixth Season); Rich Nagy (S) (Trinity, 1987 – First Season);
 Mike Sabock (RB/ST) (Baldwin-Wallace, 1977 – Third Season); Bob Stanley (OL) (Texas, 1968 – Fourth Season)

GRADUATE ASSISTANTS:
 Brent Bassham (Def. GA) (Western Michigan, 2008 – Second Season); Steve Casula (Off. GA) (Delaware, 2009 – First Season)

DIRECTOR OF FB OPERATIONS:
 Tim Knox (Hiram, 1997 – 14th Season)

ALI KASSEM (kuh-SEM)

6'6 - 330 - Offensive Lineman - Fr.
Cincinnati, Ohio/Moeller

HIGH SCHOOL: Rated 152nd offensive tackle in the nation according to *ESPN.com* ... went 30-12 during career with a pair of nine-win seasons ... named First Team All-Greater Catholic League (GCL) ... received honorable mention for all.

MICHAEL LIEDTKE (LID-ke)

6'4 - 239 - Defensive End - Fr.
Woodstock, Ill./Woodstock

HIGH SCHOOL: Member of three-time state playoff participant and 2008 Fox Valley Conference (FVC) championship team ... three-sport student-athlete (football, wrestling, track & field) ... named All-FVC as a senior ... named all-area and all-state as a senior ... state qualifier in wrestling in three consecutive years ... placed fifth in state in wrestling as a freshman ... set school record in the shot put.

MIKE PERISH

6'3 - 185 - Quarterback - Fr.
Frankfort, Ill./Marist

HIGH SCHOOL: Rated as a three-star recruit by *Rivals.com* ... rated 93rd quarterback in the nation by *Scout.com* ... rated 99th quarterback recruit by *ESPN.com* ... named all-area as a junior and senior by the *Chicago Sun Times* and *Chicago Southtown Star* ... First Team *Chicago Tribune* All-State selection in 2009 ... *Rivals.com* All-State at quarterback ... member of state runner up team in 2009 ... All-East Suburban Catholic Conference (ESCC) in 2008 and 2009 ... named 2009 ESCC Most Valuable Offensive Player of the Year ... team captain and Most Valuable Offensive Player in 2009 ... selected to Illinois Coaches Association East/West All-Star Game ... threw for 3,385 yards and 37 TDs on 248-for-345 (71.8 percent) ... threw for 5,398 yards in career with 57 passing TDs.

DEMETRIUS PETTWAY

5'11 - 180 - Safety - Fr.
Homestead, Fla./Homestead Senior

HIGH SCHOOL: Rated a three-star recruit and 83rd safety in the country by *Scout.com* ... named to 14th Annual Nike South Florida High School All-Star Football Game (Miami Dade vs. Broward) ... named All-Dade County as a senior ... registered 10 interceptions and over 100 tackles during career ... returned eight punt returns for a touchdown during career.

JOHN RICE

6'1 - 280 - Defensive Tackle - Jr.
Starkville, Miss./East Mississippi CC/East Oktibbeha

COMMUNITY COLLEGE: Credited with 59 career total tackles (44 solos & 15 assists), including four tackles for loss (7 yards) and 2.5 sacks (19 yards) in two seasons ... also had one interception (as a freshman), two forced fumbles (both as a sophomore), two pass breakups (both as a freshman) and a fumble recovery (as a sophomore) ... started at nose guard in 2009, amassing 38 total tackles (28 solos & 10 assists), including two tackles for loss (5 yards) and 1.5 sacks (12 yards), two forced fumbles and one fumble recovery ... member of a team that posted a two-year composite record of 19-3, including back-to-back MACJC North Division championships (12-0 composite division record), consecutive state playoff appearances and a pair of national Top 10 season-ending rankings in the NJCAA poll ... team won a school-record 11 games (11-1 overall record) in 2009 en route to claiming the school's first-ever Mississippi Association of Community & Junior Colleges (MACJC) state championship title ... finished season ranked fourth in the nation after a 27-24 victory over No. 6 Arizona Western in the Mississippi Bowl played in Biloxi.

HIGH SCHOOL: Member of district championship team in 2007 ... named all-district in 2006 and 2007.

MAURICE ROBERTS

5'10 - 178 - Cornerback - Fr.
Immokalee, Fla./Immokalee

HIGH SCHOOL: Named to and participated in the Collier County All-Star Game ... named Defensive MVP of Collier County All-Star Game ... led Collier County in interceptions (7) in 2008 ... recorded six catches for 220 yards as a junior ... 16 receptions for 420 yards in 2009 ... 27 career carries for 350 yards on the ground.

WESTON ROSS

5'10 - 184 - Running Back - Fr.
Wheeling, Ill./Wheeling

HIGH SCHOOL: Rated the 170th running back in the nation by *Scout.com* ... all-time Lift-a-Thon record holder ... rushed for 366 yards on 36 carries for a 10.2 yards per carry average as a junior ... rushed for 412 yards on 80 carries (5.2 yards per carry) despite missing half the season due to injury ... three-year Lift-a-Thon winner ... school high jump record holder with a height of 6'7" ... Lift-a-Thon winner for running back/linebacker position ... registered 4.38 40-yard dash.

JOHNNIE SIMON

6'0 - 170 - Safety - Fr.
West Palm Beach, Fla./Palm Beach Lakes

HIGH SCHOOL: Rated a three-star recruit and 98th safety in the country by *ESPN.com* ... ranked as the 119th safety by *Scout.com* ... named first team all-conference as a sophomore ... earned three varsity letters in football ... earned team's Defensive Player of the Year Award and Unsung Hero Award ... earned 7-on-7 Defensive Award during senior year.

GARRETT SMITH

5'9 - 170 - Cornerback - Fr.
Pompano, Fla./Cardinal Gibbons

HIGH SCHOOL: Rated No. 16 cornerback in the state of Florida by the *Orlando Sentinel* ... ranked 180th cornerback in nation by *Scout.com* ... named Broward County Athletic Association (BCAA) All-Star ... named team Most Valuable Player ... named to 14th Annual Nike South Florida High School All-Star Football Game (Miami Dade vs. Broward) ... named First Team All-BCAA ... recorded six interceptions and 150 tackles, one touchdown, three forced fumbles and two fumble recoveries during career.

PETER TERRANA

6'4 - 220 - Tight End - Fr.
St. Petersburg, Fla./Northeast

HIGH SCHOOL: Named Pinellas County Athletic Conference (PCAC) during both junior and senior seasons ... named all-county in 2009 ... received Mike June Courage Award as a senior ... selected as PCAC All-Star ... named to the all-city academic team during junior and senior seasons ... registered 16 career catches for 250 yards and three touchdowns ... two-year starter at defensive end.

ZACK WYNN

6'2 - 199 - Quarterback - Fr.
Hudson, Fla./Hudson

HIGH SCHOOL: Holds every passing record at Hudson ... rated No. 14 quarterback in the state of Florida by the *Orlando Sentinel* ... 7,103 career passing yards ranks second all-time in Pasco County behind only Drew Weatherford (Florida State) ... three-time First Team All-Sunshine Athletic Conference (SAC) ... First Team All-SAC as a punter in 2009 ... named offensive MVP in 2009 ... received honorable mention for all-state in 2008 ... Florida Athletic Coaches Association (FACA) Regional Player of the Year in 2009 ... First Team FACA ... named to FACA North/South All-Star Game in 2009 ... 528-for-914 career passing (57.7 percent) ... 1,356 career rushing yards on 297 carries (4.6 yards per carry).

scoring squad in 1999, producing 31.1 points per game.

Cubit mentored quarterback Tim Lester, who finished fifth in NCAA career passing yards (11,299) and seventh in career touchdown passes (87). Under Cubit's direction, WMU placed ninth in NCAA passing (310.4 yards per game) in 1998 and 11th in passing offense (311.8 yards per game) in 1999. The Broncos compiled a 22-12-0 record in Cubit's three seasons with the program. Cubit's head coaching experience includes five seasons (1992-96) at Division III Widener University in Philadelphia. He led the Pioneers to a 34-18-1 mark, two Middle American Conference championships and a pair of NCAA Tournament appearances. He was twice named conference coach of the year.

Other collegiate stops for Cubit include two years (1990-91) as running backs coach at the University of Akron, a season (1989) as quarterbacks coach at the University of Florida, three seasons as assistant head coach (1985) and the secondary coach (1983-85) at the University of Central Florida and two years (1975-76) coaching running backs and receivers at Swarthmore College. As a high school coach, Cubit compiled a nine-year record of 79-15-2 at three different programs — Martin County (Fla.), Academy Park (Pa.) and his alma mater, Sharon Hill.

A Sharon Hill, Pa., native, Cubit (56/DOB: 10-14-53) earned a Bachelor of Science degree in business administration from the University of Delaware in 1975. He played quarterback and wide receiver for the Blue Hens (1971-74), earning Associated Press All-America Honorable Mention in 1974. He also set school records for catches in a game (10) and season (47), along with receiving yards in a season (787).

In 1981, he earned a master's degree in education from Saint Joseph's University. Bill and his wife Nancy have three grown children - Stacey, who was married on March 3, 2007, Sheri, married on July 7, 2007, and Ryan, married on Feb. 9, 2008. He also has two grandchildren. Ryan joined the Bronco staff in 2008 as an offensive graduate assistant and now serves as the Broncos quarterbacks coach.

WMU ALL-MAC HONOREES UNDER CUBIT

YEAR	NAME	POSITION	TEAM
2009	Tim Hiller	Quarterback	Second
2009	Anthony Parker	Offensive Tackle	Second
2009	Brandon West	Running Back	Second
2009	Juan Nunez	Wide Receiver	Second
2009	Austin Pritchard	Linebacker	Second
2009	Robert Arnheim	Wide Receiver	Third
2009	Ben Armer	Punter	Third
2008	Louis Delmas	Free Safety	First
2008	Austin Pritchard	Linebacker	First
2008	Jamarko Simmons	Wide Receiver	First
2008	E.J. Biggers	Cornerback	Second
2008	Zach Davidson	Defensive End	Second
2008	Londen Fryar	Cornerback	Second
2008	Branden Ledbetter	Tight End	Second
2008	Tim Hiller	Quarterback	Third
2008	Boston McCornell	Linebacker	Third
2008	Juan Nunez	Wide Receiver	Third
2008	Phillip Swanson	Offensive Guard	Third
2008	Brandon West	Running Back	Third
2007	James Blair	Offensive Tackle	First
2007	Londen Fryar	Cornerback	First
2007	Jamarko Simmons	Wide Receiver	First
2007	Zach Davidson	Defensive End	Second
2007	Louis Delmas	Free Safety	Second
2007	Boston McCornell	Linebacker	Second
2007	Brandon West	Running Back	Second
2007	Brandon West	Kick Return	Second
2007	Robbie Krutilla	Center	Third
2007	Branden Ledbetter	Tight End	Third
2006	Londen Fryar	Cornerback	First
2006	Ameer Ismail	Linebacker	First
2006	Mark Bonds	Running Back	Second
2006	Branden Ledbetter	Tight End	Second
2006	Dominic Moran	Offensive Guard	Second
2005	Ameer Ismail	Linebacker	First
2005	Greg Jennings	Wide Receiver	First
2005	Tony Scheffler	Tight End	First
2005	Louis Delmas	Cornerback	Second
2005	Trovon Riley	Running Back	Second

WMU NFL DRAFT PICKS UNDER CUBIT

YEAR	NAME	POSITION	ROUND	OVERALL SELECTION
2009	Louis Delmas	Safety	Second	33rd
2009	EJ Biggers	Cornerback	Seventh	217th
2006	Greg Jennings	Wide Receiver	Second	52nd
2006	Tony Scheffler	Tight End	Second	61st



BILL CUBIT
HEAD COACH
YEARS AT WMU
SIXTH SEASON
ALMA MATER
DELAWARE, 1975



DAVE COHEN
DEF. COORD./LINEBACKERS COACH
YEARS AT WMU
FIRST SEASON
ALMA MATER
MICHIGAN, 1994



MIKE GRANT
WIDE RECEIVERS COACH
YEARS AT WMU
THIRD SEASON
ALMA MATER
NEBRASKA, 1993



AMP CAMPBELL
CORNERBACKS COACH
YEARS AT WMU
FIRST SEASON
ALMA MATER
MICHIGAN STATE, 1999



RYAN CUBIT
QUARTERBACKS COACH
YEARS AT WMU
SECOND SEASON
ALMA MATER
WESTERN MICHIGAN, 2006



LOU ESPOSITO
DEFENSIVE LINE COACH
YEARS AT WMU
FIRST SEASON
ALMA MATER
MEMPHIS, 2001



JAKE MORELAND
TIGHT ENDS COACH/RECRUITING COORD.
YEARS AT WMU
SIXTH SEASON
ALMA MATER
WESTERN MICHIGAN, 2000



RICH NAGY
SAFETIES COACH
YEARS AT WMU
FIRST SEASON
ALMA MATER
TRINITY, 1987



MIKE SABOCK
RUNNING BACKS/SPECIAL TEAMS COACH
YEARS AT WMU
THIRD SEASON
ALMA MATER
BALDWIN-WALLACE, 1977



BOB STANLEY
OFFENSIVE LINE COACH
YEARS AT WMU
FOURTH SEASON
ALMA MATER
TEXAS, 1968



TIM KNOX
DIR. OF FOOTBALL OPS.
YEARS AT WMU
14TH SEASON
ALMA MATER
HIRAM, 1997



BRENT BASSHAM
DEFENSIVE GRAD ASST.
YEARS AT WMU
SECOND SEASON
ALMA MATER
WESTERN MICHIGAN, 2008



STEVE CASULA
OFFENSIVE GRAD ASST.
YEARS AT WMU
FIRST SEASON
ALMA MATER
DELAWARE, 2009



KYLE BLECHA
DIR. OF MEDICAL SERVICES
YEARS AT WMU
11TH SEASON
ALMA MATER
FRESNO STATE, 1993



PATRICK BRACKEN
VIDEO COORDINATOR
YEARS AT WMU
SIXTH SEASON
ALMA MATER
ALBRIGHT, 2004



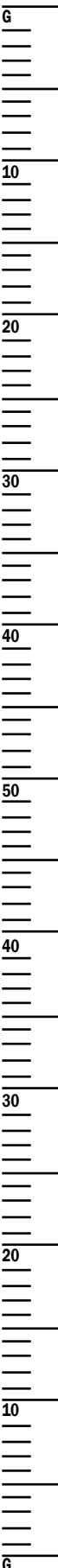
KENICO HINES
EQUIPMENT MANAGER
YEARS AT WMU
SEVENTH SEASON
ALMA MATER
INDIANA STATE, 1999



NATE PEOPLES
STRENGTH & CONDITIONING
YEARS AT WMU
FIFTH SEASON
ALMA MATER
MISSISSIPPI STATE, 1999



MAT KANAN
MEDIA RELATIONS/FOOTBALL SID
YEARS AT WMU
SIXTH SEASON
ALMA MATER
OHIO, 1997



2010 SPRING FOOTBALL SCHEDULE

SUNDAY	MONDAY	TUESDAY	WEDNESDAY	THURSDAY	FRIDAY	SATURDAY
	1 (March)	2	3	4	5	6
7	8	9 WMU Pro Day 11 a.m. Seelye	10	11	12	13
14	15	16	17	18 Practice #1 Waldo/Seelye Helmets 7:30-10:20 a.m.	19	20 Practice #2 Waldo/Seelye Helmets 9:15-11:30 a.m.
21	22	23 Practice #3 Waldo/Seelye Pads/Non Tackle 7:30-10:20 a.m.	24	25 Practice #4 Waldo/Seelye Pads/Non Tackle 7:30-10:20 a.m.	26	27 Practice #5 Waldo/Seelye Pads/Sit. Scrim (50%) 9:15-11:30 a.m.
28	29	30 Practice #6 Waldo/Seelye Pads/Non Tackle 7:30-10:20 a.m.	31	1 (April) Practice #7 Waldo/Seelye Pads/Sit. Scrim (50%) 7:30-10:20 a.m.	2	3 Practice #8 Waldo/Seelye Pads/Scrimmage 9:15-11:30 a.m.
4	5	6 Practice #9 Waldo/Seelye Pads/Sit. Scrim (50%) 7:30-10:20 a.m.	7	8 Practice #10 Waldo/Seelye Pads/Sit. Scrim (50%) 7:30-10:20 a.m.	9	10 Practice #11 Waldo/Seelye Pads/Scrimmage 9:15-11:30 a.m.
11	12	13 Practice #12 Waldo/Seelye Pads/Non Tackle 7:30-10:20 a.m.	14	15 Practice #13 Waldo/Seelye Pads/Sit. Scrim (50%) 7:30-10:20 a.m.	16 Practice #14 Waldo/Seelye Helmets 2:30-5:15 p.m.	17 Practice #15 Waldo Pads/Spring Game 12 p.m.
18	19	20	21	22 2010 NFL DRAFT Round 1	23 2010 NFL DRAFT Rounds 2 & 3	24 2010 NFL DRAFT Rounds 4-7
25	26	27	28	29	30	

2010 SPRING DEPTH CHART

WESTERN MICHIGAN OFFENSE DEPTH CHART

X Receiver	81	Juan Nunez (6-1, 183, Sr.)	13	Chleb Ravenell (6-0, 195, Sr.)	30	Dervon Wallace (5-11, 200, Jr.)
					86	Eric Monette (6-5, 188, So.)
T Receiver	12	Robert Arnheim (6-2, 198, Jr.)	8	Ansel Ponder (6-1, 183, So.)	82	Josh Schaffer (6-2, 216, RFr.)
					80	E.J. Riley (6-0, 191, So.)
LT	72	Anthony Parker (6-4, 326, Jr.)	73	Greg Peterson (6-5, 262, RFr.)	76	Conrad Schmid (6-5, 311, RFr.)
LG	64	Sam Jaeger (6-4, 325, So.)	65	Phillip Swanson (6-4, 313, Sr.)	71	Ronald Johnson (6-2, 292, So.)
C	62	Kevin Galeher (6-3, 316, So.)	60	Nick Mitchell (6-2, 295, Sr.)	67	Terry Davisson (6-5, 290, RFr.)
RG	61	Nick Clemens (6-4, 305, sr.)	70	Mark Zielinski (6-4, 329, RFr.)	75	Josh Hadel (6-5, 298, RFr.)
RT	68	Dann O'Neill (6-7, 309, So.)	77	Ben Samson (6-6, 319, So.)	78	John Buwalda (6-8, 305 RFr.)
TE	85	Blake Hammond (6-4, 239, So.)	11	Dallas Walker (6-5, 244, Jr.)	32	James O'Neill (6-5, 254, Sr.)
	46	Clark Mussman (6-3, 236, RFr.)	43	Chris Blair (6-3, 235, RFr.)	41	Jordan Brooks (6-2, 238, So.)
Z Receiver	83	Jordan White (6-0, 215, Sr.)	7	Trey Smith (6-4, 222, So.)	4	Jamelle Murray (5-8, 183, Sr.)
QB	14	Alex Carder (6-2, 225, So.)	18	Drew Burdi (6-1, 208, Sr.)	10	Tyler VanTubbergen (6-3, 196, RFr.)
			25	Alex Jagels (6-3, 205, Sr.)	17	David Stout (6-3, 227, RFr.)
RB	23	Aaron Winchester (5-6, 181, Jr.)	20	Brian Fields (5-8, 195, RFr.)	21	Antoin Scriven (5-11, 207, RFr.)
	36	Jaron Deshazor (5-8, 193, Jr.)	34	Marlon Miles (5-8, 169, RFr.)	35	Curtis Cannon (5-8, 187, So.)
					47	Mark Onderlinde (5-10, 185, RFr.)

WESTERN MICHIGAN DEFENSE DEPTH CHART

LDE	56	T.J. Lynch (6-3, 250, Jr.)	91	Cory Sueing (6-4, 247, So.)	98	Michael Lietdke (6-3, 250, Fr.)
DT	96	Weston Peiffer (6-4, 270, Jr.)	93	Paul Dreher (6-5, 292, So.)	79	John Jack (6-6, 339, Jr.)
					58	Andrew Sharp (6-3, 255, Jr.)
DT	90	John Rice (6-0, 272, Jr.)	53	James Sandlin (6-0, 279, RFr.)		
RDE	99	Paul Hazel (6-5, 204, So.)	41	Matt Cutler (6-3, 250, RFr.)	66	Nick Norton (6-1, 236, So.)
					54	Jason Polmanteer (6-4, 228, So.)
WLB	47	Mitch Zajac (6-1, 227, Jr.)	42	Dex Jones (6-0, 249 So.)	45	Shaun Vernon (5-11, 220, Jr.)
					32	Milos Antic (5-10, 211, RFr.)
MLB	94	Deauntay Legrier (6-2, 244, So.)	40	Kyle Lark (6-1, 223, RFr.)	51	T.J. Hogan (6-2, 220, RFr.)
SLB	38	Chris Prom (6-3, 223, So.)	39	Wayson Ross (6-1, 208, So.)	50	Dylan Crowley (6-2, 217, RFr.)
FCB	5	Deshon Lawrence (5-11, 191, Jr.)	24	Lewis Toler (5-10, 175, RFr.)	37	Evan Watson (6-0, 178, RFr.)
FS	1	Doug Wiggins (5-10, 202, Jr.)	27	Vernon Stewart (5-10, 202, Jr.)	31	Scott Hinds (6-2, 194, So.)
					16	Matt Mills (5-10, 181, RFr.)
SS	34	Jamail Berry (6-1, 205, Sr.)	33	Mario Armstrong (6-0, 192, Sr.)	19	Josh Price (5-11, 199, Jr.)
					26	Dan Coci (5-9, 182, RFr.)
BCB	6	Damond Smith (5-11, 181, So.)	29	Jermaine Vereen (5-10, 183, RFr.)	22	Derek Bahri (5-11, 190, RFr.)
ROVER	34	Jamail Berry (6-1, 205, Sr.)	19	Josh Price (5-11, 199, Jr.)	27	Vernon Stewart (5-10, 202, Jr.)

WESTERN MICHIGAN SPECIALISTS DEPTH CHART

KO	17	John Potter (6-1, 226, Jr.)	26	Caleb Morris (5-11, 224, Sr.)	36	Evan Steger (6-1, 225, So.)
FG	17	John Potter (6-1, 226, Jr.)	26	Caleb Morris (5-11, 224, Sr.)	36	Evan Steger (6-1, 225, So.)
PAT	17	John Potter (6-1, 226, Jr.)	26	Caleb Morris (5-11, 224, Sr.)	36	Evan Steger (6-1, 225, So.)
P	37	Ben Armer (5-10, 211, Jr.)	40	Dan Johnston (6-2, 171, RFr.)		
SNAP	66	Kirk Nakama (5-7, 218, RFr.)	71	Jake Rawlins (6-1, 219, RFr.)		
HOLD	12	Robert Arnheim (6-2, 198, Jr.)				
KR	8	Ansel Ponder (6-1, 183, So.)				
	23	Aaron Winchester (5-6, 181, Jr.)				
PR	20	Brian Fields (5-8, 195, RFr.)	12	Robert Arnheim (6-2, 198, Jr.)	83	Jordan White (6-0, 215, Sr.)

2009 OFFENSIVE & TEAM STATISTICS

Date	Opponent	Score	Att.
Sep 04, 2009	at Michigan	L 7-31	109019
Sep 12, 2009	at Indiana	L 19-23	35162
* 9/19/2009	MIAMI	W 48-26	24372
9/26/2009	HOFSTRA	W 24-10	16116
* Oct 03, 2009	at Northern Illinois	L 3-38	17608
* 10/10/09	at TOLEDO	W 58-26	18029
* 10/17/2009	CENTRAL MICHIGAN	L 23-34	27896
* 10/24/2009	BUFFALO	W 34-31	12924
* Oct 31, 2009	at Kent State	L 14-26	15206
Nov 07, 2009	at Michigan State	L 14-49	73910
* Nov 14, 2009	at Eastern Michigan	W 35-14	3281
* 11/24/2009	BALL STATE	L 17-22	20344

Record:	Overall	Home	Away	Neutral
All games	5-7	3-2	2-5	0-0
Conference	4-4	2-2	2-2	0-0
Non-Conference	1-3	1-0	0-3	0-0

Team Statistics	WMU	OPP
FIRST DOWNS	254	260
Rushing	77	115
Passing	159	132
Penalty	18	13
RUSHING YARDAGE	1348	2140
Rushing Attempts	344	455
Average Per Rush	3.9	4.7
Average Per Game	112.3	178.3
TDs Rushing	13	19
PASSING YARDAGE	3306	2886
Comp-Att-Int	317-528-14	229-388-10
Average Per Pass	6.3	7.4
Average Per Catch	10.4	12.6
Average Per Game	275.5	240.5
TDs Passing	24	20
TOTAL OFFENSE	4654	5026
Average Per Play	5.3	6.0
Average Per Game	387.8	418.8
KICK RETURNS: #-Yards	53-1153	42-690
PUNT RETURNS: #-Yards	23-172	21-260
INT RETURNS: #-Yards	10-98	14-252
FUMBLES-LOST	23-14	19-12
PENALTIES-Yards	57-528	82-660
PUNTS-AVG	59-39.0	60-40.8
TIME OF POSSESSION/Game	29:05	30:55
3RD-DOWN Conversions	74/178	65/168
4TH-DOWN Conversions	11/25	9/14

Rushing	gp-gs	att	gain	loss	net	avg	td	lg	avg/g
WEST, Brandon	12-11	214	1197	33	1164	5.4	10	80	97.0
WINCHESTER, Aaron	12-0	46	165	17	148	3.2	1	22	12.3
THOMPSON, Glenis	11-1	22	143	5	138	6.3	1	34	12.5
BURDI, Drew	5-0	4	29	0	29	7.2	1	10	5.8
CARDER, Alex	9-0	8	20	4	16	2.0	0	8	1.8
PONDER, Ansel	12-6	3	0	7	-7	-2.3	0	0	-0.6
TEAM	6-0	8	0	39	-39	-4.9	0	0	-6.5
HILLER, Tim	12-12	39	77	178	-101	-2.6	0	22	-8.4
Total	12	344	1631	283	1348	3.9	13	80	112.3
Opponents	12	455	2417	277	2140	4.7	19	71	178.3

Passing	gp-gs	effic	comp-att-int	pct	yds	td	lg	avg/g
HILLER, Tim	12-12	122.92	309-514-13	60.1	3249	23	73	270.8
CARDER, Alex	9-0	103.83	5-7-0	71.4	27	0	6	3.0
BURDI, Drew	5-0	11.47	1-3-1	33.3	16	0	16	3.2
ARNHEIM, Robert	12-10	58.40	1-2-0	50.0	2	0	2	0.2
TEAM	6-0	0.00	0-1-0	0.0	0	0	0	0.0
WEST, Brandon	12-11	530.80	1-1-0	100.0	12	1	12	1.0
Total	12	122.33	317-528-14	60.0	3306	24	73	275.5
Opponents	12	133.36	229-388-10	59.0	2886	20	65	240.5

Receiving	gp-gs	no.	yds	avg	td	lg	avg/g
ARNHEIM, Robert	12-10	59	701	11.9	3	65	58.4
WHITE, Jordan	9-7	53	681	12.8	4	54	75.7
RAVENELL, Chleb	12-6	48	513	10.7	0	34	42.8
PONDER, Ansel	12-6	39	308	7.9	3	26	25.7
NUNEZ, Juan	6-6	32	435	13.6	6	73	72.5
WEST, Brandon	12-11	27	217	8.0	1	27	18.1
STEVENS, Matt	12-7	16	116	7.2	3	33	9.7
SMITH, Trey	11-1	14	147	10.5	1	26	13.4
HAMMOND, Blake	12-2	13	80	6.2	2	12	6.7
WINCHESTER, Aaron	12-0	6	27	4.5	0	11	2.2
WALLACE, Dervon	12-0	3	44	14.7	0	35	3.7
THOMPSON, Glenis	11-1	3	10	3.3	0	5	0.9
PRITCHARD, Austin	11-11	1	17	17.0	0	17	1.5
MURRAY, Jamelle	3-0	1	11	11.0	0	11	3.7
POTTER, John	12-0	1	2	2.0	0	2	0.2
BALIKO, Chad	12-0	1	2	2.0	1	2	0.2
HILLER, Tim	12-12	0	-5	0.0	0	0	-0.4
Total	12	317	3306	10.4	24	73	275.5
Opponents	12	229	2886	12.6	20	65	240.5

Field Goals	fg	pct.	01-19	20-29	30-39	40-49	50-99	lg	blk
POTTER, John	10-15	66.7	0-0	5-6	4-6	1-3	0-0	40	0

Scoring	td	fg	PAT				dxp	saf	pts
			kick	rush	rcv	pass			
POTTER, John	-	10-15	36-38	-	-	-	-	-	66
WEST, Brandon	11	-	-	-	-	-	-	-	66
NUNEZ, Juan	6	-	-	-	-	-	-	-	36
WHITE, Jordan	4	-	-	-	-	-	-	-	24
PONDER, Ansel	3	-	-	-	-	-	-	-	18
ARNHEIM, Robert	3	-	-	-	-	-	-	-	18
STEVENS, Matt	3	-	-	-	-	-	-	-	18
HAMMOND, Blake	2	-	-	-	-	-	-	-	12
SMITH, Trey	1	-	-	-	-	-	-	-	6
BURDI, Drew	1	-	-	-	-	-	-	-	6
THOMPSON, Glenis	1	-	-	-	-	-	-	-	6
BERRY, Jamail	1	-	-	-	-	-	-	-	6
WINCHESTER, Aaron	1	-	-	-	-	-	-	-	6
BALIKO, Chad	1	-	-	-	-	-	-	-	6
TEAM	-	-	-	-	-	-	-	1	2
Total	38	10-15	36-38	-	-	-	-	1	296
Opponents	41	16-24	36-37	0-2	-	0-2	-	-	330

Interceptions	no.	yds	avg	td	lg
BERRY, Jamail	5	69	13.8	0	45
SMITH, Damond	2	0	0.0	0	0
ZAJAC, Mitch	1	26	26.0	0	26
LAWRENCE, Deshon	1	3	3.0	0	3
BRASKA, Justin	1	0	0.0	0	0

Punting	no.	yds	avg	lg	tb	fc	i20	50+	blk
ARMER, Ben	59	2302	39.0	62	3	13	22	6	0

Punt Returns	no.	yds	avg	td	lg
WHITE, Jordan	11	93	8.5	0	40
ARNHEIM, Robert	9	62	6.9	0	26
WEST, Brandon	3	17	5.7	0	11
Total	23	172	7.5	0	40
Opponents	21	260	12.4	1	87

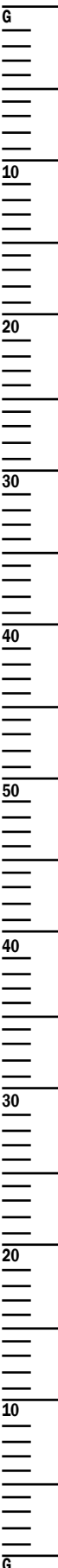
Kick Returns	no.	yds	avg	td	lg
WEST, Brandon	42	960	22.9	0	53
WINCHESTER, Aaron	8	117	14.6	0	26
PONDER, Ansel	3	76	25.3	0	28
Total	53	1153	21.8	0	53
Opponents	42	690	16.4	0	28

All Purpose	g	rush	rcv	pr	kr	ir	total	avg/g
WEST, Brandon	12	1164	217	17	960	0	2358	196.5
WHITE, Jordan	9	0	681	93	0	0	774	86.0
ARNHEIM, Rober	12	0	701	62	0	0	763	63.6
RAVENELL, Chle	12	0	513	0	0	0	513	42.8
NUNEZ, Juan	6	0	435	0	0	0	435	72.5
Total	12	1348	3306	172	1153	98	6077	506.4
Opponents	12	2140	2886	260	690	252	6228	519.0

Total Offense	g	plays	rush	pass	total	avg/g
HILLER, Tim	12	553	-101	3249	3148	262.3
WEST, Brandon	12	215	1164	12	1176	98.0
WINCHESTER, Aaron	12	46	148	0	148	12.3
THOMPSON, Glenis	11	22	138	0	138	12.5
BURDI, Drew	5	7	29	16	45	9.0
Total	12	872	1348	3306	4654	387.8
Opponents	12	843	2140	2886	5026	418.8

2009 DEFENSIVE & TEAM STATISTICS

##	Defensive Leaders	gp-gs	Tackles				tfl/yds	Sacks no-yds	Pass defense			Fumbles		blkd	
			ua	a	tot				int-yds	brup	qbh	rcv-yds	ff	kick	saf
35	PRITCHARD, Austin	11-11	59	43	102	7.0-20	1.5-7	.	3	4	1-0	2	1	.	
48	BRASKA,Justin	12-12	28	35	63	13.0-38	3.5-12	1-0	4	6	1-0	.	.	.	
33	ARMSTRONG,Mario	11-11	35	27	62	0.5-1	.	.	4	
34	BERRY,Jamail	12-9	37	21	58	1.0-1	.	5-69	2	.	2-24	1	1	.	
25	LEWIS,David	12-12	40	17	57	0.5-1	.	.	3	
47	ZAJAC,Mitch	12-6	26	25	51	4.5-10	.	1-26	1	
1	WIGGINS, Doug	10-9	30	17	47	1.5-3	.	.	1	1	.	4	.	.	
94	LEGRIER, Deauntay	10-8	22	22	44	7.0-18	0.5-3	.	1	2	1-0	.	.	.	
27	STEWART,Vernon	12-1	18	20	38	2.0-14	1.0-11	.	.	.	1-0	2	.	.	
92	NOWAK,Drew	12-6	17	19	36	4.5-11	0.5-4	.	.	.	2-0	1	1	.	
68	CIELENSKI,Cody	11-10	19	13	32	8.5-48	4.5-41	.	.	2	1-0	2	.	.	
15	DORCELY,Andy	12-9	17	14	31	1.5-5	.	.	6	
28	DIXSON,Keith	9-1	16	14	30	.	.	.	3	
97	BISHOP,Freddie	12-9	13	17	30	1.5-9	1.5-9	.	.	4	
5	LAWRENCE,Deshon	12-3	20	9	29	.	.	1-3	3	.	.	2	.	.	
6	SMITH,Damond	11-0	19	7	26	.	.	2-0	3	
57	BYRNE,Ryan	11-2	8	7	15	2.0-5	.	.	.	1	
38	PROM,Chris	12-3	7	8	15	
99	HAZEL,Paul	12-0	7	5	12	2.5-16	3.0-15	.	.	3	1-0	3	1	.	
19	PRICE,Josh	10-2	8	3	11	1.5-3	0.5-1	
95	PYANT,Chris	11-3	6	5	11	1.0-1	.	.	1	
17	POTTER,John	12-0	3	5	8	1-0	.	.	.	
31	HINDS,Scott	12-0	4	4	8	
56	LYNCH,T.J.	9-0	2	5	7	0.5-3	0.5-3	.	.	1	
96	PEIFFER,Weston	12-3	3	3	6	1.0-8	1.0-8	
23	WINCHESTER, Aaron	12-0	3	3	6	
80	BUNBURY,Brooks	10-0	4	2	6	
69	HARRINGTON,Tom	12-0	3	2	5	
53	PICKENS,Matt	11-1	.	4	4	0.5-2	1-0	.	.	.	
42	BALIKO,Chad	12-0	2	.	2	
93	DREHER,Paul	8-1	1	1	2	1.0-1	
83	WHITE,Jordan	9-7	2	.	2	
65	SWANSON,Phillip	12-11	1	.	1	
63	WASIKOWSKI,Paul	11-11	.	1	1	
64	JAEGER,Sam	11-3	1	.	1	
72	PARKER,Anthony	12-12	1	.	1	
61	CLEMENS,Nick	12-12	1	.	1	
36	DESHAZOR,Jaron	5-0	.	1	1	
30	WALLACE,Dervon	12-0	.	1	1	
84	STEVENS,Matt	12-7	1	.	1	
8	PONDER,Ansel	12-6	1	.	1	
13	RAVENELL,Chleb	12-6	1	.	1	
TM	TEAM	6-0	1	.	1	1	
2	WEST, Brandon	12-11	1	.	1	
18	BURDI,Drew	5-0	
Total		12	488	380	868	63-218	19-107	10-98	35	24	12-24	17	4	1	
Opponents		12	456	394	850	55-231	24-161	14-252	52	21	14-26	15	.	.	



2009 SCORING DRIVES

2009 SCORING PLAYS

Opp	Play	Qtr	Time	Plays-Yards	Drive Time
Michigan	Tim Hiller to Juan Nunez 73 pass (John Potter kick)	4	10:46	4-85	2:52
Indiana	Drew Burdi 7 run (John Potter kick)	2	9:07	11-74	3:46
Indiana	Tim Hiller to Robert Arnheim 41 pass (John Potter kick)	3	11:56	6-63	3:04
Indiana	John Potter 35 FG	4	12:05	9-49	3:13
Indiana	Team safety	4	0:23	NA	NA
Miami	Jamail Berry 24 fumble return (John Potter kick)	1	14:53	NA	NA
Miami	Tim Hiller to Juan Nunez 10 pass (John Potter kick)	1	9:29	9-60	3:04
Miami	Tim Hiller to Blake Hammond 1 pass (John Potter kick)	2	13:53	4-38	1:41
Miami	Tim Hiller to Juan Nunez 16 pass (John Potter kick)	2	2:07	13-96	5:38
Miami	Brandon West 1 run (John Potter kick)	3	9:37	3-14	1:11
Miami	Tim Hiller 7 pass to Brandon West (John Potter kick)	3	4:36	5-45	2:33
Miami	Aaron Winchester 1 run (John Potter kick failed)	3	3:52	2-1	0:24
Hofstra	John Potter 24 FG	2	11:23	4-2	1:44
Hofstra	Tim Hiller 16 pass to Jordan White (John Potter kick)	2	4:32	5-74	1:42
Hofstra	Brandon West 9 run (John Potter kick)	2	0:38	8-94	1:33
Hofstra	Tim Hiller 1 pass to Matt Stevens (John Potter kick)	4	9:25	11-77	4:50
NIU	John Potter 40 FG	2	14:13	8-32	2:22
Toledo	Tim Hiller 54 pass to Jordan White (John Potter kick)	1	13:51	1-54	0:09
Toledo	Tim Hiller 19 pass to Jordan White (John Potter kick)	1	10:59	5-41	1:25
Toledo	Brandon West 12 pass to Juan Nunez (John Potter kick failed)	1	9:54	3-30	0:58
Toledo	Brandon West 15 run (John Potter kick)	2	14:49	6-76	2:38
Toledo	Tim Hiller 2 pass to Juan Nunez (John Potter kick)	2	12:03	6-71	1:26
Toledo	Brandon West 19 run (John Potter kick)	2	4:59	7-72	2:50
Toledo	Brandon West 70 run (John Potter kick)	3	14:36	2-70	0:18
Toledo	John Potter 37 FG	3	6:14	6-38	2:47
Toledo	Glenis Thompson 29 run (John Potter kick)	4	4:58	3-45	1:14
CMU	John Potter 38 FG	1	6:59	9-55	4:37
CMU	John Potter 33 FG	2	6:17	13-54	5:13
CMU	Tim Hiller 18 pass to Juan Nunez	2	2:33	9-50	3:09
CMU	John Potter 27 FG	3	5:48	15-82	5:59
CMU	Tim Hiller 5 pass to Trey Smith	4	5:00	11-68	2:48
Buffalo	Tim Hiller 10 pass to Ansel Ponder (John Potter kick)	1	10:40	9-46	4:20
Buffalo	Tim Hiller 9 pass to Ansel Ponder (John Potter kick)	1	2:37	10-86	4:40
Buffalo	John Potter 28 FG	2	13:01	10-83	3:11
Buffalo	Brandon West 2 run (John Potter kick)	3	4:56	11-77	3:55
Buffalo	Brandon West 3 run (John Potter kick)	4	1:58	9-67	3:18
Buffalo	John Potter 28 FG	OT	0:00	7-15	0:00

Kent State	Tim Hiller 2 pass to Ansel Ponder (John Potter kick)	2	11:22	11-69	3:57
Kent State	Tim Hiller 9 pass to Robert Arnheim (John Potter kick)	4	8:31	5-29	1:38
MSU	Brandon West 80 run (John Potter kick)	3	14:46	1-80	0:14
MSU	Tim Hiller 12 pass to Blake Hammond (John Potter kick)	4	14:54	11-80	4:54
EMU	Tim Hiller 1 pass to Matt Stevens (John Potter kick)	1	7:40	11-59	3:54
EMU	Tim Hiller 2 pass to Chad Bailko (John Potter kick)	2	11:30	7-75	2:39
EMU	Brandon West 1 run (John Potter kick)	2	3:08	10-68	5:02
EMU	Tim Hiller 8 pass to Matt Stevens (John Potter kick)	2	1:09	5-46	1:23
EMU	Tim Hiller 65 to Robert Arnheim (John Potter kick)	4	7:37	3-77	1:18
Ball State	John Potter 29 FG	2	4:33	10-53	3:52
Ball State	Brandon West 1 run (John Potter kick)	2	0:28	10-54	1:28
Ball State	Tim Hiller 4 pass to Jordan White (John Potter kick)	4	14:54	9-54	3:21

2009 SCORING NOTES

Most Points in a Half	41	at Toledo (1st)
Least Points in a Half	0	3x, last at Michigan State (1st)
Longest Scoring Drought	49:14	at Michigan
Quickest Time Between Scores	0:44	vs. Miami
Most Points in First Quarter	20	at Toledo
Most Points in Second Quarter	21	2x, last at Eastern Michigan
Most Points in Third Quarter	20	vs. Miami
Most Points in Fourth Quarter	7	8x, last at Eastern Michigan
Most Points in Overtime	3	vs. Buffalo
Least Points in First Quarter	0	7x, last vs. Ball State
Least Points in Second Quarter	0	2x, last at Michigan State
Least Points in Third Quarter	0	7x, last vs. Ball State
Least Points in Fourth Quarter	0	3x, last at Northern Illinois

WMU FOOTBALL'S 2009 RECORD WHEN ...

Ahead After the First Quarter	3-0	Leading in Total Yards	3-2	WMU has 300-Yard Passer	2-2
Trailing After the First Quarter	1-7	Trailing in Total Yards	2-5	Opponent has 300-Yard Passer	2-2
Tied After the First Quarter	1-0	More First Downs	3-3	Committing Less Penalties	4-4
Ahead After the Second Quarter	5-0	Less First Downs	2-4	Committing More Penalties	0-2
Trailing After the Second Quarter	0-7	Tied in First Downs	0-0	Committing the Same Amount of Penalties	1-1
Tied After Second Quarter	0-0	Rushing for 100 yards or more	5-1	Playing a Day Game	2-6
Ahead After the Third Quarter	5-0	Rushing for 99 yards or less	0-6	Playing a Night Game	3-1
Trailing After Third Quarter	0-7	Throwing for 250 yards or more	4-5	Scoring Less than 10 points	0-2
Tied After Third Quarter	0-0	Throwing for 249 yards or less	1-2	Scoring 11-24 points	1-5
Overtime	1-0	Winning the Turnover Battle	2-1	Scoring More than 25 points	4-0
Winning the Coin Flip	3-3	Losing the Turnover Battle	1-5	Scoring First	3-0
Losing the Coin Flip	2-4	Tied in Turnovers	2-1	On Grass	0-1
Deferring the Choice	3-2	Holding Opponent Under 100 Yards Rushing	1-0	On Artificial Turf	5-6
Leading in Rushing	3-0	Holding Opponent Under 250 Yards Passing	3-5	Wearing Black Jersey/Black Pants	1-2
Trailing in Rushing	2-7	Intercepting a Pass	3-3	Wearing Black Jersey/Gold Pants	2-0
Tied in Rushing	0-0	Not Throwing an Interception	2-2	Wearing Black Jersey/White Pants	0-0
Leading in Passing	4-5	Leading in Team Sacks	4-0	Wearing White Jersey/White Pants	1-2
Trailing in Passing	1-2	Trailing in Team Sacks	0-5	Wearing White Jersey/Gold Pants	0-3
Tied in Passing	0-0	Tied in Team Sacks	1-2	Wearing White Jersey/Black Pants	1-0
		WMU has 100-Yard Rusher	4-1	On Television	1-6
		Opponent has 100-Yard Rusher	3-3	Against Ranked Opponents	0-0

2009 SEASON STARTERS/SUPERLATIVES

2009 GAME-BY-GAME STARTERS – OFFENSE

	WR(X)	WR(T)	LT	LG	C	RG	RT	TE	QB	RB	WR(Z)	RB/WR/TE
UM	Nunez	Ponder	Parker	Clemens	Mitchell	Wasikowski	Swanson	Stevens	Hiller	West	Arnheim	
IU	Nunez	Ponder	Parker	Clemens	Mitchell	Wasikowski	Swanson	Stevens	Hiller	West		Hammond
MIA	Nunez	White	Parker	Clemens	Mitchell	Wasikowski	Swanson	Stevens	Hiller	West	Arnheim	
HU	Nunez	White	Parker	Clemens	Mitchell	Jaeger	Swanson	Stevens	Hiller	West		Walker
NIU	Ravenell	White	Parker	Clemens	Wasikowski	Jaeger	Swanson	Stevens	Hiller	West	Arnheim	
UT	Nunez	White	Parker	Clemens	Mitchell	Wasikowski	Swanson		Hiller	West	Arnheim	Ravenell
CMU	Nunez	White	Parker	Clemens	Mitchell	Wasikowski	Swanson		Hiller	West	Arnheim	Ravenell
UB	Ravenell		Parker	Clemens	Mitchell	Wasikowski	Swanson	Stevens	Hiller	West	Arnheim	Hammond
KSU	Ravenell	Ponder	Parker	Clemens	Mitchell	Wasikowski	Swanson		Hiller	West	Arnheim	T. Smith
MSU	Ravenell		Parker	Clemens	Mitchell	Wasikowski	Swanson		Hiller	West	Arnheim	Thompson
EMU	Ponder	White	Parker	Clemens	Mitchell	Jaeger	Wasikowski		Hiller	West	Arnheim	O'Neill
BSU	Ponder	White	Parker	Swanson	Mitchell	Clemens	Wasikowski		Hiller	West	Arnheim	Ravenell

2009 GAME-BY-GAME STARTERS – DEFENSE

	LDE	DT	DT	RDE	WLB	MLB	SLB	LCB	FS	SS	RCB	NICKEL	DB
UM	Braska	Cielenski	Pyant	Peiffer	Pritchard	Legrier		Dorcely	Dixon	Armstrong	Lewis	Wiggins	
IU	Braska	Cielenski	Dreher	Peiffer	Pritchard	Legrier	Prom	Lawrence	Berry	Armstrong	Lewis		
MIA	Braska	Cielenski	Pyant	Peiffer	Pritchard	Zajac		Dorcely	Berry	Armstrong	Lewis	Wiggins	
HU	Braska	Cielenski	Pyant	Bishop	Pritchard	Zajac		Lawrence	Berry	Armstrong	Lewis	Stewart	
NIU	Braska	Cielenski	Nowak	Bishop	Pritchard	Zajac	Prom	Lawrence	Berry	Armstrong	Lewis		
UT	Braska	Cielenski		Bishop	Pritchard	Legrier		Dorcely	Berry	Armstrong	Lewis	Wiggins	Price
CMU	Braska	Cielenski		Bishop	Pritchard	Legrier		Dorcely	Berry	Armstrong	Lewis	Wiggins	Price
UB	Braska	Cielenski	Nowak	Bishop	Pritchard	Legrier	Prom	Dorcely	Wiggins	Berry	Lewis		
KSU	Braska	Cielenski	Byrne	Bishop	Zajac	Pickens		Dorcely	Berry	Armstrong	Lewis	Wiggins	
MSU	Braska	Cielenski	Nowak	Bishop	Pritchard	Legrier		Dorcely	Berry	Armstrong	Lewis	Wiggins	
EMU	Braska	Byrne	Nowak	Bishop	Pritchard	Legrier	Zajac	Dorcely	Wiggins	Armstrong	Lewis		
BSU	Braska	Cielenski	Nowak	Bishop	Zajac	Legrier	Pritchard	Dorcely	Wiggins	Armstrong	Lewis		

EXPLOSIVE PLAYS – 2009

Top 10 Explosive Plays – Overall

- Run – Brandon West 80 yards at Michigan State (TD)
- Pass – Tim Hiller to Juan Nunez 73 yards at Michigan (TD)
- Run – Brandon West 70 yards at Toledo (TD)
- Pass – Tim Hiller to Robert Arnheim 65 yards at Eastern Michigan (TD)
- Pass – Tim Hiller to Jordan White 54 yards at Toledo (TD)
- Return – Brandon West 43-yard kick return vs. Miami
- Pass – Tim Hiller to Robert Arnheim 42 yards vs. Buffalo
- Pass – Tim Hiller to Robert Arnheim 41 yards at Indiana (TD)
- Return – Brandon West 41-yard kick return at Indiana
- Return – Jordan White 40-yard punt return vs. Miami

Top 5 Most Explosive Pass Plays (18 yards or more)

- Pass – Tim Hiller to Juan Nunez 73 yards at Michigan (TD)
- Pass – Tim Hiller to Robert Arnheim 65 yards at EMU (TD)
- Pass – Tim Hiller to Jordan White 54 yards at Toledo (TD)
- Pass – Tim Hiller to Robert Arnheim 42 yards vs. Buffalo
- Pass – Tim Hiller to Robert Arnheim 41 yards at Indiana (TD)

Top 5 Most Explosive Run Plays (10 yards or more)

- Run – Brandon West 80 yards at Michigan State (TD)
- Run – Brandon West 70 yards at Toledo (TD)
- Run – Brandon West 35 yards vs. Hofstra
- Run – Glenis Thompson 34 yards vs. Miami
- Run – Brandon West 30 vs. Central Michigan
- Run – Brandon West 30 yards vs. Hofstra

Top 15 Most Explosive Returns - Overall

- Kick Return – Brandon West 53 yards vs. Buffalo
- Interception Return – Jamail Berry 45 yards vs. Buffalo
- Kick Return – Brandon West 43 yards vs. Miami
- Kick Return – Brandon West 41 yards at Indiana
- Punt Return – Jordan White 40 yards vs. Miami
- Kick Return – Brandon West 39 yards at Michigan State
- Kick Return – Brandon West 38 yards at Michigan State
- Kick Return – Brandon West 37 yards at Kent State
- Punt Return – Jordan White 33 yards at Toledo
- Kick Return – Brandon West 30 yards vs. Hofstra
- Kick Return – Brandon West 29 yards at Indiana
- Kick Return – Brandon West 28 yards at Eastern Michigan

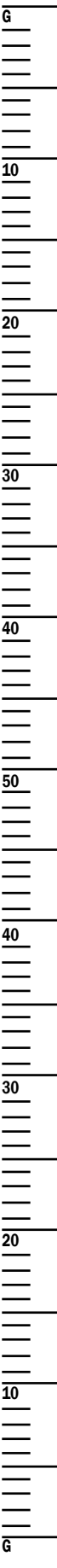
- Kick Return – Aaron Winchester 26 yards vs. Ball State
- Punt Return – Robert Arnheim 26 yards at Michigan State
- Interception Return – Mitch Zajac 26 yards at Kent State

Blocked Kicks

- Austin Pritchard at Indiana (FG)
- Jamail Berry vs. Miami (PAT)
- Drew Nowak vs. Buffalo (FG)
- Paul Hazel vs. Ball State (Punt)

Safeties

- Team at Indiana



2009 SEASON REVIEW

This past season was record breaking on the national, program and personal level for several members of the Western Michigan football team. It was also a season to remember for the Bronco football program as it played three Big Ten teams in one year for the first time in history, became the first Division I team from Michigan to play all other Division I teams from the state and claimed a fourth-straight victory over a particular Mid-American Conference team for the first time in over 50 years.

Western Michigan continued its offensive success in 2009, amassing over 400 yards of total offense in half its games and over 500 yards in three contests. The Broncos' season high in total offense came on Oct. 10 when the Brown & Gold racked up 534 on the road at Toledo. Western Michigan scored 58 points, the most in a game by a MAC team this season and the second most by WMU against a conference foe. It also marked only the second time in program history that the Broncos scored a touchdown on the team's first offensive play from scrimmage.

Contributing to the Broncos' offensive success, has he has since the first game of his career, Tim Hiller rewrote the Western Michigan career record book in his final season in the Brown & Gold. Hiller's first career record was pass completions, which was eclipsed at home against Central Michigan, finishing his career with 1,013. He also broke the program record for touchdowns with his first scoring strike of the game, an 18-yard connection with Juan Nunez, and finished with 99 career passing TDs. The next record to fall was the program mark for pass attempts, which came against Eastern Michigan, in a game that saw the senior toss four TDs in a game for the ninth time in his career, finishing with 1,607 career attempts.

The final three marks came in the season finale on national television against Ball State. Hiller broke the career records for total offense, total offensive plays and passing yards. He also matched another WMU record, throwing for 300 yards in a game for the 16th time in his career. Hiller finished with 1,773 career total offensive plays, 11,220 career total offensive yards, 11,329 career passing yards and a career completion percentage of 63.0 percent, also a new WMU record.

Hiller's name will also be mentioned among the conference's elite for years to come as he is only the fourth quarterback in MAC history to throw for 3,000 yards in three-consecutive seasons, joining Miami's Ben Roesthlisberger and Marshall's Byron Leftwich and Chad Pennington.

Senior running back and kick return man Brandon West had already cemented his name in Western Michigan record book heading into the 2009 campaign. He can now add the MAC and NCAA record books as well. West became the MAC record holder for career all-purpose yards and kick return yards during his senior campaign as well as the NCAA Division I FBS record holder in the same categories. He finishes his Bronco career with 3,118 kick return yards, 7,764 all-purpose yards and 127 kick returns, which rank second in MAC and

NCAA Division I FBS history.

West became only the third running back to rush for 1,000 yards in back-to-back seasons in program history, joining Robert Sanford and Jerome Persell. His season was highlighted by an 80-yard touchdown run to start the second half against Michigan State, scoring 10 rushing TDs in a season for the first time in his career and amassing over 200 carries in a season for this second time. He is only the fourth running back to have over 700 carries in a career at Western Michigan.

Nine different receivers caught at least one touchdown this season led by Juan Nunez who had six in as many games. The Bronco receiving corps was led by Robert Arnheim who finished 2009 with 59 catches, 701 receiving yards and three touchdowns. Jordan White returned for his first full season and made the most of his time between the lines, hauling in 53 catches and four touchdowns for 681 yards. He led the team with four 100-yard receiving games with a career high 140 yards at Eastern Michigan and a career high 11 receptions against Ball State.

Defensively, Austin Pritchard showed why he began and ended the season as the Bronco leader, finishing with over 100 tackles for the first time in his career. Pritchard amassed 10 or more tackles in seven of 11 games played with a season high 14 stops at Eastern Michigan.

The Western Michigan secondary had large shoes to fill entering the 2009 campaign and one Bronco doing his part to fill those shoes was Jamail Berry. The junior racked up a career high five interceptions this season, the most since the 2006 season, including two at Eastern Michigan. Berry's flair for the dramatic first appeared in the Broncos' home opener against Miami. On the Red Hawks' first offensive play Berry corralled a forced fumble and scampered 24 yards untouched for the touchdown.

Western Michigan had multiple milestones as a team in 2009. The team blocked four kicks this season, the most since 2006, including in back-to-back games against Indiana and Miami. The Broncos also orchestrated a come-from-behind win in overtime against Buffalo for the second-straight season. Off the field, WMU boasted an ESPN The Magazine Academic All-American for the third year in a row when Tim Hiller was announced in late November. Hiller became the first Bronco to earn a spot on the National Football Foundation's National Scholar-Athlete Team. He also became the second Bronco in the last three seasons to be named Male Scholar-Athlete of the Year by the Michigan Chapter of the National Football Foundation.

As it is at the end of every season, Bronco football now says good-bye to another class of seniors. These 17 student-athletes have played a huge part in bringing the program to where it is today and have laid the ground work for future success.

WESTERN MICHIGAN VS. MIAMI — GAME #3

MIAMI (0-3, 0-1 MAC) 26
 WESTERN MICHIGAN (1-2, 1-0 MAC) 48
 Waldo Stadium • Kalamazoo, Mich.

SCORING

Miami 0 0 12 14 - 26
 Western Michigan 14 14 20 0 - 48

1ST QUARTER

WMU 14:53 Berry 24 fumble return (Potter kick)
 WMU 9:29 Nunez 10 pass from Hiller (Potter kick), 9-60 - 3:04

2ND QUARTER

WMU 13:53 Hammond 1 pass from Hiller (Potter kick), 4-38 - 1:41
 WMU 2:07 Nunez 16 pass from Hiller (Potter kick), 13-96 - 5:38

3RD QUARTER

WMU 9:37 West 1 run (Potter kick), 3-14 - 1:11
 MU 7:09 Harris 14 pass from Raudabaugh (Cook kick blocked), 10-76 - 2:28
 WMU 4:36 West 7 pass from Hiller (Potter kick), 5-45 - 2:33
 WMU 3:52 Winchester 1 run (Potter kick failed), 2-1 - 0:24
 MU 1:06 Harris 42 pass from Raudabaugh (Green run failed), 10-80 - 2:46

4TH QUARTER

MU 6:46 Lawson 2 run (Cook kick), 14-80 - 5:40
 MU 0:51 Stevens 11 pass from Dysert (Cook kick), 4-62 - 0:58

TEAM STATISTICS

	MU	WMU
FIRST DOWNS	27	23
RUSHES-YARDS	26-59	45-152
PASSING YARDS	362	218
PASS ATT-COMP-INT	49-28-1	35-21-1
PLAYS-TOTAL YARDS	75-421	80-370
PUNTS-AVG	5-39.4	3-38.0
FUMBLES-LOST	5-4	3-1
PENALTIES-YARDS	10-77	6-47
POSSESSION TIME	25:04	34:56
THIRD DOWN CONV.	6-11	9-16

INDIVIDUAL STATISTICS

RUSHING: MU-Lawson 7-43; Dysert 4-32; Merriweather 9-14; Raudabaugh 6-minus 30. WMU-West 18-91; Thompson 9-55; Winchester 9-35; Burdi 1-5; Carder 1-minus 4; Team 2-minus 6; Hiller 5-minus 24.

PASSING: MU-Raudabaugh 25-42-1-288; Dysert 3-7-0-74. WMU-Hiller 17-29-0-185; Burdi 1-3-1-16; Carder 3-3-0-17.

RECEIVING: MU-Robinson 9-95; Harris 6-134; Woods 5-54; Rogers 3-34; Stevens 2-14; Merriweather 2-0; Anderson 1-31. WMU-Nunez 6-79; White 3-47; Ponder 3-20; Ravenell 2-31; Arnheim 2-19; Hammond 2-7; West 1-7; Wallace 1-5; Stevens 1-3.

ATTENDANCE: 24,372
 KICK OFF TIME: 7:07 p.m.
 END OF GAME: 10:12 p.m.
 ELAPSED TIME: 3:05
 TEMPERATURE: 70
 WIND: E 7 mph
 WEATHER: Clear

WESTERN MICHIGAN VS. HOFSTRA — GAME #4

HOFSTRA (2-2, 0-1 CAA) 10
 WESTERN MICHIGAN (2-2, 1-0 MAC) 24
 Waldo Stadium • Kalamazoo, Mich.

SCORING

Hofstra 7 3 0 0 - 10
 Western Michigan 0 17 0 7 - 24

1ST QUARTER

HU 0:00 Weaver 43 pass from Christopher (Greco kick), 2-54 - 0:32

2ND QUARTER

WMU 11:23 Potter 24 FG, 4-2 - 1:44
 HU 6:14 Greco 23 FG, 10-54 - 5:09
 WMU 4:32 White 16 pass from Hiller (Potter kick), 5-74 - 1:42
 WMU 0:38 West 9 run (Potter kick), 8-94 - 1:33

4TH QUARTER

WMU 9:25 Stevens 1 pass from Hiller (Potter kick), 11-77 - 4:50

TEAM STATISTICS

	HU	WMU
FIRST DOWNS	19	26
RUSHES-YARDS	35-140	31-164
PASSING YARDS	189	338
PASS ATT-COMP-INT	30-18-0	43-34-1
PLAYS-TOTAL YARDS	65-329	74-502
PUNTS-AVG	5-40.0	3-39.3
FUMBLES-LOST	3-2	3-2
PENALTIES-YARDS	6-50	5-81
POSSESSION TIME	32:10	27:50
THIRD DOWN CONV.	7-16	7-13

INDIVIDUAL STATISTICS

RUSHING: HU-Kwabena 10-50; Maysonet 5-33; Probst 7-23; Jackolski 5-21; Christopher 8-13. WMU-West 24-159; Winchester 4-6; Hiller 2-2; Team 1-minus 3.

PASSING: HU-Christopher 17-27-0-188; Probst 1-3-0-1. WMU-Hiller 34-43-1-338.

RECEIVING: HU-Weaver 8-109; Morgan 2-27; Wilson 2-12; Dennis 2-7; Jackolski 1-11; Maysonet 1-10; Nelson 1-7; Kwabena 1-6. WMU-White 9-101; Ravenell 7-99; Nunez 7-68; West 4-27; Arnheim 3-24; Stevens 3-16; Ponder 1-3.

ATTENDANCE: 16,116
 KICK OFF TIME: 7:07 p.m.
 END OF GAME: 9:57 p.m.
 ELAPSED TIME: 2:50
 TEMPERATURE: 66
 WIND: WNW 8 mph
 WEATHER: Mostly Cloudy

WESTERN MICHIGAN VS. CENTRAL MICHIGAN — GAME #7

CENTRAL MICHIGAN (6-1, 4-0 MAC) 34
 WESTERN MICHIGAN (3-4, 2-2 MAC) 23
 Waldo Stadium • Kalamazoo, Mich.

SCORING

Central Michigan	10	17	0	7	-	34
Western Michigan	3	10	3	7	-	23

1ST QUARTER

CMU 11:36 Aguila 37 FG, 6-44 - 2:00
 WMU 6:59 Potter 38 FG, 9-55 - 4:37
 CMU 0:25 LeFevour 2 run (Aguila kick), 5-84 - 1:16

2ND QUARTER

CMU 11:30 Aguila 40 FG, 5-17 - 2:35
 WMU 6:17 Potter 33 FG, 13-54 - 5:13
 WMU 2:33 Nunez 18 pass from Hiller (Potter kick), 9-50 - 3:09
 CMU 1:20 Schroeder 15 pass from LeFevour (Aguila kick), 5-51 - 1:13
 CMU 0:05 Schroeder 2 run (Aguila kick), 2-3 - 0:13

3RD QUARTER

WMU 5:48 Potter 27 FG, 15-82 - 5:59

4TH QUARTER

CMU 11:54 Brown 9 pass from LeFevour (Aguila kick), 7-79 - 3:06
 WMU 5:00 Smith, T. 5 pass from Hiller (Potter kick), 11-68 - 2:48

TEAM STATISTICS

	CMU	WMU
FIRST DOWNS	21	27
RUSHES-YARDS	29-178	26-87
PASSING YARDS	238	410
PASS ATT-COMP-INT	31-18-0	66-40-1
PLAYS-TOTAL YARDS	60-416	92-497
PUNTS-AVG	5-41.8	4-34.0
FUMBLES-LOST	1-1	0-0
PENALTIES-YARDS	11-100	9-82
POSSESSION TIME	24:04	35:56
THIRD DOWN CONV.	1-9	8-20

INDIVIDUAL STATISTICS

RUSHING: CMU-Brown 6-91; LeFevour 14-75; Schroeder 7-11; Cotton 1-3; Team 1-minus 2. WMU-West 21-96; Winchester 2-5; Hiller 3-minus 14.

PASSING: CMU-LeFevour 18-31-0-238. WMU-Hiller 40-66-1-410.

RECEIVING: CMU-Anderson 7-133; Brown 5-39; Schroeder 3-25; Poblach 2-31; Blackburn 1-10. WMU-Arnheim 9-112; Ravenell 7-60; Nunez 5-47; West 5-35; Ponder 3-34; White 2-23; Smith, T. 2-15; Stevens 2-14; Winchester 2-7; Wallace 1-35; Pritchard 1-17; Murray 1-11.

ATTENDANCE: 27,896
 KICK OFF TIME: 3:35 p.m.
 END OF GAME: 7:12 p.m.
 ELAPSED TIME: 3:37
 TEMPERATURE: 46
 WIND: NNW 11 mph
 WEATHER: Brisk, Partly Sunny

WESTERN MICHIGAN VS. BUFFALO — GAME #8

BUFFALO (3-5, 1-3 MAC) 31
 WESTERN MICHIGAN (4-4, 3-2 MAC) 34 OT
 Waldo Stadium • Kalamazoo, Mich.

SCORING

Buffalo	7	0	14	10	0	31
Western Michigan	14	3	7	7	3	34

1ST QUARTER

WMU 10:40 Ponder 10 pass from Hiller (Potter kick), 9-46 - 4:20
 UB 7:17 Nduka 11 run (Principe kick), 1-11 - 0:05
 WMU 2:37 Ponder 9 pass from Hiller (Potter kick), 10-86 4:40

2ND QUARTER

WMU 13:01 Potter 28 FG, 10-83 - 3:11

3RD QUARTER

UB 12:21 Nduka 2 run (Principe kick), 7-73 - 2:39
 WMU 4:56 West 2 run (Potter kick), 11-77 - 3:55
 UB 2:43 Hamlin 33 pass from Maynard (Principe kick), 6-69 - 2:13

4TH QUARTER

UB 5:16 Nduka 56 run (Principe kick), 5-90 - 2:28
 WMU 1:58 West 3 run (Potter kick), 9-67 - 3:18
 UB 0:00 Principe 28 FG, 15-69 - 1:58

OVERTIME

WMU 0:00 Potter 28 FG, 7-15 - 0:00

TEAM STATISTICS

	UB	WMU
FIRST DOWNS	24	27
RUSHES-YARDS	28-214	33-155
PASSING YARDS	327	350
PASS ATT-COMP-INT	51-26-2	55-24-0
PLAYS-TOTAL YARDS	79-541	88-505
PUNTS-AVG	6-42.2	6-44.8
FUMBLES-LOST	1-0	2-2
PENALTIES-YARDS	4-33	4-30
POSSESSION TIME	26:19	48:41
THIRD DOWN CONV.	7-17	8-17

INDIVIDUAL STATISTICS

RUSHING: UB-Nduka 18-172; Maynard 6-34; Henry 3-10; Team 1-minus 2. WMU-West 27-133; Thompson 2-16; Carder 1-8; Winchester 1-4; Hiller 2-minus 6.

PASSING: UB-Maynard 26-50-2-327; Team 0-1-0-0. WMU-Hiller 34-55-0-350.

RECEIVING: Hamlin 10-146; Roosevelt 8-63; Rack 5-89; Nduka 2-20; Jackson 1-9. WMU-Ponder 10-86; Arnheim 7-107; Ravenell 6-48; Smith, T. 4-57; West 4-41; Stevens 2-6; Thompson 1-5.

ATTENDANCE: 12,924
 KICK OFF TIME: 2:05 p.m.
 END OF GAME: 5:30 p.m.
 ELAPSED TIME: 3:25
 TEMPERATURE: 42
 WIND: WSW 15 mph
 WEATHER: Light Rain

WESTERN MICHIGAN AT EASTERN MICHIGAN — GAME #11

WESTERN MICHIGAN (5-6, 4-3 MAC) 35
 KENT STATE (0-10, 0-6 MAC) 14
 Rynearson Stadium • Ypsilanti, Mich.

SCORING

Western Michigan 7 21 0 7 - 35
 Eastern Michigan 7 7 0 0 - 14

1ST QUARTER

EMU 11:42 Gillett 4 run (Carithers kick), 4-15 - 1:40
 WMU 7:40 Stevens 1 pass from Hiller (Potter kick), 11-59 - 3:54

2ND QUARTER

WMU 11:30 Baliko 2 pass from Hiller (Potter kick), 7-75 - 2:39
 WMU 3:08 West 1 run (Potter kick), 10-68 - 5:02
 WMU 1:09 Stevens 8 pass from Hiller (Potter kick), 5-46 - 1:23
 EMU 0:29 Thomas 12 pass from Gillett (Carithers kick), 6-80 - 0:40

4TH QUARTER

WMU 7:37 Arnheim 65 pass from Hiller (Potter kick), 3-77 - 1:18

TEAM STATISTICS

	WMU	EMU
FIRST DOWNS	23	20
RUSHES-YARDS	36-164	43-178
PASSING YARDS	275	186
PASS ATT-COMP-INT	33-21-1	26-15-3
PLAYS-TOTAL YARDS	69-439	69-364
PUNTS-AVG	4-37.8	4-35.2
FUMBLES-LOST	2-1	3-3
PENALTIES-YARDS	3-40	4-17
POSSESSION TIME	29:18	30:42
THIRD DOWN CONV.	5-12	6-13

INDIVIDUAL STATISTICS

RUSHING: WMU-West 25-140; Winchester 5-26; Hiller 5-0; Team 1-minus 2.
 EMU-Gillett 26-105; Priest 10-36; White 4-32; Blevins 2-6; Team 1-minus 1.

PASSING: WMU-Hiller 21-31-1-275; Team 0-1-0-0; Arnheim 0-1-0-0. EMU-Gillett 15-26-3-186.

RECEIVING: WMU-White 10-140; Arnheim 3-87; Stevens 2-9; Ponder 2-8; Ravenell 1-22; Smith, T. 1-10; Baliko 1-2; Winchester 1-minus 3. EMU-Thomas 5-47; Burke 4-77; Thayer 2-32; Hoskins 1-12; Manns 1-7; White 1-7; Hunter 1-4.

ATTENDANCE: 3,281

KICK OFF TIME: 1 p.m.

END OF GAME: 3:51 p.m.

ELAPSED TIME: 2:51

TEMPERATURE: 62

WIND: SSW 11 mph

WEATHER: Sunny

WESTERN MICHIGAN VS. BALL STATE — GAME #12

BALL STATE (2-10, 2-6 MAC) 22
 WESTERN MICHIGAN (5-7, 4-4 MAC) 17
 Waldo Stadium • Kalamazoo, Mich.

SCORING

Ball State 6 7 3 6 - 22
 Western Michigan 0 10 0 7 - 17

1ST QUARTER

BSU 10:02 McGarvey 31 FG, 6-55 - 1:52
 BSU 4:08 McGarvey 45 FG, 4-5 - 1:23

2ND QUARTER

BSU 14:36 Lewis 3 run (McGarvey kick), 9-59 - 2:56
 WMU 4:33 Potter 29 FG, 10-53 - 3:52
 WMU 0:28 West 1 run (Potter kick), 10-54 - 1:28

3RD QUARTER

BSU 7:13 McGarvey 48 FG, 4-6 - 1:35

4TH QUARTER

WMU 14:54 White 4 pass from Hiller (Potter kick), 9-54 - 3:21
 BSU 7:57 Todd 87 punt return (Lewis run failed)

TEAM STATISTICS

	BSU	WMU
FIRST DOWNS	10	24
RUSHES-YARDS	41-155	27-109
PASSING YARDS	71	354
PASS ATT-COMP-INT	16-7-1	62-33-4
PLAYS-TOTAL YARDS	57-226	89-463
PUNTS-AVG	8-41.5	5-42.4
FUMBLES-LOST	0-0	1-1
PENALTIES-YARDS	3-26	5-28
POSSESSION TIME	29:02	30:58
THIRD DOWN CONV.	3-14	7-17

INDIVIDUAL STATISTICS

RUSHING: BSU-Sykes 16-70; Williams 4-47; Lewis 16-46; Team 2-minus 2; Justice 3-minus 6. WMU-West 21-102; Carder 1-6; Hiller 3-1; Thompson 1-1; Ponder 1-minus 1.

PASSING: BSU-Justice 7-16-1-71. WMU-Hiller 33-62-4-354.

RECEIVING: BSU-lfft 3-37; Puthoff 1-12; Fakes 1-12; Orsbon 1-5; Gibson 1-5. WMU-White 11-121; Ravenell 7-106; Arnheim 4-48; Ponder 3-28; Smith, T. 3-24; Hammond 3-12; Stevens 1-9; West 1-6.

ATTENDANCE: 20,344

KICK OFF TIME: 7:04 p.m.

END OF GAME: 10:37 p.m.

ELAPSED TIME: 3:33

TEMPERATURE: 48

WIND: ESE 8 mph

WEATHER: Cloudy

#1 // DOUG WIGGINS
FREE SAFETY
JUNIOR // 5-11 // 197



2009: Made Bronco debut with nine tackles at Michigan (9/5) ... forced two fumbles, including one of first play from scrimmage leading to TD vs. Miami (9/19) ... forced four fumbles on the season, ranking eighth in WMU history.

	Season Highs	Career Highs
Tackles	9 at Michigan	9 at Michigan (9/5/09)
Tackles for Loss	1.0 at Toledo	1.0 at Toledo (10/10/09)
QB Hurries	1 at Toledo	1 at Toledo (10/10/09)
Pass Break Ups	1 v Ball State	1 v Ball State (11/24/09)
Forced Fumbles	2 v Miami	2 v Miami (9/19/09)

#4 // JAMELLE MURRAY
WIDE RECEIVER
SENIOR // 5-8 // 185



2009: Made first reception of season vs. CMU (10/17) ...

	Season Highs	Career Highs
Receptions	1 v Central Michigan	3 v Central Conn. State (9/22/07)
Receiving Yards	11 v Central Michigan	27 v Central Conn. State (9/22/07)
Receiving TDs	NA	1 v Central Conn. State (9/22/07)
Longest Reception	11 v Central Michigan	17 v Central Conn. State (TD) (9/22/07)

#5 // DESHON LAWRENCE
CORNERBACK
JUNIOR // 6-0 // 189



2009: Registered first career interception at Michigan (9/5) ... set new career mark with four tackles at Indiana (9/12) ... career high five tackles with a PBU vs. Hofstra (9/26) ...

	Season Highs	Career Highs
Tackles	5 v Hofstra	5 v Hofstra (9/26/09)
Interceptions	1 at Michigan	1 at Michigan (9/5/09)
Interception Return Yards	3 at Michigan	3 at Michigan (9/5/09)
Longest Interception Return	3 at Michigan	3 at Michigan (9/5/09)
Forced Fumbles	1, 2x - last at Eastern Michigan	1, 2x - last at Eastern Michigan (11/14/09)
Pass Break Ups	1, 3x - last v Ball State	1, 3x - last v Ball State (11/24/09)
Receptions	1, 3x - last at Ball State	1, 3x - last at Ball State (11/25/08)
Receiving Yards	8 v Tennessee Tech	8 v Tennessee Tech (9/20/08)
Longest Reception	8 v Tennessee Tech	8 v Tennessee Tech (9/20/08)

#6 // DAMOND SMITH
CORNERBACK
SOPHOMORE // 6-0 // 180



2009: Made collegiate debut with four tackles at Michigan (9/5) ... set career highs at Toledo with seven tackles and two pass break ups (10/10) ... recorded first career INT at Kent State (10/31) ...

	Season Highs	Career Highs
Tackles	7 at Toledo	7 at Toledo (10/10/09)
Interceptions	1, 2x - last at Eastern Michigan	1, 2x - last at Eastern Michigan (11/14/09)
Pass Break Ups	2 at Toledo	2 at Toledo (10/10/09)

#7 // TREY SMITH
WIDE RECEIVER
SOPHOMORE // 6-4 // 213



2009: Registered first career reception and TD vs. CMU (10/17) ...

	Season Highs	Career Highs
Receptions	4, 2x - last at Kent State	4, 2x - last at Kent State (10/31/09)
Receiving Yards	57 v Buffalo	57 v Buffalo (10/24/09)
Receiving TDs	1 v Central Michigan	1 v Central Michigan (10/17/09)
Longest Reception	26 v Buffalo	26 v Buffalo (10/24/09)

#8 // ANSEL PONDER
WIDE RECEIVER
SOPHOMORE // 6-2 // 187



2009: Made collegiate debut with four catches for 32 yds at Michigan (9/5) ... first career kick returns with a long of 28 yds at NIU (10/3) ... first receiver with 10 catches in a game in 2009, caught first two TDs of career vs. Buffalo (10/24).

	Season Highs	Career Highs
Receptions	10 v Buffalo	10 v Buffalo (10/24/09)
Receiving Yards	86 v Buffalo	86 v Buffalo (10/24/09)
Longest Reception	26 at Toledo	26 at Toledo (10/10/09)
Receiving TDs	2 v Buffalo	2 v Buffalo (10/24/09)
Rushing Attempts	1, 3x - last v Ball State	1, 3x - last v Ball State (11/24/09)
Kickoff Return Yards	52 at Northern Illinois	52 at Northern Illinois (10/3/09)
Longest Kickoff Return	28 at Northern Illinois	28 at Northern Illinois (10/3/09)
Tackles	1 at Northern Illinois	1 at Northern Illinois (10/3/09)

#12 // ROBERT ARNHEIM
WIDE RECEIVER
JUNIOR // 6-2 // 198



2009: Earned Third Team All-MAC Offense ... scored second career TD at Indiana (9/12) ... completed first career pass on a fake FG at NIU (10/3) ... set new career highs for receptions (9) and receiving yards (112) vs. CMU (10/17) ... second-straight 100-yd receiving game vs. Buffalo (10/24) ... career long reception of 65 yds at EMU (11/14) ... led team with 59 receptions and 701 yards receiving.

	Season Highs	Career Highs
Receptions	9 v Central Michigan	9 v Central Michigan (10/17/09)
Receiving Yards	112 v Central Michigan	112 v Central Michigan (10/17/09)
Receiving TDs	1, 3x - last at Eastern Michigan	1, 4x - last at Eastern Michigan (11/14/09)
Longest Reception	65 at Eastern Michigan (TD)	65 at Eastern Michigan (TD) (11/14/09)
100-yard Receiving Games	2 - last v Buffalo	2 (2 - 2009)
Passing Attempts	1, 2x - last at Eastern Michigan	1, 3x - last at Eastern Michigan (11/14/09)
Pass Completions	1 at Northern Illinois	1 at Northern Illinois (10/3/09)
Passing Yards	2 at Northern Illinois	2 at Northern Illinois (10/3/09)
Longest Punt Return	26 at Michigan State	26 at Michigan State (11/7/09)
Punt Return Yards	35 at Michigan State	35 at Michigan State (11/7/09)

G
10
20
30
40
50
40
30
20
10
G

#13 // CHLEB RAVENELL

WIDE RECEIVER

SENIOR // 6-0 // 185




2009: Made Bronco debut with three catches for 25 yds at Michigan (9/5) ... set career highs in receptions with seven catches in four different games ... set career high with first 100-yard receiving game with 106 yards against Ball State (11/24).

	Season Highs	Career Highs
Receptions	7, 4x - last v Ball State	7, 4x - last v Ball State (11/24/09)
Receiving Yards	106 v Ball State	106 v Ball State (11/24/09)
100-Yd Receiving Games	1 - last v Ball State	1 (1 - 2009)
Longest Reception	34 v Ball State	34 v Ball State (11/24/09)
Tackles	1 at Michigan	1 at Michigan (9/5/09)

#14 // ALEX CARDER

QUARTERBACK

SOPHOMORE // 6-2 // 205



2009: Made collegiate debut and completed first pass on first attempt at Michigan (9/5) ... 3-for-3 passing vs. Miami (9/19) ... finished the season 5-for-7 in passing with 27 yards in eight games played.

	Season Highs	Career Highs
Passing Attempts	3 v Miami	3 v Miami (9/19/09)
Completions	3 v Miami	1 at Michigan (9/19/09)
Yards	17 v Miami	17 v Miami (9/19/09)
Longest Completion	6, 2x - last at Michigan State	6, 2x - last at Michigan State (11/7/09)
Completion Percentage	100.0, 2x - last v Miami	100.0, 2x - last v Miami (9/19/09)
Rushing Attempts	2 at Kent State	2 at Kent State (10/31/09)
Rushing Yards	8 v Buffalo	8 v Buffalo (10/24/09)
Longest Run	8 v Buffalo	8 v Buffalo (10/24/09)

#17 // JOHN POTTER

KICKER

JUNIOR // 6-2 // 214



2009: Missed on only FG attempt at Michigan (9/5) ... made first FG of season (35) at Indiana (9/12) ... registered first career reception on fake FG and 11th career tackle at NIU (10/3) ... tied career high with seven PATs made and recorded first career fumble recovery at Toledo (10/10) ... matched career high with three made FGs vs. CMU (10/17) ... first game-winning FG (28 yds) of career vs. Buffalo (10/24).

	Season Highs	Career Highs
Field Goal Attempts	4 v Central Michigan	4 v Central Michigan (10/17/09)
Field Goals Made	3 v Central Michigan	3, 2x - v Central Michigan (10/17/09)
Longest Field Goal	40 at Northern Illinois	45 v Illinois (11/8/08)
Extra Point Attempts	8 at Toledo	8 at Toledo (10/10/09)
Extra Points Made	7 at Toledo	7, 2x - last at Toledo (10/10/09)
Kick Offs	10 at Toledo	10 at Toledo (10/10/09)
Kick Off Yards	612 at Toledo	612 at Toledo (10/10/09)
Kick Off Average	68.8 at Indiana	69.5 v Rice (12/30/08)
Touchbacks	3, 2x - last at Eastern Michigan	3, 2x - last at Eastern Michigan (11/14/09)
OB Kicks	1 v Hofstra	1, 2x - last v Hofstra (9/26/09)
Tackles	2, 2x - last v Ball State	2, 3x - last v Ball State (11/24/09)
Fumble Recoveries	1 at Toledo	1 at Toledo (10/10/09)
Passing Attempts	NA	1 v Ohio (10/4/08)
Receptions	1 at Northern Illinois	1 at Northern Illinois (10/3/09)
Receiving Yards	2 at Northern Illinois	2 at Northern Illinois (10/3/09)
Longest Reception	2 at Northern Illinois	2 at Northern Illinois (10/3/09)

#18 // DREW BURDI

QUARTERBACK

SENIOR // 6-1 // 207



2009: Scored second career rushing TD at Indiana (9/12) ...

	Season Highs	Career Highs
Passing Attempts	3 v Miami	7 v Tennessee Tech (9/20/09)
Completions	1 v Miami	4 v Tennessee Tech (9/20/08)
Yards	16 v Miami	61 at Ball State (11/25/08)
Touchdowns	NA	1, 2x - last at Ball State (11/25/08)
Longest Completion	16 v Miami	17 v Central Conn. State (9/22/07)
Completion Percentage	33.3 v Miami	100.0 v Central Conn. State (9/22/07)
Rushing Attempts	1, 4x - last at Northern Illinois	4 v Tennessee Tech (9/20/08)
Rushing Yards	14 at Northern Illinois	54 at Idaho (9/13/08)
Rushing TDs	1 at Indiana	1, 2x - last at Indiana (9/12/09)
Longest Run	14 at Northern Illinois	42 at Idaho (TD) (9/13/08)

#19 // JOSH PRICE

CORNERBACK

JUNIOR // 6-0 // 196



2009: Four tackles and assisted on a sack vs. Hofstra (9/26) ...

	Season Highs	Career Highs
Tackles	4 v Hofstra	5 at Idaho (9/13/08)
Tackles for Loss	1.0 at Toledo	1.0, 2x - last at Toledo (10/10/09)
Sacks	0.5 v Hofstra	1.0 at Idaho (9/13/08)
Forced Fumbles	NA	1, 2x - last v Ohio (10/4/08)
Record a Safety	NA	1 at Idaho (9/13/08)

#23 // AARON WINCHESTER

RUNNING BACK

JUNIOR // 5-9 // 174



2009: Scored first career rushing TD vs. Miami (9/19) ... recorded longest run of career with a carry for 22 yards at Toledo (10/10) ... had a season high 64 yard on three kick returns, including a season long return of 26 yards against Ball State (11/24).

	Season Highs	Career Highs
Rushing Attempts	9, 3x - last at Toledo	28 v Toledo (11/15/08)
Rushing Yards	37 at Toledo	111 v Toledo (11/15/08)
Longest Run	22 at Toledo	22 at Toledo (10/10/09)
Rushing TDs	1 v Miami	1 v Miami (9/19/09)
100-yd Rushing Games	NA	1 (1 - 2008)
Receptions	2 v Central Michigan	5 v Toledo (11/15/08)
Receiving Yards	11 at Indiana	56 v Tennessee Tech (9/20/08)
Longest Reception	11 at Indiana	56 v Tennessee Tech (9/20/08)
Longest Kick Return	26 v Ball State	57 at Nebraska (8/30/08)
Kick Return Yards	64 v Ball State	127 at Ball State (11/25/08)
All-Purpose Yards	64 v Ball State	206 at Ball State (11/25/08)
Tackles	2, 2x - last at Kent State	2, 2x - last at Kent State (10/31/09)


#25 // DAVID LEWIS
CORNERBACK
JUNIOR // 5-10 // 168



2009: Set new career mark with seven tackles and two PBUs at Indiana (9/12) ... matched career high with seven tackles vs. CMU (10/17) ...

	Season Highs	Career Highs
Tackles	7, 3x - last v Buffalo	7, 3x - last v Buffalo (10/24/09)
Tackles for Loss	0.5 v Ball State	0.5 v Ball State (11/24/09)
Pass Break Ups	2 at Indiana	2 at Indiana (9/12/09)

#26 // CALEB MORRIS
KICKER
SENIOR // 6-0 // 220



2009:

	Season Highs	Career Highs
Tackles	NA	1 v Rice (12/30/08)

#27 // VERNON STEWART
STRONG SAFETY
JUNIOR // 5-11 // 190



2009: Made debut with four tackles at Michigan (9/5) ... first career sack and TFL vs. Miami (9/19/09) ... first career start and doubled career high with eight tackles vs. Hofstra (9/26) ... recorded first career fumble recovery at Kent State (10/31) ... assisted on three tackles against Ball State (11/24).

	Season Highs	Career Highs
Tackles	8 v Hofstra	8 v Hofstra (9/26/09)
Sacks	1.0 v Miami	1.0 v Miami (9/19/09)
Tackles for Loss	1.0, 2x - last at Kent State	1.0, 2x - last at Kent State (10/31/09)
Forced Fumbles	1, 2x - last at Kent State	1, 2x - last at Kent State (10/31/09)
Fumble Recoveries	1 at Kent State	1 at Kent State (10/31/09)

#28 // KEITH DIXSON
STRONG SAFETY
JUNIOR // 6-1 // 195



2009: Appeared in 11 games, making first career start in the season opener against Michigan (9/5) ... recorded six tackles against the Wolverines ... set new career high with 11 tackles at NIU (10/3) ... had a career high four pass break ups.

	Season Highs	Career Highs
Tackles	11 at Northern Illinois	11 at Northern Illinois (10/3/09)
Pass Break Ups	1, 3x - last v Buffalo	1, 4x - last v Buffalo (10/24/09)

#30 // DERVON WALLACE
WIDE RECEIVER
JUNIOR // 6-0 // 197



2009: Appeared in all 12 games ... first reception of season vs. Miami (9/19) ... registered three catches ... had career-long reception against Central Michigan (10/17).

	Season Highs	Career Highs
Receptions	1, 3x - last at Kent State	1, 5x - last at Kent State (10/31/09)
Receiving Yards	35 v Central Michigan	35 v Central Michigan (10/17/09)
Longest Reception	35 v Central Michigan	35 v Central Michigan (10/17/09)
Tackles	NA	3 v Ohio (10/4/08)
Blocked Punt	NA	1 at Buffalo (10/11/08)
Kick Return Yards	NA	9 v Toledo (11/15/08)
Longest Kick Return	NA	9 v Toledo (11/15/08)
Punt Return Yards	NA	21 at Buffalo (10/11/08)
Longest Punt Return	NA	21 at Buffalo (10/11/08)

#32 // JIM O'NEILL
TIGHT END
SENIOR // 6-5 // 248



2009:

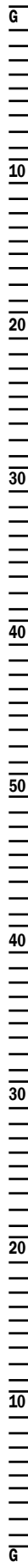
	Season Highs	Career Highs
Tackles	NA	1 at Idaho (9/13/08)

#33 // MARIO ARMSTRONG
STRONG SAFETY
SENIOR // 6-0 // 194



2009: Nine tackles at Indiana (9/12) ... set career high with three pass break ups vs. Miami (9/19) ... eight tackles at Michigan State (11/7) ... established season high with 10 tackles against Ball State (11/24) ... started 11 games.

	Season Highs	Career Highs
Tackles	10 v Ball State	12 v Illinois (11/8/08)
Tackles for Loss	0.5 v Miami	0.5 v Miami (9/19/09)
Interceptions	NA	1, 2x - last at Central Michigan (10/18/08)
Interception Return Yards	NA	28 at Central Michigan (10/18/08)
Longest Interception Return	NA	28 at Central Michigan (10/18/08)
Forced Fumbles	NA	1 v Toledo (11/15/08)
Fumble Recoveries	NA	1 v Akron (10/6/07)
Passes Deflected	3 v Miami	3 v Miami (9/19/09)
Passes Defended	3 v Miami	3 v Miami (9/19/09)



#34 // JAMAIL BERRY
STRONG SAFETY
SENIOR // 6-0 // 195



2009: Earned MAC West Defensive POTW twice ... recovered fumble for a TD on first play from scrimmage, had first career INT and PAT block vs. Miami (9/19) ... recorded second INT of season vs. Buffalo (10/24) set new career high with nine tackles at Kent State (10/31) ... set career best with two picks at EMU (11/14) ... recorded team-leading fifth interception against Ball State (11/24).

	Season Highs	Career Highs
Tackles	9 at Kent State	9 at Kent State (10/31/09)
Tackles for Loss	1.0 at Kent State	1.0 at Kent State (10/31/09)
Fumble Recoveries	1, 2x - last at Eastern Michigan	1, 2x - last at Eastern Michigan (11/14/09)
Fumble Return Yards	24 v Miami	24 v Miami (9/19/09)
Fumble Returns for TD	1 v Miami	1 v Miami (9/19/09)
Longest Fumble Return	24 v Miami (TD)	24 v Miami (9/19/09)
Forced Fumbles	1 v Hofstra	1 v Hofstra (9/26/09)
Interceptions	2 at Eastern Michigan	2 at Eastern Michigan (11/14/09)
Interception Return Yards	45 v Buffalo	45 v Buffalo (10/24/09)
Longest Interception Return	45 v Buffalo	45 v Buffalo (10/24/09)
Pass Break Ups	2 v Central Michigan	2 v Central Michigan (10/17/09)
Blocked Kicks	1 v Miami (PAT)	1 v Miami (PAT) (9/19/09)


#36 // JARON DESHAZOR
RUNNING BACK
JUNIOR // 5-8 // 192



2009: Registered a tackle against Indiana (9/12).

	Season Highs	Career Highs
Rushing Attempts	NA	1 v Tennessee Tech (9/20/08)
Rushing Yards	NA	1 v Tennessee Tech (9/20/08)
Longest Run	NA	1 v Tennessee Tech (9/20/08)
Tackles	1 at Indiana	1 at Indiana (9/12/09)

#37 // BEN ARMER
PUNTER
JUNIOR // 5-10 // 211



2009: Earned Third Team All-MAC ... named MAC West Special Teams POTW during last week of the season ... Ray Guy Award nominee ... recorded a career high 13 fair catches and pinned opponents inside their own 20-yard line a career best 22 times ... six punts at Michigan with four fair catches (9/5) ... matched career high with three punts inside the 20 at Indiana (9/12) ... registered career long punt of 62 yds at NIU (10/3) ... recorded two punts that landed inside the 10-yard line against Ball State (11/24).

	Season Highs	Career Highs
Punts	10 at Michigan State	10 at Michigan State (11/7/09)
Punt Yards	389 at Michigan State	329 at Michigan State (11/7/09)
Longest Punt	62 at Northern Illinois	62 at Northern Illinois (10/3/09)
Punt Average	45.7 at Northern Illinois	52.0 v Ohio (10/4/08)
Punts Inside 20	4 at Northern Illinois	4 at Northern Illinois (10/3/09)
Touchbacks	2, 2x - last v Buffalo	2, 4x - last v Buffalo (10/24/09)
Tackles	NA	1, 5x - last at Central Michigan (10/18/08)


#38 // CHRIS PROM
LINEBACKER
SOPHOMORE // 6-4 // 220



2009: Appeared in all 12 games and made three starts ... made collegiate debut at Michigan (9/5) ... set personal best with four tackles at NIU (10/3).

	Season Highs	Career Highs
Tackles	4 at Northern Illinois	4 at Northern Illinois (10/3/09)

#47 // MITCH ZAJAC
LINEBACKER
JUNIOR // 6-1 // 232



2009: Recorded first INT of career with a 26-yard return at Kent State (10/31) ... eight tackles and 3.0 TFLs at MSU (11/7) ... set career high with 10 tackles against Ball State (11/24) ... appeared in 12 games and made six starts.

	Season Highs	Career Highs
Tackles	10 v Ball State	10 v Ball State (11/24/09)
Tackles for Loss	3.0 at Michigan State	3.0 at Michigan State (11/7/09)
Pass Break Ups	1 at Kent State	1, 4x - last at Kent State (10/31/09)
Interceptions	1 at Kent State	1 at Kent State (10/31/09)
Interception Return Yards	26 at Kent State	26 at Kent State (10/31/09)
Longest Interception Return	26 at Kent State	26 at Kent State (10/31/09)

#56 // T.J. LYNCH
DEFENSIVE END
JUNIOR // 6-3 // 238



2009: Made debut at Michigan (9/5) ... set career bests with two tackles, 0.5 sack and TFL and a QB hurry vs. Miami (9/19) ... appeared in nine games.

	Season Highs	Career Highs
Tackles	2 v Miami	2 v Miami (9/19/09)
Sacks	0.5 v Miami	0.5 v Miami (9/19/09)
Tackles for Loss	0.5 v Miami	0.5 v Miami (9/19/09)
QB Hurries	1 v Miami	1 v Miami (9/19/09)

#57 // RYAN BYRNE
DEFENSIVE TACKLE
SOPHOMORE // 6-0 // 271



2009: Registered tackles in back-to-back games against Miami (9/19) and Hofstra (9/26) ... made first career start at Kent State (10/31) ... set career best with six tackles and 2.0 TFLs against Golden Flashes ... recorded one QB hurry at Eastern Michigan (11/14) ... appeared in 11 games and made two starts.

	Season Highs	Career Highs
Tackles	6 at Kent State	6 at Kent State (10/31/09)
Tackles for Loss	2.0 at Kent State	2.0 at Kent State (10/31/09)
QB Hurries	1 at Eastern Michigan	1 at Eastern Michigan (11/14/09)

#60 // NICK MITCHELL
CENTER
SENIOR // 6-1 // 300




2009: Has made the most starts in a season in his career (11) ... participated in a career best 838 snaps, ranking fourth on the team among offensive linemen ... registered a career high 101 snaps against CMU (10/17).

	Season Highs	Career Highs
Games Played	12	13 (2008)
Games Started	11	11 (2009)
Plays	838	838 (2009)
Plays in a Game	101 v Central Michigan	101 v Central Michigan (10/17/09)

#61 // NICK CLEMENS

RIGHT GUARD

SENIOR // 6-5 // 308




2009: Appeared on a career best 94 plays vs. Miami (9/19) ... started every game at offensive guard for the second-straight season ... has started 25-straight games, the longest active streak on the team ... ranked second on the team among offensive linemen with a career best 900 offensive snaps.

	Season Highs	Career Highs
Games Played	12	13 (2008)
Games Started	12	13 (2008)
Plays	900	900 (2009)
Plays in a Game	110 v Central Michigan	110 v Central Michigan (10/17/09)
Tackles	1 at Eastern Michigan	1 at Eastern Michigan (11/14/09)

#62 // KEVIN GALEHER

OFFENSIVE LINEMAN

SOPHOMORE // 6-5 // 295




2009: Made collegiate debut vs. Miami (9/19) ... appeared in six games and on 102 offensive snaps ... participated in a season best 60 snaps against Ball State (11/24).

	Season Highs	Career Highs
Games Played	6	6 (2009)
Plays	102	102 (2009)
Plays in a Game	60 v Ball State	60 v Ball State (11/24/09)

#64 // SAM JAEGER

OFFENSIVE LINEMAN

SOPHOMORE // 6-5 // 321



2009: Made collegiate debut at Michigan (9/5) ... set personal best with 66 plays vs. Miami (9/19) ... made first career start vs. Hofstra (9/26) ... ended season with 402 offensive snaps in 11 appearances, including four starts ... ended year with a career high 79 snaps at EMU (11/14).

	Season Highs	Career Highs
Games Played	11	11 (2009)
Games Started	4	4 (2009)
Plays	402	402 (2009)
Plays in a Game	79 at Eastern Michigan	79 v Eastern Michigan (11/14/09)
Tackles	1, 2x - last at Kent State	1, 2x - last at Kent State (10/31/09)

#65 // PHIL SWANSON

RIGHT TACKLE

SENIOR // 6-4 // 318



2009: Has started 36 of 37 career games ... appeared in a career best 102 snaps against Buffalo (10/24) ... had career games started streak snapped at 35 when he did not start at EMU (11/14) ... started 11 of 12 games, playing in all games in a season for the third-straight year ... amassed 861 snaps, ranking third on the team among offensive linemen ... earned First Team ESPN The Magazine Academic All-District IV for the second season in a row.

	2008 Season Highs	Career Highs
Games Played	12	13 (2008)
Games Started	11	13 (2008)
Plays	861	993 (2007)
Plays in a Game	102 v Buffalo	102 v Buffalo (10/24/09)
Tackles	1 v Buffalo	1, 2x - last v Buffalo (10/24/09)

#72 // ANTHONY PARKER

LEFT TACKLE

JUNIOR // 6-5 // 336



2009: Earned Second Team All-MAC Offense ... earned First Team Phil Steele's All-MAC ... started every game of the season and finished with a team best 984 offensive snaps played, a career best ... started 12 games in a season for the second-straight year ... appeared in a career high 110 snaps against Central Michigan (10/17).

	Season Highs	Career Highs
Games Played	12	13 (2008)
Games Started	12	12 (2008, 2009)
Plays	984	984 (2009)
Plays in a Game	110 v Central Michigan	110 v Central Michigan (10/17/09)
Tackles	1 v Ball State	1 v Ball State (11/24/09)

#77 // BEN SAMSON

OFFENSIVE LINEMAN

SOPHOMORE // 6-5 // 322




2009: Made collegiate debut vs. Miami (9/19) ... appeared in four games as a true freshman and registered 14 offensive snaps.

	Season Highs	Career Highs
Games Played	4	4 (2009, 2009)
Plays	14	14 (2009)
Plays in a Game	9 v Miami	9 v Miami (9/19/09)

#79 // JONATHAN JACK

DEFENSIVE TACKLE

JUNIOR // 6-6 // 339



2009: Set new personal best for snaps in a season with 77 ... appeared in 12 games for second-straight season ... had a season best 13 snaps at Toledo (10/10).

	Season Highs	Career Highs
Games Played	12	12 (2008, 2009)
Plays	77	77 (2009)
Plays in a Game	13 at Toledo	16 v Tennessee Tech (9/20/08)

#81 // JUAN NUNEZ

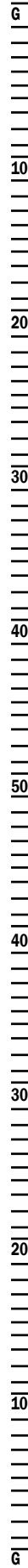
WIDE RECEIVER

SENIOR // 6-0 // 181



2009: Earned Third Team All-MAC Offense ... led the team with six TD receptions in just six games ... set career high in receiving yards (151) and scored 73-yard TD at Michigan (9/5) ... caught two TDs in a game for first time in career vs. Miami (9/19) ... second career game with two receiving TDs at Toledo (10/10) ... caught Tim Hiller's record-breaking 88th career TD pass vs. CMU (10/17) ... earned Third Team Phil Steele's All-MAC.

	Season Highs	Career Highs
Receptions	7, 2x - last v Hofstra	10 at Central Michigan (10/18/08)
Receiving Yards	151 at Michigan	151 at Michigan (9/5/09)
100-Yd Receiving Games	1 at Michigan	2 (1 - 2008; 1 - 2009)
Receiving TDs	2, 2x - last at Toledo	2, 2x - last at Toledo (10/10/09)
Longest Reception	73 at Michigan (TD)	77 at Northern Illinois (10/13/07)
Two-Point Conversion	NA	1, 2x - last at Ball State (Reception) (11/25/08)
Tackles	NA	1, 2x - last at Temple (9/27/08)



#83 // JORDAN WHITE
WIDE RECEIVER
SENIOR // 6-0 // 208



2009: Earned Third Team All-MAC Offense ... Made first appearance and had first catch (since Nov. 24, 2007 against Temple) at Indiana (9/12) ... gained 40 yards on first career punt return against Miami (9/19) ... nine catches and 101 yards vs. Hofstra (9/26) ... 117 receiving yards and first two-TD game at Toledo (10/10) ... set career high in yards (140) at EMU (11/14) ... set career high for receptions in a game (11) vs. Ball State (11/24) ... finished year with four 100-yard receiving games ... earned Fourth Team Phil Steele's All-MAC.

	Season Highs	Career Highs
Receptions	11 v Ball State	11 v Ball State (11/24/09)
Receiving Yards	140 at Eastern Michigan	140 at Eastern Michigan (11/14/09)
Receiving TDs	2 at Toledo	2 at Toledo (10/10/09)
100-Yd Receiving Games	4 - last v Ball State	4 (4 - 2009)
Longest Reception	54 at Toledo (TD)	54 at Toledo (TD) (10/10/09)
Longest Punt Return	40 v Miami	40 v Miami (9/19/09)
Punt Return Yards	40 v Miami	40 v Miami (9/19/09)
All-Purpose Yards	150 at Toledo	150 at Toledo (10/10/09)
Tackles	1, 2x - last v Ball State	1, 2x - last v Ball State (11/24/09)

#85 // BLAKE HAMMOND
TIGHT END
SOPHOMORE // 6-5 // 233



2009: Made collegiate debut at Michigan (9/5) ... made first career start at Indiana (9/12) ... scored first career TD with first career reception vs. Miami (9/19) ... hauled in second career TD reception at Michigan State (11/7) and had a career high 35 yards receiving ... appeared in 12 games and made three starts.

	Season Highs	Career Highs
Receptions	5 at Michigan State	5 at Michigan State (11/7/09)
Receiving Yards	35 at Michigan State	35 at Michigan State (11/7/09)
Receiving TDs	1, 2x - last at Michigan State	1, 2x - last at Michigan State (11/7/09)
Longest Reception	12 at Michigan State (TD)	12 at Michigan State (TD) (11/7/09)

#92 // DREW NOWAK
DEFENSIVE TACKLE
JUNIOR // 6-4 // 288



2009: Set new career high with six tackles vs. Hofstra (9/26) ... blocked FG vs. Buffalo (10/24) ... recorded two fumble recoveries and one forced fumble at EMU (11/14) ... appeared in all 12 games and made six starts.

	Season Highs	Career Highs
Tackles	6, 2x - last at Eastern Michigan	6, 2x - last at Eastern Michigan (11/14/09)
Tackles for Loss	1.5 at Eastern Michigan	1.5 at Eastern Michigan (11/14/09)
Sacks	0.5 at Eastern Michigan	1.0 at Idaho (9/13/08)
Forced Fumbles	1 at Eastern Michigan	1 at Eastern Michigan (11/14/09)
Fumble Recoveries	2 at Eastern Michigan	2 at Eastern Michigan (11/14/09)
Blocked Kicks	1 v Buffalo (FG)	1 v Buffalo (FG) (10/24/09)

#93 // PAUL DREHER
DEFENSIVE TACKLE
SOPHOMORE // 6-5 // 291



2009: Made collegiate debut at Michigan (9/5) ... made first collegiate start and recorded one tackle and a TFL at Indiana (9/12) ... registered a tackle against Hofstra (9/26) ... appeared in eight games and made two starts.

	Season Highs	Career Highs
Tackles	1, 2x - last v Hofstra	1, 2x - last v Hofstra (9/26/09)
Tackles for Loss	1.0 at Indiana	1.0 at Indiana (9/12/09)

#94 // DEAUNTAY LEGRIER
LINEBACKER
SOPHOMORE // 6-1 // 240



2009: Made collegiate debut and first start at Michigan (9/5) finishing with seven tackles and a TFL ... set new career high with eight tackles at Toledo (10/10) ... two QB hurries vs. Buffalo (10/24) ... registered 1.5 tackles for loss in two separate games ... appeared in 10 games, making eight starts.

	Season Highs	Career Highs
Tackles	8 at Toledo	8 at Toledo
Tackles for Loss	1.5, 2x - last v Ball State	1.5, 2x - last v Ball State (11/24/09)
Sacks	0.5 v Buffalo	0.5 v Buffalo (10/24/09)
Pass Break Up	1 at Northern Illinois	1 at Northern Illinois (10/3/09)
Fumble Recoveries	1 v Central Michigan	1 v Central Michigan (10/17/09)
QB Hurries	2 v Buffalo	2 v Buffalo (10/24/09)

#96 // WESTON PEIFFER
DEFENSIVE END
JUNIOR // 6-4 // 260



2009: Career high two tackles at MSU (11/7) ... matched career highs in sacks and tackles for loss in a game with 1.0 at Eastern Michigan (11/14) ... appeared in all 12 games and made five starts.

	Season Highs	Career Highs
Tackles	2 at Michigan State	2 at Michigan State (11/7/09)
Tackles for Loss	1.0 at Eastern Michigan	1.0, 2x - last at Eastern Michigan (11/14/09)
Sacks	1.0 at Eastern Michigan	1.0, 2x - last at Eastern Michigan (11/14/09)

#97 // FREDDIE BISHOP
DEFENSIVE END
SOPHOMORE // 6-6 // 205



2009: Made collegiate debut with two tackles at Michigan (9/5) ... made first career start vs. Hofstra (9/26) ... four tackles vs. Buffalo (10/24) ... career high five tackles at Michigan State (11/7) ... registered career highs in sacks (1.0), tackles for loss (1.0) and QB Hurries (2) at Eastern Michigan (11/14) ... appeared in all 12 games and made nine starts.

	Season Highs	Career Highs
Tackles	5 at Michigan State	5 at Michigan State (11/7/09)
Sacks	1.0 at Eastern Michigan	1.0 at Eastern Michigan (11/14/09)
Tackles for Loss	1.0 at Eastern Michigan	1.0 at Eastern Michigan (11/14/09)
QB Hurries	2 at Eastern Michigan	2 at Eastern Michigan (11/14/09)

#99 // PAUL HAZEL
LINEBACKER
SOPHOMORE // 6-4 // 247



2009: Named to Non-Automatic Qualifier All-Freshman Team by ESPN.com ... registered two tackles and a QB hurry vs. Miami (9/19) ... recorded first career solo sack, forced fumble and fumble recovery on same play vs. Hofstra (9/26) ... set career high with five tackles at Eastern Michigan (11/14) ... blocked punt against Ball State (11/24) ... named to ESPN.com's All-Non AQ Freshman Team (honoring rookies from schools in non automatic qualifying conferences).

	Season Highs	Career Highs
Tackles	5 at Eastern Michigan	5 at Eastern Michigan (11/14/09)
Sacks	1.0, 3x - last at Eastern Michigan	1.0, 3x - last at Eastern Michigan (11/14/09)
Tackles for Loss	1.0, 2x - last at Eastern Michigan	1.0, 2x - last at Eastern Michigan (11/14/09)
Fumbles Forced	1, 3x - last at Eastern Michigan	1, 3x - last at Eastern Michigan (11/14/09)
Fumble Recoveries	1 v Hofstra	1 v Hofstra (9/26/09)
QB Hurries	1, 3x - last v Buffalo	1, 3x - last v Buffalo (10/24/09)
Blocked Kicks	1 v Ball State (punt)	1 v Ball State (punt) (11/24/09)