HILLTOPPER BASEBALL

WKU_Baseball
WKUBaseball
WKU Baseball
WKUSports

JACK TODD, SID // JACK.TODD@WKU.EDU // M: (615) 943-3325

GAME 37

APRIL 15 | JIM PATTERSON STADIUM | LOUISVILLE, KY.

#20 WKU HILLTOPPERS

31-5 // 9-3 CUSA

Head Coach: Marc Rardin
Record at WKU: 100-53 (.654) // 3rd Year
Career Record: 1,034-305 // 23rd Year

AT

#17 LOUISVILLE CARDINALS

26-9 // 9-6 ACC

Head Coach: Dan McDonnell
Record at UofL: 768-339-1 (.694) // 19th Year
Career Record: Same

TUESDAY - 5 PM

WKU | RHP Gavin Perry
2025: 2-1, 2.21 ERA
UofL | LHP TJ Schlageter
2025: 2-0, 2.35 ERA

SERIES HISTORY

Overall: UofL leads, 75-70-1
At WKU: WKU leads, 35-29
At Louisville: UofL leads, 46-35
At Neutral Site: N/A
Last Meeting: April 23, 2024 at UofL (L, 5-16)

LAST FIVE MEETINGS (1-4)

3/29/22	WKU 6, UofL 16	UofL
4/26/22	WKU 4, UofL 11	UofL
3/21/23	WKU 8, UofL 15	UofL
4/9/24	WKU 3, UofL 2	WKU
4/23/24	WKU 5, UofL 16	UofL

PROJECTED STARTERS BY POSITION

Pos.	Name	Avg.	2B	3B	HR	RBI	SB
C	Camden Ross	.321	3	0	2	25	3
1B	Kyle Hayes	.341	12	1	3	22	2
2B	Austin Haller	.288	4	0	0	10	4
SS	Reid Howard	.253	5	0	5	24	6
3B	Carlos Vasquez	.378	13	1	2	23	7
LF	Joe Siervo	.286	2	1	2	12	6
CF	Ryan Wideman	.446	17	5	6	41	28
RF	Ethan Lizama	.326	12	1	6	33	6
DH	Thomas Marsala	.326	4	2	3	28	1

**Lineup subject to change*

MEDIA COVERAGE

TV

ACCNX

RADIO

THE VARSITY NETWORK

LIVE STATS

QUICK HITS

- WKU is in its **106th season** of baseball.
- Marc Rardin is in his **third season** at the helm in Bowling Green. He is 100-53 with the Tops and owns **1,034 career wins** as a head coach.
- Rardin has led WKU to three consecutive seasons with **30-plus wins.**
- The Hilltoppers won 20 of their first 21 games to start the season, their **best start in program history.**
- Before CUSA play WKU had won 15 games in a row, the **second-longest winning streak in program history.**
- The Hilltoppers **lead the nation** with a 2.64 ERA.
- WKU **leads CUSA** with a .319 batting average.
- The Tops are **ranked for the first time since 2010.** Four of the five national polls have WKU ranked in their Top 25.
- Ryan Wideman **leads CUSA** in AVG (.446), hits (66), 2B (17), 3B (5), total bases (111) and stolen bases (28).

2025 SCHEDULE

DATE	OPPONENT	TIME/RESULT
2/14	**ILLINOIS STATE**	**W, 9-7**
2/14	**ILLINOIS STATE**	**W, 4-3 (11)**
2/15	**ILLINOIS STATE**	**Canceled**
2/16	**ILLINOIS STATE**	**Canceled**
2/18	at SOUTHERN INDIANA	Postponed
2/22	**LAFAYETTE COLLEGE**	**W, 5-2**
2/23	**LAFAYETTE COLLEGE**	**W, 9-3**
2/23	**LAFAYETTE COLLEGE**	**W, 8-1**
2/24	at MURRAY STATE	L, 1-2 (12)
2/25	**EASTERN KENTUCKY**	**W, 11-3**
2/28	**CENTRAL MICHIGAN**	**W, 9-4**
2/28	**CENTRAL MICHIGAN**	**W, 2-0**
3/1	**CENTRAL MICHIGAN**	**W, 10-5**
3/2	**CENTRAL MICHIGAN**	**W, 8-4**
3/3	at TENNESSEE TECH	W, 15-4 (8)
3/7	**UNC ASHEVILLE**	**W, 12-0 (7)**
3/8	**UNC ASHEVILLE**	**W, 8-2 (7)**
3/8	**UNC ASHEVILLE**	**W, 17-5 (7)**
3/9	**UNC ASHEVILLE**	**W, 3-0**
3/11	**SOUTHERN ILLINOIS**	**W, 21-2 (7)**
3/14	**UT MARTIN**	**W, 12-5**
3/15	**UT MARTIN**	**W, 7-1**
3/16	**UT MARTIN**	**W, 7-2**
3/19	at EASTERN KENTUCKY	W, 14-8
3/21	at KENNESAW STATE*	L, 8-9
3/22	at KENNESAW STATE*	W, 4-1
3/23	at KENNESAW STATE*	L, 2-8
3/25	at EVANSVILLE	W, 13-3
3/28	**SAM HOUSTON***	**W, 6-0**
3/29	**SAM HOUSTON***	**W, 9-0**
3/30	**SAM HOUSTON***	**W, 11-1 (8)**
4/1	at #23 VANDERBILT	L, 4-5 (10)
4/4	at #17 DALLAS BAPTIST*	W, 4-3
4/5	at #17 DALLAS BAPTIST*	W, 11-0 (7)
4/6	at #17 DALLAS BAPTIST*	L, 1-5
4/8	**SOUTHERN INDIANA**	**W, 13-9**
4/11	at LIBERTY*	W, 6-2
4/12	at LIBERTY*	W, 4-2
4/13	at LIBERTY*	W, 4-3
4/15	at LOUISVILLE	5 PM
4/17	**MIDDLE TENNESSEE***	**6 PM**
4/18	**MIDDLE TENNESSEE***	**3 PM**
4/19	**MIDDLE TENNESSEE***	**1 PM**
4/22	**EVANSVILLE**	**6 PM**
4/25	at FIU*	5:30 PM
4/26	at FIU*	4 PM
4/27	at FIU*	11 AM
4/29	**KENTUCKY**	**6 PM**
5/2	**LOUISIANA TECH***	**6 PM**
5/3	**LOUISIANA TECH***	**4 PM**
5/4	**LOUISIANA TECH***	**1 PM**
5/9	at NEW MEXICO STATE*	7 PM
5/10	at NEW MEXICO STATE*	5 PM
5/11	at NEW MEXICO STATE*	12 PM
5/15	**JAX STATE***	**6 PM**
5/16	**JAX STATE***	**4 PM**
5/17	**JAX STATE***	**1 PM**
5/21-25	CUSA TOURNAMENT+	TBD

Home games in **BOLD**
All times central unless noted
** CUSA Game*
+ CUSA Tournament Game

QUICK FACTS

Location	Bowling Green, Ky.
Nickname	Hilltoppers
Colors	Red and White
Founded	1906
Enrollment	16,750
NCAA Affiliation	Division I
Conference Affiliation	Conference USA
Director of Athletics	Todd Stewart
President	Dr. Timothy C. Caboni

PROGRAM HISTORY

Inaugural Season	1910
All-Time Record	1954-1671-18
Conf. Championships	4 ('52, '53, '80, '09)
Tournament Championships	2 ('04, '08)
NCAA Tournaments	4 ('80, '04, '08, '09)
Postseason Record	6-8 (.429)
Best Record (1980)	47-13-1 (.779)
Best in NCAA's (2009)	3-2 (.600)
Players Drafted	61 (26 since 2009)

COACHES & STAFF

Head Coach	Marc Rardin (3rd)
Career Record	1,034-305 - 23rd
Record at WKU	100-53 (.646)
Assistant Coach	Rob Fournier (3rd)
Assistant Coach	Dillon Napoleon (3rd)
Assistant Coach	Tyler Herbst (3rd)
Director of Operations	Derek Francis (2nd)
Strength and Conditioning	Duane Hall
Associate Athletic Trainer	Dustin Wilson

NICK DENES FIELD

Capacity	1,500
Surface	AstroTurf (2016)
Opened	1969
Renovated	2007
WKU Record	955-547-6
Attendance Record	3,057
Record Info	vs. Kentucky, 4/23/2008
Record Result	L, 1-2
Winning Seasons	44

'24 RECAP/'25 PREVIEW

Overall Record	36-22 (.559)
Conference USA Record	15-9 (.577)
Conference USA Finish	3rd
Players Returning/Lost	21/20
Hitters Returning/Lost	9/10
Pitchers Returning/Lost	12/10
Incoming Freshmen (H/P)	6 (1/5)
Incoming Transfers (H/P)	15 (8/7)

MEDIA RELATIONS

Primary Contact	Jack Todd
	Assistant Director of Athletic Communications
Alma Mater	WKU ('22)
Email Address	jack.todd@wku.edu
Cell Phone	615-943-3325
Office Phone	270-745-4815

TEAM RECORD BY...

LOCATION

Overall	31-5
Home	22-0
Away	9-5
Neutral	0-0
In Kentucky	23-1
In Other States	8-4

OPPONENT

Conference USA	9-3
Non-Conference	22-2
vs. Ranked Teams	2-2
vs. Unranked Teams	29-3

TIME

Day Games (<5)	23-3
Night Games (>5)	8-2

DAY

Monday	1-1
Tuesday	4-1
Wednesday	1-0
Thursday	0-0
Friday	10-1
Saturday	8-0
Sunday	7-2

MONTH

February	8-1
March	17-2
April	6-2
May	0-0

MISC.

1-Run Games	3-3
2/3-Run Games	6-0
4+-Run Games	22-2
Walk-Off Wins	2-2
Extra Innings	1-2
Shutouts	6-0
10-Run Rule	6-0
Series Sweeps	6-0
On Turf	29-2
On Grass	1-3

STARTERS

WKU Throws RHP	30-5
WKU Throws LHP	1-0
Opp. Throws RHP	28-4
Opp. Throws LHP	3-1
WKU SP Goes 5+	16-0
WKU SP Goes <5	15-5
Opp. SP Goes 5+	12-2
Opp. SP Goes <5	19-3

RUNS

WKU Scores 1st	25-2
Opp. Scores 1st	6-3
Only WKU Scores in 1st	14-1
Only Opp. Scores in 1st	3-3
Both Score in 1st	3-0
Scoreless 1st	11-1

HITS

WKU Has More	27-0
Opp. Has More	3-4
Teams Tie	1-1

HOME RUNS

WKU Hits 0	10-3
WKU Hits 1	14-2
WKU Hits 2+	7-0
Opp. Hits 0	21-1
Opp. Hits 1	9-4
Opp. Hits 2+	1-0

THE FIRST PITCH

ABOUT THE TOPS

- The #20 Hilltoppers enter the game with a 31-5 (9-3 CUSA) record after a series sweep at Liberty last weekend.
- With the sweep over the Flames, WKU took control of first place in the Conference USA standings. The Tops have a half-game lead over Louisiana Tech.
- The WKU pitching staff has been dominant thus far as their 2.64 ERA is the best in the nation among Division I teams. The Hilltoppers are the only team in the nation with a sub-3.00 ERA.
- Drew Whalen was named the Conference USA Pitcher of the Week after tossing 6.0 shutout frames with six strikeouts against Liberty to help claim a series sweep over the Flames on Sunday. The Franklin, Tenn. native improved his record to a CUSA-leading 7-1 and lowered his season ERA to 1.94.
- On the offensive end, the Tops' .319 batting average and 87 doubles lead CUSA. Nationally, WKU ranks 18th in batting average and eighth in doubles.
- Hilltopper outfielder Ryan Wideman's .446 batting average, 66 hits, 17 doubles, five triples, 111 total bases and 28 stolen bases lead CUSA. The Marietta, Ga. native is top five in CUSA in batting average (.446), OPS (1.244), runs (45), hits (66), doubles (17), triples (5), RBI (41), total bases (111), slugging percentage (.750), on-base percentage (.494) and stolen bases (28). Nationally, he ranks fourth in batting average, first in hits, seventh in doubles, sixth in triples, 10th in total bases and fifth in stolen bases.
- Four of the top nine doubles hitters in CUSA are Hilltoppers. Wideman leads the league with 17, Carlos Vasquez is tied for second with 13 while Ethan Lizama and Kyle Hayes are tied for fourth with 12.

SERIES INFORMATION

- This will be the 147th all-time meeting between WKU and Louisville.
- The Cardinals lead the all-time series 75-70-1.
- The sides split two games last season with each team winning at their home field.

SCOUTING THE CARDINALS

- Louisville lost two-of-three at NC State last weekend in Raleigh, N.C.
- As a team, the Cardinals own a .328 batting average while scoring 9.2 runs per game.
- On the mound, Louisville has a 5.37 ERA with 322 strikeouts in 296.2 innings.

ROSTER BREAKDOWN

NUMERICAL ROSTER

NUM.	NAME	POS.	B/T	HT.	WT.	CL.	HOMETOWN / PREVIOUS SCHOOL
1	DALTON FIVEASH	INF	L/R	5-11	168	JR.	FRANKLIN, KY. / WABASH VALLEY CC
2	AUSTIN HALLER	INF	L/R	6-0	195	SR.	LA MIRADA, CALIF. / SANTA ANA COLLEGE
3	REID HOWARD	INF	R/R	6-1	170	FR.	FERDINAND, IND. / FORREST PARK HS
4	ANTHONY WESTBROOK	C	L/R	6-0	195	R-SR.	BRADENTON, FLA. / FLORIDA SOUTHWESTERN STATE
5	JACK BENNETT	RHP	R/R	6-2	210	JR.	PADUCAH, KY / MCCRACKEN COUNTY HS
6	JOEY BARAN	C	L/R	5-8	186	SR.	AUSTIN, TEXAS / WEATHERFORD COLLEGE
7	CALEB MARMO	OF	L/R	5-11	185	SR.	JOHNSON CITY, TENN. / WALTERS STATE CC
8	CAMDEN ROSS	C	R/R	6-2	215	JR.	BROOMFIELD, CO. / BROOMFIELD HS
9	DAWSON HALL	RHP	R/R	6-1	198	JR.	BOWLING GREEN, KY. / BOWLING GREEN HS
10	DYLAN O'CONNELL	OF	R/R	5-10	189	JR.	EAU CLAIRE, WIS. / ST. THOMAS
11	LUCAS LITTERAL	LHP	L/L	6-5	178	JR.	PAINTSVILLE, KY. / REND LAKE COLLEGE
12	ELLIOTT ROSSELL	RHP	R/R	6-1	198	R-SO.	ZIONSVILLE, IND. / ZIONSVILLE COMMUNITY HS
13	ETHAN LIZAMA	OF	L/L	6-2	207	SR.	GUAM / GULF COAST STATE
15	PATRICK MORRIS	LHP	L/L	6-2	205	SR.	CHANDLER, ARIZ. / CHANDLER-GILBERT CC
16	EVAN JONES	RHP	R/R	6-3	217	R-SO.	NORMAL, ILL. / NORMAL UNIVERSITY HS
17	KYLE HVIDSTEN	UTL	R/R	6-0	187	JR.	JORDAN, MINN. / IOWA WESTERN CC
18	HENRY BROWN	INF	R/R	6-4	208	R-JR.	EVANSVILLE, IND. / INDIANA STATE
19	TREYSON PETERS	RHP	R/R	6-7	235	SR.	COTTONWOOD, ARIZ. / GONZAGA
20	LUCAS HARTMAN	RHP	R/R	5-10	211	SR.	BRADENTON, FLA. / FLORIDA GULF COAST
21	DREW BARRAGAN	INF	R/R	6-0	200	JR.	TRABUCO CANYON, CALIF. / EMBRY-RIDDLE COLLEGE
22	MILLER GREEN	RHP	R/R	6-1	185	FR.	PADUCAH, KY. / MCCRACKEN COUNTY HS
23	CALEB NIEHAUS	INF	R/R	6-1	195	JR.	EVANSVILLE, IND. / SOUTHERN INDIANA
24	HUNTER SMALL	RHP	R/R	6-3	228	R-JR.	OWENSBORO, KY. / OLNEY CENTRAL CC
25	CARLOS VASQUEZ	INF	R/R	6-1	207	R-JR.	BRAZIL / WALLACE-DOTHAN CC
26	TEPHEN MONTGOMERY	RHP	R/R	6-5	201	JR.	TAMPA, FLA. / OREGON STATE
27	ZACH LYLES	LHP	L/L	6-2	220	SO.	FAIRMOUNT, GA. / SONORAVILLE HS
28	DOMINIC MONACO	LHP	L/L	6-3	201	FR.	ARRINGTON, TENN. / BRENTWOOD ACADEMY
30	KYLE HAYES	C/INF	R/R	6-1	212	SR.	WEST CHICAGO, ILL. / KIRKWOOD CC
31	THOMAS MARSALA	UTL	L/R	6-3	204	JR.	MONROE, LA. / HINDS CC
32	JOE SIERVO	OF	R/R	6-0	195	JR.	CHESTERFIELD, MO. / JEFFERSON CC
33	RYAN WIDEMAN	OF	R/R	6-5	204	JR.	MARIETTA, GA. / GEORGIA HIGHLANDS COLLEGE
34	LUKE WRIGHT	LHP	L/L	6-4	233	JR.	ST. LOUIS, MO. / HEARTLAND CC
35	DREW WHALEN	RHP	R/R	6-1	206	SO.	FRANKLIN, TENN. / FRANKLIN HS
37	COLE HEATH	RHP	R/R	6-3	215	R-SR.	HENDERSONVILLE, TENN. / DAVIDSON ACADEMY
38	LUKE LEVERTON	RHP	R/R	6-1	227	SR.	RICHMOND, IND. / WABASH VALLEY CC
39	AARON ROBINSON	LHP	L/L	6-4	220	FR.	LAWRENCEBURG, KY. / ANDERSON COUNTY HS
41	TAYLOR PENN	RHP	R/R	6-5	200	FR.	VERSAILLES, KY. / WOODFORD COUNTY HS
43	MAX WINDERS	RHP	R/R	6-5	223	FR.	CARMEL, IND. / CARMEL HS
44	GAVIN PERRY	RHP	R/R	6-5	265	SR.	OCEANSIDE, CALIF. / EASTERN NEW MEXICO
45	CAL HIGGINS	LHP	L/L	6-4	245	SR.	KEARNEY, NEB. / IOWA WESTERN CC

ALPHABETICAL ROSTER

NUM.	NAME	POS.	CLASS	STATE
6	JOEY BARAN	C	SR.	TX
21	DREW BARRAGAN	INF	JR.	CA
5	JACK BENNETT	RHP	JR.	KY
18	HENRY BROWN	INF	R-JR.	IN
1	DALTON FIVEASH	INF	JR.	KY
22	MILLER GREEN	RHP	FR.	KY
9	DAWSON HALL	RHP	JR.	KY
2	AUSTIN HALLER	INF	SR.	CA
20	LUCAS HARTMAN	RHP	SR.	FL
30	KYLE HAYES	UTL	SR.	IL
37	COLE HEATH	RHP	R-SR.	TN
45	CAL HIGGINS	LHP	SR.	NE
3	REID HOWARD	INF	FR.	IN
17	KYLE HVIDSTEN	UTL	JR.	MN
16	EVAN JONES	RHP	R-SO.	IL
38	LUKE LEVERTON	RHP	SR.	IN
11	LUCAS LITTERAL	LHP	JR.	KY
13	ETHAN LIZAMA	OF	SR.	GUAM
27	ZACH LYLES	LHP	SO.	GA
7	CALEB MARMO	OF	SR.	TN
31	THOMAS MARSALA	INF	JR.	LA
28	DOMINIC MONACO	LHP	FR.	TN
26	TEPHEN MONTGOMERY	RHP	JR.	FL
15	PATRICK MORRIS	LHP	SR.	AZ
23	CALEB NIEHAUS	INF	JR.	IN
10	DYLAN O'CONNELL	UTL	JR.	WI
41	TAYLOR PENN	RHP	FR.	KY
44	GAVIN PERRY	RHP	SR.	CA
19	TREYSON PETERS	RHP	SR.	AZ
39	AARON ROBINSON	LHP	FR.	KY
8	CAMDEN ROSS	C	JR.	CO
12	ELLIOTT ROSSELL	RHP	R-SO.	IN
32	JOE SIERVO	OF	JR.	MO
24	HUNTER SMALL	RHP	R-JR.	KY
25	CARLOS VASQUEZ	INF	R-JR.	BRAZIL
4	ANTHONY WESTBROOK	C	R-SR.	FL
35	DREW WHALEN	RHP	SO.	TN
33	RYAN WIDEMAN	OF	JR.	GA
43	MAX WINDERS	RHP	FR.	IN
34	LUKE WRIGHT	LHP	JR.	IL

COACHING STAFF

NAME	POSITION	YEAR	ALMA MATER
MARC RARDIN	HEAD COACH	3rd	Bluefield College ('95)
ROB FOURNIER	ASSISTANT COACH/RECRUITING	3rd	MacMurray ('94)
DILLON NAPOLEON	ASSISTANT COACH/PITCHING	3rd	UAB ('12)
TYLER HERBST	ASSISTANT COACH/OFFENSE	3rd	Lincoln Memorial ('00)

SUPPORT STAFF

NAME	POSITION	YEAR	ALMA MATER
DEREK FRANCIS	DIRECTOR OF OPERATIONS	2nd	Emporia State ('16)
DUANE HALL	DIRECTOR OF STRENGTH & CONDITIONING	30th	WKU ('96)
DUSTIN WILSON	ASSOCIATE ATHLETIC TRAINER	19th	Illinois State, M.S. ('02)
JACK TODD	ASSISTANT DIRECTOR OF MEDIA RELATIONS	3rd	WKU ('22)
AISLYN WELCH	GRADUATE ASSISTANT	1st	WKU ('23)

PRONUNCIATION GUIDE

Joey **BARAN**.....Bear-an
Drew **BARRAGAN**.....Bear-again
Dalton **FIVEASH**.....Five-ASH
Austin **HALLER**.....Hall-er
Kyle **HVIDSTEN**.....Vid-sten
Luke **LEVERTON**.....Lev-er-ton
Ethan **LIZAMA**.....Liz-AH-ma
Thomas **MARSALA**.....Mar-saul-uh
TEPHEN Montgomery.....Tef-in
Caleb **NIEHAUS**.....Knee-house
Elliott **ROSSELL**.....Rose-ell
Joe **SIERVO**.....See-air-voh
Carlos **VASQUEZ**.....Vass-kez
Drew **WHALEN**.....Whale-en

BY CLASS (H/P)

Freshmen.....6 (1/5)
Sophomores.....4 (0/4)
Juniors.....17 (11/6)
Seniors.....13 (6/7)

BY STATE (H/P)

Kentucky.....8 (1/7)
Indiana.....6 (3/3)
Tennessee.....4 (1/3)
California.....3 (2/1)
Florida.....3 (1/2)
Illinois.....2 (1/1)
Missouri.....2 (1/1)
Arizona.....2 (0/2)
Georgia.....2 (1/1)
Brazil.....1 (1/0)
Colorado.....1 (1/0)
Guam.....1 (1/0)
Louisiana.....1 (1/0)
Minnesota.....1 (1/0)
Nebraska.....1 (0/1)
Texas.....1 (1/0)
Wisconsin.....1 (1/0)

BY HANDEDNESS

HITTERS
Right.....11
Left.....7

PITCHERS
Right.....15
Left.....7

MEDIA ROSTER

DALTON FIVEASH
#1 | INF | Jr.


AUSTIN HALLER
#2 | INF | Sr.

REID HOWARD
#3 | INF | Fr.

ANTHONY WESTBROOK
#4 | C | Sr.

JACK BENNETT
#5 | RHP | Jr.

JOEY BARAN
#6 | C | Sr.


CALEB MARMO
#7 | OF | Sr.

CAMDEN ROSS
#8 | C | Jr.


DAWSON HALL
#9 | RHP | Jr.

DYLAN O'CONNELL
#10 | OF | Jr.

LUCAS LITTERAL
#11 | LHP | Jr.

ELLIOTT ROSSELL
#12 | RHP | R-Jr.

ETHAN LIZAMA
#13 | OF | Sr.

PATRICK MORRIS
#15 | LHP | Sr.

EVAN JONES
#16 | RHP | R-So.

KYLE HVIDSTEN
#17 | UTL | Jr.

HENRY BROWN
#18 | INF | R-Jr.

TREYSON PETERS
#19 | RHP | Sr.

LUCAS HARTMAN
#20 | RHP | Sr.

DREW BARRAGAN
#21 | INF | Jr.

MILLER GREEN
#22 | RHP | Fr.

CALEB NIEHAUS
#23 | INF | Jr.

HUNTER SMALL
#24 | RHP | R-Jr.

CARLOS VASQUEZ
#25 | INF | R-Jr.

TEPHEN MONTGOMERY
#26 | RHP | Jr.

ZACH LYLES
#27 | LHP | So.

DOMINIC MONACO
#28 | LHP | Fr.

KYLE HAYES
#30 | INF | Sr.

THOMAS MARSALA
#31 | UTL | Jr.

JOE SIERVO
#32 | OF | Jr.

RYAN WIDEMAN
#33 | OF | Jr.

LUKE WRIGHT
#34 | LHP | Jr.

DREW WHALEN
#35 | RHP | So.

COLE HEATH
#37 | RHP | R-Sr.

LUKE LEVERTON
#38 | RHP | Sr.

AARON ROBINSON
#39 | LHP | Fr.

TAYLOR PENN
#41 | RHP | Fr.

MAX WINDERS
#43 | RHP | Fr.

GAVIN PERRY
#44 | RHP | Sr.


CAL HIGGINS
#45 | LHP | Sr.

HEAD COACH MARC RARDIN

THE RARDIN FILE

PERSONAL

Born: April 23, 1971
Hometown: Lamont, Iowa
Wife: Dawn Rardin
Children: Tyler and Griffin
Education: Bluefield College (1995)

COACHING EXPERIENCE

Bluefield College ..... Pitching Coach, 1996-97
Baylor ..... Volunteer Assistant, 1998-99
Yavapai College ..... Assistant Coach, 2000-02
Lamar CC ..... Assistant Coach, 2003
Iowa Western CC ..... Head Coach, 2003-22
WKU 2022-Present

BY THE NUMBERS

Overall Record 1,034-305
At WKU 100-53
Regular Season Record 96-49
Conference Record 40-26
Postseason Record 4-4
Record at The Nick 68-20

CAREER RECORD

Year	Overall
2003	37-15
2004	43-10
2005	49-13
2006	37-13
2007	42-18
2008	55-12
2009	39-24
2010	51-12
2011	43-20
2012	62-6
2013	45-24
2014	56-11
2015	54-7
2016	52-15
2017	44-16
2018	54-7
2019	52-11
2020	20-4
2021	50-10
2022	49-14
2023	33-26
2024	36-22
Total:	1,034-305
At WKU:	100-53

NOTABLE ACCOLADES

- > 1,034 CAREER WINS
- > 3 NJCAA D1 NATIONAL CHAMPIONSHIPS
- > 12 JUCO COLLEGE WORLD SERIES APPEARANCES
- > 15 REGIONAL CHAMPIONSHIPS
- > NJCAA HALL OF FAME INDUCTEE (2015)
- > 3x NATIONAL COACH OF THE YEAR
- > 10x DISTRICT COACH OF THE YEAR
- > 12x LOUISVILLE SLUGGER COACH OF THE YEAR

AT WKU

Marc Rardin enters his third season on The Hill after being named the WKU baseball head coach on June 15, 2022.

Of Division I teams that made head coaching hires in 2023, Rardin and the Hilltoppers hold the fifth-best record of the bunch only trailing Clemson (88-35), Grand Canyon (73-46), Florida State (72-48) and Army (69-41).

In two seasons at the helm, Rardin has led the Hilltoppers to 69 victories - the most in a two-year span the program has seen since the 2009-10 seasons. He built on what was a 2023 season that saw the most success the program had seen in 14 years.

The Hilltoppers finished the 2024 season with a 36-22 (15-9 CUSA) record while making their second-consecutive Conference USA Championships appearance and fourth overall since joining the league in 2015. WKU's third-place finish in the Conference USA rankings marked a program-best since joining CUSA in 2015. WKU dropped its opening game of the tournament but rallied for back-to-back wins in elimination games over New Mexico State and FIU to advance to the Conference USA Championships Semifinals for the second time under Rardin, something the program had not accomplished prior to his tenure.

In Rardin's first season at the helm, the Hilltoppers turned the tables to win five consecutive series for the first time since 2009 after starting conference play 2-10. WKU defeated UAB, FAU, Charlotte, FIU, and Rice on its way to winning 14 of its final 18 league games to finish the season at the No. 4 spot in the Conference USA rankings, tied for its highest rank going into the CUSA Championship since joining the league in 2015. Not only did the Hilltoppers finish fourth in the standings with a winning record in 2023, but they topped 30 wins in a season for the first time since 2011 while their 33-26 overall record is tied for the fourth-best in a season since 2004 and best since joining CUSA.

In just two years under Rardin, five players have signed contracts with MLB organizations while four have seen their named called in the MLB Draft. C.J. Weins was taken in the sixth round by the Boston Red Sox in the 2023 MLB Draft and Cam Tullar signed with the Los Angeles Angels as a free agent. In the 2024 draft, Jacob Bimbi was selected by the Pittsburgh Pirates in the 11th round, Mason Burns was drafted in the 14th round by the St. Louis Cardinals and Grant Burelson went to the Houston Astros in the 18th round. WKU had the most players selected in the 2024 MLB Draft of any Conference USA team.

AT IOWA WESTERN CC

Rardin and the Reivers accumulated numerous notable accomplishments during his time at the helm. During his 20 seasons at Iowa Western, the program won 15 Regional Championships and 12 District Championships while making 12 JUCO College World Series appearances and earning three NJCAA D1 National Championships. Rardin compiled a remarkable 934-252 (.788) record over that span while averaging more than 46 wins per season, including a 452-69 (.868) conference/regional record and 122-43 (.739) record in postseason play. Over the past 20 years, no other Division I junior college baseball program has won more games or more postseason championships than Iowa Western.

That success has resulted in Rardin earning three National Coach of the Year honors, 10 District Coach of the Year awards and 12 Louisville Slugger Coach of the Year accolades. He was also a 2015 inductee into the NJCAA Hall of Fame.

Rardin and the Reivers' three NJCAA D1 National Championships came in 2010, 2012 and 2014, with the team also earning national runner-up status in 2019. Iowa Western made NJCAA Division I baseball history by becoming the first Northern District team to win the World Series in 2010 while also leading the country with a .398 team batting average, with Brent Seifert recording a program-record .485 average at the plate. During the Reivers' 2012 championship run, the team set a program record with 62 wins to go along with a nation-leading .403 batting average, while Tanner Krietemeier posted a program-best 1.78 ERA. The 2014 championship team compiled a 56-11 record en route to its 10th consecutive Regional Tournament Championship, finishing the season ranked second in the nation with a .354 batting average while seeing six players named as All-Region Performers.

Rardin has also accumulated experience in the national coaching circuit, serving as the assistant coach on the NJCAA/USA National Team in 2008 and 2010 while also spending the summer of 2014 as the head coach of the USA Junior College Team that participated in the 80th year of the NBC Tournament – earning a third-place finish in the tournament after being together as a team for only three weeks. In that same summer of 2014, Rardin was also invited to coach and instruct for the USA Baseball Organization. In both 2014 and 2015, he was selected to manage one of the teams while also helping to organize practices and evaluations with the 18U tryouts for the Tournament of Stars.

TOPS IN CONFERENCE USA (AS OF APRIL 14, 2025)

CONFERENCE USA STANDINGS

	Conference USA		Overall				
	W-L	Pct.	W-L	Pct.	H	A	N
#20 WKU	***9-3***	***.750***	***31-5***	***.861***	***22-0***	***9-5***	***0-0***
Louisiana Tech	8-3	.727	23-13	.639	15-6	8-7	0-0
Dallas Baptist	8-4	.667	24-11	.686	14-5	10-4	0-2
Kennesaw State	7-5	.583	16-19	.457	7-9	9-10	0-0
FIU	6-5	.545	22-13	.629	18-7	4-5	0-1
New Mexico State	6-6	.500	18-18	.500	10-8	8-10	0-0
Liberty	5-7	.417	22-14	.611	17-7	5-7	0-0
Jax State	5-7	.417	21-15	.583	15-7	6-8	0-0
Middle Tennessee	3-9	.250	16-20	.444	15-11	1-9	0-0
Sam Houston	2-10	.167	8-28	.222	6-15	1-10	1-3

PLAYERS OF THE WEEK

FEB. 17
H: S. O'Conner, NMSU
P: B. Blair, Liberty

FEB. 24
H: G. Jay, DBU
P: T. Phillips, MTSU

MARCH 3
H: K. Frett, FIU
P: J. Bennett, WKU

MARCH 10
H: T. Moore, Liberty
P: D. Horn, MTSU

MARCH 17
H: R. Wideman, WKU
P: C. Alderman, MTSU

MARCH 24
H: J. Craig, NMSU
P: M. Bucknam, DBU

MARCH 31
H: A. Ulloa, FIU
P: L. Cooley, LA Tech

APRIL 7
H: S. Mexico, LA Tech
P: D. Hall, WKU

APRIL 14
Co-H: K. Frett, FIU
Co-H: N. Anderson, KSU
P: D. Whalen, WKU

APRIL 21
H:
P:

APRIL 28
H:
P:

MAY 5
H:
P:

MAY 12
H:
P:

MAY 19
H:
P:

PRESEASON COACHES POLL

ORDER	TEAM
1.	Dallas Baptist (9)
2.	Louisiana Tech
3.	***WKU***
4.	Sam Houston
5.	Liberty
6.	Kennesaw State
7.	FIU
T-8.	Middle Tennessee
T-8.	New Mexico State (1)
10.	Jax State

PRESEASON ALL-CUSA

PLAYER OF THE YEAR
Grant Jay, Dallas Baptist, C

PITCHER OF THE YEAR
Jerrod Jenkins, Dallas Baptist, RHP

ALL-CONFERENCE TEAM
C: Grant Jay, Dallas Baptist
INF: Michael Dattalo, Dallas Baptist
INF: Luke Heefner, Dallas Baptist
INF: Chayton Krauss, Dallas Baptist
INF: Caleb Johnson, Jax State
OF: Kishon Frett, FIU
OF: Eston Snyder, MTSU
OF: Ethan Lizama, WKU
DH: Tom Poole, Dallas Baptist
UTL: Trace Phillips, MTSU
SP: Jerrod Jenkins, Dallas Baptist
SP: Luke Pettite, Dallas Baptist
SP: Luke Nichols, LA Tech
SP: Chandler Alderman, MTSU
SP: Dawson Hall, WKU
RP: Bo Rhudy, Kennesaw State
RP: Ben Blair, Liberty

LEAGUE LEADERS

BATTING AVERGE

Team	AVG
1. WKU	***.319***
2. Dallas Baptist	.303
3. New Mexico State	.293
4. FIU	.288
5. Middle Tennessee	.288

HOME RUNS

Team	HR
1. Dallas Baptist	62
2. FIU	50
3. Middle Tennessee	45
T-4. Louisiana Tech	40
T-4. Liberty	40

ERA

Team	ERA
1. WKU	***2.64***
2. Liberty	4.27
3. Dallas Baptist	4.87
4. Louisiana Tech	4.96
5. FIU	5.32

STRIKEOUTS

Team	K
1. FIU	360
2. Dallas Baptist	341
3. WKU	***332***
4. Liberty	325
5. Louisiana Tech	320

FIELDING %

Team	FLD%
1. Dallas Baptist	.980
2. Liberty	.979
3. Louisiana Tech	.974
T-4. FIU	.972
T-4. New Mexico State	.972

THE LAST TIME...

TEAM - GAME

Longest game	18 innings, 4/23/13 vs. Kentucky (W, 3-2)
Swept a non-con opponent	3/14-16/25 vs. UT Martin (W, 12-5, 7-1 & 7-2)
Swept a CUSA opponent	4/11-13/25 at Liberty (W, 6-2, 4-2 & 4-3)
Swept an away series	4/11-13/25 at Liberty (W, 6-2, 4-2 & 4-3)
Swept a doubleheader	3/14/25 vs. UT Martin (W, 12-5 & 7-1)
Was swept by a non-con opponent	3/7-10/19 vs. Memphis (L, 9-6 & 12-4 & 10-4)
Was swept by a CUSA opponent	5/10-5/12 at Louisiana Tech (L, 7-9, 2-12 & 1-7)
Was swept in a doubleheader	3/25/23 vs. Louisiana Tech (L, 5-3 & 3-2)
Won 10 consecutive games	(15) 2/25-3/29/25
Lost 10 consecutive games	4/10-26/22
Defeated a ranked opponent	4/5/24 at #17 Dallas Baptist (W, 11-0 [7])
Pitched a shut out in non-con	3/9/25 vs. UNC Asheville (W, 3-0)
Pitched a shut out in CUSA	3/29/25 vs. Sam Houston (W, 9-0)
Pitched consecutive shut outs	3/28-29/25 vs. Sam Houston (W, 6-0 & 9-0)
Was shut out by a non-con opponent	3/1/24 vs. West Virginia (L, 4-0)
Was shut out by a CUSA opponent	4/13/24 at Sam Houston (L, 10-0)
Was shut out in consecutive games	2/27-3/1 at Kentucky, vs. West Virginia (L, 5-0 & 4-0)

TEAM - STATISTIC

Won on a walk-off hit (non-HR)	2/14/25 vs. Illinois State (C. Vasquez, RBI 2B - W, 4-3 [11])
Won on a walk-off home run	4/9/21 vs. Marshall (Jackson Gray, solo HR - W, 1-0)
Won on a walk-off, run-rule home run	3/8/25 vs. UNC Asheville (Joe Siervo, three-run HR - W, 17-5 [7])
Won on a walk-off grand slam	4/25/10 vs. FIU (Monte Ketchum - W, 8-4)
Hit back-to-back home runs	2/25/25 vs. EKU (Kyle Hayes & Thomas Marsala)
Hit 2 grand slams	3/16/10 at Vanderbilt (Kes Carter & Matt Rice)
Scored 20 runs	(21) 3/11/25 vs. Southern Illinois (W, 21-2 [7])
Had 20 hits	3/14/21 vs. Bowling Green (W, 17-16)
Hit 5 home runs	Phipps (2), Swiney (2) & Constantine, 5/14/19 at Austin Peay (L, 20-12)
Allowed 20 runs	5/14/19 at Austin Peay (L, 20-12)
Allowed 20 hits	(21) 2/23/24 vs. Purdue Fort Wayne (L, 14-13)
Allowed 6 home runs	4/30/23 vs. Charlotte (W, 14-10)
Turned a triple play	3/17/19 vs. UAB (5-4-3, McElreath to Wilson to Sims, Calvert pitching)
Had 20+ strikeouts	Whalen (8), Higgins (6), Jones (6) & Hall (1), 2/14/25 vs. Illinois State (W, 4-3 [11])

POSITION PLAYER

Hit a grand slam	Ryan Wideman, 3/11/25 vs. Southern Illinois (W, 21-2 [7])
Hit an inside-the-park home run	Matt Payton, 4/10/09 vs. New Orleans (W, 13-1)
Hit for the cycle	Ryan Wideman, 3/11/25 vs. Southern Illinois (W, 21-2 [7]) - First recorded cycle in program history
Scored 5 runs	Austin Haller, 3/11/25 vs. Southern Illinois (W, 21-2 [7])
Had 5 hits	Ryan Wideman, 3/19/25 at EKU (W, 14-8)
Had 8 runs batted in	Ryan Wideman (9), 3/11/25 vs. Southern Illinois (W, 21-2 [7])
Hit 3 doubles	Ethan Lizama, 3/16/25 vs. UT Martin (W, 7-2)
Hit 2 triples	Chris Rogers, 5/18/17 at FIU (L, 23-6)
Hit 3 home runs	Justin Carlin, 5/1/21 at Marshall (W, 15-5 [7])
Had 12+ total bases	Justin Carlin [13], 5/1/21 at Marshall (W, 15-5 [7])
Walked 4 times	Brady Browning, 3/16/24 at SEMO (L, 7-8)
Was hit by pitch 3 times	Kyle Hvidsten, 3/19/25 at EKU (W, 14-8)
Struck out 4 times	Lukas Farris, 3/12/23 vs. South Dakota State (W, 3-0)
Had 4 stolen bases	Ryan Wideman (4), 3/19/25 at EKU (W, 14-8)
Was caught stealing 2 times	Aidan Gilroy, 5/18/23 at #17 Dallas Baptist (W, 11-7)
Had 20 putouts	Jack Wilson (1B), 5/17/19 vs. Old Dominion (W, 8-7 [14])
Had 8 assists	Zayd Brannigan (SS), 4/28/23 at Middle Tennessee (W, 7-4)
Committed 4 errors	Tristin Garcia, 3/22/22 vs. Evansville (L, 9-8)
Caught 3 runners stealing	Colin Butkiewicz, 2/18/18 at Memphis (W, 3-1)

PITCHER

Threw more than 9 innings	Ryan Thurston (10), 4/30/16 vs. FIU (W, 3-2 [12])
Had 10+ strikeouts	Drew Whalen (10), 4/5/24 vs. Sam Houston (W, 9-0)
Allowed an inside-the-park home run	Mason Burns (Ethan Bates), 3/25/23 vs. Louisiana Tech (L, 5-3)
Allowed 3 home runs	Jacob Bimbi (4), 5/211/24 at Louisiana Tech (L, 2-12)
Threw a complete game (non-shutout)	Sean Bergeron, 5/1/21 at Marshall (W, 6-1 [7])
Threw a complete game shutout	Devyn Terbrak, 3/12/23 vs. South Dakota State (W, 3-0)
Threw a no-hitter	Devyn Terbrak, 3/12/23 vs. South Dakota State (W, 3-0)
Threw a 1-hitter	Gavin Perry, Lucas Hartman, Zach Lyles & Evan Jones, 3/9/2025 vs. UNC Asheville (W, 3-0)
Threw a 2-hitter	Treyson Peters, Cole Heath & Hunter Small, 3/7/25 vs. UNC Asheville (W, 12-0 [7])
Won as a true freshman starting pitcher	Taylor Penn, 3/25/25 at Evansville (W, 13-3)

GAME HIGHS/HITTING BREAKDOWN

INDIVIDUAL - HITTING

At bats	6	3 times
Runs	5	A. Haller vs. SIU (3/11)
Hits	5	R. Wideman at EKU (3/19)
RBI	9	R. Wideman vs. SIU (3/11)
Doubles	3	E. Lizama vs. UT Martin (3/16)
Triples	1	13 times
Home runs	1	34 times
Total bases	10	R. Wideman vs. SIU (3/11)
Walks	3	J. Siervo at Evansville (3/25)
Strikeouts	3	6 times
Sac hits	2	E. Lizama at KSU (3/23)
Sac flies	2	K. Hvidsten vs. ISU (2/14)
Stolen bases	4	R. Wideman at EKU (3/19)
Hit by pitch	3	K. Hvidsten at EKU (3/19)
Caught stealing	1	19 times
Runners LOB	7	R. Howard vs. CMU (2/28)

FIELDING

Putouts	18	K. Hvidsten vs. ISU (2/14)
Assists	6	2 times
Errors	2	3 times
Passed Balls	1	6 times

PITCHING

Innings pitched	7.0	J. Bennett vs. CMU (2/28)
Runs	4	7 times
Earned runs	4	2 times
Walks	4	5 times
Strikeouts	10	D. Whalen vs. SHSU (3/29)
Hits	9	J. Bennett at KSU (3/21)
Doubles	4	G. Perry at KSU (3/23)
Triples	1	3 times
Home runs	1	15 times
Wild pitches	2	D. Whalen at Liberty (4/13)
Hit batters	3	D. Whalen vs. CMU (3/1)

TEAM - HITTING

At bats	42	at Murray State (2/24)
Runs	21	vs. Southern Illinois (3/11)
Hits	18	at Evansville (3/25)
RBI	19	vs. Southern Illinois (3/11)
Doubles	7	vs. UT Martin (3/16)
Triples	2	3 times
Home runs	4	vs. EKU (2/25)
Total bases	31	vs. EKU (2/25)
Walks	11	vs. UNC Asheville (3/7)
Strikeouts	15	2 times
Sac hits	3	vs. Central Michigan (2/28)
Sac flies	2	5 times
Stolen bases	8	at Evansville (3/25)
Hit by pitch	4	6 times
Caught stealing	2	2 times
Runners LOB	14	at #17 DBU (4/6)
Hit into DP	2	2 times

FIELDING

Putouts	34	at Murray State (2/24)
Assists	15	vs. Lafayette (2/22)
Errors	4	vs. Central Michigan (3/1)
DP turned	3	vs. Central Michigan (3/2)

PITCHING

Innings pitched	11.1	at Murray State (2/24)
Runs	9	2 times
Earned runs	8	at EKU (3/19)
Walks	10	at EKU (3/19)
Strikeouts	21	vs. Illinois State (2/14)
Hits	14	at Kennesaw State (3/21)
Doubles	5	at Kennesaw State (3/23)
Triples	1	3 times
Home runs	2	at Tennessee Tech (3/3)
Wild pitches	2	5 times
Hit batters	3	2 times

HITTING BREAKDOWN

Multiple Hit Games	2	3	4	5+	Total
33 Ryan Wideman	11	6	2	1	20
25 Carlos Vasquez	9	6	-	-	15
13 Ethan Lizama	9	4	-	-	13
31 Thomas Marsala	8	1	-	-	9
8 Camden Ross	5	3	-	-	8
30 Kyle Hayes	6	1	-	-	7
21 Drew Barragan	5	-	-	-	5
3 Reid Howard	4	-	1	-	5
17 Kyle Hvidsten	3	-	-	-	3
18 Henry Brown	3	-	-	-	3
2 Austin Haller	2	-	1	-	3
4 Anthony Westbrook	2	-	-	-	2
32 Joe Siervo	2	-	-	-	2
10 Dylan O'Connell	1	-	-	-	1
23 Caleb Niehaus	-	1	-	-	1
TEAM	70	22	4	1	97

Multiple RBI Games	2	3	4	5+	Total
33 Ryan Wideman	8	2	-	1	11
31 Thomas Marsala	5	3	1	-	9
13 Ethan Lizama	3	5	-	-	8
30 Kyle Hayes	5	2	-	-	7
8 Camden Ross	5	2	-	-	7
25 Carlos Vasquez	6	1	-	-	7
3 Reid Howard	1	3	2	-	6
18 Henry Brown	3	-	-	-	3
17 Kyle Hvidsten	3	-	-	-	3
2 Austin Haller	3	-	-	-	3
23 Caleb Niehaus	2	-	-	-	2
32 Joe Siervo	-	1	1	-	2
21 Drew Barragan	-	1	-	-	1
TEAM	44	20	4	1	69

Hitting Streaks	Longest	Current
25 Carlos Vasquez	12	9
33 Ryan Wideman	12	11
13 Ethan Lizama	10	-
31 Thomas Marsala	7	-
30 Kyle Hayes	7	7
3 Reid Howard	7	1
21 Drew Barragan	6	-
8 Camden Ross	5	-
23 Caleb Niehaus	4	1
2 Austin Haller	4	4
32 Joe Siervo	3	1
7 Caleb Marmo	3	-
18 Henry Brown	2	2
1 Dalton Fiveash	2	-
17 Kyle Hvidsten	2	-
4 Anthony Westbrook	1	-
10 Dylan O'Connell	1	1

Reached Base Streaks	Longest	Current
25 Carlos Vasquez	23	10
33 Ryan Wideman	23	11
13 Ethan Lizama	21	-
8 Camden Ross	13	-
30 Kyle Hayes	10	10
17 Kyle Hvidsten	10	-
3 Reid Howard	9	3
32 Joe Siervo	8	1
31 Thomas Marsala	7	-
10 Dylan O'Connell	7	1
21 Drew Barragan	6	-
1 Dalton Fiveash	5	-
23 Caleb Niehaus	5	2
2 Austin Haller	4	4
7 Caleb Marmo	4	-
18 Henry Brown	3	3
4 Anthony Westbrook	2	-

HOME RUN TRACKER

HOME RUN TRACKER - WKU

NO.	PLAYER	G#	OPP.	PITCHER	RBI	COUNT	OUT	INN.	SCORE	FINAL
1	E. Lizama	4	Lafayette	Moore	3	2-0	1	2	2-0	W, 9-3
2	R. Wideman @	5	Lafayette	Florio	1	0-0	0	3	1-0	W, 8-1
3	K. Hayes	5	Lafayette	Florio	1	0-0	0	3	2-0	W, 8-1
4	E. Lizama	5	Lafayette	Zaffiro	2	1-1	1	8	6-1	W, 8-1
5	R. Wideman	7	EKU	Erd	2	2-1	1	1	0-0	W, 11-3
6	E. Lizama	7	EKU	Collins	2	0-0	0	4	3-3	W, 11-3
7	K. Hayes	7	EKU	Collins	1	3-2	2	4	5-3	W, 11-3
8	T. Marsala	7	EKU	Collins	1	1-1	2	4	6-3	W, 11-3
9	E. Lizama	9	Central Michigan	Espinoza	1	0-0	1	3	0-0	W, 2-0
10	R. Wideman	10	Central Michigan	Stumpf	1	1-0	2	1	0-0	W, 10-5
11	R. Howard	10	Central Michigan	Stumpf	3	2-0	0	1	1-1	W, 10-5
12	C. Ross	10	Central Michigan	Bailey	1	1-1	1	5	5-3	W, 10-5
13	H. Brown	11	Central Michigan	Smith	1	2-1	1	7	5-1	W, 8-4
14	H. Brown	12	Tennessee Tech	Holpuch	2	3-1	2	1	2-0	W, 15-4
15	R. Howard	12	Tennessee Tech	Summar	4	1-0	2	8	9-4	W, 15-4
16	J. Siervo	13	UNC Asheville	Barna	3	1-0	1	1	3-0	W, 12-0
17	C. Vasquez	14	UNC Asheville	Guy	2	3-2	2	2	1-1	W, 8-2
18	J. Siervo $	15	UNC Asheville	Thompson	3	0-2	2	7	14-5	W, 17-5
19	H. Brown	16	UNC Asheville	Brown	1	0-1	1	7	1-0	W, 3-0
20	R. Wideman	17	Southern Illinois	Wernsing	4	2-0	2	3	4-2	W, 21-2
21	R. Howard	18	UT Martin	Sitton	3	1-0	1	5	8-4	W, 12-5
22	T. Marsala	20	UT Martin	Thornton	3	0-0	0	4	3-0	W, 7-2
23	R. Wideman	21	EKU	Stockham	3	1-1	0	1	0-0	W, 14-8
24	R. Howard @	21	EKU	Schneider	1	1-2	0	1	3-0	W, 14-8
25	D. Barragan @#	22	Kennesaw State	Gold	1	0-0	0	9	7-9	L, 8-9
26	R. Wideman	23	Kennesaw State	Cain	1	0-0	2	1	0-0	W, 4-1
27	E. Lizama	23	Kennesaw State	Cain	1	0-2	1	6	1-0	W, 4-1
28	D. Barragan	24	Kennesaw State	Pinson	1	0-0	2	2	0-1	L, 2-8
29	T. Marsala @	26	Sam Houston	Johnson	1	0-0	0	6	3-0	W, 6-0
30	R. Howard	27	Sam Houston	Hickman	3	2-0	2	7	6-0	W, 9-0
31	K. Hayes	28	Sam Houston	Baumann	2	1-0	2	1	2-0	W, 11-1
32	E. Lizama	28	Sam Houston	Bennett	2	2-2	1	4	6-1	W, 11-1
33	C. Ross	30	#17 DBU	Bucknam	3	1-0	2	3	1-3	W, 4-3
34	C. Vasquez @	33	USI	Watts	1	0-0	0	1	0-0	W, 13-9

@ Denotes lead-off home run # Denotes pinch-hit home run $ Denotes walk-off home run

HOME RUN TRACKER - OPPONENT

NO.	PLAYER	G#	OPP.	PITCHER	RBI	COUNT	OUT	INN.	SCORE	FINAL
1	Morris	1	Illinois State	Hartman	3	2-2	1	4	4-4	W, 9-7
2	Mislan @	3	Lafayette	Peters	1	3-2	0	5	2-0	W, 5-2
3	Scearce	7	EKU	Monaco	2	1-0	2	3	2-1	W, 11-3
4	Verburg @	10	Central Michigan	Small	1	2-1	0	9	10-3	W, 10-5
5	Murphy @	11	Central Michigan	Lyles	1	0-0	0	6	3-0	W, 8-4
6	O. Lee	12	Tennessee Tech	Heath	2	1-0	1	1	5-0	W, 15-4
7	R. Lee	12	Tennessee Tech	Litteral	1	2-2	1	6	9-3	W, 15-4
8	Lemm @	13	Southern Illinois	Litteral	1	2-1	0	2	1-1	W, 21-2
9	Ott @	21	EKU	Penn	1	2-2	0	4	4-0	W, 14-8
10	Allen	22	Kennesaw State	Hartman	1	3-2	2	5	7-4	L, 8-9
11	Cash	24	Kennesaw State	Lyles	1	3-1	1	4	2-6	L, 2-8
12	Johnston	29	#23 Vanderbilt	Lyles	1	2-2	1	6	1-3	L, 4-5
13	Humphreys	32	#17 DBU	Peters	2	0-0	2	7	1-5	L, 1-5
14	Kitchens	33	USI	Wright	3	1-1	1	6	12-1	W, 13-9
15	Sorenson	36	Liberty	Higgins	3	2-1	1	8	4-0	W, 4-3

@ Denotes lead-off home run # Denotes pinch-hit home run $ Denotes walk-off home run

HOME RUNS IN DETAIL

Home 25
Away 9
Neutral 0
In Kentucky 27
Other 7

CUSA 9
Non-Con 25

Day (<5) 26
Night (>5) 8

Monday 2
Tuesday 6
Wednesday 2
Thursday 0
Friday 6
Saturday 8
Sunday 10

February 9
March 23
April 2
May 0

Freshman 5
Sophomore 0
Junior 20
Senior 9

Lead-off 5
Pinch-hit 1
Walk-off 1

Leading 22
Trailing 3
Tied 9

vs. RHP 27
vs. LHP 7

By direction:
Left 20
Center 4
Right 10

Solo 15
2-run 8
3-run 9
Grand slam 2

0 out 10
1 out 11
2 out 13

By inning:
1st 8
2nd 5
3rd 5
4th 5
5th 2
6th 2
7th 4
8th 2
9th 1
10+ 0

By count:
0-0 10
0-1 1
0-2 2
1-0 6
1-1 4
1-2 1
2-0 4
2-1 2
2-2 1
3-0 0
3-1 1
3-2 2

HOME RUNS HIT

PLAYER	2025	2024	CAR.
E. Lizama	6	9	15
R. Wideman	6	-	6
R. Howard	5	-	5
K. Hayes	3	2	5
C. Ross	2	3	5
C. Marmo	-	4	4
D. O'Connell	-	3	3
H. Brown	3	-	3
T. Marsala	3	-	3
J. Siervo	2	-	2
J. Baran	-	2	2
D. Barragan	2	-	2
C. Vasquez	2	-	2

HOME RUNS ALLOWED

PLAYER	2025	2024	2023	CAR.
J. Bennett	-	12	5	17
D. Hall	-	5	6	11
C. Heath	1	3	4	10
L. Litteral	2	6	-	8
C. Higgins	1	3	3	7
E. Rossell	-	3	-	3
P. Morris	-	3	-	3
Z. Lyles	3	-	-	3
D. Whalen	-	2	-	2
L. Hartman	2	-	-	2
T. Peters	2	-	-	2
L. Leverton	-	1	-	1
D. Monaco	1	-	-	1
H. Small	1	-	-	1
T. Penn	1	-	-	1
L. Wright	1	-	-	1

PITCHING BREAKDOWN

STARTER - GAME BY GAME

DATE	OPPONENT	SP (W/L)	IP	H	R	ER	BB	K	SCORE	FINAL
Feb. 14	Illinois State	Peters	4.0	5	4	4	2	4	4-4	W, 9-7
Feb. 14	Illinois State	Whalen	4.1	5	2	2	0	8	2-2	W, 4-3 (11)
Feb. 22	Lafayette	Peters	4.2	3	2	2	2	4	2-2	W, 5-2
Feb. 23	Lafayette	Whalen (W)	5.0	2	1	1	1	8	7-1	W, 9-3
Feb. 23	Lafayette	Bennett (W)	5.0	4	0	0	0	5	4-0	W, 8-1
Feb. 24	at Murray State	Heath	3.0	1	0	0	0	2	1-0	L, 1-2
Feb. 25	EKU	Perry	1.1	1	1	1	2	2	2-1	W, 11-3
Feb. 28	Central Michigan	Peters	5.1	5	4	2	3	6	4-4	W, 9-4
Feb. 28	Central Michigan	Bennett (W)	7.0	3	0	0	1	7	2-0	W, 2-0
March 1	Central Michigan	Whalen (W)	5.0	6	3	2	0	9	6-3	W, 10-5
March 2	Central Michigan	Perry	4.0	2	0	0	0	0	3-0	W, 8-4
March 3	at Tennessee Tech	Heath	3.0	3	2	2	0	1	5-2	W, 15-4 (8)
March 7	UNC Asheville	Peters (W)	5.2	2	0	0	4	5	7-0	W, 12-0 (7)
March 8	UNC Asheville	Whalen (W)	5.2	5	2	2	1	7	5-2	W, 8-2
March 8	UNC Asheville	Bennett (W)	6.0	5	4	0	1	4	9-4	W, 17-5 (7)
March 9	UNC Asheville	Perry	4.0	1	0	0	0	3	1-0	W, 3-0
March 11	Southern Illinois	Litteral	3.0	1	2	2	2	4	9-2	W, 21-2 (7)
March 14	UT Martin	Peters	1.2	2	3	3	3	1	0-3	W, 12-5
March 14	UT Martin	Whalen (W)	5.0	6	1	1	1	3	4-1	W, 7-1
March 16	UT Martin	Bennett (W)	4.0	2	0	0	0	6	6-0	W, 7-2
March 19	at EKU	Penn	3.0	3	1	1	2	3	4-1	W, 14-8
March 21	at Kennesaw State	Bennett	3.2	9	4	3	1	0	7-4	L, 8-9
March 22	at Kennesaw State	Whalen (W)	5.2	3	0	0	4	6	2-0	W, 4-1
March 23	at Kennesaw State	Perry (L)	2.0	5	4	2	0	1	2-4	L, 2-8
March 25	at Evansville	Penn (W)	3.0	3	0	0	0	3	3-0	W, 13-3
March 28	Sam Houston	Bennett (W)	5.2	3	0	0	3	6	2-0	W, 6-0
March 29	Sam Houston	Whalen (W)	6.2	3	0	0	4	10	3-0	W, 9-0
March 30	Sam Houston	Hall (W)	3.0	2	0	0	1	5	6-0	W, 11-1 (8)
April 1	at #23 Vanderbilt	Hartman	1.0	1	0	0	1	1	1-0	L, 4-5 (10)
April 4	at #17 DBU	Bennett	4.2	5	3	3	3	3	4-3	W, 4-3
April 5	at #17 DBU	Hall (W)	6.0	6	0	0	0	2	11-0	W, 11-0 (7)
April 6	at #17 DBU	Whalen (L)	3.0	2	2	2	2	0	0-2	L, 1-5
April 8	Southern Indiana	Perry (W)	4.0	1	0	0	0	4	12-0	W, 13-9
April 11	at Liberty	Bennett (W)	5.1	4	1	1	3	5	3-1	W, 6-2
April 12	at Liberty	Hall	5.0	3	2	2	1	6	2-2	W, 4-2
April 13	at Liberty	Whalen (W)	6.0	2	0	0	2	6	4-0	W, 4-3

TEAM RESULT BY STARTER

PITCHER	GS	SP W/L	TEAM W/L
D. Whalen	9	7-1	8-1
J. Bennett	8	6-0	7-1
T. Peters	5	1-0	5-0
G. Perry	5	1-0	4-1
D. Hall	3	2-0	3-0
T. Penn	2	1-0	2-0
C. Heath	2	-	1-1
L. Litteral	1	-	1-0
L. Hartman	1	0-0	0-1

5-PLUS INNING STARTS

PITCHER	GS	5+	TEAM W/L
D. Whalen	9	7	7-0
J. Bennett	8	5	5-0
T. Peters	5	2	1-0
D. Hall	3	2	2-0

RUN SUPPORT AVERAGE

PITCHER	GS	RUNS	AVERAGE
D. Whalen	9	33	3.7
J. Bennett	8	37	4.6
T. Peters	5	17	3.4
G. Perry	5	20	4.0
D. Hall	3	19	6.3
T. Penn	2	7	3.5
C. Heath	2	6	3.0
L. Litteral	1	9	9.0
L. Hartman	1	1	1.0

INHERITED RUNNERS/SCORED

PLAYER	2025	2024	2023	2022	CAR.
C. Higgins	13/2	18/4	10/5	-	41/11
C. Heath	3/0	16/5	10/3	10/5	39/13
E. Jones	17/4	-	12/8	-	29/12
J. Bennett	-	3/0	18/7	-	21/7
L. Litteral	2/1	9/5	-	-	11/6
P. Morris	2/0	8/3	-	-	10/3
E. Rossell	3/2	7/3	-	-	10/5
Z. Lyles	7/2	1/1	-	-	8/3
L. Leverton	-	7/4	-	-	7/4
D. Hall	3/2	-	3/3	-	6/5
L. Hartman	8/0	-	-	-	8/0
D. Whalen	-	5/0	-	-	5/0
T. Peters	4/0	-	-	-	4/0
H. Small	-	3/2	-	-	3/2
D. Monaco	3/2	-	-	-	3/2
G. Perry	3/2	-	-	-	3/2

HOLDS/SAVES

PLAYER	2025	2024	2023	CAR.
C. Higgins	1/5	6/-	-	7/5
L. Litteral	-/2	-/2	-	-/4
E. Jones	-/4	-/-	-/-	-/4
C. Heath	-	1/-	-/2	1/2
J. Bennett	-	1/1	-/1	1/2
L. Leverton	-	-/1	-	-/1
Z. Lyles	2/-	-/-	-/-	2/-
H. Small	-	1/-	-	1/-
L. Hartman	-/2	-/-	-/-	-/2

RELIEVER BREAKDOWN

RELIEVERS - GAME BY GAME

DATE	OPPONENT	W-L-SV-H-BS	PITCHERS	IP	H	R	ER	BB	K	SCORE	FINAL
Feb. 14	**Illinois State**	1-0-1-0-0	Hartman (W), Litteral (SV)	5.0	6	3	3	1	4	4-4	W, 9-7
Feb. 14	**Illinois State**	1-0-0-0-0	Higgins, Jones, Hall (W)	6.2	3	1	1	1	13	2-2	W, 4-3 (11)
Feb. 22	**Lafayette**	1-0-1-0-0	Jones (W), Higgins (SV)	4.1	2	0	0	0	4	2-2	W, 5-2
Feb. 23	**Lafayette**	0-0-0-0-0	Hall, Jones, Lyles	4.0	2	2	1	1	2	7-1	W, 9-3
Feb. 23	**Lafayette**	0-0-0-0-0	Hartman, Litteral	4.0	3	1	1	2	3	4-0	W, 8-1
Feb. 24	**at Murray State**	0-1-0-0-1	Small, Rossell, Lyles (BS), Wright (L)	8.1	5	2	1	5	11	1-0	L, 1-2
Feb. 25	**EKU**	1-0-0-0-0	Monaco, Penn (W), Winders, Hartman	7.2	4	2	2	3	6	2-1	W, 11-3
Feb. 28	**Central Michigan**	1-0-1-1-0	Hall (W), Higgins (H), Jones (SV)	3.2	6	0	0	2	3	4-4	W, 9-4
Feb. 28	**Central Michigan**	0-0-1-1-0	Lyles (H), Litteral (SV)	2.0	0	0	0	1	3	2-0	W, 2-0
March 1	**Central Michigan**	0-0-0-0-0	Hartman, Litteral, Small	4.0	4	2	1	1	4	6-3	W, 10-5
March 2	**Central Michigan**	1-0-1-0-0	Lyles (W), Penn, Monaco, Jones (SV)	5.0	6	4	4	1	4	3-0	W, 8-4
March 3	**at Tennessee Tech**	1-0-0-0-0	Rossell (W), Litteral, Higgins	5.0	4	2	2	5	4	5-2	W, 15-4
March 7	**UNC Asheville**	0-0-0-0-0	Heath, Small	1.1	0	0	0	1	1	7-0	W, 12-0 (7)
March 8	**UNC Asheville**	0-0-1-0-0	Jones, Higgins (SV)	1.1	3	0	0	0	2	5-2	W, 8-2
March 8	**UNC Asheville**	0-0-0-0-0	Hall	1.0	1	1	1	1	2	9-4	W, 17-5 (7)
March 9	**UNC Asheville**	1-0-1-1-0	Hartman (W), Lyles (H), Jones (SV)	5.0	0	0	0	2	6	1-0	W, 3-0
March 11	**Southern Illinois**	1-0-0-0-0	Hall (W), Lyles, Wright	4.0	3	0	0	1	4	9-2	W, 21-2 (7)
March 14	**UT Martin**	1-0-0-0-0	Perry (W), Lyles, Rossell	7.1	7	2	2	2	7	0-3	W, 12-5
March 14	**UT Martin**	0-0-0-0-0	Hartman, Hall	4.0	1	0	0	0	5	4-1	W, 7-1
March 16	**UT Martin**	0-0-0-0-0	Litteral, Higgins, Jones	5.0	6	2	2	1	7	6-0	W, 7-2
March 19	**at EKU**	1-0-0-0-0	Monaco, Rossell, Morris (W), Small, Lyles	6.0	6	7	7	8	8	4-1	W, 14-8
March 21	**at Kennesaw State**	0-1-0-0-1	Hartman, Hall (BS), Higgins (L)	4.1	5	5	3	2	6	7-4	L, 8-9
March 22	**at Kennesaw State**	0-0-1-1-0	Peters (H), Jones (SV)	3.1	2	1	1	3	3	2-0	W, 4-1
March 23	**at Kennesaw State**	0-0-0-0-0	Litteral, Lyles, Hall, Jones	6.0	8	4	3	4	6	2-4	L, 2-8
March 25	**at Evansville**	0-0-0-0-0	Morris, Wright, Small, Leverton	6.0	7	3	3	1	10	3-0	W, 13-3
March 28	**Sam Houston**	0-0-1-0-0	Hartman (SV)	3.1	1	0	0	0	7	2-0	W, 6-0
March 29	**Sam Houston**	0-0-0-1-0	Lyles (H), Morris	2.1	1	0	0	1	3	3-0	W, 9-0
March 30	**Sam Houston**	0-0-0-0-0	Perry, Peters, Higgins	5.0	5	1	1	1	2	6-0	W, 11-1 (8)
April 1	**at #23 Vanderbilt**	0-1-0-0-0	Litteral, Penn, Lyles, Heath, Higgins, Jones (L)	8.1	8	5	4	1	5	1-0	L, 5-4 (10)
April 4	**at #17 DBU**	1-0-1-0-0	Hartman (W), Higgins (SV)	4.1	1	0	0	3	5	4-3	W, 4-3
April 5	**at #17 DBU**	0-0-0-0-0	Lyles	1.0	1	0	0	0	0	11-0	W, 11-0 (7)
April 6	**at #17 DBU**	0-0-0-0-0	Penn, Peters, Jones	5.0	5	3	2	2	4	0-2	L, 1-5
April 8	**Southern Indiana**	0-0-0-0-0	Morris, Wright, Litteral, Lyles, Jones, Higgins	5.0	8	9	5	4	8	12-0	W, 13-9
April 11	**at Liberty**	0-0-1-0-0	Hartman (SV)	3.2	4	1	1	2	3	3-1	W, 6-2
April 12	**at Liberty**	1-0-1-0-0	Lyles, Peters (W), Higgins (SV)	4.0	3	0	0	0	8	2-2	W, 4-2
April 13	**at Liberty**	0-0-0-0-0	Penn, Jones, Higgins (SV)	3.0	1	3	3	2	2	4-0	W, 4-3

GAMES SUMMARY

Score by innings	1	2	3	4	5	6	7	8	9	EX	Total
WKU	38	32	34	48	26	40	35	28	10	1	292
Opponents	17	14	7	9	16	13	10	17	9	2	114

Record when ...

Overall	31-5	After 6 leading	28-2
Conference	9-3	..... trailing	1-3
Non-Conference	22-2	..... tied	2-0
Home games	22-0	After 7 leading	23-2
Away games	9-5	..... trailing	1-3
Neutral site	0-0	..... tied	2-0
Day games	25-3	After 8 leading	23-1
Night games	6-2	..... trailing	0-3
vs Left starter	3-1	..... tied	1-1
vs Right starter	28-4		
1-Run games	3-3	Hit 0 home runs	10-3
2-Run games	3-0	... 1 home run	14-2
5+Run games	19-1	... 2+ home runs	7-0
Extra innings	1-2		
Shutouts	6-0	Opponent 0 home runs	21-1
		..... 1 home run	9-4
Scoring 0-2 runs	1-3	..... 2+ HRs	1-0
..... 3-5 runs	7-1		
..... 6-9 runs	11-1	Made 0 errors	12-1
..... 10+ runs	12-0	.... 1 error	9-1
		.... 2+ errors	10-3
Opponent 0-2 runs	16-1		
..... 3-5 runs	12-2	Opp. made 0 errors	12-2
..... 6-9 runs	3-2	..... 1 error	10-2
..... 10+ runs	0-0	..... 2+ errors	9-1
Scored in 1st inning	17-1	Out-hit opponent	26-0
Opp. scored in 1st	6-3	Out-hit by opponent	4-4
Scores first	25-2	Hits are tied	1-1
Opp. scores first	6-3		

Record when team scores:

Runs	0	1	2	3	4	5	6	7	8	9	10+
W-L	0-0	0-2	1-1	1-0	5-1	1-0	2-0	2-0	3-1	4-0	12-0

Record when opponent scores:

Runs	0	1	2	3	4	5	6	7	8	9	10+
W-L	6-0	4-0	6-1	6-0	3-0	3-2	0-0	1-0	1-1	1-1	0-0

Record when leading after:

Inn.	1	2	3	4	5	6	7	8
W-L	15-1	23-0	27-1	28-2	27-2	28-2	23-2	23-1

Record when trailing after:

Inn.	1	2	3	4	5	6	7	8
W-L	3-3	4-4	2-4	0-3	1-3	1-3	1-3	0-3

Record when tied after:

Inn.	1	2	3	4	5	6	7	8
W-L	13-1	4-1	2-0	3-0	3-0	2-0	2-0	1-1

POSITION STARTERS BREAKDOWN

GAME-BY-GAME: FIELD POSITION

DATE	OPPONENT	P	C	1B	2B	3B	SS	LF	CF	RF	DH
Feb. 14	**Illinois State**	Peters	Westbrook	Brown	Haller	Vasquez	Barragan	O'Connell	Wideman	Lizama	Ross
Feb. 14	**Illinois State**	Whalen	Hvidsten	Hayes	Niehaus	Vasquez	Barragan	O'Connell	Wideman	Lizama	Ross
Feb. 22	**Lafayette**	Peters	Westbrook	Hayes	Haller	Vasquez	Barragan	O'Connell	Wideman	Lizama	Ross
Feb. 23	**Lafayette**	Whalen	Hvidsten	Brown	Niehaus	Vasquez	Barragan	O'Connell	Wideman	Lizama	Ross
Feb. 23	**Lafayette**	Bennett	Westbrook	Hayes	Howard	Vasquez	Barragan	Siervo	Wideman	Lizama	Hvidsten
Feb. 24	**at Murray State**	Heath	Ross	Vasquez	Haller	Brown	Barragan	Marmo	Wideman	Lizama	Hvidsten
Feb. 25	**EKU**	Perry	Ross	Hayes	Fiveash	Vasquez	Niehaus	Marmo	Wideman	Lizama	Marsala
Feb. 28	**CMU**	Peters	Hvidsten	Hayes	Brown	Vasquez	Barragan	Siervo	Wideman	Lizama	Ross
Feb. 28	**CMU**	Bennett	Westbrook	Hayes	Haller	Vasquez	Howard	Marmo	Wideman	Lizama	Hvidsten
March 1	**CMU**	Whalen	Ross	Hvidsten	Niehaus	Vasquez	Howard	Marmo	Wideman	Lizama	Marsala
March 2	**CMU**	Perry	Hvidsten	Vasquez	Niehaus	Brown	Howard	Marmo	Wideman	Lizama	Marsala
March 3	**at Tenn. Tech**	Heath	Hvidsten	Vasquez	Haller	Brown	Howard	Siervo	Wideman	Lizama	Marsala
March 7	**UNC Asheville**	Peters	Ross	Hvidsten	Haller	Vasquez	Howard	Siervo	Wideman	Lizama	Marsala
March 8	**UNC Asheville**	Whalen	Hvidsten	Fiveash	Haller	Vasquez	Howard	Marmo	Wideman	Lizama	Marsala
March 8	**UNC Asheville**	Bennett	Ross	Fiveash	Haller	Vasquez	Howard	Siervo	Wideman	Lizama	Marsala
March 9	**UNC Asheville**	Perry	Ross	Hayes	Brown	Vasquez	Howard	Siervo	Wideman	Lizama	Marsala
March 11	**Southern Illinois**	Litteral	Hvidsten	Brown	Haller	Vasquez	Howard	Marsala	Wideman	Lizama	Ross
March 14	**UT Martin**	Peters	Ross	Hayes	Haller	Vasquez	Howard	Siervo	Wideman	Lizama	Marsala
March 14	**UT Martin**	Whalen	Hvidsten	Hayes	Haller	Vasquez	Howard	Marsala	Wideman	Lizama	Barragan
March 16	**UT Martin**	Bennett	Ross	Hayes	Halller	Brown	Howard	Marmo	Wideman	Lizama	Marsala
March 19	**at EKU**	Penn	Hvidsten	Hayes	Brown	Barragan	Howard	O'Connell	Wideman	Siervo	Ross
March 21	**at KSU**	Bennett	Ross	Hayes	Haller	Vasquez	Howard	O'Connell	Wideman	Lizama	Marsala
March 22	**at KSU**	Whalen	Westbrook	Hvidsten	Barragan	Vasquez	Howard	O'Connell	Wideman	Lizama	Marsala
March 23	**at KSU**	Perry	Hvidsten	Hayes	Barragan	Vasquez	Howard	O'Connell	Wideman	Lizama	Ross
March 25	**at Evansville**	Penn	Westbrook	Brown	Barragan	Vasquez	Niehaus	Marsala	Wideman	Lizama	Ross
March 28	**Sam Houston**	Bennett	Westbrook	Marsala	Haller	Vasquez	Howard	Siervo	Wideman	Lizama	Ross
March 29	**Sam Houston**	Whalen	Westbrook	Hayes	Haller	Vasquez	Howard	Siervo	Wideman	Lizama	Marsala
March 30	**Sam Houston**	Hall	Hvidsten	Hayes	Niehaus	Vasquez	Howard	Siervo	Wideman	Lizama	Marsala
April 1	**at #23 Vanderbilt**	Hartman	Westbrook	Hayes	Haller	Vasquez	Howard	O'Connell	Wideman	Lizama	Marsala
April 4	**at #17 DBU**	Bennett	Ross	Hayes	Vasquez	Brown	Howard	Siervo	Wideman	Lizama	Marsala
April 5	**at #17 DBU**	Hall	Ross	Hayes	Vasquez	Brown	Howard	Siervo	Wideman	Lizama	Marsala
April 6	**at #17 DBU**	Whalen	Westbrook	Hayes	Vasquez	Brown	Barragan	Marsala	Wideman	Lizama	Ross
April 8	**USI**	Perry	Ross	Hayes	Haller	Barragan	Howard	Vasquez	Wideman	Lizama	Marsala
April 11	**at Liberty**	Bennett	Ross	Hayes	Haller	Barragan	Howard	Vasquez	Wideman	Lizama	Marsala
April 12	**at Liberty**	Hall	Ross	Hayes	Haller	Brown	Howard	Vasquez	Wideman	Lizama	Barragan
April 13	**at Liberty**	Whalen	Ross	Hayes	Haller	Brown	Howard	Vasquez	Wideman	Lizama	Marsala

STARTERS SUMMARY

		Position											Batting Order								
Player	**GS**	**p**	**c**	**1b**	**2b**	**3b**	**ss**	**lf**	**cf**	**rf**	**of**	**dh**	**1st**	**2nd**	**3rd**	**4th**	**5th**	**6th**	**7th**	**8th**	**9th**
33 Ryan Wideman	36	.	.	.	.	.	.	.	36	.	.	.	.	.	36	.	.	.	.	.	.
13 Ethan Lizama	35	.	.	.	.	.	.	.	.	35	.	.	.	27	.	5	1	2	.	.	.
25 Carlos Vasquez	34	.	.	3	3	24	.	4	.	.	.	.	34	.	.	.	.	.	.	.	.
3 Reid Howard	27	.	.	.	1	.	26	.	.	.	.	.	.	.	.	.	.	2	8	11	6
8 Camden Ross	26	.	15	.	.	.	.	.	.	.	.	11	.	.	.	9	16	1	.	.	.
31 Thomas Marsal	25	.	.	1	.	.	.	4	.	.	.	20	.	7	.	10	2	5	1	.	.
30 Kyle Hayes	23	.	.	23	.	.	.	.	.	.	.	.	.	.	.	4	10	5	3	1	.
2 Austin Haller	20	.	.	.	20	.	.	.	.	.	.	.	1	.	.	.	.	.	4	5	10
17 Kyle Hvidsten	17	.	11	3	.	.	.	.	.	.	.	3	.	.	.	7	5	3	1	1	.
21 Drew Barragan	16	.	.	.	3	3	8	.	.	.	.	2	.	1	.	1	.	2	7	5	.
18 Henry Brown	16	.	.	4	3	9	.	.	.	.	.	.	.	.	.	.	1	1	3	4	7
32 Joe Siervo	13	.	.	.	.	.	.	12	.	1	.	.	.	1	.	.	.	3	4	.	5
4 Anthony Westb	10	.	10	.	.	.	.	.	.	.	.	.	.	.	.	.	.	1	2	6	1
10 Dylan O'Connel	9	.	.	.	.	.	.	9	.	.	.	.	1	.	.	.	1	7	.	.	.
35 Drew Whalen	9	9	.	.	.	.	.	.	.	.	.	.	.	.	.	.	.	.	.	.	.
5 Jack Bennett	8	8	.	.	.	.	.	.	.	.	.	.	.	.	.	.	.	.	.	.	.
7 Caleb Marmo	7	.	.	.	.	.	.	7	.	.	.	.	.	.	.	.	.	2	1	1	3
23 Caleb Niehaus	7	.	.	.	5	.	2	.	.	.	.	.	.	.	.	.	.	.	1	2	4
44 Gavin Perry	5	5	.	.	.	.	.	.	.	.	.	.	.	.	.	.	.	.	.	.	.
19 Treyson Peters	5	5	.	.	.	.	.	.	.	.	.	.	.	.	.	.	.	.	.	.	.
9 Dawson Hall	3	3	.	.	.	.	.	.	.	.	.	.	.	.	.	.	.	.	.	.	.
1 Dalton Fiveash	3	.	.	2	1	.	.	.	.	.	.	.	.	.	.	.	.	2	1	.	.
41 Taylor Penn	2	2	.	.	.	.	.	.	.	.	.	.	.	.	.	.	.	.	.	.	.
37 Cole Heath	2	2	.	.	.	.	.	.	.	.	.	.	.	.	.	.	.	.	.	.	.
20 Lucas Hartman	1	1	.	.	.	.	.	.	.	.	.	.	.	.	.	.	.	.	.	.	.
11 Lucas Litteral	1	1	.	.	.	.	.	.	.	.	.	.	.	.	.	.	.	.	.	.	.

POSITION STARTERS BREAKDOWN

GAME-BY-GAME: LINEUP SPOT

DATE	OPPONENT	1	2	3	4	5	6	7	8	9
Feb. 14	**Illinois State**	Vasquez	Lizama	Wideman	Ross	Brown	O'Connell	Westbrook	Barragan	Haller
Feb. 14	**Illinois State**	Vasquez	Lizama	Wideman	Ross	Hayes	O'Connell	Hvidsten	Barragan	Niehaus
Feb. 22	**Lafayette**	Vasquez	Lizama	Wideman	Ross	Hayes	O'Connell	Westbrook	Barragan	Haller
Feb. 23	**Lafayette**	Vasquez	Lizama	Wideman	Ross	Hvidsten	O'Connell	Barragan	Brown	Niehaus
Feb. 23	**Lafayette**	Vasquez	Lizama	Wideman	Hayes	Hvidsten	Barragan	Howard	Westbrook	Siervo
Feb. 24	**at Murray State**	Vasquez	Lizama	Wideman	Hvidsten	Ross	Barragan	Brown	Haller	Marmo
Feb. 25	**EKU**	Vasquez	Lizama	Wideman	Ross	Hayes	Marsala	Fiveash	Niehaus	Marmo
Feb. 28	**CMU**	Vasquez	Lizama	Wideman	Hayes	Ross	Hvidsten	Siervo	Barragan	Siervo
Feb. 28	**CMU**	Vasquez	Lizama	Wideman	Hayes	Hvidsten	Westbrook	Marmo	Haller	Howard
March 1	**CMU**	Vasquez	Lizama	Wideman	Hvidsten	Ross	Marmo	Marsala	Niehaus	Howard
March 2	**CMU**	Vasquez	Lizama	Wideman	Hvidsten	Marsala	Marmo	Niehaus	Brown	Howard
March 3	**at Tenn. Tech**	Vasquez	Lizama	Wideman	Hvidsten	Marsala	Brown	Howard	Haller	Siervo
March 7	**UNC Asheville**	Vasquez	Lizama	Wideman	Hvidsten	Ross	Marsala	Siervo	Haller	Howard
March 8	**UNC Asheville**	Vasquez	Lizama	Wideman	Marsala	Hvidsten	Fiveash	Haller	Howard	Marmo
March 8	**UNC Asheville**	Vasquez	Lizama	Wideman	Marsala	Ross	Fiveash	Haller	Howard	Siervo
March 9	**UNC Asheville**	Vasquez	Lizama	Wideman	Hayes	Ross	Marsala	Siervo	Howard	Brown
March 11	**Southern Illinois**	Vasquez	Lizama	Wideman	Marsala	Ross	Hvidsten	Brown	Howard	Haller
March 14	**UT Martin**	Vasquez	Marsala	Wideman	Ross	Hayes	Lizama	Haller	Howard	Siervo
March 14	**UT Martin**	Vasquez	Marsala	Wideman	Hvidsten	Hayes	Lizama	Barragan	Haller	Howard
March 16	**UT Martin**	Haller	Marsala	Wideman	Ross	Lizama	Hayes	Howard	Marmo	Brown
March 19	**at EKU**	O'Connell	Siervo	Wideman	Ross	Hayes	Hvidsten	Howard	Barragan	Brown
March 21	**at KSU**	Vasquez	Lizama	Wideman	Marsala	Ross	O'Connell	Hayes	Howard	Haller
March 22	**at KSU**	Vasquez	Lizama	Wideman	Marsala	Hvidsten	O'Connell	Barragan	Howard	Westbrook
March 23	**at KSU**	Vasquez	Lizama	Wideman	Hvidsten	O'Connell	Ross	Barragan	Hayes	O'Connell
March 25	**at Evansville**	Vasquez	Barragan	Wideman	Lizama	Ross	Marsala	Brown	Westbrook	Niehaus
March 28	**Sam Houston**	Vasquez	Lizama	Wideman	Marsala	Ross	Howard	Haller	Westbrook	Siervo
March 29	**Sam Houston**	Vasquez	Marsala	Wideman	Lizama	Hayes	Siervo	Howard	Westbrook	Haller
March 30	**Sam Houston**	Vasquez	Marsala	Wideman	Lizama	Hayes	Howard	Siervo	Hvidsten	Niehaus
April 1	**at #17 Vanderbilt**	Vasquez	Lizama	Wideman	Marsala	Hayes	O'Connell	Howard	Westbrook	Haller
April 4	**at #17 DBU**	Vasquez	Marsala	Wideman	Lizama	Ross	Siervo	Hayes	Howard	Brown
April 5	**at #17 DBU**	Vasquez	Marsala	Wideman	Lizama	Ross	Siervo	Hayes	Howard	Brown
April 6	**at #17 DBU**	Vasquez	Lizama	Wideman	Marsala	Ross	Hayes	Barragan	Westbrook	Brown
April 8	**USI**	Vasquez	Lizama	Wideman	Marsala	Ross	Hayes	Barragan	Howard	Haller
April 11	**at Liberty**	Vasquez	Lizama	Wideman	Marsala	Ross	Hayes	Barragan	Howard	Haller
April 12	**at Liberty**	Vasquez	Lizama	Wideman	Barragan	Ross	Hayes	Howard	Brown	Haller
April 13	**at Liberty**	Vasquez	Lizama	Wideman	Ross	Hayes	Marsala	Howard	Brown	Haller

GAMES STARTED OVERVIEW

PLAYER	CONS.	2025	2024	2023	CAREER
C. Ross	7	26	42	24	92
E. Lizama	15	35	54	-	89
A. Haller	4	20	39	-	59
D. O'Connell	-	9	39	-	48
K. Hayes	10	23	16	-	39
J. Baran	-	-	36	-	36
R. Wideman	36	36	-	-	36
C. Marmo	-	7	26	-	34
C. Vasquez	15	34	-	-	34
R. Howard	4	27	-	-	27
T. Marsala	1	25	-	-	25
K. Hvidsten	-	17	-	-	17
H. Brown	2	17	-	-	17
D. Barragan	-	16	-	-	16
J. Siervo	-	13	-	-	13
A. Westbrook	-	10	-	-	10
C. Niehaus	-	7	-	-	7
D. Fiveash	-	3	-	-	3

WKU Baseball
Overall Statistics for WKU (as of Apr 13, 2025)
(All games Sorted by Batting avg)

Record: 31-5 Home: 22-0 Away: 9-5 CUSA: 9-3

Player	avg	gp-gs	ab	r	h	2b	3b	hr	rbi	tb	slg%	bb	hp	so	gdp	ob%	sf	sh	sb-att	po	a	e	fld%
33 Ryan Wideman	.446	36-36	148	45	66	17	5	6	41	111	.750	12	4	26	0	.494	2	0	28-36	75	0	1	.987
25 Carlos Vasquez	.376	34-34	133	36	50	13	1	2	24	71	.534	16	6	15	5	.459	2	1	7-9	45	41	5	.945
30 Kyle Hayes	.341	27-23	85	19	29	12	1	3	22	52	.612	12	4	17	2	.441	1	1	2-2	165	13	3	.983
21 Drew Barragan	.333	24-16	66	6	22	2	0	2	10	30	.455	3	1	10	0	.366	1	1	1-2	18	22	5	.889
31 Thomas Marsala	.326	30-25	92	23	30	4	2	3	28	47	.511	10	3	20	1	.398	3	0	1-2	6	1	0	1.000
13 Ethan Lizama	.326	36-35	135	33	44	12	1	6	33	76	.563	12	8	29	1	.413	0	6	6-8	73	5	2	.975
8 Camden Ross	.321	29-26	84	18	27	3	0	2	25	36	.429	14	6	21	1	.435	4	2	3-3	119	9	1	.992
32 Joe Siervo	.300	29-13	50	13	15	2	1	2	12	25	.500	18	3	16	0	.507	0	1	7-8	24	0	0	1.000
2 Austin Haller	.288	26-20	59	18	17	4	0	0	10	21	.356	12	2	8	0	.425	0	0	4-4	29	36	5	.929
3 Reid Howard	.253	33-27	99	27	25	5	0	5	24	45	.455	7	2	12	2	.315	0	3	6-6	40	60	5	.952
17 Kyle Hvidsten	.250	23-17	48	13	12	4	1	0	9	18	.375	15	10	13	1	.481	4	1	6-6	126	7	4	.971
18 Henry Brown	.239	29-16	67	15	16	3	0	3	10	28	.418	4	6	16	1	.338	0	1	1-1	51	36	3	.967
---																							
23 Caleb Niehaus	.294	21-7	34	9	10	0	0	0	5	10	.294	2	1	7	0	.342	1	0	7-8	12	20	1	.970
7 Caleb Marmo	.259	23-7	27	6	7	4	1	0	4	13	.481	5	2	12	1	.400	1	5	2-3	11	0	0	1.000
1 Dalton Fiveash	.250	16-3	20	2	5	0	0	0	1	5	.250	4	1	6	0	.400	0	0	0-1	17	4	0	1.000
10 Dylan O'Connell	.231	13-9	26	7	6	2	0	0	1	8	.308	6	1	6	0	.394	0	0	4-4	10	0	0	1.000
4 Anthony Westbrook	.139	17-10	36	2	5	0	0	0	1	5	.139	1	0	13	0	.158	1	2	1-2	96	13	2	.982
Totals	.319	36	1209	292	386	87	13	34	260	601	.497	153	60	247	15	.415	20	24	86-105	941	301	43	.967
Opponents	.217	36	1157	114	251	46	3	15	102	348	.301	116	30	332	24	.303	6	17	28-37	894	343	34	.973

LOB - Team (280), Opp (272). DPs turned - Team (29), Opp (17). CI - Team (1), Hvidsten, K. 1.

(All games Sorted by Earned run avg)

Player	era	w-l	app	gs	cg	sho	sv	ip	h	r	er	bb	so	2b	3b	hr	b/avg	wp	hp	bk	sfa	sha
5 Jack Bennett	1.52	6-0	8	8	0	0/2	0	41.1	35	12	7	12	40	6	0	0	.224	2	3	0	1	1
35 Drew Whalen	1.94	7-1	9	9	0	0/1	0	46.1	34	11	10	15	57	8	0	0	.201	4	4	0	1	4
---																						
15 Patrick Morris	0.00	1-0	5	0	0	0/1	0	8.2	4	0	0	1	10	0	0	0	.138	1	0	0	0	0
34 Luke Wright	0.00	0-1	4	0	0	0/0	0	3.2	6	5	0	0	4	0	0	1	.300	1	1	0	0	0
43 Max Winders	0.00	0-0	1	0	0	0/0	0	1.2	2	0	0	1	0	1	0	0	.333	0	0	0	0	0
38 Luke Leverton	0.00	0-0	1	0	0	0/0	0	1.0	1	0	0	0	2	0	0	0	.250	0	0	0	0	0
9 Dawson Hall	1.33	5-0	11	3	0	0/1	0	27.0	21	7	4	7	21	2	0	0	.202	1	4	0	1	1
45 Cal Higgins	1.57	0-1	13	0	0	0/0	5	23.0	15	5	4	5	29	4	0	1	.185	1	1	0	0	1
20 Lucas Hartman	1.59	3-0	11	1	0	0/2	2	28.1	14	5	5	10	34	1	0	2	.141	2	3	0	0	1
12 Elliott Rossell	2.08	1-0	4	0	0	0/0	0	4.1	7	1	1	4	6	2	0	0	.368	2	0	0	0	0
44 Gavin Perry	2.21	2-1	7	5	0	0/1	0	20.1	16	7	5	5	13	5	0	0	.216	0	1	0	0	1
41 Taylor Penn	2.30	2-0	7	2	0	0/0	0	15.2	13	5	4	3	12	4	0	1	.224	0	0	0	0	0
37 Cole Heath	2.70	0-0	4	2	0	0/1	0	6.2	4	2	2	0	3	1	0	1	.182	0	2	0	0	1
27 Zach Lyles	2.86	1-0	14	0	0	0/4	0	22.0	17	7	7	6	27	3	0	3	.221	0	5	0	0	2
16 Evan Jones	3.18	1-1	14	0	0	0/1	4	11.1	10	5	4	5	16	3	0	0	.227	0	2	0	0	0
19 Treyson Peters	4.23	2-0	9	5	0	0/1	0	27.2	22	15	13	17	28	1	1	2	.232	2	1	0	2	4
11 Lucas Litteral	8.40	0-0	10	1	0	0/1	2	15.0	20	14	14	14	19	4	2	2	.323	0	0	2	1	0
28 Dominic Monaco	10.80	0-0	3	0	0	0/0	0	3.1	2	4	4	5	4	1	0	1	.182	0	0	0	0	1
24 Hunter Small	11.37	0-0	5	0	0	0/1	0	6.1	8	9	8	6	7	0	0	1	.296	3	3	0	0	0
Totals	2.64	31-5	36	36	0	6/6	13	313.2	251	114	92	116	332	46	3	15	.217	19	30	2	6	17
Opponents	7.52	5-31	36	36	0	0/0	0	298.0	386	292	249	153	247	87	13	34	.319	37	60	5	20	24

PB - Team (6), Westbrook, A 4, Ross, C. 2, Opp (9). Pickoffs - Team (1), Peters, T. 1, Opp (5).

FIELDING STATS

Player	c	po	a	e	fld%	dp	sba	csb	sba%	pb	ci
32 Joe Siervo	24	24	0	0	1.000	0	0	0	---	0	0
1 Dalton Fiveash	21	17	4	0	1.000	1	0	0	---	0	0
7 Caleb Marmo	11	11	0	0	1.000	0	0	0	---	0	0
35 Drew Whalen	10	4	6	0	1.000	0	4	2	.667	0	0
10 Dylan O'Connell	10	10	0	0	1.000	0	0	0	---	0	0
5 Jack Bennett	9	5	4	0	1.000	1	4	1	.800	0	0
31 Thomas Marsala	7	6	1	0	1.000	0	0	0	---	0	0
44 Gavin Perry	7	3	4	0	1.000	0	3	0	1.000	0	0
41 Taylor Penn	5	3	2	0	1.000	0	1	2	.333	0	0
27 Zach Lyles	3	0	3	0	1.000	0	2	0	1.000	0	0
12 Elliott Rossell	1	0	1	0	1.000	0	0	0	---	0	0
37 Cole Heath	1	0	1	0	1.000	0	0	0	---	0	0
28 Dominic Monaco	1	0	1	0	1.000	0	0	0	---	0	0
8 Camden Ross	129	119	9	1	.992	1	7	3	.700	2	0
33 Ryan Wideman	76	75	0	1	.987	0	0	0	---	0	0
30 Kyle Hayes	181	165	13	3	.983	16	0	0	---	0	0
4 Anthony Westbrook	111	96	13	2	.982	1	6	2	.750	4	0
13 Ethan Lizama	80	73	5	2	.975	2	0	0	---	0	0
17 Kyle Hvidsten	137	126	7	4	.971	1	15	4	.789	0	1
23 Caleb Niehaus	33	12	20	1	.970	5	0	0	---	0	0
18 Henry Brown	90	51	36	3	.967	6	0	0	---	0	0
3 Reid Howard	105	40	60	5	.952	14	0	0	---	0	0
25 Carlos Vasquez	91	45	41	5	.945	7	0	0	---	0	0
2 Austin Haller	70	29	36	5	.929	15	0	0	---	0	0
19 Treyson Peters	10	3	6	1	.900	0	3	1	.750	0	0
21 Drew Barragan	45	18	22	5	.889	3	0	0	---	0	0
20 Lucas Hartman	10	5	3	2	.800	0	2	2	.500	0	0
9 Dawson Hall	4	1	2	1	.750	0	0	1	.000	0	0
11 Lucas Litteral	2	0	1	1	.500	1	3	0	1.000	0	0
34 Luke Wright	1	0	0	1	.000	0	0	0	---	0	0
24 Hunter Small	0	0	0	0	.000	0	0	0	---	0	0
43 Max Winders	0	0	0	0	.000	0	0	0	---	0	0
16 Evan Jones	0	0	0	0	.000	0	4	0	1.000	0	0
45 Cal Higgins	0	0	0	0	.000	0	2	0	1.000	0	0
38 Luke Leverton	0	0	0	0	.000	0	0	0	---	0	0
15 Patrick Morris	0	0	0	0	.000	0	0	0	---	0	0
Totals	1285	941	301	43	.967	29	28	9	.757	6	1
Opponents	1271	894	343	34	.973	17	86	19	.819	9	0

Hitting minimums - 2.0 TPA/Game
Pitching minimums - 1.0 IP/Game

GAME-BY-GAME HITTING

Date	Opponent	ab	r	h	rbi	2b	3b	hr	tb	bb	ibb	sb	cs	hbp	sac	sf	gdp	k	po	a	e	lob	avg
Feb 14	ILLINOIS STATE	31	9	9	8	3	0	0	12	5	0	5	1	3	0	2	1	7	27	6	2	8	.290
Feb 14	ILLINOIS STATE	36	4	8	4	3	0	0	11	6	0	3	0	1	1	2	1	10	33	6	2	10	.254
Feb 22	LAFAYETTE	30	5	9	3	0	2	0	13	4	0	2	1	2	1	1	0	6	27	15	0	9	.268
Feb 23	LAFAYETTE	38	9	16	9	6	0	1	25	1	0	5	1	1	0	0	0	10	27	7	3	7	.311
Feb 23	LAFAYETTE	34	8	13	7	1	0	3	23	0	0	2	1	4	1	1	0	9	27	10	0	8	.325
Feb 24	at Murray State	42	1	6	1	2	0	0	8	2	0	1	0	0	0	1	0	15	34	7	1	8	.289
Feb 25	EASTERN KENTUC	39	11	16	10	3	0	4	31	3	0	5	0	2	2	0	1	4	27	6	1	11	.308
Feb 28	CENTRAL MICHIG	29	9	9	9	5	0	0	14	6	0	0	1	2	3	2	0	4	27	3	3	9	.308
Feb 28	CENTRAL MICHIG	29	2	7	2	1	1	1	13	4	0	1	1	2	1	0	0	5	27	6	0	10	.302
Mar 01	CENTRAL MICHIG	38	10	14	9	5	1	3	30	3	0	0	0	1	0	0	0	4	27	8	4	8	.309
Mar 02	CENTRAL MICHIG	34	8	11	7	1	0	1	15	6	0	2	0	4	0	1	1	4	27	13	0	13	.311
Mar 03	at Tennessee Tech	36	15	14	15	2	1	2	24	6	0	2	0	3	1	1	1	2	24	7	0	8	.317
Mar 07	UNC ASHEVILLE	22	12	6	11	1	0	1	10	11	0	3	1	1	0	1	1	5	21	8	1	5	.315
Mar 08	UNC ASHEVILLE	25	8	7	7	1	0	1	11	7	2	1	0	1	1	0	0	5	21	10	0	8	.313
Mar 08	UNC ASHEVILLE	34	17	14	17	3	1	1	22	8	0	5	0	2	0	1	0	5	21	8	1	8	.320
Mar 09	UNC ASHEVILLE	30	3	8	2	2	0	1	13	3	1	0	0	2	0	0	2	9	27	10	0	8	.317
Mar 11	SOUTHERN ILLINO	33	21	16	19	3	2	1	26	10	0	3	0	4	0	2	0	5	21	6	3	10	.327
Mar 14	UT MARTIN	41	12	17	11	4	1	1	26	2	0	3	0	0	0	0	1	4	27	13	1	7	.333
Mar 14	UT MARTIN	34	7	12	6	1	0	0	13	5	0	1	1	0	1	0	0	7	27	13	0	9	.334
Mar 16	UT MARTIN	33	7	12	7	7	0	1	22	4	0	0	1	4	0	0	0	3	27	10	2	10	.335
Mar 19	at Eastern Kentucky	41	14	16	13	5	1	2	29	6	0	4	0	4	0	0	1	13	27	11	0	10	.339
*Mar 21	at Kennesaw State	35	8	9	7	3	0	1	15	3	0	2	0	1	0	0	0	13	24	4	3	4	.335
*Mar 22	at Kennesaw State	28	4	6	3	1	0	2	13	5	1	2	2	0	2	0	0	7	27	9	2	4	.330
*Mar 23	at Kennesaw State	29	2	6	2	2	0	1	11	4	0	1	1	0	2	1	0	8	24	8	3	7	.326
Mar 25	at Univ. of Evansvill	40	13	18	11	3	0	0	21	8	0	8	0	1	2	2	0	13	27	5	1	13	.332
*Mar 28	SAM HOUSTON	31	6	7	6	1	2	1	15	2	0	4	1	1	0	0	0	1	27	12	1	4	.328
*Mar 29	SAM HOUSTON	34	9	11	7	2	0	1	16	3	0	4	1	1	0	0	1	5	27	8	1	5	.328
*Mar 30	SAM HOUSTON	36	11	15	9	5	0	2	26	3	0	3	1	2	1	0	0	1	24	5	1	8	.331
Apr 01	at Vanderbilt	35	4	8	3	1	0	0	9	2	0	1	1	0	1	1	0	15	28	12	2	5	.328
*Apr 04	at DBU	32	4	7	4	0	0	1	10	3	0	0	0	0	0	0	1	10	27	9	0	4	.324
*Apr 05	at DBU	35	11	17	9	2	0	0	19	3	0	1	1	1	0	0	1	10	21	8	0	7	.330
*Apr 06	at DBU	31	1	6	1	0	0	0	6	5	1	0	0	4	2	0	0	7	24	9	0	14	.326
Apr 08	SOUTHERN INDIA	32	13	8	11	2	1	1	15	5	0	6	0	3	0	1	1	7	27	8	2	4	.323
*Apr 11	at Liberty	39	6	14	4	1	0	0	15	2	0	4	0	3	0	0	0	6	27	10	1	11	.325
*Apr 12	at Liberty	32	4	8	3	3	0	0	11	3	0	0	0	0	2	0	0	4	27	5	0	6	.323
*Apr 13	at Liberty	31	4	6	3	2	0	0	8	0	0	2	2	0	0	0	1	4	27	6	2	0	.319
Totals		1209	292	386	260	87	13	34	601	153	5	86	19	60	24	20	15	247	941	301	43	280	.319

GAME-BY-GAME PITCHING

Date	Opponent	ip	h	r	er	bb	so	2b	3b	hr	wp	bk	hbp	dp	ibb	score	w-l	sv	era
Feb 14	ILLINOIS STATE	9.0	11	7	7	3	8	1	0	1	0	0	0	1	0	9-7	1-0	1	7.00
Feb 14	ILLINOIS STATE	11.0	8	3	3	1	21	4	0	0	2	0	0	1	0	4-3	2-0	1	4.50
Feb 22	LAFAYETTE	9.0	5	2	2	2	8	0	0	1	1	0	0	2	0	5-2	3-0	2	3.72
Feb 23	LAFAYETTE	9.0	4	3	2	2	10	1	0	0	1	0	1	1	0	9-3	4-0	2	3.32
Feb 23	LAFAYETTE	9.0	7	1	1	3	11	1	0	0	0	0	2	1	0	8-1	5-0	2	2.87
Feb 24	at Murray State	11.1	6	2	1	5	13	2	0	0	2	0	3	0	1	1-2	5-1	2	2.47
Feb 25	EASTERN KENTUC	9.0	5	3	3	5	8	2	0	1	1	0	0	1	0	11-3	6-1	2	2.54
Feb 28	CENTRAL MICHIG	9.0	11	4	2	5	9	0	1	0	1	0	1	0	0	9-4	7-1	3	2.48
Feb 28	CENTRAL MICHIG	9.0	3	0	0	2	10	1	0	0	0	0	0	0	0	2-0	8-1	4	2.21
Mar 01	CENTRAL MICHIG	9.0	10	5	3	1	13	1	0	1	0	0	3	0	0	10-5	9-1	4	2.29
Mar 02	CENTRAL MICHIG	9.0	8	4	4	1	4	2	0	1	0	0	1	3	0	8-4	10-1	5	2.44
Mar 03	at Tennessee Tech	8.0	7	4	4	5	5	0	0	2	1	0	1	2	0	15-4	11-1	5	2.59
Mar 07	UNC ASHEVILLE	7.0	2	0	0	5	6	0	0	0	0	0	0	2	0	12-0	12-1	5	2.43
Mar 08	UNC ASHEVILLE	7.0	8	2	2	1	9	2	0	0	0	0	0	0	0	8-2	13-1	6	2.44
Mar 08	UNC ASHEVILLE	7.0	6	5	1	2	6	0	0	0	0	0	0	0	0	17-5	14-1	6	2.38
Mar 09	UNC ASHEVILLE	9.0	1	0	0	2	9	0	0	0	0	0	1	0	0	3-0	15-1	7	2.23
Mar 11	SOUTHERN ILLINO	7.0	4	2	2	3	8	0	0	1	0	0	0	2	0	21-2	16-1	7	2.24
Mar 14	UT MARTIN	9.0	9	5	5	5	8	2	0	0	1	0	2	1	0	12-5	17-1	7	2.40
Mar 14	UT MARTIN	9.0	7	1	1	1	8	1	0	0	0	0	0	1	0	7-1	18-1	7	2.33
Mar 16	UT MARTIN	9.0	8	2	2	1	13	2	1	0	0	0	1	1	0	7-2	19-1	7	2.31
Mar 19	at Eastern Kentucky	9.0	9	8	8	10	11	2	0	1	1	0	1	2	0	14-8	20-1	7	2.59
*Mar 21	at Kennesaw State	8.0	14	9	6	3	10	4	0	1	1	0	2	0	0	8-9	20-2	7	2.76
*Mar 22	at Kennesaw State	9.0	5	1	1	7	9	0	0	0	0	0	1	0	0	4-1	21-2	8	2.68
*Mar 23	at Kennesaw State	8.0	13	8	5	4	7	5	0	1	0	0	0	0	0	2-8	21-3	8	2.79
Mar 25	at Univ. of Evansvill	9.0	10	3	3	1	13	1	0	0	2	0	1	1	0	13-3	22-3	8	2.80
*Mar 28	SAM HOUSTON	9.0	4	0	0	3	13	1	0	0	2	0	0	0	0	6-0	23-3	9	2.69
*Mar 29	SAM HOUSTON	9.0	4	0	0	5	13	1	0	0	0	0	2	0	0	9-0	24-3	9	2.59
*Mar 30	SAM HOUSTON	8.0	7	1	1	2	7	0	0	0	0	0	0	2	0	11-1	25-3	9	2.54
Apr 01	at Vanderbilt	9.1	9	5	4	2	6	1	1	1	0	1	1	1	0	4-5	25-4	9	2.59
*Apr 04	at DBU	9.0	6	3	3	6	8	2	0	0	0	0	2	0	0	4-3	26-4	10	2.60
*Apr 05	at DBU	7.0	7	0	0	0	2	1	0	0	0	0	0	1	0	11-0	27-4	10	2.54
*Apr 06	at DBU	8.0	7	5	4	4	4	2	0	1	0	0	1	0	0	1-5	27-5	10	2.59
Apr 08	SOUTHERN INDIA	9.0	9	9	5	4	12	2	0	1	0	1	1	0	0	13-9	28-5	10	2.67
*Apr 11	at Liberty	9.0	8	2	2	5	8	0	0	0	0	0	1	1	0	6-2	29-5	11	2.65
*Apr 12	at Liberty	9.0	6	2	2	1	14	2	0	0	1	0	1	1	0	4-2	30-5	12	2.63
*Apr 13	at Liberty	9.0	3	3	3	4	8	0	0	1	2	0	0	1	0	4-3	31-5	13	2.64
Totals		313.2	251	114	92	116	332	46	3	15	19	2	30	29	1	292-114	31-5	13	2.64

#1 DALTON FIVEASH | INF | JR. | 5-11 | 168 | L/R | FRANKLIN, KY.

Before WKU: Had a two-year stint at Wabash Valley CC … Appeared in 95 games and produced a .347 / .431 / .625 slash line … Totaled 15 home runs, 26 doubles and 75 RBI … Named a GRAC All-Conference and All-Region member for the 2024 season.

At Franklin-Simpson HS: Lettered four times in baseball and golf … Region Player of the Year for baseball and golf his senior year.

SEASON/CAREER BESTS

AT-BATS
Season 2 (6x, last 3/23/25 at KSU)
Career 2 (6x, last 3/23/25 at KSU)

HITS
Season 1 (5x, last 3/19/25 at EKU)
Career 1 (5x, last 3/19/25 at EKU)

DOUBLES
Season -
Career -

TRIPLES
Season -
Career -

HOME RUNS
Season -
Career -

RUNS
Season 1 (2x, last 3/8/25 vs. AVL)
Career 1 (2x, last 3/8/25 vs. AVL)

RBI
Season 1 (3/19/25 at EKU)
Career 1 (3/19/25 at EKU)

WALKS
Season 2 (3/8/25 vs. AVL)
Career 2 (3/8/25 vs. AVL)

HIT-BY-PITCH
Season 1 (2/25/25 vs. EKU)
Career 1 (2/25/25 vs. EKU)

STOLEN BASES
Season -
Career -

PUT-OUTS
Season 6 (2x, last 3/8/25 vs. AVL)
Career 6 (2x, last 3/8/25 vs. AVL)

ASSISTS
Season 2 (3/8/25 vs. AVL)
Career 2 (3/8/25 vs. AVL)

GAME-BY-GAME

Date	Opponent	Pos	AB	R	H	RBI	2B	3B	HR	BB	SB	CS	HBP	SAC	SF	GDP	K	PO	A	E	Avg
Feb 14	ILLINOIS STATE-2	ph	1	0	0	0	0	0	0	0	0	0	0	0	0	0	1	0	0	0	.000
Feb 23	LAFAYETTE-1	ph	1	0	0	0	0	0	0	0	0	0	0	0	0	0	0	0	0	0	.000
Feb 24	at Murray State	ph	1	0	0	0	0	0	0	0	0	0	0	0	0	0	0	0	0	0	.000
Feb 25	EASTERN KENTU	*2b	2	0	0	0	0	0	0	0	0	0	1	0	0	0	0	0	0	0	.000
Mar 02	CENTRAL MICHIG	ph	0	0	0	0	0	0	0	1	0	0	0	0	0	0	0	0	0	0	.000
Mar 07	UNC ASHEVILLE	ph/1	0	1	0	0	0	0	0	1	0	0	0	0	0	0	0	1	1	0	.000
Mar 08	UNC ASHEVILLE-	*1b	2	1	1	0	0	0	0	0	0	0	0	0	0	0	0	6	1	0	.143
Mar 08	UNC ASHEVILLE-	*1b/2	2	0	1	0	0	0	0	2	0	0	0	0	0	0	0	6	2	0	.222
Mar 11	SOUTHERN ILLIN	ph/1	2	0	0	0	0	0	0	0	0	0	0	0	0	0	1	1	0	0	.182
Mar 14	UT MARTIN-1	ph/1	1	0	1	0	0	0	0	0	0	0	0	0	0	0	0	0	0	0	.250
Mar 14	UT MARTIN-2	2b	1	0	1	0	0	0	0	0	0	1	0	0	0	0	0	0	0	0	.308
Mar 16	UT MARTIN	2b	1	0	0	0	0	0	0	0	0	0	0	0	0	0	1	0	0	0	.286
Mar 19	at Eastern Kentuck	ph/d	2	0	1	1	0	0	0	0	0	0	0	0	0	0	1	0	0	0	.312
Mar 23	at Kennesaw State	1b	2	0	0	0	0	0	0	0	0	0	0	0	0	0	1	2	0	0	.278
Mar 25	at Univ. of Evansvil	ph	1	0	0	0	0	0	0	0	0	0	0	0	0	0	0	0	0	0	.263
Apr 08	SOUTHERN INDIA	1b/of	1	0	0	0	0	0	0	0	0	0	0	0	0	0	1	1	0	0	.250
Totals		3gs	20	2	5	1	0	0	0	4	0	1	1	0	0	0	6	17	4	0	.250

On base pct. .400 • Slugging pct. .250

CAREER STATS

Year	avg	gp-gs	ab	r	h	2b	3b	hr	rbi	tb	slg%	bb	hbp	so	gdp	ob%	sf	sh	sb-att	po	a	e	fld%
2025	.250	16-3	20	2	5	0	0	0	1	5	.250	4	1	6	0	.400	0	0	0-1	17	4	0	1.000
TOTAL	.250	16-3	20	2	5	0	0	0	1	5	.250	4	1	6	0	.400	0	0	0-1	17	4	0	1.000



#2 AUSTIN HALLER | INF | SR. | 6-0 | 195 | L/R | LA MIRADA, CALIF.

2024 (Junior): Appeared in 50 games while making 39 starts, primarily at second base … Posted a .299 / .426 / .321 slash line while leading the team with a .319 batting average in conference … Had 41 hits, including three doubles with 13 RBI and 26 runs scored … Recorded a fielding percentage of .971 with 85 assists and 82 putouts with only five errors … Notched four three-hit performances against Jacksonville State, No. 8 Dallas Baptist, Middle Tennessee and FIU … Went 2-for-4 with three RBI and one run scored against New Mexico State in the Conference USA Championships (5/23).

Before WKU: Played two years at Santa Ana College in California … Appeared in 94 games for the Dons, recording a .331 / .479 / .464 slash line … Helped lead his team to the CCCAA State Championship in 2023 … Totaled 115 hits with 12 doubles, five triples and eight homers with 71 RBI and eight stolen bases in two seasons.

SEASON/CAREER BESTS

AT-BATS
Season 4 (3x, last 4/12/25 at LU)
Career 5 (6x, last 5/22/24 vs. FIU)

HITS
Season 4 (4/11/25 at LU)
Career 4 (4/11/25 at LU)

DOUBLES
Season 1 (4x, last 3/14/25 vs. UTM)
Career 1 (7x, last 3/14/25 vs. UTM)

TRIPLES
Season -
Career -

HOME RUNS
Season -
Career -

RUNS
Season 5 (3/11/25 vs. SIU)
Career 5 (3/11/25 vs. SIU)

RBI
Season 2 (3x, last 4/12/25 at LU)
Career 3 (5/23/24 vs. NMSU)

WALKS
Season 2 (3x, last 3/11/25 vs. SIU)
Career 2 (6x, last 3/11/25 vs. SIU)

HIT-BY-PITCH
Season 1 (2x, last 3/11/25 vs. SIU)
Career 2 (4/23/24 at Louisville)

STOLEN BASES
Season 1 (4x, last 4/8/25 vs. USI)
Career 1 (6x, last 4/8/25 vs. USI)

PUT-OUTS
Season 3 (3x, last 3/16/25 vs. UTM)
Career 7 (5/16/24 vs. NMSU)

ASSISTS
Season 4 (3/11/25 vs. SIU)
Career 5 (4/20/24 vs. Liberty)

GAME-BY-GAME

Date	Opponent	Pos	AB	R	H	RBI	2B	3B	HR	BB	SB	CS	HBP	SAC	SF	GDP	K	PO	A	E	Avg
Feb 14	ILLINOIS STATE-1	*2b	2	2	0	0	0	0	0	1	0	0	1	0	0	0	0	2	1	0	.000
Feb 14	ILLINOIS STATE-2	2b	1	0	0	0	0	0	0	0	0	0	0	0	0	0	1	0	2	0	.000
Feb 22	LAFAYETTE	*2b	3	0	0	0	0	0	0	1	0	0	0	0	0	0	1	3	2	0	.000
Feb 24	at Murray State	*2b	4	0	0	0	0	0	0	0	0	0	0	0	0	0	1	3	3	0	.000
Feb 25	EASTERN KENTU	ph/2	2	0	0	0	0	0	0	0	0	0	0	0	0	0	1	0	1	0	.000
Feb 28	CENTRAL MICHIG	ph/2	1	1	0	0	0	0	0	0	0	0	0	0	0	0	0	0	0	0	.000
Feb 28	CENTRAL MICHIG	*2b	2	0	0	0	0	0	0	2	1	0	0	0	0	0	0	2	1	0	.000
Mar 03	at Tennessee Tech	*2b	3	2	2	0	1	0	0	2	0	0	0	0	0	0	0	1	3	0	.111
Mar 07	UNC ASHEVILLE	*2b	2	1	1	0	1	0	0	1	0	0	0	0	0	0	0	2	3	0	.150
Mar 08	UNC ASHEVILLE-	*2b	2	1	1	1	0	0	0	0	0	0	0	0	0	0	0	1	0	0	.182
Mar 08	UNC ASHEVILLE-	*2b	2	0	0	0	0	0	0	0	0	0	0	0	0	0	1	1	1	1	.167
Mar 11	SOUTHERN ILLIN	*2b	2	5	1	2	1	0	0	2	1	0	1	0	0	0	0	1	4	0	.192
Mar 14	UT MARTIN-1	*2b	3	1	1	0	1	0	0	0	0	0	0	0	0	0	0	1	3	0	.207
Mar 14	UT MARTIN-2	*2b	1	0	0	0	0	0	0	0	0	0	0	0	0	0	0	2	1	0	.200
Mar 16	UT MARTIN	*2b	3	1	1	0	0	0	0	1	0	0	0	0	0	0	0	3	1	0	.212
Mar 19	at Eastern Kentuck	ph/2	1	0	0	0	0	0	0	0	0	0	0	0	0	0	1	1	0	0	.206
Mar 21	at Kennesaw State	*2b	3	1	1	0	0	0	0	0	0	0	0	0	0	0	1	1	1	2	.216
Mar 25	at Univ. of Evansvil	2b	2	1	2	2	0	0	0	0	0	0	0	0	0	0	0	0	1	1	.256
Mar 28	SAM HOUSTON	*2b	2	1	0	1	0	0	0	1	1	0	0	0	0	0	1	0	0	0	.244
Mar 29	SAM HOUSTON	*2b	2	0	0	0	0	0	0	0	0	0	0	0	0	0	0	0	1	0	.233
Apr 01	at Vanderbilt	*2b	2	0	0	0	0	0	0	0	0	0	0	0	0	0	0	2	1	0	.222
Apr 08	SOUTHERN INDIA	*2b	3	1	1	1	0	0	0	1	1	0	0	0	0	0	0	1	1	0	.229
Apr 11	at Liberty	*2b	4	0	4	1	0	0	0	0	0	0	0	0	0	0	0	0	3	0	.288
Apr 12	at Liberty	*2b	4	0	1	2	0	0	0	0	0	0	0	0	0	0	0	1	1	0	.286
Apr 13	at Liberty	*2b	3	0	1	0	0	0	0	0	0	0	0	0	0	0	0	1	1	1	.288
Totals		20gs	59	18	17	10	4	0	0	12	4	0	2	0	0	0	8	29	36	5	.288

On base pct. .425 • Slugging pct. .356

CAREER STATS

Year	avg	gp-gs	ab	r	h	2b	3b	hr	rbi	tb	slg%	bb	hbp	so	gdp	ob%	sf	sh	sb-att	po	a	e	fld%
2024	.299	50-39	137	26	41	3	0	0	13	44	.321	23	8	18	2	.426	1	7	2-4	82	85	5	.971
2025	.288	26-20	59	18	17	4	0	0	10	21	.356	12	2	8	0	.425	0	0	4-4	29	36	5	.929
TOTAL	.296	76-59	196	44	58	7	0	0	23	65	.332	35	10	26	2	.426	1	7	6-8	111	121	10	.959

#3 REID HOWARD | INF | FR. | 6-1 | 170 | R/R | FERDINAND, IND.

At Forest Park HS: Lettered four times in baseball and basketball … Had a .440 / .523 / .930 slash line … Notched 40 home runs in his high school career … Had 80 at-bats in 25 games his senior season and produced 36 hits, 20 RBI and four home runs … Four-time all-conference team member in baseball and basketball … Played for head coach Jarred Howard, his father.

SEASON/CAREER BESTS

AT-BATS
Season 5 (4x, last 4/11/25 at LU)
Career 5 (4x, last 4/11/25 at LU)

HITS
Season 4 (3/19/25 at EKU)
Career 4 (3/19/25 at EKU)

DOUBLES
Season 1 (5x, last 4/13/25 at LU)
Career 1 (5x, last 4/13/25 at LU)

TRIPLES
Season -
Career -

HOME RUNS
Season 1 (5x, last 3/29/25 vs. SHSU)
Career 1 (5x, last 3/29/25 vs. SHSU)

RUNS
Season 3 (2x, last 3/11/25 vs. SIU)
Career 3 (2x, last 3/11/25 vs. SIU)

RBI
Season 4 (2x, last 3/29/25 vs. SHSU)
Career 4 (2x, last 3/29/25 vs. SHSU)

WALKS
Season 2 (4/12/25 at LU)
Career 2 (4/12/25 at LU)

HIT-BY-PITCH
Season 1 (2x, last 3/9/25 vs. AVL)
Career 1 (2x, last 3/9/25 vs. AVL)

STOLEN BASES
Season 2 (2x, last 3/14/25 vs. UTM)
Career 2 (2x, last 3/14/25 vs. UTM)

PUT-OUTS
Season 4 (2x, last 4/13/25 at LU)
Career 4 (2x, last 4/13/25 at LU)

ASSISTS
Season 5 (3x, last 4/1/25 at #23 VU)
Career 5 (3x, last 4/1/25 at #23 VU)

GAME-BY-GAME

Date	Opponent	Pos	AB	R	H	RBI	2B	3B	HR	BB	SB	CS	HBP	SAC	SF	GDP	K	PO	A	E	Avg
Feb 23	LAFAYETTE-2	*2b	4	0	0	0	0	0	0	0	0	0	0	0	0	0	1	1	2	0	.000
Feb 25	EASTERN KENTU	ss	2	1	1	0	0	0	0	0	2	0	0	0	0	0	0	0	0	0	.167
Feb 28	CENTRAL MICHIG	pr/ss	0	1	0	0	0	0	0	0	0	0	0	1	0	0	0	0	0	0	.167
Feb 28	CENTRAL MICHIG	*ss	4	0	0	0	0	0	0	0	0	0	0	0	0	0	1	0	3	0	.100
Mar 01	CENTRAL MICHIG	*ss	4	1	1	3	0	0	1	0	0	0	0	0	0	0	0	1	2	0	.143
Mar 02	CENTRAL MICHIG	*ss	5	1	2	0	0	0	0	0	0	0	0	0	0	0	0	2	3	0	.211
Mar 03	at Tennessee Tech	*ss	3	3	1	4	0	0	1	1	0	0	1	0	0	0	0	1	3	0	.227
Mar 07	UNC ASHEVILLE	*ss	2	1	1	0	0	0	0	1	0	0	0	0	0	0	0	3	3	0	.250
Mar 08	UNC ASHEVILLE-	*ss	3	0	1	1	0	0	0	0	0	0	0	0	0	0	0	0	5	0	.259
Mar 08	UNC ASHEVILLE-	*ss	5	1	1	1	0	0	0	0	0	0	0	0	0	0	1	1	3	0	.250
Mar 09	UNC ASHEVILLE	*ss	2	0	0	0	0	0	0	0	0	0	1	0	0	0	0	0	0	0	.235
Mar 11	SOUTHERN ILLIN	*ss	3	3	2	1	0	0	0	1	0	0	0	0	0	0	0	1	1	1	.270
Mar 14	UT MARTIN-1	*ss	4	2	2	3	0	0	1	0	2	0	0	0	0	0	0	1	2	0	.293
Mar 14	UT MARTIN-2	*ss	4	0	0	0	0	0	0	0	0	0	0	0	0	0	1	2	2	0	.267
Mar 16	UT MARTIN	*ss	3	0	1	0	1	0	0	0	0	0	0	0	0	0	0	0	0	0	.271
Mar 19	at Eastern Kentuck	*ss	5	2	4	3	1	0	1	0	0	0	0	0	0	0	0	4	3	0	.321
Mar 21	at Kennesaw State	*ss	4	1	1	0	0	0	0	0	0	0	0	0	0	0	2	1	1	0	.316
Mar 22	at Kennesaw State	*ss	3	1	1	0	1	0	0	1	0	0	0	0	0	0	0	2	2	0	.317
Mar 23	at Kennesaw State	*ss	3	1	1	0	1	0	0	0	0	0	0	0	0	0	0	2	2	2	.317
Mar 25	at Univ. of Evansvil	pr/ss	0	2	0	0	0	0	0	1	0	0	0	0	0	0	0	1	0	0	.317
Mar 28	SAM HOUSTON	*ss	4	0	1	0	0	0	0	0	0	0	0	0	0	0	0	2	5	0	.313
Mar 29	SAM HOUSTON	*ss	4	1	2	4	0	0	1	0	1	0	0	0	0	1	0	2	3	0	.324
Mar 30	SAM HOUSTON	*ss	4	0	0	0	0	0	0	0	0	0	0	1	0	0	0	1	0	0	.307
Apr 01	at Vanderbilt	*ss	3	0	0	0	0	0	0	0	0	0	0	1	0	0	2	1	5	0	.295
Apr 04	at DBU	*ss	4	0	0	0	0	0	0	0	0	0	0	0	0	1	1	0	1	0	.280
Apr 05	at DBU	*ss	4	0	0	0	0	0	0	0	0	0	0	0	0	0	2	3	2	0	.267
Apr 08	SOUTHERN INDIA	*ss	3	1	0	1	0	0	0	0	0	0	0	0	0	0	0	0	0	0	.258
Apr 11	at Liberty	*ss	5	1	1	1	0	0	0	0	1	0	0	0	0	0	1	1	3	0	.255
Apr 12	at Liberty	*ss	2	2	0	0	0	0	0	2	0	0	0	0	0	0	0	2	1	0	.250
Apr 13	at Liberty	*ss	3	1	1	2	1	0	0	0	0	0	0	0	0	0	0	4	3	1	.253
Totals		27gs	99	27	25	24	5	0	5	7	6	0	2	3	0	2	12	40	60	5	.253

On base pct. .315 • Slugging pct. .455

CAREER STATS

Year	avg	gp-gs	ab	r	h	2b	3b	hr	rbi	tb	slg%	bb	hbp	so	gdp	ob%	sf	sh	sb-att	po	a	e	fld%
2025	.253	33-27	99	27	25	5	0	5	24	45	.455	7	2	12	2	.315	0	3	6-6	40	60	5	.952
TOTAL	.253	33-27	99	27	25	5	0	5	24	45	.455	7	2	12	2	.315	0	3	6-6	40	60	5	.952

#4 ANTHONY WESTBROOK | C | R-SR. | 6-1 | 195 | L/R | BRADENTON, FLA.

2024 (Senior): Redshirted.

Before WKU: Played one season at East Georgia State in 2021, one season at the College of Central Florida in 2022 and one season at Florida Southwestern State from 2023 … Produced a .315 batting average with seven home runs and 42 RBI in 33 contests at East Georgia State … Totaled a .313 / .430 / .524 slash line at FSW while recording seven home runs, 10 doubles and 30 RBI.

SEASON/CAREER BESTS

AT-BATS
Season 4 (3x, last 3/29/25 vs. SHSU)
Career 4 (3x, last 3/29/25 vs. SHSU)

HITS
Season 2 (2x, last 3/25/25 at UE)
Career 2 (2x, last 3/25/25 at UE)

DOUBLES
Season -
Career -

TRIPLES
Season -
Career -

HOME RUNS
Season -
Career -

RUNS
Season 1 (2x, last 3/25/25 at UE)
Career 1 (2x, last 3/25/25 at UE)

RBI
Season 1 (2/14/25 vs. ISU)
Career 1 (2/14/25 vs. ISU)

WALKS
Season 1 (2/22/25 vs. LAF)
Career 1 (2/22/25 vs. LAF)

HIT-BY-PITCH
Season -
Career -

STOLEN BASES
Season 1 (3/25/25 at UE)
Career 1 (3/25/25 at UE)

PUT-OUTS
Season 12 (2/23/25 vs. LAF)
Career 12 (2/23/25 vs. LAF)

ASSISTS
Season 3 (2/22/25 vs. LAF)
Career 3 (2/22/25 vs. LAF)

GAME-BY-GAME

Date	Opponent	Pos	AB	R	H	RBI	2B	3B	HR	BB	SB	CS	HBP	SAC	SF	GDP	K	PO	A	E	Avg
Feb 14	ILLINOIS STATE-1	*c	3	0	0	1	0	0	0	0	0	0	0	0	1	0	2	8	1	0	.000
Feb 14	ILLINOIS STATE-2	c	1	0	0	0	0	0	0	0	0	0	0	0	0	0	1	3	0	0	.000
Feb 22	LAFAYETTE	*c	2	0	0	0	0	0	0	1	0	1	0	1	0	0	0	7	3	0	.000
Feb 23	LAFAYETTE-2	*c	4	1	2	0	0	0	0	0	0	0	0	0	0	0	0	12	2	0	.200
Feb 24	at Murray State	c	2	0	0	0	0	0	0	0	0	0	0	0	0	0	2	5	0	0	.167
Feb 28	CENTRAL MICHIG	c	1	0	0	0	0	0	0	0	0	0	0	0	0	0	0	2	1	0	.154
Mar 14	UT MARTIN-2	c	1	0	0	0	0	0	0	0	0	0	0	0	0	0	1	1	0	0	.143
Mar 16	UT MARTIN	c	1	0	0	0	0	0	0	0	0	0	0	0	0	0	0	2	1	0	.133
Mar 19	at Eastern Kentuck	c	2	0	0	0	0	0	0	0	0	0	0	0	0	0	1	3	0	0	.118
Mar 22	at Kennesaw State	*c	2	0	0	0	0	0	0	0	0	0	0	1	0	0	0	9	0	1	.105
Mar 25	at Univ. of Evansvil	*c	4	1	2	0	0	0	0	0	1	0	0	0	0	0	1	11	0	0	.174
Mar 28	SAM HOUSTON	*c	3	0	0	0	0	0	0	0	0	0	0	0	0	0	0	10	2	1	.154
Mar 29	SAM HOUSTON	*c	4	0	0	0	0	0	0	0	0	0	0	0	0	0	2	11	2	0	.133
Apr 01	at Vanderbilt	*c	3	0	1	0	0	0	0	0	0	0	0	0	0	0	2	5	1	0	.152
Apr 06	at DBU	*c	3	0	0	0	0	0	0	0	0	0	0	0	0	0	1	2	0	0	.139
Totals		10gs	36	2	5	1	0	0	0	1	1	1	0	2	1	0	13	96	13	2	.139

On base pct. .158 • Slugging pct. .139

CAREER STATS

Year	avg	gp-gs	ab	r	h	2b	3b	hr	rbi	tb	slg%	bb	hbp	so	gdp	ob%	sf	sh	sb-att	po	a	e	fld%
2025	.139	17-10	36	2	5	0	0	0	1	5	.139	1	0	13	0	.158	1	2	1-2	96	13	2	.982
TOTAL	.139	17-10	36	2	5	0	0	0	1	5	.139	1	0	13	0	.158	1	2	1-2	96	13	2	.982

#5 JACK BENNETT | RHP | JR. | 6-2 | 210 | R/R | PADUCAH, KY.

Perfect Game Midseason All-American Third Team
CUSA Pitcher of the Week (4/8/24 & 3/3/25)

2024 (Sophomore): Appeared in 17 games while making 12 starts, mostly as a weekend rotation starting pitcher … Went 6-4 with a 5.66 ERA in 70.0 innings pitched while striking out 69 batters … Earned wins against Milwaukee, SEMO, Jax State, No. 8 Dallas Baptist, Sam Houston and Liberty … Struck out eight in 7.0 innings without allowing a run against Milwaukee (3/8) … Awarded CUSA Pitcher of the Week after a career night against No. 8 Dallas Baptist when he struck out 11 batters in 8.2 frames while allowing just one run (4/5).

2023 (Freshman): Made 24 appearances on the mound for the Hilltoppers … Produced a 7.34 ERA with 37 strikeouts in 38.0 innings of work … Recorded a save in the Hilltoppers' 10-3 defeat of South Dakota State (3/11).

SEASON/CAREER HIGHS

LONGEST START
Season 7.0 (2/28/25 vs. CMU)
Career 8.2 (4/5/24 vs. #8 DBU)

SHORTEST START
Season 3.2 (3/21/25 at KSU)
Career 1.0 (4/4/23 at #4 Vandy)

LONGEST RELIEF OUTING
Season -
Career 4.1 (2/25/23 vs. Ohio)

STRIKEOUTS
Season 7 (2/28/25 vs. CMU)
Career 11 (4/5/24 vs. #8 DBU)

WALKS
Season 3 (3x, last 4/11/25 at LU)
Career 3 (5x, last 4/11/25 at LU)

HITS
Season 9 (3/21/25 at KSU)
Career 10 (4/26/24 at MTSU)

RUNS
Season 4 (2x, last 3/21/25 at KSU)
Career 10 (4/26/24 at MTSU)

EARNED RUNS
Season 3 (2x, last 4/4/25 at #17 DBU)
Career 9 (4/26/24 at MTSU)

WILD PITCHES
Season 1 (2x, last 3/28/25 vs. SHSU)
Career 1 (4x, last 3/28/25 vs. SHSU)

HIT BY PITCHES
Season 2 (2/23/25 vs. LAF)
Career 2 (4x, last 2/23/25 vs. LAF)

SCORELESS STREAK (IP)
Season 16.0 (2/23-3/16/25)
Career 16.0 (2/23-3/16/25)

PITCH COUNT
Season 90 (2/28/25 vs. CMU)
Career 118 (4/5/24 vs. #8 DBU)

GAME-BY-GAME

Date	Opponent	GS	IP	H	R	ER	BB	SO	2B	3B	HR	WP	BK	HBP	IBB	Score	W-L	Sv	ERA	NP
Feb 23	LAFAYETTE-2	*	5.0	4	0	0	0	5	0	0	0	0	0	2	0	8-1	1-0	0	0.00	65
Feb 28	CENTRAL MICHIG	*	7.0	3	0	0	1	7	1	0	0	0	0	0	0	2-0	2-0	0	0.00	90
Mar 08	UNC ASHEVILLE-	*	6.0	5	4	0	1	4	0	0	0	0	0	0	0	17-5	3-0	0	0.00	88
Mar 16	UT MARTIN	*	4.0	2	0	0	0	6	0	0	0	0	0	0	0	7-2	4-0	0	0.00	56
Mar 21	at Kennesaw State	*	3.2	9	4	3	1	4	3	0	0	1	0	0	0	8-9	4-0	0	1.05	83
Mar 28	SAM HOUSTON	*	5.2	3	0	0	3	6	1	0	0	1	0	0	0	6-0	5-0	0	0.86	85
Apr 04	at DBU	*	4.2	5	3	3	3	3	1	0	0	0	0	1	0	4-3	5-0	0	1.50	78
Apr 11	at Liberty	*	5.1	4	1	1	3	5	0	0	0	0	0	0	0	6-2	6-0	0	1.52	82
Totals		8	41.1	35	12	7	12	40	6	0	0	2	0	3	0	58-22	6-0	0	1.52	-

CAREER STATS

Year	era	w-l	app	gs	cg	sho	sv	ip	h	r	er	bb	so	2b	3b	hr	bf	bavg	wp	hbp	bk	sfa	sha
2023	7.34	0-3	24	2	0	0/0	1	38.0	39	34	31	16	37	10	2	5	176	.267	0	8	0	3	3
2024	5.66	6-4	17	12	0	0/3	1	70.0	72	46	44	17	69	13	2	12	304	.263	2	10	0	1	2
2025	1.52	6-0	8	8	0	0/2	0	41.1	35	12	7	12	40	6	0	0	173	.224	2	3	0	1	1
TOTAL	4.94	12-7	49	22	0	0/5	2	149.1	146	92	82	45	146	29	4	17	653	.253	4	21	0	5	6

#6 JOEY BARAN | C | SR. | 5-8 | 186 | L/R | AUSTIN, TEXAS

2024 (Junior): Appeared in 48 games while making 36 starts for the Hilltoppers … Posted a .303 / .429 / .402 slash line … Had six doubles and two home runs, including a grand slam, with 26 RBI and 19 runs scored … Recorded a .995 fielding percentage with 175 putouts and 20 assists … Had four RBI with a grand slam in a win against Purdue Fort Wayne (2/24) … Went 3-for-5 with a three-run home run, a double and one run scored in the series at Sam Houston (4/12-14).

Before WKU: Spent one season at Incarnate Word and one season at Weatherford College … Appeared in 17 games for the Cardinals while starting eight at catcher … Finished the season with five hits and seven RBI … Appeared in 59 games at Weatherford and posted a .328 / .494 / .571 slash line … Recorded 58 hits with 12 doubles, two triples and nine home runs with 52 RBI in 2023.

SEASON/CAREER BESTS

AT-BATS
Season -
Career 5 (3x, last 3/10/24 vs. MKE)

HITS
Season -
Career 3 (2x, last 5/24/24 vs. FIU)

DOUBLES
Season -
Career 1 (6x, last 5/11/24 at LA Tech)

TRIPLES
Season -
Career -

HOME RUNS
Season -
Career 1 (2x, last 4/12/24 at SHSU)

RUNS
Season -
Career 3 (2/23/24 vs. PFW)

RBI
Season -
Career 4 (2x, last 4/14/24 at SHSU)

WALKS
Season -
Career 2 (4x, last 5/5/24 at AVL)

HIT-BY-PITCH
Season -
Career 1 (8x, last 5/25/24 vs. #24 DBU)

STOLEN BASES
Season -
Career 1 (2x, last 3/12/24 at APSU)

PUT-OUTS
Season -
Career 13 (2/16/14 vs. Bradley)

ASSISTS
Season -
Career 3 (2/23/24 vs. PFW)

2024 GAME-BY-GAME

Date	Opponent	Pos	AB	R	H	RBI	2B	3B	HR	BB	SB	CS	HBP	SAC	SF	GDP	K	PO	A	E	Avg
Feb 16	BRADLEY	*c	3	0	1	0	0	0	0	1	0	0	0	0	0	0	0	13	1	0	.333
Feb 18	BRADLEY-1	*dh	3	0	1	0	1	0	0	0	0	0	0	0	0	0	0	0	0	0	.333
Feb 18	BRADLEY-2	*c	2	1	1	0	0	0	0	0	0	0	0	2	0	0	0	6	1	0	.375
Feb 20	at LIPSCOMB	ph/c	1	0	0	0	0	0	0	0	0	0	0	0	0	0	0	3	0	0	.333
Feb 23	PURDUE FORT W	*c	5	3	3	0	0	0	0	0	0	0	1	0	0	0	0	5	3	0	.429
Feb 24	PURDUE FORT W	*c	4	2	2	0	0	0	0	0	0	0	0	0	0	0	0	10	1	0	.444
Feb 24	PURDUE FORT W	*c	5	1	1	4	0	0	1	0	0	0	0	0	0	0	0	9	1	0	.391
Feb 25	PURDUE FORT W	*dh	2	0	0	1	0	0	0	0	0	0	0	1	1	0	0	0	0	0	.360
Feb 27	at Kentucky	*dh	2	0	0	0	0	0	0	2	0	0	0	0	0	0	1	0	0	0	.333
Mar 1	WEST VIRGINIA	*dh	3	0	0	0	0	0	0	0	0	0	0	0	0	0	3	0	0	0	.300
Mar 02	WEST VIRGINIA-2	*c	3	0	1	2	0	0	0	1	1	0	0	0	0	0	0	11	1	0	.303
Mar 03	WEST VIRGINIA	*c	3	0	1	0	0	0	0	1	0	0	0	0	0	0	1	8	2	0	.306
Mar 08	MILWAUKEE	*dh	3	0	0	0	0	0	0	0	0	0	0	0	0	1	0	0	0	0	.282
Mar 09	MILWAUKEE-2	c	3	0	1	1	1	0	0	0	0	0	0	0	0	0	1	9	1	1	.286
Mar 10	MILWAUKEE	*c	5	2	2	2	1	0	0	0	0	0	0	0	0	1	1	6	1	0	.298
Mar 12	at Austin Peay	c	1	0	1	1	0	0	0	0	1	0	0	0	0	0	0	0	0	0	.312
Mar 15	at Southeast Misso	*dh	3	0	0	1	0	0	0	2	0	1	0	1	0	0	0	0	0	0	.294
Mar 16	at Southeast Misso	ph/d	2	0	0	0	0	0	0	0	0	0	0	0	0	0	1	0	0	0	.283
Mar 17	at Southeast Misso	*dh	3	0	0	0	0	0	0	0	0	0	0	0	0	0	2	0	0	0	.268
Mar 22	FIU	*dh	2	0	0	0	0	0	0	0	0	0	0	0	0	0	0	0	0	0	.259
Mar 23	FIU	*c	3	0	1	1	0	0	0	2	0	1	0	0	0	0	0	8	0	0	.262
Mar 24	FIU	*dh	2	0	0	0	0	0	0	0	0	0	1	1	0	0	0	0	0	0	.254
Mar 26	at Murray State	ph/c	1	0	0	0	0	0	0	1	0	0	0	0	0	0	0	1	0	0	.250
Mar 28	at Jacksonville Stat	*dh	2	0	1	1	0	0	0	0	0	0	1	1	0	0	0	0	0	0	.258
Apr 07	DALLAS BAPTIST	ph	1	0	0	0	0	0	0	0	0	0	0	0	0	0	0	0	0	0	.254
Apr 10	BELLARMINE	*c	2	0	2	2	1	0	0	0	0	0	0	1	1	0	0	8	0	0	.275
Apr 12	at Sam Houston	*dh	3	1	1	3	0	0	1	1	0	0	0	0	0	0	1	0	0	0	.278
Apr 14	at Sam Houston	ph/d	2	0	2	4	1	0	0	0	0	0	0	0	0	0	0	0	0	0	.297
Apr 16	at Southern Indian	*dh	3	0	0	1	0	0	0	0	0	0	1	0	0	0	0	0	0	0	.286
Apr 19	LIBERTY	*dh	2	0	0	0	0	0	0	0	0	1	1	1	0	0	2	0	0	0	.278
Apr 20	LIBERTY	ph/d	3	0	1	0	0	0	0	0	0	0	0	0	0	0	0	0	0	0	.280
Apr 21	LIBERTY	*dh	2	0	0	0	0	0	0	1	0	0	0	0	0	0	0	0	0	0	.274
Apr 26	at Middle Tenness	ph	0	0	0	0	0	0	0	1	0	0	0	0	0	0	0	0	0	0	.274
May 03	at UNC Asheville	ph	1	0	0	0	0	0	0	0	0	0	0	0	0	0	0	0	0	0	.271
May 05	at UNC Asheville	*dh	2	0	1	0	0	0	0	2	0	0	0	0	0	0	0	0	0	0	.276
May 07	BELLARMINE	*c	2	2	1	2	0	0	0	1	0	0	0	0	1	0	0	4	0	0	.281
May 10	at Louisiana Tech	*c	3	1	1	0	0	0	0	1	0	0	0	0	0	0	0	9	0	0	.283
May 11	at Louisiana Tech	*c	2	0	1	0	1	0	0	0	0	0	0	0	0	0	0	8	0	0	.287
May 12	at Louisiana Tech	*c	3	0	1	0	0	0	0	1	0	0	0	0	0	0	0	6	0	0	.289
May 16	NEW MEXICO ST	*c	3	1	1	0	0	0	0	0	0	0	1	0	0	1	0	9	1	0	.290
May 16	NEW MEXICO ST	*dh/c	4	0	0	0	0	0	0	1	0	0	0	0	0	0	1	4	2	0	.279
May 18	NEW MEXICO ST	*c	3	1	1	0	0	0	0	1	0	0	0	0	0	0	0	8	0	0	.280
May 22	vs FIU	*c	4	0	2	0	0	0	0	0	0	1	1	0	0	0	0	7	2	0	.288
May 23	vs New Mexico Sta	*c	4	2	2	0	0	0	0	1	0	0	0	0	0	0	0	7	1	0	.296
May 24	vs FIU	*c	4	1	3	0	0	0	0	0	0	0	0	0	0	0	0	8	1	0	.311
May 25	vs Dallas Baptist	*c	3	1	0	0	0	0	0	0	0	0	1	0	0	0	0	8	0	0	.303
Totals		36gs	122	19	37	26	6	0	2	21	2	4	8	8	3	3	14	175	20	1	.303

On base pct. .429 • Slugging pct. .402

CAREER STATS

Year	avg	gp-gs	ab	r	h	2b	3b	hr	rbi	tb	slg%	bb	hbp	so	gdp	ob%	sf	sh	sb-att	po	a	e	fld%
2024	.303	48-36	122	19	37	6	0	2	26	49	.402	21	8	14	3	.429	3	8	2-6	175	20	1	.995
TOTAL	.303	48-36	122	19	37	6	0	2	26	49	.402	21	8	14	3	.429	3	8	2-6	175	20	1	.995

#7 CALEB MARMO | OF | SR. | 5-11 | 185 | L/R | JOHNSON CITY, TENN.

2024 (Junior): Appeared in 48 games while making 26 starts at center field … Posted a .211 / .366 / .367 slash line … Had four home runs and two doubles with 14 RBI and 22 runs scored … Recorded a .985 fielding percentage with 65 putouts and just one error … Hit home runs against No. 8 Dallas Baptist, Louisville and Middle Tennessee … Went 2-for-3 with a home run, three RBI and two runs scored at Louisiana Tech (5/10).

Before WKU: Redshirted his freshman season at Wake Forest before playing two years at Walters State CC … Appeared in 95 games for the Senators recording a .328 / .484 / .534 slash line … Totaled 76 hits with 13 doubles, one triple and 11 homers with 51 RBI and 29 stolen bases in two seasons.

SEASON/CAREER BESTS

AT-BATS
Season 3 (3x, last 3/16/25 vs. UTM)
Career 5 (3/15/24 at SEMO)

HITS
Season 1 (7x, last 3/25/25 at UE)
Career 2 (4x, last 5/10/24 at LA Tech)

DOUBLES
Season 1 (4x, last 3/1/25 vs. CMU)
Career 1 (6x, last 3/1/25 vs. CMU)

TRIPLES
Season 1 (2/28/25 vs. CMU)
Career 1 (2/28/25 vs. CMU)

HOME RUNS
Season -
Career 1 (4x, last 5/10/24 at LA Tech)

RUNS
Season 1 (6x, last 3/11/25 vs. SIU)
Career 2 (2x, last 5/10/24 at LA Tech)

RBI
Season 1 (4x, last 3/25/25 at UE)
Career 3 (5/10/24 at LA Tech)

WALKS
Season 1 (5x, last 3/14/25 vs. UTM)
Career 3 (3/24/24 vs. FIU)

HIT-BY-PITCH
Season 1 (2x, last 3/2/25 vs. CMU)
Career 1 (4x, last 3/2/25 vs. CMU)

STOLEN BASES
Season 1 (2x, last 2/23/25 vs. LAF)
Career 2 (2/24/24 vs. PFW)

PUT-OUTS
Season 3 (2x, last 2/28/25 vs. CMU)
Career 5 (4/7/24 vs. #8 DBU)

ASSISTS
Season -
Career -

GAME-BY-GAME

Date	Opponent	Pos	AB	R	H	RBI	2B	3B	HR	BB	SB	CS	HBP	SAC	SF	GDP	K	PO	A	E	Avg
Feb 14	ILLINOIS STATE-2	ph	1	1	1	0	1	0	0	0	0	0	0	0	0	0	0	0	0	0	1.000
Feb 23	LAFAYETTE-1	pr/of	2	1	1	0	1	0	0	0	1	0	0	0	0	0	1	3	0	0	.667
Feb 24	at Murray State	*of	3	1	1	0	1	0	0	0	0	0	0	0	0	0	2	1	0	0	.500
Feb 25	EASTERN KENTU	*of	1	1	0	0	0	0	0	0	0	0	1	1	0	0	0	0	0	0	.429
Feb 28	CENTRAL MICHIG	dh	0	0	0	1	0	0	0	0	0	0	0	1	1	0	0	0	0	0	.429
Feb 28	CENTRAL MICHIG	*of	2	0	1	1	0	1	0	1	0	0	0	1	0	0	0	3	0	0	.444
Mar 01	CENTRAL MICHIG	*of	3	1	1	1	1	0	0	1	0	0	0	0	0	0	1	1	0	0	.417
Mar 02	CENTRAL MICHIG	*of	2	0	0	0	0	0	0	1	0	0	1	0	0	0	1	0	0	0	.357
Mar 08	UNC ASHEVILLE-	*of	2	0	0	0	0	0	0	0	0	0	0	0	0	0	1	1	0	0	.312
Mar 09	UNC ASHEVILLE	ph/of	1	0	0	0	0	0	0	0	0	0	0	0	0	0	1	0	0	0	.294
Mar 11	SOUTHERN ILLIN	of	0	1	0	0	0	0	0	1	0	0	0	0	0	0	0	0	0	0	.294
Mar 14	UT MARTIN-1	ph/of	1	0	0	0	0	0	0	0	0	0	0	0	0	1	0	0	0	0	.278
Mar 14	UT MARTIN-2	ph/of	0	0	0	0	0	0	0	1	0	0	0	0	0	0	0	0	0	0	.278
Mar 16	UT MARTIN	*of	3	0	1	0	0	0	0	0	0	1	0	0	0	0	1	1	0	0	.286
Mar 25	at Univ. of Evansvil	dh	2	0	1	1	0	0	0	0	0	0	0	1	0	0	1	0	0	0	.304
Apr 05	at DBU	ph/of	1	0	0	0	0	0	0	0	0	0	0	0	0	0	1	0	0	0	.292
Apr 08	SOUTHERN INDIA	ph/of	2	0	0	0	0	0	0	0	0	0	0	0	0	0	2	1	0	0	.269
Apr 11	at Liberty	ph	1	0	0	0	0	0	0	0	0	0	0	0	0	0	0	0	0	0	.259
Apr 12	at Liberty	ph	0	0	0	0	0	0	0	0	0	0	0	1	0	0	0	0	0	0	.259
Totals		7gs	27	6	7	4	4	1	0	5	2	1	2	5	1	1	12	11	0	0	.259

On base pct. .400 • Slugging pct. .481

CAREER STATS

Year	avg	gp-gs	ab	r	h	2b	3b	hr	rbi	tb	slg%	bb	hbp	so	gdp	ob%	sf	sh	sb-att	po	a	e	fld%
2024	.222	48-26	90	22	20	2	0	4	14	34	.378	20	2	29	0	.375	0	6	6-8	65	0	1	.985
2025	.259	23-7	27	6	7	4	1	0	4	13	.481	5	2	12	1	.400	1	5	2-3	11	0	0	1.000
TOTAL	.231	71-33	117	28	27	6	1	4	18	47	.402	25	4	41	1	.381	1	11	8-11	76	0	1	.987

#8 CAMDEN ROSS | C | JR. | 6-2 | 215 | R/R | BROOMFIELD, CO.

2025 D1Baseball MLB Draft Top 150 College Prospects (96)

2024 (Sophomore): Appeared in 46 games while making 42 starts as the team's everyday catcher before going down with injury … Posted a .296 / .438 / .451 slash line … Had 13 doubles and three home runs, including one grand slam, with 34 RBI and 21 runs scored … Had a .983 fielding percentage with 262 putouts and 30 assists while throwing out 13 base runners … Went 2-for-4 with a grand slam and a two-run double in a 10-run rule win over FIU (3/23).

2023 (Freshman): Appeared in 33 games while making 24 starts … Produced a .179 /.218 /.330 slash line … Tallied 14 hits, 10 runs, three doubles and seven RBI … Had four sacrifice bunts, one sacrifice fly and one stolen base … Had a career-high two doubles in a win at Belmont (2/21) … Notched a team-high 15 putouts against South Dakota State (3/12).

SEASON/CAREER BESTS

AT-BATS
Season 5 (3x, last 3/14/25 vs. UTM)
Career 5 (8x, last 3/14/25 vs. UTM)

HITS
Season 3 (3x, last 4/5/25 at #17 DBU)
Career 3 (4x, last 4/5/25 at #17 DBU)

DOUBLES
Season 1 (3x, last 3/11/25 vs. SIU)
Career 2 (2x, last 4/27/24 at MTSU)

TRIPLES
Season -
Career -

HOME RUNS
Season 1 (2x, last 4/4/25 at #17 DBU)
Career 1 (5x, last 4/4/25 at #17 DBU)

RUNS
Season 2 (6x, last 4/4/25 at #17 DBU)
Career 3 (3/30/24 at JSU)

RBI
Season 3 (2x, last 4/5/25 at #17 DBU)
Career 6 (3/23/24 vs. FIU)

WALKS
Season 2 (3/7/25 vs. AVL)
Career 3 (2/27/24 at UK)

HIT-BY-PITCH
Season 1 (6x, last 4/8/25 vs. USI)
Career 1 (28x, last 4/8/25 vs. USI)

STOLEN BASES
Season 2 (2/14/25 vs. ISU)
Career 2 (2/14/25 vs. ISU)

PUT-OUTS
Season 14 (4/12/25 at LU)
Career 15 (3/12/23 vs. SDSU)

ASSISTS
Season 2 (3x, last 3/16/25 vs. UTM)
Career 3 (2x, last 4/9/24 vs. UofL)

GAME-BY-GAME

Date	Opponent	Pos	AB	R	H	RBI	2B	3B	HR	BB	SB	CS	HBP	SAC	SF	GDP	K	PO	A	E	Avg
Feb 14	ILLINOIS STATE-1	*dh	4	2	2	0	0	0	0	0	2	0	1	0	0	0	0	0	0	0	.500
Feb 14	ILLINOIS STATE-2	*dh	5	0	0	0	0	0	0	0	0	0	0	0	0	1	2	0	0	0	.222
Feb 22	LAFAYETTE	*dh	3	0	2	2	0	0	0	0	0	0	0	0	1	0	1	0	0	0	.333
Feb 23	LAFAYETTE-1	*dh	3	0	0	1	0	0	0	0	0	0	0	0	0	0	1	0	0	0	.267
Feb 24	at Murray State	*c	3	0	1	0	0	0	0	0	0	0	0	0	0	0	0	8	0	0	.278
Feb 25	EASTERN KENTU	*c	5	0	2	1	0	0	0	0	0	0	0	0	0	0	0	6	1	0	.304
Feb 28	CENTRAL MICHIG	*dh	2	0	0	1	0	0	0	1	0	0	0	0	0	0	2	0	0	0	.280
Feb 28	CENTRAL MICHIG	ph/c	3	0	1	0	0	0	0	0	0	0	1	0	0	0	1	9	0	0	.286
Mar 01	CENTRAL MICHIG	*c	4	2	3	2	1	0	1	1	0	0	0	0	0	0	0	12	2	1	.344
Mar 07	UNC ASHEVILLE	*c	1	2	0	2	0	0	0	2	0	0	0	0	1	0	0	7	0	0	.333
Mar 08	UNC ASHEVILLE-	ph/d	0	0	0	1	0	0	0	1	0	0	0	0	0	0	0	0	0	0	.333
Mar 08	UNC ASHEVILLE-	*c	3	1	2	2	1	0	0	1	0	0	1	0	0	0	0	6	0	0	.361
Mar 09	UNC ASHEVILLE	*c	3	0	1	0	0	0	0	1	0	0	0	0	0	0	1	9	2	0	.359
Mar 11	SOUTHERN ILLIN	*dh	3	2	3	2	1	0	0	1	0	0	0	0	1	0	0	0	0	0	.405
Mar 14	UT MARTIN-1	*c	5	0	2	1	0	0	0	0	0	0	0	0	0	0	1	7	1	0	.404
Mar 16	UT MARTIN	*c	3	2	1	1	0	0	0	0	0	0	1	0	0	0	0	9	2	0	.400
Mar 19	at Eastern Kentuck	*dh	3	1	0	0	0	0	0	1	0	0	0	0	0	0	2	0	0	0	.377
Mar 21	at Kennesaw State	*c	3	0	0	0	0	0	0	0	0	0	0	0	0	0	2	4	0	0	.357
Mar 23	at Kennesaw State	*dh	2	0	0	0	0	0	0	0	0	0	0	0	0	0	1	0	0	0	.345
Mar 25	at Univ. of Evansvil	*dh	2	0	0	0	0	0	0	0	0	0	0	1	0	0	1	0	0	0	.333
Mar 28	SAM HOUSTON	*dh	3	1	0	0	0	0	0	1	0	0	0	0	0	0	0	0	0	0	.317
Apr 04	at DBU	*c	3	2	1	3	0	0	1	1	0	0	0	0	0	0	1	5	0	0	.318
Apr 05	at DBU	*c	3	1	3	3	0	0	0	0	0	0	1	0	0	0	0	2	0	0	.348
Apr 06	at DBU	*dh	4	0	1	0	0	0	0	1	0	0	0	0	0	0	1	0	0	0	.342
Apr 08	SOUTHERN INDIA	*c	0	1	0	1	0	0	0	1	0	0	1	0	1	0	0	3	1	0	.342
Apr 11	at Liberty	*c	4	1	1	1	0	0	0	1	1	0	0	0	0	0	2	9	0	0	.338
Apr 12	at Liberty	*c	3	0	1	1	0	0	0	0	0	0	0	1	0	0	0	14	0	0	.338
Apr 13	at Liberty	*c	4	0	0	0	0	0	0	0	0	0	0	0	0	0	2	8	0	0	.321
Totals		26gs	84	18	27	25	3	0	2	14	3	0	6	2	4	1	21	119	9	1	.321

On base pct. .435 • Slugging pct. .429

CAREER STATS

Year	avg	gp-gs	ab	r	h	2b	3b	hr	rbi	tb	slg%	bb	hbp	so	gdp	ob%	sf	sh	sb-att	po	a	e	fld%
2023	.179	33-24	78	10	14	3	0	0	7	17	.218	9	9	19	2	.330	1	4	1-1	148	9	2	.987
2024	.296	46-42	142	21	42	13	0	3	34	64	.451	26	13	30	3	.438	4	3	3-4	262	30	5	.983
2025	.321	29-26	84	18	27	3	0	2	25	36	.429	14	6	21	1	.435	4	2	3-3	119	9	1	.992
TOTAL	.273	108-92	304	49	83	19	0	5	66	117	.385	49	28	70	6	.410	9	9	7-8	529	48	8	.986

#9 DAWSON HALL | RHP | JR. | 6-1 | 198 | R/R | BOWLING GREEN, KY.

CUSA Pitcher of the Week (April 7, 2025)
2024/2025 Preseason All-Conference USA
2023/2024 All-CUSA Second Team
2023 Conference USA All-Freshman Team

2024 (Sophomore): Appeared in 10 games while making seven starts on the mound … His 1.69 ERA was the best the program has had since 1981 and was the sixth-best in WKU program history … Posted a 3-0 record with 25 strikeouts in 32.0 innings while holding opponent's to a .217 batting average … Had six strikeouts in a career-high, 7.0 innings pitched without allowing a run on three hits and no walks against Purdue Fort Wayne (2/25) … Held West Virginia to two runs in 5.0 frames while striking out four (3/3).

2023 (Freshman): Appeared in 16 games with 12 starts on the mound for the Hilltoppers … Had a team-best 7-4 record with a 3.58 ERA while accumulating 44 strikeouts in 65.1 innings … Notched four wins in his first six outings … Pitched a team-high 5.0 or more innings in nine of his 12 starts … Had seven strikeouts against Louisiana Tech (3/25).

SEASON/CAREER HIGHS

LONGEST START
Season 6.0 (4/5/25 at #17 DBU)
Career 7.0 (2/25/24 vs. PFW)

SHORTEST START
Season 3.0 (3/30/25 vs. SHSU)
Career 1.0 (3/10/24 vs. MKE)

LONGEST RELIEF OUTING
Season 2.0 (4x, last 3/14/25 vs. UTM)
Career 3.0 (4/14/24 at SHSU)

STRIKEOUTS
Season 5 (3/30/25 vs. SHSU)
Career 7 (3/25/23 vs. LA Tech)

WALKS
Season 2 (3/23/25 at KSU)
Career 4 (4/16/23 at UAB)

HITS
Season 6 (4/6/25 at #17 DBU)
Career 8 (5/24/23 vs. FAU)

RUNS
Season 2 (2x, last 4/12/25 at LU)
Career 5 (2x, last 5/24/23 vs. FAU)

EARNED RUNS
Season 2 (4/12/25 at LU)
Career 5 (5/24/23 vs. FAU)

WILD PITCHES
Season 1 (4/12/25 at LU)
Career 1 (5x, last 5/24/23 vs. FAU)

HIT BY PITCHES
Season 1 (4x, last 4/12/25 at LU)
Career 1 (12x, last 4/12/25 at LU)

SCORELESS STREAK (IP)
Season 12.0 (3/30-4/12/25)
Career 17.0 (2/18-3/3/24)

PITCH COUNT
Season 71 (4/5/25 at #17 DBU)
Career 93 (4/16/23 at UAB)

GAME-BY-GAME

Date	Opponent	GS	IP	H	R	ER	BB	SO	2B	3B	HR	WP	BK	HBP	IBB	Score	W-L	Sv	ERA	NP
Feb 14	ILLINOIS STATE-2		2.0	1	0	0	0	1	0	0	0	0	0	0	0	4-3	1-0	0	0.00	22
Feb 23	LAFAYETTE-1		2.0	2	2	1	1	0	0	0	0	0	0	1	0	9-3	1-0	0	2.25	38
Feb 28	CENTRAL MICHIG		1.2	3	0	0	0	1	0	0	0	0	0	1	0	9-4	2-0	0	1.59	37
Mar 08	UNC ASHEVILLE-		1.0	1	1	1	1	2	0	0	0	0	0	0	0	17-5	2-0	0	2.70	16
Mar 11	SOUTHERN ILLIN		2.0	1	0	0	1	2	0	0	0	0	0	0	0	21-2	3-0	0	2.08	34
Mar 14	UT MARTIN-2		2.0	0	0	0	0	1	0	0	0	0	0	0	0	7-1	3-0	0	1.69	16
Mar 21	at Kennesaw State		1.0	1	1	0	0	0	0	0	0	0	0	1	0	8-9	3-0	0	1.54	17
Mar 23	at Kennesaw State		1.1	1	1	0	2	1	0	0	0	0	0	0	0	2-8	3-0	0	1.38	26
Mar 30	SAM HOUSTON	*	3.0	2	0	0	1	5	0	0	0	0	0	0	0	11-1	4-0	0	1.12	52
Apr 05	at DBU	*	6.0	6	0	0	0	2	1	0	0	0	0	0	0	11-0	5-0	0	0.82	71
Apr 12	at Liberty	*	5.0	3	2	2	1	6	1	0	0	1	0	1	0	4-2	5-0	0	1.33	63
Totals		3	27.0	21	7	4	7	21	2	0	0	1	0	4	0	103-38	5-0	0	1.33	-

CAREER STATS

Year	era	w-l	app	gs	cg	sho	sv	ip	h	r	er	bb	so	2b	3b	hr	bf	bavg	wp	hbp	bk	sfa	sha
2023	3.58	7-4	16	12	0	0/0	0	65.1	56	31	26	24	44	5	0	6	275	.232	5	6	0	2	2
2024	1.69	3-0	10	7	0	0/1	0	32.0	25	7	6	5	25	2	0	5	123	.217	0	2	0	0	1
2025	1.33	5-0	11	3	0	0/1	0	27.0	21	7	4	7	21	2	0	0	117	.202	1	4	0	1	1
TOTAL	2.61	15-4	37	22	0	0/2	0	124.1	102	45	36	36	90	9	0	11	515	.222	6	12	0	3	4

#10 DYLAN O'CONNELL | OF | JR. | 5-10 | 189 | R/R | EAU CLAIRE, WIS.

2024 (Sophomore): Appeared in 39 games while making 38 starts in the outfield … Produced a .280 / .366 / .373 slash line … Had five doubles and three home runs with 20 RBI, 33 runs scored and 17 stolen bases … Hit home runs against West Virginia, Milwaukee and Middle Tennessee … Had a perfect fielding percentage with 87 putouts and four assists … Tallied four hits against Purdue Fort Wayne (2/23) … Had three hits, including one home run, with two RBI and a run scored in a win over West Virginia (3/3) … Tied for the third-most stolen bases in a single-game in program history with three at Louisville (4/23).

Before WKU: Played one season at St. Thomas … Appeared in 42 games with 40 starts, including 22 at third base, 11 at designated hitter and seven in left field … Held a batting average of .245 with 38 hits, four doubles and two triples to go along with seven stolen bases … Recorded a .954 fielding percentage on 33 putouts and 29 assists.

SEASON/CAREER BESTS

AT-BATS
Season 3 (5x, last 3/23/25 at KSU)
Career 6 (2x, last 3/12/24 at APSU)

HITS
Season 2 (2/14/25 vs. ISU)
Career 4 (2/23/24 vs. PFW)

DOUBLES
Season 1 (2x, last 2/23/25 vs. LAF)
Career 1 (7x, last 2/23/25 vs. LAF)

TRIPLES
Season -
Career -

HOME RUNS
Season -
Career 1 (3x, last 4/28/24 at MTSU)

RUNS
Season 2 (2/14/25 vs. ISU)
Career 2 (9x, last 2/14/25 vs. ISU)

RBI
Season 1 (2/14/25 vs. ISU)
Career 2 (7x, last 5/23/24 vs. NMSU)

WALKS
Season 2 (3/19/25 at EKU)
Career 2 (2x, last 5/12/24 at LA Tech)

HIT-BY-PITCH
Season 1 (3/21/25 at KSU)
Career 2 (5/22/24 vs. FIU)

STOLEN BASES
Season 2 (2/14/25 vs. ISU)
Career 3 (4/23/24 at UofL)

PUT-OUTS
Season 5 (3/21/25 at KSU)
Career 7 (4/20/24 vs. Liberty)

ASSISTS
Season -
Career 1 (4x, last 5/16/24 vs. NMSU)

GAME-BY-GAME

Date	Opponent	Pos	AB	R	H	RBI	2B	3B	HR	BB	SB	CS	HBP	SAC	SF	GDP	K	PO	A	E	Avg
Feb 14	ILLINOIS STATE-1	*of	3	2	2	1	1	0	0	1	1	0	0	0	0	0	0	0	0	0	.667
Feb 14	ILLINOIS STATE-2	*of	0	1	0	0	0	0	0	1	2	0	0	0	0	0	0	0	0	0	.667
Feb 22	LAFAYETTE	*of	3	0	0	0	0	0	0	1	0	0	0	0	0	0	0	1	0	0	.333
Feb 23	LAFAYETTE-1	*of	2	0	1	0	1	0	0	0	0	0	0	0	0	0	0	0	0	0	.375
Mar 19	at Eastern Kentuck	*of	2	1	0	0	0	0	0	2	0	0	0	0	0	0	1	0	0	0	.300
Mar 21	at Kennesaw State	*of	3	1	1	0	0	0	0	0	0	0	1	0	0	0	1	5	0	0	.308
Mar 22	at Kennesaw State	*of	3	1	0	0	0	0	0	1	0	0	0	0	0	0	1	2	0	0	.250
Mar 23	at Kennesaw State	*of	3	0	0	0	0	0	0	0	0	0	0	0	0	0	1	1	0	0	.211
Mar 25	at Univ. of Evansvil	of	1	0	1	0	0	0	0	0	0	0	0	0	0	0	0	0	0	0	.250
Mar 28	SAM HOUSTON	pr/of	1	1	0	0	0	0	0	0	0	0	0	0	0	0	0	1	0	0	.238
Mar 30	SAM HOUSTON	ph/of	1	0	0	0	0	0	0	0	0	0	0	0	0	0	0	0	0	0	.227
Apr 01	at Vanderbilt	*of	4	0	1	0	0	0	0	0	1	0	0	0	0	0	2	0	0	0	.231
Totals		9gs	26	7	6	1	2	0	0	6	4	0	1	0	0	0	6	10	0	0	.231

On base pct. .394 • Slugging pct. .308

CAREER STATS

Year	avg	gp-gs	ab	r	h	2b	3b	hr	rbi	tb	slg%	bb	hbp	so	gdp	ob%	sf	sh	sb-att	po	a	e	fld%
2024	.280	39-38	150	33	42	5	0	3	20	56	.373	15	7	26	0	.366	3	4	17-23	87	4	0	1.000
2025	.231	13-9	26	7	6	2	0	0	1	8	.308	6	1	6	0	.394	0	0	4-4	10	0	0	1.000
TOTAL	.273	52-47	176	40	48	7	0	3	21	64	.364	21	8	32	0	.370	3	4	21-27	97	4	0	1.000



#11 LUCAS LITTERAL | LHP | JR. | 6-5 | 178 | L/L | PAINTSVILLE, KY.

CUSA Pitcher of the Week (May 20, 2024)

2024 (Sophomore): Appeared in 21 games on the mound for the Hilltoppers … Posted a 4.31 ERA with a 4-3 record and two saves … Had 41 strikeouts in 31.1 innings pitched … Earned wins against Milwaukee, Jacksonville State, Middle Tennessee and New Mexico State … Awarded CUSA Pitcher of the Week after striking out seven batters in 4.2 innings of relief work while allowing just one run on two hits in a win over New Mexico State (5/16).

Before WKU: Played one season at Rend Lake College … Started all of his 13 appearances on the mound … Totaled an 8-3 record with three complete games … Notched a 2.91 ERA in 80.1 innings pitched … Recorded 102 strikeouts while only allowing 31 walks and 25 earned runs.

SEASON/CAREER HIGHS

LONGEST START
Season 3.0 (3/11/25 vs. SIU)
Career 3.0 (3/11/25 vs. SIU)

SHORTEST START
Season 3.0 (3/11/25 vs. SIU)
Career 3.0 (3/11/25 vs. SIU)

LONGEST RELIEF OUTING
Season 2.0 (2x, last 3/16/25 vs. UTM)
Career 4.2 (5/16/24 vs. NMSU)

STRIKEOUTS
Season 3 (3x, last 4/8/25 vs. USI)
Career 7 (5/16/24 vs. NMSU)

WALKS
Season 4 (3/3/25 at TTU)
Career 4 (3/3/25 at TTU)

HITS
Season 4 (2x, last 4/1/25 at #23 VU)
Career 4 (3x, last 4/1/25 at #23 VU)

RUNS
Season 3 (4x, last 4/8/25 vs. USI)
Career 4 (4/12/24 at SHSU)

EARNED RUNS
Season 3 (2x, last 4/8/25 vs. USI)
Career 4 (4/12/24 at SHSU)

WILD PITCHES
Season -
Career 1 (5x, last 5/16/24 vs. NMSU)

HIT BY PITCHES
Season -
Career 1 (2x, last 3/12/24 at APSU)

SCORELESS STREAK (IP)
Season 2.0 (2/28-3/1/25)
Career 5.1 (4/16/24-4/28/24)

PITCH COUNT
Season 53 (3/11/25 vs. SIU)
Career 66 (5/16/24 vs. NMSU)

GAME-BY-GAME

Date	Opponent	GS	IP	H	R	ER	BB	SO	2B	3B	HR	WP	BK	HBP	IBB	Score	W-L	Sv	ERA	NP
Feb 14	ILLINOIS STATE-1		1.0	1	0	0	0	1	0	0	0	0	0	0	0	9-7	0-0	1	0.00	19
Feb 23	LAFAYETTE-2		2.0	3	1	1	2	3	1	0	0	0	0	0	0	8-1	0-0	1	3.00	48
Feb 28	CENTRAL MICHIG		1.0	0	0	0	0	1	0	0	0	0	0	0	0	2-0	0-0	2	2.25	9
Mar 01	CENTRAL MICHIG		1.0	1	0	0	1	0	0	0	0	0	0	0	0	10-5	0-0	2	1.80	23
Mar 03	at Tennessee Tech		1.2	2	2	2	4	2	0	0	1	0	0	0	0	15-4	0-0	2	4.05	49
Mar 11	SOUTHERN ILLIN	*	3.0	1	2	2	2	4	0	0	1	0	0	0	0	21-2	0-0	2	4.66	53
Mar 16	UT MARTIN		2.0	2	1	1	1	3	0	1	0	0	0	0	0	7-2	0-0	2	4.63	34
Mar 23	at Kennesaw State		1.0	3	2	2	2	2	1	0	0	0	0	0	0	2-8	0-0	2	5.68	32
Apr 01	at Vanderbilt		0.2	4	3	3	0	0	0	1	0	0	1	0	0	4-5	0-0	2	7.43	17
Apr 08	SOUTHERN INDIA		1.2	3	3	3	2	3	2	0	0	0	1	0	0	13-9	0-0	2	8.40	44
Totals		1	15.0	20	14	14	14	19	4	2	2	0	2	0	0	91-43	0-0	2	8.40	-

CAREER STATS

Year	era	w-l	app	gs	cg	sho	sv	ip	h	r	er	bb	so	2b	3b	hr	bf	bavg	wp	hbp	bk	sfa	sha
2024	4.31	4-3	21	0	0	0/0	2	31.1	31	19	15	12	41	6	0	6	136	.263	5	2	0	1	3
2025	8.40	0-0	10	1	0	0/1	2	15.0	20	14	14	14	19	4	2	2	77	.323	0	0	2	1	0
TOTAL	5.63	4-3	31	1	0	0/1	4	46.1	51	33	29	26	60	10	2	8	213	.283	5	2	2	2	3

#12 ELLIOTT ROSSELL | RHP | R-SO. | 6-1 | 198 | R/R | ZIONSVILLE, IND.

2024 (Redshirt Freshman): Appeared in 10 games on the mound for WKU … Posted an 11.68 ERA with a 2-0 record … Had nine strikeouts in 12.1 innings pitched … Earned wins at Austin Peay (3/12) and against Bellarmine (4/10).

2023 (Freshman): Redshirted.

SEASON/CAREER HIGHS

LONGEST START
Season -
Career -

SHORTEST START
Season -
Career -

LONGEST RELIEF OUTING
Season 2.1 (2/24/25 at MSU)
Career 3.0 (2x, last 4/10/24 vs. BELL)

STRIKEOUTS
Season 4 (2/24/25 at MSU)
Career 4 (2/24/25 at MSU)

WALKS
Season 2 (2/24/25 at MSU)
Career 2 (2x, last 2/24/25 at MSU)

HITS
Season 2 (3x, last 3/19/25 at EKU)
Career 5 (4/23/24 at UofL)

RUNS
Season 1 (3/19/25 at EKU)
Career 7 (4/23/24 at UofL)

EARNED RUNS
Season 1 (3/19/25 at EKU)
Career 7 (4/23/24 at UofL)

WILD PITCHES
Season 1 (2x, last 3/14/25 vs. UTM)
Career 2 (3/22/24 vs. FIU)

HIT BY PITCHES
Season -
Career 1 (3x, last 3/26/24 at MSU)

SCORELESS STREAK (IP)
Season 4.1 (2/24-3/19/25)
Career 4.1 (2x, last 2/24-3/19-25)

PITCH COUNT
Season 35 (2/24/25 at MSU)
Career 42 (3/22/24 vs. FIU)

GAME-BY-GAME

Date	Opponent	GS	IP	H	R	ER	BB	SO	2B	3B	HR	WP	BK	HBP	IBB	Score	W-L	Sv	ERA	NP
Feb 24	at Murray State		2.1	2	0	0	2	4	1	0	0	0	0	0	0	1-2	0-0	0	0.00	35
Mar 03	at Tennessee Tech		1.0	2	0	0	1	0	0	0	0	1	0	0	0	15-4	1-0	0	0.00	19
Mar 14	UT MARTIN-1		1.0	1	0	0	0	2	0	0	0	1	0	0	0	12-5	1-0	0	0.00	25
Mar 19	at Eastern Kentuck		0.0	2	1	1	1	0	1	0	0	0	0	0	0	14-8	1-0	0	2.08	15
Totals		0	4.1	7	1	1	4	6	2	0	0	2	0	0	0	42-19	1-0	0	2.08	-

CAREER STATS

Year	era	w-l	app	gs	cg	sho	sv	ip	h	r	er	bb	so	2b	3b	hr	bf	bavg	wp	hbp	bk	sfa	sha
2024	11.68	2-0	10	0	0	0/0	0	12.1	19	17	16	6	9	2	1	3	67	.339	3	3	0	0	2
2025	2.08	1-0	4	0	0	0/0	0	4.1	7	1	1	4	6	2	0	0	23	.368	2	0	0	0	0
TOTAL	9.18	3-0	14	0	0	0/0	0	16.2	26	18	17	10	15	4	1	3	90	.347	5	3	0	0	2

#13 ETHAN LIZAMA | OF | SR. | 6-2 | 207 | L/L | GUAM

2025 Preseason All-Conference USA
2024 CUSA All-Tournament Team

2024 (Junior): Appeared in all 56 games while making 54 starts in the outfield … Posted a .309 / .373 / .536 slash line … Hit 16 doubles, a team-high nine home runs and two triples with 42 RBI and 39 runs scored … Had seven assists as an outfielder … Recorded two multi-homer games with the first one coming against Liberty (4/21) and the second coming in the CUSA Championships against Dallas Baptist (5/25) … His five hits against Austin Peay on March 12 were the most by a WKU player in a single-game since 2018.

Before WKU: Played two years at Gulf Coast State … Appeared in 92 games over two seasons … Recorded 17 home runs, 96 RBI, 71 runs scored and eight stolen bases with a .300 batting average in his two years.

SEASON/CAREER BESTS

AT-BATS
Season 6 (3/3/25 at TTU)
Career 6 (3x, last 3/3/25 at TTU)

HITS
Season 3 (4x, last 3/16/25 vs. UTM)
Career 5 (3/12/24 at APSU)

DOUBLES
Season 3 (3/16/25 vs. UTM)
Career 3 (3/16/25 vs. UTM)

TRIPLES
Season 1 (3/8/25 vs. AVL)
Career 1 (2x, last 4/27/24 at MTSU)

HOME RUNS
Season 1 (6x, last 3/30/25 vs. SHSU)
Career 2 (2x, last 5/25/24 vs. #24 DBU)

RUNS
Season 3 (3x, last 4/5/25 at #17 DBU)
Career 3 (4x, last 4/5/25 at #17 DBU)

RBI
Season 3 (5x, last 3/30/25 vs. SHSU)
Career 4 (4/21/24 vs. Liberty)

WALKS
Season 2 (2x, last 4/6/25 at #17 DBU)
Career 3 (3/9/24 vs. MKE)

HIT-BY-PITCH
Season 1 (8x, last 4/11/25 at LU)
Career 1 (15x, last 4/11/25 at LU)

STOLEN BASES
Season 1 (6x, last 4/6/25 at #17 DBU)
Career 1 (11x, last 4/6/25 at #17 DBU)

PUT-OUTS
Season 7 (4/6/25 at #17 DBU)
Career 7 (4/6/25 at #17 DBU)

ASSISTS
Season 1 (5x, last 4/11/25 at LU)
Career 2 (5/16/24 vs. NMSU)

GAME-BY-GAME

Date	Opponent	Pos	AB	R	H	RBI	2B	3B	HR	BB	SB	CS	HBP	SAC	SF	GDP	K	PO	A	E	Avg
Feb 14	ILLINOIS STATE-1	*of	5	1	3	3	1	0	0	0	1	1	0	0	0	0	1	1	0	1	.600
Feb 14	ILLINOIS STATE-2	*of	3	0	0	0	0	0	0	1	0	0	0	1	0	0	2	3	0	0	.375
Feb 22	LAFAYETTE	*of	3	3	1	0	0	0	0	1	0	0	1	0	0	0	1	2	0	0	.364
Feb 23	LAFAYETTE-1	*of	5	2	3	3	1	0	1	0	0	0	0	0	0	0	0	2	0	1	.438
Feb 23	LAFAYETTE-2	*of	4	1	2	3	0	0	1	0	0	1	1	0	0	0	1	2	0	0	.450
Feb 24	at Murray State	*of	5	0	1	0	0	0	0	0	0	0	0	0	0	0	2	1	0	0	.400
Feb 25	EASTERN KENTU	*of	4	2	2	2	0	0	1	0	0	0	0	1	0	0	2	4	0	0	.414
Feb 28	CENTRAL MICHIG	*of	4	0	0	0	0	0	0	0	0	0	0	1	0	0	1	1	0	0	.364
Feb 28	CENTRAL MICHIG	*of	4	1	1	1	0	0	1	0	0	0	0	0	0	0	0	4	0	0	.351
Mar 01	CENTRAL MICHIG	*of	5	1	1	0	1	0	0	0	0	0	0	0	0	0	2	3	0	0	.333
Mar 02	CENTRAL MICHIG	*of	4	1	1	1	0	0	0	0	1	0	1	0	0	0	1	3	0	0	.326
Mar 03	at Tennessee Tech	*of	6	1	2	2	0	0	0	0	1	0	0	0	0	0	0	1	0	0	.327
Mar 07	UNC ASHEVILLE	*of	4	0	0	1	0	0	0	0	0	0	0	0	0	0	1	2	0	0	.304
Mar 08	UNC ASHEVILLE-	*of	2	1	1	0	0	0	0	0	0	0	1	1	0	0	0	2	0	0	.310
Mar 08	UNC ASHEVILLE-	*of	4	3	2	1	1	1	0	0	0	0	1	0	0	0	0	1	0	0	.323
Mar 09	UNC ASHEVILLE	*of	4	0	1	0	0	0	0	0	0	0	0	0	0	0	3	0	0	0	.318
Mar 11	SOUTHERN ILLIN	*of	2	0	0	0	0	0	0	0	0	0	1	0	0	0	1	2	0	0	.309
Mar 14	UT MARTIN-1	*of	4	2	3	1	1	0	0	1	0	0	0	0	0	0	0	2	0	0	.333
Mar 14	UT MARTIN-2	*of	3	1	2	3	0	0	0	1	0	0	0	0	0	0	0	2	0	0	.347
Mar 16	UT MARTIN	*of	4	1	3	1	3	0	0	1	0	0	0	0	0	0	0	2	1	0	.367
Mar 19	at Eastern Kentuck	ph/of	1	1	0	0	0	0	0	1	0	0	0	0	0	0	1	1	0	0	.363
Mar 21	at Kennesaw State	*of	5	0	1	1	1	0	0	0	0	0	0	0	0	0	1	2	0	0	.353
Mar 22	at Kennesaw State	*of	4	1	1	1	0	0	1	0	0	0	0	0	0	0	1	2	1	0	.348
Mar 23	at Kennesaw State	*of	2	0	1	0	1	0	0	0	0	0	0	2	0	0	0	2	0	0	.352
Mar 25	at Univ. of Evansvil	*of	4	1	2	1	0	0	0	2	1	0	0	0	0	0	1	0	0	0	.358
Mar 28	SAM HOUSTON	*of	3	0	1	0	1	0	0	0	0	0	0	0	0	0	0	0	0	0	.357
Mar 29	SAM HOUSTON	*of	3	1	1	1	0	0	0	0	0	0	1	0	0	0	1	0	0	0	.356
Mar 30	SAM HOUSTON	*of	4	2	2	3	0	0	1	1	1	0	0	0	0	0	0	2	1	0	.362
Apr 01	at Vanderbilt	*of	5	1	2	1	1	0	0	0	0	0	0	0	0	0	3	4	0	0	.364
Apr 04	at DBU	*of	4	1	1	0	0	0	0	0	0	0	0	0	0	0	1	2	1	0	.360
Apr 05	at DBU	*of	3	3	2	1	0	0	0	1	1	0	0	0	0	1	0	7	0	0	.368
Apr 06	at DBU	*of	3	0	0	0	0	0	0	2	0	0	0	0	0	0	0	3	0	0	.358
Apr 08	SOUTHERN INDIA	*of	3	1	1	2	0	0	0	0	0	0	0	0	0	0	0	1	0	0	.358
Apr 11	at Liberty	*of	4	0	0	0	0	0	0	0	0	0	1	0	0	0	1	2	1	0	.346
Apr 12	at Liberty	*of	4	0	0	0	0	0	0	0	0	0	0	0	0	0	0	3	0	0	.336
Apr 13	at Liberty	*of	4	0	0	0	0	0	0	0	0	0	0	0	0	0	1	2	0	0	.326
Totals		35gs	135	33	44	33	12	1	6	12	6	2	8	6	0	1	29	73	5	2	.326

On base pct. .413 • Slugging pct. .563

CAREER STATS

Year	avg	gp-gs	ab	r	h	2b	3b	hr	rbi	tb	slg%	bb	hbp	so	gdp	ob%	sf	sh	sb-att	po	a	e	fld%
2024	.309	56-54	207	39	64	16	2	9	42	111	.536	16	7	45	4	.373	3	1	5-9	96	7	2	.981
2025	.326	36-35	135	33	44	12	1	6	33	76	.563	12	8	29	1	.413	0	6	6-8	73	5	2	.975
TOTAL	.316	92-89	342	72	108	28	3	15	75	187	.547	28	15	74	5	.389	3	7	11-17	169	12	4	.978

#15 PATRICK MORRIS | LHP | SR. | 6-2 | 205 | L/L | CHANDLER ARIZ.

2024 (Junior): Appeared in seven games on the mound for the Hilltoppers … Had five strikeouts in 8.2 innings pitched while posting a 6.23 ERA … Tossed 2.0 frames of scoreless baseball at Louisville (4/23).

Before WKU: Played two seasons at Chandler-Gilbert CC … Started all 13 of his appearances, recording a 5-4 record with three complete games in 2023 … Notched a 2.81 ERA in 80.0 innings pitched with 64 strikeouts … Started seven of his 12 appearances in 2022 … Totaled 22 strikeouts in 26.1 innings of work.

SEASON/CAREER HIGHS

LONGEST START
Season -
Career -

SHORTEST START
Season -
Career -

LONGEST RELIEF OUTING
Season 3.0 (3/25/25 at UE)
Career 3.0 (3/25/25 at UE)

STRIKEOUTS
Season 5 (3/25/25 at UE)
Career 5 (3/25/25 at UE)

WALKS
Season 1 (3/19/25 at EKU)
Career 1 (2x, last 3/19/25 at EKU)

HITS
Season 1 (3/19/25 at EKU)
Career 3 (4/26/24 at MTSU)

RUNS
Season -
Career 2 (3x, last 4/26/24 at MTSU)

EARNED RUNS
Season -
Career 2 (3x, last 4/26/24 at MTSU)

WILD PITCHES
Season 1 (3/25/25 at UE)
Career 1 (3/25/25 at UE)

HIT BY PITCHES
Season -
Career -

SCORELESS STREAK (IP)
Season 8.2 (3/14/25-Pres.)
Career 8.2 (3/14/25-Pres.)

PITCH COUNT
Season 50 (3/25/25 at UE)
Career 50 (3/25/25 at UE)

GAME-BY-GAME

Date	Opponent	GS	IP	H	R	ER	BB	SO	2B	3B	HR	WP	BK	HBP	IBB	Score	W-L	Sv	ERA	NP
Mar 14	UT MARTIN-1		1.0	0	0	0	0	1	0	0	0	0	0	0	0	12-5	0-0	0	0.00	11
Mar 19	at Eastern Kentuck		2.2	1	0	0	1	3	0	0	0	0	0	0	0	14-8	1-0	0	0.00	37
Mar 25	at Univ. of Evansvil		3.0	3	0	0	0	5	0	0	0	1	0	0	0	13-3	1-0	0	0.00	50
Mar 29	SAM HOUSTON		1.0	0	0	0	0	1	0	0	0	0	0	0	0	9-0	1-0	0	0.00	14
Apr 08	SOUTHERN INDIA		1.0	0	0	0	0	0	0	0	0	0	0	0	0	13-9	1-0	0	0.00	21
Totals		0	8.2	4	0	0	1	10	0	0	0	1	0	0	0	61-25	1-0	0	0.00	-

CAREER STATS

Year	era	w-l	app	gs	cg	sho	sv	ip	h	r	er	bb	so	2b	3b	hr	bf	bavg	wp	hbp	bk	sfa	sha
2024	6.23	0-0	7	0	0	0/0	0	8.2	12	6	6	1	5	1	1	3	38	.324	0	0	0	0	0
2025	0.00	1-0	5	0	0	0/1	0	8.2	4	0	0	1	10	0	0	0	30	.138	1	0	0	0	0
TOTAL	3.12	1-0	12	0	0	0/1	0	17.1	16	6	6	2	15	1	1	3	68	.242	1	0	0	0	0

#16 EVAN JONES | RHP | R-SO. | 6-3 | 217 | R/R | NORMAL, ILL.

2024 (Sophomore): Redshirted.

2023 (Freshman): Appeared in 17 games for the Hilltoppers and faced 94 batters … Posted a 4.58 ERA along with 18 strikeouts in 19.2 innings of work … Recorded wins in his first two appearances against Dayton (2/18) and Ohio (2/25).

SEASON/CAREER HIGHS

LONGEST START
Season -
Career -

SHORTEST START
Season -
Career -

LONGEST RELIEF OUTING
Season 2.1 (2/14/25 vs. ISU)
Career 3.1 (2/18/23 vs. Dayton)

STRIKEOUTS
Season 6 (2/14/25 vs. ISU)
Career 6 (2/14/25 vs. ISU)

WALKS
Season 2 (4/13/25 at LU)
Career 2 (4/13/25 at LU)

HITS
Season 3 (4/1/25 at #23 VU)
Career 3 (3x, last 4/1/25 at #23 VU)

RUNS
Season 2 (4/13/25 at LU)
Career 3 (2x, last 3/28/23 vs. UK)

EARNED RUNS
Season 2 (4/13/25 at LU)
Career 2 (3x, last 5/19/23 at #17 DBU)

WILD PITCHES
Season -
Career 2 (5/19/23 at #17 DBU)

HIT BY PITCHES
Season 1 (2x, last 3/22/25 at KSU)
Career 1 (3x, last 3/22/25 at KSU)

SCORELESS STREAK (IP)
Season 7.0 (2/14-3/16/25)
Career 7.0 (2/14-3/16/25)

PITCH COUNT
Season 36 (2/14/25 vs. ISU)
Career 36 (2/14/25 vs. ISU)

GAME-BY-GAME

Date	Opponent	GS	IP	H	R	ER	BB	SO	2B	3B	HR	WP	BK	HBP	IBB	Score	W-L	Sv	ERA	NP
Feb 14	ILLINOIS STATE-2		2.1	1	0	0	0	6	1	0	0	0	0	0	0	4-3	0-0	0	0.00	36
Feb 22	LAFAYETTE		0.1	1	0	0	0	1	0	0	0	0	0	0	0	5-2	1-0	0	0.00	7
Feb 23	LAFAYETTE-1		1.1	0	0	0	0	1	0	0	0	0	0	0	0	9-3	1-0	0	0.00	11
Feb 28	CENTRAL MICHIG		0.2	0	0	0	0	0	0	0	0	0	0	0	0	9-4	1-0	1	0.00	7
Mar 02	CENTRAL MICHIG		1.1	0	0	0	0	1	0	0	0	0	0	0	0	8-4	1-0	2	0.00	19
Mar 08	UNC ASHEVILLE-		0.0	1	0	0	0	0	1	0	0	0	0	0	0	8-2	1-0	2	0.00	3
Mar 09	UNC ASHEVILLE		1.0	0	0	0	0	2	0	0	0	0	0	1	0	3-0	1-0	3	0.00	22
Mar 16	UT MARTIN		1.0	2	1	1	0	1	1	0	0	0	0	0	0	7-2	1-0	3	1.12	16
Mar 22	at Kennesaw State		1.1	1	1	1	1	1	0	0	0	0	0	1	0	4-1	1-0	4	1.93	24
Mar 23	at Kennesaw State		0.1	0	0	0	0	1	0	0	0	0	0	0	0	2-8	1-0	4	1.86	9
Apr 01	at Vanderbilt		0.1	3	1	0	0	0	0	0	0	0	0	0	0	4-5	1-1	4	1.80	19
Apr 06	at DBU		1.0	0	0	0	1	1	0	0	0	0	0	0	0	1-5	1-1	4	1.64	16
Apr 08	SOUTHERN INDIA		0.1	1	0	0	1	1	0	0	0	0	0	0	0	13-9	1-1	4	1.59	12
Apr 13	at Liberty		0.0	0	2	2	2	0	0	0	0	0	0	0	0	4-3	1-1	4	3.18	12
Totals		0	11.1	10	5	4	5	16	3	0	0	0	0	2	0	81-51	1-1	4	3.18	-

CAREER STATS

Year	era	w-l	app	gs	cg	sho	sv	ip	h	r	er	bb	so	2b	3b	hr	bf	bavg	wp	hbp	bk	sfa	sha
2023	4.58	2-2	17	0	0	0/0	0	19.2	21	14	10	14	18	5	0	5	94	.269	3	1	0	0	1
2025	3.18	1-1	14	0	0	0/1	4	11.1	10	5	4	5	16	3	0	0	51	.227	0	2	0	0	0
TOTAL	4.06	3-3	31	0	0	0/1	4	31.0	31	19	14	19	34	8	0	5	145	.254	3	3	0	0	1

#17 KYLE HVIDSTEN | UTL | JR. | 6-0 | 187 | R/R | JORDAN, MINN.

2025 D1Baseball Top 50 Impact JUCO Transfers (29)

Before WKU: Spent the last two seasons at Iowa Western CC … Appeared in 83 games and recorded a .357 / .480 / .689 slash line … Totaled 18 home runs, 17 doubles, four triples, 20 stolen bases and 79 RBI.

At Jordan HS: Lettered four times in baseball … 2022 MSHSBCA All-State selection … three-time MSHSBCA All-Conference selection … Team won the 2019 MBA Class C State Championship … PBR Junior Futures and Futures Games participant.

SEASON/CAREER BESTS

AT-BATS
Season 5 (2/24/25 at MSU)
Career 5 (2/24/25 at MSU)

HITS
Season 2 (3x, last 2/28/25 vs. CMU)
Career 2 (3x, last 2/28/25 vs. CMU)

DOUBLES
Season 1 (4x, last 3/30/25 vs. SHSU)
Career 1 (4x, last 3/30/25 vs. SHSU)

TRIPLES
Season 1 (3/3/25 at TTU)
Career 1 (3/3/25 at TTU)

HOME RUNS
Season -
Career -

RUNS
Season 2 (3x, last 3/11/25 vs. SIU)
Career 2 (3x, last 3/11/25 vs. SIU)

RBI
Season 2 (3x, last 3/3/25 at TTU)
Career 2 (3x, last 3/3/25 at TTU)

WALKS
Season 2 (4x, last 3/8/25 vs. AVL)
Career 2 (4x, last 3/8/25 vs. AVL)

HIT-BY-PITCH
Season 3 (3/19/25 at EKU)
Career 3 (3/19/25 at EKU)

STOLEN BASES
Season 1 (6x, last 3/30/25 vs. SHSU)
Career 1 (6x, last 3/30/25 vs. SHSU)

PUT-OUTS
Season 18 (2/14/25 vs. ISU)
Career 18 (2/14/25 vs. ISU)

ASSISTS
Season 2 (2x, last 3/14/25 vs. UTM)
Career 2 (2x, last 3/14/25 vs. UTM)

GAME-BY-GAME

Date	Opponent	Pos	AB	R	H	RBI	2B	3B	HR	BB	SB	CS	HBP	SAC	SF	GDP	K	PO	A	E	Avg
Feb 14	ILLINOIS STATE-2	*c	1	0	0	2	0	0	0	1	0	0	0	0	2	0	0	18	0	0	.000
Feb 23	LAFAYETTE-1	*c	3	2	2	0	1	0	0	0	1	0	1	0	0	0	1	10	1	0	.500
Feb 23	LAFAYETTE-2	*dh	4	0	2	1	0	0	0	0	0	0	0	0	0	0	1	0	0	0	.500
Feb 24	at Murray State	*dh	5	0	0	0	0	0	0	0	0	0	0	0	0	0	3	0	0	0	.308
Feb 28	CENTRAL MICHIG	*c	2	1	2	2	1	0	0	2	0	0	0	0	0	0	0	7	0	2	.400
Feb 28	CENTRAL MICHIG	*dh	3	1	1	0	1	0	0	1	0	0	0	0	0	0	1	0	0	0	.389
Mar 01	CENTRAL MICHIG	*1b	3	0	0	0	0	0	0	1	0	0	1	0	0	0	0	6	0	0	.333
Mar 02	CENTRAL MICHIG	*c	2	1	1	1	0	0	0	2	0	0	1	0	0	0	0	4	0	0	.348
Mar 03	at Tennessee Tech	*c	3	2	1	2	0	1	0	0	0	0	1	0	1	0	1	7	0	0	.346
Mar 07	UNC ASHEVILLE	*1b	1	1	0	0	0	0	0	2	1	0	0	0	0	0	0	3	1	0	.333
Mar 08	UNC ASHEVILLE-	*c	2	0	0	0	0	0	0	2	0	0	0	0	0	0	1	8	2	0	.310
Mar 11	SOUTHERN ILLIN	*c	3	2	1	0	0	0	0	1	0	0	1	0	0	0	0	8	0	1	.312
Mar 14	UT MARTIN-2	*c	3	1	1	0	0	0	0	0	1	0	0	1	0	0	1	8	2	0	.314
Mar 19	at Eastern Kentuck	*c	1	1	0	0	0	0	0	0	0	0	3	0	0	1	0	8	0	0	.306
Mar 21	at Kennesaw State	c	1	0	0	0	0	0	0	0	0	0	0	0	0	0	0	6	0	0	.297
Mar 22	at Kennesaw State	*1b	2	0	0	0	0	0	0	1	0	0	0	0	0	0	1	4	0	0	.282
Mar 23	at Kennesaw State	*c	2	0	0	1	0	0	0	1	1	0	0	0	1	0	1	7	1	1	.268
Mar 25	at Univ. of Evansvil	ph/c	1	1	0	0	0	0	0	0	1	0	1	0	0	0	0	2	0	0	.262
Mar 30	SAM HOUSTON	*c	2	0	1	0	1	0	0	1	1	0	1	0	0	0	0	6	0	0	.273
Apr 01	at Vanderbilt	ph/c	1	0	0	0	0	0	0	0	0	0	0	0	0	0	0	2	0	0	.267
Apr 06	at DBU	ph/c	1	0	0	0	0	0	0	0	0	0	0	0	0	0	1	2	0	0	.261
Apr 08	SOUTHERN INDIA	c	2	0	0	0	0	0	0	0	0	0	0	0	0	0	1	8	0	0	.250
Totals		17gs	48	13	12	9	4	1	0	15	6	0	10	1	4	1	13	126	7	4	.250

On base pct. .481 • Slugging pct. .375

CAREER STATS

Year	avg	gp-gs	ab	r	h	2b	3b	hr	rbi	tb	slg%	bb	hbp	so	gdp	ob%	sf	sh	sb-att	po	a	e	fld%
2025	.250	23-17	48	13	12	4	1	0	9	18	.375	15	10	13	1	.481	4	1	6-6	126	7	4	.971
TOTAL	.250	23-17	48	13	12	4	1	0	9	18	.375	15	10	13	1	.481	4	1	6-6	126	7	4	.971

#18 HENRY BROWN | INF | R-JR. | 6-4 | 208 | R/R | EVANSVILLE, IND.

Before WKU: Spent the last three seasons at Indiana State … Went to back-to-back NCAA Tournaments with the Sycamores, including a Super Regional appearance in 2023 … Appeared in 47 games with 33 starts and posted a .202 / .321 / .226 slash line in two seasons at Indiana State … Notched a pair of homers, four doubles and 19 RBI.

At Evansville Central HS: Lettered four times in baseball, twice in basketball and twice in tennis … Selected as the 2021 District Player of the Year … Named Academic All-City three times for baseball and basketball while being selected twice for tennis … Played for head coach Michael Goedde.

SEASON/CAREER BESTS

AT-BATS
Season 5 (3/2/25 vs. CMU)
Career 5 (3/2/25 vs. CMU)

HITS
Season 2 (3x, last 4/11/25 at LU)
Career 2 (3x, last 4/11/25 at LU)

DOUBLES
Season 2 (3/19/25 at EKU)
Career 2 (3/19/25 at EKU)

TRIPLES
Season -
Career -

HOME RUNS
Season 1 (3x, last 3/9/25 vs. AVL)
Career 1 (3x, last 3/9/25 vs. AVL)

RUNS
Season 2 (2x, last 3/3/25 at TTU)
Career 2 (2x, last 3/3/25 at TTU)

RBI
Season 2 (3x, last 3/25/25 at UE)
Career 2 (3x, last 3/25/25 at UE)

WALKS
Season 1 (4x, last 4/12/25 at LU)
Career 1 (4x, last 4/12/25 at LU)

HIT-BY-PITCH
Season 2 (4/6/25 at DBU)
Career 2 (4/6/25 at DBU)

STOLEN BASES
Season 1 (3/25/25 at UE)
Career 1 (3/25/25 at UE)

PUT-OUTS
Season 9 (2/23/25 vs. LAF)
Career 9 (2/23/25 vs. LAF)

ASSISTS
Season 6 (3/19/25 at EKU)
Career 6 (3/19/25 at EKU)

GAME-BY-GAME

Date	Opponent	Pos	AB	R	H	RBI	2B	3B	HR	BB	SB	CS	HBP	SAC	SF	GDP	K	PO	A	E	Avg
Feb 14	ILLINOIS STATE-1	*1b	4	0	1	0	0	0	0	1	0	0	0	0	0	0	1	7	0	0	.250
Feb 14	ILLINOIS STATE-2	1b	1	0	0	0	0	0	0	0	0	0	0	0	0	0	0	2	0	1	.200
Feb 23	LAFAYETTE-1	*1b	4	1	1	0	1	0	0	0	0	0	0	0	0	0	3	9	0	0	.222
Feb 24	at Murray State	*3b	2	0	1	0	0	0	0	0	0	0	0	0	0	0	1	2	1	0	.273
Feb 25	EASTERN KENTU	3b	1	0	0	0	0	0	0	0	0	0	0	0	0	0	0	0	0	0	.250
Feb 28	CENTRAL MICHIG	*2b/1	3	2	0	0	0	0	0	0	0	0	1	0	0	0	0	2	0	0	.200
Mar 02	CENTRAL MICHIG	*3b	5	1	2	1	0	0	1	0	0	0	0	0	0	0	0	0	3	0	.250
Mar 03	at Tennessee Tech	*3b	4	2	1	2	0	0	1	0	0	0	1	0	0	0	0	0	1	0	.250
Mar 08	UNC ASHEVILLE-	ph/1	2	0	0	1	0	0	0	0	0	0	0	0	0	0	0	2	0	0	.231
Mar 09	UNC ASHEVILLE	*2b	3	1	1	1	0	0	1	0	0	0	0	0	0	1	0	1	2	0	.241
Mar 11	SOUTHERN ILLIN	*1b	3	1	0	0	0	0	0	1	0	0	0	0	0	0	2	4	0	0	.219
Mar 14	UT MARTIN-1	3b	1	0	0	0	0	0	0	0	0	0	0	0	0	0	0	0	2	1	.212
Mar 14	UT MARTIN-2	ph/2	3	1	1	1	0	0	0	0	0	0	0	0	0	0	1	1	5	0	.222
Mar 16	UT MARTIN	*3b	2	1	0	0	0	0	0	0	0	0	1	0	0	0	0	1	1	1	.211
Mar 19	at Eastern Kentuck	*2b/3	5	0	2	2	2	0	0	0	0	0	0	0	0	0	2	1	6	0	.233
Mar 21	at Kennesaw State	1b	1	0	0	0	0	0	0	0	0	0	0	0	0	0	1	1	0	0	.227
Mar 22	at Kennesaw State	1b	0	0	0	0	0	0	0	0	0	0	0	1	0	0	0	3	0	0	.227
Mar 23	at Kennesaw State	ph	1	0	0	0	0	0	0	0	0	0	0	0	0	0	0	0	0	0	.222
Mar 25	at Univ. of Evansvil	*1b	3	1	1	2	0	0	0	1	1	0	0	0	0	0	1	4	0	0	.229
Mar 28	SAM HOUSTON	1b	1	0	0	0	0	0	0	0	0	0	0	0	0	0	0	5	0	0	.224
Mar 30	SAM HOUSTON	3b	1	1	1	0	0	0	0	0	0	0	0	0	0	0	0	0	0	0	.240
Apr 04	at DBU	*3b	3	0	0	0	0	0	0	0	0	0	0	0	0	0	1	2	4	0	.226
Apr 05	at DBU	*3b	4	1	1	0	0	0	0	0	0	0	0	0	0	0	2	0	3	0	.228
Apr 06	at DBU	*3b	2	0	0	0	0	0	0	0	0	0	2	0	0	0	0	0	3	0	.220
Apr 08	SOUTHERN INDIA	ph/1	2	0	0	0	0	0	0	0	0	0	0	0	0	0	1	2	0	0	.213
Apr 11	at Liberty	3b	0	0	0	0	0	0	0	0	0	0	1	0	0	0	0	0	1	0	.213
Apr 12	at Liberty	*3b	3	0	2	0	0	0	0	1	0	0	0	0	0	0	0	0	3	0	.234
Apr 13	at Liberty	*3b	3	1	1	0	0	0	0	0	0	0	0	0	0	0	0	2	1	0	.239
Totals		16gs	67	15	16	10	3	0	3	4	1	0	6	1	0	1	16	51	36	3	.239

On base pct. .338 • Slugging pct. .418

CAREER STATS

Year	avg	gp-gs	ab	r	h	2b	3b	hr	rbi	tb	slg%	bb	hbp	so	gdp	ob%	sf	sh	sb-att	po	a	e	fld%
2025	.239	29-16	67	15	16	3	0	3	10	28	.418	4	6	16	1	.338	0	1	1-1	51	36	3	.967
TOTAL	.239	29-16	67	15	16	3	0	3	10	28	.418	4	6	16	1	.338	0	1	1-1	51	36	3	.967

#19 TREYSON PETERS | RHP | SR. | 6-7 | 235 | R/R | COTTONWOOD, ARIZ.

Before WKU: Peters spent two seasons at Chandler-Gilbert CC from 2022-23 and one season at Gonzaga in 2024 … Appeared in 10 games in relief ... Went 1-0 and struck out 15 over 17.0 innings while collecting one save … Two-time First Team All-Academic at Chandler-Gilbert.

At Mingus Union HS: Lettered four times in baseball, four times in golf and three times in basketball … Named Second Team All-Region for baseball in 2021.

SEASON/CAREER HIGHS

LONGEST START
Season 5.2 (3/7/25 vs. AVL)
Career 5.2 (3/7/25 vs. AVL)

SHORTEST START
Season 1.2 (3/14/25 vs. UTM)
Career 1.2 (3/14/25 vs. UTM)

LONGEST RELIEF OUTING
Season 2.0 (2x, last 4/12/25 at LU)
Career 2.0 (2x, last 4/12/25 at LU)

STRIKEOUTS
Season 6 (2/28/25 vs. CMU)
Career 6 (2/28/25 vs. CMU)

WALKS
Season 4 (3/7/25 vs. AVL)
Career 4 (3/7/25 vs. AVL)

HITS
Season 5 (2x, last 2/28/25 vs. CMU)
Career 5 (2x, last 2/28/25 vs. CMU)

RUNS
Season 4 (2x, last 2/28/25 vs. CMU)
Career 4 (2x, last 2/28/25 vs. CMU)

EARNED RUNS
Season 4 (2/14/25 vs. ISU)
Career 4 (2/14/25 vs. ISU)

WILD PITCHES
Season 1 (2x, last 2/28/25 vs. CMU)
Career 1 (2x, last 2/28/25 vs. CMU)

HIT BY PITCHES
Season 1 (3/14/25 vs. UTM)
Career 1 (3/14/25 vs. UTM)

SCORELESS STREAK (IP)
Season 5.2 (3/7-14/25)
Career 5.2 (3/7-14/25)

PITCH COUNT
Season 91 (2/28/25 vs. CMU)
Career 91 (2/28/25 vs. CMU)

GAME-BY-GAME

Date	Opponent	GS	IP	H	R	ER	BB	SO	2B	3B	HR	WP	BK	HBP	IBB	Score	W-L	Sv	ERA	NP
Feb 14	ILLINOIS STATE-1	*	4.0	5	4	4	2	4	1	0	0	0	0	0	0	9-7	0-0	0	9.00	70
Feb 22	LAFAYETTE	*	4.2	3	2	2	2	4	0	0	1	1	0	0	0	5-2	0-0	0	6.23	59
Feb 28	CENTRAL MICHIG	*	5.1	5	4	2	3	6	0	1	0	1	0	0	0	9-4	0-0	0	5.14	91
Mar 07	UNC ASHEVILLE	*	5.2	2	0	0	4	5	0	0	0	0	0	0	0	12-0	1-0	0	3.66	85
Mar 14	UT MARTIN-1	*	1.2	2	3	3	3	1	0	0	0	0	0	1	0	12-5	1-0	0	4.64	46
Mar 22	at Kennesaw State		2.0	1	0	0	2	2	0	0	0	0	0	0	0	4-1	1-0	0	4.24	37
Mar 30	SAM HOUSTON		1.1	1	0	0	0	0	0	0	0	0	0	0	0	11-1	1-0	0	4.01	24
Apr 06	at DBU		1.0	2	2	2	1	1	0	0	1	0	0	0	0	1-5	1-0	0	4.56	21
Apr 12	at Liberty		2.0	1	0	0	0	5	0	0	0	0	0	0	0	4-2	2-0	0	4.23	23
Totals		5	27.2	22	15	13	17	28	1	1	2	2	0	1	0	67-27	2-0	0	4.23	-

CAREER STATS

Year	era	w-l	app	gs	cg	sho	sv	ip	h	r	er	bb	so	2b	3b	hr	bf	bavg	wp	hbp	bk	sfa	sha
2025	4.23	2-0	9	5	0	0/1	0	27.2	22	15	13	17	28	1	1	2	120	.232	2	1	0	2	4
TOTAL	4.23	2-0	9	5	0	0/1	0	27.2	22	15	13	17	28	1	1	2	120	.232	2	1	0	2	4

#20 LUCAS HARTMAN | RHP | SR. | 5-10 | 211 | R/R | BRADENTON, FLA.

Before WKU: Spent one season at Western Carolina, one season at Florida Southwestern State and one season at Florida Gulf Coast … Started eight of his 19 appearances on the mound at FGCU and finished with a 6-4 record … Posted a 5.72 ERA and recorded 60 strikeouts in 61.1 innings pitched while only allowing 25 walks … Made 21 appearances with two starts with Florida Southwestern in 2023 and finished with a 5-1 record with seven saves … Voted the 2023 Fireman of the Year, an award given to the Suncoast Conference's best relief pitcher.

At Inspiration Academy: Played for head coach Mario Jimenez.

SEASON/CAREER HIGHS

LONGEST START
Season -
Career -

SHORTEST START
Season -
Career -

LONGEST RELIEF OUTING
Season 4.0 (2/14/25 vs. ISU)
Career 4.0 (2/14/25 vs. ISU)

STRIKEOUTS
Season 7 (3/28/25 vs. SHSU)
Career 7 (3/28/25 vs. SHSU)

WALKS
Season 3 (4/4/25 at #17 DBU)
Career 3 (4/4/25 at #17 DBU)

HITS
Season 5 (2/14/25 vs. ISU)
Career 5 (2/14/25 vs. ISU)

RUNS
Season 3 (2/14/25 vs. ISU)
Career 3 (2/14/25 vs. ISU)

EARNED RUNS
Season 3 (2/14/25 vs. ISU)
Career 3 (2/14/25 vs. ISU)

WILD PITCHES
Season 1 (2x, last 3/28/25 vs. SHSU)
Career 1 (2x, last 3/28/25 vs. SHSU)

HIT BY PITCHES
Season 1 (3x, last 4/11/25 at LU)
Career 1 (3x, last 4/11/25 at LU)

SCORELESS STREAK (IP)
Season 14.1 (2/14-3/21/25)
Career 14.1 (2/14-3/21/25)

PITCH COUNT
Season 68 (2/14/25 vs. ISU)
Career 68 (2/14/25 vs. ISU)

GAME-BY-GAME

Date	Opponent	GS	IP	H	R	ER	BB	SO	2B	3B	HR	WP	BK	HBP	IBB	Score	W-L	Sv	ERA	NP
Feb 14	ILLINOIS STATE-1		4.0	5	3	3	1	3	0	0	1	0	0	0	0	9-7	1-0	0	6.75	68
Feb 23	LAFAYETTE-2		2.0	0	0	0	1	3	0	0	0	0	0	0	0	8-1	1-0	0	4.50	35
Feb 25	EASTERN KENTU		2.1	0	0	0	1	2	0	0	0	1	0	0	0	11-3	1-0	0	3.24	33
Mar 01	CENTRAL MICHIG		2.0	1	0	0	0	3	0	0	0	0	0	0	0	10-5	1-0	0	2.61	37
Mar 09	UNC ASHEVILLE		3.0	0	0	0	1	2	0	0	0	0	0	0	0	3-0	2-0	0	2.03	39
Mar 14	UT MARTIN-2		2.0	1	0	0	0	4	0	0	0	0	0	0	0	7-1	2-0	0	1.76	36
Mar 21	at Kennesaw State		2.1	1	1	1	0	3	0	0	1	0	0	1	0	8-9	2-0	0	2.04	36
Mar 28	SAM HOUSTON		3.1	1	0	0	0	7	0	0	0	1	0	0	0	6-0	2-0	1	1.71	52
Apr 01	at Vanderbilt	*	1.0	1	0	0	1	1	1	0	0	0	0	0	0	4-5	2-0	1	1.64	23
Apr 04	at DBU		2.2	0	0	0	3	3	0	0	0	0	0	1	0	4-3	3-0	1	1.46	56
Apr 11	at Liberty		3.2	4	1	1	2	3	0	0	0	0	0	1	0	6-2	3-0	2	1.59	64
Totals		1	28.1	14	5	5	10	34	1	0	2	2	0	3	0	76-36	3-0	2	1.59	-

CAREER STATS

Year	era	w-l	app	gs	cg	sho	sv	ip	h	r	er	bb	so	2b	3b	hr	bf	bavg	wp	hbp	bk	sfa	sha
2025	1.59	3-0	11	1	0	0/2	2	28.1	14	5	5	10	34	1	0	2	113	.141	2	3	0	0	1
TOTAL	1.59	3-0	11	1	0	0/2	2	28.1	14	5	5	10	34	1	0	2	113	.141	2	3	0	0	1

#21 DREW BARRAGAN | INF | JR. | 6-0 | 200 | R/R | TRABUCO CANYON, CALIF.

Before WKU: Spent the last three seasons at Embry-Riddle Aeronautical in Arizona … Started all of his 92 appearances for the Eagles and recorded a .366 / .426 / .678 slash line … Had 26 home runs, 37 doubles and 135 RBI from 2023-24 … Was named an NAIA First Team All-American and the Cal Pac Conference Defensive Player of the Year in 2024 … Was selected as the Cal Pac Conference Newcomer of the Year in 2023.

At Crean Lutheran HS: Lettered twice in baseball … Played for head coach Jake Haney.

SEASON/CAREER BESTS

AT-BATS
Season 5 (2/24/25 at MSU)
Career 5 (2/24/25 at MSU)

HITS
Season 2 (5x, last 4/8/25 vs. USI)
Career 2 (5x, last 4/8/25 vs. USI)

DOUBLES
Season 1 (2x, last 2/28/25 vs. CMU)
Career 1 (2x, last 2/28/25 vs. CMU)

TRIPLES
Season -
Career -

HOME RUNS
Season 1 (2x, last 3/23/25 at KSU)
Career 1 (2x, last 3/23/25 at KSU)

RUNS
Season 1 (5x, last 4/8/25 vs. USI)
Career 1 (5x, last 4/8/25 vs. USI)

RBI
Season 3 (2/23/25 vs. LAF)
Career 3 (2/23/25 vs. LAF)

WALKS
Season 1 (3x, last 3/23/25 at KSU)
Career 1 (3x, last 3/23/25 at KSU)

HIT-BY-PITCH
Season 1 (4/6/25 at #17 DBU)
Career 1 (4/6/25 at #17 DBU)

STOLEN BASES
Season 1 (3/22/25 at KSU)
Career 1 (3/22/25 at KSU)

PUT-OUTS
Season 4 (2/14/25 vs. ISU)
Career 4 (2/14/25 vs. ISU)

ASSISTS
Season 3 (4x, last 4/8/25 vs. USI)
Career 3 (4x, last 4/8/25 vs. USI)

GAME-BY-GAME

Date	Opponent	Pos	AB	R	H	RBI	2B	3B	HR	BB	SB	CS	HBP	SAC	SF	GDP	K	PO	A	E	Avg
Feb 14	ILLINOIS STATE-1	*ss	2	1	0	1	0	0	0	1	0	0	0	0	1	0	0	4	3	0	.000
Feb 14	ILLINOIS STATE-2	*ss	4	0	2	1	0	0	0	1	0	0	0	0	0	0	1	1	2	1	.333
Feb 22	LAFAYETTE	*ss	4	0	1	0	0	0	0	0	0	0	0	0	0	0	1	1	3	0	.300
Feb 23	LAFAYETTE-1	*ss	4	0	2	3	1	0	0	0	0	0	0	0	0	0	1	0	1	1	.357
Feb 23	LAFAYETTE-2	*ss	3	0	1	0	0	0	0	0	0	0	0	1	0	0	0	0	3	0	.353
Feb 24	at Murray State	*ss	5	0	0	0	0	0	0	0	0	0	0	0	0	0	0	3	1	0	.273
Feb 28	CENTRAL MICHIG	*ss	3	0	1	0	1	0	0	0	0	0	0	0	0	0	0	1	0	1	.280
Mar 08	UNC ASHEVILLE-	ph	1	0	1	0	0	0	0	0	0	0	0	0	0	0	0	0	0	0	.308
Mar 08	UNC ASHEVILLE-	ph	1	0	0	0	0	0	0	0	0	0	0	0	0	0	1	0	0	0	.296
Mar 14	UT MARTIN-2	*dh	4	0	2	0	0	0	0	0	0	0	0	0	0	0	0	0	0	0	.323
Mar 16	UT MARTIN	ph/3	1	0	0	0	0	0	0	0	0	0	0	0	0	0	0	0	0	0	.312
Mar 19	at Eastern Kentuck	*3b	3	0	1	1	0	0	0	0	0	0	0	0	0	0	0	0	0	0	.314
Mar 21	at Kennesaw State	ph	1	1	1	1	0	0	1	0	0	0	0	0	0	0	0	0	0	0	.333
Mar 22	at Kennesaw State	*2b	4	0	1	0	0	0	0	0	1	1	0	0	0	0	1	1	1	0	.325
Mar 23	at Kennesaw State	*2b	3	1	1	1	0	0	1	1	0	0	0	0	0	0	0	2	1	0	.326
Mar 25	at Univ. of Evansvil	*2b	4	0	1	0	0	0	0	0	0	0	0	0	0	0	1	2	2	0	.319
Mar 29	SAM HOUSTON	ph	1	0	1	0	0	0	0	0	0	0	0	0	0	0	0	0	0	0	.333
Mar 30	SAM HOUSTON	ph/2	1	0	0	0	0	0	0	0	0	0	0	0	0	0	0	0	0	0	.327
Apr 01	at Vanderbilt	ph/2	2	0	0	0	0	0	0	0	0	0	0	0	0	0	2	0	0	0	.314
Apr 05	at DBU	ph/d	2	1	2	0	0	0	0	0	0	0	0	0	0	0	0	0	0	0	.340
Apr 06	at DBU	*ss	3	0	1	1	0	0	0	0	0	0	1	0	0	0	0	1	2	0	.339
Apr 08	SOUTHERN INDIA	*3b	4	1	2	1	0	0	0	0	0	0	0	0	0	0	1	2	3	1	.350
Apr 11	at Liberty	*3b	4	1	1	0	0	0	0	0	0	0	0	0	0	0	0	0	0	1	.344
Apr 12	at Liberty	*dh	2	0	0	0	0	0	0	0	0	0	0	0	0	0	1	0	0	0	.333
Totals		16gs	66	6	22	10	2	0	2	3	1	1	1	1	1	0	10	18	22	5	.333

On base pct. .366 • Slugging pct. .455

CAREER STATS

Year	avg	gp-gs	ab	r	h	2b	3b	hr	rbi	tb	slg%	bb	hbp	so	gdp	ob%	sf	sh	sb-att	po	a	e	fld%
2025	.333	24-16	66	6	22	2	0	2	10	30	.455	3	1	10	0	.366	1	1	1-2	18	22	5	.889
TOTAL	.333	24-16	66	6	22	2	0	2	10	30	.455	3	1	10	0	.366	1	1	1-2	18	22	5	.889

#22 MILLER GREEN | RHP | FR. | 6-1 | 185 | R/R | PADUCAH, KY.

At McCracken County HS: Lettered four times in baseball … Struck out just eight times in 102 at-bats his senior year, the fewest ever in a varsity season … Only struck out 25 times in 246 at-bats from 9th-11th grade … Helped lead his team to a District and Regional Championship title three times, while also leading his team to the 2021 State Championship and 2022 State Semifinals … Perfect Game 2020-21 All-Tournament Team … 2021 Perfect Game MVP … 2021 JV Player of the Year … 2022 All-Region Team member … 2021 Perfect Game Mid-South World Series MVP … 2023 Mr. Kentucky Proud … 2020-24 KHSAA Academic All-State Team.

SEASON/CAREER HIGHS

LONGEST START	
Season	-
Career	-
SHORTEST START	
Season	-
Career	-
LONGEST RELIEF OUTING	
Season	-
Career	-
STRIKEOUTS	
Season	-
Career	-
WALKS	
Season	-
Career	-
HITS	
Season	-
Career	-
RUNS	
Season	-
Career	-
EARNED RUNS	
Season	-
Career	-
WILD PITCHES	
Season	-
Career	-
HIT BY PITCHES	
Season	-
Career	-
SCORELESS STREAK (IP)	
Season	-
Career	-
PITCH COUNT	
Season	-
Career	-

GAME-BY-GAME

CAREER STATS

#23 CALEB NIEHAUS | INF | JR. | 6-1 | 195 | R/R | EVANSVILLE, IND.

Before WKU: Spent 2023-24 at Southern Indiana … Started in 112 of the 114 games he appeared in and recorded a .274 / .339 / .384 slash line … Produced six home runs, 26 doubles and 77 RBI over two seasons … Selected to the OVC All-Freshman Team.

At Castle HS: Lettered four times in baseball and three times in basketball … Two-time SIAC First Team All-Conference … Helped lead his team to the 2019 Sectionals.

SEASON/CAREER BESTS

AT-BATS
Season 5 (3/2/25 vs. CMU)
Career 5 (3/2/25 vs. CMU)

HITS
Season 3 (3/25/25 at UE)
Career 3 (3/25/25 at UE)

DOUBLES
Season -
Career -

TRIPLES
Season -
Career -

HOME RUNS
Season -
Career -

RUNS
Season 3 (3/25/25 at UE)
Career 3 (3/25/25 at UE)

RBI
Season 2 (2x, last 3/25/25 at UE)
Career 2 (2x, last 3/25/25 at UE)

WALKS
Season 1 (2x, last 4/8/25 vs. USI)
Career 1 (2x, last 4/8/25 vs. USI)

HIT-BY-PITCH
Season 1 (3/16/25 vs. UTM)
Career 1 (3/16/25 vs. UTM)

STOLEN BASES
Season 3 (2x, last 4/8/25 vs. USI)
Career 3 (2x, last 4/8/25 vs. USI)

PUT-OUTS
Season 2 (4x, last 3/30/25 vs. SHSU)
Career 2 (4x, last 3/30/25 vs. SHSU)

ASSISTS
Season 6 (3/2/25 vs. CMU)
Career 6 (3/2/25 vs. CMU)

GAME-BY-GAME

Date	Opponent	Pos	AB	R	H	RBI	2B	3B	HR	BB	SB	CS	HBP	SAC	SF	GDP	K	PO	A	E	Avg
Feb 14	ILLINOIS STATE-2	*2b	2	0	0	0	0	0	0	0	0	0	0	0	0	0	1	0	1	0	.000
Feb 23	LAFAYETTE-1	*2b	2	1	0	0	0	0	0	1	1	0	0	0	0	0	1	1	1	0	.000
Feb 25	EASTERN KENTU	*ss	3	0	1	0	0	0	0	0	0	0	0	0	0	0	0	1	0	0	.143
Mar 01	CENTRAL MICHIG	*2b	4	1	1	0	0	0	0	0	0	0	0	0	0	0	0	2	2	1	.182
Mar 02	CENTRAL MICHIG	*2b	5	0	1	2	0	0	0	0	0	0	0	0	0	0	0	2	6	0	.188
Mar 03	at Tennessee Tech	ph	1	1	1	0	0	0	0	0	0	0	0	0	0	0	0	0	0	0	.235
Mar 07	UNC ASHEVILLE	ph/2	1	0	0	0	0	0	0	0	0	0	0	0	0	0	1	0	0	0	.222
Mar 08	UNC ASHEVILLE-	ph/2	2	0	0	0	0	0	0	0	0	0	0	0	0	0	2	0	0	0	.200
Mar 09	UNC ASHEVILLE	ph/ss	1	0	0	0	0	0	0	0	0	0	0	0	0	0	0	1	0	0	.190
Mar 11	SOUTHERN ILLIN	ss	1	0	1	1	0	0	0	0	0	0	0	0	0	0	0	0	1	0	.227
Mar 14	UT MARTIN-1	ph/2	2	0	0	0	0	0	0	0	0	0	0	0	0	0	1	1	0	0	.208
Mar 16	UT MARTIN	ss	0	0	0	0	0	0	0	0	0	0	1	0	0	0	0	0	2	0	.208
Mar 19	at Eastern Kentuck	2b	1	0	0	0	0	0	0	0	0	0	0	0	0	0	1	0	1	0	.200
Mar 25	at Univ. of Evansvil	*ss/3b	4	3	3	2	0	0	0	0	3	0	0	0	1	0	0	2	1	0	.276
Mar 28	SAM HOUSTON	2b	1	0	1	0	0	0	0	0	0	1	0	0	0	0	0	0	0	0	.300
Mar 29	SAM HOUSTON	pr/2b	1	1	0	0	0	0	0	0	0	0	0	0	0	0	0	0	0	0	.290
Mar 30	SAM HOUSTON	*2b	3	1	1	0	0	0	0	0	0	0	0	0	0	0	0	2	1	0	.294
Apr 08	SOUTHERN INDIA	pr/ss	0	1	0	0	0	0	0	1	3	0	0	0	0	0	0	0	3	0	.294
Totals		7gs	34	9	10	5	0	0	0	2	7	1	1	0	1	0	7	12	20	1	.294

On base pct. .342 • Slugging pct. .294

CAREER STATS

Year	avg	gp-gs	ab	r	h	2b	3b	hr	rbi	tb	slg%	bb	hbp	so	gdp	ob%	sf	sh	sb-att	po	a	e	fld%
2025	.294	21-7	34	9	10	0	0	0	5	10	.294	2	1	7	0	.342	1	0	7-8	12	20	1	.970
TOTAL	.294	21-7	34	9	10	0	0	0	5	10	.294	2	1	7	0	.342	1	0	7-8	12	20	1	.970



#24 HUNTER SMALL | RHP | R-JR. | 6-3 | 228 | R/R | OWENSBORO, KY.

2024 (Junior): Made seven appearances on the mound for WKU … Had six strikeouts in 6.1 innings pitched before going down with injury …Medically redshirted.

Before WKU: Played two seasons at Olney Central CC … Made 10 appearances and five starts on the mound in 2023 … Held a perfect 2-0 record with a 3.26 ERA in 30.1 innings of work while notching 26 strikeouts.

SEASON/CAREER HIGHS

LONGEST START
Season -
Career -

SHORTEST START
Season -
Career -

LONGEST RELIEF OUTING
Season 2.0 (2/24/25 at MSU)
Career 2.0 (2/24/25 at MSU)

STRIKEOUTS
Season 3 (2/24/25 at MSU)
Career 3 (2/24/25 at MSU)

WALKS
Season 2 (2x, last 3/19/25 at EKU)
Career 2 (5x, last 3/19/25 at EKU)

HITS
Season 3 (3/25/25 at UE)
Career 5 (2/23/24 vs. PFW)

RUNS
Season 4 (3/19/25 at EKU)
Career 4 (3/19/25 at EKU)

EARNED RUNS
Season 4 (3/19/25 at EKU)
Career 4 (3/19/25 at EKU)

WILD PITCHES
Season 1 (3x, last 3/25/25 at UE)
Career 1 (3x, last 3/25/25 at UE)

HIT BY PITCHES
Season 1 (3x, last 3/25/25 at UE)
Career 1 (5x, last 3/25/25 at UE)

SCORELESS STREAK (IP)
Season 2.0 (2/24-3/1/25)
Career 2.0 (2/24-3/1/25)

PITCH COUNT
Season 41 (3/19/25 at EKU)
Career 41 (3/19/25 at EKU)

GAME-BY-GAME

Date	Opponent	GS	IP	H	R	ER	BB	SO	2B	3B	HR	WP	BK	HBP	IBB	Score	W-L	Sv	ERA	NP
Feb 24	at Murray State		2.0	1	0	0	2	3	0	0	0	1	0	1	0	1-2	0-0	0	0.00	35
Mar 01	CENTRAL MICHIG		1.0	2	2	1	0	1	0	0	1	0	0	0	0	10-5	0-0	0	3.00	15
Mar 07	UNC ASHEVILLE		1.0	0	0	0	1	1	0	0	0	0	0	0	0	12-0	0-0	0	2.25	15
Mar 19	at Eastern Kentuck		1.1	2	4	4	2	1	0	0	0	1	0	1	0	14-8	0-0	0	8.44	41
Mar 25	at Univ. of Evansvil		1.0	3	3	3	1	1	0	0	0	1	0	1	0	13-3	0-0	0	11.37	31
Totals		0	6.1	8	9	8	6	7	0	0	1	3	0	3	0	50-18	0-0	0	11.37	-

CAREER STATS

Year	era	w-l	app	gs	cg	sho	sv	ip	h	r	er	bb	so	2b	3b	hr	bf	bavg	wp	hbp	bk	sfa	sha
2024	15.63	0-1	7	0	0	0/0	0	6.1	14	11	11	9	6	2	1	0	45	.467	0	2	1	2	2
2025	11.37	0-0	5	0	0	0/1	0	6.1	8	9	8	6	7	0	0	1	36	.296	3	3	0	0	0
TOTAL	13.50	0-1	12	0	0	0/1	0	12.2	22	20	19	15	13	2	1	1	81	.386	3	5	1	2	2

#25 CARLOS VASQUEZ | INF | R-JR. | 6-1 | 207 | R/R | BRAZIL

2024 (Junior): Medically redshirted.

Before WKU: Played two seasons at Wallace-Dothan CC … Appeared in 58 games and recorded a .430 / .498 / .612 slash line … Totaled 92 hits with 20 doubles, five triples, three home runs, 42 RBI and seven stolen bases.

SEASON/CAREER BESTS

AT-BATS
Season 6 (3/3/25 at TTU)
Career 6 (3/3/25 at TTU)

HITS
Season 3 (6x, last 4/11/25 at LU)
Career 3 (6x, last 4/11/25 at LU)

DOUBLES
Season 2 (2x, last 3/25/25 at UE)
Career 2 (2x, last 3/25/25 at UE)

TRIPLES
Season 1 (2/22/25 vs. LAF)
Career 1 (2/22/25 vs. LAF)

HOME RUNS
Season 1 (2x, last 4/8/25 vs. USI)
Career 1 (2x, last 4/8/25 vs. USI)

RUNS
Season 3 (3/11/25 vs. SIU)
Career 3 (3/11/25 vs. SIU)

RBI
Season 3 (2/28/25 vs. CMU)
Career 3 (2/28/25 vs. CMU)

WALKS
Season 2 (2x, last 3/23/25 at KSU)
Career 2 (2x, last 3/23/25 at KSU)

HIT-BY-PITCH
Season 2 (2/23/25 vs. LAF)
Career 2 (2/23/25 vs. LAF)

STOLEN BASES
Season 2 (2/22/25 vs. LAF)
Career 2 (2/22/25 vs. LAF)

PUT-OUTS
Season 14 (3/2/25 vs. CMU)
Career 14 (3/2/25 vs. CMU)

ASSISTS
Season 4 (2/22/25 vs. LAF)
Career 4 (2/22/25 vs. LAF)

GAME-BY-GAME

Date	Opponent	Pos	AB	R	H	RBI	2B	3B	HR	BB	SB	CS	HBP	SAC	SF	GDP	K	PO	A	E	Avg
Feb 14	ILLINOIS STATE-1	*3b	3	1	1	1	1	0	0	1	0	0	1	0	0	1	1	2	1	0	.333
Feb 14	ILLINOIS STATE-2	*3b	5	0	3	1	1	0	0	1	1	0	0	0	0	0	0	1	0	0	.500
Feb 22	LAFAYETTE	*3b	5	1	3	0	0	1	0	0	2	0	0	0	0	0	1	0	4	0	.538
Feb 23	LAFAYETTE-1	*3b	5	2	3	0	0	0	0	0	0	0	0	0	0	0	0	1	1	1	.556
Feb 23	LAFAYETTE-2	*3b	3	2	2	0	1	0	0	0	0	0	2	0	0	0	1	0	0	0	.571
Feb 24	at Murray State	*1b/3	3	0	0	1	0	0	0	1	0	0	0	0	1	0	0	4	1	0	.500
Feb 25	EASTERN KENTU	*3b	4	2	1	1	1	0	0	1	1	0	0	0	0	1	1	0	1	0	.464
Feb 28	CENTRAL MICHIG	*3b	3	1	2	3	1	0	0	1	0	1	1	0	0	0	0	1	0	0	.484
Feb 28	CENTRAL MICHIG	*3b	4	0	1	0	0	0	0	0	0	0	0	0	0	0	0	1	0	0	.457
Mar 01	CENTRAL MICHIG	*3b	5	1	1	0	0	0	0	0	0	0	0	0	0	0	0	0	2	1	.425
Mar 02	CENTRAL MICHIG	*1b	4	1	1	0	0	0	0	1	1	0	0	0	0	1	0	14	0	0	.409
Mar 03	at Tennessee Tech	*1b	6	1	2	2	1	0	0	0	0	0	0	0	0	0	0	6	0	0	.400
Mar 07	UNC ASHEVILLE	*3b	4	1	1	1	0	0	0	0	0	0	0	0	0	1	1	2	0	0	.389
Mar 08	UNC ASHEVILLE-	*3b	3	2	1	2	0	0	1	1	0	0	0	0	0	0	0	0	2	0	.386
Mar 08	UNC ASHEVILLE-	*3b	3	2	1	1	1	0	0	2	1	0	0	0	0	0	0	0	2	0	.383
Mar 09	UNC ASHEVILLE	*3b	4	2	3	0	1	0	0	0	0	0	0	0	0	0	0	0	2	0	.406
Mar 11	SOUTHERN ILLIN	*3b	3	3	1	2	0	0	0	0	0	0	1	0	1	0	0	0	0	0	.403
Mar 14	UT MARTIN-1	*3b	4	1	1	2	0	0	0	0	0	0	0	0	0	0	0	0	1	0	.394
Mar 14	UT MARTIN-2	*3b	3	0	0	0	0	0	0	1	0	0	0	0	0	0	1	0	2	0	.378
Mar 21	at Kennesaw State	*3b	5	2	2	2	2	0	0	0	0	0	0	0	0	0	1	0	0	0	.380
Mar 22	at Kennesaw State	*3b	4	0	2	1	0	0	0	0	1	0	0	0	0	0	1	1	3	1	.386
Mar 23	at Kennesaw State	*3b	2	0	0	0	0	0	0	2	0	0	0	0	0	0	1	1	3	0	.376
Mar 25	at Univ. of Evansvil	*3b	4	0	3	2	2	0	0	1	0	0	0	0	0	0	1	0	1	0	.393
Mar 28	SAM HOUSTON	*3b	4	0	0	0	0	0	0	0	0	0	0	0	0	0	0	0	3	0	.376
Mar 29	SAM HOUSTON	*3b	4	1	0	0	0	0	0	1	0	0	0	0	0	0	0	1	1	1	.361
Mar 30	SAM HOUSTON	*3b	4	2	2	0	1	0	0	0	0	0	0	0	0	0	0	1	0	0	.366
Apr 01	at Vanderbilt	*3b	5	2	2	0	0	0	0	0	0	0	0	0	0	0	0	0	3	1	.368
Apr 04	at DBU	*2b	3	1	1	0	0	0	0	1	0	0	0	0	0	0	2	0	3	0	.367
Apr 05	at DBU	*2b	5	2	2	0	0	0	0	0	0	0	0	0	0	0	2	0	2	0	.368
Apr 06	at DBU	*2b	4	0	2	0	0	0	0	0	0	0	0	1	0	0	0	0	3	0	.373
Apr 08	SOUTHERN INDIA	*of	1	2	1	1	0	0	1	1	0	0	1	0	0	0	0	3	0	0	.378
Apr 11	at Liberty	*of	5	1	3	0	0	0	0	0	0	0	0	0	0	0	1	0	0	0	.387
Apr 12	at Liberty	*of	5	0	1	0	0	0	0	0	0	0	0	0	0	0	0	2	0	0	.380
Apr 13	at Liberty	*of	4	0	1	1	0	0	0	0	0	1	0	0	0	1	0	4	0	0	.376
Totals		34gs	133	36	50	24	13	1	2	16	7	2	6	1	2	5	15	45	41	5	.376

On base pct. .459 • Slugging pct. .534

CAREER STATS

Year	avg	gp-gs	ab	r	h	2b	3b	hr	rbi	tb	slg%	bb	hbp	so	gdp	ob%	sf	sh	sb-att	po	a	e	fld%
2025	.376	34-34	133	36	50	13	1	2	24	71	.534	16	6	15	5	.459	2	1	7-9	45	41	5	.945
TOTAL	.376	34-34	133	36	50	13	1	2	24	71	.534	16	6	15	5	.459	2	1	7-9	45	41	5	.945

#26 TEPHEN MONTGOMERY | RHP | JR. | 6-5 | 201 | R/R | TAMPA, FLA.

Before WKU: Spent the 2023 season at Iowa Western CC and 2024 at Oregon State … Appeared in seven games for the Beavers and posted a 1-0 record with a 5.79 ERA … Struck out five in 4.2 innings of work while allowing three walks and three earned runs … Appeared in 10 games and made five starts at IWCC … Produced a 5.13 ERA and totaled a 3-1 record with 35 strikeouts in 26.1 frames.

At Bloomingdale HS & Plant HS: Lettered four times in baseball … Held a 4-1 record as a senior at Bloomingdale and posted a 2.31 ERA … Appeared in 10 games and struck out 60 batters in 33.1 innings … Appeared in five games as a junior at Plant High School in 2021 … Held a 1-1 record with a 2.14 ERA and struck out 12 in 16.1 frames.

SEASON/CAREER HIGHS

LONGEST START	
Season	-
Career	-
SHORTEST START	
Season	-
Career	-
LONGEST RELIEF OUTING	
Season	-
Career	-
STRIKEOUTS	
Season	-
Career	-
WALKS	
Season	-
Career	-
HITS	
Season	-
Career	-
RUNS	
Season	-
Career	-
EARNED RUNS	
Season	-
Career	-
WILD PITCHES	
Season	-
Career	-
HIT BY PITCHES	
Season	-
Career	-
SCORELESS STREAK (IP)	
Season	-
Career	-
PITCH COUNT	
Season	-
Career	-

GAME-BY-GAME

CAREER STATS

#27 ZACH LYLES | LHP | SO. | 6-2 | 220 | L/L | FAIRMOUNT, GA.

2024 (Freshman): Appeared in five games while making one start on the mound … Had one at-bat as the only two-way player for WKU … Struck out six batters in 7.2 innings while posting an 8.22 ERA … Had two strikeouts in 2.0 frames without allowing an earned run in his only start of the season against Bellarmine (4/10).

At Sonoraville HS: Lettered in baseball, basketball and football … Had a .414 batting average with eight home runs, 25 RBI and 25 stolen bases in his senior year to go along with a 0.91 ERA and 106 strikeouts in 54.2 innings pitched … Was named to the All-State First Team as a pitcher and All-State Second Team as an outfielder … Selected to the All-Region First Team three times.

SEASON/CAREER HIGHS

LONGEST START
Season -
Career 2.0 (4/10/24 vs. BELL)

SHORTEST START
Season -
Career 2.0 (4/10/24 vs. BELL)

LONGEST RELIEF OUTING
Season 3.1 (3/23/25 at KSU)
Career 3.1 (3/23/25 at KSU)

STRIKEOUTS
Season 3 (3x, last 4/12/25 at LU)
Career 3 (3x, last 4/12/25 at LU)

WALKS
Season 1 (6x, last 4/8/25 vs. USI)
Career 2 (4/23/24 at UofL)

HITS
Season 4 (3/23/25 at KSU)
Career 4 (3x, last 3/23/25 at KSU)

RUNS
Season 2 (4/8/25 vs. USI)
Career 4 (3/26/24 at MSU)

EARNED RUNS
Season 2 (4/8/25 vs. USI)
Career 4 (3/26/24 at MSU)

WILD PITCHES
Season -
Career 1 (2x, last 4/10/24 vs. BELL)

HIT BY PITCHES
Season 2 (3/29/25 vs. SHSU)
Career 2 (3/29/25 vs. SHSU)

SCORELESS STREAK (IP)
Season 2.0 (2x, last 3/9-14/25)
Career 2.0 (2x, last 3/9-14/25)

PITCH COUNT
Season 53 (3/23/25 at KSU)
Career 53 (3/23/25 at KSU)

GAME-BY-GAME

Date	Opponent	GS	IP	H	R	ER	BB	SO	2B	3B	HR	WP	BK	HBP	IBB	Score	W-L	Sv	ERA	NP
Feb 23	LAFAYETTE-1		0.2	0	0	0	0	1	0	0	0	0	0	0	0	9-3	0-0	0	0.00	9
Feb 24	at Murray State		2.2	1	1	1	1	3	0	0	0	0	0	1	1	1-2	0-0	0	2.70	35
Feb 28	CENTRAL MICHIG		1.0	0	0	0	1	2	0	0	0	0	0	0	0	2-0	0-0	0	2.08	18
Mar 02	CENTRAL MICHIG		3.0	2	1	1	1	3	0	0	1	0	0	0	0	8-4	1-0	0	2.45	36
Mar 09	UNC ASHEVILLE		1.0	0	0	0	1	2	0	0	0	0	0	0	0	3-0	1-0	0	2.16	15
Mar 11	SOUTHERN ILLIN		1.0	0	0	0	0	2	0	0	0	0	0	0	0	21-2	1-0	0	1.93	15
Mar 14	UT MARTIN-1		3.0	3	1	1	0	2	2	0	0	0	0	1	0	12-5	1-0	0	2.19	41
Mar 19	at Eastern Kentuck		0.2	1	0	0	0	1	0	0	0	0	0	0	0	14-8	1-0	0	2.08	13
Mar 23	at Kennesaw State		3.1	4	1	1	0	2	0	0	1	0	0	0	0	2-8	1-0	0	2.20	53
Mar 29	SAM HOUSTON		1.1	1	0	0	1	2	0	0	0	0	0	2	0	9-0	1-0	0	2.04	30
Apr 01	at Vanderbilt		1.0	1	1	1	0	2	0	0	1	0	0	0	0	4-5	1-0	0	2.41	17
Apr 05	at DBU		1.0	1	0	0	0	0	0	0	0	0	0	0	0	11-0	1-0	0	2.29	9
Apr 08	SOUTHERN INDIA		0.2	1	2	2	1	2	0	0	0	0	0	1	0	13-9	1-0	0	3.10	24
Apr 12	at Liberty		1.2	2	0	0	0	3	1	0	0	0	0	0	0	4-2	1-0	0	2.86	28
Totals		0	22.0	17	7	7	6	27	3	0	3	0	0	5	1	113-48	1-0	0	2.86	-

CAREER STATS

Year	era	w-l	app	gs	cg	sho	sv	ip	h	r	er	bb	so	2b	3b	hr	bf	bavg	wp	hbp	bk	sfa	sha
2024	8.22	0-0	5	1	0	0/0	0	7.2	15	9	7	4	6	3	0	0	41	.405	2	0	0	0	0
2025	2.86	1-0	14	0	0	0/4	0	22.0	17	7	7	6	27	3	0	3	90	.221	0	5	0	0	2
TOTAL	4.25	1-0	19	1	0	0/4	0	29.2	32	16	14	10	33	6	0	3	131	.281	2	5	0	0	2

#28 DOMINIC MONACO | LHP | FR. | 6-3 | 201 | L/L | ARRINGTON, TENN.

At Brentwood Academy: Lettered four times in baseball … Had an 0.86 ERA his senior season … Region Player of the Year … First Team All-State … Tennessee Mr. Baseball finalist … Tennessean Baseball Player of the Year.

SEASON/CAREER HIGHS

LONGEST START
Season -
Career -

SHORTEST START
Season -
Career -

LONGEST RELIEF OUTING
Season 1.2 (2/25/25 vs. EKU)
Career 1.2 (2/25/25 vs. EKU)

STRIKEOUTS
Season 3 (3/19/25 at EKU)
Career 3 (3/19/25 at EKU)

WALKS
Season 4 (3/19/25 at EKU)
Career 4 (3/19/25 at EKU)

HITS
Season 1 (2x, last 3/2/25 vs. CMU)
Career 1 (2x, last 3/2/25 vs. CMU)

RUNS
Season 2 (2x, last 3/19/25 at EKU)
Career 2 (2x, last 3/19/25 at EKU)

EARNED RUNS
Season 2 (2x, last 3/19/25 at EKU)
Career 2 (2x, last 3/19/25 at EKU)

WILD PITCHES
Season -
Career -

HIT BY PITCHES
Season -
Career -

SCORELESS STREAK (IP)
Season 0.1 (3/2-19/25)
Career 0.1 (3/2-19/25)

PITCH COUNT
Season 40 (3/19/25 at EKU)
Career 40 (3/19/25 at EKU)

GAME-BY-GAME

Date	Opponent	GS	IP	H	R	ER	BB	SO	2B	3B	HR	WP	BK	HBP	IBB	Score	W-L	Sv	ERA	NP
Feb 25	EASTERN KENTU		1.2	1	2	2	1	1	0	0	1	0	0	0	0	11-3	0-0	0	10.80	26
Mar 02	CENTRAL MICHIG		0.1	1	0	0	0	0	1	0	0	0	0	0	0	8-4	0-0	0	9.00	6
Mar 19	at Eastern Kentuck		1.1	0	2	2	4	3	0	0	0	0	0	0	0	14-8	0-0	0	10.80	40
Totals		0	3.1	2	4	4	5	4	1	0	1	0	0	0	0	33-15	0-0	0	10.80	-

CAREER STATS

Year	era	w-l	app	gs	cg	sho	sv	ip	h	r	er	bb	so	2b	3b	hr	bf	bavg	wp	hbp	bk	sfa	sha
2025	10.80	0-0	3	0	0	0/0	0	3.1	2	4	4	5	4	1	0	1	17	.182	0	0	0	0	1
TOTAL	10.80	0-0	3	0	0	0/0	0	3.1	2	4	4	5	4	1	0	1	17	.182	0	0	0	0	1

#30 KYLE HAYES | INF | SR. | 6-1 | 212 | R/R | WEST CHICAGO, ILL.

2024 (Junior): Appeared in 31 games while making 16 starts for WKU … Produced a .241 / .362 / .362 slash line … Recorded 14 hits with two home runs and one double while having 14 RBI and five runs scored … Hit home runs at Middle Tennessee and against New Mexico State … Went 2-for-4 with a home run, an RBI and two runs scored at Middle Tennessee (4/26).

Before WKU: Played two seasons at Kirkwood CC … Notched a .338 / .459 / .657 slash line in 112 games played … Recorded 128 hits with 28 doubles, 31 home runs and 122 RBI in two seasons for the Eagles.

SEASON/CAREER BESTS

AT-BATS
Season 4 (11x, last 4/12/25 at LU)
Career 4 (14x, last 4/12/25 at LU)

HITS
Season 3 (3/29/25 vs. SHSU)
Career 3 (3/29/25 vs. SHSU)

DOUBLES
Season 2 (2x, last 3/29/25 vs. SHSU)
Career 2 (2x, last 3/29/25 vs. SHSU)

TRIPLES
Season 1 (3/19/25 at EKU)
Career 1 (3/19/25 at EKU)

HOME RUNS
Season 1 (3x, last 3/30/25 vs. SHSU)
Career 1 (5x, last 3/30/25 vs. SHSU)

RUNS
Season 3 (3/19/25 at EKU)
Career 3 (3/19/25 at EKU)

RBI
Season 3 (2x, last 3/19/25 at EKU)
Career 3 (2x, last 3/19/25 at EKU)

WALKS
Season 2 (2/25/25 vs. EKU)
Career 2 (2x, last 2/25/25 vs. EKU)

HIT-BY-PITCH
Season 1 (4x, last 3/30/25 vs. SHSU)
Career 1 (5x, last 3/30/25 vs. SHSU)

STOLEN BASES
Season 1 (2x, last 4/11/25 at LU)
Career 1 (2x, last 4/11/25 at LU)

PUT-OUTS
Season 11 (2x, last 2/23/25 vs. LAF)
Career 11 (2x, last 2/23/25 vs. LAF)

ASSISTS
Season 2 (2x, last 3/30/25 vs. SHSU)
Career 2 (2x, last 3/30/25 vs. SHSU)

GAME-BY-GAME

Date	Opponent	Pos	AB	R	H	RBI	2B	3B	HR	BB	SB	CS	HBP	SAC	SF	GDP	K	PO	A	E	Avg
Feb 14	ILLINOIS STATE-2	*1b	3	2	1	0	1	0	0	1	0	0	0	0	0	0	0	3	0	0	.333
Feb 22	LAFAYETTE	*1b	4	0	1	0	0	0	0	0	0	0	0	0	0	0	0	11	0	0	.286
Feb 23	LAFAYETTE-2	*1b	4	1	1	1	0	0	1	0	0	0	1	0	0	0	3	11	0	0	.273
Feb 24	at Murray State	ph/1	3	0	1	0	0	0	0	0	1	0	0	0	0	0	2	3	0	0	.286
Feb 25	EASTERN KENTU	*1b	3	1	2	1	1	0	1	2	0	0	0	0	0	0	0	7	1	1	.353
Feb 28	CENTRAL MICHIG	*1b	3	1	1	0	1	0	0	1	0	0	0	0	0	0	0	1	1	0	.350
Feb 28	CENTRAL MICHIG	*1b	3	0	0	0	0	0	0	0	0	0	1	0	0	0	1	4	1	0	.304
Mar 08	UNC ASHEVILLE-	ph/1	2	1	1	3	0	0	0	1	0	0	0	0	0	0	0	2	0	0	.320
Mar 09	UNC ASHEVILLE	*1b	4	0	0	0	0	0	0	0	0	0	0	0	0	1	1	9	2	0	.276
Mar 11	SOUTHERN ILLIN	ph/1	1	0	0	0	0	0	0	0	0	0	0	0	0	0	0	2	0	0	.267
Mar 14	UT MARTIN-1	*1b	4	1	1	2	0	0	0	0	0	0	0	0	0	0	0	10	1	0	.265
Mar 14	UT MARTIN-2	*1b	3	0	1	2	0	0	0	1	0	0	0	0	0	0	0	10	0	0	.270
Mar 16	UT MARTIN	*1b	3	0	2	2	2	0	0	1	0	0	0	0	0	0	0	6	1	1	.300
Mar 19	at Eastern Kentuck	*1b	4	3	2	3	0	1	0	1	0	0	1	0	0	0	1	7	0	0	.318
Mar 21	at Kennesaw State	*1b	2	1	0	0	0	0	0	1	0	0	0	0	0	0	1	3	0	0	.304
Mar 23	at Kennesaw State	*1b	2	0	1	0	0	0	0	0	0	0	0	0	0	0	0	5	0	0	.312
Mar 25	at Univ. of Evansvil	1b	2	0	0	0	0	0	0	0	0	0	0	0	0	0	2	2	0	0	.300
Mar 29	SAM HOUSTON	*1b	4	2	3	1	2	0	0	0	0	0	0	0	0	0	0	9	1	0	.333
Mar 30	SAM HOUSTON	*1b	4	1	2	2	1	0	1	0	0	0	1	0	0	0	1	4	2	0	.345
Apr 01	at Vanderbilt	*1b	2	0	0	1	0	0	0	1	0	0	0	0	1	0	1	8	0	1	.333
Apr 04	at DBU	*1b	4	0	2	1	0	0	0	0	0	0	0	0	0	0	1	9	0	0	.344
Apr 05	at DBU	*1b	3	0	2	2	1	0	0	1	0	0	0	0	0	0	0	7	0	0	.358
Apr 06	at DBU	*1b	4	0	1	0	0	0	0	0	0	0	0	1	0	0	2	10	1	0	.352
Apr 08	SOUTHERN INDIA	*1b	3	2	1	1	1	0	0	0	0	0	0	0	0	1	0	4	0	0	.351
Apr 11	at Liberty	*1b	4	1	1	0	0	0	0	1	1	0	0	0	0	0	0	9	1	0	.346
Apr 12	at Liberty	*1b	4	1	1	0	1	0	0	0	0	0	0	0	0	0	1	4	0	0	.341
Apr 13	at Liberty	*1b	3	1	1	0	1	0	0	0	0	0	0	0	0	0	0	5	1	0	.341
Totals		23gs	85	19	29	22	12	1	3	12	2	0	4	1	1	2	17	165	13	3	.341

On base pct. .441 • Slugging pct. .612

CAREER STATS

Year	avg	gp-gs	ab	r	h	2b	3b	hr	rbi	tb	slg%	bb	hbp	so	gdp	ob%	sf	sh	sb-att	po	a	e	fld%
2024	.241	31-16	58	5	14	1	0	2	10	21	.362	10	1	12	2	.362	0	1	0-0	8	0	2	.800
2025	.341	27-23	85	19	29	12	1	3	22	52	.612	12	4	17	2	.441	1	1	2-2	165	13	3	.983
TOTAL	.301	58-39	143	24	43	13	1	5	32	73	.510	22	5	29	4	.409	1	2	2-2	173	13	5	.974

#31 THOMAS MARSALA | INF | JR. | 6-3 | 204 | L/R | MONROE, LA.

2025 D1Baseball Top 50 Impact JUCO Transfers (48)

Before WKU: Spent the 2023 season at Baton Rouge CC and the 2024 season at Hinds CC … Started all of his 53 appearances for the Eagles and totaled a .387 / .472 / .639 slash line … Had 11 home runs, 12 doubles, two triples and 51 RBI … Second Team All-American, All-MAAC and All-Region at Hinds CC.

At St. Frederick HS: Lettered in baseball and football … Notched a .491 batting average his senior season … Two-time All-State Team member in baseball and football.

SEASON/CAREER BESTS

AT-BATS
Season 5 (3x, last 3/29/25 vs. SHSU)
Career 5 (3x, last 3/29/25 vs. SHSU)

HITS
Season 3 (3/1/25 vs. CMU)
Career 3 (3/1/25 vs. CMU)

DOUBLES
Season 1 (4x, last 3/30/25 vs. SHSU)
Career 1 (4x, last 3/30/25 vs. SHSU)

TRIPLES
Season 1 (2x, last 4/8/25 vs. USI)
Career 1 (2x, last 4/8/25 vs. USI)

HOME RUNS
Season 1 (3x, last 3/28/25 vs. SHSU)
Career 1 (3x, last 3/28/25 vs. SHSU)

RUNS
Season 3 (3/8/25 vs. AVL)
Career 3 (3/8/25 vs. AVL)

RBI
Season 4 (3/8/25 vs. AVL)
Career 4 (3/8/25 vs. AVL)

WALKS
Season 2 (2x, last 3/8/25 vs. AVL)
Career 2 (2x, last 3/8/25 vs. AVL)

HIT-BY-PITCH
Season 1 (2x, last 4/8/25 vs. USI)
Career 1 (2x, last 4/8/25 vs. USI)

STOLEN BASES
Season 1 (4/13/25 at LU)
Career 1 (4/13/25 at LU)

PUT-OUTS
Season 5 (3/28/25 vs. SHSU)
Career 5 (3/28/25 vs. SHSU)

ASSISTS
Season 1 (3/28/25 vs. SHSU)
Career 1 (3/28/25 vs. SHSU)

GAME-BY-GAME

Date	Opponent	Pos	AB	R	H	RBI	2B	3B	HR	BB	SB	CS	HBP	SAC	SF	GDP	K	PO	A	E	Avg
Feb 14	ILLINOIS STATE-2	ph	1	0	0	0	0	0	0	0	0	0	0	0	0	0	0	0	0	0	.000
Feb 23	LAFAYETTE-1	ph/d	2	0	0	0	0	0	0	0	0	0	0	0	0	0	2	0	0	0	.000
Feb 25	EASTERN KENTU	*dh	5	1	2	2	0	0	1	0	0	0	0	0	0	0	0	0	0	0	.250
Mar 01	CENTRAL MICHIG	*dh	4	1	3	1	1	0	0	0	0	0	0	0	0	0	0	0	0	0	.417
Mar 02	CENTRAL MICHIG	*dh	3	1	1	2	0	0	0	0	0	0	1	0	1	0	1	0	0	0	.400
Mar 03	at Tennessee Tech	*dh	4	1	1	2	0	0	0	0	0	0	0	0	0	1	1	0	0	0	.368
Mar 07	UNC ASHEVILLE	*dh	2	1	1	3	0	0	0	2	0	0	0	0	0	0	1	0	0	0	.381
Mar 08	UNC ASHEVILLE-	*dh	1	1	1	1	1	0	0	2	0	0	0	0	0	0	0	0	0	0	.409
Mar 08	UNC ASHEVILLE-	*dh	4	3	2	4	0	0	0	0	0	0	0	0	1	0	1	0	0	0	.423
Mar 09	UNC ASHEVILLE	*dh	4	0	0	0	0	0	0	0	0	0	0	0	0	0	1	0	0	0	.367
Mar 11	SOUTHERN ILLIN	*of	3	1	2	1	0	1	0	1	0	0	0	0	0	0	0	0	0	0	.394
Mar 14	UT MARTIN-1	*dh	5	2	2	0	0	0	0	0	0	0	0	0	0	0	0	0	0	0	.395
Mar 14	UT MARTIN-2	*of	3	2	1	0	0	0	0	1	0	0	0	0	0	0	2	1	0	0	.390
Mar 16	UT MARTIN	*dh	4	2	2	3	0	0	1	1	0	0	0	0	0	0	0	0	0	0	.400
Mar 19	at Eastern Kentuck	ph/of	2	0	0	0	0	0	0	0	0	0	0	0	0	0	0	0	0	0	.383
Mar 21	at Kennesaw State	*dh	3	0	1	1	0	0	0	1	0	0	0	0	0	0	1	0	0	0	.380
Mar 22	at Kennesaw State	*dh	3	0	0	0	0	0	0	1	0	0	0	0	0	0	1	0	0	0	.358
Mar 23	at Kennesaw State	ph	2	0	1	0	0	0	0	0	0	1	0	0	0	0	1	0	0	0	.364
Mar 25	at Univ. of Evansvil	*of	3	2	2	1	1	0	0	0	0	0	0	0	1	0	1	0	0	0	.379
Mar 28	SAM HOUSTON	*1b	3	1	1	3	0	0	1	0	0	0	0	0	0	0	0	5	1	0	.377
Mar 29	SAM HOUSTON	*dh	5	0	2	0	0	0	0	0	0	0	0	0	0	0	1	0	0	0	.379
Mar 30	SAM HOUSTON	*dh	4	2	2	2	1	0	0	1	0	0	0	0	0	0	0	0	0	0	.386
Apr 01	at Vanderbilt	*dh	3	0	0	0	0	0	0	0	0	0	0	0	0	0	2	0	0	0	.370
Apr 04	at DBU	*dh	4	0	1	0	0	0	0	0	0	0	0	0	0	0	1	0	0	0	.364
Apr 05	at DBU	*dh	3	0	1	0	0	0	0	0	0	0	0	0	0	0	1	0	0	0	.363
Apr 06	at DBU	*of	2	0	0	0	0	0	0	0	0	0	0	0	0	0	1	0	0	0	.354
Apr 08	SOUTHERN INDIA	*dh	4	1	1	2	0	1	0	0	0	0	1	0	0	0	0	0	0	0	.349
Apr 11	at Liberty	*dh	2	0	0	0	0	0	0	0	0	0	1	0	0	0	0	0	0	0	.341
Apr 12	at Liberty	ph	1	0	0	0	0	0	0	0	0	0	0	0	0	0	1	0	0	0	.337
Apr 13	at Liberty	*dh	3	1	0	0	0	0	0	0	1	0	0	0	0	0	0	0	0	0	.326
Totals		25gs	92	23	30	28	4	2	3	10	1	1	3	0	3	1	20	6	1	0	.326

On base pct. .398 • Slugging pct. .511

CAREER STATS

Year	avg	gp-gs	ab	r	h	2b	3b	hr	rbi	tb	slg%	bb	hbp	so	gdp	ob%	sf	sh	sb-att	po	a	e	fld%
2025	.326	30-25	92	23	30	4	2	3	28	47	.511	10	3	20	1	.398	3	0	1-2	6	1	0	1.000
TOTAL	.326	30-25	92	23	30	4	2	3	28	47	.511	10	3	20	1	.398	3	0	1-2	6	1	0	1.000

#32 JOE SIERVO | OF | JR. | 6-0 | 195 | R/R | CHESTERFIELD, MO.

Before WKU: Spent two seasons at Jefferson College … Appeared in 44 games and posted a .379 batting average with three home runs, 30 RBI and 15 stolen bases … Named First Team All-Region.

At Parkway Central HS: Lettered four times in baseball, three times in basketball and once in football … 2022 Army Male Scholar Athlete of the Year … Two-time First Team All-Conference in baseball … All-District and All-Conference for basketball in 2021 … Helped lead his team to back-to-back district titles in 2021 and 2022.

SEASON/CAREER BESTS

AT-BATS
Season 4 (2x, last 3/19/25 at EKU)
Career 4 (2x, last 3/19/25 at EKU)

HITS
Season 2 (2x, last 3/28/25 vs. SHSU)
Career 2 (2x, last 3/28/25 vs. SHSU)

DOUBLES
Season 1 (2x, last 3/19/25 at EKU)
Career 1 (2x, last 3/19/25 at EKU)

TRIPLES
Season 1 (3/28/25 vs. SHSU)
Career 1 (3/28/25 vs. SHSU)

HOME RUNS
Season 1 (2x, last 3/8/25 vs. AVL)
Career 1 (2x, last 3/8/25 vs. AVL)

RUNS
Season 3 (3/8/25 vs. AVL)
Career 3 (3/8/25 vs. AVL)

RBI
Season 4 (3/7/25 vs. AVL)
Career 4 (3/7/25 vs. AVL)

WALKS
Season 3 (3/25/25 at UE)
Career 3 (3/25/25 at UE)

HIT-BY-PITCH
Season 1 (3x, last 4/6/25 at #17 DBU)
Career 1 (3x, last 4/6/25 at #17 DBU)

STOLEN BASES
Season 2 (3/8/25 vs. AVL)
Career 2 (3/8/25 vs. AVL)

PUT-OUTS
Season 5 (2/28/25 vs. CMU)
Career 5 (2/28/25 vs. CMU)

ASSISTS
Season -
Career -

GAME-BY-GAME

Date	Opponent	Pos	AB	R	H	RBI	2B	3B	HR	BB	SB	CS	HBP	SAC	SF	GDP	K	PO	A	E	Avg
Feb 14	ILLINOIS STATE-2	of	2	0	0	0	0	0	0	0	0	0	1	0	0	0	1	0	0	0	.000
Feb 23	LAFAYETTE-2	*of	4	1	1	0	0	0	0	0	0	0	0	0	0	0	2	0	0	0	.167
Feb 24	at Murray State	ph/of	1	0	0	0	0	0	0	1	0	0	0	0	0	0	0	2	0	0	.143
Feb 25	EASTERN KENTU	of	2	0	1	0	1	0	0	0	0	0	0	0	0	0	0	1	0	0	.222
Feb 28	CENTRAL MICHIG	*of	3	0	1	1	0	0	0	1	0	0	0	0	0	0	0	5	0	0	.250
Mar 01	CENTRAL MICHIG	ph/of	1	0	0	0	0	0	0	0	0	0	0	0	0	0	0	0	0	0	.231
Mar 03	at Tennessee Tech	*of	3	1	1	1	0	0	0	1	0	0	0	1	0	0	0	4	0	0	.250
Mar 07	UNC ASHEVILLE	*of	3	1	1	4	0	0	1	1	0	0	0	0	0	0	0	0	0	0	.263
Mar 08	UNC ASHEVILLE-	*of	3	3	2	3	0	0	1	2	2	0	0	0	0	0	1	0	0	0	.318
Mar 09	UNC ASHEVILLE	*of	2	0	0	0	0	0	0	1	0	0	0	0	0	0	2	1	0	0	.292
Mar 11	SOUTHERN ILLIN	ph/of	1	1	1	1	0	0	0	2	1	0	0	0	0	0	0	1	0	0	.320
Mar 14	UT MARTIN-1	*of	2	1	1	0	0	0	0	1	0	0	0	0	0	0	1	1	0	0	.333
Mar 16	UT MARTIN	of	0	0	0	0	0	0	0	0	0	0	1	0	0	0	0	1	0	0	.333
Mar 19	at Eastern Kentuck	*of	4	1	1	0	1	0	0	0	0	0	0	0	0	0	2	1	0	0	.323
Mar 23	at Kennesaw State	ph/of	1	0	0	0	0	0	0	0	0	0	0	0	0	0	1	0	0	0	.312
Mar 25	at Univ. of Evansvil	of	0	1	0	0	0	0	0	3	1	0	0	0	0	0	0	0	0	0	.312
Mar 28	SAM HOUSTON	*of/of	3	0	2	1	0	1	0	0	1	0	0	0	0	0	0	0	0	0	.343
Mar 29	SAM HOUSTON	*of/of	2	1	0	0	0	0	0	2	0	0	0	0	0	0	1	1	0	0	.324
Mar 30	SAM HOUSTON	*of	3	0	1	0	0	0	0	0	0	0	0	0	0	0	0	3	0	0	.325
Apr 01	at Vanderbilt	ph	0	0	0	0	0	0	0	1	0	0	0	0	0	0	0	0	0	0	.325
Apr 04	at DBU	*of	3	0	0	0	0	0	0	1	0	0	0	0	0	0	1	1	0	0	.302
Apr 05	at DBU	*of	3	0	1	1	0	0	0	0	0	1	0	0	0	0	2	0	0	0	.304
Apr 06	at DBU	of	1	1	0	0	0	0	0	1	0	0	1	0	0	0	1	2	0	0	.298
Apr 08	SOUTHERN INDIA	ph/of	2	0	0	0	0	0	0	0	0	0	0	0	0	0	1	0	0	0	.286
Apr 11	at Liberty	ph	1	0	1	0	0	0	0	0	1	0	0	0	0	0	0	0	0	0	.300
Totals		13gs	50	13	15	12	2	1	2	18	7	1	3	1	0	0	16	24	0	0	.300

On base pct. .507 • Slugging pct. .500

CAREER STATS

Year	avg	gp-gs	ab	r	h	2b	3b	hr	rbi	tb	slg%	bb	hbp	so	gdp	ob%	sf	sh	sb-att	po	a	e	fld%
2025	.300	29-13	50	13	15	2	1	2	12	25	.500	18	3	16	0	.507	0	1	7-8	24	0	0	1.000
TOTAL	.300	29-13	50	13	15	2	1	2	12	25	.500	18	3	16	0	.507	0	1	7-8	24	0	0	1.000

#33 RYAN WIDEMAN | OF | JR. | 6-5 | 204 | R/R | MARIETTA, GA.

Perfect Game Midseason All-American First Team
D1Baseball Midseason All-American Second Team
Golden Spikes Award Midseason Watch List
CUSA Hitter of the Week (March 18, 2025)
D1Baseball Top 50 Impact JUCO Transfers (4)
D1Baseball MLB Draft Top 150 College Prospects (74)

Before WKU: Spent two seasons at Georgia Highlands College … Made 115 appearances and recorded a .423 / .488 / .724 slash line with 22 home runs, 39 doubles and 117 RBI … Third Team All-American in 2023 … First Team All-American in 2024 … Ranked sixth nationally in stolen bases with 48 in 2024.

At Walton HS: Lettered twice in baseball and once in basketball … Helped lead his team to the Perfect Game 18U WWBA Championship title … Perfect Game 18U WWBA Tournament MVP.

SEASON/CAREER BESTS

AT-BATS
Season 6 (3/11/25 vs. SIU)
Career 6 (3/11/25 vs. SIU)

HITS
Season 5 (3/19/25 at EKU)
Career 5 (3/19/25 at EKU)

DOUBLES
Season 2 (2x, last 4/12/25 at LU)
Career 2 (2x, last 4/12/25 at LU)

TRIPLES
Season 1 (5x, last 3/28/25 vs. SHSU)
Career 1 (5x, last 3/28/25 vs. SHSU)

HOME RUNS
Season 1 (6x, last 3/22/25 at KSU)
Career 1 (6x, last 3/22/25 at KSU)

RUNS
Season 4 (3/19/25 at EKU)
Career 4 (3/19/25 at EKU)

RBI
Season 9 (3/11/25 vs. SIU)
Career 9 (3/11/25 vs. SIU)

WALKS
Season 2 (3/3/25 at TTU)
Career 2 (3/3/25 at TTU)

HIT-BY-PITCH
Season 1 (4x, last 3/28/25 vs. SHSU)
Career 1 (4x, last 3/28/25 vs. SHSU)

STOLEN BASES
Season 4 (3/19/25 at EKU)
Career 4 (3/19/25 at EKU)

PUT-OUTS
Season 6 (4/1/25 at #23 VU)
Career 6 (4/1/25 at #23 VU)

ASSISTS
Season -
Career -

GAME-BY-GAME

Date	Opponent	Pos	AB	R	H	RBI	2B	3B	HR	BB	SB	CS	HBP	SAC	SF	GDP	K	PO	A	E	Avg
Feb 14	ILLINOIS STATE-1	*of	5	0	0	1	0	0	0	0	0	0	0	0	0	0	2	3	0	0	.000
Feb 14	ILLINOIS STATE-2	*of	5	0	1	0	0	0	0	0	0	0	0	0	0	0	0	2	0	0	.100
Feb 22	LAFAYETTE	*of	3	1	1	1	0	1	0	0	0	0	1	0	0	0	1	2	0	0	.154
Feb 23	LAFAYETTE-1	*of	5	0	3	2	0	0	0	0	2	1	0	0	0	0	0	1	0	0	.278
Feb 23	LAFAYETTE-2	*of	4	2	2	2	0	0	1	0	2	0	0	0	1	0	0	1	0	0	.318
Feb 24	at Murray State	*of	5	0	1	0	1	0	0	0	0	0	0	0	0	0	2	1	0	0	.296
Feb 25	EASTERN KENTU	*of	5	3	4	3	0	0	1	0	2	0	0	0	0	0	0	4	0	0	.375
Feb 28	CENTRAL MICHIG	*of	4	2	2	1	1	0	0	0	0	0	0	0	1	0	1	5	0	0	.389
Feb 28	CENTRAL MICHIG	*of	4	0	2	0	0	0	0	0	0	1	0	0	0	0	1	1	0	0	.400
Mar 01	CENTRAL MICHIG	*of	5	2	3	2	1	1	1	0	0	0	0	0	0	0	1	1	0	0	.422
Mar 02	CENTRAL MICHIG	*of	4	2	2	0	1	0	0	1	0	0	0	0	0	0	1	2	0	0	.429
Mar 03	at Tennessee Tech	*of	3	1	2	0	0	0	0	2	1	0	0	0	0	0	0	4	0	0	.442
Mar 07	UNC ASHEVILLE	*of	2	2	1	0	0	0	0	1	2	1	1	0	0	0	1	0	0	0	.444
Mar 08	UNC ASHEVILLE-	*of	3	1	0	0	0	0	0	1	0	0	0	0	0	0	1	0	0	0	.421
Mar 08	UNC ASHEVILLE-	*of	5	3	2	2	0	0	0	0	2	0	0	0	0	0	0	3	0	0	.419
Mar 09	UNC ASHEVILLE	*of	2	0	2	1	1	0	0	1	0	0	1	0	0	0	0	2	0	0	.438
Mar 11	SOUTHERN ILLIN	*of	6	2	4	9	1	1	1	0	1	0	0	0	0	0	1	1	0	0	.457
Mar 14	UT MARTIN-1	*of	5	2	3	2	2	1	0	0	1	0	0	0	0	0	1	3	0	0	.467
Mar 14	UT MARTIN-2	*of	5	2	3	0	1	0	0	0	0	0	0	0	0	0	0	0	0	0	.475
Mar 16	UT MARTIN	*of	5	0	1	0	1	0	0	0	0	0	0	0	0	0	1	1	0	0	.459
Mar 19	at Eastern Kentuck	*of	5	4	5	3	1	0	1	1	4	0	0	0	0	0	0	1	0	0	.489
Mar 21	at Kennesaw State	*of	4	1	1	2	0	0	0	1	2	0	0	0	0	0	2	1	0	1	.479
Mar 22	at Kennesaw State	*of	3	1	1	1	0	0	1	1	0	1	0	0	0	0	1	2	0	0	.474
Mar 23	at Kennesaw State	*of	4	0	1	0	0	0	0	0	0	0	0	0	0	0	1	2	0	0	.465
Mar 25	at Univ. of Evansvil	*of	3	0	0	0	0	0	0	0	0	0	0	0	0	0	3	3	0	0	.452
Mar 28	SAM HOUSTON	*of	3	2	1	1	0	1	0	0	2	0	1	0	0	0	0	3	0	0	.449
Mar 29	SAM HOUSTON	*of	4	2	2	1	0	0	0	0	3	1	0	0	0	0	0	2	0	0	.450
Mar 30	SAM HOUSTON	*of	5	2	3	2	1	0	0	0	1	1	0	0	0	0	0	3	0	0	.457
Apr 01	at Vanderbilt	*of	5	1	2	1	0	0	0	0	0	1	0	0	0	0	1	6	0	0	.455
Apr 04	at DBU	*of	4	0	1	0	0	0	0	0	0	0	0	0	0	0	1	4	0	0	.448
Apr 05	at DBU	*of	4	3	3	2	1	0	0	1	0	0	0	0	0	0	0	2	0	0	.457
Apr 06	at DBU	*of	4	0	1	0	0	0	0	1	0	0	0	0	0	0	0	3	0	0	.451
Apr 08	SOUTHERN INDIA	*of	2	2	1	1	1	0	0	1	2	0	0	0	0	0	0	1	0	0	.452
Apr 11	at Liberty	*of	5	1	2	1	1	0	0	0	0	0	0	0	0	0	1	4	0	0	.450
Apr 12	at Liberty	*of	4	1	2	0	2	0	0	0	0	0	0	0	0	0	1	1	0	0	.451
Apr 13	at Liberty	*of	4	0	1	0	0	0	0	0	1	1	0	0	0	0	1	0	0	0	.446
Totals		36gs	148	45	66	41	17	5	6	12	28	8	4	0	2	0	26	75	0	1	.446

On base pct. .494 • Slugging pct. .750

CAREER STATS

Year	avg	gp-gs	ab	r	h	2b	3b	hr	rbi	tb	slg%	bb	hbp	so	gdp	ob%	sf	sh	sb-att	po	a	e	fld%
2025	.446	36-36	148	45	66	17	5	6	41	111	.750	12	4	26	0	.494	2	0	28-36	75	0	1	.987
TOTAL	.446	36-36	148	45	66	17	5	6	41	111	.750	12	4	26	0	.494	2	0	28-36	75	0	1	.987

#34 LUKE WRIGHT | LHP | JR. | 6-4 | 233 | L/L | ST. LOUIS, MO.

Before WKU: Spent two years at Heartland CC … Appeared in 16 games and made 13 starts on the mound with a 7-2 record … Held a 4.61 ERA in 56.2 innings of work with 69 strikeouts over two years … Helped lead his team to the 2023 NJCAA DII National Championship title.

At Parkway West HS: Lettered four times in basketball and three times in baseball … Two-time All-Conference for baseball and once for basketball … Played for baseball coach Andrew Jett and basketball coach John Wright, his father.

SEASON/CAREER HIGHS

LONGEST START
Season -
Career -

SHORTEST START
Season -
Career -

LONGEST RELIEF OUTING
Season 1.1 (2/24/25 at MSU)
Career 1.1 (2/24/25 at MSU)

STRIKEOUTS
Season 2 (3/25/25 at UE)
Career 2 (3/25/25 at UE)

WALKS
Season -
Career -

HITS
Season 3 (4/8/25 vs. USI)
Career 3 (4/8/25 vs. USI)

RUNS
Season 4 (4/8/25 vs. USI)
Career 4 (4/8/25 vs. USI)

EARNED RUNS
Season -
Career -

WILD PITCHES
Season 1 (2/24/25 at MSU)
Career 1 (2/24/25 at MSU)

HIT BY PITCHES
Season 1 (2/24/25 at MSU)
Career 1 (2/24/25 at MSU)

SCORELESS STREAK (IP)
Season 1.0 (3/11/25 vs. SIU)
Career 1.0 (3/11/25 vs. SIU)

PITCH COUNT
Season 22 (4/8/25 vs. USI)
Career 22 (4/8/25 vs. USI)

GAME-BY-GAME

Date	Opponent	GS	IP	H	R	ER	BB	SO	2B	3B	HR	WP	BK	HBP	IBB	Score	W-L	Sv	ERA	NP
Feb 24	at Murray State		1.1	1	1	0	0	1	0	0	0	1	0	1	0	1-2	0-1	0	0.00	21
Mar 11	SOUTHERN ILLIN		1.0	2	0	0	0	0	0	0	0	0	0	0	0	21-2	0-1	0	0.00	11
Mar 25	at Univ. of Evansvil		1.0	0	0	0	0	2	0	0	0	0	0	0	0	13-3	0-1	0	0.00	20
Apr 08	SOUTHERN INDIA		0.1	3	4	0	0	1	0	0	1	0	0	0	0	13-9	0-1	0	0.00	22
Totals		0	3.2	6	5	0	0	4	0	0	1	1	0	1	0	48-16	0-1	0	0.00	-

CAREER STATS

Year	era	w-l	app	gs	cg	sho	sv	ip	h	r	er	bb	so	2b	3b	hr	bf	bavg	wp	hbp	bk	sfa	sha
2025	0.00	0-1	4	0	0	0/0	0	3.2	6	5	0	0	4	0	0	1	21	.300	1	1	0	0	0
TOTAL	0.00	0-1	4	0	0	0/0	0	3.2	6	5	0	0	4	0	0	1	21	.300	1	1	0	0	0

#35 DREW WHALEN | RHP | SO. | 6-1 | 206 | R/R | FRANKLIN, TENN.

2024 Conference USA All-Freshman Team

2024 (Freshman): Appeared in 16 games while making eight starts on the mound for the Hilltoppers … Posted a 2-3 record with a 5.25 ERA … Had 25 strikeouts in 36.0 innings pitched while holding opponents to a .220 batting average … Earned wins against Purdue Fort Wayne (2/24) and Liberty (4/20) … Had four strikeouts in 4.2 frames while allowing just one run against Purdue Fort Wayne (2/24) … Named to the Conference USA All-Freshman Team.

At Franklin HS: Lettered in baseball and bowling … Named 2022 District MVP … 2022 and 2023 Team MVP.

SEASON/CAREER HIGHS

LONGEST START
Season 6.2 (3/29/25 vs. SHSU)
Career 6.2 (3/29/25 vs. SHSU)

SHORTEST START
Season 3.0 (4/6/25 at #17 DBU)
Career 0.0 (4/23/24 at Louisville)

LONGEST RELIEF OUTING
Season -
Career 4.2 (2/24/24 vs. PFW)

STRIKEOUTS
Season 10 (3/29/25 vs. SHSU)
Career 10 (3/29/25 vs. SHSU)

WALKS
Season 4 (2x, last 3/29/25 vs. SHSU)
Career 4 (2x, last 3/29/25 vs. SHSU)

HITS
Season 6 (2x, last 3/14/25 vs. UTM)
Career 6 (2x, last 3/14/25 vs. UTM)

RUNS
Season 3 (3/1/25 vs. CMU)
Career 5 (4/23/24 at UofL)

EARNED RUNS
Season 2 (4x, last 4/6/25 at #17 DBU)
Career 5 (4/23/24 at UofL)

WILD PITCHES
Season 2 (4/13/25 at LU)
Career 2 (4/13/25 at LU)

HIT BY PITCHES
Season 3 (3/1/25 vs. CMU)
Career 3 (3/1/25 vs. CMU)

SCORELESS STREAK (IP)
Season 12.1 (3/22-4/6/25)
Career 12.1 (3/22-4/6/25)

PITCH COUNT
Season 112 (3/29/25 vs. SHSU)
Career 112 (3/29/25 vs. SHSU)

GAME-BY-GAME

Date	Opponent	GS	IP	H	R	ER	BB	SO	2B	3B	HR	WP	BK	HBP	IBB	Score	W-L	Sv	ERA	NP
Feb 14	ILLINOIS STATE-2	*	4.1	5	2	2	0	8	2	0	0	1	0	0	0	4-3	0-0	0	4.15	75
Feb 23	LAFAYETTE-1	*	5.0	2	1	1	1	8	1	0	0	1	0	0	0	9-3	1-0	0	2.89	64
Mar 01	CENTRAL MICHIG	*	5.0	6	3	2	0	9	1	0	0	0	0	3	0	10-5	2-0	0	3.14	84
Mar 08	UNC ASHEVILLE-	*	5.2	5	2	2	1	7	1	0	0	0	0	0	0	8-2	3-0	0	3.15	87
Mar 14	UT MARTIN-2	*	5.0	6	1	1	1	3	1	0	0	0	0	0	0	7-1	4-0	0	2.88	74
Mar 22	at Kennesaw State	*	5.2	3	0	0	4	6	0	0	0	0	0	0	0	4-1	5-0	0	2.35	97
Mar 29	SAM HOUSTON	*	6.2	3	0	0	4	10	1	0	0	0	0	0	0	9-0	6-0	0	1.93	112
Apr 06	at DBU	*	3.0	2	2	2	2	0	1	0	0	0	0	1	0	1-5	6-1	0	2.23	60
Apr 13	at Liberty	*	6.0	2	0	0	2	6	0	0	0	2	0	0	0	4-3	7-1	0	1.94	89
Totals		9	46.1	34	11	10	15	57	8	0	0	4	0	4	0	56-23	7-1	0	1.94	-

CAREER STATS

Year	era	w-l	app	gs	cg	sho	sv	ip	h	r	er	bb	so	2b	3b	hr	bf	bavg	wp	hbp	bk	sfa	sha
2024	5.25	2-3	16	8	0	0/0	0	36.0	29	25	21	19	25	7	0	2	164	.220	1	6	0	2	5
2025	1.94	7-1	9	9	0	0/1	0	46.1	34	11	10	15	57	8	0	0	193	.201	4	4	0	1	4
TOTAL	3.39	9-4	25	17	0	0/1	0	82.1	63	36	31	34	82	15	0	2	357	.209	5	10	0	3	9

#37 COLE HEATH | RHP | R-SR. | 6-3 | 215 | R/R | HENDERSONVILLE, TENN.

2024 NCBWA Stopper of the Year Watch List

2024 (Redshirt Junior): Appeared in 19 games on the mound … Posted a record of 1-1 and a career-best, 3.49 ERA … Had 18 strikeouts in 28.1 innings … Earned a win against New Mexico State in the CUSA Championships (5/23) … Struck out two batters in a career-long 3.2 frames without allowing a run against New Mexico State (5/16) … Named to the NCBWA Stopper of the Year Preseason Watch List.

2023 (Redshirt Sophomore): Appeared in 15 games with one start on the mound for the Hilltoppers … Notched a record of 2-0 with a 5.26 ERA in 25.2 innings pitched … Recorded 18 strikeouts and a .243 opponent batting average … Earned wins against Belmont (3/7) and CUSA Champion Charlotte (4/30).

2022 (Redshirt Freshman): Appeared in 11 games … Posted a 7.47 ERA and struck out 11 batters in 15.2 innings.

2021 (Freshman): Redshirted.

SEASON/CAREER HIGHS

LONGEST START
Season 3.0 (2x, last 3/3/25 at TTU)
Career 3.0 (2x, last 3/3/25 at TTU)

SHORTEST START
Season 3.0 (2x, last 3/3/25 at TTU)
Career 2.1 (3/17/23 at MTSU)

LONGEST RELIEF OUTING
Season 0.1 (3/7/25 vs. AVL)
Career 3.2 (2x, last 5/16/24 vs. NMSU)

STRIKEOUTS
Season 2 (2/24/25 at MSU)
Career 3 (3x, last 4/26/24 at MTSU)

WALKS
Season -
Career 2 (6x, last 5/16/24 vs. NMSU)

HITS
Season 3 (3/3/25 at TTU)
Career 8 (3/17/23 at MTSU)

RUNS
Season 2 (3/3/25 at TTU)
Career 6 (3/17/23 at MTSU)

EARNED RUNS
Season 2 (3/3/25 at TTU)
Career 4 (3/17/23 at MTSU)

WILD PITCHES
Season -
Career 1 (9x, last 5/25/24 vs. #24 DBU)

HIT BY PITCHES
Season 1 (2x, last 4/1/25 at #23 VU)
Career 1 (9x, last 4/1/25 at #23 VU)

SCORELESS STREAK (IP)
Season 3.0 (2/24-3/2/25)
Career 6.0 (5/16-25/24)

PITCH COUNT
Season 38 (3/3/25 at TTU)
Career 52 (5/16/24 vs. NMSU)

GAME-BY-GAME

Date	Opponent	GS	IP	H	R	ER	BB	SO	2B	3B	HR	WP	BK	HBP	IBB	Score	W-L	Sv	ERA	NP
Feb 24	at Murray State	*	3.0	1	0	0	0	2	1	0	0	0	0	0	0	1-2	0-0	0	0.00	31
Mar 03	at Tennessee Tech	*	3.0	3	2	2	0	1	0	0	1	0	0	1	0	15-4	0-0	0	3.00	38
Mar 07	UNC ASHEVILLE		0.1	0	0	0	0	0	0	0	0	0	0	0	0	12-0	0-0	0	2.84	3
Apr 01	at Vanderbilt		0.1	0	0	0	0	0	0	0	0	0	0	1	0	4-5	0-0	0	2.70	7
Totals		2	6.2	4	2	2	0	3	1	0	1	0	0	2	0	32-11	0-0	0	2.70	-

CAREER STATS

Year	era	w-l	app	gs	cg	sho	sv	ip	h	r	er	bb	so	2b	3b	hr	bf	bavg	wp	hbp	bk	sfa	sha
2022	7.47	0-0	11	0	0	0/0	0	15.2	24	17	13	5	11	6	0	2	81	.353	3	4	0	1	3
2023	5.26	2-0	15	1	0	0/0	2	25.2	25	22	15	12	18	7	0	4	119	.243	5	1	0	1	2
2024	3.49	1-1	19	0	0	0/0	0	28.1	27	12	11	12	18	4	1	3	122	.252	1	2	0	0	1
2025	2.70	0-0	4	2	0	0/1	0	6.2	4	2	2	0	3	1	0	1	25	.182	0	2	0	0	1
TOTAL	4.83	3-1	49	3	0	0/1	2	76.1	80	53	41	29	50	18	1	10	347	.267	9	9	0	2	7

#38 LUKE LEVERTON | RHP | SR. | 6-1 | 227 | R/R | RICHMOND, IND.

2024 (Junior): Appeared in 10 games on the mound for WKU … Posted a 2-0 record with a 3.37 ERA and one save … Had eight strikeouts in 10.2 innings … Earned wins against Southern Indiana (3/19) and Bellarmine (5.7) … Had two strikeouts in 2.0 innings without allowing a run and claimed a save in a win over Purdue Fort Wayne (2/24).

Before WKU: Played two seasons at Wabash Valley CC … Started three of his 22 appearances and totaled a 4-4 record on the mound … Notched a 3.98 ERA in 52.0 innings pitched in two seasons … Recorded 58 strikeouts while only allowing 17 walks and 23 earned runs.

SEASON/CAREER HIGHS

LONGEST START
Season -
Career -

SHORTEST START
Season -
Career -

LONGEST RELIEF OUTING
Season 1.0 (3/25/25 at UE)
Career 2.0 (2/24/24 vs. PFW)

STRIKEOUTS
Season 2 (3/25/25 at UE)
Career 2 (2x, last 4/10/24 vs. BELL)

WALKS
Season -
Career 2 (4/10/24 vs. BELL)

HITS
Season 1 (3/25/25 at UE)
Career 2 (4x, last 5/11/24 at LA Tech)

RUNS
Season -
Career 3 (5/11/24 at LA Tech)

EARNED RUNS
Season -
Career 2 (5/11/24 at LA Tech)

WILD PITCHES
Season -
Career 1 (3x, last 4/10/24 vs. BELL)

HIT BY PITCHES
Season -
Career 1 (5/11/24 at LA Tech)

SCORELESS STREAK (IP)
Season 1.0 (3/25/25 at UE)
Career 6.0 (2/20-3/10/24)

PITCH COUNT
Season 18 (3/25/25 at UE)
Career 34 (4/10/24 vs. BELL)

GAME-BY-GAME

Date	Opponent	GS	IP	H	R	ER	BB	SO	2B	3B	HR	WP	BK	HBP	IBB	Score	W-L	Sv	ERA	NP
Mar 25	at Univ. of Evansvil		1.0	1	0	0	0	2	0	0	0	0	0	0	0	13-3	0-0	0	0.00	18
Totals		0	1.0	1	0	0	0	2	0	0	0	0	0	0	0	13-3	0-0	0	0.00	-

CAREER STATS

Year	era	w-l	app	gs	cg	sho	sv	ip	h	r	er	bb	so	2b	3b	hr	bf	bavg	wp	hbp	bk	sfa	sha
2024	3.38	2-0	10	0	0	0/0	1	10.2	10	6	4	5	8	3	0	1	48	.263	3	1	0	1	3
2025	0.00	0-0	1	0	0	0/0	0	1.0	1	0	0	0	2	0	0	0	4	.250	0	0	0	0	0
TOTAL	3.09	2-0	11	0	0	0/0	1	11.2	11	6	4	5	10	3	0	1	52	.262	3	1	0	1	3

#39 AARON ROBINSON | LHP | FR. | 6-4 | 220 | L/L | LAWRENCEBURG, KY.

At Anderson County HS: Lettered four times in baseball … Threw over 100 innings in high school … First Team All-Region member … First Team All-District … Participated in the 2022 PBR Futures Game.

SEASON/CAREER HIGHS

LONGEST START
Season -
Career -

SHORTEST START
Season -
Career -

LONGEST RELIEF OUTING
Season -
Career -

STRIKEOUTS
Season -
Career -

WALKS
Season -
Career -

HITS
Season -
Career -

RUNS
Season -
Career -

EARNED RUNS
Season -
Career -

WILD PITCHES
Season -
Career -

HIT BY PITCHES
Season -
Career -

SCORELESS STREAK (IP)
Season -
Career -

PITCH COUNT
Season -
Career -

GAME-BY-GAME

CAREER STATS

#41 TAYLOR PENN | RHP | FR. | 6-5 | 200 | R/R | VERSAILLES, KY.

At Woodford County HS: Lettered four times in baseball and twice in basketball … Appeared in 12 games, made one start and posted a 7-1 record … Posted a 0.40 ERA in 52 innings with 89 strikeouts in his senior year … Produced a batting average of .400 … 8th Region Player of the Year … All-State First Team … Two-time All-Region … Three-time All-District … Helped lead his team to the Region Championship and state final four in his sophomore season … Selected in the 20th round, 694th overall by the Pittsburgh Pirates in the 2024 MLB Draft.

SEASON/CAREER HIGHS

LONGEST START
Season 3.0 (2x, last 3/25/25 at UE)
Career 3.0 (2x, last 3/25/25 at UE)

SHORTEST START
Season 3.0 (2x, last 3/25/25 at UE)
Career 3.0 (2x, last 3/25/25 at UE)

LONGEST RELIEF OUTING
Season 3.1 (4/1/25 at #23 VU)
Career 3.1 (4/1/25 at #23 VU)

STRIKEOUTS
Season 3 (3x, last 3/25/25 at UE)
Career 3 (3x, last 3/25/25 at UE)

WALKS
Season 2 (3/19/25 at EKU)
Career 2 (3/19/25 at EKU)

HITS
Season 3 (4x, last 4/6/25 at #17 DBU)
Career 3 (4x, last 4/6/25 at #17 DBU)

RUNS
Season 3 (3/2/25 vs. CMU)
Career 3 (3/2/25 vs. CMU)

EARNED RUNS
Season 3 (3/2/25 vs. CMU)
Career 3 (3/2/25 vs. CMU)

WILD PITCHES
Season -
Career -

HIT BY PITCHES
Season -
Career -

SCORELESS STREAK (IP)
Season 6.1 (3/25-4/6/25)
Career 6.1 (3/25-4/6/25)

PITCH COUNT
Season 55 (3/19/25 at EKU)
Career 55 (3/19/25 at EKU)

GAME-BY-GAME

Date	Opponent	GS	IP	H	R	ER	BB	SO	2B	3B	HR	WP	BK	HBP	IBB	Score	W-L	Sv	ERA	NP
Feb 25	EASTERN KENTU		2.0	1	0	0	0	3	0	0	0	0	0	0	0	11-3	1-0	0	0.00	26
Mar 02	CENTRAL MICHIG		0.1	3	3	3	0	0	1	0	0	0	0	0	0	8-4	1-0	0	11.57	12
Mar 19	at Eastern Kentuck	*	3.0	3	1	1	2	3	1	0	1	0	0	0	0	14-8	1-0	0	6.75	55
Mar 25	at Univ. of Evansvil	*	3.0	3	0	0	0	3	1	0	0	0	0	0	0	13-3	2-0	0	4.32	48
Apr 01	at Vanderbilt		3.1	0	0	0	1	0	0	0	0	0	0	0	0	4-5	2-0	0	3.09	38
Apr 06	at DBU		3.0	3	1	0	0	2	1	0	0	0	0	0	0	1-5	2-0	0	2.45	35
Apr 13	at Liberty		1.0	0	0	0	0	1	0	0	0	0	0	0	0	4-3	2-0	0	2.30	17
Totals		2	15.2	13	5	4	3	12	4	0	1	0	0	0	0	55-31	2-0	0	2.30	-

CAREER STATS

Year	era	w-l	app	gs	cg	sho	sv	ip	h	r	er	bb	so	2b	3b	hr	bf	bavg	wp	hbp	bk	sfa	sha
2025	2.30	2-0	7	2	0	0/0	0	15.2	13	5	4	3	12	4	0	1	61	.224	0	0	0	0	0
TOTAL	2.30	2-0	7	2	0	0/0	0	15.2	13	5	4	3	12	4	0	1	61	.224	0	0	0	0	0

#43 MAX WINDERS | RHP | FR. | 6-5 | 223 | R/R | CARMEL, IND.

At Carmel HS: Lettered three times in baseball and once in basketball … Appeared 13 times while making three starts during his senior year … Posted a 1.66 ERA in 50.2 innings of work with 44 strikeouts.

SEASON/CAREER HIGHS

LONGEST START
Season -
Career -

SHORTEST START
Season -
Career -

LONGEST RELIEF OUTING
Season 1.2 (2/25/25 vs. EKU)
Career 1.2 (2/25/25 vs. EKU)

STRIKEOUTS
Season -
Career -

WALKS
Season 1 (2/25/25 vs. EKU)
Career 1 (2/25/25 vs. EKU)

HITS
Season 2 (2/25/25 vs. EKU)
Career 2 (2/25/25 vs. EKU)

RUNS
Season -
Career -

EARNED RUNS
Season -
Career -

WILD PITCHES
Season -
Career -

HIT BY PITCHES
Season -
Career -

SCORELESS STREAK (IP)
Season 1.2 (2/25/25-Pres.)
Career 1.2 (2/25/25-Pres.)

PITCH COUNT
Season 26 (2/25/25 vs. EKU)
Career 26 (2/25/25 vs. EKU)

GAME-BY-GAME

Date	Opponent	GS	IP	H	R	ER	BB	SO	2B	3B	HR	WP	BK	HBP	IBB	Score	W-L	Sv	ERA	NP
Feb 25	EASTERN KENTU		1.2	2	0	0	1	0	1	0	0	0	0	0	0	11-3	0-0	0	0.00	26
Totals		0	1.2	2	0	0	1	0	1	0	0	0	0	0	0	11-3	0-0	0	0.00	-

CAREER STATS

Year	era	w-l	app	gs	cg	sho	sv	ip	h	r	er	bb	so	2b	3b	hr	bf	bavg	wp	hbp	bk	sfa	sha
2025	0.00	0-0	1	0	0	0/0	0	1.2	2	0	0	1	0	1	0	0	7	.333	0	0	0	0	0
TOTAL	0.00	0-0	1	0	0	0/0	0	1.2	2	0	0	1	0	1	0	0	7	.333	0	0	0	0	0

#44 GAVIN PERRY | RHP | SR. | 6-5 | 265 | R/R | OCEANSIDE, CALIF.

Before WKU: Spent the 2022 season at San Diego Christian College before transferring to Eastern New Mexico for two years … Started all 12 of his appearances on the mound and finished 2024 with a 7-4 record … Posted a 5.13 ERA and recorded 66 strikeouts in 72.0 innings of work … All-LSC Third Team.

At The Rock Academy: Lettered in baseball.

SEASON/CAREER HIGHS

LONGEST START
Season 4.0 (3x, last 4/8/25 vs. USI)
Career 4.0 (3x, last 4/8/25 vs. USI)

SHORTEST START
Season 1.1 (2/25/25 vs. EKU)
Career 1.1 (2/25/25 vs. EKU)

LONGEST RELIEF OUTING
Season 2.2 (3/30/25 vs. SHSU)
Career 2.2 (3/30/25 vs. SHSU)

STRIKEOUTS
Season 4 (4/8/25 vs. USI)
Career 4 (4/8/25 vs. USI)

WALKS
Season 2 (2x, last 3/14/25 vs. UTM)
Career 2 (2x, last 3/14/25 vs. UTM)

HITS
Season 5 (3/23/25 at KSU)
Career 5 (3/23/25 at KSU)

RUNS
Season 4 (3/23/25 at KSU)
Career 4 (3/23/25 at KSU)

EARNED RUNS
Season 2 (3/23/25 at KSU)
Career 2 (3/23/25 at KSU)

WILD PITCHES
Season -
Career -

HIT BY PITCHES
Season 1 (3/2/25 vs. CMU)
Career 1 (3/2/25 vs. CMU)

SCORELESS STREAK (IP)
Season 8.0 (3/2-14/25)
Career 8.0 (3/2-14/25)

PITCH COUNT
Season 53 (3/9/25 vs. AVL)
Career 53 (3/9/25 vs. AVL)

GAME-BY-GAME

Date	Opponent	GS	IP	H	R	ER	BB	SO	2B	3B	HR	WP	BK	HBP	IBB	Score	W-L	Sv	ERA	NP
Feb 25	EASTERN KENTU	*	1.1	1	1	1	2	2	1	0	0	0	0	0	0	11-3	0-0	0	6.75	32
Mar 02	CENTRAL MICHIG	*	4.0	2	0	0	0	0	0	0	0	0	0	1	0	8-4	0-0	0	1.69	46
Mar 09	UNC ASHEVILLE	*	4.0	1	0	0	0	3	0	0	0	0	0	0	0	3-0	0-0	0	0.96	53
Mar 14	UT MARTIN-1		2.1	3	1	1	2	2	0	0	0	0	0	0	0	12-5	1-0	0	1.54	51
Mar 23	at Kennesaw State	*	2.0	5	4	2	0	1	4	0	0	0	0	0	0	2-8	1-1	0	2.63	41
Mar 30	SAM HOUSTON		2.2	3	1	1	1	1	0	0	0	0	0	0	0	11-1	1-1	0	2.76	35
Apr 08	SOUTHERN INDIA	*	4.0	1	0	0	0	4	0	0	0	0	0	0	0	13-9	2-1	0	2.21	43
Totals		5	20.1	16	7	5	5	13	5	0	0	0	0	1	0	60-30	2-1	0	2.21	-

CAREER STATS

Year	era	w-l	app	gs	cg	sho	sv	ip	h	r	er	bb	so	2b	3b	hr	bf	bavg	wp	hbp	bk	sfa	sha
2025	2.21	2-1	7	5	0	0/1	0	20.1	16	7	5	5	13	5	0	0	81	.216	0	1	0	0	1
TOTAL	2.21	2-1	7	5	0	0/1	0	20.1	16	7	5	5	13	5	0	0	81	.216	0	1	0	0	1

#45 CAL HIGGINS | LHP | SR. | 6-5 | 245 | R/R | KEARNEY, NEB.

2025 NCBWA Stopper of the Year Watch List

2024 (Junior): Made 22 appearances on the mound … Posted a 3-0 record with a 3.18 ERA … Had 29 strikeouts in 34.0 innings pitched while holding opponents to a .218 batting average … Earned wins against West Virginia (3/2), Milwaukee (3/10) and SEMO (3/17) … Went eight consecutive appearances without allowing an earned run … Had eight strikeouts in 11.1 frames in that span … Named to the College Sports Communicator's Academic All-District Team.

2023 (Sophomore): Made 18 appearances with four starts on the mound for the Hilltoppers … Produced a 9.58 ERA with 22 strikeouts in 20.2 innings of work … Notched a career-high 3.1 innings pitched in the Conference USA Championships against No. 1-seeded Dallas Baptist (5/27).

Before WKU: Made 12 appearances with one start at Iowa Western CC … Had 14 strikeouts in nine innings pitched with a 4.00 ERA.

SEASON/CAREER HIGHS

LONGEST START
Season -
Career 3.1 (5/27/23 vs. #19 DBU)

SHORTEST START
Season -
Career 1.0 (3x, last 4/25/23 at APSU)

LONGEST RELIEF OUTING
Season 4.0 (2/22/25 vs. LAF)
Career 4.0 (2x, last 2/22/25 vs. LAF)

STRIKEOUTS
Season 6 (2/14/25 vs. ISU)
Career 6 (2/14/25 vs. ISU)

WALKS
Season 2 (2x, last 3/21/25 at KSU)
Career 3 (4/14/24 at SHSU)

HITS
Season 3 (2x, last 3/21/25 at KSU)
Career 4 (2/24/24 vs. PFW)

RUNS
Season 3 (3/21/25 at KSU
Career 4 (4/25/23 at APSU)

EARNED RUNS
Season 2 (3/21/25 at KSU)
Career 4 (4/25/23 at APSU)

WILD PITCHES
Season 1 (2/14/25 vs. ISU)
Career 1 (5x, last 2/14/25 vs. ISU)

HIT BY PITCHES
Season 1 (3/16/25 vs. UTM)
Career 2 (2x, last 3/17/24 at SEMO)

SCORELESS STREAK (IP)
Season 11.0 (2/22-3/21/25)
Career 14.0 (3/10-4/14/24)

PITCH COUNT
Season 47 (2/14/25 vs. ISU)
Career 55 (5/12/24 at LA Tech)

GAME-BY-GAME

Date	Opponent	GS	IP	H	R	ER	BB	SO	2B	3B	HR	WP	BK	HBP	IBB	Score	W-L	Sv	ERA	NP
Feb 14	ILLINOIS STATE-2		2.1	1	1	1	1	6	1	0	0	1	0	0	0	4-3	0-0	0	3.86	47
Feb 22	LAFAYETTE		4.0	1	0	0	0	3	0	0	0	0	0	0	0	5-2	0-0	1	1.42	46
Feb 28	CENTRAL MICHIG		1.1	3	0	0	2	2	0	0	0	0	0	0	0	9-4	0-0	1	1.17	35
Mar 03	at Tennessee Tech		2.1	0	0	0	0	2	0	0	0	0	0	0	0	15-4	0-0	1	0.90	29
Mar 08	UNC ASHEVILLE-		1.1	2	0	0	0	2	0	0	0	0	0	0	0	8-2	0-0	2	0.79	22
Mar 16	UT MARTIN		2.0	2	0	0	0	3	1	0	0	0	0	1	0	7-2	0-0	2	0.68	39
Mar 21	at Kennesaw State		1.0	3	3	2	2	3	1	0	0	0	0	0	0	8-9	0-1	2	1.88	30
Mar 30	SAM HOUSTON		1.0	1	0	0	0	1	0	0	0	0	0	0	0	11-1	0-1	2	1.76	25
Apr 01	at Vanderbilt		2.2	0	0	0	0	3	0	0	0	0	0	0	0	4-5	0-1	2	1.50	37
Apr 04	at DBU		1.2	1	0	0	0	2	1	0	0	0	0	0	0	4-3	0-1	3	1.37	27
Apr 08	SOUTHERN INDIA		1.0	0	0	0	0	1	0	0	0	0	0	0	0	13-9	0-1	3	1.31	8
Apr 12	at Liberty		0.1	0	0	0	0	0	0	0	0	0	0	0	0	4-2	0-1	4	1.29	2
Apr 13	at Liberty		2.0	1	1	1	0	1	0	0	1	0	0	0	0	4-3	0-1	5	1.57	22
Totals		0	23.0	15	5	4	5	29	4	0	1	1	0	1	0	96-49	0-1	5	1.57	-

CAREER STATS

Year	era	w-l	app	gs	cg	sho	sv	ip	h	r	er	bb	so	2b	3b	hr	bf	bavg	wp	hbp	bk	sfa	sha
2023	9.58	0-2	18	4	0	0/0	0	20.2	24	23	22	13	22	7	0	3	106	.282	3	6	0	1	1
2024	3.18	3-0	22	0	0	0/0	0	34.0	26	13	12	14	29	2	1	3	142	.218	1	6	0	0	3
2025	1.57	0-1	13	0	0	0/0	5	23.0	15	5	4	5	29	4	0	1	88	.185	1	1	0	0	1
TOTAL	4.40	3-3	53	4	0	0/0	5	77.2	65	41	38	32	80	13	1	7	336	.228	5	13	0	1	5

CONFERENCE TOURNAMENT HISTORY

1978 OVC TOURNAMENT (BOWLING GREEN, KY.)

	East Tennessee	W, 8-4
	East Tennessee	L, 2-3
	East Tennessee	L, 5-7

1980 OVC TOURNAMENT (BOWLING GREEN, KY.)

May 1	Middle Tennessee	L, 5-8
May 2	Morehead State	W, 1-0
May 2	Middle Tennessee	W, 8-2
May 3	Murray State	W, 10-5
MAY 3	**MURRAY STATE**	**W, 11-8**

1981 OVC TOURNAMENT (BOWLING GREEN, KY.)

April 30	Austin Peay	L, 9-12
April 30	Eastern Kentucky	L, 8-11

1982 OVC TOURNAMENT (BOWLING GREEN, KY.)

April 30	Morehead State	L, 5-6
May 1	Eastern Kentucky	W, 6-3
May 1	Morehead State	W, 9-4
May 2	Middle Tennessee	L, 6-9

1985 SUN BELT TOURNAMENT (NORFOLK, VA.)

May 12	Jacksonville	L, 10-11
May 13	South Florida	W, 8-6
May 13	Jacksonville	W, 7-4
May 14	at Old Dominion	L, 10-11

1986 SUN BELT TOURNAMENT (TAMPA, FLA.)

May 13	Jacksonville	W, 7-5
May 14	Old Dominion	W, 5-0
May 15	at South Florida	L, 1-9
May 16	Old Dominion	L, 3-17

1987 SUN BELT TOURNAMENT (NORFOLK, VA.)

May 14	at Old Dominion	W, 8-4
May 15	South Alabama	W, 8-2
May 16	South Alabama	L, 3-9
May 16	South Alabama	L, 11-16

1988 SUN BELT TOURNAMENT (BOWLING GREEN, KY.)

May 18	Charlotte	W, 10-2
May 19	South Alabama	W, 7-1
May 20	VCU	L, 3-4
May 21	Jacksonville	L, 4-6

1991 SUN BELT TOURNAMENT (JACKSONVILLE, FLA.)

May 15	at Jacksonville	L, 2-5
May 16	South Alabama	W, 3-2
May 17	Old Dominion	L, 6-9

1992 SUN BELT TOURNAMENT (MOBILE, ALA.)

May 13	Louisiana-Lafayette	L, 6-8
May 14	Louisiana Tech	W, 5-4
May 15	Lamar	L, 5-8

1999 SUN BELT TOURNAMENT (NEW ORLEANS, LA.)

May 18	Louisiana Tech	W, 4-3
May 19	Louisiana-Lafayette	L, 2-9
May 20	Arkansas-Little Rock	W, 9-2
May 21	South Alabama	W, 6-5
May 21	Louisiana-Lafayette	W, 6-0
May 22	FIU	L, 2-3

2000 SUN BELT TOURNAMENT (MOBILE, ALA.)

May 17	Louisiana-Lafayette	W, 8-3
May 18	FIU	L, 6-9
May 19	Louisiana-Lafayette	L, 3-7

2001 SUN BELT TOURNAMENT (LAFAYETTE, LA.)

May 16	New Orleans	W, 2-1
May 17	Middle Tennessee	L, 4-9
May 18	New Orleans	L, 4-13

2002 SUN BELT TOURNAMENT (MOBILE, ALA.)

May 22	New Mexico State	L, 0-6
May 23	Louisiana-Lafayette	W, 2-1
May 24	Arkansas State	W, 9-8
May 24	New Mexico State	L, 5-7

2003 SUN BELT TOURNAMENT (LAFAYETTE, LA.)

May 21	FIU	W, 13-9
May 22	South Alabama	W, 10-9
May 23	FIU	W, 8-3
May 24	Middle Tennessee	L, 5-8

2004 SUN BELT TOURNAMENT (MOBILE, ALA.)

May 26	at South Alabama	W, 6-3
May 27	FIU	W, 6-5
May 28	FIU	W, 13-7
MAY 29	**MIDDLE TENNESSEE**	**W, 14-4**

2005 SUN BELT TOURNAMENT (MIAMI, FLA.)

May 25	Louisiana-Lafayette	W, 10-7
May 26	Middle Tennessee	L, 8-11
May 27	Louisiana-Lafayette	L, 4-6

2006 SUN BELT TOURNAMENT (BOWLING GREEN, KY.)

May 24	Troy	L, 2-3
May 25	FIU	L, 6-8

2007 SUN BELT TOURNAMENT (MOBILE, ALA.)

May 23	New Orleans	L, 6-11
May 24	Florida Atlantic	L, 6-7

2008 SUN BELT TOURNAMENT (LAFAYETTE, LA.)

May 21	Florida Atlantic	W, 9-0
May 23	Louisiana-Monroe	W, 10-4
May 24	Florida Atlantic	L, 5-6
May 24	Florida Atlantic	W, 5-4
MAY 25	**NEW ORLEANS**	**W, 17-5**

2009 SUN BELT TOURNAMENT (TROY, ALA.)

May 20	Louisiana-Monroe	W, 14-4
May 21	at Troy	W, 14-11
May 23	Louisiana-Monroe	L, 3-11
May 23	Louisiana-Monroe	L, 2-4

2011 SUN BELT TOURNAMENT (MONROE, LA.)

May 25	Florida Atlantic	W, 11-10
May 26	Arkansas-Little Rock	L, 5-9
May 27	Troy	L, 2-4

2012 SUN BELT TOURNAMENT (BOWLING GREEN, KY.)

May 23	Florida Atlantic	L, 3-4
May 24	South Alabama	L, 3-5
May 26	Louisiana-Monroe	W, 7-4

2013 SUN BELT TOURNAMENT (LAFAYETTE, LA.)

May 22	Florida Atlantic	L, 4-5
May 23	Arkansas State	L, 4-10

2014 SUN BELT TOURNAMENT (MOBILE, ALA.)

May 21	Texas State	L, 3-4
May 22	Louisiana-Monroe	L, 6-8

2019 CUSA TOURNAMENT (BILOXI, MISS.)

May 22	Old Dominion	W, 7-4
May 23	Florida Atlantic	L, 1-6
May 24	UTSA	L, 8-15

2021 CUSA TOURNAMENT (RUSTON, LA.)

May 27	#16 Southern Miss	L, 1-11
May 27	UTSA	W, 10-9 (10)
May 28	#18 Louisiana Tech	L, 14-4

2023 CUSA TOURNAMENT (HOUSTON, TEXAS)

May 24	Florida Atlantic	W, 10-9
May 25	#17 Dallas Baptist	L, 2-10
May 26	Florida Atlantic	W, 9-6
May 27	#17 Dallas Baptist	L, 0-5

2024 CUSA TOURNAMENT (RUSTON, LA.)

May 22	FIU	L, 5-7
May 23	New Mexico State	W, 8-2
May 24	FIU	W, 8-5
May 25	#24 Dallas Baptist	L, 5-7

***BOLD* = CONFERENCE TOURNEY CHAMPS**