



2025 HILLTOPPER BASEBALL

# MEDIA GUIDE



WKUSports.com / @WKUBaseball / @WKU\_Baseball





JACOB BIMBI

MASON BURNS

GRANT BURLESON

# MOST PLAYERS DRAFTED

IN THE MLB DRAFT SINCE 2011 (3)



HILLTOPPER BASEBALL  
WESTERN KENTUCKY UNIVERSITY  
200 BULLITT  
BOONE, KY 40309

STAND UP AND CHEER, STAND UP AND CHEER, FOR BEAR OLD WESTERN  
FOR TODAY WE SAID THE RED AND WHITE AHEAD THE BEST BARN-BURN-TEAM  
OUR TEAM IS FIGHTING AND WE'RE BOUND TO WIN THE FEAT, WE'VE GOT  
THE TEAM, WE'VE GOT THE STEAM, FOR THIS IS DEAR OLD WESTERN'S GAY

**1** Table Of Contents**2** Quick Facts**3** 2025 Roster**4** 2025 Schedule**5** Nick Denes Field**6** Media Information**2025 OUTLOOK****8** 2025 Outlook**COACHES & STAFF****10** Head Coach Marc Rardin**12** Assistant Coach Rob Fournier**13** Assistant Coach Dillon Napoleon**15** Assistant Coach Tyler Herbst**16** Director of Operations Derek Francis**17** Support Staff**THE HILLTOPPERS****20** Returners**41** Newcomers**2024 IN REVIEW****53** Results**54** Statistics**56** Summary Statistics**57** Game-By-Game**59** Miscellaneous Statistics**60** Game Highs**PROGRAM HISTORY****63** Single-Season Records**67** Career Individual Records**69** Single-Game Records (Since 2005)**72** Year-By-Year Leaders**81** Regional/National Awards**82** Conference Awards**85** Hilltoppers In The Pros**87** Retired Numbers**88** All-Time Letterwinners**96** Year-By-Year Records**98** Year-By-Year Results**131** All-Time Series Records**133** All-Time Series Results**CONFERENCE USA****150** 2024 CUSA Results/Stat Leaders**2025 OPPONENTS****152** Opponent Quick Facts**CREDITS****Editor:** Jack Todd**Assistant Editors:** Zoe Collins**Design/Layout:** Kyle Collins, Seth-Patrick Holman**Photography:** Chris Kohley, Matt Lunsford, Steve Roberts, Wyatt Richardson, Megan Stearman, Savannah Philpot, WKU Archives

The 2025 WKU Baseball Media Guide is a publication of the WKU Athletic Media Relations Office. All text and photo content is property of WKU Athletics and Western Kentucky University and may not be reproduced without permission.

**WKUSports.com** is the official online home for all 16 sports on The Hill. Rosters, schedules, statistics, game notes, game recaps and media guides are constantly updated online.

GENERAL

HILLTOPPERS

2024 REVIEW

HISTORY

OPPONENTS

## GENERAL INFORMATION

<b>Location</b>	Bowling Green, Ky.
<b>Enrollment</b>	16,750
<b>Founded</b>	1906
<b>Colors</b>	Red and White
<b>Nickname</b>	Hilltoppers
<b>Conference Affiliation</b>	Conference USA
<b>National Affiliation</b>	NCAA Division I

## ADMINISTRATION

<b>President</b>	Dr. Timothy C. Caboni
<b>Director of Athletics</b>	Todd Stewart
<b>Faculty Athletic Representative</b>	Craig Martin
<b>Sport Administrator</b>	John McCammon

## ATHLETIC MEDIA RELATIONS

<b>Baseball Contact</b>	Jack Todd
<b>Cell Phone</b>	(615) 943-3325
<b>Office Phone</b>	(270) 745-4815
<b>Email</b>	jack.todd@wku.edu
<b>Mailing Address</b>	E.A. Diddle Arena, Office 1454 1605 Avenue of Champions Bowling Green, Ky. 42101-6412
<b>WKU Athletics Website</b>	www.WKUSports.com
<b>WKU Athletics Facebook</b>	facebook.com/WKUAthletics
<b>WKU Athletics on X</b>	@WKUSports
<b>Baseball on X</b>	@WKU_Baseball
<b>Radio Play-By-Play</b>	Randy Lee

## 2025 PREVIEW

<b>Players Returning/Lost</b>	21/20
<b>Hitters Returning/Lost</b>	9/10
<b>Pitchers Returning/Lost</b>	12/10
<b>Incoming Freshmen (H/P)</b>	6 (1/5)
<b>Incoming Transfers (H/P)</b>	15 (8/7)

## COACHES & STAFF

<b>Head Coach</b>	Marc Rardin (3rd)
<b>Career Record</b>	1003-300 (.770)
<b>Record at WKU</b>	69-48 (.590)
<b>Assistant Coach</b>	Rob Fournier (3rd)
<b>Assistant Coach</b>	Dillon Napoleon (3rd)
<b>Assistant Coach</b>	Tyler Herbst (3rd)
<b>Director of Operations</b>	Derek Francis (2nd)
<b>Strength and Conditioning</b>	Duane Hall
<b>Associate Athletic Trainer</b>	Dustin Wilson

## 2024 IN REVIEW

<b>Overall Record</b>	36-22 (.559)
<b>Home Record</b>	22-9
<b>Road Record</b>	12-11
<b>Neutral Record</b>	2-2
<b>Conference USA Record</b>	15-9 (3rd)
<b>Postseason</b>	Conference USA Semifinals

## PROGRAM HISTORY

<b>First Season of Baseball</b>	1910
<b>All-Time Record</b>	1923-1666-18 (.536)
<b>Seasons of Baseball</b>	105
<b>30-Win Seasons</b>	22
<b>Conference Championships (RS)</b>	4 ('52, '53, '80, '09)
<b>Tournament Championships</b>	2 ('04, '08)
<b>NCAA Tournaments</b>	4 ('80, '04, '08, '09)
<b>Postseason Record</b>	6-8 (.429)
<b>Best Record (1980)</b>	47-13-1 (.779)
<b>Best in NCAA's (2009)</b>	3-2 (.600)
<b>Players Drafted</b>	61 (26 since 2009)

## 2024 SEASON LEADERS

<b>Batting Average</b>	.313, Blake Cavill
<b>Hits</b>	64, Ethan Lizama
<b>Home Runs</b>	9, Ethan Lizama
<b>Runs</b>	48, Blake Cavill
<b>RBI</b>	47, Blake Cavill
<b>Innings Pitched</b>	70.0, Jack Bennett
<b>Strikeouts</b>	71, Jacob Bimbi
<b>ERA (Min. 5 IP)</b>	1.69, Dawson Hall

## BREAKDOWN BY CLASS (H/P)

<b>Freshman</b>	6 (1/5)
<b>Sophomore</b>	4 (0/4)
<b>Junior</b>	19 (12/7)
<b>Senior</b>	13 (6/7)

## BREAKDOWN BY STATE

<b>Kentucky</b>	8 (1/7)
<b>Indiana</b>	6 (3/3)
<b>Tennessee</b>	4 (1/3)
<b>California</b>	3 (2/1)
<b>Florida</b>	3 (1/2)
<b>Illinois</b>	3 (2/1)
<b>Missouri</b>	3 (1/2)
<b>Arizona</b>	2 (0/2)
<b>Georgia</b>	2 (1/1)
<b>Brazil</b>	1 (1/0)
<b>Colorado</b>	1 (1/0)
<b>Guam</b>	1 (1/0)
<b>Louisiana</b>	1 (1/0)
<b>Minnesota</b>	1 (1/0)
<b>Nebraska</b>	1 (0/1)
<b>Texas</b>	1 (1/0)
<b>Wisconsin</b>	1 (1/0)

## BREAKDOWN BY HANDEDNESS

<b>Hitters (L/R)</b>	8/11
<b>Pitchers (L/R)</b>	7/16



## NUMERICAL

No.	Name	POS.	B/T	HT.	WT.	CL.	Hometown / Previous School
1	Dalton Fivash	INF	L/R	5-11	168	Jr.	Franklin, Ky. / Wabash Valley CC
2	Austin Haller	INF	L/R	6-0	195	Sr.	La Mirada, Calif. / Santa Ana College
3	Reid Howard	INF	R/R	6-1	170	Fr.	Ferdinand, Ind. / Forrest Park High School
4	Anthony Westbrook	C	L/R	6-0	195	R-Sr.	Bradenton, Fla. / Florida Southwestern State
5	Jack Bennett	RHP	R/R	6-1	210	Jr.	Paducah, Ky. / McCracken County High School
6	Joey Baran	C	L/R	5-8	186	Sr.	Austin, Texas / Weatherford College
7	Caleb Marmo	OF	L/R	5-11	185	Sr.	Johnson City, Tenn. / Walters State CC
8	Camden Ross	C	R/R	6-2	215	Jr.	Broomfield, Co. / Broomfield High School
9	Dawson Hall	RHP	R/R	6-1	198	Jr.	Bowling Green, Ky. / Bowling Green High School
10	Dylan O'Connell	OF	R/R	5-10	189	Jr.	Eau Claire, Wis. / St. Thomas
11	Lucas Litteral	LHP	L/L	6-5	178	Jr.	Paintsville, Ky. / Rend Lake College
12	Elliott Rossell	RHP	R/R	6-1	198	R-So.	Zionsville, Ind. / Zionsville Community High School
13	Ethan Lizama	OF	L/L	6-2	207	Sr.	Guam / Gulf Coast State
15	Patrick Morris	LHP	L/L	6-2	205	Sr.	Chandler, Ariz. / Chandler-Gilbert CC
16	Evan Jones	RHP	R/R	6-3	217	R-So.	Normal, Ill. / Normal University High School
17	Kyle Hvidsten	UTL	L/R	6-0	187	Jr.	Jordan, Minn. / Iowa Western CC
18	Henry Brown	INF	R/R	6-4	208	R-Jr.	Evansville, Ind. / Indiana State
19	Treyson Peters	RHP	R/R	6-7	235	Sr.	Cottonwood, Ariz. / Gonzaga
20	Lucas Hartman	RHP	R/R	5-10	211	Sr.	Bradenton, Fla. / Florida Gulf Coast
21	Drew Barragan	INF	R/R	6-0	200	Jr.	Trabuco Canyon, Calif. / Embry-Riddle College
22	Miller Green	RHP	R/R	6-1	185	Fr.	Paducah, Ky. / McCracken County High School
23	Caleb Niehaus	INF	R/R	6-1	195	Jr.	Evansville, Ind. / Southern Indiana
24	Hunter Small	RHP	R/R	6-3	228	R-Jr.	Owensboro, Ky. / Olney Central CC
25	Carlos Vasquez	INF	R/R	6-1	207	R-Jr.	Brazil / Wallace-Dothan CC
26	Tephen Montgomery	RHP	R/R	6-5	201	Jr.	Tampa, Fla. / Oregon State
27	Zach Lyles	LHP	L/L	6-2	220	So.	Fairmount, Ga. / Sonoraville High School
28	Dominic Monaco	LHP	L/L	6-3	201	Fr.	Arrington, Tenn. / Brentwood Academy
29	Tanner Mueller	RHP	R/R	6-6	215	Jr.	Wentzville, Mo. / St. Charles CC
30	Kyle Hayes	C/INF	R/R	6-1	212	Sr.	West Chicago, Ill. / Kirkwood CC
31	Thomas Marsala	UTL	L/R	6-3	204	Jr.	Monroe, La. / Hinds CC
32	Joe Siervo	OF	R/R	6-0	195	Jr.	Chesterfield, Mo. / Jefferson CC
33	Ryan Wideman	OF	R/R	6-5	204	Jr.	Marietta, Ga. / Georgia Highlands College
34	Luke Wright	LHP	L/L	6-4	233	Jr.	St. Louis, Mo. / Heartland CC
35	Drew Whalen	RHP	R/R	6-1	206	So.	Franklin, Tenn. / Franklin High School
37	Cole Heath	RHP	R/R	6-3	215	R-Sr.	Hendersonville, Tenn. / Davidson Academy
38	Luke Leverton	RHP	R/R	6-1	227	Sr.	Richmond, Ind. / Wabash Valley CC
39	Aaron Robinson	LHP	L/L	6-4	220	Fr.	Lawrenceburg, Ky. / Anderson County HS
40	Preston Wright	OF	L/R	6-2	222	R-Jr.	Mascoutah, Ill. / Southwestern Illinois College
41	Taylor Penn	RHP	R/R	6-5	200	Fr.	Versailles, Ky. / Woodford County High School
43	Max Winders	RHP	R/R	6-5	223	Fr.	Carmel, Ind. / Carmel High School
44	Gavin Perry	RHP	R/R	6-5	265	Sr.	Oceanside, Calif. / Eastern New Mexico
45	Cal Higgins	LHP	L/L	6-4	245	Sr.	Kearney, Neb. / Iowa Western CC

## ALPHABETICAL

No.	Name	POS.	B/T	HT.	WT.	CL.	Hometown / Previous School
6	Joey Baran	C	L/R	5-8	186	Sr.	Austin, Texas / Weatherford College
21	Drew Barragan	INF	R/R	6-0	200	Jr.	Trabuco Canyon, Calif. / Embry-Riddle College
5	Jack Bennett	RHP	R/R	6-1	210	Jr.	Paducah, Ky. / McCracken County High School
18	Henry Brown	INF	R/R	6-4	208	R-Jr.	Evansville, Ind. / Indiana State
1	Dalton Fivash	INF	L/R	5-11	168	Jr.	Franklin, Ky. / Wabash Valley CC
22	Miller Green	RHP	R/R	6-1	185	Fr.	Paducah, Ky. / McCracken County High School
9	Dawson Hall	RHP	R/R	6-1	198	Jr.	Bowling Green, Ky. / Bowling Green High School
2	Austin Haller	INF	L/R	6-0	195	Sr.	La Mirada, Calif. / Santa Ana College
20	Lucas Hartman	RHP	R/R	5-10	211	Sr.	Bradenton, Fla. / Florida Gulf Coast
30	Kyle Hayes	C/INF	R/R	6-1	212	Sr.	West Chicago, Ill. / Kirkwood CC
37	Cole Heath	RHP	R/R	6-3	215	R-Sr.	Hendersonville, Tenn. / Davidson Academy
45	Cal Higgins	LHP	L/L	6-4	245	Sr.	Kearney, Neb. / Iowa Western CC
3	Reid Howard	INF	R/R	6-1	170	Fr.	Ferdinand, Ind. / Forrest Park High School
17	Kyle Hvidsten	UTL	R/R	6-0	187	Jr.	Jordan, Minn. / Iowa Western CC
16	Evan Jones	RHP	R/R	6-3	217	R-So.	Normal, Ill. / Normal University High School
38	Luke Leverton	RHP	R/R	6-1	227	Sr.	Richmond, Ind. / Wabash Valley CC
11	Lucas Litteral	LHP	L/L	6-5	178	Jr.	Paintsville, Ky. / Rend Lake College
13	Ethan Lizama	OF	L/L	6-2	207	Sr.	Guam / Gulf Coast State
27	Zach Lyles	LHP	L/L	6-2	220	So.	Fairmount, Ga. / Sonoraville High School
7	Caleb Marmo	OF	L/R	5-11	185	Sr.	Johnson City, Tenn. / Walters State CC
31	Thomas Marsala	UTL	L/R	6-3	204	Jr.	Monroe, La. / Hinds CC
28	Dominic Monaco	LHP	L/L	6-3	201	Fr.	Arrington, Tenn. / Brentwood Academy
26	Tephen Montgomery	RHP	R/R	6-5	201	Jr.	Tampa, Fla. / Oregon State
15	Patrick Morris	LHP	L/L	6-2	205	Sr.	Chandler, Ariz. / Chandler-Gilbert CC
29	Tanner Mueller	RHP	R/R	6-6	215	Jr.	Wentzville, Mo. / St. Charles CC
23	Caleb Niehaus	INF	R/R	6-1	195	Jr.	Evansville, Ind. / Southern Indiana
10	Dylan O'Connell	OF	R/R	5-10	189	Jr.	Eau Claire, Wis. / St. Thomas
41	Taylor Penn	RHP	R/R	6-5	200	Fr.	Versailles, Ky. / Woodford County High School
44	Gavin Perry	RHP	R/R	6-5	265	Sr.	Oceanside, Calif. / Eastern New Mexico
19	Treyson Peters	RHP	R/R	6-7	235	Sr.	Cottonwood, Ariz. / Gonzaga
39	Aaron Robinson	LHP	L/L	6-4	220	Fr.	Lawrenceburg, Ky. / Anderson County HS
8	Camden Ross	C	R/R	6-2	215	Jr.	Broomfield, Co. / Broomfield High School
12	Elliott Rossell	RHP	R/R	6-1	198	Jr.	Zionsville, Ind. / Zionsville Community High School
32	Joe Siervo	OF	R/R	6-0	195	R-So.	Chesterfield, Mo. / Jefferson CC
24	Hunter Small	RHP	R/R	6-3	228	R-Jr.	Owensboro, Ky. / Olney Central CC
25	Carlos Vasquez	INF	R/R	6-1	207	R-Jr.	Brazil / Wallace-Dothan CC
4	Anthony Westbrook	C	L/R	6-0	195	R-Sr.	Bradenton, Fla. / Florida Southwestern State
35	Drew Whalen	RHP	R/R	6-1	206	So.	Franklin, Tenn. / Franklin High School
43	Max Winders	RHP	R/R	6-5	223	Fr.	Carmel, Ind. / Carmel High School
33	Ryan Wideman	OF	R/R	6-5	204	Jr.	Marietta, Ga. / Georgia Highlands College
34	Luke Wright	LHP	L/L	6-4	233	Jr.	St. Louis, Mo. / Heartland CC
40	Preston Wright	OF	L/R	6-2	222	R-Jr.	Mascoutah, Ill. / Southwestern Illinois College

GENERAL

HILTOPPERS

2024 REVIEW

HISTORY

OPPONENTS

DATE	OPPONENT	SITE	LOCATION	TIME (CT)
Friday, Feb. 14	Illinois State	Nick Denes Field	Bowling Green, Ky.	3:00 PM
Saturday, Feb. 15	Illinois State (DH)	Nick Denes Field	Bowling Green, Ky.	1:00 PM
Sunday, Feb. 16	Illinois State	Nick Denes Field	Bowling Green, Ky.	1:00 PM
Tuesday, Feb. 18	at Southern Indiana	USI Baseball Field	Evansville, Ind.	4:00 PM
Friday, Feb. 21	Lafayette College	Nick Denes Field	Bowling Green, Ky.	3:00 PM
Saturday, Feb. 22	Lafayette College	Nick Denes Field	Bowling Green, Ky.	4:00 PM
Sunday, Feb. 23	Lafayette College	Nick Denes Field	Bowling Green, Ky.	1:00 PM
Tuesday, Feb. 25	EKU	Nick Denes Field	Bowling Green, Ky.	3:00 PM
Friday, Feb. 28	Central Michigan	Nick Denes Field	Bowling Green, Ky.	3:00 PM
Saturday, March 1	Central Michigan (DH)	Nick Denes Field	Bowling Green, Ky.	1:00 PM
Sunday, March 2	Central Michigan	Nick Denes Field	Bowling Green, Ky.	1:00 PM
Tuesday, March 4	at Tennessee Tech	Bush Stadium	Cookeville, Tenn.	3:00 PM
Friday, March 7	UNC Asheville	Nick Denes Field	Bowling Green, Ky.	3:00 PM
Saturday, March 8	UNC Asheville (DH)	Nick Denes Field	Bowling Green, Ky.	1:00 PM
Sunday, March 9	UNC Asheville	Nick Denes Field	Bowling Green, Ky.	1:00 PM
Tuesday, March 11	Southern Illinois	Nick Denes Field	Bowling Green, Ky.	4:00 PM
Friday, March 14	UT Martin	Nick Denes Field	Bowling Green, Ky.	6:00 PM
Saturday, March 15	UT Martin	Nick Denes Field	Bowling Green, Ky.	4:00 PM
Sunday, March 16	UT Martin	Nick Denes Field	Bowling Green, Ky.	1:00 PM
Wednesday, March 19	at EKU	Earle Combs Stadium	Richmond, Ky.	5:00 PM
Friday, March 21	at Kennesaw State*	Memorial Field	Kennesaw, Ga.	5:00 PM
Saturday, March 22	at Kennesaw State*	Memorial Field	Kennesaw, Ga.	3:00 PM
Sunday, March 23	at Kennesaw State*	Memorial Field	Kennesaw, Ga.	12:00 PM
Tuesday, March 25	at Evansville	Charles H. Braun Stadium	Evansville, Ind.	6:00 PM
Friday, March 28	Sam Houston*	Nick Denes Field	Bowling Green, Ky.	6:00 PM
Saturday, March 29	Sam Houston*	Nick Denes Field	Bowling Green, Ky.	4:00 PM
Sunday, March 30	Sam Houston*	Nick Denes Field	Bowling Green, Ky.	1:00 PM
Tuesday, April 1	at Vanderbilt	Hawkins Field	Nashville, Tenn.	6:00 PM
Friday, April 4	at Dallas Baptist*	Horner Ballpark	Dallas, Texas	6:00 PM
Saturday, April 5	at Dallas Baptist*	Horner Ballpark	Dallas, Texas	4:00 PM
Sunday, April 6	at Dallas Baptist*	Horner Ballpark	Dallas, Texas	1:00 PM
Tuesday, April 8	Southern Indiana	Nick Denes Field	Bowling Green, Ky.	5:00 PM
Friday, April 11	at Liberty*	Liberty Baseball Stadium	Lynchburg, Va.	5:00 PM
Saturday, April 12	at Liberty*	Liberty Baseball Stadium	Lynchburg, Va.	3:00 PM
Sunday, April 13	at Liberty*	Liberty Baseball Stadium	Lynchburg, Va.	12:00 PM
Tuesday, April 15	at Louisville	Jim Patterson Stadium	Louisville, Ky.	5:00 PM
Thursday, April 17	Middle Tennessee*	Nick Denes Field	Bowling Green, Ky.	6:00 PM
Friday, April 18	Middle Tennessee*	Nick Denes Field	Bowling Green, Ky.	3:00 PM
Saturday, April 19	Middle Tennessee*	Nick Denes Field	Bowling Green, Ky.	1:00 PM
Tuesday, April 22	Evansville	Nick Denes Field	Bowling Green, Ky.	6:00 PM
Friday, April 25	at FIU*	FIU Baseball Stadium	Miami, Fla.	5:30 PM
Saturday, April 26	at FIU*	FIU Baseball Stadium	Miami, Fla.	4:00 PM
Sunday, April 27	at FIU*	FIU Baseball Stadium	Miami, Fla.	11:00 AM
Tuesday, April 29	Kentucky	Nick Denes Field	Bowling Green, Ky.	6:00 PM
Friday, May 2	Louisiana Tech*	Nick Denes Field	Bowling Green, Ky.	6:00 PM
Saturday, May 3	Louisiana Tech*	Nick Denes Field	Bowling Green, Ky.	4:00 PM
Sunday, May 4	Louisiana Tech*	Nick Denes Field	Bowling Green, Ky.	1:00 PM
Friday, May 9	at New Mexico State*	Presley Askew Field	Las Cruces, N.M.	7:00 PM
Saturday, May 10	at New Mexico State*	Presley Askew Field	Las Cruces, N.M.	5:00 PM
Sunday, May 11	at New Mexico State*	Presley Askew Field	Las Cruces, N.M.	12:00 PM
Thursday, May 15	Jax State*	Nick Denes Field	Bowling Green, Ky.	6:00 PM
Friday, May 16	Jax State*	Nick Denes Field	Bowling Green, Ky.	4:00 PM
Saturday, May 17	Jax State*	Nick Denes Field	Bowling Green, Ky.	1:00 PM
May 21-25	Conference USA Championship	Liberty Baseball Stadium	Lynchburg, Va.	TBA
May 30-June 2	NCAA Regionals	Campus Sites	TBA	TBA
June 6-9	NCAA Super Regionals	Campus Sites	TBA	TBA
June 13-23	College World Series	Charles Schwab Field	Omaha, Neb.	TBA

**Bold** denotes home game  
 (DH) denotes doubleheader  
 \* denotes Conference USA game

*All times are CT. Dates and times are subject to change.*



NICK DENES FIELD

Capacity .....	1,500
Surface .....	AstroTurf (2024)
Opened .....	1969
Renovation.....	2007
WKU Record.....	934-546-6 (.631)
Attendance Record.....	3,057
Record Info.....	vs. Kentucky, 4/23/2008
Record Result .....	L, 2-1
Winning Seasons .....	45

Nick Denes Field, affectionately known as “The Nick” by WKU fans, has been home for the Hilltoppers since the facility was completed in 1968 in time for the 1969 baseball season.

The field is named after WKU Athletic Hall of Famer Nick Denes, who coached the WKU Baseball program from 1958-62 and also led the Hilltopper Football squad from 1957-67. With field dimensions running 330 feet down the lines and 400 feet to straightaway center, The Nick has certainly developed a reputation as being a pitcher’s park.

In the summer of 2016, Nick Denes Field received a complete makeover featuring the installation of an AstroTurf playing surface. The \$1.3 million project also included remodeling of the existing dugouts and new outfield wall padding. These renovations immediately gave WKU one of the best playing venues in the nation. The AstroTurf playing surface was replaced with a new layer in the middle of the 2024 season.

An enclosed press box with three rows of press seating and two suites was added to the top of the grandstands in 2002.

Eight-hundred red chair back seats stretching from dugout-to-dugout were also tacked onto the grandstands to increase stadium capacity to 1,500 in the early 90’s and the facility had lights installed for the first time in 1994. The red chair back seats were replaced with new, black seats prior to the beginning of the 2023 spring season, maintaining the stadium capacity at 1,500.

Prior to the start of the 2024 campaign, a new video board was installed at Nick Denes Field. This new video board will provide in-game entertainment to fans.

On Oct. 20, 2023, WKU announced plans for a new state-of-the-art fieldhouse that will serve as the new home for the WKU Baseball program. The facility will be built upon the land that currently is home to the football practice field, in between Houchens Industries-L.T. Smith Stadium and Nick Denes Field. The fieldhouse will include a new baseball clubhouse with a locker room, weight room, team room, coaches offices, and a new hitting facility with four batting cages and a flexible multi-purpose space. The Hilltopper Fieldhouse broke ground on November 10, 2023 and is projected to be complete in late 2025.

The Hilltoppers have been a dominant home team at Nick Denes Field, particularly in recent years, and have a .631 winning percentage at home since opening play at the facility in 1969. The Tops went a program-record mark of 27-3 in 2009.

WKU picked up its 900th win at The Nick in 2023. The Hilltoppers have been .500 or better at home in 13 of the last 17 seasons and have only been under .500 nine times in 55 seasons at Nick Denes Field.



GENERAL

HILLTOPPERS

2024 REVIEW

HISTORY

OPPONENTS

## CONTACT INFORMATION



**Jack Todd**  
**Assistant Director of Media Relations**  
**Primary Baseball**  
**Secondary Football**  
**Cell:** 615-943-3325  
**Office:** 270-745-4815  
**Email:** jack.todd@wku.edu

### Athletic Media Relations Staff Directory

Scott Swegan	Senior Associate Athletic Director
Jared MacDonald	Director
Lillie-Anne Mulligan	Associate Director
Jack Todd	Assistant Director
Caty Llamas	Assistant Director
Seth-Patrick Holman	Director of Creative Services
Paul Just	SID Emeritus/Historian
Steve Roberts	Lead Photographer

### Athletic Media Relations Mailing Address

Athletic Communications/Media Relations  
 E.A. Diddle Arena Room 1454  
 1605 Avenue of Champions  
 Bowling Green, KY 42101-6412

### Website

www.WKUSports.com

### Social Media

X:	Facebook:	Instagram:
@WKU_Baseball	/WKUBaseball	@wkubaseball

### Conference USA Media Relations

**Eric Jones — ejones@conferenceusa.org**  
**Associate Director of Strategic Communications**

### Mailing Information

Conference USA  
 5201 North O'Connor - Suite 300  
 Irving, Texas 75039

### Phone

214-774-1300

### Website

www.ConferenceUSA.com

### Social Media

X:	Facebook:	Instagram:
@ConferenceUSA	/ConferenceUSA	@ConferenceUSA

**UNAUTHORIZED USE OF CREDENTIALS:** Credentials will be issued to working media only. Credentials are non-transferable. Use by anyone other than members of the working media is unauthorized and those credentials will be revoked immediately. News organizations allowing unauthorized individuals to use credentials will have their credentials revoked for the remainder of the year.

**INTERNET ACCESS:** Wireless internet is available to the media in the press box at Nick Denes Field. Information to access the WKU Wireless service will be provided to credentialed media upon arrival on game day.

**WEEKLY INTERVIEW POLICIES:** Media members wishing to interview head coach Marc Rardin, his assistants, or any student-athletes by phone or in person may send requests to Jack Todd through phone or email at least a day in advance. A 24-hour notice is required to allow time to contact and arrange with the student-athletes and coaches. No student-athlete phone numbers will be given out to media members.

**POSTGAME INTERVIEW POLICIES:** The WKU dugout will be off limits to the media during games at Nick Denes Field. Jack Todd will collect interview requests following the completion of the eighth inning. Following the NCAA's recommended 10-minute cooling-off period, head coach Marc Rardin and requested WKU student-athletes will be made available on the field. The Hilltopper Learfield Radio Network will conduct interviews first, followed by members of the media.

**WKUSPORTS.COM:** WKUSports.com is the official online home for all 16 sports on The Hill. Rosters, schedules, stats, game notes, game recaps and media guides are available at any time through the site. Media members are strongly encouraged to use wkusports.com to access box scores following each Hilltopper game. Updated WKU statistics will be available on the site shortly following the conclusion of each game, except when travel plans dictate other arrangements. In those situations, stats may be updated the following day.

**STAT BROADCAST AND STREAMING VIDEO:** Live stats of all home baseball games will be available at www.WKU.StatBroadcast.com. Streaming video will also be available for select home games on ESPN+. Select road games will also be available against league opponents on ESPN+.

## WE ARE 'WKU'

Western Kentucky University has a long and storied history across its 16 NCAA Division I programs.

We respectfully ask that you refer to our university's athletic programs as the **WKU Hilltoppers** and **WKU Lady Toppers**.

**Please refrain from using any of the following variations**

W. Kentucky	Western Ky.	Western
-------------	-------------	---------

**CREDENTIALS:** All requests for working press, photo, radio and television should be made to baseball contact Jack Todd as soon as possible prior to game day. Credentials will either be left at the main gate of Nick Denes Field, or in the Athletic Communications Office in E.A. Diddle Arena (Room 1454) prior to game day. The WKU press box is a working facility. Spouses, dates, children and non-workers are not permitted in the press box.





# 2025 OUTLOOK

Following back-to-back 30-plus win seasons in 2023 and 2024, head coach Marc Rardin enters his third year on The Hill after leading the Hilltoppers to a combined 69-48 mark in two seasons, including two consecutive trips to the Conference USA Semifinals.

Twenty-one players return to the squad for the 2025 season – 12 pitchers and nine position players.

Some key arms will return to The Hill in junior right-handers Dawson Hall and Jack Bennett. In 2024, Hall was named to the All-Conference USA Second Team for the second-consecutive year and posted a 1.69 ERA, the best the program has seen since 1981 when Phil Rine held a 0.85 ERA. Bennett's 70.0 innings pitched in 2024 led the Tops while his 12 starts and 69 strikeouts were the second-most behind LHP Jacob Bimbi. The Hilltoppers also return sophomore RHP Drew Whalen, who recorded a 5.25 ERA in eight starts in his first season on The Hill on his way to a CUSA All-Freshman Team selection.

Other returning pitchers include redshirt-senior RHP Cole Heath, senior LHP Cal Higgins, redshirt-sophomore RHP Evan Jones, senior RHP Luke Leverton, redshirt-junior LHP Lucas Litteral, sophomore LHP Zach Lyles, redshirt-sophomore RHP Elliott Rossell, and redshirt-junior RHP Hunter Small.

Unlike last season, the Hilltoppers return a majority of its production at the top of the lineup in senior OF Ethan Lizama, senior INF Austin Haller, junior OF Dylan O'Connell, and junior catcher Camden Ross. Lizama's nine homers led the team a season ago while his .309 batting average ranks first among returners. Haller's .319 average in CUSA play was a team-high while O'Connell stole 17 bags in 39 appearances – a team-best and the fourth-most in CUSA. Ross batted .296 with 13 doubles and three blasts while throwing out 13 runners behind the plate before going down with injury late into the 2024 campaign.

Fifteen transfers and six freshmen will join the team for 21 total newcomers in 2024. Of the newcomers, 12 are pitchers and nine are position players.

The 2025 schedule is a 56-game slate featuring 35 games in Bowling Green at Nick Denes Field as well as 10 meetings with 2024 NCAA Tournament teams. In all, WKU will take on five teams that made the postseason, including one regional host, one super regional participant, and one team that made the College World Series.

WKU opens its 106th year of baseball with a four-game series against Illinois State from February 14-16 at Nick Denes Field. The following Tuesday, the Hilltoppers will go on the road for the first time to play Southern Illinois on Feb. 18 in Evansville, Indiana.

The Tops will begin an eight-game home stand starting the next weekend with a three-game set against Lafayette College on Feb. 21-23 before hosting Eastern Kentucky for a midweek contest on Feb. 25. Central Michigan visits The Hill the following weekend for a four-game series from Feb. 28-March 2.

On March 4, the Hilltoppers head to Cookeville,

Tennessee to play Tennessee Tech before coming back home to host UNC Asheville for their final four-game series of the season from March 7-9. Southern Illinois comes to Bowling Green on the following Tuesday, March 11, prior to WKU hosting its final nonconference series of the season against UT Martin on March 14-16. The next Wednesday, the Tops begin a five-game road swing starting with a Wednesday matchup with Eastern Kentucky in Richmond, Ky. on March 19.

WKU starts Conference USA play the next weekend at new CUSA opponent, Kennesaw State, from March 21-23 in Kennesaw, Ga. before taking a trip to Evansville, Indiana to play super regional participant, Evansville, on March 25. Following that, the Tops return home for a series with Sam Houston on March 28-30.

Eight of the next nine games are on the road, beginning with a midweek bout at regional participant, Vanderbilt, on April 1 before traveling to Dallas to take on 2024 CUSA champion, Dallas Baptist, from April 4-6. WKU returns home the following Tuesday to play Southern Indiana on April 8 before its second straight road series against Liberty in Lynchburg, Virginia from April 11-13. The final game of the road stretch is a midweek trip to Louisville on April 15.

The Hilltoppers are back home the next weekend with a series against Middle Tennessee on April 17-19 before hosting Evansville on Tuesday, April 22. The final series of April will be on the road at FIU in Miami. on April 25-27 and their last midweek of the season is at The Nick against regional host and college world series participant, Kentucky, on April 29.

WKU will begin May with a home series against 2023 CUSA Tournament runner-up, Louisiana Tech, on May 1-3 before a road trip to Las Cruces, New Mexico for a series with New Mexico State from May 9-11.

The Hilltoppers will close the 2025 regular season with a series against Jax State on May 15-17.

The 2025 Conference USA Championship will take place at Worthington Field at Liberty Baseball Stadium in Lynchburg from May 21-25.







# COACHES & STAFF



# MARC RARDIN

**HEAD COACH - 3RD SEASON AT WKU**

**1,003-300 CAREER RECORD - 22 YEARS | 69-48 AT WKU**

Marc Rardin enters his third season on The Hill after being named the WKU baseball head coach on June 15, 2022.

Of Division I teams that made head coaching hires in 2023, Rardin and the Hilltoppers hold the fifth-best record of the bunch only trailing Clemson (88-35), Grand Canyon (73-46), Florida State (72-48) and Army (69-41).

In two seasons at the helm, Rardin has led the Hilltoppers to 69 victories - the most in a two-year span the program has seen since the 2009-10 seasons. He built on what was a 2023 season that saw the most success the program had seen in 14 years.

The Hilltoppers finished the 2024 season with a 36-22 (15-9 CUSA) record while making their second-consecutive Conference USA Championships appearance and fourth overall since joining the league in 2015. WKU's third-place finish in the Conference USA rankings marked a program-best since joining CUSA in 2015. WKU dropped its opening game of the tournament but rallied for back-to-back wins in elimination games over New Mexico State and FIU to advance to the Conference USA Championships Semifinals for the second time under Rardin, something the program had not accomplished prior to his tenure.

In Rardin's first season at the helm, the Hilltoppers turned the tables to win five consecutive series for the first time since 2009 after starting conference play 2-10. WKU defeated UAB, FAU, Charlotte, FIU, and Rice on its way to winning 14 of its final 18 league games to finish the season at the No. 4 spot in the Conference USA rankings, tied for its highest rank going into the CUSA Championship since joining the league in 2015. Not only did the Hilltoppers finish fourth in the standings with a winning record in 2023, but they topped 30 wins in a season for the first time since 2011 while their 33-26 overall record is tied for

## THE RARDIN FILE

### PERSONAL

**Born:** April 23, 1971

**Hometown:** Lamont, Iowa

**Family:** Dawn (Wife), Tyler and Griffin (Sons)

### EDUCATION

**Bluefield College:** B.A. (Recreation Administration - 1995)

### PLAYING CAREER

**College:** Indian Hills CC (1992-93); Iowa Wesleyan (1994-95)

### COACHING CAREER

**1996-97:** Bluefield College (Pitching Coach)

**1998-99:** Baylor (Volunteer Assistant Coach)

**2000-02:** Yavapai College (Assistant Coach)

**2003:** Lamar CC (Assistant Coach)

**2003-22:** Iowa Western CC (Head Coach)

**2022-Present:** WKU (Head Coach)

the fourth-best in a season since 2004 and best since joining CUSA.

Rardin, who had spent 20 seasons as the skipper at Iowa Western Community College while making 12 JUCO World Series appearances and winning three NJCAA Division I National Championships, became the 17th head coach for a WKU baseball program that began in 1910.

Rardin and the Reivers accumulated numerous notable accomplishments during his time at the helm. During his 20 seasons at Iowa Western, the program won 15 Regional Championships and 12 District Championships while making 12 JUCO College World Series appearances and earning three NJCAA D1 National Championships. Rardin compiled a



remarkable 934-252 (.788) record over that span while averaging more than 46 wins per season, including a 452-69 (.868) conference/regional record and 122-43 (.739) record in postseason play. Over the past 20 years, no other Division I junior college baseball program has won more games or more postseason championships than Iowa Western.

That success has resulted in Rardin earning three National Coach of the Year honors, 10 District Coach of the Year awards and 12 Louisville Slugger Coach of the Year accolades. He was also a 2015 inductee into the NJCAA Hall of Fame.

Rardin's tutelage has led to student-athlete success both on the field and in the classroom. Since Rardin's arrival to Iowa Western, the Reivers have seen 142 players sign with NCAA Division I programs while 101 student-athletes have earned First Team All-Region honors, 44 have received First Team All-Northern District recognition, 21 have been named NJCAA All-Americans and two have been tabbed NJCAA National Players of the Year.

Academically, the program has been named the NJCAA Spring National Academic Team of the Year nine times, with numerous student-athletes earning individual honors as well. The Reivers have had 58 NJCAA Academic All-Americans, 15 NJCAA Distinguished Academic All-Americans and one NJCAA Male Scholar-Athlete of the Year during Rardin's time at Iowa Western.

Rardin and the Reivers' three NJCAA D1 National Championships came in 2010, 2012 and 2014, with the team also earning national runner-up status in 2019. Iowa Western made NJCAA Division I baseball history by becoming the first Northern District team to win the World Series in 2010 while also leading the country with a .398 team batting average, with Brent Seifert recording a program-record .485 average at the plate. During the Reivers' 2012 championship run, the team set a program record with 62 wins to go along with a nation-leading .403 batting average, while Tanner Krieteimer posted a program-best 1.78 ERA. The 2014 championship team compiled a 56-11 record en route to its 10th consecutive Regional Tournament Championship, finishing the season ranked second in the nation with a .354 batting average while seeing six players named as All-Region Performers.

Rardin has also accumulated experience in the national coaching circuit, serving as the assistant coach on the NJCAA/USA National Team in 2008 and 2010 while also spending the summer of 2014 as the head coach of the USA Junior College Team that participated in the 80th year of the NBC Tournament – earning a third-place finish in the tournament after being together as a team for only three weeks. In that same summer of 2014, Rardin was also invited to coach and instruct for the USA Baseball Organization. In both 2014 and 2015, he was selected to manage one of the teams while also helping to organize practices and evaluations with the 18U tryouts for the Tournament of Stars.

Before his time at Iowa Western, Rardin made stops at Lamar Community College, Yavapai College, Baylor University and Bluefield College in assistant roles. In the fall of 2003, he worked under Scott Crampton at Lamar Community College. From 2000-02, Rardin was an assistant for Sky Smeltzer at Yavapai College. He came to Yavapai from Baylor University, where he spent two years as the volunteer coach. Rardin's first job in college baseball was at Bluefield College, where he served as the pitching coach. He has also accumulated five summers of coaching experience in the Jayhawk and Northwoods summer collegiate leagues.

Rardin began his collegiate playing career with a two-year stint at Indian Hills Community College before finishing out his eligibility at Iowa Wesleyan. He graduated from Starmont High School where he enjoyed a successful athletic career, lettering 14 times in four different sports.

Rardin and his wife, Dawn, have two sons – Tyler Maddux and Griffin Hill.

HEAD COACHING CAREER RECORD	
2003: Iowa Western CC.....	37-15
2004: Iowa Western CC.....	43-10
2005: Iowa Western CC.....	49-13
2006: Iowa Western CC.....	37-13
2007: Iowa Western CC.....	42-18
2008: Iowa Western CC.....	55-12
2009: Iowa Western CC.....	39-24
2010: Iowa Western CC.....	51-12
2011: Iowa Western CC.....	43-20
2012: Iowa Western CC.....	62-6
2013: Iowa Western CC.....	45-24
2014: Iowa Western CC.....	56-11
2015: Iowa Western CC.....	54-7
2016: Iowa Western CC.....	52-15
2017: Iowa Western CC.....	44-16
2018: Iowa Western CC.....	54-7
2019: Iowa Western CC.....	52-11
2020: Iowa Western CC.....	20-4
2021: Iowa Western CC.....	50-10
2022: Iowa Western CC.....	49-14
2023: WKU .....	33-26
2024: WKU .....	36-22
22 SEASONS .....	1,003-300 (.770)





# ROB FOURNIER

**ASSISTANT COACH - HITTING/RECRUITING**

**3RD SEASON AT WKU | MACMURRAY ('94)**

Rob Fournier enters his third season at WKU after joining the staff as an assistant coach in June of 2022.

As the head of the recruiting efforts for the Hilltoppers, Fournier's 2024 recruiting class ranked among the top six of team's bringing in JUCO prospects.

Fournier's leadership on the offensive side lead to improvements in 18 categories at the plate for WKU in 2023. Five players notched batting averages over .300 while every single player totaled an on-base percentage over .300.

Before coming to WKU, Fournier spent 26 seasons as the head coach at Wabash Valley College. During that time, he accumulated 1,109 career wins while his Warrior teams won 16 Great Rivers Athletic Conference (GRAC) Championships. In his first year at the helm, he helped turn around a 12-win team to a 37-win mark in the 1997 season. The program has since rattled off 26 consecutive winning seasons, recording at least 30 wins in each campaign while collecting 17 total 40-plus-win seasons. They totaled 50 or more wins in eight seasons and in his last three years as head coach, his team had the best record in the country, going a combined 129-16 (.890).

Fournier's teams made two NJCAA D1 World Series appearances, earning a third-place finish in 2017 and fourth-place finish this past season in 2022. In 2020, WVC earned the NJCAA No. 1 ranking. For his success at the helm, Fournier has won 14 GRAC Coach of the Year awards and was a 2022 inductee into the NJCAA Hall of Fame.

Among Fournier's accolades, the 2019 team won 49 consecutive games and spent eight weeks ranked No. 1 and in 2020, his team finished ranked No. 1.

Along with team success, Fournier's tutelage also led to individual success for his student-athletes. During his tenure, Wabash Valley saw over 390 players move

## THE FOURNIER FILE

### PERSONAL

**Born:** January 24, 1972

**Hometown:** Ojai, Calif.

**Family:** Jennifer (Wife), Kyle and Nik (Sons)

### EDUCATION

**MacMurray:** B.A. (Psychology and P.E. - 1994)

### PLAYING CAREER

**College:** Ventura CC (1991-92); MacMurray (1993-94)

### COACHING CAREER

**1995-96:** MacMurray (Hitting Coach/Recruiting)

**1997-2022:** Wabash Valley CC (Head Coach)

**2022-Present:** WKU (Assistant Coach)

on to NCAA Division I programs, while 93 players have been drafted or signed professionally.

Prior to his time at Wabash Valley, Fournier spent two years as the hitting coach and recruiting coordinator for MacMurray College in 1995 and 1996. In those two seasons, MacMurray produced a 62-22 record while making two regional appearances. Fournier also has professional scouting experience as an associate, spending seven years with the Cleveland Guardians, the past 10 years with the Philadelphia Phillies, and currently serves as an Advision Clinic Speaker for USA Baseball.

As a player, Fournier spent two years as a shortstop for Ventura Community College (CA) in 1991 and 1992 before transferring to MacMurray College for his final two seasons, where he became an all-conference centerfielder while graduating with a bachelor's degree in Psychology and Physical Education.

Fournier is a native of Ojai, Calif., and his wife, Jennifer, is from Ft. Branch, Ind.



# DILLON NAPOLEON

**ASSISTANT COACH - PITCHING**

**3RD SEASON AT WKU | UAB ('12)**

Dillon Napoleon joined the WKU baseball staff as an assistant coach in June of 2022.

In two years as the leader of the pitching staff, Napoleon's group has been towards the top of Conference USA in almost every category. Since the 2023 season, the Tops have the most saves in the conference with 36 total while boasting the third-best ERA each year, 5.02 in 2023 and 5.02 in 2024. Napoleon has had four pitchers selected in the MLB Draft and one sign a free agent contract out of WKU. In 2023, RHP CJ Weins was selected in the sixth round of the 2023 MLB Draft by the Boston Red Sox while LHP Cam Tullar signed with the Los Angeles Angels. Three pitchers were selected in the 2024 MLB Draft, beginning with LHP Jacob Bimbi going in the 11th round to the Pittsburgh Pirates, followed by RHP Mason Burns heading to the St. Louis Cardinals in the 14th round and RHP Grant Burleson getting selected in the 18th round by the Houston Astros. With these three picks, WKU has now had transfer pitchers selected in two consecutive MLB Drafts.

2024 was a big year for the Tops pitching staff as they ended the year with 490 strikeouts, the most by a WKU Baseball team in program history. Overall, WKU finished among the best in the conference once again. They tied for the most saves in CUSA with 19 while notching the third-best ERA at 5.05, and the second-least walks with 200 total. WKU closer, RHP Mason Burns, finished second in the nation and broke the WKU single-season record with 15 saves. He surpassed Ian Tompkins, who held that record since 2014. Sophomore right-hander Dawson Hall finished the 2024 campaign with a 1.69 ERA, the sixth-best in program history and the best WKU has had since 1981. Hall was named to the All-Conference USA Second Team for the second consecutive season and RHP Drew Whalen was tabbed to the Conference USA All-Freshman Team, the second year in a row the Hilltoppers had a pitcher named to the CUSA All-Freshman Team.

## THE NAPOLEON FILE

### PERSONAL

Born: June 6, 1990

Hometown: Wilmette, Ill.

Family: Bethany (Wife), Evelyn, Cora, Margot, and Bonnie (Daughters)

### EDUCATION

UAB: B.A. (Communication Management - 2012)

Concordia Chicago: M.A. (Sports Leadership - 2019)

### PLAYING CAREER

College: Heartland CC (2009-10); UAB (2011-12); 2011 CUSA Newcomer of the Year

### COACHING CAREER

2013-17: Berry College (Assistant Coach)

2017-18: Concordia Chicago (Pitching Coach)

2018-19: Northwestern (Volunteer Assistant Coach)

2020-22: Iowa Western CC (Pitching Coach)

2022-Present: WKU (Pitching Coach)

In his first year on The Hill, Napoleon's pitching staff was towards the top of Conference USA in almost every category. The Tops tied for the most saves in CUSA with 17 while notching the third-best ERA at 5.02, and the third-best opponent batting average at .256. Three of Napoleon's pitchers finished in the top 13 in ERA in CUSA with Dawson Hall ranking sixth (3.58), Devyn Terbrak at eleventh (4.34), and Lane Diuguid finishing thirteenth (4.52). Senior RHP Devyn Terbrak recorded the first nine-inning, shutout, complete-game no-hitter in WKU History against South Dakota State on March 12, 2023 in a 3-0 win over the Jackrabbits that saw Terbrak total 14 strikeouts, a career-high. True freshman RHP Dawson Hall was the only Hilltopper with All-Conference USA honors at the end of the season when he was selected to the All-CUSA Second Team. He was also the only Hilltopper pitcher to be tabbed to the CUSA All-Freshman Team. RHP Mason Burns closed out the 2023

season with 26.1 consecutive innings without allowing an earned run. Burns went almost two months without allowing a run to score.

Before coming to WKU, Napoleon spent three seasons as the pitching coach at Iowa Western CC. During that time, the Reivers sent 30 pitchers to NCAA Division I schools and saw six pitchers earn ICCAC All-Region honors. Iowa Western pitchers also took home back-to-back ICCAC Player of the Year awards, with Evan O'Toole accepting the honor in 2021 and Brant Hogue earning the accolade in 2022. In both 2021 and 2022, Iowa Western's pitching staff ranked top-five among all NJCAA Division I programs in ERA, while the 2022 staff also racked up a program-record 620 strikeouts. Napoleon mentored three MLB draft selections during his time at Iowa Western, with pitchers Tanner Kohlhepp (Detroit Tigers, 5th Round) and Jack Neely (New York Yankees, 11th Round) being selected in the 2021 MLB Draft, and Tyer Chadwick (Cincinnati Reds, 19th Round) in the 2022 MLB Draft.

Prior to his stint at Iowa Western, Napoleon spent two seasons at Northwestern, where he served as the Wildcats' assistant coach, camp coordinator and video coordinator. Napoleon assisted in the development of three MLB draftees at Northwestern, as the program saw Nick Paciorek (New York Yankees, 7th Round), Alex Ero (Boston Red Sox, 17th Round) and Jack Dunn (Washington Nationals, 20th Round) all taken in the 2019 MLB Draft.

Before working at Northwestern, Napoleon spent five seasons at Berry College while serving as the pitching coach, strength and conditioning coach and video coordinator. In the same 2019 MLB Draft that featured three Northwestern selections, Napoleon also saw former Berry College student-athlete Dylan Beasley taken in the 32nd round by the Washington Nationals.

As a student-athlete, Napoleon began his collegiate career at Heartland Community College, where he compiled a 19-1 record on the mound over two seasons while earning NJCAA All-American honors and being named the Midwest Athletic Conference Pitcher of the Year as a sophomore. Napoleon then transferred to UAB, becoming the first player in program history to be named the Conference USA Newcomer of the Year while also earning Second Team All-Conference USA honors.

Napoleon earned an associate degree from Heartland Community College in 2010 and a bachelor's degree in Communication Management from UAB in 2012 before receiving a master's degree in Sports Leadership from Concordia-Chicago in 2018.

Napoleon and his wife, Bethany, have four daughters: Evelyn, Cora, Margot and Bonnie.

## MLB DRAFT PICKS COACHED BY NAPOLEON

### 2024

Jacob Bimbi - 11th Round (Pittsburgh Pirates)  
Mason Burns - 14th Round (St. Louis Cardinals)  
Grant Burleson - 18th Round (Houston Astros)

### 2023

CJ Weins - 6th Round (Boston Red Sox)

### 2022

Tyer Chadwick - 19th Round (Cincinnati Reds)

### 2021

Tanner Kohlhepp - 5th Round (Detroit Tigers)  
Jack Neely - 11th Round (New York Yankees)

### 2019

Nick Paciorek - 7th Round (New York Yankees)  
Alex Ero - 17th Round (Boston Red Sox)  
Jack Dunn - 20th Round (Washington Nationals)  
Dylan Beasley - 32nd Round (Washington Nationals)



Napoleon and former Hilltopper Mason Burns





# TYLER HERBST

**ASSISTANT COACH - OFFENSE/CAMP DIRECTOR**

**3RD SEASON AT WKU | LINCOLN MEMORIAL ('00)**

Tyler Herbst enters his third season at WKU and second as an Assistant Coach after spending the 2023 season as the Director of Operations. In his role, Herbst serves as an offensive assistant and first base coach.

Before coming to WKU, Herbst spent eight seasons with Head Coach Marc Rardin at Iowa Western Community College as his Recruiting Coordinator. In 2019, Herbst was honored as the ABCA/Baseball America NJCAA Division I Assistant Coach of the Year. In addition, the Reivers won seven consecutive ICCAC Regular Season Conference Championships and had four NJCAA World Series appearances, including the runner-up in 2019.

Overall, the Reivers held a record of 375-84 (.817) while Herbst was on staff and had 14 NJCAA All-Americans, two, NJCAA Division I Rawlings Gold Glove Award Winners, one NJCAA Pitcher of the Year, 109 players sign to Division I programs, and the three highest draft picks to come out of IWCC - Dan Tillo (2017 - third round, Kansas City Royals), Keaton Winn (2018 - fifth round, San Francisco Giants), and Sean Chandler (2018 - sixth round, Texas Rangers).

Offensively, the Reivers ranked top 10 in the NJCAA for team batting average four times under Herbst (2015, 2016, 2018, 2019).

Prior to IWCC, Herbst served as the Recruiting Coordinator/Pitching Coach at Indiana State University. In five seasons, the Sycamores saw the program longest string of consecutive winning seasons in 15 years.

During his time on the bench at ISU, the program reached new heights, winning its first Missouri Valley Conference Championship in 2012 - the first outright championship in program history, as well as an NCAA Regionals At-Large selection.

Under Herbst, the Sycamores had 34 players selected to All-Conference teams while also having one Conference Player of the Year and one Newcomer of

## THE HERBST FILE

### PERSONAL

Born: January 18, 1978

Hometown: Beaver Dam, Wis.

### EDUCATION

Northern Iowa Area CC: Associate of Arts - 1998

Lincoln Memorial: B.A. (Physical Education - 2000)

### PLAYING CAREER

College: Lincoln Memorial (1990-00)

### COACHING CAREER

2000-2001: Lincoln Memorial (Volunteer Coach)

2001-2002: Northern Illinois (Assistant Coach)

2002-2005: Evansville (Assistant Coach)

2005-2006: Wabash Valley CC (Pitching Coach)

2006-2008: Arkansas-Little Rock (Assistant Coach)

2008-2013: Indiana State (Assistant Coach)

2014-2022: Iowa Western CC (Assistant Coach)

2022-2023: WKU (Director of Operations)

2023-Present: WKU (Assistant Coach)

the Year. 18 players out of Indiana State heard their name called in the MLB Draft while Herbst was an Assistant Coach.

Prior to ISU, Herbst had previous stops at Arkansas-Little Rock, Evansville, Northern Illinois, Wabash Valley CC, Lincoln Memorial University, Wisconsin Woodchucks (Northwoods Collegiate Summer League, and Athletes in Action (Alaska Collegiate Baseball League).

Herbst earned his associate degree from North Iowa Area Community College and a bachelor's degree from Lincoln Memorial University.

Herbst and his wife Jami currently reside in Bowling Green.



# DEREK FRANCIS

**DIRECTOR OF OPERATIONS**

**2ND SEASON AT WKU | LINCOLN MEMORIAL ('00)**

Derek Francis enters his second season at WKU after joining the staff as the Director of Operations prior to the 2024 season. Along with overseeing team operations, Francis also serves as the Offensive Development Coordinator for the Hilltoppers.

Francis comes to The Hill by way of Eastern Illinois. He was hired as the hitting/infield coach in July of 2021 beginning his second stint with the Panthers. Francis helped coach EIU to their third NCAA Tournament appearance in Division I program history in 2023 (Vanderbilt Regional). The team set the school record for wins (38) and won the OVC Tournament Championship.

The 2023 offense was one of the best in school history ranking in the top 10 in multiple EIU team categories: runs (418 - 4th), hits (592 - 3rd), doubles (109 - 7th), RBI (366 - 4th), walks drawn (286 - 1st), stolen bases (97 - 1st) and posted two of the top three fielding percentages in school history (2022, 2023) during his time.

Francis worked with multiple MLB draft picks while at EIU including New York Yankees 1st Round Pick, Trey Sweeney (20th overall). Sweeney made his MLB debut in August 2024.

In 2020, he worked as a volunteer assistant coach, helping EIU post an 8-6 record and reach an RPI of 60, the highest in the OVC, during the shortened season due to the coronavirus pandemic.

In 2021, Francis was hired as an assistant coach at Pittsburg State serving as the hitters and infield coach. During his time there, he coached four All-MIAA selections including NCAA Division II All-American Dawson Pomeroy and future MLB Draft pick, Garrett McGowan.

In 2017, Francis began his coaching career at Emporia State working with the hitters and outfielders.

## THE FRANCIS FILE

### PERSONAL

Born: June 29, 1993

Hometown: Manhattan, Kan.

### EDUCATION

Emporia State: B.S. (Crime & Delinquent Studies - 2016)

### PLAYING CAREER

College: Iowa Western CC (2013-14); Old Dominion (2015); Emporia State (2016)

### COACHING CAREER

2017-19: Emporia State (Assistant Coach)

2020: Eastern Illinois (Volunteer Assistant Coach)

2021: Pittsburg State (Assistant Coach)

2021-2024: Eastern Illinois (Assistant Coach)

2024-Present: WKU (Director of Operations)

The team finished the season 42-13 winning the conference championship and hosting the NCAA Central Regional.

Francis graduated with a bachelor's degree from Emporia State in 2016 and earned all-MIAA honors during his senior season after playing two seasons at Iowa Western Community College under head coach Marc Rardin. Francis was a member of the 2014 NJCAA World Series Champion Team.

Francis is a native of Manhattan, Kan.



# AISLYN WELCH

## GRADUATE ASSISTANT - 1ST SEASON

Aislyn Welch was hired as the WKU Baseball Graduate Assistant in August of 2024. In her role, Welch currently serves as the office manager and contributes to the on-campus recruiting efforts.

organizational leadership with a certification in intercollegiate athletic administration.

Welch has three years of experience working for the Tampa Bay Rays at Bowling Green Ballpark and PBR Tennessee showcases doing baseball analytics.

She was invited to attend 2024 Winter Meetings Advancing Bases Day 2 Event and has worked the 2024 Futures Games with PBR Tennessee.

Welch is from Murfreesboro, Tenn. and currently resides in Bowling Green.

A 2023 magna cum laude graduate of WKU, Welch earned her bachelor's degree in Sports Management while working as a student manager for WKU Baseball from 2021-23 and WKU Football from 2022-23.

She is currently pursuing her master's degree in

# STUDENT MANAGER STAFF



Nick Gehrke



Brayden Stroud



Jonathan O'Neil



Trevor Diamond



Aidan Grace



Logan Wood



Toby Shaw



# DUSTIN WILSON

## ASSOCIATE ATHLETIC TRAINER - 19TH SEASON


Dustin Wilson serves as an Associate Athletic Trainer on The Hill, working primarily with the Hilltopper baseball program and as the department's coordinator of record keeping and technology.

Prior to joining the Hilltoppers in 2006, Wilson served as the head certified Athletic Trainer at Union (KY) College from 2004-06, and as an assistant from 2002-04. Wilson graduated in May of 2000 with a Bachelor of Science degree in Athletic Training from Eureka (Ill.) College, and went on to earn a Master of Science degree in Health, Physical Education, and Recreation with an emphasis in Exercise Physiology and Biomechanics from Illinois State University in May of 2002.

In addition to his certification as an Athletic Trainer,

Wilson also earned the credential of Certified Strength and Conditioning Specialist from the National Strength and Conditioning Association in 2002.

A native of Arrowsmith, Ill., Dustin currently resides in Glasgow with his wife Chasity, and their daughters Riley and Raegan and son Rhett.



# DUANE HALL

## STRENGTH AND CONDITIONING - 30TH SEASON

conditioning coach.

Hall has been a member of WKU's strength and conditioning staff for 30 years, and during his time on The Hill he has worked with every sport at one time or another.

Hall currently oversees a staff of strength and conditioning coaches that works with WKU's 16 varsity sports. Hall has helped coach 29 WKU teams that have won conference championships, most recently the 2023-24 men's basketball team that took home the

Conference USA Tournament Title.

Hall earned his degree in physical education from WKU in 1996, and he finished his master's degree at WKU in 2006. Hall is certified through the National Strength and Conditioning Association as a Certified Strength and Conditioning Specialist (CSCS).

Hall is married to former Lady Topper track and field standout Laura Wesseling, and the couple has three sons, Darian, Dawson and Daxton.

His son Dawson is a junior on the WKU Baseball team.



# THE HILLTOPPERS



# 2 AUSTIN HALLER

SENIOR - INF - 6-0 - 195 - L/R

LA MIRADA, CALIF. | SANTA ANA COLLEGE

**2024 (Junior):** Appeared in 50 games while making 39 starts, primarily at second base ... Posted a .299 / .426 / .321 slash line while leading the team with a .319 batting average in conference ... Had 41 hits, including three doubles with 13 RBI and 26 runs scored ... Recorded a fielding percentage of .971 with 85 assists and 82 putouts with only five errors ... Notched four three-hit performances against Jacksonville State, No. 8 Dallas Baptist, Middle Tennessee and FIU ... Went 2-for-4 with three RBI and one run scored against New Mexico State in the Conference USA Championships (5/23).

**Before WKU:** Played two years at Santa Ana College in California ... Appeared in 94 games for the Dons, recording a .331 / .479 / .464 slash line ... Helped lead his team to the CCCAA State Championship in 2023 ... Totaled 115 hits with 12 doubles, five triples and eight homers with 71 RBI and eight stolen bases in two seasons.


**At Sonora HS:** Lettered in baseball four times at Sonora.

**Personal Info:** Born March 13, 2003 in La Mirada, Calif. ... Son of David Haller, a supervisor for Bimbo Bakeries, and April Haller, a manager at AT&T ... Has two younger siblings, Aidan and Allison ... Majoring in sports management at WKU ... Biggest thrill in sports is winning the state championship at his JUCO ... His favorite athlete is Derek Jeter because he made him fall in love with baseball ... Chose WKU because it felt like the place he needed to be ... Plans to be involved in sports management or marketing after college ... His father has had the biggest influence on his career because he taught him everything he knows, and he wouldn't be here without him ... Hobbies include golfing, snowboarding and skiing.

## HALLER'S WKU STATISTICS

Year	avg	gp-gs	ab	r	h	2b	3b	hr	rbi	tb	slg%	bb	hbp	so	gdp	ob%	sf	sh	sb-att	po	a	e	fld%
2024	.299	50-39	137	26	41	3	0	0	13	44	.321	23	8	18	2	.426	1	7	2-4	82	85	5	.971
TOTAL	.299	50-39	137	26	41	3	0	0	13	44	.321	23	8	18	2	.426	1	7	2-4	82	85	5	.971





# 4 ANTHONY WESTBROOK

R-SENIOR - C - 6-1 - 195 - L/R

BRADENTON, FLA. | FLORIDA SW STATE

**2024 (Senior):** Redshirted.

**Before WKU:** Played one season at East Georgia State in 2021, one season at the College of Central Florida in 2022 and one season at Florida Southwestern State from 2023 ... Produced a .315 batting average with seven home runs and 42 RBI in 33 contests at East Georgia State ... Totaled a .313 / .430 / .524 slash line at FSW while recording seven home runs, 10 doubles and 30 RBI.

**At Inspiration Academy:** Lettered four times in baseball ... Awarded Hitter of the Year his sophomore and junior year.

**Personal Info:** Born Sept. 3, 2001 in Newport News, Va. ... Son of Santina and Craig ... Has one sibling, Sunshine ... Majoring in finance at WKU ... Biggest thrill in sports is throwing out a runner ... Favorite athlete is Yadier Molina because he is the best catcher in the modern era of baseball ... Plans to be a finance manager after college.

GENERAL

HILLTOPPERS

2024 REVIEW

HISTORY

OPPONENTS



5 JACK BENNETT  
JUNIOR - RHP - 6-2 - 210 - R/R  
PADUCAH, KY. | MCCracken County HS

CUSA Pitcher of the Week (April 8, 2024)

**2024 (Sophomore):** Appeared in 17 games while making 12 starts, mostly as a weekend rotation starting pitcher ... Went 6-4 with a 5.66 ERA in 70.0 innings pitched while striking out 69 batters ... Earned wins against Milwaukee, SEMO, Jax State, No. 8 Dallas Baptist, Sam Houston and Liberty ... Struck out eight in 7.0 innings without allowing a run against Milwaukee (3/8) ... Awarded CUSA Pitcher of the Week after a career night against No. 8 Dallas Baptist when he struck out 11 batters in 8.2 frames while allowing just one run (4/5).


**2023 (Freshman):** Made 24 appearances on the mound for the Hilltoppers ... Produced a 7.34 ERA with 37 strikeouts in 38.0 innings of work ... Recorded a save in the Hilltoppers' 10-3 defeat of South Dakota State (3/11).

**At McCracken County HS:** Lettered two times in baseball and football ... 2022 Gatorade Player of the Year ... District Tournament MVP ... Region I Player of the Year ... Had a 0.60 ERA pitching his senior year with a .475 batting average and eight home runs.

**Personal Info:** Born July 8, 2004 in Paducah, Ky. ... Son of Rob, a regional sales manager for Zurich Insurance and Keri, an occupational therapist ... Has a younger sister, Addy ... Majoring in biology at WKU ... Biggest thrill in sports is in his senior year of high school in the semifinals, his team was down by one in top of seventh and he led off the inning with a double ... Favorite athlete is Mike Tyson because of his commitment and dedication to his sport and how much of a joy he is to watch compete ... Plans to pursue a doctorate in physical therapy after college ... His father has had the biggest influence on his athletic career because he has been the person that's always encouraged him and supported him through every sport he has played and always kept him going ... Hobbies include pickup basketball, video games and enjoying time with friends.

BENNETT'S CAREER STATISTICS

Year	era	w-l	app	gs	cg	sho	sv	ip	h	r	er	bb	so	2b	3b	hr	bf	bavg	wp	hbp	bk	sfa	sha
2023	7.34	0-3	24	2	0	0/0	1	38.0	39	34	31	16	37	10	2	5	176	.267	0	8	0	3	3
2024	5.66	6-4	17	12	0	0/3	1	70.0	72	46	44	17	69	13	2	12	304	.263	2	10	0	1	2
TOTAL	6.25	6-7	41	14	0	0/3	2	108.0	111	80	75	33	106	23	4	17	480	.264	2	18	0	4	5



6

JOEY BARAN

SENIOR - C - 5-8 - 186 - L/R

AUSTIN, TEXAS | WEATHERFORD COLLEGE

**2024 (Junior):** Appeared in 48 games while making 36 starts for the Hilltoppers ... Posted a .303 / .429 / .402 slash line ... Had six doubles and two home runs, including a grand slam, with 26 RBI and 19 runs scored ... Recorded a .995 fielding percentage with 175 putouts and 20 assists ... Had four RBI with a grand slam in a win against Purdue Fort Wayne (2/24) ... Went 3-for-5 with a three-run home run, a double and one run scored in the series at Sam Houston (4/12-14).

**Before WKU:** Spent one season at Incarnate Word and one season at Weatherford College ... Appeared in 17 games for the Cardinals while starting eight at catcher ... Finished the season with five hits and seven RBI ... Appeared in 59 games at Weatherford and posted a .328 / .494 / .571 slash line ... Recorded 58 hits with 12 doubles, two triples and nine home runs with 52 RBI in 2023.


**At L.C. Anderson HS:** Lettered in baseball and football ... Notched a .580 on-base percentage ... Awarded 26-6A District Newcomer of the Year and 2021 Male Athlete of the Year.

**Personal Info:** Born Jan. 3, 2003 in Austin, Texas ... Son of Jeff and Ann ... Has two older brothers, James and Jacob ... Majoring in finance at WKU ... Biggest thrill in sports is hitting a walk-off home run ... His favorite athlete is Jackson Sigman because he has been a great mentor to him ... Chose WKU because it is a great place for him to get his degree and play baseball ... Plans to pursue a career in professional baseball or be a financial planner after college ... One of his hobbies is frisbee golf.

BARAN'S WKU STATISTICS

Year	avg	gp-gs	ab	r	h	2b	3b	hr	rbi	tb	slg%	bb	hbp	so	gdp	ob%	sf	sh	sb-att	po	a	e	fld%
2024	.303	48-36	122	19	37	6	0	2	26	49	.402	21	8	14	3	.429	3	8	2-6	175	20	1	.995
TOTAL	.303	48-36	122	19	37	6	0	2	26	49	.402	21	8	14	3	.429	3	8	2-6	175	20	1	.995





# 7 CALEB MARMO

SENIOR - OF - 5-11 - 185 - L/R

JOHNSON CITY, TENN. | WAKE FOREST/WALTERS STATE CC

**2024 (Junior):** Appeared in 48 games while making 26 starts at center field ... Posted a .211 / .366 / .367 slash line ... Had four home runs and two doubles with 14 RBI and 22 runs scored ... Recorded a .985 fielding percentage with 65 putouts and just one error ... Hit home runs against No. 8 Dallas Baptist, Louisville and Middle Tennessee ... Went 2-for-3 with a home run, three RBI and two runs scored at Louisiana Tech (5/10).

**Before WKU:** Redshirted his freshman season at Wake Forest before playing two years at Walters State CC ... Appeared in 95 games for the Senators recording a .328 / .484 / .534 slash line ... Totaled 76 hits with 13 doubles, one triple and 11 homers with 51 RBI and 29 stolen bases in two seasons.

**At Science Hill HS:** Lettered three times in baseball ... Member of the 2019 All-State Team.

**Personal Info:** Born Jan. 24, 2002 in Johnson City, Tenn. ... Son of Scott, a personal financial planner and Kim, ex-military ... Has an older sister, Grace and a younger brother, Josh ... Majoring in finance at WKU ... Biggest thrill in sports is a comeback ... His favorite athlete is Tiger Woods because of his mentality ... Chose WKU because of the coaches, opportunities, campus and his major ... Plans to start his own business after college ... His father has had the biggest impact on his athletic career because he has been his role model and has been the biggest help his whole life ... Hobbies include hunting, golfing and traveling.

## MARMO'S WKU STATISTICS

Year	avg	gp-gs	ab	r	h	2b	3b	hr	rbi	tb	slg%	bb	hbp	so	gdp	ob%	sf	sh	sb-att	po	a	e	fld%
2024	.222	48-26	90	22	20	2	0	4	14	34	.378	20	2	29	0	.375	0	6	6-8	65	0	1	.985
TOTAL	.222	48-26	90	22	20	2	0	4	14	34	.378	20	2	29	0	.375	0	6	6-8	65	0	1	.985



8

CAMDEN ROSS

JUNIOR - C - 6-2 - 215 - R/R

BROOMFIELD, CO. | BROOMFIELD HS

2025 D1Baseball MLB Draft Top 150 College Prospects (96)

**2024 (Sophomore):** Appeared in 46 games while making 42 starts as the team's everyday catcher before going down with injury ... Posted a .296 / .438 / .451 slash line ... Had 13 doubles and three home runs, including one grand slam, with 34 RBI and 21 runs scored ... Had a .983 fielding percentage with 262 putouts and 30 assists while throwing out 13 base runners ... Went 2-for-4 with a grand slam and a two-run double in a 10-run rule win over FIU (3/23).


**2023 (Freshman):** Appeared in 33 games while making 24 starts ... Produced a .179 /.218 /.330 slash line ... Tallied 14 hits, 10 runs, three doubles and seven RBI ... Had four sacrifice bunts, one sacrifice fly and one stolen base ... Had a career-high two doubles in a win at Belmont (2/21) ... Notched a team-high 15 putouts against South Dakota State (3/12).

**At Broomfield HS:** Lettered four times in baseball ... 2022 BoCoPreps.com Player of the Year ... Helped his team win the 2022 5A State Championship ... Had an astounding .627 batting average his senior year.

**Personal Info:** Born Feb. 4, 2004 in Broomfield, Co. ... Son of Brad, who works in Sales, and Lindsay, who works as a CPA ... Has a younger sister, Livia ... Majoring in finance at WKU ... Biggest thrill in sports is winning the Colorado state championship game ... Favorite athlete is Cal Ripken Jr. because of his work ethic and his refusal to take days off ... Chose WKU because the environment and coaching staff ... Plans to play baseball as long as he can after college ... Hobbies include hanging out with his friends and family.

ROSS' CAREER STATISTICS

Year	avg	gp-gs	ab	r	h	2b	3b	hr	rbi	tb	slg%	bb	hbp	so	gdp	ob%	sf	sh	sb-att	po	a	e	fld%
2023	.179	33-24	78	10	14	3	0	0	7	17	.218	9	9	19	2	.330	1	4	1-1	148	9	2	.987
2024	.296	46-42	142	21	42	13	0	3	34	64	.451	26	13	30	3	.438	4	3	3-4	262	30	5	.983
TOTAL	.255	79-66	220	31	56	16	0	3	41	81	.368	35	22	49	5	.401	5	7	4-5	410	39	7	.985



# 9 DAWSON HALL

JUNIOR - RHP - 6-1 - 198 - R/R

BOWLING GREEN, KY. | BOWLING GREEN HS

**2024 All-CUSA USA Second Team**  
**2024 Preseason All-Conference USA**  
**2023 All-CUSA Second Team**  
**2023 Conference USA All-Freshman Team**

**2024 (Sophomore):** Appeared in 10 games while making seven starts on the mound ... His 1.69 ERA was the best the program has had since 1981 and was the sixth-best in WKU program history ... Posted a 3-0 record with 25 strikeouts in 32.0 innings while holding opponent's to a .217 batting average ... Earned wins against Purdue Fort Wayne, West Virginia and Sam Houston ... Had six strikeouts in a career-high, 7.0 innings pitched without allowing a run on three hits and no walks against Purdue Fort Wayne (2/25) ... Held West Virginia to two runs in 5.0 frames while striking out four (3/3).

**2023 (Freshman):** Appeared in 16 games with 12 starts on the mound for the Hilltoppers ... Had a team-best 7-4 record with a 3.58 ERA while accumulating 44 strikeouts in 65.1 innings ... Notched four wins in his first six outings ... Pitched a team-high 5.0 or more innings in nine of his 12 starts ... Had seven strikeouts against Louisiana Tech (3/25).

**At Bowling Green HS:** Lettered two times in baseball ... All-District Team member.

**Personal Info:** Born June 3, 2004 in Bowling Green, Ky. ... Son of Duane, the Director of Strength and Conditioning at WKU, and Laura, a Clinical Education Coordinator for the School of Nursing at WKU ... Has an older brother, Darian and a younger brother, Daxton ... Majoring in kinesiology at WKU ... Biggest thrill in sports is winning ... Favorite athlete is Bo Bichette because he plays the game the right way and is fun to watch ... Chose WKU because he is a third generation WKU student ... Plans to pursue a career in physical therapy after college ... His father has had the biggest influence on his athletic career because he always will push him to get better at whatever he is doing.

## HALL'S CAREER STATISTICS

Year	era	w-l	app	gs	cg	sho	sv	ip	h	r	er	bb	so	2b	3b	hr	bf	bavg	wp	hbp	bk	sfa	sha
2023	3.58	7-4	16	12	0	0/0	0	65.1	56	31	26	24	44	5	0	6	275	.232	5	6	0	2	2
2024	1.69	3-0	10	7	0	0/1	0	32.0	25	7	6	5	25	2	0	5	123	.217	0	2	0	0	1
TOTAL	2.96	10-4	26	19	0	0/1	0	97.1	81	38	32	29	69	7	0	11	398	.228	5	8	0	2	3





10

DYLAN O'CONNELL

JUNIOR - OF - 5-10 - 189 - R/R

EAU CLAIRE, WIS. | ST. THOMAS

**2024 (Sophomore):** Appeared in 39 games while making 38 starts in the outfield ... Produced a .280 / .366 / .373 slash line ... Had five doubles and three home runs with 20 RBI, 33 runs scored and 17 stolen bases ... Hit home runs against West Virginia, Milwaukee and Middle Tennessee ... Had a perfect fielding percentage with 87 putouts and four assists ... Tallied four hits against Purdue Fort Wayne (2/23) ... Had three hits, including one home run, with two RBI and a run scored in a win over West Virginia (3/3) ... Tied for the third-most stolen bases in a single-game in program history with three at Louisville (4/23).

**Before WKU:** Played one season at St. Thomas ... Appeared in 42 games with 40 starts, including 22 at third base, 11 at designated hitter and seven in left field ... Held a batting average of .245 with 38 hits, four doubles and two triples to go along with seven stolen bases ... Recorded a .954 fielding percentage on 33 putouts and 29 assists.

**At Eau Claire Memorial HS:** Lettered three times in baseball ... District Player of the Year ... Conference Player of the Year ... Multiple time First Team All-State member ... Conference Player of the Year Runner-Up ... First Team All-District ... First Team All-Conference.

**Personal Info:** Born Nov. 13, 2003 in Eau Claire, Wis. ... Son of Sarah, an accountant, and Brad, a baseball coach ... Has one sibling, Camryn ... Biggest thrill in sports is hitting a home run ... Chose WKU for the campus and baseball program ... Hopes to start a real estate company after graduating ... Hobbies include hitting the gym and playing video games.

O'CONNELL'S WKU STATISTICS

Year	avg	gp-gs	ab	r	h	2b	3b	hr	rbi	tb	slg%	bb	hbp	so	gdp	ob%	sf	sh	sb-att	po	a	e	fld%
2024	.280	39-38	150	33	42	5	0	3	20	56	.373	15	7	26	0	.366	3	4	17-23	87	4	0	1.000
TOTAL	.280	39-38	150	33	42	5	0	3	20	56	.373	15	7	26	0	.366	3	4	17-23	87	4	0	1.000



11

LUCAS LITTERAL

JUNIOR - LHP - 6-5 - 178 - L/L

PAINTSVILLE, KY. | REND LAKE COLLEGE

CUSA Pitcher of the Week (May 20, 2024)

**2024 (Sophomore):** Appeared in 21 games on the mound for the Hilltoppers ... Posted a 4.31 ERA with a 4-3 record and two saves ... Had 41 strikeouts in 31.1 innings pitched ... Earned wins against Milwaukee, Jacksonville State, Middle Tennessee and New Mexico State ... Awarded CUSA Pitcher of the Week after striking out seven batters in 4.2 innings of relief work while allowing just one run on two hits in a win over New Mexico State (5/16).

**Before WKU:** Played one season at Rend Lake College ... Started all of his 13 appearances on the mound ... Totaled an 8-3 record with three complete games ... Notched a 2.91 ERA in 80.1 innings pitched ... Recorded 102 strikeouts while only allowing 31 walks and 25 earned runs.

**At Magoffin County HS:** Lettered in baseball and football ... Selected for the academic honor roll ... Recorded 121 strikeouts in his senior year of high school.

**Personal Info:** Born Nov. 27, 2002 in Paintsville, Ky. ... Son of Jacob Litteral, a counselor, and Krystal Litteral, a nurse ... Has younger siblings, Colin, Kaden and Aubree ... Majoring in biology at WKU ... Biggest thrill in sports is winning a major championship ... His favorite athlete is Lou Gehrig ... Chose WKU because it's a great school and close to home ... Plans to start a career in occupational therapy after college ... His father has had the biggest influence on his athletic career ... Hobbies include golf.

LITTERAL'S WKU STATISTICS

Year	era	w-l	app	gs	cg	sho	sv	ip	h	r	er	bb	so	2b	3b	hr	bf	bavg	wp	hbp	bk	sfa	sha
2024	4.31	4-3	21	0	0	0/0	2	31.1	31	19	15	12	41	6	0	6	136	.263	5	2	0	1	3
TOTAL	4.31	4-3	21	0	0	0/0	2	31.1	31	19	15	12	41	6	0	6	136	.263	5	2	0	1	3



12

ELLIOTT ROSSELL

R-SOPHOMORE - RHP - 6-1 - 198 - R/R

ZIONSVILLE, IND. | ZIONSVILLE COMMUNITY HS

**2024 (Redshirt Freshman):** Appeared in 10 games on the mound for WKU ... Posted an 11.68 ERA with a 2-0 record ... Had nine strikeouts in 12.1 innings pitched ... Earned wins at Austin Peay (3/12) and against Bellarmine (4/10).

**2023 (Freshman):** Redshirted.

**At Zionsville Community HS:** Lettered once in baseball.

**Personal Info:** Born Nov. 18, 2003 in Caramel, Ind. ... Son of Keith, a fire service technician, and Lisa, the Executive Director of Special Education for Indianapolis Public Schools ... Has a twin brother, Owen, and two younger siblings, Craig and Logan ... Biggest thrill in sports would be the Cleveland Browns winning a Super Bowl ... Favorite athlete is Nick Chubb because he has fight in him ... Chose WKU because of the coaching ... His Papa has had the biggest influence on his athletic career because he was always a fighter with his cancer and his family. He wants to be able to show his family he will keep fighting for them until he physically cannot ... Hobbies include hanging out with family.

ROSSELL'S CAREER STATISTICS

Year	era	w-l	app	gs	cg	sho	sv	ip	h	r	er	bb	so	2b	3b	hr	bf	bavg	wp	hbp	bk	sfa	sha
2024	11.68	2-0	10	0	0	0/0	0	12.1	19	17	16	6	9	2	1	3	67	.339	3	3	0	0	2
TOTAL	11.68	2-0	10	0	0	0/0	0	12.1	19	17	16	6	9	2	1	3	67	.339	3	3	0	0	2

GENERAL

HILLTOPPERS

2024 REVIEW

HISTORY

OPPONENTS





# 13 ETHAN LIZAMA

SENIOR - OF - 6-2 - 207 - L/L

GUAM | GULF COAST STATE

**2024 CUSA All-Tournament Team**  
**2024 Perfect Game JUCO to Four-Year Top 50 (49)**

**2024 (Junior):** Appeared in all 56 games while making 54 starts in the outfield ... Posted a .309 / .373 / .536 slash line ... Hit 16 doubles, a team-high nine home runs and two triples with 42 RBI and 39 runs scored ... Had seven assists as an outfielder ... Recorded two multi-homer games with the first one coming against Liberty (4/21) and the second coming in the CUSA Championships against Dallas Baptist (5/25) ... His five hits against Austin Peay on March 12 were the most by a WKU player in a single-game since 2018.

**Before WKU:** Played two years at Gulf Coast State ... Appeared in 92 games over two seasons ... Recorded 17 home runs, 96 RBI, 71 runs scored and eight stolen bases with a .300 batting average in his two years.

**At Eastlake HS:** Lettered in baseball, basketball, football, soccer and volleyball ... Named to the All-Island First Team.

**Personal Info:** Born March 26, 2003 in Asan Heights, Guam ... Majoring in exercise science at WKU ... His favorite athlete is Aiden Gumataotao ... Plans to play professional baseball after college ... His mom has had the biggest influence of his athletic career ... Hobbies include going to the beach and hanging out.

## LIZAMA'S WKU STATISTICS

Year	avg	gp-gs	ab	r	h	2b	3b	hr	rbi	tb	slg%	bb	hbp	so	gdp	ob%	sf	sh	sb-att	po	a	e	fld%
2024	.309	56-54	207	39	64	16	2	9	42	111	.536	16	7	45	4	.373	3	1	5-9	96	7	2	.981
TOTAL	.309	56-54	207	39	64	16	2	9	42	111	.536	16	7	45	4	.373	3	1	5-9	96	7	2	.981



15

PATRICK MORRIS

SENIOR - LHP - 6-2 - 205 - L/L

CHANDLER, ARIZ. | CHANDLER-GILBERT CC

**2024 (Junior):** Appeared in seven games on the mound for the Hilltoppers ... Had five strikeouts in 8.2 innings pitched while posting a 6.23 ERA ... Tossed 2.0 frames of scoreless baseball at Louisville (4/23).

**Before WKU:** Played two seasons at Chandler-Gilbert CC ... Started all 13 of his appearances, recording a 5-4 record with three complete games in 2023 ... Notched a 2.81 ERA in 80.0 innings pitched with 64 strikeouts ... Started seven of his 12 appearances in 2022 ... Totaled 22 strikeouts in 26.1 innings of work.

**At Chandler HS:** Lettered twice in baseball.

**Personal Info:** Born May 13, 2003, in Gilbert, Ariz. ... Son of Debbie, a recruiter, and Bryan, an architect ... Has one sister, Emily ... Majoring in sports psychology ... Biggest thrill in sports is a comeback, walk-off win ... His favorite athlete is Deebo Samuel because of the way he plays the game and the intensity he brings ... Chose WKU because of the coaches and how great the campus and facilities are ... Plans to become a therapist for athletes or play baseball after college ... His high school coach, Baldy, has been the biggest influence in his athletic career because he helped him find his love of the game and pushed him to become the player he is today ... Enjoys lifting, cooking and retro bowl in his free time.

MORRIS' WKU STATISTICS

Year	era	w-l	app	gs	cg	sho	sv	ip	h	r	er	bb	so	2b	3b	hr	bf	bavg	wp	hbp	bk	sfa	sha
2024	6.23	0-0	7	0	0	0/0	0	8.2	12	6	6	1	5	1	1	3	38	.324	0	0	0	0	0
TOTAL	6.23	0-0	7	0	0	0/0	0	8.2	12	6	6	1	5	1	1	3	38	.324	0	0	0	0	0


GENERAL

HILLTOPPERS

2024 REVIEW

HISTORY

OPPONENTS



16

EVAN JONES

R-SOPHMORE - RHP - 6-3 - 217 - R/R

NORMAL, ILL. | NORMAL UNIVERSITY HS

**2024 (Sophomore):** Redshirted.

**2023 (Freshman):** Appeared in 17 games for the Hilltoppers and faced 94 batters ... Posted a 4.58 ERA along with 18 strikeouts in 19.2 innings of work ... Recorded wins in his first two appearances against Dayton (2/18) and Ohio (2/25).


**At Normal Univ. HS:** Lettered three times in baseball ... First Team All-Conference member.

**Personal Info:** Born Dec.19, 2003 in Naperville, Ill. ... Son of Aaron, a commercial insurance salesman, and Mary, a program manager ... Has a younger brother, Josh ... Majoring in business administration at WKU ... Biggest thrill in sports is hitting a game-winning shot or walk-off home run ... Favorite athlete is Michael Jordan because he always challenged himself to be the best and challenged his teammates to be the best they can ... Chose WKU because of the new coaching staff ... Plans to pursue a career in professional baseball after college ... His parents have been the biggest influence on his athletic career because they always push him to be the best person he can be on and off the field ... Hobbies include hanging out with friends and video games.

JONES' CAREER STATISTICS

Year	era	w-l	app	gs	cg	sho	sv	ip	h	r	er	bb	so	2b	3b	hr	bf	bavg	wp	hbp	bk	sfa	sha
2023	4.58	2-2	17	0	0	0/0	0	19.2	21	14	10	14	18	5	0	5	94	.269	3	1	0	0	1
TOTAL	4.58	2-2	17	0	0	0/0	0	19.2	21	14	10	14	18	5	0	5	94	.269	3	1	0	0	1





24

HUNTER SMALL

R-JUNIOR - RHP - 6-3 - 228 - R/R

OWENSBORO, KY. | OLNEY CENTRAL CC

**2024 (Junior):** Made seven appearances on the mound for WKU ... Had six strikeouts in 6.1 innings pitched before going down with injury ...Medically redshirted.

**Before WKU:** Played two seasons at Olney Central CC ... Made 10 appearances and five starts on the mound in 2023 ... Held a perfect 2-0 record with a 3.26 ERA in 30.1 innings of work while notching 26 strikeouts.

**At Owensboro Catholic HS:** Lettered in baseball and football ... held a .470 batting average and led the state in hit by pitches ... First Team All-State and Region 3 All-Area Team ... Helped lead his team to the 2021 All A State Championship.

**Personal Info:** Born March 5, 2002 in Owensboro, Ky. ... son of Kathy, a nurse, and Charley, a truck driver ... Has an older brother, Nick ... Chose WKU because of the coaching staff and the winning mentality to push you to be the best version of yourself on and off the field ... Plans to pursue professional baseball after college and then go on to become a software engineer ... His biggest thrill in sports is winning the World Series ... His favorite athlete is Marcus Stroman because of his work ethic and mentality ... His biggest influence in his athletic career is his father for always pushing him to keep going ... Hobbies include watching sports, hitting the gym, hanging out with friends and going to church.

SMALL'S WKU STATISTICS

Year	era	w-l	app	gs	cg	sho	sv	ip	h	r	er	bb	so	2b	3b	hr	bf	bavg	wp	hbp	bk	sfa	sha
2024	15.63	0-1	7	0	0	0/0	0	6.1	14	11	11	9	6	2	1	0	45	.467	0	2	1	2	2
TOTAL	15.63	0-1	7	0	0	0/0	0	6.1	14	11	11	9	6	2	1	0	45	.467	0	2	1	2	2

GENERAL	HILLTOPPERS	2024 REVIEW	HISTORY	OPPONENTS
---------	-------------	-------------	---------	-----------



# 25 CARLOS VASQUEZ

R-JUNIOR - INF - 6-1 - 207 - R/R  
BRAZIL | WALLACE-DOTHAN CC

**2024 (Junior):** Medically redshirted.

**Before WKU:** Played two seasons at Wallace-Dothan CC ... Appeared in 58 games and recorded a .430 / .498 / .612 slash line ... Totaled 92 hits with 20 doubles, five triples, three home runs, 42 RBI and seven stolen bases.

**At Lawrence HS:** Lettered four times in baseball ... Received the Rawlings Gold Glove Award ... Also competed in pickleball.

**Personal Info:** Born Feb. 3, 2003 in São Paulo, Brazil ... Son of Maria and Carlos ... Has one sibling, Gabriella ... Majoring in business management at WKU ... Plans to play professional baseball after earning a college degree ... Chose WKU because it is a great school ... Biggest influence in his athletic career is his father ... Biggest thrill in sports was playing in the World Cup in Colombia ... Enjoys doing yoga, walking his dog and watching Netflix.



# 27 ZACH LYLES

SOPHOMORE - LHP - 6-2 - 220 - L/L

FAIRMOUNT, GA. | SONORAVILLE HS

**2024 (Freshman):** Appeared in five games while making one start on the mound ... Had one at-bat as the only two-way player for WKU ... Struck out six batters in 7.2 innings while posting an 8.22 ERA ... Had two strikeouts in 2.0 frames without allowing an earned run in his only start of the season against Bellarmine (4/10).

**At Sonoraville HS:** Lettered in baseball, basketball and football ... Had a .414 batting average with eight home runs, 25 RBI and 25 stolen bases in his senior year to go along with a 0.91 ERA and 106 strikeouts in 54.2 innings pitched ... Was named to the All-State First Team as a pitcher and All-State Second Team as an outfielder ... Selected to the All-Region First Team three times.

**Personal Info:** Born March 23, 2004 in Calhoun, Ga. ... Son of Courtney, who works for USPS and Timmy, who's in the carpet industry ... Has an older brother, Tyler ... Majoring in construction management ... Biggest thrill in sports is hitting a walk-off home run ... His favorite athlete is Mike Trout because he always works hard and is a freak athlete ... Chose WKU because he loves the coaches and they push him to work every day ... Plans to play professional baseball or work in construction after college ... His father had the biggest influence on his athletic career because he pushed him to be the athlete he is today ... Hobbies outside of baseball include hunting, hanging with family and friends, working out and playing golf.

## LYLES' CAREER STATISTICS

Year	avg	gp-gs	ab	r	h	2b	3b	hr	rbi	tb	slg%	bb	hbp	so	gdp	ob%	sf	sh	sb-att	po	a	e	fld%
2024	.000	1-0	1	0	0	0	0	0	0	0	.000	0	0	1	0	.000	0	0	0-0	0	1	0	1.000
TOTAL	.000	1-0	1	0	0	0	0	0	0	0	.000	0	0	1	0	.000	0	0	0-0	0	1	0	1.000

Year	era	w-l	app	gs	cg	sho	sv	ip	h	r	er	bb	so	2b	3b	hr	bf	bavg	wp	hbp	bk	sfa	sha
2024	8.22	0-0	5	1	0	0/0	0	7.2	15	9	7	4	6	3	0	0	41	.405	2	0	0	0	0
TOTAL	8.22	0-0	5	1	0	0/0	0	7.2	15	9	7	4	6	3	0	0	41	.405	2	0	0	0	0

GENERAL

HILLTOPPERS

2024 REVIEW

HISTORY

OPPONENTS





30

KYLE HAYES

SENIOR - C/INF - 6-1 - 212 - R/R

WEST CHICAGO, ILL. | KIRKWOOD CC

**2024 (Junior):** Appeared in 31 games while making 16 starts for WKU ... Produced a .241 / .362 / .362 slash line ... Recorded 14 hits with two home runs and one double while having 14 RBI and five runs scored ... Hit home runs at Middle Tennessee and against New Mexico State ... Went 2-for-4 with a home run, an RBI and two runs scored at Middle Tennessee (4/26).

**Before WKU:** Played two seasons at Kirkwood CC ... Notched a .338 / .459 / .657 slash line in 112 games played ... Recorded 128 hits with 28 doubles, 31 home runs and 122 RBI in two seasons for the Eagles.

**At St. Charles East HS:** Lettered four times in baseball and twice in football ... Hit .412 as a freshman on varsity ... Awarded 2018 All-Area Team Captain and team captain three times ... Voted most likely to become a professional athlete by his graduating class.

**Personal Info:** Born Oct. 30, 2002 in Winfield, Ill. ... Son of Jeff, an IT systems analyst, and Kay, an accountant ... Has two siblings, Jordan and Nathan ... Majoring in sports psychology at WKU ... Biggest thrill in sports is a walk-off grand slam ... His favorite athlete is Jack Suwinski because he's a really close friend of his and helped him train and act like a high-level athlete ... Chose WKU because the coaches know how to develop players, win at a high level and campus felt like home and where he was supposed to be ... Plans to become a mental health activist and help youth and teens with depression and other mental health-related issues after college ... His brother, Jordan, has had the biggest influence on his career because he fell in love with baseball by watching him, he taught him how to play the game at a young age and he helped him through the recruiting process ... Hobbies include yoga, meditation and playing video games.

HAYES' WKU STATISTICS

Year	avg	gp-gs	ab	r	h	2b	3b	hr	rbi	tb	slg%	bb	hbp	so	gdp	ob%	sf	sh	sb-att	po	a	e	fld%
2024	.241	31-16	58	5	14	1	0	2	10	21	.362	10	1	12	2	.362	0	1	0-0	8	0	2	.800
TOTAL	.241	31-16	58	5	14	1	0	2	10	21	.362	10	1	12	2	.362	0	1	0-0	8	0	2	.800



# 35 DREW WHALEN

SOPHOMORE - RHP - 6-1 - 206 - R/R

FRANKLIN, TENN. | FRANKLIN HS

2024 Conference USA All-Freshman Team

**2024 (Freshman):** Appeared in 16 games while making eight starts on the mound for the Hilltoppers ... Posted a 2-3 record with a 5.25 ERA ... Had 25 strikeouts in 36.0 innings pitched while holding opponents to a .220 batting average ... Earned wins against Purdue Fort Wayne (2/24) and Liberty (4/20) ... Had four strikeouts in 4.2 frames while allowing just one run against Purdue Fort Wayne (2/24) ... Named to the Conference USA All-Freshman Team.

**At Franklin HS:** Lettered in baseball and bowling ... Named 2022 District MVP ... 2022 and 2023 Team MVP.

**Personal Info:** Born April 5, 2005 in Franklin, Tenn. ... Son of Anna, a store manager and Keith, a transit operator ... Has two older sisters, Katie and Meagan ... Majoring in sports management ... Biggest thrill in sports is hitting a walk-off home run ... His favorite athlete is Corey Seager because he loves the way he plays baseball and he has always been his favorite since he was a kid ... Chose WKU because he loved the campus and coaches and it felt like home ... Plans to either continue playing baseball or enter the business side of the baseball industry after college ... His dad has had the biggest influence on his athletic career because he always pushed him to do more even when he didn't want to and he was always there to help him through times when things weren't going the way he wanted them to ... Hobbies outside of baseball include bowling and golf.

WHALEN'S CAREER STATISTICS

Year	era	w-l	app	gs	cg	sho	sv	ip	h	r	er	bb	so	2b	3b	hr	bf	bavg	wp	hbp	bk	sfa	sha
2024	5.25	2-3	16	8	0	0/0	0	36.0	29	25	21	19	25	7	0	2	164	.220	1	6	0	2	5
TOTAL	5.25	2-3	16	8	0	0/0	0	36.0	29	25	21	19	25	7	0	2	164	.220	1	6	0	2	5

GENERAL

HILLTOPPERS

2024 REVIEW

HISTORY

OPPONENTS



# 37 COLE HEATH

R-SENIOR - RHP - 6-3 - 215 - R/R

HENDERSONVILLE, TENN. | DAVIDSON ACADEMY

## 2024 NCBWA Stopper of the Year Preseason Watch List

**2024 (Redshirt Junior):** Appeared in 19 games on the mound ... Posted a record of 1-1 and a career-best, 3.49 ERA ... Had 18 strikeouts in 28.1 innings ... Earned a win against New Mexico State in the CUSA Championships (5/23) ... Struck out two batters in a career-long 3.2 frames without allowing a run against New Mexico State (5/16) ... Named to the NCBWA Stopper of the Year Preseason Watch List.

**2023 (Redshirt Sophomore):** Appeared in 15 games with one start on the mound for the Hilltoppers ... Notched a record of 2-0 with a 5.26 ERA in 25.2 innings pitched ... Recorded 18 strikeouts and a .243 opponent batting average ... Earned wins against Belmont (3/7) and CUSA Champion Charlotte (4/30).

**2022 (Redshirt Freshman):** Appeared in 11 games ... Posted a 7.47 ERA and struck out 11 batters in 15.2 innings.

**2021 (Freshman):** Redshirted.

**At Davidson Academy:** Lettered three times in baseball ... 2020 TBR Top Player List ... 2018 All-Conference member ... Team won the District 5 Championship in 2019 ... National Honors Society and Mu Alpha Theta Society member ... Headmasters List.

**Personal Info:** Born March 8, 2002 in Hendersonville, Tenn. ... Son of Ryan, a mechanical engineer, and Jill, a supply and quality engineer ... Has a younger sibling, Sydney ... Father competed in track at Akron ... Majoring in exercise science at WKU ... Biggest thrill in sports was winning the District 5 Championship against the top team in the state ... Favorite athlete is Noah Syndergaard because he was inspiring by showing what it takes on the mound to give a bad team a chance ... Chose WKU because of baseball, it was close to home, it had a good atmosphere and great academics ... Plans to go to physical therapy school or play professional baseball after graduating ... His father had the biggest influence on his athletic career because he showed him what it was like to be a part of a bigger picture and he was his inspiration to be a better player and person ... Hobbies include golf, disc golf, video games and fishing.

## HEATH'S CAREER STATISTICS

Year	era	w-l	app	gs	cg	sho	sv	ip	h	r	er	bb	so	2b	3b	hr	bf	bavg	wp	hbp	bk	sfa	sha
2022	7.47	0-0	11	0	0	0/0	0	15.2	24	17	13	5	11	6	0	2	81	.353	3	4	0	1	3
2023	5.26	2-0	15	1	0	0/0	2	25.2	25	22	15	12	18	7	0	4	119	.243	5	1	0	1	2
2024	3.49	1-1	19	0	0	0/0	0	28.1	27	12	11	12	18	4	1	3	122	.252	1	2	0	0	1
TOTAL	5.04	3-1	45	1	0	0/0	2	69.2	76	51	39	29	47	17	1	9	322	.273	9	7	0	2	6





38

LUKE LEVERTON

SENIOR - RHP - 6-1 - 227 - R/R

RICHMOND, IND. | WABASH VALLEY CC

**2024 (Junior):** Appeared in 10 games on the mound for WKU ... Posted a 2-0 record with a 3.37 ERA and one save ... Had eight strikeouts in 10.2 innings ... Earned wins against Southern Indiana (3/19) and Bellarmine (5.7) ... Had two strikeouts in 2.0 innings without allowing a run and claimed a save in a win over Purdue Fort Wayne (2/24).


**Before WKU:** Played two seasons at Wabash Valley CC ... Started three of his 22 appearances and totaled a 4-4 record on the mound ... Notched a 3.98 ERA in 52.0 innings pitched in two seasons ... Recorded 58 strikeouts while only allowing 17 walks and 23 earned runs.

**At Seton Catholic HS:** Lettered in baseball and soccer ... Had a .506 career batting average, a career ERA of 1.98 and 247 career strikeouts.

**Personal Info:** Born Feb. 23, 2003 in Richmond, Ind. ... Son of Curt, a police captain, and Mary, a teacher ... Has an older brother, Jake ... Majoring in sports management at WKU ... Biggest thrill in sports is striking out the side to win a game ... His favorite athlete is Trevor Bauer because he has a great work ethic and is also electric to watch ... Chose WKU because of the culture and the winning atmosphere created here ... Plans to be a college pitching coach after college ... His parents have had the biggest influence of his athletic career because they always push him to be his best ... Hobbies include golfing.

LEVERTON'S WKU STATISTICS

Year	era	w-l	app	gs	cg	sho	sv	ip	h	r	er	bb	so	2b	3b	hr	bf	bavg	wp	hbp	bk	sfa	sha
2024	3.38	2-0	10	0	0	0/0	1	10.2	10	6	4	5	8	3	0	1	48	.263	3	1	0	1	3
TOTAL	3.38	2-0	10	0	0	0/0	1	10.2	10	6	4	5	8	3	0	1	48	.263	3	1	0	1	3



# 45 CAL HIGGINS

SENIOR - LHP - 6-5 - 245 - L/L

KEARNEY, NEB. | IOWA WESTERN CC

## 2024 CSC Academic All-District Team WKU Dean's List (Fall 2022)

**2024 (Junior):** Made 22 appearances on the mound ... Posted a 3-0 record with a 3.18 ERA ... Had 29 strikeouts in 34.0 innings pitched while holding opponents to a .218 batting average ... Earned wins against West Virginia (3/2), Milwaukee (3/10) and SEMO (3/17) ... Went eight consecutive appearances without allowing an earned run ... Had eight strikeouts in 11.1 frames in that span ... Named to the College Sports Communicator's Academic All-District Team.

**2023 (Sophomore):** Made 18 appearances with four starts on the mound for the Hilltoppers ... Produced a 9.58 ERA with 22 strikeouts in 20.2 innings of work ... Notched a career-high 3.1 innings pitched in the Conference USA Championships against No. 1-seeded Dallas Baptist (5/27).

**Before WKU:** Made 12 appearances with one start at Iowa Western CC ... Had 14 strikeouts in nine innings pitched with a 4.00 ERA.

**At Kearney HS:** Lettered three times in baseball ... 2021 All-State Second Team Member ... Helped lead his team to the 2019 state championship ... Set school records with 16 strikeouts in a single game, 82 strikeouts in a season, 119 strikeouts in a career and a 0.987 ERA in a career.

**Personal Info:** Born June 4, 2003 in Kearney, Neb. ... Son of Tim, a retired restaurant owner and Sue, an Assistant Athletic Director ... Has an older brother, Nick and an older sister, Katie ... Majoring in business administration at WKU ... Biggest thrill in sports is closing multiple games for the Eau Claire Express ... Favorite athlete is Pedro Martinez because he was one of the best pitchers in a hitter-dominated era ... His siblings had the biggest influence on his athletic career because of their competitive nature ... Hobbies include traveling and attending sporting events.

## HIGGINS' WKU STATISTICS

Year	era	w-l	app	gs	cq	sho	sv	ip	h	r	er	bb	so	2b	3b	hr	bf	bavg	wp	hbp	bk	sfa	sha
2023	9.58	0-2	18	4	0	0/0	0	20.2	24	23	22	13	22	7	0	3	106	.282	3	6	0	1	1
2024	3.18	3-0	22	0	0	0/0	0	34.0	26	13	12	14	29	2	1	3	142	.218	1	6	0	0	3
TOTAL	5.60	3-2	40	4	0	0/0	0	54.2	50	36	34	27	51	9	1	6	248	.245	4	12	0	1	4



# 1 DALTON FIVEASH

JUNIOR - INF - 5-11 - 168 - L/R

FRANKLIN, KY. | WABASH VALLEY CC

**Before WKU:** Had a two-year stint at Wabash Valley CC ... Appeared in 95 games and produced a .347 / .431 / .625 slash line ... Totaled 15 home runs, 26 doubles

and 75 RBI ... Named a GRAC All-Conference and All-Region member for the 2024 season.

**At Franklin-Simpson HS:** Lettered four times in baseball and golf ... Region Player of the Year for baseball and golf his senior year.

**Personal Info:** Born Nov. 6, 2002 in Franklin, Ky. ... Son of Micah and Tina ... Has one brother, Dylan ... Majoring in sports management at WKU ... Biggest thrill in sports is the adrenaline in a pressure situation ... His favorite athlete is Juan Soto because of his presence at the plate ... Chose WKU because of the coaching staff that knows how to win ... Plans to pursue a career in baseball after college ... His father has had the biggest influence on his athletic career because he pushed him to always be the best ... His hobbies include golf.

# REID HOWARD

FRESHMAN - INF - 6-1 - 170 - R/R

FERDINAND, IND. | FORREST PARK HS

**At Forest Park HS:** Lettered four times in baseball and basketball ... Had a .440 / .523 / .930 slash line ... Notched 40 home runs in his high school career ... Had 80 at-bats in 25 games his senior season and produced 36 hits, 20 RBI and four home runs ... Four-time all-conference team member in baseball and basketball ... Played for head coach Jarred Howard, his father.

**Personal Info:** Born June, 17, 2005 in Huntingburg, Ind. ... Son of Jarred and Natalie Howard ... Has two siblings, Drew and Bree ... Majoring in sales at WKU ...

Biggest thrill in sports is winning sectionals ... Chose WKU because he loved the campus and the coaching staff ... Favorite athlete is Trea Turner because he loves the way he plays the game ... His dad is the biggest influence on his athletic career because he got him into baseball and taught him everything he knows ... Hobbies include videos games, hunting and fishing.



GENERAL

HILLTOPPERS

2024 REVIEW

HISTORY

OPPONENTS





# 17 KYLE HVIDSTEN

JUNIOR - UTL - 6-0 - 187 - R/R

JORDAN, MINN. | IOWA WESTERN CC

**2025 D1Baseball Top 50  
Impact JUCO Transfers (29)**

**Before WKU:** Spent the last two seasons at Iowa Western CC ... Appeared in 83 games and recorded a .357 / .480 / .689 slash line ... Totaled 18 home runs, 17 doubles, four triples, 20 stolen bases and 79 RBI.

**At Jordan HS:** Lettered four times in baseball ... 2022 MSHSBCA All-State selection ... three-time MSHSBCA All-Conference selection ... Team won the 2019 MBA Class C State Championship ... PBR Junior Futures and Futures Games participant.

**Personal Info:** Born May, 21, 2004 in Burnsville, Minn. ... Son of Corey and Julie Hvidsten ... Has a sister named Katelyn ... Majoring in sports psychology at WKU ... Biggest thrill in sports is winning ... His favorite athlete is Aaron Judge because he handles himself the right way ... Chose WKU because of the coaching staff and because of the investments into success ... Plans to pursue a career in baseball regardless of what it is ... His father has had the biggest influence on his athletic career because he taught him how to have fun and love the game ... His hobbies include singing and playing drums.

# HENRY BROWN

R-JUNIOR - INF - 6-4 - 208 - R/R

EVANSVILLE, IND. | INDIANA STATE

**Before WKU:** Spent the last three seasons at Indiana State ... Went to back-to-back NCAA Tournaments with the Sycamores, including a Super Regional appearance in 2023 ... Appeared in 47 games with 33 starts and posted a .202 / .321 / .226 slash line in two seasons at Indiana State ... Notched a pair of homers, four doubles and 19 RBI.

**At Evansville Central HS:** Lettered four times in baseball, twice in basketball and twice in tennis ... Selected as the 2021 District Player of the Year ... Named Academic All-City three times for baseball and basketball while being selected twice for tennis ... Played for head coach Michael Goedde.

**Personal Info:** Born Sept. 12, 2002 in Evansville, Ind. ... Son of Damon, a teacher, and Chelsea, a teacher ... Has two siblings, Max and Emma ... Majoring in business management at WKU ... Biggest thrill in sports is winning ... His favorite athlete is Kobe Bryant because of his mentality ... Chose WKU because he believes in the coaches plans and the upward trend is exciting ... Plans to pursue a career as a smoke-jumping firefighter in Colorado ... One of his hobbies is cooking.





# 19 TREYSON PETERS

**SENIOR - RHP - 6-7 - 235 - R/R**  
COTTONWOOD, ARIZ. | GONZAGA

**Before WKU:** Peters spent two seasons at Chandler-Gilbert CC from 2022-23 and one season at Gonzaga in 2024 ... Appeared in 10 games in relief ... Went 1-0

and struck out 15 over 17.0 innings while collecting one save ... Two-time First Team All-Academic at Chandler-Gilbert.

**At Mings Union HS:** Lettered four times in baseball, four times in golf and three times in basketball ... Named Second Team All-Region for baseball in 2021.

**Personal Info:** Born Jan. 18, 2003 in Cottonwood, Ariz. ... Son of Jeremy and Rachel Peters ... Has one sibling, Riley ... Majoring in business economics at WKU ... Chose WKU because of the coaching staff and the established culture ... Biggest thrills in sports are walk-off wins and getting out of jams ... Favorite athletes are CJ Stroud and Logan Gilbert because they are both very open about their faith and seek to love Jesus more than anything else ... Plans to have a successful career in baseball or business and start a family after college ... Hobbies include music and hiking ... His secret talents are playing guitar, bass, drums and more.

# LUCAS HARTMAN

**SENIOR - RHP - 5-10 - 211 - R/R**

BRADENTON, FLA. | FLORIDA GULF COAST

# 20



**Before WKU:** Spent one season at Western Carolina, one season at Florida Southwestern State and one season at Florida Gulf Coast ... Started eight of his 19 appearances on the mound at FGCU and finished with a 6-4 record ... Posted a 5.72 ERA and recorded 60 strikeouts in 61.1 innings pitched while only allowing 25 walks ... Made 21 appearances with two starts with Florida Southwestern in 2023 and finished with a 5-1 record with seven saves ... Voted the 2023 Fireman of the Year, an award given to the Suncoast Conference's best relief pitcher.

**At Inspiration Academy:** Played for head coach Mario Jimenez.

**Personal Info:** Born Sept. 9, 2002 in Bradenton, Fla. ... Son of Joel and Leslie ... Has one sibling, Gianna ... Majoring in health science at WKU ... Favorite athlete is David Wright.

GENERAL

HILLTOPPERS

2024 REVIEW

HISTORY

OPPONENTS



# 21 DREW BARRAGAN

JUNIOR - INF - 6-0 - 200 - R/R

TRABUCO CANYON, CALIF. | EMBRY-RIDDLE

**Before WKU:** Spent the last three seasons at Embry-Riddle Aeronautical in Arizona ... Started all of his 92 appearances for the Eagles and recorded a .366 / .426 / .678 slash line ... Had 26 home runs, 37 doubles and 135 RBI from 2023-24 ... Was named an NAIA First Team All-American and the Cal Pac Conference Defensive Player of the Year in 2024 ... Was selected as the Cal Pac Conference Newcomer of the Year in 2023.

**Personal Info:** Born Jan. 13, 2002 in Mission Viejo, Calif. ... Son of Mike and Debbie Barragan ... Has two siblings, Tyler and Kimmie ... Majoring in business at WKU ... Biggest thrill in sports is big wins with his teammates ... His favorite athlete is Francisco Lindor because he always smiles ... Chose WKU because it was a great opportunity for him ... Plans to pursue a career of playing professional baseball after college.

**At Crean Lutheran HS:** Lettered twice in baseball ... Played for head coach Jake Haney.

# MILLER GREEN

FRESHMAN - RHP - 6-1 - 185 - R/R

PADUCAH, KY. | MCCracken COUNTY HS

**At McCracken County HS:** Lettered four times in baseball ... Struck out just eight times in 102 at-bats his senior year, the fewest ever in a varsity season ... Only struck out 25 times in 246 at-bats from 9th-11th grade ... Helped lead his team to a District and Regional Championship title three times, while also leading his team to the 2021 State Championship and 2022 State Semifinals ... Perfect Game 2020-21 All-Tournament Team ... 2021 Perfect Game MVP ... 2021 JV Player of the Year ... 2022 All-Region Team member ... 2021 Perfect Game Mid-South World Series MVP ... 2023 Mr. Kentucky Proud ... 2020-24 KHSAA Academic All-State Team.

**Personal Info:** Born Nov. 29, 2005 in Paducah, Ky. ... Son of Scott and Jenny Green ... Has an older sister, Madison ... Majoring in business and finance at WKU ... Chose WKU because he really liked the coaches and the campus, and it was a perfect fit for him ... Biggest thrill in sports is when he hit a grand slam against Hancock County ... Favorite athlete is Derek Jeter because of his leadership to his teammates ... Hobbies include golf, video games, chess, hanging out with friends and traveling.







# 23 CALEB NIEHAUS

JUNIOR - INF - 6-1 - 195 - R/R

EVANSVILLE, IND. | SOUTHERN INDIANA

**Before WKU:** Spent 2023-24 at Southern Indiana ... Started in 112 of the 114 games he appeared in and recorded a .274 / .339 / .384 slash line ... Produced six

home runs, 26 doubles and 77 RBI over two seasons ... Selected to the OVC All-Freshman Team.

**At Castle HS:** Lettered four times in baseball and three times in basketball ... Two-time SIAC First Team All-Conference ... Helped lead his team to the 2019 Sectionals.

**Personal Info:** Born June 2, 2003 in Evansville, Ind. ... Son of Daniel and Angela Niehaus ... Has three siblings, Kyle, Cole and Kenzlie ... Majoring in business administration at WKU ... Biggest thrill in sports is winning ... His favorite athlete is Kobe Bryant because of his work ethic and because he was one of a kind ... Chose WKU because of the winning culture ... Plans to pursue a career in house framing ... His hobbies include fishing and hunting ... A secret talent of his is juggling.

# TEPHEN MONTGOMERY

JUNIOR - RHP - 6-5 - 201 - R/R

TAMPA, FLA. | OREGON STATE

# 26



**Before WKU:** Spent the 2023 season at Iowa Western CC and 2024 at Oregon State ... Appeared in seven games for the Beavers and posted a 1-0 record with a 5.79 ERA ... Struck out five in 4.2 innings of work while allowing three walks and three earned runs ... Appeared in 10 games and made five starts at IWCC ... Produced a 5.13 ERA and totaled a 3-1 record with 35 strikeouts in 26.1 frames.

**At Bloomingdale HS & Plant HS:** Lettered four times in baseball ... Held a 4-1 record as a senior at Bloomingdale and posted a 2.31 ERA ... Appeared in 10 games and struck out 60 batters in 33.1 innings ... Appeared in five games as a junior at Plant High School in 2021 ... Held a 1-1 record with a 2.14 ERA and struck out 12 in 16.1 frames.

**Personal Info:** Born March 23, 2004 in Fargo, N.D. ... Son of Steve and Tana Montgomery ... Has a younger sister, Aspen ... Majoring in exploratory studies at WKU ... Hopes to become a baseball coach after college ... Hobbies include fishing and golfing.

GENERAL

HILLTOPPERS

2024 REVIEW

HISTORY

OPPONENTS



# 28 DOMINIC MONACO

FRESHMAN - LHP - 6-3 - 201 - L/L

ARRINGTON, TENN. | BRENTWOOD ACADEMY

## At Brentwood Academy:

Lettered four times in baseball ... Had an 0.86 ERA his senior season ... Region Player of the Year ... First Team All-State ... Tennessean

Mr. Baseball finalist ... Tennessean Baseball Player of the Year.

## Personal Info:

Born May 28, 2005 in Chicago, Ill. ... Son of Anthony and Tierney Monaco ... Has a younger sibling, Frankie ... Majoring in sports management at WKU ... Biggest thrill in sports is close games that end in wins ... Favorite athlete is Anthony Rizzo because he watched him growing up ... Chose WKU because he loved the school and the coaching staff ... Plans to play professional baseball after finishing college ... Hobbies include video games and hanging out with friends and family.

# TANNER MUELLER

JUNIOR - RHP - 6-6 - 215 - R/R

WENTZVILLE, MO. | ST. CHARLES CC

# 29



**Before WKU:** Spent the 2024 season at St. Charles CC after transferring from SEMO ... Made 13 appearances on the mound and recorded two saves ... Produced a 4.34 ERA and recorded 40 strikeouts in 18.2 innings pitched while only allowing 23 walks and nine earned runs.

**At Lutheran HS:** Lettered four times in baseball and once in football ... Two-time AAA All-Conference Pitcher ... Rated No. 33 overall and the No. 10 right-handed pitcher in Missouri by Prep Baseball Report (PBR) ... Participated in the 2019 PBR Future Games and Midwest ProCase ... Appeared in six games and made five starts while striking out 34 in 27 innings as a senior ... Had a 4-1 record with a 2.12 ERA during his sophomore year ... Limited opposing hitters to a .153 batting average and allowed just 17 hits in a little over 29 innings of work.

## Personal Info:

Born May 12, 2003 in St. Louis, Mo. ... Son of Christopher and Jill Mueller ... Majoring in criminology at WKU ... Biggest thrill in sports is striking someone out ... Favorite athlete is Chris Carpenter because he helped win a World Series with the St. Louis Cardinals ... Chose WKU because he wanted to be a part of something bigger than himself ... Plans to go to law school after his collegiate career ... Hobbies include fishing and working out ... A secret talent of his is juggling.



# 31 THOMAS MARSALA

JUNIOR - UTL - 6-3 - 204 - L/R

MONROE, LA. | BATON ROUGE CC/HINDS CC

**2025 D1Baseball Top 50  
Impact JUCO Transfers (48)**

**Before WKU:** Spent the 2023 season at Baton Rouge CC and the 2024 season

at Hinds CC ... Started all of his 53 appearances for the Eagles and totaled a .387 / .472 / .639 slash line ... Had 11 home runs, 12 doubles, two triples and 51 RBI ... Second Team All-American, All-MAAC and All-Region at Hinds CC.

**At St. Frederick HS:** Lettered in baseball and football ... Notched a .491 batting average his senior season ... Two-time All-State Team member in baseball and football.

**Personal Info:** Born March 25, 2004 in Monroe, La. ... Son of Tommy and Kym Marsala ... Has two siblings, Julia and Charlie ... Majoring in business economics at WKU ... Biggest thrill in sports is hitting a walk-off grand slam ... His favorite athlete is Chipper Jones because he grew up a Braves fan ... Chose WKU because of the great coaches, the nice campus and the program is on the rise ... Plans to pursue a career as a financial manager or advisor after college ... His hobbies include fishing and hunting.

# JOE SIERVO

JUNIOR - OF - 6-0 - 195 - R/R

CHESTERFIELD, MO. | JEFFERSON COLLEGE

**Before WKU:** Spent two seasons at Jefferson College ... Appeared in 44 games and posted a .379 batting average with three home runs, 30 RBI and 15 stolen bases ... Named First Team All-Region.

**At Parkway Central HS:** Lettered four times in baseball, three times in basketball and once in football ... 2022 Army Male Scholar Athlete of the Year ... Two-time First Team All-Conference in baseball ... All-District and All-Conference for basketball in 2021 ... Helped lead his team to back-to-back district titles in 2021 and 2022.

**Personal Info:** Born Dec. 2, 2003 in Chesterfield, Mo. ... Son of Kevin and Jennifer Siervo ... Has three siblings, Nick, Chris and Jessie ... Majoring in business at WKU

... Biggest thrill in sports is the feeling after hitting a home run ... His favorite athlete is Kobe Bryant because of his work ethic and overall character ... Chose WKU because of the great coaches and what they have to offer ... His parents have had the biggest influence on his athletic career because they push him everyday to be the best person in and out of sports ... Plans to pursue a career as a sports agent after college ... His hobbies include spending time with family, hanging out with friends and playing video games.



GENERAL

HILLTOPPERS

2024 REVIEW

HISTORY

OPPONENTS





# 33 RYAN WIDEMAN

JUNIOR - OF - 6-5 - 204 - R/R

MARIETTA, GA. | GEORGIA HIGHLANDS COLLEGE

**2025 D1Baseball Top 50  
Impact JUCO Transfers (4)  
2025 D1Baseball MLB  
Draft Top 150 College  
Prospects (74)**

**Before WKU:** Spent two seasons at Georgia Highlands College ... Made 115 appearances and recorded a .423 / .488 / .724 slash line with 22 home runs, 39 doubles and 117 RBI ... Third Team All-American in 2023 ... First Team All-American in 2024 ... Ranked sixth nationally in stolen bases with 48 in 2024.

**At Walton HS:** Lettered twice in baseball and once in basketball ... Helped lead his team to the Perfect Game 18U WWBA Championship title ... Perfect Game 18U WWBA Tournament MVP.

**Personal Info:** Born Nov. 4, 2003 in Gijon, Spain ... Son of Thomas and Whitney Wideman ... Has two siblings, Logan and Adam ... Majoring in sports management at WKU ... Biggest thrill in sports is hitting a home run ... His favorite athlete is LeBron James because he's the greatest of all-time ... Chose WKU because it's the best opportunity for him to grow as a player and he believes in the great coaching staff ... Plans to pursue a career in pro baseball after college ... His hobbies include video games.

# LUKE WRIGHT

JUNIOR - LHP - 6-4 - 233 - L/L

ST. LOUIS, MO. | HEARTLAND CC

# 34



**Before WKU:** Spent two years at Heartland CC ... Appeared in 16 games and made 13 starts on the mound with a 7-2 record ... Held a 4.61 ERA in 56.2 innings of work with 69 strikeouts over two years ... Helped lead his team to the 2023 NJCAA DII National Championship title.

**At Parkway West HS:** Lettered four times in basketball and three times in baseball ... Two-time All-Conference for baseball and once for basketball ... Played for baseball coach Andrew Jett and basketball coach John Wright, his father.

**Personal Info:** Born May 29, 2004 in St. Louis, Mo. ... Son of John and Susan Wright ... Has three siblings, Brian Sarah and Grace ... Majoring in psychology at WKU ... Chose WKU because it felt like the right fit and because of the winning culture ... Biggest thrill in sports is winning ... Favorite athlete is Adam Wainwright because he played for his favorite team, but also came back from Tommy John surgery, which he can relate to ... Plans to play baseball as long as he can before going into psychology after college ... Hobbies include playing video games, playing basketball, hanging out with friends and watching sports.



# 39 AARON ROBINSON

FRESHMAN - LHP - 6-4 - 220 - L/L

LAWRENCEBURG, KY. | ANDERSON COUNTY HS

**At Anderson County**

**HS:** Lettered four times in baseball ... Threw over 100 innings in high school ... First Team All-Region member ... First Team All-

District ... Participated in the 2022 PBR Futures Game.

**Personal Info:** Born August 18, 2006 in Lexington, Ky. ... Son of Jerred and Cynthia Robinson ... Has a twin brother, Brayden ... Majoring in electrical engineering at WKU ... Biggest thrill in sports is pitching against a rival high school in a tournament ... Favorite athlete is Chris Sale because he's "dirty" on the mound and he compares himself to him ... Chose WKU because of the coaching staff and he likes where the program is headed ... Plans to play professional baseball after finishing college ... Hobbies include playing basketball, fishing and gaming.

# PRESTON WRIGHT

R-JUNIOR - OF - 6-2 - 222 - L/R

MASCOUTAH, ILL. | WALTERS STATE CC/SW ILLINOIS COLLEGE

# 40



**Before WKU:** Spent seasons at Walters State CC and Southwestern Illinois College ... Appeared in 56 games and posted a .383 batting average and 18 home runs at SWIC ... First Team All-Region selection.

**At Mascoutah HS:** Lettered three times in baseball and twice in football ... Helped lead his football team to the state finals as part of the defensive line.

**Personal Info:** Born Dec. 27, 2002 in Mascoutah, Ill. ... Son of Derrick and Jamie Wright ... Has two siblings, Dominick and Alyssa ... Majoring in meteorology at WKU ... Biggest thrill in sports is the adrenaline in big moments ... His favorite athlete is LeBron James because he is the greatest of all-time ... Chose WKU because he wanted to learn from some of the best coaches who previously coached in JUCO ... Plans to pursue a career in flying planes in the Air Force to defend and serve our country ... His hobbies include flying planes and video games.

GENERAL

HILLTOPPERS

2024 REVIEW

HISTORY

OPPONENTS



# 41 TAYLOR PENN

FRESHMAN - RHP - 6-5 - 200 - R/R

VERSAILLES, KY. | WOODFORD COUNTY HS

## At Woodford County

**HS:** Lettered four times in baseball and twice in basketball ... Appeared in 12 games, made one start and posted a 7-1

record ... Posted a 0.40 ERA in 52 innings with 89 strikeouts in his senior year ... Produced a batting average of .400 ... 8th Region Player of the Year ... All-State First Team ... Two-time All-Region ... Three-time All-District ... Helped lead his team to the Region Championship and state final four in his sophomore season ... Selected in the 20th round, 694th overall by the Pittsburgh Pirates in the 2024 MLB Draft.

## Personal Info:

Born March 17, 2006 in Lexington, Ky. ... Son of Miles and Angela Penn ... Has two siblings, Hunter and Coleson ... Majoring in physical therapy at WKU ... Biggest thrill in sports is competition ... Favorite athlete is Deion Sanders because of his performance in big moments ... Chose WKU because of the school and coaches ... Plans to play professional baseball after finishing college or become a physical therapist ... His brother, Hunter, had the biggest influence in his athletic career because he pushed him to be the best ... Hobbies include playing basketball, hanging out with friends and enjoying the outdoors.

# MAX WINDERS

FRESHMAN - RHP - 6-5 - 223 - R/R

CARMEL, IND. | CARMEL HS

**At Carmel HS:** Lettered three times in baseball and once in basketball ... Appeared 13 times while making three starts during his senior year ... Posted a 1.66 ERA in 50.2 innings of work with 44 strikeouts.

## Personal Info:

Born Aug. 26, 2005 in Carmel Ind. ... Son of Matthew and Marnie Winders ... Has one sister, Elizabeth ... Majoring in finance at WKU ... Biggest thrill in sports was when he was one pitch away from a no-hitter ... Favorite athlete is Max Scherzer because of his attitude and approach ... Chose WKU because of the coaches, facilities, the school and the campus ... Plans to become an investment advisor after college ... His father had the biggest influence on his athletic career because he would practice with him and because of the support he gave him ... Hobbies include golf, basketball, baseball, weightlifting, fishing and jet skiing.





44

GAVIN PERRY

SENIOR - RHP - 6-5 - 265 - R/R

OCEANSIDE, CALIF. | SAN DIEGO CC/EASTERN NEW MEXICO

**Before WKU:** Spent the 2022 season at San Diego Christian College before transferring to Eastern New Mexico for two years ... Started all 12 of his appearances on the mound and finished 2024 with a 7-4 record ... Posted a 5.13 ERA and recorded 66 strikeouts in 72.0 innings of work ... All-LSC Third Team.

**At The Rock Academy:** Lettered in baseball.

**Personal Info:** Born April 11, 2003 in San Diego, Calif. ... Son of Joshua and Jen ... Has three siblings, Jordan, Brianna and Autumn ... Majoring in business administration at WKU ... Chose WKU because he wanted to be a part of a program that put in the work to win ... Biggest thrill in sports is playing in front of a loud crowd ... Favorite athlete is Michael Lorenzen because he is a great person and athlete, as well as being a believer ... Plans to start a business in the future ... Hobbies include going to the beach, spending time with family, playing video games and learning new skills.

GENERAL

HILLTOPPERS

2024 REVIEW

HISTORY

OPPONENTS





**2024  
IN REVIEW**

# 2024 RESULTS

Date	Opponent	Score	Inns	Overall	CUSA	Pitcher of record	Attend	Time
Feb 16, 2024	BRADLEY	L 2-5	9	0-1-0	0-0-0	Burleson, G. (L 0-1)	215	2:28
Feb 18, 2024	BRADLEY-1	w 5-0	7	1-1-0	0-0-0	Bimbi, J. (W 1-0)	176	1:48
Feb 18, 2024	BRADLEY-2	w 5-3	9	2-1-0	0-0-0	Moe, C. (W 1-0)	211	2:16
Feb 20, 2024	at LIPSCOMB	w 8-5	9	3-1-0	0-0-0	Burns, M. (W 1-0)	377	3:32
Feb 23, 2024	PURDUE FORT WAYNE	L 13-14	9	3-2-0	0-0-0	Burns, M. (L 1-1)	313	3:14
Feb 24, 2024	PURDUE FORT WAYNE-1	w 10-1	7	4-2-0	0-0-0	Bimbi, J. (W 2-0)	327	2:04
Feb 24, 2024	PURDUE FORT WAYNE-2	w 9-5	9	5-2-0	0-0-0	Whalen, D. (W 1-0)	315	2:48
Feb 25, 2024	PURDUE FORT WAYNE	w 5-0	9	6-2-0	0-0-0	Hall, D. (W 1-0)	356	2:00
Feb 27, 2024	at Kentucky	L 0-5	9	6-3-0	0-0-0	Bosecker, C. (L 0-1)	2226	2:52
Mar 1, 2024	WEST VIRGINIA	L 0-4	9	6-4-0	0-0-0	Bennett, J. (L 0-1)	217	2:20
Mar 02, 2024	WEST VIRGINIA-1	L 3-8	9	6-5-0	0-0-0	Whalen, D. (L 1-1)	423	2:55
Mar 02, 2024	WEST VIRGINIA-2	w 7-6	9	7-5-0	0-0-0	Higgins, C. (W 1-0)	479	2:54
Mar 03, 2024	WEST VIRGINIA	w 4-3	9	8-5-0	0-0-0	Hall, D. (W 2-0)	356	2:33
Mar 08, 2024	MILWAUKEE	w 5-0	9	9-5-0	0-0-0	Bennett, J. (W 1-1)	183	2:22
Mar 09, 2024	MILWAUKEE-1	w 8-3	7	10-5-0	0-0-0	Litteral, L. (W 1-0)	189	2:15
Mar 09, 2024	MILWAUKEE-2	L 5-6	(12)	10-6-0	0-0-0	Burns, M. (L 1-2)	205	4:03
Mar 10, 2024	MILWAUKEE	w 11-7	9	11-6-0	0-0-0	Higgins, C. (W 2-0)	217	2:50
Mar 12, 2024	at Austin Peay	w 12-9	9	12-6-0	0-0-0	Rossell, E. (W 1-0)	417	3:16
Mar 15, 2024	at Southeast Missouri	w 8-3	9	13-6-0	0-0-0	Bennett, J. (W 2-1)	130	2:58
Mar 16, 2024	at Southeast Missouri	L 7-8	9	13-7-0	0-0-0	Small, H. (L 0-1)	315	3:02
Mar 17, 2024	at Southeast Missouri	w 7-2	9	14-7-0	0-0-0	Higgins, C. (W 3-0)	275	3:10
Mar 19, 2024	SOUTHERN INDIANA	w 5-3	9	15-7-0	0-0-0	Leverton, L. (W 1-0)	154	2:20
* Mar 22, 2024	FIU	L 1-11	7	15-8-0	0-1-0	Bennett, J. (L 2-2)	146	1:50
* Mar 23, 2024	FIU	w 14-4	8	16-8-0	1-1-0	Bimbi, J. (W 3-0)	215	3:02
* Mar 24, 2024	FIU	L 3-7	9	16-9-0	1-2-0	Litteral, L. (L 1-1)	205	3:12
Mar 26, 2024	at Murray State	L 2-15	7	16-10-0	1-2-0	Duenas, Z. (L 0-1)	167	2:26
* Mar 28, 2024	at Jacksonville State	w 4-2	9	17-10-0	2-2-0	Bennett, J. (W 3-2)	728	2:39
* Mar 29, 2024	at Jacksonville State	w 5-4	9	18-10-0	3-2-0	Litteral, L. (W 2-1)	829	3:09
* Mar 30, 2024	at Jacksonville State	w 11-6	9	19-10-0	4-2-0	Diuguid, L. (W 1-0)	662	2:35
* Apr 05, 2024	#7 DALLAS BAPTIST	w 4-1	9	20-10-0	5-2-0	Bennett, J. (W 4-2)	278	1:57
* Apr 06, 2024	#7 DALLAS BAPTIST	w 6-3	9	21-10-0	6-2-0	Bimbi, J. (W 4-0)	354	2:27
* Apr 07, 2024	#7 DALLAS BAPTIST	L 0-3	9	21-11-0	6-3-0	Whalen, D. (L 1-2)	329	2:02
Apr 09, 2024	LOUISVILLE	w 3-2	(10)	22-11-0	6-3-0	Burns, M. (W 2-2)	357	3:31
Apr 10, 2024	BELLARMINE	w 9-8	9	23-11-0	6-3-0	Rossell, E. (W 2-0)	154	2:45
* Apr 12, 2024	at Sam Houston	w 7-5	9	24-11-0	7-3-0	Bennett, J. (W 5-2)	761	2:33
* Apr 13, 2024	at Sam Houston	L 0-10	7	24-12-0	7-4-0	Bimbi, J. (L 4-1)	953	2:00
* Apr 14, 2024	at Sam Houston	w 8-7	9	25-12-0	8-4-0	Hall, D. (W 3-0)	813	2:58
Apr 16, 2024	at Southern Indiana	w 2-1	9	26-12-0	8-4-0	Diuguid, L. (W 2-0)	181	2:30
* Apr 19, 2024	LIBERTY	w 6-4	9	27-12-0	9-4-0	Bennett, J. (W 6-2)	304	2:05
* Apr 20, 2024	LIBERTY	w 10-7	9	28-12-0	10-4-0	Whalen, D. (W 2-2)	367	2:59
* Apr 21, 2024	LIBERTY	w 5-4	9	29-12-0	11-4-0	Burleson, G. (W 1-1)	389	2:40
Apr 23, 2024	at Louisville	L 5-16	7	29-13-0	11-4-0	Whalen, D. (L 2-3)	562	2:31
* Apr 26, 2024	at Middle Tennessee	L 9-16	9	29-14-0	11-5-0	Bennett, J. (L 6-3)	965	3:00
* Apr 27, 2024	at Middle Tennessee	w 4-3	9	30-14-0	12-5-0	Burleson, G. (W 2-1)	967	2:45
* Apr 28, 2024	at Middle Tennessee	w 7-4	9	31-14-0	13-5-0	Litteral, L. (W 3-1)	942	2:50
May 03, 2024	at UNC Asheville	L 2-3	9	31-15-0	13-5-0	Bennett, J. (L 6-4)	176	2:30
May 05, 2024	at UNC Asheville	L 1-2	9	31-16-0	13-5-0	Moe, C. (L 1-1)	203	2:34
May 07, 2024	BELLARMINE	w 14-2	7	32-16-0	13-5-0	Leverton, L. (W 2-0)	212	2:00
* May 10, 2024	at Louisiana Tech	L 7-9	9	32-17-0	13-6-0	Burns, M. (L 2-3)	1932	2:53
* May 11, 2024	at Louisiana Tech	L 2-12	7	32-18-0	13-7-0	Bimbi, J. (L 4-2)	1870	1:59
* May 12, 2024	at Louisiana Tech	L 1-7	9	32-19-0	13-8-0	Litteral, L. (L 3-2)	1774	2:38
* May 16, 2024	NEW MEXICO STATE-1	L 4-5	9	32-20-0	13-9-0	Bosecker, C. (L 0-2)	245	2:33
* May 16, 2024	NEW MEXICO STATE-2	w 11-9	9	33-20-0	14-9-0	Litteral, L. (W 4-2)	378	3:05
* May 18, 2024	NEW MEXICO STATE	w 6-2	9	34-20-0	15-9-0	Moe, C. (W 2-1)	467	2:45
May 22, 2024	vs FIU	L 5-7	9	34-21-0	15-9-0	Litteral, L. (L 4-3)	1244	3:00
May 23, 2024	vs New Mexico State	w 8-2	9	35-21-0	15-9-0	Heath, C. (W 1-0)	994	2:55
May 24, 2024	vs FIU	w 8-5	9	36-21-0	15-9-0	Burns, M. (W 3-3)	1451	2:22
May 25, 2024	vs #24 Dallas Baptist	L 5-7	9	36-22-0	15-9-0	Heath, C. (L 1-1)	2042	2:54

\* = Conference game  
( ) extra inning game

GENERAL

HILLTOPPERS

2024 REVIEW

HISTORY

OPPONENTS

# 2024 STATISTICS

Player	avg	gp-gs	ab	r	h	2b	3b	hr	rbi	tb	slg%	bb	hp	so	gdp	ob%	sf	sh	sb-att	po	a	e	fld%
34 CAVILL, Blake	.313	58-57	201	48	63	19	0	8	47	106	.527	43	6	31	6	.443	3	3	1-1	406	31	7	.984
20 LIZAMA, Ethan	.309	56-54	207	39	64	16	2	9	42	111	.536	16	7	45	4	.373	3	1	5-9	96	7	2	.981
6 BARAN, Joey	.303	48-36	122	19	37	6	0	2	26	49	.402	21	8	14	3	.429	3	8	2-6	175	20	1	.995
2 HALLER, Austin	.299	50-39	137	26	41	3	0	0	13	44	.321	23	8	18	2	.426	1	7	2-4	82	85	5	.971
8 ROSS, Camden	.296	46-42	142	21	42	13	0	3	34	64	.451	26	13	30	3	.438	4	3	3-4	262	30	5	.983
3 BURWASH, Eli	.295	42-31	95	22	28	6	0	0	14	34	.358	13	12	10	1	.438	1	7	3-4	47	37	4	.955
28 O'CONNELL, Dylan	.280	39-38	150	33	42	5	0	3	20	56	.373	15	7	26	0	.366	3	4	17-23	87	4	0	1.000
15 BROWNING, Brady	.278	52-50	158	27	44	8	1	6	28	72	.456	20	13	42	2	.393	5	4	0-0	18	59	10	.885
4 RAE, Jaylin	.274	42-35	113	19	31	3	1	2	14	42	.372	14	4	21	2	.371	1	13	4-8	58	40	5	.951
1 BRANNIGAN, Zayd	.230	57-57	187	32	43	17	3	2	25	72	.385	13	6	43	1	.295	4	15	2-3	72	138	10	.955
7 MARMO, Caleb	.222	48-26	90	22	20	2	0	4	14	34	.378	20	2	29	0	.375	0	6	6-8	65	0	1	.985
17 GARCIA, Cristian	.216	41-31	111	22	24	5	1	2	13	37	.333	13	9	20	1	.338	3	5	3-6	41	3	3	.936
10 CARROLL, Zac	.286	9-3	7	1	2	0	0	0	0	2	.286	0	1	0	0	.375	0	0	0-1	2	0	0	1.000
42 HAYES, Kyle	.241	31-16	58	5	14	1	0	2	10	21	.362	10	1	12	2	.362	0	1	0-0	8	0	2	.800
29 FOWLER, Ryan	.182	13-7	22	2	4	0	0	0	1	4	.182	2	2	8	1	.308	0	1	0-0	45	6	1	.981
27 LYLES, Zach	.000	1-0	1	0	0	0	0	0	0	0	.000	0	0	1	0	.000	0	0	0-0	0	1	0	1.000
Totals	.277	58	1801	338	499	104	8	43	301	748	.415	249	99	350	28	.389	31	78	48-77	1486	529	64	.969
Opponents	.271	58	1936	315	525	98	11	65	290	840	.434	200	61	490	26	.356	12	31	55-78	1453	540	59	.971

LOB - Team (467), Opp (439). DPs turned - Team (32), Opp (33).

## (All games Sorted by Earned run avg)

Player	era	w-l	app	gs	cq	sho	sv	ip	h	r	er	bb	so	2b	3b	hr	b/avg	wp	hp	bk	sfa	sha
5 BENNETT, Jack	5.66	6-4	17	12	0	0/3	1	70.0	72	46	44	17	69	13	2	12	.263	2	10	0	1	2
9 HALL, Dawson	1.69	3-0	10	7	0	0/1	0	32.0	25	7	6	5	25	2	0	5	.217	0	2	0	0	1
40 MOE, Coby	2.04	2-1	17	0	0	0/0	0	17.2	12	6	4	9	19	4	0	2	.188	0	0	0	0	1
45 HIGGINS, Cal	3.18	3-0	22	0	0	0/0	0	34.0	26	13	12	14	29	2	1	3	.218	1	6	0	0	3
38 LEVERTON, Luke	3.38	2-0	10	0	0	0/0	1	10.2	10	6	4	5	8	3	0	1	.263	3	1	0	1	3
37 HEATH, Cole	3.49	1-1	19	0	0	0/0	0	28.1	27	12	11	12	18	4	1	3	.252	1	2	0	0	1
13 BURNS, Mason	4.00	3-3	28	0	0	0/0	15	36.0	40	18	16	13	52	8	0	2	.270	6	6	0	0	0
41 DIUGUID, Lane	4.09	2-0	16	4	0	0/1	0	33.0	37	18	15	7	30	7	0	5	.289	3	2	0	0	1
11 LITTERAL, Lucas	4.31	4-3	21	0	0	0/0	2	31.1	31	19	15	12	41	6	0	6	.263	5	2	0	1	3
18 BOSECKER, Cory	4.50	0-2	18	5	0	0/0	0	28.0	28	16	14	14	27	2	1	2	.259	3	8	1	1	1
26 BURLESON, Grant	5.03	2-1	20	4	0	0/0	0	34.0	36	22	19	10	39	9	0	4	.261	1	2	0	2	0
35 WHALEN, Drew	5.25	2-3	16	8	0	0/0	0	36.0	29	25	21	19	25	7	0	2	.220	1	6	0	2	5
21 BIMBI, Jacob	6.09	4-2	15	14	0	0/1	0	54.2	62	41	37	25	71	14	3	9	.284	5	8	0	1	6
39 MORRIS, Patrick	6.23	0-0	7	0	0	0/0	0	8.2	12	6	6	1	5	1	1	3	.324	0	0	0	0	0
27 LYLES, Zach	8.22	0-0	5	1	0	0/0	0	7.2	15	9	7	4	6	3	0	0	.405	2	0	0	0	0
19 KIRBY, Jace	9.53	0-0	7	0	0	0/0	0	5.2	10	8	6	7	2	2	0	1	.400	1	0	0	0	0
32 DUENAS, Zach	11.37	0-1	4	3	0	0/0	0	6.1	12	8	8	8	7	3	0	2	.444	1	1	0	1	0
12 ROSSELL, Elliott	11.68	2-0	10	0	0	0/0	0	12.1	19	17	16	6	9	2	1	3	.339	3	3	0	0	2
24 SMALL, Hunter	15.63	0-1	7	0	0	0/0	0	6.1	14	11	11	9	6	2	1	0	.467	0	2	1	2	2
30 RARDIN, Tyler	20.25	0-0	5	0	0	0/0	0	2.2	8	7	6	3	2	4	0	0	.471	2	0	0	0	0
Totals	5.05	36-22	58	58	0	3/3	19	495.1	525	315	278	200	490	98	11	65	.271	40	61	2	12	31
Opponents	5.44	22-36	58	58	2	4/3	9	484.1	499	338	293	249	350	104	8	43	.277	48	99	5	31	78

PB - Team (12), Baran, J. 7, Ross, C. 3, Fowler, R. 2, Opp (15). Pickoffs - Team (8), Diuguid, L. 2, Bimbi, J. 2, Fowler, R. 1, Baran, J. 1, Bennett, J. 1, Moe, C. 1, Opp (8).



2024 STATISTICS

Player	c	po	a	e	fld%	dp	sba	csb	sba%	pb	ci
28 O'CONNELL, Dylan	91	87	4	0	1.000	1	0	0	---	0	0
37 HEATH, Cole	10	4	6	0	1.000	0	2	1	.667	0	0
41 DIUGUID, Lane	9	1	8	0	1.000	0	1	4	.200	0	0
26 BURLESON, Grant	8	5	3	0	1.000	0	2	0	1.000	0	0
9 HALL, Dawson	7	3	4	0	1.000	1	1	1	.500	0	0
11 LITTERAL, Lucas	5	1	4	0	1.000	0	2	2	.500	0	0
13 BURNS, Mason	4	0	4	0	1.000	0	3	0	1.000	0	0
38 LEVERTON, Luke	4	0	4	0	1.000	0	4	1	.800	0	0
10 CARROLL, Zac	2	2	0	0	1.000	0	0	0	---	0	0
40 MOE, Coby	2	0	2	0	1.000	0	4	0	1.000	0	0
18 BOSECKER, Cory	2	0	2	0	1.000	0	4	3	.571	0	0
39 MORRIS, Patrick	2	1	1	0	1.000	0	0	0	---	0	0
27 LYLES, Zach	1	0	1	0	1.000	0	1	0	1.000	0	0
30 RARDIN, Tyler	1	1	0	0	1.000	0	1	0	1.000	0	0
6 BARAN, Joey	196	175	20	1	.995	0	30	2	.938	7	0
7 MARMO, Caleb	66	65	0	1	.985	0	0	0	---	0	0
34 CAVILL, Blake	444	406	31	7	.984	27	0	0	---	0	0
8 ROSS, Camden	297	262	30	5	.983	2	23	13	.639	3	0
20 LIZAMA, Ethan	105	96	7	2	.981	0	0	0	---	0	0
29 FOWLER, Ryan	52	45	6	1	.981	1	2	1	.667	2	0
2 HALLER, Austin	172	82	85	5	.971	17	0	0	---	0	0
1 BRANNIGAN, Zayd	220	72	138	10	.955	25	0	0	---	0	0
3 BURWASH, Eli	88	47	37	4	.955	7	0	0	---	0	0
4 RAE, Jaylin	103	58	40	5	.951	4	0	0	---	0	0
17 GARCIA, Cristian	47	41	3	3	.936	0	0	0	---	0	0
21 BIMBI, Jacob	13	1	11	1	.923	0	6	2	.750	0	0
5 BENNETT, Jack	11	3	7	1	.909	0	3	3	.500	0	0
15 BROWNING, Brady	87	18	59	10	.885	1	0	0	---	0	0
35 WHALEN, Drew	6	1	4	1	.833	0	9	2	.818	0	0
42 HAYES, Kyle	10	8	0	2	.800	0	0	0	---	0	0
45 HIGGINS, Cal	5	0	4	1	.800	0	1	2	.333	0	0
12 ROSSELL, Elliott	3	1	1	1	.667	0	3	0	1.000	0	0
24 SMALL, Hunter	4	0	2	2	.500	0	3	0	1.000	0	0
19 KIRBY, Jace	2	0	1	1	.500	0	0	1	.000	0	0
32 DUENAS, Zach	0	0	0	0	.000	0	5	1	.833	0	0
Totals	2079	1486	529	64	.969	32	55	23	.705	12	0
Opponents	2052	1453	540	59	.971	33	48	29	.623	15	0

Hitting minimums - 2.0 TPA/Game  
Pitching minimums - 1.0 IP/Game

GENERAL

HILLTOPPERS

2024 REVIEW

HISTORY

OPPONENTS



# 2024 SUMMARY STATISTICS

Score by innings	1	2	3	4	5	6	7	8	9	EX	Total
WKU	48	32	46	37	39	50	33	35	17	1	338
Opponents	51	29	33	50	35	32	31	28	25	1	315

## Record when ...

Overall	36-22	After 6 leading	30-3
Conference	15-9	..... trailing	2-15
Non-Conference	21-13	..... tied	4-4
Home games	22-9	After 7 leading	27-2
Away games	12-11	..... trailing	2-12
Neutral site	2-2	..... tied	3-3
Day games	30-20	After 8 leading	27-1
Night games	6-2	..... trailing	0-14
vs Left starter	9-9	..... tied	4-2
vs Right starter	27-13		
1-Run games	9-6	Hit 0 home runs	15-13
2-Run games	6-3	... 1 home run	13-7
5+Run games	11-9	... 2+ home runs	8-2
Extra innings	1-1		
Shutouts	3-4	Opponent 0 home runs	17-3
		..... 1 home run	13-11
Scoring 0-2 runs	1-11	..... 2+ HRs	6-8
..... 3-5 runs	12-7		
..... 6-9 runs	15-3	Made 0 errors	11-6
..... 10+ runs	8-1	.... 1 error	16-8
		.... 2+ errors	9-8
Opponent 0-2 runs	12-1		
..... 3-5 runs	16-6	Opp. made 0 errors	7-14
..... 6-9 runs	8-8	..... 1 error	19-5
..... 10+ runs	0-7	..... 2+ errors	10-3
Scored in 1st inning	16-10	Out-hit opponent	23-2
Opp. scored in 1st	9-10	Out-hit by opponent	10-18
Scores first	23-11	Hits are tied	3-2
Opp. scores first	13-11		

## Record when team scores:

Runs	0	1	2	3	4	5	6	7	8	9	10+
W-L	0-4	0-3	1-4	1-2	4-1	7-4	3-0	4-2	6-0	2-1	8-1

## Record when opponent scores:

Runs	0	1	2	3	4	5	6	7	8	9	10+
W-L	3-0	3-0	6-1	7-2	5-1	4-3	2-1	3-4	1-2	2-1	0-7

## Record when leading after:

Inn.	1	2	3	4	5	6	7	8
W-L	14-6	19-5	20-7	22-5	23-4	30-3	27-2	27-1

## Record when trailing after:

Inn.	1	2	3	4	5	6	7	8
W-L	5-9	8-9	7-12	8-13	6-15	2-15	2-12	0-14

## Record when tied after:

Inn.	1	2	3	4	5	6	7	8
W-L	17-7	9-8	9-3	6-4	7-3	4-4	3-3	4-2

Current losing streak: 1

Longest winning streak: 5

Longest losing streak: 4

Home attendance : 8736 ( 31 dates avg = 281 )

Away attendance : 23956 ( 27 dates avg = 887 )

Total attendance: 32692 ( 58 dates avg = 563 )

2024 GAME-BY-GAME HITTING

Date	Opponent	ab	r	h	rbt	2b	3b	hr	tb	bb	ibb	sb	cs	hbp	sac	sf	gdp	k	po	a	e	lob	avg	
Feb 16	BRADLEY	34	2	10	2	1	1	0	13	1	0	1	0	1	1	1	1	5	27	6	1	9	.294	
Feb 18	BRADLEY	22	5	6	3	3	0	0	9	2	0	0	0	1	2	1	0	6	21	4	0	5	.286	
Feb 18	BRADLEY	31	5	8	3	2	0	0	10	2	0	2	0	1	2	0	1	0	27	10	1	7	.276	
Feb 20	at LIPSCOMB	29	8	9	7	5	0	0	14	5	0	2	0	2	3	2	1	7	27	3	1	6	.284	
Feb 23	PURDUE FORT W	40	13	19	12	3	1	1	27	4	0	0	1	3	2	1	1	5	27	13	3	10	.333	
Feb 24	PURDUE FORT W	29	10	12	10	2	0	2	20	3	0	3	0	1	0	1	0	1	21	5	0	6	.346	
Feb 24	PURDUE FORT W	27	9	6	9	2	0	1	11	8	0	0	0	3	3	0	0	5	27	9	2	8	.330	
Feb 25	PURDUE FORT W	31	5	10	5	2	0	0	12	5	0	0	1	2	1	1	1	6	27	12	1	11	.329	
Feb 27	at Kentucky	28	0	3	0	0	1	0	5	7	0	1	0	1	1	0	2	8	24	13	1	10	.306	
Mar 1	WEST VIRGINIA	29	0	3	0	0	0	0	3	2	0	0	0	1	0	0	0	7	27	7	1	5	.287	
Mar 02	WEST VIRGINIA	29	3	5	3	2	0	0	7	7	0	1	2	1	1	1	0	8	27	15	2	9	.277	
Mar 02	WEST VIRGINIA	30	7	8	6	1	0	1	12	5	0	2	1	0	2	0	0	5	27	10	1	6	.276	
Mar 03	WEST VIRGINIA	28	4	7	4	0	0	1	10	4	0	3	0	2	3	0	0	9	27	9	0	9	.274	
Mar 08	MILWAUKEE	27	5	8	4	2	0	3	19	4	0	1	1	1	2	0	1	4	27	7	0	5	.275	
Mar 09	MILWAUKEE	23	8	7	5	1	0	2	14	6	0	1	0	0	0	0	0	12	21	7	1	3	.277	
Mar 09	MILWAUKEE	42	5	9	5	2	0	1	14	10	1	2	1	1	1	0	0	12	36	9	3	13	.271	
Mar 10	MILWAUKEE	34	11	13	10	4	0	0	17	5	0	2	0	2	1	2	1	5	27	13	0	9	.279	
Mar 12	at Austin Peay	41	12	15	10	2	0	2	23	5	0	3	0	2	0	1	0	12	27	13	1	10	.285	
Mar 15	at Southeast Missou	35	8	13	8	3	0	0	16	6	0	0	1	1	2	2	0	6	27	11	1	11	.290	
Mar 16	at Southeast Missou	32	7	10	7	3	0	1	16	8	0	0	0	1	1	1	2	7	24	8	3	9	.291	
Mar 17	at Southeast Missou	36	7	11	4	3	0	1	17	3	0	1	1	2	1	1	0	5	27	4	1	9	.292	
Mar 19	SOUTHERN INDIA	30	5	9	5	0	1	0	11	5	0	0	0	2	0	1	1	3	27	16	2	9	.293	
*Mar 22	FIU	25	1	4	1	0	0	0	4	3	1	0	0	1	0	0	1	5	21	8	1	7	.288	
*Mar 23	FIU	33	14	12	12	4	0	1	19	9	0	1	1	5	2	1	0	9	24	8	0	13	.291	
*Mar 24	FIU	37	3	10	2	2	0	0	12	5	0	1	0	5	1	0	0	9	27	7	1	18	.290	
Mar 26	at Murray State	26	2	6	2	2	0	1	11	5	0	0	0	1	0	0	0	2	18	7	0	9	.288	
*Mar 28	at Jacksonville Stat	33	4	10	3	1	1	0	13	3	0	0	1	4	2	0	1	8	27	10	0	11	.289	
*Mar 29	at Jacksonville Stat	30	5	5	4	2	0	0	7	6	0	2	0	2	1	1	0	6	27	4	0	8	.285	
*Mar 30	at Jacksonville Stat	41	11	17	10	4	0	0	21	1	0	2	1	0	2	1	1	3	27	8	3	7	.291	
*Apr 05	DALLAS BAPTIST	31	4	6	4	1	0	1	10	0	0	0	0	0	1	0	0	12	27	10	1	4	.287	
*Apr 06	DALLAS BAPTIST	24	6	4	5	1	1	0	7	5	1	1	0	0	2	3	1	1	7	27	8	1	5	.284
*Apr 07	DALLAS BAPTIST	30	0	3	0	1	0	0	4	2	0	0	0	0	1	0	0	7	27	15	0	6	.279	
Apr 09	LOUISVILLE	34	3	10	3	1	0	0	11	1	0	0	1	4	4	0	0	10	30	16	1	11	.279	
Apr 10	BELLARMINE	28	9	9	6	3	0	1	15	4	0	2	1	3	4	1	1	3	27	15	3	7	.280	
*Apr 12	at Sam Houston	33	7	7	7	2	0	1	12	3	0	0	0	0	1	1	0	6	27	12	0	4	.278	
*Apr 13	at Sam Houston	22	0	1	0	0	0	0	1	1	0	0	0	1	0	0	0	10	18	8	1	3	.274	
*Apr 14	at Sam Houston	35	8	10	6	2	0	1	15	2	0	1	0	0	3	0	0	9	27	8	2	5	.274	
Apr 16	at Southern Indiana	30	2	2	2	0	0	1	5	3	0	1	0	2	0	0	0	8	27	6	3	6	.269	
*Apr 19	LIBERTY	27	6	5	6	1	0	2	12	4	0	1	2	1	1	0	0	7	27	5	0	3	.267	
*Apr 20	LIBERTY	31	10	12	10	2	0	0	14	6	0	0	0	2	5	2	0	2	27	8	1	12	.270	
*Apr 21	LIBERTY	31	5	11	5	1	0	3	21	4	0	0	1	2	2	0	0	6	27	9	1	10	.272	
Apr 23	at Louisville	25	5	4	4	1	0	1	8	3	0	4	0	4	0	0	0	9	18	10	2	6	.270	
*Apr 26	at Middle Tennessee	36	9	14	7	4	0	1	21	5	0	0	3	3	0	0	2	6	24	12	2	8	.273	
*Apr 27	at Middle Tennessee	37	4	8	4	2	1	1	15	4	1	0	0	1	0	0	0	6	27	8	2	11	.272	
*Apr 28	at Middle Tennessee	34	7	10	7	1	1	1	16	4	0	0	2	1	1	1	0	5	27	18	1	7	.272	
May 03	at UNC Asheville	33	2	10	2	1	0	0	11	5	0	0	1	1	2	0	0	8	24	10	2	12	.273	
May 05	at UNC Asheville	30	1	4	1	1	0	1	8	6	0	0	0	1	0	0	0	6	24	7	1	9	.270	
May 07	BELLARMINE	29	14	13	13	3	0	1	19	6	0	1	0	1	0	1	1	3	21	5	2	5	.273	
*May 10	at Louisiana Tech	32	7	8	7	1	0	2	15	4	0	0	1	2	0	2	0	11	25	5	0	6	.273	
*May 11	at Louisiana Tech	23	2	5	2	1	0	0	6	1	0	1	0	2	2	1	0	5	18	2	2	6	.272	
*May 12	at Louisiana Tech	27	1	2	1	0	0	0	2	7	0	2	0	1	1	0	1	8	24	7	1	8	.269	
*May 16	NEW MEXICO STA	31	4	10	4	3	0	0	13	4	0	1	0	3	2	1	2	4	27	13	0	10	.270	
*May 16	NEW MEXICO STA	32	11	12	11	4	0	0	16	7	0	0	0	3	2	1	0	4	27	9	1	10	.272	
*May 18	NEW MEXICO STA	30	6	8	5	1	0	2	15	4	0	0	1	4	0	0	0	1	27	9	2	8	.272	
May 22	vs FIU	39	5	15	3	3	0	0	18	3	0	3	1	3	2	0	0	4	27	10	0	15	.274	
May 23	vs New Mexico Stat	33	8	13	7	1	0	0	14	6	1	0	1	2	2	0	2	2	27	12	0	11	.277	
May 24	vs FIU	31	8	11	8	3	0	2	20	4	0	0	1	0	1	0	0	8	27	10	1	4	.278	
May 25	vs Dallas Baptist	31	5	7	5	1	0	3	17	2	0	0	0	1	1	0	1	3	24	6	0	3	.277	
Totals		1801	338	499	301	104	8	43	748	249	5	48	29	99	78	31	28	350	1486	529	64	467	.277	

GENERAL

HILLTOPPERS

2024 REVIEW

HISTORY

OPPONENTS

# 2024 GAME-BY-GAME PITCHING

Date	Opponent	ip	h	r	er	bb	so	2b	3b	hr	wp	bk	hbp	dp	ibb	score	w-l	sv	era
Feb 16	BRADLEY	9.0	10	5	4	3	14	4	0	0	1	0	1	0	0	2-5	0-1	0	4.00
Feb 18	BRADLEY	7.0	2	0	0	1	9	0	0	0	1	0	0	1	0	5-0	1-1	1	2.25
Feb 18	BRADLEY	9.0	6	3	3	4	8	0	0	0	2	0	1	1	0	5-3	2-1	1	2.52
Feb 20	at LIPSCOMB	9.0	8	5	5	9	10	1	0	0	3	0	3	0	0	8-5	3-1	1	3.18
Feb 23	PURDUE FORT W	9.0	21	14	12	5	8	5	0	1	1	0	0	1	0	13-14	3-2	1	5.02
Feb 24	PURDUE FORT W	7.0	5	1	1	5	11	2	0	0	3	0	0	0	0	10-1	4-2	2	4.50
Feb 24	PURDUE FORT W	9.0	13	5	5	4	9	2	0	0	1	0	2	1	0	9-5	5-2	2	4.58
Feb 25	PURDUE FORT W	9.0	4	0	0	0	7	0	0	0	0	0	1	2	0	5-0	6-2	2	3.97
Feb 27	at Kentucky	8.0	5	5	5	6	6	0	1	1	1	1	3	1	0	0-5	6-3	2	4.14
Mar 1	WEST VIRGINIA	9.0	8	4	3	5	11	3	0	2	1	0	0	1	0	0-4	6-4	2	4.02
Mar 02	WEST VIRGINIA	9.0	9	8	6	5	8	2	0	1	1	0	1	1	0	3-8	6-5	2	4.21
Mar 02	WEST VIRGINIA	9.0	6	6	5	8	10	0	0	1	0	0	2	1	0	7-6	7-5	3	4.28
Mar 03	WEST VIRGINIA	9.0	9	3	2	4	9	0	0	1	0	0	0	1	0	4-3	8-5	4	4.10
Mar 08	MILWAUKEE	9.0	5	0	0	1	11	2	0	0	0	0	1	1	0	5-0	9-5	4	3.79
Mar 09	MILWAUKEE	7.0	8	3	2	2	7	2	0	0	0	0	2	0	0	8-3	10-5	4	3.73
Mar 09	MILWAUKEE	12.0	9	6	4	5	17	2	1	0	0	0	6	0	0	5-6	10-6	4	3.66
Mar 10	MILWAUKEE	9.0	9	7	7	2	6	3	1	0	1	0	1	1	0	11-7	11-6	4	3.87
Mar 12	at Austin Peay	9.0	10	9	9	3	7	1	0	2	1	0	2	0	0	12-9	12-6	5	4.16
Mar 15	at Southeast Missou	9.0	10	3	2	2	9	1	0	1	0	0	1	0	0	8-3	13-6	5	4.04
Mar 16	at Southeast Missou	8.0	11	8	7	6	7	3	1	1	1	0	0	0	0	7-8	13-7	5	4.22
Mar 17	at Southeast Missou	9.0	5	2	2	5	9	1	0	0	1	0	3	0	0	7-2	14-7	5	4.11
Mar 19	SOUTHERN INDIA	9.0	7	3	0	3	7	2	0	0	1	0	1	0	0	5-3	15-7	6	3.92
*Mar 22	FIU	7.0	12	11	11	4	7	3	0	1	2	0	1	1	0	1-11	15-8	6	4.28
*Mar 23	FIU	8.0	6	4	4	5	8	1	0	1	0	0	0	1	0	14-4	16-8	6	4.28
*Mar 24	FIU	9.0	11	7	6	5	12	1	0	2	0	0	1	0	0	3-7	16-9	6	4.35
Mar 26	at Murray State	6.0	17	15	15	8	4	4	0	4	2	0	1	1	0	2-15	16-10	6	4.84
*Mar 28	at Jacksonville Stat	9.0	7	2	2	1	9	1	0	0	0	0	2	1	0	4-2	17-10	7	4.73
*Mar 29	at Jacksonville Stat	9.0	9	4	4	7	13	1	0	1	2	0	2	0	0	5-4	18-10	8	4.71
*Mar 30	at Jacksonville Stat	9.0	9	6	2	4	6	2	0	1	0	0	0	2	0	11-6	19-10	8	4.61
*Apr 05	DALLAS BAPTIST	9.0	4	1	1	1	3	12	2	0	0	0	0	0	0	4-1	20-10	9	4.48
*Apr 06	DALLAS BAPTIST	9.0	7	3	2	4	12	3	0	1	0	0	1	0	0	6-3	21-10	10	4.40
*Apr 07	DALLAS BAPTIST	9.0	6	3	3	0	3	0	0	1	0	0	0	0	0	0-3	21-11	10	4.35
Apr 09	LOUISVILLE	10.0	11	2	2	2	10	0	0	2	2	0	2	1	0	3-2	22-11	10	4.26
Apr 10	BELLARMINE	9.0	11	8	4	4	7	3	0	1	2	0	0	0	0	9-8	23-11	10	4.26
*Apr 12	at Sam Houston	9.0	11	5	5	3	9	4	0	1	0	0	0	0	0	7-5	24-11	11	4.28
*Apr 13	at Sam Houston	6.0	13	10	9	5	5	1	4	0	0	0	2	0	0	0-10	24-12	11	4.46
*Apr 14	at Sam Houston	9.0	13	7	7	6	8	2	1	1	1	0	0	1	0	8-7	25-12	12	4.53
*Apr 16	at Southern Indiana	9.0	5	1	0	2	10	1	0	0	1	0	1	0	0	2-1	26-12	13	4.40
*Apr 19	LIBERTY	9.0	5	4	4	0	8	0	1	2	0	0	2	0	0	6-4	27-12	14	4.39
*Apr 20	LIBERTY	9.0	12	7	6	4	6	4	0	0	0	0	2	1	0	10-7	28-12	15	4.44
*Apr 21	LIBERTY	9.0	10	4	4	3	14	2	0	2	2	0	2	0	0	5-4	29-12	16	4.42
Apr 23	at Louisville	6.0	17	16	16	7	3	3	0	3	2	0	0	1	0	5-16	29-13	16	4.75
*Apr 26	at Middle Tennessee	8.0	17	16	15	3	6	1	1	3	0	0	1	0	0	9-16	29-14	16	5.01
*Apr 27	at Middle Tennessee	9.0	6	3	3	2	9	1	0	2	0	0	0	1	0	4-3	30-14	17	4.96
*Apr 28	at Middle Tennessee	9.0	10	4	4	1	8	1	0	4	0	0	0	1	0	7-4	31-14	18	4.94
May 03	at UNC Asheville	8.0	6	3	3	0	4	1	0	1	1	1	0	0	0	2-3	31-15	18	4.91
May 05	at UNC Asheville	8.0	8	2	1	1	11	0	0	1	0	0	0	0	0	1-2	31-16	18	4.83
May 07	BELLARMINE	7.0	5	2	2	2	3	1	0	1	0	0	0	0	0	14-2	32-16	18	4.80
*May 10	at Louisiana Tech	8.1	13	9	9	0	9	2	0	4	0	0	2	1	0	7-9	32-17	18	4.89
*May 11	at Louisiana Tech	6.0	10	12	10	2	8	1	0	5	0	0	2	0	0	2-12	32-18	18	5.04
*May 12	at Louisiana Tech	8.0	9	7	6	4	5	0	0	1	0	0	0	1	0	1-7	32-19	18	5.07
*May 16	NEW MEXICO STA	9.0	13	5	5	3	8	1	0	1	0	0	2	0	0	4-5	32-20	18	5.07
*May 16	NEW MEXICO STA	9.0	8	9	8	5	14	5	0	1	2	0	1	0	0	11-9	33-20	19	5.12
*May 18	NEW MEXICO STA	9.0	7	2	1	2	7	1	0	0	0	0	0	0	0	6-2	34-20	19	5.04
May 22	vs FIU	9.0	12	7	7	2	8	2	0	4	0	0	1	0	0	5-7	34-21	19	5.08
May 23	vs New Mexico Stat	9.0	7	2	2	3	7	2	0	0	0	0	1	2	0	8-2	35-21	19	5.02
May 24	vs FIU	9.0	8	5	4	2	9	3	0	1	0	0	0	1	0	8-5	36-21	19	5.00
May 25	vs Dallas Baptist	8.0	10	7	7	3	8	2	0	1	1	0	1	0	0	5-7	36-22	19	5.05
Totals		495.1	525	315	278	200	490	98	11	65	40	2	61	32	0	338-315	36-22	19	5.05

2024 MISCELLANEOUS STATISTICS

Multiple Hit Games	2	3	4	5+	Total	Multiple RBI Games	2	3	4	5+	Total
20 LIZAMA, Ethan	14	4	-	1	19	34 CAVILL, Blake	7	3	1	1	12
34 CAVILL, Blake	11	6	-	-	17	20 LIZAMA, Ethan	7	3	1	-	11
15 BROWNING, Brady	10	-	2	-	12	8 ROSS, Camden	6	2	-	1	9
1 BRANNIGAN, Zayd	8	2	1	-	11	28 O'CONNELL, Dylan	7	-	-	-	7
8 ROSS, Camden	10	1	-	-	11	15 BROWNING, Brady	5	2	-	-	7
28 O'CONNELL, Dylan	7	1	1	-	9	6 BARAN, Joey	4	1	2	-	7
2 HALLER, Austin	5	4	-	-	9	7 MARMO, Caleb	4	1	-	-	5
6 BARAN, Joey	6	2	-	-	8	1 BRANNIGAN, Zayd	2	3	-	-	5
4 RAE, Jaylin	5	1	-	-	6	42 HAYES, Kyle	2	-	-	-	2
3 BURWASH, Eli	3	1	1	-	5	2 HALLER, Austin	1	1	-	-	2
7 MARMO, Caleb	5	-	-	-	5	4 RAE, Jaylin	1	1	-	-	2
17 GARCIA, Cristian	4	1	-	-	5	3 BURWASH, Eli	2	-	-	-	2
42 HAYES, Kyle	3	-	-	-	3	17 GARCIA, Cristian	1	1	-	-	2
TEAM	91	23	5	1	120	TEAM	49	18	4	2	73

Hitting Streaks	Longest	Current
20 LIZAMA, Ethan	9	3
8 ROSS, Camden	9	-
3 BURWASH, Eli	8	-
34 CAVILL, Blake	7	5
28 O'CONNELL, Dylan	7	-
2 HALLER, Austin	7	1
15 BROWNING, Brady	6	6
6 BARAN, Joey	6	-
1 BRANNIGAN, Zayd	6	-
4 RAE, Jaylin	5	-
17 GARCIA, Cristian	5	-
7 MARMO, Caleb	3	-
42 HAYES, Kyle	3	-
10 CARROLL, Zac	2	2
29 FOWLER, Ryan	2	1

Reached Base Streaks	Longest	Current
2 HALLER, Austin	19	19
20 LIZAMA, Ethan	19	3
15 BROWNING, Brady	18	7
17 GARCIA, Cristian	15	-
6 BARAN, Joey	12	12
28 O'CONNELL, Dylan	12	9
7 MARMO, Caleb	10	-
3 BURWASH, Eli	10	-
34 CAVILL, Blake	9	7
8 ROSS, Camden	9	-
4 RAE, Jaylin	9	-
1 BRANNIGAN, Zayd	7	-
42 HAYES, Kyle	5	-
29 FOWLER, Ryan	4	1
10 CARROLL, Zac	3	3

STARTERS SUMMARY

Player	GS	Position										Batting Order									
		p	c	1b	2b	3b	ss	lf	cf	rf	of	dh	1st	2nd	3rd	4th	5th	6th	7th	8th	9th
1 BRANNIGAN, Z	57	.	.	.	.	.	57	.	.	.	.	.	.	8	.	.	.	1	6	22	20
34 CAVILL, Blake	57	.	.	53	.	.	.	.	.	.	.	4	.	18	18	2	18	.	.	1	.
20 LIZAMA, Ethan	54	.	.	.	.	.	.	.	.	45	.	9	.	.	17	25	8	1	2	1	.
15 BROWNING, Br	50	.	.	.	.	50	.	.	.	.	.	.	.	1	3	5	13	17	3	8	.
8 ROSS, Camden	42	.	32	.	.	.	.	.	.	.	.	10	.	1	19	14	7	1	.	.	.
2 HALLER, Austin	39	.	.	3	36	.	.	.	.	.	.	.	2	19	.	.	.	3	8	3	4
28 O'CONNELL, D	38	.	.	.	.	.	.	15	21	2	.	.	36	1	.	.	.	.	.	1	.
6 BARAN, Joey	36	.	20	.	.	.	.	.	.	.	.	16	2	6	1	4	5	14	3	.	1
4 RAE, Jaylin	35	.	.	.	6	5	1	5	9	8	.	1	1	3	.	.	.	.	13	10	8
3 BURWASH, Eli	31	.	.	.	16	3	.	10	.	1	.	1	.	1	.	5	4	8	8	.	5
17 GARCIA, Cristi	31	.	.	.	.	.	.	25	2	2	.	2	17	.	.	.	1	3	7	3	.
7 MARMO, Caleb	26	.	.	.	.	.	.	.	26	.	.	.	.	.	.	.	.	2	3	5	16
42 HAYES, Kyle	16	.	.	2	.	.	.	.	.	.	.	14	.	.	.	3	2	4	4	2	1
21 BIMBI, Jacob	14	14	.	.	.	.	.	.	.	.	.	.	.	.	.	.	.	.	.	.	.
5 BENNETT, Jack	12	12	.	.	.	.	.	.	.	.	.	.	.	.	.	.	.	.	.	.	.
35 WHALEN, Drew	8	8	.	.	.	.	.	.	.	.	.	.	.	.	.	.	.	.	.	.	.
29 FOWLER, Ryan	7	.	6	.	.	.	.	.	.	.	.	1	.	.	.	.	.	4	1	2	.
9 HALL, Dawson	7	7	.	.	.	.	.	.	.	.	.	.	.	.	.	.	.	.	.	.	.
18 BOSECKER, Co	5	5	.	.	.	.	.	.	.	.	.	.	.	.	.	.	.	.	.	.	.
41 DIUGUID, Lane	4	4	.	.	.	.	.	.	.	.	.	.	.	.	.	.	.	.	.	.	.
26 BURLESON, Gr	4	4	.	.	.	.	.	.	.	.	.	.	.	.	.	.	.	.	.	.	.
10 CARROLL, Zac	3	.	.	.	.	.	.	3	.	.	.	.	.	.	.	.	.	.	.	.	3
32 DUENAS, Zach	3	3	.	.	.	.	.	.	.	.	.	.	.	.	.	.	.	.	.	.	.
27 LYLES, Zach	1	1	.	.	.	.	.	.	.	.	.	.	.	.	.	.	.	.	.	.	.

GENERAL

HILLTOPPERS

2024 REVIEW

HISTORY

OPPONENTS



## 2024 GAME HIGHS - TEAM

### Batting

At bats:	42	-	vs Milwaukee (Mar 09, 2024)
Runs scored:	14	-	vs FIU (Mar 23, 2024)
	14	-	vs Bellarmine (May 07, 2024)
Hits:	19	-	vs Purdue Fort Wayne (Feb 23, 2024)
RBI's:	13	-	vs Bellarmine (May 07, 2024)
Doubles:	5	-	at LIPSCOMB (Feb 20, 2024)
Triples:	1	-	(8 times )
Home runs:	3	-	vs Milwaukee (Mar 08, 2024)
	3	-	vs Liberty (Apr 21, 2024)
	3	-	vs Dallas Baptist (May 25, 2024 at Ruston, La.)
Total bases:	27	-	vs Purdue Fort Wayne (Feb 23, 2024)
Walks:	10	-	vs Milwaukee (Mar 09, 2024)
Strikeouts:	12	-	vs Milwaukee (Mar 09, 2024)
	12	-	at Austin Peay (Mar 12, 2024)
	12	-	vs Dallas Baptist (Apr 05, 2024)
Sac hits:	5	-	vs Liberty (Apr 20, 2024)
Sac flies:	2	-	(5 times )
Stolen bases:	4	-	at Louisville (Apr 23, 2024)
Hit by pitch:	5	-	vs FIU (Mar 23, 2024)
	5	-	vs FIU (Mar 24, 2024)
Caught stealing:	3	-	at Middle Tennessee (Apr 26, 2024)
Runners LOB:	18	-	vs FIU (Mar 24, 2024)
Hit into DP:	2	-	(8 times )

### Fielding

Putouts:	36	-	vs Milwaukee (Mar 09, 2024)
Assists:	18	-	at Middle Tennessee (Apr 28, 2024)
Errors:	3	-	(6 times )
Passed balls:	2	-	vs Milwaukee (Mar 09, 2024)
	2	-	vs New Mexico State (May 16, 2024)
DPs turned:	2	-	(4 times )

### Pitching

Innings pitched:	12.0	-	vs Milwaukee (Mar 09, 2024)
Runs allowed:	16	-	at Louisville (Apr 23, 2024)
	16	-	at Middle Tennessee (Apr 26, 2024)
Earned runs:	16	-	at Louisville (Apr 23, 2024)
Walks allowed:	9	-	at LIPSCOMB (Feb 20, 2024)
Strikeouts:	17	-	vs Milwaukee (Mar 09, 2024)
Hits allowed:	21	-	vs Purdue Fort Wayne (Feb 23, 2024)
Doubles allowed:	5	-	vs Purdue Fort Wayne (Feb 23, 2024)
	5	-	vs New Mexico State (May 16, 2024)
Triples allowed:	4	-	at Sam Houston (Apr 13, 2024)
Homers allowed:	5	-	at Louisiana Tech (May 11, 2024)
Wild pitches:	3	-	at LIPSCOMB (Feb 20, 2024)
	3	-	vs Purdue Fort Wayne (Feb 24, 2024)
Hit batters:	6	-	vs Milwaukee (Mar 09, 2024)

2024 GAME HIGHS - INDIVIDUAL

Batting

At bats:	6	-	(6 times )
Runs scored:	3	-	(11 times )
Hits:	5	-	LIZAMA, Ethan at Austin Peay (Mar 12, 2024)
RBIs:	6	-	CAVILL, Blake vs Purdue Fort Wayne (Feb 23, 2024)
	6	-	ROSS, Camden vs FIU (Mar 23, 2024)
Doubles:	3	-	CAVILL, Blake at LIPSCOMB (Feb 20, 2024)
Triples:	1	-	(8 times )
Home runs:	2	-	LIZAMA, Ethan vs Liberty (Apr 21, 2024)
	2	-	LIZAMA, Ethan vs Dallas Baptist (May 25, 2024 at Ruston, La.)
Total bases:	10	-	LIZAMA, Ethan at Austin Peay (Mar 12, 2024)
	10	-	LIZAMA, Ethan vs Dallas Baptist (May 25, 2024 at Ruston, La.)
Walks:	4	-	BROWNING, Brady at Southeast Missouri (Mar 16, 2024)
Strikeouts:	3	-	(7 times )
Sac hits:	2	-	(5 times )
Sac flies:	1	-	(31 times )
Stolen bases:	3	-	O'CONNELL, Dylan at Louisville (Apr 23, 2024)
Hit by pitch:	2	-	(6 times )
Caught stealing:	1	-	(29 times )
Runners LOB:	8	-	BROWNING, Brady vs New Mexico State (May 23, 2024 at Ruston, La.)

Fielding

Putouts:	16	-	CAVILL, Blake vs Louisville (Apr 09, 2024)
Assists:	8	-	BRANNIGAN, Zayd at Middle Tennessee (Apr 28, 2024)
Errors:	2	-	BRANNIGAN, Zayd vs New Mexico State (May 18, 2024)
Passed balls:	2	-	ROSS, Camden vs Milwaukee (Mar 09, 2024)
	2	-	FOWLER, Ryan vs New Mexico State (May 16, 2024)

Pitching

Innings pitched:	8.2	-	BENNETT, Jack vs Dallas Baptist (Apr 05, 2024)
Runs allowed:	10	-	BENNETT, Jack at Middle Tennessee (Apr 26, 2024)
Earned runs:	9	-	BENNETT, Jack at Middle Tennessee (Apr 26, 2024)
Walks allowed:	4	-	BIMBI, Jacob vs Purdue Fort Wayne (Feb 24, 2024)
	4	-	DUENAS, Zach vs West Virginia (Mar 02, 2024)
	4	-	BIMBI, Jacob at Jacksonville State (Mar 29, 2024)
Strikeouts:	11	-	BENNETT, Jack vs Dallas Baptist (Apr 05, 2024)
Hits allowed:	10	-	BENNETT, Jack at Middle Tennessee (Apr 26, 2024)
Doubles allowed:	3	-	BIMBI, Jacob at Southeast Missouri (Mar 16, 2024)
	3	-	BIMBI, Jacob vs Dallas Baptist (Apr 06, 2024)
Triples allowed:	3	-	BIMBI, Jacob at Sam Houston (Apr 13, 2024)
Homers allowed:	4	-	BIMBI, Jacob at Louisiana Tech (May 11, 2024)
Wild pitches:	2	-	(4 times )
Hit batters:	2	-	(7 times )

GENERAL

HILLTOPPERS

2024 REVIEW

HISTORY

OPPONENTS



# HISTORY

SINGLE-SEASON: TEAM RECORDS

At Bats

1.	2009	2,190
2.	2004	2,183
3.	2008	2,172
4.	1988	2,164
5.	1985	2,099

Runs

1.	2009	538
2.	1988	518
3.	1980	492
4.	2008	472
5.	1985	471

Doubles

1.	1988	144
2.	2001	130
	2005	130
4.	2004	128
5.	2008	125

Triples

1.	2008	23
2.	1980	22
	2010	22
4.	1989	21
	2009	21

Home Runs

1.	1985	114
2.	1980	89
3.	2009	88
4.	1981	86
5.	1988	76

Total Bases

1.	1985	1,163
2.	2009	1,152
3.	2008	1,088
4.	1988	1,081
5.	1980	1,076

Walks

1.	1985	345
2.	2009	290
3.	1981	285
4.	1993	282
5.	2002	278

Runs Batted In

1.	2009	490
2.	1988	444
3.	2008	439
4.	1985	438
5.	1981	429

Batting Average

1.	1980	.343
	1982	.343
3.	1981	.332
4.	2009	.330
5.	1992	.329

Innings Pitched

1.	2004	556.2
2.	1999	545.0
3.	2009	536.2
4.	2012	535.0
5.	1988	534.2

Strikeouts

1.	2024	490
2.	2008	479
	2013	479
4.	2010	474
5.	2023	473
6.	2002	470

Earned Run Average

1.	1968	2.70
2.	1969	2.77

Shutouts

1.	1982	9
2.	1991	8
3.	1980	7
	1981	7

Games Played

1.	1988	64
2.	2004	63
	1985	63
4.	1999	62
	2009	62

Win Streak

1.	1980	19
2.	1978	13
3.	1928	12
4.	2001	11
5.	(4 times)	10
	2002	(Last)

Wins

1.	1980	47
2.	1985	43
	1988	43
4.	2009	42
5.	1981	41

Losses

1.	2017	39
2.	2005	37
3.	2022	36
4.	1995	35
	2000	35
6.	1989	34

GENERAL

HILLTOPPERS

2024 REVIEW

HISTORY

OPPONENTS



## SINGLE-SEASON: HITTING

### Games Played

1.	John Clem (1985)	63
	Juan Galan (1985)	63
	Mike Roy (1985)	63
	Randy Strijek (1985)	63
	Rob Tomberlin (1985)	63
	Mike Cash (1988)	63
	Juan Galan (1988)	63
	Gary Mueller (1988)	63
	Chris Turner (1988)	63
	Tim Grogan (2004)	63
	Matt Gunning (2004)	63
	Dominic Rio (2004)	63
	Matt Ransdell (2004)	63

### At Bats

1.	Randy Strijek (1985)	265
2.	Matt Gunning (2004)	264
3.	Wade Gaynor (2008)	259
4.	Matt Rice (2009)	253
5.	Rob Tomberlin (1985)	251
	Wade Gaynor (2009)	251
7.	Chad Cregar (2008)	250
8.	Matt Fox (2001)	249
	Matt Ransdell (2005)	249
10.	Gary Mueller (1988)	247
	Jared Andreoli (2011)	247

### Batting Average (Min. 75 AB)

1.	Ralph Antone (1983)	.437
2.	Mike Williams (1981)	.423
3.	Bill Weyers (1993)	.422
4.	Mike Williams (1980)	.420
5.	Josh Patton (1997)	.419
6.	Don Durham (1970)	.418
7.	Ralph Antone (1982)	.411
8.	Danny Hudzina (2016)	.408
	Jim Atkinson (1978)	.408
10.	Bobby Moore (1963)	.405

### Runs

1.	Rob Tomberlin (1985)	83
	Wade Gaynor (2009)	83
3.	Randy Strijek (1985)	72
	Chris Turner (1988)	72
5.	Mike Murray (1980)	71
6.	John Clem (1985)	70
7.	Scott Kaskie (2008)	68
8.	Chad Cregar (2009)	67
9.	Jake Sanford (2019)	65
10.	Carlos Akins (1995)	64
	Chris Yeo (1999)	64

### Hits

1.	Matt Rice (2009)	101
2.	Rob Tomberlin (1985)	100
3.	Matt Gunning (2004)	99
4.	Wade Gaynor (2009)	93
5.	Mike Murray (1980)	92
	Matt Fox (2001)	92
7.	John Clem (1985)	90
	Chad Cregar (2008)	90
	Wade Gaynor (2008)	90
10.	Danny Hudzina (2016)	89
	Matt Rice (2010)	89

### Hit Streaks

1.	Matt Rice (2009)	31
2.	Danny Hudzina (2015-16)	29
3.	Bill Weyers (1992-93)	24
4.	Paul Jackson (1992)	23
5.	Andy McDonald (1992)	21
	T.J. Freeman (1998)	21
7.	Mike Williams (1980-81)	20
	Matt Ransdell (2006)	20
9.	Donnie Thomas (1981)	19
	Josh Patton (1997)	19

### Doubles

1.	Chris Turner (1991)	24
	Wade Gaynor (2008)	24
3.	Jonathan Camilo (1990)	23
	Matt Fox (2001)	23
	Matt Gunning (2004)	23
6.	Andy McDonald (1992)	22
	Carlos Akins (1995)	22
8.	Chris Turner (1989)	21
	Brian Houdek (2000)	21
	Antone Towns (2005)	21
	Tristin Garcia (2023)	21

### Triples

1.	Matt Payton (2010)	10
2.	Randy Strijek (1985)	7
	Scott Kaskie (2008)	7
4.	Don Durham (1970)	6
	Jim Zwiesler (1971)	6
	Robert Pickett (1980)	6
	Pete Davids (1988)	6
	Jared Andreoli (2011)	6
9.	Kenny Fox (1979)	5
	Matt Idlett (1996)	5
	Lorenzo Ferguson (1997)	5
	Jordan Newton (2006)	5
	Scott Kaskie (2007)	5
	Matt Hightower (2008)	5
	Matt Payton (2009)	5
	Colie Currie (2017)	5

Home Runs

1.	Rob Tomberlin (1985)	27
2.	John Clem (1985)	25
	Wade Gaynor (2009)	25
4.	Mike Williams (1980)	23
5.	Jake Sanford (2019)	22
6.	Mike Williams (1981)	21
	Mike Roy (1985)	21
	Chad Cregar (2008)	21
9.	Paul Knuth (1981)	19
	Chad Cregar (2009)	19

Runs Batted In

1.	Chad Cregar (2008)	82
2.	Mike Williams (1980)	79
3.	Wade Gaynor (2009)	78
4.	Mike Williams (1981)	77
5.	John Clem (1985)	76
6.	Matt Gunning (2004)	73
7.	Matt Rice (2009)	72
8.	Rob Tomberlin (1985)	70
9.	Jake Sanford (2019)	66
10.	Matt Rice (2010)	65

Walks

1.	Shannon McKenzie (1996)	62
2.	Tim Grogan (2004)	61
3.	Chris Yeo (1999)	59
4.	Mike Latham (1988)	58
5.	Chris Turner (1988)	53

Stolen Bases (Attempts)

1.	Carlos Akins (1995)	41 (51)
2.	Ryan Hepworth (1992)	35 (40)
3.	Mike Murray (1980)	34 (42)
4.	Buddy Turner (1986)	28 (37)
5.	Mike Murray (1979)	27 (30)

## SINGLE-SEASON: PITCHING

### Appearances (Pitching)

1.	Matt Wilhite (2003)	37
2.	Evan Teague (2009)	35
3.	Matt Wilhite (2002)	33
	Evan Teague (2008)	33
	Rye Davis (2010)	33
6.	Lance Ellingson (1992)	30
	Brian Smith (1996)	30
	Phil Wetherell (2011)	30
9.	Crad Jagers (1997)	29
	Chad Adcock (2009)	29

### Games Started (Pitching)

1.	Daren Kizziah (1988)	20
2.	Daren Kizziah (1989)	18
3.	Steve Bercier (1988)	17
	Steve Marr (1990)	17
	Heath Haynes (1991)	17
	Ryan Hutchison (2001)	17
	Daniel Faulkner (2005)	17
	Liam Shanahan (2006)	17
9.	Jeff Ledogar (1991)	16
	Steve Marr (1992)	16
	Stephen Stemle (1996)	16
	Ryan Bicondoa (2002)	16
	Ryan Bicondoa (2001)	16
	Daniel Faulkner (2004)	16
	Grady Hinchman (2004)	16
	Matt Ridings (2009)	16

### Innings Pitched

1.	Ryan Bicondoa (2002)	123.2
2.	Ryan Hutchison (2001)	122.1
	Heath Haynes (1991)	122.1
4.	Ken Edenfield (1990)	118.1
5.	Daniel Faulkner (2004)	112.1
6.	Ryan Hutchison (2000)	112.0
7.	Larry Shikles (1985)	106.0
	Daniel Faulkner (2005)	106.0
9.	Darren Kizziah (1988)	105.0
	Grady Hinchman (2004)	105.0

### Earned Run Average (Min. 30 IP)

1.	Phil Rine (1981)	0.85
2.	Leonard Mullins (1970)	0.87
3.	Bill Scheckles (1973)	1.14
4.	Stan Markham (1966)	1.36
5.	Bruce Alexander (1968)	1.58
6.	Dawson Hall (2024)	1.69
7.	Elliott Miles (1969)	1.74
8.	Matt Wilhite (2003)	1.77
9.	Steve Carter (1975)	1.86
10.	Kevin Elder (2015)	1.87
11.	Mark Biven (1979)	1.95

### Wins

1.	Daren Kizziah (1988)	11
	Ryan Bicondoa (2002)	11
3.	Heath Haynes (1991)	10
	Jeff Ledogar (1991)	10
	Matt Ridings (2008)	10
6.	Larry Shikles (1985)	9
	Daren Kizziah (1989)	9
	Ryan Hutchison (2000)	9
	Ryan Hutchison (2001)	9
	Matt Ridings (2010)	9

### Strikeouts

1.	Ryan Bicondoa (2002)	150
2.	Grady Hinchman (2004)	114
3.	Heath Haynes (1991)	111
4.	Brian Houdek (2001)	101
5.	Ryan Hutchison (2001)	100
6.	Matt Ridings (2008)	98
7.	Ryan Bicondoa (2001)	96
8.	Ken Edenfield (1990)	94
9.	Matt Ridings (2009)	93
	Ryan Thurston (2017)	93

### Complete Games

1.	Don Durham (1970)	8
	Phil Van Meter (1971)	8
	Marty Mason (1980)	8
	Mark Williams (1980)	8
	Heath Haynes (1991)	8
6.	Mark Biven (1979)	7
	Josh Novotney (1999)	7
	Ryan Hutchison (2000)	7
9.	Stan Markham (1969)	6
	Kevin Benzing (1981)	6
	Phil Rine (1981)	6
	Doug Piatt (1987)	6
	Steve Stemle (1997)	6
	Ryan Hutchison (2001)	6

### Saves

1.	Mason Burns (2024)	15
2.	Ian Tompkins (2014)	14
3.	Matt Wilhite (2003)	11
4.	Eddie Jent (1985)	9
	Rye Davis (2010)	9
6.	Jackson Sowell (2016)	8
	Mason Vinyard (2022)	8
	CJ Weins (2023)	8
9.	Jeff Meier (1987)	7
	Nathan Isenberg (1999)	7
	Matt Wilhite (2002)	7
	Taylor Haydel (2013)	7
	Ben Morrison (2018)	7

### Decisions (Record)

1.	Daren Kizziah (1988)	17 (11-6)
2.	Daren Kizziah (1989)	16 (9-7)
	Ken Edenfield (1990)	16 (8-8)
	Ryan Hutchison (2001)	16 (9-7)
5.	Heath Haynes (1991)	15 (10-5)

CAREER RECORDS: HITTING

Games Played

1. Juan Galan (1985-88)	241
2. Chris Turner (1988-91)	237
3. Brad Worley (1989-92)	231
4. Matt Payton (2007-10)	222
Kevin Lambert (2017-21)	222
6. Jared Andreoli (2009-12)	221
7. Paul Jackson (1990-93)	217
8. Antone Towns (2002-05)	216
Matt Rice (2008-11)	216
Scott Wilcox (2011-14)	216

At Bats

1. Jared Andreoli (2009-12)	894
2. Brad Worley (1989-92)	888
3. Chris Turner (1988-91)	842
4. Juan Galan (1985-88)	832
5. Matt Rice (2008-11)	831
6. Mike Murray (1977-80)	804
7. Matt Idlett (1996-99)	803
8. Matt Payton (2007-10)	798
9. Scott Wilcox (2011-14)	788
10. Josh Patton (1994-97)	786

Runs

1. Chris Turner (1988-91)	215
2. Matt Idlett (1996-99)	200
3. Jared Andreoli (2009-12)	196
4. Mike Murray (1977-80)	180
Matt Payton (2007-10)	180
6. Wade Gaynor (2007-09)	178
7. Jordan Newton (2004-06)	172
8. Matt Ransdell (2003-06)	167
9. Matt Rice (2008-11)	165
10. Ralph Antone (1980-83)	152
Juan Galan (1985-88)	152

Hits

1. Matt Rice (2008-11)	309
2. Jared Andreoli (2009-12)	287
3. Josh Patton (1994-97)	281
4. Brad Worley (1989-92)	278
5. Chris Turner (1988-91)	271
6. Matt Fox (1998-2001)	269
7. Wade Gaynor (2007-09)	247
8. Mike Murray (1977-80)	236
9. Jake Wells (2007-10)	235
10. Scott Wilcox (2011-14)	234
11. Matt Ransdell (2003-06)	232
12. Mike Williams (1978-81)	228
13. Juan Galan (1985-88)	227

Doubles

1. Chris Turner (1988-91)	68
2. Josh Patton (1994-97)	67
3. Matt Rice (2008-11)	53
4. Terrence Dayleg (2007-09)	51
Wade Gaynor (2007-09)	51
Jake Wells (2007-10)	51
7. Tim Grogan (2003-05)	49
James Davis (1992-95)	49
Casey Hamilton (2005-07)	49
10. Scott Wilcox (2011-14)	47

Triples

1. Matt Payton (2007-10)	17
2. Jared Andreoli (2009-12)	15
3. Matt Idlett (1996-99)	12
Scott Kaskie (2007-08)	12
5. Matt Hightower (2007-09)	11
Randy Strijek (1984-86)	11
Jordan Newton (2004-06)	11
8. Jim Zweisler (1969-71)	10
9. Kenny Fox (1979-80)	9
10. Brad Worley (1989-92)	8
Anderson Miller (2013-15)	8

Home Runs

1. Mike Williams (1978-81)	53
Ralph Antone (1980-83)	53
3. Wade Gaynor (2007-09)	43
4. Chad Cregar (2008-09)	40
5. John Clem (1984-85)	37
6. Mike Roy (1984-85)	35
Chris Turner (1988-91)	35
8. Matt Rice (2008-11)	34
9. Ryan Huck (2010-13)	33
10. T.J. Freeman (1996-99)	32
Jordan Newton (2004-06)	32

Runs Batted In

1. Matt Rice (2008-11)	223
2. Mike Williams (1978-81)	208
3. Ralph Antone (1980-83)	189
4. Josh Patton (1994-97)	177
5. Chris Turner (1988-91)	164
6. Wade Gaynor (2007-09)	156
7. Chad Cregar (2008-09)	145
8. Jared Andreoli (2009-12)	144
Jordan Newton (2004-06)	144
10. Antone Towns (2002-05)	142

Walks

1. Chris Turner (1988-91)	186
2. Tim Grogan (2003-05)	140
3. Juan Galan (1985-88)	137
4. Scott Wilcox (2011-14)	131
5. Paul Jackson (1990-93)	124
6. Jared Andreoli (2009-12)	119
7. Ray Zuberer III (2017-21)	102
8. Ralph Antone (1980-83)	100
Jordan Newton (2004-06)	100
10. Matt Rice (2008-11)	99

Stolen Bases (Attempts)

1. Mike Murray (1977-80)	89 (N/A)
2. Chris Turner (1988-91)	64 (78)
3. Gerald Ingram (1985-88)	51 (69)
4. Matt Hightower (2007-09)	45 (54)
5. Carlos Akins (1995)	41 (51)
Buddy Turner (1986-87)	41 (57)
7. Jared Andreoli (2009-12)	40 (57)
8. Wade Gaynor (2007-09)	38 (46)
9. Scott Kaskie (2007-08)	35 (46)
10. Donnie Thomas (1979-82)	33 (41)

GENERAL

HILLTOPPERS

2024 REVIEW

HISTORY

OPPONENTS



## CAREER RECORDS: PITCHING

### Appearances (Pitching)

1. Matt Wilhite (2000-03)	110
2. Taylor Haydel (2010-13)	97
Evan Teague (2006-09)	97
4. Ben Paxton (2006-09)	93
5. Brian Smith (1995-98)	84
6. Ross Hammonds (2009-12)	78
Bart Carter (2007-10)	78
8. Tate Glasscock (2011-15)	76
Brennan Pearson (2012-15)	76
10. Heath Haynes (1988-91)	74
Andy Alepra (1992-95)	74
J.C. Faircloth (2002-06)	74

### Games Started (Pitching)

1. Matt Ridings (2007-10)	60
2. Ryan Hutchison (1998-2001)	53
3. Ryan Thurston (2014-18)	52
4. Heath Haynes (1988-91)	49
Steve Marr (1989-92)	49
6. Grady Hinchman (2002-05)	47
Justin Hageman (2011-14)	47
8. J.C. Faircloth (2002-06)	46
9. Jeff Ledogar (1988-91)	45
10. Tanner Perkins (2010-13)	43

### Innings Pitched

1. Matt Ridings (2007-10)	383.2
2. Ryan Hutchison (1998-2001)	374.0
3. Heath Haynes (1988-91)	325.0
4. Justin Hageman (2011-14)	316.2
5. Ryan Thurston (2014-18)	306.2
6. Grady Hinchman (2002-05)	286.2
7. J.C. Faircloth (2002-06)	278.0
8. Steve Marr (1989-92)	267.1
9. Jeff Ledogar (1988-91)	265.2
10. Steve Stemle (1996-98)	252.1

### Wins

1. Matt Ridings (2007-10)	34
2. Ryan Hutchison (1998-2001)	28
3. Heath Haynes (1988-91)	24
4. Steve Marr (1989-92)	21
Bart Carter (2007-10)	21
6. Daren Kizziah (1988-89)	20
Jeff Ledogar (1988-91)	20
Justin Hageman (2011-14)	20
9. Ryan Bicondoa (2001-02)	19
10. Bart Carter (2007-10)	18
Stephen Stemle (1996-98)	18

### Saves

1. Matt Wilhite (2000-03)	23
2. Mason Burns (2023-24)	19
3. Ian Tompkins (2012-14)	18
4. Rye Davis (2008-11)	16
5. Ben Morrison (2014-18)	13
6. Jeff Meier (1987-88)	12
Jackson Sowell (2013-17)	12

### Strikeouts

1. Matt Ridings (2007-10)	354
2. Ryan Thurston (2014-18)	299
3. Ryan Hutchison (1998-2001)	264
4. Heath Haynes (1988-91)	253
5. Grady Hinchman (2002-05)	250
6. Ryan Bicondoa (2001-02)	246
7. Justin Hageman (2011-14)	243
8. Steve Stemle (1996-98)	240
9. Bart Carter (2007-10)	214
10. Devyn Terbrak (2021-23)	192

### Complete Games

1. Ryan Hutchison (1998-2001)	16
2. Marty Mason (1979-80)	14
3. Heath Haynes (1988-91)	12
4. Mark Biven (1977-79)	11
5. Steve Stemle (1996-98)	10
6. Mark Williams (1979-80)	8
Mike Spearnock (1983-85)	8
Daren Kizziah (1988-89)	8

### Decisions (Record)

1. Ryan Hutchison (1998-2001)	44 (28-16)
2. Heath Haynes (1988-91)	43 (24-19)
Matt Ridings (2007-10)	43 (34-9)
4. J.C. Faircloth (2002-06)	35 (15-20)
5. Jeff Ledogar (1988-91)	34 (20-14)

## SINGLE-GAME RECORDS: HITTING

(SINCE 2005)

### Most At Bats

1. Jordan Cessna	Kentucky	4/23/13	8
Blake Crabtree	Kentucky	4/23/13	8
Ivan Hartle	Southern Ill.	2/24/12	8
4. (18 times)			7
4 Players	Florida Atlantic	4/22/23	(last)

### Most Runs Scored

1. Jake Sanford	at FIU	3/24/19	5
Jared Andreoli	at Vandy	3/16/10	5
Wade Gaynor	APSU	4/28/09	5
Jordan Newton	APSU	5/17/05	5
5. (36 times)			4
Kirk Liebert	NIU	3/4/23	(last)

### Most Hits

1. Ryan Church	at FIU	4/19/15	6
2. (11 times)			5
Ethan Lizama	at Austin Peay	3/12/24	(last)

### Most Runs Batted In

1. Justin Carlin	at Marshall	5/1/21	8
Jake Sanford	at Eastern Ky.	3/26/19	8
3. Jake Sanford	at FIU	3/24/19	7
Matt Hightower	Albany	3/1/09	7
Chad Cregar	FIU	4/5/08	7
Antone Towns	at Wofford	3/12/05	7
7. (11 times)			6
Camden Ross	FIU	3/23/24	(last)

### Most Doubles

1. (10 times)			3
Blake Cavill	at Lipscomb	2/20/24	(last)

### Most Triples

1. (6 times)			2
Chris Rogers	at FIU	5/18/17	(last)

### Most Home Runs

1. Justin Carlin	at Marshall	5/1/21	3
Jake Sanford	at Eastern Ky.	3/26/19	3
Jordan Newton	Wisc.-Mil.	3/19/06	3
4. (50 times)			2
Ethan Lizama	vs. #24 DBU	5/25/24	(last)

### Most Walks

1. (9 times)			4
Brady Browning	at SEMO	3/16/24	(last)

### Most Intentional Walks

1. Ryan Huck	Louisiana	3/29/13	3
2. (6 times)			2
Jake Sanford	Old Dominion	5/18/19	(last)

### Most Times Hit By Pitch

1. (6 times)			3
Davis Sims	Charlotte	3/28/21	(last)

### Most Total Bases

1. Justin Carlin	at Marshall	5/1/21	13
2. Jake Sanford	at Eastern Ky.	3/26/19	12
Jacob Rhinesmith	BGSU	3/10/18	12
Matt Payton	at VCU	3/20/10	12
Jordan Newton	Wisc.-Mil.	3/19/06	12
Antone Towns	at Wofford	3/12/05	12
7. Ryan Church	at FIU	4/19/15	11
Chad Cregar	at ULM	3/8/08	11
9. (11 times)			10
Ethan Lizama	vs. #24 DBU	5/25/24	(last)

### Most Times Struck Out

1. (31 times)			4
Lukas Farris	SDSU	3/12/23	(last)

### Most Times Struck Out Looking

1. (8 times)			3
Matt Phipps	at LA Tech	5/12/19	(last)

### Most Times Grounded Into DP

1. (17 times)			2
Tristin Garcia	at #17 DBU	5/20/23	(last)

### Most Sacrifice Flies

1. (10 times)			2
Tyler Robertson	WVU	3/3/18	last

### Most Sacrifice Hits

1. AJ Fiechter	NIU	3/4/23	3
2. (29 times)			2
Jaylin Rae	at AVL	5/3/24	(last)

### Most Stolen Bases

1. Logan Robbins	UALR	5/26/11	4
Scott Kaskie	BGSU	2/24/08	4
3. (6 times)			3
Dylan O'Connell	at Louisville	4/23/24	(last)

### Most Stolen Base Attempts

1. Logan Robbins	UALR	5/26/11	4
Scott Kaskie	BGSU	2/24/08	4
3. (9 times)			3
Dylan O'Connell	at Louisville	4/23/24	(last)

### Most Times Caught Stealing

1. (4 times)			2
Aidan Gilroy	at #17 DBU	5/18/23	(last)

GENERAL

HILITOPPERS

2024 REVIEW

HISTORY

OPPONENTS

**SINGLE-GAME RECORDS: PITCHING***(SINCE 2005)***Most Innings Pitched**

1. Ryan Thurston	FIU	4/30/16	10
2. (26 times)			9
Devyn Terbrak	SDSU	3/12/23	(last)

**Most Strikeouts**

1. Sean Bergeron	Hartford	3/5/22	16
2. Devyn Terbrak	SDSU	3/12/23	14
Ryan Thurston	Illinois State	3/10/17	14
4. Jake Kates	Valpo	3/19/21	13
Matt Hightower	UNO	4/10/09	13
6. (8 times)			11
Jack Bennett	#8 DBU	4/5/24	(last)
14. (10 times)			10
Ryan Thurston	MTSU	3/16/18	(last)

**Most Strikeouts Looking**

1. Grady Hinchman	UALR	4/2/05	8
Sean Bergeron	Hartford	3/5/22	8
3. Peter Wiggins	FAU	3/11/07	7
4. Matt Ridings	UALR	5/7/10	6
Matt Ridings	USA	4/9/10	6
6. (11 times)			5
Ryan Thurston	FIU	4/30/16	(last)

**Most Runs Allowed**

1. Bart Carter	at FAU	4/25/08	12
2. Bart Carter	vs. UNO	5/23/07	11
Liam Shanahan	UNO	3/24/06	11
4. (5 times)			10
Jack Bennett	at MTSU	4/26/24	(last)
9. (13 times)			9
Devyn Terbrak	at LA Tech	5/13/22	(last)

**Most Earned Runs Allowed**

1. Bart Carter	at FAU	4/25/08	12
2. Taylor Haydel	Vanderbilt	3/17/10	10
Bart Carter	at Auburn	3/11/09	10
Grady Hinchman	at NMSU	4/9/05	10
5. (10 times)			9
Jack Bennett	at MTSU	4/26/24	(last)

**Most Hits Allowed**

1. Matt Ridings	at FAU	4/16/10	12
Liam Shanahan	USA	4/28/06	12
Daniel Faulkner	ASU	5/7/05	12
Devyn Terbrak	at La Tech	5/13/22	12
5. (21 times)			11
Devyn Terbrak	ODU	5/8/21	(last)

**Most Doubles Allowed**

1. Austin Clay	at Louisiana	3/29/14	6
2. (5 times)			5
Joe Filosa	at LA Tech	5/12/19	(last)

**Most Triples Allowed**

1. Jacob Bimbi	at Sam Houston	4/13/24	3
2. (7 times)			2
Dalton Shoemake	at Louisville	3/23/21	(last)

**Most Home Runs Allowed**

1. Jacob Bimbi	at LA Tech	5/11/24	4
Grady Hinchman	Louisiana	5/21/05	4
3. (19 times)			3
Cole Heath	Charlotte	4/30/23	(last)

**Most Wild Pitches**

1. Jeff Ciocco	at ECU	3/8/17	4
Colby Beach	FAU	3/10/07	4
Liam Shanahan	at ASU	5/5/06	4
4. (16 times)			3
Reece Calvert	vs. ODU	5/22/19	(last)

**Most Walks Allowed**

1. Shane Cameron	vs. ULM	5/23/09	8
Grady Hinchman	at UTPA	4/22/05	8
3. Ryan Thurston	Lipscomb	4/2/14	7
Justin Hageman	at ASU	4/13/12	7
5. (15 times)			6
Collin Lollar	at Marshall	4/12/19	(last)

**Most Batters Hit By Pitch**

1. Jake Kates	at ODU	5/14/21	5
Daniel Faulkner	vs. Wake Forest	2/12/05	5
3. (7 times)			4
Paul Kirkpatrick	at MTSU	3/25/17	(last)

**Most Balks**

1. Peter Wiggins	ECU	4/11/07	3
Matt Ridings	Albany	3/23/07	3
3. (9 times)			2
Bailey Sutton	vs. UTSA	5/24/19	(last)

**Most Sacrifice Flies Allowed**

1. (22 times)			2
Paul Kirkpatrick	Rice	4/22/17	(last)

**Most Sacrifice Hits Allowed**

1. (10 times)			3
Ryan Thurston	at Charlotte	5/5/18	(last)

**Most Batters Faced**

1. Bart Carter	vs. UNO	5/23/07	39
Grady Hinchman	vs. Louisiana	5/25/05	39
3. Bart Carter	USA	5/12/07	38
Grady Hinchman	MTSU	4/16/05	38
5. Ryan Thurston	FIU	4/30/16	37
Justin Hageman	FAU	5/7/11	37
Liam Shanahan	MTSU	4/14/06	37
Daniel Faulkner	at Louisville	4/25/05	37
9. (8 times)			36
Ryan Thurston	LA Tech	4/27/18	(last)

**SINGLE GAME RECORDS: FIELDING**  
*(SINCE 2005)*

**Most Chances**

1.	Jack Wilson	ODU	5/17/19	22
2.	Hunter Wood	Illinois State	3/10/17	20
	Ryan Huck	Kentucky	4/23/13	20
	Ryan Huck	ASU	4/15/11	20
	J.B. Paxson	BGSU	2/23/08	20
6.	Marcus Ross	Akron	3/18/05	19
7.	Blake Cavill	Louisville	4/9/24	18
8.	Tyler Robertson	MTSU	3/18/18	17
	Ryan Church	USA	4/20/14	17
	Ryan Huck	at ASU	4/6/13	17
	Jake Wells	at Troy	3/21/09	17

**Most Putouts**

1.	Jack Wilson	ODU	5/17/19	20
2.	Hunter Wood	Illinois State	3/10/17	19
	Ryan Huck	Kentucky	4/23/13	19
	Ryan Huck	ASU	4/15/11	19
5.	Ryan Church	USA	4/20/14	17
	Marcus Ross	Akron	3/18/05	17
7.	(7 times)			16
	Blake Cavill	Louisville	4/9/24	(last)

**Most Assists**

1.	Scott Wilcox	at ULM	5/2/14	9
	Blake Crabtree	at FIU	3/23/13	9
	Matt Payton	at ASU	4/18/09	9
4.	(11 times)			8
	Zayd Brannigan	at MTSU	4/28/24	(last)

**Most Errors**

1.	(6 times)			3
	Matthew Meyer	at FIU	4/3/21	(last)

**Most Stolen Bases Against**

1.	Josh Rodgers	APSU	4/4/06	9
2.	Matt Phipps	UAB	3/15/19	7
3.	Matt Rice	at Kentucky	3/31/10	6
	J.B. Paxson	EKU	4/22/09	6
	Matt Rice	at EKU	3/18/09	6

**Most Caught Stealing By**

1.	(5 times)			3
	Ryan Messex	ASU	4/6/14	(last)

**Most Passed Balls**

1.	(12 times)			2
	Ryan Fowler	NMSU	5/16/24	(last)

GENERAL

HILTOPPERS

2024 REVIEW

HISTORY

OPPONENTS



## Batting Average

1961	Ronnie Myers	.357
1962	Ronnie Carrol	.421
1963	Bobby Moore	.405
1964	Don Schneider	.356
1965	N/A	
1966	Jim Bunnell	.400
1967	Bob Elliott	.323
1968	Harry Jones	.333
1969	Jim Zwiesler	.352
1970	Don Durham	.418
1971	Jim Zwiesler	.323
1972	Steve Long	.408
1973	Steve Long	.398
1974	Neil Mills	.380
1975	Dee Deener	.368
1976	Harold Craft	.337
1977	Terry Tedder	.359
1978	Jim Atkinson	.408
1979	Mike Williams	.382
1980	Mike Williams	.420
1981	Mike Williams	.423
1982	Ralph Antone	.411
1983	Ralph Antone	.437
1984	Mike Roy	.384
1985	John Clem	.400
1986	Scott Hibbert	.332
1987	Mike Latham	.333
1988	Gary Muller	.340
1989	Chris Turner	.387
1990	Jonathan Camilo	.366
1991	Chris Turner	.394
1992	Bill Weyers	.378
1993	Bill Weyers	.422
1994	James Davis	.358
1995	Shannon Mckenzie	.342
1996	C.J. Martin	.383
1997	Josh Patton	.419
1998	T.J. Freeman	.379
1999	Chris Yeo	.349
2000	Brian Houdek	.364
2001	Matt Fox	.369
2002	Matt Wilhite	.387
2003	Matt Robinson	.342
2004	Matt Gunning	.375
2005	Marcus Ross	.351
2006	Scotty Colt	.351
2007	Troy Frazier	.327
2008	Chad Cregar	.360
2009	Matt Rice	.399
2010	Matt Rice	.369
2011	Matt Rice	.360
2012	Casey Dykes	.289
2013	Ryan Huck	.367
2014	Anderson Miller	.335
2015	Leiff Clarkson	.327
2016	Danny Hudzina	.408
2017	Hunter Wood	.313
2018	Steven Kraft	.382
2019	Jake Sanford	.398
2020	Matt Phipps	.368
2021	Jackson Gray	.363
2022	Tristin Garcia	.323
2023	Tristin Garcia	.323
2024	Blake Cavill	.313

## At Bats

1963	Dennie Jenkins	53
1964	Tommy Proctor	63
1965	N/A	
1966	Vanous Lloyd	74
1967	Vanous Lloyd	94
1968	Harry Jones	72
1969	Harry Jones	82
1970	N/A	
1971	Jim Zweiesler	130
1972	Steve Long	76
1973	Neil Mills	136
1974	Dee Deener	155
1975	Dee Deener	163
1976	N/A	
1977	Frank Hughes	167
1978	Mike Murray	154
1979	Mike Murray	173
1980	Mike Murray	240
1981	Rick Parrish	186
1982	Donnie Thomas	167
1983	Brain Day/Joe Garafola	168
1984	Matt Logic	166
1985	Randy Strijek	265
1986	Scott Hibbert	226
1987	Juan Galan	221
1988	Gary Mueller	247
1989	Jonathan Camilo	213
1990	Brad Worley	239
1991	Brad Worley	223
1992	Brad Worley	232
1993	Bill Weyers	192
1994	James Davis	187
1995	Chad Chabala	213
1996	Matt Idlett	218
1997	Izzy Santiago	195
1998	Matt Idlett	201
1999	Matt Idlett	248
2000	Brian Houdek	236
2001	Matt Fox	249
2002	Tanner Townsend	196
2003	Matt Johnston	223
2004	Matt Gunning	264
2005	Matt Ransdell	249
2006	Matt Ransdell	240
2007	Casey Hamilton	226
2008	Wade Gaynor	259
2009	Matt Rice	253
2010	Jared Andreoli/Kes Carter	246
2011	Jared Andreoli	247
2012	Casey Dykes	228
2013	Regan Flaherty/Scott Wilcox	236
2014	Regan Flaherty	230
2015	Ryan Church	211
2016	Danny Hudzina	218
2017	Colie Currie	206
2018	Jacob Rhinesmith	209
2019	Jake Sanford	221
2020	Richard Constantine	71
2021	Ray Zuberer III	197
2022	Tristin Garcia	220
2023	Ty Crittenberger	229
2024	Ethan Lizama	207

**Runs**

1963	Dennie Jenkins	12
1964	Don Schneider	12
1965	N/A	
1966	Jim Bunnell	15
1967	Jim Bunnell	20
1968	Harry Jones	19
1969	Harry Jones	17
1970	N/A	
1971	Jim Zwiesler	24
1972	Steve Long	21
1973	Neil Mills	21
1974	Neil Mills	37
1975	Dee Deener	30
1976	N/A	
1977	Terry Tedder	32
1978	Frank Hughes	45
1979	Mike Murray	40
1980	Mike Murray	71
1981	Mike Williams	61
1982	Ralph Antone	51
1983	Jim Rathbun	42
1984	John Clem/Mike Roy	44
1985	Rob Tomberlin	83
1986	Rafael Campos	55
1987	Rafael Campos	43
1988	Chris Turner	72
1989	Chris Turner	57
1990	Brad Worley	37
1991	Andy McDonald	57
1992	Ryan Hepworth	57
1993	Bill Weyers	59
1994	James Davis	39
1995	Carlos Akins	64
1996	Matt Idlett	58
1997	Lorenzo Ferguson	58
1998	Chris Yeo	53
1999	Chris Yeo	64
2000	Brian Houdek	47
2001	Matt Fox	59
2002	Tanner Townsend	58
2003	Matt Johnston	43
2004	Jordan Newton	59
2005	Jordan Newton	63
2006	Matt Ransdell	52
2007	Scott Kaskie	60
2008	Scott Kaskie	68
2009	Wade Gaynor	83
2010	Matt Payton	63
2011	Jared Andreoli	49
2012	Jared Andreoli	42
2013	Ryan Huck	43
2014	Anderson Miller	40
2015	Anderson Miller	47
2016	Steven Kraft	44
2017	Colie Currie	42
2018	Jacob Rhinesmith	45
2019	Jake Sanford	65
2020	Jackson Swiney	23
2021	Ray Zuberer III	45
2022	Tristin Garcia/Ty Batusich	39
2023	Ty Crittenberger	57
2024	Blake Cavill	48

**Hits**

1963	Dennie Jenkins	19
1964	Don Schneider	21
1965	N/A	
1966	Jim Bunnell	26
1967	Jim Bunnell	24
1968	Harry Jones	24
1969	Harry Jones	26
1970	N/A	
1971	Jim Zwiesler	42
1972	Steve Long	31
1973	Steve Tate	48
1974	Neil Mills	57
1975	Dee Deener	60
1976	N/A	
1977	Terry Tedder	55
1978	Frank Hughes	57
1979	Mike Williams	63
1980	Mike Murray	92
1981	Mike Williams	74
1982	Ralph Antone	62
1983	Brian Day	63
1984	Mike Roy	63
1985	Rob Tomberlin	100
1986	Scott Hibbert	75
1987	Stan Cook	64
1988	Gary Mueller	84
1989	Chris Turner	79
1990	Jonathan Camilo	83
1991	Chris Turner	74
1992	Brad Worley	85
1993	Bill Weyers	81
1994	James Davis	67
1995	Chad Chabala	69
1996	Matt Idlett	74
1997	Josh Patton	80
1998	Chris Yeo	71
1999	Chris Yeo	81
2000	Brian Houdek	86
2001	Matt Fox	92
2002	Tanner Townsend	68
2003	Matt Johnston	68
2004	Matt Gunning	99
2005	Matt Ransdell	87
2006	Matt Ransdell	77
2007	Casey Hamilton	73
2008	Chad Cregar/Wade Gaynor	90
2009	Matt Rice	101
2010	Matt Rice	89
2011	Jared Andreoli	87
2012	Casey Dykes	66
2013	Scott Wilcox	77
2014	Regan Flaherty	72
2015	Danny Hudzina	66
2016	Danny Hudzina	89
2017	Colie Currie	64
2018	Steven Kraft	65
2019	Jake Sanford	88
2020	Jack Wilson	23
2021	Jackson Gray	65
2022	Tristin Garcia	71
2023	Tristin Garcia	73
2024	Ethan Lizama	64

GENERAL

HILLTOPPERS

2024 REVIEW

HISTORY

OPPONENTS

## Doubles

1963	Bobby Moore	3
1964	N/A	
1965	N/A	
1966	Gary Broenneke/Jim Bunnell	5
1967	Bob Elliot	5
1968	Harry Jones	5
1969	Jim Zwiesler	4
1970	N/A	
1971	Mike Grubb	8
1972	Steve Tate	5
1973	Steve Long/Neil Mills	10
1974	Mike Grubb	10
1975	Dee Deener	14
1976	N/A	
1977	Frank Hughes/Terry Tedder	11
1978	Terry Tedder	15
1979	Joe Hathcock	16
1980	Mike Murray	20
1981	Ralph Antone	16
1982	Kevin Birkofer	15
1983	Joe Garafola	17
1984	John Clem	10
1985	Rob Tomberlin	19
1986	Scott Hibbert	17
1987	Stan Cook	14
1988	Gary Mueller	19
1989	Chris Turner	21
1990	Jonathan Camilo	23
1991	Chris Turner	24
1992	Andy McDonald	22
1993	Bill Weyers	16
1994	James Davis/Josh Patton	18
1995	Carlos Akins	22
1996	C.J. Martin	17
1997	Josh Patton	18
1998	T.J. Freeman	20
1999	T.J. Freeman	18
2000	Brian Houdek	21
2001	Matt Fox	23
2002	Ryan Cattell	18
2003	Matt Johnston	17
2004	Matt Gunning	23
2005	Antone Towns	21
2006	Casey Hamilton	20
2007	Terrence Dayleg/Casey Hamilton	18
2008	Wade Gaynor	24
2009	Wade Gaynor	20
2010	Jake Wells	17
2011	Ryan Hutchison	18
2012	Casey Dykes	14
2013	Regan Flaherty/Ryan Huck/Scott Wilcox	16
2014	Regan Flaherty	18
2015	Ryan Church	14
2016	Danny Hudzina	18
2017	Thomas Peter	16
2018	Steven Kraft	13
2019	Jake Sanford	20
2020	Jack Wilson	10
2021	J. Gray/K. Lambert/M. Meyer/R. Zuberer III	13
2022	Tristin Garcia	19
2023	Tristin Garcia	21
2024	Blake Cavill	19

## Triples

1963	Neil DiLorenzo	2
1964	Billy Cross	1
1965	N/A	
1966	Jim Bunnell	1
1967	Johnny Vance	3
1968	Phil Allen	1
1969	Jim Zwiesler	4
1970	N/A	
1971	Jim Zwiesler	6
1972	Neil Mills	2
1973	Ken Justak	3
1974	Mike Hurst	2
1975	Dee Deener	2
1976	N/A	
1977	Jim Atkinson	2
1978	Jim Atkinson	2
1979	Kenny Fox	5
1980	Robert Pickett	6
1981	Brent Harris	3
1982	Joe Garafola	3
1983	Brian Day	4
1984	Ken Sexton	2
1985	Randy Strijek	7
1986	Jim Schurr	4
1987	Rafael Campos	4
1988	Pete Davids	6
1989	Chris Gage	3
1990	Brad Worley	4
1991	Andy McDonald	4
1992	Ryan Hepworth	4
1993	Gus Moen	2
1994	Greg Slone	4
1995	Carlos Akins	4
1996	Matt Idlett	5
1997	Lorenzo Ferguson	5
1998	Matt Idlett	3
1999	Chris Yeo	5
2000	Brian Houdek	1
2001	Brian Houdek	3
2002	Tanner Townsend	2
2003	Travis Brown	3
2004	Jordan Newton	4
2005	Matt Ransdell	3
2006	Jordan Newton	5
2007	Scott Kaskie	5
2008	Scott Kaskie	7
2009	Matt Payton	5
2010	Matt Payton	10
2011	Jared Andreoli	6
2012	Jared Andreoli	4
2013	Ryan Messex	2
2014	Anderson Miller	4
2015	Anderson Miller	3
2016	Steven Kraft	3
2017	Colie Currie	5
2018	Colie Currie/Jacob Rhinesmith/Ray Zuberer III	3
2019	Matt Phipps/Jake Sanford/Ray Zuberer III	2
2020	Junior Coleman/Jackson Swiney	1
2021	Jackson Gray/Matthew Meyer/Ray Zuberer III	2
2022	Aidan Gilroy	3
2023	Aidan Gilroy	3
2024	Zayd Brannigan	3

**Home Runs**

1963	Steve Cunningham	2
1964	N/A	
1965	N/A	
1966	Bob Bugel	5
1967	Johnny Vance	3
1968	Jim Bunnell	3
1969	Don Durham	3
1970	N/A	
1971	Mike Grubb/Fred Jones	3
1972	Mike Grubb/Steve Long	2
1973	Bill Strong	4
1974	Dee Deener	6
1975	Steve Keck	4
1976	N/A	
1977	Terry Tedder	7
1978	Jim Atkinson	11
1979	Mike Green	9
1980	Mike Williams	23
1981	Mike Williams	21
1982	Ralph Antone	17
1983	Ralph Antone	13
1984	Mike Roy	14
1985	Rob Tomberlin	27
1986	Rafael Campos	12
1987	Rafael Campos/Mike Latham/Jim Schurr	9
1988	Chris Turner	16
1989	Chris Turner	10
1990	Doug Darnall	6
1991	Andy McDonald	9
1992	Paul Jackson	13
1993	Clay Wiedenbein	9
1994	James Davis	8
1995	James Davis	11
1996	C.J. Martin	16
1997	Lorenzo Ferguson/Erick Rosa	8
1998	Matt Idlett/Chris Yeo	10
1999	T.J. Freeman	18
2000	Tanner Townsend	5
2001	Ryan Cattell	11
2002	Ryan Cattell	10
2003	Tim Grogan	7
2004	Matt Gunning	15
2005	Jordan Newton	13
2006	Jordan Newton	14
2007	Casey Hamilton	8
2008	Chad Cregar	21
2009	Wade Gaynor	25
2010	Matt Rice	10
2011	Matt Rice	9
2012	Ryan Hutchison	8
2013	Ryan Huck	16
2014	Ryan Church	7
2015	Anderson Miller	12
2016	Steven Kraft	6
2017	Thomas Peter	11
2018	Jacob Rhinesmith	14
2019	Jake Sanford	22
2020	Davis Sims/Jackson Swiney/Ray Zuberer III	3
2021	Jackson Gray	8
2022	Ty Batusich	8
2023	Lukas Farris	13
2024	Ethan Lizama	9

**Runs Batted In**

1963	Dennie Jenkins	10
1964	John Horton	10
1965	N/A	
1966	Bob Bugel/John Daily	14
1967	Johnny Vance	14
1968	Frank Chambers	12
1969	Harry Jones	16
1970	N/A	
1971	Mike Grubb	20
1972	Neil Mills	10
1973	Bill Strong	21
1974	Dee Deener	30
1975	Dee Deener	28
1976	N/A	
1977	Terry Tedder	41
1978	Jim Atkinson	43
1979	Mike Williams	50
1980	Mike Williams	79
1981	Mike Williams	77
1982	Ralph Antone	56
1983	Ralph Antone	52
1984	Mike Roy	51
1985	John Clem	76
1986	Scott Hibbert	48
1987	Rafael Campos	52
1988	Gary Muller	66
1989	Chris Turner	44
1990	Jonathan Camilo	37
1991	Chris Turner	48
1992	Paul Jackson	62
1993	Bill Weyers	46
1994	James Davis	49
1995	Josh Patton	57
1996	C.J. Martin	62
1997	Erick Rosa	57
1998	Chris Yeo	53
1999	T.J. Freeman	61
2000	Tim Cleland	37
2001	Ryan Cattell	41
2002	Tanner Townsedn	50
2003	Matt Johnston	41
2004	Matt Gunning	73
2005	Marcus Ross	57
2006	Jordan Newton	58
2007	Casey Hamilton	48
2008	Chad Cregar	82
2009	Wade Gaynor	78
2010	Matt Rice	65
2011	Matt Rice	59
2012	Ryan Hutchison	47
2013	Ryan Huck	56
2014	Ryan Church	38
2015	Ryan Church	45
2016	Kaleb Duckworth	36
2017	Thomas Peter	39
2018	Jacob Rhinesmith	43
2019	Jake Sanford	66
2020	Davis Sims	19
2021	Matthew Meyer	35
2022	Ty Batusich	34
2023	Lukas Farris	43
2024	Blake Cavill	47

GENERAL

HILLTOPPERS

2024 REVIEW

HISTORY

OPPONENTS



## Walks

1963	Dennie Jenkins	5
1964	N/A	
1965	N/A	
1966	John Daily	12
1967	Gary Broenneke	17
1968	Harry Jones/Neil Lawson/George Lynch	11
1969	Johnny Vance	16
1970	N/A	
1971	Jim Zwiesler	17
1972	Steve Tate	16
1973	Neil Mills	27
1974	Steve Tate	29
1975	Harold Craft	17
1976	N/A	
1977	Terry Tedder	25
1978	David Kendall	32
1979	Mike Green	27
1980	Walt McThenny	37
1981	Mike Williams	39
1982	Paul Knuth	32
1983	Ralph Antone	33
1984	John Clem	39
1985	John Clem	45
1986	Juan Galan	33
1987	Mike Latham	35
1988	Mike Latham	58
1989	Chris Turner	44
1990	Chris Turner	49
1991	Chris Turner	40
1992	Paul Jackson	36
1993	Chris Phillips	37
1994	James Davis	19
1995	Carlos Akins	43
1996	Shannon McKenzie	34
1997	Josh Patton	26
1998	Jeff Vance	38
1999	Chris Yeo	59
2000	Tim Cleland	24
2001	D.J. Johnson	29
2002	Tanner Townsend	39
2003	Tim Grogan	41
2004	Tim Grogan	61
2005	Tim Grogan	38
2006	Jordan Newton	45
2007	Troy Frazier/Scott Kaskie	27
2008	Scott Kaskie	38
2009	Chad Cregar	45
2010	Matt Rice	31
2011	Matt Rice	35
2012	Scott Wilcox	46
2013	Devin Kelly	39
2014	Scott Wilcox	38
2015	Anderson Miller	41
2016	Zach Janes	31
2017	Colie Currie	24
2018	Steven Kraft	29
2019	Jake Sanford	33
2020	Jackson Swiney	15
2021	Ray Zuberer III	39
2022	Ty Batusich	24
2023	Kirk Liebert	39
2024	Blake Cavill	43

## Stolen Bases

1991	Chris Turner	25
1992	Ryan Hepworth	35
1993	Greg Slone	11
1994	Mark Pfannenstill	10
1995	Carlos Akins	41
1996	Chad Chabala	22
1997	Lorenzo Ferguson	14
1998	T.J. Freeman	13
1999	Matt Fox	21
2000	Matt Fox	13
2001	Matt Fox	18
2002	Tanner Townsend	18
2003	Rafael Vallejo	15
2004	Matt Johnston	8
2005	Cortez Armstrong	10
2006	Cortez Armstrong	12
2007	Scott Kaskie	15
2008	Scott Kaskie	20
2009	Matt Hightower	25
2010	Logan Robbins	18
2011	Logan Robbins	20
2012	Steve Hodgins	6
2013	Devin Kelly/Steve Hodgins	4
2014	David Simmons	13
2015	Ryan Church/Kaleb Duckworth/Cody Wofford	6
2016	Zach Janes/Grant Malott	6
2017	Kaleb Duckworth	10
2018	Jacob Rhinesmith	13
2019	Jake Sanford/Ray Zuberer III	6
2020	Richard Constantine	3
2021	Ray Zuberer III	13
2022	Jackson Gray	11
2023	Ty Crittenberger	20
2024	Dylan O'Connell	17

**Appearances (Pitching)**

1964	Brown Smith	9
1965	N/A	
1966	Ronnie Howell	7
1967	Stan Markham	10
1968	Don Durham	7
1969	Stan Markham	9
1970	Phil Van Meter	11
1971	Leonard Mullins	11
1972	Phil Van Meter	5
1973	Mike Grubb	9
1974	Marty Matusiak	15
1975	N/A	
1976	N/A	
1977	Mark Biven	13
1978	Rick Gittens	16
1979	Mark Biven	13
1980	Marty Mason	13
1981	Doug Metz	16
1982	Jim Hess	18
1983	Eddie Jent/Jeff Peterek	15
1984	Eddie Jent	25
1985	Eddie Jent	25
1986	Mark Trapp	22
1987	Jeff Meier	25
1988	Otis Lewis	26
1989	Ken Edenfield	28
1990	Ken Edenfield	25
1991	Neil Corley	23
1992	Lance Ellingson	30
1993	Doug Smyly	22
1994	Doug Smyly	24
1995	C.J. Martin	22
1996	Brian Smith	30
1997	Crad Jagers	29
1998	Crad Jagers	23
1999	Nathan Isenberg	29
2000	Matt Wilhite	27
2001	Mike Belch	23
2002	Matt Wilhite	33
2003	Matt Wilhite	37
2004	Michael Shope	26
2005	Miles Ormon	28
2006	Adam Balcom/Garrett Stembridge	28
2007	Colby Beach	25
2008	Evan Teague	33
2009	Evan Teague	35
2010	Rye Davis	33
2011	Phil Wetherell	30
2012	Ross Hammonds	26
2013	Taylor Haydel	26
2014	Ian Tompkins	26
2015	Tate Glasscock	24
2016	Sam Higgs/John Harman	24
2017	Conner Boyd	27
2018	Conner Boyd	25
2019	Jacob Green	23
2020	Jake Kates/Dalton Shoemake/Bailey Sutton	6
2021	Mason Vinyard	18
2022	Mason Vinyard	23
2023	CJ Weins	27
2024	Mason Burns	28

**Games Started (Pitching)**

1963	Lewis Bush/Bobby Sturgeon	4
1964	Frank Brent/Mike Ringo	4
1965	N/A	
1966	Mike Ringo	6
1967	N/A	
1968	N/A	
1969	Stan Markham	7
1970	Don Durham	8
1971	Leonard Mullins	11
1972	Phil Van Meter	5
1973	Mike Grubb	9
1974	Marty Matusiak	9
1975	N/A	
1976	N/A	
1977	Rick Baker	7
1978	Paul Orberson	13
1979	Mark Biven	10
1980	Marty Mason	11
1981	Cam Walker	10
1982	Cam Walker	11
1983	Jeff Peterek/Mike Spearnock	9
1984	Mike Spearnock	12
1985	Larry Shikles	15
1986	Greg Bartek	13
1987	Kevin Pearce	14
1988	Daren Kizziah	20
1989	Daren Kizziah	18
1990	Steve Marr	17
1991	Heath Haynes	17
1992	Steve Marr	16
1993	Matt Cook	13
1994	Greg Monelle	13
1995	C.J. Martin	22
1996	Stephen Stemle	16
1997	Stephen Stemle	11
1998	Josh Novotney	12
1999	Josh Novotney	17
2000	Ryan Hutchison	15
2001	Ryan Hutchison	17
2002	Ryan Bicondoa	16
2003	J.C. Faircloth	15
2004	Daniel Faulkner /Grady Hinchman	16
2005	Daniel Faulkner	17
2006	Liam Shanahan	17
2007	Matt Ridings	15
2008	Matt Ridings	15
2009	Matt Ridings	16
2010	Shane Cameron	15
2011	Justin Hageman/Tanner Perkins	15
2012	Tim Bado	14
2013	Andrew Edwards	14
2014	Justin Hageman /Jake Thompson	14
2015	Josh Bartley/Austin King	11
2016	Austin King/Ryan Thurston	14
2017	Paul Kirkpatrick/Ryan Thurston	14
2018	Ryan Thurston	14
2019	Troy Newell	13
2020	Sean Bergeron/Michael Darrell-Hicks/Aristotle Peter	4
2021	Sean Bergeron	14
2022	Devyn Terbrak	14
2023	Devyn Terbrak	15
2024	Jacob Bimbi	14

GENERAL

HILLTOPPERS

2024 REVIEW

HISTORY

OPPONENTS

## Innings Pitched

1963	Lewis Bush	31.0
1964	Brown Smith	45.0
1965	N/A	
1966	Stan Markham	33.0
1967	Stan Markham	62.0
1968	Stan Markham	41.0
1969	Stan Markham	47.1
1970	N/A	
1971	Phil Van Meter	61.1
1972	Mike Grubb	34.0
1973	Lewis Key	63.0
1974	Marty Matusiak	61.0
1975	N/A	
1976	N/A	
1977	Rick Baker	49.0
1978	Paul Orberson	78.0
1979	Mark Biven	74.0
1980	Mark Williams	77.0
1981	Kevin Benzing	62.1
1982	Cam Walker	66.0
1983	Jeff Peterek	73.1
1984	Mike Spearnock	68.2
1985	Larry Shikles	106.0
1986	David Lunsford	79.1
1987	Doug Piatt	104.2
1988	Daren Kizziah	105.0
1989	Darren Kizziah	104.1
1990	Ken Edenfield	118.3
1991	Heath Haynes	123.0
1992	Steve Marr	74.0
1993	Darin Bernhard	73.1
1994	Darin Bernhard	72.1
1995	Greg Monelle	61.2
1996	Stephen Stemle	92.2
1997	Stephen Stemle	88.0
1998	Josh Novotney	82.2
1999	Josh Novotney	121.1
2000	Ryan Hutchison	112.0
2001	Ryan Hutchison	122.1
2002	Ryan Bicondoa	123.2
2003	Andy Baldwin	102.0
2004	Daniel Faulkner	112.1
2005	Daniel Faulkner	106.0
2006	Liam Shanahan	104.1
2007	Matt Ridings	91.1
2008	Matt Ridings	97.1
2009	Matt Ridings	102.1
2010	Matt Ridings	92.2
2011	Justin Hageman	100.2
2012	Tim Bado	85.2
2013	Andrew Edwards	80.2
2014	Justin Hageman	95.2
2015	Josh Bartley	59.1
2016	Ryan Thurston	79.1
2017	Ryan Thurston	77.1
2018	Ryan Thurston	80.2
2019	Reece Calvert	59.1
2020	Sean Bergeron	24.1
2021	Sean Bergeron	79.1
2022	Devyn Terbrak	89.0
2023	Devyn Terbrak	76.2
2024	Jack Bennett	70.0

## Earned Run Average (Min. 30 IP)

1963	Lewis Bush/Bobby Sturgeon	3.53
1964	Mike Ringo	2.46
1965	N/A	
1966	Stan Markham	1.36
1967	Stan Markham	4.20
1968	Bruce Alexander	1.58
1969	Elliott Miles	1.74
1970	Leonard Mullins	0.87
1971	Mike Grubb	2.33
1972	Mike Grubb	2.67
1973	Bill Schekles	1.14
1974	Jeff Ralph	2.84
1975	Steve Carter	1.86
1976	N/A	
1977	Mark Biven	2.41
1978	Paul Orberson	2.19
1979	Mark Biven	1.95
1980	Gary Brown	0.59
1981	Phil Rine	0.85
1982	Kevin Benzing	1.67
1983	Eddie Jent	1.98
1984	Eddie Jent	2.43
1985	Mike Ballenger	3.19
1986	Mike Ballenger	3.74
1987	Jeff Meier	2.90
1988	Heath Haynes	2.96
1989	Scott Wambsganss	3.00
1990	Ken Edenfield	2.59
1991	Jeff Ledogar	2.63
1992	Lance Ellingson	2.48
1993	Andy Alepra	3.72
1994	Doug Smyly	3.59
1995	Matt Bowles	4.75
1996	Brian Smith	4.18
1997	Stephen Stemle	3.89
1998	Josh Novotney	3.89
1999	Jeff Vance	2.39
2000	Ryan Hutchison	3.21
2001	Ryan Hutchison	2.87
2002	Matt Wilhite	2.20
2003	Matt Wilhite	1.77
2004	Grady Hinchman	3.00
2005	Daniel Faulkner	6.28
2006	Liam Shanahan	5.35
2007	Bart Carter	4.13
2008	Matt Ridings	3.88
2009	Matt Hightower	4.01
2010	Matt Ridings	3.01
2011	Tanner Perkins	2.36
2012	Taylor Haydel	2.35
2013	Austin Clay	4.28
2014	Ryan Thurston	2.16
2015	Josh Bartley	4.85
2016	Sam Higgs	3.83
2017	Kevin Elder	4.07
2018	Ben Morrison	2.21
2019	Bailey Sutton	4.04
2020	N/A	
2021	Mason Vinyard	2.32
2022	Mason Vinyard	4.26
2023	Mason Burns	2.95
2024	Dawson Hall	1.69

**Strikeouts**

1963	Bobby Sturgeon	33
1964	Brown Smith	34
1965	N/A	
1966	Ronnie Howell	32
1967	Elliott Miles	50
1968	Stan Markham	32
1969	Stan Markham	54
1970	N/A	
1971	Phil Van Meter	44
1972	Greg Stahl	32
1973	Mike Grubb	50
1974	Marty Matusiak	69
1975	N/A	
1976	N/A	
1977	Jeff McKinley	58
1978	Paul Orberson	64
1979	Marty Mason	58
1980	Marty Mason	76
1981	Cam Walker	60
1982	Jim Hess	64
1983	Jeff Peterek	52
1984	Mike Spearnock	62
1985	Larry Shikles	82
1986	David Lunsford	76
1987	Doug Piatt	69
1988	Steve Bercier/Daren Kizziah	52
1989	Ken Edenfield	83
1990	Ken Edenfield	94
1991	Heath Haynes	111
1992	Steve Marr	54
1993	Darin Bernhard	53
1994	Doug Smyly	56
1995	Christian Blackburn	51
1996	Stephen Stemle	73
1997	Brain Smith	54
1998	Steve Stemle	78
1999	Josh Novotney	102
2000	Ryan Hutchison	67
2001	Bryan Houdek/Ryan Hutchison	101
2002	Ryan Bicondoa	150
2003	Andy Baldwin	66
2004	Grady Hinchman	114
2005	Daniel Faulkner	71
2006	Liam Shanahan	64
2007	Matt Ridings	73
2008	Matt Ridings	98
2009	Matt Ridings	93
2010	Matt Ridings	90
2011	Justin Hageman	85
2012	Tim Bado	76
2013	Andrew Edwards	75
2014	Justin Hageman	68
2015	John Harman	43
2016	Ryan Thurston	79
2017	Ryan Thurston	93
2018	Ryan Thurston	87
2019	Troy Newell	60
2020	Jake Kates	29
2021	Jake Kates	89
2022	Devyn Terbrak	79
2023	Mason Burns	66
2024	Jacob Bimbi	71

**Walks**

1963	Bobby Sturgeon	25
1964	Brown Smith	22
1965	N/A	
1966	Ronnie Howell	24
1967	Elliott Miles	38
1968	Elliott Miles	25
1969	Elliott Miles	21
1970	N/A	
1971	Phil Van Meter	25
1972	Mike Grubb	19
1973	Mike Grubb	32
1974	Marty Matusiak	47
1975	N/A	
1976	N/A	
1977	Jeff McKinley	40
1978	Jeff McKinley	44
1979	Marty Mason	40
1980	Larry Glasscock	45
1981	Doug Metz	37
1982	Dave Delello/Cam Walker	35
1983	Mike Spearnock	48
1984	Mike Spearnock	41
1985	Mike Spearnock	42
1986	C.L. Thomas	49
1987	Kevin Pearce	61
1988	Steve Bercier	58
1989	Daren Kizziah	47
1990	Steve Marr	45
1991	Heath Haynes	40
1992	Steve Marr	59
1993	Darin Bernhard	46
1994	Darin Bernhard	34
1995	Christian Blackburn	41
1996	Stephen Stemle	42
1997	Kevin Sadowski	42
1998	Brian Smith	37
1999	Brian Houdek	43
2000	Ryan Hutchison	39
2001	Ryan Hutchison	35
2002	Andy Baldwin	44
2003	Andy Baldwin	44
2004	Grady Hinchman	71
2005	J.C. Faircloth	23
2006	Liam Shanahan	19
2007	Liam Shanahan	24
2008	Rye Davis	15
2009	Matt Ridings	29
2010	Matt Ridings	17
2011	Phil Wetherell	19
2012	Taylor Haydel	12
2013	Austin Clay	18
2014	Justin Hageman	38
2015	Austin King	12
2016	Ryan Thurston	47
2017	Ryan Thurston	42
2018	Ryan Thurston	46
2019	Troy Newell	38
2020	Michael Darrell-Hicks	11
2021	Jake Kates	24
2022	Cooper Hellman	27
2023	Lane Diuguid	27
2024	Jacob Bimbi	25

GENERAL

HILLTOPPERS

2024 REVIEW

HISTORY

OPPONENTS

**Wins**

1963	Bobby Sturgeon	2
1964	Brown Smith	3
1965	N/A	
1966	Dero Downing/Stam Markham	2
1967	Stan Markham	4
1968	Don Durham/Sam Markham	3
1969	Stan Markham/Elliott Miles	4
1970	N/A	
1971	Phil Van Meter	5
1972	Mike Grubb/Jeff Ralph	3
1973	Greg Stahl	4
1974	Marty Matusiak	7
1975	Kim Kirby	4
1976	N/A	
1977	Terry Hackett	4
1978	Paul Orberon	8
1979	Mark Biven	7
1980	Mark Williams	8
1981	Doug Metz	8
1982	Cam Walker	8
1983	Mike Spearnock	6
1984	Eddie Jent/Keith Reinhart	4
1985	Larry Shikles	9
1986	David Lunsford	5
1987	Kevin Pearce	5
1988	Daren Kizziah	11
1989	Daren Kizziah	9
1990	Ken Edenfield	8
1991	Heath Haynes/Jeff Ledogar	10
1992	Lance Ellingson	6
1993	Dean Carpenter	5
1994	Doug Smyly	4
1995	C.J. Martin	4
1996	Josh Novotney	8
1997	Stephen Stemle	7
1998	Crad Jagers/Stephen Stemle	5
1999	Ryan Hutchison	10
2000	Ryan Hutchison	9
2001	Ryan Hutchison	9
2002	Ryan Bicondoa	11
2003	Matt Wilhite	8
2004	Daniel Faulkner	8
2005	Daniel Faulkner	6
2006	Garrett Stembridge	4
2007	Matt Ridings	7
2008	Matt Ridings	10
2009	Matt Ridings	8
2010	Matt Ridings	9
2011	Justin Hageman	8
2012	Tim Bado/Justin Hageman	4
2013	Andrew Edwards	6
2014	Justin Hageman	6
2015	Josh Bartley	6
2016	Josh Bartley/Kevin Elder	4
2017	Ryan Thurston	4
2018	Paul Kirkpatrick/Ryan Thurston	4
2019	Bailey Sutton	6
2020	S. Bergeron/M. Darrell-Hicks/J. Kates/D. Shoemake	2
2021	Mason Vinyard	6
2022	Devyn Terbrak	7
2023	Dawson Hall	7
2024	Jack Bennett	6

**Saves**

1977	Mark Biven/Mike Riggs	2
1978	Rick Gittens	5
1979	Rick Despau/Rick Gittens	3
1980	Gary Brown/Larry Glasscock/Pete Hiryak	1
1981	Tim Wright	3
1982	Kevin Benzing/Jim Hess/Doug Metz	3
1983	Eddie Jent/Jeff Peterek	2
1984	Mike Ballenger/Larry Shikles	2
1985	Eddie Jent	9
1986	Mike Ballenger/Mike Trapp	2
1987	Jeff Meier	7
1988	Otis Lewis	6
1989	Ken Edenfield	3
1990	Ken Edenfield	4
1991	Neil Corley	6
1992	Lance Ellingson	6
1993	Robb Taylor	5
1994	Matt Cook	4
1995	C.J. Martin/Brian Smith	2
1996	Brian Smith	4
1997	Chad Jagers	1
1998	Chad Jages	2
1999	Nathan Isenberg	7
2000	Matt Wilhite	5
2001	Mike Belch	4
2002	Matt Wilhite	7
2003	Matt Wilhite	11
2004	Michael Shope	4
2005	Stephen Muck	3
2006	Adam Balcom	3
2007	Steven Hupper	4
2008	Rye Davis	4
2009	Bart Carter	4
2010	Rye Davis	9
2011	Phil Wetherell	5
2012	Taylor Haydel	3
2013	Taylor Haydel	7
2014	Ian Tompkins	14
2015	Ben Morrison	6
2016	Jackson Sowell	8
2017	Jackson Sowell	4
2018	Ben Morrison	7
2019	Joe Filosa	4
2020	H. Crosby/J. Kates/D. Shoemake/B. Sutton	1
2021	Bailey Sutton	3
2022	Mason Vinyard	8
2023	CJ Weins	8
2024	Mason Burns	15



**ABCA ALL-AMERICAN**

Ralph Antone, C	1983
Rob Tomberlin, 3B	1985
Bill Weyers, 1B	1993
Ryan Bicondoa, P	2002
Matt Gunning, OF	2004
Wade Gaynor, 3B	2009
Matt Rice, C (Third Team)	2010
Matt Ridings, P (Third Team)	2010
Danny Hudzina, 3B (Third Team)	2016
Jake Sanford, OF (First Team)	2019

**BASEBALL AMERICA ALL-AMERICAN**

Chris Turner, 3B (Freshman)	1988
Lorenzo Ferguson, OF	1997
Wade Gaynor, 3B	2009
Jake Sanford, OF (Second Team)	2019

**COLLEGIATE BASEBALL ALL-AMERICAN**

J.C. Faircloth, P (Freshman)	2002
Antone Towns, OF (Freshman)	2002
Matt Gunning, OF	2004
Jake Sanford, OF (First Team)	2019

**COLLEGIATEBASEBALLINSIDER.COM A-A**

Matt Wilhite, P	2003
Matt Gunning, OF	2004

**D1BASEBALL.COM ALL-AMERICAN**

Jake Sanford, OF (First Team)	2019
-------------------------------	------

**LOUISVILLE SLUGGER ALL-AMERICAN**

Lorenzo Ferguson, OF	1997
Bart Carter, P (Freshman)	2007
Chad Cregar, OF (Preseason Second Team)	2009
Matt Ridings, P (Preseason Second Team)	2009
Matt Ridings, P (Third Team)	2010
Justin Hageman, P (Freshman)	2011

**MIZUNO ALL-AMERICAN**

Matt Idlett, OF (Freshman)	1996
Steve Stemle, P (Freshman)	1996

**PERFECT GAME/RAWLINGS ALL-AMERICAN**

Jake Sanford, OF (First Team)	2019
-------------------------------	------

**NCBWA ALL-AMERICAN**

Matt Wilhite, P	2003
Chad Cregar, OF (Second Team)	2008
Chad Cregar, OF (Preseason First Team)	2009
Jake Sanford, OF (First Team)	2019
Mason Burns, P (Third Team)	2024

**PING! BASEBALL ALL-AMERICAN**

Bart Carter, P	2007
Matt Ridings, P	2007

**CoSIDA ACADEMIC ALL-AMERICAN OF YEAR**

Matt Rice, C	2011
--------------	------

**CoSIDA ACADEMIC ALL-AMERICAN**

Jack Glasser, C	1973
Erick Rosa, C	1997
Matt Rice, C (Third Team)	2009
Matt Payton, 2B (First Team)	2010
Matt Ridings, P (First Team)	2010
Matt Rice, C (Second Team)	2010
Matt Rice, C (First Team)	2011
Ian Tompkins, P (Third Team)	2014
Kaleb Duckworth, OF (Third Team)	2016
Kaleb Duckworth, OF (Third Team)	2017
Ben Morrison, RP (Second Team)	2018

**SENIOR CLASS AWARD - FINALIST**

Matt Payton, 2B	2010
-----------------	------

**SENIOR CLASS AWARD - CANDIDATE**

Matt Payton, 2B	2010
Matt Rice, C	2011

**JOHNNY BENCH AWARD - SEMIFINALIST**

Jordan Newton, C	2006
Matt Rice, C	2010
Matt Rice, C	2011
Hunter Wood, C	2017

**DICK HOWSER TROPHY - SEMIFINALIST**

Jake Sanford, OF	2019
Mason Burns, RHP	2024

**CoSIDA ACADEMIC ALL-DISTRICT**

Rene Zarate, C	1981
Matt Ransdell, 2B/SS (Second Team)	2005
Matt Ransdell, 2B/SS (First Team)	2006
Matt Payton, 2B (Second Team)	2008
Chad Cregar, OF/DH (Second Team)	2009
Matt Payton, 2B (First Team)	2009
Matt Rice, C (First Team)	2009
Matt Rice, C (First Team)	2011
Jared Andreoli, OF (Second Team)	2011
Ian Tompkins, P (First Team)	2014
Kaleb Duckworth, OF (First Team)	2016
Kaleb Duckworth, OF (First Team)	2017
Ben Morrison, RP (First Team)	2018
Mason Burns, RP (National Ballot Selection)	2024
Cal Higgins, LP	2024
Camden Ross, C	2024

**ALL-MIDWEST REGION**

Jackson Gray, OF (Second Team)	2021
Mason Burns, RP (First Team)	2024

**ALL-SOUTH CENTRAL REGION**

Ralph Antone, DH	1981
Mike Williams, 1B	1981
Ralph Antone, C	1982
Ralph Antone, C	1983
Chris Turner, OF	1991
Bill Weyers, 1B	1993
James Davis, C	1994
C.J. Martin, OF	1996
Josh Patton, 3B	1997
Ryan Hutchison, P	2000
Ryan Bicondoa, P	2002
Matt Wilhite, P	2002
Matt Wilhite, P	2003
Matt Gunning, OF	2004
Jordan Newton, C	2005
Matt Ridings, P	2008
Chad Cregar, OF/DH	2009
Wade Gaynor, 3B	2009
Matt Hightower, OF/P	2009
Matt Rice, C	2009
Matt Rice, C	2010
Matt Ridings, P	2010
Rye Davis, P	2010
Matt Rice, C	2011
Ivan Hartle, 2B	2012
Ryan Huck, 1B	2013
Danny Hudzina, 3B	2016
Jacob Rhinesmith, OF	2018
Jake Sanford, OF	2019

**ALL-NCAA TOURNAMENT**

Ralph Antone, DH	1980
Larry Glasscock, P	1980
Donnie Thomas, OF	1980
Mike Williams, 1B	1980
Grady Hinchman, P	2004
Chad Cregar, OF/DH	2008
Chad Cregar, OF/DH	2009
Wade Gaynor, 3B	2009
Matt Rice, C	2009

GENERAL

HILITOPPERS

2024 REVIEW

HISTORY

OPPONENTS

## OHIO VALLEY CONFERENCE (1962-82)

### OVC COACH OF THE YEAR

Barry Schollenberger	1978
Joel Murrie	1980
Joel Murrie	1981

### OVC PLAYER OF THE YEAR

Jim Atkinson, OF	1978
Mike Murray, IF	1980
Mike Williams, IF	1981

### ALL-OVC

Lee Murray, OF	1962
Tom Eddleman, C	1963
Bobby Moore, OF	1963
James Bunnell, OF	1965
James Bunnell, OF	1966
John Vance, C	1967
George Lynch, C	1968
Harry Jones, OF	1968
Stan Markham, P	1969
John Vance, C	1969
Harry Jones, OF	1969
Don Durham, P	1970
Jay Hickman, 2B	1970
Jim Zweisler, OF	1970
Harry Jones, OF	1970
Jack Glasser, C	1973
Steve Tate, IF	1973
Neil Mills, 2B	1974
Mike Grubb, OF	1974
Terry Tedder, IF	1976
Harold Craft, IF	1976
G. Larimore, OF	1976
Terry Tedder, IF	1977
Frank Hughes, IF	1977
Paul Oberson, DH	1977
Paul Oberson, P	1978
Terry Tedder, IF	1978
Ron Rocco, IF	1978
Mike Murray, IF	1978
Jim Atkinson, OF	1978
Frank Hughes, OF	1978
Mark Biven, P	1979
Mark Williams, P	1980
Marty Mason, P	1980
Mike Murray, IF	1980
Mike Williams, IF	1980
Kenny Fox, IF	1980
Walt McTenny, OF	1980
Phil Rine, P	1981
Rene Zarate, C	1981
Paul Knuth, IF	1981
Ralph Antone, DH	1981
Donnie Thomas, OF	1981
Craig Martin, P	1982
Ralph Antone, C	1982
Kevin Birkofer, IF	1982
Donnie Thomas, OF	1982

## SUN BELT CONFERENCE (1983-2014)

### SBC COACH OF THE YEAR

Joel Murrie	1985
Joel Murrie	2002
Chris Finwood	2009

### SBC PLAYER OF THE YEAR

Chris Turner, OF	1991
Bill Weyers, 1B	1993
T.J. Freeman, 1B	1999
Matt Gunning, OF	2004

### SBC PITCHER OF THE YEAR

Ryan Bicondoa	2002
Matt Wilhite	2003
Matt Hightower	2009
Matt Ridings	2010

### SBC FRESHMAN OF THE YEAR

Matt Idlett, OF	1996
Bart Carter, P	2007
Justin Hageman, P	2011

### SBC NEWCOMER OF THE YEAR

Chad Cregar, OF/DH	2008
--------------------	------

### ALL-SBC

Ralph Antone, C	1983
Mike Spearnock, P	1983
John Clem, OF	1984
Mike Spearnock, P	1984
Mike Roy, 1B	1984
John Clem, OF	1985
Mike Roy, DH	1985
Larry Shikles, P	1985
Randy Stijek, SS	1985
Randy Tomberlin, 3B	1985

### ALL-SBC FIRST TEAM

Stan Cook, OF	1988
Mike Latham, C	1988
Gary Mueller, 1B/DH	1988
Chris Turner, 3B	1989
Brad Worley, SS	1990
Heath Haynes, P	1991
Jonathan Camilo, 1B	1990
Chris Turner, OF	1991
Paul Jackson, OF	1992
Andy McDonald, 3B	1992
Chris Phillips, 2B	1992
Bill Weyers, 1B	1993
James Davis, C	1994
Josh Patton, DH	1994
Carlos Akins, OF	1995
James Davis, C	1995
C.J. Martin, OF	1996
Josh Patton, 3B	1997
Erick Rosa, C	1997
T.J. Freeman, 1B	1998
Matt Idlett, 2B	1998
T.J. Freeman, 1B	1999
Chris Yeo, OF	1999
Josh Novotney, P	1999
Jeff Vance, P	1999
Ryan Hutchison, P	2000
Jeff Vance, UT	2000
Matt Fox, OF	2001
Ryan Cattell, C	2001
Brian Houdek, UT	2001

**ALL-SBC SECOND TEAM**

Scott Hibbert, C	1986
Stan Cook, OF	1987
Mike Latham, C	1987
Pete Davids, OF	1988
Daren Kizziah, P	1988
Chris Turner, OF	1988
Daren Kizziah, P	1989
Jeff Ledogar, P	1991
Andy McDonald, 3B	1991
Matt Idlett, OF	1996
Josh Patton, 3B	1996
Dan Grice, SS	1997
Cary Page, UT	2004
Matt Ransdell, UT	2005
Jordan Newton, C	2006
Bart Carter, P	2007
Matt Ridings, P	2008
Wade Gaynor, 3B	2008
Terrence Dayleg, SS	2009
Matt Ridings, P	2009
Matt Payton, 2B	2010
Tanner Perkins, P	2011
Jared Andreoli, OF	2011
Scott Wilcox, UT	2012
Ryan Church, 1B	2014
Anderson Miller, OF	2014

**ALL-SBC TOURNAMENT**

Grady Hinchman, P	2004
Tim Grogan, 3B	2004
Jordan Newton, C	2004
Chad Cregar, OF/DH	2008
Matt Ridings, P	2008
Wade Gaynor, 3B	2008
Jake Wells, 1B	2008
Bart Carter, P	2009
Chad Cregar, OF/DH	2009
Matt Hightower, OF/P	2009
Matt Rice, C	2011
Jared Andreoli, OF	2012

\*All Tournament Team awards began in 2004

**SBC TOURNAMENT MVP**

Rob Tomberlin, 3B	1985
Grady Hinchman, P	2004
Jake Wells, 1B	2008

**SBC PLAYERS OF THE WEEK**

John Clem, OF	March 24, 1985
Matt Logic, C	April 7, 1985
David Lunsford, P	May 4, 1986
Scott Hibbert, DH	May 3, 1987
Gary Mueller, IF	April 17, 1988
Chris Turner, IF	April 17, 1989
Doug Darnall, C	March 19, 1990
Chris Turner, 2B	March 11, 1991
Heath Haynes, P	May 13, 1991
Paul Jackson, OF	April 27, 1992
Barry Nesbitt, OF	April 12, 1993
James Davis, C/1B	May 2, 1994
Chad Chabala, OF	April 17, 1995
Shannon McKenzie, 1B	April 24, 1995
C.J. Martin, OF/DH	March 11, 1996
Matt Idlett, OF	May 12, 1996
Josh Patton, 1B/3B	March 10, 1997
Chris Yeo, OF	April 26, 1999
T.J. Freeman, 1B	May 3, 1999
Ryan Cattell, C	April 2, 2001
Tanner Townsend, 3B	April 15, 2002
Antone Towns, OF	March 14, 2005
Jordan Newton, C	March 21, 2006
Chad Cregar, OF/DH	April 7, 2008
Wade Gaynor, 3B	March 2, 2009
Chad Cregar, OF/DH	March 9, 2009
Matt Rice, C	March 22, 2010
Matt Payton, 2B	April 12, 2010
Jared Andreoli, OF	March 8, 2011
Logan Robbins, SS	March 21, 2011
Devin Kelly, C	April 23, 2012
Ryan Hutchison, OF	April 30, 2012
Ryan Huck, 1B	March 18, 2013
Ryan Huck, 1B	May 6, 2013
Ryan Huck, 1B	May 20, 2013
Scott Wilcox, 2B	Feb. 24, 2014
Anderson Miller, OF	April 7, 2014

**SBC PITCHERS OF THE WEEK**

Josh Novotney	April 29, 1996
Josh Novotney	April 13, 1998
Steve Stemle	April 20, 1998
Ryan Hutchison	April 17, 2000
Ryan Bicondoa	March 19, 2001
Ryan Bicondoa	April 8, 2002
Ryan Bicondoa	April 15, 2002
Matt Wilhite	Feb. 18, 2003
Andy Baldwin	March 4, 2003
Matt Wilhite	May 12, 2003
Matt Ridings	Feb. 13, 2007
Bart Carter	Feb. 27, 2007
Matt Ridings	May 21, 2007
Matt Ridings	April 7, 2008
Matt Ridings	Mar. 1, 2010
Matt Ridings	May 17, 2010
Justin Hageman	April 11, 2011
Taylor Haydel	April 2, 2012
Jake Thompson	March 10, 2014
Justin Hageman	March 24, 2014
Justin Hageman	April 28, 2014

GENERAL

HILITOPPERS

2024 REVIEW

HISTORY

OPPONENTS

## CONFERENCE USA (2015-PRESENT)

### CUSA TRIPLE CROWN WINNER

Jake Sanford, OF 2019

### CUSA MALE ATHLETE OF THE YEAR

Jake Sanford, OF 2019

### CUSA PLAYER OF THE YEAR

Jake Sanford, OF 2019

### CUSA NEWCOMER OF THE YEAR

Jake Sanford, OF 2019

### ALL-CUSA PRESEASON TEAM

Ryan Church, INF	2015
Danny Hudzina, INF	2016
Richard Constantine, DH/UT	2020
Davis Sims, DH/UT	2021
Trisin Garcia, INF	2023
Dawson Hall, RHP	2024
Lane Diuguid, LHP	2024
Mason Burns, RHP	2024

### ALL-CUSA FIRST TEAM

Anderson Miller, OF	2015
Kaleb Duckworth, OF	2016
Danny Hudzina, INF	2016
Jacob Rhinesmith, OF	2018
Jake Sanford, OF	2019

### ALL-CUSA SECOND TEAM

Danny Hudzina, INF	2015
Steven Kraft, INF	2018
Ben Morrison, RHP	2018
Jackson Gray, OF	2021
Dawson Hall, RHP	2023
Dawson Hall, RHP	2024

### ALL-CUSA FRESHMAN TEAM

Luke Brown, OF	2018
Jackson Swiney, OF	2019
Ty Batusich, INF	2022
Lukas Farris, INF	2023
Dawson Hall, RHP	2023
Drew Whalen, RHP	2024

### ALL-CUSA TOURNAMENT TEAM

Ethan Lizama, OF 2024

## CUSA HITTERS OF THE WEEK

Anderson Miller	March 2, 2015
Anderson Miller	April 20, 2015
Thomas Peter	Feb. 29, 2016
Steven Kraft	April 29, 2016
Dillon Nelson	Feb. 26, 2018
Jacob Rhinesmith	March 12, 2018
Jake Sanford	March 25, 2019
Jake Sanford	April 1, 2019
Ray Zuberer III	March 15, 2021
Jackson Gray	April 12, 2021
Justin Carlin	May 3, 2021
Ty Batusich	March 7, 2022
Matthew Meyer	May 9, 2022
Tristin Garcia	April 17, 2023
Ty Crittenberger	May 1, 2023
Blake Cavill	Feb. 26, 2024
Brady Browning	March 11, 2024

## CUSA PITCHERS OF THE WEEK

Ryan Thurston	May 2, 2016
Sean Bergeron	March 9, 2020
Devyn Terbrak	March 13, 2023
Jack Bennett	April 8, 2024
Lucas Litteral	May 20, 2024

## WKU DRAFTEES

<b>1927</b>	<b>(Round Drafted)</b>
Jim Weaver	Washington Senators (N/A)
<b>1943</b>	<b>(Round Drafted)</b>
Hugh Poland	New York Giants (N/A)
<b>1950</b>	<b>(Round Drafted)</b>
Jim Pickens	Detroit Tigers (N/A)
Jack Littrell	Philadelphia Phillies (N/A)
<b>1954</b>	<b>(Round Drafted)</b>
Dan King	Pittsburgh Pirates (N/A)
<b>1957</b>	<b>(Round Drafted)</b>
Bob Daniels	Pittsburgh Pirates (N/A)
<b>1969</b>	<b>(Round Drafted)</b>
Stan Markham	Cincinnati Reds (N/A)
<b>1970</b>	<b>(Round Drafted)</b>
Don Durham^	St. Louis Cardinals (7th)
Johnny Vance	Pittsburgh Pirates (*3rd)
*January Draft - Secondary Phase	
<b>1978</b>	<b>(Round Drafted)</b>
Jim Atkinson	Montreal Expos (13th)
<b>1980</b>	<b>(Round Drafted)</b>
Larry Glasscock	Montreal Expos (20th)
Mike Murray	Cincinnati Reds (22nd)
Marty Mason	St. Louis Cardinals (N/A)
Rick Despau	New York Yankees (N/A)
Leonard Phillips	Montreal Expos (N/A)
Mark Williams	Montreal Expos (N/A)
<b>1981</b>	<b>(Round Drafted)</b>
Mike Williams	Detroit Tigers (15th)
Cris Joslin	Texas Rangers (24th)
<b>1982</b>	<b>(Round Drafted)</b>
Greg Raymer	San Diego Padres (5th)
Jim Hess	Montreal Expos (16th)
Kevin Benzing	Cleveland Indians (N/A)
Kevin Birkofer	Montreal Expos (N/A)
Cam Walker	San Diego Padres (N/A)
<b>1983</b>	<b>(Round Drafted)</b>
Ralph Antone	Montreal Expos (18th)
Jeff Peterek	Milwaukee Brewers (N/A)
<b>1984</b>	<b>(Round Drafted)</b>
Mike McClear	Chicago White Sox (11th)
<b>1985</b>	<b>(Round Drafted)</b>
Rob Tomberlin	Kansas City Royals (7th)
Darryl Hughes	New York Yankees (10th)
John Clem	Seattle Mariners (11th)
Mike Roy	Minnesota Twins (N/A)
Mike Spearnock	California Angels (N/A)

<b>1986</b>	<b>(Round Drafted)</b>
Randy Strijek	Baltimore Orioles (17th)
Mike Trapp	New York Yankees (18th)
Larry Shikles	Boston Red Sox (N/A)
<b>1987</b>	<b>(Round Drafted)</b>
Rafael Compos	Texas Rangers (N/A)
<b>1988</b>	<b>(Round Drafted)</b>
Gerald Ingram	Kansas City Royals (28th)
C.L. Thomas	Cincinnati Reds (31st)
Jeff Meier	Atlanta Braves (FA)
Doug Piatt^	Kansas City Royals (FA)
Stan Cook	Independent (FA)
<b>1989</b>	<b>(Round Drafted)</b>
Paul Jackson	Cincinnati Reds (4th)
Daren Kizziah	Toronto Blue Jays (37th)
<b>1990</b>	<b>(Round Drafted)</b>
Ken Edenfield^	California Angels (21st)
Efrain Barriero	Houston Astros (FA)
<b>1991</b>	<b>(Round Drafted)</b>
Chris Turner^	California Angels (7th)
Steve Marr	Toronto Blue Jays (40th)
Heath Haynes^	Montreal (FA)
Jeff Ledogar	Independent (N/A)
<b>1992</b>	<b>(Round Drafted)</b>
Chris Petrocella	Milwaukee Brewers (37th)
Andy McDonald	Chicago White Sox (FA)
<b>1993</b>	<b>(Round Drafted)</b>
Chris Phillips	Minnesota Twins (52nd)
<b>1994</b>	<b>(Round Drafted)</b>
Matt Cook	Independent (FA)
Mark Pfannenstiel	Independent (FA)
Greg Slone	Independent (FA)
Doug Smyly	Independent (FA)
Bill Weyers	Independent (FA)
<b>1995</b>	<b>(Round Drafted)</b>
Carlos Akins	Baltimore Orioles (12th)
James Davis	Cincinnati Reds (20th)
Matt Bowles	Milwaukee Brewers (FA)
<b>1996</b>	<b>(Round Drafted)</b>
Christian Blackburn	Independent (FA)
C.J. Martin	Independent (FA)
<b>1997</b>	<b>(Round Drafted)</b>
Erick Rosa	Cleveland Indians (21st)
Dan Grice	Chicago Cubs (FA)
Scott Flynn	Independent (FA)
<b>1998</b>	<b>(Round Drafted)</b>
Steve Stemle^	St. Louis Cardinals (5th)
Josh Patton	Independent (FA)
<b>1999</b>	<b>(Round Drafted)</b>
T.J. Freeman	Arizona Diamondbacks (FA)

GENERAL

HILLTOPPERS

2024 REVIEW

HISTORY

OPPONENTS



**2000 (Round Drafted)**

Jeff Lincoln Minnesota Twins (15th)

**2001 (Round Drafted)**

Ryan Hutchison Philadelphia Phillies (17th)  
 John Bartsch Baltimore Orioles (FA)  
 Brian Houdek Independent (FA)

**2002 (Round Drafted)**

Ryan Bicondoa New York Yankees (FA)  
 Tanner Townsend San Diego Padres (FA)

**2003 (Round Drafted)**

Andy Baldwin Detroit Tigers (15th)  
 Travis Brown Baltimore Orioles (27th)  
 Matt Wilhite Anaheim Angels (FA)

**2004 (Round Drafted)**

Matt Gunning Independent (FA)

**2005 (Round Drafted)**

Tim Grogan New York Mets (19th)  
 Grady Hinchman New York Mets (FA)

**2006 (Round Drafted)**

Jordan Newton Detroit Tiger (6th)  
 Corteze Armstrong Cleveland Indians (FA)

**2007 (Round Drafted)**

Liam Shanahan Philadelphia Phillies (FA)

**2008 (Round Drafted)**

Colby Beach Kansas City Royals (FA)

**2009 (Round Drafted)**

Wade Gaynor Detroit Tigers (3rd)  
 J.B. Paxson Los Angeles Dodgers (13th)  
 Chad Cregar Florida Marlins (15th)  
 Terrence Dayleg Florida Marlins (22nd)  
 Evan Teague Toronto Blue Jays (35th)  
 Ben Paxton Houston Astros (FA)

**2010 (Round Drafted)**

Matt Payton Philadelphia Phillies (27th)  
 Bart Carter Minnesota Twins (39th)  
 Matt Ridings Kansas City Royals (41st)

**2011 (Round Drafted)**

Kes Carter\*\* Tampa Bay Rays (1st)  
 Phil Wetherell New York Yankees (8th)  
 Matt Rice Tampa Bay Rays (9th)  
 Logan Robbins Atlanta Braves (10th)  
 Chris Bullard Atlanta Braves (34th)  
 Brian Edelen Kansas City Royals (FA)  
 Rye Davis Philadelphia Phillies (FA)

**2013 (Round Drafted)**

Andrew Edwards Kansas City Royals (19th)  
 Ryan Huck Oakland Athletics (27th)

**2014 (Round Drafted)**

Ian Tompkins Kansas City Royals (14th)

**2015 (Round Drafted)**

Anderson Miller Kansas City Royals (3rd)  
 Philip Diedrick Washington Nationals (29th)

**2016 (Round Drafted)**

Danny Hudzina St. Louis Cardinals (10th)

**2018 (Round Drafted)**

Ben Morrison Los Angeles Angels (10th)  
**Jacob Rhinesmith Washington Nationals (18th)**  
 Ryan Thurston Toronto Blue Jays (FA)  
 Steven Kraft Pittsburgh Pirates (FA)

**2019 (Round Drafted)****Jake Sanford New York Yankees (3rd)****2023 (Round Drafted)**

**CJ Weins Boston Red Sox (6th)**  
**Cam Tullar Los Angeles Angels (FA)**

**2024 (Round Drafted)**

**Jacob Bimbi Pittsburgh Pirates (11th)**  
**Mason Burns St. Louis Cardinals (14th)**  
**Grant Burleson Houston Astros (18th)**

\*\* Highest selection in WKU history (56th overall)

^ Reached the Major Leagues

**BOLD = Active Pros**

FA - Signed as free agent

N/A - Not available


## #14 JACK GLASSER

Dr. Jack Glasser became the first player in WKU Baseball history to have his jersey retired when he was honored on April 19, 2011 prior to the Hilltoppers' victory over Kentucky. Glasser's No. 14 jersey is displayed on the right field wall at Nick Denes Field below the scoreboard.

Glasser (1969-73) was a three-time All-Ohio Valley Conference catcher and started all four of his years on The Hill. He finished his stellar career with a .326 career batting average and hit .364 with 17 RBI as a senior.

Glasser was WKU Baseball's first All-American, earning First Team CoSIDA Academic All-American honors in 1973. He was also the university's first Athlete of the Year honoree in 1973 and graduated Cum Laude from the WKU pre-med program as a biology major.

Glasser, who still lives in the area and is a retired highly regarded local physician, was inducted into the WKU Athletic Hall of Fame in 1999. He has continued to be a supporter of WKU Athletics over the years, formerly serving as president of the Alumni W-Club and assisting in baseball broadcasts each spring.



## #36 JOEL MURRIE

Joel Murrie's 815 wins over the course of 26 seasons as WKU's head coach still stand as the most victories of any WKU coach in any single sport. The legendary skipper wore No. 36 from 1980-2005 and had his number retired on March 8, 2015, prior to the Hilltoppers' series finale against Ohio State.

As the head coach of the Hilltoppers, Murrie guided the program to three-straight Ohio Valley Conference titles (1980-82), two Sun Belt Conference championships (1985, 1988), a pair of NCAA Regional appearances (1980, 2004) and was a four-time conference coach of the year (1980-81, 1985, 2002).

During his 26-year tenure WKU won 40 or more games four times, including a program best 47-13-1 mark in 1980 where the Tops advanced to their first NCAA Regional in school history. WKU defeated Vanderbilt and New Orleans before being ousted by host Florida State in the Regional Championship. Murrie returned WKU to NCAA Regional play after winning the 2004 SBC Tournament and the Tops blanked No. 1 seed host Ole Miss 1-0 before being eliminated later in the regional.

Murrie, a 2012 WKU Athletic Hall of Fame inductee, developed six major leaguers, including 2000 World Series champion Chris Turner (Yankees), and 80 players that were signed or drafted professionally.



GENERAL

HILLTOPPERS

2024 REVIEW

HISTORY

OPPONENTS

## A

Evan Acosta	2016-18
Beau Adams	1992
Chas Adams	2018
Lucian Adams	1938
Price Adams	2020
Trevor Adams	2022
Chad Adcock	2006-08
Carlos Akins	1995
Andy Alepra	1992-95
Brandon Allen	2014-15
Bruce Alexander	1968
J.P. Alexander	1932-33
Keith Alexander	1997
Rick Alfonso	1979
Ken Allen	1988
Phil Allen	1971-74
John Ambrose	2006-07
Jared Andreoli	2009-12
Ralph Antone	1980-83
Ronnie Arendez^	1960
Cortez Armstrong	2005-06
Ryan Arnett	2002
Cecil Ashcraft	N/A
Jim Atkinson	1976-78
Mike Atwell	1978

## B

Bob Bacik	1950
Rod Bagby	1956-58
John Bair	1987
Jeff Baker	1975-76
John Baker	1947-49
Mario Baker	1990-91
Ricky Baker	1977-79
Robert Baker	1960-62
Adam Balcom	2006, 08
Ancil Baldwin	2001-03
Hubert Ball	1938-39
Mike Ballenger	1984-86
Todd Ballenger	1989
<b>Joey Baran</b>	<b>2024-pres</b>
Sam Barlow	1939
Todd Barnard	1989
Dewey Barnes	1921-23
Bob Barnett	1963-65
Efrain Barreiro	1987-89
Kenny Barrett	1956-57
Greg Bartek	1983-86
Josh Bartley	2013-16
John Bartsch	2000-01
Bailey Basham	1935
C.B. Basham	1936-38
Floyd Bates	1921-23
Bill Bathurst	1968-69
Thomas Battle	1950
Ty Batusich	2022-23
Harold Baugh	1947
Lenorice Baugh	N/A
Colby Beach	2007-08
Monie Beard	1950-53
Kevin Bearden	2002-03
Rick Becker	1979
Michael Belch	2000-01
William Bell	1947
<b>Jack Bennett</b>	<b>2023-pres</b>

Jonathan Bennett	2003-04
Steve Bercier	1988
Sean Bergeron	2020-22
Barrett Bernard	1968-71
Darin Bernhard	1993
Rod Berry	1972
George Bibich	1937-38
John Bickel	1948-50
Ryan Biconodoo	2001-02
Jacob Bimbi	2024
Kevin Birkofer	1981-82
Mark Biven	1977-79
Christian Blackburn	1995-96
Jim Blackwell	1955
Thomas Blewett	1948
Asher Blewette	1929
Curtis Bliss	1999-00
Brett Blomquist	2022-23
Rick Boeckmann	1995
Orville Bolton	1941
Billy Boone	N/A
Dan Boone	N/A
Matt Borgschulte	2010-11
Cory Bosecker	2024
Dane Bourque	2001
Logan Bowen	2022
Allen Bowles	1995
Mark Bowling	1995-96
Conner Boyd	2017-18
Riley Boyd	2020-21
Rich Bracke	1987
Matt Bracken	2008, 11
Estill "Eck" Branham	1937-38
Zayd Brannigan	2024
Marty Braun	1970
William Bray	1960-61
Frank Brent	1964
Ralph Brewer	1964
Brandon Brian	2010
Robert Bristow, Jr.	1974-77
Andrew Brockwell	2022
Carroll Broderick	1932
Gary Broenneke	1965-67
George Brooks	1975
Ron Brosnan	1970-71
Luke Brown	2018
Travis Brown	2002-03
Wilfred Brown	1990-91
Brady Browning	2024
Dan Browning	N/A
Casey Bruce	2005
Pat Bruce	1976
Caleb Bruner	2016-17
Nick Brunson	2018-19
Garrett Brunstetter	2023
Dick Bryant	1930-32
Richard Bryant	1947
James Thomas Buck	1978
Bob Bugel	1965-67
Chris Bullard	2010-11
Tyler Bumgarner	2007
Joey Bunch	1974
Jim Bunnell	1965-68
Tony Burkeen	1971
Grant Burleson	2024
Mason Burns	2023-24

Robert Burr	1994
Tommy Burrough	1990-91
Jim Burt	1962
John Burt	1962
Eli Burwash	2024
Lewis Bush	1963-64
Colin Butkiewicz	2018
Danny Butler	1966-69

**C**

Reece Calvert	2018-19
Jessie Cameron	2010
Jonathan Camillo	1989-90
Troy Campbell	1994-95
Rafael Campos	1987
Billy Cann	1976
Justin Carlin	2020-22
Freddie Carlisle	1978-79
Dean Carpenter	1992-93
Ronnie Carroll	1962
Zac Carroll	2024
Bart Carter	2007-10
Dave Carter	1974-75
Kes Carter	2009-11
Steve Carter	1974-75
Carmen Cartwright	N/A
Mike Cash	1988-89
Ryan Cattell	2001-02
Larry Cave	1976-77
Blake Cavill	2024
William Cecil	1999-02
Jordan Cessna	2011-13
Thomas Cessna	2019
Chad Chabala	1995-96
Jackie Chaffin	1964
Frank Chambers	1968-69
Tullas Chambers	1926
Morrie Chappell	1933,35
Carl Chelf	1957-58
Kelby Chowning	2013
Ryan Church	2014-15
Jeff Ciocco	2017-19
Duel Claiborne	1949, 51
C.T. Clark	N/A
Marvin Clark	1965
Robert Clark	1969-70
Robbie Clark	1991
Stan Clark	1987
Leiff Clarkson	2014-17
Austin Clay	2011-14
Tim Cleland	2000-01
John Clem	1984-85
Kevin Clutter	1997-00
Mike Cobb	1961-62
Mike Coberly	1968-70
Harold Coe	1954-55
Beau Coffman	2023
Wesley Coffman	1951
Jeremy Coleman	2008
Junior Coleman	2020-21
Cody Coll	2014-17
Scotty Colt	2006-07
Claude Combs	1941
Donald Compton	1988
Chris Conley	2003
Richard Constantine	2018-21
Dave Conter	1972

Chas Conyers	1949
Leon Cook	1925
Matt Cook	1993
Randy Cook	1988-89
Stan Cook	1987-88
Richard Coop	1961-62
Ben Cooper	2005-06
Cody Cooper	2017
H.T. Cooper	1937-38
Neil Corley	1990-91
Hazel Cosby	1926-29
Jim Cox	1976
Blake Crabtree	2010-13
Harold Craft	1975-76
Jason Crandall	1990-91
Eric Crawford	2019
Chad Cregar	2008-09
Jeff Crisorio	1995
Ty Crittenberger	2021-23
Lindsey Croan	1952
Hunter Crosby	2019-22
Billy Cross	1964
Richard Crouch	1940
Rupert Cummings	1920s
Charles Cundiff	1961
Steve Cunningham	1964-65
Colie Currie	2017-18
David Curtis	1970-71

**D**

John Daly	1965-67
Bob Daniels	1954-57
Lance Daniels	1989-91
Doug Darnell	1989-90
Michael Darrell-Hicks	2017-21
Pete Davids	1988
James Davis	1992-95
Rye Davis	2008,10-11
Terry Davis	1969-70
James Dawson	1965
Billy Day	1940
Terrence Dayleg	2007-09
Dee Deener	1974-75
Andrew Delaney	2021-23
Neil DeLorenzo	1961-63
Bill Delph	N/A
Wayne Denton	1978-79
Ronald DePompeo	1958-59
Rick Despau	1979
E.A. Diddle, Jr.	1948-51
Philip Diedrick	2014-15
Brian Dillard	1989-91
Steven DiPuglia	2016-17
Lane Diuguid	2020-24
Monk Dodd	1941-42,46
Brian Doering	2011
Matthew Dompree^	2012-13
Larry Donninger	1975
Bob Dotson	1963
Larry Doughty	1958-60
Clyde Downing	1936
Dero Downing	1966-68
Ty Downing	2014, 16
Robert Driver	1960-64
Michael Dubick	1939-41
Bill Duby	2022
Kaleb Duckworth	2015-17

GENERAL

HILTOPPERS

2024 REVIEW

HISTORY

OPPONENTS

Zach Dueñas	2024
Zack Duncan	2006
Don Durham	1968-70
Greg Durr	2004-05
Adam Duvall	2007
Glenn Duvall	N/A
Casey Dykes	2009-12

## E

Dan Easley	1959
Brian Edelen	2010-11
Ray Edens	1940
Tom Eddleman	1961-63
Ken Edenfield	1989-90
Andrew Edwards	2013
John Eglich	1993
Cole Eigenhuis	2023
Aidan Elias	2018-20
Kevin Elder	2015-17
Lance Ellingson	1991-92
Robert Elliott	1971
Robert L. Elliott	1967-69
Leslie Ellis	1920's
Tom Ellis	1926-29
Robert Ellsworth	1939
Leroy "Brother" Elrod	1920
Turner Elrod	1928-29
Brandon Embry	2006
Bill Embry	1972-73
Jerry Emmons	1971
Don Enright	1988-89
Jerry Eubanks	1972
Carl Evans	N/A
Hunter Evans	2019-22

## F

J.C. Faircloth	2002-06
Tony Fagnoli	1955-58
Lukas Farris	2023
Daniel Faulkner	2004-05
Wyatt Featherston	2017
Jimmy Feix	1973-75
Larry Fentress	1968-69
Lorenzo Ferguson	1997-00
Ryan Ferrell	1997-98
AJ Fiechter	2022-23
Daniel Fielding	1949
Joe Filosa	2019
Paul Finneseth	1961
Bill Fisher	1965
Jason Fithian	1990-91
Scott Fitzpatrick	1989-90
Regan Flaherty	2013-14
Tony Fleming	1989
Scott Flynn	1996-97
Mark Ford	1991-92
Rey Ford	1974-75
Howard Fordon	1961
Billy Foster	1952-53
Frank Fowler	1954
Ryan Fowler	2024
Kenny Fox	1979-80
Matt Fox	1998-01
Arnold Franklin	1964
Eligah Frazier	1924-26
Ryan Frazier	1994-95
Troy Frazier	2007

T.J. Freeman	1996-99
Larry French	1952-53
Jerry Frockt^	1965
Tom Fry	1957-58
Ronald Fulkerson	1969

## G

Chris Gage	1988-89
Juan Galan	1985-88
Cristian Garcia	2024
Tristin Garcia	2022-23
Woody Gardner	1948
Buford Garner	1934-35
Garland Garrison	1935-38
Wade Gaynor	2007-09
Doug Gilliland	2010
Aidan Gilroy	2022-23
Rick Gittens	1978-79
J.P. Glasgow	1920's
Gaston Glasscock^	2013-14
Larry Glasscock	1979
Tate Glasscock	2013-15
Jack Glasser	1971-73
Harry "Pap" Glenn	1924-26
James Gover	1937-38
Rick Goff	1972
Jacob Gothrup	2023
Malcom Grady	2018
Jackson Gray	2021-22
Jacob Green	2018-19
Mike Green	1977-79
Robert Green	1959-60
William "Jelly" Green	1970
Richard Greenwell	1990
Dan Grice	1996-97
Kenny Griffin	2004-05
John Gritsonis	1940
Tim Grogan	2003-05
Mike Grubb	1971-74
Larry Gumm	1958-59
Jim Gunnell	1954
Matt Gunning	2003-04
Brandon Gupton	2003

## H

Terry Hackett	1975-78
Justin Hageman	2011-14
Jim Hale	1952-53
<b>Dawson Hall</b>	<b>2023-pres</b>
<b>Austin Haller</b>	<b>2024-pres</b>
Casey Hamilton	2005-07
Eric Hammer	2000
High Hammers	N/A
Ross Hammonds	2009-12
Alan Hapney	1967-69
Woody Hardcastle^	1960
Harry Hardin	1934
Clint Hardy	2014
John Harman	2015-16
Ivan Hartle	2011-12
Cody Hartness	2018-20
Keith Hargis	1989-90
Taylor Haydel	2010-13
Heath Haynes	1988-91
Charles Hays	1995
James Holland Harvey	N/A
Joe Hathcock	1978-79



David Wesley Hawes	1978
<b>Kyle Hayes</b>	<b>2024-pres</b>
James Haynes	1948
Jess Haynes	N/A
Charlie Hays	1947-48
Alex Head	1940
<b>Cole Heath</b>	<b>2021-pres</b>
Wells Heath, Jr.	1938-39
Aaron Hedges^	2008
Roy Heinz	1940
Lawrence Helm	1969
Cooper Hellman	2022
Tommy Hendrix	1937
George Henry	1954-55
Ryan Hepworth	1992-93
Justin Herrguth	2000
Scott Hibbert	1987
Bernard "Peck" Hickman	1934
Jay Hickman	1969-71
Sam Higgs	2014-16
<b>Cal Higgins</b>	<b>2023-pres</b>
Matt Hightower	2007-09
Ben Hildreth	2007
Joe Mac Hill	1966-68
Grady Hinchman	2002-05
Hollis Hinton	1954-57
Pete Hiryak	1978
Marinus Hobeke	1941
Steve Hodgins	2012-13
James Hoff	1970
Mark Hoffard	1958
Richard Hoffman	1975-76
Virgil Hoffman	1952-55
Turner Hogan	1946-48
Ty Hogan	2014-17
Fletcher Holeman	1930
Brandon Holloway	2005
Collin Hopkins	2019
Curtis Hopkins	1976
Clarence Horn	N/A
Johnny Horton	1963-65
Bill Houchin	1946-48
Earl Houchin	1941-42,46
Brian Houdek	1998-01
Ronald House	1977
Joe Howard	2020
Ronnie Howell	1966
Terry Howell	1966-67
Jim Howes	1970
Ernest Howton	1921-24
Euel Howton	1921-24
Ryan Huck	2010-13
Danny Hudzina	2015-16
Eric Hughes	1989-90
Frank Hughes	1977-78
Kenneth Hughes	2002-03
Seth Hummer^	2012-14
Brian Hunt	1979
Raymond Hunt	1959-62
Steven Hupper	2007
Cliff Hurst	1959-60
Michael Hurst	1974
Ryan Hutchison	1998-01
Ryan Hutchsion	2011-12
David Hynes	1994

<b>I</b>	
Matt Idlett	1996-99
Gerald Ingram	1985-88
Ed Isaacs	1938
Nathan Isenberg	1997-99
Grayson Ivey	2017

<b>J</b>	
J.P. Jackson	2010-11
Paul Jackson	1990-93
Jim Jacobs	1972
Crad Jagers	1997-98
Ryan Jamison	2006
Zach Janes	2015-16
Denny Jenkins	1960-63
Harry Jenkins	1936
Pat Jenkins	1961
Bryce Jenny	2008
Eddie Jent	1983-85
Kevin Jernigan	1989
Matt Johns	2000
Brayden Johnson	2023
James Johnson	2000-01
Lamar Johnson	1996
Mark Johnson	1971
Ricky Johnson	1974-76
Tanner Johnson	2020
Tim Johnson	1998-01
Matt Johnston	2003-04
James Jonakin	1936-38
Bill Jones	1953-54
David Jones^	2008,10
Evan Jones	2023
Fred Jones	1969-72
Harry Jones	1968-70

<b>K</b>	
Micah Kaczor	2016
Ray Kaldenbach	1955
Scott Kaskie	2007-08
Jake Kates	2020-22
John Keck	1989-90
Steve Keck	1973-76
Trevor Keesling	2002-03
Timothy Kellum	1977-78
Devin Kelly	2012-13
David Keltner	2010
David Kendall	1976-79
Mike Kenney	1961
Monte Ketchum	2010
Lewis Key	1973
Eagle "Buddy" Keys	1946-48
William Kiessling	1974-75
Ual Killebrew	1920
Austin King	2015-16
Dan King	1951-54
Jace Kirby	2024
Kent Kirby	1975
Kim Kirby	1975-76
William Kirk	1946
Wilson Kirk	1946-48
Paul Kirkpatrick	2017-18
John Kitley	2003, 05
Darren Kizziah	1988-89
Dirk Knight	1974
Horace Knight	1937

GENERAL

HILITOPPERS

2024 REVIEW

HISTORY

OPPONENTS

Paul Knuth	1981-82
Kenny Konopacki	1995
Brett Korth	2004
Randy Kotchman	1988
Steven Kraft	2015-18
Garrie Krueger	2008,10
Alec Kubik	2020
Terry Kuzma	1976-77

## L

Gayle Lake	1933-35
Jack Lambert	2019-20
Kevin Lambert	2017-21
Ryan Landrum	2004
John Lane	1956-57
Kenny LaPierre	2019
Gary Larimore	1974-77
Chase Larsen	2018
Mike Latham	1987-88
Wallace Latimer	1966
Adam Lavelle	2012-13
Brian Lawrence	1992-93
Justin Lawrence	1999
Neil Lawson	1967-70
Jeff Ledogar	1988-91
John Leonard	1972-74
Ricardo Leonett	2021-23
<b>Luke Leverton</b>	<b>2024-pres</b>
Otis Lewis	1988-89
Kirk Liebert	2023
Jeff Lincoln	2000
Romer Lindsey	1926
Jesse Link	1941
Ronnie Link	1965
Thomas Link	1938
<b>Lucas Litteral</b>	<b>2024-pres</b>
<b>Ethan Lizama</b>	<b>2024-pres</b>
Vanous Lloyd	1966-69
Collin Lollar	2019-21
Steve Long	1972-73
Devon Loomis	2017-18
Clint Lowenstine	1990-91
Trevor Lowe	2013-15
David Lower	2000-03
Ryan Lockett	2020-22
Brian Luebherth	1994-95
<b>Zach Lyles</b>	<b>2024-pres</b>
George Lynch	1966-69
Tom Lynch	1965

## M

Brodie MacKay	2022
Johnny Magda	1939-40
Phillip Magan	1963-64
Leo Magers	1949-52
Grant Mallot	2015-16
Walter Mantooth	1976
Elias Mantzanis	2004-05
Clay Marcum	1938
John Markham	1990-92
Stan Markham	1966-69
<b>Caleb Marmo</b>	<b>2024-pres</b>
Steve Marr	1989-92
John Marrs	1948-49
C.J. Martin	1995-96
Craig Martin	1980-82
Dillard "Dick" Martin	1930-32

Michael Martin	2018
Tony Martinez	1977
Marty Mason	1979-80
Martin Matusciak	1974
Stephen Matzura	1996
Aaron Mayfield	2010
Brian McAuliffe	2022
George McCombs	1931
Victor McCombs	N/A
Donald McCubbin	1958-59
Andy McDonald	1991-92
Sam McElreath	2018-20
Doyle McGuffy	1947-49
Bobby McGuire	1951
Don McGuire	1952
Connor McHugh	2015-16
Shannon McKenzie	1995-96
Jeff McKinley	1976-79
Hardin McLane^	1953-56
Walt McThenny	1979
Chad Meade	1996
Chad Meadows	1994-95
Jeff Meier	1987-88
Sam Melchior	2014
Alex Mercer	2013-14
Wilmer Meredith	1926-27
Paul Merrill	1971-72
Dalton Mesaris	2020-23
Ryan Messer	2012-15
Nathan Methvin	2017
Erik Metzger	1995
Jay Meyer	1999-00
Matthew Meyer	2020-23
Pat Mezzanorotte	1950
Elliott Miles	1967-69
Cleburn Millard	1931-32
Anderson Miller	2013-15
Brandon Miller	2000, 02
Brent Miller	2001, 03
Ryan Miller	1998
Taylor Miller	2000
George Mills	1972-74
John Mills	1940
Kurt Minnick	2001
Albert Mitchell	1936-39
Lawrence Mitchell	1978
Terry Mitchell	1973-75
Coby Moe	2024
Gus Moen	1993
John Moffett	1994-96
Glenn Mohon	1958
Greg Monelle	1991,93-95
W.R. Montana^	1949
Chet Montgomery	1950's
Andrew Morgan	2008
Wil Moritz	2021-22
C.P. Morris	N/A
<b>Patrick Morris</b>	<b>2024-pres</b>
John Morris	1925-28
Ben Morrison	2014-18
Curtis Morrison	2004
Eric Morrow	1993
Randy Morton	1973
Dan Mosier	1982-83
Wally Moss	1974-77
Stephen Muck	2005-06
Gary Mueller	1987-88

David Mullendore	1973
Leonard Mullins	1970-71
Lee Murray	1962-63
Mike Murray	1977-80
Paul Murray	2014-17
Clarence Musgrave	1947
Brad Mutchler	1934-36
Cecil Myers	1925-28
Ronnie Myers	1959-61

**N**

Greg Nabors	1975
Glenn Napper	1949
Lloyd Nash	1959
Jerry Nassano	1953-55
William Natcher	1920's
Tyler Neely	2022
Homer Neisz	1922
Dillon Nelson	2018-19
Barry Nesbitt	1993
Everett Newcom	1950
Troy Newell	2018-19
Jordan Newton	2004-06
Jim Nichols	1963
Sammy Nicholson	1928
Andrew Nickerson	2006
Josh Novotney	1997-00

**O**

<b>Dylan O'Connell</b>	<b>2024-pres</b>
Robert Oliver	1928-31
James Oller	1965-67
Paul Orberson	1976-78
Miles Orman	2005, 07
Wayne Orscheln	1987-88
Brian Osborne	1995
George Overstreet	1955
Colvin Owen	1949
Gary Owens	1977

**P**

Jeff Pacholke	2001-02
Matthew Paculan	2012-13
Cary Page	2004
Michael Parker	1974
Rick Parrent	1972-74
Rob Parrent	1972-74
Terris Parrish	2003
Charles Patten	1959-61
Jonathan Patton	1996
Josh Patton	1994-97
Steve Patton	1976
J.B Paxson	2007-08
Ben Paxton	2006-09
John Charles Payne	1978-79
Matt Payton	2007-10
Kevin Pearce	1987
Brennan Pearson	2012-15
Leo Peckenpaugh	1971-73
Sam Peden	1948
Scott Pedersen	2010
Ronnie Pence	1992
Joe Pennertz	1996
Jim Pentaudi	1972-73
Tanner Perkins	2010-11,13
Aristotle Peter	2020-22
Thomas Peter	2013-17

Frank Petett	1957-58
Kory Petri	2010
Chris Petrocella	1992
Paul Peyton	N/A
Mark Pfannenstill	1993
Chris Phillips	1991-93
Leonard Phillips	1978-79
Matt Phipps	2019-21
Doug Piatt	1987
Jim Pickens	1949-50
Tim Pickerrell	1978
Robert Pickett	1979
Charles Pierce	1968
Brandon Pollock	2016
Brian Polson	1999-02
Ronnie Pond	1959-61
Richard Porter	1946-47
Adam Prida	2002-04
Andres Prida	1996-98

**R**

Chad Radford	1991
Jaylin Rae	2024
Jeff Ralph	1972-75
John Ramsey	1938-39
Matt Ransdell	2003-06
Patrick Ransdell	1999-02
Tyler Rardin	2024
Ernest Rautter	1957-60
Damon Ray	1947-48
Greg Raymer	1979-82
Woodrow Read	1936-39
Drew Reckart	2023
Chet Redmon	1946-48
Adam Reynolds^	2008,10
Jacob Rhinesmith	2018-19
Gene Rhodes	1949-52
Matt Rice	2008-11
Jim Richards	1955-58
Maddex Richardson	2018-19
Matt Ridings	2007-10
Bryan Rider	2006
Raymond Ridley	1920's
Eric Riffe	2020-22
Mike Riggs	1977-78
Bryson Rigney	2023
J.C. Riley	1935
Ronnie Riley	1965
Mike Ringo	1964-67
Dominic Rio	2004-05
Griffith Roark	2013
Logan Robbins	2009-11
Michael Robinson	1996
Jud Robertson	2004-05
Lee Robertson	1948-50
Steve Robertson	1975-77
Tyler Robertson	2017-18
Matt Robinson	2003
Josh Rodgers	2006
Luis Rodriguez	1998-01
Chris Rogers	2016-17
Igor Roiberg	2001-04
Mike Roosa	1992
Erick Rosa	1996-97
Albert Ross	1933-35
<b>Camden Ross</b>	<b>2023-pres</b>
Marcus Ross	2004-05

GENERAL

HILTOPPERS

2024 REVIEW

HISTORY

OPPONENTS

<b>Elliott Rossell</b>	<b>2023-pres</b>
Mike Roy	1984-85
Sam Bailey Royse	1978
Charles Rush	1948
Adam Rusnock	2005-08
Jake Ryan	2018

## S

Logan Sabo	2020-21
James Sacco	1965
Kevin Sadowski	1997-01
John Sanders	1966-67
Jake Sanford	2019
Izzy Santiago	1997
Anthony Saporito	1998-99
Tommy Sapp	1978-79
Panny Sarakatsannis	1959
Jason Sattler	1998
Colton Satterlee	2012
Harrison Scanlon	2015-16
Donald Schneider	1965-68
Jim Schurr	1987
Nic Schutte	2023
Joey Schwartz	2019
Eric Scriven	2005-06
Lawrence Scully	1991
Bill Seams	1946-47
Delbert Settle	1949-50
Bill Sevedge	1970
Travis Sewell	2003
Bobby Sexton	1941-42
Liam Shanahan	2007
Eddie Sharer	1992-93
William Sheckles	1973-76
Ronnie Sheffer	1957-59
Seaton Sheldon	2017
Earl Shelton	1940-42
Greg Shelton	1972-75
Lisle Sherrill	1941
Tye Shields	1949
Aaron Shiftlet	2021-22
David Shockley	1965
Dalton Shoemaker	2019-21
Michael Shope	2004-05
Joseph Shortt	2003
Cameron Shryock	2016
Garnett Shuffield	1939-41
William Siddens	1948-49
David Simmons	2011-14
Davis Sims	2019-21
Luke Sinnard	2022
Greg Slone	1993
<b>Hunter Small</b>	<b>2024-pres</b>
Basil Smith	1920's
Brian Smith	1995-98
Brown Smith	1964-65
Bryson Smith	2017
James Smith	1994
Kyle Smith	2005
Marshall Smith	2017
Shaun Smith	1993
Victor Smith	1937
Wayne Smith	1955-58
Wilbur Smith	1939-40
Willard Smith	1955-58
Richard Smithson	1956-58
Doug Smyly	1993

Evan Snyder	2019
Micheal Sopko	1995-96
Jackson Sowell	2013-17
David Southard	1967
Wilbur Spatig	1938
Mike Spearnock	1983-85
Art Spoelstra	1951-53
Greg Stahl	1971-74
Joe Stanfill	1996-98
E.B. Stansbury	1928-30
Delmar Starks	N/A
Craig Stem	2010
Garrett Stenbridge	2005-06
Stephen Stemle	1996-98
Connor Stephens	2020-21
Paul Stevens	1930
Darrell Stevenson	1976
Kelly Stevenson	1964
R.E. Stevenson	1931-33
John "Buddy" Stewart	1957
Melvin Stewart	1978
Mike Stewart	1961
Ron Stewart	1979
Cameron Stiglich	2019
Rick Anthony Stiner	1987
Luke Stofel	2021-22
James "Lefty" Stokes	1959-60
G.J. Strauss	2011
Randy Strijek	1984-86
Drew Strohm	2019
Bill Strong, Jr.	1971-73
Bob Sturgeon	1962-64
Bailey Sutton	2017-21
Jackson Swiney	2019-21
Wallace "Buck" Sydnor	1941

## T

Joe Talley	1995
Brian Tarajack	1998
Steve Tate	1971-74
Colby Taylor	2018-21
George Taylor	1967
Hal Taylor	1948-51
John Taylor	N/A
Larry Taylor	1971-73
Robb Taylor	1993
Evan Teague	2006-09
Terry Tedder	1975-78
Devyn Terbrak	2021-23
Phillip Thayer	2003-04
Robbie Thigpen	1994
Clarence Thomas	1987
Donnie Thomas	1979-82
Sean Thomas	1993
W.C. Thomas	1961-62
Garland Thompson	1961-62
Hardin Thompson	1959
Jake Thompson	2013-14
Ted Thompson	1963
Ryan Thurston	2014-18
Austin Tibbs	2018
Ian Tompkins	2012-14
Jimmy Topmiller	1947
Antone Towns	2002-05
Tanner Townsend	1999-02
Derek Truss	1987-88
Brandon Tucker	2020

Dale Tucker	1976
David Tucker	1974-75
J.D. Tucker	N/A
Cam Tullar	2023
Chris Turner	1988-91
Buddy Turner	1986-87
Nicholas Turner	2001-02

**V**

Rafael Vallejo	2002-03
Jeff Vance	1997-00
Johnny Vance	1967-69
Phil VanMeter	1969-72
Brett Vansant	2017
Marty Varnadoe	1978-79
<b>Carlos Vasquez</b>	<b>2024-pres</b>
Bobby Velez	1987
John Vickers	1927-30
Clyde Vincent	N/A
Haskell Vincent	N/A
Howell Vincent	N/A
J.O. Vincent	N/A
Mason Vinyard	2020-22
Jim Vorhees	1967

**W**

Michael Wagner	1996
Delbert Walden	1940-41
Cam Walker	1981-82
J.E. Walker	N/A
Kevin Wallace	1992
Brian Walsh	1990-91
James Wambach	1988
Scott Wambsganss	1989
C.J. Wamsley	2006-08
H.A. Ward	1920's
Jesse Paul Ward	1937
Monte Ward	1971
Byron Watkins	1953-54
Thomas Watkins	1964-66
Eli Watson	2022-23
Terry Wease	1979
J.D. "Big Ick" Weaver	1924-27
Jackie Webb	1958
Leonard Webb	1952
Marquis Webb	2016
Paul Wehrman	1994
CJ Weins	2023
Logan Weins	2015-17
Jake Wells	2007-10
John Wells	1933
Forest West	1949
<b>Anthony Westbrook</b>	<b>2024-pres</b>
Phil Wetherell	2010-11
Eric Wetzel	2005
Bill Weyers	1992-93
<b>Drew Whalen</b>	<b>2024-pres</b>
Mike Whitaker	1975
Tracey Whitaker	1971
Richard White	1974
Tom Whitehouse	1972
Carl Whitfield	1946
Brett Wicklund	2021-22
Clay Wiedenbein	1991-93
Pete Wiggins	2007
Scott Wilcox	2011-14
Matt Wilhite	2000-03

Michael Wilhite	2003, 05
Buford Williams^	1969-70
James Williams	1940
Lynn Williams	1926
Mark Williams	1979-80
Mike Williams	1978-81
R.W. Williams	1935
Lloyd Williford	1978
Jason Willoughby	1992
Jack Wilson	2019-21
James Wilson	1941
Jared Wilson	2018-19
John Winlock^	N/A
Dennis Winn	2003-04,06
Kendall Withers	2000
Cody Wofford	2014-15
Cole Womack	2016
Hunter Wood	2014-17
Roger Woodard	1941
J.E. Wood	1932-35
James "Dink" Wood	1932-35
Tyler Wood	2020
M.P. Woods	1934-35
Gerald Wooten	1966
Brad Worley	1989-92
Howard Wren	1954-56
Kenneth Wright	1957-59
Tim Wright	1979
Wayne Wright	1973
Eddie Wyatt	1949-52

**Y**

Kenneth Yaeger	2001-02
Douglas Yates	1952-54
Chris Yeo	1998-99
Gary Young	1971
Larry Young	1970
Robert Medford Young	1971

**Z**

Robert Zachery	1961-64
Paul Andrew Zack	1987
Rene Zarate	1978-81
Andrew Zimmerman	2010-11
Ray Zuberer III	2017-21
Jim Zwiesler	1969-71

**Bold = Active**

^ - Represents student-managers

N/A - Not Available

# - Believed to be the first African-American athlete to play baseball on The Hill

*Letterwinners in baseball are based off the best available information.**If you notice an omission or an error, please notify Jack Todd (jack.todd@wku.edu) of WKU Athletic Media Relations.*

GENERAL

HILLTOPPERS

2024 REVIEW

HISTORY

OPPONENTS



Year	Overall	Conf.	Finish	Coach	Notes
1910	2-1			M.A. Leiper	
1911	2-0			M.A. Leiper	
1912	9-2			G.H. Reams	
1913	14-2	-	-	M.A. Leiper and Roy Manchester	State Champions
1914	5-4	-	-	J.L. Arthur	
1915	N/A	-	-	J.L. Arthur	
1916	6-2-1	-	-	J.L. Arthur	
1917	No Team — World War I				
1918	No Team — World War I				
1919	No Team — World War I				
1920	No Team — World War I				
1921	No Team — World War I				
1922	3-0	-	-	J.C. Floyd	
1923	10-2	-	-	E.A. Diddle	
1924	11-2	-	-	E.A. Diddle	
1925	9-10	-	-	E.A. Diddle	
1926	9-8	-	-	E.A. Diddle	
1927	9-4	-	-	E.A. Diddle	
1928	15-1	-	-	E.A. Diddle	State Champions
1929	9-4	-	-	E.A. Diddle	
1930	3-0	-	-	E.A. Diddle	
1931	N/A	-	-	E.A. Diddle	Intramural Team Only
1932	4-2	-	-	E.A. Diddle	
1933	7-5	-	-	E.A. Diddle	
1934	8-3	-	-	E.A. Diddle	
1935	9-2	-	-	E.A. Diddle	
1936	4-3	-	-	E.A. Diddle	
1937	8-7	-	-	E.A. Diddle	
1938	4-10	-	-	E.A. Diddle	
1939	6-10	-	-	E.A. Diddle	
1940	7-6	-	-	E.A. Diddle	
1941	9-6	-	-	E.A. Diddle	
1942	4-5	-	-	E.A. Diddle	
1943	No Team — World War II				
1944	No Team — World War II				
1945	No Team — World War II				
1946	9-0	-	-	E.A. Diddle	
1947	5-6	-	-	E.A. Diddle	

## Ohio Valley Conference (1948-1982)

1948	4-10			E.A. Diddle	
1949	3-5-1			E.A. Diddle	
1950	6-7			E.A. Diddle	
1951	13-5			E.A. Diddle	
1952	11-3			E.A. Diddle	OVC Champions
1953	8-2-1			E.A. Diddle	
1954	9-7			E.A. Diddle	
1955	4-7			E.A. Diddle	
1956	5-7-1			E.A. Diddle	
1957	10-6			E.A. Diddle	
1958	8-4			Nick Denes	
1959	13-4			Nick Denes	
1960	8-7-1			Nick Denes	
1961	9-12			Nick Denes	
1962	10-13	4-7	3rd	Nick Denes	
1963	7-10	3-5	3rd	Dan King	
1964	8-10	5-5	3rd	Dan King	
1965	8-14	5-7	3rd	Gene Rhodes	
1966	9-13	4-6	4th	Jim Pickens	
1967	13-16-2	3-7	3rd	Jim Pickens	
1968	13-11	5-5	2nd	Jim Pickens	
1969	17-11	10-1	1st	Jim Pickens	OVC West Division Champions
1970	18-16-1	7-4	2nd	Jim Pickens	
1971	12-17	0-1	T-3rd	Jim Pickens	
1972	14-11			Jim Pickens	No OVC play in 1972
1973	21-23	3-9	4th	Jim Pickens	
1974	30-18-1	6-6	3rd	Jim Pickens	
1975	21-26	4-7	3rd	Jim Pickens	
1976	12-24	2-8	4th	Jim Pickens	

Year	Overall	Conf.	Finish	Coach	Notes
1977	20-23-1	2-10	4th	Barry Schollenberger	
<b>1978</b>	<b>26-19-1</b>	<b>8-3-1</b>	<b>1st</b>	<b>Barry Schollenberger</b>	<b>OVC West Division Champions</b>
1979	31-22-1	10-10	5th	Barry Schollenberger	
<b>1980</b>	<b>47-13-1</b>	<b>17-3</b>	<b>1st</b>	<b>Joel Murrie</b>	<b>OVC Champions( School Record For Wins)</b>
					<b>NCAA Regional (Tallahassee, Fla.)</b>
<b>1981</b>	<b>41-18</b>	<b>9-3</b>	<b>1st</b>	<b>Joel Murrie</b>	<b>OVC Northern Division Champions</b>
<b>1982</b>	<b>37-10</b>	<b>11-3</b>	<b>1st</b>	<b>Joel Murrie</b>	<b>OVC Southern Division Champions</b>

**Sun Belt Conference (1983-2014)**

1983	26-22	6-10	3rd	Joel Murrie	First Year In Sun Belt Conference
1984	23-29-2	6-10	4th	Joel Murrie	
<b>1985</b>	<b>43-20</b>	<b>14-4</b>	<b>1st</b>	<b>Joel Murrie</b>	<b>SBC West Division Champions</b>
1986	29-31-1	4-13	4th	Joel Murrie	
1987	28-28	9-9	T-2nd	Joel Murrie	
<b>1988</b>	<b>43-21</b>	<b>14-4</b>	<b>1st</b>	<b>Joel Murrie</b>	<b>SBC West Division Champions</b>
1989	24-34	5-13	4th	Joel Murrie	
1990	32-28	8-10	T-2nd	Joel Murrie	
1991	35-25-1	8-10	3rd	Joel Murrie	
1992	30-23	10-11	2nd	Joel Murrie	
1993	30-22	11-10	T-3rd	Joel Murrie	
1994	22-27	7-14	4th	Joel Murrie	
1995	21-35	6-21	10th	Joel Murrie	
1996	29-26	9-17	9th	Joel Murrie	
1997	26-27	10-17	9th	Joel Murrie	
1998	27-24	12-14	7th	Joel Murrie	
1999	38-24	21-12	3rd	Joel Murrie	
2000	24-35	11-18	7th	Joel Murrie	
2001	32-27	14-13	4th	Joel Murrie	
2002	38-20	14-9	3rd	Joel Murrie	
2003	34-22	12-11	4th	Joel Murrie	
<b>2004</b>	<b>35-28</b>	<b>12-12</b>	<b>4th</b>	<b>Joel Murrie</b>	<b>SBC Tournament Champions</b>
					<b>NCAA Regional (Oxford, Miss.)</b>
2005	21-37	8-16	8th	Joel Murrie	
2006	22-30	5-18	8th	Chris Finwood	
2007	25-30	15-15	T-6th	Chris Finwood	
<b>2008</b>	<b>33-27</b>	<b>16-14</b>	<b>T-5th</b>	<b>Chris Finwood</b>	<b>SBC Tournament Champions</b>
					<b>NCAA Regional (Stillwater, Okla.)</b>
<b>2009</b>	<b>42-20</b>	<b>21-8</b>	<b>T-1st</b>	<b>Chris Finwood</b>	<b>SBC Co-Champions</b>
					<b>NCAA Regional (Oxford, Miss.)</b>
2010	35-23	16-14	T-6th	Chris Finwood	
2011	33-24	17-13	4th	Chris Finwood	
2012	25-33	13-17	8th	Matt Myers	
2013	28-29	16-14	5th	Matt Myers	
2014	29-28	15-15	5th	Matt Myers	Final Season In Sun Belt Conference

**Conference USA (2015-Present)**

2015	24-28	10-19	11th	Matt Myers	First Season in Conference USA
2016	24-30	10-20	10th	John Pawlowski	
2017	16-39	6-24	12th	John Pawlowski	
2018	21-31	11-18	10th	John Pawlowski	
2019	26-29-1	16-13-1	4th	John Pawlowski	
2020	10-6	0-0	5th	John Pawlowski	Season canceled on March 16 due to COVID-19 pandemic
2021	27-29	15-17	6th	John Pawlowski	
2022	18-36	7-23	12th	John Pawlowski	
2023	33-26	16-14	4th	Marc Rardin	Conference USA Championship Semifinals
2024	36-22	15-9	3rd	Marc Rardin	Conference USA Championship Semifinals

**ALL-TIME COACHING RECORDS**

Coach	Years	Record	Pct.
E.A. Diddle .....	1923-57 .....	232-155-3 .....	.599
<b>Marc Rardin .....</b>	<b>2023-Present .....</b>	<b>69-48 .....</b>	<b>.590</b>
Joel Murrie .....	1980-2005 .....	815-656-4 .....	.554
Chris Finwood .....	2006-11 .....	190-154 .....	.552
Barry Schollenberger .....	1977-79 .....	77-64-3 .....	.545
Nick Denes .....	1958-62 .....	48-40-1 .....	.545
Jim Pickens .....	1966-76 .....	180-186-4 .....	.492
Matt Myers .....	2012-15 .....	106-118 .....	.473
Dan King .....	1963-64 .....	15-20 .....	.429
John Pawlowski .....	2016-2022 .....	142-200-1 .....	.415



## M.A. Leiper

**1910-11 (Two Seasons)**

**4-1 (.800)**

**1910 (2-1)**

**H: 1-0 • A: 1-1**

Eastern Kentucky..... W, 6-0  
at Eastern Kentucky..... L, 0-5  
at Berea..... W, 6-4

**1911 (2-0)**

**A: 2-0**

at Middle Tennessee..... W, 7-2  
at Middle Tennessee..... W, 11-0



## G.H. Reams

**1912 (One Season)**

**9-2 (.818)**

**1912 (9-2)**

**H: 5-1 • A: 4-1**

Faculty..... W, 15-2  
Elkton HS..... W, 5-1  
at Elkton HS..... L, 0-3  
at Glasgow..... W, 14-0  
at Elkton HS..... W, 13-3  
Middle Tennessee..... W, 5-3  
Middle Tennessee..... L, 4-5  
at Eastern Kentucky..... W, 4-2  
at Middle Tennessee..... W, 9-0  
Eastern Kentucky..... W, 4-0  
DuPont Manual HS..... W, 4-0



## M.A. Leiper and Roy Manchester

**1913 (One Season)**

**14-2 (.875)**

**1913 (14-2)**

**H: 10-0 • A: 4-2**

**State Champions**

at Middle Tennessee..... W, 7-2  
at Middle Tennessee..... W, 11-1  
Georgetown (Ky.)..... W, 3-0  
Georgetown (Ky.)..... W, 8-0  
at St. Mary's..... W, 3-1  
at Springfield HS..... W, 13-0  
DuPont Manual HS..... W, 3-2  
Middle Tennessee..... W, 15-2  
Middle Tennessee..... W, 3-2  
Auburn HS..... W, 4-3  
at Eastern Kentucky..... L, 0-4  
at Eastern Kentucky..... L, 2-3  
Vanderbilt Reserves..... W, 2-0  
Eastern Kentucky..... W, 6-5  
Eastern Kentucky..... W, 22-0  
Auburn HS..... W, 19-13



## J.L. Arthur

**1914-16 (Two Seasons)**

**11-6-1 (.647)**

**1914 (5-4)**

**H: 3-2 • A: 2-2**

Bethel (Tenn.)..... L, 1-3  
Middle Tennessee..... W, 3-2  
Middle Tennessee..... W, 13-9  
at Eastern Kentucky..... L, 0-1  
at Eastern Kentucky..... W, 11-3  
Bethel (Tenn.)..... W, 9-5  
St. Mary's..... L, 3-6  
at Middle Tennessee..... L, 5-20  
at Middle Tennessee..... W, 12-6

**1915**

*No Team*

**1916 (6-2-1)**

**A: 6-2-1**

at St. Mary's..... L, 4-5  
at Eastern Kentucky..... W, 10-0  
at Eastern Kentucky..... W, 7-2  
at Cumberland..... T, 0-0  
at St. Mary's..... L, 3-4  
at St. Mary's..... W, 5-1  
at Castle Heights..... W, 11-2  
at Transylvania..... W, 9-2  
at Cumberland..... W, 6-4

**1917-1921**

*No Team — World War I*



## J.C. Floyd

**1922 (One Season)**

**3-0 (1.000)**

**1922 (3-0)**

**H: 3-0**

Morton Elliott..... W, 9-0  
Eastern Kentucky..... W, 5-4  
Eastern Kentucky..... W, 12-5

**E.A. Diddle****1923-57 (31 Seasons)****232-155-3 (.599)****1923 (10-2)****H: 7-0 • A: 3-2**

Hanover.....	W, 21-7
Tennessee Tech.....	W, 6-4
Cumberland.....	W, 5-4
at Cumberland.....	L, 2-10
at Tennessee Tech.....	L, 3-4
at Middle Tennessee.....	W, 8-1
Presbyterian.....	W, 12-8
Presbyterian.....	W, 22-6
St. Mary's.....	W, 11-7
at St. Mary's.....	W, 11-4
at St. Mary's.....	W, 6-3
Presbyterian.....	W, 14-6

**1924 (11-2)****H: 7-0 • A: 4-2**

Transylvania.....	W, 16-5
Transylvania.....	W, 6-5
Indiana.....	W, 6-0
at Middle Tennessee.....	W, 16-8
at Middle Tennessee.....	W, 17-8
at Louisville.....	W, 11-6
at Bethel (Tenn.).....	L, 5-7
St. Mary's.....	W, 21-5
St. Mary's.....	W, 24-10
Central Normal (Ind.).....	W, 12-1
Central Normal (Ind.).....	W, 7-3
at St. Mary's.....	L, 1-6
at St. Mary's.....	W, 12-5

**1925 (9-10)****H: 4-6 • A: 5-4**

Ohio State.....	L, 2-7
at Middle Tennessee.....	W, 14-0
at Middle Tennessee.....	W, 10-6
Presbyterian.....	L, 1-5
Presbyterian.....	L, 4-8
Bethel (Tenn.).....	L, 3-5
Bethel (Tenn.).....	W, 9-8
at Louisville.....	W, 12-9
at Louisville.....	L, 13-14
at Bethel (Tenn.).....	W, 6-5
at Bethel (Tenn.).....	L, 2-4
Louisville.....	W, 5-4
Louisville.....	L, 3-7
at Bethel (Tenn.).....	W, 1-0
Bethel (Tenn.).....	W, 7-0
Middle Tennessee.....	W, 4-3
Middle Tennessee.....	L, 3-8
at Presbyterian.....	L, 3-6
at Presbyterian.....	L, 2-5

**1926 (9-8)****H: 4-5 • A: 5-3**

Notre Dame.....	L, 2-6
Ohio Wesleyan.....	W, 12-7
Defiance.....	W, 7-2

at Bethel (Tenn.).....	W, 2-1
at Bethel (Tenn.).....	L, 3-6
Evansville.....	L, 3-6
Evansville.....	L, 7-8
at Louisville.....	L, 0-4
at Louisville.....	L, 4-7
at Bethel (Ky.).....	W, 12-0
at Evansville.....	W, 5-3
at Evansville.....	W, 24-4
at Evansville.....	W, 5-4
Bethel (Tenn.).....	L, 2-3
Bethel (Ky.).....	W, 6-3
Louisville.....	W, 7-3
Vanderbilt.....	L, 2-6

**1927 (9-4)****H: 6-1 • A: 3-3**

Michigan State.....	W, 4-3
at Bethel.....	W, 2-0
Bethel.....	L, 3-4
at Louisville.....	L, 7-11
at Louisville.....	L, 7-8
Georgetown.....	W, 4-2
Georgetown.....	W, 13-7
at Middle Tennessee.....	L, 3-4
at Middle Tennessee.....	W, 4-0
at Bethel.....	W, 1-0
Bethel.....	W, 1-0
Middle Tennessee.....	W, 6-1
Middle Tennessee.....	W, 5-3

**1928 (15-1)****H: 10-1 • A: 5-0****State Champions**

Transylvania.....	W, 14-9
Transylvania.....	W, 6-2
Middle Tennessee.....	W, 21-2
Middle Tennessee.....	L, 1-8
Louisville.....	W, 22-8
Louisville.....	W, 9-7
Bethel.....	W, 9-5
at Centre.....	W, 7-5
at Middle Tennessee.....	W, 7-6
at Middle Tennessee.....	W, 5-2
Kentucky Wesleyan.....	W, N/A
Eastern Kentucky.....	W, N/A
at Georgetown (Ky.).....	W, N/A
at Kentucky Wesleyan.....	W, N/A
at Centre.....	W, 4-3
at Centre.....	W, 6-0

**1929 (9-4)****H: 6-2 • A: 3-2****State Champions**

Eastern Kentucky.....	W, 9-8
Eastern Kentucky.....	W, 16-2
at Louisville.....	W, 11-4
at Louisville.....	W, 11-9
at Centre.....	L, 4-8
at Centre.....	W, 19-5
Kentucky Wesleyan.....	W, 6-3
Kentucky Wesleyan.....	W, 3-0
at Middle Tennessee.....	L, 11-12
Centre.....	W, 8-3
Centre.....	L, 8-10

GENERAL

HILLTOPPERS

2024 REVIEW

HISTORY

OPPONENTS

Middle Tennessee.....W, 4-3  
 Middle Tennessee.....L, 3-5

### 1930 (3-0)

**H:** 3-0

Scottsville.....W, 13-8  
 Middle Tennessee.....W, 14-0  
 Middle Tennessee.....W, 1-0

### 1931

*Intramural team only*

### 1932 (4-2)

**H:** 2-0 • **A:** 2-2

at Murray State.....W, N/A  
 at Murray State.....W, N/A  
 at Vanderbilt.....L, 4-5  
 at Vanderbilt.....L, 6-7  
 Vanderbilt.....W, 7-6  
 Murray State.....W, 6-2

### 1933 (7-5)

**H:** 3-3 • **A:** 4-2

at Louisville.....L, 1-5  
 at Lindsey Wilson.....W, 4-1  
 at Lindsey Wilson.....W, 3-2  
 at Austin Peay.....L, 7-14  
 at Tennessee Tech.....W, 9-3  
 at Tennessee Tech.....W, 6-3  
 Austin Peay.....L, 3-4  
 Tennessee Tech.....L, 1-2  
 Tennessee Tech.....W, 4-0  
 Lindsey Wilson.....W, 13-3  
 Lindsey Wilson.....W, 9-3  
 Louisville.....L, 1-3

### 1934 (8-3)

**H:** 4-1 • **A:** 4-2

Louisville.....W, 7-1  
 at Lindsey Wilson.....L, 5-9  
 at Lindsey Wilson.....W, 26-5  
 Lipscomb.....W, 7-1  
 at Austin Peay.....W, 18-4  
 Tennessee Tech.....L, 8-14  
 at Louisville.....W, 12-2  
 at Lipscomb.....W, N/A  
 at Tennessee Tech.....L, 8-14  
 Tennessee Tech.....W, 7-6  
 Austin Peay.....W, 17-7

### 1935 (9-2)

**H:** 5-0 • **A:** 4-2

at Lipscomb.....W, 7-0  
 Middle Tennessee.....L, 2-5  
 at Lindsey Wilson.....W, 4-1  
 at Louisville.....W, 20-0  
 Tennessee Tech.....W, 8-4  
 at Morehead State.....W, 14-7  
 at Eastern Kentucky.....L, 1-6  
 Lipscomb.....W, 4-1  
 at Tennessee Tech.....W, 2-0  
 Lindsey Wilson.....W, 15-6  
 Louisville.....W, 8-4

### 1936 (4-3)

**H:** 3-2 • **A:** 1-1

Lindsey Wilson.....W, 7-3  
 Lindsey Wilson.....W, 12-7  
 Louisville.....L, 3-7  
 at Eastern Kentucky.....L, 0-3  
 at Louisville.....W, 5-2  
 Middle Tennessee.....W, 11-6  
 at Middle Tennessee.....L, 8-9

### 1937 (8-7)

**H:** 2-1, **A:** 6-6

at Tennessee Tech.....W, 7-6  
 at Cincinnati.....W, 10-6  
 at Cumberland.....L, 6-7  
 Austin Peay.....W, 9-2  
 at Vanderbilt.....W, 8-7  
 at Vanderbilt.....L, 2-6  
 Louisville.....W, 13-10  
 at Eastern Kentucky.....L, 9-10  
 Louisville.....L, 9-11  
 at Tennessee Tech.....L, 2-17  
 at Austin Peay.....W, 8-5  
 at Vanderbilt.....W, 8-1  
 at Vanderbilt.....L, 2-3  
 at Eastern Kentucky.....L, 2-7  
 at Cumberland.....W, 15-2

### 1938 (4-10)

**H:** 1-6 • **A:** 3-4

Northern Illinois.....L, 0-8  
 Louisville.....L, 8-14  
 at Vanderbilt.....L, 6-21  
 at Vanderbilt.....W, 6-4  
 Tennessee Tech.....W, 12-7  
 at Hopkinsville.....L, 0-3  
 at Eastern Kentucky.....L, 7-9  
 at Eastern Kentucky.....L, 4-5  
 at Austin Peay.....W, 10-8  
 Vanderbilt.....L, 9-13  
 at Louisville.....W, 9-8  
 Eastern Kentucky.....L, 0-10  
 Eastern Kentucky.....L, 5-12  
 Austin Peay.....L, 3-9

### 1939 (6-10)

**H:** 4-4 • **A:** 2-6

Lipscomb.....W, 11-3  
 Austin Peay.....W, 3-1  
 Vanderbilt.....L, 1-6  
 at Vanderbilt.....L, 0-10  
 at Austin Peay.....L, 9-12  
 Louisville.....L, 1-4  
 at Vanderbilt.....L, 12-13  
 at Vanderbilt.....W, 8-5  
 at Middle Tennessee.....L, 5-6  
 Eastern Kentucky.....L, 6-12  
 Eastern Kentucky.....W, 11-10  
 at Louisville.....L, 2-5  
 at Eastern Kentucky.....W, 15-14  
 at Eastern Kentucky.....L, 4-5  
 Tennessee Tech.....L, 4-7  
 Middle Tennessee.....W, 6-4



**1940 (7-6)****H:** 4-3 • **A:** 3-3

Bradley Tech .....	L, 4-6
Tennessee Tech .....	W, 5-4
at Lipscomb .....	W, 11-2
at Eastern Kentucky .....	W, 5-0
at Eastern Kentucky .....	L, 6-7
at Tennessee Tech .....	W, 13-10
at Middle Tennessee .....	L, 11-12
Eastern Kentucky .....	W, 16-6
Eastern Kentucky .....	L, 2-9
Lipscomb .....	W, 4-2
Louisville .....	W, 15-14
Middle Tennessee .....	L, 7-14
at Louisville .....	L, 1-8

**1941 (9-6)****H:** 5-3 • **A:** 4-3

at Vanderbilt .....	W, 16-12
at Lipscomb .....	W, 18-2
Louisville .....	W, 4-2
at Louisville .....	L, 8-20
Eastern Kentucky .....	L, 8-9
Lipscomb .....	W, 15-6
at Murray State .....	L, 3-7
at Murray State .....	W, 9-7
Vanderbilt .....	L, 4-7
at Middle Tennessee .....	L, 9-10
Tennessee Tech .....	L, 2-9
Murray State .....	W, 5-3
Murray State .....	W, 9-5
Middle Tennessee .....	W, 8-7
at Tennessee Tech .....	W, 2-0

**1942 (4-5)****H:** 3-0 • **A:** 1-5

DePaul .....	W, 7-6
at Vanderbilt .....	L, 1-2
at Fort Knox .....	L, 2-5
at Louisville .....	L, 3-4
Tennessee Tech .....	W, 6-4
Louisville .....	W, 10-4
at Eastern Kentucky .....	L, 2-3
at Eastern Kentucky .....	W, 11-1
at Tennessee Tech .....	L, 3-7

**1943-45***No Team — World War II***1946 (9-0)****H:** 4-0 • **A:** 5-0

at Centre .....	W, 18-11
at Eastern Kentucky .....	W, 8-7
at Tennessee Tech .....	W, 5-4
Evansville .....	W, 12-6
Eastern Kentucky .....	W, 6-2
at Evansville .....	W, 20-9
Louisville .....	W, 12-6
Murray State .....	W, 2-0
at Louisville .....	W, 9-2

**1947 (5-6)****H:** 4-1 • **A:** 1-5

at Vanderbilt .....	L, 2-3
at Centre .....	L, 7-8

at Eastern Kentucky .....	L, 0-6
Western Illinois .....	W, 3-2
Western Illinois .....	L, 2-3
at Evansville .....	L, 5-6
at Evansville .....	L, 1-6
Murray State .....	W, 1-0
Murray State .....	W, 4-2
Vanderbilt .....	W, 4-2
at Louisville .....	W, 3-2

**1948 (4-10)****H:** 3-4 • **A:** 1-6

Purdue .....	L, 7-16
Evansville .....	L, 1-5
Austin Peay .....	W, 17-12
at Evansville .....	L, 0-14
Eastern Kentucky .....	L, 4-10
Louisville .....	W, 14-7
at Austin Peay .....	W, 10-5
at Centre .....	L, 9-10
at Eastern Kentucky .....	L, 5-7
at Louisville .....	L, 3-7
Murray State .....	W, 6-2
Murray State .....	L, 3-6
at Murray State .....	L, 3-12
at Murray State .....	L, 1-2

**1949 (3-5-1)****H:** 1-3-1 • **A:** 2-2

Vanderbilt .....	T, 6-6
Austin Peay .....	W, 3-1
Tennessee Tech .....	L, 1-15
at Austin Peay .....	W, 14-3
at Tennessee Tech .....	L, 0-7
Louisville .....	L, 0-5
Murray State .....	L, 2-5
at Evansville .....	L, 1-8
at Murray State .....	W, 7-3

**1950 (6-7)****H:** 4-3 • **A:** 2-4

Austin Peay .....	W, 4-2
Fort Knox .....	L, 9-12
Western Illinois .....	L, 5-8
Western Illinois .....	L, 1-5
at Austin Peay .....	L, 6-11
Eastern Kentucky .....	W, 2-1
Tennessee Tech .....	W, 2-0
at Evansville .....	L, 5-7
at Fort Knox .....	W, 16-5
Evansville .....	W, 12-4
at Murray State .....	W, 8-1
at Murray State .....	L, 4-5
at Tennessee Tech .....	L, 0-22

**1951 (13-5)****H:** 9-2 • **A:** 4-3

Miami (Ohio) .....	W, 10-7
Evansville .....	W, 2-1
at Austin Peay .....	L, 3-7
at Tennessee Tech .....	L, 5-12
at Eastern Kentucky .....	L, 5-6
Austin Peay .....	L, 11-24
Centre .....	W, 3-2
Eastern Kentucky .....	W, 16-11

GENERAL

HILLTOPPERS

2024 REVIEW

HISTORY

OPPONENTS

at Evansville .....	W, 14-4
Tennessee Tech .....	W, 3-2
at Murray State .....	W, 9-7
at Murray State .....	W, 5-3
Murray State .....	W, 11-5
Murray State .....	W, 7-3
at Centre .....	W, 16-2
(1) Eastern Kentucky .....	W, 4-3
(1) Eastern Kentucky .....	L, 2-3
(1) Eastern Kentucky .....	W, 8-6
<i>(1) OVC Tournament (Bowling Green, Ky.)</i>	

### 1952 (11-3)

**H: 6-0 • A: 4-3**

#### OVC Champions

Albion .....	W, 3-2
Millikin .....	W, 2-1
at Evansville .....	L, 8-10
Lipscomb .....	W, 7-3
at Murray State .....	W, 17-2
Tennessee Tech .....	W, 13-10
Evansville .....	W, 8-5
at Middle Tennessee .....	W, 8-7
at Tennessee Tech .....	W, 13-11
at Fort Knox .....	L, 4-13
Murray State .....	W, 6-1
(1) at Eastern Kentucky .....	L, 3-4
(1) at Eastern Kentucky .....	W, 1-0
(1) at Eastern Kentucky .....	W, 9-4
<i>(1) OVC Tournament (Richmond, Ky.)</i>	

### 1953 (8-2-1)

**H: 4-2-1 • A: 4-0**

#### OVC Champions

Lipscomb .....	L, 0-11
Evansville .....	W, 17-2
Tennessee Tech .....	L, 1-5
at Middle Tennessee .....	W, 9-8
at Evansville .....	W, 8-6
Middle Tennessee .....	T, 6-6
at Tennessee Tech .....	W, 3-2
at Murray State .....	W, 6-2
Murray State .....	W, 3-2
(1) Tennessee Tech .....	W, 4-3
(1) Tennessee Tech .....	W, 3-1
<i>(1) OVC Tournament (Bowling Green, Ky.)</i>	

### 1954 (9-7)

**H: 4-3 • A: 5-4**

at Lipscomb .....	W, 8-7
at Middle Tennessee .....	L, 2-15
Lipscomb .....	L, 7-9
Eastern Kentucky .....	L, 5-6
Belmont .....	W, 9-8
at Belmont .....	W, 12-9
Evansville .....	W, 6-1
Tennessee Tech .....	W, 3-2
at Murray State .....	W, 7-2
Murray State .....	W, 8-4
at Eastern Kentucky .....	L, 5-6
at Eastern Kentucky .....	L, 0-8
Middle Tennessee .....	L, 4-5
at Middle Tennessee .....	L, 5-15
at Evansville .....	W, 10-6
at Tennessee Tech .....	W, 5-2

### 1955 (4-7)

**H: 2-3 • A: 2-4**

Lipscomb .....	L, 2-4
at Belmont .....	W, 5-3
at Middle Tennessee .....	L, 3-5
at Lipscomb .....	W, 9-4
at Tennessee Tech .....	L, 4-14
Middle Tennessee .....	W, 12-11
Belmont .....	L, 11-14
Murray State .....	L, 3-5
Murray State .....	W, 9-0
at Murray State .....	L, 5-9
at Murray State .....	L, 7-9

### 1956 (5-7-1)


**H: 1-3-1 • A: 4-4**

at Murray State .....	W, 7-4
at Murray State .....	L, 0-1
at Lipscomb .....	W, 14-9
at Middle Tennessee .....	L, 2-3
Evansville .....	T, 6-6
Murray State .....	L, 4-7
at Evansville .....	W, 5-4
Lipscomb .....	L, 6-8
at Kentucky Wesleyan .....	W, 2-0
Middle Tennessee .....	W, 9-3
Tennessee Tech .....	L, 2-7
at Tennessee Tech .....	L, 5-13
at Middle Tennessee .....	L, 5-7

### 1957 (10-6)

**H: 6-0 • A: 4-6**

at Lipscomb .....	L, 3-18
Murray State .....	W, 1-0
Lipscomb .....	W, 9-6
at Middle Tennessee .....	W, 7-1
at Murray State .....	L, 4-5
at Murray State .....	W, 6-2
Murray State .....	W, 5-4
at Tennessee Tech .....	L, 6-13
Kentucky Wesleyan .....	W, 10-4
Middle Tennessee .....	W, 13-9
Tennessee Tech .....	W, 8-5
at Kentucky Wesleyan .....	W, 10-4
at Austin Peay .....	L, 4-5
(1) at Morehead State .....	L, 2-3
(1) at Morehead State .....	W, 1-0
(1) at Morehead State .....	L, 2-13
<i>(1) OVC Tournament (Morehead, Ky.)</i>	

**Nick Denes****1958-62 (Five Seasons)****48-40-1 (.545)****1958 (8-4)****H: 4-2 • A: 4-2**

Hillsdale .....	W, 7-5
Kentucky Wesleyan .....	W, 12-10
Murray State .....	L, 4-7
at Belmont .....	W, 8-7
at Murray State .....	W, 7-5
at East Tennessee .....	W, 4-3
at Middle Tennessee .....	L, 5-6
at Tennessee Tech .....	W, 7-4
at Tennessee Tech .....	L, 3-7
Belmont .....	W, 9-2
Middle Tennessee .....	L, 4-14
Eastern Kentucky .....	W, 4-3

**1959 (13-4)****H: 6-1 • A: 7-3**

Hillsdale .....	W, 8-5
Bethel .....	W, 24-2
at Middle Tennessee .....	L, 5-7
Kentucky Wesleyan .....	W, 5-0
Belmont .....	L, 7-13
Union .....	W, 4-0
at Kentucky Wesleyan .....	W, 17-6
Murray State .....	W, 5-3
Middle Tennessee .....	W, 4-0
at Murray State .....	L, 0-5
at Austin Peay .....	W, 17-8
at Bethel .....	W, 9-0
at Union .....	W, 6-5
at Eastern Kentucky .....	L, 0-10
at Morehead State .....	W, 6-5
at Austin Peay .....	W, 6-5
at Belmont .....	W, 9-0

**1960 (8-7-1)****H: 3-4-1 • A: 5-3**

at Kentucky Wesleyan .....	L, 3-9
Murray State .....	W, 5-2
Wittenberg .....	L, 3-4
Eastern Kentucky .....	T, 2-2
Hillsdale .....	W, 8-6
at Middle Tennessee .....	W, 8-6
Bellarmine .....	L, 2-5
at Bellarmine .....	W, 4-3
at Belmont .....	L, 6-8
at Austin Peay .....	L, 1-9
Kentucky Wesleyan .....	W, 6-3
East Tennessee .....	L, 2-3
Middle Tennessee .....	L, 5-8
at Tennessee Tech .....	W, 12-4
at Morehead State .....	W, 9-0
at Campbellsville .....	W, 11-5

**1961 (9-12)****H: 4-8 • A: 5-4**

Hillsdale .....	L, 2-7
Hillsdale .....	W, 5-4

at Belmont .....	L, 0-13
Austin Peay .....	W, 9-0
Tennessee Tech .....	L, 0-9
Tennessee Tech .....	L, 0-9
Kentucky Wesleyan .....	L, 2-4
Kentucky Wesleyan .....	L, 2-4
at Austin Peay .....	W, 9-0
at Murray State .....	L, 1-6
at Murray State .....	L, 2-5
Campbellsville .....	L, 8-9
Campbellsville .....	W, 6-3
Bellarmine .....	W, 4-2
at Kentucky Wesleyan .....	W, 1-0
at Kentucky Wesleyan .....	W, 4-0
at Tennessee Tech .....	W, 7-5
at Tennessee Tech .....	L, 1-8
Murray State .....	L, 6-7
Murray State .....	L, 8-14
at Bellarmine .....	W, 5-4

**1962 (10-13, 4-7 OVC)****H: 7-3 • A: 3-10****OVC - 3rd West**

Campbellsville .....	W, 20-0
Middle Tennessee .....	L, 1-6
Wheaton .....	W, 4-2
at Austin Peay .....	L, 6-7
at Tennessee Tech .....	L, 9-19
at Tennessee Tech .....	W, 5-2
at Campbellsville .....	W, 8-6
at Campbellsville .....	W, 4-3
Bellarmine .....	W, 5-0

at Murray State .....	L, 6-8
at Murray State .....	L, 4-9
Kentucky Wesleyan .....	L, 1-3
Kentucky Wesleyan .....	W, 6-5
Tennessee Tech .....	W, 6-1
Tennessee Tech .....	W, 5-3
at Bellarmine .....	L, 5-9
at Eastern Kentucky .....	L, 3-7
at Middle Tennessee .....	L, 3-6
at Middle Tennessee .....	L, 1-8
Murray State .....	W, 4-1
Murray State .....	L, 0-4
at Kentucky Wesleyan .....	L, 2-6
at Kentucky Wesleyan .....	L, 2-6

GENERAL

HILITOPPERS

2024 REVIEW

HISTORY

OPPONENTS



**Dan King**

**1963-64 (Two Seasons)**

**15-20 (.429)**

**1963 (7-10, 3-5 OVC)**

**H: 5-4 • A: 2-6**

**OVC - 3rd West**

Kentucky Wesleyan.....	L, 7-8
at Tennessee Tech.....	L, 3-4
Campbellsville.....	W, 11-0
Campbellsville.....	W, 8-7
Belmont.....	L, 3-4
Middle Tennessee.....	W, 4-2
Middle Tennessee.....	W, 4-2
Murray State.....	L, 1-6
Murray State.....	L, 5-11
at Belmont.....	W, 7-1
at Murray State.....	L, 0-5
at Murray State.....	L, 2-7
at Kentucky Wesleyan.....	L, 2-3
at Middle Tennessee.....	W, 7-5
at Middle Tennessee.....	L, 2-8
Bellarmine.....	W, 9-0
at Campbellsville.....	L, 5-6

**1964 (8-10, 5-5 OVC)**

**H: 3-7 • A: 2-3**

**OVC - 3rd West**

Tennessee Tech.....	L, 2-7
Kent State.....	L, 2-8
Middle Tennessee.....	L, 1-2
Middle Tennessee.....	L, 1-2
at Tennessee Tech.....	L, 2-3
at Belmont.....	L, 6-7
at Murray State.....	L, 0-3
at Murray State.....	W, 3-2
Lipscomb.....	W, 10-3
Kentucky Wesleyan.....	W, 5-4
Kentucky Wesleyan.....	L, 5-8
Belmont.....	W, 16-6
Murray State.....	L, 1-4
Murray State.....	L, 2-5
at Austin Peay.....	W, 5-4
at Austin Peay.....	W, 3-1
at Austin Peay.....	W, 8-7
at Austin Peay.....	W, 13-0



**Gene Rhodes**

**1965 (One Season)**

**8-14-1 (.370)**

**1965 (8-14-1, 5-7 OVC)**

**H: 5-4-1 • A: 3-10**

**OVC - 3rd West**

at Middle Tennessee.....	L, 2-19
at Middle Tennessee.....	W, 6-0
Belmont.....	L, 0-5
Austin Peay.....	W, 2-0

Austin Peay.....	W, 5-3
at Lipscomb.....	L, 5-6
at Lipscomb.....	W, 4-1
at Belmont.....	L, 1-3
Tennessee Tech.....	W, 3-1
at Kentucky Wesleyan.....	L, 2-5
at Kentucky Wesleyan.....	L, 2-6
Port Huron.....	W, 5-3
Port Huron.....	T, 4-4
at Austin Peay.....	L, 2-4
at Austin Peay.....	L, 7-10
at Murray State.....	L, 0-3
at Murray State.....	L, 1-3
Kentucky Wesleyan.....	L, 1-12
Kentucky Wesleyan.....	L, 1-5
at Bellarmine.....	W, 9-7
Middle Tennessee.....	L, 2-4
Middle Tennessee.....	W, 1-0
at Tennessee Tech.....	L, 6-10



**Jim Pickens**

**1966-76 (11 Seasons)**

**180-186-4 (.492)**

**1966 (9-13, 4-6 OVC)**

**H: 7-8 • A: 2-5**

**OVC - 4th West**

Bellarmine.....	W, 12-1
at Tennessee Tech.....	L, 2-7
Saint Louis.....	L, 5-7
Murray State.....	W, 3-0
Murray State.....	W, 11-9
Saint Louis.....	L, 4-18
Campbellsville.....	W, 16-10
Middle Tennessee.....	L, 1-2
Middle Tennessee.....	L, 4-5
Tennessee Tech.....	W, 12-4
at Kentucky Wesleyan.....	L, 1-6
at Kentucky Wesleyan.....	W, 2-1
at Murray State.....	L, 0-5
at Murray State.....	L, 1-2
Kentucky Wesleyan.....	L, 4-7
Kentucky Wesleyan.....	W, 6-5
at Austin Peay.....	W, 5-4
at Austin Peay.....	L, 2-11
Lipscomb.....	L, 7-11
Lipscomb.....	L, 12-14
Austin Peay.....	W, 7-0
Austin Peay.....	L, 1-3

**1967 (13-16-2, 3-7 OVC)**

**H: 5-7-1 • A: 8-9-1**

**OVC - 3rd West**

Campbellsville.....	W, 10-2
Bellarmine.....	W, 10-2
Tennessee Tech.....	L, 3-12
Tennessee Tech.....	T, 1-1
at Murray State.....	L, 5-9
at Murray State.....	L, 1-4
at Centre.....	W, 14-4
at Centre.....	W, 12-6

at St. Louis .....	L, 2-3
at St. Louis .....	W, 13-12
at Washington (Mo.) .....	L, 4-13
at Middle Tennessee .....	W, 4-1
at Middle Tennessee .....	L, 4-5
Austin Peay .....	W, 14-6
Austin Peay .....	W, 2-1
at Kentucky .....	W, N/A
at Bellarmine .....	W, 9-2
Middle Tennessee .....	L, 3-4
Middle Tennessee .....	L, 2-5
Murray State .....	L, 5-7
Murray State .....	L, 3-6
at Campbellsville .....	W, 3-0
Southern Illinois .....	W, 1-0
Southern Illinois .....	L, 1-8
Southern Illinois .....	L, 1-2
at Tennessee Tech .....	L, 2-14
at Tennessee Tech .....	T, 5-5
at Austin Peay .....	W, 4-3
at Austin Peay .....	L, 5-6
at Lipscomb .....	L, 2-7
at Lipscomb .....	L, 3-6

**1968 (13-11, 5-5 OVC)****H: 8-4 • A: 5-7****OVC - 2nd West**

Tennessee Tech .....	L, 4-5
Tennessee Tech .....	L, 1-9
Bellarmine .....	W, 4-3
Campbellsville .....	W, 15-2
Middle Tennessee .....	L, 0-11
Middle Tennessee .....	L, 2-4
Austin Peay .....	W, 5-3
Austin Peay .....	W, 4-0
at Lipscomb .....	W, 6-4
at Lipscomb .....	L, 1-6
at Murray State .....	W, 12-4
at Murray State .....	W, 9-6
at Southern Illinois .....	L, 0-4
at Southern Illinois .....	L, 2-11
at Middle Tennessee .....	L, 3-5
at Middle Tennessee .....	L, 3-4
Lipscomb .....	W, 6-5
Lipscomb .....	W, 5-1
Centre .....	W, 5-4
Centre .....	W, 3-0
at Austin Peay .....	W, 2-0
at Austin Peay .....	L, 6-7
at Tennessee Tech .....	L, 4-11
at Tennessee Tech .....	W, 7-3

**1969 (17-11, 10-1 OVC)****H: 10-3 • A: 6-8 • N: 1-0****OVC - West Champions**

at Middle Tennessee .....	W, 9-0
at Centre .....	W, 3-2
at Centre .....	L, 1-2
(1) vs. Air Force .....	W, 7-6
(1) at Southern Illinois .....	L, 2-7
Kentucky Southern .....	W, 11-0
Kentucky Southern .....	W, 8-3
at Murray State .....	L, 0-1
at Murray State .....	W, 5-2
Southern Illinois .....	L, 3-10

Southern Illinois .....	L, 2-6
Southern Illinois .....	W, 1-0
Murray State .....	W, 7-6
Murray State .....	W, 5-3
Tennessee Tech .....	W, 2-1
Tennessee Tech .....	L, 2-3
at Campbellsville .....	L, 1-4
at Campbellsville .....	W, 6-2
Austin Peay .....	W, 9-5
Austin Peay .....	W, 6-2
at Austin Peay .....	W, 9-0
at Austin Peay .....	W, 11-4
at Lipscomb .....	L, 0-6
at Lipscomb .....	L, 8-12
Middle Tennessee .....	W, 4-1
Middle Tennessee .....	W, 2-1
(2) at Morehead State .....	L, 6-7
(2) at Morehead State .....	L, 3-6
(1) Governor's Invitational (Carbondale, Ill.)	
(2) OVC Tournament (Morehead, Ky.)	

**1970 (18-16-1, 7-4 OVC)****H: 10-4 • A: 8-12-1****OVC - 2nd West**

Bellarmine .....	W, 3-0
Bellarmine .....	W, 11-2
at Tennessee Tech .....	L, 0-2
at Tennessee Tech .....	L, 4-11
at Murray State .....	L, 2-5
at Murray State .....	W, 7-2
at Louisville .....	L, 2-7
at Louisville .....	L, 7-8
at Centre .....	W, 21-5
at Centre .....	W, 6-5
at Middle Tennessee .....	W, 7-4
at Middle Tennessee .....	T, 7-7
at Lipscomb .....	L, 3-5
at Lipscomb .....	L, 9-10
at Saint Louis .....	L, 2-7
Campbellsville .....	L, 1-2
Campbellsville .....	W, 7-2
Murray State .....	W, 5-3
Murray State .....	L, 4-6
at Southern Illinois .....	W, 9-8
at Southern Illinois .....	L, 4-11
Middle Tennessee .....	W, 11-8
Middle Tennessee .....	W, 9-3
Austin Peay .....	W, 6-2
Austin Peay .....	L, 1-2
at Austin Peay .....	W, 4-1
at Austin Peay .....	L, 5-11
Belmont .....	W, 5-2
Belmont .....	W, 3-1
Lipscomb .....	L, 5-10
Lipscomb .....	W, 10-3
at Evansville .....	L, 4-5
at Evansville .....	W, 17-7
at Vanderbilt .....	W, 2-0
at Vanderbilt .....	L, 0-6

**1971 (12-17, 0-1 OVC)****H: 9-10 • A: 3-7****OVC - 3rd West**

at Vanderbilt .....	L, 3-9
at Vanderbilt .....	L, 5-9

GENERAL

HILLTOPPERS

2024 REVIEW

HISTORY

OPPONENTS



at Louisville.....	L, 3-4
Louisville.....	W, 4-3
Akron .....	L, 0-2
Akron .....	W, 6-1
at Middle Tennessee.....	W, 18-0
at Middle Tennessee.....	L, 1-2
Austin Peay.....	L, 3-5
Austin Peay.....	W, 5-4
Eastern Kentucky.....	L, 5-6
Eastern Kentucky.....	W, 7-4
at Morehead State.....	L, 4-7
at Morehead State.....	L, 2-6
Tennessee Tech.....	W, 5-1
at Bradley.....	L, 0-4
Vanderbilt.....	L, 0-6
Vanderbilt.....	L, 1-6
Morehead State.....	L, 1-5
Morehead State.....	L, 2-3
Morehead State.....	L, 5-6
Morehead State.....	W, 5-4
at Centre.....	W, 8-1
at Centre.....	W, 5-3
Southern Illinois.....	L, 3-4
Southern Illinois.....	L, 1-2
Southern Illinois.....	W, 7-6
Middle Tennessee.....	W, 7-5
Middle Tennessee.....	W, 5-4

## 1972 (14-11)

**H:** 10-5 • **A:** 4-6

### No OVC Play

Wittenberg.....	L, 4-12
at Austin Peay.....	W, 2-1
at Austin Peay.....	L, 0-12
Tennessee Tech.....	W, 6-2
Tennessee Tech.....	L, 2-8
Capital .....	W, 8-3
Capital .....	W, 6-5
at Vanderbilt.....	L, 0-6
Campbellsville.....	W, 6-4
Campbellsville.....	W, 5-3
at Tennessee Tech.....	W, 5-3
at Tennessee Tech.....	W, 6-1
at Middle Tennessee.....	W, 8-1
Austin Peay.....	W, 4-2
Austin Peay.....	L, 3-6
Vanderbilt.....	L, 4-5
Centre .....	W, 6-1
Centre .....	W, 7-5
Lipscomb.....	W, 5-4
Middle Tennessee.....	W, 6-2
at Eastern Kentucky.....	L, 4-5
at Eastern Kentucky.....	L, 0-1
Murray State.....	L, 2-3
at Southern Illinois.....	L, 3-8
at Southern Illinois.....	L, 3-6

## 1972-73 (21-23, 3-9 OVC)

**H:** 13-9 • **A:** 8-14

### OVC - 4th West

#### Fall

Eastern Kentucky.....	L, 4-5
Eastern Kentucky.....	W, 7-0
at Eastern Kentucky.....	W, 3-2
at Eastern Kentucky.....	L, 0-1

at Tennessee Tech.....	W, 3-1
at Tennessee Tech.....	W, 11-5
Morehead State.....	W, 5-4
Morehead State.....	L, 1-2
Middle Tennessee.....	W, 10-4
Middle Tennessee.....	W, 3-2
Tennessee Tech.....	W, 2-1
Tennessee Tech.....	W, 7-1
Murray State.....	L, 0-2
Murray State.....	L, 3-9
at Austin Peay.....	L, 1-2
at Austin Peay.....	W, 5-2
<i>Spring</i>	
Louisville.....	L, 8-9
Louisville.....	W, 7-2
at Lipscomb.....	L, 0-13
at Lipscomb.....	L, 1-4
at Middle Tennessee.....	L, 1-2
at Middle Tennessee.....	L, 0-1
at Tennessee Tech.....	L, 2-3
at Tennessee Tech.....	W, 1-0
Campbellsville.....	W, 6-1
Campbellsville.....	W, 10-2
Bellarmine.....	L, 5-7
Bellarmine.....	W, 8-0
Austin Peay.....	L, 2-3
Austin Peay.....	L, 3-4
at Vanderbilt.....	L, 4-5
at Vanderbilt.....	L, 5-9
Tennessee Tech.....	W, 3-0
Tennessee Tech.....	W, 7-4
at Murray State.....	L, 2-12
at Murray State.....	L, 0-3
at Campbellsville.....	W, 5-1
at Campbellsville.....	W, 7-0
at Bellarmine.....	L, 0-2
at Bellarmine.....	L, 4-5
at Louisville.....	W, 3-0
at Louisville.....	L, 3-7
Kentucky Wesleyan.....	W, 5-4
Kentucky Wesleyan.....	L, 2-6

## 1973-74 (30-18-1, 6-6 OVC)

**H:** 17-10 • **A:** 13-8-1

### OVC - 3rd West

#### Fall

Kentucky Wesleyan.....	W, 3-0
Kentucky Wesleyan.....	W, 8-2
at Eastern Kentucky.....	W, 8-1
at Eastern Kentucky.....	T, 1-1
at Kentucky Wesleyan.....	W, 6-1
at Kentucky Wesleyan.....	L, 3-4
at Tennessee Tech.....	W, 8-6
at Tennessee Tech.....	L, 3-5
Eastern Kentucky.....	W, 8-1
Eastern Kentucky.....	W, 5-2
Tennessee Tech.....	W, 8-6
Tennessee Tech.....	L, 3-5
at Middle Tennessee.....	W, 2-1
at Middle Tennessee.....	L, 5-10
at Murray State.....	W, 6-1
at Murray State.....	L, 2-8
Morehead State.....	W, 11-10
Morehead State.....	L, 6-8
Austin Peay.....	L, 3-5

Austin Peay .....	W, 4-3
<i>Spring</i>	
Vanderbilt.....	L, 1-7
Vanderbilt.....	W, 9-3
Lipscomb.....	W, 4-3
Lipscomb.....	L, 4-6
Louisville.....	W, 4-3
Louisville.....	W, 9-8
at Louisville.....	W, 14-7
at Louisville.....	W, 6-1
Bellarmine.....	W, 1-0
Bellarmine.....	W, 5-4
at Lipscomb.....	L, 1-9
at Lipscomb.....	W, 8-3
Union (Tenn.).....	W, 7-6
Murray State.....	L, 3-9
Murray State.....	W, 5-3
at Centre.....	L, 4-7
at Centre.....	W, 10-2
at Austin Peay.....	L, 8-15
at Austin Peay.....	W, 6-3
Kentucky Wesleyan.....	W, 13-7
Kentucky Wesleyan.....	L, 4-6
Middle Tennessee.....	W, 8-7
Middle Tennessee.....	L, 2-8
at Kentucky Wesleyan.....	W, 11-5
at Kentucky Wesleyan.....	W, 13-6
at Bellarmine.....	L, 7-8
at Bellarmine.....	W, 7-6
Southern Illinois.....	L, 4-8
Southern Illinois.....	L, 1-8

**1974-75 (21-26, 4-7 OVC)****H: 15-9 • A: 6-17****OVC - 3rd West***Fall*

Kentucky Wesleyan.....	W, 4-2
Kentucky Wesleyan.....	W, 8-2
Campbellsville.....	W, 6-1
Campbellsville.....	W, 3-2
at Kentucky Wesleyan.....	W, 6-5
at Kentucky Wesleyan.....	L, 1-6
Evansville.....	W, 2-1
Evansville.....	W, 6-2
Eastern Kentucky.....	W, 7-3
Eastern Kentucky.....	L, 3-4
Evansville.....	L, 1-2
Evansville.....	W, 1-0
Middle Tennessee.....	W, 6-2
Middle Tennessee.....	W, 2-1
at Campbellsville.....	W, 17-6
at Campbellsville.....	W, 16-7
Murray State.....	L, 2-11
Murray State.....	L, 2-3
at Austin Peay.....	L, 2-9
at Austin Peay.....	W, 4-3

*Spring*

at Eastern Kentucky.....	L, 4-5
at Eastern Kentucky.....	L, 10-11
at Louisville.....	L, 2-12
at Louisville.....	L, 3-8
Louisville.....	L, 3-4
Louisville.....	L, 5-6
Vanderbilt.....	L, 6-8
Vanderbilt.....	W, 5-4

at Kentucky.....	L, 2-6
at Kentucky.....	L, 1-2
at Murray State.....	L, 9-10
at Murray State.....	L, 3-17
at Union (Tenn.).....	W, 5-0
at Union (Tenn.).....	W, 19-7
Austin Peay.....	L, 7-10
Austin Peay.....	W, 6-0
at Vanderbilt.....	L, 1-5
at Vanderbilt.....	L, 4-12
at Lipscomb.....	L, 10-22
at Lipscomb.....	L, 1-5
Bellarmine.....	W, 7-1
Bellarmine.....	L, 0-3
at Middle Tennessee.....	L, 1-3
Centre.....	W, 8-0
Centre.....	W, 3-2
at Southern Illinois.....	L, 1-6
at Southern Illinois.....	L, 4-5

**1975-76 (12-24, 2-8 OVC)****H: 7-5 • A: 5-19****OVC - 4th West***Fall*

at Kentucky Wesleyan.....	L, 1-6
at Kentucky Wesleyan.....	L, 2-3
at Evansville.....	L, 4-6
at Evansville.....	W, 7-3
Kentucky Wesleyan.....	W, 5-4
Kentucky Wesleyan.....	W, 17-6
Evansville.....	W, 10-2
Evansville.....	W, 5-1

*Spring*

at Valdosta State.....	L, 3-8
at Valdosta State.....	L, 1-5
at Virginia.....	W, 5-3
at Mercer.....	L, 3-5
at Jacksonville.....	L, 5-6
at Jacksonville.....	L, 5-6
at Vanderbilt.....	L, 7-8
Vanderbilt.....	W, 8-2
at Louisville.....	W, 12-11
at Louisville.....	L, 4-26
Murray State.....	L, 1-5
at Murray State.....	L, 0-5
Lipscomb.....	L, 4-7
Lipscomb.....	W, 6-4
at Middle Tennessee.....	L, 3-5
at Middle Tennessee.....	L, 3-5
at Middle Tennessee.....	L, 0-3
at Middle Tennessee.....	L, 3-4
at Austin Peay.....	W, 7-0
at Austin Peay.....	W, 2-1
at Murray State.....	L, 4-6
at Murray State.....	L, 4-10
Southern Illinois.....	L, 4-6
Southern Illinois.....	L, 3-6
Kentucky Wesleyan.....	L, 0-4
Kentucky Wesleyan.....	W, 7-0
at Kentucky Wesleyan.....	L, 4-5
at Kentucky Wesleyan.....	L, 6-7

GENERAL

HILLTOPPERS

2024 REVIEW

HISTORY

OPPONENTS



## Barry Schollenberger

**1977-79 (Three Seasons)**

**77-64-3 (.545)**

### 1977 (20-23-1, 2-10 OVC)

**H:** 10-8 • **A:** 10-15-1

#### OVC - 4th West

at Campbellsville .....	W, 20-0
at Mercer .....	L, 3-8
at Tennessee Tech .....	W, 7-1
at Mercer .....	L, 6-7
at Tennessee Tech .....	W, 6-0
at Valdosta State .....	L, 2-4
at Mercer .....	L, 4-9
at Georgia Southwestern .....	W, 2-1
at Jacksonville State .....	L, 1-8
at Louisville .....	L, 3-4
Evansville .....	L, 10-13
at Austin Peay .....	L, 0-5
at Austin Peay .....	W, 7-4
Western Michigan .....	W, 3-2
Louisville .....	L, 3-4
Louisville .....	L, 4-5
at Kentucky Wesleyan .....	W, 11-8
at Kentucky Wesleyan .....	W, 10-0
Lipscomb .....	W, 8-2
IUPUI .....	W, 11-3
Murray State .....	L, 1-4
Middle Tennessee .....	L, 1-5
Middle Tennessee .....	L, 2-5
Bellarmine .....	W, 5-3
Bellarmine .....	W, 10-5
at Middle Tennessee .....	L, 0-3
at Middle Tennessee .....	L, 1-5
at Bellarmine .....	W, 8-7
at Bellarmine .....	W, 13-6
Kentucky Wesleyan .....	W, 9-6
Kentucky Wesleyan .....	L, 0-2
Austin Peay .....	W, 5-2
Austin Peay .....	L, 1-3
at Lipscomb .....	L, 5-7
at Evansville .....	L, 5-6
at Murray State .....	L, 2-10
at Murray State .....	L, 6-12
at Vanderbilt .....	W, 7-5
at Vanderbilt .....	T, 3-3
at Southern Illinois .....	L, 0-7
Trevecca Nazarene .....	W, 8-1
Eastern Kentucky .....	W, 4-3
Eastern Kentucky .....	W, 9-3
at Murray State .....	L, 12-13

### 1978 (26-19-1, 8-3-1 OVC)

**H:** 17-8-1 • **A:** 10-5-1

#### OVC - West Champions

at Georgia Southern .....	W, 8-3
at Miami (Fla.) .....	L, 2-3
at Florida State .....	L, 4-13
at Florida State .....	L, 3-16
Ohio .....	W, 13-11
at Columbus (Ga.) .....	L, 2-3
Iowa .....	W, 8-7

Iowa .....	W, 8-5
Grand Valley State .....	W, 11-6
Grand Valley State .....	L, 4-9
Eastern Illinois .....	W, 11-8
Eastern Illinois .....	L, 1-5
Eastern Illinois .....	L, 4-10
at Louisville .....	L, 2-10
at Louisville .....	W, 15-10
Evansville .....	W, 5-0
Murray State .....	W, 3-2
Murray State .....	W, 4-3
Kentucky Wesleyan .....	W, 12-3
Kentucky Wesleyan .....	W, 14-0
at Middle Tennessee .....	W, 12-1
at Middle Tennessee .....	W, 6-5
IUPUI .....	W, 9-0
Campbellsville .....	W, 15-4
Middle Tennessee .....	W, 2-0
Middle Tennessee .....	W, 7-1
Tennessee State .....	W, 16-4
at Austin Peay .....	L, 7-10
at Austin Peay .....	W, 7-3
at Lipscomb .....	L, 8-9
at Murray State .....	L, 2-6
at Murray State .....	W, 7-4
Austin Peay .....	L, 0-2
Austin Peay .....	T, 2-2
at Morehead State .....	L, 2-9
at Morehead State .....	L, 10-14
at Kentucky .....	W, 4-2
Lipscomb .....	W, 12-8
Southern Illinois .....	L, 6-7
Southern Illinois .....	L, 7-10
at Trevecca Nazarene .....	L, 0-5
at Kentucky Wesleyan .....	W, 17-0
at Kentucky Wesleyan .....	W, 10-0
(1) East Tennessee .....	W, 8-4
(1) East Tennessee .....	L, 2-3
(1) East Tennessee .....	L, 5-7

(1) OVC Tournament (Bowling Green, Ky.)

### 1979 (31-22-1, 10-10 OVC)

**H:** 18-8-1 • **A:** 13-14

#### OVC - 5th

M7 at Alabama .....	L, 2-9
M7 at Alabama .....	W, 10-1
M8 at Auburn .....	L, 1-17
M9 at Columbus (Ga.) .....	W, 6-1
M9 at Columbus (Ga.) .....	W, 7-2
M10 at Georgia Southern .....	L, 3-23
M11 at Jacksonville .....	W, 13-5
M12 at Florida .....	L, 2-3
M13 at Florida .....	L, 3-4
M15 at Canisius .....	W, 17-4
M16 at South Florida .....	L, 1-4
M17 at Florida State .....	L, 4-14
M26 Ferris State .....	W, 9-1
M26 Ferris State .....	W, 6-1
M27 Ferris State .....	W, 7-3
M27 Ferris State .....	W, 4-3
M29 Eastern Illinois .....	W, 4-0
M29 Eastern Illinois .....	W, 7-1
M30 Eastern Illinois .....	W, 9-4
M31 at Middle Tennessee .....	L, 4-5
M31 at Middle Tennessee .....	L, 1-7

A3	Louisville.....	W, 6-2
A3	Louisville.....	L, 1-2
A6	Lipscomb.....	L, 3-10
A6	Lipscomb.....	L, 6-10
A7	Eastern Kentucky.....	W, 3-0
A7	Eastern Kentucky.....	L, 3-4
A8	at Austin Peay.....	L, 2-3
A11	Murray State.....	W, 1-0
A11	Murray State.....	T, 5-5
A14	Middle Tennessee.....	W, 4-1
A14	Middle Tennessee.....	W, 2-0
A17	at Louisville.....	W, 4-2
A17	at Louisville.....	W, 4-3
A18	at Tennessee Tech.....	W, 11-1
A18	at Tennessee Tech.....	W, 15-0
A19	Northeastern Illinois.....	W, 12-0
A19	Northeastern Illinois.....	W, 10-7
A20	Northeastern Illinois.....	W, 13-3
A21	at Morehead State.....	L, 12-13
A21	at Morehead State.....	L, 7-11
A22	at Eastern Kentucky.....	W, 16-6
A22	at Eastern Kentucky.....	W, 12-1
A24	Kentucky Wesleyan.....	W, 6-3
A24	Kentucky Wesleyan.....	L, 2-7
A25	Austin Peay.....	W, 7-1
A25	Austin Peay.....	L, 3-4
A28	Morehead State.....	W, 6-4
A28	Morehead State.....	L, 4-7
A29	at Murray State.....	L, 4-10
A29	at Murray State.....	L, 2-3
M1	at Kentucky Wesleyan.....	W, 13-7
M1	vs. St. Joseph's (Ind.).....	W, 13-6
M2	Kentucky.....	L, 1-2



Joel Murrie

**1980-2005 (26 Seasons)**  
**815-656-4 (.553)**

**1980 (47-13-1, 17-3 OVC)****H:** 24-4-1 • **A:** 18-9 • **N:** 5-0**OVC - Champions****NCAA Regional (Tallahassee, Fla.)**

M9	Evansville.....	W, 4-2
M9	Evansville.....	T, 4-4
M15	(1) vs. Kentucky Wesleyan.....	W, 12-1
M15	(1) vs. Kentucky Wesleyan.....	W, 17-0
M16	at Valdosta State.....	L, 0-10
M16	at Valdosta State.....	W, 7-3
M17	at Florida.....	L, 7-8
M18	at Florida.....	L, 15-16
M19	at South Florida.....	W, 5-2
M20	at Tampa.....	L, 9-14
M21	vs. Illinois-Benedictine.....	W, 10-0
M21	at Valdosta State.....	W, 8-6
M22	at Columbus (Ga.).....	W, 13-4
M22	at Columbus (Ga.).....	L, 5-6
M23	at Troy.....	W, 4-3
M27	Indiana Southeast.....	W, 14-5
M29	at Middle Tennessee.....	W, 3-0
M29	at Middle Tennessee.....	W, 5-1
A1	Louisville.....	W, 8-3

A1	Louisville.....	W, 3-2
A2	at Kentucky Wesleyan.....	W, 7-2
A2	at Kentucky Wesleyan.....	W, 4-0
A3	McKendree.....	W, 1-0
A4	McKendree.....	W, 18-4
A4	McKendree.....	W, 3-1
A5	Eastern Kentucky.....	W, 4-1
A5	Eastern Kentucky.....	W, 20-0
A6	at Austin Peay.....	W, 5-4
A6	at Austin Peay.....	W, 9-8
A7	Quincy (Ill.).....	W, 14-4
A7	Quincy (Ill.).....	W, 6-1
A9	Thomas More.....	W, 20-3
A9	Thomas More.....	W, 7-1
A10	Murray State.....	L, 0-5
A10	Murray State.....	L, 6-8
A12	Middle Tennessee.....	W, 6-1
A12	Middle Tennessee.....	W, 5-2
A17	at Tennessee Tech.....	W, 9-3
A17	at Tennessee Tech.....	W, 7-3
A19	at Morehead State.....	W, 20-4
A19	at Morehead State.....	W, 14-11
A20	at Eastern Kentucky.....	W, 6-5
A20	at Eastern Kentucky.....	W, 12-8
A22	at Kentucky.....	L, 0-3
A22	at Kentucky.....	L, 5-6
A24	Austin Peay.....	W, 5-3
A24	Austin Peay.....	W, 16-1
A26	Morehead State.....	W, 9-2
A26	Morehead State.....	L, 4-9
A30	Kentucky.....	W, 10-6
M1	(2) Middle Tennessee.....	L, 5-8
M2	(2) Morehead State.....	W, 1-0
M2	(2) Middle Tennessee.....	W, 8-2
M3	(2) Murray State.....	W, 10-5
M3	(2) Murray State.....	W, 11-8
M6	Campbellsville.....	W, 12-11
M8	at Lipscomb.....	W, 10-7
M22	(3) vs. Vanderbilt.....	W, 15-4
M24	(3) at Florida State.....	L, 7-19
M24	(3) vs. New Orleans.....	W, 4-3
M25	(3) at Florida State.....	L, 5-10

(1) Valdosta, Ga.

(2) OVC Tournament (Bowling Green, Ky.)

(3) NCAA South Regional (Tallahassee, Fla.)

**1981 (41-18, 9-3 OVC)****H:** 22-7 • **A:** 15-10 • **N:** 4-1**OVC - North Champions**

M6	at UAB.....	L, 1-5
M7	at Albion College.....	W, 17-0
M8	at North Alabama.....	W, 14-1
M8	at North Alabama.....	W, 4-2
M9	(1) vs. Marietta (Ga.).....	L, 6-9
M10	(2) vs. Olivet.....	W, 2-1
M11	(1) vs. Missouri.....	W, 5-4
M11	(1) vs. Butler.....	W, 7-2
M12	(1) vs. Valparaiso.....	W, 6-0
M13	at Troy.....	L, 5-10
M14	at Alabama.....	L, 8-13
M15	at Alabama.....	L, 1-2
M18	at Southern Indiana.....	W, 7-4
M18	at Southern Indiana.....	L, 7-8
M19	Wayne State.....	W, 15-8
M19	Wayne State.....	W, 11-3

GENERAL

HILLTOPPERS

2024 REVIEW

HISTORY

OPPONENTS



M20	Wayne State .....	W, 19-2
M20	Wayne State .....	W, 8-3
M21	vs. Iowa .....	W, 9-1
M21	at Murray State .....	W, 13-11
M23	at Lipscomb .....	L, 0-4
M24	at Kentucky .....	L, 3-8
M26	Aurora College .....	W, 8-5
M26	Aurora College .....	W, 7-0
M28	Aurora College .....	W, 10-0
M28	Aurora College .....	W, 12-1
M29	Austin Peay .....	L, 1-9 (f)
M31	Louisville .....	W, 5-2
M31	Louisville .....	W, 5-2
A2	Tennessee State .....	L, 2-10
A5	Akron .....	W, 3-2
A5	Akron .....	W, 13-2
A6	Alabama .....	W, 10-8
A7	Kentucky Wesleyan .....	W, 7-3
A7	Kentucky Wesleyan .....	W, 9-0
A8	at Indiana Southeast .....	W, 14-10
A8	at Indiana Southeast .....	L, 2-6
A11	at Eastern Kentucky .....	W, 3-1
A11	at Eastern Kentucky .....	W, 18-6
A12	at Morehead State .....	W, 20-10
A13	Evansville .....	W, 7-2
A13	Evansville .....	W, 10-0
A14	at Louisville .....	W, 11-3
A14	at Louisville .....	L, 8-11
A16	Eastern Kentucky .....	L, 0-4
A17	Eastern Kentucky .....	W, 11-6
A18	Morehead State .....	W, 5-0
A18	Morehead State .....	W, 7-3
A21	Kentucky .....	L, 4-6
A21	Kentucky .....	L, 1-7
A25	at Akron .....	L, 4-5
A25	at Akron .....	W, 7-6
A26	at Morehead State .....	L, 6-17
A28	at Kentucky Wesleyan .....	W, 15-5
A28	at Kentucky Wesleyan .....	W, 14-2
A30	(3) Austin Peay .....	L, 9-12(f)
A30	(3) Eastern Kentucky .....	L, 8-11
M4	at Campbellsville .....	W, 11-4
M5	at Alabama .....	L, 1-9

(1) Panama City, Fla.

(2) Marianna, Fla.

(3) OVC Tournament (Bowling Green, Ky.)

(f) Forfeit

**1982 (37-10, 11-3 OVC)****H:** 22-7 • **A:** 15-3**OVC - South Champions**

M6	at Georgia Tech .....	L, 5-8
M7	at Georgia Tech .....	W, 6-3
M9	at Alabama .....	W, 9-4
M10	at Alabama .....	W, 5-2
M12	St. Xavier (Ill.) .....	W, 3-0
M12	St. Xavier (Ill.) .....	W, 6-1
M13	St. Xavier (Ill.) .....	L, 6-9
M14	Indiana .....	W, 9-1
M17	Indiana Southeast .....	W, 10-0
M17	Indiana Southeast .....	W, 7-0
M19	Cleveland State .....	W, 2-0
M20	Indiana State .....	L, 4-8
M20	Indiana State .....	W, 7-6
M21	Southern Indiana .....	W, 11-3

M21	Southern Indiana .....	W, 12-3
M23	at Evansville .....	L, 5-6
M23	at Evansville .....	W, 9-1
M26	Aurora College .....	W, 12-0
M26	Aurora College .....	W, 16-4
M27	Aurora College .....	W, 6-3
M27	Aurora College .....	W, 16-2
M28	Grand Valley State .....	L, 7-8
M29	at Louisville .....	W, 12-2
M29	at Louisville .....	W, 9-7
A1	Austin Peay .....	W, 6-5
A1	Austin Peay .....	W, 4-3
A3	at Tennessee Tech .....	W, 19-0
A3	at Tennessee Tech .....	W, 9-4
A7	at Middle Tennessee .....	W, 5-2
A7	at Middle Tennessee .....	L, 1-5
A10	Tennessee Tech .....	W, 3-0
A10	Tennessee Tech .....	L, 4-5
A12	at Kentucky Wesleyan .....	W, 7-3
A12	at Kentucky Wesleyan .....	W, 20-0
A13	Kentucky Wesleyan .....	W, 13-2
A13	Kentucky Wesleyan .....	W, 3-2
A15	at Murray State .....	W, 9-5
A15	at Murray State .....	W, 6-5
A18	Middle Tennessee .....	L, 0-3
A18	Middle Tennessee .....	W, 5-4
A21	at Austin Peay .....	W, 7-0
A21	at Austin Peay .....	W, 2-1
A23	Tennessee State .....	W, 16-3
A30	(1) Morehead State .....	L, 5-6
M1	(1) Eastern Kentucky .....	W, 6-3
M1	(1) Morehead State .....	W, 9-4
M2	(1) Middle Tennessee .....	L, 6-9

(1) OVC Tournament (Bowling Green, Ky.)

**1983 (26-22, 6-10 Sun Belt)****H:** 13-11 • **A:** 12-10 • **N:** 1-1**Sun Belt - 3rd West**

F26	Ball State .....	L, 5-6
F26	Ball State .....	W, 9-4
M3	Middle Tennessee .....	W, 4-3
M4	at Georgia State .....	L, 5-10
M6	at Central Florida .....	W, 8-2
M7	at Central Florida .....	L, 0-1
M8	at Central Florida .....	W, 5-3
M9	at Central Florida .....	L, 10-11
M10	(1) vs. Temple .....	L, 7-12
M11	(1) vs. Temple .....	W, 6-5
M12	at South Florida* .....	W, 5-2
M12	at South Florida* .....	L, 2-3
M13	at South Florida* .....	L, 7-11
M15	Bellarmine .....	W, 6-5
M15	Bellarmine .....	L, 0-5
M16	at Middle Tennessee .....	W, 11-8
M17	Huntington (Ind.) .....	W, 13-8
M19	Illinois State .....	L, 6-8
M20	Huntington (Ind.) .....	W, 17-9
M20	Huntington (Ind.) .....	W, 15-10
M23	Vanderbilt .....	L, 2-3
M24	Ferris State .....	L, 4-11
M24	Ferris State .....	L, 8-9
M26	South Alabama* .....	L, 1-7
M27	South Alabama* .....	W, 12-10
M27	South Alabama* .....	L, 4-14
M28	Kentucky Wesleyan .....	W, 7-0(f)



M28	Kentucky Wesleyan .....	W, 7-0(f)
M30	at Tennessee State .....	W, 5-4
M31	Austin Peay .....	L, 4-5
A4	at Indiana State .....	W, 9-8
A4	at Indiana State .....	L, 1-4
A9	at UAB* .....	L, 5-11
A9	at UAB* .....	W, 9-2
A10	at UAB* .....	W, 9-7
A12	at Austin Peay .....	W, 21-15
A14	at Vanderbilt .....	W, 8-1
A16	at South Alabama* .....	L, 6-7
A16	at South Alabama* .....	L, 2-8
A17	at South Alabama* .....	L, 5-7
A21	Campbellsville .....	W, 5-4
A24	UAB* .....	L, 7-9
A24	UAB* .....	W, 10-7
A28	Tennessee State .....	W, 14-5
M1	South Florida* .....	L, 3-5
M1	South Florida* .....	W, 5-0
M8	at Louisville .....	W, 10-9
M8	at Louisville .....	W, 5-3

\* Sun Belt Conference Game  
(1) Tampa, Fla.

### 1984 (23-29-2, 6-10 Sun Belt)

H: 13-12-1 • A: 8-16-1 • N: 2-1

#### Sun Belt - 4th West

F25	IUPUI .....	W, 5-2
F25	IUPUI .....	W, 8-4
F26	IUPUI .....	W, 7-4
F26	IUPUI .....	L, 3-5
M2	at Troy .....	L, 8-13
M3	at Troy .....	L, 4-10
M4	at Washington (Mo.) .....	W, 3-0
M5	(1) vs. Villanova .....	W, 6-4
M6	(1) vs. St. Joseph's (Pa.) .....	L, 0-4
M6	at Rollins .....	T, 8-8
M7	(1) vs. La Salle .....	W, 16-4
M8	at Central Florida .....	L, 2-12
M9	at South Florida* .....	W, 8-5
M10	at South Florida* .....	W, 2-1
M11	at South Florida* .....	L, 1-5
M14	Middle Tennessee .....	L, 1-4
M15	at Bellarmine .....	L, 4-7
M16	Illinois State .....	W, 5-4
M16	Xavier .....	L, 3-8
M18	Illinois State .....	L, 4-5
M18	Illinois State .....	L, 1-8
M24	at South Alabama* .....	L, 10-11
M24	at South Alabama* .....	L, 4-10
M25	at South Alabama* .....	L, 2-5
M27	Vanderbilt .....	W, 7-6
M29	at Austin Peay .....	L, 1-2
M31	Eastern Kentucky .....	W, 5-3
M31	Eastern Kentucky .....	L, 4-8
A2	Indiana State .....	W, 3-2
A2	Indiana State .....	T, 2-2
A4	Louisville .....	L, 8-13
A4	Louisville .....	L, 1-2
A7	at UAB* .....	L, 0-1
A8	at UAB* .....	L, 3-5
A9	at Samford .....	W, 11-5
A10	at Louisville .....	L, 2-12
A10	at Louisville .....	W, 14-9
A11	Austin Peay .....	W, 13-9

A12	Tennessee State .....	W, 21-1
A14	South Alabama* .....	L, 4-9
A14	South Alabama* .....	L, 11-12
A15	South Alabama* .....	L, 8-12
A17	at Cumberland (Tenn.) .....	W, 5-2
A17	at Cumberland (Tenn.) .....	W, 1-0
A18	at Tennessee State .....	W, 3-0
A21	UAB* .....	W, 5-2
A21	UAB* .....	W, 6-5
A22	UAB* .....	W, 14-12
A25	at Vanderbilt .....	L, 7-8
A26	at Cumberland (Tenn.) .....	L, 4-5
A28	South Florida* .....	L, 4-5
A28	South Florida* .....	W, 7-3
M6	at Eastern Kentucky .....	L, 1-4
M6	at Eastern Kentucky .....	L, 4-7

\* Sun Belt Conference Game

(1) Orlando, Fla.

### 1985 (43-20, 14-4 Sun Belt)

H: 24-6 • A: 17-10 • N: 2-4

#### Sun Belt - West Champions

F23	at Georgia .....	W, 4-3
F24	at Georgia .....	W, 9-4
F28	at Cumberland (Tenn.) .....	W, 11-2
F28	at Cumberland (Tenn.) .....	W, 3-2
M1	Middle Tennessee .....	W, 12-1
M2	Middle Tennessee .....	W, 13-9
M7	Evansville .....	W, 3-1
M7	Evansville .....	L, 2-8
M9	(1) at Troy .....	L, 5-8
M10	(1) at Troy .....	W, 19-3
M11	at Florida State .....	L, 5-11
M11	at Florida State .....	W, 10-6
M13	(2) vs. Valparaiso .....	L, 5-6
M14	(3) vs. Marietta (Ga.) .....	L, 4-5
M15	at South Alabama* .....	W, 16-1
M17	at South Alabama* .....	W, 2-1
M17	at South Alabama* .....	L, 5-6
M19	Tennessee .....	W, 4-3
M20	Tennessee .....	W, 11-4
M21	Vanderbilt .....	L, 9-16
M22	Huntington (Ind.) .....	W, 10-2
M23	Huntington (Ind.) .....	W, 15-1
M24	Bowling Green State .....	W, 2-1
M26	at Vanderbilt .....	L, 3-8
M29	at South Florida* .....	W, 6-5
M30	at South Florida* .....	L, 6-11
M31	at South Florida* .....	W, 9-0
A2	Indiana State .....	W, 4-0
A2	Indiana State .....	L, 6-16
A3	at Austin Peay .....	W, 5-3
A4	Middle Tennessee .....	W, 7-6
A5	St. Mary's (Minn.) .....	W, 4-1
A6	UAB* .....	W, 7-6
A6	UAB* .....	W, 7-3
A7	UAB* .....	W, 8-0
A8	Cumberland (Tenn.) .....	L, 5-13
A10	Samford .....	W, 5-2
A10	Samford .....	W, 9-1
A11	Bellarmine .....	W, 5-4
A12	South Alabama* .....	W, 10-3
A13	South Alabama* .....	W, 15-9
A14	South Alabama* .....	L, 10-13
A16	at Middle Tennessee .....	W, 8-4

GENERAL

HILLTOPPERS

2024 REVIEW

HISTORY

OPPONENTS

A18	Cumberland (Tenn.).....	W, 6-1
A20	at UAB*.....	L, 1-12
A20	at UAB*.....	W, 10-7
A21	at UAB*.....	W, 11-8
A22	at Samford.....	W, 8-5
A23	at Louisville.....	W, 19-15
A24	at Indiana State.....	L, 5-7
A24	at Indiana State.....	W, 6-5
A25	Louisville.....	W, 7-6
A27	South Florida*.....	W, 10-4
A28	South Florida*.....	W, 11-5
A29	South Florida*.....	W, 13-7
A30	at Morehead State.....	L, 4-8
M3	Kentucky.....	L, 4-7
M4	(4) vs. Kentucky.....	W, 11-5
M5	at Kentucky.....	L, 3-4
M12	(5) vs. Jacksonville.....	L, 10-11
M13	(5) vs. South Florida.....	W, 8-6
M13	(5) vs. Jacksonville.....	W, 7-4
M14	(5) at Old Dominion.....	L, 10-11

\* Sun Belt Conference Game

(1) Dothan, Ala.

(2) Panama City, Fla.

(3) Paintsville, Ky.

(4) Elizabethtown, Ky.

(5) Sun Belt Tournament (Norfolk, Va.)

## 1986 (29-31-1, 4-13 Sun Belt)

H: 19-7-1 • A: 7-22 • N: 3-2

### Sun Belt - 4th West

F21	at Alabama.....	L, 5-22
F22	at Alabama.....	W, 13-12
F23	at Alabama.....	L, 5-8
M1	at Cumberland (Tenn.).....	L, 2-3
M1	at Cumberland (Tenn.).....	W, 4-3
M2	Middle Tennessee.....	W, 2-1
M3	Lincoln (Mo.).....	W, 12-8
M4	at Lipscomb.....	W, 12-5
M5	Lincoln (Mo.).....	W, 14-1
M5	Lincoln (Mo.).....	W, 14-0
M7	at Georgia Tech.....	L, 8-10
M8	at Jacksonville.....	L, 6-10
M9	at Jacksonville.....	L, 11-12
M10	at Jacksonville.....	L, 3-11
M11	(1) vs. Missouri State.....	W, 15-0
M12	(1) vs. Missouri State.....	L, 5-6
M14	at South Florida*.....	L, 4-8
M16	at South Florida*.....	L, 2-4
M16	at South Florida*.....	L, 1-2
M21	at South Alabama*.....	L, 1-3
M22	at South Alabama*.....	L, 5-8
M23	at South Alabama*.....	L, 4-7
M25	Lipscomb.....	T, 3-3
M26	at Bellarmine.....	W, 6-4
M28	at Middle Tennessee.....	W, 8-7
M29	at UAB*.....	L, 2-5
M29	at UAB*.....	L, 4-7
M30	at UAB*.....	L, 4-8
A1	Vanderbilt.....	L, 3-6
A3	Middle Tennessee.....	W, 3-2
A4	South Florida*.....	L, 3-6
A5	South Florida*.....	L, 1-5
A5	South Florida*.....	L, 10-11
A8	Bellarmine.....	W, 14-5
A9	at Tennessee.....	L, 2-5

A11	South Alabama*.....	W, 8-4
A12	South Alabama*.....	W, 10-6
A13	South Alabama*.....	W, 10-9
A15	at Austin Peay.....	L, 5-6
A16	Cumberland (Tenn.).....	W, 11-8
A17	at Louisville.....	L, 1-4
A19	UAB*.....	W, 3-2
A19	UAB*.....	L, 3-6
A23	Franklin (Ind.).....	W, 9-0(f)
A23	Franklin (Ind.).....	W, 9-0(f)
A28	at Tennessee Tech.....	W, 3-2
A29	Austin Peay.....	W, 7-2
A30	at Vanderbilt.....	L, 8-13
M1	at Evansville.....	W, 8-6
M1	at Evansville.....	L, 1-3
M2	Tennessee Tech.....	L, 5-7
M3	Morehead State.....	W, 8-4
M3	Morehead State.....	W, 11-2
M4	Morehead State.....	W, 7-6
M10	Columbus (Ga.).....	W, 10-2
M10	Columbus (Ga.).....	L, 2-4
M11	Columbus (Ga.).....	W, 7-3
M13	(2) vs. Jacksonville.....	W, 7-5
M14	(2) vs. Old Dominion.....	W, 5-0
M15	(2) at South Florida.....	L, 1-9
M16	(2) vs. Old Dominion.....	L, 3-17

\* Sun Belt Conference Game

(1) Jacksonville, Fla.

(2) Sun Belt Tournament (Tampa, Fla.)

(f) Forfeit

## 1987 (28-28, 9-9 Sun Belt)

H: 17-5 • A: 10-19 • N: 1-4

### Sun Belt - 2nd West

F20	at Alabama.....	W, 10-4
F21	at Alabama.....	L, 5-6
F25	Lipscomb.....	W, 10-2
M2	at Middle Tennessee.....	L, 4-7
M3	Cumberland (Tenn.).....	W, 10-5
M4	Middle Tennessee.....	W, 11-5
M5	at Bellarmine.....	W, 6-1
M7	at Houston.....	W, 4-1
M7	at Houston.....	W, 5-3
M8	at Houston.....	L, 5-6
M9	at Houston.....	W, 3-2
M10	at Texas A&M.....	W, 4-1
M11	at Texas.....	L, 6-18
M12	at Baylor.....	L, 5-11
M13	at Baylor.....	L, 6-8
M14	at Arkansas.....	L, 3-8
M15	at Arkansas.....	L, 2-5
M20	Illinois.....	L, 7-10
M21	Illinois.....	L, 4-6
M22	Illinois.....	W, 12-9
M23	Cumberland (Tenn.).....	W, 7-4
M24	Bellarmine.....	W, 4-1
M28	at UAB*.....	L, 3-4
M28	at UAB*.....	L, 5-6
M29	at UAB*.....	L, 2-3
A1	at Cumberland (Tenn.).....	W, 17-3
A3	at South Florida*.....	L, 1-3
A4	at South Florida*.....	L, 0-4
A5	at South Florida*.....	W, 12-11
A7	Vanderbilt.....	L, 5-11
A8	at Middle Tennessee.....	L, 4-5

A10	South Alabama*	W, 14-8
A11	South Alabama*	W, 3-1
A12	South Alabama*	W, 14-5
A17	USC Upstate	W, 6-3
A18	UAB*	W, 4-0
A18	UAB*	W, 9-8
A19	UAB*	L, 5-10
A21	at Vanderbilt	L, 0-6
A22	at Tennessee Tech	L, 3-12
A24	at South Alabama*	L, 5-14
A25	at South Alabama*	L, 6-7
A26	at South Alabama*	L, 2-6
A28	Evansville	W, 10-9
A28	Evansville	L, 5-14
A29	Austin Peay	W, 10-8
M1	South Florida*	W, 11-10
M2	South Florida*	W, 13-6
M3	South Florida*	W, 9-6
M9	(1) vs. NC State	L, 0-4
M10	at Charlotte	W, 9-4
M11	(1) vs. Memphis	L, 3-13
M14	(2) at Old Dominion	W, 8-4
M15	(2) vs. South Alabama	W, 8-2
M16	(2) vs. South Alabama	L, 3-9
M16	(2) vs. South Alabama	L, 11-16

\* Sun Belt Conference Game

(1) Charlotte, N.C.

(2) Sun Belt Tournament (Norfolk, Va.)

### 1988 (43-21, 14-4 Sun Belt)

H: 27-9 • A: 16-12

#### Sun Belt - West Champions

F14	at Samford	W, 14-7
F20	at Alabama	L, 0-7
F21	at Alabama	L, 3-9
F23	Louisville	W, 9-8
F24	at Middle Tennessee	L, 3-4
F27	Morehead State	W, 11-10
F27	Morehead State	W, 9-2
F28	Morehead State	W, 11-0
M1	at Southern Indiana	W, 9-6
M2	Southern Indiana	W, 4-2
M5	at Houston	L, 1-9
M6	at Houston	W, 5-3
M7	at Houston	W, 8-5
M11	at Rice	L, 2-8
M12	at Rice	L, 11-14
M15	Saint Louis	W, 3-0
M15	Saint Louis	W, 8-1
M15	Saint Louis	W, 9-0 (f)
M16	at Bellarmine	L, 5-6
M17	at Cumberland (Tenn.)	W, 17-5
M19	Xavier	W, 15-13
M20	Xavier	W, 6-5
M20	Xavier	W, 3-1
M21	at Lipscomb	L, 2-4
M22	Cumberland (Tenn.)	W, 11-6
M23	Eastern Kentucky	L, 8-9
M24	at Eastern Kentucky	W, 9-2
M26	Eastern Illinois	L, 5-7
M27	Eastern Illinois	W, 6-3
M27	Eastern Illinois	W, 7-6
M28	Samford	W, 12-2
M29	Bellarmine	W, 11-5
A1	at South Alabama*	W, 7-4

A3	at South Alabama*	L, 1-11
A3	at South Alabama*	L, 3-7
A5	at Austin Peay	W, 26-13
A6	at Vanderbilt	L, 5-6
A7	Kentucky	L, 3-7
A9	UAB*	W, 10-1
A9	UAB*	W, 7-5
A10	UAB*	W, 9-4
A12	Middle Tennessee	L, 2-6
A13	Vanderbilt	L, 6-10
A15	at South Florida*	W, 6-4
A16	at South Florida*	W, 8-6
A17	at South Florida*	W, 11-8
A19	Austin Peay	W, 20-7
A20	at Louisville	W, 28-12
A21	at Kentucky	W, 18-5
A23	at UAB*	W, 9-6
A23	at UAB*	W, 10-2
A24	at UAB*	W, 8-5
A26	Evansville	W, 5-4
A27	at Evansville	L, 3-18
A29	South Alabama*	W, 17-9
A30	South Alabama*	W, 13-7
M1	South Alabama*	L, 10-12
M6	South Florida*	W, 9-8
M7	South Florida*	W, 8-7
M8	South Florida*	L, 4-5
M18	(1) Charlotte	W, 10-2
M19	(1) South Alabama	W, 7-1
M20	(1) VCU	L, 3-4
M20	(1) Jacksonville	L, 4-6

\* Sun Belt Conference Game

(1) SBC Tournament (Bowling Green, Ky.)

### 1989 (24-34, 5-13 Sun Belt)

H: 18-11 • A: 6-20 • N: 0-3

#### Sun Belt - 4th West

F11	at Coastal Carolina	L, 3-10
F12	at Coastal Carolina	L, 7-16
F25	Northeastern Illinois	W, 12-2
F25	Northeastern Illinois	W, 7-0
F26	Northeastern Illinois	W, 9-3
M1	Middle Tennessee	W, 3-1
M7	at Houston	L, 1-5
M7	at Houston	W, 5-4
M8	at Houston	L, 5-6
M9	at Rice	L, 7-8
M10	at Rice	L, 1-3
M11	at Rice	L, 4-6
M14	at Cumberland (Tenn.)	W, 9-8
M15	Eastern Kentucky	W, 6-2
M16	Kentucky	W, 7-4
M18	(1) vs. Illinois	L, 6-7
M19	(1) vs. Illinois	L, 1-4
M19	(1) vs. Illinois	L, 1-6
M22	Middle Tennessee	L, 5-7
M23	Cumberland (Tenn.)	L, 3-10
M25	Eastern Illinois	W, 9-0
M25	Eastern Illinois	W, 2-1
M26	Eastern Illinois	L, 7-8
M28	Xavier	W, 7-6
M28	Xavier	W, 3-1
A1	South Alabama*	L, 3-5
A1	South Alabama*	L, 0-2
A2	South Alabama*	L, 2-5

GENERAL

HILTOPPERS

2024 REVIEW

HISTORY

OPPONENTS

A4	at Bellarmine .....	L, 3-5
A5	Tennessee Tech .....	W, 11-3
A8	at UAB* .....	W, 12-4
A9	at UAB* .....	W, 7-2
A9	at UAB* .....	L, 3-9
A10	at Tennessee Tech .....	W, 8-4
A11	at Vanderbilt .....	L, 4-5
A12	Austin Peay .....	L, 4-5
A13	at Kentucky .....	L, 6-8
A15	UAB* .....	L, 3-7
A15	UAB* .....	W, 5-4
A16	UAB* .....	W, 15-5
A18	at Austin Peay .....	W, 13-6
A19	Vanderbilt .....	L, 7-9
A21	at South Alabama* .....	L, 2-4
A22	at South Alabama* .....	L, 7-17
A23	at South Alabama* .....	L, 5-10
A25	Evansville .....	W, 8-7
A26	at Evansville .....	L, 6-7
A28	South Florida* .....	L, 2-7
A29	South Florida* .....	W, 7-4
A30	South Florida* .....	L, 9-23
M5	at South Florida* .....	L, 9-10
M6	at South Florida* .....	L, 5-12
M7	at South Florida* .....	L, 9-12
M11	at Eastern Kentucky .....	L, 4-14
M12	at Xavier .....	L, 2-4
M13	Southern Illinois .....	W, 3-2
M13	Southern Illinois .....	W, 6-2
M15	Southern Illinois .....	W, 8-2

\* Sun Belt Conference Game

(1) Miami, Fla.

### 1990 (32-28, 8-10 Sun Belt)

H: 17-14 • A: 15-14

#### Sun Belt - 2nd West

F2	at Florida State .....	L, 3-6
F3	at Florida State .....	L, 4-6
F4	at Florida State .....	L, 4-6
F9	at Central Florida .....	W, 9-3
F10	at Central Florida .....	L, 3-13
F10	at Central Florida .....	W, 4-2
F18	at Western Carolina .....	L, 3-4
F18	at Western Carolina .....	L, 4-5
F23	Indiana .....	W, 4-3
F24	Xavier .....	W, 8-7
F28	at Middle Tennessee .....	L, 8-9
M3	at Houston .....	W, 6-3
M4	at Houston .....	L, 0-2
M5	at Houston .....	L, 3-11
M9	at Rice .....	W, 3-0
M10	at Rice .....	W, 2-1
M16	Eastern Illinois .....	W, 13-5
M17	Northern Iowa .....	W, 6-3
M18	Northern Iowa .....	L, 6-8
M20	Butler .....	L, 2-4
M20	Butler .....	W, 12-4
M22	Cincinnati .....	W, 7-6
M24	at South Alabama* .....	L, 1-4
M24	at South Alabama* .....	L, 2-3
M25	at South Alabama* .....	W, 4-0
M27	Eastern Kentucky .....	L, 2-10
M28	Vanderbilt .....	W, 1-0
M29	Louisville .....	W, 5-0
M31	South Alabama* .....	L, 1-4

M31	South Alabama* .....	W, 4-3
A1	South Alabama* .....	L, 9-12
A3	at Vanderbilt .....	W, 9-7
A4	Kentucky .....	L, 1-2
A5	at Tennessee Tech .....	L, 5-6
A7	UAB* .....	L, 0-15
A8	UAB* .....	L, 0-3
A8	UAB* .....	W, 4-2
A10	at Middle Tennessee .....	W, 5-1
A11	Austin Peay .....	W, 10-5
A12	Tennessee Tech .....	W, 6-5
A14	at UAB* .....	W, 2-0
A14	at UAB* .....	W, 6-2
A15	at UAB* .....	L, 8-9
A18	Middle Tennessee .....	W, 8-7
A18	Middle Tennessee .....	L, 4-8
A19	at Kentucky .....	W, 5-1
A23	at Austin Peay .....	W, 12-10
A24	Evansville .....	W, 8-2
A25	at Evansville .....	L, 7-19
A28	at South Florida* .....	L, 2-4
A28	at South Florida* .....	W, 6-2
A29	at South Florida* .....	W, 4-3
M5	South Florida* .....	L, 2-8
M5	South Florida* .....	W, 3-1
M6	South Florida* .....	L, 1-8
M8	Northeastern Illinois .....	L, 0-6
M9	Northeastern Illinois .....	W, 4-1
M10	at Eastern Kentucky .....	W, 14-7
M13	at Southern Illinois .....	W, 7-4
M13	at Southern Illinois .....	L, 4-7

\* Sun Belt Conference Game

### 1991 (35-25-1, 8-10 Sun Belt)

H: 25-9 • A: 9-15-1 • N: 1-1

#### Sun Belt - 3rd West

F15	at Central Florida .....	W, 14-12
F16	at Central Florida .....	L, 2-4
F17	at Central Florida .....	L, 5-6
F23	Eastern Illinois .....	W, 5-2
F23	Eastern Illinois .....	W, 20-2
F24	Eastern Illinois .....	W, 6-1
F28	Austin Peay .....	L, 6-9
M2	Xavier .....	W, 1-0
M2	Xavier .....	W, 4-0
M3	Xavier .....	W, 7-4
M6	Eastern Kentucky .....	W, 8-2
M7	Louisville .....	L, 5-12
M9	Bradley .....	W, 7-6
M9	Bradley .....	L, 4-16
M10	Bradley .....	W, 7-0
M10	Bradley .....	L, 3-7
M15	Butler .....	W, 6-0
M16	Butler .....	W, 6-0
M16	Butler .....	L, 3-4
M20	at Louisiana-Lafayette .....	L, 4-5
M21	at Louisiana-Lafayette .....	W, 5-3
M23	Illinois State .....	L, 4-5
M24	Illinois State .....	L, 0-1
M24	Illinois State .....	W, 6-5
M26	at Vanderbilt .....	W, 11-7
M27	Northeastern Illinois .....	W, 2-0
M28	Northeastern Illinois .....	W, 11-7
M30	at South Florida* .....	L, 2-5
M30	at South Florida* .....	W, 2-1

M31	at South Florida*	W, 11-5
A2	at Tennessee Tech	L, 3-4
A3	Vanderbilt	W, 6-2
A6	at UAB*	L, 5-9
A6	at UAB*	L, 6-7
A7	at UAB*	L, 8-12
A10	Austin Peay	W, 7-3
A11	at Cumberland (Tenn.)	T, 6-6
A13	South Alabama*	L, 1-2
A13	South Alabama*	W, 4-2
A14	South Alabama*	L, 4-5
A16	Tennessee Tech	W, 8-4
A17	Bellarmine	W, 4-0
A18	Kentucky	W, 10-9
A20	at South Alabama*	L, 1-2
A20	at South Alabama*	L, 3-13
A21	(1) at South Alabama*	W, 7-2
A23	Evansville	W, 5-2
A24	at Evansville	L, 2-9
A27	South Florida*	W, 9-5
A27	South Florida*	W, 4-0
A28	South Florida*	W, 6-5
M4	UAB*	W, 8-2
M4	UAB*	L, 0-7(f)
M5	UAB*	L, 6-7
M7	at Austin Peay	W, 10-5
M8	at Eastern Kentucky	L, 3-4
M9	at Kentucky	W, 3-2
M10	Middle Tennessee	W, 11-3
M15	(2) at Jacksonville	L, 2-5
M16	(2) vs. South Alabama	W, 3-2
M17	(2) vs. Old Dominion	L, 6-9

\* Sun Belt Conference Game

(1) 1,000th WKU Victory

(2) Sun Belt Tournament (Jacksonville, Fla.)

(f) Forfeit

## 1992 (30-23, 10-11 Sun Belt)

H: 22-8 • A: 6-13 • N: 2-2

### Sun Belt - 2nd East

F21	at Mercer	L, 7-11
F22	(1) vs. Georgia State	W, 15-3
F26	at Louisville	L, 7-12
F29	Marshall	L, 7-10
F29	Marshall	W, 8-2
M1	Marshall	W, 5-4
M5	at Tennessee Tech	W, 16-7
M7	Washington (Mo.)	W, 11-6
M8	Washington (Mo.)	W, 14-7
M14	at South Alabama*	L, 8-12
M14	at South Alabama*	L, 0-17
M15	at South Alabama*	L, 5-8
M17	Vanderbilt	W, 6-3
M20	Jacksonville*	L, 5-11
M21	Jacksonville*	W, 8-5
M22	Jacksonville*	L, 6-20
M24	at Eastern Kentucky	W, 20-3
M26	Tennessee Tech	W, 4-0
M27	Northeastern Illinois	W, 6-5
M28	Northeastern Illinois	W, 10-4
M28	Northeastern Illinois	W, 2-0
M31	at Vanderbilt	W, 13-10
A1	Austin Peay	W, 10-2
A3	at Central Florida*	W, 7-4
A4	at Central Florida*	W, 10-7

A5	at Central Florida*	L, 3-4
A7	Louisville	L, 10-16
A8	Middle Tennessee	L, 7-8
A9	at Kentucky	L, 9-10
A11	at Arkansas-Little Rock*	L, 11-12
A11	at Arkansas-Little Rock*	L, 5-8
A12	at Arkansas-Little Rock*	L, 6-7
A14	Southeast Louisiana	W, 7-6
A15	Southeast Louisiana	L, 18-21
A16	Morehead State	W, 8-4
A18	Arkansas-Little Rock*	W, 6-4
A18	Arkansas-Little Rock*	W, 7-2
A19	Arkansas-Little Rock*	W, 5-4
A21	at Evansville	W, 8-4
A22	Evansville	W, 8-4
A23	at Middle Tennessee	L, 10-24
A24	Central Florida*	W, 12-7
A25	Central Florida*	W, 26-12
A26	Central Florida*	L, 4-12
A27	at Austin Peay	L, 3-4
A28	at Alabama	L, 6-7
M2	South Alabama*	W, 6-2
M2	South Alabama*	L, 5-6
M3	South Alabama*	W, 8-1
M11	Austin Peay	W, 5-4
M13	(2) vs. Louisiana-Lafayette	L, 6-8
M14	(2) vs. Louisiana Tech	W, 5-4
M15	(2) vs. Lamar	L, 5-8

\* Sun Belt Conference Game

(1) Macon, Ga.

(2) Sun Belt Tournament (Mobile, Ala.)

## 1993 (30-22, 11-10 Sun Belt)

H: 17-9 • A: 12-12 • N: 1-1

### Sun Belt - 3rd East

F13	at Georgia State	W, 14-2
F14	at Georgia State	W, 20-4
F18	(1) vs. St. Francis (N.Y.)	W, 13-9
F19	at San Diego State	L, 4-6
F20	(1) vs. Nevada	L, 1-9
F21	at San Diego State	W, 10-5
M6	Northeastern Illinois	W, 9-1
M6	Northeastern Illinois	W, 6-3
M7	Northeastern Illinois	L, 3-5
M10	at Eastern Kentucky	W, 15-4
M11	at Louisville	W, 12-11
M19	at Jacksonville*	L, 2-8
M20	at Jacksonville*	L, 10-11
M21	at Jacksonville*	L, 0-6
M23	at Vanderbilt	L, 3-17
M24	Tennessee Tech	W, 12-7
M25	UAB	W, 12-2
M27	at Arkansas-Little Rock*	W, 8-5
M27	at Arkansas-Little Rock*	W, 13-9
M28	at Arkansas-Little Rock*	W, 7-4
M30	Louisville	W, 12-11
A3	Arkansas-Little Rock*	L, 5-6
A3	Arkansas-Little Rock*	L, 0-5
A4	Arkansas-Little Rock*	W, 11-7
A6	Eastern Kentucky	W, 9-6
A7	UT Martin	W, 4-0
A9	Jacksonville*	W, 9-8
A10	Jacksonville*	W, 3-2
A11	Jacksonville*	W, 19-3
A13	at Kentucky	L, 9-15

GENERAL

HILTOPPERS

2024 REVIEW

HISTORY

OPPONENTS



A14	at Marshall	W, 8-2
A16	Middle Tennessee	L, 7-8
A17	Morehead State	L, 6-7
A17	Morehead State	W, 8-7
A18	Morehead State	W, 7-2
A19	at Middle Tennessee	L, 6-10
A20	Evansville	W, 11-7
A21	at Evansville	L, 5-6
A24	at South Alabama*	L, 7-13
A24	at South Alabama*	W, 6-5
A25	at South Alabama*	L, 6-7
A27	at Austin Peay	L, 6-18
A28	Austin Peay	W, 10-5
M1	Arkansas State*	L, 6-9
M1	Arkansas State*	L, 0-9
M2	Arkansas State*	W, 3-1
M8	at Arkansas State*	L, 0-1
M8	at Arkansas State*	W, 5-2
M9	at Arkansas State*	W, 3-1
M11	Alabama	L, 11-13
M12	Kentucky	L, 6-7
M13	Vanderbilt	W, 11-10

\* Sun Belt Conference Game

(1) San Diego, Calif.

#### 1994 (22-27, 7-14 Sun Belt)

H: 12-10 • A: 10-17

##### Sun Belt - 4th East

F19	at Ole Miss	L, 7-12
F20	at Ole Miss	L, 2-6
F25	at UAB	L, 8-10
F26	at Birmingham Southern	W, 3-1
F27	at Samford	L, 2-6
M1	at Southeast Missouri State	W, 5-2
M12	at Jacksonville*	W, 2-1
M12	at Jacksonville*	L, 1-5
M13	at Jacksonville*	W, 4-1
M17	Wisconsin-Milwaukee	W, 2-0
M18	Wisconsin-Milwaukee	W, 17-16
M19	Marshall	L, 1-8
M19	Marshall	W, 5-4
M20	Marshall	L, 6-9
M22	at Vanderbilt	L, 0-7
M26	South Alabama*	L, 0-1
M28	at Louisville	W, 6-5
M30	UT Martin	W, 13-1
M31	Eastern Kentucky	W, 7-1
A2	at Arkansas State*	W, 1-0
A2	at Arkansas State*	L, 3-8
A3	at Arkansas State*	L, 3-15
A9	at Arkansas-Little Rock*	L, 9-14
A9	at Arkansas-Little Rock*	L, 1-4
A10	at Arkansas-Little Rock*	L, 0-5
A12	at Kentucky	L, 4-8
A13	Louisville	W, 14-12
A16	Jacksonville*	L, 1-4
A16	Jacksonville*	L, 1-2
A17	Jacksonville*	L, 4-6
A19	Kentucky	L, 5-12
A20	at Evansville	L, 6-7
A21	at Austin Peay	W, 14-6
A25	Middle Tennessee	W, 7-5
A26	Austin Peay	W, 4-2
A27	at Morehead State	W, 8-7
A27	at Morehead State	W, 7-3

A28	Tennessee Tech	W, 9-3
A30	Arkansas State*	L, 2-5
A30	Arkansas State*	L, 4-5
M1	Arkansas State*	W, 13-4
M7	at South Alabama*	W, 16-8
M7	at South Alabama*	L, 3-5
M8	at South Alabama*	L, 7-8
M10	at Middle Tennessee	L, 5-16
M11	at Eastern Kentucky	L, 10-11
M12	Vanderbilt	L, 1-9
M13	Arkansas-Little Rock*	W, 10-5
M13	Arkansas-Little Rock*	W, 6-5

\* Sun Belt Conference Game

#### 1995 (21-35, 6-21 Sun Belt)

H: 14-17 • A: 6-17 • N: 1-1

##### Sun Belt - 10th

F22	at Southeast Missouri	L, 11-13
F25	Northern Illinois	W, 11-6
F26	Northern Illinois	W, 2-1
F26	Northern Illinois	W, 3-1
M1	at UT Martin	W, 5-0
M3	(1) at Rice	L, 6-7
M4	(1) vs. Wyoming	W, 3-2
M5	(1) vs. Oklahoma State	L, 3-6
M9	at Louisville	W, 13-4
M11	Jacksonville*	L, 4-6
M11	Jacksonville*	L, 0-2
M12	Jacksonville*	L, 6-9
M14	at Marshall	W, 7-4
M16	Indiana Tech	W, 17-1
M16	Wisconsin-Milwaukee	L, 9-10
M18	at Arkansas State*	L, 2-4
M18	at Arkansas State*	L, 0-15
M19	at Arkansas State*	L, 0-5
M21	Kentucky	L, 7-8
M22	(2) UT Martin	W, 10-0
M25	South Alabama*	L, 8-14
M25	South Alabama*	L, 1-4
M26	South Alabama*	L, 3-9
M27	Southeast Missouri	W, 10-4
M28	Morehead State	W, 9-5
M29	at Eastern Kentucky	L, 6-8
A1	at Louisiana-Lafayette*	L, 2-9
A1	at Louisiana-Lafayette*	L, 3-11
A2	at Louisiana-Lafayette*	W, 7-5
A4	Louisville	L, 6-9
A6	Tennessee Tech	W, 11-4
A8	New Orleans*	L, 5-11
A8	New Orleans*	L, 4-8
A9	New Orleans*	L, 3-9
A12	Eastern Kentucky	W, 14-9
A14	at UTPA*	W, 13-5
A15	at UTPA*	L, 9-12
A15	at UTPA*	L, 2-3
A18	Evansville	L, 6-10
A19	at Evansville	L, 9-10
A20	Austin Peay	W, 8-4
A22	at Arkansas-Little Rock*	W, 5-3
A22	at Arkansas-Little Rock*	L, 2-4
A23	at Arkansas-Little Rock*	L, 10-11
A25	at Austin Peay	L, 4-5
A26	Middle Tennessee	L, 4-14
A27	at Kentucky	L, 3-8
A29	Lamar*	L, 6-13

A29	Lamar*	.....	L, 1-6
A30	(3) Lamar*	.....	W, 6-5
M5	Louisiana Tech*	.....	L, 2-13
M6	Louisiana Tech*	.....	W, 9-8
M6	Louisiana Tech*	.....	W, 8-1
M8	Vanderbilt	.....	W, 7-6
M9	at Middle Tennessee	.....	L, 7-12
M10	at Vanderbilt	.....	L, 1-12

\* Sun Belt Conference Game

(1) Rice Tournament (Houston, Texas)

(2) Joel Murrie's 500th WKU Victory

(3) 2,000th WKU Game

### 1996 (29-26, 9-17 Sun Belt)

H: 17-8 • A: 12-18

#### Sun Belt - 9th

F16	at LSU	.....	L, 0-9
F17	at LSU	.....	L, 0-18
F18	at LSU	.....	L, 1-18
F24	at Wofford	.....	W, 6-4
F24	at Wofford	.....	L, 4-5
F25	at Wofford	.....	W, 8-0
M2	Marshall	.....	L, 4-12
M2	Marshall	.....	W, 9-5
M3	Marshall	.....	W, 22-6
M9	at Louisiana Tech*	.....	W, 12-6
M9	at Louisiana Tech*	.....	W, 5-2
M10	at Louisiana Tech*	.....	W, 5-4
M12	Indiana Tech	.....	W, 13-12
M13	Wisconsin-Milwaukee	.....	W, 8-7
M14	Indiana Tech	.....	W, 5-1
M16	at New Orleans*	.....	L, 8-19
M16	at New Orleans*	.....	L, 5-7
M17	at New Orleans*	.....	L, 3-5
M23	Louisiana-Lafayette*	.....	L, 2-7
M23	Louisiana-Lafayette*	.....	W, 7-1
M24	Louisiana-Lafayette*	.....	L, 0-2
M26	at Eastern Kentucky	.....	L, 5-6
M27	at Louisville	.....	W, 17-3
M30	Arkansas-Little Rock*	.....	W, 5-4
M30	Arkansas-Little Rock*	.....	L, 1-10
A1	Kentucky	.....	W, 17-16
A2	Austin Peay	.....	L, 3-17
A3	Vanderbilt	.....	W, 3-2
A6	at Lamar*	.....	L, 14-15
A6	at Lamar*	.....	L, 7-20
A7	at Lamar*	.....	L, 4-5
A9	Eastern Kentucky	.....	W, 10-7
A11	Middle Tennessee	.....	W, 8-4
A13	at South Alabama*	.....	L, 4-15
A13	at South Alabama*	.....	L, 3-4
A14	at South Alabama*	.....	L, 7-9
A16	Louisville	.....	W, 12-9
A17	at Austin Peay	.....	W, 8-4
A18	Tennessee Tech	.....	W, 14-0
A20	Arkansas State*	.....	L, 2-3
A20	Arkansas State*	.....	L, 0-4
A21	Arkansas State*	.....	W, 11-3
A23	at Vanderbilt	.....	L, 12-13
A24	Murray State	.....	W, 19-1
A25	at Middle Tennessee	.....	L, 5-10
A27	at Jacksonville*	.....	L, 6-8
A27	at Jacksonville*	.....	W, 12-5
A28	at Jacksonville*	.....	W, 11-1
M3	UTPA*	.....	L, 4-5

M4	UTPA*	.....	W, 3-1
M4	UTPA*	.....	L, 3-4
M8	at Kentucky	.....	W, 7-5
M10	at Wofford	.....	W, 13-5
M11	at Wofford	.....	W, 7-3
M11	at Wofford	.....	W, 14-0

\* Sun Belt Conference Game

### 1997 (26-27, 10-17 Sun Belt)

H: 19-11 • A: 7-16

#### Sun Belt - 9th

F15	at Georgia Tech	.....	L, 0-6
F15	at Georgia Tech	.....	L, 2-14
F16	at Georgia Tech	.....	L, 10-22
F22	Butler	.....	W, 8-3
F22	Butler	.....	W, 2-1
F23	Butler	.....	W, 8-3
F28	at Northeastern Illinois	.....	L, 3-5
M4	at Louisville	.....	W, 11-7
M7	at UTPA*	.....	L, 6-8
M7	at UTPA*	.....	W, 11-5
M8	at UTPA*	.....	W, 6-1
M11	Sue Bennett	.....	W, 21-3
M12	Indiana Tech	.....	W, 12-1
M15	at Arkansas State*	.....	W, 2-0
M15	at Arkansas State*	.....	L, 3-4
M16	at Arkansas State*	.....	L, 2-5
M18	Murray State	.....	W, 8-2
M19	Louisville	.....	W, 8-7
M22	South Alabama*	.....	W, 5-4
M22	South Alabama*	.....	W, 3-2
M23	South Alabama*	.....	L, 1-5
M25	at Eastern Kentucky	.....	L, 5-10
M26	at Vanderbilt	.....	L, 5-10(f)
M29	at Arkansas-Little Rock*	.....	L, 7-13
M29	at Arkansas-Little Rock*	.....	L, 4-6
M30	at Arkansas-Little Rock*	.....	W, 10-1
A1	Middle Tennessee	.....	W, 11-10
A2	at Austin Peay	.....	L, 8-22
A5	Lamar*	.....	L, 9-17
A6	Lamar*	.....	L, 7-10
A6	Lamar*	.....	W, 5-3
A8	at Kentucky	.....	L, 8-9
A9	Vanderbilt	.....	L, 6-16(f)
A12	at Louisiana-Lafayette*	.....	L, 8-19
A12	at Louisiana-Lafayette*	.....	L, 5-6
A13	at Louisiana-Lafayette*	.....	L, 3-9
A15	Evansville	.....	L, 3-6
A16	Austin Peay	.....	W, 9-3
A18	Jacksonville*	.....	W, 5-4
A18	Jacksonville*	.....	L, 5-19
A19	Jacksonville*	.....	W, 15-14
A22	at Evansville	.....	L, 7-10
A23	Murray State	.....	W, 13-3
A26	Louisiana Tech*	.....	L, 11-16
A26	(1) Louisiana Tech*	.....	L, 1-13
A27	Louisiana Tech*	.....	L, 8-15
A29	Kentucky	.....	W, 10-7
A30	Eastern Kentucky	.....	W, 10-6
M3	New Orleans*	.....	W, 11-4
M3	New Orleans*	.....	L, 7-10
M4	New Orleans*	.....	L, 8-20
M10	Tennessee Tech	.....	L, 4-6
M11	at Tennessee Tech	.....	W, 7-2

\* Sun Belt Conference Game

GENERAL

HILLTOPPERS

2024 REVIEW

HISTORY

OPPONENTS

(1) Joel Murrie's 1,000th Game

(f) Forfeit

### 1998 (27-24, 12-14 Sun Belt)

H: 15-12 • A: 12-12

#### Sun Belt - 7th

F14	Xavier.....	W, 3-2
F14	Xavier.....	W, 6-0
F15	Xavier.....	W, 13-8
F20	at Troy.....	W, 12-8
F21	at Troy.....	L, 8-11
F24	at Florida.....	L, 2-3
F25	at Florida.....	L, 2-3
F27	Wisconsin-Milwaukee.....	W, 5-0
F27	Wisconsin-Milwaukee.....	L, 4-12
F28	Wisconsin-Milwaukee.....	L, 7-9
F28	Illinois State.....	W, 12-5
M1	Cincinnati.....	W, 6-1
M8	at New Orleans*.....	L, 1-14
M8	at New Orleans*.....	W, 9-3
M14	at Jacksonville*.....	L, 6-7
M14	at Jacksonville*.....	L, 2-10
M15	at Jacksonville*.....	L, 3-10
M18	Yale.....	L, 2-3
M18	Yale.....	W, 6-2
M20	UTPA*.....	L, 1-4
M20	UTPA*.....	W, 9-8
M21	UTPA*.....	W, 15-3
M24	Louisville.....	W, 10-9
M25	at Tennessee Tech.....	W, 10-9
M28	at Lamar*.....	L, 3-7
M28	at Lamar*.....	L, 4-8
M29	at Lamar*.....	W, 7-3
A1	Tennessee Tech.....	L, 10-13
A4	Arkansas State*.....	L, 7-22
A4	Arkansas State*.....	L, 5-6
A5	Arkansas State*.....	W, 8-7
A7	at Vanderbilt.....	L, 7-14
A8	Austin Peay.....	L, 8-9
A11	Arkansas-Little Rock*.....	W, 6-2
A11	Arkansas-Little Rock*.....	W, 3-2
A12	Arkansas-Little Rock*.....	W, 7-6
A14	at Kentucky.....	W, 8-6
A15	at Austin Peay.....	W, 6-4
A18	at South Alabama*.....	L, 3-7
A18	at South Alabama*.....	W, 2-0
A19	at South Alabama*.....	W, 8-3
A21	Vanderbilt.....	W, 13-10
A23	at Middle Tennessee.....	W, 5-4
A25	at Louisiana Tech*.....	W, 18-5
A25	at Louisiana Tech*.....	W, 4-2
A26	at Louisiana Tech*.....	L, 9-12
A28	Kentucky.....	L, 3-13
M2	Louisiana-Lafayette*.....	L, 3-9
M2	Louisiana-Lafayette*.....	L, 4-15
M3	Louisiana-Lafayette*.....	L, 0-6
M5	at Eastern Kentucky.....	W, 17-6

\* Sun Belt Conference Game

### 1999 (38-24, 21-12 Sun Belt)

H: 21-11 • A: 13-11 • N: 4-2

#### Sun Belt - 3rd

F20	Illinois State.....	L, 4-9
F21	Illinois State.....	W, 9-4
F22	Illinois State.....	W, 4-3

F26	Cincinnati.....	W, 10-0
F26	Marshall.....	W, 9-5
F27	Marshall.....	W, 6-2
F28	Cincinnati.....	W, 13-10
M2	at Louisville.....	L, 6-9
M5	at South Alabama*.....	L, 4-7
M6	at South Alabama*.....	L, 5-8
M7	(1) at South Alabama*.....	W, 5-3
M10	Louisville.....	L, 8-9
M13	at New Orleans*.....	W, 11-2
M13	at New Orleans*.....	W, 12-3
M14	at New Orleans*.....	L, 5-10
M16	at Belmont.....	W, 16-3
M18	Western Illinois.....	W, 13-6
M20	Arkansas State*.....	W, 5-0
M20	Arkansas State*.....	L, 3-4
M21	Arkansas State*.....	W, 10-3
M24	at Vanderbilt.....	L, 4-7
M26	at Louisiana-Lafayette*.....	L, 4-5
M27	at Louisiana-Lafayette*.....	L, 3-5
M28	at Louisiana-Lafayette*.....	L, 3-4
M30	at Murray State.....	W, 10-2
A2	South Alabama*.....	W, 10-1
A3	South Alabama*.....	L, 4-5
A4	South Alabama*.....	L, 1-2
A6	at Middle Tennessee.....	L, 7-9
A7	Austin Peay.....	L, 4-12
A8	at Eastern Kentucky.....	L, 11-18
A10	New Orleans*.....	W, 7-5
A10	New Orleans*.....	W, 5-0
A11	New Orleans*.....	W, 6-0
A13	Middle Tennessee.....	W, 6-3
A17	at Arkansas State*.....	W, 13-4
A17	at Arkansas State*.....	L, 0-1
A18	at Arkansas State*.....	W, 9-3
A20	Evansville.....	L, 3-5
A21	Eastern Kentucky.....	L, 6-12
A23	Louisiana-Lafayette*.....	L, 4-8
A24	Louisiana-Lafayette*.....	W, 9-8
A25	Louisiana-Lafayette*.....	W, 8-5
A27	at Kentucky.....	W, 7-5
A28	Tennessee Tech.....	L, 4-8
M1	at Arkansas-Little Rock*.....	W, 13-1
M1	at Arkansas-Little Rock*.....	W, 5-4
M2	at Arkansas-Little Rock*.....	W, 7-5
M6	at Austin Peay.....	W, 13-1
M8	FIU*.....	W, 4-3
M8	FIU*.....	W, 8-1
M9	FIU*.....	W, 10-7
M12	at Evansville.....	W, 11-7
M14	Louisiana Tech*.....	W, 5-3
M15	Louisiana Tech*.....	L, 9-10
M15	Louisiana Tech*.....	W, 4-3
M18	(2) vs. Louisiana Tech.....	W, 4-3
M19	(2) vs. Louisiana-Lafayette.....	L, 2-9
M20	(2) vs. Arkansas-Little Rock.....	W, 9-2
M21	(2) vs. South Alabama.....	W, 6-5
M21	(2) vs. Louisiana-Lafayette.....	W, 6-0
M22	(2) vs. FIU.....	L, 2-3

\* Sun Belt Conference Game

(1) Joel Murrie's 600th Win

(2) SBC Tournament (New Orleans, La.)

**2000 (24-35, 11-18 Sun Belt)****H: 12-19 • A: 11-14 • N: 1-2****Sun Belt - 7th**

J29	at Florida State.....	L, 1-8
J29	at Florida State.....	L, 1-2
J30	at Florida State.....	L, 1-6
F20	Saint Louis.....	W, 12-2
F20	Saint Louis.....	W, 7-4
F22	at Belmont.....	W, 8-1
F23	at Louisville.....	L, 4-6
F25	Purdue.....	L, 3-6
F26	Ohio.....	W, 10-1
F27	Ohio.....	W, 7-3
F29	at Murray State.....	W, 17-10
M3	Illinois State.....	W, 10-7
M4	Illinois State.....	L, 6-9
M5	Illinois State.....	L, 5-10
M7	Yale.....	L, 3-5
M11	at Arkansas-Little Rock*.....	W, 6-0
M11	at Arkansas-Little Rock*.....	W, 6-4
M12	at Arkansas-Little Rock*.....	W, 4-0
M15	Yale.....	L, 3-5
M17	at FIU*.....	L, 6-7
M18	at FIU*.....	L, 7-11
M22	Louisville.....	L, 7-8
M24	Louisiana Tech*.....	W, 5-1
M24	Louisiana Tech*.....	L, 2-21
M25	Louisiana Tech*.....	L, 2-3
M28	at Tennessee Tech.....	W, 5-4
M31	South Alabama*.....	W, 4-3
A1	South Alabama*.....	L, 3-4
A2	South Alabama*.....	L, 3-4
A4	Tennessee Tech.....	L, 6-8
A5	Vanderbilt.....	L, 3-9
A7	New Orleans*.....	W, 3-0
A9	New Orleans*.....	L, 6-7
A9	New Orleans*.....	L, 2-9
A12	Eastern Kentucky.....	W, 7-1
A14	at Arkansas State*.....	W, 4-0
A15	at Arkansas State*.....	W, 8-2
A16	at Arkansas State*.....	W, 5-0
A18	at Austin Peay.....	W, 7-5
A19	Kentucky.....	W, 8-4
A21	at Louisiana-Lafayette*.....	L, 4-5
A22	at Louisiana-Lafayette*.....	L, 3-5
A23	at Louisiana-Lafayette*.....	L, 2-5
A25	at Vanderbilt.....	L, 10-16
A26	Middle Tennessee.....	L, 6-11
A28	Arkansas-Little Rock*.....	L, 4-6
A29	Arkansas-Little Rock*.....	L, 8-10
A30	Arkansas-Little Rock*.....	W, 9-5
M5	FIU*.....	W, 3-2
M5	FIU*.....	L, 5-10
M6	FIU*.....	L, 6-8
M9	at Kentucky.....	L, 1-3
M10	at Eastern Kentucky.....	W, 16-6
M12	at Louisiana Tech.....	L, 10-11
M12	at Louisiana Tech.....	L, 3-12
M13	at Louisiana Tech.....	L, 4-9
M17	(1) vs. Louisiana-Lafayette.....	W, 8-3
M18	(1) vs. FIU.....	L, 6-9
M19	(1) vs. Louisiana-Lafayette.....	L, 3-7

\* Sun Belt Conference Game

(1) Sun Belt Tournament (Mobile, Ala.)

**2001 (32-27, 14-13 Sun Belt)****H: 20-10 • A: 11-15 • N: 1-2****Sun Belt - 4th**

F3	at Florida State.....	L, 4-5
F4	at Florida State.....	L, 4-8
F9	at College of Charleston.....	W, 10-3
F10	at College of Charleston.....	W, 7-5
F11	at Charleston Southern.....	L, 3-4
F17	Illinois State.....	L, 3-8
F18	Illinois State.....	L, 2-8
F18	Illinois State.....	W, 6-5
F23	Asbury.....	W, 20-5
F24	Western Illinois.....	W, 7-1
F25	Western Illinois.....	W, 4-3
M2	Toledo.....	W, 7-4
M3	Toledo.....	W, 12-3
M3	Toledo.....	W, 12-8
M10	Oakland.....	W, 6-2
M10	Oakland.....	W, 4-3
M11	Oakland.....	W, 25-6
M13	Kentucky State.....	W, 31-0
M16	Louisiana-Lafayette*.....	L, 3-5
M17	Louisiana-Lafayette*.....	W, 5-0
M18	Louisiana-Lafayette*.....	L, 5-7
M20	at Murray State.....	W, 8-4
M21	at Louisville.....	L, 1-4
M23	Arkansas State*.....	L, 7-12
M24	Arkansas State*.....	W, 15-4
M25	Arkansas State*.....	W, 8-4
M27	Kentucky.....	W, 9-2
M28	at Vanderbilt.....	L, 5-6
M30	at New Orleans*.....	W, 12-2
M31	at New Orleans*.....	W, 6-3
A1	at New Orleans*.....	L, 2-3
A3	Tennessee Tech.....	L, 1-11
A4	at Austin Peay.....	L, 12-14
A6	at South Alabama*.....	L, 2-11
A7	at South Alabama*.....	W, 11-10
A8	at South Alabama*.....	L, 1-12
A10	Austin Peay.....	W, 8-2
A13	at New Mexico State*.....	W, 7-3
A14	at New Mexico State*.....	W, 10-9
A15	at New Mexico State*.....	W, 16-7
A18	at Kentucky.....	L, 5-9
A20	Arkansas-Little Rock*.....	W, 9-3
A21	Arkansas-Little Rock*.....	W, 7-4
A22	Arkansas-Little Rock*.....	L, 3-15
A24	Louisville.....	L, 2-4
A25	Eastern Kentucky.....	W, 17-3
A27	at FIU*.....	L, 2-6
A28	at FIU*.....	L, 2-5
A29	at FIU*.....	W, 3-2
M4	Middle Tennessee*.....	L, 1-5
M5	Middle Tennessee*.....	L, 4-10
M5	Middle Tennessee*.....	W, 1-0
M9	at Eastern Kentucky.....	L, 4-5
M11	at Louisiana Tech*.....	L, 8-11
M11	at Louisiana Tech*.....	L, 12-13
M12	at Louisiana Tech*.....	W, 7-5
M16	(1) vs. New Orleans.....	W, 2-1
M17	(1) vs. Middle Tennessee.....	L, 4-9
M18	(1) vs. New Orleans.....	L, 4-13

\* Sun Belt Conference Game

(2) Sun Belt Tournament (Lafayette, La.)

GENERAL

HILLTOPPERS

2024 REVIEW

HISTORY

OPPONENTS

**2002 (38-20, 14-9 Sun Belt)**
**H: 27-7 • A: 9-10 • N: 2-3**
**Sun Belt - 3rd**

F8	Western Illinois	W, 11-0
F9	Western Illinois	W, 14-4
F10	Western Illinois	W, 3-2
F15	at San Diego State	L, 3-17
F16	(1) vs. Oregon State	L, 2-6
F16	at San Diego State	L, 2-4
F22	Asbury	W, 13-2
F23	Illinois State	W, 5-4
F23	Illinois State	W, 11-0
F24	Illinois State	W, 10-3
M2	Bradley	W, 4-3
M2	Bradley	W, 12-3
M9	Dayton	W, 7-6
M9	Dayton	L, 4-6
M10	Dayton	L, 2-9
M12	Eastern Kentucky	W, 3-2
M13	Valparaiso	W, 9-5
M16	Bowling Green State	L, 1-3
M16	(2) Bowling Green State	W, 6-2
M17	Bowling Green State	W, 8-7
M22	at Arkansas-Little Rock*	W, 8-3
M23	at Arkansas-Little Rock*	L, 6-8
M24	at Arkansas-Little Rock*	L, 3-7
M31	at Arkansas State*	W, 7-3
M31	at Arkansas State*	W, 7-4
A2	Austin Peay	W, 14-2
A3	Vanderbilt	W, 13-6
A5	FIU*	W, 8-2
A6	FIU*	W, 14-5
A7	FIU*	W, 8-6
A9	at Louisville	W, 10-9
A12	at Middle Tennessee*	W, 5-3
A13	at Middle Tennessee*	W, 10-4
A14	at Middle Tennessee*	L, 4-6
A16	at Austin Peay	L, 7-8
A17	at Kentucky	W, 5-1
A18	Brescia	W, 8-4
A23	at Lipscomb	W, 8-3
A26	New Orleans*	W, 4-1
A27	New Orleans*	W, 3-2
A28	New Orleans*	W, 13-12
A30	at Louisville	L, 3-11
M3	at Louisiana-Lafayette	W, 5-4
M4	at Louisiana-Lafayette	L, 1-5
M5	at Louisiana-Lafayette	L, 3-4
M7	at Vanderbilt	L, 9-10
M11	New Mexico State*	W, 15-1
M11	New Mexico State*	L, 0-2
M12	New Mexico State*	L, 2-4
M14	Kentucky	W, 9-6
M15	at Eastern Kentucky	W, 11-0
M18	South Alabama	W, 13-4
M18	South Alabama	L, 2-4
M19	South Alabama	L, 7-13
M22	(3) vs. New Mexico State	L, 0-6
M23	(3) vs. Louisiana-Lafayette	W, 2-1
M24	(3) vs. Arkansas State	W, 9-8
M24	(3) vs. New Mexico State	L, 5-7

*\* Sun Belt Conference Game*
*(1) San Diego, Calif.*
*(2) Joel Murrie's 700th Win*
*(3) Sun Belt Tournament (Mobile, Ala.)*
**2003 (34-22, 12-11 Sun Belt)**
**H: 21-9 • A: 10-12 • N: 3-1**
**Sun Belt - 4th**

F14	at Central Florida	W, 4-2
F15	at Central Florida	L, 5-6
F16	at Central Florida	W, 4-3
F28	Wright State	W, 8-4
M1	Wright State	W, 11-0
M1	Wright State	W, 2-1
M2	Wright State	L, 4-10
M4	Dayton	W, 3-0
M7	Northern Iowa	L, 7-9
M8	Northern Iowa	L, 4-5
M9	Northern Iowa	W, 10-4
M11	at Louisville	L, 1-18
M12	Belmont	L, 1-4
M15	Michigan State	W, 3-2
M15	Michigan State	W, 13-3
M16	Michigan State	W, 5-0
M21	Louisiana-Lafayette*	W, 4-3
M22	Louisiana-Lafayette*	L, 0-1
M23	Louisiana-Lafayette*	W, 7-3
M25	Louisville	W, 4-3
M26	at Eastern Kentucky	L, 8-12
M28	at FIU*	L, 9-10
M29	at FIU*	W, 11-7
M30	at FIU*	L, 9-10
A1	at Vanderbilt	W, 11-4
A4	Arkansas State*	W, 2-1
A5	Arkansas State*	L, 1-6
A8	at Austin Peay	W, 9-2
A11	at South Alabama*	L, 1-6
A12	at South Alabama*	L, 7-11
A13	at South Alabama*	W, 10-6
A16	Kentucky	W, 3-2
A18	Lipscomb	W, 7-6
A19	Lipscomb	L, 3-11
A20	at Lipscomb	L, 0-3
A22	at Murray State	W, 4-0
A25	Middle Tennessee*	W, 5-1
A26	Middle Tennessee*	W, 15-7
A27	Middle Tennessee*	L, 2-6
A30	Murray State	W, 13-7
M2	at New Mexico State*	L, 4-10
M3	at New Mexico State*	L, 6-9
M3	at New Mexico State*	L, 7-18
M6	Vanderbilt	L, 0-4
M9	Arkansas-Little Rock*	W, 7-6
M10	Arkansas-Little Rock*	W, 9-4
M11	Arkansas-Little Rock*	W, 3-2
M13	at Kentucky	W, 10-3
M14	Eastern Kentucky	W, 9-8
M16	at New Orleans*	W, 8-5
M17	at New Orleans*	L, 8-13
M18	at New Orleans*	W, 6-5
M21	(1) vs. FIU	W, 13-9
M22	(1) vs. South Alabama	W, 10-9
M23	(1) vs. FIU	W, 8-3
M24	(1) vs. Middle Tennessee	L, 5-8

*\* Sun Belt Conference Game*
*(1) Sun Belt Tournament (Lafayette, La.)*



**2004 (35-28, 12-12 Sun Belt)****H:** 16-11 • **A:** 16-13 • **N:** 3-4**Sun Belt - 4th / SBC Tournament Champions****NCAA Regional (Oxford, Miss.)**

F13	at UNLV.....	L, 4-13
F14	at UNLV.....	L, 6-7
F15	at UNLV.....	L, 4-17
F17	at UT Martin.....	W, 8-2
F20	Ohio.....	L, 9-11
F21	Ohio.....	W, 5-2
F22	Ohio.....	W, 16-4
F27	(1) vs. Illinois.....	L, 0-4
F27	(1) at Mississippi State.....	L, 0-12
F28	(1) vs. Illinois.....	L, 0-10
M3	at Vanderbilt.....	W, 10-9
M6	Dayton.....	W, 4-3
M6	Dayton.....	W, 5-3
M7	Dayton.....	W, 16-6
M9	at Belmont.....	L, 3-9
M10	Kentucky.....	L, 6-18
M12	Lipscomb.....	W, 5-2
M13	at Lipscomb.....	L, 8-10
M14	at Lipscomb.....	W, 4-3
M17	Youngstown State.....	W, 8-3
M18	Youngstown State.....	W, 10-9
M19	Youngstown State.....	W, 11-9
M21	Eastern Kentucky.....	L, 6-16
M23	at Louisville.....	W, 8-1
M24	at Murray State.....	L, 11-13
M26	at Louisiana-Lafayette*.....	L, 3-4
M27	at Louisiana-Lafayette*.....	L, 3-4
M28	at Louisiana-Lafayette*.....	W, 9-7
M31	Tennessee-Martin.....	W, 11-7
A2	FIU*.....	W, 2-1
A3	FIU*.....	L, 8-17
A4	FIU*.....	L, 6-7
A6	Louisville.....	L, 6-9
A9	at Arkansas State*.....	W, 10-4
A10	at Arkansas State*.....	W, 17-10
A11	at Arkansas State*.....	L, 6-10
A14	at Austin Peay.....	W, 13-1
A16	South Alabama*.....	L, 1-6
A17	South Alabama*.....	L, 6-7
A17	South Alabama*.....	W, 9-6
A18	Lipscomb.....	W, 12-1
A19	at Lipscomb.....	W, 6-5
A30	at Middle Tennessee*.....	W, 15-3
M1	at Middle Tennessee*.....	L, 5-8
M2	at Middle Tennessee*.....	L, 7-11
M7	New Mexico State*.....	L, 1-2
M8	New Mexico State*.....	W, 7-4
M8	New Mexico State*.....	L, 1-11
M11	at Kentucky.....	L, 5-10
M12	at Eastern Kentucky.....	W, 20-11
M14	at Arkansas-Little Rock*.....	W, 12-3
M15	at Arkansas-Little Rock*.....	W, 6-4
M16	at Arkansas-Little Rock*.....	W, 10-8
M21	New Orleans*.....	W, 1-0
M22	New Orleans*.....	L, 1-4
M23	New Orleans*.....	W, 12-11
M26	(2) at South Alabama.....	W, 6-3
M27	(2) vs. FIU.....	W, 6-5
M28	(2) vs. FIU.....	W, 13-7
M29	(2) vs. Middle Tennessee.....	W, 14-4
J4	(3) at Ole Miss.....	W, 1-0

J5	(3) vs. Tulane.....	L, 0-7
J5	(3) vs. Washington.....	L, 1-4

\* Sun Belt Conference Game

(1) Miss. State Challenge (Starkville, Miss.)

(2) Sun Belt Tournament (Mobile, Ala.)

(3) NCAA Regional (Oxford, Miss.)

**2005 (21-37, 8-18 Sun Belt)****H:** 13-16 • **A:** 7-17 • **N:** 1-4**Sun Belt - 8th**

F11	(1) at Winthrop.....	L, 6-7
F12	(1) vs. Wake Forest.....	L, 5-10
F13	(1) vs. Maryland.....	L, 1-2
F18	Saint Louis.....	W, 12-8
F19	Saint Louis.....	L, 2-5
F25	Central Michigan.....	W, 7-6
F26	Central Michigan.....	L, 1-4
F26	Central Michigan.....	L, 4-8
F27	Central Michigan.....	L, 1-5
M4	Illinois State.....	W, 6-4
M5	Illinois State.....	L, 1-7
M6	Illinois State.....	L, 4-6
M11	at Wofford.....	W, 14-2
M12	at Wofford.....	W, 18-4
M13	at Wofford.....	L, 9-13
M18	Akron.....	W, 6-3
M19	Akron.....	W, 6-4
M20	Akron.....	L, 9-16
M23	at Belmont.....	L, 8-9
M25	at New Orleans*.....	W, 14-5
M26	at New Orleans*.....	L, 5-6
M27	at New Orleans*.....	L, 5-14
M30	Kentucky State.....	W, 21-3
A2	Arkansas-Little Rock*.....	L, 6-7
A2	Arkansas-Little Rock*.....	L, 2-5
A3	Arkansas-Little Rock*.....	W, 8-6
A5	Louisville.....	L, 4-9
A8	at New Mexico State*.....	L, 7-16
A9	at New Mexico State*.....	L, 11-20
A10	at New Mexico State*.....	L, 4-9
A12	at Vanderbilt.....	L, 6-9
A13	Eastern Kentucky.....	W, 9-5
A15	Middle Tennessee*.....	L, 5-7
A16	Middle Tennessee*.....	W, 10-1
A17	Middle Tennessee*.....	L, 8-9
A20	Vanderbilt.....	L, 6-10
A22	at UTPA.....	L, 11-12
A23	at UTPA.....	L, 1-6
A24	at UTPA.....	W, 7-4
A25	at Louisville.....	L, 8-9
A27	at Austin Peay.....	L, 4-5
A29	at South Alabama*.....	L, 4-10
M1	at South Alabama*.....	W, 8-4
M1	at South Alabama*.....	L, 0-2
M7	Arkansas State*.....	L, 6-10
M7	Arkansas State*.....	W, 13-10
M8	Arkansas State*.....	L, 9-16
M11	at Eastern Kentucky.....	W, 11-10
M13	at FIU*.....	L, 5-11
M14	at FIU*.....	W, 9-8
M15	at FIU*.....	L, 3-4
M17	Austin Peay.....	W, 29-13
M21	#19 Louisiana-Lafayette*.....	W, 14-5
M21	#19 Louisiana-Lafayette*.....	L, 1-11
M22	#19 Louisiana-Lafayette*.....	W, 4-3

GENERAL

HILLTOPPERS

2024 REVIEW

HISTORY

OPPONENTS

M25	(2) vs. Louisiana-Lafayette.....	W, 10-7
M26	(2) vs. Middle Tennessee.....	L, 8-11
M27	(2) vs. Louisiana-Lafayette .....	L, 4-6
<i>* Sun Belt Conference Game</i>		
<i>(1) Coca-Cola Classic (Rock Hill, S.C.)</i>		
<i>(2) Sun Belt Tournament (Miami, Fla.)</i>		



**Chris Finwood**

**2006-11 (Five Seasons)**  
**190-154 (.552)**

**2006 (22-30, 5-18 Sun Belt)**

**H: 15-18 • A: 7-12**

**Sun Belt - 8th**

F17	Central Michigan.....	L, 5-15
F17	Central Michigan.....	L, 6-20
F21	at Belmont.....	L, 4-7
F24	Ohio.....	W, 9-1
F25	Ohio.....	W, 11-7
F26	Ohio.....	L, 10-14
M3	Butler.....	W, 9-3
M4	Butler.....	W, 12-10
M5	Butler.....	W, 3-2
M7	at Kentucky.....	W, 7-6
M10	at Morehead State.....	W, 10-5
M17	Akron.....	W, 5-4
M18	Akron.....	W, 12-7
M19	Wisconsin-Milwaukee.....	W, 14-13
M22	Morehead State.....	L, 3-10
M24	New Orleans*.....	L, 5-14
M25	New Orleans*.....	L, 0-16
M26	New Orleans*.....	W, 13-3
M28	Vanderbilt.....	W, 6-4
M31	at Arkansas-Little Rock*.....	W, 5-4
A1	at Arkansas-Little Rock*.....	L, 8-12
A2	at Arkansas-Little Rock*.....	L, 13-14
A4	Austin Peay.....	L, 9-12
A5	Eastern Kentucky.....	W, 9-5
A7	Troy*.....	L, 10-14
A8	Troy*.....	L, 8-15
A9	Troy*.....	L, 5-11
A11	at Vanderbilt.....	L, 1-15
A14	at Middle Tennessee*.....	L, 5-6
A15	at Middle Tennessee*.....	W, 7-5
A16	at Middle Tennessee*.....	L, 4-11
A18	at Austin Peay.....	L, 5-11
A22	IPFW.....	L, 3-4
A23	IPFW.....	W, 9-3
A24	IPFW.....	W, 13-4
A25	at Louisville.....	W, 4-3
A28	South Alabama*.....	L, 2-7
A29	South Alabama*.....	L, 9-13
M2	Louisville.....	W, 10-6
M3	Belmont.....	L, 7-15
M5	at Arkansas State*.....	L, 4-21
M6	at Arkansas State*.....	W, 7-6
M7	at Arkansas State*.....	L, 12-15
M12	FIU*.....	L, 4-5
M13	FIU*.....	L, 0-5
M14	FIU*.....	W, 9-5
M16	at Eastern Kentucky.....	W, 14-4

M18	at Louisiana-Lafayette*.....	L, 3-11
M19	at Louisiana-Lafayette*.....	L, 1-3
M20	at Louisiana-Lafayette*.....	L, 3-13
M24	(1) Troy.....	L, 2-3
M25	(1) FIU.....	L, 6-8

*\* Sun Belt Conference Game*

*(1) SBC Tournament (Bowling Green, Ky.)*

**2007 (25-30, 15-15 Sun Belt)**

**H: 15-15 • A: 9-12 • N: 1-3**

**Sun Belt - 6th**

F9	(1) at UNC Wilmington.....	W, 4-2
F10	(1) vs. #3 South Carolina.....	L, 0-12
F11	(1) vs. Oklahoma.....	W, 11-5
F23	Xavier.....	W, 10-6
F25	Xavier.....	W, 5-0
F25	Xavier.....	W, 13-1
M2	Purdue.....	L, 6-10
M3	Purdue.....	L, 5-12
M4	Purdue.....	L, 1-13
M6	#1 Vanderbilt.....	L, 4-6
M7	at Louisville.....	L, 1-4
M9	Florida Atlantic*.....	L, 3-13
M10	Florida Atlantic*.....	W, 12-11
M11	Florida Atlantic*.....	L, 7-9
M16	at FIU*.....	L, 2-5
M17	at FIU*.....	W, 6-5
M18	at FIU*.....	W, 13-5
M20	at Vanderbilt.....	L, 2-15
M21	at #11 Kentucky.....	L, 5-12
M23	Albany.....	L, 8-12
M24	Albany.....	W, 21-8
M25	Albany.....	L, 0-7
M30	Troy*.....	W, 14-5
M31	Troy*.....	W, 13-1
M31	Troy.....	L, 2-4
A6	at Louisiana-Lafayette*.....	L, 2-8
A7	at Louisiana-Lafayette*.....	W, 6-5
A7	at Louisiana-Lafayette*.....	L, 6-10
A10	Belmont.....	W, 6-5
A11	Eastern Kentucky.....	W, 16-7
A13	Arkansas State*.....	L, 5-8
A14	Arkansas State*.....	W, 10-3
A15	Arkansas State*.....	L, 4-6
A17	Louisville.....	L, 3-14
A20	at Louisiana-Monroe*.....	L, 7-13
A21	at Louisiana-Monroe*.....	W, 8-5
A22	at Louisiana-Monroe*.....	L, 4-7
A24	Austin Peay.....	L, 5-6
A25	at Eastern Kentucky.....	L, 11-16
A27	Arkansas-Little Rock*.....	W, 3-0
A28	Arkansas-Little Rock*.....	W, 14-7
A29	Arkansas-Little Rock*.....	W, 10-4
M1	Evansville.....	W, 10-7
M4	at New Orleans*.....	W, 4-3
M5	at New Orleans*.....	L, 7-9
M6	at New Orleans*.....	L, 11-13
M12	South Alabama*.....	W, 9-5
M12	South Alabama*.....	L, 1-9
M13	South Alabama*.....	L, 9-17
M15	at Purdue.....	W, 4-3
M17	at Middle Tennessee*.....	L, 1-7
M18	at Middle Tennessee*.....	W, 2-0
M19	at Middle Tennessee*.....	W, 4-2
M23	(2) vs. New Orleans.....	L, 6-11

M24 (2) vs. Florida Atlantic ..... L, 6-7  
\* Sun Belt Conference Game  
(1) Hughes Bros. Chall. (Wilmington, N.C.)  
(2) Sun Belt Tournament (Mobile, Ala.)

**2008 (33-27, 16-14 Sun Belt)**

H: 21-10 • A: 8-15 • N: 4-2

**Sun Belt - 5th / SBC Tournament Champions****NCAA Regional (Stillwater, Okla.)**

F22 Bowling Green State ..... W, 11-4  
F23 Bowling Green State ..... L, 9-12  
F24 Bowling Green State ..... W, 14-9  
F29 Purdue ..... W, 4-1  
M1 Purdue ..... W, 12-5  
M2 Purdue ..... W, 5-0  
M5 at Belmont ..... L, 1-6  
M8 at Louisiana-Monroe\* ..... L, 1-9  
M8 at Louisiana-Monroe\* ..... W, 16-5  
M9 at Louisiana-Monroe\* ..... L, 5-9  
M11 at #5 Ole Miss ..... L, 3-10  
M12 at #5 Ole Miss ..... W, 8-5  
M14 at South Alabama\* ..... L, 6-9  
M15 at South Alabama\* ..... W, 8-5  
M16 at South Alabama\* ..... W, 8-4  
M18 Belmont ..... W, 14-6  
M21 Troy\* ..... L, 4-5  
M22 Troy\* ..... L, 3-5  
M23 Troy\* ..... L, 7-9  
M25 at Evansville ..... W, 10-1  
M26 Austin Peay ..... L, 3-9  
M29 Youngstown State ..... W, 20-10  
M29 Youngstown State ..... W, 5-2  
M30 Youngstown State ..... W, 9-0  
A1 Louisville ..... W, 10-5  
A2 at #10 Kentucky ..... L, 3-7  
A5 FIU\* ..... W, 14-6  
A5 FIU\* ..... W, 17-1  
A6 FIU\* ..... W, 10-9  
A8 at #19 Vanderbilt ..... L, 1-5  
A9 Eastern Kentucky ..... L, 5-9  
A11 at New Orleans\* ..... L, 10-11  
A12 at New Orleans\* ..... L, 3-5  
A13 at New Orleans\* ..... W, 13-12  
A15 Evansville ..... W, 11-3  
A16 #11 Vanderbilt ..... L, 1-5  
A18 Arkansas State\* ..... W, 8-1  
A19 Arkansas State\* ..... W, 7-6  
A20 Arkansas State\* ..... W, 13-5  
A23 #17 Kentucky ..... L, 1-2  
A25 at Florida Atlantic\* ..... L, 6-12  
A26 at Florida Atlantic\* ..... W, 11-5  
A27 at Florida Atlantic\* ..... L, 5-10  
A30 at Louisville ..... L, 7-8  
M2 at Arkansas-Little Rock\* ..... W, 14-5  
M3 at Arkansas-Little Rock\* ..... L, 8-9  
M4 at Arkansas-Little Rock\* ..... L, 4-9  
M9 Louisiana-Lafayette\* ..... L, 8-9  
M10 Louisiana-Lafayette\* ..... W, 11-4  
M11 Louisiana-Lafayette\* ..... W, 13-4  
M15 Middle Tennessee\* ..... L, 5-7  
M16 Middle Tennessee\* ..... W, 6-5  
M17 Middle Tennessee\* ..... W, 7-2  
M21 (1) vs. Florida Atlantic ..... W, 9-0  
M23 (1) vs. Louisiana-Monroe ..... W, 10-4  
M24 (1) vs. Florida Atlantic ..... L, 5-6

M24 (1) vs. Florida Atlantic ..... W, 5-4  
M25 (1) vs. New Orleans ..... W, 17-5  
M30 (2) at #5 Oklahoma State ..... L, 3-5  
M31 (2) vs. #18 TCU ..... L, 5-10

\* Sun Belt Conference Game

(1) Sun Belt Tournament (Lafayette, La.)

(2) NCAA Regional (Stillwater, Okla.)

**2009 (42-20, 21-8 Sun Belt)**

H: 27-3 • A: 12-15 • N: 3-2

**Sun Belt - T-1st****NCAA Regional (Oxford, Miss.)**

F20 Toledo ..... W, 3-1  
F25 at Vanderbilt ..... L, 7-10  
F27 Albany ..... W, 11-0  
F27 Albany ..... W, 23-2  
M1 Albany ..... W, 17-6  
M1 Albany ..... W, 13-3  
M3 Belmont ..... L, 8-12  
M4 at Belmont ..... W, 7-1  
M6 Louisiana-Monroe\* ..... W, 8-5  
M7 Louisiana-Monroe\* ..... W, 14-2  
M8 Louisiana-Monroe\* ..... W, 12-2  
M10 at Tennessee ..... L, 8-14  
M11 at Auburn ..... L, 7-11  
M13 South Alabama\* ..... W, 7-4  
M14 South Alabama\* ..... W, 10-2  
M15 South Alabama\* ..... W, 16-14  
M17 at Eastern Kentucky ..... L, 7-8  
M20 at Troy\* ..... W, 7-4  
M21 at Troy\* ..... L, 7-9  
M22 at Troy\* ..... W, 6-4  
M24 Brescia ..... W, 4-3  
M25 at Louisville ..... L, 6-7  
M27 VCU ..... W, 11-9  
M28 VCU ..... W, 20-7  
M29 VCU ..... W, 12-8  
M31 Kentucky Wesleyan ..... W, 15-0  
A1 Lipscomb ..... W, 10-6  
A3 at FIU\* ..... L, 8-9  
A4 at FIU\* ..... W, 5-4  
A5 at FIU\* ..... L, 9-12  
A8 at Kentucky ..... W, 10-9  
A10 New Orleans\* ..... W, 13-1  
A11 New Orleans\* ..... W, 14-1  
A12 New Orleans\* ..... W, 14-4  
A14 at Austin Peay ..... L, 4-7  
A17 at Arkansas State\* ..... W, 3-2  
A18 at Arkansas State\* ..... L, 6-8  
A19 at Arkansas State\* ..... W, 3-0  
A22 Eastern Kentucky ..... W, 11-9  
A24 Florida Atlantic\* ..... L, 1-3  
A25 Florida Atlantic\* ..... W, 8-3  
A26 Florida Atlantic\* ..... W, 4-3  
A28 Austin Peay ..... W, 14-4  
A29 at Lipscomb ..... W, 9-3  
M1 Arkansas-Little Rock\* ..... W, 12-4  
M2 Arkansas-Little Rock\* ..... W, 6-5  
M3 Arkansas-Little Rock\* ..... W, 12-2  
M8 at Louisiana-Lafayette\* ..... W, 6-3  
M9 at Louisiana-Lafayette\* ..... W, 4-2  
M10 at Louisiana-Lafayette\* ..... L, 5-6  
M12 #23 Louisville ..... L, 2-10  
M14 at Middle Tennessee\* ..... L, 4-10  
M15 at Middle Tennessee\* ..... L, 5-11

GENERAL

HILTOPPERS

2024 REVIEW

HISTORY

OPPONENTS



M20	(1) vs. Louisiana-Monroe	W, 14-4
M21	(1) at Troy	W, 14-11
M23	(1) vs. Louisiana-Monroe	L, 3-11
M23	(1) vs. Louisiana-Monroe	L, 2-4
M29	(2) vs. Missouri	W, 11-5
M30	(2) at #8 Ole Miss	L, 4-7
M31	(2) vs. Missouri	W, 11-6
M31	(2) at #8 Ole Miss	W, 10-9
J1	(2) at #8 Ole Miss	L, 1-4

\* Sun Belt Conference Game

(1) Sun Belt Tournament (Troy, Ala.)

(2) NCAA Regional (Oxford, Miss.)

## 2010 (35-23, 16-14 Sun Belt)

H: 19-9 • A: 14-12 • N: 2-2

### Sun Belt - 6th

F19	Kent State	L, 10-13
F20	Kent State	W, 13-0
F21	Kent State	W, 5-3
F26	(1) vs. Texas A&M	W, 5-1
F27	(1) vs. Texas State	W, 4-3
F28	(1) at Baylor	W, 6-2
M2	Austin Peay	W, 14-7
M3	at Belmont	L, 3-5
M5	Illinois-Chicago	W, 14-4
M6	Illinois-Chicago	W, 11-5
M7	Illinois-Chicago	L, 5-7
M9	Tennessee	W, 5-4
M10	at Mississippi State	L, 3-9
M12	at New Orleans*	W, 17-1
M13	at New Orleans*	W, 7-6
M14	at New Orleans*	W, 13-7
M16	at #18 Vanderbilt	W, 17-2
M17	#18 Vanderbilt	L, 6-17
M19	at VCU	W, 19-4
M20	at VCU	W, 15-3
M21	at VCU	W, 9-4
M24	at Murray State	W, 14-5
M26	Louisiana-Monroe*	W, 6-1
M27	Louisiana-Monroe-1*	W, 10-0
M27	Louisiana-Monroe-2*	W, 10-8
M31	at Kentucky	W, 6-3
A2	at Arkansas State*	W, 4-3
A3	at Arkansas State*	L, 4-6
A4	at Arkansas State*	L, 1-3
A6	Murray State	W, 12-2
A7	Belmont	W, 3-2
A9	South Alabama*	W, 13-3
A10	South Alabama*	W, 12-4
A11	South Alabama*	L, 5-7
A13	at Austin Peay	W, 14-7
A14	#12 Louisville	L, 6-7
A16	at Florida Atlantic*	L, 3-10
A17	at Florida Atlantic-1*	L, 4-5
A17	at Florida Atlantic-2*	L, 8-9
A20	Kentucky	W, 24-8
A21	at #11 Louisville	L, 4-7
A23	FIU*	L, 6-7
A25	FIU-1*	W, 8-4
A25	FIU-2*	W, 8-3
A30	at Troy*	W, 7-4
M1	at Troy*	L, 4-5
M2	at Troy*	L, 3-6
M7	Arkansas-Little Rock*	W, 5-4
M8	Arkansas-Little Rock*	L, 6-8

M9	Arkansas-Little Rock*	L, 2-4
M14	at Louisiana-Lafayette*	W, 2-1
M15	at Louisiana-Lafayette*	L, 5-12
M16	at Louisiana-Lafayette*	L, 3-4
M20	Middle Tennessee*	W, 5-1
M21	Middle Tennessee*	L, 2-7
M22	Middle Tennessee*	W, 15-5
M26	(2) vs. Florida Atlantic	L, 8-9
M27	(2) vs. FIU	L, 3-7

\* Sun Belt Conference Game

(1) Fifth Annual QTI Baylor Classic

(2) Sun Belt Tournament (Murfreesboro, Tenn.)

## 2011 (33-24, 17-13 Sun Belt)

H: 19-7 • A: 11-13 • N: 3-4

### Sun Belt - 4th

F18	Bowling Green State	W, 12-1
F19	Bowling Green State	W, 8-7
F20	Bowling Green State	W, 12-3
F23	at Lipscomb	W, 6-3
F25	(1) vs. Kansas State	W, 11-3
F26	(1) at Coastal Carolina	L, 1-6
F27	(1) vs. Pacific	L, 1-4
M1	at #2 Vanderbilt	L, 5-6
M4	(2) at #19 College of Charleston	L, 5-7
M5	(2) New York Tech	W, 17-1
M6	(2) #25 Auburn	L, 8-13
M9	at Ole Miss	W, 7-3
M11	Illinois	W, 3-1
M12	Illinois	L, 5-9
M13	Illinois	W, 13-5
M15	at Belmont	W, 11-6
M18	Middle Tennessee*	W, 5-2
M19	Middle Tennessee*	W, 10-4
M20	Middle Tennessee*	W, 5-4
M22	Austin Peay	W, 5-2
M25	at FIU*	W, 3-2
M26	at FIU*	W, 6-4
M27	at FIU*	L, 8-9
M29	at Louisville	L, 1-3
M30	Belmont	L, 8-9
A1	at Arkansas-Little Rock*	W, 14-3
A2	at Arkansas-Little Rock*	L, 2-8
A3	at Arkansas-Little Rock*	L, 6-11
A5	#25 Louisville	W, 15-5
A8	Louisiana-Lafayette*	W, 5-1
A9	Louisiana-Lafayette*	W, 2-1
A10	Louisiana-Lafayette*	L, 6-8
A12	at Austin Peay	W, 17-6
A13	Murray State	W, 3-2
A15	Arkansas State*	W, 3-2
A16	Arkansas State*	W, 13-2
A17	Arkansas State*	L, 3-4
A19	Kentucky	W, 11-8
A22	at Troy*	L, 3-6
A23	at Troy*	L, 3-11
A24	at Troy*	L, 9-12
A29	at Louisiana-Monroe*	L, 4-5
A30	at Louisiana-Monroe*	W, 8-5
M1	at Louisiana-Monroe*	W, 7-5
M4	at Eastern Kentucky	L, 4-5
M6	Florida Atlantic*	L, 2-4
M7	Florida Atlantic*	W, 6-2
M8	Florida Atlantic*	W, 5-4
M13	South Alabama*	L, 3-6

M14	South Alabama*	L, 0-4
M15	South Alabama*	W, 3-2
M19	at Middle Tennessee*	W, 4-0
M20	at Middle Tennessee*	L, 1-5
M21	at Middle Tennessee*	W, 8-6
M25	(3) FAU	W, 11-10
M26	(3) Arkansas-Little Rock	L, 5-9
M27	(3) Troy	L, 2-4

\* Sun Belt Conference Game

(1) Baseball at the Beach (Myrtle Beach, S.C.)

(2) College of Charleston Tournament (Charleston, S.C.)

(3) Sun Belt Tournament (Monroe, La.)



**Matt Myers**

**2012-2015 (Four Seasons)**

**106-118 (.473)**

### 2012 (25-33, 13-17 Sun Belt)

**H: 18-18 • A: 7-15 • N: 1-2**

#### Sun Belt - 8th

F17	Toledo	L, 2-5
F18	Toledo-1	L, 6-7
F18	Toledo-2	W, 9-3
F21	at Tennessee	L, 7-8
F24	Southern Illinois	W, 10-9
F25	Southern Illinois	L, 3-10
F26	Southern Illinois	L, 3-8
F28	at Murray State	L, 2-10
M3	Kent State-1	W, 5-2
M3	Kent State-2	L, 3-13
M4	Kent State	W, 2-1
M7	Evansville	L, 2-7
M9	Western Illinois	W, 7-2
M10	Western Illinois	W, 9-4
M11	Western Illinois	L, 1-11
M13	Butler	W, 13-1
M16	at Middle Tennessee*	W, 9-2
M17	at Middle Tennessee*	L, 2-7
M18	at Middle Tennessee*	L, 1-9
M20	Belmont	L, 5-6
M21	at Austin Peay	W, 12-8
M23	FIU*	L, 5-6
M24	FIU*	L, 3-5
M25	FIU*	W, 9-4
M27	at #2 Kentucky	L, 4-7
M30	Arkansas-Little Rock*	L, 1-3
M31	Arkansas-Little Rock*	W, 5-1
A1	Arkansas-Little Rock*	W, 8-7
A3	at #18 Louisville	L, 2-9
A6	at Louisiana-Lafayette*	W, 6-2
A7	at Louisiana-Lafayette*	L, 0-1
A8	at Louisiana-Lafayette*	L, 1-2
A13	at Arkansas State*	L, 0-5
A14	at Arkansas State*	W, 8-3
A15	at Arkansas State*	L, 3-6
A17	at Belmont	L, 0-7
A18	at Lipscomb	W, 4-3
A20	Troy*	L, 3-13
A21	Troy*	W, 9-4
A22	Troy*	W, 6-5
A24	Lipscomb	L, 6-7

A27	Louisiana-Monroe*	L, 6-14
A28	Louisiana-Monroe*	W, 7-6
A29	Louisiana-Monroe*	L, 6-7
M1	#18 Louisville	W, 8-1
M4	at Florida Atlantic*	L, 5-6
M5	at Florida Atlantic*	L, 0-6
M6	at Florida Atlantic*	W, 6-1
M11	at South Alabama*	W, 7-6
M13	at South Alabama-1*	L, 1-4
M13	at South Alabama-2*	L, 7-8
M15	Eastern Kentucky	W, 11-7
M17	Middle Tennessee*	W, 4-2
M18	Middle Tennessee*	W, 5-4
M19	Middle Tennessee*	L, 1-6
M23	(1) Florida Atlantic	L, 3-4
M24	(1) South Alabama	L, 3-5
M26	(1) Louisiana-Monroe	W, 7-4

\* Sun Belt Conference Game

(1) Sun Belt Tournament (Bowling Green, Ky.)

### 2013 (28-29, 16-14 Sun Belt)

**H: 18-12 • A: 10-15 • N: 0-2**

#### Sun Belt - 5th

F15	Bowling Green State	L, 8-9
F16	Bowling Green State	L, 2-3
F17	Bowling Green State	W, 4-3
F22	Central Michigan	L, 2-4
F23	Central Michigan	W, 12-6
F24	Central Michigan	W, 4-2
F26	at Belmont	L, 4-13
F27	Belmont	L, 6-7
M3	at Southern Illinois	L, 1-6
M4	at Southern Illinois	W, 6-4
M6	at Austin Peay	L, 6-7
M8	VMI	W, 13-5
M9	VMI	W, 4-3
M10	VMI	W, 7-2
M12	at Tennessee	L, 0-4
M13	at Tennessee	L, 4-5
M15	Middle Tennessee*	W, 6-5
M16	Middle Tennessee-1*	W, 12-2
M16	Middle Tennessee-2*	W, 9-7
M19	at #8 Kentucky	W, 6-3
M20	Lipscomb	L, 4-5
M22	at FIU*	W, 4-3
M23	at FIU*	W, 9-8
M24	at FIU*	L, 2-5
M27	Evansville	W, 8-5
M29	Louisiana-Lafayette*	W, 10-9
M30	Louisiana-Lafayette-1*	W, 3-0
M30	Louisiana-Lafayette-2*	L, 6-8
A3	Austin Peay	L, 1-3
A5	at Arkansas State*	L, 0-6
A6	at Arkansas State*	W, 4-2
A7	at Arkansas State*	L, 3-5
A9	#11 Louisville	W, 6-5
A12	Troy*	L, 3-11
A13	Troy*	W, 5-4
A14	Troy	W, 7-6
A16	at Lipscomb	L, 0-2
A19	at South Alabama*	W, 10-8
A20	at South Alabama*	L, 3-6
A21	at South Alabama*	L, 5-7
A23	#24 Kentucky	W, 3-2
A26	at Arkansas-Little Rock*	L, 0-5

GENERAL

HILTTOPPERS

2024 REVIEW

HISTORY

OPPONENTS



A28	at Arkansas-Little Rock*	L, 6-10
A28	at Arkansas-Little Rock*	L, 6-16
A30	at #11 Louisville	L, 2-6
M3	Louisiana-Monroe*	L, 2-3
M4	Louisiana-Monroe*	W, 7-2
M5	Louisiana-Monroe*	W, 9-1
M10	Florida Atlantic*	L, 2-7
M11	Florida Atlantic*	L, 3-10
M12	Florida Atlantic*	L, 6-12
M14	at Evansville	W, 7-6
M16	at Middle Tennessee*	W, 11-8
M17	at Middle Tennessee*	W, 8-2
M18	at Middle Tennessee*	W, 3-2
M22	(1) Florida Atlantic	L, 4-5
M23	(1) Arkansas State	L, 4-10

\* Sun Belt Conference Game

(1) Sun Belt Conference Tournament (Lafayette, La.)

A29	at Austin Peay	W, 6-5
A30	Belmont	W, 13-3
M2	at Louisiana-Monroe*	W, 4-3
M3	at Louisiana-Monroe*	W, 11-2
M4	at Louisiana-Monroe*	L, 4-5
M9	at UT Arlington*	L, 3-5
M10	at UT Arlington*	L, 5-8
M11	at UT Arlington	L, 3-5
M15	Georgia State*	W, 10-1
M16	Georgia State*	W, 2-1
M17	Georgia State*	L, 4-5
M21	(2) Texas State	L, 3-4
M22	(2) Louisiana-Monroe	L, 6-8

\* Sun Belt Conference Game

(1) Keith LeClair Classic (Greenville, N.C.)

(2) Sun Belt Conference Tournament  
(Mobile, Ala.)

## 2014 (29-28, 15-15 Sun Belt)

H: 20-8 • A: 9-17 • N: 1-3

### Sun Belt - 5th

F15	Southern Illinois	L, 2-3
F16	Southern Illinois-1	W, 6-4
F16	Southern Illinois-2	W, 6-1
F18	at Belmont	L, 3-7
F21	UNC Asheville	W, 8-5
F22	UNC Asheville	W, 6-4
F23	UNC Asheville	W, 13-2
F25	at #4 Vanderbilt	W, 3-2
F28	(1) East Carolina	L, 1-2
M1	(1) Ohio State	L, 4-5
M2	(1) Pittsburgh	W, 3-2
M5	at Lipscomb	L, 2-10
M8	Illinois-1	W, 4-3
M8	Illinois-2	W, 5-3
M9	Illinois	W, 1-0
M11	at Georgia	L, 7-26
M12	at Georgia	L, 6-8
M14	at Georgia State*	L, 5-6
M15	at Georgia State-1*	W, 4-3
M15	at Georgia State-2*	W, 6-5
M18	at Kentucky	L, 3-10
M21	Texas State*	W, 4-1
M22	Texas State*	L, 4-13
M23	Texas State*	L, 5-7
M26	#10 Louisville	L, 3-5
M29	at #1 Louisiana-Lafayette-1*	W, 14-3
M29	at #1 Louisiana-Lafayette-2*	L, 9-10
M30	at #1 Louisiana-Lafayette*	L, 4-7
A1	Austin Peay	W, 5-2
A2	Lipscomb	W, 3-2
A4	Arkansas State*	W, 8-6
A5	Arkansas State*	W, 9-6
A6	Arkansas State*	L, 5-7
A11	at Troy*	W, 5-4
A12	at Troy*	L, 6-11
A13	at Troy*	L, 5-10
A16	at #18 Indiana	L, 0-1
A18	South Alabama*	L, 10-13
A19	South Alabama*	W, 7-2
A20	South Alabama*	W, 6-3
A22	at #12 Louisville	L, 1-3
A25	Arkansas-Little Rock*	W, 8-0
A26	Arkansas-Little Rock*	L, 5-7
A27	Arkansas-Little Rock*	W, 4-1

## 2015 (24-28, 10-19 Conference USA)

H: 11-13 • A: 12-12 • N: 1-3


### Conference USA - 11th

F13	(1) #14 Maryland	L, 3-7
F14	(1) at Coastal Carolina	W, 9-4
F21	vs. Evansville	W, 5-3
F22	vs. Evansville-1	L, 10-11
F22	vs. Evansville-2	L, 8-9
F24	at Belmont	L, 1-9
F25	at #1 Vanderbilt	L, 6-10
F28	Southern Illinois-1	W, 8-6
F28	Southern Illinois-2	W, 9-1
M1	Southern Illinois	W, 11-6
M3	Belmont	W, 5-2
M8	Ohio State	L, 1-10
M9	Ohio State	L, 4-6
M10	at #13 Mississippi State	L, 5-6
M11	at #13 Mississippi State	W, 3-1
M14	Old Dominion*-1	L, 1-3
M14	Old Dominion*-2	W, 6-3
M15	Old Dominion*	W, 9-5
M17	Lipscomb	W, 6-1
M20	at UTSA*	W, 5-4
M22	at UTSA*-1	W, 8-2
M22	at UTSA*-2	L, 0-12
M24	Kentucky	W, 12-3
M27	UAB*	L, 1-2
M28	UAB*	L, 5-6
M29	UAB*	L, 1-7
A3	at Louisiana Tech*	L, 1-20
A4	at Louisiana Tech*-1	W, 15-6
A4	at Louisiana Tech*-2	W, 3-1
A10	Southern Miss*	W, 5-0
A11	Southern Miss*	L, 3-15
A12	Southern Miss*	L, 3-6
A14	at Kentucky	W, 5-3
A15	Murray State	W, 5-4
A17	at FIU*	W, 6-4
A18	at FIU*	L, 4-6
A19	at FIU*	W, 17-2
A22	at #3 Louisville	W, 7-3
A24	#16 Rice*-1	L, 4-11
A24	#16 Rice*-2	L, 2-3
A26	#16 Rice*	L, 2-3
A28	Austin Peay	W, 6-5
A29	at Austin Peay	W, 10-6
M1	at Middle Tennessee*	L, 4-5

M2	at Middle Tennessee*	L, 4-5
M3	at Middle Tennessee*	L, 2-9
M5	at Lipscomb	L, 5-6
M8	at Marshall*	L, 2-3
M9	at Marshall*	L, 3-5
M10	at Marshall*	W, 12-3
M14	#19 Florida Atlantic*	L, 2-13
M15	#19 Florida Atlantic*	L, 4-6

\* Conference USA Game

(1) Caravelle Resort Tournament (Myrtle Beach, S.C.)

**John Pawlowski****2016-2022 (Seven Seasons)****142-200-1 (.415)****2016 (24-30, 10-20 Conference USA)****H: 15-11 • A: 7-19 • N: 2-0****Conference USA - 10th**

F19	Youngstown State	W, 5-3
F20	Youngstown State-1	L, 7-8
F20	Youngstown State-2	W, 11-1
F26	(1) Cincinnati	W, 5-2
F27	(1) South Alabama	W, 11-10
F28	(1) at Georgia	W, 8-7
M1	at Belmont	W, 10-4
M2	Lipscomb	W, 6-0
M4	at Jacksonville State	L, 4-5
M5	at Jacksonville State	L, 7-8
M6	at Jacksonville State	L, 7-9
M8	at Tennessee	W, 6-0
M11	Albany	W, 5-3
M12	Albany-1	W, 12-2
M12	Albany-2	L, 4-7
M15	at Kentucky	W, 14-6
M18	at Old Dominion-1*	L, 3-8
M18	at Old Dominion-2*	L, 2-4
M19	at Old Dominion*	L, 8-12
M22	Austin Peay	L, 2-16
M25	Middle Tennessee*	W, 3-1
M26	Middle Tennessee*	W, 10-4
M27	Middle Tennessee*	W, 2-1
M29	Louisville	L, 0-17
A2	at UAB-1*	L, 0-2
A2	at UAB-2*	W, 2-1
A3	at UAB*	W, 6-5
A5	Evansville	W, 6-5
A8	Louisiana Tech*	W, 6-3
A9	Louisiana Tech*	L, 9-12
A10	Louisiana Tech*	L, 1-3
A12	at #6 Louisville	L, 2-14
A15	at #19 Rice*	L, 3-9
A16	at #19 Rice-1*	L, 2-5
A16	at #19 Rice-2*	L, 2-3
A19	Belmont	W, 3-2
A20	at Evansville	L, 2-6
A22	UTSA*	W, 7-5
A23	UTSA*	W, 14-10
A24	UTSA*	W, 8-5
A26	at Lipscomb	W, 4-3
A29	FIU-1*	L, 7-8
A29	FIU-2*	L, 7-8
A30	FIU*	W, 3-2

M3	at #8 Vanderbilt	L, 1-6
M6	at #18 Southern Miss*	L, 5-12
M7	at #18 Southern Miss*	L, 0-3
M8	at #18 Southern Miss*	L, 4-13
M13	Marshall*	L, 1-8
M14	Marshall*	L, 1-14
M15	Marshall*	L, 2-5
M19	at #17 Florida Atlantic*	L, 3-4
M20	at #17 Florida Atlantic-1*	L, 2-10
M20	at #17 Florida Atlantic-2*	L, 1-4

\* Conference USA Game

(1) Bulldog Invitational (Athens, Ga.)

**2017 (16-39, 6-24 Conference USA)****H: 11-22 • A: 5-17****Conference USA - 12th**

F17	Valparaiso	W, 6-5
F18	Valparaiso	W, 4-3
F19	Valparaiso	L, 2-5
F22	at Belmont	L, 3-11
F24	Jacksonville State	L, 2-3
F25	Jacksonville State	W, 14-4
F26	Jacksonville State	L, 5-9
F28	Lipscomb	L, 4-10
M1	at Kentucky	L, 2-17
M3	Ohio	W, 5-4
M4	Ohio	L, 0-3
M5	Ohio	L, 0-3
M7	Belmont	W, 3-2
M8	at Eastern Kentucky	L, 15-16
M10	Illinois State	W, 13-6
M12	Illinois State-1	L, 4-12
M12	Illinois State-2	L, 3-4
M14	at #24 Vanderbilt	L, 1-8
M18	UAB-1*	W, 9-6
M18	UAB-2*	L, 4-8
M19	UAB*	L, 0-5
M21	#19 Kentucky^	L, 3-4
M24	at Middle Tennessee*	W, 10-3
M25	at Middle Tennessee*	L, 9-10
M26	at Middle Tennessee*	W, 4-2
M28	at #2 Louisville	L, 1-11
M31	#25 Southern Miss*	L, 1-6
A1	#25 Southern Miss*	L, 0-5
A2	#25 Southern Miss*	L, 1-13
A4	Murray State	W, 10-9
A7	at UTSA*	L, 2-14
A8	at UTSA*	W, 4-3
A9	at UTSA*	L, 1-7
A13	Charlotte*	L, 4-6
A14	Charlotte*	L, 5-16
A15	Charlotte*	L, 1-3
A18	at Murray State	W, 8-5
A19	Austin Peay	L, 3-7
A21	Rice*	L, 4-8
A22	Rice-1*	L, 5-10
A23	Rice-2*	L, 2-13
A25	at Austin Peay	W, 22-17
A28	at Louisiana Tech*	L, 5-6
A29	at Louisiana Tech*	L, 1-7
A30	at Louisiana Tech*	L, 1-5
M2	Eastern Kentucky	W, 14-3
M5	at Marshall*	L, 2-3
M6	at Marshall*	L, 9-10
M7	at Marshall*	L, 0-8

GENERAL

HILTTOPPERS

2024 REVIEW

HISTORY

OPPONENTS

M12	Florida Atlantic*	.....W, 6-4
M13	Florida Atlantic*	.....L, 3-5
M14	Florida Atlantic*	.....W, 7-6
M18	at FIU*	.....L, 6-23
M19	at FIU*	.....L, 0-6
M20	at FIU*	.....L, 2-11

\* Conference USA Game

^ Indicates game played at Bowling Green Ballpark

## 2018 (21-31, 11-18 Conference USA)

H: 12-17 • A: 9-14

### Conference USA - 10th

F17	at Memphis	.....L, 0-4
F18	at Memphis-1	.....W, 3-1
F18	at Memphis-2	.....L, 1-7
F20	Belmont	.....W, 4-1
F23	Northern Illinois-1	.....W, 9-5
F23	Northern Illinois-2	.....W, 1-0
F24	Northern Illinois	.....W, 10-2
F25	Northern Illinois	.....L, 0-5
F27	at #7 Kentucky	.....L, 3-4
M2	West Virginia	.....L, 5-7
M3	West Virginia	.....L, 9-11 (10)
M4	West Virginia	.....L, 1-7
M6	at Belmont	.....W, 15-7
M9	Bowling Green	.....W, 17-5
M10	Bowling Green-1	.....W, 5-4
M10	Bowling Green-2	.....W, 9-3
M13	Eastern Kentucky	.....L, 5-7
M16	Middle Tennessee*	.....L, 2-3
M17	Middle Tennessee*	.....L, 7-8
M18	Middle Tennessee*	.....W, 10-7
M21	#15 Louisville	.....L, 5-8
M23	at Rice*	.....L, 0-4
M24	at Rice*	.....W, 5-4
M25	at Rice*	.....W, 4-0
M27	at Eastern Kentucky	.....W, 13-9
M29	UTSA*	.....L, 0-5
M30	UTSA*	.....L, 4-10
M31	UTSA*	.....W, 9-5
A6	at #13 Southern Miss*	.....L, 2-8
A7	at #13 Southern Miss*	.....W, 7-1
A8	at #13 Southern Miss*	.....L, 1-14 (7)
A10	at #15 Vanderbilt	.....L, 2-3
A13	Marshall-1*	.....L, 5-6
A13	Marshall-2*	.....W, 6-2
A15	Marshall*	.....W, 7-5
A17	Tennessee Tech	.....L, 1-10
A20	at UAB*	.....W, 13-5
A21	at UAB-1*	.....L, 0-5
A21	at UAB-2*	.....W, 8-5
A24	at Louisville	.....L, 4-5
A27	Louisiana Tech*	.....W, 6-1
A28	Louisiana Tech*	.....L, 4-13
A29	Louisiana Tech*	.....L, 2-4 (11)
M1	at Austin Peay	.....L, 0-6
M4	at Charlotte*	.....L, 2-4
M5	at Charlotte*	.....L, 4-6
M6	at Charlotte*	.....W, 9-8
M11	FIU*	.....L, 6-10
M12	FIU*	.....L, 3-6
M13	FIU*	.....L, 4-8
M17	at Florida Atlantic*	.....L, 2-15
M18	at Florida Atlantic*	.....L, 5-6 (11)

\* Conference USA Game

## 2019 (26-29-1, 16-13-1 Conference USA)

H: 17-10-1 • A: 8-14 • N: 1-5

### Conference USA - 4th

F15	Northern Kentucky	.....W, 9-6
F16	Northern Kentucky	.....W, 5-4 (10)
F17	Northern Kentucky	.....W, 19-2
F19	at Lipscomb	.....L, 1-3
F24	Eastern Illinois-1	.....W, 10-9 (10)
F24	Eastern Illinois-2	.....W, 5-4
F25	Eastern Illinois	.....L, 1-8
F27	Murray State	.....W, 9-5
M1	vs. North Florida	.....L, 2-9
M2	vs. Louisiana Monroe	.....L, 3-4
M2	vs. Tennessee	.....L, 3-6 (7)
M7	Memphis	.....L, 6-9
M8	Memphis	.....L, 4-12
M10	Memphis	.....L, 4-10
M13	at Kentucky	.....L, 0-15
M15	UAB*	.....W, 5-4
M16	UAB*	.....W, 6-5
M17	UAB*	.....W, 5-3
M19	Austin Peay	.....L, 3-5
M22	at FIU*	.....L, 1-2
M23	at FIU*	.....W, 5-4
M24	at FIU*	.....W, 15-1 (7)
M26	at Eastern Kentucky	.....W, 12-9
M29	Charlotte-1*	.....W, 8-4
M29	Charlotte-2*	.....W, 8-5
M31	Charlotte*	.....T, 13-13
A2	at #5 Vanderbilt	.....L, 4-5 (10)
A5	at Middle Tennessee*	.....L, 4-13
A6	at Middle Tennessee*	.....L, 10-13
A7	at Middle Tennessee*	.....L, 4-11
A9	Belmont	.....W, 8-7
A12	at Marshall*	.....L, 2-8
A13	at Marshall*	.....L, 7-11
A13	at Marshall*	.....W, 16-11
A16	at Belmont	.....W, 12-7
A19	Florida Atlantic*	.....L, 5-8
A20	Florida Atlantic*	.....W, 11-4
A21	Florida Atlantic*	.....L, 4-6
A23	Kentucky^	.....L, 4-15
A26	at UTSA*	.....W, 5-3
A27	at UTSA*	.....L, 12-17
A28	at UTSA*	.....W, 4-2
A30	at #7 Louisville	.....L, 4-11
M3	Rice-1*	.....W, 6-3
M3	Rice-2*	.....W, 9-5
M5	Rice*	.....W, 6-4
M10	at Louisiana Tech*	.....W, 5-4
M12	at Louisiana Tech-1*	.....L, 1-6 (7)
M12	at Louisiana Tech-2*	.....L, 3-8 (7)
M14	at Austin Peay	.....L, 12-20
M16	Old Dominion*	.....L, 1-15
M17	Old Dominion*	.....W, 8-7 (14)
M18	Old Dominion*	.....L, 10-12
M22	vs. Old Dominion+	.....W, 7-4
M23	vs. Florida Atlantic+	.....L, 1-6
M24	vs. UTSA+	.....L, 8-15

\* Conference USA Game

+ Conference USA Tournament Game

^ Indicates game played at Bowling Green Ballpark

**2020 (10-6, 0-0 Conference USA)****H:** 8-4 • **A:** 2-2 • **N:** 0-0**Conference USA - 5th**

F15	Valparaiso	.....W, 9-3
F16	Valparaiso	.....W, 6-2
F17	Valparaiso	.....L, 3-5 (10)
F19	Murray State	.....W, 7-6
F21	Wright State	.....W, 6-2
F22	Wright State	.....W, 7-2
F23	Wright State	.....L, 5-9
F25	Austin Peay	.....W, 10-5
F28	at USC Upstate	.....L, 7-12
F29	at USC Upstate	.....W, 8-6 (10)
M1	at USC Upstate	.....W, 17-9
M3	Belmont	.....L, 7-9
M6	Purdue	.....W, 8-3
M7	Purdue	.....W, 11-2
M8	Purdue	.....L, 1-19
M10	at Kentucky	.....L, 4-10

*-Season canceled on March 16 due to COVID-19 pandemic***2021 (27-29, 15-17 Conference USA)****H:** 18-13 • **A:** 8-15 • **N:** 1-1**Conference USA - 6th**

F21	North Dakota State	.....W, 10-4
F22	North Dakota State	.....L, 5-8
F22	North Dakota State	.....L, 2-10
F24	at #3 Vanderbilt	.....L, 1-12
F26	Cincinnati	.....W, 5-4 (12)
F27	Cincinnati	.....W, 5-4
F27	Cincinnati	.....L, 3-11
M5	at Tulane	.....L, 5-6
M6	at Tulane	.....L, 2-5
M7	at Tulane	.....W, 8-7
M9	at Kentucky	.....L, 5-6
M12	Bowling Green	.....W, 4-3 (10)
M13	Bowling Green	.....W, 4-1
M13	Bowling Green	.....W, 3-1
M14	Bowling Green	.....W, 17-16
M16	Bellarmine	.....L, 3-7
M19	Valparaiso	.....W, 8-4
M20	Valparaiso	.....L, 6-8 (11)
M21	Valparaiso	.....W, 11-1
M23	at #7 Louisville	.....L, 6-13
M26	Charlotte*	.....L, 4-7
M27	Charlotte*	.....L, 0-6
M27	Charlotte*	.....L, 4-5
M28	Charlotte*	.....W, 17-16
A1	at FIU*	.....W, 9-2
A2	at FIU*	.....L, 2-3
A2	at FIU*	.....L, 1-2
A3	at FIU*	.....L, 0-10
A9	Marshall*	.....W, 1-0
A9	Marshall*	.....W, 5-1
A10	Marshall*	.....W, 5-2
A11	Marshall*	.....W, 8-1
A16	Middle Tennessee*	.....L, 5-7
A17	Middle Tennessee*	.....L, 0-3
A17	Middle Tennessee*	.....W, 5-4
A18	Middle Tennessee*	.....W, 3-1
A23	at Southern Miss*	.....L, 5-6
A24	at Southern Miss*	.....L, 5-6
A24	at Southern Miss*	.....L, 0-3
A25	at Southern Miss*	.....W, 9-4
A30	at Marshall*	.....W, 10-6
M1	at Marshall*	.....W, 6-1
M1	at Marshall*	.....W, 15-5
M2	at Marshall*	.....W, 10-6
M7	Florida Atlantic*	.....L, 3-6
M7	Florida Atlantic*	.....W, 6-5
M8	Florida Atlantic*	.....L, 3-6

M8	Florida Atlantic*	.....L, 1-16
M14	at #23 Old Dominion*	.....L, 8-14
M15	at #23 Old Dominion*	.....L, 3-6
M15	at #23 Old Dominion*	.....W, 7-6
M16	at #23 Old Dominion*	.....L, 2-13
M18	Eastern Kentucky	.....W, 4-3 (14)
M27	vs. #16 Southern Miss+	.....L, 1-11
M27	vs. UTSA+	.....W, 10-9 (10)
M28	at #18 Louisiana Tech+	.....L, 4-14

\* Conference USA Game

+ Conference USA Tournament Game

**2022 (18-36, 7-23 Conference USA)****H:** 12-20 • **A:** 6-16 • **N:** 0-0**Conference USA - 12th**

F18	Western Illinois	.....W, 6-4
F19	Western Illinois	.....L, 7-14
F20	Western Illinois	.....W, 9-6
F25	Central Michigan	.....L, 4-6
F26	Central Michigan	.....L, 4-7
F26	Central Michigan	.....L, 0-3
F27	Central Michigan	.....W, 14-7
M1	at Kentucky	.....W, 7-5
M4	Hartford	.....W, 11-2
M5	Hartford	.....W, 3-2
M5	Hartford	.....W, 11-0
M8	at Eastern Kentucky	.....L, 4-6
M11	Illinois	.....L, 7-12
M13	Illinois	.....L, 4-9
M13	Illinois	.....W, 4-2
M15	at Belmont	.....L, 7-8
M18	at Charlotte*	.....W, 7-5
M19	at Charlotte*	.....L, 1-3
M20	at Charlotte*	.....L, 12-13
M22	Evansville	.....L, 8-9
M25	Southern Miss*	.....L, 8-10
M26	Southern Miss*	.....L, 2-14
M27	Southern Miss*	.....L, 0-11 (7)
M29	#5 Louisville	.....L, 6-16
A1	at Middle Tennessee*	.....L, 2-10
A2	at Middle Tennessee*	.....W, 7-3
A3	at Middle Tennessee*	.....L, 1-5
A5	Belmont	.....W, 9-8 (10)
A8	FIU*	.....W, 7-4
A9	FIU*	.....W, 9-2
A10	FIU*	.....L, 5-6
A12	at #11 Vanderbilt	.....L, 4-7
A14	at Florida Atlantic*	.....L, 3-5
A15	at Florida Atlantic*	.....L, 7-8
A16	at Florida Atlantic*	.....L, 3-9
A19	Lipscomb	.....L, 3-5
A22	Marshall*	.....L, 1-2
A23	Marshall*	.....L, 1-8
A24	Marshall*	.....L, 4-8
A26	at #10 Louisville	.....L, 4-11
A29	at Rice*	.....W, 5-3
A30	at Rice*	.....L, 8-13
M1	at Rice*	.....L, 2-8
M6	UAB*	.....W, 7-3
M7	UAB*	.....L, 1-7
M8	UAB*	.....W, 5-3
M10	at Austin Peay	.....W, 11-6
M13	at Louisiana Tech*	.....L, 4-16
M14	at Louisiana Tech*	.....L, 2-7
M15	at Louisiana Tech*	.....L, 2-11
M17	at Bellarmine	.....W, 10-2
M19	Old Dominion*	.....L, 3-5
M20	Old Dominion*	.....L, 4-11
M21	Old Dominion*	.....L, 4-5

\* Conference USA Game

GENERAL

HILTOPPERS

2024 REVIEW

HISTORY

OPPONENTS



**Marc Rardin**

**2023-Present (Two Seasons)**  
**69-48 (.590)**

**2023 (33-26, 16-14 Conference USA)**

**H: 24-11 • A: 7-13 • N: 2-2**

**Conference USA - 4th**

F17	Dayton	.....W, 5-3
F18	Dayton	.....W, 6-1
F19	Dayton	.....W, 7-1
F21	at Belmont	.....W, 9-7
F24	Ohio	.....W, 14-1
F25	Ohio	.....W, 9-6
F25	Ohio	.....W, 9-8
F26	Ohio	.....L, 4-6
F28	Bellarmine	.....L, 7-9
M4	Northern Illinois	.....W, 9-8
M4	Northern Illinois	.....W, 7-5
M5	Northern Illinois	.....L, 10-18
M5	Northern Illinois	.....L, 5-6 (10)
M7	Belmont	.....W, 11-1 (7)
M10	South Dakota State	.....W, 11-6
M11	South Dakota State	.....W, 10-3
M12	South Dakota State	.....W, 3-0
M14	Austin Peay	.....W, 8-2
M17	at Middle Tennessee*	.....L, 8-12
M18	at Middle Tennessee*	.....W, 8-4
M19	at Middle Tennessee*	.....L, 6-8
M21	at #6 Louisville	.....L, 8-15
M25	Louisiana Tech*	.....L, 3-5
M25	Louisiana Tech*	.....L, 2-3
M26	Louisiana Tech*	.....W, 5-2
M28	#16 Kentucky	.....L, 8-10
M31	at (RV) UTSA*	.....L, 2-3
A1	at (RV) UTSA*	.....L, 4-5
A2	at (RV) UTSA*	.....L, 2-7
A4	at #4 Vanderbilt	.....L, 1-8
A6	Middle Tennessee*	.....L, 3-6
A7	Middle Tennessee*	.....L, 0-2
A8	Middle Tennessee*	.....L, 4-5
A11	Evansville	.....W, 6-2
A14	at UAB*	.....W, 9-8
A15	at UAB*	.....W, 6-3
A16	at UAB*	.....L, 4-6 (10)
A18	at Evansville	.....L, 8-10
A22	Florida Atlantic*	.....W, 6-4
A22	Florida Atlantic*	.....W, 9-8 (14)
A23	Florida Atlantic*	.....W, 4-2
A25	at Austin Peay	.....L, 11-12
A28	Charlotte*	.....W, 8-4
A29	Charlotte*	.....W, 5-3
A30	Charlotte*	.....W, 14-10
M5	at FIU*	.....L, 1-8
M6	at FIU*	.....W, 7-2
M7	at FIU*	.....W, 3-1
M9	Eastern Kentucky	.....L, 1-16 (7)
M12	Rice*	.....W, 5-4 (10)
M13	Rice*	.....W, 10-2
M14	Rice*	.....W, 5-2
M18	at #17 Dallas Baptist*	.....W, 11-7
M19	at #17 Dallas Baptist*	.....L, 6-11
M20	at #17 Dallas Baptist*	.....L, 1-7
M24	vs. Florida Atlantic+	.....W, 10-9
M25	at #17 Dallas Baptist+	.....L, 2-10
M26	vs. Florida Atlantic+	.....W, 9-7
M27	at #17 Dallas Baptist+	.....L, 0-5

\* Conference USA Game

+ Conference USA Tournament Game

**2024 (36-22, 15-9 Conference USA)**

**H: 22-9 • A: 12-11 • N: 2-2**

**Conference USA - 3rd**

F16	Bradley	.....L, 2-5
F18	Bradley	.....W, 5-0 (7)
F18	Bradley	.....W, 5-3
F20	at Lipscomb	.....W, 8-5
F23	Purdue Fort Wayne	.....L, 13-14
F24	Purdue Fort Wayne	.....W, 10-1 (7)
F24	Purdue Fort Wayne	.....W, 9-5
F25	Purdue Fort Wayne	.....W, 5-0
F27	at Kentucky	.....L, 0-5
M1	West Virginia	.....L, 0-4
M2	West Virginia	.....L, 3-8
M2	West Virginia	.....W, 7-6
M3	West Virginia	.....W, 4-3
M8	Milwaukee	.....W, 5-0
M9	Milwaukee	.....W, 8-3
M9	Milwaukee	.....L, 5-6 (12)
M10	Milwaukee	.....W, 11-7
M12	at Austin Peay	.....W, 12-9
M15	at SEMO	.....W, 8-3
M16	at SEMO	.....L, 7-8
M17	at SEMO	.....W, 7-2
M19	Southern Indiana	.....W, 5-3
M22	FIU*	.....L, 1-11 (7)
M23	FIU*	.....W, 14-4 (8)
M24	FIU*	.....L, 3-7
M26	at Murray State	.....L, 2-15 (7)
M27	at Jax State*	.....W, 4-2
M28	at Jax State*	.....W, 5-4
M29	at Jax State*	.....W, 11-6
A2	at Vanderbilt	.....Canceled
A5	#8 Dallas Baptist*	.....W, 4-1
A6	#8 Dallas Baptist*	.....W, 6-3
A7	#8 Dallas Baptist*	.....L, 0-3
A9	Louisville	.....W, 3-2 (10)
A10	Bellarmine	.....W, 9-8
A12	at Sam Houston*	.....W, 7-5
A13	at Sam Houston*	.....L, 0-10 (7)
A14	at Sam Houston*	.....W, 8-7
A16	at Southern Indiana	.....W, 2-1
A19	Liberty*	.....W, 6-4
A20	Liberty*	.....W, 10-7
A21	Liberty*	.....W, 5-4
A23	at Louisville	.....L, 5-16 (7)
A26	at Middle Tennessee*	.....L, 9-16
A27	at Middle Tennessee*	.....W, 4-3
A28	at Middle Tennessee*	.....W, 7-4
M3	at UNC Asheville	.....L, 2-3
M4	at UNC Asheville	.....Canceled
M5	at UNC Asheville	.....L, 1-2
M7	Bellarmine	.....W, 14-2 (7)
M10	at Louisiana Tech*	.....L, 7-9
M11	at Louisiana Tech*	.....L, 2-12
M12	at Louisiana Tech*	.....L, 1-7
M16	New Mexico State*	.....L, 4-5
M16	New Mexico State*	.....W, 11-9
M18	New Mexico State*	.....W, 6-2
M22	vs. FIU+	.....L, 5-7
M23	vs. New Mexico State+	.....W, 8-2
M24	vs. FIU+	.....W, 8-5
M25	at #24 Dallas Baptist+	.....L, 5-7

\* Conference USA Game

+ Conference USA Tournament Game



Opponent	W	L	T	Last	Streak
Air Force	1	0	0	1969	W1
Akron	8	3	0	2006	W2
Alabama	6	11	0	1993	L5
Albany	7	3	0	2016	L1
Albion (Mich.)	2	0	0	1981	W2
Arkansas	0	2	0	1987	L2
Arkansas-Little Rock	47	34	0	2014	W1
Arkansas State	37	38	0	2014	L1
Asbury (Ky.)	2	0	0	2002	W2
Auburn	0	3	0	2011	L3
Auburn HS (Ky.)	2	0	0	1913	W2
Aurora (Ill.)	8	0	0	1982	W8
Austin Peay	101	63	1	2024	W1
Ball State	1	1	0	1983	W1
Baylor	1	2	0	2010	W1
Bellarmine	32	13	0	2024	W2
Belmont	29	26	0	2023	W3
Berea	1	0	0	1910	W1
Bethel (Ky.)	7	0	0	1959	W7
Bethel (Tenn.)	7	7	0	1927	L1
Birmingham Southern	1	0	0	1994	W1
Bowling Green	16	4	0	2021	W8
Bradley	6	4	0	2002	W2
Bradley Tech	0	1	0	1940	L1
Brescia	2	0	0	2009	W2
Butler	11	2	0	2012	W7
Campbellsville	28	4	0	1983	W16
Canisius	1	0	0	1979	W1
Capital	2	0	0	1972	W2
Castle Heights HS	1	0	0	1916	W1
Central Florida	11	9	0	2003	W1
<b>Central Michigan</b>	<b>4</b>	<b>9</b>	<b>0</b>	<b>2022</b>	<b>W1</b>
Central Normal (Ind.)	2	0	0	1924	W2
Centre	22	6	0	1975	W3
Charleston Southern	0	1	0	2001	L1
Charlotte	10	10	1	2023	W3
Cincinnati	8	1	0	2021	L1
Cleveland State	1	0	0	1982	W1
Coastal Carolina	1	3	0	2015	W1
College of Charleston	2	1	0	2011	L1
Columbus State (Ga.)	5	3	0	1986	W1
Cumberland (Ky.)	3	2	1	1937	W1
Cumberland (Tenn.)	12	4	1	1991	T1
<b>Dallas Baptist</b>	<b>3</b>	<b>6</b>	<b>0</b>	<b>2024</b>	<b>L1</b>
Dayton	8	2	0	2023	W7
Defiance (Ohio)	1	0	0	1926	W1
DePaul	1	0	0	1942	W1
DuPont Manual HS	2	0	0	1913	W2
East Carolina	0	1	0	2014	L1
East Tennessee State	2	3	0	1978	L2
Eastern Illinois	14	5	0	2019	L1
<b>Eastern Kentucky</b>	<b>77</b>	<b>64</b>	<b>2</b>	<b>2023</b>	<b>L2</b>
Elkton HS	2	1	0	1912	W1
<b>Evansville</b>	<b>40</b>	<b>34</b>	<b>2</b>	<b>2023</b>	<b>L3</b>
Ferris State	4	2	0	1983	L2
Florida	0	6	0	1998	L6
Florida Atlantic	19	36	0	2023	W5
<b>FIU</b>	<b>41</b>	<b>44</b>	<b>0</b>	<b>2024</b>	<b>W1</b>
Florida State	1	14	0	2001	L8
Fort Knox	1	3	0	1952	L1
Franklin (Ind.)	2	0	0	1986	W2
Georgetown (Ky.)	5	0	0	1928	W5
Georgia	3	2	0	2016	W1
Georgia Southern	1	1	0	1979	L1

Georgia Southwestern	1	0	0	1977	W1
Georgia State	7	3	0	2014	L1
Georgia Tech	1	5	0	1997	L4
Glasgow HS	1	0	0	1912	W1
Grand Valley State	1	2	0	1982	L2
Hanover	1	0	0	1923	W1
Hartford	3	0	0	2022	W3
Hillsdale HS	4	1	0	1961	W1
Hopkinsville HS	0	1	0	1938	L1
Houston	7	6	0	1990	L2
Huntington (Ind.)	5	0	0	1985	W5
Illinois	7	10	0	2022	W1
Illinois-Benedictine	1	0	0	1980	W1
Illinois-Chicago	2	1	0	2010	L1
<b>Illinois State</b>	<b>12</b>	<b>14</b>	<b>0</b>	<b>2017</b>	<b>L2</b>
Indiana	3	1	0	2014	L1
Indiana Southeast	4	1	0	1982	W2
Indiana State	5	4	1	1985	W1
Indiana Tech	4	0	0	1997	W4
Iowa	3	0	0	1981	W3
IUPUI	5	1	0	1984	L1
Jacksonville	13	25	0	1998	L3
<b>Jacksonville State</b>	<b>4</b>	<b>6</b>	<b>0</b>	<b>2024</b>	<b>W3</b>
Kansas State	1	0	0	2011	W1
<b>Kennesaw State</b>	-	-	-	-	-
Kent State	4	3	0	2012	W1
<b>Kentucky</b>	<b>29</b>	<b>41</b>	<b>0</b>	<b>2024</b>	<b>L2</b>
Kentucky Southern	2	0	0	1969	W2
Kentucky State	2	0	0	2005	W2
Kentucky Wesleyan	54	26	0	2009	W16
<b>Lafayette College</b>	-	-	-	-	-
La Salle	1	0	0	1984	W1
Lamar	3	10	0	1998	W1
<b>Liberty</b>	<b>3</b>	<b>0</b>	<b>0</b>	<b>2024</b>	<b>W3</b>
Lincoln (Mo.)	2	0	0	1986	W2
Lindsey Wilson	9	1	0	1936	W5
Lipscomb	43	40	1	2024	W1
Louisiana-Lafayette	27	44	0	2014	L2
Louisiana-Monroe	18	13	0	2019	L3
<b>Louisiana Tech</b>	<b>19</b>	<b>32</b>	<b>0</b>	<b>2024</b>	<b>L3</b>
<b>Louisville</b>	<b>70</b>	<b>75</b>	<b>0</b>	<b>2024</b>	<b>L1</b>
LSU	0	3	0	1996	L3
Marietta (Ga.)	0	2	0	1985	L2
Marshall	20	18	0	2022	L3
Maryland	0	2	0	2015	L2
McKendree (Ill.)	3	0	0	1980	W3
Memphis	1	6	0	2019	L4
Mercer	0	5	0	1992	L5
Miami (Fla.)	0	1	0	1978	L1
Miami (Ohio)	1	0	0	1951	W1
Michigan State	4	0	0	2003	W4
<b>Middle Tennessee</b>	<b>133</b>	<b>119</b>	<b>2</b>	<b>2024</b>	<b>W2</b>
Millikin (Ill.)	1	0	0	1952	W1
Milwaukee	8	4	0	2024	W1
Mississippi State	1	3	0	2015	W1
Missouri	3	0	0	2009	W3
Missouri State	1	1	0	1986	L1
Morehead State	17	20	0	2006	L1
Morton Elliot	1	0	0	1922	W1
Murray State	68	66	1	2024	L1
NC State	0	1	0	1987	L1
Nevada	0	1	0	1993	L1
<b>New Mexico State</b>	<b>8</b>	<b>13</b>	<b>0</b>	<b>2024</b>	<b>W3</b>
New Orleans	30	25	0	2010	W8
New York Tech	1	0	0	2011	W1

GENERAL

HILTOPPERS

2024 REVIEW

HISTORY

OPPONENTS

North Alabama	2	0	0	1981	W2
North Dakota State	1	2	0	2021	L2
North Florida	0	1	0	2019	L1
Northeastern Illinois	14	3	0	1997	L2
Northern Illinois	8	4	0	2023	L2
Northern Iowa	2	3	0	2003	W1
Northern Kentucky	3	0	0	2019	W3
Notre Dame	0	1	0	1926	L1
Oakland	3	0	0	2001	W3
Ohio	11	5	0	2023	L1
Ohio State	0	4	0	2015	L4
Ohio Wesleyan	1	0	0	1925	W1
Oklahoma	1	0	0	2007	W1
Oklahoma State	0	2	0	2008	L2
Old Dominion	7	15	0	2022	L4
Ole Miss	4	5	0	2011	W1
Olivet (Mich.)	1	0	0	1981	W1
Oregon State	0	1	0	2002	L1
Pacific	0	1	0	2011	L1
Pittsburgh	1	0	0	2014	W1
Port Huron	1	0	1	1965	T1
Presbyterian	3	4	0	1925	L4
Purdue	6	6	0	2020	L1
Purdue Fort Wayne	5	2	0	2024	W3
Quincy (Ill.)	2	0	0	1980	W2
Rice	11	18	0	2023	W3
Rollins	0	0	1	1984	T1
Saint Louis	7	5	0	2005	L1
St. Francis (N.Y.)	1	0	0	1993	W1
St. Joseph's (Ind.)	1	0	0	1979	W1
St. Joseph's (Pa.)	0	1	0	1983	L1
St. Mary's (Mich.)	8	4	0	1924	W1
St. Mary's (Minn.)	1	0	0	1985	W1
St. Xavier (Ill.)	2	1	0	1982	L1
<b>Sam Houston</b>	<b>2</b>	<b>1</b>	<b>-</b>	<b>2024</b>	<b>W1</b>
Samford	6	1	0	1994	L1
San Diego State	1	3	0	2002	L2
Scottsville HS	1	0	0	1930	W1
Southeast Louisiana	2	2	0	1992	L1
Southeast Missouri St.	4	2	0	2024	W1
South Alabama	53	85	0	2016	W3
South Carolina	0	1	0	2007	L1
South Dakota State	3	0	0	2023	W3
South Florida	30	26	0	1991	W5
<b>Southern Illinois</b>	<b>15</b>	<b>26</b>	<b>0</b>	<b>2015</b>	<b>W5</b>
<b>Southern Indiana</b>	<b>11</b>	<b>3</b>	<b>0</b>	<b>2024</b>	<b>W6</b>
Southern Miss	3	17	0	2022	L4
Springfield HS	1	0	0	1913	W1
Sue Bennett	1	0	0	1997	W1
Tampa	0	1	0	1980	L1
Temple	1	1	0	1983	W1
Tennessee	4	6	0	2019	L1
Tennessee State	6	1	0	1984	W5
<b>Tennessee Tech</b>	<b>70</b>	<b>50</b>	<b>2</b>	<b>2018</b>	<b>L3</b>
Texas	0	1	0	1987	L1
Texas A&M	2	0	0	2010	W2
Texas State	2	3	0	2014	L3
TCU	0	1	0	2008	L1
Thomas More	2	0	0	1980	W2
Toledo	5	2	0	2012	W1
Transylvania	5	0	0	1928	W5
Trevecca Nazarene	1	1	0	1978	L1
Troy	14	24	0	2014	L2
Tulane	1	3	0	2021	W1
UAB	41	34	0	2023	L1

<b>UNC Asheville</b>	<b>3</b>	<b>2</b>	<b>0</b>	<b>2024</b>	<b>L2</b>
UNC Wilmington	1	0	0	2007	W1
Union (Ky.)	2	0	0	1959	W2
Union (Tenn.)	3	0	0	1975	W3
UNLV	0	3	0	2004	L3
USC Upstate	3	1	0	2020	W2
UT Arlington	0	3	0	2014	L3
<b>UT Martin</b>	<b>6</b>	<b>0</b>	<b>0</b>	<b>2004</b>	<b>W6</b>
UTPA	7	8	0	2005	W1
UTSA	10	10	0	2023	L3
Valdosta State	2	4	0	1980	W2
Valparaiso	8	4	0	2021	W1
<b>Vanderbilt</b>	<b>33</b>	<b>67</b>	<b>2</b>	<b>2023</b>	<b>L8</b>
VCU	6	1	0	2010	W6
Villanova	1	0	0	1984	W1
Virginia	1	0	0	1976	W1
VMI	3	0	0	2013	W3
Wake Forest	0	1	0	2005	L1
Washington	0	1	0	2004	L1
Washington (Mo.)	3	1	0	1992	W3
Wayne State (Mich.)	4	0	0	1981	W4
West Virginia	2	5	0	2024	W2
Western Carolina	0	2	0	1990	L2
Western Illinois	11	5	0	2022	W1
Western Michigan	1	0	0	1977	W1
Wheaton (Ill.)	1	0	0	1962	W1
Winthrop	0	1	0	2005	L1
Wittenberg (Ohio)	0	2	0	1972	L2
Wofford	7	2	0	2005	L1
Wright State	5	2	0	2020	L1
Wyoming	1	0	0	1995	W1
Xavier	15	2	0	2007	W10
Yale	1	3	0	2000	L2
Youngstown State	8	1	0	2016	W1

### Bold - 2025 Opponents

## OPponents

1960	Clarksville, Tenn.....L	1-9	4/26/94	Bowling Green, Ky.....W	4-2	3/24/87	Bowling Green, Ky.....W	4-1
1961	Bowling Green, Ky.....W	9-0	4/20/95	Bowling Green, Ky.....W	8-4	3/16/88	Louisville, Ky.....L	5-6
1961	Clarksville, Tenn.....W	9-0	4/25/95	Clarksville, Tenn.....L	4-5	3/29/88	Bowling Green, Ky.....W	11-5
1962	Clarksville, Tenn.....L	6-7	4/2/96	Bowling Green, Ky.....L	3-17	4/4/89	Louisville, Ky.....L	3-5
1964	Clarksville, Tenn.....W	5-4	4/17/96	Clarksville, Tenn.....W	8-4	4/17/91	Bowling Green, Ky.....W	4-0
1964	Clarksville, Tenn.....W	3-1	4/2/97	Clarksville, Tenn.....L	8-22	3/16/21	Bowling Green, Ky.....L	3-7
1964	Clarksville, Tenn.....W	8-7	4/16/97	Bowling Green, Ky.....W	9-3	5/17/22	Louisville, Ky.....W	10-2
1964	Clarksville, Tenn.....W	13-0	4/8/98	Bowling Green, Ky.....L	8-9	2/28/23	Bowling Green, Ky.....L	7-9
1965	Bowling Green, Ky.....W	2-0	4/15/98	Clarksville, Tenn.....W	6-4	4/10/24	Bowling Green, Ky.....W	9-8
1965	Bowling Green, Ky.....W	5-3	4/7/99	Bowling Green, Ky.....L	4-12	5/7/24	Bowling Green, Ky.....W	14-2
1965	Clarksville, Tenn.....L	2-4	5/6/99	Clarksville, Tenn.....W	13-1			
1965	Clarksville, Tenn.....L	7-10	4/18/00	Clarksville, Tenn.....W	7-5			
1966	Clarksville, Tenn.....W	5-4	4/4/01	Clarksville, Tenn.....L	12-14			
1966	Clarksville, Tenn.....L	2-11	4/10/01	Bowling Green, Ky.....W	8-2			
1966	Bowling Green, Ky.....W	7-0	4/2/02	Bowling Green, Ky.....W	14-2	1954	Bowling Green, Ky.....W	9-8
1966	Bowling Green, Ky.....L	1-3	4/16/02	Clarksville, Tenn.....L	7-8	1954	Nashville, Tenn.....W	12-9
1967	Bowling Green, Ky.....W	14-6	4/8/03	Clarksville, Tenn.....W	9-2	1955	Nashville, Tenn.....W	5-3
1967	Bowling Green, Ky.....W	2-1	4/14/04	Clarksville, Tenn.....W	13-1	1955	Bowling Green, Ky.....L	11-14
1967	Clarksville, Tenn.....W	4-3	4/27/05	Clarksville, Tenn.....L	4-5	1958	Nashville, Tenn.....W	8-7
1967	Clarksville, Tenn.....L	5-6	5/17/05	Bowling Green, Ky.....W	29-13	1958	Bowling Green, Ky.....W	9-2
1968	Bowling Green, Ky.....W	5-3	4/4/06	Bowling Green, Ky.....L	9-12	1959	Bowling Green, Ky.....L	7-13
1968	Bowling Green, Ky.....W	4-0	4/18/06	Clarksville, Tenn.....L	5-11	1959	Nashville, Tenn.....W	9-0
1968	Clarksville, Tenn.....W	2-0	4/24/07	Bowling Green, Ky.....L	5-6	1960	Nashville, Tenn.....L	6-8
1968	Clarksville, Tenn.....L	6-7	3/26/08	Bowling Green, Ky.....L	3-9	1961	Nashville, Tenn.....L	0-13
1969	Bowling Green, Ky.....W	9-5	4/14/09	Clarksville, Tenn.....L	4-7	1963	Bowling Green, Ky.....L	3-4
1969	Bowling Green, Ky.....W	6-2	4/28/09	Bowling Green, Ky.....W	14-4	1963	Nashville, Tenn.....W	7-1
1969	Clarksville, Tenn.....W	9-0	3/2/10	Bowling Green, Ky.....W	14-7	1964	Nashville, Tenn.....L	6-7
1969	Clarksville, Tenn.....W	11-4	4/13/10	Clarksville, Tenn.....W	14-7	1964	Bowling Green, Ky.....W	16-6
1970	Bowling Green, Ky.....W	6-2	3/22/11	Bowling Green, Ky.....W	5-2	1965	Bowling Green, Ky.....L	0-5
1970	Bowling Green, Ky.....L	1-2	4/12/11	Clarksville, Tenn.....W	17-6	1965	Nashville, Tenn.....L	1-3
1970	Clarksville, Tenn.....W	4-1	3/21/12	Clarksville, Tenn.....W	12-8	1970	Bowling Green, Ky.....W	5-2
1970	Clarksville, Tenn.....L	5-11	3/6/13	Clarksville, Tenn.....L	6-7	1970	Bowling Green, Ky.....W	3-1
1971	Bowling Green, Ky.....L	3-5	4/3/13	Bowling Green, Ky.....L	1-3	3/16/99	Nashville, Tenn.....W	16-3
1971	Bowling Green, Ky.....W	5-4	4/28/15	Bowling Green, Ky.....W	6-5	2/22/00	Nashville, Tenn.....W	8-1
1972	Clarksville, Tenn.....W	2-1	4/29/15	Clarksville, Tenn.....W	10-6	3/12/03	Bowling Green, Ky.....L	1-4
1972	Clarksville, Tenn.....L	0-12	3/22/16	Bowling Green, Ky.....L	2-16	3/9/04	Nashville, Tenn.....L	3-9
1972	Bowling Green, Ky.....W	4-2	4/19/17	Bowling Green, Ky.....L	3-7	3/23/05	Nashville, Tenn.....L	8-9
1972	Bowling Green, Ky.....L	3-6	4/25/17	Clarksville, Tenn.....W	22-17	2/21/06	Nashville, Tenn.....L	4-7
1972	Clarksville, Tenn.....L	1-2	5/1/18	Clarksville, Tenn.....L	0-6	5/3/06	Bowling Green, Ky.....L	7-15
1972	Clarksville, Tenn.....W	5-2	3/19/19	Bowling Green, Ky.....L	3-5	4/10/07	Bowling Green, Ky.....W	6-5
1973	Bowling Green, Ky.....L	2-3	5/14/19	Clarksville, Tenn.....L	12-20	3/5/08	Nashville, Tenn.....L	1-6
1973	Bowling Green, Ky.....L	3-4	2/25/20	Bowling Green, Ky.....W	10-5	3/18/08	Bowling Green, Ky.....W	14-6
1973	Bowling Green, Ky.....L	3-5	5/10/22	Bowling Green, Ky.....W	11-6	3/3/09	Bowling Green, Ky.....L	8-12
1973	Bowling Green, Ky.....W	4-3	3/14/23	Bowling Green, Ky.....W	8-2	3/4/09	Nashville, Tenn.....W	7-1
1974	Clarksville, Tenn.....L	8-15	4/25/23	Clarksville, Tenn.....L	11-12	3/2/10	Nashville, Tenn.....L	3-5
1974	Clarksville, Tenn.....W	6-3	3/12/24	Clarksville, Tenn.....W	12-9	4/7/10	Bowling Green, Ky.....W	3-2
1974	Clarksville, Tenn.....L	2-9				3/15/11	Nashville, Tenn.....W	11-6
1974	Clarksville, Tenn.....W	4-3				3/30/11	Bowling Green, Ky.....L	8-9
1975	Bowling Green, Ky.....L	7-10				3/20/12	Bowling Green, Ky.....L	5-6
1975	Bowling Green, Ky.....W	6-0				4/17/12	Nashville, Tenn.....L	0-7
1976	Clarksville, Tenn.....W	7-1	2/26/83	Bowling Green, Ky.....L	5-6	2/26/13	Nashville, Tenn.....L	4-13
1976	Clarksville, Tenn.....W	2-0		Bowling Green, Ky.....W	9-4	2/27/13	Bowling Green, Ky.....L	6-7
1977	Clarksville, Tenn.....L	0-5				2/18/14	Nashville, Tenn.....L	3-7
1977	Clarksville, Tenn.....W	7-4				4/30/14	Bowling Green, Ky.....W	13-3
1978	Bowling Green, Ky.....L	5-2				2/24/15	Nashville, Tenn.....L	1-9
1978	Bowling Green, Ky.....L	1-3				3/03/15	Bowling Green, Ky.....W	5-2
1978	Clarksville, Tenn.....L	7-10	3/12/87	Waco, Texas.....L	5-11	3/1/16	Nashville, Tenn.....W	10-4
1978	Clarksville, Tenn.....W	7-3	3/13/87	Waco, Texas.....L	6-8	4/19/16	Bowling Green, Ky.....W	3-2
1978	Bowling Green, Ky.....L	2-2	2/28/10	Waco, Texas.....W	6-2	2/22/17	Nashville, Tenn.....L	3-11
1978	Bowling Green, Ky.....L	0-2				3/7/17	Bowling Green, Ky.....W	3-2
4/8/79	Clarksville, Tenn.....L	2-3				2/20/18	Bowling Green, Ky.....W	4-1
4/25/79	Bowling Green, Ky.....W	7-1				3/6/18	Nashville, Tenn.....W	15-7
	Bowling Green, Ky.....L	3-4	1960	Bowling Green, Ky.....L	2-5	4/9/19	Bowling Green, Ky.....W	8-7
4/6/80	Clarksville, Tenn.....W	5-4	1960	Louisville, Ky.....W	4-3	4/16/19	Nashville, Tenn.....W	12-7
	Clarksville, Tenn.....W	9-8	1961	Bowling Green, Ky.....W	1-0	3/3/20	Bowling Green, Ky.....L	7-9
4/24/80	Bowling Green, Ky.....W	5-3	1961	Louisville, Ky.....W	5-4	3/15/22	Nashville, Tenn.....L	7-8
	Bowling Green, Ky.....W	1-6	1962	Bowling Green, Ky.....W	5-0	4/5/22	Bowling Green, Ky.....W	9-8
3/29/81	Bowling Green, Ky.....L	1-9 (f)	1962	Louisville, Ky.....L	5-9	2/21/23	Nashville, Tenn.....W	9-7
4/30/81	Bowling Green, Ky.....W	9-12	1963	Bowling Green, Ky.....W	9-0	3/7/23	Bowling Green, Ky.....W	11-1
	(OVC Tournament)		1965	Louisville, Ky.....W	9-7			
4/1/82	Bowling Green, Ky.....W	6-5	1966	Bowling Green, Ky.....W	12-1			
	Bowling Green, Ky.....W	4-5	1967	Bowling Green, Ky.....W	10-2			
4/21/82	Clarksville, Tenn.....W	2-1	1967	Louisville, Ky.....W	9-2	1910	Berea, Ky.....W	6-4
	Clarksville, Tenn.....W	2-1	1968	Bowling Green, Ky.....W	4-3			
3/31/83	Bowling Green, Ky.....L	4-5	1970	Bowling Green, Ky.....W	3-0			
4/12/83	Clarksville, Tenn.....W	21-15	1970	Bowling Green, Ky.....W	3-0			
3/29/84	Clarksville, Tenn.....L	1-2	1973	Bowling Green, Ky.....L	5-7			
4/11/84	Bowling Green, Ky.....W	13-9	1973	Bowling Green, Ky.....W	8-0	1926	Bethel, Ky.....W	12-0
4/3/85	Clarksville, Tenn.....W	5-3	1973	Louisville, Ky.....L	0-2	1926	Bowling Green, Ky.....W	6-3
4/15/86	Clarksville, Tenn.....L	5-6	1973	Louisville, Ky.....L	4-5	1927	Bethel, Ky.....W	1-0
4/29/86	Bowling Green, Ky.....W	7-2	1974	Bowling Green, Ky.....W	1-0	1927	Bethel, Ky.....W	1-0
4/29/87	Bowling Green, Ky.....W	10-8	1974	Bowling Green, Ky.....W	5-4	1928	Bowling Green, Ky.....W	24-2
4/5/88	Clarksville, Tenn.....L	26-13	1974	Louisville, Ky.....W	7-8	1959	Bowling Green, Ky.....W	24-2
4/19/88	Bowling Green, Ky.....W	20-7	1974	Louisville, Ky.....W	7-6	1959	Bethel, Ky.....W	9-0
4/12/89	Bowling Green, Ky.....L	4-5	1975	Bowling Green, Ky.....W	7-1			
4/18/89	Clarksville, Tenn.....W	13-6	1975	Bowling Green, Ky.....L	0-3			
4/11/90	Bowling Green, Ky.....W	10-5	1977	Bowling Green, Ky.....W	5-3			
4/23/90	Clarksville, Tenn.....W	12-10	1977	Bowling Green, Ky.....W	10-5	1914	Bowling Green, Ky.....L	1-3
2/28/91	Bowling Green, Ky.....L	6-9	1977	Louisville, Ky.....W	8-7	1914	Bowling Green, Ky.....W	9-5
4/10/91	Bowling Green, Ky.....W	7-2	1977	Louisville, Ky.....W	13-6	1924	McKenzie, Tenn.....L	5-7
5/7/91	Clarksville, Tenn.....W	10-5	3/15/83	Bowling Green, Ky.....W	6-5	1925	Bowling Green, Ky.....L	3-5
4/1/92	Bowling Green, Ky.....W	10-2		Bowling Green, Ky.....L	0-5	1925	Bowling Green, Ky.....W	9-8
4/27/92	Clarksville, Tenn.....L	3-4	3/15/84	Louisville, Ky.....L	4-7	1925	McKenzie, Tenn.....W	6-5
5/11/92	Bowling Green, Ky.....W	5-3	4/11/85	Bowling Green, Ky.....W	5-4	1925	McKenzie, Tenn.....L	2-4
4/27/93	Clarksville, Tenn.....L	6-18	3/26/86	Louisville, Ky.....W	6-4	1925	McKenzie, Tenn.....W	1-0
4/28/93	Bowling Green, Ky.....W	10-5	4/8/86	Bowling Green, Ky.....W	14-5	1925	McKenzie, Tenn.....W	7-0
4/21/94	Clarksville, Tenn.....W	14-6	3/5/87	Louisville, Ky.....W	6-1	1926	McKenzie, Tenn.....W	2-1

**Belmont (29-26)  
Home: 16-11; Away: 13-15**

**Ball State (1-1)  
Home: 1-1**

**Baylor (1-2)  
Away: 1-2**

**Bellarmine (32-13)  
Home: 22-6; Away: 10-7**

**Berea (1-0)  
Away: 1-0**

**Bethel (Ky.) (7-0)  
Home: 3-0; Away: 4-0**

**Bethel (Tenn.) (7-7)  
Home: 2-4; Away: 5-3**



1926	McKenzie, Tenn.....	L	3-6
1926	Bowling Green, Ky.....	L	2-3
1927	McKenzie, Tenn.....	W	2-0
1927	Bowling Green, Ky.....	L	2-4

**Birmingham Southern (1-0)**  
**Away: 1-0**

2/26/94	Birmingham, Ala.....	W	3-1
---------	----------------------	---	-----

**Bowling Green (16-4)**  
**Home: 16-4**

3/24/85	Bowling Green, Ky.....	W	2-1
3/16/02	Bowling Green, Ky.....	L	1-3
3/17/02	Bowling Green, Ky.....	W	6-2
2/22/08	Bowling Green, Ky.....	W	8-7
2/23/08	Bowling Green, Ky.....	L	11-4
2/24/08	Bowling Green, Ky.....	W	9-12
2/18/11	Bowling Green, Ky.....	W	14-9
2/19/11	Bowling Green, Ky.....	W	12-1
2/20/11	Bowling Green, Ky.....	L	8-7
2/15/13	Bowling Green, Ky.....	L	12-3
2/16/13	Bowling Green, Ky.....	L	8-9
2/17/13	Bowling Green, Ky.....	L	2-3
3/9/18	Bowling Green, Ky.....	W	4-3
3/10/18	Bowling Green, Ky.....	W	17-5
	Bowling Green, Ky.....	W	9-3
	Bowling Green, Ky.....	W	5-4
3/12/21	Bowling Green, Ky.....	W	4-3
3/13/21	Bowling Green, Ky.....	W	4-1
	Bowling Green, Ky.....	W	3-1
3/14/21	Bowling Green, Ky.....	W	17-6

**Bradley (6-4)**  
**Home: 6-3; Away: 0-1**

1971	Peoria, Ill.....	L	0-4
3/9/91	Bowling Green, Ky.....	W	7-6
	Bowling Green, Ky.....	W	4-16
3/10/91	Bowling Green, Ky.....	W	7-0
	Bowling Green, Ky.....	W	3-7
3/2/02	Bowling Green, Ky.....	W	4-3
	Bowling Green, Ky.....	W	12-3
2/16/24	Bowling Green, Ky.....	L	2-5
2/18/24	Bowling Green, Ky.....	W	5-0 (7)
2/18/24	Bowling Green, Ky.....	W	5-3

**Bradley Tech (0-1)**  
**Home: 0-1**

1940	Bowling Green, Ky.....	L	4-6
------	------------------------	---	-----

**Brescia (2-0)**  
**Home: 2-0**

4/18/02	Bowling Green, Ky.....	W	8-4
3/24/09	Bowling Green, Ky.....	W	4-3

**Butler (11-2)**  
**Home: 10-2; Neutral: 1-0**

3/11/81	Panama City, Fla.....	W	7-2
3/20/90	Bowling Green, Ky.....	L	2-4
	Bowling Green, Ky.....	W	12-4
3/15/91	Bowling Green, Ky.....	W	6-0
3/16/91	Bowling Green, Ky.....	W	6-0
	Bowling Green, Ky.....	L	3-4
2/22/97	Bowling Green, Ky.....	W	8-3
	Bowling Green, Ky.....	W	2-1
2/23/97	Bowling Green, Ky.....	W	8-3
3/3/06	Bowling Green, Ky.....	W	9-3
3/4/06	Bowling Green, Ky.....	W	12-10
3/5/06	Bowling Green, Ky.....	W	3-2
3/13/12	Bowling Green, Ky.....	W	13-2

**Campbellsville (28-4)**  
**Home: 17-2; Away: 11-2**

1960	Campbellsville, Ky.....	W	11-5
1961	Bowling Green, Ky.....	L	8-9
1961	Bowling Green, Ky.....	W	6-3
1962	Bowling Green, Ky.....	W	20-0
1962	Campbellsville, Ky.....	W	8-6
1962	Campbellsville, Ky.....	W	4-3
1963	Bowling Green, Ky.....	W	11-0
1963	Bowling Green, Ky.....	W	8-7
1963	Campbellsville, Ky.....	L	5-6
1966	Bowling Green, Ky.....	W	16-10
1967	Bowling Green, Ky.....	W	10-2
1967	Campbellsville, Ky.....	W	3-0
1968	Bowling Green, Ky.....	W	15-2
1969	Campbellsville, Ky.....	L	1-4
1969	Campbellsville, Ky.....	W	6-2
1970	Bowling Green, Ky.....	L	1-2
1970	Bowling Green, Ky.....	W	7-2
1972	Bowling Green, Ky.....	W	6-4
1972	Bowling Green, Ky.....	W	5-3
1973	Bowling Green, Ky.....	W	6-1

1973	Bowling Green, Ky.....	W	10-2
1973	Campbellsville, Ky.....	W	5-1
2-0 1973	Campbellsville, Ky.....	W	7-0
1974	Bowling Green, Ky.....	W	6-1
1974	Bowling Green, Ky.....	W	3-2
1974	Campbellsville, Ky.....	W	17-6
1974	Campbellsville, Ky.....	W	16-7
1977	Campbellsville, Ky.....	W	20-0
1978	Bowling Green, Ky.....	W	15-4
5/6/80	Bowling Green, Ky.....	W	12-11
5/4/81	Campbellsville, Ky.....	W	11-4
4/21/83	Bowling Green, Ky.....	W	5-4

**Canisius (1-0)**  
**Neutral: 1-0**

3/15/79	N/A.....	W	17-4
---------	----------	---	------

**Capital (2-0)**  
**Home: 2-0**

1972	Bowling Green, Ky.....	W	8-3
1972	Bowling Green, Ky.....	W	6-5

**Castle Heights HS (1-0)**  
**Neutral: 0-1**

1916	N/A.....	W	11-2
------	----------	---	------

**Central Florida (11-9)**  
**Home: 2-1; Away: 9-8**

3/6/83	Orlando, Fla.....	W	8-2
3/7/83	Orlando, Fla.....	L	0-1
3/8/83	Orlando, Fla.....	W	5-3
3/9/83	Orlando, Fla.....	L	10-11
3/8/84	Orlando, Fla.....	L	2-12
2/9/90	Orlando, Fla.....	W	9-3
2/10/90	Orlando, Fla.....	L	3-13
	Orlando, Fla.....	W	4-2
2/15/91	Orlando, Fla.....	W	14-12
2/16/91	Orlando, Fla.....	L	2-4
2/17/91	Orlando, Fla.....	L	5-6
4/3/92	Orlando, Fla.....	W	7-4
4/4/92	Orlando, Fla.....	W	10-7
4/5/92	Orlando, Fla.....	L	3-4
4/24/92	Bowling Green, Ky.....	W	12-7
4/25/92	Bowling Green, Ky.....	L	26-12
4/26/92	Bowling Green, Ky.....	L	4-12
2/14/03	Orlando, Fla.....	W	4-2
2/15/03	Orlando, Fla.....	L	5-6
2/16/03	Orlando, Fla.....	W	4-3

**Central Michigan (4-9)**  
**Home: 4-9**

2/25/05	Bowling Green, Ky.....	W	7-6
2/26/05	Bowling Green, Ky.....	L	1-4
	Bowling Green, Ky.....	L	4-8
2/27/05	Bowling Green, Ky.....	L	1-5
2/17/06	Bowling Green, Ky.....	L	5-15
	Bowling Green, Ky.....	L	6-20
2/22/13	Bowling Green, Ky.....	L	2-4
2/23/13	Bowling Green, Ky.....	W	12-6
2/24/13	Bowling Green, Ky.....	W	4-2
2/25/22	Bowling Green, Ky.....	L	4-6
2/26/22	Bowling Green, Ky.....	L	4-7
2/26/22	Bowling Green, Ky.....	L	0-3
2/27/22	Bowling Green, Ky.....	W	14-7

**Central Normal (Ind.) (2-0)**  
**Home: 2-0**

1924	Bowling Green, Ky.....	W	12-1
1924	Bowling Green, Ky.....	W	7-3

**Centre (22-6)**  
**Home: 8-1; Away: 14-5**

1928	Danville, Ky.....	W	7-5
1928	Danville, Ky.....	W	4-3
1928	Danville, Ky.....	W	6-0
1929	Danville, Ky.....	L	4-8
1929	Danville, Ky.....	W	19-5
1929	Bowling Green, Ky.....	W	8-3
1929	Bowling Green, Ky.....	L	8-10
1946	Danville, Ky.....	W	18-11
1947	Danville, Ky.....	L	7-8
1948	Danville, Ky.....	L	9-10
1951	Bowling Green, Ky.....	W	3-2
1951	Danville, Ky.....	W	16-2
1967	Danville, Ky.....	W	14-4
1967	Danville, Ky.....	W	12-6
1968	Bowling Green, Ky.....	W	5-4
1968	Bowling Green, Ky.....	W	3-0
1969	Danville, Ky.....	W	3-2
1969	Danville, Ky.....	L	1-2
1970	Danville, Ky.....	W	21-5
1970	Danville, Ky.....	W	6-5

1971	Danville, Ky.....	W	8-1
1971	Danville, Ky.....	W	5-3
1972	Bowling Green, Ky.....	W	6-1
1972	Bowling Green, Ky.....	W	7-5
1974	Danville, Ky.....	L	4-7
1974	Danville, Ky.....	W	10-2
1975	Bowling Green, Ky.....	W	8-0
1975	Bowling Green, Ky.....	W	3-2

**Charleston Southern (0-1)**  
**Away: 0-1**

2/11/01	Charleston, S.C.....	L	3-4
---------	----------------------	---	-----

**Charlotte (10-10-1)**  
**Home: 7-6-1; Away: 3-4**

5/10/87	Charlotte, N.C.....	W	9-4
5/18/88	Bowling Green, Ky.....	W	10-2
	(Sun Belt Tournament)		
4/13/17	Bowling Green, Ky.....	L	4-6
4/14/17	Bowling Green, Ky.....	L	5-16
4/15/17	Bowling Green, Ky.....	L	1-3
5/4/18	Charlotte, N.C.....	L	2-4
5/5/18	Charlotte, N.C.....	L	4-6
5/6/18	Charlotte, N.C.....	W	9-8
3/29/19	Bowling Green, Ky.....	W	8-4
	Bowling Green, Ky.....	W	8-5
3/31/19	Bowling Green, Ky.....	T	13-13
3/26/21	Bowling Green, Ky.....	L	4-7
3/27/21	Bowling Green, Ky.....	L	0-6
	Bowling Green, Ky.....	L	4-5
	Bowling Green, Ky.....	W	17-16
3/28/21	Charlotte, N.C.....	W	7-5
3/18/22	Charlotte, N.C.....	L	1-3
3/19/22	Charlotte, N.C.....	L	12-13
3/20/22	Charlotte, N.C.....	L	8-4
4/27/23	Bowling Green, Ky.....	W	5-3
4/28/23	Bowling Green, Ky.....	W	14-10

**Cincinnati (8-1)**  
**Home: 6-1; Away: 1-0; Neutral: 1-0**

1937	Cincinnati, Ohio.....	W	10-6
3/22/90	Bowling Green, Ky.....	W	7-6
3/1/98	Bowling Green, Ky.....	W	6-1
2/26/99	Bowling Green, Ky.....	W	10-0
2/28/99	Bowling Green, Ky.....	W	13-10
2/26/16	Athens, Ga.....	W	5-2
	(Bulldog Invitational)		
2/26/21	Bowling Green, Ky.....	W	5-4
2/27/21	Bowling Green, Ky.....	W	5-4
	Bowling Green, Ky.....	L	3-11

**Cleveland State (1-0)**  
**Home: 1-0**

3/19/82	Bowling Green, Ky.....	W	2-0
---------	------------------------	---	-----

**Coastal Carolina (1-3)**  
**Away: 1-3**

2/11/89	Conway, S.C.....	L	3-10
2/12/89	Conway, S.C.....	L	7-16
2/26/11	Myrtle Beach, S.C.....	L	1-6
2/14/15	Myrtle Beach, S.C.....	W	9-4

**College of Charleston (2-1)**  
**Away: 2-1**

2/9/01	Charleston, S.C.....	W	10-3
2/10/01	Charleston, S.C.....	W	7-5
3/4/11	Charleston, S.C.....	L	5-7

**Columbus State (Ga.) (5-3)**  
**Home: 2-1; Away: 3-2**

1978	Columbus, Ga.....	L	2-3
3/9/79	Columbus, Ga.....	W	6-1
	Columbus, Ga.....	W	7-2
3/22/80	Columbus, Ga.....	W	13-4
	Columbus, Ga.....	L	5-6
5/10/86	Bowling Green, Ky.....	W	10-2
	Bowling Green, Ky.....	L	2-4
5/11/86	Bowling Green, Ky.....	W	7-3

**Cumberland (Ky.) (3-2-1)**  
**Home: 1-0; Away: 2-2-1**

1916	Williamsburg, Ky.....	T	0-0
1916	Williamsburg, Ky.....	W	6-4
1923	Bowling Green, Ky.....	W	5-4
1923	Williamsburg, Ky.....	L	2-10
1937	Williamsburg, Ky.....	L	6-7
1937	Williamsburg, Ky.....	W	15-2

GENERAL

HILLTOPPERS

2024 REVIEW

HISTORY

OPPONENTS



<b>Cumberland (Tenn.) (12-1-1)</b> <b>Home: 5-2; Away: 7-2-1</b>			3/16/90	Bowling Green, Ky.....W	13-5	4/5/80	Bowling Green, Ky.....W	4-1
			2/23/91	Bowling Green, Ky.....W	5-2		Bowling Green, Ky.....W	20-0
4/17/84	Lebanon, Tenn.....W	5-2	2/24/91	Bowling Green, Ky.....W	20-2	4/20/80	Richmond, Ky.....W	6-1
4/26/84	Lebanon, Tenn.....L	1-0	2/24/19	Bowling Green, Ky.....W	6-1		Richmond, Ky.....W	12-8
2/28/85	Lebanon, Tenn.....W	4-5		Bowling Green, Ky.....W	10-9	4/11/81	Richmond, Ky.....W	3-1
	Lebanon, Tenn.....W	11-2	2/25/19	Bowling Green, Ky.....W	5-4		Richmond, Ky.....W	18-6
	Lebanon, Tenn.....W	3-2		Bowling Green, Ky.....L	1-8	4/16/81	Bowling Green, Ky.....L	0-4
4/8/85	Bowling Green, Ky.....L	5-13	<b>Eastern Kentucky (77-64-2)</b>			4/17/81	Bowling Green, Ky.....W	11-6
4/18/85	Bowling Green, Ky.....W	6-1	<b>Home: 48-22-1; Away: 29-42-1</b>			4/30/81	Bowling Green, Ky.....L	8-11
3/1/86	Lebanon, Tenn.....L	2-3				<b>(OVC Tournament)</b>		
	Lebanon, Tenn.....W	4-3	1910	Bowling Green, Ky.....W	6-0	5/1/82	Bowling Green, Ky.....W	6-3
4/16/86	Bowling Green, Ky.....W	11-8		(First Game in WKU History)		<b>(OVC Tournament)</b>		
3/3/87	Bowling Green, Ky.....W	10-5	1910	Richmond, Ky.....L	0-5	3/31/84	Bowling Green, Ky.....W	5-3
3/23/87	Bowling Green, Ky.....W	7-4	1912	Richmond, Ky.....L	4-2		Bowling Green, Ky.....L	4-8
4/1/87	Lebanon, Tenn.....W	17-3	1912	Bowling Green, Ky.....W	4-0	5/6/84	Richmond, Ky.....L	1-4
3/22/88	Bowling Green, Ky.....W	11-6	1913	Richmond, Ky.....L	0-4	3/23/88	Bowling Green, Ky.....L	8-9
3/14/89	Lebanon, Tenn.....W	9-8	1913	Richmond, Ky.....L	2-3	3/24/88	Bowling Green, Ky.....W	9-9
3/23/89	Bowling Green, Ky.....L	3-10	1913	Bowling Green, Ky.....W	6-5	3/15/89	Bowling Green, Ky.....W	6-2
4/11/91	Lebanon, Tenn.....T	6-6	1913	Bowling Green, Ky.....W	22-0	5/11/89	Richmond, Ky.....L	4-14
<b>Dallas Baptist (3-6)</b>			1914	Richmond, Ky.....L	0-1	3/27/90	Bowling Green, Ky.....L	2-10
<b>Home: 2-1; Away: 1-2; Neutral 0-3</b>			1914	Richmond, Ky.....W	11-3	5/10/90	Richmond, Ky.....W	14-7
5/18/23	Dallas, Texas.....W	11-7	1916	Richmond, Ky.....W	10-0	3/6/91	Bowling Green, Ky.....W	8-2
5/19/23	Dallas, Texas.....L	6-11	1916	Richmond, Ky.....W	7-2	5/8/91	Richmond, Ky.....L	3-4
5/20/23	Dallas, Texas.....L	1-7	1922	Bowling Green, Ky.....W	5-4	3/24/92	Richmond, Ky.....L	20-3
5/25/23	Houston, Texas.....L	2-10	1922	Bowling Green, Ky.....W	12-5	3/10/93	Richmond, Ky.....W	15-4
	(CUSA Tournament)		1928	Bowling Green, Ky.....W	N/A	4/6/93	Bowling Green, Ky.....W	9-6
5/27/23	Houston, Texas.....L	0-5	1929	Bowling Green, Ky.....W	9-8	3/31/94	Bowling Green, Ky.....W	7-1
	(CUSA Tournament)		1929	Bowling Green, Ky.....W	16-2	5/11/94	Richmond, Ky.....L	10-11
4/5/24	Bowling Green, Ky.....W	4-1	1935	Richmond, Ky.....L	1-6	3/29/95	Richmond, Ky.....L	6-8
4/6/24	Bowling Green, Ky.....W	6-3	1936	Richmond, Ky.....L	0-3	4/12/95	Bowling Green, Ky.....W	14-9
4/7/24	Bowling Green, Ky.....L	0-3	1937	Richmond, Ky.....L	9-10	3/22/96	Richmond, Ky.....L	5-6
5/25/24	Ruston, La.....L	5-7	1937	Richmond, Ky.....L	2-7	4/9/96	Bowling Green, Ky.....W	10-7
	(CUSA Tournament)		1938	Richmond, Ky.....L	7-9	2/25/97	Richmond, Ky.....L	5-10
<b>Dayton (8-2)</b>			1938	Richmond, Ky.....L	4-5	4/30/97	Bowling Green, Ky.....W	10-6
<b>Home: 8-2</b>			1938	Bowling Green, Ky.....L	0-10	5/5/98	Richmond, Ky.....W	17-6
			1938	Bowling Green, Ky.....L	5-12	4/8/99	Richmond, Ky.....L	11-18
3/9/02	Bowling Green, Ky.....W	7-6	1939	Bowling Green, Ky.....L	6-12	4/21/99	Bowling Green, Ky.....L	6-12
	Bowling Green, Ky.....L	4-6	1939	Bowling Green, Ky.....W	11-10	4/12/00	Bowling Green, Ky.....W	7-1
3/10/02	Bowling Green, Ky.....L	2-9	1939	Richmond, Ky.....W	15-14	5/10/00	Richmond, Ky.....W	16-6
3/4/03	Bowling Green, Ky.....L	3-0	1939	Richmond, Ky.....L	4-5	4/25/01	Bowling Green, Ky.....W	17-3
3/6/04	Bowling Green, Ky.....W	4-3	1940	Richmond, Ky.....W	5-0	5/9/01	Richmond, Ky.....L	4-5
	Bowling Green, Ky.....W	5-3	1940	Richmond, Ky.....L	6-7	3/1/02	Bowling Green, Ky.....L	3-2
3/7/04	Bowling Green, Ky.....W	16-4	1940	Bowling Green, Ky.....W	16-6	5/15/02	Richmond, Ky.....L	11-0
2/17/23	Bowling Green, Ky.....W	5-3	1940	Bowling Green, Ky.....L	2-9	3/26/03	Richmond, Ky.....L	8-12
2/18/23	Bowling Green, Ky.....W	6-1	1941	Bowling Green, Ky.....L	8-9	5/14/03	Bowling Green, Ky.....W	9-9
2/19/23	Bowling Green, Ky.....W	7-1	1942	Richmond, Ky.....L	2-3	3/21/04	Bowling Green, Ky.....L	6-16
<b>Defiance (Ohio) (1-0)</b>			1942	Richmond, Ky.....W	11-1	4/12/04	Richmond, Ky.....W	20-11
<b>Home: 1-0</b>			1942	Richmond, Ky.....W	8-7	5/13/05	Bowling Green, Ky.....W	9-5
1926	Bowling Green, Ky.....W	7-2	1946	Bowling Green, Ky.....W	6-2	5/11/05	Richmond, Ky.....L	11-10
			1947	Richmond, Ky.....L	0-6	4/5/06	Bowling Green, Ky.....W	9-5
			1948	Bowling Green, Ky.....L	4-10	5/16/06	Richmond, Ky.....W	14-4
			1948	Richmond, Ky.....L	5-7	4/11/07	Bowling Green, Ky.....W	16-7
			1950	Bowling Green, Ky.....W	2-1	4/25/07	Richmond, Ky.....L	11-16
			1951	Richmond, Ky.....L	5-6	4/9/08	Bowling Green, Ky.....L	7-8
			1951	Bowling Green, Ky.....W	16-11	3/17/09	Richmond, Ky.....L	7-9
			1951	Bowling Green, Ky.....W	4-3	4/22/09	Bowling Green, Ky.....W	11-9
				(OVC Tournament)		5/4/11	Richmond, Ky.....L	2-4
1942	Bowling Green, Ky.....W	7-6	1951	Bowling Green, Ky.....L	2-3	5/15/12	Bowling Green, Ky.....W	11-7
				(OVC Tournament)		3/8/17	Richmond, Ky.....L	15-17
			1951	Bowling Green, Ky.....W	8-6	5/2/17	Bowling Green, Ky.....W	14-3
				(OVC Tournament)		3/13/18	Bowling Green, Ky.....L	5-7
1912	Bowling Green, Ky.....W	4-0	1952	Richmond, Ky.....L	3-4	3/27/18	Richmond, Ky.....W	13-9
1913	Bowling Green, Ky.....W	3-2		(OVC Tournament)		3/26/19	Richmond, Ky.....W	12-9
			1952	Richmond, Ky.....W	1-0	5/18/21	Bowling Green, Ky.....W	4-3
				(OVC Tournament)		3/8/22	Richmond, Ky.....L	4-6
			1952	Richmond, Ky.....W	9-4	5/9/23	Bowling Green, Ky.....L	1-16
				(OVC Tournament)		<b>Elkton HS (2-1)</b>		
2/28/14	Greenville, N.C.....L	1-2	1954	Bowling Green, Ky.....L	5-6	<b>Home: 1-0; Away: 1-1</b>		
			1954	Richmond, Ky.....L	5-6	1912	Bowling Green, Ky.....W	5-1
			1954	Richmond, Ky.....L	0-8	1912	Elkton, Ky.....L	0-3
			1958	Bowling Green, Ky.....W	4-3	1912	Elkton, Ky.....W	13-3
			1959	Richmond, Ky.....L	0-10	<b>Evansville (40-34-2)</b>		
			1960	Bowling Green, Ky.....T	2-2	<b>Home: 25-13-2; Away: 14-19;</b>		
1958	Johnson City, Tenn.....W	4-3	1962	Richmond, Ky.....L	3-7	<b>Neutral: 1-2</b>		
1960	Bowling Green, Ky.....L	2-3	1971	Bowling Green, Ky.....L	5-6	1926	Bowling Green, Ky.....L	3-6
1978	Bowling Green, Ky.....W	8-4	1971	Bowling Green, Ky.....W	7-4	1926	Bowling Green, Ky.....L	3-6
	(OVC Tournament)		1972	Richmond, Ky.....L	4-5	1926	Bowling Green, Ky.....W	5-3
1978	Bowling Green, Ky.....L	2-3	1972	Richmond, Ky.....L	0-1	1926	Bowling Green, Ky.....W	24-4
	(OVC Tournament)		1972	Bowling Green, Ky.....L	4-5	1926	Evansville, Ind.....W	5-4
1978	Bowling Green, Ky.....L	5-7	1972	Bowling Green, Ky.....W	7-0	1946	Bowling Green, Ky.....W	12-6
	(OVC Tournament)		1972	Richmond, Ky.....W	3-2	1946	Evansville, Ind.....W	20-9
			1972	Richmond, Ky.....L	0-1	1947	Evansville, Ind.....L	5-6
			1973	Richmond, Ky.....W	8-1	1948	Evansville, Ind.....L	1-6
			1973	Richmond, Ky.....T	1-1	1948	Bowling Green, Ky.....L	1-5
1978	Bowling Green, Ky.....W	11-8	1973	Bowling Green, Ky.....W	8-1	1949	Evansville, Ind.....L	1-8
1978	Bowling Green, Ky.....L	1-5	1973	Bowling Green, Ky.....W	5-2	1950	Evansville, Ind.....W	12-4
1978	Bowling Green, Ky.....L	4-10	1974	Bowling Green, Ky.....W	7-3	1950	Bowling Green, Ky.....W	12-4
3/29/79	Bowling Green, Ky.....W	4-0	1974	Bowling Green, Ky.....L	3-4	1951	Bowling Green, Ky.....W	2-1
	Bowling Green, Ky.....W	7-1	1975	Richmond, Ky.....L	4-5	1951	Evansville, Ind.....W	14-4
3/30/79	Bowling Green, Ky.....W	9-4	1975	Richmond, Ky.....W	10-11	1952	Evansville, Ind.....L	8-10
3/26/88	Bowling Green, Ky.....L	5-7	1977	Bowling Green, Ky.....W	9-3	1952	Bowling Green, Ky.....W	8-5
3/27/88	Bowling Green, Ky.....W	6-3	4/7/79	Bowling Green, Ky.....W	3-0	1953	Bowling Green, Ky.....W	17-6
	Bowling Green, Ky.....W	7-6		Bowling Green, Ky.....L	3-4			
3/25/89	Bowling Green, Ky.....W	9-0	4/22/79	Richmond, Ky.....W	16-6			
	Bowling Green, Ky.....W	2-1		Richmond, Ky.....W	12-1			
3/26/89	Bowling Green, Ky.....L	2-1						

1953	Evansville, Ind.....W	8-6	4/3/04	Bowling Green, Ky.....L	8-17	4/24/09	Bowling Green, Ky.....L	1-3
1954	Bowling Green, Ky.....W	6-1	4/4/04	Bowling Green, Ky.....L	6-7	4/25/09	Bowling Green, Ky.....W	8-3
1954	Evansville, Ind.....W	10-6	5/27/04	Mobile, Ala.....W	6-5	4/26/09	Bowling Green, Ky.....W	4-3
1956	Bowling Green, Ky.....T	6-6		(Sun Belt Tournament)		5/7/11	Boca Raton, Fla.....L	3-10
1956	Evansville, Ind.....W	5-4	5/28/04	Mobile, Ala.....W	13-7	4/17/10	Boca Raton, Fla.....L	4-5
1970	Evansville, Ind.....L	4-5		(Sun Belt Tournament)		4/18/10	Boca Raton, Fla.....L	8-9
1970	Evansville, Ind.....W	17-7	5/13/05	Miami, Fla.....L	5-11	5/26/10	Murfreesboro, Tenn. L8-9	
1974	Bowling Green, Ky.....L	1-2	5/14/05	Miami, Fla.....W	9-8		(Sun Belt Tournament)	
1974	Bowling Green, Ky.....W	1-0	5/15/05	Miami, Fla.....L	3-4	5/6/11	Bowling Green, Ky.....L	2-4
1977	Bowling Green, Ky.....L	10-13	5/12/06	Bowling Green, Ky.....L	4-5	5/7/11	Bowling Green, Ky.....W	6-2
1977	Evansville, Ind.....L	5-6	5/13/06	Bowling Green, Ky.....L	0-5	5/8/11	Bowling Green, Ky.....W	5-4
1978	Bowling Green, Ky.....W	5-0	5/14/06	Bowling Green, Ky.....W	9-5	5/25/11	Monroe, La.....W	11-10
3/9/80	Bowling Green, Ky.....W	4-2	5/25/06	Bowling Green, Ky.....L	6-8		(Sun Belt Tournament)	
	Bowling Green, Ky.....T	4-4		(Sun Belt Tournament)		5/4/12	Boca Raton, Fla.....L	5-6
4/13/81	Bowling Green, Ky.....W	7-2	3/16/07	Miami, Fla.....L	2-5	5/5/12	Boca Raton, Fla.....L	0-6
	Bowling Green, Ky.....W	10-0	3/17/07	Miami, Fla.....W	6-5	5/6/12	Boca Raton, Fla.....W	6-1
3/23/82	Evansville, Ind.....L	5-6	3/18/07	Miami, Fla.....W	13-5	5/23/12	Bowling Green, Ky.....L	3-4
	Evansville, Ind.....W	9-1	4/5/08	Bowling Green, Ky.....W	14-6		(Sun Belt Tournament)	
3/7/85	Bowling Green, Ky.....L	2-8		Bowling Green, Ky.....W	17-1	5/10/13	Bowling Green, Ky.....L	2-7
	Bowling Green, Ky.....L	2-8	4/6/08	Bowling Green, Ky.....W	10-9	5/11/13	Bowling Green, Ky.....L	3-10
5/1/86	Evansville, Ind.....W	8-6	4/3/09	Miami, Fla.....L	8-9	5/12/13	Bowling Green, Ky.....L	6-12
	Evansville, Ind.....L	1-3	4/4/09	Miami, Fla.....W	5-4	5/22/13	Lafayette, La.....L	4-5
4/28/87	Bowling Green, Ky.....W	10-9	4/5/09	Miami, Fla.....L	9-12		(Sun Belt Tournament)	
	Bowling Green, Ky.....L	5-14	4/23/10	Bowling Green, Ky.....L	6-7	5/14/15	Bowling Green, Ky.....L	2-13
4/26/88	Bowling Green, Ky.....W	5-4	4/25/10	Bowling Green, Ky.....W	8-4	5/15/15	Bowling Green, Ky.....L	4-6
4/27/88	Evansville, Ind.....L	3-18	4/25/10	Bowling Green, Ky.....W	8-3	5/19/16	Boca Raton, Fla.....L	3-4
4/25/89	Bowling Green, Ky.....W	8-7	5/27/10	Murfreesboro, Tenn.	3-7	5/20/16	Boca Raton, Fla.....L	2-10
4/26/89	Evansville, Ind.....L	6-7		(Sun Belt Tournament)			Boca Raton, Fla.....L	1-4
4/24/90	Bowling Green, Ky.....W	8-2	3/25/11	Miami, Fla.....W	3-2	5/12/17	Bowling Green, Ky.....W	6-4
4/25/90	Evansville, Ind.....L	7-19	3/26/11	Miami, Fla.....W	6-4	5/13/17	Bowling Green, Ky.....L	3-5
4/23/91	Bowling Green, Ky.....W	5-2	3/27/11	Miami, Fla.....L	8-9	5/14/17	Bowling Green, Ky.....W	7-6
4/24/91	Evansville, Ind.....L	2-9	3/23/12	Bowling Green, Ky.....L	5-6	5/17/18	Boca Raton, Fla.....L	2-15
4/21/92	Evansville, Ind.....W	8-4	3/24/12	Bowling Green, Ky.....L	3-5	5/18/18	Boca Raton, Fla.....L	5-6
4/22/92	Bowling Green, Ky.....W	8-4	3/25/12	Bowling Green, Ky.....W	9-4	4/19/19	Bowling Green, Ky.....L	5-8
4/20/93	Bowling Green, Ky.....W	11-7	3/22/13	Miami, Fla.....W	4-3	4/20/19	Bowling Green, Ky.....W	11-4
4/21/93	Evansville, Ind.....L	5-6	3/23/13	Miami, Fla.....W	9-8	4/21/19	Bowling Green, Ky.....L	4-6
4/20/94	Evansville, Ind.....L	6-7	3/24/13	Miami, Fla.....L	2-5	5/23/19	Biloxi, Miss	1-6
4/18/95	Bowling Green, Ky.....L	6-10	4/17/15	Miami, Fla.....W	6-4		(CUSA Tournament)	
4/19/95	Evansville, Ind.....L	9-10	4/18/15	Miami, Fla.....L	4-6	5/7/21	Bowling Green, Ky.....L	3-6
4/15/97	Bowling Green, Ky.....L	3-6	4/19/15	Miami, Fla.....W	17-2		Bowling Green, Ky.....L	6-5
4/22/97	Evansville, Ind.....L	7-10	4/29/16	Bowling Green, Ky.....L	7-8	5/8/21	Bowling Green, Ky.....L	3-6
4/20/99	Bowling Green, Ky.....L	3-5		Bowling Green, Ky.....L	7-8		Bowling Green, Ky.....L	1-6
5/12/99	Evansville, Ind.....W	11-7	4/30/16	Bowling Green, Ky.....W	3-2	4/12/22	Boca Raton, Fla.....L	3-5
5/1/07	Bowling Green, Ky.....W	10-7	5/18/17	Miami, Fla.....L	6-23	4/14/22	Boca Raton, Fla.....L	7-8
3/25/08	Evansville, Ind.....W	10-1	5/19/17	Miami, Fla.....L	0-6	4/15/22	Boca Raton, Fla.....L	3-9
4/15/08	Bowling Green, Ky.....W	11-3	5/20/17	Miami, Fla.....L	2-11	4/22/23	Bowling Green, Ky.....W	6-4
3/7/12	Bowling Green, Ky.....L	2-7	5/11/18	Bowling Green, Ky.....L	6-10		Bowling Green, Ky.....W	9-8
3/27/13	Bowling Green, Ky.....L	8-5	5/12/18	Bowling Green, Ky.....L	3-6	4/23/23	Bowling Green, Ky.....W	4-2
5/14/13	Evansville, Ind.....W	7-6	5/13/18	Bowling Green, Ky.....L	4-8	5/24/23	Houston, Texas.....W	10-9
2/21/15	Emerson, Ga.....W	5-3	3/22/19	Miami, Fla.....L	1-2		(CUSA Tournament)	
2/22/15	Emerson, Ga.....L	10-11	3/23/19	Miami, Fla.....W	5-4	5/26/23	Houston, Texas.....W	9-7
2/22/15	Emerson, Ga.....L	8-9	3/24/19	Miami, Fla.....W	15-1		(CUSA Tournament)	
4/5/16	Bowling Green, Ky.....W	6-5	4/1/21	Miami, Fla.....W	9-2		Florida State (1-14)	
4/20/16	Evansville, Ind.....L	2-6	4/2/21	Miami, Fla.....L	2-3		Away: 1-14	
3/22/22	Bowling Green, Ky.....L	8-9		Miami, Fla.....L	1-2			
4/11/23	Bowling Green, Ky.....W	6-2	4/3/21	Miami, Fla.....L	0-10	1978	Tallahassee, Fla.....L	4-13
4/18/23	Evansville, Ind.....L	8-10	4/8/22	Bowling Green, Ky.....W	7-4	1978	Tallahassee, Fla.....L	3-16
			4/9/22	Bowling Green, Ky.....W	9-2	3/17/79	Tallahassee, Fla.....L	4-14
			4/10/22	Bowling Green, Ky.....L	5-6	5/24/80	Tallahassee, Fla.....L	7-19
			5/5/23	Miami, Fla.....L	1-8		(NCAA Regional)	
			5/6/23	Miami, Fla.....W	7-2	5/25/80	Tallahassee, Fla.....L	5-10
			5/7/23	Miami, Fla.....W	3-1		(NCAA Regional)	
3/26/79	Bowling Green, Ky.....W	9-1	3/23/24	Bowling Green, Ky.....L	1-11	3/11/85	Tallahassee, Fla.....L	5-11
	Bowling Green, Ky.....W	6-1	3/24/24	Bowling Green, Ky.....W	14-4		Tallahassee, Fla.....W	10-6
3/27/79	Bowling Green, Ky.....W	7-3	3/25/24	Bowling Green, Ky.....L	3-7	2/2/90	Tallahassee, Fla.....L	3-6
	Bowling Green, Ky.....L	4-3	5/22/24	Ruston, La.....L	5-7	2/3/90	Tallahassee, Fla.....L	4-6
3/24/83	Bowling Green, Ky.....L	4-11		(CUSA Tournament)		2/4/90	Tallahassee, Fla.....L	4-6
	Bowling Green, Ky.....L	8-9		(CUSA Tournament)		1/29/00	Tallahassee, Fla.....L	1-8
			5/24/24	Ruston, La.....W	8-5		Tallahassee, Fla.....L	1-2
				(CUSA Tournament)		1/30/00	Tallahassee, Fla.....L	1-6
						2/3/01	Tallahassee, Fla.....L	4-5
						3/4/01	Tallahassee, Fla.....L	4-8
							Fort Knox (1-3)	
							Home: 0-1; Away: 1-2	
5/8/99	Bowling Green, Ky.....W	4-3				1942	Fort Knox, Ky.....L	2-5
	Bowling Green, Ky.....W	8-1				1950	Bowling Green, Ky.....L	9-12
5/9/99	Bowling Green, Ky.....W	10-7				1950	Fort Knox, Ky.....W	16-5
5/22/99	New Orleans, La.....L	2-3				1952	Fort Knox, Ky.....L	4-13
	(Sun Belt Tournament)							
3/17/00	Miami, Fla.....L	6-7					Franklin (Ind.) (2-0)	
3/18/00	Miami, Fla.....L	7-11					Home: 2-0	
5/5/00	Bowling Green, Ky.....W	3-2				4/23/86	Bowling Green, Ky.....W	9-0 (f)
	Bowling Green, Ky.....L	5-10					Bowling Green, Ky.....W	9-0 (f)
5/6/00	Bowling Green, Ky.....L	6-8					Georgetown (Ky.) (5-0)	
5/18/00	Mobile, Ala.....L	6-9					Home: 4-0; Away: 1-0	
	(Sun Belt Tournament)					1913	Bowling Green, Ky.....W	3-0
4/27/01	Miami, Fla.....L	2-6	3/9/07	Bowling Green, Ky.....L	3-13	1913	Bowling Green, Ky.....W	8-0
4/28/01	Miami, Fla.....L	2-5	3/10/07	Bowling Green, Ky.....W	12-11	1927	Bowling Green, Ky.....W	4-2
4/29/01	Miami, Fla.....W	3-2	3/11/07	Bowling Green, Ky.....L	7-9	1927	Bowling Green, Ky.....W	13-7
4/5/02	Bowling Green, Ky.....W	8-2	5/24/07	Mobile, Ala.....L	6-7	1928	Georgetown, Ky.....W	N/A
4/6/02	Bowling Green, Ky.....W	14-5		(Sun Belt Tournament)				
4/7/02	Bowling Green, Ky.....W	8-6	4/25/08	Boca Raton, Fla.....L	6-12			
3/28/03	Miami, Fla.....L	9-10	4/26/08	Boca Raton, Fla.....W	11-5			
3/29/03	Miami, Fla.....W	11-7	4/27/08	Boca Raton, Fla.....L	5-10			
3/30/03	Miami, Fla.....L	9-10	5/21/08	Lafayette, La.....W	9-0			
5/21/03	Lafayette, La.....W	13-9		(Sun Belt Tournament)				
	(Sun Belt Tournament)		5/24/08	Lafayette, La.....L	5-6			
5/23/03	Lafayette, La.....W	8-3		(Sun Belt Tournament)				
	(Sun Belt Tournament)			Lafayette, La.....W	5-4			
4/2/04	Bowling Green, Ky.....W	2-1		(Sun Belt Tournament)				

GENERAL

HILTOPPERS

2024 REVIEW

HISTORY

OPPONENTS

<b>Georgia (3-2)</b> <b>Away: 3-2</b>			<b>Huntington (Ind.) (5-0)</b> <b>Home: 5-0</b>			4/2/85 Bowling Green, Ky.....W 4-0 4/24/85 Bowling Green, Ky.....L 6-16 Terre Haute, Ind.....L 5-7 Terre Haute, Ind.....W 6-5		
2/23/85 Athens, Ga.....W 4-3	3/17/83 Bowling Green, Ky.....W 13-8		3/17/83 Bowling Green, Ky.....W 17-9			<b>Indiana Tech (4-0)</b> <b>Home: 4-0</b>		
2/24/85 Athens, Ga.....W 9-4	3/19/83 Bowling Green, Ky.....W 15-10		3/22/85 Bowling Green, Ky.....W 10-2			3/16/95 Bowling Green, Ky.....W 17-1		
3/11/14 Athens, Ga.....L 7-26	3/23/85 Bowling Green, Ky.....W 15-1					3/12/96 Bowling Green, Ky.....W 13-12		
3/13/14 Athens, Ga.....L 6-8						3/14/96 Bowling Green, Ky.....W 5-1		
2/28/16 Athens, Ga.....W 8-7						3/12/97 Bowling Green, Ky.....W 12-1		
<b>Georgia Southern (1-1)</b> <b>Away: 1-1</b>			<b>Illinois (7-10)</b> <b>Home: 7-5; Neutral: 0-5</b>			<b>Iowa (3-0)</b> <b>Home: 2-0; Neutral: 1-0</b>		
1978 Statesboro, Ga.....W 8-3	3/20/87 Bowling Green, Ky.....L 7-10		3/21/87 Bowling Green, Ky.....L 4-6			1978 Bowling Green, Ky.....W 8-7		
3/10/79 Statesboro, Ga.....L 3-23	3/22/87 Bowling Green, Ky.....W 12-9		3/13/11 Bowling Green, Ky.....W 13-5			1978 Bowling Green, Ky.....W 8-5		
<b>Georgia Southwestern (1-0)</b> <b>Away: 1-0</b>			3/18/89 Miami, Fla.....L 6-7			3/21/81 Murray, Ky.....W 9-1		
1977 Americus, Ga.....W 2-1	3/19/89 Miami, Fla.....L 1-4		3/19/89 Miami, Fla.....L 1-6			<b>IUPUI (5-1)</b> <b>Home: 5-1</b>		
<b>Georgia State (7-3)</b> <b>Home: 2-1; Away: 4-2; Neutral: 1-0</b>			2/27/04 Starkville, Miss.....L 0-4			1977 Bowling Green, Ky.....W 11-3		
3/4/83 Atlanta, Ga.....L 5-10	2/28/04 Starkville, Miss.....L 0-10		(Mississippi State Challenge)			1978 Bowling Green, Ky.....W 9-0		
2/22/92 Macon, Ga.....W 15-3	3/11/11 Bowling Green, Ky.....L 5-9		3/12/11 Bowling Green, Ky.....W 13-5			2/25/84 Bowling Green, Ky.....W 5-2		
2/13/93 Atlanta, Ga.....W 14-2	3/13/11 Bowling Green, Ky.....W 4-3		3/8/14 Bowling Green, Ky.....W 5-3			2/26/84 Bowling Green, Ky.....W 7-4		
2/14/93 Atlanta, Ga.....W 20-4	3/9/14 Bowling Green, Ky.....W 1-0		3/11/22 Bowling Green, Ky.....L 7-12			Bowling Green, Ky.....L 3-5		
3/14/14 Atlanta, Ga.....L 5-6	3/13/22 Bowling Green, Ky.....L 4-9					<b>Jacksonville (13-25)</b> <b>Home: 6-10; Away: 5-14; Neutral: 2-1</b>		
3/15/14 Atlanta, Ga.....W 4-3						1976 Jacksonville, Fla.....L 5-6		
Atlanta, Ga.....W 6-5						1976 Jacksonville, Fla.....L 5-6		
5/15/14 Bowling Green, Ky.....W 10-1						3/11/79 Jacksonville, Fla.....W 13-5		
5/16/14 Bowling Green, Ky.....W 2-1						5/12/85 Norfolk, Va.....L 10-11		
5/17/14 Bowling Green, Ky.....L 4-5						(Sun Belt Tournament)		
<b>Georgia Tech (1-5)</b> <b>Away: 1-5</b>			3/21/80 Valdosta, Ga.....W 10-0			5/13/85 Norfolk, Va.....W 7-4		
3/6/82 Atlanta, Ga.....L 5-8						3/8/86 Jacksonville, Fla.....L 6-10		
3/7/82 Atlanta, Ga.....W 6-3						3/9/86 Jacksonville, Fla.....L 11-12		
3/7/86 Atlanta, Ga.....L 8-10						3/10/86 Jacksonville, Fla.....L 3-11		
2/15/97 Atlanta, Ga.....L 0-6						5/13/86 Tampa, Fla.....W 7-5		
2/16/97 Atlanta, Ga.....L 10-22						(Sun Belt Tournament)		
<b>Glasgow HS (1-0)</b> <b>Away: 1-0</b>						5/20/88 Bowling Green, Ky.....L 4-6		
1912 Glasgow, Ky.....W 14-0						(Sun Belt Tournament)		
<b>Grand Valley State (1-2)</b> <b>Home: 1-2</b>						5/15/91 Jacksonville, Fla.....L 2-5		
1978 Bowling Green, Ky.....W 11-6						(Sun Belt Tournament)		
1978 Bowling Green, Ky.....L 4-9						3/20/92 Bowling Green, Ky.....L 5-11		
3/28/82 Bowling Green, Ky.....L 7-8						3/21/92 Bowling Green, Ky.....W 8-5		
<b>Hanover (1-0)</b> <b>Home: 1-0</b>						3/22/92 Bowling Green, Ky.....L 6-20		
1923 Bowling Green, Ky.....W 21-7						3/19/93 Jacksonville, Fla.....L 2-8		
<b>Hartford (3-0)</b> <b>Home: 3-0</b>						3/20/93 Jacksonville, Fla.....L 10-11		
3/4/22 Bowling Green, Ky.....W 11-2						3/21/93 Jacksonville, Fla.....L 0-6		
3/5/22 Bowling Green, Ky.....W 11-0						4/9/93 Bowling Green, Ky.....W 9-8		
3/5/22 Bowling Green, Ky.....W 3-2						4/10/93 Bowling Green, Ky.....W 3-2		
<b>Hillsdale HS (4-1)</b> <b>Home: 4-1</b>						4/11/93 Bowling Green, Ky.....W 19-3		
1958 Bowling Green, Ky.....W 7-5						3/12/94 Jacksonville, Fla.....W 2-1		
1959 Bowling Green, Ky.....W 8-5						Jacksonville, Fla.....L 1-5		
1960 Bowling Green, Ky.....W 8-6						3/13/94 Jacksonville, Fla.....W 4-1		
1961 Bowling Green, Ky.....L 2-7						4/16/94 Bowling Green, Ky.....L 1-4		
1961 Bowling Green, Ky.....W 5-4						Bowling Green, Ky.....L 1-2		
<b>Hopkinsville HS (0-1)</b> <b>Home: 0-1</b>						3/11/95 Bowling Green, Ky.....L 4-6		
1938 Hopkinsville, Ky.....L 0-3						Bowling Green, Ky.....L 0-2		
<b>Houston (7-6)</b> <b>Away: 7-6</b>						3/12/95 Bowling Green, Ky.....L 6-9		
3/7/87 Houston, Texas.....W 4-1						4/27/96 Jacksonville, Fla.....L 6-8		
Houston, Texas.....W 5-3						Jacksonville, Fla.....W 12-5		
3/8/87 Houston, Texas.....L 5-6						4/28/96 Jacksonville, Fla.....W 11-1		
3/9/87 Houston, Texas.....W 3-2						4/18/97 Bowling Green, Ky.....W 5-4		
3/5/88 Houston, Texas.....L 1-9						Bowling Green, Ky.....L 5-19		
3/6/88 Houston, Texas.....W 5-3						4/19/97 Bowling Green, Ky.....W 15-14		
3/7/88 Houston, Texas.....W 8-5						3/14/98 Jacksonville, Fla.....L 6-7		
3/7/89 Houston, Texas.....L 1-5						Jacksonville, Fla.....L 2-10		
Houston, Texas.....W 5-4						3/15/98 Jacksonville, Fla.....L 3-10		
3/8/89 Houston, Texas.....L 5-6						<b>Jacksonville State (4-6)</b> <b>Home: 1-2; Away: 3-4</b>		
3/3/90 Houston, Texas.....W 6-3						1977 Jacksonville, Ala.....L 1-8		
3/4/90 Houston, Texas.....L 0-2						3/4/16 Jacksonville, Ala.....L 4-5		
3/5/90 Houston, Texas.....L 3-11						3/5/16 Jacksonville, Ala.....L 7-8		
<b>Indiana (3-1)</b> <b>Home: 3-0; Away: 0-1</b>						3/6/16 Jacksonville, Ala.....L 7-9		
1924 Bowling Green, Ky.....W 6-0						2/24/17 Bowling Green, Ky.....L 2-3		
3/14/82 Bowling Green, Ky.....W 9-1						2/25/17 Bowling Green, Ky.....W 14-4		
2/23/90 Bowling Green, Ky.....W 4-3						2/26/17 Bowling Green, Ky.....L 5-9		
4/16/14 Bloomington, Ind.....L 0-1						3/28/24 Jacksonville, Ala.....W 4-2		
<b>Indiana Southeast (4-1)</b> <b>Home: 3-0; Away: 1-1</b>						3/29/24 Jacksonville, Ala.....W 5-4		
3/27/80 Bowling Green, Ky.....W 14-5						3/30/24 Jacksonville, Ala.....W 11-6		
4/8/81 New Albany, Ind.....W 14-10						<b>Kansas State (1-0)</b> <b>Neutral: 1-0</b>		
3/17/82 New Albany, Ind.....L 2-6						3/25/11 Conway, S.C.....W 11-3		
Bowling Green, Ky.....W 10-0						(Baseball at the Beach)		
Bowling Green, Ky.....W 7-0								
<b>Indiana State (5-4-1)</b> <b>Home: 3-2-1; Away: 2-2</b>								
3/20/82 Bowling Green, Ky.....L 4-8								
Bowling Green, Ky.....W 7-6								
4/4/83 Terre Haute, Ind.....W 9-8								
Terre Haute, Ind.....L 1-4								
4/2/84 Bowling Green, Ky.....W 3-2								
Bowling Green, Ky.....T 2-2								



Kent State (4-3)		
Home: 4-3		
1964	Bowling Green, Ky.....L	2-8
2/19/10	Bowling Green, Ky.....L	10-13
2/20/10	Bowling Green, Ky.....W	13-0
2/21/10	Bowling Green, Ky.....W	5-3
3/3/12	Bowling Green, Ky.....W	5-2
	Bowling Green, Ky.....L	3-13
3/4/12	Bowling Green, Ky.....W	2-1

**Kentucky (29-41)**  
**Home: 13-14; Away: 16-26;**  
**Neutral: 0-1**

1967	Lexington, Ky.....W	9-7
1975	Lexington, Ky.....L	2-6
1975	Lexington, Ky.....L	1-2
1978	Lexington, Ky.....W	4-2
5/2/79	Bowling Green, Ky.....L	1-2
4/22/80	Lexington, Ky.....L	0-3
	Lexington, Ky.....L	5-6
4/30/80	Bowling Green, Ky.....W	10-6
3/24/81	Lexington, Ky.....L	3-8
4/21/81	Bowling Green, Ky.....L	4-6
	Bowling Green, Ky.....L	1-7
5/3/85	Lexington, Ky.....L	4-5
5/4/85	Elizabethtown, Ky.....L	4-4
5/5/85	Lexington, Ky.....L	3-4
4/7/88	Bowling Green, Ky.....L	3-7
3/16/89	Bowling Green, Ky.....W	7-4
4/7/89	Lexington, Ky.....L	6-8
4/14/90	Bowling Green, Ky.....L	1-2
4/19/90	Lexington, Ky.....W	5-1
4/18/91	Bowling Green, Ky.....W	10-9
5/9/91	Lexington, Ky.....W	3-2
5/9/92	Lexington, Ky.....L	9-10
4/13/93	Lexington, Ky.....L	9-15
5/12/93	Bowling Green, Ky.....L	6-7
5/12/94	Lexington, Ky.....L	4-8
4/19/94	Bowling Green, Ky.....L	5-12
3/21/95	Bowling Green, Ky.....L	7-8
4/27/95	Lexington, Ky.....L	3-8
4/1/96	Bowling Green, Ky.....W	17-16
5/8/96	Lexington, Ky.....W	7-5
4/8/97	Lexington, Ky.....L	8-9
4/29/97	Bowling Green, Ky.....W	10-7
4/14/98	Lexington, Ky.....W	8-6
4/28/98	Bowling Green, Ky.....L	3-13
4/27/99	Lexington, Ky.....W	7-5
5/9/00	Bowling Green, Ky.....W	8-4
3/27/01	Lexington, Ky.....L	1-3
4/17/01	Bowling Green, Ky.....W	9-1
4/17/02	Lexington, Ky.....W	5-9
5/14/02	Bowling Green, Ky.....W	9-6
4/16/03	Bowling Green, Ky.....W	3-2
5/13/03	Lexington, Ky.....L	10-3
5/10/04	Bowling Green, Ky.....L	6-18
3/21/06	Lexington, Ky.....W	5-1
3/21/07	Lexington, Ky.....L	5-12
4/2/08	Lexington, Ky.....L	3-7
4/23/08	Bowling Green, Ky.....L	1-2
4/8/09	Lexington, Ky.....W	10-9
3/31/10	Lexington, Ky.....L	6-3
4/20/10	Bowling Green, Ky.....W	24-8
4/19/11	Bowling Green, Ky.....W	11-8
3/27/12	Lexington, Ky.....L	4-7
3/19/13	Lexington, Ky.....W	6-3
4/23/13	Bowling Green, Ky.....W	3-2
3/18/15	Lexington, Ky.....L	3-10
3/24/15	Bowling Green, Ky.....W	12-3
4/14/15	Lexington, Ky.....W	5-3
3/15/16	Lexington, Ky.....W	14-6
3/1/17	Lexington, Ky.....L	2-17
3/21/17	Bowling Green, Ky.....L	3-4
3/27/18	Lexington, Ky.....L	3-4
3/13/19	Lexington, Ky.....L	0-15
4/23/19	Bowling Green, Ky.....L	4-15
3/10/20	Lexington, Ky.....L	4-10
3/9/21	Lexington, Ky.....L	5-6
3/1/22	Lexington, Ky.....W	7-5
3/28/23	Bowling Green, Ky.....L	8-10
2/27/24	Lexington, Ky.....L	0-5

**Kentucky Southern (2-0)**  
**Home: 2-0**

1969	Bowling Green, Ky.....W	11-0
1969	Bowling Green, Ky.....W	8-3

**Kentucky State (2-0)**  
**Home: 2-0**

3/13/01	Bowling Green, Ky.....W	31-0
3/30/05	Bowling Green, Ky.....W	21-3

**Kentucky Wesleyan (54-26)**  
**Home: 30-13; Away: 22-13;**  
**Neutral: 2-0**

1928	Bowling Green, Ky.....W	N/A
1928	Owensboro, Ky.....W	N/A
1929	Bowling Green, Ky.....W	6-3
1929	Bowling Green, Ky.....W	3-0
1956	Owensboro, Ky.....W	2-0
1957	Bowling Green, Ky.....W	10-4
1957	Owensboro, Ky.....W	10-4
1958	Bowling Green, Ky.....W	12-0
1959	Bowling Green, Ky.....W	5-0
1959	Owensboro, Ky.....W	17-6
1960	Owensboro, Ky.....L	3-9
1960	Bowling Green, Ky.....L	6-3
1961	Bowling Green, Ky.....L	2-4
1961	Bowling Green, Ky.....L	2-4
1961	Owensboro, Ky.....W	1-0
1961	Owensboro, Ky.....W	4-0
1962	Bowling Green, Ky.....L	1-3
1962	Bowling Green, Ky.....W	6-5
1962	Owensboro, Ky.....L	2-6
1962	Owensboro, Ky.....L	2-6
1963	Bowling Green, Ky.....L	7-8
1963	Owensboro, Ky.....L	2-3
1964	Bowling Green, Ky.....W	5-4
1964	Bowling Green, Ky.....L	5-8
1965	Owensboro, Ky.....L	2-5
1965	Owensboro, Ky.....L	2-6
1965	Bowling Green, Ky.....L	1-12
1965	Bowling Green, Ky.....L	1-5
1966	Owensboro, Ky.....L	1-6
1966	Owensboro, Ky.....W	2-1
1966	Bowling Green, Ky.....L	4-7
1966	Bowling Green, Ky.....W	6-5
1973	Bowling Green, Ky.....W	5-4
1973	Bowling Green, Ky.....L	2-6
1973	Bowling Green, Ky.....W	3-0
1973	Bowling Green, Ky.....W	8-2
1973	Owensboro, Ky.....W	6-1
1973	Owensboro, Ky.....L	3-4
1974	Bowling Green, Ky.....W	13-7
1974	Bowling Green, Ky.....L	4-6
1974	Owensboro, Ky.....W	11-5
1974	Owensboro, Ky.....W	13-6
1974	Bowling Green, Ky.....W	4-2
1974	Bowling Green, Ky.....W	8-2
1974	Owensboro, Ky.....L	6-5
1974	Owensboro, Ky.....L	1-6
1975	Owensboro, Ky.....L	1-6
1975	Owensboro, Ky.....L	2-3
1975	Bowling Green, Ky.....W	5-4
1975	Bowling Green, Ky.....W	17-6
1976	Bowling Green, Ky.....L	0-4
1976	Bowling Green, Ky.....W	7-0
1976	Owensboro, Ky.....L	4-5
1976	Owensboro, Ky.....L	6-7
1977	Owensboro, Ky.....W	11-8
1977	Owensboro, Ky.....W	10-0
1977	Bowling Green, Ky.....W	9-6
1977	Bowling Green, Ky.....L	0-2
1978	Bowling Green, Ky.....W	12-3
1978	Bowling Green, Ky.....W	14-0
1978	Owensboro, Ky.....W	17-0
1978	Owensboro, Ky.....W	10-0
4/24/79	Bowling Green, Ky.....L	6-3
	Bowling Green, Ky.....L	2-7
5/1/79	Owensboro, Ky.....W	13-7
3/15/80	Valdosta, Ga.....W	12-1
	Valdosta, Ga.....L	17-0
4/2/80	Owensboro, Ky.....W	7-2
	Owensboro, Ky.....W	4-0
4/7/81	Bowling Green, Ky.....W	7-3
	Bowling Green, Ky.....W	9-0
4/28/81	Owensboro, Ky.....L	15-5
	Owensboro, Ky.....W	14-2
4/12/82	Owensboro, Ky.....W	7-3
	Owensboro, Ky.....W	20-0
4/13/82	Bowling Green, Ky.....W	13-2
	Bowling Green, Ky.....W	3-2
3/28/83	Bowling Green, Ky.....W	7-0 (f)
	Bowling Green, Ky.....W	7-0 (f)
3/31/09	Bowling Green, Ky.....W	15-0

**La Salle (1-0)**  
**Neutral: 1-0**

3/7/84	Orlando, Fla.....W	16-4
--------	--------------------	------

**Lamar (3-10)**  
**Home: 2-4; Away: 1-5;**  
**Neutral: 0-1**

5/15/92	Mobile, Ala.....L	5-8
	(Sun Belt Tournament)	
4/29/95	Bowling Green, Ky.....L	6-13
	Bowling Green, Ky.....L	1-6

4/30/95	Bowling Green, Ky.....W	6-5
	(2,000th WKU Game)	
4/6/96	Beaumont, Texas.....L	14-15
	Beaumont, Texas.....L	7-20
4/7/96	Beaumont, Texas.....L	4-5
4/5/97	Bowling Green, Ky.....L	9-17
4/6/97	Bowling Green, Ky.....L	7-10
	Bowling Green, Ky.....W	5-3
3/28/98	Beaumont, Texas.....L	3-7
	Beaumont, Texas.....L	4-8
3/29/98	Beaumont, Texas.....W	7-3

**Liberty (3-0)**  
**Home: 3-0**

4/19/24	Bowling Green, Ky.....W	6-4
4/20/24	Bowling Green, Ky.....W	10-7
4/21/24	Bowling Green, Ky.....W	5-4

**Lincoln (Mo.) (2-0)**  
**Home: 2-0**

3/5/86	Bowling Green, Ky.....W	14-1
	Bowling Green, Ky.....W	14-0

**Lindsey Wilson (9-1)**  
**Home: 5-0; Away: 4-1**

1933	Columbia, Ky.....W	4-1
1933	Columbia, Ky.....W	3-2
1933	Bowling Green, Ky.....W	13-3
1933	Bowling Green, Ky.....W	9-3
1934	Columbia, Ky.....L	5-9
1934	Columbia, Ky.....W	26-5
1935	Columbia, Ky.....W	4-1
1935	Bowling Green, Ky.....W	15-6
1936	Bowling Green, Ky.....W	7-3
1936	Bowling Green, Ky.....W	12-7

**Lipscomb (43-40-1)**  
**Home: 23-17-1; Away: 20-23**

1934	Bowling Green, Ky.....W	7-1
1934	Nashville, Tenn.....W	N/A
1935	Nashville, Tenn.....W	7-0
1935	Bowling Green, Ky.....W	4-1
1939	Bowling Green, Ky.....W	11-3
1940	Nashville, Tenn.....W	11-2
1940	Bowling Green, Ky.....W	4-2
1941	Nashville, Tenn.....W	18-2
1941	Bowling Green, Ky.....W	15-6
1952	Bowling Green, Ky.....W	7-3
1953	Bowling Green, Ky.....L	0-11
1954	Nashville, Tenn.....W	8-7
1954	Bowling Green, Ky.....L	7-9
1955	Bowling Green, Ky.....L	2-4
1955	Nashville, Tenn.....W	9-4
1956	Nashville, Tenn.....W	14-9
1956	Bowling Green, Ky.....L	6-8
1957	Nashville, Tenn.....L	3-18
1957	Bowling Green, Ky.....W	9-6
1964	Bowling Green, Ky.....W	10-3
1965	Nashville, Tenn.....L	1-3
1965	Nashville, Tenn.....W	4-1
1966	Bowling Green, Ky.....L	7-11
1966	Bowling Green, Ky.....L	12-14
1967	Nashville, Tenn.....L	2-7
1967	Nashville, Tenn.....L	3-6
1968	Nashville, Tenn.....W	6-4
1968	Nashville, Tenn.....L	1-6
1968	Bowling Green, Ky.....W	6-5
1969	Nashville, Tenn.....L	5-1
1969	Nashville, Tenn.....L	0-6
1969	Nashville, Tenn.....L	8-12
1970	Nashville, Tenn.....L	3-5
1970	Nashville, Tenn.....L	9-10
1970	Bowling Green, Ky.....L	5-10
1970	Bowling Green, Ky.....W	10-3
1972	Bowling Green, Ky.....W	5-4
1973	Nashville, Tenn.....L	0-13
1973	Nashville, Tenn.....L	1-4
1974	Bowling Green, Ky.....W	4-3
1974	Bowling Green, Ky.....L	4-6
1974	Nashville, Tenn.....L	1-9
1974	Nashville, Tenn.....W	8-3
1975	Nashville, Tenn.....L	10-22
1975	Nashville, Tenn.....L	1-5
1976	Bowling Green, Ky.....L	4-7
1976	Nashville, Tenn.....W	6-4
1977	Bowling Green, Ky.....W	8-2
1977	Nashville, Tenn.....L	5-7
1978	Nashville, Tenn.....L	8-9
1978	Bowling Green, Ky.....W	12-8
4/6/79	Bowling Green, Ky.....L	3-10
	Bowling Green, Ky.....L	6-10
5/8/80	Nashville, Tenn.....W	10-7
3/23/81	Nashville, Tenn.....L	0-4
3/25/86	Bowling Green, Ky.....T	3-3

GENERAL

HILTOPPERS

2024 REVIEW

HISTORY

OPPONENTS

2/25/87	Bowling Green, Ky.....	W	10-2
3/21/88	Nashville, Tenn.....	L	2-4
4/23/02	Nashville, Tenn.....	W	8-3
4/18/03	Bowling Green, Ky.....	W	7-6
4/19/03	Bowling Green, Ky.....	L	3-11
4/20/03	Nashville, Tenn.....	L	0-3
3/12/04	Bowling Green, Ky.....	W	5-2
3/13/04	Nashville, Tenn.....	L	8-10
3/14/04	Nashville, Tenn.....	W	4-3
4/24/04	Bowling Green, Ky.....	W	12-1
4/25/04	Nashville, Tenn.....	W	6-5
4/1/09	Bowling Green, Ky.....	W	10-6
4/29/09	Nashville, Tenn.....	W	9-3
2/23/11	Nashville, Tenn.....	W	6-3
4/18/12	Nashville, Tenn.....	W	4-3
4/24/12	Bowling Green, Ky.....	L	6-7
3/20/13	Bowling Green, Ky.....	L	4-5
4/16/13	Bowling Green, Ky.....	L	0-2
3/5/14	Nashville, Tenn.....	L	2-10
4/2/14	Bowling Green, Ky.....	W	3-2
3/17/15	Bowling Green, Ky.....	W	6-1
5/5/15	Nashville, Tenn.....	L	5-6
3/2/16	Bowling Green, Ky.....	W	6-0
4/26/16	Nashville, Tenn.....	W	4-3
2/28/17	Bowling Green, Ky.....	L	4-10
2/19/19	Nashville, Tenn.....	L	1-3
4/19/22	Bowling Green, Ky.....	L	3-5
2/20/24	Nashville, Tenn.....	W	8-5

**Louisiana-Lafayette (27-44)**  
**Home: 14-13; Away: 9-27;**  
**Neutral: 4-4**

5/13/92	Mobile, Ala.....	L	6-8
	(Sun Belt Tournament)		
4/1/95	Lafayette, La.....	L	2-9
	Lafayette, La.....	L	3-11
4/2/95	Lafayette, La.....	W	7-5
3/23/96	Bowling Green, Ky.....	L	2-7
	Bowling Green, Ky.....	W	7-1
3/24/96	Bowling Green, Ky.....	L	0-2
4/12/97	Lafayette, La.....	L	8-19
	Lafayette, La.....	L	5-6
4/13/97	Lafayette, La.....	L	3-9
5/2/98	Bowling Green, Ky.....	L	3-9
	Bowling Green, Ky.....	L	4-15
5/3/98	Bowling Green, Ky.....	L	0-6
3/26/99	Lafayette, La.....	L	4-5
3/27/99	Lafayette, La.....	L	3-5
3/28/99	Lafayette, La.....	L	3-4
4/23/99	Bowling Green, Ky.....	L	4-8
4/24/99	Bowling Green, Ky.....	W	9-8
4/25/99	Bowling Green, Ky.....	W	8-5
5/19/99	New Orleans, La.....	L	2-9
	(Sun Belt Tournament)		
5/21/99	New Orleans, La.....	W	6-0
	(Sun Belt Tournament)		
4/21/00	Lafayette, La.....	L	4-5
4/22/00	Lafayette, La.....	L	3-5
4/23/00	Lafayette, La.....	L	2-5
5/17/00	Mobile, Ala.....	W	8-3
	(Sun Belt Tournament)		
5/19/00	Mobile, Ala.....	L	3-7
	(Sun Belt Tournament)		
3/16/01	Bowling Green, Ky.....	L	3-5
3/17/01	Bowling Green, Ky.....	W	5-0
3/18/01	Bowling Green, Ky.....	L	5-7
5/3/02	Lafayette, La.....	W	5-4
5/4/02	Lafayette, La.....	L	1-5
5/5/02	Lafayette, La.....	L	3-4
5/23/02	Mobile, Ala.....	W	2-1
	(Sun Belt Tournament)		
3/21/03	Bowling Green, Ky.....	W	4-3
3/22/03	Bowling Green, Ky.....	L	0-1
3/23/03	Bowling Green, Ky.....	W	7-3
3/26/04	Lafayette, La.....	L	3-4
3/27/04	Lafayette, La.....	L	3-4
3/28/04	Lafayette, La.....	W	9-7
5/21/05	Bowling Green, Ky.....	W	14-5
	Bowling Green, Ky.....	L	1-11
5/22/05	Bowling Green, Ky.....	W	4-3
5/25/05	Miami, Fla.....	W	4-3
	(Sun Belt Tournament)		
5/27/05	Miami, Fla.....	L	4-6
	(Sun Belt Tournament)		
5/18/06	Lafayette, La.....	L	3-11
5/19/06	Lafayette, La.....	L	1-3
5/20/06	Lafayette, La.....	L	3-13
4/6/07	Lafayette, La.....	L	2-8
4/7/07	Lafayette, La.....	W	6-5
	Lafayette, La.....	L	6-10
5/9/08	Bowling Green, Ky.....	L	5-7
5/10/08	Bowling Green, Ky.....	W	11-4
5/11/08	Bowling Green, Ky.....	W	13-4
5/9/09	Lafayette, La.....	W	6-3
5/10/09	Lafayette, La.....	W	4-2
5/11/09	Lafayette, La.....	L	5-6

5/14/10	Lafayette, La.....	W	2-1
5/15/10	Lafayette, La.....	L	5-12
5/16/10	Lafayette, La.....	L	3-4
4/8/11	Bowling Green, Ky.....	W	5-1
4/9/11	Bowling Green, Ky.....	W	2-1
4/10/11	Bowling Green, Ky.....	L	6-8
4/6/12	Lafayette, La.....	W	6-2
4/7/12	Lafayette, La.....	L	0-1
4/8/12	Lafayette, La.....	L	1-2
3/29/13	Bowling Green, Ky.....	W	10-9
3/30/13	Bowling Green, Ky.....	W	3-0
	Bowling Green, Ky.....	L	6-8
3/29/14	Lafayette, La.....	W	14-3
	Lafayette, La.....	L	9-10
3/30/14	Lafayette, La.....	L	4-7

**Louisiana-Monroe (18-13)**  
**Home: 9-3; Away: 6-6;**  
**Neutral: 3-4**

4/20/07	Monroe, La.....	L	7-13
4/21/07	Monroe, La.....	W	8-5
4/22/07	Monroe, La.....	L	4-7
3/8/08	Monroe, La.....	L	1-9
	Monroe, La.....	W	16-5
3/9/08	Monroe, La.....	L	5-9
5/23/08	Lafayette, La.....	W	10-4
	(Sun Belt Tournament)		
3/6/09	Bowling Green, Ky.....	W	8-5
3/7/09	Bowling Green, Ky.....	W	14-2
3/8/09	Bowling Green, Ky.....	W	12-2
5/20/09	Troy, Ala.....	W	14-4
	(Sun Belt Tournament)		
5/23/09	Troy, Ala.....	L	3-11
5/23/09	Troy, Ala.....	L	2-4
	(Sun Belt Tournament)		
3/26/10	Bowling Green, Ky.....	W	6-1
3/27/10	Bowling Green, Ky.....	W	10-0
3/27/10	Bowling Green, Ky.....	W	10-8
4/29/11	Monroe, La.....	L	4-5
4/30/11	Monroe, La.....	W	8-5
5/1/11	Monroe, La.....	W	7-5
4/27/12	Bowling Green, Ky.....	L	6-14
4/28/12	Bowling Green, Ky.....	W	7-6
4/29/12	Bowling Green, Ky.....	L	6-7
5/26/12	Bowling Green, Ky.....	W	7-4
	(Sun Belt Tournament)		
5/3/13	Bowling Green, Ky.....	L	2-3
5/4/13	Bowling Green, Ky.....	W	7-2
5/5/13	Bowling Green, Ky.....	W	9-1
5/2/14	Monroe, La.....	W	4-3
5/3/14	Monroe, La.....	W	11-2
5/4/14	Monroe, La.....	L	4-5
5/22/14	Mobile, Ala.....	L	6-8
	(Sun Belt Tournament)		
3/2/19	Pensacola, Fla.....	L	3-4

**Louisiana Tech (19-32)**  
**Home: 8-13; Away: 9-16;**  
**Neutral: 2-0**

5/14/92	Mobile, Ala.....	W	5-4
	(Sun Belt Tournament)		
5/5/95	Bowling Green, Ky.....	L	2-13
5/6/95	Bowling Green, Ky.....	W	9-8
	Bowling Green, Ky.....	W	8-1
3/9/96	Ruston, La.....	W	12-6
	Ruston, La.....	W	5-2
3/10/96	Ruston, La.....	W	5-4
4/26/97	Bowling Green, Ky.....	L	11-16
	Bowling Green, Ky.....	L	1-13
4/27/97	Bowling Green, Ky.....	L	1-13
4/25/98	Ruston, La.....	W	8-15
	Ruston, La.....	W	4-2
	Ruston, La.....	W	4-2
4/26/98	Ruston, La.....	L	9-12
5/14/99	Bowling Green, Ky.....	W	5-3
5/15/99	Bowling Green, Ky.....	L	9-10
	Bowling Green, Ky.....	W	4-3
5/18/99	New Orleans, La.....	W	4-3
	(Sun Belt Tournament)		
3/24/00	Bowling Green, Ky.....	W	5-1
	Bowling Green, Ky.....	L	2-21
3/25/00	Bowling Green, Ky.....	L	2-3
5/12/00	Ruston, La.....	L	10-11
	Ruston, La.....	L	3-12
5/13/00	Ruston, La.....	L	4-9
5/11/01	Ruston, La.....	L	8-11
	Ruston, La.....	L	12-13
5/12/01	Ruston, La.....	W	7-20
4/3/15	Ruston, La.....	W	15-6
	Ruston, La.....	W	3-1
4/8/16	Bowling Green, Ky.....	W	6-3
4/9/16	Bowling Green, Ky.....	L	9-12
4/10/16	Bowling Green, Ky.....	L	1-3
4/28/17	Ruston, La.....	L	5-6
4/29/17	Ruston, La.....	L	1-7

4/30/17	Ruston, La.....	L	1-5
4/27/18	Bowling Green, Ky.....	W	6-1
4/28/18	Bowling Green, Ky.....	L	4-13
4/29/19	Bowling Green, Ky.....	L	2-4
5/10/19	Ruston, La.....	W	5-4
5/12/19	Ruston, La.....	L	1-6
	Ruston, La.....	L	3-8
5/28/21	Ruston, La.....	L	4-14
	(C-USA Tournament)		
5/13/22	Ruston, La.....	L	4-16
5/14/22	Ruston, La.....	L	2-7
5/15/22	Ruston, La.....	L	2-11
3/25/23	Bowling Green, Ky.....	L	3-5
	Bowling Green, Ky.....	L	2-3
3/26/23	Bowling Green, Ky.....	W	5-2
5/10/24	Ruston, La.....	L	7-9
5/11/24	Ruston, La.....	L	2-12
5/12/24	Ruston, La.....	L	1-7

**Louisville (70-75)**  
**Home: 35-29; Away: 35-46**

1924	Louisville, Ky.....	W	11-6
1925	Louisville, Ky.....	W	12-9
1925	Louisville, Ky.....	L	13-14
1925	Bowling Green, Ky.....	W	5-4
1925	Bowling Green, Ky.....	L	3-7
1926	Louisville, Ky.....	L	0-4
1926	Louisville, Ky.....	L	4-7
1926	Bowling Green, Ky.....	W	7-3
1927	Louisville, Ky.....	L	7-11
1927	Louisville, Ky.....	L	7-8
1928	Bowling Green, Ky.....	W	22-8
1928	Bowling Green, Ky.....	W	9-7
1929	Louisville, Ky.....	W	11-4
1929	Louisville, Ky.....	W	11-9
1933	Louisville, Ky.....	L	1-5
1933	Bowling Green, Ky.....	L	1-3
1934	Bowling Green, Ky.....	W	7-1
1934	Louisville, Ky.....	W	12-2
1935	Louisville, Ky.....	W	20-0
1935	Bowling Green, Ky.....	W	8-4
1936	Bowling Green, Ky.....	L	3-7
1936	Louisville, Ky.....	W	5-2
1937	Bowling Green, Ky.....	W	13-10
1937	Louisville, Ky.....	L	9-11
1938	Bowling Green, Ky.....	L	8-14
1938	Louisville, Ky.....	W	9-8
1939	Bowling Green, Ky.....	L	1-4
1939	Louisville, Ky.....	L	2-5
1940	Bowling Green, Ky.....	W	15-14
1941	Louisville, Ky.....	L	1-8
1941	Bowling Green, Ky.....	W	4-2
1941	Louisville, Ky.....	L	8-20
1942	Louisville, Ky.....	L	3-4
1942	Bowling Green, Ky.....	W	10-4
1946	Bowling Green, Ky.....	W	12-6
1946	Louisville, Ky.....	W	9-2
1947	Louisville, Ky.....	W	3-2
1948	Bowling Green, Ky.....	W	14-7
1948	Louisville, Ky.....	L	3-7
1949	Bowling Green, Ky.....	L	0-5
1970	Louisville, Ky.....	L	2-7
1970	Louisville, Ky.....	L	7-8
1971	Louisville, Ky.....	W	4-3
1973	Bowling Green, Ky.....	L	8-9
1973	Bowling Green, Ky.....	W	7-2
1973	Louisville, Ky.....	W	3-0
1973	Louisville, Ky.....	L	3-7
1974	Bowling Green, Ky.....	W	4-3
1974	Bowling Green, Ky.....	W	9-8
1974	Louisville, Ky.....	W	14-7
1974	Louisville, Ky.....	W	6-1
1975	Louisville, Ky.....	L	2-12
1975	Louisville, Ky.....	L	3-8
1975	Bowling Green, Ky.....	L	3-4
1976	Bowling Green, Ky.....	L	5-6
1976	Louisville, Ky.....	W	12-11
1976	Louisville, Ky.....	L	4-26
1977	Louisville, Ky.....	L	3-4
1977	Bowling Green, Ky.....	L	3-4
1977	Bowling Green, Ky.....	L	4-5
1978	Louisville, Ky.....	L	2-10
1978	Louisville, Ky.....	W	15-10
4/3/79	Bowling Green, Ky.....	W	6-2
	Bowling Green, Ky.....	L	1-2
4/17/79	Louisville, Ky.....	W	4-2
	Louisville, Ky.....	W	4-3
4/1/80	Bowling Green, Ky.....	W	8-3
	Bowling Green, Ky.....	W	3-2
3/31/81	Bowling Green, Ky.....	W	5-2
	Bowling Green, Ky.....	W	5-2
4/14/81	Louisville, Ky.....	W	11-3
	Louisville, Ky.....	L	8-11
3/29/82	Louisville, Ky.....	W	12-2
	Louisville, Ky.....	W	9-7
5/8/83	Louisville, Ky.....	W	10-9



4/4/84	Louisville, Ky.....W	5-3	2/27/99	Bowling Green, Ky.....W	6-2	1923	Murfreesboro, Tenn.....W	8-1
	Bowling Green, Ky.....L	8-13	5/8/15	Charleston, W.Va.....L	2-3	1924	Murfreesboro, Tenn.....W	16-8
4/10/84	Louisville, Ky.....L	1-2	5/9/15	Charleston, W.Va.....L	3-5	1924	Murfreesboro, Tenn.....W	17-8
	Louisville, Ky.....W	2-12	5/10/15	Charleston, W.Va.....W	12-3	1925	Murfreesboro, Tenn.....W	14-0
4/23/85	Louisville, Ky.....W	14-9	5/13/16	Bowling Green, Ky.....L	1-8	1925	Murfreesboro, Tenn.....W	10-6
4/25/85	Louisville, Ky.....W	19-15	5/14/16	Bowling Green, Ky.....L	1-14	1925	Bowling Green, Ky.....W	4-3
4/17/86	Louisville, Ky.....L	7-6	5/15/16	Bowling Green, Ky.....L	2-5	1925	Bowling Green, Ky.....L	3-8
2/23/88	Louisville, Ky.....W	1-4	5/5/17	Huntington, W.Va.....L	2-3	1927	Murfreesboro, Tenn.....L	3-4
4/20/88	Louisville, Ky.....W	9-8	5/6/17	Huntington, W.Va.....L	9-10	1927	Murfreesboro, Tenn.....W	4-0
3/29/90	Bowling Green, Ky.....W	18-5	5/7/17	Huntington, W.Va.....L	0-8	1927	Bowling Green, Ky.....W	6-1
3/7/91	Bowling Green, Ky.....L	5-12	4/13/18	Bowling Green, Ky.....L	5-6	1927	Bowling Green, Ky.....W	5-3
2/26/92	Louisville, Ky.....L	7-12	4/15/18	Bowling Green, Ky.....W	6-2	1928	Bowling Green, Ky.....W	21-2
4/7/92	Bowling Green, Ky.....L	10-16	4/12/19	Huntington, W.Va.....L	7-5	1928	Bowling Green, Ky.....L	1-8
3/11/93	Louisville, Ky.....W	12-11	4/13/19	Huntington, W.Va.....L	2-8	1928	Murfreesboro, Tenn.....W	7-6
3/30/93	Bowling Green, Ky.....W	12-11		Huntington, W.Va.....W	7-11	1928	Murfreesboro, Tenn.....W	5-2
3/28/94	Louisville, Ky.....W	6-5	4/9/21	Bowling Green, Ky.....W	16-11	1929	Murfreesboro, Tenn.....L	11-12
4/13/94	Bowling Green, Ky.....W	14-12		Bowling Green, Ky.....W	1-0	1929	Bowling Green, Ky.....W	4-3
3/9/95	Louisville, Ky.....L	13-4	4/10/21	Bowling Green, Ky.....W	5-1	1929	Bowling Green, Ky.....L	3-5
4/4/95	Bowling Green, Ky.....L	6-9	4/11/21	Bowling Green, Ky.....W	5-2	1930	Bowling Green, Ky.....W	14-0
3/27/96	Louisville, Ky.....W	17-3	4/30/21	Huntington, W.Va.....W	8-1	1930	Bowling Green, Ky.....W	1-0
4/16/96	Bowling Green, Ky.....W	12-9	5/1/21	Huntington, W.Va.....W	10-6	1935	Bowling Green, Ky.....L	2-5
3/4/97	Louisville, Ky.....W	11-7		Huntington, W.Va.....W	6-1	1936	Bowling Green, Ky.....W	11-6
3/19/97	Bowling Green, Ky.....W	8-7	5/2/21	Huntington, W.Va.....W	15-5	1936	Murfreesboro, Tenn.....L	8-9
3/24/98	Bowling Green, Ky.....W	10-9	4/22/22	Bowling Green, Ky.....L	10-6	1939	Murfreesboro, Tenn.....L	5-6
3/2/99	Louisville, Ky.....L	6-9	4/23/22	Bowling Green, Ky.....L	1-2	1939	Bowling Green, Ky.....W	6-4
3/10/99	Bowling Green, Ky.....L	8-9	4/24/22	Bowling Green, Ky.....L	1-8	1940	Murfreesboro, Tenn.....L	11-12
2/23/00	Louisville, Ky.....L	4-6			4-8	1940	Bowling Green, Ky.....L	7-14
3/22/00	Bowling Green, Ky.....L	7-8	<b>Maryland (0-2)</b>			1941	Murfreesboro, Tenn.....L	9-10
2/31/01	Louisville, Ky.....L	1-4	<b>Neutral: 0-2</b>			1941	Bowling Green, Ky.....W	8-7
4/24/01	Bowling Green, Ky.....L	2-4	2/13/05	Rock Hill, S.C.....L	1-2	1953	Murfreesboro, Tenn.....W	8-7
4/9/02	Louisville, Ky.....W	10-9		(Coca-Cola Classic)		1953	Murfreesboro, Tenn.....W	9-8
4/30/02	Louisville, Ky.....L	3-11	2/13/15	Myrtle Beach, S.C.....L	3-7	1954	Bowling Green, Ky.....T	6-6
3/11/03	Louisville, Ky.....L	1-18		(Caravelle Resort Tournament)		1954	Murfreesboro, Tenn.....L	2-15
3/25/03	Bowling Green Ky.....W	4-3	<b>McKendree (Ill.) (3-0)</b>			1954	Bowling Green, Ky.....L	4-5
3/23/04	Louisville, Ky.....L	8-1	<b>Home: 3-0</b>			1955	Murfreesboro, Tenn.....L	5-15
4/6/04	Bowling Green, Ky.....L	6-9				1955	Bowling Green, Ky.....W	12-11
4/5/05	Bowling Green, Ky.....L	4-9	4/3/80	Bowling Green, Ky.....W	1-0	1956	Murfreesboro, Tenn.....L	2-3
4/25/05	Louisville, Ky.....L	8-9	4/4/80	Bowling Green, Ky.....W	18-4	1956	Bowling Green, Ky.....W	9-3
4/25/06	Louisville, Ky.....W	4-3		Bowling Green, Ky.....W	3-1	1957	Murfreesboro, Tenn.....L	5-7
5/2/06	Bowling Green, Ky.....W	10-6	<b>Memphis (1-6)</b>			1957	Murfreesboro, Tenn.....W	7-1
3/7/07	Louisville, Ky.....L	1-4	<b>Home (0-3); Away: 1-2</b>			1958	Bowling Green, Ky.....W	13-9
4/17/07	Bowling Green, Ky.....L	3-14	<b>Neutral: 0-1</b>			1958	Murfreesboro, Tenn.....L	5-6
4/1/08	Bowling Green, Ky.....W	10-5	5/11/87	Charlotte, N.C.....L	3-13	1958	Bowling Green, Ky.....L	4-14
4/30/08	Louisville, Ky.....L	7-8	2/17/18	Memphis, Tenn.....L	0-4	1959	Murfreesboro, Tenn.....L	5-7
3/25/09	Louisville, Ky.....L	6-7	2/18/18	Memphis, Tenn.....W	3-1	1959	Bowling Green, Ky.....W	4-0
5/12/09	Bowling Green, Ky.....L	2-10		Memphis, Tenn.....L	1-7	1960	Murfreesboro, Tenn.....W	8-6
4/14/10	Bowling Green, Ky.....L	6-7	3/7/19	Bowling Green, Ky.....L	6-9	1960	Bowling Green, Ky.....L	5-8
4/21/10	Louisville, Ky.....L	1-3	3/8/19	Bowling Green, Ky.....L	4-12	1962	Bowling Green, Ky.....L	1-6
3/29/11	Louisville, Ky.....W	15-5	3/10/19	Bowling Green, Ky.....L	4-10	1962	Murfreesboro, Tenn.....L	3-6
4/5/11	Bowling Green, Ky.....W	2-9				1962	Murfreesboro, Tenn.....L	1-8
4/03/12	Louisville, Ky.....L	6-1	<b>Mercer (0-5)</b>			1963	Bowling Green, Ky.....W	4-2
5/01/12	Bowling Green, Ky.....W	8-5	<b>Away: 0-5</b>			1963	Bowling Green, Ky.....W	4-2
4/9/13	Bowling Green, Ky.....W	6-1	1976	Macon, Ga.....L	3-5	1963	Murfreesboro, Tenn.....W	7-5
4/30/13	Louisville, Ky.....L	6-2	1977	Macon, Ga.....L	3-8	1964	Murfreesboro, Tenn.....L	2-8
3/26/14	Bowling Green, Ky.....L	3-5	1977	Macon, Ga.....L	6-7	1964	Bowling Green, Ky.....L	1-2
4/22/14	Louisville, Ky.....L	1-3	1977	Macon, Ga.....L	4-9	1964	Bowling Green, Ky.....L	1-2
4/22/15	Louisville, Ky.....W	7-3	2/21/92	Macon, Ga.....L	7-11	1965	Murfreesboro, Tenn.....L	2-19
3/29/16	Bowling Green, Ky.....L	0-17				1965	Murfreesboro, Tenn.....W	6-0
4/12/16	Louisville, Ky.....L	2-14				1965	Bowling Green, Ky.....L	2-4
3/28/17	Louisville, Ky.....L	1-11				1965	Bowling Green, Ky.....W	1-0
3/21/18	Bowling Green, Ky.....L	5-8				1966	Bowling Green, Ky.....L	1-2
4/24/18	Louisville, Ky.....L	4-5				1966	Bowling Green, Ky.....L	4-5
4/30/19	Louisville, Ky.....L	4-11	<b>Miami (Fla.) (0-1)</b>			1967	Murfreesboro, Tenn.....W	4-1
3/23/21	Louisville, Ky.....L	6-13	<b>Away: 0-1</b>			1967	Murfreesboro, Tenn.....L	4-5
3/29/22	Bowling Green, Ky.....L	6-16				1967	Bowling Green, Ky.....L	3-4
4/26/22	Louisville, Ky.....L	4-11	1978	Miami, Fla.....L	2-3	1967	Bowling Green, Ky.....L	2-5
3/21/23	Louisville, Ky.....L	8-15				1968	Murfreesboro, Tenn.....L	0-11
4/9/24	Bowling Green, Ky.....W	3-2	<b>Miami (Ohio) (1-0)</b>			1968	Murfreesboro, Tenn.....L	2-4
4/23/24	Louisville, Ky.....L	5-16	<b>Home: 1-0</b>			1968	Bowling Green, Ky.....L	3-5
<b>LSU (0-3)</b>			1951	Bowling Green, Ky.....W	10-7	1968	Bowling Green, Ky.....L	3-4
<b>Away: 0-3</b>						1969	Murfreesboro, Tenn.....W	9-0
2/16/96	Baton Rouge, La.....L	0-9	<b>Michigan State (4-0)</b>			1969	Bowling Green, Ky.....W	4-1
2/17/96	Baton Rouge, La.....L	0-18	<b>Home: 4-0</b>			1969	Bowling Green, Ky.....W	2-1
2/18/96	Baton Rouge, La.....L	1-18	1927	Bowling Green, Ky.....W	4-3	1970	Murfreesboro, Tenn.....W	7-4
<b>Marietta (Ga.) (0-2)</b>			3/15/03	Bowling Green, Ky.....W	3-2	1970	Murfreesboro, Tenn.....T	7-7
<b>Neutral: 0-2</b>				Bowling Green, Ky.....W	13-3	1970	Bowling Green, Ky.....W	11-8
3/9/81	Panama City, Fla.....L	6-9	3/16/03	Bowling Green, Ky.....W	5-0	1971	Bowling Green, Ky.....W	9-3
3/14/85	Paintsville, Ky.....L	4-5				1971	Murfreesboro, Tenn.....W	18-0
<b>Marshall (20-18)</b>			<b>Middle Tennessee (133-119-2)</b>			1971	Murfreesboro, Tenn.....L	1-2
<b>Home: 13-11; Away: 7-7</b>			<b>Home: 78-48-1; Away: 54-68-1;</b>			1971	Bowling Green, Ky.....W	7-5
			<b>Neutral: 1-3</b>			1972	Murfreesboro, Tenn.....W	8-1
2/29/92	Bowling Green, Ky.....L	7-10	1911	Murfreesboro, Tenn.....W	7-2	1972	Bowling Green, Ky.....W	6-2
	Bowling Green, Ky.....L	8-2	1911	Murfreesboro, Tenn.....W	11-0	1972	Bowling Green, Ky.....W	10-4
3/1/92	Bowling Green, Ky.....W	5-4	1912	Bowling Green, Ky.....L	5-3	1973	Bowling Green, Ky.....W	3-2
4/14/93	Huntington, W.Va.....W	8-2	1912	Bowling Green, Ky.....L	4-5	1973	Murfreesboro, Tenn.....L	1-2
3/19/94	Bowling Green, Ky.....L	1-8	1913	Murfreesboro, Tenn.....W	9-0	1973	Murfreesboro, Tenn.....W	2-1
	Bowling Green, Ky.....L	5-4	1913	Murfreesboro, Tenn.....W	7-2	1973	Murfreesboro, Tenn.....L	5-10
3/20/94	Bowling Green, Ky.....L	6-9	1913	Murfreesboro, Tenn.....W	11-1	1974	Bowling Green, Ky.....W	8-7
3/2/96	Bowling Green, Ky.....L	4-12	1913	Bowling Green, Ky.....W	15-2	1974	Bowling Green, Ky.....L	2-8
	Bowling Green, Ky.....W	9-5	1913	Bowling Green, Ky.....W	3-2	1974	Bowling Green, Ky.....W	6-2
3/3/96	Bowling Green, Ky.....W	22-6	1914	Bowling Green, Ky.....W	3-2	1974	Bowling Green, Ky.....W	2-1
2/26/99	Bowling Green, Ky.....W	9-5	1914	Bowling Green, Ky.....W	13-9	1975	Murfreesboro, Tenn.....L	1-3
			1914	Murfreesboro, Tenn.....L	5-20	1976	Murfreesboro, Tenn.....L	3-5
			1914	Murfreesboro, Tenn.....W	12-6	1976	Murfreesboro, Tenn.....L	3-5

GENERAL

HILTOPPERS

2024 REVIEW

HISTORY

OPPONENTS

1976	Murfreesboro, Tenn.....L	0-3	5/14/09	Murfreesboro, Tenn.....L	4-10	3/12/86	Jacksonville, Fla. ....L	5-6
1976	Murfreesboro, Tenn.....L	3-4	5/15/09	Murfreesboro, Tenn.....L	5-11	<b>Morehead State (17-20)</b>		
1977	Bowling Green, Ky.....L	1-5	5/20/10	Bowling Green, Ky.....W	5-1	<b>Home: 9-9; Away: 8-11</b>		
1977	Bowling Green, Ky.....L	2-5	5/21/10	Bowling Green, Ky.....L	2-7	1935	Morehead, Ky.....W	14-7
1977	Murfreesboro, Tenn.....L	0-3	5/22/10	Bowling Green, Ky.....W	15-5	1957	Morehead, Ky.....L	2-3
1977	Murfreesboro, Tenn.....L	1-5	3/18/11	Bowling Green, Ky.....W	5-2	(OVC Tournament)		
1978	Murfreesboro, Tenn.....W	12-1	3/19/11	Bowling Green, Ky.....W	10-4	1957	Morehead, Ky.....W	1-0
1978	Murfreesboro, Tenn.....W	6-5	3/20/11	Bowling Green, Ky.....W	5-4	(OVC Tournament)		
1978	Bowling Green, Ky.....W	2-0	5/19/11	Murfreesboro, Tenn.W4-0		1957	Morehead, Ky.....L	2-13
1978	Bowling Green, Ky.....W	7-1	5/20/11	Murfreesboro, Tenn.....L	1-5	(OVC Tournament)		
3/31/79	Murfreesboro, Tenn.....L	4-5	5/21/11	Murfreesboro, Tenn.....W	8-6	1959	Morehead, Ky.....W	6-5
4/14/79	Bowling Green, Ky.....W	4-1	3/16/12	Murfreesboro, Tenn.....W	9-2	1960	Morehead, Ky.....W	9-0
3/29/80	Murfreesboro, Tenn.....W	3-0	3/17/12	Murfreesboro, Tenn.....L	2-7	1969	Morehead, Ky.....L	6-7
4/12/80	Bowling Green, Ky.....W	2-1	3/18/12	Murfreesboro, Tenn.....L	1-9	(OVC Tournament)		
5/1/80	Bowling Green, Ky.....L	5-8	5/17/12	Bowling Green, Ky.....W	4-2	1969	Morehead, Ky.....L	3-6
5/2/80	Bowling Green, Ky.....W	8-2	5/18/12	Bowling Green, Ky.....W	5-4	(OVC Tournament)		
4/7/82	Murfreesboro, Tenn.....W	1-5	5/19/12	Bowling Green, Ky.....L	1-6	1971	Morehead, Ky.....L	4-7
4/18/82	Bowling Green, Ky.....L	0-3	5/13/13	Bowling Green, Ky.....W	6-5	1971	Morehead, Ky.....L	2-6
5/2/82	Bowling Green, Ky.....L	6-9	3/16/13	Bowling Green, Ky.....W	12-2	1971	Bowling Green, Ky.....L	1-5
3/3/83	Bowling Green, Ky.....W	4-3	5/16/13	Murfreesboro, Tenn.....W	11-8	1971	Bowling Green, Ky.....L	2-3
3/16/83	Murfreesboro, Tenn.....W	11-8	5/17/13	Murfreesboro, Tenn.....W	8-2	1971	Bowling Green, Ky.....L	5-6
3/14/84	Bowling Green, Ky.....L	1-4	5/18/13	Murfreesboro, Tenn.....L	3-2	1971	Bowling Green, Ky.....W	5-4
3/1/85	Bowling Green, Ky.....L	12-1	5/1/15	Murfreesboro, Tenn.....L	4-5	1972	Bowling Green, Ky.....W	5-4
3/2/85	Bowling Green, Ky.....W	13-9	5/2/15	Murfreesboro, Tenn.....L	4-5	1972	Bowling Green, Ky.....L	1-2
4/4/85	Bowling Green, Ky.....W	7-6	5/3/15	Murfreesboro, Tenn.....L	2-9	1973	Bowling Green, Ky.....W	11-10
4/16/85	Murfreesboro, Tenn.....W	8-4	3/25/16	Bowling Green, Ky.....W	3-1	1973	Bowling Green, Ky.....L	6-8
3/2/86	Bowling Green, Ky.....W	2-1	3/26/16	Bowling Green, Ky.....W	10-4	1978	Morehead, Ky.....L	2-9
3/28/86	Murfreesboro, Tenn.....W	8-7	3/27/16	Bowling Green, Ky.....W	2-1	1978	Morehead, Ky.....L	10-14
4/3/86	Bowling Green, Ky.....W	3-2	3/24/17	Murfreesboro, Tenn.....W	10-3	4/21/79	Morehead, Ky.....L	12-13
3/2/87	Murfreesboro, Tenn.....L	4-7	3/25/17	Murfreesboro, Tenn.....L	9-10	Morehead, Ky.....L	7-11	
3/4/87	Bowling Green, Ky.....W	11-5	3/26/17	Murfreesboro, Tenn.....W	4-2	4/28/79	Bowling Green, Ky.....W	6-4
4/8/87	Murfreesboro, Tenn.....L	4-5	3/16/18	Bowling Green, Ky.....L	2-3	4/19/80	Morehead, Ky.....W	20-4
2/24/88	Murfreesboro, Tenn.....L	3-4	3/17/18	Bowling Green, Ky.....L	7-8	Morehead, Ky.....L	14-11	
4/12/88	Bowling Green, Ky.....L	2-6	3/18/18	Bowling Green, Ky.....W	10-7	4/26/80	Bowling Green, Ky.....W	9-2
3/1/89	Bowling Green, Ky.....W	3-1	4/5/19	Murfreesboro, Tenn.....L	4-13	Bowling Green, Ky.....L	4-9	
3/22/89	Bowling Green, Ky.....L	5-7	4/6/19	Murfreesboro, Tenn.....L	10-13	5/2/80	Bowling Green, Ky.....W	1-0
2/28/90	Murfreesboro, Tenn.....L	8-9	4/7/19	Murfreesboro, Tenn.....L	4-11	(OVC Tournament)		
4/10/90	Murfreesboro, Tenn.....W	5-1	4/16/21	Bowling Green, Ky.....L	5-7	4/12/81	Morehead, Ky.....W	20-10
4/18/90	Bowling Green, Ky.....W	8-7	4/17/21	Bowling Green, Ky.....L	0-3	4/18/81	Bowling Green, Ky.....W	5-0
5/10/91	Bowling Green, Ky.....L	4-8		Bowling Green, Ky.....W	5-4	Bowling Green, Ky.....W	7-3	
4/8/92	Bowling Green, Ky.....L	7-8	4/18/21	Bowling Green, Ky.....W	3-1	4/26/81	Morehead, Ky.....L	6-17
4/23/92	Murfreesboro, Tenn.....L	10-24	4/1/22	Murfreesboro, Tenn.....W	7-3	4/30/82	Bowling Green, Ky.....L	5-6
4/16/93	Bowling Green, Ky.....L	7-8	4/2/22	Murfreesboro, Tenn.....L	1-5	(OVC Tournament)		
4/19/93	Murfreesboro, Tenn.....L	6-10	3/17/23	Murfreesboro, Tenn.....L	8-12	5/1/82	Bowling Green, Ky.....W	9-4
4/25/94	Bowling Green, Ky.....W	7-5	3/18/23	Murfreesboro, Tenn.....W	8-4	3/10/06	Morehead, Ky.....W	10-5
5/10/94	Murfreesboro, Tenn.....L	5-16	3/19/23	Murfreesboro, Tenn.....L	6-8	3/22/06	Bowling Green, Ky.....L	3-10
4/26/95	Bowling Green, Ky.....L	4-14	4/6/23	Bowling Green, Ky.....L	3-6	<b>Morton-Elliott (1-0)</b>		
5/9/95	Murfreesboro, Tenn.....L	7-12	4/7/23	Bowling Green, Ky.....L	0-2	<b>Home: 1-0</b>		
4/11/96	Bowling Green, Ky.....W	8-4	4/8/23	Bowling Green, Ky.....L	4-5	<b>Murray State (68-66-1)</b>		
4/25/96	Murfreesboro, Tenn.....L	5-10	4/26/24	Murfreesboro, Tenn.....L	9-16	<b>Home: 40-25-1; Away: 28-41</b>		
4/1/97	Bowling Green, Ky.....W	11-10	4/27/24	Murfreesboro, Tenn.....W	4-3	1932	Murray, Ky.....W	N/A
4/23/98	Murfreesboro, Tenn.....W	5-4	4/28/24	Murfreesboro, Tenn.....W	7-4	1932	Murray, Ky.....W	N/A
4/6/99	Murfreesboro, Tenn.....L	7-9	<b>Millikin (Ill.) (1-0)</b>			1932	Murray Green, Ky.....W	6-2
4/13/99	Bowling Green, Ky.....L	6-3	<b>Home: 1-0</b>			1941	Murray, Ky.....L	3-7
4/26/00	Bowling Green, Ky.....L	6-11	<b>Milwaukee (8-4)</b>			1941	Murray, Ky.....W	9-7
5/4/01	Bowling Green, Ky.....L	1-5	<b>Home: 8-4</b>			1941	Bowling Green, Ky.....W	5-3
5/5/01	Bowling Green, Ky.....L	4-10	3/17/94	Bowling Green, Ky.....W	2-0	1941	Bowling Green, Ky.....W	9-5
5/17/01	Lafayette, La.....L	4-9	3/18/94	Bowling Green, Ky.....L	17-16	1946	Bowling Green, Ky.....W	1-0
4/12/02	Murfreesboro, Tenn.....W	5-3	3/16/95	Bowling Green, Ky.....L	8-7	1947	Bowling Green, Ky.....W	4-2
4/13/02	Murfreesboro, Tenn.....W	10-4	3/13/96	Bowling Green, Ky.....W	5-0	1948	Bowling Green, Ky.....W	6-2
4/14/02	Murfreesboro, Tenn.....L	4-6	2/27/98	Bowling Green, Ky.....L	4-12	1948	Bowling Green, Ky.....L	3-6
4/25/03	Bowling Green, Ky.....W	5-1	2/28/98	Bowling Green, Ky.....L	7-9	1948	Murray, Ky.....L	3-12
4/26/03	Bowling Green, Ky.....L	15-7	3/19/06	Bowling Green, Ky.....W	14-13	1948	Murray, Ky.....L	1-2
4/27/03	Bowling Green, Ky.....L	2-6	3/8/24	Bowling Green, Ky.....W	5-0	1949	Bowling Green, Ky.....L	2-5
5/24/04	Lafayette, La.....L	5-8	3/9/24	Bowling Green, Ky.....L	5-3	1949	Murray, Ky.....W	7-3
4/30/04	Murfreesboro, Tenn.....L	15-3	3/9/24	Bowling Green, Ky.....L	5-6	1950	Murray, Ky.....W	8-1
5/1/04	Murfreesboro, Tenn.....L	5-8	3/10/24	Bowling Green, Ky.....W	11-7	1950	Murray, Ky.....L	4-5
5/2/04	Murfreesboro, Tenn.....L	7-11	<b>Mississippi State (1-3)</b>			1951	Murray, Ky.....W	9-7
5/29/04	Mobile, Ala.....W	14-4	<b>Away: 1-3</b>			1951	Murray, Ky.....W	5-3
4/15/05	Bowling Green, Ky.....L	5-7	2/27/04	Starkville, Miss.....L	0-12	1951	Bowling Green, Ky.....W	11-5
4/16/05	Bowling Green, Ky.....W	10-1	(Mississippi State Challenge)			1951	Bowling Green, Ky.....W	7-3
4/17/05	Bowling Green, Ky.....L	8-9	3/10/09	Starkville, Miss.....L	3-9	1952	Murray, Ky.....W	17-2
5/26/05	Miami, Fla.....L	8-11	3/10/15	Starkville, Miss.....L	5-6	1952	Bowling Green, Ky.....W	6-1
4/14/06	Murfreesboro, Tenn.....L	5-6	3/11/15	Starkville, Miss.....W	3-1	1953	Murray, Ky.....W	6-2
4/15/06	Murfreesboro, Tenn.....W	4-7	<b>Missouri (3-0)</b>			1953	Bowling Green, Ky.....W	3-2
4/16/06	Murfreesboro, Tenn.....L	4-11	<b>Neutral: 3-0</b>			1954	Murray, Ky.....W	7-2
5/17/07	Murfreesboro, Tenn.....L	1-7	3/11/81	Panama City, Fla.....W	5-4	1954	Bowling Green, Ky.....L	8-4
5/18/07	Murfreesboro, Tenn.....W	2-0	5/29/09	Oxford, Miss.....W	11-5	1955	Bowling Green, Ky.....L	3-5
5/19/07	Murfreesboro, Tenn.....W	4-2	(NCAA Regional)			1955	Bowling Green, Ky.....W	9-0
5/15/08	Bowling Green, Ky.....L	5-7	5/31/09	Oxford, Miss.....W	11-6	1955	Murray, Ky.....L	5-9
5/16/08	Bowling Green, Ky.....L	6-5	(NCAA Regional)			1956	Murray, Ky.....W	7-4
5/17/08	Bowling Green, Ky.....W	7-2	<b>Missouri State (1-1)</b>			1956	Murray, Ky.....L	0-1
			<b>Neutral: 1-1</b>			1956	Bowling Green, Ky.....L	4-7
			3/11/86	Jacksonville, Fla. ....W	15-0	1957	Bowling Green, Ky.....W	1-0
						1957	Murray, Ky.....L	4-5
						1957	Murray, Ky.....W	6-2
						1957	Bowling Green, Ky.....W	5-4
						1958	Bowling Green, Ky.....L	4-7

1958	Murray, Ky.....	W	7-5	<b>NC State (0-1)</b>		4/11/09	Bowling Green, Ky.....	W	14-1				
1959	Bowling Green, Ky.....	W	5-3	<b>Neutral: 0-1</b>		4/12/09	Bowling Green, Ky.....	W	14-4				
1959	Murray, Ky.....	L	0-5	5/9/87	Charlotte, N.C.....	L	3/12/10	New Orleans, La.....	W	17-1			
1960	Bowling Green, Ky.....	W	5-2				3/13/10	New Orleans, La.....	W	7-6			
1961	Murray, Ky.....	L	1-6	<b>Nevada (0-1)</b>		3/14/10	New Orleans, La.....	W	13-7				
1961	Murray, Ky.....	L	2-5	<b>Neutral: 0-1</b>		<b>New York Tech (1-0)</b>							
1961	Bowling Green, Ky.....	L	6-7	2/20/93	San Diego, Calif.....	L	<b>Neutral: 1-0</b>						
1961	Bowling Green, Ky.....	L	8-14				3/5/11	Charleston, S.C.....	W	17-1			
1962	Murray, Ky.....	L	6-8	<b>New Mexico State (8-13)</b>		(College of Charleston Tourn.)							
1962	Murray, Ky.....	L	4-9	<b>Home: 4-5; Away: 3-6;</b>		<b>North Alabama (2-0)</b>							
1962	Bowling Green, Ky.....	W	4-1	<b>Neutral: 1-2</b>		<b>Away: 2-0</b>							
1962	Bowling Green, Ky.....	L	0-4	4/13/01	Las Cruces, N.M.....	W	7-3	3/8/81	Florence, Ala.....	W	14-1		
1963	Bowling Green, Ky.....	L	1-6	4/14/01	Las Cruces, N.M.....	W	10-9		Florence, Ala.....	W	4-2		
1963	Murray, Ky.....	L	0-5	4/15/01	Las Cruces, N.M.....	W	16-7	<b>North Dakota State (1-2)</b>					
1963	Murray, Ky.....	L	2-7	5/11/02	Bowling Green, Ky.....	W	15-1	<b>Home: 1-2</b>					
1964	Murray, Ky.....	W	3-2	5/12/02	Bowling Green, Ky.....	L	0-2	2/21/21	Bowling Green, Ky.....	W	10-4		
1964	Bowling Green, Ky.....	L	1-4	5/22/02	Mobile, Ala.....	L	2-4	2/22/21	Bowling Green, Ky.....	L	5-8		
1964	Bowling Green, Ky.....	L	2-5	5/24/02	(Sun Belt Tournament)	L	0-6	<b>North Florida (0-1)</b>					
1965	Murray, Ky.....	L	0-3	5/2/03	Mobile, Ala.....	L	5-7	<b>Neutral: 0-1</b>					
1965	Murray, Ky.....	L	1-3	5/2/03	Las Cruces, N.M.....	L	4-10	3/1/19	Pensacola, Fla.....	L	2-9		
1966	Bowling Green, Ky.....	W	3-0	5/3/03	Las Cruces, N.M.....	L	6-9	<b>Northeastern Illinois (14-3)</b>					
1966	Bowling Green, Ky.....	W	11-9	5/7/04	Las Cruces, N.M.....	L	7-18	<b>Home: 14-2; Away: 0-1</b>					
1966	Murray, Ky.....	L	1-2	5/8/04	Bowling Green, Ky.....	W	1-2	4/19/79	Bowling Green, Ky.....	W	12-0		
1967	Murray, Ky.....	L	5-9	4/8/05	Bowling Green, Ky.....	L	1-1	4/20/79	Bowling Green, Ky.....	W	10-7		
1967	Murray, Ky.....	L	1-4	4/9/05	Las Cruces, N.M.....	L	7-16	2/25/89	Bowling Green, Ky.....	W	13-3		
1967	Bowling Green, Ky.....	L	5-7	4/10/05	Las Cruces, N.M.....	L	11-20	2/26/89	Bowling Green, Ky.....	W	12-2		
1967	Bowling Green, Ky.....	L	3-6	5/16/24	Bowling Green, Ky.....	L	4-9	2/26/89	Bowling Green, Ky.....	W	7-0		
1967	Bowling Green, Ky.....	L	5-7	5/16/24	Bowling Green, Ky.....	W	4-5	5/8/90	Bowling Green, Ky.....	L	9-3		
1968	Murray, Ky.....	W	12-4	5/18/24	Bowling Green, Ky.....	W	11-9	5/9/90	Bowling Green, Ky.....	L	0-6		
1968	Murray, Ky.....	W	9-6	5/23/24	Ruston, La.....	W	6-2	3/27/91	Bowling Green, Ky.....	W	4-1		
1969	Murray, Ky.....	L	0-1	<b>New Orleans (30-25)</b>		5/23/24	(CUSA Tournament)	W	8-2	3/28/91	Bowling Green, Ky.....	W	2-0
1969	Murray, Ky.....	W	5-2	<b>Home: 14-10; Away: 13-13;</b>		<b>2/26/89 Bowling Green, Ky.....</b>				3/27/92	Bowling Green, Ky.....	W	11-7
1969	Bowling Green, Ky.....	W	7-6	<b>Neutral: 3-2</b>		<b>3/27/92 Bowling Green, Ky.....</b>				3/28/92	Bowling Green, Ky.....	W	6-5
1969	Bowling Green, Ky.....	W	5-3	5/24/80	Tallahassee, Fla.....	W	4-3	3/6/93	Bowling Green, Ky.....	W	10-4		
1970	Murray, Ky.....	L	2-5	4/8/95	Bowling Green, Ky.....	L	5-11	3/7/93	Bowling Green, Ky.....	W	2-0		
1970	Murray, Ky.....	W	7-2	4/9/95	Bowling Green, Ky.....	L	4-8	2/28/97	Bowling Green, Ky.....	L	9-1		
1970	Bowling Green, Ky.....	W	5-3	3/16/96	New Orleans, La.....	L	3-9	<b>Northern Illinois (8-4)</b>					
1970	Bowling Green, Ky.....	L	4-6	3/17/96	New Orleans, La.....	L	8-19	<b>Home: 8-4</b>					
1972	Bowling Green, Ky.....	L	2-3	5/3/97	Bowling Green, Ky.....	W	5-7	1938	Bowling Green, Ky.....	L	0-8		
1972	Bowling Green, Ky.....	L	0-2	5/4/97	Bowling Green, Ky.....	L	3-5	2/25/95	Bowling Green, Ky.....	W	11-6		
1972	Bowling Green, Ky.....	L	3-9	3/8/98	New Orleans, La.....	W	1-14	2/26/95	Bowling Green, Ky.....	W	2-1		
1973	Murray, Ky.....	L	2-12	3/13/99	New Orleans, La.....	W	9-3	2/23/18	Bowling Green, Ky.....	W	3-1		
1973	Murray, Ky.....	L	0-3	3/14/99	New Orleans, La.....	W	12-3	2/24/18	Bowling Green, Ky.....	W	9-5		
1973	Murray, Ky.....	W	6-1	4/10/99	Bowling Green, Ky.....	W	5-10	2/25/18	Bowling Green, Ky.....	W	1-0		
1973	Murray, Ky.....	L	2-8	4/11/99	Bowling Green, Ky.....	W	7-5	3/4/23	Bowling Green, Ky.....	W	10-2		
1974	Bowling Green, Ky.....	L	3-9	4/7/00	Bowling Green, Ky.....	W	5-0	3/5/23	Bowling Green, Ky.....	L	0-5		
1974	Bowling Green, Ky.....	W	5-3	4/9/00	Bowling Green, Ky.....	L	6-0	3/5/23	Bowling Green, Ky.....	W	9-8		
1974	Bowling Green, Ky.....	L	2-11	3/30/01	New Orleans, La.....	W	6-7	3/5/23	Bowling Green, Ky.....	L	7-5		
1974	Bowling Green, Ky.....	L	2-3	5/16/01	Lafayette, La.....	W	2-9	3/5/23	Bowling Green, Ky.....	L	10-18		
1975	Murray, Ky.....	L	9-10	5/18/01	(Sun Belt Tournament)	L	2-1	<b>Northern Iowa (2-3)</b>					
1975	Murray, Ky.....	L	3-17	4/26/02	Lafayette, La.....	L	4-13	<b>Home: 2-3</b>					
1976	Bowling Green, Ky.....	L	1-5	4/27/02	Bowling Green, Ky.....	W	4-1	3/17/90	Bowling Green, Ky.....	W	6-3		
1976	Murray, Ky.....	L	0-5	4/28/02	Bowling Green, Ky.....	W	3-2	3/18/90	Bowling Green, Ky.....	L	6-8		
1976	Murray, Ky.....	L	4-6	5/16/03	New Orleans, La.....	W	13-12	3/7/03	Bowling Green, Ky.....	L	7-9		
1976	Murray, Ky.....	L	4-10	5/17/03	New Orleans, La.....	W	8-5	3/8/03	Bowling Green, Ky.....	L	4-5		
1976	Murray, Ky.....	L	4-6	5/18/03	New Orleans, La.....	W	8-13	3/9/03	Bowling Green, Ky.....	W	10-4		
1976	Murray, Ky.....	L	4-10	5/21/04	Bowling Green, Ky.....	W	6-5	<b>Northern Kentucky (3-0)</b>					
1977	Bowling Green, Ky.....	L	1-4	5/22/04	Bowling Green, Ky.....	L	1-0	<b>Home: 3-0</b>					
1977	Murray, Ky.....	L	2-10	5/23/04	Bowling Green, Ky.....	L	1-4	2/15/19	Bowling Green, Ky.....	W	9-6		
1977	Murray, Ky.....	L	6-12	3/25/05	New Orleans, La.....	W	14-5	2/16/19	Bowling Green, Ky.....	W	5-4		
1977	Murray, Ky.....	L	12-13	3/26/05	New Orleans, La.....	L	5-6	2/17/19	Bowling Green, Ky.....	W	19-2		
1978	Bowling Green, Ky.....	W	5-0	3/27/05	New Orleans, La.....	L	5-14	<b>Notre Dame (0-1)</b>					
1978	Bowling Green, Ky.....	W	4-3	3/24/06	Bowling Green, Ky.....	L	5-14	<b>Home: 0-1</b>					
1978	Murray, Ky.....	L	2-6	3/25/06	Bowling Green, Ky.....	L	0-16	1926	Bowling Green, Ky.....	L	2-6		
1978	Murray, Ky.....	W	7-4	3/26/06	Bowling Green, Ky.....	W	13-3	<b>Oakland (3-0)</b>					
4/11/79	Bowling Green, Ky.....	W	1-0	5/4/07	New Orleans, La.....	W	4-3	<b>Home: 3-0</b>					
	Bowling Green, Ky.....	T	5-5	5/5/07	New Orleans, La.....	L	7-9	3/10/01	Bowling Green, Ky.....	W	6-2		
4/29/79	Murray, Ky.....	L	4-10	5/6/07	New Orleans, La.....	L	11-13	3/11/01	Bowling Green, Ky.....	W	4-3		
	Murray, Ky.....	L	2-3	5/23/07	Mobile, Ala.....	L	6-11	<b>Ohio (11-5)</b>					
4/10/80	Bowling Green, Ky.....	L	0-5	4/11/08	New Orleans, La.....	L	10-11	<b>Home: 11-5</b>					
	Bowling Green, Ky.....	L	6-8	4/12/08	New Orleans, La.....	L	3-5	1978	Bowling Green, Ky.....	W	13-11		
5/3/80	Bowling Green, Ky.....	W	10-5	4/13/08	New Orleans, La.....	W	13-12						
	(OVC Tournament)			5/25/08	Lafayette, La.....	W	17-5						
	Bowling Green, Ky.....	W	11-8	4/10/09	Bowling Green, Ky.....	W	13-1						
3/21/81	Murray, Ky.....	W	13-11										
4/15/82	Murray, Ky.....	W	9-5										
	Murray, Ky.....	W	6-5										
4/24/96	Bowling Green, Ky.....	W	19-1										
3/18/97	Bowling Green, Ky.....	W	8-2										
4/23/97	Bowling Green, Ky.....	W	13-3										
3/30/99	Murray, Ky.....	W	10-2										
2/29/00	Murray, Ky.....	W	17-10										
3/20/01	Murray, Ky.....	W	8-4										
4/22/03	Murray, Ky.....	W	4-0										
4/30/03	Bowling Green, Ky.....	W	13-7										
3/24/04	Murray, Ky.....	L	11-13										
3/24/10	Murray, Ky.....	W	14-5										
4/6/10	Bowling Green, Ky.....	W	12-2										
4/13/11	Bowling Green, Ky.....	W	3-2										
2/28/12	Murray, Ky.....	L	2-10										
4/15/15	Bowling Green, Ky.....	W	5-4										
4/4/17	Bowling Green, Ky.....	W	10-9										
4/18/17	Murray, Ky.....	W	8-5										
2/27/19	Bowling Green, Ky.....	W	9-5										
2/19/20	Bowling Green, Ky.....	W	7-6										
3/26/24	Murray, Ky.....	L	2-15										

GENERAL

HILTOPPERS

2024 REVIEW

HISTORY

OPPONENTS



2/26/00	Bowling Green, Ky.....W	10-1
2/27/00	Bowling Green, Ky.....W	7-3
2/20/04	Bowling Green, Ky.....L	9-11
2/21/04	Bowling Green, Ky.....W	5-2
2/22/04	Bowling Green, Ky.....W	16-4
2/24/06	Bowling Green, Ky.....W	9-1
2/25/06	Bowling Green, Ky.....W	11-7
2/26/06	Bowling Green, Ky.....L	10-14
3/3/17	Bowling Green, Ky.....W	5-4
3/4/17	Bowling Green, Ky.....L	0-3
3/5/17	Bowling Green, Ky.....L	0-3
2/24/23	Bowling Green, Ky.....W	14-1
2/25/23	Bowling Green, Ky.....W	9-6
2/25/23	Bowling Green, Ky.....W	9-8
2/26/23	Bowling Green, Ky.....L	4-6

**Ohio State (0-4)**  
**Home: 0-3; Neutral: 0-1**

1925	Bowling Green, Ky.....L	2-7
3/1/14	Greenville, N.C.....L	4-5
3/8/15	Bowling Green, Ky.....L	1-10
3/9/15	Bowling Green, Ky.....L	4-6

**Ohio Wesleyan (1-0)**  
**Home: 1-0**

1925	Bowling Green, Ky.....W	12-7
------	-------------------------	------

**Oklahoma (1-0)**  
**Neutral: 1-0**

2/10/07	Wilmington, N.C.....W (Hughes Bros. Challenge)	11-5
---------	---	------

**Oklahoma State (0-2)**  
**Away: 0-1; Neutral: 0-1**

3/5/95	Houston, Texas.....L (Rice Tournament)	3-6
5/30/08	Stillwater, Okla.....L (NCAA Regional)	3-5

**Old Dominion (7-15)**  
**Home: 3-6; Away: 2-7;  
Neutral: 2-2**

5/14/85	Norfolk, Va.....L (Sun Belt Tournament)	10-11
5/14/86	Tampa, Fla.....W (Sun Belt Tournament)	7-5
5/16/86	Tampa, Fla.....L (Sun Belt Tournament)	3-17
5/14/87	Norfolk, Va.....W (Sun Belt Tournament)	8-4
5/17/91	Jacksonville, Fla.....L (Sun Belt Tournament)	6-9
3/14/15	Bowling Green, Ky.....L	1-3
3/15/15	Bowling Green, Ky.....W	6-3
3/18/16	Norfolk, Va.....W	9-5
3/18/16	Norfolk, Va.....L	3-8
3/19/16	Norfolk, Va.....L	2-4
5/16/19	Bowling Green, Ky.....L	8-12
5/17/19	Bowling Green, Ky.....W	1-15
5/18/19	Bowling Green, Ky.....W	8-7
5/22/19	Bowling Green, Ky.....L	10-12
5/22/19	Biloxi, Miss.....W (C-USA Tournament)	7-4
5/14/21	Norfolk, Va.....L	8-14
5/15/21	Norfolk, Va.....L	3-6
5/15/21	Norfolk, Va.....W	7-6
5/16/21	Norfolk, Va.....L	2-13
5/19/22	Bowling Green, Ky.....L	3-5
5/20/22	Bowling Green, Ky.....L	4-11
5/21/22	Bowling Green, Ky.....L	4-5

**Ole Miss (4-5)**  
**Away: 4-5**

2/19/94	Oxford, Miss.....L	7-12
2/20/94	Oxford, Miss.....L	2-6
6/4/04	Oxford, Miss.....W (NCAA Regional)	1-0
3/11/08	Oxford, Miss.....L	3-10
3/12/08	Oxford, Miss.....W	8-5
5/30/09	Oxford, Miss.....L (NCAA Regional)	4-7
5/31/09	Oxford, Miss.....W (NCAA Regional)	10-9
6/1/09	Oxford, Miss.....L (NCAA Regional)	1-4
3/9/11	Oxford, Miss.....W	7-3

**Olivet (Mich.) (1-0)**  
**Neutral: 1-0**

3/10/81	Marianna, Fla.....W	2-1
---------	---------------------	-----

**Oregon State (0-1)**  
**Neutral: 0-1**

2/16/02	San Diego, Calif.....L	2-6
---------	------------------------	-----

**Pacific (0-1)**  
**Neutral: 0-1**

2/27/11	Conway, S.C.....L (Baseball at the Beach)	1-4
---------	--	-----

**Pittsburgh (1-0)**  
**Neutral: 1-0**

3/2/14	Greenville, N.C.....W	3-2
--------	-----------------------	-----

**Port Huron (1-0-1)**  
**Home: 1-0-1**

1965	Bowling Green, Ky.....W	5-3
1965	Bowling Green, Ky.....T	4-4

**Presbyterian (3-4)**  
**Home: 3-2; Away: 0-2**

1923	Bowling Green, Ky.....W	8-1
1923	Bowling Green, Ky.....W	12-8
1923	Bowling Green, Ky.....W	14-6
1925	Bowling Green, Ky.....L	1-5
1925	Bowling Green, Ky.....L	4-8
1925	Clinton, S.C.....L	3-6
1925	Clinton, S.C.....L	2-5

**Purdue (6-6)**  
**Home: 5-6; Away: 1-0**

1948	Bowling Green, Ky.....L	7-16
2/25/00	Bowling Green, Ky.....L	3-6
3/2/07	Bowling Green, Ky.....L	6-10
3/3/07	Bowling Green, Ky.....L	5-12
3/4/07	Bowling Green, Ky.....L	1-13
5/15/07	West Lafayette, Ind.....W	4-3
2/29/08	Bowling Green, Ky.....W	4-1
3/1/08	Bowling Green, Ky.....W	12-5
3/2/08	Bowling Green, Ky.....W	5-0
3/6/20	Bowling Green, Ky.....W	8-3
3/7/20	Bowling Green, Ky.....W	11-2
3/8/20	Bowling Green, Ky.....L	1-19

**Purdue Fort Wayne (5-2)**  
**Home: 5-2**

4/22/06	Bowling Green, Ky.....L	3-4
	Bowling Green, Ky.....W	9-3
4/23/06	Bowling Green, Ky.....W	13-4
2/23/24	Bowling Green, Ky.....L	13-14
2/24/24	Bowling Green, Ky.....W	10-1
2/24/24	Bowling Green, Ky.....W	9-5
2/25/24	Bowling Green, Ky.....W	5-0

**Quincy (Ill.) (2-0)**  
**Home: 2-0**

4/7/80	Bowling Green, Ky.....W	14-4
	Bowling Green, Ky.....W	6-1

**Rice (11-18)**  
**Home: 6-6; Away: 5-12**

3/11/88	Houston, Texas.....L	2-8
3/12/88	Houston, Texas.....L	11-14
3/9/89	Houston, Texas.....L	7-8
3/10/89	Houston, Texas.....L	1-3
3/11/89	Houston, Texas.....L	4-6
3/9/90	Houston, Texas.....W	3-0
3/10/90	Houston, Texas.....W	2-1
3/3/95	Houston, Texas.....L	6-7
	(Rice Tournament)	
4/24/15	Bowling Green, Ky.....L	4-11
	Bowling Green, Ky.....L	2-3
4/26/15	Bowling Green, Ky.....L	2-3
4/15/16	Houston, Texas.....L	3-9
4/16/16	Houston, Texas.....L	2-5
	Houston, Texas.....L	2-3
4/21/17	Bowling Green, Ky.....L	4-8
4/22/17	Bowling Green, Ky.....L	5-10
	Bowling Green, Ky.....L	2-13
3/23/18	Houston, Texas.....L	0-4
3/24/18	Houston, Texas.....W	5-4
3/25/18	Houston, Texas.....W	4-0
5/3/19	Bowling Green, Ky.....W	6-3
	Bowling Green, Ky.....W	9-5
5/5/19	Bowling Green, Ky.....W	6-4
4/29/22	Houston, Texas.....W	5-3
4/30/22	Houston, Texas.....L	8-13
5/1/22	Houston, Texas.....L	2-8
5/12/23	Bowling Green, Ky.....W	5-4
5/13/23	Bowling Green, Ky.....W	10-2
5/14/23	Bowling Green, Ky.....W	5-2

**Rollins (0-0-1)**  
**Away: 0-0-1**

3/6/84	Orlando, Fla.....T	8-8
--------	--------------------	-----

**Saint Louis (7-5)**  
**Home: 6-3; Away: 1-2**

1966	Bowling Green, Ky.....L	5-7
1966	Bowling Green, Ky.....L	4-18
1967	St. Louis, Mo.....L	2-3
1967	St. Louis, Mo.....W	13-12
1970	St. Louis, Mo.....L	2-7
3/15/88	Bowling Green, Ky.....W	3-0
	Bowling Green, Ky.....W	8-1
	Bowling Green, Ky.....W	9-0 (f)
2/20/00	Bowling Green, Ky.....W	12-2
	Bowling Green, Ky.....W	7-4
2/18/05	Bowling Green, Ky.....W	12-8
2/19/05	Bowling Green, Ky.....L	2-5

**St. Francis (N.Y.) (1-0)**  
**Neutral: 1-0**

2/18/93	San Diego, Calif.....W	13-9
---------	------------------------	------

**St. Joseph's (Ind.) (1-0)**  
**Neutral: 1-0**

5/1/79	Owensboro, Ky.....W	13-6
--------	---------------------	------

**St. Joseph's (Pa.) (0-1)**  
**Neutral: 0-1**

3/6/83	Orlando, Fla.....L	0-4
--------	--------------------	-----

**St. Mary's (Mich.) (8-4)**  
**Home: 1-1; Away: 7-3**

1913	Orchard Lake, Mich.....W	3-1
1914	Bowling Green, Ky.....L	3-6
1916	Orchard Lake, Mich.....L	4-5
1916	Orchard Lake, Mich.....L	3-4
1916	Orchard Lake, Mich.....W	5-1
1923	Bowling Green, Ky.....W	11-7
1923	Orchard Lake, Mich.....W	11-4
1923	Orchard Lake, Mich.....W	6-3
1924	Orchard Lake, Mich.....W	21-5
1924	Orchard Lake, Mich.....L	1-6
1924	Orchard Lake, Mich.....W	12-5

**St. Mary's (Minn.) (1-0)**  
**Home: 1-0**

4/5/85	Bowling Green, Ky.....W	4-1
--------	-------------------------	-----

**St. Xavier (Ill.) (2-1)**  
**Home: 2-1**

3/12/82	Bowling Green, Ky.....W	3-0
	Bowling Green, Ky.....W	6-1
3/13/82	Bowling Green, Ky.....L	6-9

**Sam Houston (2-1)**  
**Away: 2-1**

4/12/24	Huntsville, Texas.....W	7-5
4/13/24	Huntsville, Texas.....L	0-10
4/14/24	Huntsville, Texas.....W	8-7

**Samford (6-1)**  
**Home: 3-0; Away: 3-1**

4/9/84	Birmingham, Ala.....W	11-5
4/10/85	Bowling Green, Ky.....W	5-2
	Bowling Green, Ky.....W	9-1
4/22/85	Birmingham, Ala.....W	8-5
2/14/88	Birmingham, Ala.....W	14-7
3/28/88	Bowling Green, Ky.....W	12-2
2/27/94	Birmingham, Ala.....L	2-6

**San Diego State (1-3)**  
**Away: 1-3**

2/19/93	San Diego, Calif.....L	4-6
2/21/93	San Diego, Calif.....W	10-5
2/15/02	San Diego, Calif.....L	3-17
2/16/02	San Diego, Calif.....L	2-4

**Scottsville HS (1-0)**  
**Home: 1-0**

1930	Bowling Green, Ky.....W	13-8
------	-------------------------	------


**South Alabama (53-85)**  
**Home: 30-36; Away: 18-46;**  
**Neutral: 5-3**

3/26/83	Bowling Green, Ky.....L	1-7
3/27/83	Bowling Green, Ky.....W	12-10
	Bowling Green, Ky.....L	4-14
4/16/83	Mobile, Ala.....L	6-7
	Mobile, Ala.....L	2-8
4/17/83	Mobile, Ala.....L	5-7
3/24/84	Mobile, Ala.....L	10-11
	Mobile, Ala.....L	4-10
3/25/84	Mobile, Ala.....L	2-5
4/14/84	Bowling Green, Ky.....L	4-9
	Bowling Green, Ky.....L	11-12
4/15/84	Bowling Green, Ky.....L	8-12
3/15/85	Mobile, Ala.....W	16-1
3/17/85	Mobile, Ala.....W	2-1
	Mobile, Ala.....L	5-6
4/12/85	Bowling Green, Ky.....W	10-3
4/13/85	Bowling Green, Ky.....W	15-9
4/14/85	Bowling Green, Ky.....L	10-13
3/21/86	Mobile, Ala.....L	1-3
3/22/86	Mobile, Ala.....L	5-8
3/23/86	Mobile, Ala.....L	4-7
4/11/86	Bowling Green, Ky.....W	8-4
4/12/86	Bowling Green, Ky.....W	10-6
4/13/86	Bowling Green, Ky.....W	10-9
4/10/87	Bowling Green, Ky.....W	14-8
4/11/87	Bowling Green, Ky.....W	3-1
4/12/87	Bowling Green, Ky.....W	14-5
4/24/87	Mobile, Ala.....L	5-14
4/25/87	Mobile, Ala.....L	6-7
4/26/87	Mobile, Ala.....L	2-6
5/15/87	Norfolk, Va.....W	8-2
	(Sun Belt Tournament)	
5/16/87	Norfolk, Va.....L	3-9
	(Sun Belt Tournament)	
5/16/87	Norfolk, Va.....L	11-16
	(Sun Belt Tournament)	
4/1/88	Mobile, Ala.....W	7-4
4/3/88	Mobile, Ala.....L	1-11
	Mobile, Ala.....L	3-7
4/29/88	Bowling Green, Ky.....W	17-9
4/30/88	Bowling Green, Ky.....W	13-7
5/1/88	Bowling Green, Ky.....L	10-12
5/19/88	Bowling Green, Ky.....W	7-1
	(Sun Belt Tournament)	
4/1/89	Bowling Green, Ky.....L	3-5
	Bowling Green, Ky.....L	0-2
4/2/89	Bowling Green, Ky.....L	2-5
4/21/89	Mobile, Ala.....L	2-4
4/22/89	Mobile, Ala.....L	7-17
4/23/89	Mobile, Ala.....L	5-10
3/24/90	Mobile, Ala.....L	1-4
	Mobile, Ala.....L	2-3
3/25/90	Mobile, Ala.....W	4-0
3/31/90	Bowling Green, Ky.....L	1-4
	Bowling Green, Ky.....W	4-3
4/1/90	Bowling Green, Ky.....L	9-12
4/13/91	Bowling Green, Ky.....L	1-2
	Bowling Green, Ky.....W	4-2
4/14/91	Bowling Green, Ky.....L	4-5
4/20/91	Mobile, Ala.....L	1-2
	Mobile, Ala.....L	3-13
4/21/91	Mobile, Ala.....W	7-2
	(1,000th WKU Victory)	
5/16/91	Jacksonville, Fla.....W	3-2
	(Sun Belt Tournament)	
3/14/92	Mobile, Ala.....L	8-12
	Mobile, Ala.....L	0-17
3/15/92	Mobile, Ala.....L	5-8
5/2/92	Bowling Green, Ky.....W	6-2
	Bowling Green, Ky.....L	5-6
5/3/92	Bowling Green, Ky.....W	8-1
4/24/93	Mobile, Ala.....L	7-13
	Mobile, Ala.....W	6-5
4/25/93	Mobile, Ala.....L	6-7
3/26/94	Bowling Green, Ky.....L	0-1
5/7/94	Mobile, Ala.....W	16-8
	Mobile, Ala.....L	3-5
5/8/94	Mobile, Ala.....L	7-8
3/25/95	Bowling Green, Ky.....L	8-14
	Bowling Green, Ky.....L	1-4
3/26/95	Bowling Green, Ky.....L	3-9
4/13/96	Mobile, Ala.....L	4-15
	Mobile, Ala.....L	3-4
4/14/96	Mobile, Ala.....L	7-9
3/22/97	Bowling Green, Ky.....W	5-4
	Bowling Green, Ky.....W	3-2
3/23/97	Bowling Green, Ky.....L	1-5
4/18/98	Mobile, Ala.....L	3-7
	Mobile, Ala.....W	2-0
4/19/98	Mobile, Ala.....W	8-3
3/5/99	Mobile, Ala.....L	4-7
3/6/99	Mobile, Ala.....L	4-8
3/7/99	Mobile, Ala.....W	5-3

4/2/99	Bowling Green, Ky.....W	10-1
4/3/99	Bowling Green, Ky.....L	4-5
4/4/99	Bowling Green, Ky.....L	1-2
5/21/99	New Orleans, La.....W	6-5
	(Sun Belt Tournament)	
3/31/00	Bowling Green, Ky.....W	4-3
4/1/00	Bowling Green, Ky.....L	3-4
4/2/00	Bowling Green, Ky.....L	3-4
4/6/01	Mobile, Ala.....L	2-11
4/7/01	Mobile, Ala.....W	11-10
4/8/01	Mobile, Ala.....L	1-12
5/18/02	Bowling Green, Ky.....W	13-4
	Bowling Green, Ky.....L	2-4
5/19/02	Bowling Green, Ky.....L	7-13
4/11/03	Mobile, Ala.....L	1-6
4/12/03	Mobile, Ala.....L	7-11
4/13/03	Mobile, Ala.....W	10-6
5/22/03	Lafayette, La.....W	10-9
	(Sun Belt Tournament)	
4/16/04	Bowling Green, Ky.....L	1-6
4/17/04	Bowling Green, Ky.....L	6-7
4/18/04	Bowling Green, Ky.....W	9-6
5/26/04	Mobile, Ala.....W	6-3
	(Sun Belt Tournament)	
4/29/05	Mobile, Ala.....L	4-10
5/1/05	Mobile, Ala.....W	8-4
	Mobile, Ala.....L	0-2
4/28/06	Bowling Green, Ky.....L	2-7
2/29/06	Bowling Green, Ky.....L	9-13
5/12/07	Bowling Green, Ky.....W	9-5
	Bowling Green, Ky.....L	1-9
5/13/07	Bowling Green, Ky.....L	9-17
3/14/08	Mobile, Ala.....L	6-9
3/15/08	Mobile, Ala.....W	8-5
3/16/08	Mobile, Ala.....W	8-4
3/13/09	Bowling Green, Ky.....W	7-4
3/14/09	Bowling Green, Ky.....W	10-2
3/15/09	Bowling Green, Ky.....W	16-14
4/9/10	Bowling Green, Ky.....W	6-3
4/10/10	Bowling Green, Ky.....W	12-4
4/11/10	Bowling Green, Ky.....L	5-7
5/13/11	Bowling Green, Ky.....L	3-6
5/14/11	Bowling Green, Ky.....L	0-4
5/15/11	Bowling Green, Ky.....W	3-2
5/11/12	Mobile, Ala.....W	7-6
5/13/12	Mobile, Ala.....L	1-4
	Mobile, Ala.....L	7-8
5/24/12	Bowling Green, Ky.....L	3-5
	(Sun Belt Tournament)	
4/19/13	Mobile, Ala.....W	10-8
4/20/13	Mobile, Ala.....L	6-3
4/21/13	Mobile, Ala.....L	5-7
4/18/14	Mobile, Ala.....L	10-13
4/19/14	Mobile, Ala.....W	7-2
4/20/14	Mobile, Ala.....W	6-3
2/27/16	Athens, Ga.....W	11-10
	(Bulldog Invitational)	

**South Carolina (0-1)**
**Neutral: 0-1**

2/10/07	Wilmington, N.C.....L	0-12
	(Hughes Bros. Challenge)	

**South Dakota State (3-0)**
**Home: 3-0**

3/10/23	Bowling Green, Ky.....W	11-6
3/11/23	Bowling Green, Ky.....W	10-3
3/12/23	Bowling Green, Ky.....W	3-0

**South Florida (30-26)**
**Home: 15-10; Away: 14-16;**
**Neutral: 1-0**

3/16/79	Tampa, Fla.....L	1-4
3/19/80	Tampa, Fla.....W	5-2
3/12/83	Tampa, Fla.....W	5-2
	Tampa, Fla.....L	2-3
3/13/82	Tampa, Fla.....L	7-11
5/1/83	Bowling Green, Ky.....L	3-5
	Bowling Green, Ky.....W	5-0
3/9/84	Tampa, Fla.....W	8-5
3/10/84	Tampa, Fla.....W	2-1
3/11/84	Tampa, Fla.....L	1-5
4/28/84	Bowling Green, Ky.....L	4-5
	Bowling Green, Ky.....W	7-3
3/29/85	Tampa, Fla.....W	6-5
3/30/85	Tampa, Fla.....L	6-11
3/31/85	Tampa, Fla.....W	9-0
4/27/85	Bowling Green, Ky.....W	10-4
4/28/85	Bowling Green, Ky.....W	11-5
4/29/85	Bowling Green, Ky.....W	13-7
5/13/85	Norfolk, Va.....W	8-6
	(Sun Belt Tournament)	
3/14/86	Tampa, Fla.....L	4-8
3/16/86	Tampa, Fla.....L	2-4
	Tampa, Fla.....L	1-2
4/4/86	Bowling Green, Ky.....L	3-6

4/5/86	Bowling Green, Ky.....L	1-5
	Bowling Green, Ky.....L	10-11
5/15/86	Tampa, Fla.....L	1-9
	(Sun Belt Tournament)	
4/3/87	Tampa, Fla.....L	1-3
4/4/87	Tampa, Fla.....L	0-4
4/5/87	Tampa, Fla.....W	12-11
5/1/87	Bowling Green, Ky.....W	11-10
5/2/87	Bowling Green, Ky.....W	13-6
5/3/87	Bowling Green, Ky.....W	9-6
4/15/88	Tampa, Fla.....W	6-4
4/16/88	Tampa, Fla.....W	8-6
4/17/88	Tampa, Fla.....W	11-8
5/6/88	Bowling Green, Ky.....W	9-8
5/7/88	Bowling Green, Ky.....W	8-7
5/8/88	Bowling Green, Ky.....L	4-5
4/28/89	Bowling Green, Ky.....L	2-7
4/29/89	Bowling Green, Ky.....W	7-4
4/30/89	Bowling Green, Ky.....L	9-23
5/5/89	Tampa, Fla.....L	9-10
5/6/89	Tampa, Fla.....L	5-12
5/7/89	Tampa, Fla.....L	9-12
4/28/90	Tampa, Fla.....L	2-4
	Tampa, Fla.....W	6-2
4/29/90	Tampa, Fla.....W	4-3
5/5/90	Bowling Green, Ky.....L	2-8
	Bowling Green, Ky.....W	3-1
5/6/90	Bowling Green, Ky.....L	1-8
3/30/91	Tampa, Fla.....L	2-5
	Tampa, Fla.....W	2-1
3/31/91	Tampa, Fla.....W	11-5
4/27/91	Bowling Green, Ky.....W	9-5
	Bowling Green, Ky.....W	4-0
4/28/91	Bowling Green, Ky.....W	6-5

**Southeast Louisiana (2-2)**
**Home: 1-1; Away: 1-1**

3/20/91	Hammond, La.....L	4-5
3/21/91	Hammond, La.....W	5-3
4/14/92	Bowling Green, Ky.....W	7-6
4/15/92	Bowling Green, Ky.....L	18-21

**Southeast Missouri State (4-2)**
**Home: 1-0; Away: 3-2**

3/1/94	Cape Girardeau, Mo.....W	5-2
2/22/95	Cape Girardeau, Mo.....L	11-13
3/27/95	Bowling Green, Ky.....W	10-4
3/15/24	Cape Girardeau, Mo.....W	8-3
3/16/24	Cape Girardeau, Mo.....L	7-8
3/17/24	Cape Girardeau, Mo.....W	7-2

**Southern Illinois (15-26)**
**Home: 12-15; Away: 3-11**

1967	Bowling Green, Ky.....W	1-0
1967	Bowling Green, Ky.....L	1-8
1967	Bowling Green, Ky.....L	1-2
1968	Carbondale, Ill.....L	0-4
1968	Carbondale, Ill.....L	2-11
1969	Carbondale, Ill.....L	2-7
	(Governor's Invitational)	
1969	Bowling Green, Ky.....L	3-10
1969	Bowling Green, Ky.....L	2-6
1969	Bowling Green, Ky.....W	1-0
1970	Carbondale, Ill.....W	9-8
1970	Carbondale, Ill.....L	4-11
1971	Bowling Green, Ky.....L	3-4
1971	Bowling Green, Ky.....L	1-2
1971	Bowling Green, Ky.....W	7-6
1972	Carbondale, Ill.....L	3-8
1972	Carbondale, Ill.....L	3-6
1974	Bowling Green, Ky.....L	4-8
1974	Bowling Green, Ky.....L	1-8
1975	Carbondale, Ill.....L	1-6
1975	Carbondale, Ill.....L	4-5
1976	Bowling Green, Ky.....L	4-6
1976	Bowling Green, Ky.....L	3-6
1977	Carbondale, Ill.....L	0-7
1978	Bowling Green, Ky.....L	6-7
1978	Bowling Green, Ky.....L	7-10
5/13/89	Bowling Green, Ky.....W	3-2
	Bowling Green, Ky.....W	8-2
5/15/89	Bowling Green, Ky.....W	6-2
5/13/90	Carbondale, Ill.....W	7-4
	Carbondale, Ill.....L	4-7
2/24/12	Bowling Green, Ky.....W	10-9
2/25/12	Bowling Green, Ky.....L	3-10
2/26/12	Bowling Green, Ky.....L	3-8
3/3/13	Carbondale, Ill.....L	1-6
3/4/13	Carbondale, Ill.....W	6-4
2/15/14	Bowling Green, Ky.....L	2-3
2/16/14	Bowling Green, Ky.....W	6-4
	Bowling Green, Ky.....W	6-1
2/28/15	Bowling Green, Ky.....W	8-6
	Bowling Green, Ky.....W	9-1
3/1/15	Bowling Green, Ky.....W	11-6

GENERAL

HILTOPPERS

2024 REVIEW

HISTORY

OPPONENTS



**Southern Indiana (11-3)**

**Home: 7-1; Away: 4-2**

1974	Bowling Green, Ky.....W	2-1
1974	Bowling Green, Ky.....L	1-6
1975	Evansville, Ind.....L	4-6
1975	Evansville, Ind.....W	7-3
1975	Bowling Green, Ky.....W	10-2
1975	Bowling Green, Ky.....W	5-1
3/18/81	Evansville, Ind.....W	7-4
	Evansville, Ind.....L	7-8
3/21/82	Bowling Green, Ky.....W	11-3
	Bowling Green, Ky.....W	12-3
3/1/88	Evansville, Ind.....W	9-6
3/2/88	Bowling Green, Ky.....W	4-2
3/19/24	Bowling Green, Ky.....W	5-3
4/16/24	Evansville, Ind.....W	2-1

**Southern Miss (3-17)**

**Home: 1-8; Away: 2-8**

**Neutral: 0-1**

4/10/15	Bowling Green, Ky.....W	5-0
4/11/15	Bowling Green, Ky.....L	3-15
4/12/15	Bowling Green, Ky.....L	3-6
5/6/16	Hattiesburg, Miss.....L	5-12
5/7/16	Hattiesburg, Miss.....L	0-3
5/8/16	Hattiesburg, Miss.....L	4-13
3/31/17	Bowling Green, Ky.....L	1-6
4/1/17	Bowling Green, Ky.....L	0-5
4/2/17	Bowling Green, Ky.....L	1-13
4/6/18	Hattiesburg, Miss.....L	2-8
4/7/18	Hattiesburg, Miss.....W	7-1
4/8/18	Hattiesburg, Miss.....L	1-14
4/23/21	Hattiesburg, Miss.....L	5-6
4/24/21	Hattiesburg, Miss.....L	5-6
	Hattiesburg, Miss.....L	0-3
4/25/21	Hattiesburg, Miss.....W	9-4
5/27/21	Ruston, La.....L	1-11
	(C-USA Tournament)	
3/25/22	Bowling Green, Ky.....L	8-10
3/26/22	Bowling Green, Ky.....L	2-14
3/27/22	Bowling Green, Ky.....L	0-11

**Springfield HS (1-0)**

**Home: 1-0**

1913	Springfield, Ky.....W	13-0
------	-----------------------	------

**Sue Bennett (1-0)**

**Home: 1-0**

3/11/97	Bowling Green, Ky.....W	21-3
---------	-------------------------	------

**Tampa (0-1)**

**Away: 0-1**

3/20/80	Tampa, Fla.....L	9-14
---------	------------------	------

**Temple (1-1)**

**Neutral: 1-1**

3/10/83	Tampa, Fla.....L	7-12
3/11/83	Tampa, Fla.....W	6-5

**Tennessee (4-6)**

**Home: 3-0; Away: 1-5**

**Neutral: 0-1**

3/19/85	Bowling Green, Ky.....W	4-3
3/20/85	Bowling Green, Ky.....W	11-4
4/9/86	Knoxville, Tenn.....L	2-5
3/10/09	Knoxville, Tenn.....L	8-14
3/9/10	Bowling Green, Ky.....W	5-4
2/21/12	Knoxville, Tenn.....L	7-8
3/12/13	Knoxville, Tenn.....L	0-4
3/13/13	Knoxville, Tenn.....L	4-5
3/8/16	Knoxville, Tenn.....W	6-0
3/2/19	Pensacola, Fla.....L	3-6

**Tennessee State (6-1)**

**Home: 4-1; Away: 2-0**

1978	Bowling Green, Ky.....W	16-4
4/2/81	Bowling Green, Ky.....L	2-10
4/23/82	Bowling Green, Ky.....W	16-3
3/30/83	Nashville, Tenn.....W	5-4
4/28/83	Bowling Green, Ky.....W	14-5
4/12/84	Bowling Green, Ky.....W	21-1
4/18/84	Nashville, Tenn.....W	3-0

**Tennessee Tech (70-50-2)**

**Home: 32-23-1; Away: 38-27-1**

1923	Bowling Green, Ky.....W	6-4
1923	Cookeville, Tenn.....L	3-4
1933	Cookeville, Tenn.....W	9-3
1933	Cookeville, Tenn.....W	6-3
1933	Bowling Green, Ky.....L	1-2

1933	Bowling Green, Ky.....W	4-0
1934	Bowling Green, Ky.....L	8-14
1934	Cookeville, Tenn.....L	8-14
1934	Bowling Green, Ky.....W	7-6
1935	Cookeville, Tenn.....W	8-4
1935	Cookeville, Tenn.....W	2-0
1937	Cookeville, Tenn.....W	7-6
1937	Cookeville, Tenn.....L	2-17
1938	Bowling Green, Ky.....W	12-7
1939	Bowling Green, Ky.....L	4-7
1940	Bowling Green, Ky.....W	5-4
1940	Cookeville, Tenn.....L	13-10
1941	Bowling Green, Ky.....L	2-9
1941	Cookeville, Tenn.....W	2-0
1942	Cookeville, Tenn.....W	6-4
1942	Cookeville, Tenn.....L	3-7
1946	Cookeville, Tenn.....W	5-4
1949	Bowling Green, Ky.....L	1-15
1949	Cookeville, Tenn.....L	0-7
1950	Bowling Green, Ky.....W	2-0
1950	Cookeville, Tenn.....L	0-2
1951	Cookeville, Tenn.....L	5-12
1951	Bowling Green, Ky.....W	3-2
1952	Bowling Green, Ky.....W	13-10
1952	Cookeville, Tenn.....W	13-11
1953	Bowling Green, Ky.....L	1-5
1953	Cookeville, Tenn.....W	3-2
1953	Bowling Green, Ky.....W	4-3
	(OVC Tournament)	
1953	Bowling Green, Ky.....W	5-2
	(OVC Tournament)	
1954	Bowling Green, Ky.....W	3-2
1954	Cookeville, Tenn.....W	5-2
1955	Cookeville, Tenn.....L	4-14
1956	Bowling Green, Ky.....L	2-7
1956	Cookeville, Tenn.....L	5-13
1957	Cookeville, Tenn.....L	6-13
1957	Bowling Green, Ky.....W	8-5
1958	Cookeville, Tenn.....W	7-4
1958	Cookeville, Tenn.....L	3-7
1960	Cookeville, Tenn.....W	12-4
1961	Bowling Green, Ky.....L	0-9
1961	Bowling Green, Ky.....L	0-9
1961	Cookeville, Tenn.....W	7-5
1961	Cookeville, Tenn.....L	1-8
1962	Cookeville, Tenn.....L	9-19
1962	Cookeville, Tenn.....W	5-2
1962	Bowling Green, Ky.....W	6-1
1962	Bowling Green, Ky.....W	5-3
1963	Cookeville, Tenn.....L	3-4
1964	Bowling Green, Ky.....L	2-7
1964	Cookeville, Tenn.....L	2-3
1965	Bowling Green, Ky.....W	3-1
1965	Cookeville, Tenn.....L	6-10
1966	Cookeville, Tenn.....L	2-7
1966	Bowling Green, Ky.....W	12-4
1967	Bowling Green, Ky.....L	3-12
1967	Bowling Green, Ky.....L	1-1
1967	Cookeville, Tenn.....L	2-14
1967	Cookeville, Tenn.....L	5-5
1968	Bowling Green, Ky.....L	4-5
1968	Bowling Green, Ky.....L	1-9
1968	Cookeville, Tenn.....L	4-11
1968	Cookeville, Tenn.....W	7-3
1969	Cookeville, Tenn.....W	2-1
1969	Cookeville, Tenn.....L	2-3
1970	Cookeville, Tenn.....L	0-2
1970	Cookeville, Tenn.....L	4-11
1971	Bowling Green, Ky.....W	5-1
1972	Bowling Green, Ky.....W	6-2
1972	Bowling Green, Ky.....L	2-8
1972	Cookeville, Tenn.....W	5-3
1972	Cookeville, Tenn.....W	6-1
1972	Cookeville, Tenn.....W	3-1
1972	Cookeville, Tenn.....W	11-5
1972	Bowling Green, Ky.....W	2-1
1972	Bowling Green, Ky.....W	7-1
1973	Cookeville, Tenn.....L	2-3
1973	Cookeville, Tenn.....W	1-0
1973	Bowling Green, Ky.....W	3-0
1973	Bowling Green, Ky.....W	7-4
1973	Cookeville, Tenn.....W	8-6
1973	Cookeville, Tenn.....L	3-5
1973	Bowling Green, Ky.....W	8-6
1973	Bowling Green, Ky.....L	3-5
1977	Cookeville, Tenn.....W	7-1
1977	Cookeville, Tenn.....W	6-0
4/18/79	Cookeville, Tenn.....W	11-1
	Cookeville, Tenn.....W	15-0
	Cookeville, Tenn.....W	9-3
	Cookeville, Tenn.....W	7-3
	Cookeville, Tenn.....W	19-0
	Cookeville, Tenn.....W	9-4
	Bowling Green, Ky.....W	3-0
	Bowling Green, Ky.....L	4-5
4/28/86	Cookeville, Tenn.....W	3-2
5/2/86	Bowling Green, Ky.....L	5-7

**Texas (0-1)**

**Away: 0-1**

3/11/87	Austin, Texas.....L	6-18
---------	---------------------	------

**Texas A&M (2-0)**

**Away: 1-0; Neutral 1-0**

3/10/87	Coll. Station, Texas.....W	4-1
3/26/10	Waco, Texas.....W	5-1
	(Fifth Annual QTI Baylor Classic)	

**Texas State (2-3)**

**Home: 1-2; Neutral: 1-1**

2/27/10	Waco, Texas.....W	4-2
3/21/14	Bowling Green, Ky.....W	4-1
3/22/14	Bowling Green, Ky.....L	4-13
3/23/14	Bowling Green, Ky.....L	5-7
5/20/14	Mobile, Ala.....L	3-4
	(Sun Belt Tournament)	

**TCU (0-1)**

**Neutral: 1-0**

5/31/08	Stillwater, Okla.....L	5-10
	(NCAA Regional)	

**Thomas More (2-0)**

**Home: 2-0**

4/9/80	Bowling Green, Ky.....W	20-3
	Bowling Green, Ky.....W	7-1

**Toledo (5-2)**

**Home: 5-2**

3/2/01	Bowling Green, Ky.....W	7-4
3/3/01	Bowling Green, Ky.....W	12-3
	Bowling Green, Ky.....W	12-8
2/20/09	Bowling Green, Ky.....L	3-1
2/17/12	Bowling Green, Ky.....L	2-5
2/18/12	Bowling Green, Ky.....L	6-7
	Bowling Green, Ky.....W	9-3

**Transylvania (5-0)**

**Home: 4-0; Away: 1-0**

1916	Lexington, Ky.....W	9-2
1924	Bowling Green, Ky.....W	16-5
1924	Bowling Green, Ky.....W	6-5
1928	Bowling Green, Ky.....W	14-9
1928	Bowling Green, Ky.....W	6-2

**Trevecca Nazarene (1-1)**

**Home: 1-0; Away: 0-1**

1977	Bowling Green, Ky.....W	8-1
1978	Nashville, Tenn.....L	0-5

**Troy (14-24)**

**Home: 6-10; Away: 7-13;**

**Neutral: 1-1**

3/23/80	Troy, Ala.....W	4-3
3/13/81	Troy, Ala.....L	5-10
3/2/84	Troy, Ala.....L	8-13
3/3/84	Troy, Ala.....L	4-10
3/9/85	Troy, Ala.....L	5-8
3/10/85	Dothan, Ala.....W	19-3
3/20/98	Troy, Ala.....W	12-8
2/21/98	Troy, Ala.....L	8-11
4/7/06	Bowling Green, Ky.....L	10-14
4/8/06	Bowling Green, Ky.....L	8-15
4/9/06	Bowling Green, Ky.....L	5-11
5/25/06	Bowling Green, Ky.....L	2-3

(Sun Belt Tournament)	
3/30/07	Bowling Green, Ky.....W
3/31/07	Bowling Green, Ky.....W
4/1/07	Bowling Green, Ky.....L
3/21/08	Bowling Green, Ky.....L
3/22/08	Bowling Green, Ky.....L
3/23/08	Bowling Green, Ky.....L
3/20/09	Troy, Ala.....W
3/21/09	Troy, Ala.....L
3/22/09	Troy, Ala.....W
5/21/09	Troy, Ala.....W
(Sun Belt Tournament)	
4/30/10	Troy, Ala.....W
5/1/10	Troy, Ala.....L
5/2/10	Troy, Ala.....L
4/22/11	Troy, Ala.....L
4/23/11	Troy, Ala.....L
4/24/11	Troy, Ala.....L
5/27/11	Monroe, La.....L
(Sun Belt Tournament)	
4/20/12	Bowling Green, Ky.....L
4/21/12	Bowling Green, Ky.....W
4/22/12	Bowling Green, Ky.....W
4/12/13	Bowling Green, Ky.....L
4/13/13	Bowling Green, Ky.....W
4/14/13	Bowling Green, Ky.....W
4/11/14	Troy, Ala.....W
4/12/14	Troy, Ala.....L
4/13/14	Troy, Ala.....L
<b>Tulane (1-3)</b>	
<b>Away: 1-2; Neutral: 0-1</b>	
6/5/04	Oxford, Miss.....L
(NCAA Regional)	
3/5/21	New Orleans, La.....L
3/6/21	New Orleans, La.....L
3/7/21	New Orleans, La.....W
<b>UAB (41-34)</b>	
<b>Home: 24-14; Away: 17-20</b>	
3/6/81	Birmingham, Ala.....L
4/9/83	Birmingham, Ala.....L
	Birmingham, Ala.....W
4/10/83	Birmingham, Ala.....W
4/24/83	Bowling Green, Ky.....L
	Bowling Green, Ky.....W
4/7/84	Birmingham, Ala.....L
4/8/84	Birmingham, Ala.....L
4/21/84	Bowling Green, Ky.....W
	Bowling Green, Ky.....L
4/22/84	Bowling Green, Ky.....W
4/6/85	Bowling Green, Ky.....W
	Bowling Green, Ky.....L
4/7/85	Bowling Green, Ky.....W
4/20/85	Birmingham, Ala.....L
	Birmingham, Ala.....W
4/21/85	Birmingham, Ala.....L
3/29/86	Birmingham, Ala.....L
	Birmingham, Ala.....L
3/30/86	Birmingham, Ala.....L
4/19/86	Bowling Green, Ky.....W
	Bowling Green, Ky.....L
3/28/87	Birmingham, Ala.....L
	Birmingham, Ala.....L
3/29/87	Birmingham, Ala.....L
4/18/87	Bowling Green, Ky.....W
	Bowling Green, Ky.....L
4/19/87	Bowling Green, Ky.....W
4/9/88	Bowling Green, Ky.....L
	Bowling Green, Ky.....W
4/10/88	Bowling Green, Ky.....W
4/23/88	Birmingham, Ala.....L
4/24/88	Birmingham, Ala.....L
4/25/88	Birmingham, Ala.....W
4/8/89	Birmingham, Ala.....L
4/9/89	Birmingham, Ala.....W
	Birmingham, Ala.....L
4/15/89	Birmingham, Ala.....L
	Bowling Green, Ky.....W
4/16/89	Bowling Green, Ky.....W
4/7/90	Bowling Green, Ky.....L
4/8/90	Bowling Green, Ky.....L
	Bowling Green, Ky.....W
4/14/90	Birmingham, Ala.....W
	Birmingham, Ala.....L
4/15/90	Birmingham, Ala.....L
4/6/91	Birmingham, Ala.....L
	Birmingham, Ala.....L
4/7/91	Birmingham, Ala.....L
5/4/91	Bowling Green, Ky.....W
	Bowling Green, Ky.....L
5/5/91	Bowling Green, Ky.....L
3/25/93	Bowling Green, Ky.....W
2/25/94	Birmingham, Ala.....L
3/27/15	Bowling Green, Ky.....L
3/28/15	Bowling Green, Ky.....L

3/29/15	Bowling Green, Ky.....L
4/2/16	Birmingham, Ala.....L
	Birmingham, Ala.....W
4/3/16	Birmingham, Ala.....W
3/18/17	Bowling Green, Ky.....W
	Bowling Green, Ky.....L
3/19/17	Bowling Green, Ky.....L
4/20/18	Birmingham, Ala.....W
4/21/18	Birmingham, Ala.....L
	Birmingham, Ala.....W
3/15/19	Bowling Green, Ky.....W
3/16/19	Bowling Green, Ky.....W
3/17/19	Bowling Green, Ky.....W
5/6/22	Bowling Green, Ky.....W
5/7/22	Bowling Green, Ky.....L
5/8/22	Bowling Green, Ky.....W
4/14/23	Birmingham, Ala.....W
4/15/23	Birmingham, Ala.....W
4/16/23	Birmingham, Ala.....L
<b>UNC Asheville (3-2)</b>	
<b>Home: 3-0; Away: 0-2</b>	
2/21/14	Bowling Green, Ky.....W
2/22/14	Bowling Green, Ky.....W
2/23/14	Bowling Green, Ky.....W
5/3/24	Asheville, N.C.....L
5/5/24	Asheville, N.C.....L
<b>UNC Wilmington (1-0)</b>	
<b>Away: 1-0</b>	
2/9/07	Wilmington, N.C.....W
	(Hughes Bros. Challenge)
<b>Union (Ky.) (2-0)</b>	
<b>Home: 1-0; Away: 1-0</b>	
1959	Bowling Green, Ky.....W
1959	Barbourville, Ky.....W
<b>Union (Tenn.) (3-0)</b>	
<b>Home: 1-0; Away: 2-0</b>	
1974	Bowling Green, Ky.....W
1975	Jackson, Tenn.....W
1975	Jackson, Tenn.....W
<b>UNLV (0-3)</b>	
<b>Away: 0-3</b>	
2/13/04	Las Vegas, Nev.....L
2/14/04	Las Vegas, Nev.....L
2/15/04	Las Vegas, Nev.....L
<b>USC Upstate (3-1)</b>	
<b>Home: 1-0; Away: 2-1</b>	
4/17/87	Bowling Green, Ky.....W
2/28/20	Spartanburg, S.C.....L
2/29/20	Spartanburg, S.C.....W
3/1/20	Spartanburg, S.C.....W
<b>UT Arlington (0-3)</b>	
<b>Away: 0-3</b>	
5/9/14	Arlington, Texas.....L
5/10/14	Bowling Green, Ky.....L
5/11/14	Bowling Green, Ky.....L
<b>UT Martin (6-0)</b>	
<b>Home: 4-0; Away: 2-0</b>	
4/7/93	Bowling Green, Ky.....W
3/30/94	Bowling Green, Ky.....W
3/1/95	Martin, Tenn.....W
3/22/95	Bowling Green, Ky.....W
2/17/04	Martin, Tenn.....W
3/31/04	Bowling Green, Ky.....W
<b>UTPA (7-8)</b>	
<b>Home: 3-3; Away: 4-5</b>	
4/14/95	Edinburg, Texas.....W
4/15/95	Edinburg, Texas.....L
	Edinburg, Texas.....L
5/3/96	Bowling Green, Ky.....L
5/4/96	Bowling Green, Ky.....W
	Bowling Green, Ky.....L
3/7/97	Edinburg, Texas.....L
	Edinburg, Texas.....W
3/8/97	Edinburg, Texas.....W
3/20/98	Bowling Green, Ky.....L
	Bowling Green, Ky.....W
3/21/98	Bowling Green, Ky.....W
4/22/05	Edinburg, Texas.....L
4/23/05	Edinburg, Texas.....L
4/24/05	Edinburg, Texas.....W

<b>UTSA (10-10)</b>	
<b>Home: 4-2; Away: 5-7</b>	
<b>Neutral: 1-1</b>	
3/20/15	San Antonio, Texas.....W
3/22/15	San Antonio, Texas.....W
	San Antonio, Texas.....L
4/22/16	Bowling Green, Ky.....W
4/23/16	Bowling Green, Ky.....W
4/24/16	Bowling Green, Ky.....W
4/7/17	San Antonio, Texas.....L
4/8/17	San Antonio, Texas.....W
4/9/17	San Antonio, Texas.....L
3/29/18	Bowling Green, Ky.....L
3/30/18	Bowling Green, Ky.....L
3/31/18	Bowling Green, Ky.....W
4/26/19	San Antonio, Texas.....W
4/27/19	San Antonio, Texas.....L
4/28/19	San Antonio, Texas.....W
5/24/19	Biloxi, Miss.....L
	(CUSA Tournament)
5/27/21	Ruston, La.....W
	(CUSA Tournament)
3/31/23	San Antonio, Texas.....L
4/1/23	San Antonio, Texas.....L
4/2/23	San Antonio, Texas.....L
<b>Valdosta State (2-4)</b>	
<b>Away: 2-4</b>	
1976	Valdosta, Ga.....L
1976	Valdosta, Ga.....L
1977	Valdosta, Ga.....L
3/16/80	Valdosta, Ga.....L
	Valdosta, Ga.....W
3/21/80	Valdosta, Ga.....W
<b>Valparaiso (8-4)</b>	
<b>Home: 7-3; Neutral: 1-1</b>	
3/12/81	Panama City, Fla.....W
3/13/85	Panama City, Fla.....L
3/13/02	Bowling Green, Ky.....W
2/17/17	Bowling Green, Ky.....W
2/18/17	Bowling Green, Ky.....W
2/19/17	Bowling Green, Ky.....L
2/15/20	Bowling Green, Ky.....W
2/16/20	Bowling Green, Ky.....W
2/17/20	Bowling Green, Ky.....L
3/19/21	Bowling Green, Ky.....W
3/20/21	Bowling Green, Ky.....L
3/21/21	Bowling Green, Ky.....W
<b>Vanderbilt (33-67-2)</b>	
<b>Home: 17-21-1; Away: 16-46-1</b>	
1913	Bowling Green, Ky.....W
1926	Bowling Green, Ky.....L
1932	Nashville, Tenn.....L
1932	Nashville, Tenn.....L
1932	Bowling Green, Ky.....W
1937	Nashville, Tenn.....W
1937	Nashville, Tenn.....L
1937	Nashville, Tenn.....W
1937	Nashville, Tenn.....L
1938	Nashville, Tenn.....L
1938	Nashville, Tenn.....W
1938	Bowling Green, Ky.....L
1939	Bowling Green, Ky.....L
1939	Nashville, Tenn.....L
1939	Nashville, Tenn.....L
1939	Nashville, Tenn.....W
1941	Nashville, Tenn.....W
1941	Bowling Green, Ky.....L
1942	Nashville, Tenn.....L
1942	Nashville, Tenn.....L
1947	Nashville, Tenn.....L
1947	Bowling Green, Ky.....W
1949	Bowling Green, Ky.....T
1970	Nashville, Tenn.....W
1970	Nashville, Tenn.....L
1971	Nashville, Tenn.....L
1971	Nashville, Tenn.....L
1971	Bowling Green, Ky.....L
1971	Bowling Green, Ky.....L
1972	Nashville, Tenn.....L
1972	Bowling Green, Ky.....L
1973	Nashville, Tenn.....L
1973	Nashville, Tenn.....L
1974	Bowling Green, Ky.....L
1974	Bowling Green, Ky.....W
1975	Bowling Green, Ky.....L
1975	Bowling Green, Ky.....W
1975	Nashville, Tenn.....L
1975	Nashville, Tenn.....L
1976	Nashville, Tenn.....L
1976	Bowling Green, Ky.....W
1977	Nashville, Tenn.....W
1977	Nashville, Tenn.....T

GENERAL

HILTOPPERS

2024 REVIEW

HISTORY

OPPONENTS

3/23/83	Bowling Green, Ky.....L	2-3
4/14/83	Nashville, Tenn.....W	8-1
3/27/84	Bowling Green, Ky.....W	7-6
3/21/85	Bowling Green, Ky.....L	9-16
3/26/85	Nashville, Tenn.....L	3-8
4/1/86	Bowling Green, Ky.....L	3-6
4/30/86	Nashville, Tenn.....L	8-13
4/7/87	Bowling Green, Ky.....L	5-11
4/21/87	Nashville, Tenn.....L	0-6
4/6/88	Nashville, Tenn.....L	5-6
4/13/88	Bowling Green, Ky.....L	6-10
4/11/89	Nashville, Tenn.....L	4-5
4/19/89	Bowling Green, Ky.....L	7-9
3/28/90	Bowling Green, Ky.....W	1-0
4/3/90	Nashville, Tenn.....W	9-7
3/26/91	Nashville, Tenn.....W	11-7
4/3/91	Bowling Green, Ky.....W	6-2
3/17/92	Bowling Green, Ky.....W	6-3
3/31/92	Nashville, Tenn.....W	13-10
3/23/93	Nashville, Tenn.....L	3-17
5/13/93	Bowling Green, Ky.....W	11-10
3/22/94	Nashville, Tenn.....L	0-7
5/12/94	Bowling Green, Ky.....L	1-9
5/8/95	Bowling Green, Ky.....W	7-6
5/10/95	Nashville, Tenn.....L	1-12
4/3/96	Bowling Green, Ky.....W	3-2
4/23/96	Nashville, Tenn.....L	12-13
3/26/97	Nashville, Tenn.....W	5-10
4/9/97	Bowling Green, Ky.....W	6-16
4/7/98	Nashville, Tenn.....L	7-14
4/21/98	Bowling Green, Ky.....W	13-10
3/24/99	Nashville, Tenn.....L	4-7
4/5/00	Bowling Green, Ky.....L	3-9
4/25/00	Nashville, Tenn.....L	10-16
3/28/01	Nashville, Tenn.....L	5-6
4/3/02	Bowling Green, Ky.....W	13-6
5/7/02	Nashville, Tenn.....L	9-10
4/1/03	Nashville, Tenn.....W	11-4
5/6/03	Bowling Green, Ky.....L	0-4
3/3/04	Nashville, Tenn.....W	10-9
4/12/05	Nashville, Tenn.....L	6-9
4/20/05	Bowling Green, Ky.....L	6-10
3/28/06	Bowling Green, Ky.....W	6-4
4/11/06	Nashville, Tenn.....L	1-15
3/6/07	Bowling Green, Ky.....L	4-6
3/20/07	Nashville, Tenn.....L	2-15
4/8/08	Nashville, Tenn.....L	1-5
4/16/08	Bowling Green, Ky.....L	1-5
2/25/09	Nashville, Tenn.....L	7-10
3/16/10	Nashville, Tenn.....W	17-2
3/17/10	Bowling Green, Ky.....L	6-17
3/1/11	Nashville, Tenn.....L	5-6
2/25/14	Nashville, Tenn.....W	3-2
2/25/15	Nashville, Tenn.....L	6-10
5/3/16	Nashville, Tenn.....L	1-6
3/14/17	Nashville, Tenn.....L	1-8
4/10/18	Nashville, Tenn.....L	2-3
4/2/19	Nashville, Tenn.....L	4-5
2/24/21	Nashville, Tenn.....L	1-12
4/12/22	Nashville, Tenn.....L	4-7
4/4/23	Nashville, Tenn.....L	1-8

**VCU (6-1)**  
**Home: 3-1; Away 3-0**

5/20/88	Bowling Green, Ky.....L	3-4
3/27/09	Bowling Green, Ky.....W	11-9
3/28/09	Bowling Green, Ky.....W	20-7
3/29/09	Bowling Green, Ky.....W	12-8
3/19/10	Richmond, Va.....W	19-4
3/20/10	Richmond, Va.....W	15-3
3/21/10	Richmond, Va.....W	9-4

**Villanova (1-0)**  
**Neutral: 1-0**

3/5/84	Orlando, Fla.....W	6-4
--------	--------------------	-----

**Virginia (1-0)**  
**Away: 1-0**

1976	Charlottesville, Va.....W	5-3
------	---------------------------	-----

**VMI (3-0)**  
**Home: 3-0**

3/8/13	Bowling Green, Ky.....W	13-5
3/9/13	Bowling Green, Ky.....W	4-3
3/10/13	Bowling Green, Ky.....W	7-2

**Wake Forest (0-1)**  
**Neutral: 0-1**

2/12/05	Rock Hill, S.C.....L	5-10
	(Coca-Cola Classic)	

<b>Washington (0-1)</b> <b>Neutral: 0-1</b>		
6/5/04	Oxford, Miss.....L	1-4
	(NCAA Regional)	

**Washington (Mo.) (3-1)**  
**Home: 2-0; Away: 0-1;**  
**Neutral: 1-0**

1967	St. Louis, Mo.....L	4-13
3/4/84	Orlando, Fla.....W	3-0
3/7/92	Bowling Green, Ky.....W	11-6
3/8/92	Bowling Green, Ky.....W	14-7

**Wayne State (Mich.) (4-0)**  
**Home: 4-0**

3/19/81	Bowling Green, Ky.....W	15-8
	Bowling Green, Ky.....W	11-3
3/20/81	Bowling Green, Ky.....W	19-2
	Bowling Green, Ky.....W	8-3

**West Virginia (2-5)**  
**Home: 2-5**

3/2/18	Bowling Green, Ky.....L	5-7
3/3/18	Bowling Green, Ky.....L	9-11
3/4/18	Bowling Green, Ky.....L	1-7
3/1/24	Bowling Green, Ky.....L	0-4
3/2/24	Bowling Green, Ky.....L	3-8
3/2/24	Bowling Green, Ky.....W	7-6
3/3/24	Bowling Green, Ky.....W	4-3

**Western Carolina (0-2)**  
**Away: 0-2**

2/18/90	Cullowhee, N.C.....L	3-4
	Cullowhee, N.C.....L	4-5

**Western Illinois (11-5)**  
**Home: 11-5**

1947	Bowling Green, Ky.....W	3-2
1947	Bowling Green, Ky.....L	2-3
1950	Bowling Green, Ky.....L	5-8
1950	Bowling Green, Ky.....L	1-5
3/18/99	Bowling Green, Ky.....W	13-6
2/24/01	Bowling Green, Ky.....W	7-1
2/25/01	Bowling Green, Ky.....W	4-3
2/8/02	Bowling Green, Ky.....W	11-0
2/9/02	Bowling Green, Ky.....W	14-4
2/10/02	Bowling Green, Ky.....W	3-2
3/9/12	Bowling Green, Ky.....W	7-2
3/10/12	Bowling Green, Ky.....W	9-4
3/11/12	Bowling Green, Ky.....L	1-11
2/18/22	Bowling Green, Ky.....W	7-14
2/19/22	Bowling Green, Ky.....L	6-4
2/20/22	Bowling Green, Ky.....W	9-6

**Western Michigan (1-0)**  
**Home: 1-0**

1977	Bowling Green, Ky.....W	3-2
------	-------------------------	-----

**Wheaton (Ill.) (1-0)**  
**Home: 1-0**

1962	Bowling Green, Ky.....W	4-2
------	-------------------------	-----

**Winthrop (0-1)**  
**Away: 0-1**

2/11/05	Rock Hill, S.C.....L	6-7
	(Coca-Cola Classic)	

**Wittenberg (Ohio) (0-2)**  
**Home: 0-2**

1960	Bowling Green, Ky.....L	3-4
1972	Bowling Green, Ky.....L	4-12

**Wofford (7-2)**  
**Away: 7-2**

2/24/96	Spartanburg, S.C.....W	6-4
	Spartanburg, S.C.....L	4-5
2/25/96	Spartanburg, S.C.....W	8-0
5/10/96	Spartanburg, S.C.....W	13-5
5/11/96	Spartanburg, S.C.....W	7-3
	Spartanburg, S.C.....W	14-0
3/11/05	Spartanburg, S.C.....W	14-2
3/12/05	Spartanburg, S.C.....W	18-4
3/13/05	Spartanburg, S.C.....L	9-13

**Wright State (5-2)**  
**Home: 5-2**

2/28/03	Bowling Green, Ky.....W	8-4
3/1/03	Bowling Green, Ky.....W	11-0

3/2/03	Bowling Green, Ky.....W	2-1
2/21/20	Bowling Green, Ky.....L	4-10
2/22/20	Bowling Green, Ky.....W	6-2
2/23/20	Bowling Green, Ky.....W	7-2
	Bowling Green, Ky.....L	5-9

**Wyoming (1-0)**  
**Neutral: 1-0**

3/4/95	Houston, Texas.....W	3-2
	(Rice Tournament)	

**Xavier (15-2)**  
**Home: 15-1; Away: 0-1**

3/16/84	Bowling Green, Ky.....L	3-8
3/19/88	Bowling Green, Ky.....W	15-13
3/20/88	Bowling Green, Ky.....W	6-5
	Bowling Green, Ky.....W	3-1
3/28/89	Bowling Green, Ky.....W	7-6
	Bowling Green, Ky.....L	3-1
5/12/89	Cincinnati, Ohio.....L	2-4
2/24/90	Bowling Green, Ky.....W	8-7
3/2/91	Bowling Green, Ky.....W	1-0
	Bowling Green, Ky.....W	4-0
3/3/91	Bowling Green, Ky.....W	7-4
2/14/98	Bowling Green, Ky.....W	3-2
	Bowling Green, Ky.....W	6-0
	Bowling Green, Ky.....W	13-8
2/23/07	Bowling Green, Ky.....W	11-5
2/25/07	Bowling Green, Ky.....W	5-0
	Bowling Green, Ky.....W	13-1

**Yale (1-3)**  
**Home: 1-3**

3/18/98	Bowling Green, Ky.....L	2-3
	Bowling Green, Ky.....W	6-2
3/7/00	Bowling Green, Ky.....L	3-5
3/15/00	Bowling Green, Ky.....L	3-5

**Youngstown State (8-1)**  
**Home: 8-1**

3/17/04	Bowling Green, Ky.....W	8-3
3/18/04	Bowling Green, Ky.....W	10-9
3/19/04	Bowling Green, Ky.....W	11-9
3/29/08	Bowling Green, Ky.....W	20-10
	Bowling Green, Ky.....W	5-2
3/20/08	Bowling Green, Ky.....W	9-0
2/19/16	Bowling Green, Ky.....W	5-3
2/20/16	Bowling Green, Ky.....L	7-8
	Bowling Green, Ky.....W	11-1





**CONFERENCE  
USA**

	Conference USA		All Games				
	W-L	Pct.	W-L	Pct.	H	A	N
Louisiana Tech	18-6	.750	45-19	.703	31-7	11-10	6-4
Dallas Baptist	17-7	.708	45-15	.750	25-5	15-7	7-3
<b>WKU</b>	<b>15-9</b>	<b>.625</b>	<b>36-22</b>	<b>.621</b>	<b>22-9</b>	<b>13-11</b>	<b>4-6</b>
Sam Houston	13-11	.542	34-24	.586	23-7	10-15	7-3
Liberty	11-13	.458	24-34	.414	16-14	7-20	2-8
FIU	11-13	.458	27-30	.474	17-17	9-11	2-8
New Mexico State	10-14	.417	25-29	.463	15-11	10-16	4-6
Middle Tennessee	8-16	.333	20-36	.357	11-18	9-17	4-6
Jax State	5-19	.208	18-34	.346	11-17	7-17	3-7

## 2024 TEAM STATISTICS

### Batting Average

1. Dallas Baptist	.301
2. New Mexico State	.300
3. Louisiana Tech	.296
4. FIU	.293
5. Sam Houston	.291

### On-Base Percentage

1. New Mexico State	.408
2. FIU	.397
3. Louisiana Tech	.392
<b>4. WKU</b>	<b>.389</b>
5. Dallas Baptist	.387

### Slugging Percentage

1. Dallas Baptist	.542
2. New Mexico State	.503
3. FIU	.479
4. Louisiana Tech	.473
5. Liberty	.464

### Runs Scored

1. Dallas Baptist	467
2. Louisiana Tech	457
3. New Mexico State	443
4. FIU	404
5. Liberty	386

### Earned Run Average

1. Dallas Baptist	4.01
2. Sam Houston	4.77
<b>3. WKU</b>	<b>5.05</b>
4. Louisiana Tech	5.15
5. Liberty	5.76

### Opposing Batting Average

1. Dallas Baptist	.240
2. Louisiana Tech	.255
3. Sam Houston	.262
<b>4. WKU</b>	<b>.271</b>
Liberty	.271

### Strikeouts

1. Louisiana Tech	609
2. Dallas Baptist	584
<b>3. WKU</b>	<b>490</b>
4. FIU	489
5. Sam Houston	471

### Runs Allowed

1. Dallas Baptist	270
2. Sam Houston	292
<b>3. WKU</b>	<b>315</b>
4. Louisiana Tech	360
5. Liberty	379

## 2024 INDIVIDUAL STATISTICS

### Batting Average

1. Cole McConnell, Louisiana Tech	.385
2. Keith Jones II, New Mexico State	.367
3. Walker Janek, Sam Houston	.364
4. Chayton Krauss, Dallas Baptist	.358
5. Gabe Jennings, Middle Tennessee	.353

### On Base Percentage

1. Tom Poole, Dallas Baptist	.488
2. Kane Kepley, Liberty	.482
3. Walker Janek, Sam Houston	.476
4. Keith Jones II, New Mexico State	.472
5. Cole McConnell, Louisiana Tech	.469

### Slugging Percentage

1. Keith Jones II, New Mexico State	.710
2. Walker Janek, Sam Houston	.709
3. Tom Poole, Dallas Baptist	.704
4. Logan Gallina, New Mexico State	.694
5. Cole McConnell, Louisiana Tech	.684

### Home Runs

1. Grant Jay, Dallas Baptist	21
2. Cole McConnell, Louisiana Tech	18
3. Keith Jones II, New Mexico State	17
Walker Janek, Sam Houston	17
5. Ethan Mann, Dallas Baptist	16

### Earned Run Average

1. Ryan Johnson, Dallas Baptist	2.21
2. Jerrod Jenkins, Dallas Baptist	3.43
3. Jaron DeBerry, Dallas Baptist	3.50
Michael Watson, Sam Houston	3.50
5. Coltin Atkinson, Sam Houston	3.81

### Opposing Batting Average

1. Michael Watson, Sam Houston	.203
2. Jerrod Jenkins, Dallas Baptist	.208
3. Ryan Johnson, Dallas Baptist	.215
4. Jaron DeBerry, Dallas Baptist	.227
5. Cole Hertzler, Liberty	.229

### Strikeouts

1. Ryan Johnson, Dallas Baptist	151
2. Sam Broderson, Louisiana Tech	96
3. Cole Hertzler, Liberty	94
4. Michael Watson, Sam Houston	91
5. Jaron DeBerry, Dallas Baptist	89

### Innings Pitched

1. Ryan Johnson, Dallas Baptist	106.0
2. Jaron DeBerry, Dallas Baptist	90.0
3. Coltin Atkinson, Sam Houston	85.0
4. Cole Hertzler, Liberty	84.1
5. Trey Meza, New Mexico State	79.1











# 2025 OPPONENTS

		
<p><b>ILLINOIS STATE REDBIRDS</b> FEB. 14-16   NICK DENES FIELD</p> <hr/> <p><b>Quick Facts</b>  <b>Location:</b> Normal, Ill.  <b>Colors:</b> Red and White  <b>Home Venue:</b> Duffy Bass Field  <b>Conference:</b> MVC  <b>Head Coach:</b> Steve Holm  <b>Career Record:</b> 136-157  <b>At School:</b> Same  <b>Series (Streak):</b> ISU leads 12-14 (L2)  <b>Last Meeting:</b> L, 3-4 on 3/12/17 (H)  <b>2024 Overall Record:</b> 30-27  <b>2024 Home/Away Record:</b> 12-7 / 15-16  <b>2024 Conference Record:</b> 16-11  <b>2024 Postseason:</b> MVC Tournament</p> <hr/> <p><b>Media Info</b>  <b>Media Contact:</b> Brian White  <b>Email:</b> bjwhit4@ilstu.edu  <b>Web Site:</b> www.goredbirds.com</p>	<p><b>USI SCREAMING EAGLES</b> FEB. 18   EVANSVILLE, IND. APRIL 8   NICK DENES FIELD</p> <hr/> <p><b>Quick Facts</b>  <b>Location:</b> Evansville, Ind.  <b>Colors:</b> Red, White and Blue  <b>Home Venue:</b> USI Baseball Field  <b>Conference:</b> OVC  <b>Head Coach:</b> Chris Ramirez  <b>Career Record:</b> 351-202-1  <b>At School:</b> N/A  <b>Series (Streak):</b> WKU leads 11-3 (W6)  <b>Last Meeting:</b> W, 2-1 on 4/16/24 (A)  <b>2024 Overall Record:</b> 27-32  <b>2024 Home/Away Record:</b> 16-10 / 9-17  <b>2024 Conference Record:</b> 14-13  <b>2024 Postseason:</b> OVC Tournament</p> <hr/> <p><b>Media Info</b>  <b>Media Contact:</b> Ray Simmons  <b>Email:</b> rsimmons@usi.edu  <b>Web Site:</b> www.usiscreamingeagles.com</p>	<p><b>LAFAYETTE LEOPARDS</b> FEB. 21-23   NICK DENES FIELD</p> <hr/> <p><b>Quick Facts</b>  <b>Location:</b> Easton, Pa.  <b>Colors:</b> Maroon and White  <b>Home Venue:</b> Kamine Stadium  <b>Conference:</b> Patriot League  <b>Head Coach:</b> A.J. Miller  <b>Career Record:</b> 29-72  <b>At School:</b> 29-72  <b>Series (Streak):</b> N/A  <b>Last Meeting:</b> N/A  <b>2024 Overall Record:</b> 14-35  <b>2024 Home/Away Record:</b> 9-10 / 5-25  <b>2024 Conference Record:</b> 8-16  <b>2024 Postseason:</b> N/A</p> <hr/> <p><b>Media Info</b>  <b>Media Contact:</b> Noah Sparandeo  <b>Email:</b> sparandn@lafayette.edu  <b>Web Site:</b> www.goleopards.com</p>
		
<p><b>EASTERN KENTUCKY COLONELS</b> FEB. 25   NICK DENES FIELD MARCH 19   RICHMOND, KY.</p> <hr/> <p><b>Quick Facts</b>  <b>Location:</b> Richmond, Ky.  <b>Colors:</b> Maroon and White  <b>Home Venue:</b> Earle Combs Stadium  <b>Conference:</b> ASUN  <b>Head Coach:</b> Walt Jones  <b>Career Record:</b> N/A  <b>At School:</b> N/A  <b>Series (Streak):</b> WKU leads 77-64-2 (L2)  <b>Last Meeting:</b> L, 1-16 on 5/9/23 (H)  <b>2024 Overall Record:</b> 21-37  <b>2024 Home/Away Record:</b> 13-17 / 8-18  <b>2024 Conference Record:</b> 14-16  <b>2024 Postseason:</b> ASUN Tournament</p> <hr/> <p><b>Media Info</b>  <b>Media Contact:</b> Kevin Britton  <b>Email:</b> kevin.britton@eku.edu  <b>Web Site:</b> www.ekusports.com</p>	<p><b>CENTRAL MICHIGAN CHIPPEWAS</b> FEB. 28-MARCH 2   NICK DENES FIELD</p> <hr/> <p><b>Quick Facts</b>  <b>Location:</b> Mount Pleasant, Mich.  <b>Colors:</b> Maroon and Gold  <b>Home Venue:</b> Theunissen Stadium  <b>Conference:</b> MAC  <b>Head Coach:</b> Jake Sabol  <b>Career Record:</b> 17-38  <b>At School:</b> 17-38  <b>Series (Streak):</b> CMU leads 9-4 (W1)  <b>Last Meeting:</b> W, 14-7 on 2/27/22 (H)  <b>2024 Overall Record:</b> 17-38  <b>2024 Home/Away Record:</b> 6-10 / 11-26  <b>2024 Conference Record:</b> 8-22  <b>2024 Postseason:</b> N/A</p> <hr/> <p><b>Media Info</b>  <b>Media Contact:</b> Andy Sneddon  <b>Email:</b> snedd1a@cmich.edu  <b>Web Site:</b> www.cmuchippewas.com</p>	<p><b>TENNESSEE TECH GOLDEN EAGLES</b> MARCH 4   COOKEVILLE, TENN.</p> <hr/> <p><b>Quick Facts</b>  <b>Location:</b> Cookeville, Tenn.  <b>Colors:</b> Purple and Gold  <b>Home Venue:</b> Bush Stadium  <b>Conference:</b> OVC  <b>Head Coach:</b> Matt Bragga  <b>Career Record:</b> 577-555-3  <b>At School:</b> 526-479-1  <b>Series (Streak):</b> WKU leads 70-50-2 (L3)  <b>Last Meeting:</b> L, 1-10 on 4/17/18 (H)  <b>2024 Overall Record:</b> 29-26  <b>2024 Home/Away Record:</b> 22-13 / 7-12  <b>2024 Conference Record:</b> 13-14  <b>2024 Postseason:</b> OVC Tournament</p> <hr/> <p><b>Media Info</b>  <b>Media Contact:</b> Mike Lehman  <b>Email:</b> mlehman@ntech.edu  <b>Web Site:</b> www.ttusports.com</p>

			GENERAL
<b>UNC ASHEVILLE BULLDOGS</b> <b>MARCH 7-9   NICK DENES FIELD</b>	<b>SOUTHERN ILLINOIS SALUKIS</b> <b>MARCH 11   NICK DENES FIELD</b>	<b>UT MARTIN SKYHAWKS</b> <b>MARCH 14-16   NICK DENES FIELD</b>	HILLTOPPERS
<b>Quick Facts</b> <b>Location:</b> Asheville, N.C. <b>Colors:</b> Blue and White <b>Home Venue:</b> Greenwood Baseball Field <b>Conference:</b> Big South <b>Head Coach:</b> Scott Friedholm <b>Career Record:</b> 180-304-1 <b>At School:</b> 180-304-1 <b>Series (Streak):</b> WKU leads 3-2 (L2) <b>Last Meeting:</b> L, 1-2 on 5/5/24 (A) <b>2024 Overall Record:</b> 22-28 <b>2024 Home/Away Record:</b> 19-11 / 3-17 <b>2024 Conference Record:</b> 10-14 <b>2024 Postseason:</b> N/A	<b>Quick Facts</b> <b>Location:</b> Carbondale, Ill. <b>Colors:</b> Black and Maroon <b>Home Venue:</b> Itchy Jones Stadium <b>Conference:</b> MVC <b>Head Coach:</b> Lance Rhodes <b>Career Record:</b> 166-93 <b>At School:</b> 166-93 <b>Series (Streak):</b> SIU leads 26-15 (L1) <b>Last Meeting:</b> W, 11-6 on 3/1/15 (H) <b>2024 Overall Record:</b> 33-27 <b>2024 Home/Away Record:</b> 20-10 / 11-15 <b>2024 Conference Record:</b> 12-15 <b>2024 Postseason:</b> MVC Tournament	<b>Quick Facts</b> <b>Location:</b> Martin, Tenn. <b>Colors:</b> Blue and Orange <b>Home Venue:</b> Skyhawk Baseball Field <b>Conference:</b> OVC <b>Head Coach:</b> Ryan Jenkins <b>Career Record:</b> 114-214 <b>At School:</b> 114-214 <b>Series (Streak):</b> WKU leads 6-0 (W6) <b>Last Meeting:</b> W, 11-7 on 3/31/04 (H) <b>2024 Overall Record:</b> 21-35 <b>2024 Home/Away Record:</b> 13-14 / 7-20 <b>2024 Conference Record:</b> 12-15 <b>2024 Postseason:</b> OVC Tournament	
<b>Media Info</b> <b>Media Contact:</b> Jake Miller <b>Email:</b> jmille26@unca.edu <b>Web Site:</b> www.uncabulldogs.com	<b>Media Info</b> <b>Media Contact:</b> Tim McCaughan <b>Email:</b> timmcc@siu.edu <b>Web Site:</b> www.siusalukis.com	<b>Media Info</b> <b>Media Contact:</b> Davis Gregory <b>Email:</b> dgrego18@utm.edu <b>Web Site:</b> www.utmsports.com	
			2024 REVIEW
<b>KENNESAW STATE OWLS</b> <b>MARCH 21-23   KENNESAW, GA.</b>	<b>EVANSVILLE ACES</b> <b>MARCH 25   EVANSVILLE, IND.</b> <b>APRIL 22   NICK DENES FIELD</b>	<b>SAM HOUSTON BEARKATS</b> <b>MARCH 28-30   NICK DENES FIELD</b>	HISTORY
<b>Quick Facts</b> <b>Location:</b> Kennesaw, Ga. <b>Colors:</b> Black and Gold <b>Home Venue:</b> Memorial Field <b>Conference:</b> Conference USA <b>Head Coach:</b> Ryan Coe <b>Career Record:</b> 93-81 <b>At School:</b> 93-81 <b>Series (Streak):</b> N/A <b>Last Meeting:</b> N/A <b>2024 Overall Record:</b> 32-24 <b>2024 Home/Away Record:</b> 13-6 / 17-17 <b>2024 Conference Record:</b> 19-10 <b>2024 Postseason:</b> ASUN Tournament	<b>Quick Facts</b> <b>Location:</b> Evansville, Ind. <b>Colors:</b> Purple, White and Orange <b>Home Venue:</b> Braun Stadium <b>Conference:</b> MVC <b>Head Coach:</b> Wes Carroll <b>Career Record:</b> 428-434 <b>At School:</b> 428-434 <b>Series (Streak):</b> WKU leads 40-34-2 (L1) <b>Last Meeting:</b> L, 8-10 on 4/18/23 (A) <b>2024 Overall Record:</b> 39-26 <b>2024 Home/Away Record:</b> 20-8 / 16-17 <b>2024 Conference Record:</b> 17-10 <b>2024 Postseason:</b> NCAA Super Regional	<b>Quick Facts</b> <b>Location:</b> Huntsville, Texas <b>Colors:</b> Orange and White <b>Home Venue:</b> Don Sanders Stadium <b>Conference:</b> Conference USA <b>Head Coach:</b> Jay Sirianni <b>Career Record:</b> 141-106 <b>At School:</b> 141-106 <b>Series (Streak):</b> WKU leads 2-1 (W1) <b>Last Meeting:</b> W, 8-7 on 4/14/24 (A) <b>2024 Overall Record:</b> 34-24 <b>2024 Home/Away Record:</b> 23-7 / 10-15 <b>2024 Conference Record:</b> 13-11 <b>2024 Postseason:</b> CUSA Tournament	
<b>Media Info</b> <b>Media Contact:</b> Jordan Griffitt <b>Email:</b> jgriff218@kennesaw.edu <b>Web Site:</b> www.ksuowls.com	<b>Media Info</b> <b>Media Contact:</b> Liz Holbrook <b>Email:</b> eh340@evansville.edu <b>Web Site:</b> www.gopurpleaces.com	<b>Media Info</b> <b>Media Contact:</b> Ben Rikard <b>Email:</b> ben.rikard@shsu.edu <b>Web Site:</b> www.gobearkats.com	



		
<p><b>VANDERBILT COMMODORES</b> APRIL 1   NASHVILLE, TENN.</p> <p><b>Quick Facts</b>  <b>Location:</b> Nashville, Tenn.  <b>Colors:</b> Black and Gold  <b>Home Venue:</b> Hawkins Field  <b>Conference:</b> SEC  <b>Head Coach:</b> Tim Corbin  <b>Career Record:</b> 921-443-1  <b>At School:</b> 921-443-1  <b>Series (Streak):</b> VU leads 67-33-2 (L8)  <b>Last Meeting:</b> L, 1-8 on 4/4/23 (A)  <b>2024 Overall Record:</b> 38-23  <b>2024 Home/Away Record:</b> 27-8 / 4-12  <b>2024 Conference Record:</b> 13-17  <b>2024 Postseason:</b> NCAA Regional</p> <p><b>Media Info</b>  <b>Media Contact:</b> Will Owens  <b>Email:</b> will.owens@vanderbilt.edu  <b>Web Site:</b> www.vucommodores.com</p>	<p><b>DALLAS BAPTIST PATRIOTS</b> APRIL 4-6   DALLAS, TEXAS</p> <p><b>Quick Facts</b>  <b>Location:</b> Dallas, Texas  <b>Colors:</b> Red, White and Blue  <b>Home Venue:</b> Horner Ballpark  <b>Conference:</b> Conference USA  <b>Head Coach:</b> Dan Heefner  <b>Career Record:</b> 607-311-1  <b>At School:</b> 652-326-1  <b>Series (Streak):</b> DBU leads 6-3 (L2)  <b>Last Meeting:</b> L, 5-7 on 5/25/24 (CUSA Tournament Semifinals)  <b>2024 Overall Record:</b> 45-15  <b>2024 Home/Away Record:</b> 25-5 / 15-7  <b>2024 Conference Record:</b> 17-7  <b>2024 Postseason:</b> NCAA Regional</p> <p><b>Media Info</b>  <b>Media Contact:</b> Reagan Ratcliff  <b>Email:</b> reagan@dbu.edu  <b>Web Site:</b> www.dbupatriots.com</p>	<p><b>LIBERTY FLAMES</b> APRIL 11-13   LYNCHBURG, VA.</p> <p><b>Quick Facts</b>  <b>Location:</b> Lynchburg, Va.  <b>Colors:</b> Red, White, and Navy Blue  <b>Home Venue:</b> Liberty Baseball Stadium  <b>Conference:</b> Conference USA  <b>Head Coach:</b> Bradley LeCroy  <b>Career Record:</b> 63-53  <b>At School:</b> N/A  <b>Series (Streak):</b> WKU leads 3-0 (W3)  <b>Last Meeting:</b> W, 10-7 on 4/20/24 (H)  <b>2024 Overall Record:</b> 24-34  <b>2024 Home/Away Record:</b> 16-14 / 7-20  <b>2024 Conference Record:</b> 11-13  <b>2024 Postseason:</b> CUSA Tournament</p> <p><b>Media Info</b>  <b>Media Contact:</b> Ryan Bomberger  <b>Email:</b> rbomberger@liberty.edu  <b>Web Site:</b> www.libertyflames.com</p>
		
<p><b>LOUISVILLE CARDINALS</b> APRIL 15   LOUISVILLE, KY.</p> <p><b>Quick Facts</b>  <b>Location:</b> Louisville, Ky.  <b>Colors:</b> Red and Black  <b>Home Venue:</b> Jim Patterson Stadium  <b>Conference:</b> ACC  <b>Head Coach:</b> Dan McDonnell  <b>Career Record:</b> 742-330-1  <b>At School:</b> 742-330-1  <b>Series (Streak):</b> UofL leads 75-70 (L1)  <b>Last Meeting:</b> L, 5-16 on 4/23/24 (A)  <b>2024 Overall Record:</b> 32-24  <b>2024 Home/Away Record:</b> 25-10 / 7-10  <b>2024 Conference Record:</b> 16-14  <b>2024 Postseason:</b> ACC Tournament</p> <p><b>Media Info</b>  <b>Media Contact:</b> Stephen Williams  <b>Email:</b> stephen@gocards.com  <b>Web Site:</b> www.gocards.com</p>	<p><b>MTSU BLUE RAIDERS</b> APRIL 17-19   NICK DENES FIELD</p> <p><b>Quick Facts</b>  <b>Location:</b> Murfreesboro, Tenn.  <b>Colors:</b> Blue and White  <b>Home Venue:</b> Reese Smith Jr. Field  <b>Conference:</b> Conference USA  <b>Head Coach:</b> Jerry Meyers  <b>Career Record:</b> 214-223  <b>At School:</b> 47-65  <b>Series (Streak):</b> WKU leads 133-119-2 (W2)  <b>Last Meeting:</b> W, 7-4 on 4/28/24 (A)  <b>2024 Overall Record:</b> 20-36  <b>2024 Home/Away Record:</b> 11-18 / 9-17  <b>2024 Conference Record:</b> 8-16  <b>2024 Postseason:</b> CUSA Tournament</p> <p><b>Media Info</b>  <b>Media Contact:</b> Jayce Standridge  <b>Email:</b> js2ek@mtmail.mtsu.edu  <b>Web Site:</b> www.goblueraiders.com</p>	<p><b>FIU PANTHERS</b> APRIL 25-27   MIAMI, FLA.</p> <p><b>Quick Facts</b>  <b>Location:</b> Miami, Fla.  <b>Colors:</b> Blue and Gold  <b>Home Venue:</b> FIU Baseball Stadium  <b>Conference:</b> Conference USA  <b>Head Coach:</b> Rich Whitten  <b>Career Record:</b> 48-64  <b>At School:</b> 21-34  <b>Series (Streak):</b> FIU leads 44-41 (W1)  <b>Last Meeting:</b> W, 8-5 on 5/24/24 (CUSA Tournament)  <b>2024 Overall Record:</b> 27-30  <b>2024 Home/Away Record:</b> 16-17 / 10-11  <b>2024 Conference Record:</b> 11-13  <b>2024 Postseason:</b> CUSA Tournament</p> <p><b>Media Info</b>  <b>Media Contact:</b> Jonathan Mayer  <b>Email:</b> jmaye030@fiu.edu  <b>Web Site:</b> www.fiusports.com</p>

		
<b>KENTUCKY WILDCATS</b> <b>APRIL 29   NICK DENES FIELD</b>	<b>LOUISIANA TECH BULLDOGS</b> <b>MAY 2-4   NICK DENES FIELD</b>	<b>NEW MEXICO STATE AGGIES</b> <b>MAY 9-11   LAS CRUCES, N.M.</b>
<b>Quick Facts</b> <b>Location:</b> Lexington, Ky. <b>Colors:</b> Blue and White <b>Home Venue:</b> Kentucky Proud Park <b>Conference:</b> SEC <b>Head Coach:</b> Nick Mingione <b>Career Record:</b> 264-166 <b>At School:</b> 264-166 <b>Series (Streak):</b> UK leads 41-29 (L2) <b>Last Meeting:</b> L, 0-5 on 2/27/24 (A) <b>2024 Overall Record:</b> 46-16 <b>2024 Home/Away Record:</b> 26-6 / 16-5 <b>2024 Conference Record:</b> 22-8 <b>2024 Postseason:</b> College World Series	<b>Quick Facts</b> <b>Location:</b> Ruston, La. <b>Colors:</b> Blue and Red <b>Home Venue:</b> Pat Patterson Park <b>Conference:</b> Conference USA <b>Head Coach:</b> Lane Burroughs <b>Career Record:</b> 391-274 <b>At School:</b> 278-161 <b>Series (Streak):</b> LA Tech leads 32-19 (L3) <b>Last Meeting:</b> L, 1-7 on 5/12/24 (A) <b>2024 Overall Record:</b> 45-19 <b>2024 Home/Away Record:</b> 30-7 / 12-10 <b>2024 Conference Record:</b> 18-6 <b>2024 Postseason:</b> NCAA Regional	<b>Quick Facts</b> <b>Location:</b> Las Cruces, N.M. <b>Colors:</b> Crimson and White <b>Home Venue:</b> Presley Askew Field <b>Conference:</b> Conference USA <b>Head Coach:</b> Jake Angier <b>Career Record:</b> 25-29 <b>At School:</b> 25-29 <b>Series (Streak):</b> NMSU leads 8-13 (W3) <b>Last Meeting:</b> W, 8-2 on 5/23/24 (CUSA Tournament) <b>2024 Overall Record:</b> 25-29 <b>2024 Home/Away Record:</b> 15-11 / 10-16 <b>2024 Conference Record:</b> 10-14 <b>2024 Postseason:</b> CUSA Tournament
<b>Media Info</b> <b>Media Contact:</b> Matt May <b>Email:</b> matt.may@uky.edu <b>Web Site:</b> www.ukathletics.com	<b>Media Info</b> <b>Media Contact:</b> Drew Parsley <b>Email:</b> dparsley@latech.edu <b>Web Site:</b> www.latechsports.com	<b>Media Info</b> <b>Media Contact:</b> Michael Navarrette <b>Email:</b> micnav@nmsu.edu <b>Web Site:</b> www.nmstatesports.com
		
<b>JAX STATE GAMECOCKS</b> <b>MAY 15-17   NICK DENES FIELD</b>		
<b>Quick Facts</b> <b>Location:</b> Jacksonville, Ala. <b>Colors:</b> Red and White <b>Home Venue:</b> Jim Case Stadium <b>Conference:</b> Conference USA <b>Head Coach:</b> Steve Bieser <b>Career Record:</b> 206-189-1 <b>At School:</b> 18-34 <b>Series (Streak):</b> JSU leads 6-4 (W3) <b>Last Meeting:</b> W, 11-6 on 3/30/24 (A) <b>2024 Overall Record:</b> 18-34 <b>2024 Home/Away Record:</b> 11-17 / 7-17 <b>2024 Conference Record:</b> 5-19 <b>2024 Postseason:</b> N/A		
<b>Media Info</b> <b>Media Contact:</b> Tony Schmidt <b>Email:</b> aschmidt@jsu.edu <b>Web Site:</b> www.jaxstatesports.com		

GENERAL

HILTTOPPERS


2024 REVIEW

HISTORY

OPPONENTS



# 2025 SENIORS



**AUSTIN HALLER**



**ANTHONY WESTBROOK**



**CALEB MARMO**



**ETHAN LIZAMA**



**TREYSON PETERS**



**LUCAS HARTMAN**



**KYLE HAYES**



**COLE HEATH**



**LUKE LEVERTON**



**GAVIN PERRY**



**CAL HIGGINS**



2025 HILLTOPPER BASEBALL

# PROMOTION SCHEDULE

## SEASON-LONG PROMOTIONS

BINGO & BEER FRIDAY **EVERY FRIDAY**  
 KID'S DAY SUNDAY **EVERY SUNDAY**  
 \$3 TUESDAY **EVERY TUESDAY**

## SINGLE-GAME PROMOTIONS

DECADES WEEKEND **ILLINOIS STATE**  
FEB 14-16  
 MENTAL HEALTH AWARENESS NIGHT **LAFAYETTE**  
FEB 21  
 COMMUNITY NIGHT **LAFAYETTE**  
FEB 22  
 BLACK OUT **EKU**  
FEB 25  
 COUNTRY & WESTERN NIGHT **CENTRAL MICHIGAN**  
MARCH 1  
 SANDLOT NIGHT **UNC ASHEVILLE**  
MARCH 8  
 YOUTH LEAGUE & CAMPER REUNION DAY **UNC ASHEVILLE**  
MARCH 9  
 PIE DAY **UT MARTIN**  
MARCH 14  
 ST. PATRICK'S DAY CELEBRATION **UT MARTIN**  
MARCH 15  
 HOT RODS NIGHT **SAM HOUSTON**  
MARCH 29  
 BIG RED RASCAL'S KIDS CLUB DAY **SAM HOUSTON**  
MARCH 30  
 EASTER AT THE NICK **MIDDLE TENNESSEE**  
APRIL 19  
 BREAST CANCER AWARENESS PINK OUT **EVANSVILLE**  
APRIL 22  
 RED OUT **KENTUCKY**  
APRIL 29  
 JIMMY BUFFETT NIGHT **LA TECH**  
MAY 2  
 BARK IN THE PARK **LA TECH**  
MAY 3  
 STAR WARS DAY **LA TECH**  
MAY 4  
 SENIOR DAY **JAX STATE**  
MAY 17

