

1994 HILLTOPPER FOOTBALL

WESTERN KENTUCKY UNIVERSITY





1994 Composite Schedules

WKU & Opponents Composite Schedules

September 1 (Thursday)

Austin Peay hosts Ky. Wesleyan 6:30 pm
Murray State is at Eastern Illinois 6:30 pm
Eastern Kentucky is at WKU 7 pm

September 3

Ala. at Birmingham is at Alabama St. 7 pm
Central Florida is at Maine Noon
Indiana State is at Toledo 6 pm
Jacksonville St. hosts Sam Houston St. 7 pm
Portland State is at Oregon 3 pm
Southern Illinois hosts UT-Martin 1:30 pm
Troy State open date

September 8 (Thursday)

Murray State hosts WKU 7 pm

September 10

UAB is at Dayton 6 pm
Austin Peay open date
Central Florida hosts Valdosta State Noon
Eastern Illinois is at Texas-El Paso 8 pm
Eastern Kentucky hosts Samford 6 pm
Indiana State hosts Lock Haven State 5 pm
Jacksonville State is at McNeese State 7 pm
Portland State is at Angelo State 7:30 pm
Southern Illinois is at Ole Miss 6 pm
Troy State is at Connecticut Noon

September 17

UAB hosts Jacksonville State 3 pm
Austin Peay is at WKU 7 pm
Central Fla. hosts Bethune-Cookman Noon
Eastern Illinois hosts Lock Haven St. 6:30 pm
Eastern Kentucky is at Youngstown St. 6 pm
Indiana State open date
Murray State is at SE Missouri 6:30 pm
Portland State hosts Minnesota-Duluth 9 pm
Southern Illinois is at Arkansas State 7 pm
Troy State is at Southwestern Louisiana 7 pm

September 24

UAB is at Kansas 1 pm
Austin Peay hosts Eastern Kentucky 6:30 pm
Central Florida hosts WKU 12 noon
Eastern Illinois is at Northern Illinois 6:30 pm
Indiana State hosts Illinois State 5 pm
Jacksonville St. is at No. Carolina A&T ... 12:30 pm
Murray State hosts Middle Tennessee 7 pm
Portland St. hosts Texas A&M-Kingsville 9 pm
Southern Illinois open date
Troy State hosts Alabama State 2 pm

October 1

Ala. at Birmingham hosts WKU 1:30 pm
Austin Peay is at Tennessee Tech 1 pm
Central Florida is at Illinois State 1:30 pm
Eastern Illinois is at Southwest Missouri 7 pm
Eastern Kentucky is at Middle Tenn. 7 pm
Indiana State hosts Northern Iowa 12:30 pm
Jacksonville St. hosts Knoxville College 2 pm
Murray State hosts UT-Martin 7 pm

'94 Hilltopper Schedule

Date	Opponent	Site	(Time -- Central)
Sept. 1*	Eastern Kentucky -- tv	Bowling Green, Ky.	(7 pm)
8*	at Murray State	Murray, Ky.	(7 pm)
17	Austin Peay (Hall of Fame Game)	Bowling Green, Ky.	(7 pm)
24	at Central Florida	Orlando, Fla.	(Noon)
Oct. 1	at Alabama at Birmingham	Birmingham, Ala.	(1:30 pm)
8	Portland State	Bowling Green, Ky.	(4 pm)
15	at Jacksonville State	Jacksonville, Ala.	(2 pm)
22	Southern Illinois (Homecoming)	Bowling Green, Ky.	(5 pm)
29	Troy State	Bowling Green, Ky.	(5 pm)
Nov. 5	Indiana State	Bowling Green, Ky.	(1 pm)
12	at Eastern Illinois	Charleston, Ill.	(1 pm)

*Thursday Home games in boldface tv -- televised (originated by WTVQ-TV, Lexington)

Portland St. hosts Eastern Washington 9 pm
Southern Illinois hosts Western Ill. 1:30 pm
Troy State is at Northwestern (La.) State 7 pm

October 8

UAB hosts Wofford 3 pm
Austin Peay hosts Murray State 6:30 pm
Central Florida is at Samford 1 pm
Eastern Illinois hosts Northern Iowa ... 2 pm (Hc)
Eastern Kentucky hosts Tennessee St. 6 pm
Indiana State is at Southern Illinois 12:30 pm
Jacksonville State open date
Portland State is at WKU 4 pm
Southern Illinois hosts Indiana State 1:30 pm
Troy State hosts Nicholls State 2 pm

October 15

UAB hosts Mississippi Valley State 3 pm
Austin Peay is at Tennessee State 6 pm
Central Florida is at NE Louisiana 7 pm
Eastern Illinois open date
Eastern Kentucky hosts Murray St. 1 pm (Hc)
Indiana State is at Western Illinois 12:30 pm
Jacksonville State hosts WKU 2 pm
Portland State hosts Nebraska-Kearney 9 pm
Southern Ill. hosts SE Missouri 1:30 pm (Hc)
Troy St. hosts Charleston Southern 2 pm (Hc)

October 22

UAB hosts Charleston Southern 3 pm
Austin Peay hosts Morehead State 1 pm (Hc)
Central Florida hosts Troy State Noon (Hc)
Eastern Illinois is at Western Illinois 1 pm
Eastern Kentucky is at Tennessee Tech 1 pm
Indiana State hosts SW Missouri 1 pm (Hc)
Jacksonville State is at NE Louisiana 7 pm
Murray State open date
Portland State hosts Sacramento State 9 pm
Southern Illinois is at WKU 5 pm (Hc)

October 29

UAB is at Morehead State 12:30 pm
Austin Peay is at SE Missouri 2 pm
Central Florida is at Liberty 6:30 pm
Eastern Illinois hosts Indiana State 1 pm

Eastern Kentucky is at UT-Martin 7 pm
Jacksonville State is at Middle Tenn. 1:30 pm
Murray State hosts Tenn. Tech 2:30 pm (Hc)
Portland State is at Idaho State 7:35 pm
Southern Illinois is at Illinois State 1:30 pm
Troy State is at WKU 5 pm

November 5

UAB hosts Butler 3 pm
Austin Peay hosts Middle Tennessee 1:30 pm
Central Florida open date
Eastern Illinois is at Illinois State 1:30 pm
Eastern Kentucky hosts SE Missouri ... 12:30 pm
Indiana State is at WKU 1 pm
Jacksonville State is at Western Illinois 1 pm
Murray State is at Morehead State 12:30 pm
Portland State open date
Southern Illinois is at SW Missouri 1:30 pm
Troy State is at Cincinnati 1 pm

November 12

Alabama at Birmingham open date
Austin Peay is at Samford 1 pm
Central Florida is at East Carolina 12:30 pm
Eastern Illinois hosts WKU 1 pm
Eastern Kentucky open date
Indiana State open date
Jacksonville St. hosts Central State 2 pm (Hc)
Murray State hosts Tennessee State 1:30 pm
Portland State hosts Southern Utah 9 pm
Southern Ill. hosts Northern Iowa 12:30 pm
Troy State is at Alcorn State 1 pm

November 19

UAB is at Prairie View A&M 1:30 pm
Austin Peay is at UT-Martin 1 pm
Central Florida hosts Buffalo Noon
Eastern Illinois hosts Southern Illinois 1 pm
Eastern Ky. hosts Morehead St. 12:30 pm
Indiana St. hosts Youngstown St. 12:30 pm
Jacksonville State hosts SW Missouri 1:30 pm
Murray State open date
Portland State open date
Troy State hosts Samford 2 pm

*Night Game All Times Central (Hc) Homecoming

1994 Western Kentucky Football



Academically Speaking	37
Al Almond Award	78
All-Americans	78
Athlete-of-the-Year Winners, WKU	8
Athletic Administration	4
Athletic Committee, WKU	3
Big Red	34
Board of Regents	3
Coaches Records	69
Coaches Roster, All-Time	74
Coaching Staff	9-12
Dan Crossman, defensive backs	12
Rick Denstorff, offensive coordinator	11
Jack Harbaugh, head coach	10
Virgil Livers, receivers	12
Lee Murray, running backs	11
Terry Price, defensive line	11
Mike Settles, outside linebackers	12
Don Yarano, linebackers	11
Depth Chart	16
Division I-AA Football	28
Feast & Famine	38
Hall of Fame, WKU	8
Hilltopper Athletic Foundation	5
Hilltopper Nickname	27
Hilltopper Radio Network	5
Homecoming Record	45
Honor Roll	78-80
Hundred-Yard Performances	63
Dual 100-yard Performances	79
Lettermen, Football	75-77
Athletic Trainers	77
Managers, Student Staff	15
Media Information	8
Milestones, WKU Grid	66
National Stat Leaders, WKU	67-68
Newcomers, 1993	28
Opening Game Record	45
Opponents, 1994	30-33
Alabama at Birmingham	31
Austin Peay	30
Central Florida	31
Eastern Illinois	33
Eastern Kentucky	30
Indiana State	33
Jacksonville State	32

Murray State	30
Portland State	31
Southern Illinois	32
Troy State	32
OVC, WKU All-OVC Selections	79
Player Sketches	17-28
Polls, Western in the	69
Postseason Appearances	70
Pros from Western	80
President Thomas C. Meredith	3
Records --	
Team	48-50
Individual	51-63
Smith Stadium	7, 64-66
Red Belt	81
Red Towel	69
Results --	
All-Time	70-74
1993	35
Review, The '93 Season in	35-40
Game-by-Game	41-44
Rosters	14-15
Schedules --	
1994 WKU	Inside Front Cover
1994 Composite	Inside Front Cover
Series Records --	
All-Time	34
Smith Stadium	7
Smith Stadium	6-7
Speedsters, 1994's Fastest Players	59
Statistical Leaders, Year-by-Year	62-64
Statistics, 1993 Final	36-38
Superlatives, 1993	39, 40
Travel Plans	33
Trainers, 1994 Student Staff	15
Western Kentucky University	1-3
Winning Streaks	80
Winningest Teams All-Time, I-AA	27, 40

About The Cover -- The cover of *Hilltopper Football '94* features Western junior safety Dan McGrath. Cover photos were taken by Marc Piscotty. Studio photography provided by Graham & Associates. Additional photos provided by WKU University Relations. Special thanks to Gil Cowles of Jim & Gil's Men's Shop.

Western Kentucky Hilltoppers

Location: College Heights
Bowling Green, Ky. 42101
Founded: 1906
Enrollment: 15,750
President: Dr. Thomas C. Meredith

Head Coach: Jack Harbaugh
Alma Mater: Bowling Green State '61
Collegiate Record: 48-57-3 (10 yrs)
Record at WKU: 23-30-0 (5 yrs)
Office Phone: (502) 745-2984
Assistant Coaches:
Rick Denstorff (WKU '86),
 Offensive Coordinator (Line)
Danny Crossman (Pitt '90),
 Defensive Backs
Lee Murray (WKU '63),
 Running Backs
Don Yarano (Kentucky '87),
 Linebackers
Mike Settles (Eastern Ill. '92),
 Defensive Ends
Terry Price (Texas A&M '90),
 Defensive Line
Virgil Livers (WKU '75),
 Receivers
Patrick Lyons (Ohio State '94),
 Defense
Student Assistant Coaches:
Milton Biggins, Receivers
Bubba Montgomery, Tight Ends
Football Secretary: Larissa Young
Academic Counselor: Judith Grimm

Athletics Director: Jim Richards
Associate AD: Pam Herriford
Associate AD: Barry Brickman
Trainer: Bill Edwards
Assistants: Alice Burk, Frank Neville
Team Physicians: Dr. Bob Goodwin,
Dr. Jerry Martin, Dr. Craig Beard
SID: Paul Just

Office: (502) 745-4298
FAX: (502) 745-3444
Home: (502) 781-4852
Associate SID: Dan Wallenberg
Home: (502) 793-9931
Stadium: L.T. Smith Stadium (17,500)
Press Box Phone: (502) 745-4298
Surface: Jimmy Feix Field (Natural)
Colors: Red and White
Affiliation: NCAA; I-AA Independent
'93 Record: 8-3-0 (19th in final poll)
All-Time Record: 403-267-30 (59.7%)
Basic Offense: I-Bone / Basic Defense: 6-2
Lettermen Lost / Returning: 12 / 43
Off.: 6 / 22 // Def: 5 / 20 // Kick: 1 / 1
Starters Lost / Returning: 9 / 15
Off: 5 / 6 // Def: 3 / 8 // Kick: 1 / 1

For ticket information, call:
502-745-5222 (local), or
1-800-5-BIG-RED (long distance)

1993 MEDIA GUIDE EARNS NATIONAL HONOR

The 1993 Hilltopper Football media guide cover was recognized by the College Sports Information Directors of America as the best in the country in Division I-AA Football. The photo, taken by John Baker of Shutterbug Photo, was a historic look at the rich 75-year history of Western Kentucky Football. Baker and Paul Just, WKU sports information director, designed the award-winning cover.

Citation For Excellence In Publications

College Sports Information Directors of America

Presented to

Paul Just of Western Kentucky University
FOOTBALL BROCHURE COVER

Best In The Nation - Division A

As Selected by a Special Panel and Presented at the Annual Convention
of CoSIDA in Chicago, Illinois, This 30th Day of June, 1994



Paul Just
Sports Information Director
Western Kentucky University





Red Towel Territory Home of the Hilltoppers Western Kentucky University!

Located in picturesque Bowling Green, Western Kentucky University boasts of one of the most beautiful campuses in the nation, with 200 acres of the main campus sprawling over Southcentral Kentucky.

It's called the "Western Spirit" and it's a spirit well known to Hilltopper fans. Defined as a special feeling of belonging, more than 65,000 alumni and more than 15,000 WKU students share that "Western Spirit."

Probably more than anyone else, late Hilltopper Basketball Coach E.A. Diddle emanated that "spirit" by making famous Western's rich Red Towel tradition. Today, whether it's an athletic event or one of the many professional meetings on campus, one is likely to see red towels waving on the Western campus.

For more than 85 years, Western has provided a high quality of instruction with a personal touch, encouraged scholarly research and creative activity by its faculty and students, and served as a public resource center for the entire region.

Recent Western highlights include:

* Phi Eta Sigma, national freshman honorary society, has moved its headquarters to Western.

* WKYU-TV, Kentucky's only public television station operated by a university, serves an audience of more than 200,000.

* WKYU-FM and its repeater stations – WDCL-FM in Somerset, WKPB-FM in Henderson-Owensboro and WKUE-FM in Elizabethtown – make up largest public radio service in the Commonwealth.

* The Governor's Task Force on the Arts was chaired by President Thomas Meredith.

* The nation's best selling high school speech textbook, in its third edition, was written by WKU communication professor Dr. Regis O'Connor.

* The English Department houses the Center for Robert Penn Warren Studies honoring the achievements of the Kentucky writer, the only Pulitzer Prize winner in both fiction and poetry.

* The WKU chapter of the Society of Professional Journalists has established a chapter at Moscow State University, the first student SPJ chapter outside the U.S.

* The *College Heights Herald* received the prestigious Pacemaker Award four of the past eight years, earning a place in the National Associated Collegiate Press' Hall of Fame.

* Photojournalism major Tamara Voninski is only the second woman ever to win the William Randolph Hearst photojournalism competition.

* Dr. Cheryl Keyes is considered one of the leading experts on rap music in the United States.

* One of the leading folklore journals in the world, *Southern Folklore*, is headquartered

on the Western campus.

* WKU is one of only nine schools in North America with a graduate program in folk studies.

* Dr. Jim Wayne Miller, a professor of German, is the poet laureate of Kentucky.

* Dr. Alan Anderson of the Department of Philosophy and Religion, authored *Confronting the Color Line*, which won the Gustavus Myers Award, was nominated for a Pulitzer Prize, and was selected as one of *Choice* magazine's "outstanding academic books of the year."

* The Office Systems Research Association moved its national headquarters to WKU.

* Western is a charter member of The Renaissance Group, a consortium of institutions developing a better way to prepare professional educators. WKU President Thomas Meredith was elected the first chair of the Group.

* President Thomas Meredith is one of only 10 college presidents appointed to the American Association of State Colleges and Universities President's Commission on Teacher Education.

* Over the past five years, WKU has granted more master's degrees in education than any other institution in the state.

* The College of Education and Behavioral Sciences was ranked 16th among the Top 50 colleges of education in the nation.

* Dr. Karlene Ball, professor of psychology and a nationally known expert in vision research, has a \$700,000 grant for research on the vision problems of the elderly – the largest



**President
Thomas
Meredith**

Dr. Thomas C. Meredith became the eighth President of Western Kentucky University on August 5, 1988. The 52-year-old native of Owensboro came to Western from the University of Mississippi where he served as vice chancellor for executive affairs and as an adjunct professor of higher education.

Dr. Meredith received his bachelor's degree from Kentucky Wesleyan College in 1963, a master's from WKU in 1966 and the doctorate in educational administration from the University of Mississippi in 1971. He received an honorary Doctor of Humane Letters from Kentucky Wesleyan in 1989.

President Meredith served 10 years with the Board of Trustees of State Institutions of Higher Learning, Mississippi's governing body for its eight state universities, as academic programs officer and associate director for programs and planning. He has taught educational administration, curriculum development and public relations at Indiana University Southeast, Jackson State University,

Mississippi State University and the University of Mississippi.

He has served as a member of the Bowling Green-Warren County Chamber of Commerce Board of Directors and the Bowling Green Economic Development Task Force.

He is a member of the Board of Directors of the Louisville Orchestra and is serving on the Constitutional Improvement Policy Council of the Kentucky Center for Public Issues. And, he served as first chair of The Renaissance Group, a national council of deans and presidents charting the future of teacher education.

Dr. Meredith served as chair of the Conference of Presidents of public universities in Kentucky and is active in civic, church and professional organizations. He has authored a number of books, manuals and journal articles. Dr. Meredith is a member of the Board of Directors of Leadership Kentucky and is a member of the Presidential Commission on Teacher Education appointed by the American Association of State Colleges and Universities.

Dr. Meredith had been involved in public education in Kentucky, Illinois, Indiana and Mississippi. He has been a teacher, principal, college professor, researcher and college administrator.

The 6-5 Meredith played both basketball and baseball at Kentucky Wesleyan. The basketball teams he lettered on there (1961,

'62 and '63) won 45 games while losing only 23, including a sparkling 21-4 mark his junior season (1961-62). The Panthers were runners-up in the NCAA South Region his sophomore year.

Dr. Meredith is married to the former Susan Steen of Booneville, Miss. They have two sons, Mark (19) and Matt (16).

Board of Regents --

Burns Mercer (Chairman), Brandenburg; Kristen Bale, Glasgow; Robert Earl Fischer, Owensboro; Joy Gramling, Bowling Green; Howard Gray, Lexington; Peggy Loafman, Bowling Green; Cornelius Martin, Bowling Green; Dr. Ray Mendal, Bowling Green; Fred Mudge, Russellville; Raymond Preston, Henderson; and Rob Evans, Owensboro.

University Athletic Committee --

Dr. W.M. "Biff" Kummer (Chairman); Tad Donnelly; Freida Eggleton; Pam Herriford; Greg Mills; Dr. Robert Otto; Dr. Kay Payne; Jim Richards; Dr. Lou Turley; and Dr. Steve White (student members tba).

Western Kentucky University Cont.

research grant ever for a WKU faculty member.

* The Center for Gifted Studies recently received a \$750,000 federally-funded "Javits" grant for enhancing gifted student education.

* One of every three school counselors certified in Kentucky received one or more degree(s) or certification(s) from Western.

* One of every five practicing teachers, principals and superintendents in Kentucky earned his/her last degree at WKU.

* WKU graduates more teachers certified to teach agriculture in high schools than any other university in Kentucky.

* Dr. Ruby Meador, head of the Department of Allied Health, serves on a six-person national task force to review the structure of the American Association of Dental Schools.

* Western biology faculty member Dr. Robert Hoyt is recognized as one of the world's foremost experts on baby fish.

* WKU's recombinant genetics degree is the only one of its type offered in Kentucky. And, only six other institutions in the nation offer it.

* WKU offers the nation's only coal chemistry master's degree.

* Western is the only university in the state to offer a Land Surveying program.

* Enrollment in WKU's geography program ranks among the Top 25 in the nation.

* The Department of Geography and Geology offers the only city and regional planning degree available in Kentucky.

* WKU is the home of the Kentucky State Climate Center, serving the entire state.

* The Kentucky High School Speech League is now housed at WKU after 60 years on another campus.

* The WKU Forensic Team won the 1993 National Novice Championship, finishing 220 points ahead of runner-up Nebraska.

* The Kelly Thompson Chapter of the Public Relations Student Society of America (PRSSA) has won the nation's Outstanding Chapter Award five times in the past seven years.

* Western's Beta Delta Chapter of Phi Upsilon Omicron in Home Economics has been designated among the Top 10 student chapters in the nation.

* Beverly Veenker, a member of the Theatre and Dance faculty, was selected as one of the outstanding members of the American dance community by Dance Educators of America.

* WKU had more students named to the 1989, 1990, 1991 and 1993 Sun Belt Conference Academic Honor Roll than any other institution.

* The 1993 Hilltopper football team led the nation in rushing, averaging 300.1 yards per game, and won eight of 11 games, finishing the year ranked 19th in the nation.

* WKU's women's basketball team has recorded 11 twenty-win seasons in Coach Paul Sanderford's 12 years on the Hill. And, the Lady Toppers have made 11 straight post-season tournament appearances, including three trips to the NCAA Final Four since 1985.

* The 1993-94 Hilltopper men's basketball team won the Sun Belt Conference regular season championship and made its third straight appearance in post-season tournament play. In addition, the Toppers won 20 games for the third year in a row, extending the University's total of 20-win years to 30, a number surpassed by just six schools – Kentucky, North Carolina, Louisville, UCLA, St. John's and Duke. And, WKU is only the 14th school ever to win 1,300 basketball games.

* Bill Powell, the dean of the Hilltopper coaching staff, recorded his 200th dual match victory in February. He founded the WKU swimming program 25 years ago and has an overall dual match record of 203 wins against only 57 losses, a 78.1% success ratio.



WKU Athletic Administration



Athletics Director Jim Richards

For most of the past 26 years, Jim Richards has been a part of the athletic scene at Western Kentucky University. In July, he was formally named Director of Athletics after serving as the Interim AD since September of 1993.

The 57-year-old Richards, a native of Columbia, Ky., is a former head coach of the Hilltopper men's basketball team. He left the Athletics Department in 1986 to become Western's Director of Alumni Affairs, a post he held until returning to athletics in 1993.

Richards, a 1959 Western graduate, returned to his alma mater in 1968 as an assistant basketball coach after enjoying a highly successful career in the Kentucky high school coaching ranks at nearby Glasgow and Auburn High Schools.

He spent three seasons as an assistant on Coach John Oldham's staff, helping those three Hilltopper teams win 62 of 81 games (76.5%) and two Ohio Valley Conference championships. The 1970 and 1971 Toppers each earned a berth in the NCAA

Tournament and the '71 outfit still ranks as one of the best in WKU history, advancing all the way to the NCAA Final Four before losing out to Villanova 92-89 in double overtime in the semi-finals. That Hilltopper team then went on to defeat Kansas 77-75 in the consolation game to take third place.

Richards took over the head coaching reins in the spring of 1971 when Oldham retired from the coaching ranks to become Western's Director of Athletics. In seven seasons at the Topper helm, Richards posted a 102-84 record (54.8%). His teams won OVC championships in both 1972 and 1976. And, his '76 and '78 squads earned berths in the NCAA Tournament. The '76 Hilltoppers were 20-9, but WKU fans will long remember the effort of his scrappy 1978 outfit that rebounded from a 3-8 start to finish 16-14, including a major upset of nationally ranked Syracuse (87-86 in overtime) to advance to the "Sweet Sixteen" in NCAA tourney play. He was selected by his peers as the OVC Coach-of-the-Year in both 1974 and 1976.

Richards retired from basketball coaching in 1978 and joined the University's athletic administration as Coordinator of Men's Athletics and Men's Golf Coach, positions he held until moving on to direct the University's Alumni Affairs office in 1986. During his first year in athletic administration, 1978-79, he also served as the Hilltopper Athletic Foundation's first Executive Director, helping that athletic support organization experience record growth in funding at that time.

As Coordinator of Men's Athletics, he was responsible for overseeing the University non-revenue men's sports. Among his proteges as Hilltopper Golf Coach was Kenny Perry, who has been playing on the PGA Tour for several years.

And, three of his four teams that competed in Sun Belt Conference championship play ('83-86) finished among the top three in the league championship tournament - his last Topper links team ('86) was runner-up in the Sun Belt.

Richards originally entered the coaching ranks at Auburn (Ky.) High School in 1960, where his best team during his three-year tenure with the Tigers went 27-4 and narrowly missed earning a berth in the State Tournament (losing in the regionals).

He moved on to Glasgow (Ky.) High School in 1963 and spent five years there, taking the Scotties to the State Tournament three times - 1965, 1966 and 1968. His final team at GHS (1967-68) won the State Championship, earning Richards Kentucky High School Coach-of-the-Year honors.

For six summers, he worked as a commissioned scout for the Pittsburgh Pirates. He also coached American Legion baseball for four years (1959-62).

Richards, who lettered in baseball as a student at Western, is a 1954 graduate of Adair County High School in Columbia. And, he also holds a master's degree (1960) from Western. He is married to the former Annette Waggener, also of Columbia, and they have a son, Steve; a deceased daughter, Ann; and a foster daughter, Melissa Petrey.

Administrative Support Staff



Dr. W.G. "Biff" Kummer
Chairman
Athletic Committee



Pam Herriford
Associate Director
of Athletics



Barry Brickman
Associate Director
of Athletics



Wayne Orscheln
Director of Marketing
and Promotions



Dixie Mahurin
Academic
Advisement



Judith Grimm
Football
Academic Counselor



Bill Edwards
Head
Trainer



Craig Biggs
Facilities
Coordinator



Linda Dillard
Ticket
Manager



Bill Thomas
Assistant
Ticket Manager



Anita Madison
Athletics Department
Administrative Assistant



Ann Handy
Sports Information
Administrative Assistant



Joan Panchyshyn
Ticket Office
Sales Clerk



Larissa Young
Football Office
Administrative Assistant



Paul Just
Sports Information
Director



Dan Wallenberg
Associate Sports
Information Director

Hilltopper Athletic Foundation



Western Kentucky University is proud of its Hilltopper Athletic Foundation (formerly the *Hilltopper Hundred Club*), the official athletic booster association of WKU.

A group of more than 1,500 individuals and businesses, the Foundation traces its roots to 1965 when former Athletic Director Ted Hornback started the Hilltopper Hundred Club in an effort to organize the outstanding community, campus and alumni support that the University's athletic programs have enjoyed through the years.

The membership of the organization is committed to furthering the tradition of excellence that Western followers have come to expect from its athletes and athletic teams.

The Foundation provides an opportunity for alumni and friends of the University to financially contribute to Hilltopper athletics and thus participate in the growth and continued success of intercollegiate sports at Western.

A new era dawned in the history of the Hilltopper Athletic Foundation in 1981, when the organization employed its first full-time executive director. Since then, the Foundation's budget has increased more than five-fold. Although that is quite an impressive record, the Foundation is continually developing new and innovative programs designed to increase the group's membership and revenues so that Western's athletic programs can experience the growth necessary to compete in today's college sports world. One step the organization has made that further illustrates its growth was the addition of an assistant director to its staff in 1987.

One of the most ambitious undertakings of the Foundation has been the initiation of a program to endow athletic scholarships to guarantee support for deserving young athletes for years to come.

In the summer of 1987, the Foundation spearheaded a fund-raising drive to provide lighting for L.T. Smith Stadium. In approximately 90 days, \$165,000 was raised and Smith Stadium, which originally opened its doors in 1968, played host to the first night game in its history on Sept. 19, 1987,



Lewis Mills
Director
of Development
for University Athletics



Kevin Warner
Assistant Director
of Development
for University Athletics



Jo Rogers
Executive Secretary



Chris Lagermann
Secretary

when the Hilltoppers hosted Murray State and came away with a 21-17 victory.

The Foundation has completed stage three of a four-stage project for improvements at Nick Denes Field, the home of Hilltopper baseball. A lighting system, equal in quality to those found in Triple-A ballparks, was installed in early 1994. And, now plans are being finalized for stage four, a modern press box and new dugouts. And, during the 1992-93 fiscal year, the Foundation contributed to major improvements in Diddle Arena - an electronic scoreboard system, as well as a new weight room, Lady Topper lockerroom and theatre-style VIP seating in the Arena.

The Hilltopper Athletic Foundation operates under the direction of an elected Board of Directors who set policy for the organization.

The HAF Board of Directors

- Bob Aldridge, Bowling Green
- Dan Anderson, Nashville
- Dr. Craig Beard, Bowling Green (*"W" Club*)
- David Broderick, Bowling Green
(*Attorney/Secretary-Treasurer*)
- Joe Earl Campbell, Bowling Green (*President*)
- Gene Crume, Bowling Green (*Alumni Assn.*)
- Tad Donnelly, Bowling Green (*Past President*)
- Jimmy Feix, Bowling Green
- Pam Herriford, Bowling Green (*Associate AD*)
- Ted Hornback, Bowling Green
- Rick Kelley, Bowling Green
- Lester Key, Franklin
- Beverly Lawson, Glasgow
- Glenn Malchow, Bowling Green
- Barry McIntosh, Bowling Green
- Lewis Mills, Bowling Green
(*Dir. of Development for Univ. Athletics*)
- James Mooneyhan, Franklin
- John Oldham, Bowling Green
- Darrell Pierce, Bowling Green
- Jim Richards, Bowling Green (*Athletics Dir.*)
- Jim Scott, Bowling Green
- Wes Strader, Bowling Green
- Yvonne Turner, Bowling Green
- Kevin Warner, Bowling Green
(*Asst. Dir. of Develop. for Univ. Athletics*)
- John Wingfield, Louisville

The HAF Staff

- Lewis Mills,
Director of Development for Univ. Athletics
- Kevin Warner,
Asst. Dir. of Development for Univ. Athletics
- Jo Rogers, Accounts Specialist
- Chris Lagermann, Secretary

The Hilltopper Radio Network

The Hilltopper Radio Network was awarded the exclusive radio rights to Western Kentucky University football and men's basketball broadcasts in 1982. That contract, the first of its kind in the history of WKU athletics, went into effect at the beginning of the 1982-83 basketball season and continued through the 1984-85 school year. Then, the contract was renewed for a three-year period (through 1987-88) and also included right for women's basketball and selected baseball games. The Network is now in its sixth exclusive rights contract with the University.

A partnership of area businessmen Hank Brosche and Wes Strader, the Hilltopper Network will originate over radio station WBLG-FM in

Bowling Green.

At press time, the Network for the 1994 football season was expected to include the following cities and affiliates:

- Franklin - WFKN-AM (1220)
- Glasgow - WCLU-AM (1490)
- Henderson - WSON-AM (860)
- Morgantown - WLBQ-AM (1570)
- Russellville - WRUS-AM (610)

Strader, a veteran of 30 years of play-by-play experience at Hilltopper athletic events, will continue to call the action, assisted by Todd Hamilton and Bob White.





Smith Stadium/Feix Field



The 1994 season will be Western's 27th in L.T. Smith Stadium, one of the most beautiful and efficient football facilities to be found on any college campus. The Academic-Athletic Building No. 2 and L.T. Smith Stadium/Jimmy Feix Field is a vital part of Western Kentucky University's athletics complex.

Smith Stadium entered a new era in its storied history on Sept. 19, 1987, when the Hilltoppers hosted Murray State in the first-ever night game in the facility, a 21-17 WKU victory. The new lighting system, costing more than \$100,000, went into use that night after a successful fund-raising campaign conducted by the Hilltopper Athletic Foundation that summer resulted in the private funding needed to light the stadium.

The stadium and its accompanying facilities sit in the midst of the WKU athletics complex, which also includes the Academic-Athletic Building No. 1 and its 11,300-seat E.A. Diddle Arena; an all-weather track; a lighted practice field, facilities for intramurals and physical education activities; lighted tennis courts; and Nick Denes Field, the home of the baseball Hilltoppers. All are located in an area of the campus between Russellville Road and University Boulevard.

This gives Western both a coordinated series of athletic facilities and modern, well-equipped teaching areas for the Department of Physical Education and Recreation.

In addition to the stadium, the Academic-Athletic Building No. 2 contains classrooms, faculty offices and complete lockerroom, weight training and sports medicine facilities for football and other sports.

The stadium is named for the late L.T. Smith, who came to Western in 1920 to establish the industrial arts curriculum. He headed that department until 1957 when he took over as Physical Plant Administrator. In 1963 he was named Coordinator of New Construction, a post he held until he retired in 1965.

In addition to his other duties, Smith coached Western football in 1920 and 1921 and the basketball team in 1921-22. He was instrumental in bringing Coach E.A. Diddle, a member of the Naismith and Helms Foundation Basketball Halls of Fame, to Western to take over the athletic coaching duties in 1922.

Smith, a member of the Ohio Valley Conference Hall of Fame, also served as chairman of the school's Athletic Committee almost continuously from the time he helped form it in 1922 until he retired.

And, the Smith Stadium field was named in honor of Jimmy Feix at the beginning of the 1991 football season.

Feix was Western's first gridiron All-American as a quarterback in 1952. Then, after a pro football career cut short before it started due to injury, and a four-year stint in the military, Feix returned to Western as an assistant football coach in 1957. He took over the head coaching duties in 1968 and went on to lead Hilltopper football to some of its greatest seasons ever, concluding his illustrious 16-year stint as head coach with a school record 106 wins. He then spent two years in the Office of Alumni Affairs before returning to Hilltopper sports as Director of Athletics in 1986. He retired in 1991 and now resides in Bowling Green.

The stadium had an original seating capacity of 19,250. However, adjustments to provide a section of more comfortable seating in the upper deck and the elimination of ground level seating in 1989 reduced the size of the stadium to its current 17,500 seats.

Smith Stadium has hosted a variety of activities through the years, including NCAA playoffs, Kentucky high school championship playoffs, state band festivals, concerts and University commencement exercises.

Smith Stadium/Feix Field



26 Years in Smith Stadium

Season	Overall Record	Home Record	Points WKU-Opp	Attendance	Average	15,000+ Crowds	Top Crowd (Opponent / Results)
1968	7-2-1	3-1-1	141-32	55,119	11,024	1	20,428 (Eastern Kentucky / L 16-7)
1969	6-3-1	3-1-1	139-39	52,219	10,444	1	18,516 (Tennessee Tech / W 42-0)
1970	8-1-1	4-1-0	119-39	64,754	12,951	2	19,250 (Eastern Michigan / W 45-6)
1971	8-2-0	5-0-0	142-42	85,333	17,067	5	19,926 (Tennessee Tech / W 15-7)
1972	7-3-0	3-2-0	96-41	73,500	14,700	3	20,000 (Middle Tennessee / L 21-17)
1973	12-1-0	6-0-0	207-57	91,050	15,175	2	19,250 (Morehead State / W 34-7)
							19,250 (Murray State / W 32-27)
							20,000 (Dayton / W 32-15)
1974	7-3-0	5-0-0	185-56	78,800	15,760	2	20,100 (Morehead State / W 14-10)
1975	11-2-0	5-0-0	94-31	74,100	14,820	3	20,000 (Middle Tennessee / W 38-7)
1976	4-5-1	3-1-1	86-59	79,250	15,850	3	19,750 (Morehead State / T 20-20)
1977	1-8-1	1-3-1	89-112	71,950	14,390	2	19,500 (Middle Tennessee / W 54-0)
1978	8-2-0	3-2-0	124-97	82,900	16,580	4	19,800 (Morehead State / L 3-0)
1979	5-5-0	2-3-0	124-119	77,100	15,420	2	20,100 (Middle Tennessee / W 30-15)
1980	9-1-0	5-0-0	145-74	80,800	16,160	3	17,000 (Morehead State / W 19-15)
1981	6-5-0	2-3-0	96-119	60,000	12,000	1	18,000 (Eastern Kentucky / L 35-21)
1982	5-5-0	3-2-0	108-98	56,500	11,300	1	14,500 (Morehead State / W 38-7)
1983	2-8-1	2-3-0	79-75	45,900	9,180	0	16,500 (Middle Tennessee / L 45-24)
1984	2-9-0	1-4-0	101-132	58,500	11,700	1	17,600 (Tennessee State / W 22-17)
1985	4-7-0	3-2-0	120-103	47,600	9,520	1	13,000 (Georgia Southern / L 49-32)
1986	4-6-1	3-3-0	157-123	46,300	7,717	0	19,250 (Murray State / W 21-17)
1987	7-4-0	4-1-0	124-90	63,250	12,650	2	18,200 (UT-Chattanooga / W 31-29)
1988	9-4-0	5-0-0	150-62	56,400	11,280	2	18,000 (Tennessee Tech / W 61-14)
1989	6-5-0	4-1-0	190-73	49,900	9,980	1	18,000 (Eastern Kentucky / L 35-12)
1990	2-8-0	1-4-0	93-112	54,700	10,940	1	12,222 (Murray State / W 14-0)
1991	3-8-0	3-3-0	155-158	46,802	7,800	0	14,101 (Eastern Kentucky / L 21-7)
1992	4-6-0	3-1-0	132-110	39,884	9,971	0	8,800 (Jacksonville State / W 12-7)
1993	8-3-0	5-0-0	125-57	28,390	5,678	0	20,428 (Eastern Ky. / L 16-7)
26 Years	155-116-7	87-41-4	3,321-2,110	1,621,001	12,280	43	
	(57.0%)	(67.4%)	(+1,211 / +9.2 ppg)				

Smith Stadium's Largest Crowds

Attendance	Opponent	Date	W-L	Score
1968-89 (capacity - 19,250)				
1. 20,428	Eastern Kentucky	Oct. 26, 1968	L	7-16
2. 20,100	Morehead State	Nov. 1, 1975	W	14-10
20,100	Middle Tennessee	Nov. 8, 1980	W	30-15
4. 20,000	Middle Tennessee	Nov. 4, 1972	L	17-21
20,000	Dayton	Oct. 12, 1974	W	32-15
20,000	Middle Tennessee	Nov. 15, 1976	W	38-7
7. 19,926	Tennessee Tech	Oct. 16, 1971	W	15-7
8. 19,800	Morehead State	Oct. 27, 1979	L	0-3
9. 19,750	Morehead State	Oct. 29, 1977	T	20-20
10. 19,700	Eastern Kentucky	Oct. 25, 1980	W	13-10
11. 19,500	Middle Tennessee	Nov. 4, 1978	W	54-0
12. 19,250	Eastern Michigan	Oct. 10, 1970	W	45-6
19,250	Morehead State	Oct. 27, 1973	W	34-7
19,250	Murray State	Nov. 17, 1973	W	32-27
19,250	Murray State	Sept. 19, 1987	W	21-17
1990- (capacity - 17,500)				
1. 18,000	Eastern Kentucky	Sept. 29, 1990	L	12-35

WKU Series Records in Smith Stadium

Akron	1-3-1	Evansville	1-0-0	Northern Iowa	0-1-1
Alabama at Birmingham	1-0-0	Gardner-Webb	1-1-0	Northern Michigan	1-0-0
Appalachian State	0-2-0	Georgia Southern	0-1-0	Southeastern Louisiana	0-1-0
Austin Peay	10-0-0	Illinois State	3-0-0	Southern Illinois	1-0-0
Boston University	1-0-0	Indiana State	1-1-1	Southwest Missouri	1-1-0
Butler	3-0-0	Jacksonville State	1-0-0	UT-Chattanooga	1-4-0
Central Florida	1-1-0	Kentucky State	1-0-0	Tennessee State	1-0-0
C.W. Post	1-0-0	Lamar	0-1-0	Tennessee Tech	7-2-0
Dayton	1-0-0	Lehigh	1-0-0	Troy State	0-1-1
Delaware	0-1-0	Livingston (Ala.)	1-1-0	Western Carolina	1-0-0
Eastern Illinois	3-3-0	Middle Tennessee	7-5-0	Western Illinois	1-0-0
Eastern Kentucky	9-4-0	Morehead State	8-1-1	Wittenberg	1-0-0
Eastern Michigan	1-0-0	Murray State	8-4-0	Youngstown State	2-1-0
East Tennessee	4-1-0	North Carolina A&T	1-0-0		

Note: 1994 home opponents in boldface type.



Media Information

The home of the Hilltoppers, L.T. Smith Stadium, is topped by a press box designed to meet the needs of members of the media who staff Topper football. The press box staff will supply programs, flip cards, pre-game notes and complete statistical information. Sandwiches and soft drinks are also available.

Press Box Coverage:

Admission to the press box will be granted only to authorized persons with WKU press box tickets, which must be reserved in advance with Sports Information Director Paul Just (*no other press passes of any kind will be honored*). Each ticket will entitle the authorized bearer to the full courtesies and complete services of the press box. Press box tickets are non-transferable. Spouses, dates and non-workers are not permitted in the media working areas.

Photo Coverage:

Photographers requiring press box space will need a press box ticket. Sideline passes will be issued to authorized personnel and must be displayed at all times. *No free-lance photographers will be admitted to the sidelines or to the press box.* A sidelines pass will admit the bearer to the press box for programs, statistics, refreshments, etc.

Radio Coverage:

Radio broadcast permission must be obtained in advance, along with press box reservations, from SID Paul Just. Western maintains a courtesy line for use by schools who can provide reciprocal

arrangements for the Hilltopper Radio Network. Clearance for use of the line can be obtained from Paul Just. Other arrangements for installation of broadcast lines should be made well in advance with South Central Bell Telephone Company (502-339-2141 collect).

Picking Up Credentials:

No press box or sideline passes will be mailed. Credentials may be picked up at the Press-Will Call (*Reservations*) window (Gate 1) at the stadium. The window will open 90 minutes before kickoff.

Parking:

Media parking is available on limited basis. Reservations must be made in advance with SID Paul Just.

Post-Game Interviews:

The Western lockerroom (located under the southeast end of the stadium near the coaches' offices) will be opened approximately 10-15 minutes after the game. Coach Harbaugh is routinely available before and after his post-game radio show, which is done via cordless microphone from the track area near the Hilltopper lockerroom. (*Note: the visitors' dressing room is located under the northwest end of the stadium.*)

FAX-Telephones:

Western will have one FAX machine and several telephones (*for third party, collect or credit card cards calls only*) in the press box for your convenience.

For Information on all WKU sports, contact:

Paul Just
Sports Information Director
E.A. Diddle Arena
Western Kentucky University
Bowling Green, Kentucky 42101
Phone: Office - (502) 745-4298
FAX - (502) 745-3444
Home - (502) 781-4852
Associate SID: Dan Wallenberg
Home - (502) 793-9931

The Press Box Staff

Sports Information
Paul Just, Dan Wallenberg
Public Address
Rick Dubose, announcer
Dr. Biff Kummer, assistant
Roy Brassfield, assistant
Scoreboard
Dr. Ed Hanes
Barry Carson
Statistics
Andy Adams, spotter
Bob Adams, computer operator
Butch Barnard, scorebook
Gary Browning, defense
Sally Krauss
Joe Uveges, official scorer
Jeff Younglove, stat coordinator

The Western Kentucky University Athletic Hall of Fame

1991 (Inaugural Class)

E.A. Diddle (Coach), 1922-64
Jimmy Feix (Football), 1949-52
Dee Gibson (Basketball/Tennis), 1942-43 & '47-48
Clem Haskins (Basketball), 1965-67
Adele Gleaves (Haswell) (Gymnastics), 1965-67
Jim McDaniels (Basketball), 1969-71
John Oldham (Basketball), 1943 & '47-49
Bobby Rascoe (Basketball), 1960-62
Max Reed (Basketball/Football), 1934-37
Nick Rose (Track/Cross-Country), 1972-76

Brenda Chapman (Strickler) (Basketball/Tennis), 1974-78
Nick Denes (Football/Baseball Coach), 1957-67
Harry "Pap" Glenn (Baseball/Basketball/Football), 1923-26
Ted Hornback (Assistant Basketball/Tennis Coach), 1938-76
Virgil Livers (Football/Track), 1971-74
Tom Marshall (Basketball), 1950-54
Tony Staynings (Track/Cross-Country), 1973-77

Dale Lindsey (Football), 1963-64
Don "Duck" Ray (Basketball, Tennis, Track, Golf), 1942-43 & '47-48
Odie Spears (Basketball/Baseball), 1942-43 & '47-48
Jesse Stuart (Track), 1973-75
Carlyle Towery (Basketball), 1939-41

1992

Lawrence Brame (Football), 1967-70
Jim Burt (Football/Baseball), 1961-64
Clarence Caple (Football), 1935-37

1993

Darel Carrier (Basketball), 1962-64
Jack Clayton (Football Coach), 1948-56
Frank Griffin (Assistant Football/Golf Coach), 1947-78
Henry Jackson (Track), 1967-70

1994

Eagle "Buddy" Keys (Football/Baseball), 1942, 46-48
William "Red" McCrocklin (Basketball), 1936-38
Dickie Moore (Football), 1965-68
Dr. Burch Oglesby (Track & Cross-Country Coach), 1967-71
Kenny Perry (Golf), 1979-82
Hugh Poland (Football/Basketball/Baseball), 1931-34


WKU Athlete-of-the-Year Award Winners

1972-73 - Jack Glasser, Baseball
1973-74 - Mike McCoy, Football
Rick Yeloushan, Swimming
1974-75 - Virgil Livers, Football
1975-76 - Nick Rose, Track/Cross-Country
1976-77 - David Carter, Football
1977-78 - Chip Carpenter, Football
1978-79 - Donald Douglas, Track
1979-80 - Chuck DeLacey, Football
Barbara Ann Shields, Gymnastics
1980-81 - Alicia Polson, Basketball
Pete Walters, Football

1981-82 - Barry Bumm, Football
Jane Lockin, Basketball
Craig McCormick, Basketball
1982-83 - Bobby Peck, Swimming
1983-84 - Dianne Depp, Basketball
Ashley Johnson, Track/Cross-Country
1984-85 - Steve Crocker, Swimming
Camille Forrester, Track/Cross-Country
1985-86 - Mark Fatkin, Football
Kami Thomas, Basketball
1986-87 - Clemette Haskins, Basketball
Mecit Koydemir, Soccer
1987-88 - Traci Patton, Basketball
Dan Powell, Swimming

1988-89 - Brett McNeal, Basketball
Dedre Nelson, Volleyball
1989-90 - Tandraia Green, Basketball
Roland Shelton, Basketball
1990-91 - Joe Lightfoot, Basketball
Mary Taylor, Basketball
1991-92 - Chris Hutchinson, Soccer
Kim Pehlke, Basketball
1992-93 - Mark Bell, Basketball
Michelle Murphy, Track/Cross-Country
1993-94 - Debbie Houk, Basketball
Eddie O'Carroll, Track/Cross-Country

The Hilltopper Coaching Staff





Head Coach Jack Harbaugh



Jack Harbaugh took over the head coaching reins at Western in February, 1989, after two seasons as the assistant head coach at the University of Pittsburgh. He promptly led his first Hilltopper team to a 6-5-0 mark against one of the toughest schedules in all of I-AA football.

That 1989 Topper team narrowly missed a berth in the NCAA playoffs and five of ten I-AA teams WKU faced got into the playoff field.

Two of his charges in his first year at Western were drafted by NFL teams — strong safety Jerome Martin (Green Bay in the 10th round) and defensive lineman Webbie Burnett (New Orleans in the 11th). And, three other '89 Toppers signed with the pros as free agents — receiver Anthony Green (Cincinnati), defensive end Xavier Jordan (Seattle) and free safety Jonathan Watts (Seattle).

But, his most successful Hilltopper team to date was last year's 8-3-0 outfit that led the nation's I-AA football schools in team rushing (averaging a Western record 300.1 yards per game on the ground) and finished the year ranked 19th in The Sports Network's I-AA poll. A balanced team with punch on both sides of the line, the '93 Toppers were 18th in the land in total defense and 23rd in total offense. Still, a berth in the I-AA playoffs eluded Western. Harbaugh's 1990 and '91 Hilltoppers fell on hard times against two of the toughest schedules in the I-AA game, dropping to 2-8-0 and 3-8-0. However, defensive specialist Eddie Godfrey drew considerable attention from the pro scouts and signed with Tampa Bay in the NFL in 1991 and tight end Milton Biggins was drafted by the Miami Dolphins.

Things took a turn for the better in 1992 as the Topper option offense matured and developed into the nation's number two rushing unit. That team rallied to win three of its last five contests to finish 4-6-0.

The 55-year-old Harbaugh (HAR-baw), a veteran of 32 years in the coaching ranks, 27 of those at the college level, previously spent five seasons as head coach at Western Michigan. And, he has served as an assistant at Pitt, Michigan, Iowa, Stanford, Bowling Green State and Morehead State.

In his first year at Pitt (1987), he helped guide the Panthers to an 8-4-0 mark and an appearance in the Bluebonnet Bowl. One of his proteges that fall, All-America linebacker Zeke Gadsen, was a finalist for the Butkus Award and was drafted by the Buffalo Bills of the NFL and later played in the Canadian Football League. Pitt was 14-9-0 in his two years there.

Harbaugh was head coach at Western Michigan from 1982 through 1986. His best season with the Broncos was '82 when he guided his charges to a 7-2-2 mark and second place in the Mid-American Conference. Overall, his five teams there were 25-27-3.

Prior to that stint at WMU, he put in two seasons as defensive coordinator at Stanford.

Harbaugh served as defensive backfield coach for Bo Schembechler at Michigan for seven years (1973-79) and was a part of Wolverine teams that won five Big Ten championships (1973, 1976, 1977, 1978 and 1979). Those teams played in the 1976 Orange Bowl and made three trips to the Rose Bowl ('77, '78 and '79). The seven Michigan teams he worked with were an overall 66-13-3 (.823).

A number of his defensive backs at Michigan went on to enjoy successful careers in professional football. Among those are: David Brown, an All-America free safety (Green Bay); Michael Hardin, another free safety (Denver); Dwight Hicks, also a free safety, who played for San Francisco and was in the 1982 Super Bowl with the 49'ers; and Keith Bostic, a strong safety (Houston) and Pro Bowl athlete.

Harbaugh coached the defensive backs at Iowa in 1971 and 1972 and among his proteges there was safety Craig Clemmons, a first round draft choice of the Chicago Bears in 1972.

Harbaugh put in four seasons (1968-71) as an aide in the defensive backfield on Coach Don Nehlen's staff at his alma mater, Bowling Green State. Nehlen,

1994 WKU Football Coaching Staff

Head Coach

Jack Harbaugh (Bowling Green State '61)

Assistant Coaches

Rick Denstorff (WKU '86), *Offensive Coordinator (Line)*

Don Yarano (Kentucky '87), *Linebackers*

Lee Murray (WKU '63), *Running Backs*

Danny Crossman (Pittsburgh '90),

Defensive Backs

Terry Price (Texas A&M '92), *Defensive Line*

Mike Settles (Eastern Illinois '92),

Defensive Ends

Virgil Livers (WKU '75), *Receivers*

Patrick Lyons (Ohio State '94), *Defense*

Student Assistant Coaches

Milton Biggins, *Receivers*

Bubba Montgomery, *Tight Ends*

now at West Virginia, was the American Football Coaches Association's 1988 College Coach-of-the-Year after guiding the Mountaineers to an 11-1-0 mark.

His first assignment in the college ranks was at Morehead State, where he spent the 1967 season. He made his first visit to the WKU campus that fall when the Eagles were the guests for the Toppers' Homecoming game — a 30-19 Western victory.

Prior to getting into the college game, Harbaugh spent a year (1966) as head coach at Xenia (Ohio) High School where his team won eight of nine games and took championship honors in the Western Ohio League. He was named conference Coach-of-the-Year.

He was also head coach at Eaton (Ohio) High (1964-65) and he was an aide at Perryburg (Ohio) High for two years (1962-63). He began his coaching career as basketball and track coach at Canton (Ohio) Elementary in 1961.

A native of Crestline, Ohio, he is a graduate of Crestline High (1957) where he was a four-year letterman and an All-State quarterback as a senior. CHS won conference championships in both his junior and senior seasons. And, he also lettered twice in basketball and four times in baseball, where he was an All-State shortstop.

He played college football at Bowling Green State, lettering three times as a defensive back and quarterback. BGSU went 24-3-2 in his three varsity seasons and the Falcons were small college national champs (9-0-0) his junior year. He was an All-Mid-America Conference selection at free safety as a senior. He also lettered twice in baseball. In 1961, he was drafted by the Buffalo Bills of the American Football League.

Harbaugh holds a Bachelor of Science degree (1961) in physical education and a Master of Education in Health and Physical Education (1964) from Bowling Green State.

He and his wife, Jackie, also a Bowling Green alumnus, have three children, John, an assistant football coach at the University of Cincinnati; Jim, a quarterback with the Indianapolis Colts of the NFL; and Joani, an elementary teacher who is married to former Western basketball Assistant Coach Tom Crean, now on the staff at Pittsburgh.

The Harbaugh File

Born — 6/28/39; Crestline, Ohio
High School — Crestline '57
H.S. Athletics — Football, quarterback, 4 letters (All-State as a senior); Baseball, shortstop, 4 letters (All-State as a senior); Basketball, forward, 2 letters
College — Bowling Green State '61 (BS); '64 (ME)
College Athletics — Football, QB/DB (All-Conference as a senior); Baseball, SS, 2 letters
Professional Athletics — Football, Buffalo Bills (draftee), 1961
Coaching Experience — Canton (Ohio) Elementary, basketball, track (1961-62); Perryburg (Ohio) High School, assistant football (1962-63); Eaton (Ohio) High School, head football (1964-65); Xenia (Ohio) High School, head football (1966); Morehead State, assistant football (1967); Bowling Green State, assistant football (1968-70); Iowa, assistant football (1971-72); Michigan, assistant football (1973-79); Stanford, assistant football (1980-81); Western Michigan, head football (1982-86); Pittsburgh, assistant head football (1987-88); Western Kentucky, head football (1989-)
Wife — Jackie (Cipiti)
Children — two sons, John (31), an assistant football coach at Cincinnati, and Jim (30), a quarterback with the Indianapolis Colts; and one daughter, Joani (26), an elementary school teacher.

The Assistant Coaches



Rick Denstorff

Offensive Coordinator & Line Coach



Rick Denstorff returned to his alma mater in 1989 to join Jack Harbaugh's staff at WKU and he has directed the Hilltopper offensive line all of his five seasons at Western. His linemen have played key roles in the development of the Topper option game that has placed Western first (1993) and second ('92) in the nation in rushing offense.

He came back to the Hill from Indiana (Pa.) University, where he helped lead the Indians to an 8-3-0 record and a berth in the Division III national championship playoffs. His defensive line there ranked second in the nation against the rush and third in the country in overall defense.

Prior to going to IUP, he spent two seasons (1986-87) as a graduate assistant coach at Pittsburgh, where he worked with Coach Harbaugh during the '87 campaign. The 1987 Pitt eleven played in the last Bluebonnet Bowl.

A three-year starter (1983-85) with the Hilltoppers (at offensive guard and center), he captained the '85 Toppers and was the recipient of WKU's coveted Al Almond Memorial Award as a senior. He earned four letters at WKU.

Denstorff has been associated with the last three Hilltopper head coaches. He signed with Western in 1982 and played his first two seasons for former Coach Jimmy Feix. Then, after Feix' retirement in 1983, Denstorff toiled in the offensive line for Coach Dave Roberts. Now, he's on the sidelines as an assistant for Jack Harbaugh.

He was a three-sport letterman at South Spencer High School in Rockport, Ind., earning All-State honors twice ('80-81) in football as a linebacker and offensive lineman and once ('81) as a catcher in baseball. He also earned two letters in basketball.

A 1982 South Spencer graduate, he played his prep football for his father, Jerry, one of Indiana's most respected high school grid coaches and the 1988 Southern Indiana Coach-of-the-Year.

Denstorff holds a bachelor's degree in physical education from Western (1986).

The Denstorff File

Born — Nov. 26, 1965; Bedford, Ind.
High School — South Spencer (Rockport, Ind.) '82
H.S. Athletics — football, linebacker-offensive lineman, 3 letters (All-State); baseball, catcher, 3 letters (All-State); basketball, forward, 2 letters
College — Western Kentucky '86 (BS)
College Athletics — football, center-guard, 4 letters
Coaching Experience — Pittsburgh, grad. assistant (1986-87); Indiana (Pa.), assistant (1988); Western Kentucky, assistant (1989-)

Don Yarano

Linebackers



Don Yarano joined the Hilltopper coaching staff in 1990 after spending the previous two seasons as a graduate assistant at Kentucky.

He worked with the Wildcat linebackers in 1988 and helped out with the defensive secondary in '89. Yarano directed the Topper offensive backs his first two years on the Hill (1990 & 91) and he has worked with the Western linebackers the past two seasons.

Yarano also played his college football at Kentucky, where he lettered four times as a linebacker. He took over as a starter midway in his junior season and after completing his eligibility, earned a tryout with the Indianapolis Colts of the National Football League.

A native of Cleveland, Ohio, he was a three-sport letterman at Zanesville (Ohio) High School. On the gridiron he was twice named All-Conference and, as a senior in 1981, he was his conference's Lineman-of-the-Year. In addition, he was named an Ohio All-Stater as both a tight end and defensive end following his final prep campaign.

He was also an All-Conference forward in basketball and earned a berth in the annual Ohio North-South All-Star Game. And, he threw the shot put and discus for his prep track team. He earned All-State honors with a 175-foot heave in the discus. He earned a bachelor's degree in education from Kentucky in 1987.

From a football family, his older brother, Dan, was an offensive tackle at the University of Michigan ('81-84).

The Yarano File

Born — May 21, 1964; Cleveland, Ohio
High School — Zanesville (Ohio) '82
H.S. Athletics — football, tight end-defensive end, 3 letters (All-State, All-Conference, Conference Lineman-of-the-Year); basketball, forward, 2 letters (All-Conference); track, weights, 3 letters (All-State)
College — Kentucky '87 (BA)
College Athletics — football, linebacker, 4 letters
Coaching Experience — Kentucky, grad. assistant (1988-89); Western Kentucky, assistant (1990-)

The Student Assistant Coaches



Milton Biggins



Bubba Montgomery

Lee Murray

Running Backs



Lee Murray returned to the Hill to join Coach Harbaugh's staff in 1992. Since then, he has been a vital cog in the development of the Hilltopper option offense.

Murray originally joined the WKU staff in 1969 after three years as head coach at Louisville Shawnee High School. He spent his first two years at Western working with the Topper receivers. Then, he crossed the line to serve as defensive coordinator and secondary coach, a position he held until he retired from the coaching ranks after the 1977 season. His '71 defensive unit led the nation in pass defense.

The first nine Hilltopper teams he worked ('69-77) with were 64-28-4 (68.8 percent), won four Ohio Valley Conference championships (1970, 1971, 1973 and 1975) and twice advanced to the NCAA Division II national championship game, finishing as the runner-up both times.

Among his stars were All-America defensive backs Virgil Livers (1974), who enjoyed a fine career (1975-81) with Chicago of the NFL, and Mike McCoy (1973), a Houston Oilers draftee. He also coached Jay Davis, the most productive receiver in WKU history, in '69 and '70.

After leaving coaching, Murray remained at Western as supervisor of the Downing University Center until retiring in 1991. He also spent several years as the WKU football analyst on the Hilltopper Radio Network.

As a student at Western, Murray was a standout end on the 1961 and '62 Hilltopper teams that won 11 of 17 games (64.7%). He was named the team's MVP both years and he captained the '62 Topper eleven, earning the team's Outstanding Defensive Player Award.

A native of Russellville, Ala., he has two daughters, Lee Anne, a former WKU tennis player and now an attorney in Nashville; and Susan, a veterinary medicine student at Auburn.

The Murray File

Born — Sept. 29, 1940; Russellville, Ala.
High School — Russellville '58
H.S. Athletics — football, end, 3 letters (All-Conference); basketball, guard, 3 letters; baseball, catcher, 3 letters
Junior College — Itawamba (Miss.) '61
JuCo Athletics — football, end, 2 letters
College — Western Kentucky '63 (BS); '64 (MA)
College Athletics — football, end, 2 letters (team MVP, captain '62)
Coaching Experience — Western Kentucky, grad. assistant (1963); Louisville (Ky.) Shawnee H.S., assistant football (1964-65), head football (1966-68); Western Kentucky, assistant (1969-77; 1992-)
Children — two daughters, Lee Ann (27), a Nashville attorney, and Susan (21), a veterinary student at Auburn



The Assistant Coaches

Danny Crossman

Defensive Backs

Danny Crossman joined the WKU staff last spring after spending the 1993 season as an assistant at the U.S. Coast Guard Academy. That was Crossman's first coaching assignment after three years in professional football.



He captained the London Monarchs of the World League in 1991 and '92, earning All-League and World Bowl MVP honors (with three interceptions) in '91, leading the Monarchs to the league title. Among his teammates were former WKU standouts David Smith (RB '87) and Russell Foster (LB '87-89).

Crossman signed as a free agent with the Washington Redskins in 1990. He made the squad, but was put on injured reserve after just three games. He was on injured reserve with the Detroit Lions in '91 and '92.

He began his college career at Kansas, where he was a *Sporting News* freshman All-America cornerback in 1985. Then, he elected to follow KU Head Coach Mike Gottfried to Pittsburgh, where he played his last three collegiate campaigns. At Pitt, he was a backup defender in 1987, before moving to offense, where he started at fullback as a junior in 1988. Then, he moved back to defense to start as the Panthers' strong safety in 1989.

While at Pitt, he captained the team as a senior (1989), earning second-team All-America laurels as well as being All-East and his team's MVP. That team played in the Japan Bowl.

The 27-year-old Crossman, a native of El Paso, Texas, played his prep football at Roberts High in Pottstown, Pa. He was an All-League pick at four different positions (offense, defense, punter and kicker). And, as a senior, he was the Philadelphia Area Co-Player-of-the-Year as well as All-State and All-America.

The Crossman File

Born – January 17, 1967; El Paso, Texas
High School – Roberts (Pottstown, Pa.) '85
H.S. Athletics – football, free safety/wingback/kicker, 3 letters, All-America, All-State, Philadelphia Area Co-Player-of-the-Year; baseball, outfield, 3 letters, All-State
College – Pittsburgh '90 (BA)
College Athletics – football, strong safety/running back, 4 letters, All-America, All-East, team captain
Pro Experience – Washington Redskins (NFL), 1990; Detroit Lions (NFL), 1991-92; London Monarchs (WFL), 1991-92
Coaching Experience – U.S. Coast Guard Academy, assistant football (1993); Western Kentucky, assistant football (1994-)

Terry Price

Defensive Line

Terry Price joined the Western staff this summer, coming to the Hill from his alma mater, Texas A&M, where he was a graduate assistant coach.



An All-Conference defensive end as a senior in 1989, he was the 10th round draft choice of the Chicago Bears of the NFL in 1990. After a year there, he played one season with Miami. He then returned to A&M and completed his degree in sociology in 1992.

Price lettered four years at A&M, starting the last three of those. The Aggie teams he played on won 34 of 48 games (70.8%) and appeared in three post-season bowl games – the Cotton Bowl (a 28-12 loss to Ohio State in 1987 and a 35-10 win over Notre Dame in 1988) and the Sun Bowl (a 31-28 loss to Pitt in 1990). A&M won Southwest Conference championships both his freshman (1986) and sophomore seasons (1987).

He started at defensive end both his junior and senior years at Plano (Texas) Senior High, where he helped his teams to 8-2-0 and 10-2-0 records, earning prep All-America and All-State honors along the way. He also earned All-America status with his high school's track team, winning the state championship in the shot put as a senior.

The Price File

Born – April 5, 1968; Atlanta, Ga.
High School – Plano (Texas) Senior '86
H.S. Athletics – football, def. end, 2 letters (All-America, All-State); track, shot put, 2 letters (state champ, All-America, All-State)
College – Texas A&M '92 (BS)
College Athletics – football, def. end, 4 letters (All-SWC)
Pro Experience – Chicago Bears (NFL), 1990; Miami Dolphins (NFL), 1991
Coaching Experience – Texas A&M, grad. assistant coach (1994); Western Kentucky, assistant (1994-)

Mike Settles

Outside Linebackers

Mike Settles joined the WKU staff as a graduate assistant coach in 1992 and completed his master's degree in Arts in Education the following summer.



Settles, who works with the Topper defensive ends, graduated from Eastern Illinois in 1992. He lettered two seasons at inside linebacker for EIU's Panthers and captained the 1991 Eastern eleven.

He recorded his career-high tackle total in action against WKU back in 1990, accounting for 20 stops in the Panthers' 28-6 triumph over the Hilltoppers at Charleston.

He transferred to EIU after beginning his collegiate career at Division III Aurora (Ill.) University.

A 24-year-old native of Lombard, Ill., he played his prep football at Willowbrook High School in Villa Park, Ill., where he graduated in 1987. He lettered in both football (twice as a defensive lineman) and track (once in the shot put and discus) at WHS.

The Settles File

Born – Nov. 5, 1969; Lombard, Ill.
High School – Willowbrook (Villa Park, Ill.) '87
H.S. Athletics – football, linebacker-defensive end, 2 letters (team captain); baseball, catcher, 1 letter; track, weights, 1 letter
College – Eastern Illinois '92 (BA); Western Kentucky '93 (MA)
College Athletics – football, linebacker, 2 letters (captain)
Coaching Experience – Western Kentucky, grad. assistant (1992); Western Kentucky, assistant (1993-)

Virgil Livers

Receivers

Virgil Livers returned to the Hill this fall to work with the WKU receiving corps.

He first came to the Hill as a walk-on in 1970, earned a scholarship, developed into an All-Conference and All-America athlete and then went on to an eight-year career in professional football, six of those as a mainstay in the defensive backfield of the Chicago Bears.

Livers was named to the All-Time Ohio Valley Conference Team in 1988 and, 20 seasons after finishing his career on the Hill, he still holds four WKU punt records.


The four WKU teams he lettered on went 34-9 (79.1%) and won OVC championships in 1971 and '73. He remains one of only two Topper defensive players ever to lead his team in all-purpose running (720 yards in 1974). He was also an standout sprinter on the track team.

He put in five years as an assistant coach at Warren Central High in Bowling Green and then moved across town as head coach at the new Greenwood High School in 1990. He continues to teach and coach the track program at GHS.

He is married to the former Linda Alexander and they have two children, Alex (15) and Sacha (10).

The Livers File

Born – March 26, 1952; Bardstow, Ky.
High School – Nelson County '70
H.S. Athletics – football, TB, 1 letter; basketball, guard, 3 letters; baseball, OF, 1 letter; track, sprints, 4 letters
College – WKU '75 (BS); Roosevelt University '83 (MA)
College Athletics – football, DB, 4 letters (All-America)
Pro Experience – Chicago Bears (NFL), 1975-81; Chicago Blitz (USFL), 1982-84
Coaching Experience – Warren Central H.S., head track, assistant football (1985-90); Greenwood H.S., head football (1990-93), head track (1991-); Western Kentucky, assistant (1994-)
Wife – Linda (Alexander); **Children** – one son, Alexander (15); one daughter, Sacha (10).



The 1994 Hilltoppers





1994 Hilltopper Rosters

Alphabetical

No.	Name	Ht.	Wt.	Cl.	Pos.	Hometown (High School / Junior College)
59	Eric Adams *	6-0	236	So.	C	Louisville, Ky. (Trinity '93)
22	K.C. Armstrong	5-11	170	So.	QB	Port Jefferson, N.Y. (Port Jefferson '93)
57	Andy Baird	5-11	207	So.	SS	Hendersonville, Tenn. (Goodpasture '92)
85	Willie Ballard	5-9	240	So.	DT	Bardstown, Ky. (Bardstown)
48	Stephon Benford **	6-1	235	Sr.	DE	Louisville, Ky. (Pleasure Ridge Park '91)
40	Sheldon Benoit **	6-1	230	SR.	LB	Toronto, Ontario (MacDonald '91)
37	Corey Binford **	5-11	193	Sr.	CB	Louisville, Ky. (Butler '91)
61	Brian Bixler *	6-3	250	Jr.	C	Delaware, Ohio (Hayes '92)
14	Rick Boeckmann **	6-1	212	SR.	P	Louisville, Ky. (Trinity '91)
58	Steve Brock *	6-1	249	Jr.	DT	Franklin, Tenn. (Battle Ground Academy '92)
68	Eric Bronson *	6-3	250	Jr.	OG	Mentor, Ohio (Lake Catholic '92)
15	Jeff Butcher	5-6	175	So.	PK	Rockport, Ind. (South Spencer '93)
13	Erin Chappell	6-1	165	Jr.	WR	Cincinnati, Ohio (Colerain '92)
20	Tim Comstock **	6-0	199	Sr.	SS	Louisville, Ky. (Fairdale '91)
79	Billy Cooper	6-5	315	Jr.	OT	Memphis, Tenn. (Hamilton '92)
78	Mike Copeland **	6-2	295	SR.	OT	Evansville, Ind. (Bosse '90)
98	Danny Davis ***	6-2	275	SR.	DT	Ft. Knox, Ky. (Ft. Knox '91)
34	Jerome DeCarlo **	5-10	188	Jr.	FS	Columbus, Ohio (East '92)
23	Antwan Floyd *	5-10	211	So.	TB	Owensboro, Ky. (Apollo '93)
74	Rodney Gilbert *	6-3	302	Sr.	OT	Nashville, Tenn. (Pearl-Cohn '91)
56	Turner Goodwin *	6-1	246	Jr.	DE	Knoxville, Tenn. (Beardon '92)
83	Joe Henley	6-0	237	Sr.	TE	Franklin, Tenn. (Brentwood '91)
27	Rick Higgins	5-11	182	So.	PK	Apopka, Fla. (Apopka '93)
42	Corey Hobbs	5-8	218	So.	LB	Powder Springs, Ga. (McEaschern '93)
6	Daryl Houston	6-0	184	Sr.	QB	Boca Raton, Fla. (Spanish River '91)
96	William Howard **	6-4	238	SR.	DE	Scottsville, Ky. (Allen County-Scottsville '90)
55	Jody Inman	6-0	215	So.	LB	Gallatin, Tenn. (Gallatin '93)
33	Todd Jenkins	6-1	185	Jr.	LB	Nashville, Tenn. (Franklin Road Acad. '92)
3	J.J. Jewell *	5-11	200	SR.	QB	Bowling Green, Ky. (Warren Central '90)
92	Ron Kelly	6-0	234	So.	LB	Mississauga, Ontario (Lome Park '93)
24	Eric Kemp **	6-0	189	SR.	WR	Decatur, Ga. (Avondale '90)
75	Ty Koon ***	6-3	271	SR.	C	Lexington, Ky. (Tates Creek '90)
8	Chazz Lewis	5-9	188	Jr.	TB	Ft. Knox, Ky. (Ft. Knox '91)
86	Wayne Lewis *	5-10	185	SR.	FS	Hopkinsville, Ky. (Hopkinsville '90)
26	Sean Longstreth	6-0	210	So.	LB	Hillsboro, Ohio (Hillsboro '93)
45	Stan Luttrell *	6-0	224	Jr.	LB	Knoxville, Tenn. (Carter '92)
76	Stuart MacKenzie **	6-4	294	Jr.	OG	Mississauga, Ont. (Lome Park '92)
2	Jairus "Meco" Malcome ***	6-0	198	SR.	CB	Conley, Ga. (Cedar Grove '90)
77	Kenny Martray	5-10	274	So.	DT	Vanderbilt, Pa. (Connellsville '93)
1	Lito Mason *	5-8	155	SR.	WR	Paducah, Ky. (Tilghman)
54	Aaron McClung	6-2	250	So.	OG	Mayfield, Ky. (Graves County '93)
25	Dan McGrath **	6-2	196	Jr.	SS	Downers Grove, Ill. (South '92)
35	Andy McLeod *	6-1	211	Jr.	WB	Elkhorn, Nebr. (Elkhorn '92)
84	Joe Micatrotto *	6-3	259	Jr.	TE	Louisville, Ky. (Trinity '90)
70	Yancy Minton	5-11	290	So.	OG	Bowling Green, Ky. (Warren Central '93)
72	Mike Montgomery *	6-0	290	SR.	OG	Pontotoc, Miss. (Pontotoc / Ittawamba '93)
50	Randy Moser	6-1	215	So.	DE	Lexington, Ky. (Tates Creek '93)
44	Richy Nail ***	5-11	218	SR.	LB	Melbourne, Fla. (Palm Bay '90)
12	Charles Nichols **	5-7	172	SR.	CB	Paris, Ky. (Bourbon County '90)
47	Latravis Powell	5-10	217	So.	FB	Columbus, Ga. (Shaw '93)
4	Carlos Quarles	5-4	148	So.	WR	Hopkinsville, Ky. (Hopkinsville '92)
10	Markell Rice **	5-11	194	SR.	CB	Gallatin, Tenn. (Gallatin '91)

Numerical

No.	Name / Ht., Wt., Cl., Pos.
1	Lito Mason / 5-8, 155, SR., WR
2	"Meco" Malcome / 6-0, 198, SR., CB
3	J.J. Jewell / 5-11, 200, SR., QB
4	Carlos Quarles / 5-4, 148, So., WR
5	Brian Sowerby / 6-0, 163, SR., WR
6	Daryl Houston / 6-0, 184, Sr., QB
7	Ron Townsley / 6-1, 235, Jr., TB
8	Chazz Lewis / 5-9, 188, Jr., TB
9	Larmando Watts / 5-9, 173, SR., WR
10	Markell Rice / 5-11, 194, SR., CB
12	Charles Nichols / 5-7, 172, SR., CB
13	Erin Chappell / 6-1, 165, Jr., WR
14	Rick Boeckmann / 6-1, 212, SR., P
15	Jeff Butcher / 5-6, 175, So., PK
17	Sidney Williams / 5-11, 185, So., WB
20	Tim Comstock / 6-0, 199, Sr., SS
22	K.C. Armstrong / 5-11, 170, So., QB
23	Antwan Floyd / 5-10, 211, So., TB
24	Eric Kemp / 6-0, 189, SR., WR
25	Dan McGrath / 6-2, 196, Jr., SS
26	Sean Longstreth / 6-0, 210, So., LB
27	Rick Higgins / 5-11, 182, So., PK
31	Drane Scrivener / 6-1, 175, Sr., CB
33	Todd Jenkins / 6-1, 185, Jr., LB
34	Jerome DeCarlo / 5-10, 188, Jr., FS
35	Andy McLeod / 6-1, 211, Jr., WB
37	Corey Binford / 5-11, 193, Sr., CB
40	Sheldon Benoit / 6-1, 230, SR., LB
41	Davion Sarver / 5-10, 181, SR., TB
42	Corey Hobbs / 5-8, 218, So., LB
44	Richy Nail / 5-11, 218, SR., LB
45	Stan Luttrell / 6-0, 224, Jr., LB
46	Bryson Warner / 6-0, 213, Jr., LB
47	Latravis Powell / 5-10, 217, So., FB
48	Stephon Benford / 6-1, 235, Sr., DE
50	Randy Moser / 6-1, 215, So., DE
52	Ken Spillman / 6-2, 282, Jr., OT
54	Aaron McClung / 6-2, 250, So., OG
55	Jody Inman / 6-0, 215, So., LB
56	Turner Goodwin / 6-1, 246, Jr., DE
57	Andy Baird / 5-11, 207, So., SS
58	Steve Brock / 6-1, 249, Jr., DT
59	Eric Adams / 6-0, 236, So., C
61	Brian Bixler / 6-3, 250, Jr., C
62	Brad Six / 6-1, 220, So., DE
63	Rod Roston / 6-3, 258, Jr., DT
64	Randy Richardson / 5-10, 299, Jr., DT
68	Eric Bronson / 6-3, 250, Jr., OG
69	Mark Six / 6-1, 287, SR., OG
70	Yancy Minton / 5-11, 290, So., OG
72	Mike Montgomery / 6-0, 290, SR., OG
74	Rodney Gilbert / 6-3, 302, Sr., OT

1994 Hilltopper Rosters



No.	Name	Ht.	Wt.	Cl.	Pos.	Hometown (High School / Junior College)
64	Randy Richardson	5-10	299	Jr.	DT	Horse Cave, Ky. (Caverna)
63	Rod Roston	6-3	258	Jr.	DT	Galion, Ohio (Galion '92)
41	Davion Sarver ***	5-10	181	SR.	TB	Brooks, Ky. (Bullitt Central '90)
31	Drane Scrivener	6-1	175	Sr.	CB	Louisville, Ky. (Male '91)
62	Brad Six	6-1	220	So.	DE	Englewood, Ohio (Northmont '93)
69	Mark Six *	6-1	287	SR.	OG	Englewood, Ohio (Northmont / DuPage '93)
5	Brian Sowerby ***	6-0j	163	SR.	WR	Murray, Ky. (Murray '90)
52	Ken Spillman **	6-2	282	Jr.	OT	Milford, Ohio (Milford '92)
82	Jamie Thomas	5-8	153	So.	WR	Clarksville, Tenn. (Northeast)
7	Ron Townsley *	6-1	235	Jr.	TB	Kevil, Ky. (Ballard Memorial '92)
46	Bryson Warner *	6-0	213	Jr.	LB	Florence, Ky. (Boone County '92)
89	Richard Wathen **	6-3	234	SR.	TE	Indianapolis, Ind. (Tri-West '90)
9	Larmando Watts **	5-9	173	SR.	WR	Lima, Ohio (Lima '89)
88	David Wilhite	6-1	185	So.	SS	Calhoun, Ky. (McLean County '92)
17	Sidney Williams	5-11	185	So.	WB	Lexington, Ky. (Bryan Station '93)

No.	Name / Ht., Wt., Cl., Pos.
75	Ty Koon / 6-3, 271, SR., C
76	Stuart MacKenzie / 6-4, 294, Jr., OG
77	Kenny Martray / 5-10, 274, So., DT
78	Mike Copeland / 6-2, 295, SR., OT
79	Billy Cooper / 6-5, 315, Jr., OT
82	Jamie Thomas / 5-8, 153, So., WR
83	Joe Henley / 6-0, 237, Sr., TE
84	Joe Micatrotto / 6-3, 259, Jr., TE
85	Willie Ballard / 5-9, 240, So., DT
86	Wayne Lewis / 5-10, 185, SR., FS
88	David Wilhite / 6-1, 185, Jr., SS
89	Richard Wathen / 6-3, 234, SR., TE
92	Ron Kelly / 6-0, 234, So., LB
96	William Howard / 6-4, 238, SR., DE
98	Danny Davis / 6-2, 275, SR., DT

1994 Signees

Bryan Daniel	5-8	162	Fr.	WR	Ft. Lauderdale, Fla. (Boyd Anderson '94)
Andy Hape	6-3	245	Fr.	LB	Evansville, Ind. (Reitz '94)
Jammie Kyle	5-10	205	Fr.	TB	Woodridge, Ill. (Downers Grove South '94)
Marki McRae	5-7	185	Fr.	CB	Newark, N.J. (Fork Union Military Acad. '94)
James Melvin	6-0	210	Fr.	LB	North Miami, Fla. (Miami Beach Senior '94)
Mike Napier	6-2	205	Fr.	LB	Cincinnati, Ohio (Winton Woods '94)
Carlos Phillips	5-9	175	Fr.	TB	Jacksonville, Fla. (Robert E. Lee '94)
Carlis Phillips	6-0	175	Fr.	CB-TB	South Bend, Ind. (Clay '94)
Rickey Stacey	5-9	170	Fr.	QB	Thomasville, Ga. (Thomas Co. Central '94)
Joey Stockton	6-0	170	Fr.	TB	Radcliff, Ky. (North Hardin '94)
William Sweeney	5-8	170	Fr.	Pk	Franklin, Tenn. (Battle Ground Academy '94)
Willie Taggart	6-0	175	Fr.	QB	Palmetto, Fla. (Manatee '94)
Joe Tutt	5-9	180	Fr.	CB	Owensboro, Ky. (Owensboro Senior '94)

* letters earned // "Cl." (class) refers to academic classification; players listed as SR in caps are in final year of eligibility

The Student Trainers

Name	Cl.	Hometown (High School) / Major
Jarrett Brown	So.	Providence, Ky. (Caldwell County) / Pre-Phy. Ther.
Mike Carby	Sr.	Clarkson, Ky. (Grayson Co.) / Physical Education
Sheyna Denisar	Fr.	Kansas City, Mo. (Winnetonka) / undeclared
Kathryn Fulk	Sr.	Mt. Juliet, Tenn. (Mt. Juliet) / Biology
Jeff Geron	Sr.	Bowling Green, Ky. (Warren Central) / Pre-Phy. Ther.
Gretchen Gibson	Sr.	Lebanon, Tenn. (Lebanon) / Nursing
Sheri Harris	So.	Rockport, Ind. (South Spencer) / Home Economics
Danielle Jones	So.	Smiths Grove, Ky. (Barren County) / undeclared
Jacob Likens	Fr.	Hartford, Ky. (Ohio County) / undeclared
Tim Lyons	So.	Owensboro, Ky. (Owensboro) / Education
Heather Northrup	Sr.	Elizabethtown, Ky. (Elizabethtown) / Photojournalism
Steve Parker	Sr.	Gallatin, Tenn. (Gallatin) / Pre-Physical Therapy
Shannon Reed	Sr.	Louisville, Ky. (Eastern) / Physical Education
Jennifer Wade	Fr.	Radcliff, Ky. (North Hardin) / undeclared
Stephanie Welsh	Fr.	Savannah, Ga. (Beach) / undeclared
Tyler White	Fr.	Franklin, Ky. (Franklin-Simpson) / undeclared

The 1994 Toppers ... in the Weight Room

Bench Press:	
1. Ty Koon	385
Mark Six	385
3. Stuart MacKenzie	370
4. Randy Richardson	365
5. Joe Micatrotto	360
6. Kenny Martray	350
7. Sheldon Benoit	345
Mike Montgomery	345
Latravis Powell	345
10. Bryson Warner	335

The Student Managers

Name	Cl.	Hometown (High School) / Major
James Bahm	Sr.	Louisville, Ky. (Seneca) / Communications
Eugene Heflin	So.	Louisville, Ky. (Baptist Academy) / Mathematics

Video Coordinator

Mark Quisenberry . Sr.Louisville, Ky. (Male) / Political Science

Topper Tidbits

■ In the past 29 seasons (1965-93), the Hilltoppers have played 272 football games in front of 3,424,416 fans - 1,732,394 (50.6%) of those in 132 (48.5%) games at home. The Toppers have played before crowds of 10,000-or-more fans 151 times (55.5%) in that period, 15,000-or-more 76 times and 20,000-or-more 28 times! A total of 91 of those 132 home games (68.9%) drew crowds of 10,000-or-more, 43 were played in front of 15,000-or-more fans and six home games attracted at least 20,000 spectators! Thus, 91 of the 151 games (60.3%) that drew at least 10,000 fans were played on the Hilltoppers' home turf!

■ In 75 seasons and 701 games, Hilltopper football teams have recorded 149 shutouts (one in every 4.70 games), while the opposition has kept Western off the scoreboard just 69 times (once every 10.16 games). Those numbers include seven scoreless ties.



Preseason Depth Chart



Offense

TIGHT END

- 89 - RICHARD WATHEN (6-3, 234, Sr., Indianapolis, Ind.)
- 84 - JOE MICATROTTO (6-3, 259, Jr., Louisville, Ky.)

LEFT TACKLE

- 52 - KEN SPILLMAN (6-2, 282, Jr., Milford, Ohio)
- 74 - RODNEY GILBERT (6-3, 302, Sr., Nashville, Tenn.)

LEFT GUARD

- 69 - MARK SIX (6-1, 287, Sr., Englewood, Ohio)
- 54 - Aaron McClung (6-2, 250, So., Mayfield, Ky.)
- 68 - ERIC BRONSON (6-3, 250, Jr., Mentor, Ohio)

CENTER

- 75 - TY KOON (6-3, 271, Sr., Lexington, Ky.)
- 61 - BRIAN BIXLER (6-3, 250, Jr., Delaware, Ohio)

RIGHT GUARD

- 72 - MIKE MONTGOMERY (6-0, 290, Sr., Pontotoc, Miss.)
- 76 - STUART MACKENZIE (6-4, 294, Jr., Mississauga, Ont.)
- 70 - Yancey Minton (5-11, 290, So., Bowling Green, Ky.)

RIGHT TACKLE

- 78 - MIKE COPELAND (6-2, 295, Sr., Evansville, Ind.)
- 79 - Billy Cooper (6-5, 315, Jr., Memphis, Tenn.)

WIDE RECEIVER

- 1 - LITO MASON (5-8, 155, Sr., Paducah, Ky.)
- 24 - ERIC KEMP (6-0, 189, Sr., Decatur, Ga.)
- 5 - BRIAN SOWERBY (6-0, 163, Sr., Murray, Ky.)
- 9 - LARMANDO WATTS (5-9, 173, Sr., Lima, Ohio)
- 13 - Erin Chappell (6-1, 165, Jr., Cincinnati, Ohio)

WINGBACK

- 17 - Sidney Williams (5-11, 185, So., Lexington, Ky.)
- 35 - ANDY McLEOD (6-1, 211, Jr., Elkhorn, Nebr.)

QUARTERBACK

- 3 - J.J. JEWELL (5-11, 200, Sr., Bowling Green, Ky.)
- 6 - Daryl Houston (6-0, 184, Sr., Boca Raton, Fla.)
- 22 - K.C. ARMSTRONG (5-11, 170, So., Port Jefferson, N.Y.)

FULLBACK

- 47 - Latravis Powell (5-10, 217, So., Columbus, Ga.)

TAILBACK

- 41 - DAVION SARVER (5-10, 181, Sr., Brooks, Ky.)
- 23 - ANTWAN FLOYD (5-10, 211, So., Owensboro, Ky.)
- 7 - RON TOWNSLEY (6-1, 235, Jr., Kevil, Ky.)

Hilltopper Greats . . .



Jimmy Feix took over as head coach of the Hilltoppers after the conclusion of the 1967 football season. Here is Feix' first Western coaching staff (left-right): Assistant Coaches Robbie Franklin and Jerry Glanville; Feix; and Assistant Coaches Joe Bugel and Art Zeleznik. Glanville (Houston Oilers, Atlanta Falcons) and Bugel (Phoenix Cardinals) have been head coaches in the NFL.

Defense

END

- 56 - TURNER GOODWIN (6-1, 246, Jr., Knoxville, Tenn.)
- 50 - Randy Moser (6-1, 215, So., Lexington, Ky.)

TACKLE

- 98 - DANNY DAVIS (6-2, 275, Sr., Ft. Knox, Ky.)
- 58 - STEVE BROCK (6-1, 249, Jr., Franklin, Tenn.)

TACKLE

- 77 - Kenny Martray (5-10, 274, So., Vanderbilt, Pa.)
- 63 - Rod Roston (6-3, 258, Jr., Galion, Ohio)

END

- 96 - WILLIAM HOWARD (6-4, 238, Sr., Scottsville, Ky.)
- 62 - Brad Six (6-1, 220, So., Englewood, Ohio)

INSIDE LINEBACKER

- 40 - SHELDON BENOIT (6-1, 230, Sr., Toronto, Ont.)
- 46 - BRYSON WARNER (6-0, 213, Jr., Florence, Ky.)
- 92 - Ron Kelly (6-0, 234, So., Mississauga, Ontario)

INSIDE LINEBACKER

- 44 - RICHY NAIL (5-11, 218, Sr., Melbourne, Fla.)
- 55 - Jody Inman (6-0, 215, So., Gallatin, Tenn.)
- 45 - STAN LUTTRELL (6-0, 224, Jr., Knoxville, Tenn.)

OUTSIDE LINEBACKER

- 37 - COREY BINFORD (5-11, 193, Sr., Louisville, Ky.)
- 26 - Sean Longstreth (6-0, 210, So., Hillsboro, Ohio)
- 57 - Andy Baird (5-11, 207, So., Hendersonville, Tenn.)

CORNERBACK

- 10 - MARKELL RICE (5-11, 194, Sr., Gallatin, Tenn.)
- 12 - CHARLES NICHOLS (5-7, 172, Sr., Paris, Ky.)

CORNERBACK

- 2 - "MECO" MALCOME (6-0, 198, Sr., Conley, Ga.)
- 31 - Drane Scrivener (6-1, 175, Sr., Louisville, Ky.)

FREE SAFETY

- 34 - JEROME DeCARLO (5-10, 188, Jr., Columbus, Ohio)
- 86 - WAYNE LEWIS (5-10, 175, Sr., Hopkinsville, Ky.)

STRONG SAFETY

- 25 - DAN McGRATH (6-2, 196, Jr., Downers Grove, Ill.)
- 20 - TIM COMSTOCK (6-0, 199, Sr., Louisville, Ky.)

Specialists

FGs, PATs

- 27 - Rick Higgins (5-11, 182, So., Apopka, Fla.)
- 15 - Jeff Butcher (5-6, 175, So., Rockport, Ind.)

KICKOFFS

- 15 - Jeff Butcher (5-6, 175, So., Rockport, Ind.)
- 27 - Rick Higgins (5-11, 182, So., Apopka, Fla.)

PUNTER

- 14 - RICK BOECKMANN (6-1, 212, Sr., Louisville, Ky.)

LONG SNAPS

- 59 - ERIC ADAMS (6-0, 236, So., Louisville, Ky.)

HOLDER

- 3 - J.J. JEWELL (5-11, 200, Sr., Bowling Green, Ky.)

KICKOFF RETURNS

- 24 - ERIC KEMP (6-0, 189, Sr., Decatur, Ga.)
- 5 - BRIAN SOWERBY (6-0, 163, Sr., Murray, Ky.)

PUNT RETURNS

- 1 - LITO MASON (5-8, 155, Sr., Paducah, Ky.)
- 34 - JEROME DeCARLO (5-10, 188, Jr., Columbus, Ohio)

Returning lettermen listed in ALL CAPS
This information is DEFINITELY subject to continual change.

59 ERIC ADAMS

6-0, 236, So., C, Louisville, Ky.

Appeared in 10 of 11 games as a true freshman last fall, handling the holding chores in kicking situations and figures to be in at center on special teams again this time around came to the Hill from powerful Trinity High in Louisville, where he earned three letters in football and two more in track.

The Adams File: Parents -- Dan Adams and Vickie Feltman (father, air compressor repair; mother, optometric tech); Birth -- 6/25/75, Louisville; High School -- Trinity '93; HS Coach -- Dennis Lampley; HS Letters -- football 3, track 2; Ambition -- teaching, coaching; Hobbies -- bowling.

Year	UT	AT	TOT
1993	1	0	1



22 K.C. ARMSTRONG

5-11, 170, So., QB, Port Jefferson, N.Y.

Red-shirted last fall as a rookie on the Hill and figures to play a backup role at quarterback this season possesses good speed, covering the 40 in 4.65 enjoyed an outstanding prep career at Port Jefferson High on Long Island in New York, where he earned letters in four sports -- football (4), wrestling (6), track (2) and baseball (2) he was twice named All-Suffolk County on the gridiron and was the defensive MVP in the area's annual All-Star Game he set a PJHS school record with a 99-yard pass interception return and, he was a real standout on the mat as well, recording the third highest victory total (134) in school history, earning a county wrestling championship and a berth on the All-State Team along the way he was named to his All-Conference Team in wrestling six straight years.

The Armstrong File: Parents -- Robert and Virginia Armstrong (father, teacher; mother, teacher); Birth -- 7/17/75, Stroudsburg, Pa.; High School -- Port Jefferson '93; HS Coach -- Darrion Sneed (North Carolina A&T); HS Letters -- football 4, wrestling 6, track 2, baseball 2; Major -- Broadcasting; Hobbies -- music, reading.



57 ANDY BAIRD

5-11, 207, So., SS, Hendersonville, Tenn.

Will suit up as a backup in the defensive backfield for the first time this fall after sitting out the '92 and '93 campaigns runs the 40 in a solid 4.62 he was twice named All-District as a prepster at Goodpasture High in Madison, Tenn. (suburban Nashville) and he was a first-team All-Metro selection on defense as a senior he was also selected his team's "Best Running Back" that year.

The Baird File: Parents -- Andrew and Ann Baird (father, insurance business; mother, legal assistant); Birth -- 3/30/74; High School -- Goodpasture '92; HS Coach -- Ted Bloodworth; H.S. Letters: football 4; Major -- Marketing.



48 STEPHON BENFORD

6-1, 235, Sr., DE, Louisville, Ky.

Has backed up the defensive end slots and performed on special teams the past two seasons and figures to play a similar role this time around got into seven contests in '93 after appearing in eight the year before was red-shirted his first year on the Hill ('92) was selected to his All-District team in football and was named MVP at Pleasure Ridge Park High.

The Benford File: Parent -- Ruby Graham; Birth -- 7/18/72, Louisville, Ky.; High School -- Pleasure Ridge Park '91; HS Letters -- football 3, wrestling 3, track 2; Major -- Sociology; Ambition -- military; Hobby -- weight lifting.

Year	UT	AT	TOT
1992	1	3	4
1993	2	4	6
Career	3	7	10



40 SHELDON BENOIT

6-1, 230, Sr., LB, Toronto, Ont.

Emerged as a mainstay in the Topper defensive unit last fall, finishing the year with team highs in both total tackles (99) and unassisted stops (59) posted five double figure tackle games -- Eastern Kentucky (12), Jacksonville State (12), Murray State (11), Austin Peay (10) and UAB (10) after redshirting in 1991, he got into uniform in '92 and immediately made his presence felt, appearing in all 10 games, earning a start versus Southern Illinois was credited with 47 tackles, the eighth best total on the squad was in double figures on the tackle list against both Central Florida (11) and Southern Illinois (10) ranks seventh on the '94 Topper roster in the weight room, bench pressing 345 pounds one of three Canadians with the Hilltoppers named Male Athlete-of-the-Year for six straight years at his high school selected to the All-Ontario football team his junior and senior years, the All-Ontario rugby team for five straight years, and the All-Toronto Basketball team for his first four years at MacDonald Secondary School also a member of the Boys Activities Club and Debating Club at MacDonald.

The Benoit File: Parents -- Ed Peters and Grace Benoit (father, teacher; mother, postal clerk); Birth -- 8/23/72, Toronto, Ontario; Secondary School -- Sir John A. MacDonald '91; HS Coach -- Ken Henderson (Kent State); HS Letters -- football 4, rugby 4, basketball 4; Major -- Sociology; Ambition -- law, politics; Hobbies -- music, debating.

Year	UT	AT	TOT	Sack/Yds	Fum	Int/Yds	PBU	CauFum
1992	29	18	47	0/0	1-0	0/0	1	0
1993	59	40	99	2/15	1-0	1/3	6	2
Career	88	58	146	2/15	2-0	1/3	7	2



37 COREY BINFORD

5-11, 193, Sr., LB, Louisville, Ky.

Came off the bench in the opener last fall and then started the remaining 10 games, finishing the year ranked sixth on the squad in tackles with 59 is slated to start at an outside linebacker slot this season appeared in eight contests in '92, primarily on special teams and as a backup in the defensive backfield was credited with six stops and a blocked kick one of the fastest Toppers, he covers the 40 in 4.61 was redshirted his first year on the Hill ('91) lettered in football three years at Butler High in Louisville and was twice named All-District and Honorable Mention All-State a HS East-West All-Star, Louisville All-Star, and listed in Who's Who in Sports active in Big Brothers/Big Sisters while at Butler his cousin, Dena Head, was a star basketball player at the University of Tennessee.

The Binford File: Parents -- Mr. and Mrs. James Ervin Binford (father, truck driver; mother, teacher); Birth -- 10/8/73, Louisville, Ky.; HS -- Butler '91; HS Coach -- Steve Jewell; HS Letters -- football, 3; Major -- Mass Communications; Hobbies -- reading, jogging, lifting weights.

Year	UT	AT	TOT	Loss/Yds	Sack/Yds	PBU	BKic
1992	6	0	6	0/0	0/0	0	1
1993	35	24	59	5/27	2/13	1	0
Career	41	24	65	5/27	2/13	1	1



61 BRIAN BIXLER

6-3, 250, Jr., C, Delaware, Ohio

After redshirting as a rookie on the Hill in 1992, he appeared in 10 games last fall, starting four of those emerged from spring drills as the number one backup to veteran Ty Koon at center came to WKU from Hayes High where he was a three-sport letter winner (football, track and basketball) as a prep senior on the gridiron, he was named first-team All-Conference and All-District, as well as second-team All-State he graded out at 90% efficiency at offensive tackle both his junior and senior years, when he also led his defensive line in tackles an outstanding performer in the classroom who is in Pre-Med at Western, he was Hayes High's 1992 Valedictorian while also gaining his conference's Football Scholar-Athlete Award as well as recognition from the National Football Foundation as an outstanding scholar-athlete captained both his football and basketball





Brian Bixler, continued

teams as a prep senior his father Robert, a high school principal, was an outstanding baseball athlete in the mid-1960s at Miami (Ohio), where he was his team's MVP and a first-team All-Mid-American Conference player.

The Bixler File: Parents - Mr. and Mrs. Robert Bixler (father, high school principal; mother, high school secretary); Birth - 1/17/4, St. Mary's, Ohio; High School - Hayes '92; HS Coach - David Brown (Wittenberg); HS Letters - football 3, track 4, basketball 2; Major - Chemistry (Pre-Med); Ambition - physician; Hobbies - fishing, movies.

****14** RICK BOECKMANN**

6-1, 212, Sr., P, Louisville, Ky.

Took over the punting chores in 1992 a consistent kicker, he averaged 37.8 yards a boot last fall after posting a 39.0 average two years ago in those two seasons, he's dropped 26 kicks inside the opposition's 20-yard line when being charged with just nine touchbacks (on a total of 107 kicks) had a long kick of 66 yards (at Northern Iowa in '92) and he got off a 61-yarder at Kansas State last fall posted his best outing of the '93 campaign in front of a Homecoming crowd in Smith Stadium, booming five kicks for a healthy 45.8 mean lettered in three sports at Trinity High in Louisville member of Trinity's three consecutive undefeated state championship football teams (42-0), while scoring nearly 200 points he averaged 42.6 yards a punt as a senior also played fullback at Trinity, averaging 6.9 yards per carry as a junior and 5.7 yards per carry as a senior selected to the All-State team twice (first-team as a senior) and named All-District three times also an All-District performer in baseball a two-time winner of Trinity's Coach's Award and 100% Award.

The Boeckmann File: Parents - Mr. and Mrs. Richard H. Boeckmann, (father, tailor; mother, housewife); Birth - 6/30/72, Louisville, Ky.; High School - Trinity '91; HS Coach - Dennis Lampley; HS Letters - football, 4, baseball 4, basketball 4; Major - Social Studies/Education; Ambition - teaching, coaching; Hobbies - golf, TV, basketball.

Year	No	Yds	Avg	Long	TB	1-20
1992	62	2,416	39.0	66	5	14
1993	45	1,701	37.8	61	4	12
Career	107	4,117	38.5	66	9	26

****58** STEVE BROCK**

6-1, 249, Jr., DT, Franklin, Tenn.

Red-shirted last fall after appearing in eight games in 1992 came to the Hill from tradition-rich Battle Ground Academy, where he was All-State as a senior he was also All-Metro- Nashville and All-County three straight years a two-year winner of his team's Best Blocker Award, he also earned the squad's Leadership Award as a senior a five-sport letter winner (football, baseball, track, wrestling and basketball), he was solid in the classroom as well; and, he was a member of the National Honor Society from an athletic family, his father Gary played college baseball.

The Brock File: Parents - Mr. and Mrs. Gary Brock (father, insurance sales; mother, registered nurse); Birth - 2/1/74, Nashville, Tenn.; High School - Battle Ground Academy '92; HS Coach - Kurt Page (Vanderbilt); HS Letters - football 4, baseball 3, track 4, wrestling 2; Major - General Studies/Exercise Physiology; Hobbies - sports, music.

****68** ERIC BRONSON**

6-3, 250, Jr., OG, Mentor, Ohio

Sat out last season nursing an ankle injury suffered in spring practice after turning in an outstanding performance as a true freshman in 1992, helping out in a depleted Topper line; and, he jumped at the opportunity, starting all 10 games for a WKU offense that ranked second in the nation in rushing is expected to play a backup role in the line this time around can also handle the snap and play at center came to the Hill with outstanding prep credentials after serving as co-captain of his Lake Catholic High squad that won the 1991 Ohio Division III state championship along the way, he earned third-team USA Today All-America honors he was also



the Northeast Ohio Lineman-of-the-Year, as well as first-team All-State (as a defensive tackle), All-Conference and All-Lake County in '91 as a junior, he was first-team All-Conference and All-County, as well as special mention Northeast Ohio His team was a collective 30-6 in his three varsity seasons also lettered in track and wrestling; and, he set a school record for career wrestling pins (33).

The Bronson File: Parents - Mr. and Mrs. Barry Bronson (father, sales representative; mother, registered nurse); Birth - 4/16/74, Euclid, Ohio; High School - Lake Catholic '92; HS Coach - John Gibbons (John Carroll); HS Letters - football 3, wrestling 4, track 2; Major - Sociology; Ambition - law enforcement; Hobbies - sports, rock and roll music, cars.

****15** JEFF BUTCHER**

5-6, 175, So., PK, Rockport, Ind.

Red-shirted as a rookie on the Hill last fall and came out of spring practice expected to handle the kickoff chores and back up on field goals and PATs came to Western from South Spencer High in Rockport, where he was twice named All-State (making three different teams) and All-Area as well well as being a four-time All-Conference selection he set SSHS school records for long field goal (47 yards), field goals made, extra points made and points by a kicker proved he could hit them under pressure, splitting the uprights from 33 yards out to win a conference game with just 23 seconds left an outstanding student, he graduated in the top 10 percent of his class, earning National Honor Society recognition and a place on the school's Who's Who list.

The Butcher File: Parents - Mr. and Mrs. Jim Butcher (father, environmental engineer; mother, homemaker); Birth - 1/15/75, Gallipolis, Ohio; High School - South Spencer '93; HS Coach - John Evers (Evansville); HS Letters - football 4, baseball 3, track 1; Major - Civil Engineering Technology; Ambition - environmental engineering; Hobbies - hunting, fishing, friends.

****13** ERIN CHAPPELL**

6-1, 165, Jr., WR, Cincinnati, Ohio

After redshirting as a rookie in 1992, he got into five contests last fall, coming up with a catch (vs. UAB) for six yards figures to play a backup role in the receiving corps again this time around a product of Colerain High, where he was a first-team All-Conference pick as a senior captain after earning honorable mention honors the previous two years totaled 120 tackles (including 66 solos) as a free safety in his final prep campaign also lettered in basketball (team captain as a senior) and helped his team win league titles both his junior and senior seasons a defensive specialist all the way around, he was named the best defensive player on both his football and basketball teams as a senior.

The Chappell File: Parents - Mr. and Mrs. John Chappell, Sr.; Birth - 5/26/74, Cincinnati, Ohio; High School - Colerain '92; HS Coach - Kerry Coombs (Dayton); HS Letters - football 4, basketball 4; Major - Mass Communications; Hobby - basketball.

Year	Rec	Yds	Avg	TD
1992	1	6	6.0	0

****20** TIM COMSTOCK**

6-0, 199, Sr., SS, Louisville, Ky.

Started the opener last fall, but suffered a knee injury and was a medical red-shirt Appeared in seven games as a sophomore, missing three contests in mid-season with an injury very quick (4.62 in the 40), he is a prime candidate as the number one backup at strong safety this time around played high school football at Fairdale under Western alum Mike Fletcher and was twice named All-State Honorable Mention as well as All-County and All-District set a FHS school record with a 23-tackle game also a member of Fairdale's back-to-back state championship basketball teams.



The Comstock File: Parents - Mr. and Mrs. Harry Comstock (father, maintenance); Birth - 8/7/73, Louisville, Ky.; High School - Fairdale '91; HS Coach - Mike Fletcher (Western Kentucky); HS Letters - football 4, basketball 4; Major - Social & Behavioral Science; Ambition - broadcasting; Hobby - basketball.

Year	UT	AT	ToT	Loss/Yds	Sack/Yds	PBU	CauFum
1991	3	5	8	0/0	0/0	0	0
1992	4	2	6	1/4	1/4	1	1
1993	3	3	6	0/0	0/0	0	0
Career	10	10	20	1/4	1/4	1	1

****79** BILLY COOPER**

6-5, 315, Jr., OT, Memphis, Tenn.

Came out of spring drills slated to be the number one backup at right tackle this fall he sat out his rookie campaign in 1992 and then made just one appearance last season, but should see considerably more playing time this fall came to the Hill from Memphis Hamilton High, where he was an All-Conference lineman and, he was a member of his high school's Who's Who list.

The Cooper File: Parents - Mr. and Mrs. Artie Fitzgerald (father, businessman; mother, nurse); Birth - 7/10/74, Memphis, Tenn.; High School - Hamilton '92; HS Coach - John Wiley (Arkansas State); HS Letters - football 2, track 2; Major - Corporate & Organizational Communications; Ambition - private business.



****78** MIKE COPELAND**

6-2, 295, Sr., OT, Evansville, Ind.

Returns for his third year as a starter in the offensive line has played in all 21 WKU games the past two years, starting 20 of those (he missed a start in last season's opener at Eastern Kentucky) the two Topper teams he's started on ranked number one (1993) and number two (1992) in the nation in rushing offense was redshirted his first year on the Hill and then watched from the sidelines most of the '91 season (one game), nursing an injury was an All-Metro Evansville linebacker his junior and senior years at Bosse High School; and, he was an honorable mention All-State pick in 1989 selected for the All-State Junior Team in 1988 and was twice honored on his All-Conference Team had 164 tackles as a junior (92 solos) and recorded 136 stops (92 unassisted) as a senior was once credited with 13 unassisted tackles in a single game and received a Kiwanis Award for Football as a senior was also his school's Homecoming King.

The Copeland File: Parents - Mr. and Mrs. Robert Carl Copeland, Sr. (father, Alcoa employee; mother, J.C. Penney salesperson); Birth - 4/28/72, Evansville, Ind.; High School - Bosse '90; HS Coach - Mike Madriaga (Evansville); HS Letters - football 4, basketball 2, track 1, wrestling 1; Ambition - Health Care Administration; Major - Health; Hobbies - bicycling, basketball.



****98** DANNY DAVIS**

6-2, 275, Sr., DT, Ft. Knox, Ky.

Has developed into a solid candidate for All-America honors he enters his senior season with a 28 tackles for loss amounting to 114 yards in opponents' setbacks appeared in 10 games last fall (he missed the Western Illinois contest with an injury) and came up with 45 tackles, including a team-high 16 tackles for loss (totaling a whopping 66 yards) first emerged as a man to be reckoned with in '91, leading the WKU linemen as a true freshman with 38 main tackles and 17 assists for a total of 55 led the '91 Hilltopper defensive line in tackles for losses (10 for 35 yards in opponents' setbacks) and was tied for second in sacks by linemen (1.5) capped off his rookie year with back-to-back double figure tackle efforts, coming up with 11 stops (nine unassisted) at Indiana State and then accounting for a career-high 14 tackles (eight unassisted) at Illinois State in the season finale his best outing as a sophomore was at Eastern Illinois, where he was credited with seven tackles, including a tackle for loss and a sack.



The Davis File: Birth - 4/3/73; High School - Ft. Knox '91; HS Letters - football; Majors - Sociology and Psychology.

Year	UT	AT	ToT	Loss/Yds	Sack/Yds	Fum	PBU	CauFum
1991	38	17	55	10.0/35.0	1.5/16.0	1/0	1	0
1992	12	8	20	2.0/13.0	1.0/12.0	0/0	0	0
1993	28	17	45	16.0/66.0	3.5/24.0	3/0	9	1
Career	78	42	120	28.0/114.0	6.0/52.0	4/0	10	1

****34** JEROME DeCARLO**

5-10, 188, Jr., FS, Columbus, Ohio

Took over as a starter in the defensive backfield last fall and immediately made a name for himself he has appeared in all 21 Topper games since coming to the Hill in '92, starting 10 of 11 last fall went right down to the wire before finishing '93 just one tackle short of the team-high (99 by LB Sheldon Benoit) his 98 stops included 57 unassisted tackles recorded a career-high 15 tackles in the season finale vs. Murray State one of the quicker Toppers, he runs the 40 in 4.64; he put that speed to good use last fall, returning 12 punts for an average of 10.4 yards each, including a 59-yarder for a TD at Eastern Kentucky in the opener started just one game (Southern Illinois) as a freshman and came up with the BIG play, blocking a 39-yard field goal attempt on the final play of the game to preserve Western's two-point win in each of the past two seasons, he shared the team lead in interceptions with two (totaling 55 yards in '92 and nine last fall) came to the Hill from Columbus East High, where he was both All-Conference and All-District after scoring 10 touchdowns and coming up with six interceptions as a senior once ran a punt back 80 yards in his high school Homecoming game a solid student, he was in the top 10 percent of his prep class.

The DeCarlo File: Parent - Ms. Jo Ann Davis; Birth - 8/29/74, Columbus, Ohio; High School - East '92; HS Letters - football 3, track 3; Major - Corporate & Organizational Communications; Ambition - college education; Hobbies - weightlifting, running, singing, jazz and Christian music.

Year	UT	AT	ToT	Loss/Yds	Fum	Int	PBU	BKic	CauFum	PtRet	Yds	Avg	TD
1992	23	20	43	0/0	1/0	2/55	2	1	1	0	0	0	0
1993	57	41	98	2/2	1/0	2/9	4	0	1	12	125	10.4	1
Career	80	61	141	2/2	1/0	4/64	6	1	2	12	125	10.4	1

****23** ANTWAN FLOYD**

5-10, 211, So., TB, Owensboro, Ky.

After sitting out the opener last fall, he got into every game the rest of the way, earning starts in the final four contests of the year his late-season efforts make him the Toppers' number one returning runner for 1994 As a true freshman, he carried the ball 97 times for 527 yards and a team-high nine touchdowns, averaging a solid 5.4 yards a trip Western led the nation in rushing, but the balanced Topper attack produced only five 100-yard individual games last fall, one of those Floyd's 118-yard effort against Eastern Illinois (17 attempts, 6.9 average, 1 TD) quick (he runs the 40 in 4.66), he enters the '94 campaign with a streak of six straight games scoring a touchdown - in fact, the last time he failed to reach paydirt, the Toppers defeated Jacksonville State 12-7 on the strength of Chris Pino's four field goals - WKU failed to come up with a TD that day, but did record the win and, he scored eight of his team-high nine TDs in those final six games last season in his four games as a starter, he had 60 carries for 306 yards and five scores he came to the Hill from Apollo High in Owensboro where he was a three-time All-State selection (first-team as a senior and honorable mention the previous two years) he was also honored as the City-County Player-of-the-Year in 1992 (he was a three-All-City-County running back); in fact, he was also the Owensboro-Daviess County Basketball Player-of-the-Year, making him the first athlete ever to win both the football and basketball awards in that community he set AHS school records for yards in a game (314 against Union County - all in just three quarters of action - along with four TDs), yards in a season (1,894 - 173 yards per game - also as a senior) and career yards (3,762 in three seasons) as a sophomore, he ran the ball for



**Antwan Floyd, continued**

1,091 yards and then, after undergoing reconstructive knee surgery in the off-season, he added 777 more yards as a junior in 1991 in basketball, in addition to that area Player-of-the-Year honor, he was an honorable mention All-Stater as a senior when he led his team with 19.5 points a game (he also averaged 8.5 rebounds) he was listed among Who's Who at AHS; and, he was active in the Fellowship of Christian Athletes and the Academy for Young Leaders he was also honored with his area's Neblett Community Youth Award played his prep football for WKU alum and former Topper assistant coach Jim Tinius.

The Floyd File: Parents - Rev. and Mrs. Herman E. Floyd (father, pastor; mother, accountant); Birth - 10/10/74, Princeton, Ind.; High School - Apollo '93; HS Coach - Jim Tinius (Western Kentucky); HS Letters - football 3, basketball 4, baseball 1; Major - Broadcasting; Ambition - sports broadcasting and a family; Hobbies - golf, tennis, Nintendo, friends and family.

Year	Rush	Yds	Avg	TD	Rec	Yds	Avg	TD
1993	97	527	5.4	9	2	1	0.5	0

****74** RODNEY GILBERT****6-3, 302, Sr., OT, Nashville, Tenn.**

Red-shirted last fall after appearing in seven games in '92, earning one start (vs. Eastern Kentucky in the opener) and figures to be the number one backup at one offensive tackle slot this season he recorded 89 tackles and seven sacks as a junior at Nashville's Pearl-Cohn High School and added 72 tackles and five sacks as a senior he also averaged 10 points and 13 rebounds for Pearl-Cohn's basketball team.

The Gilbert File: Parent - Linda Gilbert (mother, homemaker); Birth - 4/7/72, Nashville, Tenn.; High School - Pearl-Cohn '91; HS Letters - football 3, basketball 2; Major - Sociology; Hobbies - tennis, swimming, basketball.

****56** TURNER GOODWIN****6-1, 246, Jr., DE, Knoxville, Tenn.**

Got into every game last fall (he was a regular with the special teams) after redshirting as a rookie in '92 emerged from spring drills as number one at one defensive end slot came to WKU from Bearden High in Knoxville where he was first-team All-State, All-East Tennessee and All-Knoxville Football League pick as a senior offensive guard captained his team as a senior when he was also selected the squad's MVP, "Mr. Blocker," and Top Defensive Player, averaging 15 tackles a game (136 total for the year) was named the state's Defensive Player-of-the-Week after totaling 17 solo stops, five assists and a fumble recovery in one game earned a place on the roster for the annual Kentucky-Tennessee All-Star Game a sound performer in the classroom as well, he finished in the top 25% of his senior class and he was on his high school's Who's Who list.

The Goodwin File: Parents - Mr. Tom Goodwin; Mrs. Sandra Goodwin (father, CPA; mother, registered nurse); Birth - 12/11/73, Chattanooga, Tenn.; High School - Bearden '92; HS Coach - Bill Young (Tennessee); HS Letters - football 3; Major - Business; Ambition - private business; Hobbies - reading, running.

Year	UT	AT	ToT	Loss/Yd	Sack/Yd	PBU	Cau	Fum
1993	3	2	5	2.0/10.0	1.0/5.0	1	1	1

****83** JOE HENLEY****6-0, 237, Sr., TE, Franklin, Tenn.**

Saw limited action last fall in three outings and is again slated for backup and special teams play red-shirted as a rookie on the Hill in '91 he set state and Brentwood High record for the longest punt (79 yards) as a senior in '90, he was leading his team in tackles when an injury sidelined him and, he was the recipient of the Fellowship Christian Athlete-of-the-Year award as a senior after winning the Special Recognition award in '89.



The Henley File: Parents - Mr. and Mrs. Don Henley (father, supervisor, Ryder Dedicated Logistics; mother, supervisor, Pelican Manufacturing); Birth - 3/21/73, Nashville, Tenn.; High School - Brentwood '91; HS Coach - Joe Barley; HS Letters - football 4, basketball 2, baseball 2, track 2; Major - Sociology.

Year	PBU
1993	1

****27** RICK HIGGINS****5-11, 182, So., PK, Apopka, Fla.**

Was red-shirted as a rookie on the Hill last fall and then made an impression in spring drills, emerging as the likely candidate to handle the field goal and extra point chores in '94 he was an All-Conference pick at Apopka High, where he averaged 40 yards a punt and scored 80 points as a senior he also lettered in soccer and volleyball and found time to take part in the chorus.

The Higgins File: Parents - Mr. David Higgins; Ms. Sandy Higgins (father, contractor; mother, secretary); Birth - 5/10/75, Apopka, Fla.; High School - Apopka '93; HS Letters - football 3, soccer 3, volleyball 2; Ambition - engineering; Hobbies - horseback riding, hunting, fishing, friends.

****6** DARYL HOUSTON****6-1, 180, Jr., QB, Boca Raton, Fla.**

Got into just one game last fall, the second outing of the year (at Kansas State) and was knocked out of action for the year with a separated shoulder he came back in the spring and figures to be the number one backup at quarterback this time around after redshirting in '91, he was a backup at quarterback in '92 and got into the final two games that season, gaining 20 yards on the ground (on 14 carries) one of the Toppers' fastest afoot, he covers the 40 in 4.61 starred as a prep senior at Spanish River High School, where he was an All-Conference quarterback and defensive back, an All-County defensive back and All-City quarterback passed for 1,166 yards and rushed for 426 more as a senior his quickness and speed paid off on the basketball court as well - he holds the SRHS record for most steals in a season with 156.

The Houston File: Parents - Mr. and Mrs. Frank Houston, Jr. (father, caretaker; mother, private maid); Birth - 5/25/73, Boyton Beach, Fla.; High School - Spanish River '91; HS Coach - William Massey; HS Letters - football 2, basketball 2; Major - Mass Communications; Hobbies - dancing, music.

Year	Rush	Yds	Avg	TD	Att	Comp	Int	Yds	TD
1992	14	20	1.4	0	1	0	0	0	0
1993	2	9	4.5	0	0	0	0	0	0
Career	16	29	1.8	0	1	0	0	0	0

****96** WILLIAM HOWARD****6-4, 238, Sr., DE, Scottsville, Ky.**

Took over as a starter in the defensive line last fall and was a consistent performer all season long his four sacks for 29 yards last fall is tops among Western returnees appeared in all 11 games last season (coming up with 55 tackles, tops for WKU defensive ends) after getting into all 10 as a backup in the line and on special teams the year before (he was red-shirted as a freshman in '90) an injury slowed his development as a sophomore in '91; however, he did recover and made an appearance in four of the last five contests that season figures to hold onto his defensive end slot this fall has good speed for a man his size, sporting a 4.88 time in the 40 came to Western from nearby Allen County-Scottsville High School where he earned first-team All-State honors as a senior also garnered All-Southcentral Kentucky and All-District laurels and, he was the Patriot football MVP scored one touchdown and was credited with five safeties while running up 289 career tackles as a prepster played his high school football for WKU alumnus and former Hilltopper assistant coach Jim Tinius.



The Howard File: Parent - Mrs. Leroy (Martha) Howard (father, deceased; mother, farm owner); Birth - 5/18/72, Glasgow, Ky.; High School - Allen County-Scottsville '90; HS Coach - Jim Tinius (Western Kentucky); HS Letters - football 3, track 2; Major - Social Studies/Education; Ambition - coaching; Hobbies - fishing, hunting.

Year	UT	AT	ToT	Loss/Yds	Sack/Yds	Fum	PBU
1991	0	1	1	0/0	0/0	0/0	0
1992	6	0	6	1.0/4.0	0/0	0/0	0
1993	25	32	55	5.0/30.0	4.0/29.0	4/0	3
Career	29	33	62	6.0/34.0	4.0/29.0	4/0	3

****55** JODY INMAN****6-0, 215, So., LB, Gallatin, Tenn.**

Red-shirted last fall as a rookie and then came out ready to go in the spring, earning a spot just behind veteran Richy Nail at one linebacker slot he came to the Hill from powerful Gallatin High where he was an All-Mid-State linebacker, and his District Defensive MVP, as a senior he totaled 293 tackles as a prepster and, in just two seasons, ran for 793 yards he blocked a field goal climaxing a big goalline stand in the prestigious Clinic Bowl in Nashville as a senior he is the son of veteran women's basketball coach Larry Joe Inman, who is now at Eastern Kentucky after enjoying a number of successful years at Middle Tennessee.

The Inman File: Parents - Mr. Larry Joe Inman; Mrs. Clydell White (father, college basketball coach; mother, caterer); Birth - 12/6/73, Gallatin, Tenn.; High School - Gallatin '93; HS Coach - Calvin Short (Middle Tennessee); HS Letters - football 4, baseball 4; Hobbies - sports, hunting, fishing.

****33** TODD JENKINS****6-1, 185, Jr., LB, Nashville, Tenn.**

Saw limited action last fall, appearing in just two contests but, he made the most of his time in the UAB game, coming up with an interception that he returned for 25 yards - the long return by a Topper last season Will again be relied upon to fill a reserve role this fall after redshirting his rookie year ('92) came to the Hill after enjoying an outstanding prep career at Franklin Road Academy in Nashville where he served three years as defensive captain, leading his team in tackles all three seasons a four-year starter on the gridiron, he was All-State, All-Metro and the Metro Class A Defensive Player-of-the-Year as a senior, leading his team to the state championship he also led that team in scoring, rushing and tackles while earning squad Defensive MVP honors and, he earned local and state Player-of-the-Week honors as selected by WSIX radio and the Associated Press he was named District Player-of-the-Year as well as being selected to play in the Kentucky-Tennessee All-Star game as a junior, his team was a semi-finalist in the state playoffs and he earned All-Metro, second-team All-Mid-State and honorable mention All-State after winning team MVP laurels as a sophomore, he was a second-team All-Metro selection he set school records for both season and career tackles, points scored in a game and rushing TDs in a game (4) he also lettered in baseball (twice honorable mention All-District) and basketball.

The Jenkins File: Parents - Mr. and Mrs. Jim Jenkins (father, AT&T employee; mother, housewife); Birth - 8/27/73, New Orleans, La.; High School - Franklin Road Academy '92; HS Coach - George Weicker (Davidson); HS Letters - football 4, baseball 3, basketball 2; Hobbies - all sports.

Year	UT	AT	ToT	Int
1993	1	0	1	1/25

****3** J.J. JEWELL****5-11, 200, Sr., QB, Bowling Green, Ky.**

Made a name for himself as the backup QB in the Topper gameplan last fall and came out of spring practice as the heir apparent for the departed Eddie Thompson played in seven games in '93; in two starts (with Thompson injured on the sidelines), he was 16 of 25 (64%) for 269 yards and a TD; and, he ran for an additional 128 yards



and two TDs in those two games his throwing ability helps add a dimension to the Topper I-Bone offense that led the nation in rushing last year appeared in just one contest in '92 as a backup after transferring to the Hill from Middle Tennessee possesses a good balance between speed (4.70 in the 40) and strength (a 315 bench press) a local product, he set Warren Central High School records for touchdown passes in a season and in a career listed for two years in Who's Who in Academics and Athletics and named to the All-State Honorable Mention Team.

The Jewell File: Parents - Mr. and Mrs. James T. Jewell (father, self-employed; mother, life skills employee); Birth - 7/21/22, Bowling Green, Ky.; High School - Warren Central '90; HS Letters - football 2, basketball 2; Major - Social Studies/Education; Ambition - teach high school and coach football; Hobby - basketball.

Year	Att	Comp	Yds	Pct	TD	Int	Lg	Sack/Yds	Rating	Rush	Yds	Avg	TD
1992	0	0	0	0	0	0	0/0	0/0	---	1	4	4.0	0
1993	37	22	355	59.5	3	2	54	4/27	156.00	50	178	3.6	3
Career	37	22	355	59.5	3	2	54	4/27	156.00	51	174	3.4	3

****92** RON KELLY****6-0, 234, So., LB, Mississauga, Ontario**

Red-shirted last fall and then earned a spot as a backup linebacker on the depth chart this spring one of three Canadians on the roster, he was named first-team All-Canada at Lorne Park Secondary School his team's Most Valuable Line-man as a junior, he was twice honored as the squad's Defensive MVP he was also a three-time Peel All-Star and he earned a berth on the Metro All-Star Team as a senior, he averaged 15.5 tackles a game (eight of those unassisted) and he totaled three interceptions.

The Kelly File: Parent - Mr. Thomas Kelly (father, car salesman; mother, deceased); Birth - 1/23/73, Collingwood, Ontario; High School - Lorne Park '93; HS Coach - Mike Armstrong; Major - Physical Education; Ambition - teaching, coaching; Hobbies - sports, reading, TV, friends.

****24** ERIC KEMP****6-0, 189, Sr., WR, Decatur, Ga.**

Came into his own last season, appearing in all 11 games with three starts and 11 catches for 191 yards and a pair of scores the fastest Hilltopper with his 4.41 speed in the 40, he was red-shirted his first year at WKU ('90); he appeared in four games in '91, starting the opener and playing in four of the first five games before being sidelined was expected to play in the defensive backfield in '92, but was moved to offense and got into one game figures to be part of dangerous trio of receivers - along with Lito Mason and Armando Watts - for the Toppers this season he is a product of Avondale High in suburban Atlanta, the same school that sent former Hilltopper All-American tailback Joe Arnold ('85-88) to the Hill was an All-Metro pick at AHS where he averaged eight yards a carry as a running back in his prep Homecoming contest, he exploded for four touchdowns (and, an interception) was among the honorees at the annual Georgia "Peach-of-an-Athlete" Awards Banquet (spring, 1992) in Atlanta.

The Kemp File: Parents - Mr. and Mrs. William Kemp (father, U.S. Army; mother, homemaker); Birth - 5/21/72, Atlanta, Ga.; High School - Avondale '90; HS Coach - Fred Foster; HS Letters - football 3, baseball 1, track 1; Major - Middle Grades Education; Ambition - private business; Hobby - music.

Year	Rec	Yds	Avg	TD	Rush	Yds	Avg	TD	KORet	Yds	Avg	TD
1991	0	0	---	0	1	-6	-6.0	0	0	0	---	0
1993	11	191	17.4	2	2	-3	-3.0	0	5	79	15.8	0
Career	11	191	17.4	2	3	-9	-4.5	0	5	79	15.8	0



****75** TY KOON****6-3, 271, Sr., C, Lexington, Ky.**

Has started the last 21 straight games, helping the Toppers rank second (1992) and first (1993) in the nation in rushing and has emerged as a solid All-America candidate Bounced back from a '91 injury to take over at an offensive guard slot in '92, starting all 10 games and then played in all 11 contests, mostly at center last fall played a reserve role in the defensive line in the first three games of '91 before being sidelined for the remainder of the year with that injury was called out of redshirt status as a freshman and appeared in six games benches a team-best 385 pounds played his high school football at Tates Creek in Lexington, where he was a two-time All-Conference pick also earned All-State honors and was selected to participate in the annual Kentucky-Tennessee All-Star Game was named his team's Best Defensive Lineman averaged 10 tackles a contest and totaled 127 hits as a prep senior his father, Steve Koon, played four years of football at Kentucky and was a member of the powerhouse Hopkinsville High School teams that won back-to-back Kentucky prep championships in 1965 and '66.

The Koon File: Parent - Mrs. Gail Bennett (mother, marketing management); Birth - 9/8/71, Lexington, Ky.; High School - Tates Creek '90; HS Coach - Roy Walton; HS Letters - football 3; Major - Corporate/Organizational Communications; Ambition - family business; Hobbies - basketball, weightlifting, eating, water skiing.

Year	UT	AT	ToT	PBU
1990	5	4	9	0
1991	2	1	3	1
Career	7	5	12	1

****86** WAYNE LEWIS****5-10, 185, Sr., FS, Hopkinsville, Ky.**

Was moved into the defensive backfield last spring to take advantage of his exceptional speed (he ranks fourth on the squad in the 40 with his 4.59 clocking) and aggressive play; could emerge as a key backup among the deep backs got into six games last fall after seeing action in just two in '92; an injury kept him sidelined for the entire 1991 campaign was redshirted his first year on the Hill in '90 came to Western with outstanding credentials from Hopkinsville High where he was an All-Stater as a senior when he hauled in 44 passes for 720 yards in his last two prep seasons, he totaled 84 receptions for a whopping 1,420 yards played his prep football for former Western standout Craig Clayton ('69-'70, '72) set his high school's single game records for catches (football), three-point field goals (basketball) and stolen bases (eight in baseball) on the diamond, he hit .496 as a junior and was named his team's MVP as a 12-year-old, his Babe Ruth baseball team won the national championship, defeating a team from California.

The Lewis File: Parents - Mr. and Mrs. Frank Lewis (father, service attendant; mother, transcriptionist); Birth - 1/25/72, Hopkinsville, Ky.; High School - Hopkinsville '90; HS Coach - Craig Clayton (Western Kentucky); HS Letters - football 3, baseball 5, basketball 2; Major - recreation; Hobbies - dancing, people.

26 SEAN LONGSTRETH**6-0, 210, So., LB, Hillsboro, Ohio**

Was red-shirted last fall as a freshman, but should play a key role as a key backup at outside linebacker this time around doubled as a cheerleader for WKU basketball during the off-season in '93-94 came to the Hill from Hillsboro High where he was twice named All-State as well as being a three-time All-Conference and team MVP pick he averaged 18 tackles a game in his three varsity seasons and he also booted an HHS record 55-yard field goal and, he set a school record for long field goal and for tackles in a season (195) his high school team enjoyed a perfect 10-0-0 season a versatile athlete, he was also a three-time All-Conference



selection in both baseball and basketball he averaged 12 points a game in basketball and hit 12 home runs in baseball (and, he once threw a perfect game on the diamond).

The Longstreth File: Parents - Mr. Michael Longstreth; Mrs. Ruth Nixon (father, photographer; mother, homemaker); Birth - 4/21/74, Yuba, Calif.; High School - Hillsboro '93; HS Coach - James Hornes (Central State); HS Letters - football 4, baseball 4, basketball 5; Major - Psychology; Ambition - psychologist; Hobbies - hiking, swimming, working out.

****45** STAN LUTTRELL****6-0, 224, Jr., LB, Knoxville, Tenn.**

Got into just two games in the early going last fall, but rebounded in spring practice to emerge as a backup at one linebacker slot red-shirted as a rookie on the Hill came to the Hill from Carter High near Knoxville, where he earned All-State, All-East Tennessee, All-Knoxville (twice) and his team's Best Defensive Player honors led Knoxville schools in total tackles (148) as a senior and he ran up a total of 320 career stops an outstanding student as well, he graduated 16th in his high school class of 240 while earning a berth on the CHS Who's Who list also received an Optimist Award for Athletic and Academic Achievement.

The Luttrell File: Parents - Mr. and Mrs. Stanley Luttrell, Sr. (father, parts manager; mother, seamstress); Birth - 6/9/74, Knoxville, Tenn.; High School - Carter '92; HS Coach - Terry Carter (UT-Martin); HS Letters - football 4, track 1; Major - Physical Education; Hobbies - weightlifting, umpiring, Little League baseball, playing basketball.

Year	UT	AT	ToT
1993	2	1	3

****76** STUART MacKENZIE****6-4, 294, Jr., OG, Mississauga, Ont.**

Appeared in eight games as a backup last fall after playing six games as a "true" freshman in '92; figures to be the key backup at guard in '93 one of the best Toppers in the weight room, he benches 370 pounds one of three Canadians on the '94 Topper roster came to the Hill from Lorne Park High (a year ahead of Topper teammate Ron Kelly) where he was his team's Lineman-of-the-Year while earning first-team All-Conference and second-team All-Province honors; and, he earned a spot on the Metro Toronto All-Star Team as well also lettered in rugby as a prep athlete.

The MacKenzie File: Parents - Mr. and Mrs. John MacKenzie (father, vice president for student services, Conestoga College; mother, benefits assistant, Sheridan College); Birth - 7/23/73, Ottawa, Ontario; High School - Lorne Park '92; HS Coach - Mike Armstrong (Western Ontario); HS Letters - football 4, rugby 4; Major - Physical Education; Ambition - teaching, coaching, travel; Hobbies - martial arts, music.

****2** JAIUS MALCOME****6-0, 198, Sr., CB, Conley, Ga.**

"Meco" moved to the defensive side of scrimmage last fall and played a key role in all 11 Topper games, including a start vs. Western Illinois an outstanding athlete, he responded with 19 tackles and an interception just a year earlier, he appeared to have won his battle with former teammate Eddie Thompson for the nod at quarterback as the '92 season opened but, with the Toppers struggling at the midway point of the '92 season, the coaching staff elected to give former Thompson a start and, suddenly, "Meco" was on the sidelines now, he has adapted to his new environment and figures to be the starter at one corner this fall after red-shirting his first year on the Hill, he and Thompson battled it out in spring practice 1991 for the starting berth in the option offense Thompson got the nod, but Malcome hung in there and played injury-tag with Thompson throughout the '91 season after an injury late in the Murray State game knocked Thompson out of action, Malcome proved he could handle the job, leading his team-



mates to a big 48-21 victory over Morehead State - he carried the ball 12 times for 131 yards (including a 70-yarder for a score) and two TDs in that one but, the following week (against Middle Tennessee), he turned an ankle that was to hobble him the remainder of the '91 season overall, he appeared in just three games (Murray State, Middle Tennessee and Indiana State - all as the starter at quarterback), but his 52.7 rushing yards per game still ranked third among all Hilltoppers in '92, he posted a 100-yard game in a win over Indiana State - 21 carries for 114 yards and a pair of TDs he was also impressive at Western Illinois, where he completed seven of 11 passes for 129 yards and a score he runs the 40 in a swift 4.59 and is also a hard worker in the weight room where he can bench 305 pounds came to the Hill from Cedar Grove High School in suburban Atlanta, where he was an All-State and All-Conference performer on the gridiron, averaging two touchdowns a game set his school's record for yards rushing by a quarterback was also his team's MVP and an All-Conference pick in basketball, averaging 23 points a game earned All-Conference honors in baseball as well, hitting .340 and, he was named his track team's top sprinter was active in the student council and was a class officer and a member of the Beta Club.

The Malone File: Parents - Mr. Aubrey Hamilton (father, landscaper; Mrs. Vanessa Carter (mother, teacher); Birth - 1/10/72, Atlanta, Ga.; High School - Cedar Grove '90; HS Coach - Harry Newberry; HS Letters - football 2, basketball 2, track 1, baseball 1; Major - Social Studies/Education; Ambition - private business; Hobbies - all sports.

Year	Att	Comp	Yds	Pct	TD	Int	Lg	Rating	Rush	Yds	Avg	TD
1991	11	4	55	36.4	1	0	26	100.0	19	158	8.3	2
1992	45	21	347	46.7	3	2	67	124.7	93	259	2.8	3
1993	0	0	0	0	0	0	0	0	0	0	0	0
Career	56	25	402	44.6	4	2	67	112	417	3.7	5	

Year	UT	AT	ToT	Int	PuntRet	Yds	Avg	TD
1991	0	0	0	0/0	0	0	0	0
1992	0	0	0	0/0	0	0	0	0
1993	15	4	19	1/0	0	0	0	0 (1 fair catch)
Career	15	4	19	1/0	0	0	0	0

****77** KENNY MARTRAY****5-10, 274, So., DT, Vanderbilt, Pa.**

After red-shirting as a rookie on the Hill last fall, he was impressive in spring drills and came out on top of the preseason depth chart at one defensive tackle slot he's also worked hard in the weight room, where he benches 350 pounds came to Western from Connellsville (Pa.) Area High School, where he was a three-year starter, earning All-State laurels as a senior he was twice named All-Conference and he was his team's Defensive MVP both his junior and senior seasons the three teams he played on at CAHS went 35-2 overall (30-0 in regular season action), winning the Western Pennsylvania (WPIAL) championship in Three Rivers Stadium his junior year he totaled 135 tackles as a prepster a fine performer in the classroom as well, he graduated in the top 15% of his class and was a member of the National Honor Society from a football family, his father John and his uncles - Carl (now the Dean of the College of Education and Behavioral Sciences at WKU) and Joe - all played college football at Fairmont State in West Virginia.

The Martray File: Parents - Mr. and Mrs. John Kenneth Martray, Sr. (father, manager, U.S. Steel; mother, self-employed); Birth - 12/17/74, Connellsville, Pa.; High School - Connellsville Area '93; HS Coach - Dan Spanish (Kentucky); HS Letters - football 3; Major - Civil Engineering Technology; Ambition - engineering, pro ball; Hobbies - hunting, fishing.

****17** LITO MASON****5-8, 155, Sr., WR, Paducah, Ky.**

Enters his senior season with the talent to earn All-America recognition transferred to the Hill from Louisville and became eligible last season fought off the injury bug in the preseason and early going to appear in a total of just seven games (one series at Austin Peay in game three and then, after aggravating a leg injury and tak-

ing more time to heal, the last six contests of the year) still, he managed to lead the Topper receiving corps with 17 catches (2.4 a game in the run-oriented WKU offense) for a team-high 428 yards and three scores in his first "real" action of the year (discounting the one series at APSU) at Southern Illinois, he demonstrated the kind of play he is capable of, coming up with two receptions for 85 yards - both for Western TDs he turned in his best numbers vs. Western Illinois (four catches for 115 yards and a score) and top ranked Troy State (4-114) His great quickness (he covers the 40 in 4.58) and good hands make him one of the most exciting receivers in recent memory on the Hill he is a product of tradition-rich Tilghman High School in Paducah.

The Mason File: Birth - 8/16/71; High School - Tilghman; HS Letters - football; Major - Recreation.

Year	Rec	Yds	Avg	TD	Rush	Yds	Avg	TD	PuntRet	Yds	Avg	TD
1993	17	428	25.2	3	4	30	7.5	0	7	-12	-1.7	0

****54** AARON McCLUNG****6-2, 250, So., OG, Mayfield, Ky.**

A red-shirt as a freshman last season, he came out for spring practice and proved he belonged, emerging as the number one backup at one guard slot came to Western from Mayfield High where he was a two-time All-Stater and All-Purchase selection; and, a three-time All-Western Kentucky Conference pick a four-year starter, he totaled 206 tackles, 10 fumble recoveries and 26 sacks he set a school record for games started and he became the first male athlete from Graves County (in any sport) to play in a state All-Star game (the Kentucky-Tennessee All-Star Game) his father, Ron, was an outstanding high school wrestler as a youngster in the Arkon, Ohio, area.

The McClung File: Parents - Mr. and Mrs. Ron McClung (father, rubber worker; mother, seamstress); Birth - 10/7/74, Mayfield, Ky.; High School - Mayfield '93; HS Coach - Jay Buckley (North Dakota); HS Letters - football 4; Major - Physical Education; Ambition - teaching, coaching; Hobbies - basketball, fishing, girlfriend.

****25** DAN McGRATH****6-2, 196, Jr., SS, Downers Grove, Ill.**

Has been a mainstay in the Topper lineup since he came to the Hill in 1992, playing in all 21 games and starting 20 of those finished the '93 campaign third on the squad in tackles with 84; and, he came up with a pair of interceptions for a team-high 28 yards in returns he posted a career-high 10-teackle effort in the Toppers' 12-7 Homecoming victory over Jacksonville State last fall he played at both strong safety and linebacker as a sophomore he wasted little time making his presence felt as a "true" freshman in '92, earning a starting berth and finishing the year ranking sixth on the squad in tackles just two games into the '92 campaign, he racked up eight tackles against Indiana State; and, he posted his best tackle total of the '92 season at Illinois State (9) a hard hitter with great awareness on the field, he's already in on the action he possesses tremendous potential came to WKU from South High in Downers Grove where he earned four letters each in football and baseball As a senior, he was named the Chicagoland/DuPage County (as well as his West Suburban Gold Conference) Defensive Player-of-the-Year, as well as All-State a two-time All-Conference and All-Area pick, he co-captained his Mustangs as a senior, when he also took part in the annual Illinois North-South All-Star Football Game as a senior, he helped lead his team to the school's eighth straight conference title and berth in the state championship playoffs (SHS was 45-4 collectively from 1986-91) in his final prep campaign, he led the Mustangs in tackles (115), interceptions (eight), punt returns (16), blocked punts (two), caused fumbles (four) and fumbles recovered (three), while also accounting for 33 yards per catch as a receiver on offense he holds the Illinois State record for



**Dan McGrath, continued**

longest kickoff return — a 99-yarder versus Wheaton High.

The McGrath File: Parents — Mr. Thomas McGrath; Ms. Joan McGrath (father, marketing vice president; mother, secretary); Birth — 7/20/74, Joliet, Ill.; High School — South '92; HS Coach — John Belskis (Valparaiso); HS Letters — football 4, baseball 4; Major — Sociology; Ambition — advertising business; Hobbies — all sports.

Year	UT	AT	ToT	Loss/Yds	Sack/Yds	Fum	Int	PBU	CauFum
1992	28	27	55	3.0/7.0	0/0	2/0	0/0	2	1
1993	49	35	84	5.0/13.0	1.0/1.0	1/0	2/28	7	1
Career	77	62	139	8.0/20.0	1.0/1.0	3/0	2/28	9	2

****35** ANDY McLEOD**

6-1, 211, Jr., WB, Elkhorn, Neb.

Got into six games last season as a backup at wingback, but could see considerable action this time around came out of spring drills battling with Sidney Williams for playing time at wingback a product of Elkhorn High, he lettered three years in both football and track he set a school, and state, record with the 23 solo tackles he was credited with in the Nebraska state championship game in 1989 — an EHS victory an honorable mention All-Stater and a two-time All-Conference selection in football, he was also his district's long jump champion a solid student, he graduated among the top 25 in his high school class

The McLeod File: Parents — Mr. Glenn McLeod; Ms. Barbara Foster; Birth — 10/3/73; High School — Elkhorn; HS Coach — Mark Wortman; HS Letters — football 3, track 3; Major — Corporate/Organizational Communications.

Year	Rush	Yds	Avg	TD	KORet	Yds	Avg	TD	UT	AT	ToT
1990	5	15	5.0	0	1	13	13.0	0	1	0	1

****84** JOE MICATROTTO**

6-3, 259, Jr., TE, Louisville, Ky.

A transfer from Kent State, he got into nine games (two as the starter) last fall he missed some action (two games) with an injury, but is a big, strong blocker (he benches 360 pounds) who should battle it out with Richard Wathen for playing time at tight end this season.

The Micatrotto File: Parents — Mr. and Mrs. Joe Micatrotto, Sr. (father, restaurant business); Birth — 12/30/74; High School — Trinity '91; HS Coach — Dennis Lamplery; HS Letters — football; Major — Institution Administration.

****70** YANCY MINTON**

5-11, 290, So., OG, Bowling Green, Ky.

A red-shirt as a rookie on the Hill last fall, he figures to help add depth along the offensive line for the Toppers this fall he came to Western from nearby Warren Central High where he lettered four seasons for the Dragons, earning honorable mention All-State honors as a senior in 1992 his team reached the state championship game in 1990.

The Minton File: Parents — Mr. and Mrs. Don Minton (father, self-employed; mother, self-employed); Birth — 7/10/75, Bowling Green, Ky.; High School — Warren Central '93; HS Coach — Joe Hood (Western Kentucky); HS Letters — football 4; Major — Economics; Ambition — private business; Hobby — weight lifting.

****72** MIKE MONTGOMERY**

6-0, 290, Sr., OG, Pontotoc, Miss.

Joined the Hilltoppers last fall after transferring from Ittawamba Junior College in Mississippi and came right in to take over as the starter at one guard slot, appearing in all 11 games and helping the Toppers lead the nation in rushing big and strong, he bench presses 345 pounds he's again expected to hold down the starting role at right guard.



The Montgomery File: Parents — Mr. and Mrs. William Montgomery; Birth — 9/28/71; High School — Pontotoc; HS Letters — football; Junior College — Ittawamba (Miss.) '93; JuCo Letters — football; Major — Education.

****50** RANDY MOSER**

6-1, 215, So., DE, Lexington, Ky.

Another rookie who was red-shirted last fall, he could see considerable playing time as a sophomore backup at one defensive end he played his prep football at Tates Creek High, where he also lettered in basketball and track he was a two-time All-State, All-Conference and All-City selection on the gridiron, where he amassed 250-plus tackles and, he earned All-State laurels in track.

The Moser File: Parents — Mr. and Mrs. George Moser (father, salesman; mother, dental hygienist); Birth — 4/2/75; High School — Tates Creek '93; HS Letters — football 4, basketball 2, track 4; Major — Business.

****44** RICHY NAIL**

5-11, 218, Sr., LB, Melbourne, Fla.

Finally enjoyed a healthy season in '94 and completed the year ranked fourth on the team in stops with a career-high 73 tackles (including 10 for loss) he posted double digit tackle totals twice in '94 with 10 vs. both Austin Peay and Jacksonville State hobbled by injury, he saw limited action in the first two games of the '92 season; then it was determined his recovery was not satisfactory and he was red-shirted, retaining his year of eligibility appeared in the first nine games in '91, six of those as a starter at linebacker however, injury after injury gradually wore him down and he missed the last two outings of the year as well as virtually all of spring practice despite his problems, he still finished the '91 season with the third highest tackle total in the Western ends/linebacker corps (53 — 32 unassisted) averaged 7.5 tackles a game for the first six games of the year, including a career-high 12 stops (eight unassisted) in the '91 WKU Homecoming Game against Troy State — but, as the injury bug closed in, he managed just eight total tackles in his last three appearances was called on as a "true" freshman to help shore up the Topper linebacking and special teams units in '90 came to the Hill from Palm Bay High School where he was a two-time All-Cape Conference and All-County pick was also named to All-Central Florida and All-Space Coast Teams as a senior was his team's defensive MVP as a senior had 97 tackles and seven fumble recoveries as a sophomore safety totaled 90 tackles and four fumble recoveries in just six games as a junior linebacker notched 165 stops (along with three fumble recoveries, seven sacks, six batted passes and an interception) in nine outings — that effort included a game-high 24 tackles — as a senior linebacker also had a 23-tackle outing against Phillips High won his school's coveted Sloan Meyer Award as a senior was a member of his school's Health Occupations of America (HOSA) Brain Bowl Team that was third in the nation in 1990.

The Nail File: Parents — Mr. and Mrs. Clark Nail (father, agri-business; mother, baker); Birth — 11/17/72, Melbourne, Fla.; High School — Palm Bay '90; HS Coach — Artie Ulmer (South Florida); HS Letters — football 3; Major — Corporate/Organizational Communications; Ambition — the medical field; Hobbies — water sports.

Year	UT	AT	ToT	Loss/Yds	Sack/Yds	Fum	PBU
1990	10	5	15	1.0/2.0	0/0	0	1
1991	32	21	53	3.0/6.5	0.5/4.0	0	1
1992	1	2	3	1.0/2.0	0/0	0	0
1993	48	25	73	10.0/43.0	1.0/4.0	2	3
Career	91	53	144	15.0/53.5	1.5/8.0	2	5

****12** CHARLES NICHOLS**

5-7, 172, Sr., CB, Paris, Ky.

A hard-nosed, determined athlete who once again figures to play a backup role in the defensive backfield he saw action in 10 games last fall, getting in regularly with special teams as well as seeing some time at cornerback got in on the action in six games in '92 originally came to WKU as a walk-on in 1990 captained his Bourbon County High team as a senior and was twice named All-Conference named his team's MVP as a prep junior once notched 15 tackles and recovered a fumble against arch-rival Paris High, only to see his team lose the game 2-0 helped his 4x100 relay team set a BCHS school record in that event served as his class president his freshman, sophomore and senior years graduated in the top 25 of his high school class and has been a writer for his hometown newspaper is a cousin of former University of Kentucky women's basketball standout Leslie Nichols (a two-time All-SEC pick and an honorable mention All-American).

The Nichols File: Parents — Mr. and Mrs. Bert Nichols (father, mechanic; mother, secretary); Birth — 6/29/72, Paris, Ky.; High School — Bourbon County '90; HS Coach — John Nochtka (Kentucky); HS Letters — football 4, track 2, basketball 1; Major — Journalism; Hobbies — reading, music.

Year	UT	AT	ToT
1992	3	0	3
1993	6	4	10
Career	9	4	13

****47** LATRAVIS POWELL**

5-10, 217, So., FB, Columbus, Ga.

Another young man who was red-shirted last fall and then came on to show great promise in spring drills, emerging as the man to beat for the starting nod at fullback when preseason camp gets underway he has also been impressive in the weight room where he benches 345 pounds came to WKU from Shaw High School where he was an All-State and All-Conference performer as well as the three-time winner of his team MVP award Shaw's all-time leading rusher, he totaled more than 3,500 yards on the ground; and, for good measure, he was credited with 306 tackles on the defensive side a solid student as well, he was an honor student and he was named on his school's Who's Who list.

The Powell File: Parents — Mr. and Mrs. Bobby Powell (father, firefighter); Birth — 1/13/75, Cairo, Ga.; High School — Shaw '93; HS Letters — football 4; Major — Marketing; Ambition — private business; Hobby — weight lifting.

****10** MARKELL RICE**

5-11, 194, Sr., CB, Gallatin, Tenn.

A converted quarterback, he's found a home in the Topper defensive backfield where he started 10 of 11 games last fall, coming up with 70 tackles and a number of touchdown saving individual plays posted a career-high 12 tackles at Indiana State last fall there are a number of Toppers who can beat his good 4.72 time in the 40; but, he is very quick and gets a real jump on the action figures to start at one corner again this fall successfully made the transition from quarterback to the defensive backfield in '92, appearing in all 10 games (including some action on special teams — he even returned some punts) and moving into the starting lineup for the last three games that season he came to the Hill from tradition-rich Gallatin High where he was a highly recruited quarterback until an injury sidelined him for his entire senior season.

The Rice File: Birth — 9/10/73; High School — Gallatin '91; HS Coach — Calvin Short; HS Letters — football; Major — General Studies/Health.

Year	UT	AT	ToT	Loss/Yds	Int	PBU	CauFum
1992	16	11	27	0/0	1/13	2	0
1993	53	17	70	2.0/2.0	0/0	5	2
Career	69	28	97	2.0/2.0	1/13	7	2

****63** ROD ROSTON**

6-3, 258, Jr., DT, Galion, Ohio

Is slated to see his first game action as a Hilltopper this fall after red-shirting the past two seasons came out of spring practice listed as the number one backup at one defensive tackle slot, a move from defensive end where he was listed on the roster last year came to the Hill from Galion High where he was an All-State, All-Northern Ohio League (on both offense and defense) and All-District athlete as a prep junior, he was All-District, second-team All-Conference and honorable mention All-State his two-year gridiron stat totals are: 190 tackles, 17 pass deflections, eight fumble recoveries and three touchdowns also lettered in wrestling and track; on the mats, he was a two-time All-Stater and he set a school record for the fastest pin (eight seconds).

The Roston File: Parents — Mr. and Mrs. Ric Roston (father, welder; mother, homemaker); Birth — 12/5/73, Galion, Ohio; High School — Galion '92; HS Coach — Richard Predmore (Ashland); HS Letters — football 3, wrestling 3, track 2; Major — General Studies/Health; Hobbies — hunting, fishing, camping.

****41** DAVION SARVER**

5-10, 181, Sr., TB, Brooks, Ky.

Took over at tailback in the early going last fall and saw action in 10 games, getting the starting nod in seven of those the Toppers' number two returning runner (behind Antwan Floyd), he carried the ball 113 times (second only to Eddie Thompson's 120 attempts) for 375 yards and five scores he turned in his best numbers of the year at Southern Illinois, coming up with a career-high 88 yards on 14 carries in 1992, he ran for 167 yards and a pair of touchdowns in seven outings (including a start against Southern Illinois) last fall accounted for 332 yards on 74 carries (4.5 avg) and three touchdowns as a sophomore, appearing in 10 of 11 games (two starts late in the year) enjoyed another fine outing in '91 with 86 yards on just 10 tries in a 14-0 blanking of Murray State he was an All-State performer and Team MVP at Bullitt Central High School where he played for WKU grad Dan Leasor holds BCHS records for touchdowns in a season and in a game had an outstanding game against Bardstown High, scoring five touchdowns and rushing for 251 yards listed in Who's Who.

The Sarver File: Parents — Mr. David Sarver and Ms. Juanita Sublett (father, state worker); Birth — 12/1/71, Louisville, Ky.; High School — Bullitt Central '90; HS Coach — Dan Leasor (Western Kentucky); HS Letters — football 4, track 2; Major — Recreation.

Year	Rush	Yds	Avg	TD	KORet	Yds	Avg	TD	Rec	Yds	Avg	TD
1991	74	332	4.5	3	0	0	—	0	0	0	—	0
1992	48	167	3.5	2	2	13	6.5	0	0	0	—	0
1993	96	375	3.9	5	0	0	—	0	1	3	3.0	0
Career	218	874	4.0	10	2	13	6.5	0	1	3	3.0	0

****31** DRANE SCRIVENER**

6-1, 175, Sr., CB, Louisville, Ky.

Figures to be the number one backup at one cornerback slot this fall after getting into just three games last season very quick, he owns the teams' second best clocking in the 40, covering the distance in a swift 4.55 seconds came to the Hill from Male High in Louisville, where he earned All-State honors, coming up with six interceptions; and, he was a two-time All-District selection from an athletic family, his father, Drane, Sr., played college football at Tulsa and was drafted by the Dallas Cowboys; and, an uncle, William "Jelly" Green, was an outstanding defender and kick return specialist for four very good Hilltopper teams (1967-70).

The Scrivener File: Parents — Mr. and Mrs. Drane Scrivener, Sr. (father, supervisor; mother, sales); Birth — 3/30/72, Tulsa, Okla.; High School — Male; HS Coach — Jim Jordan; HS Letters — football 4, basketball 2; Major — Industrial Technology.

Year	UT	AT	ToT	PBU
1993	3	1	4	2



****62** BRAD SIX****6-1, 220, So., DE, Englewood, Ohio**

Is slated to play a backup role at defensive end after sitting out last season as a rookie red-shirt joined his brother, Mark, a junior college transfer, on the Hill last fall after earning three letters on the girdiron at Northmont High in Clayton, Ohio as a prepster, he earned All-Conference and All-Area honors while helping his NHS team win its league championship his senior year.

The Brad Six File: Parents -- Mr. and Mrs. Gerald Six; Birth -- 8/5/75, Dayton, Ohio; High School -- Northmont '93; HS Coach -- Ed Domsite (Ohio State); HS Letters -- football 3, baseball 1.

****52** KEN SPILLMAN****6-2, 282, Jr., OT, Milford, Ohio**

Just a junior, he's already gained a wealth of experience in the Topper offensive line, helping his team rank second and then first in the nation in rushing offense the past two seasons he's started all 21 Western games since he first suited up in the red and white as a "true" freshman in 1992 came to the Hill from Milford High where he was a two-time All-Conference athlete (first-team as a senior); he was selected his team's Offensive Lineman-of-the-Year as a junior and then won the Defensive Lineman-of-the-Year honor as a senior when he was credited with 120 tackles (including 29 for loss and a league-leading 20 sacks -- four in one game) and two pass deflections.

The Spillman File: Parents -- Mr. Michael Spillman; Mrs. Pamela Spillman (father, manufacturing supervisor); Birth -- 1/26/74, Berea, Ky.; High School -- Milford '92; HS Coach -- Jim Praether (Kentucky); HS Letters -- football 3, baseball 2; Major -- General Studies/Recreation; Hobbies -- golf, music.

****69** MARK SIX****6-1, 287, Sr., OG, Englewood, Ohio**

Transferred to the Hill from the College of DuPage in Illinois last year and immediately earned a place for himself as a starter in the Hilltopper offensive line started all 11 Western games last fall, helping his team lead the nation in rushing he and center Ty Koon boast of the best bench press numbers (385 pounds) among the '94 Toppers the older brother of WKU sophomore Brad Six.

The Mark Six File: Parents -- Mr. and Mrs. Gerald Six; Birth -- 7/19/72, Dayton, Ohio; High School -- Northmont; HS Letters -- football; Junior College -- College of DuPage; JuCo Letters -- football; Major -- Sociology.

****5** BRIAN SOWERBY****6-0, 163, Sr., WR, Murray, Ky.**

Sat out the '93 campaign after appearing in all 10 games the year before, starting five of those in 1992, he had 10 catches for 201 yards and a score; and, he returned 11 punts 43 yards his most impressive numbers in '92 came at Western Illinois, where he hauled in four passes for 106 yards and a score played in eight games in '91, earning a start against Morehead State, despite problems with the injury bug owns a sparkling 4.62 clocking in the 40 came to the Hill from Murray High School, where was a two-time All-State and All-Conference pick ran for 1,540 yards on 222 carries (6.9 yards a try) and came up with 22 touchdowns as a senior set a MHS school record with 256 yards in a single game also lettered in basketball and track, setting school standards in both sports (basketball -- assists in a season; track -- 10.6 in the 100, 21.7 in the 200 and 49.9 in the 400) and, his three-point shot beat cross-town rival Calloway County High in the District basketball championship game from an athletic family, his father (Fred) took part in the 1976 and '80 Olympics and once held the American records in both the 500 and 600 dashes.

The Sowerby File: Parents -- Mr. and Mrs. Fred Sowerby (father, track coach; mother, nurse); Birth -- 6/30/71, Hopkinsville, Ky.; High School -- Murray '90; HS Coach -- Jack Cain; HS Letters -- football 3, basketball 2, track 4; Major -- Corporate/Organizational Communications; Hobbies -- basketball, cards, sleeping.

Year	Rec	Yds	Avg	TD	Rush	Yds	Avg	TD	KORet	Yds	Avg	TD
1990	6	91	15.2	0	0	0	0	0	0	0	0	0
1991	9	192	21.3	0	2	6	3.0	0	2	0	0.0	0
1992	10	201	20.1	1	2	18	9.0	0	0	0	0	0
Career	25	484	19.4	1	4	24	6.0	0	2	0	0.0	0

Year	PuntRet	Yds	Avg	TD
1990	0	0	0	0
1991	0	0	0	0
1992	11	43	3.9	0
Career	11	43	3.9	0

****7** RON TOWNSLEY****6-1, 235, Jr., TB, Kevil, Ky.**

After red-shirting as a rookie on the Hill, he played a backup role in the offensive backfield last season, getting into seven games he had a good spring and could challenge front-runners Davion Sarver and Antwan Floyd for playing time this time around came to Western from Ballard Memorial High in far western Kentucky where he earned All-State honors in football, basketball and track as a prep senior, he averaged 176 yards a game on the ground, totaling a school record 1,755 yards for the year; he also set a school record with the 231 yards he ran up in a single game a solid student as well.

The Townsley File: Parents -- Mr. Ronnie Yates; Ms. Barbara Townsley; Birth -- 1/7/75, Paducah, Ky.; High School -- Ballard Memorial '92; HS Coach -- Mike Workman; HS Letters -- football 4, basketball 4, track 2, baseball 1; Major -- Mathematics.

Year	Rush	Yds	Avg	TD
1993	15	40	3.1	0

****46** BRYSON WARNER****6-0, 213, Jr., LB, Florence, Ky.**

After red-shirting as a rookie in 1992, he came on to play in all 11 Hilltopper games last fall, both as a backup in the linebacker corps and as a mainstay on special teams should see similar duties this time around was credited with 27 tackles last season and was in on some big plays one of the stronger Toppers, he bench presses 335 pounds and, he's a consistently strong performer in the classroom as well came to the Hill from Boone County High where he was selected the Northern Kentucky Defensive Player-of-the-Year by the *Kentucky Post* as a senior he was named to a number of All-Northern Kentucky teams (first-team) and he was picked for a berth on the All-Greater Cincinnati Team by a local television station he was also a finalist for the "that's My Boy" Award presented annually by the National Football Foundation Hall of Fame and, he earned Louisville *Courier-Journal* third-team All-State honors while gaining honorable mention status on the Lexington *Herald-Leader* All-State Team he captained his Boone County High team as a senior and was selected his team's Best Linebacker and Most Valuable Defensive Player holds the BCHS school record for career tackles with 427 he graduated 26th in his high school of 340; and, he was a member of the National Honor Society in addition to earning a spot on his school's Who's Who list.



The Warner File: Parents -- Mr. and Mrs. Larry Warner (self-employed); Birth -- 4/25/74, Cincinnati, Ohio; High School -- Boone County '92; HS Coach -- Owen Hauck (Eastern Kentucky); HS Letters -- football 3, basketball 1; Major -- Corporate/Organizational Communications; Hobby -- fishing

Year	UT	AT	ToT	PBU
1993	14	13	27	1

****89** RICHARD WATHEN****6-3, 234, Sr., TE, Indianapolis, Ind.**

Has appeared in all 21 Hilltopper games the past two seasons, getting in both as a backup at tight end and as a regular on special teams came out of spring drills with the edge as the probable starter at tight end this time around played sparingly in '91, getting into three games, including a start at Illinois State in the season finale he was red-shirted as a rookie in '90 came to the Hill from Tri-West High School in Lizton, Ind., where he was an All-State, All-Conference and All-County performer on the gridiron as a senior, he led his team in tackles for loss and sacks on defense while tying for the team lead in total tackles in the sectional championship contest, he was credited with 20 big tackles also lettered in basketball and track as a prepster he and his wife, Kristi, became the proud parents of a baby boy (Hayden) during the 1993 football season.

The Wathen File: Wife -- Kristi (Crabtree); Children -- one son (Hayden, 1); Parents -- Mr. and Mrs. Tom Wathen (father, insurance sales; mother, insurance sales); Birth -- 10/3/71, Danville, Ind.; High School -- Tri-West '90; HS Coach -- Mike Gillin (Indiana Central); HS Letters -- football 4, basketball 2, track 1; Major -- Sociology; Ambition -- law enforcement; Hobbies -- basketball, fishing.

****9** LARMANDO WATTS****5-9, 173, Sr., WR, Lima, Ohio**

A transfer from Miami (Ohio) University, he played in all 11 Western games last fall after getting into nine games in 1992 (he sat out the '91 season) he ranks third among returning receivers with the 10 catches (for 122 yards and one touchdown) he recorded last season he enjoyed his best outing in the season finale against Murray State, coming up with three catches for 36 yards; and, his TD came on a 20-yard reception versus UAB he again figures to provide quality depth in the receiver corps set Lima High School record for most total yards (3,700) and was the first quarterback in school history to run for 1,000 yards and throw for 1,000 yards in the same season.



The Watts File: Parents -- Mr. and Mrs. Victor Watts (father, pipefitter; mother, Honda plant employee); Birth -- 12/11/71, Lima, Ohio; High School -- Lima '89; HS Coach -- Leonard Rush; HS Letters -- football 3, baseball 3, basketball 3; Major -- Corporate/Organizational Communications.

Year	Rec	Yds	Avg	TD
1992	3	39	13.0	0
1993	10	122	12.2	1
Career	13	161	12.4	1

****17** SIDNEY WILLIAMS****5-11, 185, So., WB, Lexington, Ky.**

Was red-shirted as a rookie on the Hill last fall, but made a big impression in spring practice and emerged with the edge as the probable starter at wingback this season possesses a good combination of speed and strength, running the 40 in a swift 4.62 and benching 275 in the weight room came to Western from Bryan Station High where he was an honorable mention All-Stater as well as his team's Best Offensive Back and Best Linebacker as a senior in 1992; he averaged 129 yards a game as a running back, leading the city of Lexington in that department; and, he averaged two touchdowns and 12 tackles a game as well.

The Williams File: Parents -- Mr. and Mrs. Sidney Williams, Sr. (father, store manager); Birth -- 9/13/74, Lexington, Ky.; High School -- Bryan Station '92; HS Coach -- Dan Cassidy; HS Letters -- football 3; Ambitions -- electronics, pro ball; Hobbies -- basketball, football, music.

**The Hilltopper Nickname**

The evolution of the nickname "Hilltoppers" is obvious to those who have seen the Western Kentucky University campus.

The operations of Western Kentucky State Normal School were moved from the site of its forerunner, Southern Normal School, to a commanding hill in the southwestern portion of Bowling Green on Feb. 4, 1911. The move was completed as the entire student body marched to the new site, carrying various articles of school equipment.

Since the summit of "the Hill" rises 232 feet above nearby Barren River and the comparatively level plain that surrounds the Hill, it was only natural that the young athletes who represented the institution centered on the crest should come to be known as "Hilltoppers."

Still, name did not come into use until the 1925-26 school year. Prior to that time, Western's athletic teams were commonly referred to as "Pedagogues" of "Teachers."

I-AA Football's All-Time Winingest Teams*(minimum 20 seasons of competition; bowl and playoff games included)***Wins Per Season**

Team (Seasons)	Wins	Avg	Team (Seasons)	Wins	Avg	Team (Seasons)	Wins	Avg
1. Boise State (26)	199	7.65	11. Eastern Kentucky (70)	418	5.97	21. Dayton (86)	476	5.53
2. Grambling State (51)	388	7.61	12. Pennsylvania (117)	694	5.93	22. Furman (80)	434	5.43
3. Fordham (95)	671	7.06	13. Harvard (119)	701	5.89	23. Western Kentucky (75)	403	5.3733
4. Florida A&M (61)	420	6.69	14. Southern-B.R. (72)	414	5.75	24. South Carolina State (67)	360	5.3731
5. Georgia Southern (25)	163	6.52	15. James Madison (21)	120	5.71	25. Bethune-Cookman (55)	295	5.36
6. Tennessee State (66)	423	6.41	16. Princeton (124)	706	5.69	26. Holy Cross (98)	522	5.33
7. Yale (121)	773	6.39	17. Towson State (25)	141	5.64	27. Cal Poly SLO (53)	282	5.32
8. Jackson State (48)	304	6.33	18. Hofstra (53)	296	5.58	28. Dartmouth (112)	591	5.28
9. McNeese State (43)	264	6.14	19. Youngstown State (53)	296	5.58	29. Cornell (106)	548	5.17
10. Appalachian State (64)	384	6.00	20. Middle Tennessee (77)	428	5.56	30. North Texas (78)	402	5.15




1994 Fall Newcomers

Bryan Daniel / 5-8, 162, Fr., WR / Ft. Lauderdale, Fla. (Boyd Anderson '94)
Andy Hape / 6-3, 245, Fr., LB / Evansville, Ind. (Reitz '94)
Jammie Kyle / 5-10, 205, Fr., TB / Woodridge, Ill. (Downers Grove South '94)
Marki McRae / 5-7, 185, Fr., CB / Newark, N.J. (Fork Union Military Academy '94)

James Melvin / 6-0, 210, Fr., LB / North Miami, Fla. (Miami Beach Senior '94)
Mike Napier / 6-2, 205, Fr., LB / Cincinnati, Ohio (Winton Woods '94)
Carlos Phillips / 5-9, 175, Fr. TB / Jacksonville, Fla. (Robert E. Lee '94)
Carlis Phillips / 6-0, 175, Fr., CB-TB / South Bend, Ind. (Clay '94)
Rickey Stacey / 5-9, 170, Fr., QB / Thomasville, Ga. (Thomas County Central '94)

Joey Stockton / 6-0, 170, Fr., TB / Radcliff, Ky. (North Hardin '94)
William Sweeney / 5-8, 170, Fr., PK / Franklin, Tenn. (Battle Ground Academy '94)
Willie Taggart / 6-0, 175, Fr., QB / Palmetto, Fla. (Manatee '94)
Joe Tutt / 5-9, 180, Fr., CB / Owensboro, Ky. (Owensboro Senior '94)

1994 NCAA I-AA Football



In 1994, NCAA I-AA football will again feature 16 teams in its playoffs to determine a national champion. However, the membership at the I-AA level has increased dramatically -- from the 88 schools that competed in 1992 to a hefty 115 institutions.

The 1994 championship playoffs get underway with first-round games Nov. 26. The quarter-finals and semi-finals will be Dec. 3 and Dec. 10, respectively. And, the national championship game is scheduled for Dec. 17 at Marshall University in Huntington, W.Va.

Six conferences -- Big Sky, Gateway, Ohio Valley, Southern, Southland and Yankee -- receive automatic bids to the playoffs. The remaining teams in the field will be selected on an at-large basis with a minimum of two of those teams coming from outside the six leagues with automatic bids. However, members of the Ivy and Patriot Leagues do not take part in the I-AA championship playoffs.


All I-AA teams will again be assigned to one of four regions -- East, Central, South and West.

Here are the 1994 I-AA schools, listed alphabetically:

Ala. at Birmingham	Butler
Alabama State	Cal St-Northridge
Alcorn State	Cal St-Sacramento
Appalachian State	Canisius
Austin Peay	Central Connecticut
Bethune-Cookman	Central Florida
Boise State	Charleston Southern
Boston University	The Citadel
Brown	Colgate
Bucknell	Columbia
SUNY-Buffalo	Connecticut

Cornell	Indiana State
Dartmouth	Iona
Davidson	Jackson State
Dayton	James Madison
Delaware	Lafayette
Delaware State	Lehigh
Drake	Liberty
Duquesne	Maine
East Tennessee	Marist
Eastern Illinois	Marshall
Eastern Kentucky	Massachusetts
Eastern Washington	McNeese State
Evansville	Middle Tennessee
Florida A&M	Mississippi Valley
Fordham	Montana
Furman	Montana State
Georgetown (DC)	Morehead State
Georgia Southern	Morgan State
Grambling State	Murray State
Harvard	New Hampshire
Hofstra	Nicholls State
Holy Cross	North Carolina A&T
Howard	Northeastern
Idaho	Northeast Louisiana
Idaho State	Northern Arizona
Illinois State	Northern Iowa
	North Texas

Northwestern (La) St.	Stephen F. Austin
Pennsylvania	UT-Chattanooga
Prairie View A&M	UT-Martin
Princeton	Tennessee State
Rhode Island	Tennessee Tech
Richmond	Texas Southern
St. Francis (Pa)	Towson State
St. John's	Troy State
St. Mary's (Calif)	Valparaiso
St. Peter's	Villanova
Samford	Virginia Military
Sam Houston State	Wagner
San Diego	Weber State
Siena	Western Carolina
South Carolina State	Western Illinois
Southeast Missouri	Western Kentucky
Southern Illinois	William & Mary
Southern (La) Univ.	Yale
Southern Utah	Youngstown State
Southwest Missouri	
Southwest Texas	





1994 Opponents

Game 1 / September 1 (Thursday) Eastern Kentucky

7 pm (CDT) / Bowling Green, Ky.

Location: Richmond, Ky. 40475
Founded: 1906 / Enrollment: 16,391
President: Dr. Hanly Funderburk
Athletic Director: Roy Kidd

Head Coach: Roy Kidd (EKU '54)
Head Coaching Record: 247-88-8 (30 yrs)
Record at EKU: 247-88-8 (30 yrs)
Record vs. WKU: 14-15-2
Office: (606) 622-2146

Assistant Coaches:
Jack Ison (EKU '61)
Joe Blankenship (EKU '65)
Jim Tanara (UT-Chattanooga '65)
Teddy Taylor (EKU '70)
Doug Carter (William Jewell '80)
Dean Hood (Ohio Wesleyan '86)

SID: Karl Park
Office: (606) 622-1253
FAX: (606) 622-1230
Home: (606) 624-1291

Stadium: Kidd Stadium (20,000)
Press Box: (606) 622-2226
Playing Surface: Natural

Nickname: Colonels
Colors: Maroon and White
Conference: Ohio Valley Conference
'93 Record: 8-0 (1st)

'93 Overall Record: 8-4-0 (NCAA)
Offense: I-Pro-Set Defense: 4-3
Lettermen Lost / Returning: 17 / 33
Starters Lost / Returning: 9 / 15
The Series: WKU 58, EKU 28, 3 ties

In Bowling Green: WKU 21, EKU 10, 1 tie
In Richmond: EKU 18, WKU 11, 2 ties
First Game: EKU 36-6, Oct. 23, 1914#
Last WKU Win: 15-10, Sept. 2, 1993
Last EKU Win: 21-7, Sept. 5, 1992*
Last Tie: 10-10, Oct. 22, 1983
Current Series Streak: 1, WKU (1993)
Last Meeting: WKU 15-10, Sept. 2, 1993
in BG: EKU 21-7, Sept. 5, 1992

*in Bowling Green / #site unknown

1993 Results (8-4-0; NCAA Playoffs)

Western Kentucky	L	10-15
at Northeast Louisiana	L	14-40
Austin Peay	W	48-7
Youngstown State	L	22-26
Tennessee State #	W	52-13
at Murray State	W	21-13
Tennessee Tech (Hc)	W	10-7
UT-Martin	W	30-0
at Southeast Missouri	W	35-21
Middle Tennessee	W	33-27
at Morehead State	W	44-7
at Georgia Southern ##	L	12-14

at Louisville

I-AA National Championship Playoffs

Game 2 / September 8 (Thursday) Murray State

7 pm (CST) / Murray, Ky.

Location: Murray, Ky. 42071
Founded: 1922 / Enrollment: 8,328
President: Dr. Kern Alexander
Athletic Director: Mike Strickland

Head Coach: Houston Nutt (Oklahoma St. '80)
Head Coaching Record: 4-7-0 (1 yr)
Record at MSU: 4-7-0 (1 yr)
Record vs. WKU: 0-1-0
Office: (502) 762-6181

Assistant Coaches:
Kim Dameron (Arkansas '83)
Mark Hutson (Oklahoma '89)
Charley Wiles (MSU '87)
Fred Jones (Louisville '93)
Larry McClain (Western Carolina '81)
Mike Markuson (Hamline '83)
Danny Nutt (Arkansas '86)

SID Contact: David Ramey
Office: (502) 762-4270
FAX: (502) 762-6814
Home: (502) 759-9905

Stadium: Stewart Stadium (16,800)
Press Box: (502) 762-6811
Playing Surface: Astroturf

Nickname: Racers
Colors: Blue and Gold
Conference: Ohio Valley Conference
'93 Record: 4-4-0 (4th)

'93 Overall Record: 4-7-0
Offense: "I" Defense: 4-3
Lettermen Lost / Returning: 12 / 32
Starters Lost / Returning: 9 / 13
The Series: WKU 29, MSU 22, 7 ties

In Bowling Green: WKU 15, MSU 8, 6 ties
In Murray: WKU 14, MSU 14, 1 tie
First Game: WKU 7-0, Oct. 24, 1931*
Last WKU Win: 44-14, Nov. 20, 1993*
Last MSU Win: 17-14, Sept. 9, 1989
Last Tie: 10-10, Sept. 27, 1986
Current Series Streak: 3, WKU (1991-93)
Last Meeting: WKU 44-14, Nov. 20, 1993*
In Murray: WKU 47-15, Nov. 21, 1992

*in Bowling Green

1993 Results (4-7-0)

Eastern Illinois	L	17-34
at Marshall	L	3-29
Southeast Missouri	W	17-14
at Middle Tennessee	L	3-45
at UT-Martin	W	28-21
Austin Peay	W	38-14
Eastern Kentucky	L	13-21
at Tennessee Tech	L	16-31
Morehead State	W	39-0
at Tennessee State	L	13-26
at Western Kentucky	L	14-44

Game 3 / September 17 Austin Peay

7 pm (CDT) / Bowling Green, Ky.

Location: Clarksville, Tenn. 37044
Founded: 1927 / Enrollment: 8,200
President: tba
Athletic Director: Dr. Kaye Hart

Head Coach: Roy Gregory (UT-Chattanooga '68)
Head Coaching Record: 9-24-0 (3 yrs)
Record at APSU: 9-24-0 (3 yrs)
Record vs. WKU: 1-1-0
Office: (615) 648-7905

Assistant Coaches:
Vic Shealy (Richmond '84)
Ed Smith (Mississippi State '85)
David Armstrong (Western Kentucky '89)
Curtis Rouse (UT-Chattanooga '82)

SID: Brad Kirtley
Office: (615) 648-7561
FAX: (615) 648-7562
Home: (615) 647-0992

Stadium: Municipal Stadium (10,000)
Press Box: tba
Playing Surface: Stadia Turf

Nickname: Governors
Colors: Red and White
Conference: Ohio Valley Conference
'93 Record: 0-8-0 (9th)

'93 Overall Record: 1-10-0
Offense: Multiple Option Defense: Multiple Front
Lettermen Lost / Returning: 18 / 41
Starters Lost / Returning: 13 / 12
The Series: WKU 29, APSU 5, 1 tie

In Bowling Green: WKU 15, APSU 0, 1 tie
In Clarksville: WKU 14, APSU 5
First Game: WKU 20-0, Nov. 16, 1940*
Last WKU Win: 28-27, Sept. 18, 1993
Last APSU Win: 18-14, Sept. 7, 1991
Last Tie: 6-6, Oct. 10, 1964*
Current Series Streak: 1, WKU (1993)
Last Meeting: WKU 28-27, Sept. 18, 1993
In BG: WKU 49-0, Sept. 30, 1989

*in Bowling Green

1993 Results (1-10-0)

at Cincinnati	L	10-42
Knoxville College	W	28-19
Western Kentucky	L	27-28
at Eastern Kentucky	L	7-48
Tennessee Tech	L	17-35
at Murray State	L	14-38
Tennessee State	L	16-21
at Morehead State	L	10-23
Southeast Missouri	L	7-17
at Middle Tennessee	L	10-44
UT-Martin	L	33-39

Game 4 / September 24 Central Florida

Noon (CDT) / Orlando, Fla.

Location: Orlando, Fla. 32816-0555
Founded: 1963 / Enrollment: 23,000
President: Dr. John C. Hitt
Athletic Director: Steve Sloan

Head Coach: Gene McDowell (Florida St. '63)
Head Coaching Record: 64-40-0 (9 yrs)
Record at UCF: 64-40-0 (9 yrs)
Record vs. WKU: 0-2-0
Office: (407) 823-2342

Assistant Coaches:
Paul Lounsbury (Simpson '73)
Ron McCrone (Florida '69)
Mike Kruczek (Boston College '75)
Dana Martin (Florida St. '80)
Ed Koschewa (UCF '91)
Alan Gooch (UCF '83)
Matt Rock (Heidelberg '56)

SID: Bob Cefalo
Office: (407) 823-2464
FAX: (407) 823-5266
Home: (407) 327-3644

Assistant: John Marini
Home: (407) 366-5881

Stadium: Florida Citrus Bowl (70,000)
Press Box: tba
Playing Surface: Natural

Nickname: Golden Knights
Colors: Black and Gold
Conference: I-AA Independent
'93 Overall Record: 9-3-0 (NCAA)

Offense: Pro-Set Defense: 50
Lettermen Lost / Returning: 18 / 44
Starters Lost / Returning: 7 / 17
The Series: WKU 2, UCF 1

In Bowling Green: UCF 35-34, Sept. 22, 1984
WKU 50-36, Oct. 24, 1992
In Orlando: WKU 47-17, Oct. 12, 1985

1993 Results (9-3-0; NCAA Playoffs)

Valdosta State	W	35-30
at East Carolina	L	17-41
McNeese State	W	22-3
Yale	W	42-28
Samford	W	48-17
Western Illinois	W	35-17
at Bethune-Cookman	W	34-14
at Troy State	L	15-29
Liberty	W	55-19
Buffalo	W	42-7
at Louisiana Tech	W	38-16
at Youngstown State #	L	30-56

I-AA National Championship Playoffs

1994 Opponents



Game 5 / October 1 Alabama at Birmingham

1:30 pm (CDT) / Birmingham, Ala.

Location: Birmingham, Ala. 35294-1160
Founded: 1969 / Enrollment: 16,788
President: Dr. J. Claude Bennett
Athletic Director: Gene Bartow

Head Coach: Dr. Jim Hilyer (Stetson '57)
Head Coaching Record: 20-8-2 (3 yrs)
Record at UAB: 20-8-2 (3 yrs)
Record vs. WKU: 1-0-0
Office: (205) 934-7586

Assistant Coaches:
George Jones (Huntingdon '58)
Fred Bohannon (Mississippi Valley St. '81)
Dieter Brock (Jacksonville St.)
"Smockey" Hodge (Auburn '84)
Bill McClung (Carson-Newman '78)
Richard Shinn (Alabama)
Billy Spruiell (Auburn '77)

SID: Grant Shingleton
Office: (205) 934-0722
FAX: (205) 934-7505
Home: (205) 933-1031

Assistant SID: Reid Adair (FB contact)
Home: (205) 942-2464

Stadium: Legion Field (83,091)
Press Box: tba
Playing Surface: AstroTurf

Nickname: Blazers
Colors: Green, Gold and White
Conference: I-AA Independent
'93 Overall Record: 9-2-0

Offense: Pro-Set Defense: 3-4
Lettermen Lost / Returning: 12 / 50
Starters Lost / Returning: 4 / 18
The Series: WKU 1, UAB 0
In Bowling Green: WKU 40-13; Sept. 25, 1993

1993 Results (9-2-0)

Troy State	L	3-37
Morehead State	W	52-14
at Western Kentucky	L	13-40
at Miles College	W	31-6
Lambuth College	W	40-14
at Mississippi Valley State	W	30-13
at Charleston Southern	W	48-20
at Wofford	W	23-11
at Butler	W	31-27
Dayton	W	27-19
Prairie View A&M	W	58-12

Game 6 / October 8 Portland State

4 pm (CDT) / Bowling Green, Ky.

Location: Portland, Ore. 97201
Founded: 1946 / Enrollment: 14,500
President: Dr. Judith A. Ramaley
Athletic Director: Randy Nordlof

Head Coach: Tim Walsh (UC Riverside '77)
Head Coaching Record: 35-17-0 (5 yrs)
Record at PSU: 8-3-0 (1 yr)
Record vs. WKU: 0-0-0
Office: (503) 725-5625

Assistant Coaches:
Dan Brown (Boise St. '87)
Bob Cole (Widener '81)
Chris Peterson (UC Davis '87)
Chris Strausser (Chico St. '86)
Steve Beyrle (St. Mary's, Calif. '84)
Mark Criner (Boise St. '90)
Jesse Williams (Sonoma St. '92)
Rick Cook (Cal St. Northridge '78)
Jaime Hill (San Francisco St., '86)

SID: Larry Sellers
Office: (503) 725-2525
FAX: (503) 725-5610
Home: (503) 324-7082

Assistant: Mike Lund
Home: (503) 241-9606

Stadium: Civic Stadium (23,000)
Press Box: (503) 294-2942
Playing Surface: Astro Turf

Nickname: Vikings
Colors: Forest Green and White
Conference: NCAA-II Independent
'93 Overall Record: 8-3-0 (NCAA)

Offense: Multiple Defense: 34
Lettermen Lost / Returning: 19 / 31
Starters Lost / Returning: 12 / 11
The Series: first meeting

1993 Results (8-3-0; NCAA Playoffs)

Angelo State	W	45-7
Idaho State	W	21-7
at Texas A&M-Kingsville	W	22-17
North Alabama	L	32-44
at Eastern Washington	L	21-38
at Nebraska-Kearney	W	24-14
American International	W	45-7
Cal Poly-San Luis Obispo	W	21-17
at Southern Utah	W	24-14
Central Arkansas	W	45-31
Texas A&M-Kingsville #	L	15-50

NCAA-II National Championship Playoffs



1994 Opponents

Game 7 / October 15

Jacksonville State

2 pm (CDT) / Jacksonville, Ala.

Location: Jacksonville, Ala. 36265
Founded: 1883 / Enrollment: 7,500
President: Dr. Harold J. McGee
Athletic Director: Jerry Cole
Head Coach: Bill Burgess (Auburn '63)
Head Coaching Record: 72-29-4 (9 yrs)
Record at JSU: 72-29-4 (9 yrs)
Record vs. WKU: 0-1-0
Office: (205) 782-5365

Assistant Coaches:

Charlie Maniscalco (JSU '73)
Roland Houston (JSU '75)
David Sikes (Samford '86)
Joe Billingsley (JSU '92)
Jay Brown (JSU '86)
Greg Stewart (Troy State '88)
Allen Doss (JSU '94)
Wayne Lee (JSU '91)

SID: Mike Galloway

Office: (205) 782-5377
FAX: (205) 782-5958
Home: (205) 435-1143
Assistant SID: Greg Seitz
Home: (205) 435-2589

Stadium: Snow Memorial Stadium (15,000)

Press Box: (205) 782-5585 / 5586
Playing Surface: Natural

Nickname: Gamecocks

Colors: Red and White
Conference: NCAA-II Independent
'93 Record: 3-7-0

Offense: Wishbone Defense: 8-Man Front

Lettermen Lost / Returning: 19 / 42

Starters Lost / Returning: 13 / 9

The Series: WKU 1, JSU 0

In Bowling Green: WKU 12-7, Oct. 2, 1993

1993 Results (3-7-0)

Henderson State	W	12-7
Alabama A&M	W	44-18
at Northern Iowa	L	14-35
at James Madison	L	14-35
at Western Kentucky	L	7-12
Fort Valley State	W	27-13
at Southwest Missouri	L	7-24
at Montana	L	7-37
at Alcorn State	L	36-41
Central (Ohio) State	L	0-22

Game 8 / October 22 (Homecoming)

Southern Illinois

5 pm (CDT) / Bowling Green, Ky.

Location: Carbondale, Ill. 62901
Founded: 1869 / Enrollment: 24,000
President: Dr. John C. Guyon
Athletic Director: Jim Hart
Head Coach: Shawn Watson (SIU '82)
Head Coaching Record: 0-0-0 (1st yr)
Record at SIU: 0-0-0 (1st yr)
Record vs. WKU: 0-0-0
Office: (618) 453-3331

Assistant Coaches:

Linwood Ferguson (East Carolina '73)
Jackie Shipp (Oklahoma '84)
Scott Whittier (Maryland '85)
T.J. Weist (Alabama '88)
Don Horton (Wittenberg '82)
D.J. Wardynski (Southeast Missouri '88)

SID: Fred Huff

Office: (618) 453-7235
FAX: (618) 453-2648
Home: (618) 542-2780
Assistant: Gene Green
Office: (618) 453-7236
Home: (618) 684-2371

Stadium: McAndrew Stadium (17,324)

Press Box: (618) 453-3049
Playing Surface: OmniTurf

Nickname: Salukis

Colors: Maroon and White
Conference: Gateway Conference
'93 Record: 1-5-0 (7th)
'93 Overall Record: 2-9-0

Offense: Multiple Defense: 4-3

Lettermen Lost / Returning: 23 / 34

Starters Lost / Returning: 13 / 9

The Series: WKU 2, SIU 0

In BG: WKU 41-39, Oct. 29, 1992

In Carbondale: WKU 51-24, Oct. 16, 1993

1993 Results (2-9-0)

Washburn	W	46-14
at Toledo	L	28-49
at Arkansas State	L	6-27
at Northern Illinois	L	15-45
at Western Illinois	L	13-14
Western Kentucky	L	24-51
Southwest Missouri	L	17-22
at Indiana State	W	35-26
Illinois State	L	16-34
at Northern Iowa	L	7-49
Eastern Illinois	L	35-42

Game 9 / October 29

Troy State

5 pm (CDT) / Bowling Green, Ky.

Location: Troy, Ala. 36082
Founded: 1887 / Enrollment: 17,500
President: Dr. Jack Hawkins, Jr.
Athletic Director: Johnny Williams
Head Coach: Larry Blakeney (Auburn '70)
Head Coaching Record: 27-8-1 (3 yrs)
Record at TSU: 27-8-1 (3 yrs)
Record vs. WKU: 2-0-0
Office: (205) 670-3480

Assistant Coaches:

Don Jacobs (Alabama '80)
Wayne Bolt (East Carolina '79)
Richard Kent (Appalachian State '83)
Jim Dye (Georgia Southern '80)
Mike Turk (TSU '88)

SID: Tom Ensey

Office: (205) 670-3480
FAX: (205) 670-3278
Home: (205) 566-2038

Stadium: Memorial Stadium (12,000)

Press Box: (205) 670-3229
Playing Surface: Natural

Nickname: Trojans

Colors: Cardinal, Silver and Black
Conference: I-AA Independent
'93 Overall Record: 12-1-1 (NCAA)

Offense: Multiple "I" Defense: 4-3

Lettermen Lost / Returning: 12 / 58

Starters Lost / Returning: 7 / 17

The Series: TSU 2, WKU 0, 1 tie

In BG: 10-10, Sept. 11, 1976

TSU 39-23, Oct. 19, 1991

In Troy: TSU 31-24, Nov. 6, 1993

1993 Results (12-1-1; NCAA Playoffs)

at Alabama at Birmingham	W	37-3
at Northwestern (La) State	W	21-14
at Nicholls State	W	24-17
at Alabama State	W	38-3
Charleston Southern	W	56-0
Liberty	W	35-13
Central (Ohio) State	T	21-21
Central Florida	W	29-15
Western Kentucky	W	31-24
Alcorn State	W	63-21
at Samford	W	52-24
Stephen F. Austin #	W	42-20
at McNeese State #	W	35-28
at Marshall #	L	21-24

I-AA National Championship Playoffs

Game 10 / November 5

Indiana State

1 pm (CDT) / Bowling Green, Ky.

Location: Terre Haute, Ind. 47809
Founded: 1865 / Enrollment: 12,171
President: Dr. John W. Moore
Athletic Director: Brian Faison
Head Coach: Dennis Raetz (Nebraska '68)
Head Coaching Record: 72-83-1 (14 yrs)
Record at ISU: 72-83-1 (14 yrs)
Record vs. WKU: 3-1-0
Office: (812) 237-4074

Assistant Coaches:

Craig Bundy (Millikin '78)
Marty Fine (Western New Mexico '83)
Tim McGuire (Nebraska '75)
Mark Smith (Purdue '79)
Mike Williams (Iowa State '77)

SID: Eric Ruden

Office: (812) 237-4160
FAX: (812) 237-4157
Home: (812) 299-0233

Assistant SID: Tom James

Home: (812) 466-6619

Stadium: Memorial Stadium (20,500)

Press Box: (812) 237-7656
Playing Surface: All-Pro Turf

Nickname: Sycamores

Colors: Royal Blue and White
Conference: Gateway Conference
'93 Record: 2-4-0 (6th)

'92 Overall Record: 4-7-0

Offense: Pro Set Defense: 4-3

Starters Lost / Returning: 14 / 39

Lettermen Lost / Returning: 9 / 15

The Series: ISU 3, WKU 2, 1 tie

In Bowling Green: WKU 1, ISU 1, 1 tie

In Terre Haute: ISU 2, WKU 1

First Game: 7-7, Sept. 20, 1969*

Last WKU Win: 34-14, Sept. 12, 1992*

Last ISU Win: 41-14, Oct. 23, 1993

Last Tie: 7-7, Sept. 20, 1969*

Current Series Streak: 1, ISU (1993)

Last Meeting: ISU 41-14, Oct. 23, 1993

In BG: WKU 34-14, Sept. 12, 1992*

*In Bowling Green

1993 Results (4-7-0)

at Air Force	L	21-63
at Minnesota	L	10-27
at Southwest Missouri	L	21-31
Eastern Illinois	W	27-24
at Northern Iowa	L	10-17
at Illinois State	L	3-17
Western Kentucky	W	41-14
Southern Illinois	L	26-35
at Youngstown State	L	10-17
West Virginia Tech	W	49-6
Western Illinois	W	16-6

1994 Opponents



Game 11 / November 12

Eastern Illinois

1 pm (CST) / Charleston, Ill.

Location: Charleston, Ill. 61920
Founded: 1895 / Enrollment: 10,700
President: Dr. David Jorns
Athletic Director: Bob McBee
Head Coach: Bob Spoo (Purdue '60)
Head Coaching Record: 36-42-1 (7 yrs)
Record at EIU: 36-42-1 (7 yrs)
Record vs. WKU: 4-3-0
Office: (217) 581-5031

Assistant Coaches:

John Smith (Wisconsin '74)
Roy Wittke (Wisconsin-Eau Claire '82)
Mike Garrison (Nebraska-Omaha '84)
Randy Melvin (EIU '80)
Tim Nolen (EIU '78)
Clancy Barone (Cal State-Sacramento '88)

SID: Dave Kidwell

Office: (217) 581-6408
FAX: (217) 581-6434
Home: (217) 345-4166

Assistant: Darin Bryan

Home: (217) 348-8916

Stadium: O'Brien Stadium (10,000)

Press Box: (217) 581-5032
Playing Surface: Natural

Nickname: Panthers

Colors: Blue and Gray
Conference: Gateway Conference
'93 Record: 2-3-1 (4th, tie)

'93 Overall Record: 3-7-1

Offense: Pro-Set Defense: 52

Lettermen Lost / Returning: 14 / 32

Starters Lost / Returning: 5 / 17

The Series: EIU 8, WKU 3

In Bowling Green: WKU 3, EIU 3

In Charleston: EIU 5, WKU 0

First Game: EIU 34-14, Nov. 12, 1983*

Last WKU Win: 28-14, Nov. 13, 1993*

Last EIU Win: 28-7, Nov. 14, 1992

Current Series Streak: 1, WKU (1993)

Last Meeting: WKU 28-14, Nov. 13, 1993*

In Charleston: EIU 28-7, Nov. 14, 1992

*In Bowling Green

1993 Results (3-7-1)

at Murray State	W	34-17
at McNeese State	L	7-49
at Navy	L	10-31
Western Illinois	L	14-28
at Indiana State	L	24-27
at Northern Iowa	L	27-31
Illinois State	T	17-17
Southwest Missouri	W	35-13
Northwestern (La.) State	L	26-34
at Western Kentucky	L	14-28
at Southern Illinois	W	42-35

Topper Travel Plans

Murray State

Stewart Stadium, Murray, Ky.
September 8 (Thursday), 7:00 pm
Transportation: Bus Charter
Headquarters: Holiday Inn
Telephone: (502) 753-5986
Leave: Wednesday, 6 pm
Return: After game

Central Florida

Florida Citrus Bowl, Orlando, Fla.
September 24, 12 noon
Transportation: Commercial Air
Headquarters: Radisson Plaza
Telephone: (407) 425-4455
Leave: Friday, 9 am
Return: Sunday, 8 pm

Alabama at Birmingham

Legion Field, Birmingham, Ala.
October 1, 1:30 pm
Transportation: Bus Charter
Headquarters: Holiday Inn-Homewood
Telephone: (205) 942-2041
Leave: Friday, 12 noon
Return: After game

Jacksonville State

Snow Stadium, Jacksonville, Ala.
October 15, 2:00 pm
Transportation: Bus Charter
Headquarters: Holiday Inn-Oxford
Telephone: (205) 831-3410
Leave: Friday, 10 am
Return: After game

Eastern Illinois

O'Brien Stadium, Charleston, Ill.
November 12, 1:00 pm
Transportation: Bus Charter
Headquarters: Holiday Inn-Mattoon
Telephone: (217) 235-0313
Leave: Friday, 10 am
Return: After game

All Times Central



1994 Opponents

WKU Series History with 1994 Opponents

(Listed Alphabetically)

Ala. at Birmingham 1991 L 14-18 1993* W 40-13	Central Florida 1984* L 34-35 1985 W 47-17 1992* W 50-36	Eastern Illinois 1983* L 14-34 1984 L 19-50 1985* L 13-14 1986 L 18-35 1987* W 30-15 1988 L 0-6 1989* L 7-10 1990 L 6-28 1991* W 28-26 1992 L 28-7 1993* W 28-14	Eastern Kentucky 1914# L 6-36 1914# W 18-0 1915* T 0-0 1915# W 20-0 1916 L 12-13 1916* L 0-16 1921# W 21-0 1922# W 47-6 1927* W 12-0 1929* W 36-0 1930 W 50-0 1931* W 42-7 1932** W 1-0 1934 W 47-9 1935* W 40-6	1936 W 7-0 1937* W 23-0 1938 W 32-7 1939* W 26-0 1941* W 27-20 1942 L 0-18 1946* L 0-6 1947 L 7-27 1948* W 14-13 1949 L 7-20 1950* W 14-13 1951 L 7-31 1952* W 48-6 1953 L 7-13 1954* L 0-21 1955 L 0-7 1956* W 14-6 1957 L 0-28 1958* W 21-14 1959 W 14-7 1960* L 7-17 1961 W 16-15 1962* L 5-6 1963 W 29-6 1964* W 24-0 1965 L 12-28 1966* L 12-24 1967 T 14-14 1968* L 7-16 1969 W 27-6 1970* W 19-7 1971 W 16-7 1972* W 10-0 1973 W 35-0 1974* W 34-24 1975 L 7-13 1976* W 10-6 1977 L 10-35	1978* W 17-16 1979 L 6-8 1980* W 13-10 1981 L 11-19 1982* L 21-35 1983 T 10-10 1984* W 17-10 1985 L 51-21 1986* W 24-10 1987 L 10-20 1988 W 16-14 1988* L 24-41 1989 L 3-24 1990* L 12-35 1991 L 22-37 1992* L 21-7 1993 W 15-10	Indiana State 1969* T 7-7 1970 W 30-6 1990* L 27-29 1991 L 14-31 1992* W 34-14 1993 L 14-41	Jacksonville State 1993* W 12-7	Murray State 1931* W 7-0 1932 W 6-0 1933* L 6-20 1934 L 14-27 1935* W 21-6 1936 W 14-0	1937* T 7-7 1938 W 21-7 1939* T 12-12 1940 W 6-0 1941* T 0-0 1942 W 24-13 1946* L 6-55 1947 L 0-20 1948* L 7-34 1949 W 10-7 1950* T 27-27 1951 L 6-23 1952 W 12-7 1953* W 13-7 1954 L 0-19 1955* L 12-28 1956 L 13-34 1957* T 7-7 1958 L 7-12 1959* W 21-6 1960 L 7-26 1961* W 14-6 1962 W 16-15 1963* W 50-0 1964 L 7-14 1965* T 14-14 1966 W 37-20 1967* W 42-19 1968 L 14-17 1969* W 56-14 1970 W 33-7 1971* W 24-10 1972 W 17-6 1973* W 32-27 1974 L 7-9 1975* W 19-0 1976 L 6-16	1977* L 13-21 1978 W 14-6 1979* L 20-30 1980 L 0-49 1981* L 6-38 1982 W 27-20 1983* L 3-7 1984 L 16-17 1985* W 27-25 1986 T 10-10 1987* W 21-17 1989 L 14-17 1991* W 14-0 1992 W 47-15 1993* W 44-14	Portland State no previous meetings	Southern Illinois 1992* W 41-39 1993 W 51-24	Troy State 1976* T 10-10 1991* L 23-39 1993 L 24-31
--	--	--	--	---	--	--	---	---	---	--	---	---	---

Western Kentucky University's Big Red

"Big Red," Western's athletic mascot, was born in the fall of 1979 and celebrated its 14th birthday last December.

The huge, furry, lovable creature was originally designed and built by WKU student Ralph Carey ('80) of Cincinnati, and made its debut during the Hilltoppers' 1979-80 basketball season. "Big Red" has since become a big hit with fans of all ages throughout the state and the nation.

The ultimate fan and supporter of all of WKU's intercollegiate sports, "Big Red" won the "Key to Spirit" award - the highest honor presented to team mascots at the time - at the Universal Cheerleading Association competition in 1980, 1981 and again in 1983. And, in the spring of 1990, "Big Red" reached the "Final Four" of the Universal Cheerleading Association's second annual national championship event in San Antonio, Texas, taking third place honors.

Playing the "Big Red" role this year are Joe Gregory, a senior journalism major from Spring-

field, Tenn.; Laura Sosh, a senior English major from Owensboro; Greg Swack, a senior journalism major from Bowling Green; and Penny Wesley, a junior public relations major from Russell Springs.

The following Western students have portrayed the popular mascot in years past:


- 1979-80- Ralph Carey, Sr., Cincinnati
- 1980-81- Mark Greer, So., Hodgenville
- 1981-82- Mark Greer, Jr., Hodgenville
- 1982-83- Mark Greer, Sr., Hodgenville
- 1983-84- Skip Cleavinger, So., Paducah
- O'Brian McKinley, So., E'town
- 1984-85- O'Brian McKinley, Jr., E'town
- Jessica Rappaport, Jr., Lexington
- 1985-86- Jessica Rappaport, Sr., Lexington
- Daniel Rodriguez, Jr., Barquisimeto, Venezuela
- Scott Vick, Sr., Springfield, Ill.
- 1986-87- Curtis Barman, So., Scottsville
- Rebecca Hack, So., Tompkinsville
- Daniel Rodriguez, Sr., Barquisimeto, Venezuela

- 1987-88- Curtis Barman, Jr., Scottsville
- Rebecca Hack, Jr., Tompkinsville
- Greg Vincent, So., Brownsville
- 1988-89- Wayne Kraus, Sr., Louisville
- Greg Vincent, Jr., Brownsville
- Chuck Yager, Sr., Plainfield, Ind.
- 1989-90- Susan Flowers, So., Hendersonville, Tenn.
- Brian Thorpe, So., Bowling Green
- 1990-91- Tabitha Aldridge, Jr., Nashville, Tenn.
- Mount Davis, So., Louisville
- Brian Thorpe, Jr., Bowling Green
- 1991-92- John Bruner, Jr., Prospect, Ky.
- Chrissie Mueller, So., Pikeville
- 1992-93- Devin Delano, Sr., Evansville, Ind.
- Barbara King, Jr., Salem, Ind.
- Tina Mock, So., Franklin, Ky.
- 1993-94- Laura Lee McCauley, Sr., Louisville, Ky.
- Tina Mock, Jr., Franklin, Ky.
- Kris Van Meter, Jr., Harpursville, N.Y.

The 1993 Season in Review



Western's NCAA record-setting quarterback Eddie Thompson





1993 Statistics

RESULTS

Record: 8-3-0 (5-0-0 home / 3-3-0 road)

Sept. 2	at Eastern Kentucky (17,200)	W	15-10
11	at Kansas State (29,356)	L	13-38
18	at Austin Peay (6,089)	W	28-27
25	Alabama at Birmingham (7,000)	W	40-13
Oct. 2	Jacksonville State (8,800) (Hc)	W	12-7
9	open date		
16	at Southern Illinois (7,200)	W	51-24
23	at Indiana State (10,191)	L	14-41
30	Western Illinois (4,511)	W	41-9
Nov. 6	at Troy State (5,100)	L	24-31
13	Eastern Illinois (3,527)	W	28-14
20	Murray State (4,552)	W	44-14

(Hc) Homecoming

Attendance:

Overall - 103,526 (9,411/game) / I-AA Only - 74,170 (7,417/game)
 Home - 28,390 (5,678/game)
 Road - 75,136 (12,522/game) / I-AA Only - 45,780 (9,156/game)

TEAM STATISTICS

	Hilltoppers	Opponents
FIRST DOWNS	217	187
Rushing	161	88
Passing	50	82
Penalty	6	17
RUSHING YARDAGE	3,301	1,602
Yards Gained Rushing	3,412	2,064
Yards Lost Rushing	111	462
Rushing Attempts	646	425
Average Per Rush	5.1	3.8
Average Per Game	300.1	145.6
TDs Rushing	31	17
PASSING YARDAGE	1,177	1,758
Att / Comp / Pct / Int	132/69/ 52.3/6	276/145/52.5/7
Average Per Catch	17.1	12.1
Average Per Game	107.0	159.8
TDs Passing	8	10
Sacked / Yards Lost	5 / 33	29 / 220
TOTAL OFFENSE	4,478	3,360
Total Plays	778	701
Average Per Play	5.8	4.8
Average Per Game	407.1	305.5
FUMBLES / LOST	21 / 13	27 / 15
PENALTIES / YARDS	76 / 620	69 / 531
THIRD DOWN CONVERSIONS ..	78 / 164 (48%)	47 / 148 (32%)
TIME OF POSSESSION	352:36 (32:03)	307:21 (27:57)
SCORE BY QUARTERS		
Western Kentucky	69- 103- 87- 51 - 310	
Opponents	35- 53- 52- 88 - 228	

RUSHING

	No	Grs	Neg	Net	Avg	Lg	TD	GP	Avg
Eddie Thompson	120	881	51	830	6.9	62	4	9	92.2
Robert Jackson	97	632	9	623	6.4	70	4	11	56.6
Antwan Floyd	97	533	6	527	5.4	41	9	10	52.7
Dion Bryant	113	489	2	487	4.3	23	4	10	48.7
Davion Sarver	96	386	11	375	3.9	35	5	10	37.5
J.J. Jewell	50	193	15	178	3.6	22	3	7	25.4
Lewis Magers	16	68	1	67	4.2	17	1	5	13.4
Shawn Peachers	32	120	0	120	3.8	12	1	11	10.9
Daryl Houston	2	9	0	9	4.5	6	0	1	9.0
Ron Townsley	13	43	3	40	3.1	6	0	6	6.7
Lito Mason	4	40	10	30	7.5	24	0	7	4.3
Andy McLeod	3	15	0	15	5.0	7	0	6	2.5
Joey Johnson	1	3	0	3	3.0	3	0	11	0.3
Eric Kemp	2	0	3	-3	-1.5	-1	0	11	-0.3
Hilltopper Totals	646	3412	111	3301	5.1	70	31	11	300.1
Opponents Totals	425	2064	462	1602	3.8	75	17	11	145.6

RECEIVING

	No	Yds	Avg	Lg	TD	GP	Avg
Lito Mason	17	428	25.2	54	3	7	2.4
Joey Johnson	18	259	14.4	45	0	11	1.6
Eric Kemp	11	191	17.4	59	2	11	1.0
Larmando Watts	10	122	12.2	24	1	11	0.9
Robert Jackson	8	147	18.4	29	1	11	0.7
Antwan Floyd	2	1	0.5	2	0	10	0.2
Erin Chappell	1	6	6.0	6	0	5	0.2
Davion Sarver	1	3	3.0	3	0	10	0.1
Adam Hall	1	20	20.0	20	1	11	0.1
Hilltopper Totals	69	1177	17.1	59	8	11	6.3
Opponents Totals	145	1758	12.1	63	10	11	13.1

PUNT RETURNS

	No	Yds	Avg	Lg	FC	TD	GP
Jerome DeCarlo	12	125	10.4	59	1	1	11
Lito Mason	7	-12	-1.7	6	1	0	7
"Meco" Malcome	0	0	0	0	1	0	11
Hilltopper Totals	19	113	5.9	59	3	1	11
Opponents Totals	26	149	5.7	37	6	1	11

KICKOFF RETURNS

	No	Yds	Avg	Lg	TD	GP
Robert Jackson	25	470	18.8	49	0	11
Eric Kemp	5	79	15.8	23	0	11
Andy McLeod	1	13	13.0	13	0	6
Shawn Peachers	1	8	8.0	8	0	11
Hilltopper Totals	32	570	17.8	49	0	11
Opponents Totals	43	854	19.9	64	0	11

INTERCEPTIONS

	No	Yds	Avg	Lg	TD	GP	Avg
Todd Jenkins	1	25	25.0	25	0	2	1.0
Dan McGrath	2	28	14.0	20	0	11	0.2
Jerome DeCarlo	2	9	4.5	9	0	11	0.2
Sheldon Benoit	1	3	3.0	3	0	11	0.1
"Meco" Malcome	1	0	0.0	0	0	11	0.1
Hilltopper Totals	7	65	9.3	25	0	11	0.6
Opponents Totals	6	2	0.3	2	0	11	0.5

PUNTING

	No	Yds	Avg	Lg	TB	I-20	GP
Rick Boeckmann	45	1701	37.8	61	4	12	11
Team	4	25	6.3	23	0	0	-
Hilltopper Totals	49	1726	35.2	61	4	12	11
Opponents Totals	57	2249	39.5	72	3	17	11

ALL-PURPOSE YDS

	Rush	Rec	Int	PR	KOR	Total	GP	Avg
Robert Jackson	623	147	0	0	470	1240	11	112.7
Eddie Thompson	830	0	0	0	0	830	9	92.2
Lito Mason	30	428	0	-12	0	446	7	63.7
Antwan Floyd	527	1	0	0	0	528	10	52.8
Dion Bryant	487	0	0	0	0	487	10	48.7
Davion Sarver	375	3	0	0	0	378	10	37.8
J.J. Jewell	178	0	0	0	0	178	7	25.4
Eric Kemp	-3	191	0	0	79	267	11	24.3
Joey Johnson	3	259	0	0	0	262	11	23.8
Lewis Magers	67	0	0	0	0	67	5	13.4
Todd Jenkins	0	0	25	0	0	25	2	12.5
Jerome DeCarlo	0	0	9	125	0	134	11	12.2
Shawn Peachers	120	0	0	0	8	128	11	11.6
Larmando Watts	0	122	0	0	0	122	11	11.1
Daryl Houston	9	0	0	0	0	9	1	9.0
Ron Townsley	40	0	0	0	0	40	6	6.7
Andy McLeod	15	0	0	0	13	28	6	4.7
Dan McGrath	0	0	28	0	0	28	11	2.5
Adam Hall	0	20	0	0	0	20	11	1.8
Erin Chappell	0	6	0	0	0	6	5	1.2
Sheldon Benoit	0	0	3	0	0	3	11	0.3
Hilltopper Totals	3301	1177	65	113	570	5226	11	475.1
Opponents Totals	1602	1758	2	149	854	4365	11	396.8

PASSING

	Att	Comp	Yds	Pct	Yd / Att	TD	TD / Att	Int	Int / Att	Lg	Sk / Yds	GP	Rating
Eddie Thompson	94	47	822	50.0	8.7	5	0.053	3	0.032	59	4 / 27	9	134.63
J.J. Jewell	37	22	355	59.5	9.6	3	0.081	2	0.054	54	1 / 6	7	156.00
Lito Mason	1	0	0	0.0	0.0	0	0.0	1	1.000	0	0 / 0	7	-
Hilltopper Totals	132	69	1177	52.3	8.9	8	0.061	6	0.045	59	5 / 33	11	138.07
Opponents Totals	276	145	1758	52.5	6.4	10	0.036	7	0.025	63	29 / 191	11	112.93

Touchdowns

	Rush	Pass	PRet	KRet	FRet	Int	FGM / FGA	PATs	Saf	Pts	GP	Avg
Chris Pino	0	0	0	0	0	0	12 / 13	32 / 37	0	68	11	6.2
Antwan Floyd	9	0	0	0	0	0	0 / 0	0 / 0	0	54	10	5.4
Davion Sarver	5	0	0	0	0	0	0 / 0	0 / 0	0	30	10	3.0
Eddie Thompson	4	0	0	0	0	0	0 / 0	1 / 2*	0	26	9	2.9
Robert Jackson	4	1	0	0	0	0	0 / 0	0 / 0	0	30	11	2.7
J.J. Jewell	3	0	0	0	0	0	0 / 0	0 / 1*	0	18	7	2.6
Lito Mason	0	3	0	0	0	0	0 / 0	0 / 0	0	18	7	2.6
Dion Bryant	4	0	0	0	0	0	0 / 0	0 / 0	0	24	10	2.4
Lewis Magers	1	0	0	0	0	0	0 / 0	0 / 0	0	6	5	1.2
Eric Kemp	0	2	0	0	0	0	0 / 0	0 / 0	0	12	11	1.1
Jerome DeCarlo	0	0	1	0	0	0	0 / 0	0 / 0	0	6	11	0.5
Adam Hall	0	1	0	0	0	0	0 / 0	0 / 0	0	6	11	0.5
Shawn Peachers	1	0	0	0	0	0	0 / 0	0 / 0	0	6	11	0.5
Larmando Watts	0	1	0	0	0	0	0 / 0	0 / 0	0	6	11	0.5
Hilltopper Totals	31	8	1	0	0	0	12 / 13	33 / 40**	0	310	11	28.2
Opponents Totals	17	10	2	0	1	0	7 / 10	27 / 30	0	228	11	20.7

* PAT-R attempts.....

** Includes 1-3 PAT-R attempts

The 1994 Hilltoppers

By States:

Kentucky -- 32
 Tennessee -- 12
 Ohio -- 11
 Florida -- 7
 Georgia -- 6
 Indiana -- 5
 Ontario -- 3

Note: The '94 Hilltoppers hail from 12 states and one Canadian province.

By Height:

Tallest -- Billy Cooper, 65
 Shortest -- Carlos Quarles, 5-4
 Average Height -- 5-11 3/4

By Weight:

Heaviest -- Billy Cooper, 315
 Lightest -- Carlos Quarles, 148
 Average Weight -- 216.15 pounds
 (17,508 pounds -- 8.75 tons)

By Classes:

Seniors -- 27
 Juniors -- 20
 Sophomores -- 21
 Freshmen -- 13



1993 Statistics

DEFENSE	Tak/Ast/Total	Loss/Yds	Sack/Yds	FR/Yds	Int/Yds	BPU	BlkKic	CauFum	Saf	GP
Sheldon Benoit / LB	59 / 40 / 99	7 / 23	2 / 15	1 / 0	1 / 3	6	0	2	0	11
Jerome DeCarlo / FS	57 / 41 / 98	2 / 2	0 / 0	1 / 0	2 / 9	4	0	1	0	11
Dan McGrath / LB-SS	49 / 35 / 84	5 / 13	1 / 1	1 / 0	2 / 28	7	0	1	0	11
Richy Nail / LB	48 / 25 / 73	10 / 43	1 / 4	2 / 0	0 / 0	3	0	0	0	11
Markell Rice / CB	53 / 17 / 70	2 / 2	0 / 0	0 / 0	0 / 0	5	0	2	0	11
Corey Binford / SS-CB	35 / 24 / 59	5 / 27	2 / 13	0 / 0	0 / 0	1	0	0	0	11
William Howard / DE	23 / 32 / 55	5 / 30	4 / 29	4 / 0	0 / 0	3	0	0	0	11
Ty Mollenkopf / LB	22 / 25 / 47	1 / 10	1 / 10	0 / 0	0 / 0	3	0	0	0	11
Danny Davis / DT	28 / 17 / 45	16 / 66	3.5 / 24	3 / 0	0 / 0	9	0	1	0	10
Whaylon Coleman / CB*	33 / 6 / 39	0 / 0	0 / 0	1 / 0	0 / 0	6	0	0	0	11
Eric Niemeyer / LB	21 / 16 / 37	1 / 1	0 / 0	1 / 16	0 / 0	2	0	2	0	11
Ben Mooney / DE	21 / 13 / 34	10 / 60	9 / 58	0 / 0	0 / 0	12	0	3	0	11
Bryson Warner / LB	14 / 13 / 27	0 / 0	0 / 0	0 / 0	0 / 0	1	0	0	0	11
Jairus "Meco" Malcome / CB	15 / 4 / 19	0 / 0	0 / 0	0 / 0	1 / 0	0	0	0	0	11
Bubba Scott / DT	10 / 9 / 19	3 / 24	3 / 24	0 / 0	0 / 0	1	0	0	0	11
James Hubert / DE	10 / 8 / 18	1 / 4	0 / 0	0 / 0	0 / 0	7	0	0	0	11
Maurice Grooms / DT	13 / 4 / 17	4 / 15	1.5 / 8	1 / 0	0 / 0	2	0	0	0	11
Brad Raines / DE	7 / 8 / 15	1 / 3	0 / 0	0 / 0	0 / 0	1	0	1	0	11
Charles Nichols / CB	6 / 4 / 10	0 / 0	0 / 0	0 / 0	0 / 0	0	0	0	0	9
Tim Comstock / SS	3 / 3 / 6	0 / 0	0 / 0	0 / 0	0 / 0	0	0	0	0	2
Stephon Benford / DE	2 / 4 / 6	0 / 0	0 / 0	0 / 0	0 / 0	0	0	0	0	7
Turner Goodwin / DT	3 / 2 / 5	2 / 10	1 / 5	0 / 0	0 / 0	1	0	1	0	11
Chris Pino / PK	3 / 2 / 5	0 / 0	0 / 0	0 / 0	0 / 0	0	0	0	0	11
Drane Scrivener / CB	3 / 1 / 4	0 / 0	0 / 0	0 / 0	0 / 0	2	0	0	0	3
Matt Lowe / FS	2 / 1 / 3	0 / 0	0 / 0	0 / 0	0 / 0	0	0	0	0	7
Stan Luttrell / LB	2 / 1 / 3	0 / 0	0 / 0	0 / 0	0 / 0	0	0	0	0	2
Shawn Peachers / FB	1 / 1 / 2	0 / 0	0 / 0	0 / 0	0 / 0	0	0	0	0	11
Eric Adams / C	1 / 0 / 1	0 / 0	0 / 0	0 / 0	0 / 0	0	0	0	0	10
Todd Jenkins / LB	1 / 0 / 1	0 / 0	0 / 0	0 / 0	1 / 25	0	0	0	0	2
Joey Johnson / WR	1 / 0 / 1	0 / 0	0 / 0	0 / 0	0 / 0	0	0	0	0	11
Eric Kemp / WR	1 / 0 / 1	0 / 0	0 / 0	0 / 0	0 / 0	0	0	0	0	11
Jamel Mayo / CB	1 / 0 / 1	0 / 0	0 / 0	0 / 0	0 / 0	0	0	0	0	7
Andy McLeod / WB	1 / 0 / 1	0 / 0	0 / 0	0 / 0	0 / 0	0	0	0	0	7
Joe Micatrotto / DT**	0 / 1 / 1	0 / 0	0 / 0	0 / 0	0 / 0	0	0	0	0	9
Joe Henley / LB	0 / 0 / 0	0 / 0	0 / 0	0 / 0	0 / 0	1	0	0	0	4
Hilltopper Totals	549 / 357 / 906	75 / 333	29 / 191	145 / 16	7 / 65	77	0	14	0	11
Opponents Totals	626 / 319 / 945	29 / 70	5 / 33	13 / 111	6 / 2	27	2	9	0	11

* Coleman is 0-1 on defensive extra point attempts (an intercepted PAT-P at Austin Peay; returned approximately 75 yards).
 ** Micatrotto appeared in the first five games of the year, playing on special teams and as a backup at tight end; he made his first appearance of the year on defense at Southern Illinois (Oct. 16), starting at tackle.

Feast and Famine

Through 75 seasons, Hilltopper gridders have posted a winning record on 47 occasions, while winding up on the losing side only 24 times. Four times, Western footballers broke even at .500.

At one point, the Toppers waltzed through 14 straight winning campaigns (1927-40). Under the guidance of six different coaches, those 14 Western teams were 96-29-5 - a .758 winning percentage.

During those 75 campaigns, the Hilltopper defense held the opposition scoreless an impressive 152 times - an average of 2.03 shutouts per season.

However, seven of those goose-egg games were scoreless ties. And, on the negative side, the WKU offense has fallen short of the goalline on just 67 occasions (an 0.89 per year rate).

10 Years of Feast			10 Years of Famine		
Year	Record	%age	Year	Record	%age
1. 1963	10-0-1	.955	1. 1920	0-1-0	.000
2. 1973	12-1-0	.923	2. 1977	1-8-1	.150
3. 1922	9-1-0	.900	3. 1984	2-9-0	.182
1952	9-1-0	.900	4. 1990	2-8-0	.200
1980	9-1-0	.900	5. 1983	2-8-1	.227
6. 1928	8-1-0	.889	6. 1946	2-6-0	.250
1930	8-1-0	.889	7. 1991	3-8-0	.273
1931	8-1-0	.889	8. 1960	2-6-1	.278
1970	8-1-0	.889	9. 1965	2-6-2	.300
10. 1975	11-2-0	.846	10. 1914	1-2-0	.333
			1955	3-6-0	.333

1993 Superlatives

INDIVIDUAL

WKU Hilltoppers	Opponents
Long Rush	70 - Robert Jackson vs Southern Illinois, 10/16 TD
Long Pass	59 - Eddie Thompson to Eric Kemp vs Austin Peay, 9/18 TD
Long Punt	61 - Rick Boeckmann vs Kansas St, 9/11
Long Punt Ret.	59 - Jerome DeCarlo vs Eastern Ky, 9/2 TD
Long KO Ret.	49 - Robert Jackson vs UAB, 9/25
Long Pass Int. Ret.	25 - Todd Jenkins vs. UAB, 9/25
Long FG	41 - Chris Pino vs Jacksonville St, 10/2
Long FG Att.	41 - Chris Pino vs Jacksonville St, 10/2 - good
Rush Yds.	205 - Eddie Thompson vs Murray St, 11/20 (16 atts)
Rush Atts.	20 - Dion Bryant vs Murray St, 11/20 (87 yds)
Pass Yds.	157 - J.J. Jewell vs Western Illinois, 10/30 (11-7-0)
Pass Atts.	20 - Eddie Thompson vs Jacksonville St, 10/2 (20-10-0 / 139 yds)
Pass Comps.	10 - Eddie Thompson vs Jacksonville St, 10/2 (20-10-0 / 139 yds)
Receiving Yds.	115 - Lito Mason vs Western Illinois, 10/30 (4 catches)
Receptions	6 - Joey Johnson vs Kansas St, 9/11 (73 yds)
	6 - Eric Kemp vs Jacksonville St, 10/2 (76 yds)
Punts	9 - Rick Boeckmann vs Eastern Ky, 9/2 (35.3 avg)
Punt Avg.	45.8 - Rick Boeckmann vs Jacksonville St, 10/2 (5 pts, 229 yds)
Punt Ret.	4 - Jerome DeCarlo vs Eastern Ky, 9/2 (85 yds)
Punt Ret. Yds.	85 - Jerome DeCarlo vs Eastern Ky, 9/2 (4 rets)
Kickoff Ret.	5 - Robert Jackson vs Indiana St, 10/23 (88 yds)
Kickoff Ret. Yds.	88 - Robert Jackson vs Indiana St, 10/23 (5 rets)
Total Offense Atts.	38 - Eddie Thompson vs Jacksonville St, 10/2 (233 yds)
Total Offense Yds.	340 - Eddie Thompson vs Austin Peay, 9/18 (204 rush, 136 pass)
All-Purpose Yds	207 - Robert Jackson vs UAB, 9/25 (65 rush, 59 rec, 83 KOR)
Points Scored	12 - Eddie Thompson vs Austin Peay, 9/18 (2 rush)
	12 - Chris Pino vs Jacksonville St, 10/2 (4 FGs)
	12 - Antwan Floyd vs Southern Illinois, 10/16 (2 rush)
	12 - Robert Jackson vs Southern Illinois, 10/16 (2 rush)
	12 - Lito Mason vs Southern Illinois, 10/16 (2 rec)
	12 - J.J. Jewell vs Western Illinois, 10/30 (2 rush)
	12 - Antwan Floyd vs Troy St, 11/6 (2 rush)
	12 - Dion Bryant vs Murray St, 11/20 (2 rush)
	12 - Chris Pino vs Murray St, 11/20 (3 FGs, 3 PATs)

TEAM HIGHS

WKU Hilltoppers	Opponents
Points	41 by Indiana St, 10/23
First Downs	24 by Southern Illinois, 10/16
Rush	12 by Indiana St, 10/23
Pass	16 by Southern Illinois, 10/16
Penalty	5 by Austin Peay, 9/18
Rush Atts.	49 by Austin Peay, 9/18 (247 yds)
	49 by Jacksonville St, 10/2 (166 yds)
Rush Yds	247 by Austin Peay, 9/18 (49 atts)
Pass Atts	46 by Southern Illinois, 10/16 (46-23-0 / 286 yds)
Pass Comps	25 by Alabama at Birmingham, 9/25 (41-25-2 / 217 yds)
Pass Yds	307 by Troy St, 11/6 (32-18-0)
Offensive Plays	82 by Southern Illinois, 10/16 (401 yds)
Offensive Yds	424 by Kansas St, 9/11 (175 rush, 249 pass)
Penalties	11 by Eastern Ky, 9/2 (96 yds)
	9 vs Alabama at Birmingham, 9/25 (57 yds)
	9 vs Indiana State, 10/23 (63 yds)
	9 vs Eastern Illinois, 11/13 (86 yds)
Penalty Yds	96 by Eastern Ky, 9/2 (11 pens)
	86 vs Southern Illinois, 10/16 (8 pens)
	86 vs Eastern Illinois, 11/13 (9 pens)
Fumbles Lost	4 by Western Illinois, 10/30 (8 fums)
	3 vs Austin Peay, 9/18 (3 fums)
	3 vs Indiana St, 10/23 (3 fums)
Possession Time	30:56 by Eastern Illinois, 11/13
	37:22 vs Alabama at Birmingham, 9/25

* ties WKU school record



1993 Superlatives

TEAM LOWS WKU Hilltoppers

Points	12 vs Jacksonville St, 10/2
First Downs	13 vs Eastern Ky, 9/2
Rush	8 vs Jacksonville St, 10/2
Pass	1 vs Eastern Illinois, 11/13
Penalty	0 vs ECU, 9/2 / vs KSU, 9/11 / vs APSU, 9/18 vs UAB, 9/25 / vs JSU, 10/2 / vs ISU, 10/23 / vs EIU, 11/13
Rush Atts	52 vs Eastern Illinois, 11/13 (345 yds)
Rush Yds	166 vs Jacksonville St, 10/2 (49 atts)
Pass Atts	8 vs Southern Illinois, 10/16 (8-4-0 / 103 yds) 8 vs Eastern Illinois, 11/13 (8-1-1 / 17 yds)
Pass Comps	1 vs Eastern Illinois, 11/13 (8-1-1 / 17 yds)
Pass Yds	17 vs Eastern Illinois, 11/13 (8-1-1)
Offensive Plays	60 vs Eastern Illinois, 11/13 (362 yds)
Offensive Yds	291 vs Kansas St, 9/11 (70 plays)
Penalties	5 vs ECU, 9/2 (60 yds) / vs KSU, 9/11 (35 yds) / vs APSU, 9/18 (63 yds) / vs TSU, 11/6 (27 yds)
Penalty Yds	27 vs Troy St, 11/6 (5 pens)
Fumbles Lost	0 vs SIU, 10/16 (1 fum) / vs WIU, 10/30 (1 fum) / vs MSU 11/20 (1 fum)
Possession Time	29:04 vs Eastern Illinois, 11/13

Opponents

7 by Jacksonville St, 10/2
12 by ECU, 9/2 / by JSU, 10/2 / by ISU, 10/23 / by MSU, 11/20
6 by SIU, 10/16 / by Troy St, 11/6 / by EIU, 11/13 / by MSU, 11/20
2 by Austin Peay, 9/18
0 by ECU, 9/2 / by UAB, 9/25 / by JSU, 10/2 / by ISU, 10/23
23 by Alabama at Birmingham, 9/25 (98 yds)
63 by Western Illinois, 10/30 (36 atts)
7 by Indiana St, 10/23 (7-6-0 / 69 yds)
5 by ECU, 9/2 (19-5-1 / 39 yds); by APSU, 9/18 (10-5-0 / 54 yds)
39 by Eastern Ky, 9/2 (19-5-1)
53 by Indiana St, 10/23 (303 yds)
162 by Eastern Illinois, 11/13 (66 plays)
2 by Murray St, 11/20 (13 yds)
13 by Murray St, 11/20 (2 pens)
0 by Troy St, 11/6 (0 fums)
22:38 by Kansas St, 9/11

LONG SCORING DRIVES

- WKU 92 yards vs Southern Illinois, 10/16 (92 yds, 8 plays, 3:53; TD - Robert Jackosn, 50, run; 12:50, 4th quarter)
 89 yards vs Southern Illinois, 10/16 (89 yds, 15 plays, 6:33; TD - Dion Bryant, 3, run; 4:11, 1st quarter)
 88 yards vs Murray St, 11/20 (88 yds, 13 plays, 4:43; TD - Dion Bryant, 1, run; 4:19, 1st quarter)
 84 yards vs Kansas St, 9/11 (84 yds, 14 plays, 6:34; TD - Robert Jackson, 6, run; 8:00, 2nd quarter)
 82 yards vs Alabama at Birmingham, 9/25 (82 yds, 13 plays, 6:20; TD - Davion Sarver, 1, run; 5:24, 3rd quarter) *
 82 yards vs Indiana St, 10/23 (82 yds, 12 plays, 4:26; TD - Adam Hall, 20, pass from J.J. Jewell; 7:09, 4th quarter)
 81 yards vs Jacksonville St, 10/2 (81 yds, 17 plays, 3:21; FG - Chris Pino, 34, field goal; 0:01, 2nd quarter) *
 81 yards vs Eastern Illinois, 11/13 (81 yds, 4 plays, 1:34; TD - Robert Jackson, 68, run; 7:30, 3rd quarter) *
 80 yards vs Austin Peay, 9/18 (80 yds, 6 plays, 2:59; TD - Eric Kemp, 59, pass from Eddie Thompson; 10:07 2nd quarter)
 80 yards vs Southern Ill., 10/16 (80 yds, 6 plays, 2:31; TD - Lito Mason, 46, pass from Eddie Thompson; 12:29, 2nd quarter)
- Opp 94 yards by Indiana St, 10/23 (94 yds, 14 plays, 5:16; TD - Jason Potter, 3, run; 0:15, 4th quarter)
 92 yards by Kansas St, 9/11 (92 yds, 5 plays, 2:05; TD - Kevin Lockett, 33, pass from Chad May; 7:12, 3rd quarter)
 89 yards by Troy St, 11/6 (89 yds, 6 plays, 3:22; TD - Orlando Parker, 63, pass from Kelvin Simmons; 8:02, 1st quarter)
 87 yards by Murray St, 11/20 (87 yards, 5 plays, 1:30; TD - Wayne McGowan, 75, run; 8:58, 3rd quarter)
 86 yards by Western Illinois, 10/30 (86 yds, 10 plays, 5:00; TD - Tony Teague, 13, pass from Buck Yoder; 2:41, 4th quarter)
 84 yards by Indiana St, 10/23 (84 yds, 12 plays, 7:11; TD - Ben Wolfe, 1, run; 3:19, 1st quarter)

* WKU home game

I-AA Football's All-Time Winingest Teams

(minimum 20 seasons of competition; bowl and playoff games included)

Winning Percentage

Team (Years)	W - L - T	Pct	Team (Years)	W - L - T	Pct	Team (Years)	W - L - T	Pct
1. Yale (121)	773-264-55	.733	11. Eastern Kentucky (70)	418-241-27	.629	21. Bethune-Cookman (55)	295-194-22	.5988
2. Grambling State (51)	388-140-15	.728	12. Pennsylvania (117)	694-409-42	.624	22. McNeese State (43)	264-175-14	.5982
3. Tennessee State (66)	423-151-30	.725	13. South Carolina State (67)	360-214-27	.6215	23. Western Ky. (75)	403-267-31	.597
4. Florida A&M (61)	420-168-18	.708	14. Southern-B.R. (72)	414-248-25	.6208	24. Butler (104)	473-315-35	.596
5. Princeton (124)	706-289-49	.700	15. Georgia Southern (25)	163-100-7	.617	25. Delaware (102)	507-347-42	.5893
6. Harvard (119)	701-322-50	.677	16. Hofstra (53)	296-191-10	.606	26. Cornell (106)	548-377-34	.5892
7. Boise State (26)	199-96-2	.673	17. Dayton (86)	476-306-26	.605	27. Georgetown (DC) (82)	389-267-31	.5888
8. Fordham (95)	671-338-52	.657	18. Alcorn State (70)	344-220-37	.6032	28. Northern Iowa (95)	463-318-47	.5876
9. Jackson State (48)	304-168-13	.640	19. Appalachian State (64)	384-248-29	.6029	29. Holy Cross (98)	522-360-55	.586
10. Dartmouth (112)	591-324-45	.639	20. Middle Tennessee (77)	428-278-27	.6023			

1993 Game-by-Game Review

Game 1

Sept. 2, 1993 / Richmond, Ky.

WKU 15, Eastern Kentucky 10

	WKU	EKU
First Downs	13	12
Rush-Pass-Pen	9-4-0	9-3-0
Rush Atts-Net Yards	55-224	44-194
Net Yards Passing	72	39
Att-Comp-Int	10-4-0	19-5-1
Total Plays-Net Yards	65-296	63-233
Avg. Gain Per Play	5.0	3.0
Return Yards	85	10
Fumbles-Lost	2-1	2-1
Penalties-Yards	5-60	11-96
Interceptions-Yards	1-0	0-0
Punts-Average	9-35.3	9-46.6
Punt Returns-Yards	4-85	6-10
Kickoff Returns-Yards	2-45	2-60
Possession Time	29:59	30:01
Third-Down Conversions	7-18	3-14

Western Kentucky	0-3-6-6	15
Eastern Kentucky	0-3-0-7	10

Scoring Summary

2nd Quarter

WKU - Chris Pino, 31, field goal, 7:22 (70 yds, 19 plays, 8:17) ECU - Marc Collins, 29, field goal, 5:03 (68 yds, 6 plays, 2:19)

3rd Quarter

WKU - Jerome DeCarlo, 59, punt return (kick blocked), 5:34

4th Quarter

EKU - Carlo Stallings, 16, run (Collins kick), 6:49 (63 yds, 7 plays, 2:55) WKU - Davion Sarver, 11, run (run failed), 9:47 (74 yds, 6 plays, 1:27)
Attendance: 17,200

Individual Stat Leaders

Rushing

WKU - Davion Sarver 16-59 / 1 TD
Eddie Thompson 18-50

EKU - Mike Penman 24-165

Passing

WKU - Eddie Thompson 10-4-0 / 72 yds
EKU - Ron Jones 15-5-1 / 39 yds

Receiving

WKU - Joey Johnson 2-32
EKU - Jason Dunn 1-13

Punting

WKU - Rick Boeckmann 9 / 35.3
EKU - Tim McNamee 9 / 46.6

Game 2

Sept. 11, 1993 / Manhattan, Kan.

Kansas State 38, WKU 13

	KSU	WKU
First Downs	22	15
Rush-Pass-Pen	9-11-2	11-4-0
Rush Atts-Net Yards	33-175	56-179
Net Yards Passing	249	112
Att-Comp-Int	32-16-0	14-9-2
Total Plays-Net Yards	65-424	70-291
Avg. Gain Per Play	6.5	4.2
Return Yards	53	4
Fumbles-Lost	2-2	4-2
Penalties-Yards	7-40	5-35
Interceptions-Yards	2-2	0-0
Punts-Average	5-36.4	7-33.9
Punt Returns-Yards	3-51	2-4
Kickoff Returns-Yards	0-0	3-32
Possession Time	23:59	36:01
Third-Down Conversions	3-12	7-17

Western Kentucky	0-13-0-0	13
Kansas State	7-7-14-10	38

Scoring Summary

1st Quarter

KSU - J.J. Smith, 33, run (Tate Wright kick), 1:40 (72 yds, 6 plays, 1:55)

2nd Quarter

WKU - Robert Jackson, 6, run (Chris Pino kick), 8:01 (84 yds, 14 plays, 6:34) WKU - Pino, 27, field goal, 5:48 (1 yd, 4 plays, 0:52) KSU - Rod Schiller, 10, run (Wright kick), 1:21 (65 yds, 13 plays, 4:27) WKU - Pino, 35, field goal, 0:00 (44 yds, 7 plays, 1:21)

3rd Quarter

KSU - Kevin Lockett, 33, pass from Chad May (Wright kick), 7:12 (92 yds, 5 plays, 2:05) KSU - May, 1, run (Wright kick), 2:45 (55 yds, 7 plays, 2:04)

4th Quarter

KSU - Andre Coleman, 21, pass from May (Wright kick), 13:37 (50 yds, 4 plays, 1:39) KSU - Wright, 34, field goal, 2:17 (48 yds, 6 plays, 2:27)
Attendance: 29,356

Individual Stat Leaders

Rushing

WKU - Robert Jackson 11-52 / 1 TD
J.J. Jewell 20-36

KSU - J.J. Smith 11-99 / 1 TD

Rod Schiller 12-67 / 1 TD

Passing

WKU - J.J. Jewell 14-9-2 / 112 yds
KSU - Chad May 29-15-0 / 233 yds / 2 TD

Receiving

WKU - Joey Johnson 6-73
KSU - Andre Coleman 4-67 / 1 TD

Kevin Lockett 4-57 / 1 TD

Punting

WKU - Rick Boeckmann 6 / 39.2
KSU - Chad Romano 5 / 36.4

Game 3

Sept. 18, 1993 / Clarksville, Tenn.

WKU 28, Austin Peay 27

	APSU	WKU
First Downs	18	21
Rush-Pass-Pen	11-2-5	18-3-0
Rush Atts-Net Yards	49-247	56-363
Net Yards Passing	54	136
Att-Comp-Int	10-5-0	9-5-1
Total Plays-Net Yards	59-301	65-499
Avg. Gain Per Play	5.1	7.7
Return Yards	12	11
Fumbles-Lost	4-2	3-3
Penalties-Yards	4-19	5-63
Interceptions-Yards	1-0	0-0
Punts-Average	5-44.4	2-41.5
Punt Returns-Yards	0-0	1-11
Kickoff Returns-Yards	5-98	4-31
Possession Time	29:26	30:34
Third-Down Conversions	2-11	6-11

Western Kentucky	14-14-0-0	28
Austin Peay	0-7-7-13	27

Scoring Summary

1st Quarter

WKU - Eddie Thompson, 4, run (Chris Pino kick), 10:04 (64 yds, 9 plays, 3:21) WKU - Thompson, 44, run (Pino kick), 3:40 (73 yds, 6 plays, 3:52)

2nd Quarter

WKU - Eric Kemp, 59, pass from Thompson (Pino kick), 10:07 (80 yds, 6 plays, 2:59) APSU - Jesse Smith, 30, run (Steve Runnell kick), 8:09 (65 yds, 5 plays, 1:58) WKU - Lewis Magers, 1, run (Pino kick), 0:45 (26 yds, 5 plays, 1:36)

3rd Quarter

APSU - Barry Wilson, 52, run (Runnell kick), 4:25 (78 yds, 7 plays, 3:56)

4th Quarter

APSU - Jeff Gooch, 1, run (Runnell kick), 8:21 (66 yds, 5 plays, 1:10) APSU - James Upton, 1, run (pass intercepted), 0:30 (77 yds, 13 plays, 6:40)
Attendance: 6,089

Individual Stat Leaders

Rushing

WKU - Eddie Thompson 18-204 / 2 TDs
Lewis Magers 7-40 / 1 TD

APSU - Jesse Smith 10-108 / 1 TD
Barry Wilson 1-52 / 1 TD

Passing

WKU - Eddie Thompson 9-5-1 / 136 yds / 1 TD
APSU - Jeff Gooch 4-2-0 / 56 yds

Receiving

WKU - Joey Johnson 3-69
Eric Kemp 1-59 / 1 TD

APSU - Barry Wilson 1-38

Punting

WKU - Rick Boeckmann 2 / 41.5
APSU - David Hogan 5 / 44.4



1993 Game-by-Game Review

Game 4

Sept. 25, 1993 / Bowling Green, Ky.

WKU 40, Ala at Birmingham 13

	WKU	UAB
First Downs	28	18
Rush-Pass-Pen	22-6-0	7-11-0
Rush Atts-Net Yards	66-327	23-98
Net Yards Passing	124	217
Att-Comp-Int	13-8-0	41-25-2
Total Plays-Net Yards	79-451	64-315
Avg. Gain Per Play	5.7	4.9
Return Yards	52	10
Fumbles-Lost	2-1	1-1
Penalties-Yards	9-57	4-19
Interceptions-Yards	2-34	0-0
Punts-Average	4-37.7	5-42.2
Punt Returns-Yards	3-18	2-10
Kickoff Returns-Yards	2-83	6-100
Possession Time	37:22	22:38
Third-Down Conversions	7-12	3-10

Ala. at Birmingham 7- 6- 0-0—13
 Western Kentucky 7-12-14-7—40

Scoring Summary

1st Quarter

UAB - Pat Green, 1, run (Kevin Thomason kick), 12:09 (25 yds, 3 plays, 1:01) **WKU** - Eddie Thompson, 8, run (Chris Pino kick), 0:27 (62 yds, 15 plays, 7:07)

2nd Quarter

UAB - Eddie Sinclair, 4, run (kick failed), 5:59 (70 yds, 5 plays, 1:56) **WKU** - Antwan Floyd, 8, run (run failed), 3:39 (50 yds, 5 plays, 2:20) **WKU** - Larmando Watts, 20, pass from Thompson kick failed, 0:45 (51 yds, 9 plays, 2:21)

3rd Quarter

WKU - Eric Kemp, 31, pass from Thompson (Pino kick), 13:02 (60 yds, 6 plays, 1:58) **WKU** - Davion Sarver, 1, run (Pino kick), 5:24 (82 yds, 13 plays, 6:20)

4th Quarter

WKU - Robert Jackson, 19, pass from Thompson (Pino kick), 9:03 (63 yds, 12 plays, 5:51)
Attendance: 7,000

Individual Stat Leaders

Rushing

WKU - Eddie Thompson 15-115 / 1 TD
 Robert Jackson 16-65
UAB - Pat Green 14-87 / 1 TD

Passing

WKU - Eddie Thompson 13-8-0 / 124 yds / 3 TDs
UAB - John Whitcomb 37-23-1 / 172 yds

Receiving

WKU - Robert Jackson 4-59 / 1 TD
 Larmando Watts 2-28 / 1 TD
UAB - Robert Porter 4-42
 Pat Green 4-27

Punting

WKU - Rick Boeckmann 4 / 37.7
UAB - Chris Maye 5 / 42.2

Game 5

Oct. 2, 1993 / Bowling Green, Ky.

WKU 12, Jacksonville State 7

	JSU	WKU
First Downs	12	18
Rush-Pass-Pen	9-3-0	8-10-0
Rush Atts-Net Yards	49-166	54-197
Net Yards Passing	95	139
Att-Comp-Int	8-6-0	20-10-0
Total Plays-Net Yards	57-261	74-336
Avg. Gain Per Play	4.6	4.5
Return Yards	9	1
Fumbles-Lost	4-1	2-1
Penalties-Yards	7-64	8-70
Interceptions-Yards	0-0	0-0
Punts-Average	6-38.2	6-42.0
Punt Returns-Yards	3-9	1-1
Kickoff Returns-Yards	5-129	1-23
Possession Time	28:02	31:58
Third-Down Conversions	4-14	7-19

Jacksonville State 0- 0- 7-0—7
 Western Kentucky 3- 6- 3-0—12

Scoring Summary

1st Quarter

WKU - Chris Pino, 36, field goal, 6:27 (53 yds, 13 plays, 6:30)

2nd Quarter

WKU - Pino, 41, field goal, 13:41 (0 yds, 2 plays, 1:19) **WKU** - Pino, 34, field goal, 0:01 (81 yds, 17 plays, 3:21)

3rd Quarter

JSU - Tracy Pilot, 60, pass from Chuck Robinson (Lee Sutherland kick), 9:43 (77 yds, 4 plays, 1:47) **WKU** - Pino, 35, field goal, 2:46 (27 yds, 6 plays, 2:52)

Attendance: 8,800

Individual Stat Leaders

Rushing

WKU - Eddie Thompson 18-94
 Davion Sarver 14-40
JSU - Sean Richardson 14-49

Passing

WKU - Eddie Thompson 20-10-0 / 139 yds
JSU - Chuck Robinson 8-6-0 / 95 yds / 1 TD

Receiving

WKU - Eric Kemp 6-76
JSU - Tracy Pilot 4-85 / 1 TD

Punting

WKU - Rick Boeckmann 5 / 45.8
JSU - Jason Porch 6 / 38.2

Game 6

Oct. 16, 1993 / Carbondale, Ill.

WKU 51, Southern Illinois 24

	SIU	WKU
First Downs	24	24
Rush-Pass-Pen	6-16-2	20-3-1
Rush Atts-Net Yards	36-115	65-466
Net Yards Passing	286	103
Att-Comp-Int	46-23-0	8-4-0
Total Plays-Net Yards	82-401	73-569
Avg. Gain Per Play	4.9	7.8
Return Yards	5	0
Fumbles-Lost	1-1	0-0
Penalties-Yards	9-65	8-86
Interceptions-Yards	0-0	0-0
Punts-Average	3-42.7	1-33.0
Punt Returns-Yards	1-5	0-0
Kickoff Returns-Yards	6-123	2-29
Possession Time	30:02	29:58
Third-Down Conversions	7-18	9-13

Western Kentucky 17-14-13-7—51
 Southern Illinois 0-10- 0-14—24

Scoring Summary

1st Quarter

WKU - Robert Jackson, 70, run (Chris Pino kick), 13:42 (77 yds, 3 plays, 1:18) **WKU** - Dion Bryant, 3, run (Pino kick), 4:11 (89 yds, 15 plays, 6:33) **WKU** - Pino, 40, field goal, 1:19 (3 yds, 4 plays, 1:46)

2nd Quarter

WKU - Lito Mason, 46, pass from Eddie Thompson (Pino kick), 12:29 (80 yds, 6 plays, 2:31) **SIU** - Ryan Given, 31, field goal, 6:12 (76 yds, 15 plays, 6:17) **WKU** - Antwan Floyd, 5, run (Pino kick), 0:45 (67 yds, 11 plays, 3:15) **SIU** - Billy Swain, 30, pass from David Pierson (Given kick), 0:00 (69 yds, 5 plays, 0:45)

3rd Quarter

WKU - Mason, 39, pass from J.J. Jewell (kick failed), 12:06 (51 yds, 6 plays, 2:04) **WKU** - Floyd, 10, run (Pino kick), 5:58 (73 yds, 7 plays, 2:26)

4th Quarter

WKU - Jackson, 50, run (Pino kick), 12:50 (92 yds, 8 plays, 3:53) **SIU** - Swain, 12, pass from Matt Jones (Given kick), 6:27 (67 yds, 16 plays, 6:23) **SIU** - Melvin Dukes, 51, pass from Jones (Given kick), 2:49 (51 yds, 1 play, 0:15)

Attendance: 7,200

Individual Stat Leaders

Rushing

WKU - Robert Jackson 9-157 / 2 TDs; Davion Sarver 14-88; Antwan Floyd 10-73 / 2 TDs
SIU - Melvin Dukes 19-43

Passing

WKU - Eddie Thompson 5-3-0 / 64 yds / 1 TD
 J.J. Jewell 3-1-0 / 39 yds / 1 TD
SIU - Matt Jones 33-18-0 / 200 yds / 2 TDs

Receiving

WKU - Lito Mason 2-85 / 2 TDs; **SIU** - Melvin Dukes 7-100 / 1 TD
 Billy Swain 5-62 / 2 TDs

Punting

WKU - Rick Boeckmann 1 / 33.0
SIU - Mark Gagliano 3 / 42.7

1993 Game-by-Game Review



Game 7

Oct. 23, 1993 / Terre Haute, Ind.

Indiana State 41, WKU 14

	ISU	WKU
First Downs	15	24
Rush-Pass-Pen	12-3-0	20-4-0
Rush Atts-Net Yards	46-234	59-346
Net Yards Passing	69	86
Att-Comp-Int	7-6-0	16-9-0
Total Plays-Net Yards	53-303	75-432
Avg. Gain Per Play	5.7	5.8
Return Yards	188	88
Fumbles-Lost	2-1	3-3
Penalties-Yards	3-26	9-63
Interceptions-Yards	0-0	0-0
Punts-Average	3-42.7	4-21.3
Punt Returns-Yards	1-2	0-0
Kickoff Returns-Yards	2-82	5-88
Possession Time	28:34	31:26
Third-Down Conversions	4-11	9-15

Western Kentucky 0- 0- 7-7—14
 Indiana State 7-10-17-7—41

Scoring Summary

1st Quarter

ISU - Ben Wolfe, 1, run (Tom Allison kick), 3:19 (84 yds, 12 plays, 7:11)

2nd Quarter

ISU - Von Ganaway, 85, fumble return (Allison kick), 5:46 **ISU** - Allison, 31, field goal, 0:03 (58 yds, 11 plays, 3:53)

3rd Quarter

WKU - Antwan Floyd, 8, run (Chris Pino kick), 8:23 (74 yds, 14 plays, 6:37) **ISU** - Allison, 42, field goal, 6:14 (6 yds, 4 plays, 2:09) **ISU** - Wolfe, 5, run (Allison kick), 2:39 (38 yds, 5 plays, 2:42) **ISU** - Fred Hunt, 5, punt return (Allison kick), 1:15

4th Quarter

WKU - Adam Hall, 20, pass from J.J. Jewell (Pino kick), 7:09 (82 yds, 12 plays, 4:26) **ISU** - Jason Potter, 3, run (Allison kick), 0:15 (94 yds, 14 plays, 5:16)

Attendance: 10,191

Individual Stat Leaders

Rushing

WKU - Dion Bryant 15-80
 Antwan Floyd 12-78 / 1 TD
 Eddie Thompson 14-71
ISU - Jason Potter 10-83 / 1 TD
 David Wright 17-74
 Ben Wolfe 7-32 / 2 TDs

Passing

WKU - J.J. Jewell 8-5-0 / 47 yds / 1 TD
 Eddie Thompson 8-4-0 / 39 yds
ISU - Kip Hennelly 7-6-0 / 69 yds

Receiving

WKU - Lito Mason 3-29
ISU - Larry Brown 3-25

Punting

WKU - Rick Boeckmann 3 / 28.3
ISU - Jay Gerth 3 / 42.7

Game 8

Oct. 30, 1993 / Bowling Green, Ky.

WKU 41, Western Illinois 9

	WIU	WKU
First Downs	17	16
Rush-Pass-Pen	7-9-1	9-5-2
Rush Atts-Net Yards	36-63	56-200
Net Yards Passing	213	157
Att-Comp-Int	33-19-0	11-7-0
Total Plays-Net Yards	69-276	67-357
Avg. Gain Per Play	4.0	5.3
Return Yards	11	0
Fumbles-Lost	8-4	1-0
Penalties-Yards	9-66	6-36
Interceptions-Yards	0-0	0-0
Punts-Average	3-30.7	4-35.5
Punt Returns-Yards	3-11	1-0
Kickoff Returns-Yards	7-95	2-52
Possession Time	30:21	29:39
Third-Down Conversions	5-12	6-14

Western Illinois 0- 3- 0-6—9
 Western Kentucky 7-21-13-0—41

Scoring Summary

1st Quarter

WKU - Dion Bryant, 1, run (Chris Pino kick), 9:20 (9 yds, 3 plays, 1:11)

2nd Quarter

WKU - J.J. Jewell, 5, run (Pino kick), 13:14 (40 yds, 10 plays, 4:18) **WIU** - Matt Seman, 43, field goal, 10:16 (30 yds, 8 plays, 2:58) **WKU** - Lito Mason, 54, pass from Jewell (Pino kick), 9 : 2 1 (53 yds, 2 plays, 0:55) **WKU** - Antwan Floyd, 1, run (Pino kick), 2:49 (33 yds, 3 plays, 0:51)

3rd Quarter

WKU - Jewell, 2, run (Pino kick), 3:57 (60 yds, 8 plays, 2:42) **WKU** - Shawn Peachers, 4, run (kick blocked), 1:12 (43 yds, 4 plays, 1:08)

4th Quarter

WIU - Tony Teague, 13, pass from Buck Yoder (kick blocked), 2:41 (86 yds, 10 plays, 5:00)

Attendance: 4,511

Individual Stat Leaders

Rushing

WKU - J.J. Jewell 17-92 / 2 TDs
 Antwan Floyd 17-61 / 1 TD
WIU - Rory Lee 7-32

Passing

WKU - J.J. Jewell 11-7-0 / 157 yds / 1 TD
WIU - Rob St. Sauver 27-14-0 / 144 yds
 Buck Yoder 6-5-0 / 69 yds / 1 TD

Receiving

WKU - Lito Mason 4-115 / 1 TD
WIU - Gunnard Twyner 7-83

Punting

WKU - Rick Boeckmann 4 / 35.5
WIU - Ross Schulte 3 / 30.7

Game 9

Nov. 6, 1993 / Troy, Ala.

Troy State 31, WKU 24

	TSU	WKU
First Downs	20	19
Rush-Pass-Pen	6-11-3	14-4-1
Rush Atts-Net Yards	32-66	60-225
Net Yards Passing	311	116
Att-Comp-Int	33-19-0	10-6-1
Total Plays-Net Yards	65-377	70-341
Avg. Gain Per Play	5.8	4.9
Return Yards	7	0
Fumbles-Lost	0-0	2-1
Penalties-Yards	5-66	5-27
Interceptions-Yards	1-0	0-0
Punts-Average	7-34.4	5-33.6
Punt Returns-Yards	3-15	3-0
Kickoff Returns-Yards	2-45	5-68
Possession Time	27:06	32:52
Third-Down Conversions	3-16	7-15

Western Kentucky 7- 0-10- 7—24
 Troy State 7- 0- 0-24—31

Scoring Summary

1st Quarter

TSU - Orlando Parker, 63, pass from Kelvin Simmons (Ollie Quass kick), 8:02 (89 yds, 6 plays, 3:22) **WKU** - Antwan Floyd, 5, run (Chris Pino kick), 3:59 (77 yds, 9 plays, 4:03)

3rd Quarter

WKU - Floyd, 1, run (Pino kick), 11:48 (66 yds, 8 plays, 3:12) **WKU** - Pino, 18, field goal, 4:46 (71 yds, 8 plays, 3:41)

4th Quarter

WKU - Davion Sarver, 8, run (Pino kick), 14:53 (42 yds, 9 plays, 3:40) **TSU** - Ted Yarbrough, 1, run (Quass kick), 13:09 (72 yds, 6 plays, 1:44) **TSU** - Parker, 5, pass from Simmons (Quass kick), 9:54 (49 yds, 3 plays, 1:06) **TSU** - Quass, 19, field goal, 5:20 (48 yds, 11 plays, 3:54) **TSU** - Jimmy Godwin, 1, run (Quass kick), 0:14 (68 yds, 7 plays, 2:23)

Attendance: 5,100

Individual Stat Leaders

Rushing



1993 Game-by-Game Review

Game 10

Nov. 13, 1993 / Bowling Green, Ky.

WKU 28, Eastern Illinois 14

	EIU	WKU
First Downs	17	16
Rush-Pass-Pen	6-8-3	15-1-0
Rush Atts-Net Yards	45-69	52-345
Net Yards Passing	93	17
Att-Comp-Int	21-10-3	8-1-1
Total Plays-Net Yards	66-162	60-362
Avg. Gain Per Play	2.5	6.0
Return Yards	29	10
Fumbles-Lost	2-1	1-1
Penalties-Yards	8-57	9-86
Interceptions-Yards	1-0	3-23
Punts-Average	5-42.2	4-34.0
Punt Returns-Yards	2-29	2-13
Kickoff Returns-Yards	1-16	3-52
Possession Time	30:56	29:04
Third-Down Conversions	9-16	6-14

Eastern Illinois	7-0-0-7	14
Western Kentucky	7-7-7-7	28

Scoring Summary

1st Quarter

WKU - Antwan Floyd, 8, run (Chris Pino kick), 11:33 (41 yds, 7 plays, 2:51) EIU - Eric Dircks, 20, punt return (Steve Largent kick), 5:51

2nd Quarter

WKU - Eddie Thompson, 18, run (Pino kick), 7:08 (37 yds, 7 plays, 2:53)

3rd Quarter

WKU - Robert Jackson, 68, run (Pino kick), 7:30 (81 yds, 4 plays, 1:34)

4th Quarter

EIU - Rick Mullen, 3, pass from Pete Mauch (Largent kick), 9:54 (12 yds, 4 plays, 2:17) WKU - Davion Sarver, 15, run (Pino kick), 1:59 (64 yds, 5 plays, 2:16)

Attendance: 3,527

Individual Stat Leaders

Rushing

WKU - Antwan Floyd 17-118 / 1 TD

Robert Jackson 4-76 / 1 TD

EIU - Willie High 25-90

Passing

WKU - Eddie Thompson 8-1-1 / 17 yds

EIU - Pete Mauch 13-6-1 / 59 yds / 1 TD

Jeff Thorne 8-4-2 / 34 yds

Receiving

WKU - Lito Mason 1-17

EIU - Rick Mullen 4-27 / 1 TD

Punting

WKU - Rick Boeckmann 3 / 45.3

EIU - Darrell Rennels 5 / 42.2

Game 11

Nov. 20, 1993 / Bowling Green, Ky.

WKU 44, Murray State 14

	MSU	WKU
First Downs	12	23
Rush-Pass-Pen	6-5-1	15-6-2
Rush Atts-Net Yards	32-175	67-429
Net Yards Passing	132	115
Att-Comp-Int	26-11-1	13-6-1
Total Plays-Net Yards	58-307	80-544
Avg. Gain Per Play	5.3	6.8
Return Yards	7	15
Fumbles-Lost	1-1	1-0
Penalties-Yards	2-13	7-37
Interceptions-Yards	1-0	1-8
Punts-Average	6-31.0	3-40.3
Punt Returns-Yards	1-7	2-7
Kickoff Returns-Yards	7-106	3-66
Possession Time	26:14	33:46
Third-Down Conversions	3-13	7-15

Murray State	0-7-7-0	14
Western Kentucky	7-13-14-10	44

Scoring Summary

1st Quarter

WKU - Dion Bryant, 1, run (Chris Pino kick), 4:19 (88 yds, 13 plays, 4:43)

2nd Quarter

WKU - Pino, 27, field goal, 14:11 (67 yds, 7 plays, 2:48) WKU - Pino, 22, field goal, 11:54 (20 yds, 6 plays, 1:26) MSU - Butch Mosby, 3, run (Chris Dill kick), 10:33 (65 yds, 3 plays, 1:21) WKU - Bryant, 1, run (Pino kick), 5:12 (70 yds, 14 plays, 5:21)

3rd Quarter

MSU - Wayne McGowan, 75, run (Dill kick), 8:58 (87 yds, 5 plays, 1:30) WKU - Antwan Floyd, 7, run (kick blocked), 7:20 (66 yds, 5 plays, 1:38) WKU - Davion Sarver, 4, run (Eddie Thompson run), 2:31 (66 yds, 9 plays, 3:47)

4th Quarter

WKU - Pino, 26, field goal, 12:45 (68 yds, 6 plays, 2:37) WKU - J.J. Jewell, 4, run (Pino kick), 10:32 (32 yds, 5 plays, 2:13)

Attendance: 4,542

Individual Stat Leaders

Rushing

WKU - Eddie Thompson 16-205

Dion Bryant 20-87 / 2 TDs

MSU - Wayne McGowan 7-109 / 1 TD

Passing

WKU - Eddie Thompson 11-6-0 / 115 yds

MSU - Butch Mosby 11-6-0 / 94 yds

Cory Rodney 15-5-1 / 38 yds

Receiving

WKU - Armando Watts 3-36

Lito Mason 2-60

MSU - Xavier Shephard 4-10

Punting

WKU - Rick Boeckmann 3 / 40.3

MSU - Erik Lombard 6 / 31.0

WKU's Last Meeting with Central Fla.

Oct. 24, 1992 / Bowling Green, Ky.

WKU 50, Central Florida 36

	WKU	UCF
First Downs	25	28
Rush-Pass-Pen	18-6-1	5-22-1
Rush Atts-Net Yards	71-461	22-55
Net Yards Passing	132	471
Att-Comp-Int	20-7-1	57-33-1
Total Plays-Net Yards	91-593	79-526
Avg. Gain Per Play	6.5	6.7
Return Yards	4	0
Fumbles-Lost	3-1	4-4
Penalties-Yards	5-32	5-41
Interceptions-Yards	1-16	1-0
Punts-Average	4-34.5	5-42.0
Punt Returns-Yards	2-12	0-0
Kickoff Returns-Yards	1-13	8-71
Possession Time	34:54	25:37
Third-Down Conversions	10-19	4-12

Central Florida	7-7-0-22	36
Western Kentucky	7-6-17-20	50

Scoring Summary

1st Quarter

UCF - Bret Cooper, 26, pass from Darin Hinshaw (Franco Grilla kick), 11:25 (85 yds, 8 plays, 3:35) WKU - Davion Sarver, 3, run (Chris Pino kick), 3:23 (84 yds, 10 plays, 3:36)

2nd Quarter

WKU - Pino, 27, field goal, 1:44 (65 yds, 13 plays, 6:05) UCF - Cooper, 7, pass from Hinshaw (Grilla kick), 1:04 (73 yds, 3 plays, 0:40) WKU - Pino, 26, field goal, 0:14 (70 yds, 9 plays, 0:50)

3rd Quarter

WKU - Eddie Thompson, 26, run (Pino kick), 11:02 (80 yds, 9 plays, 3:58) WKU - Pino, 37, field goal, 9:37 (6 yds, 4 plays, 1:23) WKU - Robert Jackson, 75, run (Pino kick), 8:20 (73 yds, 1 play, 0:10)

4th Quarter

WKU - Jackson, 1, run (Pino kick), 13:13 (32 yds, 8 plays, 3:14) WKU - Sarver, 2, run (kick blocked), 12:09 (3 yds, 2 plays, 0:44) UCF - Mark Whittemore, 15, pass from Hinshaw (Grilla kick), 11:14 (65 yds, 6 plays, 0:55) WKU - Thompson, 34, run (Pino kick), 9:45 (41 yds, 3 plays, 1:29) UCF - Ton Thow, 3, pass from Hinshaw (Grilla kick), 6:36 (93 yds, 11 plays, 3:09) UCF - Cooper, 2, pass from Michael Jordan (Whittemore, pass from Jordan), 2:12 (93 yds, 18 plays, 2:33)

Attendance: 10,589

Individual Stat Leaders

Rushing

WKU - Eddie Thompson 16-205 / 2 TDs

UCF - Gerod Davis 15-79

Passing

WKU - Eddie Thompson 20-7-1 / 132 yds

UCF - Darin Hinshaw 39-25-1 / 393 yds / 4 TDs

Receiving

WKU - Robert Jackson 2-49

UCF - David Rhodes 10-231

Punting

WKU - Rick Boeckmann 4 / 34.5

UCF - Mike Nelson 5 / 42.0

Homecoming, Opener Records

Opening Game Record

Through 75 season-openers, the Hilltoppers have put together a record of 45 victories, 23 defeats and six ties (.649), with no score available for the 1916 season. A total of 36 different teams have provided the opposition in season-openers with the Toppers. Southeast Missouri has been the

most common opponent on opening day and Western has come out on top in six of seven such encounters with SEMO.

In home openers, Western gridders own an even more impressive 47-13-4 (.766) mark. East Tennessee has been the Toppers' most frequent

guest in home openers. In nine such matchups, Western has recorded eight wins over the Bucs.

Here's a game-by-game look at Western's opening game history:

Year	Opponent	Score	Year	Opponent	Score
1913	Elizabethtown HS	W 20-0	1953	Middle Tennessee	L 0-13
1914	Middle Tennessee	L 0-47	1954	Wittenberg*	W 32-13
1915	Hopkinsville HS	W 6-0	1955	East Tennessee*	W 20-7
1916	unknown		1956	East Tennessee	W 12-7
1917-19	No Team-World War I		1957	Southeast Missouri	W 25-20
1920	Morton Elliott	L 0-13	1958	Southeast Missouri*	L 19-28
1921	Union (Ky)	L 0-30	1959	Louisville	L 0-19
1922	Louisville	W 6-0	1960	Southeast Missouri*	L 19-28
1923	Louisville	W 19-7	1961	Southeast Missouri	W 13-0
1924	Campbellsville	W 65-0	1962	Southeast Missouri*	W 28-7
1925	Western Michigan	L 0-20	1963	Southeast Missouri	W 40-7
1926	Centre	T 0-0	1964	Southeast Missouri*	W 14-0
1927	Chattanooga	L 6-42	1965	Akron	T 6-6
1928	Centre	W 12-0	1966	St. Joseph's (Ind)*	W 42-21
1929	Middle Tennessee*	W 19-10	1967	St. Joseph's (Ind)	W 47-7
1930	Centre	L 0-31	1968	Butler*	W 35-0
1931	Mississippi	L 6-13	1969	Indiana State*	T 7-7
1932	Evansville*	W 38-0	1970	Indiana State	W 30-6
1933	Middle Tennessee*	W 32-0	1971	Wittenberg*	W 33-7
1934	Western Tennessee*	T 0-0	1972	Appalachian State*	L 6-7
1935	Bethel (Tenn)*	W 36-0	1973	Appalachian State	W 42-7
1936	West Liberty*	W 53-0	1974	C.W. Post*	W 48-0
1937	Kansas St Teachers	W 7-0	1975	Dayton	W 27-7
1938	Kansas St Teachers*	W 54-0	1976	Troy State*	T 10-10
1939	Ohio U	W 14-7	1977	UT-Chattanooga*	L 3-27
1940	Bradley Tech	W 13-0	1978	UT-Chattanooga*	L 15-42
1941	Austin Peay	W 58-0	1979	UT-Chattanooga	L 28-41
1942	Mississippi	L 6-39	1980	Evansville*	W 40-18
1943-45	No Team-World War II		1981	Evansville	W 35-7
1946	Austin Peay	W 25-6	1982	Louisville	L 10-20
1947	Evansville	T 0-0	1983	Louisville	L 22-41
1948	Evansville	L 6-12	1984	Appalachian State*	L 16-17
1949	Louisville*	L 7-47	1985	Tennessee State*	W 22-17
1950	Howard*	W 13-0	1986	Gardner-Webb*	W 35-13
1951	Bethel (Tenn)*	W 56-0	1987	Gardner-Webb	L 24-28
1952	Middle Tennessee*	W 33-19	1988	Morehead State	W 34-0
			1989	Illinois State	W 17-12
1990	Morehead State	W 24-0	1988	Southeast Missouri	W 12-0
1991	Austin Peay	L 14-18	1989	East Tennessee	L 7-13
1992	Eastern Kentucky*	L 7-21	1990	Southeast Missouri	L 19-28
1993	Eastern Kentucky	W 15-10	1991	East Tennessee	W 32-14
	*Home Game		1992	Southeast Missouri	W 28-7
			1993	East Tennessee	W 14-6
			1994	Southeast Missouri	W 14-0
			1995	East Tennessee	W 14-18
			1996	St. Joseph's (Ind)	W 42-21
			1997	East Tennessee	W 6-3
			1998	Butler	W 35-0
			1999	Indiana State	T 7-7
			2000	Austin Peay	W 28-9
			2001	Wittenberg	W 33-7
			2002	Appalachian State	L 6-7
			2003	East Tennessee	W 30-0
			2004	C.W. Post	W 48-0
			2005	Illinois State	W 24-14
			2006	Troy State	T 10-10
			2007	UT-Chattanooga	L 3-27
			2008	UT-Chattanooga	L 15-42
			2009	Lamar	L 27-58
			2010	Evansville	W 40-18
			2011	Delaware	L 14-38
			2012	Akron	W 10-3
			2013	SE Louisiana	L 7-27
			2014	Appalachian State	L 16-17
			2015	Tennessee State	W 22-17
			2016	Gardner-Webb	W 35-13
			2017	Gardner-Webb	L 24-28
			2018	Eastern Kentucky	W 16-14
			2019	Middle Tennessee	W 31-16
			2020	Illinois State	W 19-9
			2021	Murray State	W 14-0
			2022	Eastern Kentucky	L 7-21
			2023	Ala at Birmingham	W 40-13

Homecoming Record

1927	Louisville	W 7-6
1928	Georgetown	W 19-0
1929	Centre	L 6-7
1930	Louisville	W 7-6
1931	Miami (Fla.)	W 20-0
1932	Georgetown	W 24-0
1933	Murray State	L 6-20
1934	Howard	T 0-0
1935	Howard	L 0-19
1936	Oglethorpe	W 6-0
1937	Tampa	W 13-0
1938	Western Michigan	W 13-6
1939	Louisiana Tech	W 20-7
1940	Western Michigan	W 25-6
1941	Eastern Kentucky	W 27-20
1942	Tennessee Tech	T 6-6
1943-45	No Games - World War II	
1946	Western Michigan	L 20-32
1947	Bradley	W 15-15
1948	Eastern Kentucky	W 14-13
1949	Delta State	W 13-7
1950	Eastern Kentucky	W 14-13
1951	Tennessee Tech	L 7-14
1952	Eastern Kentucky	W 48-6
1953	Tennessee Tech	L 21-32
1954	Eastern Kentucky	L 0-21
1955	Murray State	L 12-28
1956	Eastern Kentucky	W 14-6
1957	Morehead State	W 28-6
1958	Eastern Kentucky	W 21-14
1959	Tennessee Tech	L 19-29
1960	Eastern Kentucky	L 7-17



Hilltopper Rivalries

Western's All-Time Series Records with 94 Colleges and Universities

School	W- L-T	Pct	First Met	Last Met	School	W- L-T	Pct	First Met	Last Met
Akron	3-7-2	.333	1965 (T 6-6)	1985 (L 32-34)*	Morehead State	38-7-2	.830	1939 (W 2-0)*	1991 (W 48-21)*
Ala at Birmingham	1-0-0	1.000	1993 (W 40-13)*	1993 (W 40-13)*	Morton Elliott	1-1-0	.500	1920 (L 0-13)+	1922 (W 63-0)+
Appalachian State	1-3-0	.250	1972 (L 6-7)*	1985 (L 14-31)	Murray State	29-22-7	.560	1931 (W 7-0)*	1993 (W 44-14)*
Arkansas State	1-1-1	.500	1947 (T 14-14)*	1952 (W 34-19)#	New Hampshire	1-0-0	1.000	1975 (W 14-3)++	1975 (W 14-3)++
Austin Peay	29-5-1	.843	1940 (W 20-0)*	1993 (W 28-27)	North Carolina A&T	2-0-0	1.000	1987 (W 45-27)	1988 (W 44-0)*
Ball State	1-0-0	1.000	1929 (W 13-0)*	1929 (W 13-0)*	Northeast Louisiana	3-1-0	.750	1952 (W 42-27)*	1955 (L 9-21)
Bethel (Ky.)	4-2-2	.625	1915 (T 14-14)+	1930 (W 31-0)*	Northern Illinois	1-0-0	1.000	1969 (W 14-12)	1969 (W 14-12)
Bethel (Tenn.)	7-0-0	1.000	1922 (W 19-0)+	1951 (W 56-0)*	Northern Iowa	2-2-0	.500	1975 (W 14-12)	1992 (L 6-34)
Boston University	1-0-0	1.000	1985 (W 28-7)*	1985 (W 28-7)*	Northern Michigan	1-2-0	.333	1975 (L 14-16)+++	1979 (W 28-21)*
Bradley	3-1-0	.750	1937 (W 21-0)	1947 (W 15-13)*	Oglethorpe (Ga.)	1-0-0	1.000	1936 (W 6-0)*	1936 (W 6-0)*
Bryson	2-0-0	1.000	1922 (W 23-12)+	1923 (W 25-13)+	Ohio University	1-1-0	.500	1939 (W 14-7)	1941 (L 7-20)
Butler	7-1-0	.875	1965 (L 20-27)	1973 (W 48-6)	Olivet (Mich.)	1-0-0	1.000	1964 (W 44-20)*	1964 (W 44-20)*
Campbellsville	1-0-0	1.000	1924 (W 65-0)+	1924 (W 65-0)+	Ozarks (Ark.)	0-2-0	.000	1925 (L 0-20)+	1926 (L 3-14)+
Catawba (N.C.)	1-0-0	1.000	1931 (W 14-7)*	1931 (W 14-7)*	Presbyterian (S.C.)	1-0-0	1.000	1940 (W 26-7)*	1940 (W 26-7)*
Centenary (La.)	0-1-0	.000	1923 (L 6-75)+	1923 (L 6-75)+	St. Joseph's (Ind.)	2-0-0	1.000	1966 (W 42-21)*	1967 (W 47-7)
Central Florida	2-1-0	.667	1984 (L 34-35)*	1992 (W 50-36)*	Samford (Howard)	3-3-1	.500	1934 (T 0-0)*	1950 (W 13-0)*
Centre	2-4-1	.357	1925 (L 0-13)+	1935 (W 13-7)	Southeastern Louisiana	0-2-0	.000	1983 (L 7-27)*	1984 (L 0-28)
Cumberland (Ky.)	2-1-0	.667	1922 (W 13-7)+	1928 (W 25-0)*	Southeast Missouri	8-1-0	.889	1952 (W 41-0)*	1964 (W 14-0)*
C.W. Post (N.Y.)	1-0-0	1.000	1974 (W 48-0)*	1974 (W 48-0)*	Southern Illinois	2-0-0	1.000	1992 (W 41-39)*	1993 (W 51-24)
Dayton	2-0-0	1.000	1974 (W 32-15)*	1975 (W 27-7)	Southern Presbyterian	2-0-0	1.000	1921 (W 12-0)+	1922 (W 21-0)+
Delaware	0-2-0	.000	1981 (L 14-38)*	1982 (L 0-31)	Southwestern (Tenn.)	1-1-0	.500	1928 (W 18-0)*	1929 (L 6-12)
Delta State	4-1-0	.800	1949 (L 7-13)*	1953 (W 21-19)	SW Louisiana	0-1-0	.000	1992 (L 14-17)	1992 (L 14-17)
Drake	1-1-0	.500	1965 (W 28-21)*	1966 (L 21-37)	Southwest Missouri	2-2-0	.500	1984 (L 10-25)*	1989 (W 42-33)*
Eastern Illinois	3-8-0	.273	1983 (L 14-34)*	1993 (W 28-14)*	Stetson	0-2-0	.000	1950 (L 14-41)	1953 (L 7-18)
Eastern Kentucky	38-30-3	.556	1914 (L 6-36)+	1993 (W 15-10)	Tampa	4-0-1	.900	1935 (W 18-0)*	1963 (T 14-14)
Eastern Michigan	1-1-0	.500	1970 (W 45-6)*	1971 (L 14-17)	UT-Chattanooga	3-8-0	.273	1927 (L 6-42)	1991 (L 22-26)
East Tennessee	18-6-2	.731	1953 (W 32-13)*	1978 (W 27-21)	Tennessee State	1-1-0	.500	1985 (W 22-17)*	1986 (L 3-25)
Evansville	14-3-2	.789	1924 (W 35-0)	1981 (W 35-7)	Tennessee Tech	27-22-1	.550	1922 (W 19-0)+	1990 (L 22-33)
Gardner-Webb	1-1-0	.500	1986 (W 35-13)*	1987 (L 24-28)*	Transylvania	8-2-0	.800	1923 (W 13-6)+	1935 (W 35-0)*
Georgetown (Ky.)	9-1-0	.900	1927 (L 0-6)	1950 (W 41-13)*	Troy State	0-2-1	.167	1976 (T 10-10)*	1993 (L 24-31)
Georgia Southern	0-2-0	.000	1986 (L 32-49)*	1987 (L 20-23)	Union (Ky.)	2-1-0	.667	1921 (L 0-30)+	1937 (W 21-0)*
Grambling State	1-0-0	1.000	1973 (W 28-20)##	1973 (W 28-20)##	Union (Tenn.)	3-3-0	.500	1927 (L 0-19)*	1949 (W 20-7)
Illinois State	5-2-0	.714	1975 (W 24-14)*	1992 (L 7-23)	U.S. Coast Guard Acad	1-0-0	1.000	1963 (W 27-0)\$	1963 (W 27-0)\$
Illinois Wesleyan	0-1-0	.000	1933 (L 0-7)*	1933 (L 0-7)*	Vanderbilt	0-4-0	.000	1922 (L 6-13)+	1938 (L 0-12)
Indiana State	2-3-1	.417	1969 (T 7-7)*	1993 (L 14-41)	Western Carolina	2-1-0	.667	1938 (W 55-0)*	1974 (L 2-20)
Jacksonville State	1-0-0	1.000	1993 (W 12-7)*	1993 (W 12-7)*	Western Illinois	4-1-0	.800	1937 (W 28-0)*	1993 (W 41-9)*
John Carroll (Ohio)	0-1-0	.000	1924 (L 0-51)+	1924 (L 0-51)+	Western Michigan	3-10-0	.231	1923 (L 0-24)+	1947 (L 0-39)
Kalamazoo	0-1-1	.250	1926 (L 2-3)	1930 (T 0-0)*	West Liberty (W.Va.)	1-0-0	1.000	1936 (W 33-0)*	1936 (W 33-0)*
Kansas State	0-1-0	.000	1993 (L 13-38)	1993 (L 13-38)	Wittenberg (Ohio)	4-0-0	1.000	1954 (W 32-13)*	1972 (W 19-7)
Kansas St. Teachers	2-0-0	1.000	1937 (W 7-0)	1938 (W 34-0)*	Xavier (Ohio)	0-3-0	.000	1923 (L 14-21)+	1936 (L 7-12)
Kentucky State	2-0-0	1.000	1980 (W 30-8)	1981 (W 54-14)*	Youngstown State	6-4-0	.600	1942 (L 6-40)	1990 (L 14-17)*
Kentucky Wesleyan	4-3-0	.571	1923 (W 24-6)+	1930 (W 25-14)*					
Lamar	0-1-0	.000	1979 (L 27-58)*	1979 (L 27-58)*					
Lambuth (Tenn.)	1-0-0	1.000	1926 (W 29-13)+	1926 (W 29-13)+					
Lehigh	1-0-0	1.000	1973 (W 25-16)*	1973 (W 25-16)*					
Livingston (Ala.)	1-1-0	.500	1986 (L 21-23)+	1987 (W 21-14)+					
Louisiana College	1-0-0	1.000	1948 (W 35-18)*	1948 (W 35-18)*					
Louisiana Tech	1-2-0	.333	1939 (W 20-7)*	1973 (L 0-34)###					
Louisville	12-18-0	.400	1922 (W 6-0)	1990 (L 7-41)					
Marshall	1-3-0	.250	1941 (L 7-34)	1951 (L 21-35)					
Memphis State	2-2-1	.500	1933 (W 19-0)	1956 (L 0-42)					
Miami (Fla.)	2-0-0	1.000	1930 (W 19-0)	1931 (W 20-0)*					
Middle Tennessee	27-29-1	.482	1914 (L 0-47)+	1991 (L 21-23)*					
Mississippi	0-2-0	.000	1931 (L 6-13)	1942 (L 6-39)					
Mississippi College	1-0-0	1.000	1956 (W 14-0)*	1956 (W 14-0)*					

* In Bowling Green
 + Site Unknown
 ** Neutral Site - Tangerine Bowl, Orlando, Fla.
 ++ Neutral Site - Grantland Rice Bowl, Baton Rouge, La.
 +++ Neutral Site - Camellia Bowl, Sacramento, Calif.
 # Neutral Site - Refrigerator Bowl, Evansville, Ind.
 ## Neutral Site - Grantland Rice Bowl, Baton Rouge, La.
 ### Neutral Site - Camellia Bowl, Sacramento, Calif.

The Hilltopper Record Book





WKU Team Records

Total Offense

Plays

Game: 97 - vs. Eastern Illinois, 11/10/84
96 - vs. Eastern Illinois, 11/15/86
94 - vs. Murray State, 11/22/69*

Season: 970 - 1975 (13 games)
943 - 1973 (13 games)
866 - 1988 (13 games)
846 - 1984 (11 games)
807 - 1981 (11 games)
803 - 1985 (11 games)
799 - 1991 (11 games)
778 - 1993 (11 games)
777 - 1969 (10 games)

Per Game: 77.7 - 1969 (777; 10 games)
76.9 - 1984 (846; 11 games)
74.6 - 1975 (970; 13 games)

Net Yards

Game: 617 - vs. Southern Illinois, 10/29/92*
593 - vs. Central Florida, 10/24/92*
575 - vs. Bethel (Tenn.), 9/22/51*
573 - vs. Tenn. Tech, 10/21/89 (Hc)*

Season: 4,956 - 1973 (13 games)
4,478 - 1993 (11 games)
4,330 - 1952 (10 games)
4,201 - 1988 (13 games)
3,998 - 1991 (11 games)
3,857 - 1985 (11 games)

Yards Per Game

Season: 433.0 - 1952 (4,330 yds, 10 games)

First Downs

Game: 28 - vs. C.W. Post, 9/14/74*
vs. Lamar, 9/15/79*
vs. Tenn. Tech, 10/21/89 (Hc)*
vs. UAB, 9/25/93*

Season: 241 - 1973 (13 games)
217 - 1993 (11 games)
216 - 1988 (13 games)
210 - 1991 (11 games)
207 - 1984 (11 games)
205 - 1979 (10 games)
201 - 1987 (11 games)

Per Game: 20.5 - 1979 (205; 10 games)
19.8 - 1952 (198; 10 games)
19.7 - 1993 (217; 11 games)
19.1 - 1991 (210; 11 games)
18.8 - 1984 (207; 11 games)
18.5 - 1973 (241; 13 games)

Penalties

Game: 15 - vs. Morehead State, 9/10/88
14 - vs. Morehead State, 11/7/64
vs. Murray State, 11/19/55 (Hc)*
vs. Western Illinois, 10/12/68
vs. Evansville, 9/5/81
vs. Illinois State, 9/2/89
vs. Morehead State, 9/21/91*

Season: 120 - 1988 (13 games)

88 - 1989 (11 games)
84 - 1973 (13 games)
83 - 1985 (11 games)
82 - 1984 (11 games)
1986 (11 games)
81 - 1953 (10 games)

Per Game: 9.2 - 1988 (120; 13 games)
8.1 - 1953 (81; 10 games)

Yards Penalized

Game: 167 - vs. Evansville, 9/5/81
160 - vs. Morehead State, 9/10/88
161 - vs. Kentucky State, 9/19/81*
153 - vs. Morehead State, 10/9/54

Season: 1,034 - 1988 (13 games)
919 - 1968 (10 games)
917 - 1981 (11 games)

Per Game: 91.9 - 1968 (919; 10 games)
84.6 - 1952 (846; 10 games)
83.4 - 1981 (917; 11 games)

Fumbles

Game: 9 - vs. Eastern Illinois, 11/12/83 (lost 5)*
8 - vs. Tampa, 9/21/63 (lost 7)

Fumbles Lost

Game: 7 - vs. Tampa, 9/21/63
Season: 26 - 1957

Rushing

Plays

Game: 72 - vs. Eastern Illinois, 11/9/91*
71 - vs. Central Florida, 10/24/92 (Hc)*
70 - vs. Northern Michigan, 12/13/75#
68 - vs. SE Missouri, 9/14/63
vs. Murray State, 11/20/82*

Season: 727 - 1975 (13 games)
646 - 1993 (11 games)
596 - 1988 (13 games)
592 - 1992 (10 games)
584 - 1991 (11 games)
559 - 1963 (11 games)
550 - 1973 (13 games)

Per Game: 59.2 - 1992 (596; 10 games)
58.7 - 1993 (646; 11 games)
55.9 - 1975 (727; 13 games)
53.1 - 1980 (531; 10 games)
53.1 - 1991 (584; 11 games)
52.9 - 1979 (529; 10 games)
50.8 - 1963 (559; 11 games)

Net Yards

Game: 554 - vs. Southern Illinois, 10/29/92
520 - vs. Union (Tenn.), 10/16/48*

Season: 3,301 - 1993 (11 games)
2,912 - 1988 (13 games)
2,871 - 1992 (10 games)
2,860 - 1991 (11 games)
2,646 - 1963 (11 games)

Yards Per Game

Season: 300.1 - 1993 (3,301 yds, 11 games)
287.1 - 1992 (2,871 yds, 10 games)
262.2 - 1967 (2,360 yds, 9 games)

Yards Per Play

Game: 9.55 - vs. Southern Illinois, 10/29/92 (554 yds, 58 atts)*

7.85 - vs. Morehead State, 9/21/91 (369 yds, 47 atts)*

7.34 - vs. Murray State, 11/18/67 (433 yds, 59 atts)*

7.27 - vs. No. Carolina A&T, 11/19/88 (371 yds, 51 atts)*

Season: 5.11 - 1993 (3,301 yds, 646 atts)
4.90 - 1991 (2,860 yds, 584 atts)
4.89 - 1988 (2,912 yds, 596 atts)
4.850 - 1992 (2,871 yds, 592 atts)
4.848 - 1952 (2,234 yds, 461 atts)
4.73 - 1963 (2,646 yds, 559 atts)

First Downs

Game: 22 - vs. Southeast Missouri, 9/14/63
vs. Eastern Illinois, 11/9/91*
vs. Southern Illinois, 10/29/92*
vs. Ala. at Birmingham, 9/25/93*

Season: 161 - 1993 (11 games)
143 - 1992 (10 games)
142 - 1988 (13 games)
131 - 1991 (11 games)
122 - 1963 (10 games)

Touchdowns

Season: 35 - 1963 (11 games)

Passing

Attempts

Game: 69 - vs. Middle Tennessee, 11/9/85
59 - vs. Akron, 11/15/69
vs. Akron, 10/5/85*

Season: 506 - 1985 (11 games)
481 - 1984 (11 games)
424 - 1986 (11 games)
393 - 1973 (13 games)
325 - 1969 (10 games)

Per Game: 46.0 - 1985 (506; 11 games)
43.7 - 1984 (481; 11 games)

Completions

Game: 43 - vs. Middle Tennessee, 11/9/85
37 - vs. Akron, 11/15/69

Season: 281 - 1985 (11 games)
251 - 1984 (11 games)
219 - 1986 (11 games)
197 - 1973 (13 games)
164 - 1981 (11 games)
163 - 1969 (10 games)

Per Game: 25.5 - 1985 (281; 11 games)
22.8 - 1984 (251; 11 games)

Net Yards

Game: 494 - vs. Akron, 10/5/85*
413 - vs. Akron, 11/15/69

Season: 3,064 - 1985 (11 games)
2,812 - 1984 (11 games)
2,675 - 1973 (13 games)
2,520 - 1986 (11 games)
2,109 - 1981 (11 games)
2,096 - 1952 (10 games)
2,042 - 1969 (10 games)

Per Game: 278.5 - 1985 (3,064; 11 games)
255.6 - 1984 (2,812; 11 games)

Percent Completed

Game (min. 10 atts): .800 (16-20) vs. Delta St., 11/1/52*
Season: .615 (142-231), 1952

Had Intercepted

Game: 6 - vs. Murray State, 11/21/64
vs. Tennessee Tech, 10/14/72
vs. Grambling State, 12/8/73##

Season: 27 - 1963 (13 games)
25 - 1964 (10 games)

First Downs

Game: 20 - vs. Middle Tennessee, 11/9/85
19 - vs. Morehead State, 10/27/84
vs. Murray State, 11/23/85*
18 - vs. Akron, 11/15/69
vs. Eastern Illinois, 11/15/86

Season: 131 - 1985 (11 games)
130 - 1984 (11 games)
110 - 1986 (11 games)
100 - 1981 (11 games)

Touchdowns

Game: 5 - vs. Morehead State, 10/11/52
vs. Morehead State, 10/28/78
vs. Akron, 10/5/85*

Season: 29 - 1973 (13 games)
20 - 1952 (10 games)
1985 (11 games)

Punting

Punts

Game: 13 - vs. Tennessee Tech, 10/19/74
vs. Tennessee State, 10/18/86

Season: 104 - 1975 (13 games)
80 - 1986 (11 games)
78 - 1973 (13 games)
1976 (10 games)
1982 (10 games)

Per Game: 8.0 - 1975 (104; 13 games)
7.8 - 1976 (78; 10 games)
1982 (78; 10 games)

WKU Team Records



Net Yards

Game: 578 - vs. Tennessee Tech, 10/19/74
Season: 4,080 - 1975 (13 games)
3,202 - 1976 (10 games)
3,199 - 1986 (11 games)

Average Per Punt

Game (min. 5 punts): 49.4 - vs. Appalachian St., 9/8/73
(346 yds, 7 punts)

Season: 41.1 - 1976 (3,202 yds, 78 punts)
40.298 - 1980 (2,700 yds, 67 punts)
40.290 - 1990 (2,216 yds, 55 punts)

Punt Returns

Returns

Game: 12 - vs. Middle Tennessee, 9/20/52*
Season: 60 - 1974 (10 games)
53 - 1973 (13 games)
52 - 1975 (13 games)
44 - 1972 (10 games)
41 - 1981 (11 games)
40 - 1976 (10 games)

Net Yards

Game: 167 - vs. Youngstown State, 10/11/80*
161 - vs. Lamar, 9/15/79*
153 - vs. Morehead State, 10/10/53

Season: 813 - 1966 (10 games)
778 - 1979 (10 games)
708 - 1977 (10 games)

Kickoff Returns

Returns

Game: 10 - vs. Lamar, 9/15/79*
8 - vs. Tennessee Tech, 10/16/65*
vs. Louisville, 9/20/86
vs. Ga. Southern, 11/1/86 (Hc)*

Season: 48 - 1991 (11 games)
47 - 1986 (11 games)
45 - 1977 (10 games)
1989 (11 games)
44 - 1984 (11 games)
40 - 1966 (10 games)
1979 (10 games)
1990 (10 games)

Net Yards

Game: 209 - vs. Louisville, 11/4/89
203 - vs. Louisville, 10/27/90
188 - vs. Austin Peay, 10/25/86
176 - vs. Morehead State, 10/30/82
161 - vs. Lamar, 9/15/79*
159 - vs. Eastern Illinois, 11/10/84
154 - vs. Delaware, 9/12/81*

Season: 985 - 1986 (11 games)
902 - 1989 (11 games)
848 - 1982 (10 games)
833 - 1990 (10 games)
813 - 1966 (10 games)

Interceptions

Returns

Game: 7 - vs. Morehead State, 11/6/65*
Season: 35 - 1973 (13 games)
34 - 1952 (10 games)

Net Yards

Game: 153 - vs. Murray State, 11/21/92
139 - vs. Western Illinois, 10/12/68

Season: 458 - 1973 (13 games)
355 - 1968 (10 games)
313 - 1952 (10 games)
296 - 1974 (10 games)

Scoring

Points

Game: 73 - vs. Bethel (Ky.), 11/27/24
66 - vs. Western Illinois, 10/12/68
65 - vs. Campbellsville, 1924
61 - vs. Evansville, 11/20/26
vs. Bethel (Tenn.), 10/8/27
vs. Tenn. Tech, 10/21/89 (Hc)*

Season: 430 - 1973 (13 games)
336 - 1952 (10 games)
311 - 1988 (13 games)
310 - 1993 (11 games)
309 - 1963 (11 games)
281 - 1968 (10 games)
279 - 1989 (11 games)
276 - 1967 (9 games)

Per Game: 33.6 - 1952 (336 pts, 10 games)
33.1 - 1973 (430 pts, 13 games)
30.7 - 1967 (276 pts, 9 games)

Touchdowns

Game: 11 - vs. Bethel (Ky.), 11/27/24
Season: 62 - 1973 (13 games)
50 - 1952 (10 games)
45 - 1963 (11 games)

Extra Points

Game: 8 - vs. Tennessee Tech, 10/14/67*
vs. Murray State, 11/22/69*
Season (PAT-K): 50 - 1973 (13 games)
Season (PAT-K-R-P): 51 - 1973 (13 games)



WKU Team Records

Field Goals

Game: 4 – vs. Eastern Kentucky, 9/29/90*
vs. Jacksonville State, 10/2/93 (Hc)*
3 – vs. Tennessee State, 9/7/85*
vs. Eastern Illinois, 11/14/87*
vs. Eastern Kentucky, 9/24/88*
vs. Central Florida, 10/24/92 (Hc)*
vs. Murray State, 11/20/93*
2 – on 31 occasions
Season: 15 – 1988 (13 games)
13 – 1987 (11 games)
12 – 1993 (11 games)
11 – 1990 (10 games)
10 – 1976 (10 games)
1984 (11 games)
1985 (11 games)

Points by Kicking

Season: 80 – 1988 (15 FGs, 35 PATs; 13 gms)
69 – 1987 (13 FGs, 30 PATs; 11 gms)
68 – 1993 (12 FGs, 32 PATs; 11 gms)
56 – 1973 (2 FGs, 51 PATs; 13 gms)
53 – 1975 (8 FGs, 29 PATs; 13 gms)
52 – 1971 (9 FGs, 25 PATs; 10 gms)
1985 (10 FGs, 22 PATs; 11 gms)

Games Held Scoreless

Season: 5 – 1925
Consecutive: 4 – 1915 (Oct. 15-Nov. 12)

Winning Margin

Game:
73 – Western 73, Bethel (Ky.) 0, 11/27/24
66 – Western 66, Western Illinois 0, 10/12/68
65 – Western 65, Campbellsville 0, 1924
61 – Western 61, Evansville 0, 11/20/26
Western 61, Bethel (Tenn.) 0, 10/8/27

Losing Margin

Game:
69 – Centenary 75, Western 6, 11/3/23
51 – Owensboro HS 51, Western 0, 10/15/15
John Carroll 51, Western 0, 10/4/24

Points by Both Teams

Game:
86 – Western 50, Cent. Fla. 36, 10/24/92 (Hc)*
85 – Lamar 58, Western 27, 9/15/79*
81 – Centenary 75, Western 6, 11/3/23
Ga. Southern 49, Western 32, 11/1/86 (Hc)*
80 – Western 41, Southern Ill. 39, 10/29/92*
79 – Western 41, Youngstown St. 38, 10/28/89
75 – Western 42, SW Missouri 33, 10/12/89*
Western 61, Tenn. Tech 14, 10/21/89 (Hc)*
Western 51, Southern Illinois 24, 10/16/93
72 – Eastern Ky. 51, Western 21, 10/26/85
Western 45, No. Carolina A&T 27, 11/21/87
70 – Western 56, Murray State 14, 11/22/69*
Northern Iowa 49, Western 21, 10/26/91*

* Home Game
(Hc) Homecoming
NCAA Division II National Championship Game,
Camellia Bowl, Sacramento, Calif.
NCAA Division II National Championship Semi-Final
Game, Grantland Rice Bowl, Baton Rouge, La.

Defense

Fewest Total Yards

Game: 13 – vs. Butler, 11/13/71
Season: 1,511 – 1971 (10 games)
1,590 – 1962 (8 games)

Lowest Average Total Yards

Season: 151.1 – 1971 (1,511 yds, 10 games)

Fewest Yards Rushing

Game: -77 – vs. Dayton, 10/21/74 (Hc)*
Season: 484 – 1963 (11 games)

Lowest Average Yards Rushing

Season: 44.0 – 1963 (484 yds, 11 games)

Fewest Yards Passing

Game: -3 – vs. Austin Peay, 9/22/73
Season: 365 – 1960 (9 games)

Lowest Average Yards Passing

Season: 40.6 – 1960 (365 yds, 9 games)

Most Opponents Fumbles Recovered

Game: 7 – vs. Tennessee Tech, 10/14/67*
vs. C.W. Post, 9/14/74*
Season: 29 – 1973 (13 gms); 1982 (10 gms)
28 – 1975 (13 games)
26 – 1970 (10 gms); 1974 (10 gms)
25 – 1981 (11 games)

Fewest First Downs

Season: 90 – 1964 (10 games)

Fewest Points Allowed

Season: 7 – 1928 (9 games)
13 – 1920 (1 game)
20 – 1937 (9 gms); 1940 (9 gms)
32 – 1929 (10 games)

Most Games Opp. Held Scoreless

Season: 8 – 1928
7 – 1937
6 – 1929; 1930; 1932; 1940
Consecutive: 9 – 11/19/27, thru 11/10/28

Miscellaneous

Consecutive Wins

14 – 11/4/72 thru 12/8/73
10 – 9/28/63 thru 9/19/64
9 – 11/19/27 thru 11/10/28
11/14/53 thru 10/30/54
9/16/80 thru 11/8/80

Consecutive Games Without a Loss

14 – 11/3/62 thru 9/9/64 (13-0-1)
11/4/72 thru 12/8/73 (14-0-0)
9 – 11/18/21 thru 11/10/22 (8-0-1)
11/19/27 thru 11/10/28 (9-0-0)
10/4/30 thru 12/6/30 (8-0-1)
10/19/40 thru 10/3/41 (8-0-1)
11/14/53 thru 10/30/54 (9-0-0)
9/6/80 thru 11/8/80 (9-0-0)

Consecutive Games Without a Win

9 – 11/5/83 thru 10/4/84 (0-9-0)
9/22/90 thru 9/7/91 (0-9-0)
7 – 10/25/46 thru 10/4/47 (0-5-2)

Consecutive Tie Games

2 – 9/26/47 (Western 0, Evansville 0)
10/4/47 (Western 14, Arkansas St. 14)

Consecutive Games Scoring

88 – 10/9/65 thru 12/8/73

Largest Crowd

40,165 – vs. Akron (Rubber Bowl, Akron, Ohio),
11/18/65 (Western 6, Akron 6)

Largest Home Crowd

20,428 – vs. Eastern Kentucky, 10/26/68
(Eastern 16, Western 7)

Consecutive Losses

9 – 11/5/83 thru 10/13/84
8 – 9/22/90 thru 11/17/90
5 – 10/25 thru 11/27/46
10/15 thru 11/12/60
11/13/76 thru 9/24/77
9/10 thru 10/8/83
9/55 thru 11/2/91

Consecutive Shutouts

9 – 11/19/27, thru 11/10/28

Consecutive Times Held Scoreless

4 – 10/15 thru 11/12/15

Record in September (since 1927)

Home – 50-15-2 (.761)
Road – 39-36-6 (.519)
Overall – 89-51-8 (.628)

Record in October (since 1927)

Home – 95-32-4 (.740)
Road – 62-67-3 (.481)
Overall – 157-99-7 (.610)

Record in November (since 1927)

Home – 71-30-10 (.685)
Road – 43-54-1 (.444)
Overall – 114-84-11 (.572)

Record in December (since 1927)

Home – 1-0-0 (1.000)
Road – 4-1-0 (.800)
Neutral – 4-2-0 (.667)
Overall – 9-3-0 (.750)

Hilltopper Individual Records

Total Offense



CESARONE



FEIX



HALL



PECKENPAUGH



TRAVIS



VANCE

Plays

Game: 69 – Johnny Vance vs. Akron, 11/15/69
67 – Jeff Cesarone vs. Eastern Illinois, 11/15/86
61 – Scott Travis vs. Appalachian State, 9/8/84*
Jeff Cesarone vs. Akron, 9/5/85*
57 – Jeff Cesarone vs. Murray State, 11/23/85*
56 – Jeff Cesarone vs. Eastern Kentucky, 10/26/85
54 – Jeff Cesarone vs. UT-Chattanooga, 12/1/86*
53 – Johnny Vance vs. Austin Peay, 9/27/69
52 – Scott Travis vs. Central Florida, 9/22/84*
Jeff Cesarone vs. Middle Tennessee, 11/9/85
Season: 489 – Jeff Cesarone, 1985 (2,542 yards)
453 – Jeff Cesarone, 1986 (2,169 yards)
412 – Johnny Vance, 1969 (2,164 yards)
361 – Ralph Antone, 1982 (1,502 yards)
338 – Jeff Cesarone, 1987 (1,698 yards)
308 – David Armstrong, 1988 (1,205 yards)
293 – Lawrence Jefferson, 1975 (880 yards)
278 – Joe Arnold, 1988 (1,668 yards)
265 – Jeff Cesarone, 1984 (1,443 yards)
263 – John Hall, 1978 (1,451 yards)
Career: 1,545 – Jeff Cesarone, 1984-87 (7,852 yards)
940 – Leo Peckenpaugh, 1970-73 (4,107 yards)
751 – John Hall, 1977-80 (3,696 yards)
709 – Johnny Vance, 1966-69 (4,782 yards)

Net Yards

Game: 484 – Jeff Cesarone vs. Akron, 9/5/85*
428 – Johnny Vance vs. Akron, 11/15/69*
390 – Jeff Cesarone vs. Eastern Kentucky, 10/4/86*
374 – Jeff Cesarone vs. Eastern Illinois, 11/15/86
372 – Eddie Thompson vs. Southern Illinois, 10/29/92*
368 – Jeff Cesarone vs. Morehead State, 10/27/84
340 – Eddie Thompson vs. Austin Peay, 9/18/93
337 – Eddie Thompson vs. Central Florida, 10/24/92*
333 – Jeff Cesarone vs. Georgia Southern, 11/1/86*
320 – Eddie Thompson vs. Murray State, 11/20/93*
Season: 2,542 – Jeff Cesarone, 1985 (489 plays)
2,169 – Jeff Cesarone, 1986 (453 plays)
2,164 – Johnny Vance, 1969 (412 plays)
1,720 – Jimmy Feix, 1952 (223 plays)
1,698 – Jeff Cesarone, 1987 (338 plays)
1,691 – Joe Arnold, 1988 (278 plays)
Career: 7,852 – Jeff Cesarone, 1984-87 (1,545 plays)
4,782 – Johnny Vance, 1966-69 (709 plays)
4,109 – Eddie Thompson, 1991-93 (636 plays)
4,107 – Leo Peckenpaugh, 1970-73 (940 plays)
3,939 – Jimmy Feix, 1949-52
3,593 – Joe Arnold, 1985-88 (644 plays)
3,560 – Dickie Moore, 1965-68 (607 plays)

Year-by-Year Total Offense Leaders

	Plays	Rush	Pass	Total
1951 Jimmy Feix	201	9	1,189	1,198
1952 Jimmy Feix	223	-32	1,752	1,720
1953 Whitey Sanders	100	-2	540	538
1954 Jerry Nassano	183	109	805	914
1955 Jerry Nassano	62	-	415	415
1956 Carroll VanHooser	138	28	528	556
1957 DeLane Simpson	89	492	-	492
1958 Denny Wedge	113	97	420	517
1959 Denny Wedge	91	175	278	453
1960 Jim Daily	160	-56	693	637
1961 Jim Daily	112	-29	445	416
1962 Jim Daily	143	-61	746	685
1963 Jim Burt	132	570	334	904
1964 Sharon Miller	167	109	935	1,044
1965 Dickie Moore	203	1,055	-	1,055
1966 Johnny Vance	201	128	855	983
1967 Dickie Moore	209	1,444	-	1,444
1968 Johnny Vance	222	351	1,147	1,498
1969 Johnny Vance	412	221	1,943	2,164
1970 Leo Peckenpaugh	253	214	769	983
1971 Leo Peckenpaugh	258	159	864	1,023
1972 Leo Peckenpaugh	245	64	856	920
1973 Dennis Tomek	246	47	1,485	1,532
1974 Dennis Tomek	182	-	1,017	1,017
1975 Lawrence Jefferson	293	880	-	880
1976 Jimmy Woods	234	859	-	859
1977 Jimmy Woods	191	906	-	906
1978 John Hall	263	12	1,439	1,451
1979 John Hall	262	-70	1,418	1,348
1980 Troy Snardon	157	905	-	905
1981 Ralph Antone	234	1	1,356	1,357
1982 Ralph Antone	361	-155	1,657	1,502
1983 Scott Travis	280	-118	1,172	1,054
1984 Jeff Cesarone	265	-103	1,546	1,443
1985 Jeff Cesarone	489	-195	2,737	2,542
1986 Jeff Cesarone	453	-227	2,396	2,169
1987 Jeff Cesarone	338	-189	1,887	1,698
1988 Joe Arnold	280	1,668	23	1,691
1989 Don Smith	221	1,005	-	1,005
1990 Scott Campbell	235	114	1,088	1,202
1991 Roscoe Echols	177	963	-	963
1992 Eddie Thompson	188	837	526	1,363
1993 Eddie Thompson	214	830	822	1,652



Hilltopper Individual Records

Rushing



ARNOLD



BACON



JACKSON



JEFFERSON



McFADDEN



MILLER

Plays

- Game:** 41 - Don Smith vs. Southwest Missouri, 10/1/89*
 39 - Glendell Miller vs. Murray State, 11/20/82*
 37 - Clarence Jackson vs. Butler, 11/13/71
 Elmer Caldwell vs. Eastern Kentucky, 10/20/79
 36 - Glendell Miller vs. Akron, 9/17/83
 35 - Dickie Moore vs. East Tennessee, 9/25/65*
 Jim Vorhees vs. Murray State, 11/22/69*
 Joe Arnold vs. North Carolina A&T, 11/21/87
 Herb Davis vs. Middle Tennessee, 9/16/89*
- Season:** 293 - Lawrence Jefferson, 1975 (880 yards)
 278 - Joe Arnold, 1988 (1,668 yards)
 233 - Jimmy Woods, 1976 (859 yards)
 221 - Don Smith, 1989 (1,005 yards)
 208 - Dickie Moore, 1967 (1,444 yards)
 203 - Dickie Moore, 1965 (1,055 yards)
- Career:** 642 - Joe Arnold, 1985-88 (3,570 yards)
 612 - Jimmy Woods, 1975-78 (2,479 yards)
 607 - Dickie Moore, 1965-68 (3,560 yards)
 563 - Clarence Jackson, 1970-73 (2,707 yards)

Net Yards

- Game:** 309 - Eddie Thompson vs. Southern Illinois, 10/29/92*
 297 - Clarence Jackson vs. Butler, 11/13/71
 260 - Joe Arnold vs. North Carolina A&T, 11/21/87
 233 - Don Smith vs. Southwest Missouri, 10/14/89*
 223 - Dickie Moore vs. Murray State, 11/18/67*
 219 - Dickie Moore vs. Morehead State, 10/28/67*
 206 - Joe Arnold vs. Tennessee Tech, 10/22/88
 205 - Danny Embree vs. Akron, 11/11/81
 Eddie Thompson vs. Central Florida, 10/24/92*
 Eddie Thompson vs. Murray State, 11/20/93*
- Season:** 1,668 - Joe Arnold, 1988 (278 atts)
 1,444 - Dickie Moore, 1967 (208 atts)
 1,055 - Dickie Moore, 1965 (203 atts)
 1,005 - Don Smith, 1989 (221 atts)
 909 - Clarence Jackson, 1973 (187 atts)
 906 - Jimmy Woods, 1977 (191 atts)
 905 - Troy Snardon, 1980 (157 atts)
 901 - Joe Arnold, 1987 (179 atts)
- Career:** 3,570 - Joe Arnold, 1985-88 (642 atts)
 3,560 - Dickie Moore, 1965-68 (607 atts)
 2,707 - Clarence Jackson, 1970-73 (563 atts)
 2,479 - Jimmy Woods, 1975-78 (612 atts)
 2,349 - Eddie Thompson, 1991-93 (387 atts)
 2,243 - Gene McFadden, 1950-53 (322+ atts)
 2,219 - John Embree, 1970-73 (496 atts)
 2,040 - Jim Vorhees, 1966-69 (495 atts)

Year-by-Year Rushing Leaders

	Att	Yards	Avg
1951 Gene McFadden	110	578	5.3
1952 Gene McFadden	109	655	6.0
1953 Gene McFadden	103	703	6.8
1954 Millard Shirley	84	464	5.5
1955 Jim Chambliss	54	286	5.3
1956 Jim Chambliss	62	299	4.8
1957 DeLane Simpson	89	492	5.5
1958 Wayne Kelley	67	304	4.5
1959 David Miller	71	291	4.0
1960 Gary Brunson	46	203	4.4
1961 Jim Burt	46	304	6.6
1962 John Burt	72	328	4.6
1963 Jim Burt	112	570	5.1
1964 John Burt	98	463	4.7
1965 Dickie Moore	203	1,055	5.2
1966 Dickie Moore	133	719	5.4
1967 Dickie Moore	208	1,444	6.9
1968 Ike Brown	82	561	6.8
1969 Jim Vorhees	177	759	4.3
1970 John Embree	141	501	3.6
1971 Clarence Jackson	117	664	5.7
1972 Clarence Jackson	150	731	4.9
1973 Clarence Jackson	187	909	4.9
1974 Lawrence Jefferson	161	556	3.5
1975 Lawrence Jefferson	293	880	3.0
1976 Jimmy Woods	233	859	3.7
1977 Jimmy Woods	191	906	4.7
1978 Nate Jones	132	467	3.5
1979 Elmer Caldwell	119	572	4.8
1980 Troy Snardon	157	905	5.8
1981 Troy Snardon	137	589	4.3
1982 Charlie Houser	170	569	3.3
1983 Danny Embree	137	600	4.4
1984 Glendell Miller	123	425	3.5
1985 Glendell Miller	128	446	3.5
1986 Joe Arnold	140	721	5.2
1987 Joe Arnold	179	901	5.0
1988 Joe Arnold	278	1,668	6.0
1989 Don Smith	221	1,005	4.5
1990 Don Smith	187	881	4.7
1991 Roscoe Echols	177	963	5.4
1992 Eddie Thompson	113	837	7.4
1993 Eddie Thompson	120	830	6.9

Hilltopper Individual Records



MOORE



SMITH



SNARDON



THOMPSON



VORHEES



WOODS

Net Yards by a Quarterback

- Game:** 309 - Eddie Thompson vs. Southern Ill., 10/29/92 (NCAA Record)*
 205 - Eddie Thompson vs. Central Florida, 10/24/92*
 Eddie Thompson vs. Murray State, 11/20/93*
 204 - Eddie Thompson vs. Austin Peay, 9/18/93
 138 - Eddie Thompson vs. UT-Chattanooga, 11/2/91
 135 - Eddie Thompson vs. Middle Tennessee, 10/5/91*
 131 - "Meco" Malcome vs. Morehead State, 9/21/91*
 Eddie Thompson vs. Murray State, 11/21/92
 130 - Eddie Thompson vs. Eastern Illinois, 11/9/91*
 128 - Eddie Thompson vs. Illinois State, 11/7/92
- Season:** 837 - Eddie Thompson, 1992 (113 atts)
 830 - Eddie Thompson, 1993 (120 atts)
 682 - Eddie Thompson, 1991 (154 atts)
 429 - Sharon Miller, 1963 (81 atts)
 351 - Johnny Vance, 1968 (69 atts)
 259 - "Meco" Malcome, 1992 (93 atts)
 214 - Johnny Vance, 1969 (105 atts)
- Career:** 2,349 - Eddie Thompson, 1991-93 (387 atts)
 729 - Johnny Vance, 1966-69 (257 atts)
 547 - Sharon Miller, 1961-64 (119 atts)
 397 - "Meco" Malcome, 1991- (112 atts)

Net Yards by Two Players

- Game:** 471 - Eddie Thompson (309) and Dion Bryant (162)
 vs. Southern Illinois, 10/29/92 (NCAA Record)*

Touchdowns

- Season:** 19 - Dickie Moore, 1967
Career: 37 - Clarence Jackson, 1970-73
 34 - Dickie Moore, 1965-68

Most 200-Yard Games

- Season:** 2 - Dickie Moore, 1967; Eddie Thompson, 1992 & 1993
Career: 4 - Eddie Thompson, 1991-93
 2 - Dickie Moore, 1965-68; Joe Arnold, 1985-88

Most 150-Yard Games

- Season:** 4 - Dickie Moore, 1967; Joe Arnold, 1988
Career: 7 - Dickie Moore, 1965-68
 6 - Joe Arnold, 1985-88

Most 100-Yard Games

- Season:** 8 - Dickie Moore, 1967; Joe Arnold, 1988
 6 - Dickie Moore, 1965
Career: 17 - Dickie Moore, 1965-68
 13 - Joe Arnold, 1985-88
 11 - Eddie Thompson, 1991-93
 10 - John Embree, 1970-73
 9 - Clarence Jackson, 1970-73; Jimmy Woods, 1975-78

Consecutive 100-Yard Games

- 4 - Dickie Moore, 1967 - 159 vs. St. Joseph's (Ind.); 126 vs. Austin Peay; 143 vs. East Tennessee; 133 vs. Tennessee Tech
 Dickie Moore, 1967 - 219 vs. Morehead State; 147 vs. Middle Tennessee; 161 vs. Butler; 223 vs. Murray State
 Joe Arnold, 1988 - 139 vs. Middle Tennessee; 117 vs. Eastern Kentucky; 115 vs. Austin Peay; 190 vs. Illinois State
 3 - Jimmy Woods, 1976 - 102 vs. Tennessee Tech; 106 vs. Eastern Kentucky; 100 vs. Morehead State
 Eddie Thompson, 1992 - 205 vs. Central Florida; 309 vs. Southern Illinois; 128 vs. Illinois State

Yards Per Play

- Game (min 10 atts):**
 14.75 - Joe Arnold vs. North Carolina A&T, 11/19/88 (177 yds, 12 atts)
 13.25 - Troy Snardon vs. Youngstown State, 10/11/80 (159 yds, 12 atts)*
 12.81 - Eddie Thompson vs. Central Florida, 9/24/92 (205 yds, 16 atts)*
 Eddie Thompson vs. Murray State, 11/20/93 (205 yds, 16 atts)
 12.46 - Dion Bryant vs. Southern Illinois, 10/29/92 (162 yds, 13 atts)
 11.36 - Dickie Moore vs. St. Joseph's (Ind.), 9/16/67 (159 yds, 14 atts)
 11.33 - Eddie Thompson vs. Austin Peay, 9/18/93 (204 yds, 18 atts)
 11.10 - Joe Arnold vs. Gardner-Webb, 9/6/86 (111 yds, 10 atts)*
 11.04 - Eddie Thompson vs. Southern Illinois, 10/29/92 (309 yds, 28 atts)*
 10.92 - Meco Malcome vs. Morehead State, 9/21/91 (131 yds, 12 atts)*
 10.23 - Dickie Moore vs. Tennessee Tech, 10/14/67 (133 yds, 13 atts)*
 10.14 - Dickie Moore vs. Murray State, 11/18/67 (223 yds, 22 atts)*
(min 4 atts):
 31.50 - Dickie Moore vs. Austin Peay, 9/23/67 (126 yds, 4 atts)
 28.75 - Ike Brown vs. Butler, 9/21/68 (115 yds, 4 atts)*
 22.00 - Sharon Miller vs. Evansville, 10/26/63 (110 yds, 5 atts)*
 20.50 - Joe Arnold vs. Central Florida, 10/12/85 (82 yds, 4 atts)
 19.71 - Pedro Bacon vs. SW Missouri, 10/15/88 (138 yds, 7 atts)
 18.57 - Jim Burt vs. Murray State, 11/11/61 (130 yds, 7 atts)*

Long Play

- 99 - Pedro Bacon vs. Livingston, 9/13/86 TD*
 96 - Gene McFadden vs. East Tennessee, 9/26/53 TD*
 90 - Pedro Bacon vs. Southwest Missouri, 10/15/88 TD
 81 - Joe Arnold vs. North Carolina A&T, 11/19/88 TD*
 80 - Dickie Moore vs. Austin Peay, 9/23/67 TD
 Keith Paskett vs. Morehead State, 10/29/83 TD*
 79 - John Embree vs. Eastern Michigan, 10/9/71 TD
 Eddie Thompson vs. Murray State, 11/21/92
 77 - George Bibich vs. Murray State, 11/19/38 TD
 Nat Northington vs. Eastern Kentucky, 10/24/70 TD*
 75 - Troy Snardon vs. Youngstown State, 10/11/80 TD*
 Joe Arnold vs. Eastern Kentucky, 12/3/88 TD



Hilltopper Individual Records


Passing



ANTONE



EGAN



JAGGERS

Attempts

Game: 59 - Johnny Vance vs. Akron, 11/15/69 (37 comps, 413 yds)
 Jeff Cesarone vs. Akron, 10/5/85 (36 comps, 494 yds)*
 58 - Jeff Cesarone vs. Eastern Ill., 11/15/86 (33 comps, 396 yds)
 55 - Scott Travis vs. Appalachian St., 9/8/84 (29 comps, 266 yds)*
 51 - Jeff Cesarone vs. Murray St., 11/23/85 (31 comps, 338 yds)*
 50 - Jeff Cesarone vs. Eastern Ky., 10/26/85 (32 comps, 302 yds)
 Jeff Cesarone vs. Middle Tenn., 11/9/85 (31 comps, 259 yds)
 47 - Jeff Cesarone vs. Morehead St., 11/2/85 (25 comps, 232 yds)*
 Jeff Cesarone vs. Eastern Ill., 11/16/85 (20 comps, 183 yds)*
 45 - Jeff Cesarone vs. Middle Tenn, 11/3/84 (31 comps, 322 yds)*
 Jeff Cesarone vs. UT-Chatta., 11/22/86 (16 comps, 244 yds)*

Season: 447 - Jeff Cesarone, 1985 (253 comps, 2,737 yds)
 397 - Jeff Cesarone, 1986 (207 comps, 2,396 yds)
 307 - Johnny Vance, 1969 (155 comps, 1,943 yds)
 297 - Jeff Cesarone, 1987 (152 comps, 1,887 yds)
 268 - Ralph Antone, 1982 (135 comps, 1,657 yds)
 238 - Jeff Cesarone, 1984 (123 comps, 1,546 yds)
 220 - Dennis Tomek, 1973 (109 comps, 1,485 yds)
 215 - John Hall, 1979 (108 comps, 1,418 yds)
 209 - John Hall, 1978 (106 comps, 1,439 yds)
 201 - Jimmy Feix, 1952 (127 comps, 1,752 yds)

Career: 1,379 - Jeff Cesarone, 1984-87 (735 comps, 8,566 yds)
 619 - Leo Peckenpaugh, 1970-73 (283 comps, 3,532 yds)
 592 - Johnny Vance, 1966-69 (289 comps, 4,046 yds)
 571 - John Hall, 1977-80 (286 comps, 3,876 yds)
 554 - Jimmy Feix, 1949-52 (272 comps, 3,780 yds)

Completions

Game: 37 - Johnny Vance vs. Akron, 11/15/69 (59 atts, 413 yds)
 36 - Jeff Cesarone vs. Akron, 10/5/85 (59 atts, 494 yds)*
 33 - Jeff Cesarone vs. Eastern Illinois, 11/15/86 (58 atts, 396 yds)
 32 - Jeff Cesarone vs. Eastern Ky., 10/26/85 (50 atts, 302 yds)
 31 - Jeff Cesarone vs. Middle Tenn., 11/3/84 (45 atts, 322 yds)*
 Jeff Cesarone vs. Middle Tenn., 11/9/85 (50 atts, 259 yds)
 Jeff Cesarone vs. Murray State, 11/23/85 (51 atts, 338 yds)*
 29 - Scott Travis vs. Appalachian State, 9/8/84 (55 atts, 266 yds)*
 26 - Jeff Cesarone vs. Morehead St., 10/27/84 (44 atts, 373 yds)
 Jeff Cesarone vs. Eastern Ky., 10/4/86 (38 atts, 396 yds)*
 Jeff Cesarone vs. Ga. Southern, 11/1/86 (42 atts, 339 yds)*

Season: 253 - Jeff Cesarone, 1985 (447 atts, 2,737 yds)
 207 - Jeff Cesarone, 1986 (397 atts, 2,396 yds)
 155 - Johnny Vance, 1969 (307 atts, 1,943 yds)
 152 - Jeff Cesarone, 1987 (297 atts, 1,887 yds)
 135 - Ralph Antone, 1982 (268 atts, 1,657 yds)
 127 - Jimmy Feix, 1952 (201 atts, 1,752 yds)
 123 - Jeff Cesarone, 1984 (238 atts, 1,546 yds)

Career: 735 - Jeff Cesarone, 1984-87 (1,379 atts, 8,566 yds)
 289 - Johnny Vance, 1966-69 (592 atts, 4,046 yds)
 286 - John Hall, 1977-80 (571 atts, 3,876 yds)

Year-by-Year Passing Leaders

	Att-Com-In	Yards	TD
1951 Jimmy Feix	181-86-12	1,189	8
1952 Jimmy Feix	201-127-10	1,752	15
1953 Whitey Sanders	76-43-5	540	4
1954 Jerry Nassano	126-60-8	805	5
1955 Jerry Nassano	62-27-4	415	2
1956 Carroll VanHooser	101-41-8	528	1
1957 Carroll VanHooser	72-24-9	230	2
1958 Denny Wedge	76-25-9	420	4
1959 Denny Wedge	45-22-7	278	1
1960 Jim Daily	125-59-7	693	3
1961 Jim Daily	77-26-7	445	4
1962 Jim Daily	107-56-6	746	5
1963 Sharon Miller	67-30-6	507	4
1964 Sharon Miller	135-61-20	935	8
1965 Mike Egan	134-60-15	797	6
1966 Johnny Vance	125-63-10	855	2
1967 Mike Egan	123-63-4	696	6
1968 Johnny Vance	153-67-15	1,147	10
1969 Johnny Vance	307-155-18	1,943	16
1970 Leo Peckenpaugh	157-64-11	769	5
1971 Leo Peckenpaugh	157-67-12	864	11
1972 Leo Peckenpaugh	172-79-10	856	5
1973 Dennis Tomek	220-109-15	1,485	13
1974 Dennis Tomek	156-70-12	1,017	9
1975 Bill Smith	139-62-8	661	5
1976 Doug Bartholomew	76-42-9	585	3
1977 Doug Bartholomew	135-65-13	798	8
1978 John Hall	209-106-10	1,439	12
1979 John Hall	215-108-13	1,418	10
1980 John Hall	93-45-6	744	6
1981 Ralph Antone	191-101-11	1,356	8
1982 Ralph Antone	268-135-7	1,657	13
1983 Scott Travis	193-85-14	1,172	4
1984 Jeff Cesarone	238-123-8	1,546	6
1985 Jeff Cesarone	447-253-7	2,737	18
1986 Jeff Cesarone	397-207-14	2,396	15
1987 Jeff Cesarone	297-152-13	1,887	7
1988 David Armstrong	258-117-11	1,219	7
1989 Mark Marsh	116-55-6	931	8
1990 Scott Campbell	163-81-8	1,088	2
1991 Brian Browning	125-57-8	671	5
1992 Eddie Thompson	75-32-4	526	2
1993 Eddie Thompson	94-47-3	822	5

283 - Leo Peckenpaugh, 1970-73 (619 atts, 3,532 yds)
 278 - Ralph Antone, 1979-82 (519 atts, 3,555 yds)
 272 - Jimmy Feix, 1949-52 (554 atts, 3,780 yds)

Percent Completed

Game (min 10 atts):
 .833 - Marty Jagers vs. Austin Peay, 9/26/81 (10-12)
 .818 - Ralph Antone vs. Kentucky State, 9/19/81 (9-11)
 .800 - Jimmy Feix vs. Delta State, 11/1/52 (16-20)

Season (min 150 atts):
 .632 - Jimmy Feix, 1952 (127-201; 1,752 yds)

Career (min 300 atts):
 .536 - Ralph Antone, 1979-82 (278-519; 3,555 yds)
 .533 - Jeff Cesarone, 1984-87 (735-1,379; 8,566 yds)
 .501 - John Hall, 1977-80 (286-571; 3,876 yds)
 .496 - Mike Egan, 1965-68 (195-393; 2,251 yds)
 .491 - Jimmy Feix, 1949-52 (272-554; 3,780 yds)
 .488 - Johnny Vance, 1966-69 (289-592; 4,046 yds)

Hilltopper Individual Records

Receiving

Net Yards

Game: 494 - Jeff Cesarone vs. Akron, 10/5/85 (36-59)*
 413 - Johnny Vance vs. Akron, 11/15/69 (37-59)
 396 - Jeff Cesarone vs. Eastern Kentucky, 10/4/86 (26-38)*
 Jeff Cesarone vs. Eastern Illinois, 11/15/86 (33-58)
 373 - Jeff Cesarone vs. Morehead State, 10/27/84 (26-44)
 339 - Jeff Cesarone vs. Georgia Southern, 11/1/86 (26-42)*
 338 - Jeff Cesarone vs. Murray State, 11/23/85 (31-51)*
 322 - Jeff Cesarone vs. Middle Tennessee, 11/3/84 (31-45)*
 321 - Scott Travis vs. Central Florida, 9/22/84 (23-41)*
 302 - Jeff Cesarone vs. Eastern Kentucky, 10/26/85 (32-50)

Season: 2,737 - Jeff Cesarone, 1985 (253-447)
 2,396 - Jeff Cesarone, 1986 (207-397)
 1,943 - Johnny Vance, 1969 (155-307)
 1,887 - Jeff Cesarone, 1987 (152-297)
 1,752 - Jimmy Feix, 1952 (127-201)
 1,657 - Ralph Antone, 1982 (135-268)

Career: 8,566 - Jeff Cesarone, 1984-87 (735-1,379)
 4,046 - Johnny Vance, 1966-69 (289-592)
 3,876 - John Hall, 1977-80 (286-571)
 3,780 - Jimmy Feix, 1949-52 (272-554)

Touchdown Passes

Game: 5 - John Hall vs. Morehead State, 10/28/78
 Jeff Cesarone vs. Akron, 10/5/85*
 4 - Johnny Vance vs. Western Illinois, 10/12/68
 Leo Peckenpaugh vs. Murray State, 11/17/73

Season: 18 - Jeff Cesarone, 1985
 16 - Johnny Vance, 1969
 15 - Jimmy Feix, 1952
 Jeff Cesarone, 1986

Career: 46 - Jeff Cesarone, 1984-87
 35 - Leo Peckenpaugh, 1970-73
 30 - Jimmy Feix, 1949-52
 John Hall, 1977-80
 29 - Ralph Antone, 1979-82

Had Intercepted

Game: 6 - Dennis Tomek vs. Grambling State, 12/8/73
 5 - Jimmy Feix vs. Marshall, 10/6/51
 Doug Bartholomew vs. Akron, 9/17/77
 4 - Leo Peckenpaugh vs. Eastern Michigan, 10/9/71
 Doug Bartholomew vs. Akron, 11/13/76*
 Justin Diel vs. Murray State, 11/17/84
 Brian Browning vs. Troy State, 10/19/91*

Season: 20 - Sharon Miller, 1964
 18 - Johnny Vance, 1969
 15 - Mike Egan, 1965
 Johnny Vance, 1968
 Dennis Tomek, 1973

Career: 43 - Johnny Vance, 1966-69
 42 - Jeff Cesarone, 1984-87
 38 - Leo Peckenpaugh, 1970-73
 33 - John Hall, 1977-80
 32 - Jimmy Feix, 1949-52
 30 - Mike Egan, 1965-68

Long Play

96 - Leo Peckenpaugh to Porter Williams vs. Murray St., 11/21/70 TD
 Jeff Cesarone to Keith Paskett vs. Akron, 10/5/85 TD*
 93 - John Hall to Eddie Preston vs. Austin Peay, 9/22/79 TD
 92 - Bill Smith to Eddie Preston vs. Austin Peay, 9/25/76 TD*

Catches

Game: 15 - Jay Davis vs. Akron, 11/15/69 (191 yards)
 12 - Pat McKenzie vs. Eastern Illinois, 11/10/84 (92 yards)
 11 - Cedric Jones vs. Livingston, 9/13/86 (121 yards)*
 Keith Paskett vs. Eastern Illinois, 11/15/86 (187 yards)
 10 - Alan Mullins vs. Middle Tennessee, 11/9/85
 Cedric Jones vs. Murray State, 11/23/85 (128 yards)*
 Alan Mullins vs. Murray State, 11/23/85 (116 yards)*

Season: 66 - Porter Williams, 1973 (1,107 yards)
 65 - Alan Mullins, 1985 (849 yards)
 50 - Ty Campbell, 1984 (503 yards)
 49 - Glendell Miller, 1985 (356 yards)
 48 - John Newby, 1981 (736 yards)
 47 - Keith Paskett, 1985 (829 yards)
 46 - Jay Davis, 1969 (809 yards)
 42 - Pat McKenzie, 1984 (278 yards)
 41 - Bill Rose, 1969 (333 yards)
 Keith Paskett, 1986 (738 yards)

Career: 131 - Jay Davis, 1968-71 (2,236 yards)
 124 - Alan Mullins, 1982-85 (1,866 yards)
 123 - Keith Paskett, 1983-86 (2,117 yards)
 119 - Robert Coates, 1986-89 (1,445 yards)
 117 - Cedric Jones, 1984-86, '88 (1,632 yards)
 114 - Eddie Preston, 1976-79 (2,083 yards)
 105 - Pat McKenzie, 1983-86 (701 yards)
 Porter Williams, 1973 (1,826 yards)
 92 - Ty Campbell, 1981-84 (878 yards)
 88 - Bill Rose, 1966-69 (872 yards)

Net Yards

Game: 191 - Jay Davis vs. Akron, 11/15/69 (15 catches)
 188 - Malcolm Darden vs. UT-Chattanooga, 10/10/87 (5 catches)
 187 - Keith Paskett vs. Eastern Illinois, 11/15/86 (11 catches)
 167 - Alan Mullins vs. Akron, 10/5/85
 164 - Cedric Jones vs. Central Florida, 9/22/84 (9 catches)*
 162 - Eddie Preston vs. Morehead State, 10/28/78
 160 - Porter Williams vs. East Tennessee, 10/2/71 (5 catches)*
 Keith Paskett vs. Tennessee State, 9/7/85 (9 catches)*
 Keith Paskett vs. Akron, 10/5/85

159 - Porter Williams vs. Western Carolina, 10/6/73 (8 catches)*

Season: 1,107 - Porter Williams, 1973 (66 catches)
 849 - Alan Mullins, 1985 (65 catches)
 829 - Keith Paskett, 1985 (47 catches)
 809 - Jay Davis, 1969 (46 catches)
 739 - Eddie Preston, 1979 (39 catches)
 738 - Keith Paskett, 1986 (41 catches)
 736 - John Newby, 1981 (48 catches)

Career: 2,236 - Jay Davis, 1968-71 (131 catches)
 2,117 - Keith Paskett, 1983-86 (123 catches)
 2,083 - Eddie Preston, 1976-79 (114 catches)
 1,866 - Alan Mullins, 1982-85 (124 catches)
 1,826 - Porter Williams, 1970-73 (105 catches)
 1,632 - Cedric Jones, 1984-86, '88 (117 catches)
 1,445 - Robert Coates, 1986-89 (119 catches)
 1,357 - John Newby, 1979-82 (87 catches)
 1,160 - Dwayne Haun, 1989-92 (82 catches)
 1,153 - Dave Maley, 1971-74 (80 catches)
 1,007 - Ricky Gwinn, 1977-80 (85 catches)



Hilltopper Individual Records



DAVIS



PRESTON



WILLIAMS



COATES



MULLINS



PASKETT

Touchdowns

Game: 4 - Porter Williams vs. Murray State, 11/17/73*
3 - Porter Williams vs. East Tennessee, 10/2/71*
Eddie Preston vs. Morehead State, 10/28/78

Season: 11 - Porter Williams, 1973
7 - Jay Davis, 1969; Eddie Preston, 1979; Alan Mullins, 1985;
Keith Paskett, 1985
6 - John Newby, 1982

Career: 22 -- Eddie Preston, 1976-79
21 -- Porter Williams, 1970-73
19 -- Jay Davis, 1968-71

Year-by-Year Receiving Leaders

	Catches	Yards	TD
1951 Gene McFadden	16	150	1
1952 Bill Ploumis	36	452	4
1953 Bill Ploumis	17	189	3
1954 Jim Gunnell	14	203	0
1955 Mike Moriarty	12	153	0
1956 Mike Moriarty	15	192	1
1957 Jerry Brantley	14	150	2
1958 Wayne Kelley	8	145	1
1959 Jim Hughes	11	85	0
1960 Lewis Johnson	13	192	0
1961 Jim Hughes	14	225	3
1962 Jim Burt	16	290	3
1963 Elmer Murray	12	220	1
1964 Jim Burt	16	278	4
1965 Ken Waller	21	246	1
1966 Jim Old	29	442	2
1967 Jim Old	21	232	1
1968 Jay Davis	33	612	6
1969 Jay Davis	46	809	7
1970 Jay Davis	25	443	1
1971 Jay Davis	27	372	5
1972 Tom Turner	29	317	0
1973 Porter Williams	66	1,107	11
1974 Dave Maley	39	618	2
1975 Bob Hobby	26	396	3
1976 Billy Lindsey	32	365	1
1977 Eddie Preston	28	476	7
1978 Eddie Preston	37	646	7
1979 Eddie Preston	39	739	6
1980 Ricky Gwinn	19	256	3
1981 John Newby	48	736	3
1982 John Newby	38	578	6
1983 Alan Mullins	26	529	4
1984 Ty Campbell	50	503	1
1985 Alan Mullins	65	849	7
1986 Keith Paskett	41	738	5
1987 Robert Coates	40	470	1
1988 Robert Coates	24	307	3
1989 Anthony Green	28	435	3
1990 Dwayne Haun	31	459	3
1991 Dwayne Haun	26	307	2
1992 Dwayne Haun	21	326	3
1993 Lito Mason	17	428	3

Year-by-Year Punting Leaders

	Punts	Yards	Avg
1951 John Gill	35	1,132	32.3
1952 Don Chapman	34	1,221	35.9
1953 Max Stevens	23	717	31.2
1954 not available			
1955 not available			
1956 not available			
1957 not available			
1958 Denny Wedge	48	1,699	35.4
1959 Denny Wedge	23	879	38.2
1960 Bill Pegausch	49	1,790	36.5
1961 Bobby Mitchell	44	1,518	34.5
1962 Bobby Mitchell	35	1,252	35.8
1963 Ernie Hall	44	1,603	36.4
1964 Ernie Hall	37	1,333	36.0
1965 Jerry Matthews	49	1,817	37.1
1966 Jerry Humble	35	1,318	37.7
1967 Jerry Humble	33	1,228	37.2
1968 Johnny Vance	61	2,163	35.5
1969 Johnny Vance	61	2,375	38.9
1970 Gary Mears	74	2,719	36.7
1971 Gary Mears	44	1,669	37.9
1972 Gary Mears	48	1,832	38.2
1973 Charlie Johnson	62	2,403	38.8
1974 Charlie Johnson	51	2,155	42.3
1975 Walt Herod	80	3,230	40.4
1976 Walt Herod	78	3,202	41.1
1977 Ray Farmer	55	2,129	38.7
1978 Ray Farmer	59	2,327	39.4
1979 Ray Farmer	49	1,946	39.7
1980 Ray Farmer	62	2,626	42.4
1981 Mike Miller	70	2,672	38.2
1982 Mike Miller	70	2,630	37.6
1983 Adam Lindsey	77	2,959	38.4
1984 Adam Lindsey	70	2,608	37.3
1985 Adam Lindsey	75	2,790	37.2
1986 Adam Lindsey	77	3,093	40.2
1987 Todd Davis	48	1,871	39.0
1988 Todd Davis	68	2,484	36.5
1989 Todd Davis	67	2,563	38.3
1990 Todd Davis	55	2,216	40.3
1991 Chris Gable	50	1,774	35.5
1992 Rick Boeckmann	62	2,416	39.0
1993 Rick Boeckmann	45	1,701	37.8

Hilltopper Individual Records



Punting



FARMER



HEROD



LINDSEY

Punt Returns



CASWELL



COKER



LIVERS

Punts

Game: 13 - Charlie Johnson vs. Tennessee Tech, 10/19/74
Adam Lindsey vs. Tennessee State, 10/18/86
12 - Walt Herod vs. Morehead State, 10/30/76
Adam Lindsey vs. Eastern Kentucky, 10/22/83
Season: 80 - Walt Herod, 1975
78 - Walt Herod, 1976
77 - Adam Lindsey, 1983; Adam Lindsey, 1986
75 - Adam Lindsey, 1985
Career: 299 - Adam Lindsey, 1983-86
222 - Ray Farmer, 1977-80
186 - Todd Davis, 1986-89
179 - Walt Herod, 1973-76

Net Yards

Game: 578 - Charlie Johnson vs. Tennessee Tech, 10/19/74
555 - Adam Lindsey vs. Tennessee State, 10/18/86
498 - Adam Lindsey vs. Eastern Kentucky, 10/22/83
490 - Walt Herod vs. Morehead State, 10/30/76
444 - Walt Herod vs. Eastern Kentucky, 10/23/76*
Ray Farmer vs. Tennessee Tech, 10/18/80
409 - Dave Betz vs. UT-Chattanooga, 9/10/77*
406 - Gary Mears vs. Indiana State, 9/19/70
Season: 3,230 - Walt Herod, 1975
3,202 - Walt Herod, 1976
3,093 - Adam Lindsey, 1986
2,959 - Adam Lindsey, 1983
2,790 - Adam Lindsey, 1985
2,719 - Gary Mears, 1970
Career: 11,450 - Adam Lindsey, 1983-86
8,920 - Ray Farmer, 1977-80
7,376 - Walt Herod, 1973-76
7,024 - Todd Davis, 1986-89

Average Punt

Game (min 4):
51.3 - Charlie Johnson vs. Middle Tennessee, 11/9/74 (205 yds, 4 punts)*
49.6 - Walt Herod vs. Morehead State, 11/1/75 (347 yds, 7 punts)*
49.4 - Charlie Johnson vs. Appalachian State, 9/8/73 (346 yds, 7 punts)
Season (min 40): 42.4 - Ray Farmer, 1980 (2,584 yds, 61 punts)
42.3 - Charlie Johnson, 1974 (2,155 yds, 51 punts)
Career (min 100): 41.2 - Walt Herod, 1973-76 (7,376 yds, 179 punts)
40.5 - Charlie Johnson, 1972-75 (6,150 yds, 152 punts)
40.2 - Ray Farmer, 1977-80 (8,920 yds, 222 punts)

Long Punt

77 - Charlie Johnson vs. Morehead State, 10/27/73*
76 - Charlie Johnson vs. Appalachian State, 9/8/73
75 - Ray Farmer vs. Tennessee Tech, 10/13/79*
74 - Bobby Mitchell vs. Tennessee Tech, 10/14/61*
73 - Ray Farmer vs. Morehead State, 10/27/79*

Returns

Game: 9 - Allen Coker vs. Butler, 11/13/71; vs. Middle Tenn., 11/4/72*
8 - Cedric Jones vs. Austin Peay, 10/1/88*
7 - Bill "Jelly" Green vs. Middle Tennessee, 11/7/70*
Jimmy Thomas vs. Tennessee Tech, 10/16/76
Jimmy Thomas vs. Morehead State, 10/30/76
Davlin Mullen vs. Morehead State, 10/30/82
Matt MacIntyre vs. Austin Peay, 9/30/89*
Season: 50 - Virgil Livers, 1974
48 - Rick Caswell, 1975
39 - Davlin Mullen, 1980
38 - Cedric Jones, 1988
Career: 96 - Bill "Jelly" Green, 1967-70
66 - Davlin Mullen, 1979-82
61 - Virgil Livers, 1971-74
56 - Keith Paskett, 1983-86
53 - Rick Caswell, 1973-75
50 - Jim Sprinkle, 1965-68; Allen Coker, 1970-72

Net Yards

Game: 145 - Virgil Livers vs. East Tennessee, 10/5/74
138 - Bill "Jelly" Green vs. Butler, 11/11/67
Rick Caswell vs. Tennessee Tech, 10/18/75*
Rick Caswell vs. New Hampshire, 12/6/75
Season: 545 - Virgil Livers, 1974
426 - Bill "Jelly" Green, 1967
Career: 1,294 - Bill "Jelly" Green, 1967-70
593 - Virgil Livers, 1971-74
546 - Rick Caswell, 1973-75

Average Return

Season (min 12): 17.8 - Bill "Jelly" Green, 1967 (426 yds, 24 rets)
13.2 - Bill "Jelly" Green, 1968 (238 yds, 18 rets)
12.34 - Bill "Jelly" Green, 1970 (358 yds, 29 rets)
12.31 - Pat Counts, 1963 (197 yds, 16 rets)
Career (min 25): 13.5 - Bill "Jelly" Green, 1967-70 (1,294 yds, 96 rets)
12.4 - Max Stevens, 1950-53 (360 yds, 29 rets)
11.1 - Pat Counts, 1963-64 (310 yds, 28 rets)

Touchdowns

Season: 3 - Virgil Livers, 1974
Career: 5 - Bill "Jelly" Green, 1967-70
3 - Virgil Livers, 1974

Long Return

90 - Jerry Nassano vs. Morehead State, 10/10/53 TD*
Max Stevens vs. Morehead State, 10/13/51 TD*
Bill "Jelly" Green vs. Morehead State, 11/2/68 TD
Cedric Jones vs. UT-Chattanooga, 10/29/88 TD*
87 - Rick Caswell vs. New Hampshire, 12/6/75 TD
86 - Clarence Jackson vs. Appalachian State, 9/8/73 TD



Hilltopper Individual Records

Kickoff Returns



DAVIS



GREEN



MULLEN

Returns

- Game:** 7 – Anthony Green vs. Louisville, 11/4/89
 6 – Kelvin Nedd vs. Louisville, 9/20/86
 Herb Davis vs. Northern Iowa, 10/26/91*
 Herb Davis vs. Indiana State, 11/16/91
 5 – Craig Freeman vs. Eastern Kentucky, 10/21/78*
 Tommy Shakir vs. Eastern Illinois 11/10/84
 Glendell Miller vs. Eastern Kentucky, 10/26/85
 Vincel Anthony vs. Georgia Southern, 11/1/86*
 Robert Jackson vs. Indiana State, 10/23/93
- Season:** 38 – Herb Davis, 1991
 26 – Anthony Green, 1989
 25 – Vincel Anthony, 1986
 25 – Robert Jackson, 1993
 18 – Jim Sprinkle, 1969; Davlin Mullen, 1982
 17 – Bob Bilyeu, 1951; Nate Jones, 1977
- Career:** 44 – Herb Davis, 1989-91
 40 – Jim Sprinkle, 1965-68; Nate Jones, 1977-80; Joe Arnold, 1985-88
 39 – John Embree, 1970-73; Robert Jackson, 1990-93
 31 – Bill "Jelly" Green, 1967-70

Net Yards

- Game:** 209 – Anthony Green vs. Louisville, 11/4/89
 176 – Davlin Mullen vs. Morehead State, 10/30/82
 165 – Anthony Green vs. Southwest Missouri, 10/14/89*
 128 – Glendell Miller vs. Eastern Kentucky, 10/26/85
 127 – Davlin Mullen vs. Youngstown State, 10/11/80*
 Tommy Shakir vs. Eastern Illinois, 11/10/84
 124 – Joe Baird vs. Evansville, 10/26/63*
- Season:** 654 – Herb Davis, 1991
 603 – Anthony Green, 1989
 574 – Davlin Mullen, 1982
 496 – Vincel Anthony, 1986
 470 – Robert Jackson, 1993
 432 – Jim Garrett, 1966
 388 – Lawrence Jefferson, 1975
 374 – Bill "Jelly" Green, 1970
 354 – Jimmy Woods, 1978
- Career:** 903 – Joe Arnold, 1985-89
 845 – Nate Jones, 1977-80
 833 – Davlin Mullen, 1979-82
 771 – Jim Sprinkle, 1965-68
 770 – Herb Davis, 1989-91
 759 – John Embree, 1970-73
 758 – Robert Jackson, 1990-93
 634 – Clarence Jackson, 1970-73
 606 – Anthony Green, 1988-89
 593 – Jim Garrett, 1965-68

Average Return

- Season (min 10):** 31.9 – Davlin Mullen, 1982 (574 yds, 18 rets)
 30.4 – John Embree, 1973 (334 yds, 11 rets)
 27.7 – Lawrence Jefferson, 1975 (388 yds, 14 rets)
 27.0 – Jim Garrett, 1966 (432 yds, 16 rets)
 25.5 – John Burt, 1964 (225 yds, 10 rets)
- Career (min 20):** 32.0 – Davlin Mullen, 1979-82 (833 yds, 26 rets)
 25.8 – Jim Garrett, 1965-67 (593 yds, 23 rets)
 23.2 – Lawrence Jefferson, 1974-75 (534 yds, 23 rets)
 21.9 – Clarence Jackson, 1970-73 (634 yds, 29 rets)
 21.8 – Jimmy Woods, 1975-78 (566 yds, 26 rets)
 21.1 – Nate Jones, 1977-80 (845 yds, 40 rets)
 20.2 – Craig Freeman, 1977-80 (526 yds, 26 rets)

Touchdowns

- Season:** 2 – Davlin Mullen, 1982; Anthony Green, 1989
Career: 3 – Davlin Mullen, 1979-82

Long Return

- 100 – Davlin Mullen vs. Youngstown State, 10/9/82 TD*
 99 – John Embree vs. Appalachian State, 9/8/73 TD
 Eddie Godfrey vs. Murray State, 9/9/89 TD
 98 – Davlin Mullen vs. Youngstown State, 10/11/80 TD*
 97 – Jimmy Thomas vs. Eastern Kentucky, 10/23/76 TD*
 Anthony Green vs. Southwest Missouri, 10/14/89 TD*
 96 – Joe Baird vs. Evansville, 10/26/63 TD*
 95 – Clarence Jackson vs. Wittenberg, 9/18/71 TD*
 Nate Jones vs. Austin Peay, 9/22/79 TD
 Davlin Mullen vs. Morehead State, 10/30/82 TD

Interception Returns



McCOY



MOREHEAD



PICKENS

Returns

- Game:** 4 – Jim Pickens vs. Eastern Kentucky, 11/13/48*
 3 – Max Stevens vs. Morehead State, 10/13/51*
 John Leathers vs. Dayton, 10/12/74*
 Carl Brazley vs. East Tennessee, 9/30/78
- Season:** 9 – Mike McCoy, 1973
 8 – Max Stevens, 1951; Max Stevens, 1952; John Leathers, 1975
 7 – Bobby Bilyeu, 1952; Bob Morehead, 1971; James Edwards, 1987
- Career:** 17 – Bob Morehead, 1971-73
 16 – Max Stevens, 1950-53; Mike McCoy, 1970-73
 14 – Bill "Jelly" Green, 1967-70; John Leathers, 1972-75
 13 – James Edwards, 1984-87

Hilltopper Individual Records



Net Yards

- Game:** 95 – Bill "Jelly" Green vs. Morehead State, 11/1/69*
 85 – Garnett Mercer vs. Union (Tenn.), 11/12/32*
 Lamont Meacham vs. Kentucky State, 9/19/81*
 83 – Eddie Godfrey vs. Tennessee Tech, 10/21/89*
 80 – Jack Binkley (*lateral from Walt Apperson*) vs. EKU, 11/8/52*
- Season:** 139 – Mike McCoy, 1973
 123 – Virgil Livers, 1974
 111 – Walt Apperson, 1952
- Career:** 250 – Mike McCoy, 1970-73; Virgil Livers, 1971-74
 174 – Bob Morehead, 1971-73
 171 – Lamont Meacham, 1978-81
 166 – Jim Garrett, 1965-68
 152 – Rick Caswell, 1973-75; James Jones, 1974-77

All-Purpose Running

Yards

- Season:**
 2,002 – Joe Arnold, 1988 (1,668 rush, 72 rec, 262 KO rets) (13 gms)
 1,556 – Clarence Jackson, 1973 (909 rush, 60 rec, 254 pt rets, 333 KO rets) (13 gms)
 1,456 – Dickie Moore, 1967 (1,444 rush, 12 rec) (9 gms)
 1,353 – Jimmy Woods, 1976 (859 rush, 140 rec, 354 KO rets) (10 gms)
 1,293 – Joe Arnold, 1987 (901 rush, 139 rec, 253 KO rets) (11 gms)
 1,240 – Robert Jackson, 1993 (623 rush, 147 rec, 470 KO rets) (11 gms)
 1,222 – Joe Arnold, 1986 (721 rush, 290 rec, 211 KO rets) (11 gms)
 1,201 – Dickie Moore, 1965 (1,055 rush, 43 rec, 103 KO rets) (10 gms)
- Career:**
 5,173 – Joe Arnold, 1985-88 (3,570 rush, 700 rec, 903 KO rets)
 3,798 – Clarence Jackson, 1970-73 (2,707 rush, 199 rec, 258 pt rets, 634 KO rets)
 3,726 – Dickie Moore, 1965-68 (3,560 rush, 63 rec, 103 KO rets)
 3,402 – Jimmy Woods, 1975-78 (2,479 rush, 357 rec, 566 KO rets)
 3,393 – John Embree, 1970-73 (2,219 rush, 287 rec, 3 pt rets, 884 KO rets)
 3,080 – Glendell Miller, 1982-85 (1,708 rush, 687 rec, 176 pt rets, 499 KO rets)
- Yards Per Game**
Season: 161.8 – Dickie Moore, 1967 (1,456 yds, 10 games)
 154.0 – Joe Arnold, 1988 (2,002 yds, 13 games)
 135.3 – Jimmy Woods, 1976 (1,353 yds, 10 games)
 120.1 – Dickie Moore, 1965 (1,201 yds, 10 games)

Average Return

- Season (min 5):** 24.6 – Virgil Livers, 1974 (123 yds, 5 rets)
 18.5 – Walt Apperson, 1952 (111 yds, 6 rets)
 15.4 – Mike McCoy, 1973 (139 yds, 9 rets)
 14.6 – Carl Brazley, 1978 (73 yds, 5 rets)
- Career (min 10):** 19.2 – Virgil Livers, 1971-74 (250 yds, 13 rets)
 15.6 – Mike McCoy, 1970-73 (250 yds, 16 rets)

Long Return

- 95 – Walt Apperson to Jack Binkley (*lateral*) vs. Eastern Kentucky, 11/8/52 TD*
 Bill "Jelly" Green vs. Morehead State, 11/1/69 TD*
 85 – Garnett Mercer vs. Union (Tenn.), 11/12/32 TD*
 Lamont Meacham vs. Kentucky State, 9/19/81 TD*
 83 – Eddie Godfrey vs. Tennessee Tech, 10/21/89 TD*
 80 – Richard Grice vs. Murray State, 11/21/92 TD
 73 – Virgil Livers vs. East Tennessee, 9/29/73*
 70 – Mike McCoy vs. Austin Peay, 9/22/73 TD

Year-by-Year All-Purpose Running Leaders

		Rush	Pass Rec.	Punt Ret.	KO Int.	Total	
1951	Bobby Bilyeu	251	181	18	338	788	
1952	Max Stevens	337	436	98	52	960	
1953	Max Stevens	204	314	187	133	854	
1954	Jim Gunnell	417	203	11	152	785	
1955	not available						
1956	Jim Chambliss	299	111	9	82	501	
1957	DeLane Simpson	492	8	–	26	548	
1958	not available						
1959	not available						
1960	Winton Boone	118	142	45	100	49	454
1961	Jim Burt	304	56	50	88	5	503
1962	Jim Burt	225	290	48	54	1	618
1963	Jim Burt	570	105	98	15	–	748
1964	John Burt	463	42	89	255	–	849
1965	Dickie Moore	1,055	43	–	103	–	1,201
1966	Jim Sprinkle	311	56	136	280	0	783
1967	Dickie Moore	1,444	12	–	–	–	1,456
1968	Jay Davis	–	612	–	30	–	632
1969	Jim Vorhees	759	342	–	15	–	1,116
1970	Bill Green	–	–	358	374	9	741
1971	Clarence Jackson	664	57	4	249	–	974
1972	John Embree	658	74	–	311	–	1,043
1973	Clarence Jackson	909	60	254	333	–	1,556
1974	Virgil Livers	–	–	545	52	123	720
1975	Lawrence Jefferson	880	50	–	361	–	1,291
1976	Jimmy Woods	859	140	–	354	–	1,353
1977	Jimmy Woods	906	129	–	116	–	1,151
1978	Nate Jones	467	75	–	213	–	755
1979	Eddie Preston	30	739	–	–	–	769
1980	Nate Jones	749	10	–	206	–	965
1981	Danny Embree	557	169	–	240	–	966
1982	Charlie Houser	569	139	–3	192	–	897
1983	Glendell Miller	569	15	–	98	–	682
1984	Glendell Miller	425	251	67	99	–	842
1985	Glendell Miller	446	356	109	221	–	1,132
1986	Joe Arnold	721	290	–	211	–	1,222
1987	Joe Arnold	901	139	–	253	–	1,293
1988	Joe Arnold	1,668	72	–	262	–	2,002
1989	Anthony Green	17	435	–	603	–	1,055
1990	Don Smith	881	67	–	134	–	1,082
1991	Herb Dava	275	26	–	654	–	955
	Roscoe Echols	963	–8	–	–	–	955
1992	Roscoe Echols	708	–	–	315	–	1,023
1993	Robert Jackson	623	147	–	470	–	1,240

The 1994 Hilltoppers 40-Yard Speedsters

1. Eric Kemp	4.41 seconds	8. Andy Baird	4.62
2. Drane Scrivener	4.55	9. Tim Comstock	4.62
3. Lito Mason	4.58	10. Brian Sowerby	4.62
4. Wayne Lewis	4.59	11. Sidney Williams	4.62
5. "Meco" Malcome	4.59	12. Jerome DeCarlo	4.64
6. Corey Binford	4.61	13. K.C. Armstrong	4.65
7. Daryl Houston	4.61	14. Carlos Quarles	4.65
		15. Antwan Floyd	4.66



Hilltopper Individual Records


Scoring



BRODERICK



GRIFFITHS



MAHER



PINO



STEVENS



WILSON

Points

- Game:** 24 – Carroll Broderick vs. Evansville, 9/24/32*
 Dickie Moore vs. Tennessee Tech, 10/14/67*
 Porter Williams vs. Murray State, 11/17/73*
 Joe Arnold vs. North Carolina A&T, 11/21/87
 Eddie Thompson vs. Southern Illinois, 10/29/92*
- Season:** 114 – Dickie Moore, 1967; Clarence Jackson, 1973
 90 – Joe Arnold, 1988
 84 – Carroll Broderick, 1932
 80 – Dan Maher, 1988
 78 – Max Stevens, 1952
 72 – Troy Snardon, 1980
- Career:** 252 – Clarence Jackson, 1970-73
 250 – Dan Maher, 1985-88
 206 – Dickie Moore, 1965-68
 192 – Joe Arnold, 1985-88
 164 – Jim Vorhees, 1966-69
 162 – Max Stevens, 1950-53

Touchdowns

- Game:** 4 – Dickie Moore vs. Tennessee Tech, 10/14/67*
 Porter Williams vs. Murray State, 11/17/73*
 Joe Arnold vs. North Carolina A&T, 11/21/87
 Eddie Thompson vs. Southern Illinois, 10/29/92*
- Season:** 19 – Dickie Moore, 1967; Clarence Jackson, 1973
 15 – Joe Arnold, 1988
 12 – Max Stevens, 1952; Troy Snardon, 1980
- Career:** 42 – Clarence Jackson, 1970-73
 34 – Dickie Moore, 1965-68
 32 – Joe Arnold, 1988
 27 – Jim Vorhees, 1966-69
 26 – Max Stevens, 1950-53

Points By Kicking

- Game:** 14 – Chris Pino vs. Central Florida, 10/24/92*
 12 – Dan Maher vs. Eastern Illinois, 11/14/87*
 Steve Donisi vs. Eastern Kentucky, 9/29/90*
 Chris Pino vs. Jacksonville State, 10/2/93*
 Chris Pino vs. Murray State, 11/20/93*
- 11 – Dan Maher vs. Central Florida, 10/12/85
 Pat Levis vs. Youngstown State, 10/28/89
- 10 – Jack McKenzie vs. Central Florida, 9/22/84*
 Dan Maher vs. Tennessee State, 9/7/85*
 Dan Maher vs. Austin Peay, 10/25/86
 Dan Maher vs. Morehead State, 9/10/88
 Dan Maher vs. Eastern Kentucky, 9/24/88*
 Chris Pino vs. Indiana State, 9/12/92*

Year-by-Year Scoring Leaders					
	Points by:	TD	PAT	FG	Total
1951	Gene McFadden	36	0	0	36
1952	Max Stevens	78	0	0	78
1953	Gene McFadden	48	0	0	48
1954	Jim Aurs	36	0	0	36
	Millard Shirley	36	0	0	36
1955	Jim Chambliss	18	0	0	18
1956	Jim Chambliss	18	0	0	18
1957	Jerry Brantley	12	14	3	29
1958	Denny Wedge	18	2	0	20
1959	Billy Booker	30	2	0	32
1960	Billy Booker	18	0	0	18
1961	Jim Hughes	24	2	0	26
1962	John Burt	24	0	0	24
1963	Sharon Miller	66	0	0	66
1964	Jim Burt	60	0	0	60
1965	Dickie Moore	54	2	0	56
1966	Jim Vorhees	48	0	0	48
1967	Dickie Moore	114	0	0	114
1968	Jim Vorhees	42	0	0	42
1969	Jay Davis	42	0	0	42
1970	Clarence Jackson	54	0	0	54
1971	Clarence Jackson	42	0	0	42
1972	John Embree	48	0	0	48
1973	Clarence Jackson	114	0	0	114
1974	Bob Hobby	24	0	0	24
	Lawrence Jefferson	24	0	0	24
	Virgil Livers	24	0	0	24
	Bill Smith	24	0	0	24
1975	Lawrence Jefferson	48	0	0	48
1976	Dave Betz	0	8	30	38
1977	Eddie Preston	42	0	0	42
1978	Barry Skaggs	54	0	0	54
1979	Eddie Preston	42	0	0	42
1980	Troy Snardon	72	0	0	72
1981	Troy Snardon	48	0	0	48
1982	Jim Griffiths	0	20	18	38
1983	Glendell Miller	36	0	0	36
1984	Lanny Hall	0	11	21	32
1985	Glendell Miller	60	0	0	60
1986	Dan Maher	0	22	27	49
1987	Dan Maher	0	30	39	69
1988	Joe Arnold	90	0	0	90
1989	Don Smith	48	0	0	48
1990	Steve Donisi	0	14	33	47
1991	Eddie Thompson	36	4	-	40
1992	Eddie Thompson	9	0	-	54
1993	Chris Pino	0	32	36	68

Hilltopper Individual Records



- Season:** 80 – Dan Maher, 1988
 69 – Dan Maher, 1987
 68 – Chris Pino, 1993
 52 – Dan Maher, 1985
 49 – Dan Maher, 1986
 47 – Steve Donisi, 1990
 46 – Tom Atwood, 1967
 45 – Jim Griffiths, 1981
 44 – Steve Wilson, 1970; Pat Levis, 1989
- Career:** 250 – Dan Maher, 1985-88
 116 – Jim Griffiths, 1980-82
 112 – Chris Pino, 1990-93
 104 – Steve Wilson, 1969-72

Extra Points Made

- Game:** 8 – Tom Atwood vs. Tennessee Tech, 10/14/67*
 Steve Wilson vs. Murray State, 11/22/69*
- Season:** 36 – Charlie Johnson, 1973
 35 – Dan Maher, 1988
 34 – Tom Atwood, 1967
 32 – Pat Levis, 1989; Chris Pino, 1993
 30 – Dan Maher, 1987
- Career:** 109 – Dan Maher, 1985-88
 68 – Steve Wilson, 1969-72
 63 – Tom Atwood, 1964-67
 61 – Chris Pino, 1990-93
 59 – Jim Griffiths, 1980-82
 58 – Sam Clark, 1961-64

Consecutive PAT-Ks Made

- 54 – Dan Maher, 10/17/87, thru 12/3/88 (end of career)
 40 – Steve Wilson, 11/8/69, thru 11/21/70
 24 – Dan Maher, 11/16/85, thru 11/8/86
 22 – Dick Herron, 9/25/71, thru 11/18/72 (end of career)
 Pat Levis, 9/2/89, thru 10/21/89

Field Goals Made

- Game:** 4 – Steve Donisi vs. Eastern Kentucky, 9/29/90*
 Chris Pino vs. Jacksonville State, 10/2/93*
 3 – Dan Maher vs. Tennessee State, 9/7/85*
 Dan Maher vs. Eastern Illinois, 11/14/87*
 Dan Maher vs. Eastern Kentucky, 9/24/88*
 Chris Pino vs. Central Florida, 10/24/92*
 Chris Pino vs. Murray State, 11/20/93*
 2 – 31 times by 11 different kickers (11 of 31 by Dan Maher)
- Season:** 15 – Dan Maher, 1988
 13 – Dan Maher, 1987
 12 – Chris Pino, 1993
 11 – Steve Donisi, 1990
 10 – Dave Betz, 1976; Dan Maher, 1985
 9 – Dan Maher, 1986
 7 – Steve Wilson, 1971; Jim Griffiths, 1981; Lanny Hall, 1984
- Career:** 47 – Dan Maher, 1985-88
 19 – Jim Griffiths, 1980-82
 17 – Chris Pino, 1990-93
 15 – Dave Betz, 1976-77
 14 – Charlie Johnson, 1972-75
 13 – Steve Donisi, 1989-91
 12 – Steve Wilson, 1969-72

Consecutive FGs Made

- 9 – Chris Pino vs. Jacksonville State (4), Southern Illinois (1), Troy State (1), Murray State (3), 1993
- 8 – Dan Maher vs. Eastern Kentucky (3), Austin Peay (2), Illinois St. (1), Tennessee Tech (2), 1988
- 6 – Charlie Johnson vs. Dayton (2), Illinois St. (1), Middle Tennessee (1), Murray St. (2), 1975
- 5 – Dave Betz vs. Troy St. (1), UT-Chattanooga (1), Austin Peay (1), Tennessee Tech (2), 1976
 Jim Griffiths vs. Eastern Kentucky (2), Morehead St. (1), Middle Tennessee (1), 1981; vs. Louisville (1), 1982
 Dan Maher vs. Middle Tennessee (1), Eastern Illinois (2), Murray St. (2), 1985
 Dan Maher vs. Tennessee St. (1), Austin Peay (2), Georgia Southern (1), UT-Chattanooga (1), 1986
 Dan Maher vs. North Carolina A&T (1), Eastern Kentucky (1), 1987; vs. Morehead St. (2), Middle Tennessee (1), 1988
- 4 – Steve Wilson vs. Tennessee Tech (2), Eastern Kentucky (1), Morehead St. (1), 1971
 Charlie Johnson vs. Dayton (1), Eastern Kentucky (2), Morehead St. (1), 1974
 Dan Maher vs. Georgia Southern (1), Eastern Illinois (3), 1987

Long FG

- 57 – Dick Herron vs. Middle Tennessee, 11/6/71
 52 – Dan Maher vs. Louisville, 9/20/86
 51 – Dan Maher vs. Austin Peay, 10/25/86
 50 – Dave Betz vs. Murray State, 11/20/76
 49 – Dan Maher vs. Eastern Kentucky, 10/3/87
 48 – Dave Betz vs. Austin Peay, 9/25/76*
 46 – Dan Maher vs. Georgia Southern, 10/31/87
 Steve Donisi vs. Eastern Kentucky, 9/29/90
 45 – Dave Betz vs. Middle Tennessee, 11/6/76*
 Dan Maher vs. Eastern Illinois, 11/14/87*

Long FG Attempt

- 57 – Dick Herron vs. Middle Tennessee, 11/6/71, GOOD
 Steve Wilson vs. Middle Tennessee, 11/6/71, No Good
 Charlie Johnson vs. East Tennessee, 10/5/74, No Good
 Dave Betz vs. Murray State, 11/20/76, No Good
- 54 – Dick Herron vs. Eastern Kentucky, 10/21/72, No Good*
 Dave Betz vs. Murray State, 11/19/77, No Good*
- 53 – Dan Maher vs. Murray State, 9/19/87, No Good*
- 52 – Darrell Law vs. Austin Peay, 9/27/69, No Good
 Charlie Johnson vs. Middle Tennessee, 11/3/73, No Good
 Dave Betz vs. Austin Peay, 9/24/77, No Good
 Dan Maher vs. Louisville, 9/20/86, GOOD
- 51 – Dan Maher vs. Murray State, 9/27/86, No Good
 Dan Maher vs. Austin Peay, 10/25/86, GOOD
- 50 – Dave Betz vs. Murray State, 11/20/76, GOOD
 Dan Maher vs. Georgia Southern, 10/31/87, No Good



Hilltopper Individual Records

Tackles



GRAY



GREEN



GRICE



MADON



TOWNS



YORK

Unassisted Tackles

- Season:** 103 - Rick Green, 1975
 95 - Richard Grice, 1992
 90 - Biff Madon, 1976
 87 - Rick Green, 1974
 84 - Biff Madon, 1977
 80 - Reginald Hayden, 1977
 78 - Tony Towns, 1976
 77 - Robert Walton, 1972
 Tony Towns, 1977
 75 - Jimmy Barber, 1970
Career: 283 - Rick Green, 1972-75
 252 - Biff Madon, 1974-77
 229 - Tony Towns, 1976-78
 225 - Lawrence Brame, 1967-70
 Reginald Hayden, 1976-78
 218 - Richard Grice, 1992
 196 - Jimmy Barber, 1969-71
 190 - Paul Gray, 1980-83
 186 - Terry Thompson, 1968-71

Assisted Tackles

- Season:** 100 - Paul Gray, 1981
 93 - Paul Gray, 1982
 88 - Tom Tussey, 1981
 85 - David Suggs, 1981
 84 - Paul Gray, 1983
 83 - Tim Ford, 1980
 79 - Mark Fatkin, 1983
 78 - Carl Estelle, 1979
 76 - Greg Barnes, 1980
Career: 298 - Paul Gray, 1980-83
 206 - Walter York, 1980-83
 196 - Rick Green, 1972-75
 192 - Tom Tussey, 1979-81
 178 - David Suggs, 1979-82
 171 - Tim Ford, 1979-81
 169 - Carl Estelle, 1976-79
 163 - Barry Bumm, 1978-81

Total Tackles

- Season:** 173 - Paul Gray, 1981
 167 - Rick Green, 1975
 156 - Richard Grice, 1992
 149 - Paul Gray, 1982
 148 - Biff Madon, 1976
 143 - Biff Madon, 1977
 138 - Rick Green, 1974
 137 - Tom Tussey, 1981
 Paul Gray, 1983
 131 - Carl Estelle, 1979
 130 - Jimmy Barber, 1970
Career: 488 - Paul Gray, 1980-83
 479 - Rick Green, 1972-75
 401 - Biff Madon, 1974-77
 367 - Tony Towns, 1976-77
 355 - Carl Estelle, 1976-79
 342 - Jimmy Barber, 1969-71
 334 - Richard Grice, 1989-92
 323 - Walter York, 1980-83
 310 - Tom Tussey, 1979-81
 301 - Reginald Hayden, 1976-78

Year-by-Year Tackle Leaders

Year	Player	MT	AT	Total	Year	Player	MT	AT	Total
1965	Wes Simpson	60	49	109	1980	Tim Ford	28	83	111
1966	Allan Hogan	54	28	82	1981	Paul Gray	73	100	173
1967	Bill Hape	45	40	85	1982	Paul Gray	56	93	149
1968	Jerry Humble	63	48	111	1983	Paul Gray	53	84	137
1969	Jimmy Barber	74	40	114	1984	Vernard Johnson	59	39	98
1970	Jimmy Barber	75	55	130	1985	Neil Fatkin	59	53	112
1971	Terry Thompson	71	43	114	1986	Neil Fatkin	46	30	76
1972	Robert Walton	77	41	118	1987	Mike Carberry	73	35	108
1973	Lonnie Schuster	66	35	101	1988	Mike Carberry	73	55	128
1974	Rick Green	87	51	138	1989	Jerome Martin	57	23	80
1975	Rick Green	122	73	195	1990	Raji Gordon	62	28	90
1976	Biff Madon	90	58	148	1991	Richard Grice	70	32	102
1977	Biff Madon	84	59	143	1992	Richard Grice	98	60	158
1978	Tony Towns	74	40	114	1993	Sheldon Benoit	59	40	99
1979	Carl Estelle	53	78	131					

Hilltopper Individual Records



100-Yard Rushing Performances

- 309 - Eddie Thompson vs. Southern Illinois, 10/29/92 (28 att)*
- 297 - Clarence Jackson vs. Butler, 11/13/71 (37 att)
- 260 - Joe Arnold vs. North Carolina A&T, 11/21/87 (35 att)
- 233 - Don Smith vs. Southwest Missouri, 10/14/89 (41 att)*
- 223 - Dickie Moore vs. Murray State, 11/18/67 (22 att)*
- 219 - Dickie Moore vs. Morehead State, 10/28/67 (28 att)*
- 206 - Joe Arnold vs. Tennessee Tech, 10/22/88 (34 att)
- 205 - Danny Embree vs. Akron, 11/7/81 (27 att)
- 205 - Eddie Thompson vs. Central Florida, 10/24/92 (16 att)*
- 205 - Eddie Thompson vs. Murray State, 11/20/93 (16 att)*
- 204 - Eddie Thompson vs. Austin Peay, 8/18/93 (18 att)
- 196 - Dickie Moore vs. Drake, 10/23/65 (24 att)*
- 196 - Joe Arnold vs. UT-Chattanooga, 10/29/88 (29 att)*
- 191 - Dickie Moore vs. Butler, 11/12/66 (26 att)*
- 191 - Don Smith vs. Morehead State, 9/8/90 (25 att)
- 190 - Joe Arnold vs. Illinois State, 10/8/88 (26 att)*
- 183 - Nate Jones vs. Austin Peay, 9/27/80 (25 att)*
- 179 - Mickey Riggs vs. Murray State, 11/23/57*
- 177 - Joe Arnold vs. North Carolina A&T, 11/19/88 (12 att)*
- 170 - Glendell Miller vs. Murray State, 11/20/82 (39 att)
- 170 - Roscoe Echols vs. Indiana State, 9/12/92 (29 att)*
- 169 - Joe Arnold vs. Austin Peay, 10/25/86 (21 att)
- 169 - David Smith vs. UT-Chattanooga, 10/10/87 (26 att)
- 169 - Herb Davis vs. Middle Tennessee, 9/15/89 (35 att)*
- 162 - Dion Bryant vs. Southern Illinois, 10/29/92 (13 att)*
- 161 - Dickie Moore vs. Butler, 11/11/67 (27 att)
- 161 - Lawrence Jefferson vs. Northern Mich., 12/13/75 (34 att)#
- 160 - Troy Snardon vs. Morehead State, 11/1/80 (27 att)
- 159 - Dickie Moore vs. St. Joseph's (Ind.), 9/16/67 (14 att)
- 159 - Troy Snardon vs. Youngstown State, 10/11/80 (12 att)*
- 158 - Jimmy Woods vs. East Tennessee, 10/1/77 (25 att)*
- 157 - Robert Jackson vs. Southern Illinois, 10/16/93 (9 att)
- 156 - John Embree vs. Indiana State, 9/19/70 (23 att)
- 156 - Elmer Caldwell vs. Eastern Kentucky, 10/20/79 (37 att)
- 154 - Clarence Jackson vs. Murray State, 11/20/71 (21 att)*
- 153 - Dickie Moore vs. East Tennessee, 9/25/65 (35 att)*
- 153 - Elmer Caldwell vs. Northern Iowa, 11/10/79 (18 att)
- 153 - Roscoe Echols vs. Northern Iowa, 10/26/91 (23 atts)*
- 152 - Danny Embree vs. Morehead State, 10/29/85 (27 att)*
- 147 - Dickie Moore vs. Middle Tennessee, 11/4/67 (31 att)
- 147 - Don Smith vs. Eastern Illinois, 11/3/90 (31 att)
- 146 - Dickie Moore vs. Butler, 9/21/68 (15 att)*
- 145 - Clarence Jackson vs. Austin Peay, 9/23/72 (17 att)*
- 143 - Dickie Moore vs. East Tennessee, 9/30/67 (31 att)*
- 143 - Clarence Jackson vs. Morehead State, 10/28/72 (16 att)
- 143 - Clarence Jackson vs. Eastern Kentucky, 10/20/73 (16 att)*
- 142 - Roscoe Echols vs. Middle Tennessee, 10/5/91 (18 atts)*
- 141 - Joe Arnold vs. Eastern Kentucky, 12/3/88 (15 att)
- 139 - Dickie Moore vs. Murray State, 11/19/66 (22 att)
- 139 - Joe Arnold vs. Livingston, 10/17/87 (22 att)*
- 139 - Joe Arnold vs. Middle Tennessee, 9/17/88 (27 att)
- 138 - Pedro Bacon vs. Southwest Missouri, 10/15/88 (7 att)
- 138 - Don Smith vs. UT-Chattanooga, 11/17/90 (25 att)*
- 137 - Nat Northington vs. Northern Illinois, 10/11/69 (29 att)
- 136 - Eddie Thompson vs. UT-Chattanooga, 11/2/91 (20 atts)
- 135 - Dickie Moore vs. Morehead State, 11/6/65 (22 att)*
- 135 - John Embree vs. Eastern Kentucky, 10/21/72 (17 att)*
- 135 - Eddie Thompson vs. Middle Tennessee, 10/5/91 (24 atts)*
- 134 - Jim Vorhees vs. Murray State, 11/22/69 (35 att)*
- 134 - Don Smith vs. Illinois State, 9/15/90 (34 att)*
- 133 - Dickie Moore vs. Tennessee Tech, 10/14/67 (13 att)*
- 133 - Herb Davis vs. Illinois State, 9/15/90 (21 att)*
- 132 - Dickie Moore vs. Murray State, 11/20/65 (25 att)*
- 131 - John Embree vs. Wittenberg, 9/18/71 (8 att)*
- 131 - Jarius "Meco" Malcome vs. Morehead St., 9/21/91 (12 atts)*
- 131 - Eddie Thompson vs. Murray State, 11/21/92 (16 att)
- 130 - Jim Burt vs. Murray State, 11/11/61 (7 att)*
- 130 - Eddie Thompson vs. Eastern Illinois, 11/9/91 (25 atts)*
- 129 - Glendell Miller vs. Akron, 9/17/83 (36 att)
- 129 - Joe Arnold vs. Eastern Illinois, 11/14/87 (23 att)*
- 128 - John Burt vs. Tennessee Tech, 10/17/64 (16 att)
- 128 - Dickie Moore vs. Tennessee Tech, 10/16/65 (21 att)*
- 128 - Clarence Jackson vs. Appalachian State, 9/9/72 (19 att)*
- 128 - Jimmy Woods vs. Eastern Kentucky, 10/22/77 (19 att)
- 128 - Jimmy Woods vs. Morehead State, 10/29/77 (25 att)*
- 128 - David Smith vs. Gardner-Webb, 9/5/87 (15 att)*
- 128 - Vance Turpin vs. Youngstown State, 10/28/89 (27 att)
- 128 - Eddie Thompson vs. Illinois State, 11/7/92 (25 att)
- 127 - Jim Vorhees vs. St. Joseph's (Ind.), 9/17/66 (23 att)*
- 127 - Roscoe Echols vs. Troy State, 10/19/91 (30 atts)*
- 126 - Dickie Moore vs. Austin Peay, 9/23/67 (4 att)
- 126 - Nate Jones vs. Lamar, 9/15/79 (21 att)*
- 125 - Willie Thomas vs. Tennessee Tech, 10/13/90 (23 att)
- 124 - Roscoe Echols vs. Austin Peay, 9/7/91 (20 atts)
- 123 - Jim Vorhees vs. Northern Illinois, 10/11/69 (18 att)
- 123 - Roscoe Echols vs. Murray State, 11/21/92 (12 att)
- 121 - Troy Snardon vs. Morehead State, 10/31/81 (23 att)*
- 120 - Nate Jones vs. Middle Tennessee, 11/8/80 (16 att)*
- 119 - Glendell Miller vs. Louisville, 9/10/83 (26 att)
- 119 - Roscoe Echols vs. Western Illinois, 9/19/92 (24 att)
- 118 - Eddie Thompson vs. Austin Peay, 9/7/91 (19 atts)
- 117 - Ike Brown vs. Austin Peay, 9/28/68 (16 att)*
- 117 - John Embree vs. Murray State, 11/18/72 (21 att)
- 117 - Joe Arnold vs. Eastern Kentucky, 9/24/88 (18 att)*
- 117 - Don Smith vs. Tennessee Tech, 10/21/89 (23 att)*
- 116 - Ike Brown vs. Western Illinois, 10/12/68 (7 att)
- 115 - Ike Brown vs. Butler, 9/21/68 (16 att)*
- 115 - Jimmy Woods vs. Murray State, 11/19/77 (23 att)*
- 115 - Joe Arnold vs. Austin Peay, 10/1/88 (21 att)*
- 115 - Eddie Thompson vs. Ala. at Birmingham, 9/25/93 (15 att)*
- 114 - John Embree vs. Murray State, 11/17/73 (16 att)*
- 114 - Jarius "Meco" Malcome vs. Indiana State, 9/12/92 (21 att)*
- 111 - Joe Arnold vs. Gardner-Webb, 9/6/86 (10 att)*
- 110 - Sharon Miller vs. Evansville, 10/26/63 (5 att)*
- 110 - Arnold Snardon vs. Northern Michigan, 12/13/75 (18 att)#
- 109 - John Embree vs. Eastern Michigan, 10/10/70 (12 att)*
- 109 - Lawrence Jefferson vs. East Tennessee, 10/5/74 (24 att)
- 109 - Troy Snardon vs. Austin Peay, 9/27/80 (19 att)*
- 109 - Don Smith vs. Middle Tennessee, 9/22/90 (22 att)
- 108 - Clarence Jackson vs. Butler, 11/10/73 (12 att)
- 108 - Lawrence Jefferson vs. Murray State, 11/22/75 (31 att)*
- 108 - Don Smith vs. Austin Peay, 9/30/89 (13 att)*
- 107 - John Embree vs. Lehigh, 12/1/73 (14 att)*##
- 107 - Jimmy Woods vs. Illinois State, 9/16/78 (18 att)
- 106 - John Embree vs. Eastern Michigan, 10/9/71 (9 att)
- 106 - Jimmy Woods vs. Eastern Kentucky, 10/23/76 (29 att)*
- 105 - John Embree vs. Austin Peay, 9/23/72 (14 att)*
- 105 - Clarence Jackson vs. Tennessee Tech, 10/13/73 (15 att)*
- 104 - Nate Jones vs. Tennessee Tech, 11/18/80 (19 att)
- 103 - Troy Snardon vs. Evansville, 9/5/81 (14 att)
- 102 - Dickie Moore vs. Akron, 9/18/65 (17 att)
- 102 - Jimmy Woods vs. Tennessee Tech, 10/16/76 (24 att)
- 101 - Jimmy Woods vs. Murray State, 11/20/76 (28 att)
- 101 - Pat McKenzie vs. Morehead State, 10/27/84 (34 att)
- 100 - Clarence Jackson vs. Austin Peay, 9/22/73 (17 att)
- 100 - Jimmy Woods vs. Morehead State, 10/30/76 (33 att)
- 100 - Charlie Houser vs. Tennessee Tech, 10/16/82 (25 att)
- 100 - Herb Davis vs. Youngstown State, 10/6/90 (22 att)*

* Home Game
 # NCAA Division II National Championship Game (Camellia Bowl), Sacramento, Calif.
 ## NCAA Division II Championship Playoffs, First Round, Bowling Green, Ky.



Smith Stadium Records

26 years (132 games): 87 wins, 41 losses, 4 ties (.674)

Total Offense

Plays

- 61 - Scott Travis (WKU) vs. Appalachian State, 9/8/84 (260 yds)
- Jeff Cesarone (WKU) vs. Akron, 10/5/95 (484 yds)
- Sean Payton, Eastern Illinois, 11/16/85 (255 yds)

Net Yards

- 484 - Jeff Cesarone (WKU) vs. Akron, 10/5/85 (61 atts)
- 390 - Jeff Cesarone (WKU) vs. Eastern Kentucky, 10/4/86 (45 atts)
- 372 - Eddie Thompson (WKU) vs. Southern Illinois, 10/29/92 (36 atts)
- 337 - Tracy Ham, Georgia Southern, 11/1/86 (37 atts)
- Eddie Thompson (WKU) vs. Central Florida, 10/24/92 (36 atts)

Touchdown Production (TDs accounted for - rushing + passing)

- 5 - Leo Peckenpaugh (WKU) vs. Murray St., 11/17/73 (1 rush, 4 pass)
- Tony Merendini, UT-Chattanooga, 9/9/78 (3 rush, 2 pass)
- Jeff Cesarone (WKU) vs. Akron, 10/5/85 (5 pass)

Rushing

Plays

- 48 - Mike Clark, Akron, 10/5/85 (186 yds)
- 41 - Don Smith (WKU) vs. Southwest Missouri, 10/14/89 (233 yds)
- Derrick Franklin, Indiana State, 11/10/90 (187 yds)

Net Yards

- 309 - Eddie Thompson (WKU) vs. Southern Illinois, 10/29/92 (28 atts)
- 233 - Don Smith (WKU) vs. Southwest Missouri, 10/14/89 (41 atts)
- 205 - Eddie Thompson (WKU) vs. Central Florida, 10/24/92 (16 atts)
- Eddie Thompson (WKU) vs. Murray, State, 11/20/94 (16 atts)

Yards Per Play

- 19.0 - Robert Jackson (WKU) vs. Eastern Ill., 11/13/93 (76 yds, 4 atts)
- 16.7 - Phillip Collins, Southwest Missouri, 10/14/89 (100 yds, 6 atts)
- 16.4 - John Embree (WKU) vs. Wittenberg, 9/18/71 (131 yds, 8 atts)

Touchdowns

- 4 - Terence Thompson, Eastern Kentucky, 10/23/82
- Eddie Thompson (WKU) vs. Southern Illinois, 10/29/92
- 3 - Ike Brown (WKU) vs. Butler, 9/21/68 (1st game in stadium)
- Tony Merendino, UT-Chattanooga, 9/9/78
- Barry Skaggs (WKU) vs. Middle Tennessee, 11/4/78
- Tracy Ham, Georgia Southern, 11/1/86
- Pete Mangold (WKU) vs. Middle Tennessee, 9/26/87
- Joe Arnold (WKU) vs. UT-Chattanooga, 10/29/88
- Joe Arnold (WKU) vs. North Carolina A&T, 11/19/88
- Don Smith (WKU) vs. Southwest Missouri, 10/14/89
- Markus Thomas, Eastern Kentucky, 9/29/90

Long Play

- 99 - Pedro Bacon (WKU) vs. Livingston, 9/13/86 TD
- 81 - Joe Arnold (WKU) vs. North Carolina A&T, 11/19/88 TD
- 80 - Nick Nance, Murray State, 11/17/79 TD
- Keith Paskett (WKU) vs. Morehead State, 10/29/83 TD
- Phillip Collins, Southwest Missouri, 10/14/89

Most 100-Yard Games

Season: 5 - Joe Arnold (WKU) vs. Eastern Kentucky, 9/24/88 (117 yds); vs. Austin Peay, 10/1/88 (115 yds); vs. Illinois State, 10/8/88 (190 yds); vs. UT-Chattanooga, 10/29/88 (196 yds); vs. North Carolina A&T, 11/19/88 (177 yds)

Career: 8 - Joe Arnold (WKU) vs. Gardner-Webb, 9/6/86 (111 yds); vs. Livingston, 10/17/87 (138 yds); vs. Eastern Illinois, 11/14/87 (129 yds); vs. Eastern Kentucky, 9/24/88 (117 yds); vs. Austin Peay, 10/1/88 (115 yds); vs. Illinois State, 10/8/88 (190 yds); vs. UT-Chattanooga, 10/29/88 (196 yds); vs. North Carolina A&T, 11/19/88 (177 yds)

Note: In 26 years, there have been a total of 87 hundred-yard games in Smith Stadium, 57 of those (65.5%) by WKU athletes.

Passing

Attempts

- 59 - Jeff Cesarone (WKU) vs. Akron, 10/5/85 (36 comps, 494 yds)
- 55 - Scott Travis (WKU) vs. Appalachian St, 9/8/84 (29 comps, 266 yds)
- 51 - Gilbert Renfroe, Tennessee State, 9/7/85 (21 comps, 283 yds)
- Jeff Cesarone (WKU) vs. Murray St, 11/23/85 (31 comps, 338 yds)

Completions

- 36 - Jeff Cesarone (WKU) vs. Akron, 10/5/85 (59 atts, 494 yds)
- 31 - Jeff Cesarone (WKU) vs. Middle Tenn., 11/3/84 (45 comps, 322 yds)
- Jeff Cesarone (WKU) vs. Murray St., 11/23/85 (51 atts, 338 yds)

Percent Completed

- .833 - Bob Barnett (WKU) vs. UT-Chattanooga, 11/17/90 (10-12)
- .818 - Ralph Antone (WKU) vs. Kentucky State, 9/19/81 (9-11)
- .750 - Mickey Corwin, Middle Tennessee, 11/3/84 (21-28)
- Jay Johnson, Northern Iowa, 10/26/91 (9-12)
- Chuck Robinson, Jacksonville State, 10/2/94 (6-8)

Net Yards

- 494 - Jeff Cesarone (WKU) vs. Akron, 10/5/85 (59 atts, 36 comps)
- 396 - Jeff Cesarone (WKU) vs. Eastern Ky., 10/4/86 (38 atts, 26 comps)
- 393 - Darin Hinshaw, Central Florida, 10/24/92 (39 atts, 25 comps)
- 351 - Scott Gabbert, Southern Illinois, 10/29/92 (40 atts, 25 comps)

Had Intercepted

- 4 - Dickie Thomas, Middle Tennessee, 11/9/68; Phil Dietz, Western Carolina, 10/6/73; Tom Vosberg, Dayton, 10/12/74; Tony Costantine, Tennessee Tech, 10/15/83; Gilbert Renfroe, Tennessee State, 9/7/85; Jesse James, Gardner-Webb, 9/6/86; Brian Browning (WKU) vs. Troy State, 10/19/91

Touchdown Passes

- 5 - Jeff Cesarone (WKU) vs. Akron, 10/5/85
- 4 - Leo Peckenpaugh (WKU) vs. Murray State, 11/17/73
- Mickey Corwin, Middle Tennessee, 11/3/84
- Darin Hinshaw, Central Florida, 10/24/92

Long Play

- 96 - Jeff Cesarone to Keith Paskett (WKU) vs. Akron, 10/5/85 TD
- 92 - Bill Smith to Eddie Preston (WKU) vs. Austin Peay, 9/25/76 TD
- 87 - Todd Krueger to Scott Sible, Northern Michigan, 10/6/79 TD

Smith Stadium Records



Receiving

Catches

- 13 - Mark Ledford, Morehead State, 10/29/83 (207 yds)
- Lee McCormick, Murray State, 11/23/85 (193 yds)
- 11 - Cedric Jones (WKU) vs. Livingston, 9/13/86 (121 yds)

Net Yards

- 231 - David Rhodes, Central Florida, 10/24/92 (10 catches)
- 207 - Mark Ledford, Morehead State, 10/29/83 (13 catches)
- 193 - Lee McCormick, Murray State, 11/23/85 (13 catches)
- 184 - Scott Sible, Northern Michigan, 10/6/79 (6 catches)
- 167 - Alan Mullins (WKU) vs. Akron, 10/5/85 (9 catches)

Touchdown Catches

- 4 - Porter Williams (WKU) vs. Murray State, 11/17/73
- 3 - Porter Williams (WKU) vs. East Tennessee, 10/2/71
- Derrick McLendon, UT-Chattanooga, 11/17/90
- Bret Cooper, Central Florida, 10/24/92

Punting

Punts

- 12 - Mark Pemberton, Tennessee Tech, 10/17/81 (412 yds)
- Todd Davis (WKU) vs. Eastern Illinois, 11/18/89 (390 yds)

Net Yards

- 514 - Don Rardin, Morehead State, 11/1/75 (11 punts)
- 445 - Mike Shawen, Middle Tennessee, 11/4/72 (11 punts)
- 444 - Walt Herod (WKU) vs. Eastern Kentucky, 10/23/76 (10 punts)

Average Punt

- 51.3 - Charlie Johnson (WKU) vs. Middle Tenn., 11/9/74 (4 punts)
- 51.2 - Greg Burke, Morehead State, 11/2/85 (5 punts)

Long Punt

- 81 - Chip Johnson, Austin Peay, 9/28/74
- 78 - Don Rardin, Morehead State, 11/1/75
- 77 - Charlie Johnson (WKU) vs. Morehead State, 10/27/73
- 75 - Ray Farmer (WKU) vs. Tennessee Tech, 10/13/79

Punt Returns

Returns

- 9 - Allen Coker (WKU) vs. Middle Tennessee, 11/4/72 (25 yds)
- 8 - Jerry Flippin (WKU) vs. Morehead State, 10/31/81 (49 yds)
- Cedric Jones (WKU) vs. Austin Peay, 10/1/88 (72 yds)
- 7 - Bill "Jelly" Green (WKU) vs. Middle Tennessee, 11/7/70 (67 yds)
- Kenny Mitchell, UT-Chattanooga, 9/10/77 (84 yds)
- Matt MacIntyre (WKU) vs. Austin Peay, 9/30/89 (15 yds)

Net Yards

- 147 - Dwayne Haun (WKU) vs. Indiana State, 11/10/90 (2 rets)
- 129 - Kenneth Watson, Livingston, 9/13/86 (4 rets)

Long Return

- 90 - Bill "Jelly" Green (WKU) vs. Morehead State, 11/1/69 TD
- Cedric Jones (WKU) vs. UT-Chattanooga, 10/29/88 TD
- 85 - Dwayne Haun (WKU) vs. Indiana State, 11/10/90 TD
- 74 - Glendell Miller (WKU) vs. Eastern Illinois, 11/16/85 TD
- 68 - Bill "Jelly" Green (WKU) vs. Austin Peay, 9/28/68 TD
- 67 - Kenneth Watson, Livingston, 9/13/86

Kickoff Returns

Returns

- 9 - Mike Stewart, Tennessee Tech, 10/21/89 (159 yds)
- 7 - Anthony White, Morehead State, 9/21/91 (102 yds)
- 6 - Antoine Worthman, Illinois State, 10/8/88 (108 yds)
- Herb Davis (WKU) vs. Northern Iowa, 10/26/91 (96 yds)

Net Yards

- 165 - Anthony Green (WKU) vs. SW Missouri, 10/14/89 (4 rets)
- 159 - Mike Stewart, Tennessee Tech, 10/21/89 (9 rets)

Long Return

- 100 - Davlin Mullen (WKU) vs. Youngstown State, 10/9/82 TD

Interceptions

Returns

- 3 - John Leathers (WKU) vs. Dayton, 10/12/74 (57 yds)

Net Yards

- 85 - Lamont Meacham (WKU) vs. Kentucky State, 9/19/81 (1 ret, TD)
- 83 - Eddie Godfrey (WKU) vs. Tennessee Tech, 10/21/89 (1 ret)
- 81 - Steve Leach, Troy State, 10/19/91 (2 rets, 1 TD)

Long Return

- 85 - Lamont Meacham (WKU) vs. Kentucky State, 9/19/81 TD
- 83 - Eddie Godfrey (WKU) vs. Tennessee Tech, 10/21/89 TD
- 81 - Steve Leach, Troy State, 10/19/91 TD

Scoring

Points

- 24 - Porter Williams (WKU) vs. Murray State, 11/17/73
- Terence Thompson, Eastern Kentucky, 10/23/82
- Eddie Thompson (WKU) vs. Southern Illinois, 10/29/92

Touchdowns

- 4 - Porter Williams (WKU) vs. Murray State, 11/17/73
- Terence Thompson, Eastern Kentucky, 10/23/82
- Eddie Thompson (WKU) vs. Southern Illinois, 10/29/92

Extra Points

- 8 - Steve Wilson (WKU) vs. Murray State, 11/22/69
- 7 - Mike Marlow, Lamar, 9/15/79
- Ricky Anderson (WKU) vs. Tennessee Tech, 10/13/79
- Pat Levis (WKU) vs. Austin Peay, 9/30/89
- Pat Levis (WKU) vs. Tennessee Tech, 10/21/89
- Brian Mitchell, Northern Iowa, 10/26/91

Field Goals

- 4 - Steve Donisi (WKU) vs. Eastern Kentucky, 9/29/90 (4-6)
- Chris Pino (WKU) vs. Jacksonville State, 10/2/93 (4-4)
- 3 - David Flores, Eastern Kentucky, 10/21/78 (3-4)
- David Tuck, Murray State, 11/17/79 (3-3)
- Dan Maher (WKU) vs. Tennessee State, 9/7/85 (3-3)
- Dan Maher (WKU) vs. Eastern Illinois, 11/14/87 (3-3)
- Dan Maher (WKU) vs. Eastern Kentucky, 9/24/88 (3-3)
- Garth Petrilli, Middle Tennessee, 10/5/91 (3-4)
- Chris Pino (WKU) vs. Central Florida, 10/24/92 (3-3)
- Chris Pino (WKU) vs. Murray State, 11/20/93 (3-3)



Smith Stadium Records

Points by Kicking

- 14 - Chris Pino (WKU) vs. Central Florida (3 FGs, 5 PATs)
- 12 - David Tuck, Murray State, 11/17/79 (3 FGs, 3 PATs)
- Steve Donisi (WKU) vs. Eastern Kentucky, 9/29/90 (4 FGs)
- Chris Pino (WKU) vs. Jacksonville State, 10/2/93 (4 FGs)
- Chris Pino (WKU) vs. Murray State, 11/20/93 (3 FGs, 3 PATs)

Miscellaneous

Largest Crowd

- 20,428 vs. Eastern Kentucky, 10/26/68 (L 16-7)
- 20,100 vs. Morehead State, 11/1/75 (W 14-10)
- 20,100 vs. Middle Tennessee, 11/8/80 (W 30-15)
- 20,000 vs. Middle Tennessee, 11/4/72 (L 21-17)
- 20,000 vs. Dayton, 10/12/74 (W 32-15)
- 20,000 vs. Middle Tennessee, 11/13/76 (W 38-7)

Smallest Crowd

- 1,500 vs. Boston University, 11/8/86 (W 28-7)
- 2,500 vs. North Carolina A&T, 11/19/88 (W 44-0)

High Season Attendance

- 91,050 in 1973 (15,175 per game in 6 games / 6-0-0)
- 85,333 in 1971 (17,067 per game in 5 games / 5-0-0)

Low Season Attendance

- 28,390 in 1993 (5,678 per game in 5 games / 5-0-0)
- 39,884 in 1992 (9,971 per game in 4 games / 3-1-0)

High Season Average Attendance

- 17,067 in 1971 (85,333 in 5 games / 5-0-0)
- 16,580 in 1978 (82,900 in 5 games / 3-2-0)
- 16,160 in 1980 (80,800 in 5 games / 5-0-0)

Low Season Average Attendance

- 5,678 in 1993 (28,390 in 5 games / 5-0-0)

Consecutive Wins

- 17 - 11/4/72 (WKU 35, Butler 6) thru 11/22/75 (WKU 19, Murray St. 0); streak broken by Troy State (10-10), 9/11/76
- Note:** Current home winning streak is at nine games.

Consecutive Games Without a Loss

- 21 - 11/4/72 (WKU 35, Butler 6) thru 11/6/76 (WKU 38, Middle Tennessee 7); streak broken by Akron (29-16), 11/13/76; Record - 20-0-1

Consecutive Losses

- 5 - 11/12/83 (Eastern Illinois 34, WKU 14) thru 10/13/84 (SW Missouri 25, WKU 10); streak broken vs. Eastern Ky. (17-10), 10/20/84

Shutouts

- 15 - first - WKU 35, Butler 0 (9/21/68)
- most recent - WKU 14, Murray State 0 (9/14/91)

Consecutive Shutouts

- 2 - 9/21/68 (WKU 35, Butler 0) and 9/28/68 (WKU 42, Austin Peay 0); 1st two games in Smith Stadium

Consecutive Games Scoring

- 59 - 9/21/68 (WKU 35, Butler 0) thru 10/13/79 (WKU 49, Tennessee Tech 7); streak broken by Morehead State (L 3-0), 11/3/79
- Note:** Current streak is 67 games (since 3-0 loss to Morehead State, 11/3/79)

Games Held Scoreless: 1 - by Morehead State (3-0), 11/3/79

Most Wins: 6 - 1973 (6-0-0 / 12-1-0 overall)

Most Losses

4 - 1984 (1-4-0 / 2-9-0 overall) and 1990 (1-4-0 / 2-8-0 overall)

Most Ties: 1 - four times (1968, 1969, 1976, 1977)

Most Points Scored

WKU (Game) - 61 vs. Tennessee Tech, 10/21/89 (W 61-14)
 Opponent (Game) - 58 by Lamar, 9/15/79 (L 58-27)
 Both Teams (Game) - 86 (WKU 50, Central Florida 36), 10/24/92
 WKU (Season) - 207 in 1973 (six games)
 Opponents (Season) - 158 in 1991 (six games)
 Both Teams (Season) - 313 in 1991 (six games)

Consecutive Winning Seasons: 9 - 1968 thru 1976

Consecutive Losing Seasons: 2 - 1983 and 1984

Total Winning Seasons: 18

Undefeated Seasons: 7 - 1971, 1973, 1974, 1975, 1980, 1988, 1993

Record in

- September: 28-11-2 (70.7%)
- October: 37-14-1 (72.1%)
- November: 21-16-1 (56.6%)
- December: 1-0-0 (100%)

First Game: Sept. 21, 1968 (WKU 35, Butler 0)

First Night Game: Sept. 19, 1987 (WKU 21, Murray State 17)

Record in Night Games: 15-5-0 (75%)

Hilltopper Grid Milestones

First Game: Western 20, Elizabethtown H.S. 0 (Dec., 1913)#
First Collegiate Game: Middle Tenn. 47, Western 0 (Oct. 10, 1914)
100th Game: Western 44, Evansville 0 (Nov. 23, 1929)*
200th Game: Western 25, Western Michigan 6 (Nov. 2, 1940)*
300th Game: Western 19, Northeast Louisiana 7 (Oct. 16, 1954)*
400th Game: Middle Tennessee 21, Western 0 (Oct. 2, 1965)
500th Game: Western 27, Dayton 7 (Sept. 6, 1975)
600th Game: Middle Tennessee 45, Western 24 (Nov. 3, 1984)*
700th Game: Western 28, Eastern Illinois 14 (Nov. 13, 1993)*
 Total Entering 1994 Season - 701

First Victory: Western 20, Elizabethtown H.S. 0 (Dec., 1913)#
First Collegiate Victory: Western 18, Eastern Ky 0 (Nov. 26, 1914)
100th Victory: Western 14, Murray State 0 (Nov. 21, 1936)
200th Victory: Western 34, Austin Peay 16 (Nov. 15, 1958)*
300th Victory: Western 32, Dayton 15 (Oct. 12, 1974)*
400th Victory: Western 12, Jacksonville State 7 (Oct. 2, 1993)*
 Total Entering 1994 Season - 403
First Homecoming Game: Western 7, Louisville 6 (Nov. 5, 1927)
First Bowl Appearance: Western 34, Arkansas State 19 (Refrigerator Bowl, Evansville, Ind., Dec. 7, 1952)
First NCAA Playoff Appearance: Western 25, Lehigh 16 (first round, Bowling Green, Ky., Dec. 1, 1973)
First Televised Game: Western 28, Grambling 20 (Grantland Rice Bowl, Baton Rouge, La., Dec. 8, 1973)
First All-American: Jimmy Feix, Quarterback (1952)
 *In Bowling Green #Site unknown

WKU National Stat Leaders



Through the years, the Hilltoppers have ranked among the nation's leaders in a variety of team and individual statistical categories as compiled by the NCAA. Here's a quick look at the Toppers in the national rankings - *Top 40 maximum* (Note: The NCAA includes regular season games only in its stat compilations):

1951

Team - 7th, Pass Offense (9 games, 216-104-18, 48.1%, 1,435 yds, 159.4 yds/game, 11 TDs)
 25th, Total Offense (9 games, 636 plays, 3,248 yds, 360.9 yds/gm)
Individual - 7th, Passing (Jimmy Feix: 9 games, 181-85-12, 47.0%, 1,204 yds, 8 TDs)
 16th, Total Offense (Jimmy Feix: 9 games, 190 plays, 1,206 yds)

1952

Team - 3rd, Pass Offense (9 games, 206-126-10, 61.2%, 1,925 yds, 213.9 yds/game, 20 TDs)
Note: 61.2% led the nation; 1,925 yds and 20 TDs was 2nd in the nation and 213.9 yds/game was 3rd
 6th, Total Offense (9 games, 599 plays, 3,832 yds, 425.8 yds/game)
 24th, Rush. Defense (9 games, 321 plays, 1,000 yds, 111.1 yds/gm)
 30th, Total Defense (9 games, 501 plays, 1,868 yds, 207.6 yds/gm)
Individual - 4th, Passing (Jimmy Feix: 9 games, 176-111-8, 63.1%, 1,581 yds, 15 TDs) / *Note: 63.1% led the nation*
 6th, Total Offense (Jimmy Feix, 9 games, 196 plays, 1,546 yds)

1953

Individual - 38th, Rushing (Gene McFadden: 10 games, 103 carries, 704 yds)
 38th, Passing (Whitey Sanders: 10 games, 66-44-5, 66.7%, 535 yds, 4 TDs) / *Note: 66.7 led the nation*

1954

Individual - 25th, Passing (Jerry Nassano: 9 games, 112-55-6, 49.1%, 763 yds, 5 TDs)

1955

Team - 14th, Pass Defense (9 games, 59-23-7, 39.0%, 385 yds, 42.8 yds/game, 2 TDs)

1959

Individual - 35th, Punting (Denny Wedge: 23 punts, 38.2 avg)

1960

Team - 6th, Pass Defense (9 games, 105-28-14, 26.7%, 365 yds, 40.6 yds/game, 2 TD)

1963

Team - 5th, Rush Defense (10 games, 312 carries, 485 yds, 48.5 yds/game)

1965

Individual - 13th, Rushing (Dickie Moore: 10 games, 203 carries, 1,055 yds)

1967

Team - 3rd, Rush Offense (9 games, 497 carries, 2,360 yds, 262.2 yds/gm)



JIMMY FEIX



DICKIE MOORE

Individual - FIRST, Rushing (Dickie Moore: 9 games, 208 carries, 1,444 yds)
 2nd, Scoring (Dickie Moore: 19 TDs, 114 pts) / *Note: 19 TDs led the nation*
 7th, Kick Scoring (Tom Atwood: 34-37 PATs, 4-9 FGs, 46 pts)

1969

Individual - 7th, Total Off. (Johnny Vance: 10 games, 412 plays, 2,164 yds)
 8th, Passing (Johnny Vance: 10 games, 307-155-18, 50.5%, 1,943 yds, 16 TDs)

1970

Team - 7th, Scoring Defense (10 games, 76 pts, 7.6 pts/game)
 8th, Total Defense (10 games, 619 plays, 1,628 yds, 162.8 yds/gm)

1971

Team - FIRST, Pass Defense (10 games, 142-52-16, 36.6%, 577 yds, 57.7 yds/game, 2 TD)
 5th, Total Defense (10 games, 618 plays, 1,511 yds, 151.1 yds/gm)

1973

Team - FIRST, Scoring Offense (10 games, 377 pts, 37.7 pts/game)
 3rd, Scoring Defense (10 games, 62 pts, 6.20 pts/game)
 4th, Total Offense (10 games, 718 plays, 4,071 yds, 407.1 yds/gm)
 5th, Pass Offense (10 games, 282-146-17, 51.7%, 2,139 yds, 213.9 yds/game, 25 TDs)

Individual - 5th, Scoring (Clarence Jackson: 10 games, 96 pts, 9.6 pts/gm)
 7th, Punting (Charlie Johnson: 40 punts, 42.2 avg)

1974

Team - 2nd, Rush Defense (10 games, 406 carries, 574 yds, 57.4 yds/game)
 4th, Total Defense (10 games, 612 plays, 1,592 yds, 159.2 yds/gm)
 9th, Scoring Defense (10 games, 95 pts, 9.5 pts/game)

Individual - 6th, Punting (Charlie Johnson: 51 punts, 42.3 avg)

1975

Team - 4th, Rush Defense (10 games, 420 carries, 592 yds, 59.2 yds/game)
 4th, Total Defense (10 games, 616 plays, 1,703 yds, 170.3 yds/gm)
 6th, Scoring Defense (10 games, 81 pts, 8.1 pts/game)

Individual - 2nd, Punting (Walt Herod: 58 punts, 42.4 avg)

1976

Individual - 9th, Punting (Walt Herod: 78 punts, 41.1 avg)

1978

Team - 4th, Pass Defense (10 games, 935 yds, 93.5 yds/game)

Individual - 6th, Punting (Ray Farmer: 59 punts, 39.4 avg)



WKU National Stat Leaders

7th, Passing (John Hall: 10 games, 209-106-10, 50.7%, 1,439 yds, 10.6 completions/game)
 8th, Total Offense (John Hall: 10 games, 263 plays, 1,451 yds)

1979

Team - 5th, Total Offense (10 games, 774 plays, 3,710 yds, 371.0 yds/gm)
Individual - 6th, Receiving (Eddie Preston: 10 games, 39 catches, 739 yds, 6 TDs, 3.9 catches/game)
 7th, Passing Efficiency (John Hall: 10 games, 215-108-13, 50.2%, 1,418 yds, 10 TDs, 108.9 rating)
 8th, Total Offense (John Hall: 10 games, 262 plays, 1,348 yds, 134.8 yds/game)

1980

Team - 5th, Punting (67 punts, 38.2 avg)
 6th, Rush Offense (10 games, 531 carries, 2,339 yds, 233.9 yds/gm)
Individual - 2nd, Punting (Ray Farmer: 62 punts, 42.4 avg)
 7th, Scoring (Troy Snardon: 10 games, 72 pts, 7.2 pts/game)

1981

Individual - 10th, Receiving (John Newby: 11 games, 48 catches, 736 yds, 4.4 catches/game)

1982

Team - 2nd, Turnover Margin (1.30)
 4th, Kickoff Returns (25.7 avg)
 15th, Pass Defense (124.4 yds/game)
Individual - FIRST, Kickoff Returns (Davlin Mullen: 31.9 avg)

1984

Team - 14th, Pass Offense (11 games, 481-251-23, 2,811 yds, 255.5 yds/gm)
Individual - 13th, Kickoff Ret. (Keith Paskett: 12 rets, 285 yds, 23.7 avg)

1985

Team - FIRST, Pass Attempts (69 vs. Middle Tennessee, 11/9 - tie with Idaho State, 69, vs. Montana, 10/12)
 10th, Pass Offense (11 gms, 506-281-10, 3,064 yds, 278.5 yds/gm)
Individual - 13th, Total Offense (Jeff Cesarone: 11 games, 489 plays, 2,542 yds, 231.1 yds/game)
 17th, Receiving (Alan Mullins: 11 games, 65 catches, 849 yds, 5.9 catches/game)

1986

Team - 19th, Kickoff Returns (21.0 yds/ret)

1987

Team - 10th, Total Defense (270.2 yds/game)
 13th, Pass Defense (141.1 yds/game)
 13th, Turnover Margin (0.80)
 16th, Net Punting (36.1 avg)
Individual - 9th, Interceptions (James Edwards: 0.70 interceptions/game)
 18th, Field Goals (Dan Maher: 1.20 field goals/game)

1988

Team - 5th, Scoring Defense (11 games, 147 pts, 13.4 pts/game)
 10th, Rush Def. (11 games, 512 carries, 2,572 yds, 233.8 yds/gm)
 10th, Total Def. (11 games, 723 plays, 3,035 yds, 275.9 yds/gm)
Individual - 4th, Rushing (Joe Arnold: 11 games, 244 carries, 1,461 yds, 132.82 yds/game)
 8th, All-Purpose Running (Joe Arnold: 11 games, 1,461 rush, 64 rec, 235 KO ret, 1,760 yds, 160.0 yds/game)
 11th, Punt Returns (Cedric Jones: 32 rets, 357 yds, 11.16 avg)
 14th, Field Goals (Dan Maher: 11 games, 22 atts, 14 FGs, 1.27 FGs/game)



RAY FARMER



CHARLIE JOHNSON



DAVLIN MULLEN

1989

Team - 27th, Total Def. (11 games, 712 plays, 3,452 yds, 313.82 yds/gm)
 29th, Kickoff Returns (11 games, 45 rets, 902 yds, 20.04 avg)
 30th, Pass Defense (11 games, 1,795 yds, 163.18 yds/game)
Individual - 19th, Kick Ret. (Anthony Green: 26 rets, 603 yds, 23.19 avg)
 20th, Rushing (Don Smith: 11 games, 221 carries, 1,005 yds, 91.36 yds/game)
 35th, Punting (Todd Davis: 67 punts, 2,563 yds, 37.69 avg)
 35th, All-Purpose Running (Anthony Green: 117.22 yds/game)

1990

Team - 2nd, Punt Returns (10 games, 18 rets, 264 yds, 14.67 avg)
 14th, Kickoff Returns (10 games, 40 rets, 833 yds, 20.83 avg)
 15th, Net Punting (10 games, 55 punts, 2,216 yds, 36.33 avg)
 22nd, Rush Offense (10 games, 2,011 yds, 201.1 yds/game)
Individual - 5th, Kickoff Ret. (Eddie Godfrey: 12 rets, 336 yds, 28.0 avg)
 6th, Rushing (Don Smith: 8 games, 187 carries, 881 yards, 110.13 yds/game)
 15th, Punting (Todd Davis: 55 punts, 2,216 yds, 40.29 avg)
 16th, All-Purpose Running (Don Smith: 135.25 yds/game)
 19th, Field Goals (Steve Donisi: 10 games, 11-17 fgs, 1.10 fg/gm)

1991

Team - 9th, Rushing (11 games, 584 carries, 2,860 yds, 260.0 yds/game)
Individual - 30th, Rushing (Roscoe Echols: 11 games, 177 carries, 963 yds, 87.5 yds/game)

1992

Team - 2nd, Rushing (10 games, 592 carries, 2,871 yds, 287.1 yds/game)
Individual - 2nd, Rushing Yards, Single Game (Eddie Thompson: 309 yards vs. Southern Illinois)
 3rd, Rushing, per Carry (Eddie Thompson: 9 games, 113 carries, 837 yds, 7.4 yds/att - 1st among QBs)
 23rd, Rushing (Eddie Thompson: 9 games, 113 carries, 837 yds, 93.0 yds/game - 1st among quarterbacks)

1993

Team - FIRST, Rushing (11 games, 646 carries, 3,301 yds, 300.1 yds/game)
 18th, Total Defense (11 games, 701 plays, 3,360 yds, 305.5 yds/gm)
 23rd, Total Offense (11 games, 778 plays, 4,478 yds, 407.1 yds/gm)
 35th, Scoring Offense (11 games, 310 pts, 28.2 pts/game)
 35th Rushing Defense (11 games, 1,602 yds, 145.6 yds/game)
 39th, Scoring Defense (11 games, 228 pts, 20.7 pts/game)
Individual - 21st, Field Goals (Chris Pino: 11 games, 12 FGs, 1.1 FGs/gm)

WKU Coaches' Records



THOMAS



TERRY



CLAYTON



DENES



FEIX



ROBERTS

Aggregate Record of WKU Coaches

Coach	Seasons (Years)	Won	Lost	Tied	Pct	Best Season
M.A. Leiper	1 (1913)	1	0	0	1.000	1913 (1-0-0)
J.L. Arthur	3 (1914-16)	6	7	2	.462	1916 (3-2-0)
L.T. Smith	2 (1920-21)	2	5	1	.313	1921 (2-4-1)
E.A. Diddle	7 (1922-28)	38	24	2	.613	1922 (9-1-0)
Carl Anderson	5 ('29; '34-37)	32	12	2	.717	1937 (7-1-1)
James Elam	2 (1930-31)	16	5	1	.762	1930 (8-1-1)
Ernie Miller	1 (1932)	8	1	0	.889	1932 (8-1-0)
Jesse Thomas	3 ('33; '46-47)	11	12	2	.480	1933 (6-2-0)
W.L. Terry	4 (1938-41)	25	9	3	.735	1939 (7-1-1)
Arnold Winkenhofer	1 (1942)	3	4	1	.429	1942 (3-4-1)
Jack Clayton	9 (1948-56)	50	33	2	.602	1952 (9-1-0)
Nick Denes	11 (1957-67)	57	39	7	.587	1963 (10-0-1)
Jimmy Feix	16 (1968-83)	106	56	6	.649	1973 (12-1-0)
Dave Roberts	5 (1984-88)	26	30	1	.465	1988 (9-4-0)
Jack Harbaugh	5 (1989-)	23	30	0	.434	1993 (8-3-0)
Totals	75	404	267	30	.598	1963 (10-0-1)



COACH E.A. DIDDLE

Western's Red Towel

Western's unique "Red Towel" originated with the late E.A. Diddle, one of the most successful coaches in history and a member of the Naismith and Helms Athletic Foundation Halls of Fame.

Through 1,062 Hilltopper basketball games -- 759 of them wins, the highest total ever for a college coach at the time of Mr. Diddle's retirement (and still fourth on that elite list) -- Diddle clutched a red towel. He chewed on it, threw it, cried on it, waved it at fans and used it to signal his players.

Though Mr. Diddle has been identified primarily with Topper basketball, he won his first game at Western on the gridiron -- 6-0 over Louisville on Sept. 30, 1922. He coached football from 1922 through 1928, winning at a 61 percent rate (38-24-2) and running up a victory total that was unsurpassed by his successors on the gridiron until 1954. His 1928 squad, one of the



finest in Western annals, marched to the state championship with an 8-1-0 record, outscoring the opposition 171-7.

The Red Towel became synonymous with Ed Diddle and he became synonymous with Western's outstanding athletic heritage. And, now fans at Hilltopper sporting events wave red towels as they cheer for the "Big Red."

Western in the Polls

Ten times since 1968, WKU has earned a berth among the nation's elite in the polls. The highest the Toppers have ever finished was at the close of the 1973 and 1975 seasons when they claimed the number three slot in the Associated Press Division II poll. Here's a look at WKU's final ranking in those nine seasons:

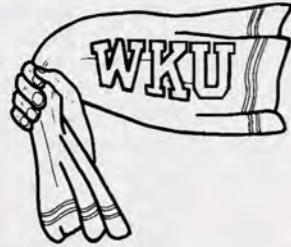
Year	Poll	Rank
1968	AP	19th
1970	UPI	9th
	AP	12th
1971	AP	6th
1973	AP	3rd
1975	AP	3rd
1978	NCAA	4th
1980	NCAA	5th
1987	NCAA	11th
	Sports Network	14th
1988	NCAA	12th
	Sports Network	13th
1993	Sports Network	19th



Year-by-Year with the Toppers

All-Time Record
(75 seasons)
404-267-30 (.598)

47 Winning Seasons
Four .500 Seasons
24 Losing Seasons



Postseason Appearances

The Hilltoppers have appeared in a total of 11 postseason games, nine as a part of their participation in NCAA national play-offs in 1973, 1975, 1987 and 1988. Western grid teams are 7-4-0 (.636) in post-season action. Here is a complete rundown of the Toppers' bowl and play-off history:

1952 - Refrigerator Bowl (Evansville, Ind.)
Western 34, Arkansas State 19

1963 - Tangerine Bowl (Orlando, Fla.)
Western 27, Coast Guard Academy 0

1973 - NCAA Division II Playoffs
Western 25, Lehigh 16
(First Round, Bowling Green, Ky.)
Western 28, Grambling 20
(Semi-Finals, Rice Bowl, Baton Rouge, La.)
Louisiana Tech 34, Western 0
(Finals, Camellia Bowl, Sacramento, Calif.)

1975 - NCAA Division II Playoffs
Western 14, Northern Iowa 12
(First Round, Cedar Falls, Iowa)
Western 14, New Hampshire 3
(Semi-Finals, Rice Bowl, Baton Rouge, La.)
Northern Michigan 16, Western 14
(Finals, Camellia Bowl, Sacramento, Calif.)

1987 - NCAA Division I-AA Playoffs
Eastern Kentucky 40, Western 17
(First Round, Richmond, Ky.)

1988 - NCAA Division I-AA Playoffs
Western 35, Western Illinois 32
(First Round, Macomb, Ill.)
Eastern Kentucky 41, Western 24
(Quarter-Finals, Richmond, Ky.)

Year	Coach(es)	W	L	T	Pct	WKU Pts / Avg	Opp Pts / Avg	Margin
1913	M.A. Leiper							
	Roy Manchester	1	0	0	1.000	20 / 20.0	0 / 0.0	+20.0
1914	J.L. Arthur	1	2	0	.333	24 / 8.0	8 / 27.7	-19.7
1915	J.L. Arthur	2	3	2	.429	40 / 5.7	152 / 21.7	-16.0
1916	J.L. Arthur	3	2	0	.600	28 / 5.6	29 / 5.8	-0.2
1917-19	No Team - World War I							
1920	L.T. Smith	0	1	0	.000	0 / 0.0	13 / 13.0	-13.0
1921	L.T. Smith	2	4	1	.357	47 / 6.7	88 / 12.6	-5.9
1922	E.A. Diddle	9	1	0	.900	248 / 24.8	44 / 4.4	+20.4
1923	E.A. Diddle	5	4	0	.556	126 / 14.0	165 / 18.3	-4.3
1924	E.A. Diddle	4	5	0	.444	224 / 24.9	119 / 13.2	+11.7
1925	E.A. Diddle	3	5	1	.389	52 / 5.8	91 / 10.1	-4.3
1926	E.A. Diddle	4	4	1	.500	151 / 16.8	69 / 7.7	+9.1
1927	E.A. Diddle	5	4	0	.556	140 / 15.6	92 / 10.2	+5.4
1928	E.A. Diddle	8	1	0	.889	171 / 19.0	7 / 0.8	+18.2
1929	Carl Anderson	7	3	0	.700	185 / 18.5	32 / 3.2	+15.3
1930	James Elam	8	1	1	.850	184 / 18.4	58 / 5.8	+12.6
1931	James Elam	8	4	0	.667	171 / 14.3	126 / 10.5	+3.8
1932	Ernie Miller	8	1	0	.889	221 / 24.6	40 / 4.4	+20.2
1933	Jesse Thomas	6	2	0	.750	181 / 22.6	39 / 4.9	+17.7
1934	Carl Anderson	5	2	1	.688	135 / 16.9	49 / 6.1	+10.8
1935	Carl Anderson	7	3	0	.700	194 / 19.4	57 / 5.7	+13.7
1936	Carl Anderson	6	3	0	.667	123 / 13.7	55 / 6.1	+7.6
1937	Carl Anderson	7	1	1	.833	147 / 16.3	20 / 2.2	+14.1
1938	W.L. Terry	7	2	0	.779	217 / 24.1	46 / 5.1	+19.0
1939	W.L. Terry	7	1	1	.833	152 / 14.7	52 / 5.8	+8.9
1940	W.L. Terry	7	1	1	.833	115 / 12.8	20 / 2.2	+10.6
1941	W.L. Terry	4	5	1	.450	128 / 12.8	149 / 14.9	-2.1
1942	Arnold Winkenhofer	3	4	1	.438	70 / 8.8	167 / 20.9	-12.1
1943-45	No Team - World War II							
1946	Jesse Thomas	2	6	0	.250	84 / 10.5	213 / 26.6	-16.1
1947	Jesse Thomas	3	4	2	.444	82 / 9.1	139 / 15.4	-6.3
1948	Jack Clayton	5	4	0	.556	152 / 16.9	131 / 14.6	+2.3
1949	Jack Clayton	5	4	0	.556	103 / 11.4	121 / 13.4	-2.0
1950	Jack Clayton	6	2	2	.700	199 / 19.9	176 / 17.6	+2.3
1951	Jack Clayton	4	5	0	.444	204 / 22.7	161 / 17.9	+4.8
1952	Jack Clayton	9	1	0	.900	336 / 33.6	119 / 11.9	+21.7
1953	Jack Clayton	6	4	0	.600	203 / 20.3	130 / 13.0	+7.3
1954	Jack Clayton	7	3	0	.700	171 / 17.1	125 / 12.5	+4.6
1955	Jack Clayton	3	6	0	.333	119 / 13.2	140 / 15.6	-2.4
1956	Jack Clayton	5	4	0	.556	120 / 13.3	151 / 16.8	-3.5
1957	Nick Denes	5	3	1	.611	123 / 13.7	139 / 15.4	-1.7
1958	Nick Denes	4	5	0	.444	104 / 11.6	87 / 9.7	+1.9
1959	Nick Denes	5	4	0	.556	123 / 13.7	145 / 16.1	-2.4
1960	Nick Denes	2	6	1	.278	107 / 11.9	163 / 18.1	-6.2
1961	Nick Denes	6	3	0	.667	126 / 14.0	88 / 9.8	+4.2
1962	Nick Denes	5	3	0	.625	108 / 13.5	92 / 11.5	+2.0
1963	Nick Denes	10	0	1	.955	309 / 28.1	79 / 7.2	+20.9
1964	Nick Denes	6	3	1	.650	169 / 16.9	79 / 7.9	+9.0
1965	Nick Denes	2	6	2	.300	119 / 11.9	236 / 23.6	-11.7
1966	Nick Denes	5	5	0	.500	208 / 20.8	185 / 18.5	+2.3
1967	Nick Denes	7	1	1	.833	276 / 30.7	98 / 10.9	+19.8
1968	Jimmy Feix	7	2	1	.750	281 / 28.1	70 / 7.0	+21.1
1969	Jimmy Feix	6	3	1	.650	253 / 25.3	140 / 14.0	+11.3
1970	Jimmy Feix	8	1	1	.850	244 / 24.4	76 / 7.6	+16.8
1971	Jimmy Feix	8	2	0	.800	262 / 26.2	100 / 10.0	+16.2
1972	Jimmy Feix	7	3	0	.700	194 / 19.4	97 / 9.7	+9.7
1973	Jimmy Feix	12	1	0	.923	430 / 35.1	132 / 10.2	+22.9
1974	Jimmy Feix	7	3	0	.700	260 / 26.0	95 / 9.5	+16.5
1975	Jimmy Feix	11	2	0	.846	245 / 18.8	112 / 8.6	+10.2
1976	Jimmy Feix	4	5	1	.450	130 / 13.0	153 / 15.3	-2.3
1977	Jimmy Feix	1	8	1	.150	124 / 12.4	252 / 25.2	-12.8
1978	Jimmy Feix	8	2	0	.800	254 / 25.4	157 / 15.7	+9.7
1979	Jimmy Feix	5	5	0	.500	223 / 22.3	217 / 21.7	+0.6
1980	Jimmy Feix	9	1	0	.900	228 / 22.8	157 / 15.7	+7.1
1981	Jimmy Feix	6	5	0	.545	241 / 21.9	204 / 18.5	+3.4
1982	Jimmy Feix	5	5	0	.500	186 / 18.6	200 / 20.0	-1.4
1983	Jimmy Feix	2	8	1	.227	147 / 13.4	203 / 18.5	-5.1
1984	Dave Roberts	2	9	0	.182	193 / 17.5	345 / 31.4	-13.9
1985	Dave Roberts	4	7	0	.364	232 / 21.1	313 / 28.5	-7.4
1986	Dave Roberts	4	6	1	.409	228 / 20.7	258 / 23.5	-2.8
1987	Dave Roberts	7	4	0	.636	263 / 23.9	217 / 19.7	+4.2
1988	Dave Roberts	9	4	0	.692	311 / 23.9	220 / 16.9	+7.0
1989	Jack Harbaugh	6	5	0	.545	279 / 25.4	238 / 21.6	+3.8
1990	Jack Harbaugh	2	8	0	.200	159 / 15.9	234 / 23.4	-7.5
1991	Jack Harbaugh	3	8	0	.273	235 / 21.4	301 / 27.4	-6.0
1992	Jack Harbaugh	4	6	0	.400	243 / 24.3	258 / 25.8	-1.5
1993	Jack Harbaugh	8	3	0	.727	310 / 28.2	228 / 20.7	+7.5
75 Seasons / 15 Coaches		404	267	30	.598	13,174 / 18.8	9,836 / 14.0	+4.8

75 Hilltopper Seasons



1913 (1-0-0)
Coaches: M.A. Leiper
Roy Manchester
Elizabethtown HS W 20- 0

1914 (1-2-0)
Coach: J.L. Arthur
10/10 Middle Tenn L 0- 47
10/23 Eastern Ky L 6- 36
11/26 Eastern Ky W 18- 0
24- 83

1915 (2-3-3)
Coach: J.L. Arthur
Captain: Gibson
10/ 2 Hopkinsville HS W 6- 0
10/ 9 Bethel (Ky) T 14- 14
10/15 Owensboro HS L 0- 51
10/23 Bethel (Ky) L 0- 40
11/ 1 Eastern Ky T 0- 0
11/12 Middle Tenn L 0- 47
11/25 Eastern Ky W 20- 0
40- 152

1916 (3-2-0)
Coach: J.L. Arthur
Middle Tenn - - -
Castle Heights - - -
Owensboro HS W 2- 0
Hopkinsville HS - - -
Clarksville HS W 13- 0
Portland (Tenn.) HS# W 1- 0
Eastern Ky L 12- 13
Eastern Ky* L 0- 16
#forfeit 28- 29

1917-1919
No Team ---- World War I


1920 (0-1-0)
Coach: L.T. Smith
11/ 4 Morton Elliott L 0- 13

1921 (2-4-1)
Coach: L.T. Smith
10/ 1 Union (Ky) L 0- 30
10/ 8 Bethel (Ky) L 0- 26
10/22 Vanderbilt B L 0- 12
11/ 5 Eastern Ky W 21- 0
11/11 Middle Tenn L 7- 13
11/18 Bethel (Ky) T 7- 7
11/24 Sou. Presbyterian W 12- 0
47- 88

1922 (9-1-0)
Coach: E.A. Diddle
9/30 Louisville W 6- 0
10/ 6 Middle Tenn W 31- 6
10/13 Cumberland (Ky) W 13- 7
10/21 Tenn Tech W 19- 0
10/27 Morton Elliott W 63- 0
11/ 4 Bethel (Tenn) W 19- 0
11/10 Eastern Ky W 47- 6
11/18 Vanderbilt B L 6- 13
11/24 Bryson W 23- 12
11/30 Sou. Presbyterian W 21- 0
248- 44

1923 (5-4-0)
Coach: E.A. Diddle
Captain: Edward R. Ward
9/29 Louisville* W 19- 7
10/ 6 St. Xavier L 14- 21
10/20 Cumberland (Ky) L 6- 13
10/27 Western Mich L 0- 24
11/ 3 Centenary L 6- 75
11/10 Transylvania W 13- 6
11/16 Ky Wesleyan W 24- 6
11/17 Bryson W 25- 13
11/24 Bethel (Ky) W 19- 0
126- 165

1924 (4-5-0)
Coach: E.A. Diddle
Captain: Wilson "Babe" Hunt
9/27 Campbellsville* W 65- 0
10/ 4 John Carroll L 0- 51
10/11 Louisville L 7- 12
10/18 Middle Tenn W 44- 0
10/25 Western Mich L 0- 14
11/ 8 Transylvania L 0- 13
11/15 St. Xavier L 0- 29



The 1914 Western Kentucky Football Team

11/22 Evansville W 35- 0
11/27 Bethel (Ky) W 73- 0
224- 119
1925 (3-5-1)
Coach: E.A. Diddle
Captain: Harry "Pap" Glenn
9/26 Western Mich L 0- 20
10/ 3 Bethel (Tenn) W 24- 6
10/10 Louisville L 0- 6
10/17 Middle Tenn T 7- 7
10/24 Centre L 0- 13
11/14 Transylvania W 7- 0
11/21 Evansville W 14- 6
11/25 College of Ozarks L 0- 20
11/30 Ky Wesleyan L 0- 13
52- 91

1926 (4-4-1)
Coach: E.A. Diddle
Captain: Ual Killebrew
9/25 Centre T 0- 0
10/ 2 Bethel (Tenn) W 21- 6
10/16 Kalamazoo L 2- 3
10/23 Lambuth W 29- 13
10/30 Ky Wesleyan W 22- 0
11/ 6 Louisville L 10- 26
11/13 Transylvania L 3- 7
11/20 Evansville W 61- 0
11/27 College of Ozarks L 3- 14
151- 69

1927 (5-4-0)
Coach: E.A. Diddle
Captain: August Throgmorton
9/30 Chattanooga L 6- 42
10/ 8 Bethel (Tenn) W 61- 0
10/15 Transylvania W 27- 0
10/22 Georgetown (Ky) L 0- 6
10/29 Ky Wesleyan L 0- 19
11/ 5 Louisville (Hc)* W 7- 6
11/11 Union (Tenn)* L 0- 19
11/19 Evansville W 27- 0
11/24 Eastern Ky* W 12- 0
140- 92

1928 (8-1-0)
Coach: E.A. Diddle
9/29 Centre W 12- 0
10/ 6 Southwestern W 18- 0
10/13 Bethel (Tenn)* W 39- 0
10/20 Middle Tenn W 19- 0
10/27 Georgetown (Ky) (Hc)* W 19- 0
11/ 3 Louisville* W 20- 0
11/10 Ky Wesleyan* W 13- 0
11/16 Union (Tenn) L 6- 7
11/24 Cumberland (Ky)* W 25- 0
171- 7

1929 (7-3-0)
Coach: Carl Anderson
Captain: Alton Wicker
9/28 Middle Tenn* W 19- 0
10/ 5 Ball Teachers* W 13- 0
10/12 Southwestern L 6- 12
10/19 Louisville W 13- 0
10/26 Bethel (Tenn)* W 40- 6
11/ 2 Centre (Hc)* L 6- 7
11/ 9 Ky Wesleyan L 2- 7
11/16 Georgetown (Ky)* W 6- 0
11/23 Evansville* W 44- 0
11/28 Eastern Ky* W 36- 0
185- 32

1930 (8-1-1)
Coach: James Elam
Captain: Paul "Burrhead" Vaughn
9/27 Centre L 0- 31
10/ 4 Transylvania W 19- 0
10/11 Bethel (Ky)* W 31- 0
10/18 Middle Tenn W 13- 7
10/25 Louisville (Hc)* W 7- 6
11/ 1 Ky Wesleyan* W 25- 14
11/15 Georgetown (Ky)* W 20- 0
11/22 Eastern Ky W 50- 0
11/27 Kalamazoo* T 0- 0
12/ 6 Miami (Fla) W 19- 0
184- 58

1934 (5-2-1)
Coach: Carl Anderson
Captain: Elvis Donaldson
10/ 6 Western Tenn* W 27- 0
10/13 Tenn Tech W 7- 6
10/20 Transylvania W 20- 0
10/26 Middle Tenn W 14- 0
11/ 3 Howard (Hc)* T 0- 0
11/10 Eastern Ky W 47- 9
11/17 Murray State L 14- 27
11/29 Western Mich L 6- 7
135- 49

1935 (7-3-0)
Coach: Carl Anderson
Captain: Si Prewitt
9/28 Bethel (Tenn)* W 36- 0
10/ 5 Western Mich L 0- 6
10/11 Tenn Tech W 31- 6
10/19 Transylvania W 35- 0
10/25 Middle Tenn L 0- 7
11/ 2 Murray State W 21- 6
11/16 Howard (Hc)* L 0- 19
11/23 Eastern Ky* W 40- 6
11/28 Tampa* W 18- 0
12/ 7 Centre W 13- 7
194- 57

1936 (6-3-0)
Coach: Carl Anderson
Captain: Charles "Bub" Ellis
9/26 West Liberty* W 33- 0
10/ 3 Tenn Tech W 27- 0
10/ 9 Xavier L 7- 12
10/17 Middle Tenn L 0- 9
10/31 Oglethorpe (Hc)* W 6- 0
11/14 Eastern Ky W 6- 14
11/21 Murray State W 14- 0
12/ 5 Tampa W 23- 20
123- 55

1937 (7-1-1)
Coach: Carl Anderson
Captains: Clarence Caple, Joe Cook (Alt)
9/24 Kansas St Thrs W 7- 0
10/ 1 Bradley Tech W 21- 0
10/ 8 Tampa (Hc)* W 13- 0
10/15 Tenn Tech W 20- 0
10/22 Union (Ky)* W 21- 0
10/30 Western Mich L 7- 0
11/ 6 Eastern Ky* W 23- 0
11/13 Western Ill* W 28- 0
11/20 Murray State* T 7- 7
147- 20

1938 (7-2-0)
Coach: W.L. Terry
Captains: Tom Triplett, Joe Gill (Alt)
9/24 Kansas St Thrs W 34- 0
10/ 1 Vanderbilt L 0- 12
10/ 8 Howard W 6- 0
10/15 Tenn Tech L 6- 7
10/29 Western Mich (Hc)* W 13- 6
11/ 5 Eastern Ky W 32- 7
11/12 Western Carolina* W 55- 0
11/19 Murray State W 21- 7
12/ 3 Tampa W 50- 7
217- 46

1939 (7-1-1)
Coach: W.L. Terry
Captains: Sam Panepinto, Waddell Murphy (Alt)
9/25 Ohio U W 14- 7
9/30 Morehead St* W 2- 0
10/ 7 La Tech (Hc)* W 20- 7
10/13 Tenn Tech L 0- 10
10/21 Western Tenn W 12- 0
10/28 Middle Tenn W 26- 2
11/ 4 Western Mich W 20- 14
11/11 Eastern Ky* W 26- 0
11/25 Murray State* T 12- 12
132- 52

1940 (7-1-1)
Coach: W.L. Terry
9/28 Bradley Tech W 13- 0
10/ 5 Presbyterian* W 26- 7
10/11 La Tech L 6- 7
10/19 Tenn Tech W 6- 0
10/26 Middle Tenn* W 13- 0
11/ 2 Western Mich (Hc)* W 25- 6



75 Hilltopper Seasons

11/9	Morehead St	T	0-0
11/16	Austin Peay	W	20-0
11/23	Murray State	W	6-0
			115-20

1941 (4-5-1)
Coach: W.L. Terry

9/19	Austin Peay	W	38-0
9/27	Morehead St	W	14-0
10/3	Middle Tenn	W	15-7
10/11	Ohio U	L	7-20
10/18	Marshall	L	7-34
10/25	Eastern Ky (Hc)	W	27-20
11/1	Western Mich	L	7-21
11/7	Tenn Tech	L	6-27
11/14	Howard	L	7-20
11/20	Murray State	T	0-0
			128-149

1942 (3-4-1)
Coach: Arnold Winkenhofer

9/26	Ole Miss	L	6-39
10/3	Marshall	W	19-13
10/9	Youngstown	L	6-40
10/17	Morehead St	W	9-0
10/23	Union (Tenn)	L	0-38
10/31	Eastern Ky	L	0-18
11/7	Tenn Tech (Hc)	T	6-6
11/21	Murray State	W	24-13
			70-167

1943-45
No Team ---- World War II

1946 (2-6-0)
Coach: Jesse Thomas
Captains: Dallas Arnold
Rapheal "Boots" Able

10/4	Austin Peay	W	25-6
10/12	Bradley Tech	L	0-27
10/18	Louisville	W	20-19
10/25	Western Mich (Hc)	L	20-32
11/1	Tenn Tech	L	6-32
11/8	Morehead St	L	7-36
11/15	Eastern Ky	L	0-6
11/27	Murray State	L	6-55
			84-213

1947 (3-4-2)
Coach: Jesse Thomas
Captain: Jimmy Haynes

9/26	Evansville	T	0-0
10/4	Arkansas St	T	14-14
10/11	Tenn Tech	W	13-7
10/18	Bradley (Hc)	W	15-13
10/24	Louisville	L	13-19
11/1	Western Mich	L	0-39
11/8	Morehead St	W	20-0
11/15	Eastern Ky	L	7-27
11/22	Murray State	L	0-20
			82-159

1948 (5-4-0)
Coach: Jack Clayton
Captains: Lewis Bean
Jewell Browning

OVC: 5th (2-3-0)

9/25	Evansville	L	6-12
10/2	Arkansas St	L	12-13
10/9	Morehead St	W	19-14
10/16	Union (Tenn)	W	20-7
10/23	Louisville	L	6-20
10/30	Georgetown (Ky)	W	33-0
11/6	Louisiana College	W	35-18
11/13	Eastern Ky (Hc)	W	14-13
11/25	Murray St	L	7-34
			152-131

1949 (5-4-0)
Coach: Jack Clayton
OVC: 6th (2-3-0)

9/24	Louisville	L	7-47
10/1	Evansville	L	0-20
10/8	Morehead St	W	19-0
10/15	Union (Tenn)	W	20-7
10/22	Howard	W	20-0
10/29	Georgetown (Ky)	W	13-7
11/5	Delta State (Hc)	L	7-13
11/12	Eastern Ky	L	7-20
11/19	Murray State	W	10-7
			105-121



Western's 1963 Tangerine Bowl Champions

1950 (6-2-2)
Coach: Jack Clayton
Captain: Roy Hina
OVC: 2nd (3-1-0)

9/23	Howard	W	13-0
9/30	Evansville	T	7-7
10/7	Marshall	L	13-47
10/14	Morehead St	W	23-21
10/21	Georgetown (Ky)	W	41-13
10/28	Tenn Tech	W	21-0
11/4	Delta State	W	26-7
11/11	Eastern Ky (Hc)	W	14-13
11/18	Murray State	T	27-27
11/25	Stetson	L	14-41
			199-176

1951 (4-5-0)
Coach: Jack Clayton
Captain: Lawrence "Butch" Gilbert
OVC: 6th (2-4-0)

9/22	Bethel (Tenn)	W	56-0
9/29	Evansville	W	41-7
10/6	Marshall	L	21-35
10/13	Morehead St	W	20-7
10/20	Tenn Tech (Hc)	L	7-14
10/27	Memphis St	L	0-38
11/3	Delta State	W	46-6
11/10	Eastern Ky	L	7-31
11/17	Murray State	L	6-23
			204-161

1952 (9-1-0)
Coach: Jack Clayton
Captains: Will Price
Willie Watson

OVC: Co-Champion (4-1-0)

9/20	Middle Tenn	W	33-19
9/27	Evansville	W	39-0
10/11	Morehead St	W	39-7
10/18	NE Louisiana	W	42-27
10/25	Tenn Tech	L	13-21
11/1	Delta State	W	35-13
11/8	Eastern Ky (Hc)	W	48-6
11/15	SE Missouri	W	41-0
11/22	Murray State	W	12-7
12/7	Arkansas State	W	34-19
			356-119

#Refrigerator Bowl, Evansville, Ind.

1953 (9-4-0)
Coach: Jack Clayton
OVC: 4th (2-3-0)

9/19	Middle Tenn	L	0-13
9/26	East Tenn	W	32-13
10/3	Stetson	L	7-18
10/10	Morehead St	W	48-0
10/17	NE Louisiana	W	28-0
10/24	Tenn Tech (Hc)	L	21-34
10/31	Delta State	W	21-19
11/7	Eastern Ky	L	7-13
11/14	Evansville	W	26-13
11/21	Murray State	W	13-7
			203-130

1954 (7-3-0)
Coach: Jack Clayton
Captains: Jerry Passafiume
Jim Phifer

OVC: 2nd, tie (2-3-0)

9/18	Wittenberg	W	32-13
9/25	East Tenn	W	24-6
10/2	Middle Tenn	W	7-6
10/9	Morehead St	W	19-13
10/16	NE Louisiana	W	19-7
10/23	Tenn Tech	W	32-12
10/30	Louisville	W	25-7
11/6	Eastern Ky (Hc)	L	0-21
11/13	Evansville	L	13-21
11/20	Murray State	L	0-19
			171-125

1955 (3-6-0)
Coach: Jack Clayton
Captains: Jerry Nassano
Vernon "Tank" Wilson

OVC: 5th (1-4-0)

9/24	East Tenn	W	20-7
10/1	Middle Tenn	L	13-25
10/8	Morehead St	W	12-7
10/15	NE Louisiana	L	9-21
10/22	Tenn Tech	L	7-19
10/29	Louisville	L	0-20
11/5	Eastern Ky	L	0-7
11/12	Evansville	W	46-6
11/19	Murray State (Hc)	L	12-28
			119-140

1956 (5-4-0)
Coach: Jack Clayton
Captains: Jim Chambliss
Bill Strawn

OVC: 3rd, tie (2-3-0)

9/22	East Tenn	W	12-7
9/29	Middle Tenn	L	6-7
10/6	Youngstown	W	26-9
10/13	Tenn Tech	L	26-39
10/20	Eastern Ky (Hc)	W	14-6
10/27	Memphis State	L	0-42
11/3	Morehead St	W	9-7
11/10	Mississippi Coll	W	14-0
11/17	Murray State	L	13-34
			120-151

1957 (5-3-1)
Coach: Nick Denes
Captains: Twyman Patterson
Carroll VanHooser

OVC: 4th, tie (1-3-1)

9/21	SE Missouri	W	25-20
9/28	East Tenn	W	10-6
10/5	Middle Tenn	L	7-26
10/12	Youngstown	W	9-6
10/19	Tenn Tech	L	9-27
11/2	Eastern Ky	L	0-28
11/9	Morehead St (Hc)	W	28-6
11/16	Wittenberg	W	28-13
11/23	Murray State	T	7-7
			123-139

1958 (4-5-0)
Coach: Nick Denes
Captains: Rod Bagby
Jim "Yogi" Hardin

OVC: 5th, tie (2-4-0)

9/14	SE Missouri	W	40-7
9/21	Tampa	T	14-14
9/28	East Tenn	W	16-6
10/5	Middle Tenn	W	14-6
10/12	Austin Peay	W	34-14
10/19	Tenn Tech	W	14-12
10/26	Evansville (Hc)	W	54-14
11/2	Eastern Ky	W	29-6
11/9	Morehead St	W	17-0
11/23	Murray St	W	50-0
12/28	Coast Guard Acad	W	27-0
			309-79

#Tangerine Bowl, Orlando, Fla.

1959 (5-4-0)
Coach: Nick Denes
Captains: Dave Miller
Denny Wedge

OVC: 4th (3-3-0)

9/15	Louisville	L	0-19
9/19	SE Missouri	W	13-8
9/26	East Tenn	L	7-13
10/3	Middle Tenn	L	2-37
10/10	Austin Peay	W	20-12
10/17	Tenn Tech (Hc)	L	19-29
10/31	Eastern Ky	W	14-7
11/7	Morehead St	W	27-14
11/21	Murray State	W	21-6
			123-145

1960 (2-6-1)
Coach: Nick Denes
Captain: Herb Wassom

OVC: 6th, tie (1-4-1)

9/17	SE Missouri	L	19-28
9/24	East Tenn	T	7-7
10/1	Middle Tenn	W	20-13
10/8	Austin Peay	W	34-6
10/15	Tenn Tech	L	7-10
10/21	Louisville	L	0-44
10/29	Eastern Ky(Hc)	L	7-17
11/5	Morehead St	L	6-12
11/12	Murray State	L	7-26
			107-163

1961 (6-3-0)
Coach: Nick Denes
Captains: Winton Boone
Jackie Poynter (Alt)

OVC: 3rd (4-2-0)

9/16	SE Missouri	W	13-0
9/23	East Tenn	W	32-14
9/30	Middle Tenn	L	6-14
10/7	Austin Peay	W	26-6
10/14	Tenn Tech	W	12-13
10/21	Louisville	L	0-20
10/28	Eastern Ky	W	16-15
11/4	Morehead St (Hc)	W	7-0
11/11	Murray State	W	14-6
			126-88

* Home Game
(Hc) Homecoming

75 Hilltopper Seasons



1962 (5-3-0)
Coach: Nick Denes
Captains: Lee Murray
Joe Bugel (Alt)
Jim Taylor (Alt)

OVC: 5th (3-3-0)

9/15	SE Missouri	W	28-7
9/22	East Tenn	L	7-27
9/29	Middle Tenn	L	0-17
10/6	Austin Peay	W	21-13
10/13	Tenn Tech	W	24-7
10/27	Eastern Ky (Hc)	L	5-6
11/3	Morehead St	W	7-0
11/10	Murray State	W	16-15
			108-92

1963 (10-0-1) ---- OVC Champs
Coach: Nick Denes
Captains: Joe Bugel
Harold Chambers

OVC: Champion (7-0-0)

9/14	SE Missouri	W	40-7
9/21	Tampa	T	14-14
9/28	East Tenn	W	16-6
10/5	Middle Tenn	W	14-6
10/12	Austin Peay	W	34-14
10/19	Tenn Tech	W	14-12
10/26	Evansville (Hc)	W	54-14
11/2	Eastern Ky	W	29-6
11/9	Morehead St	W	17-0
11/23	Murray St	W	50-0
12/28	Coast Guard Acad	W	27-0
			309-79

#Tangerine Bowl, Orlando, Fla.

1964 (6-3-1)
Coach: Nick Denes
Captains: Stan Napper, Ken Waller

OVC: 3rd, tie (3-3-1)

9/19	SE Missouri	W	14-0
9/26	East Tenn	L	9-16
10/3	Middle Tenn	L	0-9
10/10	Austin Peay	T	6-6
10/17	Tenn Tech	W	19-14
10/24	Evansville	W	37-0
10/31	Eastern Ky (Hc)	W	24-0
11/7	Morehead St	W	9-0
11/14	Olivet	W	44-20
11/21	Murray St	L	7-14
			169-79

1965 (2-6-2)
Coach: Nick Denes
Captains: Ken Frick
Elmer Murray (Alt)

OVC: 7th (1-5-1)

9/18	Akron	T	6-6
9/25	East Tenn	W	15-14
10/2	Middle Tenn	L	0-21
10/9	Austin Peay	L	6-38
10/16	Tenn Tech	L	6-46
10/23	Drake (Hc)	W	28-21
10/30	Eastern Ky	L	12-28
11/6	Morehead St	L	12-21
11/13	Butler	L	20-27
11/20	Murray State	T	14-14
			119-236

1966 (5-5-0)
Coach: Nick Denes
Captain: Jack Crangle

OVC: 6th (3-4-0)

9/17	St. Joseph's (Ind)	W	42-21
9/24	East Tenn	W	24-7
10/1	Middle Tenn	L	9-33
10/8	Austin Peay	W	7-3
10/15	Tenn Tech	L	14-21
10/22	Drake	L	21-37
10/29	Eastern Ky (Hc)	L	12-24
11/5	Morehead St	L	7-12
11/12	Butler	W	35-7
11/19	Murray State	W	37-20
			208-185

1967 (7-1-1)
Coach: Nick Denes
Captains: Wes Simpson
Bill Taylor

OVC: 2nd (5-1-1)

9/16	St. Joseph's (Ind)	W	47-7
9/23	Austin Peay	W	31-6
9/30	East Tenn	W	6-3

10/14	Tenn Tech	W	56-0
10/21	Eastern Ky	T	14-14
10/28	Morehead St (Hc)	W	30-19
11/4	Middle Tenn	L	14-16
11/11	Butler	W	56-14
11/18	Murray State	W	42-19
			276-98

1968 (7-2-1)
Coach: Jimmy Feix
Captains: Walt Heath



75 Hilltopper Seasons

1982 (5-5-0)

Coach: Jimmy Feix

Captains: Tom Fox, John Newby (Alt)

David Suggs (Alt)

9/ 4 Louisville	L	10-20
9/11 Delaware	L	0-31
9/18 Akron*	W	10-3
9/25 Austin Peay*	W	33-15
10/ 9 Youngstown St (Hc)*	W	28-14
10/16 Tenn Tech	W	28-14
10/23 Eastern Ky*	L	21-35
10/30 Morehead St	L	13-17
11/ 6 Middle Tenn*	L	16-31
11/20 Murray State*	W	27-20

*Feix 1st WKU coach to win 100 games

1983 (2-8-1)

Coach: Jimmy Feix

Captains: Paul Gray, Walter York

9/10 Louisville	L	22-41
9/17 Akron	L	13-14
9/24 Austin Peay	L	3-13
10/ 1 SE Louisiana	L	7-27
10/ 8 Youngstown St	L	13-24
10/15 Tenn Tech*	W	17-0
10/22 Eastern Ky	T	10-10
10/29 Morehead St (Hc)*	W	38-7
11/ 5 Middle Tenn	L	7-26
11/12 Eastern Ill*	L	14-34
11/19 Murray State*	L	3-7

1984 (2-9-0)

Coach: Dave Roberts

9/ 8 Appalachian St	L	16-17
9/15 Akron	L	7-42
9/22 Central Fla*	L	34-35
9/29 SE Louisiana	L	0-28
10/ 6 Louisville	L	17-45
10/13 SW Missouri*	L	10-25
10/20 Eastern Ky*	W	17-10
10/27 Morehead St	W	53-31
11/ 3 Middle Tenn (Hc)*	L	24-45
11/10 Eastern Ill	L	19-50
11/17 Murray State	L	16-17

1985 (4-7-0)

Coach: Dave Roberts

9/ 7 Tennessee St*	W	22-17
9/14 Appalachian St	L	14-31

9/21 Louisville	L	14-23
9/28 SW Missouri	L	7-47
10/ 5 Akron*	L	32-34
10/12 Central Fla	W	47-17
10/26 Eastern Ky	L	21-51
11/ 2 Morehead St (Hc)*	W	26-13
11/ 9 Middle Tenn	L	9-14
11/16 Eastern Ill*	L	13-14
11/23 Murray State*	W	27-25

1986 (4-6-1)

Coach: Dave Roberts

9/ 6 Gardner-Webb*	W	55-13
9/13 Livingston*	L	21-23
9/20 Louisville	L	6-45
9/27 Murray State	T	10-10
10/ 4 Eastern Ky*	W	24-10
10/18 Tennessee St	L	3-25
10/25 Austin Peay*	W	34-20
11/ 1 Ga Southern (Hc)*	L	32-49
11/ 8 Boston Univ*	W	28-7
11/15 Eastern Ill	L	18-35
11/22 UT-Chattanooga*	L	17-21

1987 (7-4-0)

Coach: Dave Roberts

9/ 5 Gardner-Webb*	L	24-28
9/19 Murray State*	W	21-17
9/26 Middle Tenn*	W	28-16
10/ 3 Eastern Ky	L	10-20
10/10 UT-Chattanooga	W	20-17
10/17 Livingston (Hc)*	W	21-14
10/24 Austin Peay	W	27-0
10/31 Ga Southern	L	20-23
11/14 Eastern Ill*	W	30-15
11/21 North Carolina A&T	W	45-27

NCAA Division I-AA Playoffs
11/28 Eastern Ky** L 17-40
*first night game in L.T. Smith Stadium
**1st Round, Richmond, Ky.

1988 (9-4-0)

Coach: Dave Roberts

9/10 Morehead St	W	34-0
9/17 Middle Tenn	L	10-13
9/24 Eastern Ky*	W	16-14
10/ 1 Austin Peay*	W	28-3
10/ 8 Illinois St*	W	31-16
10/15 SW Missouri	W	21-14
10/22 Tenn Tech	W	20-17

10/29 UT-Chattanooga (Hc)*	W	31-29
11/ 5 Eastern Ill	L	0-6
11/12 Louisville	L	17-55
11/19 North Carolina A&T*	W	44-0

1989 (6-5-0)

Coach: Jack Harbaugh

Captains: Russell Foster

Xavier Jordan

Mark Marsh

9/ 2 Illinois St	W	17-12
9/ 9 Murray State	L	14-17
9/16 Middle Tenn*	W	51-16
9/23 Eastern Ky	L	3-24
9/30 Austin Peay*	W	49-0
10/ 7 UT-Chattanooga	L	7-19
10/14 SW Missouri*	W	42-33
10/21 Tenn Tech (Hc)*	W	61-14
10/28 Youngstown St	W	41-38
11/ 4 Louisville	L	7-55
11/18 Eastern Ill*	L	7-10

1990 (2-8-0)

Coach: Jack Harbaugh

Captains: Scott Campbell

Eddie Godfrey

Raji Gordon

9/ 8 Morehead St	W	24-0
9/15 Illinois St*	W	19-9
9/22 Middle Tenn	L	7-20
9/29 Eastern Ky*	L	12-35
10/ 6 Youngstown St (Hc)*	L	14-17
10/13 Tenn Tech	L	22-33
10/27 Louisville	L	7-41
11/ 3 Eastern Ill	L	6-28
11/10 Indiana St*	L	27-29
11/17 UT-Chattanooga*	L	21-22

1991 (3-8-0)

Coach: Jack Harbaugh

Captain: Milton Biggins

9/ 7 Austin Peay	L	14-18
9/14 Murray State*	W	14-0

9/21 Morehead St	W	48-21
10/ 5 Middle Tennessee*	L	21-23
10/12 Eastern Ky	L	22-37
10/19 Troy State (Hc)*	L	23-39
10/26 Northern Iowa*	L	21-49
11/ 2 UT-Chattanooga	L	22-26
11/ 9 Eastern Illinois	W	28-26
11/16 Indiana State	L	14-31
11/23 Illinois State	L	8-31

1992 (4-6-0)

Coach: Jack Harbaugh

Captains: Richard Grice

Mark Lamberth

9/ 5 Eastern Ky*	L	7-21
9/12 Indiana State*	W	34-14
9/19 Western Illinois	L	30-31
9/28 SW Louisiana	L	14-17
10/10 Northern Iowa	L	6-36
10/24 Central Florida (Hc)*	W	50-36
10/29 Southern Illinois*	W	41-39
11/ 7 Illinois State	L	7-23
11/14 Eastern Illinois	L	7-28
11/21 Murray State	W	47-15

1993 (8-3-0)

Coach: Jack Harbaugh

Captains: Ben Mooney

Eddie Thompson

9/ 2 Eastern Ky	W	15-10
9/11 Kansas State	L	13-38
9/18 Austin Peay	W	28-27
9/25 Ala at Birmingham*	W	40-13
10/ 2 Jacksonville St (Hc)*	W	12-7
10/16 Southern Illinois	W	51-24
10/23 Indiana State	L	14-41
10/30 Western Illinois*	W	41-9
11/ 6 Troy State*	L	24-31
11/13 Eastern Illinois*	W	28-14
11/20 Murray State*	W	44-14

* Home Game
(Hc) Homecoming

Raphael Abell, '41-42, '46
Eric Adams, '93
Lucian Adams, '36-37
Jeff Adkins, '89
Lance Alm, '85, '87
Jeff Alsop, '76-79
Don Anderson, '57-59
Barry Anderson, '83-86
Karl Anderson, '72-75
Ricky Anderson, '79
Chris Andrews, '91
Vincent Anthony, '85-88
Ralph Antone, '79-82
Walt Apperson, '51-54
David Armstrong, '85-88
Dallas Arnold, '41-42, '46
Joe Arnold, '85-88
Kenneth Arnold, '46-49
Paul Arnold, '75
Rodney Astree, '86
Jim Atkinson, '75-76
Darryl Atwood, '87
Tom Atwood, '64-67
Jim Aurs, '53-54
Wilfred Ausley, '31-33
Mike Austin, Mgr., '82-86

Gary Babb, '84
Pedro Bacon, '86-88
Rod Bagby, '55-58
Lemore Baggett, '33-54
James Bahr, Mgr., '91-93
David Bailey, '83, '86
Andy Baird, '92
Joe Baird, '63-65
Norval Baird, '56-57
Clarence Baker, '56-59
James Baker, '35-37
Randolph Baker, '29-30
Dan Baldwin, '28-29
Tommy Ballowe, '67-68
Shawn Banks, '92
Jim Barber, '69-71
Tony Barber, '86
Steve Bare, '67-68
John Bariola, '61-62
Dewey Barnes, '21-23, '25
Greg Barnes, '80-81
Kenny Barrett, '54-57
Sheroid Barrett, '72, '74-75
Doug Bartholomew, '76-77
Woody Barwick, '61-62
Gus Basham, '20
Floyd Bates, '23-24
J.C. Batsel, '36-37
Tom Battle, '49
Nelson Baud, '30-32
Earl Beam, '29-31
Lewis Bean, '47-49
Craig Beard, '75-77
Arthur Bell, '14-15, '20
Jeff Bender, '81-82
Stephon Benford, '92-93
Kirby Bennett, '76, '78-79
Marc Bennett, '91-92
Sheldon Benoit, '92-93
Tim Bereiter, '77-80
Jeff Bergholtz, '82
Dudley Berthold, '60-61
Sonny Berthold, '53-55
Buzzy Best, '60-62
Dave Betz, '76-77
George Bibich, '36-38
Milton Biggins, '89-91
Steve Biggs, '82-83
Jim Biles, Mgr., '72-76
Robin Billups, '84
Bob Bilyeu, '50-53
Corey Binford, '92-93
Jack Binkley, '51-52
Tom Bird, '65-66
Brian Bixler, '93
Glenn Blackburn, '62
Mark Blackburn, '78-80
Owen Blanton, '49-51
Rick Boeckmann, '92-93
William Bogdon, '50
David Bolin, Mgr., '79
Roy Bondurant, '64-67

Pete Booker, '31-33
Billy Booker, '58-61
Dan Boone, '25-26
Winton Boone, '59-61
Jimmy Botto, Mgr., '26
M.M. Botto, '24
Harry Bowling, '39-41
Joey Bowling, '77
Bob Bradford, '56-59
Mike Bradley, '83-84
Sam Bradshaw, '29
Terry Brady, '90-91
Lawrence Brame, '67-70
Estill "Eck" Branham, '34-36
Jerry Brantley, '54-56
John Brantley, Mgr., '85
Carl Brazley, '76-79
Jerry Brewer, '55-58
Crosby Bright, '63
John Brizendine, '68-71
Steve Brock, '92
Carroll Broderick, '30-32
Eric Bronson, '92
Chris Brooks, '90-92
Bob Brown, '29-31
David Lee Brown, '66
Henry Brown, Mgr., '68
Ike Brown, '68
John Brown, Mgr., '60-62
John Brown, '89-90
Robert Brown, '87
Tony Brown, '88
William Brown, Mgr., '78-79
Brian Browning, '91
Dave Browning, '55, '59-60
David Browning, '89-91
Jewell Browning, '47-49
Mike Brumblow, '91
Gary Brunson, '59-61
Dion Bryant, '91-93
Richard Bryant, '83
Joe Bugel, '60-63
Barry Bummy, '78-81
Stuart Bumby, '82-85
Marcus Burnett, '85-86
Webbie Burnett, '89
Marcus Burns, '90-92
Ron Burroughs, '85, '87-88
Jim Burt, '61-64
John Burt, '62-65
Wayne Bush, '85-88
John Bushong, '71-74
Paul Bushong, '72-73
Chris Butler, '89-92
Everett Butler, '31-33
Tom Byrd, '36-38
Tyrone Byrd, '83
Bay Byrne, '26

Bart Cahoon, '25-26
Elmer Caldwell, '78-81
Robert Cales, '41
Joe Bill Campbell, '63-64
Scott Campbell, '88-90
Ty Campbell, '81-84
Brian Canoy, '90-91
Clarence Caple, '34-37
Denny Caple, '84, '86-87
Edward Capps, '42
Mike Carberry, '86-88
Larry Carney, '73
Freeman Carothers, '35-38
Chip Carpenter, '73-77
Dante Carpenter, '81-84
Kamos Carpenter, '49
Steve Carrico, '74-76
David Carter, '64-66
David Carter, '73-76
Johnny Carter, '84-87
Kent Carter, '88-90
Prentice Carter, Mgr., '85
Rod Carter, '92
Carman Cartwright, '23
Rick Caswell, '73-75
Steve Catlett, '79-80
Dennis Cecil, '84, '86
Jeff Cesarone, '84-87
Harold Chambers, '62-63
Tullas Chambers, '26

Jim Chambliss, '53-56
Hollis Champion, '22-25
Don Chapman, '50-52
Virgil Chapman, '30
Wilson Chapman, '69-72
Ricky Chatman, '79
William Church, '75
Bob Clark, '55-56
Carlton Clark, '37-38
Sam Clark, '61-64
Sterling Clark, Mgr., '53
James Claypool, '34
Craig Clayton, '69-70, '72
Fred Clayton, '46-49
Mike Clemens, '83
Jack Clore, Mgr., '66-67
Robert Coates, '86-89
Roy Cobb, '32-34
Michael Coffey, '24-25
Allen Coker, '70-72
Whaylon Coleman, '93
Rip Collins, Mgr., '80-84
Ron Colter, '78-79
Tim Comstock, '91-92
Mike Connelly, '68-70
George Connors, '28
Gary Cook, '88-89
Joe Cook, '34-37
Anthony Cooper, '90
Calvin Cooper, '46
H.T. Cooper, '36-37
Mike Copeland, '92-93
Harold Corum, Mgr., '66
Dewayne Cothron, Mgr., '69-73
Marvin Cottrell, '80-83
Pat Counts, '63-64
Henry Cowan, '47-50
Chris Cox, '34
Cliff Cox, '33-34
Jack Crangle, '65-66
William Creekmur, Mgr., '48
Romeo Crennel, '66-69
W.D. Croft, '21-23
Arthur Croley, '34-36
Dave Cross, '78
Richard Crouch, '39-41
Johnny Crowder, '27-28
Ed Crum, '62-64
Joe Cullen, '41, '46
Lou Cullen, '41-42
Carson Culler, '61-63
Fred Culley, '52-53
Rupert Cummings, '28-30
George Cunningham, '41
Joe Cunningham, '54-57
Thomas Curley, '59-60
Mike Curmude, '80
Bill Curry, '56-58

David Daido, '83-85
Jim Dailey, '59-62
Malcolm Darden, '86-87
David Davidson, '49-50
Charles Davis, '54
Danny Davis, '91-93
Doug Davis, '73-76
Herb Davis, '89-91
H.L. Davis, Jr., '32-33
Jay Davis, '68-71
Marvin Davis, '77-79
Todd Davis, '87-90
Willard Day, '34-35
Jerome DeCarlo, '92-93
Charles DeLacey, '76-79
Rick Denstorff, '82-85
Mark DeRuzzo, '80-82
Nicky Deweese, '72-75
Larry Diachenko, '46-48
Justin Diel, '84
Charles Dillard, '78-79
Buddy Dixon, '53
Joe Dockweiler, '89-90
Elvis Donaldson, '32-34

Western Football Lettermen



(1914-93)

Steve Donisi, '89-91
Troy Dowdy, '88-89
Howard Downing, '39-41
Ronnie Downard, '57-60
John Doyle, '70-71
Darryl Drake, '75, '77-78
Robert Drannon, '31-33
Joe Druga, '61
Vernon Dulaney, '38-40
Leon Dunagan, '54-56
Wayne Duncan, '54-56
D



Western Football Lettermen

Jim "Yogi" Hardin, '55-58
Lonnie Hardin, '75-78
Joe Hardy, '51-52
Darwin Harris, '87-89
Jerry Harris, '69-70
Larry Harris, '89-91
Noel Harris, '85-86
Bruce Harrison, Mgr., '27
Ray Hartlage, '42
Dwayne Haun, '89-92
Jackie Haun, '72-73
Walter Hawkins, '62-64
Alfred Hayden, '76-77
Reggie Hayden, '76-78
Rich Haydon, Mgr., '73
Harry Hayes, '88-89
Mike Hayes, '74-77
Billy Haynes, '85-86
James Haynes, '46-47
Les Haynes, '25
Billy Hearn, '86-87
Walt Heath, '65-68
Eugene Heflin, Mgr., '93
W.C. Helton, '66-69
Ray Henderson, '72-75
Barry Henry, '75-77
Tom Henry, Mgr., '77
Walt Herod, '73-76
Dick Herron, '71-72
Larry Hester, '83-84
Coy Hibbard, '53-54
Robert Hicklin, '31-33
Glenn Higdon, Mgr., '68
Gilbert Hile, '47
Roy Hina, '48-50
Greg Hines, '75-77
Bob Hobby, '74-75
Bob Hodge, '88-89
Jim Hoerner, '62
Mark Hoffard, '55-58
Alan Hogan, '64-67
Fletcher Holeman, '30-32
Ken Holland, Mgr., '77-81
Ellis Hollerman, '75-74, '76
Glenn Holt, '87
Bob Homan, '62-64
Billy Joe Holt, '55-57
Preston Holt, '78-79
Ronnie Holzkecht, '50-53
Armand Honaker, '51-52
Ken Honchell, Mgr., '62-65
Ron Hopkins, '85-86
Ted Hornback, '29
Clarence Horn, '24-25
Chet Home, '77-78
Charlie Houser, '82-84
William Howard, '92-93
Robb Howerton, '83
Ernest Howton, '24-25
Euel Howton, '25-26
John Hreben, '70-72
Paul Hubbach, Mgr., '81
Rick Huber, '68
James Hubert, '91, '93
Nathan Huggins, '73-76
Chuck Hughes, '87-88
Jim Hughes, '58-61
John Allen Hughes, '54
Jerry Humble, '65-68
Mike Humble, '68
John Humphrey, '71-74
Greg Hundley, '75
Wilson Hunt, '23-25
Harold Hunter, '39-41
Ron Hunter, '79-82

Sylvester Ingram, '82
Jeff Isom, '87
Jim Ivey, '73-75

Clarence Jackson, '70-75
Ollie Jim Jackson, Mgr., '33-34
Robert Jackson, '90-93
Ron Jackson, '88
Craddock Jagers, '53-54
Joe Jagers, '61-62
Johnny Jagers, '66-69
Marty Jagers, '78-81

Roy James, '31-33
Mike Jander, Mgr., '83-84, '87-88
Steve Jecker, '72-73
Lawrence Jefferson, '74-75
Danny Jenkins, '83
Phillip Jenkins, '34-36
Buddy Jent, Mgr., '74-76
Jack Jewell, '58-59
J.J. Jewell, '93
Audrey Johnson, '73
Billy Johnson, '32-33
Charlie Johnson, '73-75
Don Johnson, '83
Eddie Johnson, '54-55
Jackie Johnson, '53-56
Joe Lee Johnson, '88-91
Harry Jones, '91-93
Keen Johnson, '59-61
Larry Johnson, '62
Lewis Johnson, '57-60
Mark Johnson, '85-86
Melvin Johnson, '89-92
Reginald Johnson, '79-81, '83
Stacey Johnson, '82-85
Vernard Johnson, '84-86
Ward Johnson, '32
Wendell Johnson, '30-32
Cedric Jones, '84-86, '88
Darryl Jones, '75-78
Doug Jones, '87-89
James Jones, '74-77
Larry Jones, '57-58
Lee Jones
Nate Jones, '77-80
Tony Jones, Mgr., '77
Walton Jones, Jr., '46-49
Forbis Jordan, Mgr., '48
Xavier Jordan, '85, '87-89

Kevin Kast, '78-80
Elmer Keffer, '41
Gary Kelley, '60-63
Wayne Kelly, '58
Willie Keltce, '91-92
Eric Kemp, '91, '93
Garland Kemper, '30
James Kenduelli, '40-42
Roy Kesterson, '74-76
Tony Ketcham, '77
Kelly Key, '79-80
Eagle "Buddy" Keys, '42, '46-47
Ken Honchell, Mgr., '62-65
Ron Hopkins, '85-86
Ted Hornback, '29
Clarence Horn, '24-25
Chet Home, '77-78
Charlie Houser, '82-84
William Howard, '92-93
Robb Howerton, '83
Ernest Howton, '24-25
Euel Howton, '25-26
John Hreben, '70-72
Paul Hubbach, Mgr., '81
Rick Huber, '68
James Hubert, '91, '93
Nathan Huggins, '73-76
Chuck Hughes, '87-88
Jim Hughes, '58-61
John Allen Hughes, '54
Jerry Humble, '65-68
Mike Humble, '68
John Humphrey, '71-74
Greg Hundley, '75
Wilson Hunt, '23-25
Harold Hunter, '39-41
Ron Hunter, '79-82

John Lacey, '83-84
Edward Lach, '47
Mark Lamberth, '89-92
Dan Lammers, '67
Clifton Lanham, '78-81
Billy Meadors, '57-59
Bill Lapadula, '57-58
Steve Larimore, '75-77
Jerry LaSalvia, '68-71
Jim LaSalvia, '67-70
Ricky Lathon, Mgr., '75-77
Nick Latkovic, '38-39
Darrell Law, '69
Orlie Lawrence, Mgr., '29-30
Buck Lawson, '56, '58
Eddie Lawson, Mgr., '88
John Leathers, '72-75
Jojo Lee, '79-82
Pat Lewis, '87-89
Dwight Lewis, '76-77
Greg Lewis, '72-73, '75

Mickey Lewis, '81-84
Wayne Lewis, '93
Roger Lienhard, '66
Adam Lindsey, '83-86
Billy Lindsey, '74-76
Dale Lindsey, '65-64
Todd Lindsey, Mgr., '92
Harry Link, '30
Billy Linville, '75-76
Virgil Livers, '71-74
Jerry Lloyd, '48
Terry Logan, '75-76
Neil Logsdon, '85
Morris Longacre, '57, '59-60
Walter Loving, '86-87
Matt Lowe, '93
Tom Lucky, '83-85
Stan Luttrell, '93
Zebedee Lynum, Mgr., '77-80

Matt MacIntyre, '89-92
Stuart MacKenzie, '92-93
John MacLellan, '71-73
Ralph Madison, '54-55
Biff Madon, '74-77
John Magda, '37-39
Leo Magers, '48-49, '51
Warren Mahan, '50, '52
Dan Maher, '85-88
Jimmy Majors, '29
Paul Majors, '82-83
Jairus "Meco" Malcome, '91-93
David Maley, '71-74
Elliott Mallard, '80-82
Pat Malone, '73-76
Walter Malone, '36-37
Pete Mangold, '86-87
Pete Marcus, '39-40
Harry Marcum, '39
Gerard Mark, '87-88
Mark Marsh, '87-89
Darnell Martin, '86-87
Dillard Martin, '29-31
Jerome Martin, '88-89
Mike Martin, Mgr., '83-84
Bill Maskill, '69-70
Lito Mason, '93
Jerry Matthews, '65-65
Clarence Mayhew, '31
Jamel Mayo, '93
William Mazlack, '38-40
John Mazola, '41-42
Denny McAtee, '59-61
Lyman McBride, '25-27
James McChesney, '50-51
Keith McCleavy, '74
Torpedo McClure, '25
Mike McCoy, '70-73
Gene McFadden, '50-53
William McFarland, '24-25
Terry McGrath, '68-71
Dan McGrath, '92-93
Kavin McGrath, '78
Pat McKenzie, '83-86
Andy McLeod, '93
Buddy McLeod, '42
James McNamara, '29
Pat McNeal, '46-48
Gary McReynolds, Mgr., '78-80, '82
Lamont Meacham, '78-81
Billy Meadors, '57-59
Bill Meadors, '70-72
Todd Meeks, Mgr., '85-86, '88
Garnet Mercer, '32
Joe Micarrotto, '93
Joe Milak, Mgr., '68-71
Clebun Millard, '30-31
David Miller, '57-59
Fred Miller, '61-63
Glendell Miller, '82-85
Mike Miller, '79-82
Sam Miller, '23
Sharon Miller, '62-64
Ray Mills, '42, '46-47
Bobby Mitchell, '60-62
James Mitchell, '56

Ty Mollenkopf, '92-93
Thomas Montelli, '46-48
Mike Montgomery, '93
Ray Montgomery, '23-24
Ben Mooney, '90-93
Tim Mooney, '83-84
Alfred Moore, '30-31
Archer Moore, '36-37
Dickie Moore, '65-68
Elliott Moore, '88
Frank Moore, '21
Morrell Moore, '79-80
Moses Moore, '91
Bob Morehead, '71-73
Mike Moriarty, '53-56
Charles Morris, '66
Jerry Motley, '61
Davlen Mullen, '79-82
Bill Muller, '66-67, '70
Alan Mullins, '83-85
Bill Mumford, '61
Doug Mumford, '57-60
Elmer Murray, '62-65
Lee Murray, '61-62
Bill Murphree, '74-76
Harold Murphy, '46-49
Waddell Murphy, '35-39
Tom Murrell, '62-64
John Mutchler, '63
Jim Meyer, '63-64
Cecil Myers, '24-27
Charles Myers, '23-25

Richy Nail, '90-91, '93
David Nance, Mgr., '73
Rocky Napier, Mgr., '74-77
Stan Napper, '61-64
Lloyd Nash, '59-60, '62
Jerry Nassano, '53-55
Richard Nau, '64
Kelvin Nedd, '85-86
Homer Neisz, '21-24
Keith Nelms, '90
Mark Nelson, '79-82
John Newby, '80-82
Guy Newcom, '50-52
Ollie Newell, '60-62
Charles Newton, '57
Charles Nichols, '92-93
Toby Nichols, '69
Sammy Nicholson, '26-28
Eric Niemeyer, '92-93
Willis Niman, '33-35
Vernon Nixon, '87-89
Greg Nolan, '87
Nat Northington, '69-70
David Norwood, '80
Larry Nutter, '56-59
Ray Nutter, '50-53

Arnie Oaken, '52-54
Carlos Oakley, '28-30
Jim Old, '66-67
James Oliver, '38
Robert Oliver, '27, '29
Greg Oost, '78
Robert Osborne, '49-50
W.B. Owen, '23
David Owens, Mgr., '74

Tommy Pace, '82
Curt Paige, '85-87
Joe Panepinto, '39
Sam Panepinto, '37-39
Ron Parry, '68-69
Keith Paskett, '83-86
Jerry Passafiume, '51-54
David Patterson, '52-54
Twyman Patterson, '54-57
David Patton, '52-55
Francis Payne, '57-60
Shawn Peachers, '92-93
David Peak, '62-64
Sam Pearson, '67-68, '70
Leo Peckenpaugh, '70-73

Willard Peebles, '34-36
Bill Pegalusch, '57-58, '60
Cliff Penell, Mgr., '61-62
Dewayne Penn, '88
Doug Samuel, '85-84
Leslie Perkins, '38
Jerry Perry, '63
Mark Perry, '85
Robert Perry, Mgr.
Frank Pettit, '57-58
Mike Phelps, '67-69
William Smith, '77
Jim Phillips, '46
Jim Pickens, '47-48
Kyle Pierce, '73
Chris Pino, '90-93
Leonard Pitchford, '23-25
Van Pitman, '71-74
Ralph Pitman, '38-40
Bill Ploumis, '50-53
Hugh Poland, '31-33
Barry Poole, '60-61, '63
Terry Posey, '68
Craig Potter, '70-71
James Potter, '82
Bob Powell, '72-73
Jody Powell, '64-65
Alan Powers, Mgr., '66
Gerald Poynter, '57-60
Jack Poynter, '58-61
Eddie Preston, '76-79
Si Prewitt, '33-35
Mike Price, '40
Robert Price, '23
Willard Price, '49-52
Charlie Pride, Mgr., '82-86
Larry Pruitt, Mgr., '69
Walter Pudlow, '40
Milt Pullen, '63-65
Paul Pullen, '64-65

Mark Quisenberry, Mgr., '90-92
Thomas Quisenberry, '92

Brad Raines, '92-93
Ernest Rautter, Mgr., '59
Robert Ray, '80-83
Lloyd Redmon, '42
Max Reed, '34-36
Celsor Register, '32
Harry Reif, '63-65
Allen Reitcheck, '86-88
Ted Revaack, '55-56
Alton Reynolds, '29
Delmar Reynolds, '27-28
Tom Reynolds, '25-26
Markel Rice, '92-93
Will Rice, '81-82
Phil Rich, '77-80
Raymond Ridley, '24
Mickey Riggs, '56-57
Butch Riley, '66-67
Larry Pat Riley, Mgr., '79-82
Arnold Robinson, '49
Frank Robinson, '86-87
Gene Robinson, '53-54
Otho Robinson, '50
Alfred Rogan, '76-79
Jim Cotton Roby, '32
Charles Rodes
James Roddy, '34-36
Earl Rodenberger, '65-66
Mike Rodger, '66
Bill Rose, '66-69
Tony Rose, '78-79
Scott Rouch, '80-83
Mel Royston, '89
Tom Ruby, '65-66
John Rudovich, '48
Nelson Rue, '50-51
Rich Rusnock, '68-70
Steve Rusnock, '67-68
Ed Rutledge, '39-40

Dwaine Saalman, Mgr., '80-84
Jimmy Sacca, '50

George Sadler, '40
Will Sadler, '15
Jimmy Salato, '39-41
Richard Sampson, '83
Doug Samuel, '88
Robert Sanborn, '71
Don Smith, '87-90
Frank Smith, '67-68
Robert Smith, '62-63
Steve Smith, '73-74
Tommy Smith, '80-83
William Smith, '77
Arnold Snardon, '75, '75-76
Troy Snardon, '78-81
Louis Snider, '46-47, '49
Fred Snyder, '67
Bill Solley, '42
John Sowders, '49-52
Brian Sowerby, '90-92
Don Sparks, '51-54
Pete Sparks, '41-42
Eugene Sparrow, '40-41
Carroll Speer, '53-56
Neil Spence, '84-85
Claude Spillman, '70-73
Harold Spillman, '70-71
Ken Spillman, '92-93
Jim Sprinkle, '65-68
DeWayne Squires, '75
Mark Stahl, '77
Sohn Stancell, '88-89
E.B. Stansbury, '27-29
Siler Steele, '40-42
Casey Stephenson, '41
Elliott Stevens, '36-38
Max Stevens, '50-53
Paul Stevens, '32
George "Flip" Stevenson, '78
Lowell Stewart, '40-52
John Stoll, '40-42
Joe Stoprya, '70
Barry Storm, Mgr., '64-67
Victor Stram, '15
Bill Straub, '61-62
Bill Strawn, '53-56
Hugh Sturgeon, '63
David Suggs, '79-82
James Suggs, '90-92
Scott Sulter, Mgr., '88
Thomas Summers, '48
Dan Sundberg, '63-65
Wayne Sutkus, '65
Eric Swafford, '90-92
Harold Swaney, '41
Mike Swift, Mgr., '68-70
Elliott Sydnor, '49
Billy Sykes, '68-71

Leroy Talbert, '71-72

Mark Abrams, '85-86
Joe Alvey, '80-81
Todd Anderson, '83-85

Mark Bailey, '75-78
Tim Barron, '78-82
Mike Beliles, '88, '90-92, '94
Keith Bessette, '90-91
Robert Boster, '90-93
Susan Brandon, '76-78
Dan Brennan, '85-85
Jarrett Brown, '94
Tim Brueggemann, '79-82
Jerry Burger, '72
Kim Byram, '78-80

Fred Cantler, '74-78
Mike Carby, '93-94
Terry Castle, '82-83
Richard Clemons, '79-82
Toby Crafont, '77-78
Don Crowder, '72-74

Dianna Davis, '87-90
Lisa Davis, '88-89
Eugene Dixon, '70-72

Clyde Smith, Mgr., '47-48
Craig Smith, '77-79
Daron Smith, '86
Darryl Smith, '69-72
Ed Tarter, '57
Dewey Smith, '48-51
Don Smith, '87-90
Frank Smith, '67-68
Robert Smith, '62-63
Steve Smith, '73-74
Tommy Smith, '80-83
William Smith, '77
Arnold Snardon, '75, '75-76
Troy Snardon, '78-81
Louis Snider, '46-47, '49
Fred Snyder, '67
Bill Solley, '42
John Sowders, '49-52
Brian Sowerby, '90-92
Don Sparks, '51-54
Pete Sparks, '41-42
Eugene Sparrow, '40-41
Carroll Speer, '53-56
Neil Spence, '84-85
Claude Spillman, '70-73
Harold Spillman, '70-71
Ken Spillman, '92-93
Jim Sprinkle, '65-68
DeWayne Squires, '75
Mark Stahl, '77
Sohn Stancell, '88-89
E.B. Stansbury, '27-29
Siler Steele, '40-42
Casey Stephenson, '41
Elliott Stevens, '36-38
Max Stevens, '50-53
Paul Stevens, '32
George "Flip" Stevenson, '78
Lowell Stewart, '40-52
John Stoll, '40-42
Joe Stoprya, '70
Barry Storm, Mgr., '64-67
Victor Stram, '15
Bill Straub, '61-62
Bill Strawn, '53-56
Hugh Sturgeon, '63
David Suggs, '79-82
James Suggs, '90-92
Scott Sulter, Mgr., '88
Thomas Summers, '48
Dan Sundberg, '63-65
Wayne Sutkus, '65
Eric Swafford, '90-92
Harold Swaney, '41
Mike Swift, Mgr., '68-70
Elliott Sydnor, '49
Billy Sykes, '68-71

Leroy Talbert, '71-72

Tyrone Douthit, '91-94
Tom Doyle, '81-85

Gary Ebling, '70-71
Bill Edwards, '71-76
John Ellis, '75
Tim Everly, '88, '90-91

Bill Fox, '76
Tony Frey, '82
Katheryn Fulk, '94
Marty Fulkerson, '85

Chris Gaddis, '86-89
Stephanie Garden, '84
Dean Geary, '78-82
Jeff Geron, '92-94
Gretchen Gibson, '94
Brett Graves, '74
Joel Gray, '80

Lester Hagan, '83
Joe Harris, '88-92
Sheri Harris, '94
Fred Hina, '83-87
Steven Howard, '79

Danny Talley, '75
Joe Talley, '47-50
Keith Tandy, '73-76
Bill Tate, '50-53
Ed Tarter, '57
Bill Taylor, Mgr., '77-80
Billy Taylor, '64-67
Charles Tayler, '58
Greg Taylor, '82-85
Hal Taylor, '47, '49
Jim Taylor, '60-62
Johnny Taylor, '38-40
Larry Taylor, '79
Larry Taylor, Mgr., '79-80
Paul Taylor, '25-28
August Teborek, '33-34
Don Terrell, '64
Geno Terry, '84
William Terry, '25-28
Jack Theuerkauf, '52, '57-59
Steve Thom, Mgr., '61-62
Brad Thomas, '88-90
Gerald Thomas, '68
Jim Thomas, '34-36
Jimmy Thomas, '74-77
Mike Thomas, '63
Willie Thomas, '89
Pat Thomasson, '78
Carey Thompson, '49
Eddie Thompson, '91-93
Terry Thompson, '68-71
Hoyte Threet, '47-50
August Throgmorton, '25-27
Ray Throgmorton, '24-25
Dean Tiebout, '86-88
Jim Tinius, '76
Andrew Tipton, '34, '36-37
Brad Todd, '77-78
Jeff Todd, '83
Bennie Tomblinson, '40
Dennis Tomek, '72-74
Lawrence Toomey
Tony Towns, '76-78
Ron Townsley, '93
David Trabue, Mgr., '72, '74-75
Robert Trabue, Mgr., '73
Scott Travis, '83-84
Hoy Traylor
Tom Triplett, '36-38
Edward Tucker, '38
J.J. Turner
Tom Turner, '69-72
Vance Turpin, '89
Tom Tussey, '79-81
Richard Tyler, '26
Robert Tyler, '89-91

William Underhill, '59-60

Allen Howell, '76
Stacey Hunt, '85
Sonja Jackson, '91
Donitta Jenkins, '87-92
Tal Johnson, '84-87

Stacey Keeton, '91-93
Bill Kendall, '71-74
Randy Kimmel, '82-83
Cindy Kummer, '74-77

Brennen Lawrence, '88, '90-92
Pat Lilly, '81
Mark Linder, '83-87
Kelly Lingo, '94
Robin Lyons, '76-77
Tim Lyons, '94

Robyn Mabie, '93
Lorinda Matson, '84-85
Drake McCarthy, '73-76
Artie McGuffin, '75-78
Hugh McReynolds, '80-84
Stacie Milam, '93
Anessa Moberly, '90-91
Pam Moody (Herriford), '73-75

L.L. Valentine, '24-25
Johnny Vance, '66-69
Tom Vanest, '67
Carroll Van Hooser, '54-57
David Van Hooser, '56-57
Leslie Van Meter, '53-54
Raymond Van Meter, '38-40
Rick Van Slyke, '75-76
Paul Vaughn, '28-30
Charlie Vettiner, '28
John Vickers, '27-28
Melvin Vogel, '58-59
Jim Vorhees, '66-69
Mark Vrbas, '90

Ewell Waddell, '31-33
Jack Waff, '59-60
Jim Wafzig, '73-75
Don Waggoner, '69
Mickey Walker, Mgr., '58
Paul Walker, '32-33
Scott Walker, '86-88
Shepherd Walker, '31
Chandler Wallace, '87-89
Kenny Wallace, '65
Robert Wallace, '53
Kenny Waller, '62-65
Frank Wallhetser, '46-49
Dewey Wallis, '24
Barry Walrond, Mgr., '70-73
Mickey Walrond, Mgr., '72-76
Steve Walsh, '85-87
Steve Walston, '86-87
Pete Walters, '77-80
Robert Walton, '71-73
Dan Ward, '46
Edwin Ward, '24-25
Tom Ward, '73-75
Gordon Ware, '51-52
Kevin Worrell, Mgr., '31-32
Kevin Worrell, Mgr., '93
Luke Worrell, Mgr., '93
Harold Wright, '84-87

Frank Yacovino, '71-74
Leo Yeksigian, '57-60
Richard Wathen, '92-93
Larry Watkins, '66-67
Tom Watkins, '64-66
Brad Watson, '69-72
Willie Watson, '50-52
Dan Watterson, '86-88
Jonathan Watts, '88-89
Laramando Watts, '92-93
J.D. Weaver, '26-27
Lloyd Weaver, '57-59
Raymond Weaver, '50, '55-57
Charles Webb, '63-64
Charles Webster, '91
Denny Wedge, '56-59

Jason Musgrave, '91-94

Frank Neville, '85-89
Heather Northrop, '94

Eric Oliver, '88-92
Allan Overby, '84-88

Steve Parker, '93-94
Teresa Peck, '77-78
Read Pennington, '75-79
David Phillips, '85-86, '88
Kenny Pickett, '78-82
Nelson Pruett, '71-73
Larry Pruitt, '70

Michael Quinn, '87-91

David Ralston, '80-83
Shannon Reed, '77-81
Zack Stroble, '90-93
Mike Swift, '70-74

Eddie Tichenor, '78-81
Jim Tinius, '78-79

Marla Waggoner, '84-85
Sonya Webb, '83
Mike Weissmann, '84-88
Eric West, '84
Tracy Wharry, '82

Larry Weeks, '25-26
Rob Weikle, '85-88
Guy Welch, '15
Freddy Welch, '83
Freeman Weidon, '25
Robert Wells, '48
Tony Wells, '78-81
Walter Wells, '24-25
Bobby Westmoreland, '61-63
Billy Whitaker, '90
B.J. White, '23-26
Frank White, '30
Melvin Vogel, '58-59
Jim Vorhees, '66-69
Ray White, '77-79
Joel Whitney, '83-84
Wayne Whittenberg, '31
Alton Whitter, '26-29
Jerry Wilder, '58-59
Don Waggoner, '69
Mickey Walker, Mgr., '58
Cy Williams, '26-28
Glenn Williams, '35-37
Porter Williams, '70-73
David Wilson, '87
Derrick Wilson, '89-90
R.L. Wilson, '46
Robert Wilson, '40-42
Steve Wilson, '69-72
Vernon Wilson, '52-55
Arnold Winkenhofner, '25-28
Brien Wissert, Mgr., '88-92
George Withers, '66-67
Bemo Wonsowicz, '59
Charles Woodruff, '76-77
Jimmy Woods, '75-78
Max Woods, '90-91
L.B. Woosley, '26, '30
Ed Worley, '52-53
DeWitt Worrell, Mgr., '31-32
Kevin Worrell, Mgr., '93
Luke Worrell, Mgr., '93
Harold Wright, '84-87

George Sanders, '82
Terry Schaffer, '73
Kris Schreiber, '80-81
Traci Sewell, '85-89
Laura Sheridan, '91
Loren Shipley, '80-84
DeWayne Short, '88-92
Larry Starnes, '77-81
Zack Stroble, '90-93
Mike Swift, '70-74

Eddie Tichenor, '78-81
Jim Tinius, '78-79

Marla Waggoner, '84-85
Sonya Webb, '83
Mike Weissmann, '84-88
Eric West, '84
Tracy Wharry, '82

Athletic Trainers -- Letter Winners (1969-94)



Hilltopper Honor Roll

The All-Americans

- 1952 - Jimmy Feix, Quarterback (Associated Press)
- 1957 - Jim "Yogi" Hardin, Guard (Associated Press)
- 1963 - Jim Burt, Halfback (Associated Press***, Williamson Mid-Bracket***)
John Mutchler, End (Williamson Mid-Bracket, Associated Press*)
- 1964 - Jim Burt, Halfback (Tom Harmon Defensive, Associated Press***)
Dale Lindsey, Fullback (Associated Press)
- 1967 - Dickie Moore, Fullback (Associated Press*)
- 1970 - Lawrence Brame, Defensive End (Associated Press)
Jim Barber, Linebacker (CoSIDA Academic*)
- 1971 - Jim Barber, Linebacker (CoSIDA Academic, Universal Sports)
- 1973 - Mike McCoy, Defensive Back (Kodak Coaches)
David Nollner, Guard (Universal Sports*)
Porter Williams, Split End (Universal Sports)
- 1974 - John Bushong, Defensive Tackle (Associated Press*)
Virgil Livers, Defensive Back (Associated Press)
Rick Green, Linebacker (Associated Press***)
- 1975 - Rick Green, Linebacker (Kodak Coaches, Associated Press*)
- 1977 - Chip Carpenter, Guard (Kodak Coaches)
- 1980 - Tim Ford, Defensive End (Kodak Coaches)
Pete Walters, Guard (Kodak Coaches, Associated Press)
- 1981 - Donnie Evans, Defensive End (Kodak Coaches, Associated Press)
Tim Ford, Defensive End (CoSIDA Academic)
- 1982 - Paul Gray, Linebacker (Associated Press)
- 1983 - Paul Gray, Linebacker (Associated Press)
- 1984 - Mark Fatkin, Guard (CoSIDA Academic)
- 1985 - Mark Fatkin, Guard (GTE-CoSIDA Academic)
- 1987 - Jeff Cesarone, Quarterback (Associated Press***)
James Edwards, Free Safety (Associated Press, Kodak Coaches, Walter Camp Foundation, The Sports Network)
Steve Walsh, Offensive Tackle (Associated Press*)
- 1988 - Joe Arnold, Tailback (Associated Press, Hansen's Football Gazette, Walter Camp Foundation, The Sports Network*)
Mike Carberry, Linebacker (Associated Press***)
Cedric Jones, Split End (Associated Press***)
Dan Maher, Placekicker (Associated Press***)
Dewayne Penn, Guard (Associated Press*, The Sports Network*)
Dean Tiebout, Offensive Tackle (Associated Press, Walter Camp Foundation, The Sports Network, Hansen's Football Gazette**)
- 1989 - Russell Foster, Linebacker (The Sports Network*)
- 1990 - Raji Gordon, Linebacker (The Sports Network***)



MUTCHLER



BARBER



CARPENTER



WALTERS



EDWARDS



TIEBOUT

*second team
**third team
***honorable mention

Chevrolet "Player-of-the-Game" Scholarship Winners

- 1978 - Barry Bumm, Free Safety (Eastern Kentucky game)
- 1980 - Troy Snardon, Fullback (Morehead State game)

All-State

- 1928 - Turner Elrod, FB
Paul Taylor, T
Lynn Williams, Back
- 1929 - Rupert Cummings, T
Ed Stansbury, E
- 1930 - Rupert Cummings, G
Leroy Elrod, FB**
- 1931 - Carroll Broderick, HB
Clarence Mayhew, G**
Dillard Martin, C
- 1933 - Wilfred Ausley, T*
Harry Booker, HB
Roy Cobb, E*
- 1934 - Roy Cobb, E
Leo Yeksigian
*second team
**honorable mention
- 1935 - Max Reed
- 1936 - Clarence Caple, C
Joe Cook, G
Max Reed
- 1937 - Clarence Caple, C
Joe Cook, G
- 1940 - Howard Downing, E
Vernon Dulaney, Back
Johnny Taylor, G
Leslie Van Meter, T

Al Almond Memorial Award

- 1968 - Walt Heath, DT, Goodlettsville, Tenn.
- 1969 - Johnny Vance, QB, Glasgow, Ky.
- 1970 - Bill Hape, LB, Evansville, Ind.
- 1971 - Jimmy Barber, LB, Portland, Tenn.
- 1972 - Andrew Francis, DB, Louisville, Ky.
- 1973 - Leo Peckenpaugh, QB, Henderson, Ky.
- 1974 - John Humphrey, OG, Owensboro, Ky.
- 1975 - Ray Henderson, OG, Eminence, Ky.
- 1976 - Dave Carter, C, Vincennes, Ind.
- 1977 - Chip Carpenter, OG, Bowling Green, Ky.
- 1978 - Reginald Hayden, BB, Nashville, Tenn.
- 1979 - Chuck DeLacey, LB, Owensboro, Ky.
- 1980 - Pete Walters, OG, Shepherdsville, Ky.
- 1981 - Barry Bumm, FS, Owensboro, Ky.
- 1982 - Tom Fox, DE, Parma, Ohio
- 1983 - Walter York, BB, Bowling Green, Ky.
- 1984 - Tim Mooney, DE, Evansville, Ind.
- 1985 - Rick Denstorf, C, Rockport, Ind.
Alan Mullins, Flk, Independence, Ky.
- 1986 - Pat McKenzie, RB, Owensboro, Ky.
- 1987 - Darnell Martin, SS, Baltimore, Md.
- 1988 - Pedro Bacon, FB, Paducah, Ky.
- 1989 - Troy Dowdy, FB, Paducah, Ky.
- 1990 - Scott Campbell, QB, Gulf Breeze, Fla.

- 1991 - Tony Garner, NG, Radcliff, Ky.
- 1992 - Mark Lamberth, C, Cottontown, Tenn.
- 1993 - Robert Jackson, WB, Indianapolis, Ind.

All-KIAC

(Kentucky Intercollegiate Athletic Conference)

- 1935 - Clarence Caple, C
- 1936 - Clarence Caple, C
Joe Cook, G
Glenn Williams
- 1937 - Clarence Caple, C
Joe Cook, G
- 1941 - Jimmy Salato, QB



Hilltopper Honor Roll



All-OVC Selections

- 1948 - Frank Wallheiser, E
Jim Pickens, QB
- 1949 - Frank Wallheiser, E
- 1950 - Hoyte Threet, T
Roy Hina, G
- 1951 - Marvin Satterly, G*
Lawrence Gilbert, C
Jimmy Feix, QB*
- 1952 - R.E. Simpson, E
Marvin Satterly, G*
Jimmy Feix, QB*
Gene McFadden, FB
Max Stevens, HB
- 1953 - Bill Ploumis, E
Marvin Satterly, G*
Arnie Oaken, C
Gene McFadden, FB
Max Stevens, HB
- 1954 - Walt Apperson, E
Tom Patterson, C
- 1955 - Vernon Wilson, G
Bill Strawn, C
- 1957 - Bill Holt, E
Jim "Yogi" Hardin, G
- 1958 - Larry Nutter, T
Jim "Yogi" Hardin, G
- 1959 - Herb Wassom, G
- 1960 - Herb Wassom, G
- 1961 - Jim Hughes, E
- 1963 - John Mutchler, E
Harold Chambers, T
Joe Bugel, G
Jim Burt, HB*
Dale Lindsey, FB*
- 1964 - Stan Napper, E
Ed Crum, G
- 1965 - Dickie Moore, FB
- 1966 - Wes Simpson, E
- 1967 - Roy Bondurant, G
Jim Garrett, HB
Walt Heath, T
Allan Hogan, C
Dickie Moore, FB
Larry Watkins, T
- 1968 - Lawrence Brame, E*
Walt Heath, T
- 1969 - Johnny Vance, QB
Lawrence Brame, DE*
Bill "Jelly" Green, DB
- 1970 - Jim Barber, LB
Lawrence Brame, DE*
Jay Davis, SpE
Dennis Durso, G
Bill "Jelly" Green
Steve Wilson, PK
- 1971 - Jim Barber, LB
Jerry Kokinda, OT
Bob Morehead, DB
Leo Peckenpaugh, QB
Bill Sykes, C
Terry Thompson, DT
- 1972 - Andrew Francis, DB
Clarence Jackson, TB
Mike McCoy, DB
Brad Watson, DE
- 1973 - John Bushong, DT
Clarence Jackson, TB
Charlie Johnson, P
Mike McCoy, DB
Bob Morehead, DB
David Nollner, G
Lonnie Schuster, DT
Aundra Skiles, LB
Porter Williams, SpE
- 1974 - John Bushong, DT
David Carter, C*
Rick Green, LB
John Humphrey, G
Virgil Livers, DB*
Keith Tandy, DE*
- 1975 - Sheroid Barrett, OT
Chip Carpenter, G*
Rick Green, LB
Walt Herod, P
John Leathers, DB
Keith Tandy, DE*
- 1976 - Chip Carpenter, G*
Biff Madon, LB
Keith Tandy, DE*
- 1977 - Chip Carpenter, G*
Biff Madon, LB
John Newby, SpE
- 1978 - Carl Brazley, CB
Reginald Hayden, BB
Eddie Preston, SpE
Tony Towns, DE
- 1979 - Jeff Alsup, G
Carl Estelle, BB
Tim Ford, DE
Ricky Gwinn, TE
John Hall, QB
Eddie Preston, SpE
- 1980 - Barry Bumm, DB
Donnie Evans, DE
Ray Farmer, P
Jerry Flippin, SpE
Ricky Gwinn, TE
Lamont Meacham, DB
Phil Rich, OT
Troy Snardon, RB
Pete Walters, G
- 1981 - Barry Bumm, FS
Donnie Evans, DE
Paul Gray, LB
John Newby, SpE

During Western's 34-year association with the Ohio Valley Conference (from its founding in 1948 through May, 1982), Hilltopper athletes virtually dominated the OVC's first-team all-star unit with a total of 117 picks. Over that period of time only one other league school (Eastern Kentucky) could boast of more than 100 first-team selections (111). Murray State had 85 such honorees, Tennessee Tech 84, Middle Tennessee 79, Morehead State 58, Austin Peay 43, East Tennessee 37, Evansville five, Louisville 3, Marshall two, Akron two and Youngstown State two. The most first-team picks by any school in single season was nine. Tennessee Tech was the first to put that number on the team in 1972. The Hilltoppers followed immediately with nine in 1973 and again tied that record in 1980. A complete list of Western's first-team All-OVC selections follows.

* Hilltopper athletes who were named to the All-Time All-OVC Football Team on the occasion of the OVC's 40th Anniversary Celebration, June 3, 1988. Eastern Kentucky led all schools with 12 athletes named to the OVC's All-Time Team, followed by Western and Middle Tennessee (9 each), Murray State (8), Tennessee Tech (6), Austin Peay (5), Morehead State (4), Akron (1) and East Tennessee (1).

On just 11 occasions on record, two Western Kentucky runners have teamed up to rush for more than 100 yards *each* in a single game! The first occurred in 1968 and then, after a 10-year break (1980-90), Hilltopper backs notched double 100s a whopping six times in just three seasons (1990-91-93) as the Topper option offense developed in one of the nation's top I-AA ground offenses. Ironically, last season, when the Hilltoppers led the nation in rushing, no WKU duo teamed up to each run for 100-plus yards in a single game! That recent streak was highlighted by the NCAA I-AA record 471 yards put in the books by Eddie Thompson (a national quarterback record 309) and fullback Dion Bryant (a career-high 162) against Southern Illinois on Oct. 29, 1992. Thompson and Echols were each involved in "Dual 100s" a school record four times. Here, listed in chronological order, is a rundown of those impressive multiple 100-yard games in the WKU record books:

Dual 100-Yard Performances

Date	Opponent (Results)	Duo Total
1. Sept. 21, 1968	vs. Butler (W 35-0) *	261 (Dickie Moore 146 yds, 15 atts / Ike Brown 115 yds, 16 atts)
2. Oct. 11, 1969	vs. Northern Illinois (W 14-12)	258 (Nat Northington 137 yds, 29 atts / Jim Vorhees 121 yds, 18 atts)
3. Sept. 23, 1972	vs. Austin Peay (W 28-7) *	250 (Clarence Jackson 145 yds, 17 atts / John Embree 105, 14 atts)
4. Dec. 13, 1975	vs. Northern Michigan (L 16-14) #	271 (Lawrence Jefferson 161 yds, 34 atts / Arnold Snardon 110 yds, 18 atts)
5. Sept. 27, 1980	vs. Austin Peay (W 20-14) *	292 (Nate Jones 183 yds, 25 atts / Troy Snardon 109 yds, 19 atts)
6. Sept. 15, 1990	vs. Illinois State (W 19-9) *	267 (Don Smith 134 yds, 21 atts / Herb Davis 133 yds, 21 atts)
7. Sept. 7, 1991	vs. Austin Peay (L 18-14)	242 (Roscoe Echols 124 yds, 20 atts / Eddie Thompson 118 yds, 19 atts)
8. Oct. 5, 1991	vs. Middle Tennessee (L 23-21) *	277 (Roscoe Echols 142 yds, 18 atts / Eddie Thompson 135 yds, 24 atts)
9. Sept. 12, 1992	vs. Indiana State (W 34-14) *	284 (Roscoe Echols 170 yds, 29 atts / "Meco" Malcome 114 yds, 21 atts)
10. Oct. 29, 1992	vs. Southern Illinois (W 41-39) * ##	471 (Eddie Thompson 309 yds, 28 atts / Dion Bryant 162 yds, 13 atts)
11. Nov. 21, 1992	vs. Murray State (W 47-15)	254 (Eddie Thompson 131 yds, 16 atts / Roscoe Echols 123 yds, 12 atts)

* WKU Home Game // # NCAA Division II National Championship Game, Sacramento, Calif. ## NCAA I-AA Record for Rushing Yardage by Two Players in the Same Game



The Toppers and the Pros



Player (Years Lettered) — Pro Experience

Milton Biggins ('89-91) — Miami Dolphins, NFL (drafted 1992)
Roy Bondurant ('64-67) — St. Louis Cardinals, NFL (signed 1968)
Lawrence Brame ('67-70) — St. Louis Cardinals, NFL (drafted 1971); Toronto Argonauts, CFL (signed 1971, active 1971-75); Portland Storm, WFL (active 1975); Hamilton Tiger-Cats, CFL (active 1975-77)
Carl Brazley ('76-79) — Montreal Alouettes, CFL (signed 1980, active 1980-81); Ottawa Rough Riders, CFL (active 1981-83); Buffalo Bills, NFL (signed 1983); Toronto Argonauts, CFL (active 1983-86; '88-); Minnesota Vikings, NFL (active 1986); San Diego Chargers, NFL (signed 1987)
Ike Brown ('68) — Montreal Alouettes, CFL
Tony Brown ('87-88) — Seattle Seahawks, NFL (signed 1989)
Joe Bugel ('60-63) — Detroit Lions, NFL (assistant coach 1975-76); Houston Oilers, NFL (assistant coach 1977-80); Washington Redskins, NFL (assistant coach 1980-82); Washington Redskins, NFL (assistant head coach 1983-89); Phoenix Cardinals, NFL (head coach 1990-93)
Stuart Bundy ('82-85) — Edmonton Eskimos, CFL (drafted 1986)
Webbie Burnett ('89) — New Orleans Saints, NFL (drafted 1990, 11th round); Raleigh-Durham Skyhawks, WFL (active 1991-)
Jim Burt ('61-64) — Los Angeles Rams, NFL (10th round draftee 1965); New York Jets, AFL (15th round draftee 1965)
John Bushong ('71-74) — Baltimore Colts, NFL (drafted 1975); Charlotte Hornets, WFL (signed 1975, active 1975); Dallas Cowboys, NFL (signed 1976); Saskatchewan Roughriders, CFL (signed 1977); Baltimore Colts, NFL (signed 1979); San Diego Chargers, NFL (signed 1980)
David Carter ('73-76) — Houston Oilers, NFL (drafted 1977, active 1977-84); New Orleans Saints, NFL (active 1984-85)
Rick Caswell ('73-75) — New York Giants, NFL (drafted 1976)
Harold Chambers ('62-63) — San Francisco 49ers, NFL (signed 1964)
Pat Counts ('63-64) — Houston Oilers, AFL (signed 1965)
Romeo Crennel ('66-69) — New York Giants, NFL (assistant coach 1981-)
Malcolm Darden ('86-87) — Cincinnati Bengals, NFL (signed 1988)
Darryl Drake ('75, '77-78) — Washington Redskins, NFL (signed 1979); Ottawa Rough Riders, CFL (signed 1981, active 1981-82); Cincinnati Bengals, NFL (signed 1983)
James Edwards ('84-87) — Miami Dolphins, NFL (signed 1988)
John Embree ('70-73) — New York Stars, WFL
Donnie Evans ('79-81) — Seattle Seahawks, NFL (signed 1982)
Ray Farmer ('77-80) — St. Louis Cardinals, NFL (signed 1981)
Jimmy Feix ('49-52) — New York Giants, NFL (drafted 1953)
Ronnie Fishback ('80-83) — Cleveland Browns, NFL (signed 1985)
Jerry Flippin ('78-81) — Ottawa Rough Riders, CFL (signed 1982, active 1982)
Russell Foster ('87-89) — London Monarchs, WFL (active 1991-)
Tom Fox ('79-82) — Denver Broncos, NFL (signed 1983)
Jerry Glanville (') — Detroit Lions, NFL (assistant coach 1974-76); Atlanta Falcons, NFL (assistant coach 1977-82; head coach 1990-); Buffalo Bills, NFL (assistant coach 1983-84); Houston Oilers, NFL (assistant coach 1985; head coach 1986-89)
Eddie Godfrey ('88-90) — Tampa Bay Buccaneers, NFL (signed 1991)
Paul Gray ('80-83) — New Orleans Saints, NFL (drafted 1984); Montreal Concordes, CFL (signed 1984, active 1984-86); New York Jets, NFL (signed 1986)
Anthony Green ('88-89) — Cincinnati Bengals, NFL (signed 1990); San Francisco 49ers, NFL (signed 1991)
Bill "Jelly" Green ('67-70) — Cleveland Browns, NFL (drafted 1971); Toronto Argonauts, CFL (signed 1971)
Ricky Gwinn ('77-80) — Dallas Cowboys, NFL (signed 1981)
Glenn Holt ('87) — Miami Dolphins, NFL (signed 1989, active 1989); Toronto Argonauts, CFL (active 1989-90)
Ron Hunter ('79-82) — Cincinnati Bengals, NFL (signed 1983)
Clarence Jackson ('70-73) — New York Jets, NFL (drafted 1974, active 1974-76)
Mark Johnson ('85-86) — New York Jets, NFL (signed 1987); Cincinnati Bengals, NFL (active 1987)
Xavier Jordan ('85, '87-89) — Seattle Seahawks, NFL (signed 1990)
Eagle Keys ('42, '46-47) — New York Yankees, AFL (signed 1948); Montreal Alouettes, CFL (active 1949-51); Edmonton Eskimos, CFL (active 1952-54; assistant coach 1955-59; head coach 1959-63); Saskatchewan Roughriders, CFL (assistant coach 1964; head coach 1965-70); B.C. Lions, CFL (head coach 1971-75)
Dale Lindsey ('63-64) — Cleveland Browns, NFL (7th round draftee 1965, active 1965-73); New York Jets, AFL (6th round draftee 1965); Cleveland Browns, NFL (assistant coach 1974); Portland Storm, WFL (assistant coach 1975); Toronto Argonauts, CFL (assistant coach 1979-82); Boston Breakers, USFL (assistant coach 1983); New Jersey Generals, USFL (assistant coach 1984-85); Green Bay Packers, NFL (assistant coach 1986-87); New England Patriots, NFL (assistant coach 1990); Tampa Bay Buccaneers, NFL (assistant coach 1991); San Diego Chargers, NFL (assistant coach, 1992-)
Virgil Livers ('71-74) — Chicago Bears, NFL (drafted 1975, active 1975-81); Chicago Blitz, USFL (active 1983-84)
Biff Madon ('74-77) — Dallas Cowboys, NFL (signed 1978)

Pete Mangold ('86-87) — Saskatchewan Roughriders, CFL (2nd round draftee 1988-10th pick); Toronto Argonauts, CFL (active 1989-90)
Jerome Martin ('88-89) — Green Bay Packers, NFL (drafted 1990, 10th round)
Lamont Meacham ('78-81) — Baltimore Colts, NFL (drafted 1982, active 1982); Toronto Argonauts, CFL (active 1983-84); Ottawa Rough Riders, CFL (active 1985-86)
Mike McCoy ('70-73) — Houston Oilers, NFL (drafted 1974); Los Angeles Rams, NFL
Mike Miller ('79-82) — Houston Oilers, NFL (signed 1983); Atlanta Falcons, NFL (signed 1984)
Tim Mooney ('83-84) — New York Jets, NFL (signed 1985)
Dickie Moore ('65-68) — Toronto Argonauts, CFL (signed 1969, active 1969)
Davlin Mullen ('79-82) — New York Jets, NFL (drafted 1983, active 1983-86)
Alan Mullins ('83-85) — Winnipeg Blue Bombers, CFL (signed 1986)
John Mutchler ('63) — Cleveland Browns, NFL (signed 1964)
Stan Napper ('61-64) — B.C. Lions, CFL (signed 1965, active 1965)
John Newby ('80-82) — New England Patriots, NFL (signed 1983); Buffalo Bills, NFL (signed 1983); Miami Dolphins, NFL (signed 1984)
Keith Paskett ('83-86) — Green Bay Packers, NFL (signed 1987, active 1987-88)
Eddie Preston ('76-79) — Houston Oilers, NFL (drafted 1980); Oakland Invaders, USFL (signed 1982)
Tommy Prothro (') — Los Angeles Rams, NFL (head coach 1971-72); San Diego Chargers, NFL (head coach 1974-78)
Max Reed ('34-36) — Louisville Tanks, AFL (active 1958-39)
Phil Rich ('77-80) — Dallas Cowboys, NFL (signed 1981); New York Jets, NFL (signed 1982)
Paul Sheehan ('76-77) — Winnipeg Blue Bombers, CFL (drafted 1978)
David Smith ('87) — Philadelphia Eagles, NFL (8th round draftee 1988); Dallas Cowboys, NFL (signed, 1989); London Monarchs, WFL (active 1991-)
Troy Snardon ('78-81) — Detroit Lions, NFL (signed 1982)
Dean Tiebout ('86-88) — New York Giants, NFL (signed 1989)
Brad Todd ('77-80) — Denver Gold, USFL (signed 1984); New Orleans, NFL (signed 1985)
Tony Towns ('76-78) — Houston Oilers, NFL (signed 1979)
Steve Walsh ('85-87) — Philadelphia Eagles, NFL (signed 1988); New York Jets, NFL (signed 1989)
Pete Walters ('77-80) — Atlanta Falcons, NFL (drafted 1981)
Riley Ware ('88-89) — Detroit Lions, NFL (signed 1991); Cincinnati Rockers, Arena FB (active 1992-)
Larry Watkins ('66-67) — Toronto Argonauts, CFL (signed 1968, active 1968-70 '76); Hamilton Tiger-Cats, CFL (active 1970); Edmonton Eskimos, CFL (active 1971-76); B.C. Lions, CFL (active 1977-79)
Brad Watson ('69-72) — Washington Redskins, NFL (signed 1974); Tampa Bay Buccaneers, NFL (signed 1976, active 1977)
Jonathan Watts ('88-89) — Seattle Seahawks, NFL (signed 1990)
Porter Williams ('70-73) — Portland Storm, WFL (drafted 1974, active 1974); Birmingham Vulcans, WFL (active 1975); Hamilton Tiger-Cats, CFL (active 1976)
Harold Wright ('84-87) — San Francisco 49ers, NFL (signed 1988)

*Glanville was an assistant coach with the Hilltoppers in 1967.
 **Prothro was an assistant coach with the Hilltoppers in 1942.

Hilltopper Winning Streaks

All Games	Wins	Season(s) -- Record	10.7	1930 (7 games) — 8-1-1
1.	14	1972 (2 games) — 7-3-0	7	1967 (2 games) — 7-1-1
		1973 (12 games) — 12-1-0		1968 (5 games) — 7-2-1
2.	10	1963 (9 games) — 10-0-1	Home Games (since 1927)	
		1964 (1 game) — 6-3-1	1.	17 1972-75
3.	9	1927 (2 games) — 5-4-0	2.	13 1931-33
		1928 (7 games) — 8-1-0		13 1987-89
		1953 (2 games) — 6-4-0	4.	10 1927-29
		1954 (7 games) — 7-3-0	5.	8 1929-30
		1980 (9 games) — 9-1-0	8	1992-(current)
6.	8	1921 (1 game) — 2-4-1	Road Games (since 1927)	
		1922 (7 games) — 9-1-0	1.	8 1932-34
		1932 (6 games) — 8-1-0	2.	7 1972-73
		1933 (2 games) — 6-2-0	3.	6 1936-37
		1936 (3 games) — 6-3-0	6	1979-80
		1937 (5 games) — 7-1-1		
		1938 (5 games) — 7-2-0		
		1939 (3 games) — 7-1-1		

Hilltopper Head Coach Jack Harbaugh -- On the Air!

Western Kentucky football fans can keep up with the latest news from the Hilltopper camp by tuning in to Coach Jack Harbaugh's weekly radio and television shows.



WBLG-FM
G-107

Coach Harbaugh and Wes Strader, "The Voice of the Hilltoppers," will again host their weekly hour-long radio call-in show from The Blue Moose Sports Restaurant in the Holiday Inn on Scottsville Road in Bowling Green. The show will air at 6 p.m. (Central) on Wednesday evenings. The show will again originate over WBLG-FM (G-107) in Bowling Green. And, Hilltopper Radio Network affiliates in Glasgow (WCLU-AM -- 1490), Franklin (WFKN-AM -- 1220), Morgantown (WLBQ-AM -- 1570) and Russellville (WRUS-AM -- 610)

are also scheduled to carry the broadcast.

And, Coach Harbaugh and WKNT-TV (Fox 40) in Bowling Green will team up on Sunday mornings at 10:30 a.m. (Central), just before Fox' NFL pre-game coverage, to review every Saturday's action and take a look ahead at next week's game. The host will be Fox 40 Sports Director Jamie Staton. In addition, the broadcast will air on a delayed basis each Sunday evening on both WGRB-TV (Fox 34) in Campbellsville (9 p.m.) and WKYU-TV (Channel 24) in Bowling Green every Sunday night at 10:30 p.m. The "Jack Harbaugh Show" begins Sept. 4.



The Spirit Makes the Master

That's the inspiring motto of Western Kentucky University. And, when it comes to Hilltopper football, no one represents that spirit more than former Hilltopper quarterback "Eck" Branham. The three Western football teams he lettered on -- 1934, '35 and '36 -- won 69% (18-8-1) of their games. "Eck," a retired high school coach and farmer, is a constant source of strength and encouragement for Hilltopper athletes. Around the WKU football camp, terms like "class," "dedication," "hard work," "sacrifice," "loyalty," and "teamwork" come alive in the person of "Eck" Branham!



"Eck" Branham talks to the Hilltoppers prior to a Western home game.

Western vs. Murray: The annual battle for "The Red Belt"

In the spirit of some of college football's greatest rivalries, Western Kentucky and Murray State have a traditional gridiron trophy battle of their own.

"The Red Belt" originated in 1978 when Hilltopper athletic trainer Bill Edwards attended a district trainers' meeting with Murray State trainer Tom Simmons. As Edwards tells the story, Simmons forgot to bring a belt along and borrowed a red one from Edwards. After the meeting, when Edwards asked about his belt, Simmons responded that Western would have to beat Murray State in football to get it back!

Simmons then had the belt mounted on a large plaque, complete with brass plates to keep Western-Murray scores etched in history for years to come.

When the '78 football season rolled around that fall, Western went into Racer territory and came away with a 14-6 victory - and "The Red Belt!" MSU reclaimed it in 1979 and it has bounced back and forth ever since.

The trophy has resided in the WKU Training Room the past three seasons. After the



two old rivals did not meet in 1990, Western hosted the Racers in 1991 and took "The Belt" with a 14-0 victory. The two schools squared off at Murray in '92 and the Hilltoppers emerged a 47-15 winner to retain possession. Then, last fall in Smith Stadium, the Toppers stretched their winning streak over the Racers to three games, coming out on top of a 44-14 count to hold onto "The Belt."


Overall, the Hilltoppers have won eight of the 14 battles for "The Red Belt," and there was one tie (10-10 in 1986).

Here's a rundown of the results of the Western-Murray series since "The Red Belt" came on the scene in 1978:

1978 — Western 14, Murray St. 6
 1979 — Murray St. 30, Western 20*

1980 — Murray St. 49, Western 0
 1981 — Murray St. 38, Western 6*
 1982 — Western 27, Murray St. 20
 1983 — Murray St. 7, Western 3*
 1984 — Murray St. 17, Western 16
 1985 — Western 27, Murray St. 25*
 1986 — Western 10, Murray St. 10
 1987 — Western 21, Murray St. 17*
 1988 — no game
 1989 — Murray St. 17, Western 14
 1990 — no game
 1991 — Western 14, Murray St. 0*
 1992 — Western 47, Murray St. 15
 1993 — Western 44, Murray St. 14*
 *WKU home game

Credits: The 1994 Western Kentucky Football Media Guide was written and edited by Paul Just, WKU sports information director. Design and layout by Dan Wallenberg, associate SID/publications, using Macintosh LCII hardware and PageMaker (5.0) and Adobe Illustrator (3.0) software. Additional editorial assistance provided by Sally Krauss, graduate intern, and Ann Handy, administrative assistant.



1994 Schedule

September

- 1 Eastern Kentucky 7 pm
- 8 at Murray State 7 pm
- 17 **Austin Peay** 7 pm
Hall of Fame Game
Parent's Day
- 24 at Central Florida Noon

October

- 1 at UAB 1:30 pm
- 8 **Portland State** 4 pm
- 15 at Jacksonville State 2 pm
- 22 **Southern Illinois** 5 pm
Homecoming
- 29 **Troy State** 5 pm

November

- 5 **Indiana State** 1 pm
- 12 at Eastern Illinois 1 pm

Home Games in BOLD / all times Central

