

100 SEASONS OF HISTORY

2019 WKU BASEBALL MEDIA GUIDE





100 SEASONS OF HISTORY

2019 BASEBALL HOME SCHEDULE

*CONFERENCE USA SERIES



FEB. 15 - 17



FEB. 22 - 24



FEB. 26



MAR. 8 - 10



MAR. 15 - 17*



MAR. 19

HISTORICAL HILLTOPPERS (L-R)

(Top) 1985 "Murderers' Row" Hitters: Mike Roy, John Clem, Rob Tomberlin
(Bottom) Pitchers: Matt Wilhite, Matt Ridings, Stan Markham, Heath Haynes



MAR. 29 - 31*



APR. 9



APR. 19 - 21*



APR. 23

at BG BALLPARK



MAY 3 - 5*



MAY 16 - 18*

2019 SEASON HILLTOPPERS (L-R)

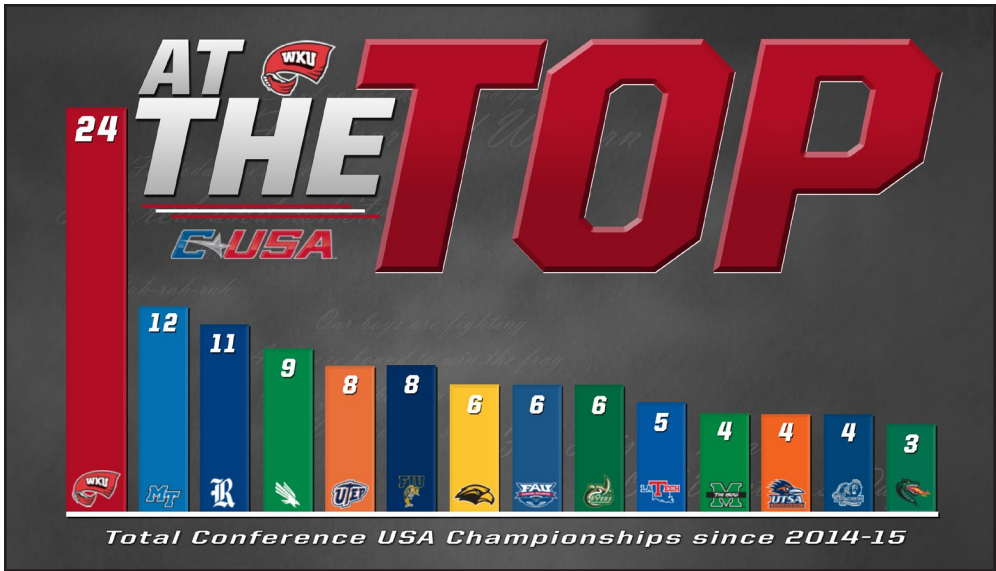
(Top) Hitters: Nick Brunson, Kevin Lambert, Ray Zuberer III
(Bottom) Pitchers: Jacob Green, Reece Calvert, Troy Newell, Colby Taylor



WKUSPORTS.COM



Printed Apparel • Signs



AT THE TOP

CONFERENCE LEADERS

Since joining Conference USA in 2014-15, the Hilltoppers have run away from the pack in terms of league championships and led C-USA each year in championships won for the first three years WKU was a member school. WKU's 24 league titles in that span are twice as many as the next school and represent 22 percent of the total championships award by the league (110) over the four-year span.

In 2017-18, WKU added three more C-USA championships with a third title in four seasons in women's basketball and volleyball's fourth consecutive league and tournament championship.

WKU has also shown versatility by winning championships in seven different sport programs and in all three seasons - fall, winter, and spring.

RECORD HIGH IN ACADEMICS

When it comes to getting a degree and a winning culture on the playing field, there has never been a better time to be a Hilltopper. For the 2017-18 academic year, WKU's student-athletes combined for a 3.01 GPA while softball, men's cross country, women's tennis, and women's volleyball received NCAA Public Recognition Awards for posting Academic Progress Rate scores in the top 10 percent nationally.

For the 2017-18 academic year, 100 WKU student-athletes earned the ultimate prize, their college diploma, while boasting a cumulative GPA of 3.12 with degrees in exercise science, recreation and sport administration, biology, marketing, finance, chemistry, and nursing among many others.

Conference USA recognized 140 student-athletes with Commissioner's Honor Roll accolades for posting 3.0 or higher cumulative GPAs and 41 of those student-athletes received academic medals for posting GPAs of 3.75 or higher.

WINNING CULTURE CONTINUES

For the fourth consecutive season, WKU ranked in the top five nationally in combined winning percentage across football, men's basketball, women's basketball and volleyball. And, since 2014-15, no one in the country has won as many matches across those four sports (350) than the Hilltoppers or at a better clip than WKU's 74.8 percent. Only Florida State has more than 335 wins or has won at a closer rate (74.0).

GENERAL INFORMATION

Location	Bowling Green, Ky.
Nickname	Hilltoppers
Colors	Red and White
Founded	1906
Enrollment	20,267
NCAA Affiliation	Division I
Conference Affiliation	Conference USA
Director of Athletics	Todd Stewart
University President	Dr. Timothy C. Caboni

PROGRAM HISTORY

First Year	1910
All-Time Record	1773-1518-17 (.539)
Conference Championships	4 ('52, '53, '80, '09)
Tournament Championships	2 (2004, 2008)
NCAA Tournaments	4 ('80, '04, '08, '09)
Postseason Record	6-8 (.429)
Best Record (2009)	47-13-1 (.779)
Best in NCAA's (2009)	3-2 (.600)
Players Drafted	56 (21 since 2009)

COACHES & STAFF

Head Coach	John Pawlowski (4th)
Career Record	566-418 (.575) - 17 seasons
Record at WKU	61-100 (.379) - 3 seasons
Assistant Coach	Rob Reinstetle (4th)
Assistant Coach	Ben Wolgamot (1st)
Volunteer Coach	Tommy Winterstein (3rd)
Student Assistant	Conner Boyd (1st)
Director of Operations	Gaston Glasscock
Strength and Conditioning	Duane Hall
Associate Athletic Trainer	Dustin Wilson

2018 RECAP / 2019 PREVIEW

Overall Record	21-31 (.404)
Conference USA Record	11-18 (.379)
Conference USA Finish	10th
Letterwinners R/L	13/17
Hitters R/L	6/8
Pitchers R/L	7/9
Incoming Freshmen (H/P)	6 (3/3)
Incoming Transfers (H/P)	15 (6/9)

2018 SEASON LEADERS

Batting Average	.382, Steven Kraft
Runs	45, Jacob Rhinesmith
Hits	65, Steven Kraft
Homeruns	14, Jacob Rhinesmith
RBI	43, Jacob Rhinesmith

KEY HITTERS LOST

Jacob Rhinesmith, CF	52 GS, .306/.383/.555 45 R, 64 H, 14 HR, 43 RBI, 116 TB, 24 BB, 13 SB 2018 First Team All-Conference USA
Steven Kraft, 2B	42 GS, .382/.483/.494 34 R, 65 H, 15 XBH, 33 RBI, 84 TB, 29 BB, 7 SB 2018 Second Team All-Conference USA
Colie Currie, LF	48 GS, .260/.324/.375 25 R, 50 H, 13 XBH, 31 RBI, 72 TB, 13 BB, 10 SB

KEY PITCHERS LOST

Ben Morrison, RP	2.21 ERA, 7 SV, 37 IP, 42 K 2018 Second Team All-Conference USA
Conner Boyd, RP	25 APP, 2.38 ERA, 23 IP, 20 K
Austin Tibbs, RP	22 APP, 4.34 ERA, 19 IP, 16 K
Ryan Thurston, SP	14 GS, 4.24 ERA, 81 IP, 87 K



Editor: Bryan Fyalkowski
Design/Layout: Kyle Collins, Bryan Fyalkowski, Kyle Neaves
Photography: Brandon Carter, Bryan Fyalkowski, Matt Lunsford, Steve Roberts, Megan Stearman, Katie Stratman, WKU Archives
Printing: Gerald Printing

CREDITS

The 2019 WKU Baseball Media Guide is a publication of the WKU Athletic Media Relations Office. All text and photo content is property of WKU Athletics and Western Kentucky University and may not be reproduced without permission. This document was printed with state funds.

www.WKUsports.com is the official online home for all 16 sports on The Hill. Rosters, schedules, statistics, game notes, game recaps and media guides are constantly updated online.

GENERAL INFO

- 1** At The Top
- 2** Quick Facts
- 3** Table Of Contents
- 4** Media Information
- 6** Nick Denes Field
- 8** Hilltopper-IMG Sports Network

2019 OUTLOOK

- 10** All-Century Team
- 12** 2019 Overview/2018 In Review

COACHES & STAFF

- 14** Head Coach John Pawlowski
- 17** Assistant Coach Rob Reinstette
- 19** Assistant Coach Ben Wolgamot
- 21** Assistant Coaches
- 22** Support Staff

THE HILLTOPPERS

- 24** 2019 Roster
- 25** Returning Players
- 39** Graduate Transfers
- 41** JuCo Transfers
- 45** Incoming Freshmen

2018 IN REVIEW

- 48** Results
- 49** Statistics
- 51** Game-By-Game
- 53** Homerun Charts/Superlatives
- 55** Game Highs

PROGRAM HISTORY

- 58** Single-Season Records
- 62** Career Records
- 64** Single-Game Records (Since 2005)
- 67** Year-By-Year Leaders
- 76** Regional/National Awards
- 77** Conference Awards
- 80** Hilltoppers In The Pros
- 82** Retired Jerseys
- 83** All-Time Letterwinners
- 91** Year-By-Year Records
- 93** Year-By-Year Results
- 124** All-Time Series Records
- 126** All-Time Series Results

THE UNIVERSITY

- 150** Western Kentucky University
- 151** Bowling Green, Kentucky
- 152** President Dr. Timothy C. Caboni
- 153** Director Of Athletics Todd Stewart
- 154** Senior Athletic Staff
- 155** Student-Athlete Outreach
- 156** Big Red

CONFERENCE USA

- 158** About Conference USA
- 161** 2018 C-USA Standings/Awards
- 162** 2018 C-USA Statistical Leaders

2019 OPPONENTS

- 164** Schedule
- 165** Quick Facts





Bryan Fyalkowski
Assistant Director of Media Relations
Primary Baseball, Secondary Football
Cell: 412-335-2675
Office: 270-745-5388
Email: bryan.fyalkowski@wku.edu
Twitter: @fyalkowski

Athletic Media Relations Staff Directory

Kyle Neaves	Associate AD, Communications
Zach Greenwell	Associate Director
Currie McFayden	Associate Director
Bryan Fyalkowski	Assistant Director
Jessica Leifheit	Assistant Director
Paul Just	SID Emeritus/Historian
Dana Brown	Media Relations Assistant
Steve Roberts	Staff Photographer
Katie Stratman	Student Photographer

Mailing Information

Athletic Communications/Media Relations
 E.A. Diddle Arena Room 1454
 1605 Avenue of Champions
 Bowling Green, KY 42101-6412

Website

www.WKUSports.com
 www.WKUBaseball.com

Social Media

Twitter:
 @WKUBaseball

Instagram:
 @WKUBaseball

Facebook:
 /WKUBaseball

CONFERENCE USA MEDIA RELATIONS

Russ Anderson — rdanderson@c-usa.org
Assistant Commissioner for
Baseball and Football Operations

Mailing Information

Conference USA
 5201 North O'Connor - Suite 300
 Irving, Texas 75039

Phone

214-774-1300

Website

www.ConferenceUSA.com

Social Media

Twitter: @Conference_USA Facebook: /ConferenceUSA Instagram: @ConferenceUSA

DIRECTIONS TO WKU

FROM I-65 NORTH (HEADING SOUTH): Take the first Bowling Green exit (exit 28) onto US 31-W. Follow the signs for US 31-W South -- Bowling Green. Stay on the four-lane US 31-W South (Louisville Road) to the stop light at the bridge over Barren River. Continue straight through the light. When the one-way streets merge into the four-lane University Blvd., you will be on the NW corner of the Western Kentucky University campus (railroad on right, WKU on left).

FROM I-65 SOUTH (HEADING NORTH): Take the second Bowling Green exit (exit 22) onto Scottsville Road and follow it all the way down to the 31-W intersection. Take a left at the light and follow 31-W down to the roundabout and exit right onto University Blvd. WKU's athletic facilities will be located on your right coming up the road.

FROM US 68-80 WEST (HEADING EAST): Follow US 68-80 (Russellville Road) into Bowling Green. You will pass under a railroad overpass (with its "Welcome to WKU" sign) and turn left onto University Blvd. The athletics complex will then be on your right -- first Nick Denes Field (baseball), then Houchens Industries-L.T. Smith Stadium. The Arena/Stadium Parking Lot and E.A. Diddle Arena will be on your right just past the Stadium.

FROM NATCHER PARKWAY (HEADING SOUTH): Take the first Bowling Green exit (US 231, exit 9) and turn right onto Morgantown Road (US 231) into Bowling Green. You will cross Veterans Memorial Lane and pass Warren Central High School (on the right). When you reach the junction of US 231 and US 68-80 (Holley Corporation on your right and Arby's straight ahead), turn left onto Russellville Road and follow the directions for US 68-80 above from the railroad overpass ("Welcome to WKU" sign) on in to Diddle Arena/Smith Stadium.

WE ARE 'WKU'

Western Kentucky University has a long and storied history across its 16 NCAA Division I programs.

We respectfully ask that you refer to our university's athletic programs as the **WKU Hilltoppers** and **WKU Lady Toppers**.

Please refrain from using any of the following variations

W. Kentucky Western Ky. Western

MEDIA SERVICES: The WKU Athletic Communications department considers its work with the media a top priority. If you need any additional information, interview or photograph requests, or have any questions, please contact Bryan Fyalkowski via cell phone (412-335-2675), office phone (270-745-5388) or email at bryan.fyalkowski@wku.edu.

PRESS CREDENTIALS: All requests for working press, photo, radio and television should be made to baseball contact Bryan Fyalkowski as soon as possible prior to game day. Credentials will either be left at the main gate of Nick Denes Field, or in the Athletic Communications Office in E.A. Diddle Arena (Room 1454) prior to game day. The WKU press box is a working facility. Spouses, dates, children and non-workers are not permitted in the press box.

UNAUTHORIZED USE OF CREDENTIALS: Credentials will be issued to working media only. Credentials are non-transferable. Use by anyone other than members of the working media is unauthorized and those credentials will be revoked immediately. News organizations allowing unauthorized individuals to use credentials will have their credentials revoked for the remainder of the year.

WEEKLY INTERVIEW POLICIES: Media members wishing to interview head coach John Pawlowski, his assistants or any student-athletes by phone or in person may send requests to Bryan Fyalkowski through phone or email at least a day in advance. A 24-hour notice is required to allow time to contact and arrange with the student-athletes and coaches. No student-athlete phone numbers will be given out to media members.

POSTGAME INTERVIEW POLICIES: The WKU clubhouse and dugout will be off limits to the media during games at Nick Denes Field. Bryan Fyalkowski will collect interview requests following the completion of the eighth inning. Following the NCAA's recommended 10-minute cooling-off period, head coach John Pawlowski and requested WKU student-athletes will be made available on the field. The Hilltopper-IMG Radio Network will conduct interviews first, followed by members of the media.

STAT BROADCAST AND STREAMING VIDEO: Live stats of all home baseball games will be available at www.WKU.StatBroadcast.com. Streaming video will also be available for select home games with a paid subscription to WKUSports.tv. Select road games will be available against league opponents on the Conference USA Digital Network.

PRACTICE / MEDIA AVAILABILITY

HOME SERIES WEEK


- MONDAY:** OFF DAY
- TUESDAY:** MIDWEEK GAME
- WEDNESDAY:** PRACTICE
- THURSDAY:** *PRACTICE*
- FRIDAY:** HOME GAME
- SATURDAY:** HOME GAME
- SUNDAY:** HOME GAME

During weeks where WKU plays a home series, head coach John Pawlowski and requested players will preview the series on Thursday before practice around 2 p.m.

AWAY SERIES WEEK

- MONDAY:** OFF DAY
- TUESDAY:** MIDWEEK GAME
- WEDNESDAY:** *PRACTICE*
- THURSDAY:** TRAVEL DAY
- FRIDAY:** AWAY GAME
- SATURDAY:** AWAY GAME
- SUNDAY:** AWAY GAME

During weeks where WKU plays a home series, head coach John Pawlowski and requested players will preview the series on Wednesday before practice around 2 p.m.



Nick Denes Field, affectionately known as “The Nick” by WKU fans, has been home for the Hilltoppers since the facility was completed in 1968 in time for the 1969 baseball season.

The field is named after WKU Athletic Hall of Famer Nick Denes, who coached the WKU Baseball program from 1958-62 and also led the Hilltopper Football squad from 1957-67. With field dimensions running 330 feet down the lines and 400 feet to straightaway center, The Nick has certainly developed a reputation as being a pitcher’s park.

In the summer of 2016, Nick Denes Field received a complete makeover featuring the installation of an AstroTurf playing surface. The \$1.3 million project also included remodeling of the existing dugouts and new outfield wall padding. These renovations immediately gave WKU one of the best playing venues in the nation.

From 2002-14 the facility underwent over \$3 million in renovations, including the additions of a baseball clubhouse in 2010 and an indoor hitting facility in 2002. The clubhouse project was \$1 million and was made possible in part to a generous gift from former WKU Baseball student-athlete Paul Orberon, whom the Hilltoppers named the clubhouse after.

The 4,200 square-foot clubhouse features a head coach’s office and two assistant coach offices along


with a coaches locker room. The clubhouse also houses a large players’ locker room and players’ lounge, which had major design renovations completed during the summer of 2014. Additionally, the clubhouse has a 250-square foot equipment room and has an on-site training room for injury prevention and rehabilitation.

An enclosed press box with three rows of press seating and two suites was added to the top of the grandstands in 2002. A pair of fan decks past each dugout, often referred to as “Rally Alley”, were added in 2006 as were bullpens to go along with a new outfield wall.

Eight-hundred red chair back seats stretching from dugout-to-dugout were also tacked onto the grandstands to increase stadium capacity to 1,500 in the early 90’s and the facility had lights installed for the first time in 1994.

The Hilltoppers have been a dominant home team at Nick Denes Field, particularly in recent years, and have a .628 winning percentage at home since opening play at the facility in 1969. The Tops went a program-record mark of 27-3 in 2009.

WKU picked up its 800th win at The Nick in 2015. The Hilltoppers have been .500 or better at home in nine of the last 12 seasons and have only been under .500 eight times in 50 seasons at Nick Denes Field.



NICK DENES FIELD INFO

Capacity	1,500
Surface	AstroTurf (2016)
Opened	1969
Renovation	2007
WKU Record	844-500-5 (.628)
Attendance Record	3,057
Record Info	vs. Kentucky, 4/23/2008
Record Result	L, 2-1
Winning Seasons	40

ALL-TIME WKU RECORDS

1969.....	10-3
1970.....	10-4
1971.....	9-10
1972.....	10-5
1973.....	13-9
1974.....	17-10
1975.....	15-9
1976.....	7-5
1977.....	10-8
1978.....	17-8-1
1979.....	18-8-1
1980.....	24-4-1
1981.....	22-7
1982.....	22-7
1983.....	13-11
1984.....	13-12-1
1985.....	24-6
1986.....	19-7-1

ALL-TIME WKU RECORDS

1987.....	17-5
1988.....	27-9
1989.....	18-11
1990.....	17-14
1991.....	25-9
1992.....	22-8
1993.....	17-9
1994.....	12-10
1995.....	14-17
1996.....	17-8
1997.....	19-11
1998.....	15-12
1999.....	21-11
2000.....	12-19
2001.....	20-10
2002.....	27-7
2003.....	21-9
2004.....	16-11
2005.....	13-16
2006.....	15-18
2007.....	15-15
2008.....	21-10
2009.....	27-3
2010.....	19-9
2011.....	19-7
2012.....	18-18
2013.....	18-12
2014.....	20-8
2015.....	11-13
2016.....	15-11
2017.....	11-22
2018.....	12-17



GENERAL

HILITOPPERS

2018 REVIEW

HISTORY

UNIVERSITY

OPPONENTS

Since 2008, WKU Baseball has been carried by the Hilltopper-IMG Sports Network on **WWKU 102.7-FM** and **ESPN 1450-AM** in Bowling Green, as well as **WCDS 1230-AM** in Glasgow. IMG College of Winston-Salem, N.C., is the national leader in collegiate sports marketing and serves as the exclusive rights holder for WKU Athletics.

HILLTOPPER BROADCAST TEAM

Veteran play-by-play talent Randy Lee and Jeff Younglove will call the action of every home and away Hilltopper contest on the diamond. Younglove and will handle some of the broadcasting duties during the early parts of the season while Lee finishes up the WKU Basketball season, then Lee will call the remaining baseball games after hoops concludes.

Lee has served as the ‘Voice of the Hilltoppers’ since 2007-08 after spending five years on the broadcast team at the University of Nebraska. Lee has been on the call for many major events in WKU Baseball history, including the 2008 Sun Belt Conference Tournament Championship and the 2009 NCAA Regional in Oxford, Miss., where the Hilltoppers were a win away from advancing to a Super Regional.

Jeff Younglove’s sports broadcasting experience spans more than 35 years (30 with WKU) handling both play-by-play and color commentary responsibilities at various times throughout his career for baseball, basketball and football. He has worked in both radio and television as well as serving as a public address announcer for Hilltopper athletic teams and has previously working as a public address announcer for Bowling Green Hot Rods minor league baseball team. While at WKU, he served as Director of Radio/TV Services and Director of Campus and Community Events in the Office of Public Affairs.

A variety of notable WKU figures are set to rotate their way in as analysts on 2019 broadcasts including Director of Athletics Tood Stewart and WKU Volleyball head coach Travis Hudson. Hilltopper Baseball alumni Jack Glasser, Matt Idlett and Stan Markham are among those set to analyze WKU action in 2019. In addition, Jonathan McDaniel, Richard Miller, Mike Reynolds and Hal Schmitt will see some time as color commentators.

GAMEDAY BROADCAST

The pre-game show starts 15 minutes prior to first pitch of every game on ESPN 1450 AM. Lee or Younglove will have a pre-game interview from head coach John Pawlowski leading into every game and will conduct postgame interviews with Pawlowski and a student-athlete following each contest. The Hilltopper-wIMG Sports Network broadcast will have audio on WKUSports.tv for every game and have live video for select games listed below. All WKU broadcasts can also be heard on the Tuneln app, which is free on iPhone and Android devices.

PLAY-BY-PLAY TALENT



Randy Lee



Jeff Younglove

WKUSPORTS.TV

Hilltopper fans unable to attend the games in person will be able to watch a stationary view from atop the press box, accompanied by audio from the Hilltopper-IMG Sports Network for Baseball. For WKU, 19-of-22 home games to cap the season will be available on CUSA.tv, including 13-of-15 Conference USA contests at Nick Denes Field.

WKUSports.tv is available via subscription at a 24-hour rate of \$6.95, a monthly rate of \$10.95 or a yearly rate of \$99.95. Fans can also subscribe to WKUSports.tv through Conference USA’s website, which provides access to live and on-demand video content from every Conference USA school, including WKU.

For more info, visit this link: <http://conferenceusa.com/watch/purchase.aspx#register>

LIVE VIDEO ON WKUSPORTS.TV

DATE	GAME	TIME
F26	Murray State	3 p.m.
M8	Memphis	3 p.m.
M9	Memphis	1 p.m.
M10	Memphis	1 p.m.
M15	UAB*	5 p.m.
M16	UAB*	1 p.m.
M17	UAB*	1 p.m.
M19	Austin Peay	5 p.m.
M29	Charlotte*	5 p.m.
M31	Charlotte*	12 p.m.
A9	Belmont	5 p.m.
A19	Florida Atlantic*	5 p.m.
A20	Florida Atlantic*	1 p.m.
A21	Florida Atlantic*	1 p.m.
M3	Rice*	5 p.m.
M4	Rice*	1 p.m.
M16	Old Dominion*	5 p.m.
M17	Old Dominion*	5 p.m.
M18	Old Dominion*	1 p.m.

–STREAMING SCHEDULE IS SUBJECT TO CHANGE–



2019 OUTLOOK





WKU BASEBALL ALL-CENTURY TEAM

Head Coach

Joel Murrie (1980-05)

Starting Pitchers

Ryan Bicondoa, 2001-02

Don Durham, 1968-70

Ryan Hutchison, 1998-01

Matt Ridings, 2007-10

Jim "Big Ick" Weaver, 1924-27

Relief Pitchers

Rye Davis, 2008, 10-11

Matt Wilhite, 2000-03

Catchers

Ralph Antone, 1980-83

Matt Rice, 2008-11

First Basemen

T.J. Freeman, 1996-98

Mike Williams, 1978-81

Infielders

Wade Gaynor, 2007-09

Mike Murray, 1977-80

Rob Tomberlin, 1985

Brad Worley, 1989-92

Outfielders

Jared Andreoli, 2009-12

Kes Carter, 2009-11

John Clem, 1984-85

Chad Cregar, 2008-09

Anderson Miller, 2013-15

Utility Players

Matt Gunning, 2003-04

Chris Turner, 1988-91

JOEL MURRIE - The program's all-time winningest coach, he was the Hilltoppers' skipper for 26 seasons, compiling an 815-656-4 overall record. His No. 36 was retired in 2015.

RYAN BICONDOA - Set the Hilltopper single-season records with 150 strikeouts and 123.2 innings pitched in 2002, while tying the mark with 11 wins. Ranks 5th all-time with 246 career strikeouts.

DON DURHAM - Set Hilltopper records in 1970 with 8 wins, 8 complete games and 80 strikeouts. Tallied a program-record 14 strikeouts in a no-hitter vs. Bellarmine in the 1970 season opener.

RYAN HUTCHISON - Holds the Hilltopper program record with 16 complete games. Ranks 2nd all-time with 53 starts, 374 innings pitched and 28 wins, while standing 3rd with 264 strikeouts.

MATT RIDINGS (pictured below) - Holds career Hilltopper records with 60 starts, 382.2 innings pitched, 34 wins and 354 strikeouts. Led the club in wins, strikeouts and innings pitched in all 4 of his seasons.

JIM "BIG ICK" WEAVER - Standing at 6-foot, 7-inches, was an overpowering figure on the mound. Was drafted in 1927 by the Washington Senators and played in the Major Leagues for 8 total seasons.

RYE DAVIS - Ranks 3rd in Hilltopper history with 16 career saves. Led the club with 4 saves in 2008, then returned from injury to record a team-high 9 in 2010, earning All-Sun Belt honors.

MATT WILHITE - Holds Hilltopper career records with 23 saves and 110 appearances. Became the 1st reliever in Sun Belt history to earn Pitcher of the Year when he went 8-2 with 11 saves and a 1.77 ERA in 2003.



RALPH ANTONE - Earned the program's 1st ABCA All-American nod in 1983. His 53 career homeruns are tied for a Hilltopper record. Ranks 3rd all-time with 189 RBI, 7th with 100 walks and 10th with 152 runs scored.

MATT RICE - Is the Hilltoppers' all-time career leader with 309 hits and 223 RBI. Holds single-season records with 101 hits and a 31-game hit streak in 2009. Was the 2011 CoSIDA All-American of the Year.

T.J. FREEMAN - Led the Hilltoppers with 18 doubles, 18 homeruns and 61 RBI as a senior, while slashing .336/.418/.692, to earn 1999 Sun Belt Player of the Year honors. Ranks 10th all-time with 32 career dingers.

MIKE WILLIAMS - His 53 career homeruns are tied for a Hilltopper record. Is the only player in program history with multiple seasons of 20-plus dingers (21 in 1981 and 23 in 1980). Also ranks 2nd all-time with 208 RBI.

WADE GAYNOR - Ranks among all-time career leaders in: HR (3rd with 43), 2B (4th with 51), runs (6th with 178), RBI (6th with 156), hits (7th with 247) and SB (8th with 38). His 25 dingers in 2009 tied for 2nd-most in a single-season.

MIKE MURRAY - Captain of the 1980 team that went a program-record 47-13-1 and narrowly missed a trip to the NCAA CWS. His 89 career SB are the WKU record, while 180 runs are tied for 4th and 236 hits are 8th.

ROB TOMBERLIN (below, right) - Although only on The Hill for the 1985 campaign, his 27 homeruns that year still stand as the WKU single-season record. His 83 runs are tied for the most, while his 100 hits rank 2nd.

BRAD WORLEY - A 1990 First Team All-Sun Belt honoree, he played in 231-of-232 possible games at WKU, which stands 3rd all-time, while starting 229 of those. Ranks 2nd with 888 at-bats and 4th with 278 hits.

JARED ANDREOLI - Holds the Hilltopper career record with 894 at-bats, while ranking 5th all-time with 221 games played, 2nd with 287 hits, 2nd with 15 triples, 3rd with 196 runs, 8th with 144 RBI and 7th with 40 SB.

KES CARTER - Slashed .348/.421/.508 with 54 extra-base hits and 25 SB on The Hill. With the 36th overall pick in the 2011 MLB Draft, the Tampa Bay Rays made him the highest-selected Hilltopper in program history.

JOHN CLEM (below, middle) - Finished his career with 37 homeruns, which rank 2nd all-time among 2-year Hilltoppers. In 1985, his 76 RBI are 5th, 70 runs are 6th, 90 hits are tied for 9th on the single-season charts.


CHAD CREGAR - Holds the career program records with 40 homeruns and 145 RBI as a 2-year player, while those numbers rank 4th and 7th, respectively, among all Hilltoppers. His 82 RBI in 2009 are the most in a single-season.

ANDERSON MILLER - Led the 2014 club with a .335 batting average and then belted a team-high 12 homeruns in 2015. Drafted in 2015 by the Kansas City Royals, finished the 2018 season in Double-A with the Northwest Arkansas Naturals.

MATT GUNNING - Earned 3 (ABCA, Collegiate Baseball and CollegiateBaseballInsider .com) All-American honors in 2004. Led that WKU club with a .375/.421/.633 slash line, 99 hits, 23 2B, 15 HR and 73 RBI.

CHRIS TURNER - Is the Hilltopper career leader with 215 runs, 68 doubles and 186 walks. Also ranks 2nd with 64 SB and 237 games played. Drafted in 1991 by the Angels and won a World Series Championship with the Yankees in 2000.

For more info on the Hilltopper Baseball All-Century Team, please visit this link: <https://goto.ps/BSB100Team>



2019 OVERVIEW

It is the 100th Season of Hilltopper Baseball in 2019, as head coach John Pawlowski begins his fourth year on The Hill. WKU boasts 13 returning letterwinners along with 21 exciting newcomers, including six freshmen ready to make an impact and a pair of graduate transfers with many seasons of experience.

In the first 99 seasons, WKU has produced an all-time record of 1773-1518-17 (.539 winning percentage) with four conference championships, two conference tournament championships, four NCAA Regional appearances and 56 players selected in the MLB Draft.

It is also the 50th Anniversary year of Nick Denes Field, where the Hilltoppers have put up an all-time record of 844-500-5 (.628 winning percentage) with 40 winning seasons. WKU had a program-record 27-3 mark in 2009.

2018 IN REVIEW

A season of near misses ended with the 2018 Hilltoppers finishing with a record of 21-31, including an 11-18 mark in Conference USA play.

WKU had four players — second baseman Steven Kraft, reliever Ben Morrison, center fielder Jacob Rhinesmith and starter Ryan Thurston — drafted or signed by Major League teams, the most since 2011.

Kraft hit .382 overall and .409 in C-USA action, both ranking second in the league. He reached base at a .507 clip in C-USA games and .483 overall, which was the best mark by a WKU hitter dating back to at least 2005. He led the Hilltoppers with 65 hits, 13 doubles and 29 walks. On June 21, Kraft signed an undrafted free agent deal with the Pittsburgh Pirates.

Morrison had a 1.29 ERA with 31 strikeouts across 28 innings in C-USA action, allowing only 20 hits for a .189 batting average against. His 2.21 ERA overall across 36.2 frames ranks second among Hilltoppers pitchers (with 35-plus innings) dating back to at least 2005. He also had a career-high seven saves. He was selected in the 10th round of the MLB Draft, 301st overall, by the Los Angeles Angels.

Rhinesmith slashed .306/.383/.555, leading WKU with 14 homeruns, 13 stolen bases, 116 total bases, 43 RBI and 45 runs scored. He was only 1-of-9 players in Division I with at least 13 homeruns and 13 stolen bases. He led the Hilltoppers with 23 multi-hit and 11 multi-RBI games. He was selected in the 18th round, 551st overall, by the Washington Nationals.

Thurston signed as an undrafted free agent with the Toronto Blue Jays on June 18. As a senior, the lefty pitched a career-high 80.2 innings while allowing a career-low 15 extra-base hits. He finished the season with a 4.24 ERA, although that mark stood at 3.08 prior to his final two starts against FIU and Florida Atlantic.

The Hilltoppers started out hot, with a 5-2 record in their first seven games and a 9-7 mark after the fourth weekend. That included a doubleheader sweep of Northern Illinois on Feb. 23 — WKU's first since April of 2015 — and a three-game sweep of Bowling Green from March 9-10 — WKU's first of a non-conference opponent since early 2015.

Rhinesmith and returning outfielder Dillon Nelson earned two of the first four C-USA Hitter of the Week awards in that time.

From Feb. 20-24, Nelson slashed .500/.636/.857, reached base in 14-of-22 plate appearances and hit the game-winning homerun of a 1-0 victory over Northern Illinois to help sweep the doubleheader.

From March 6-10, Rhinesmith slashed an astounding .550/.571/1.250 in four games, hitting 11-for-20 with six extra-base hits (four homeruns and two doubles). He scored 10 runs and drove in eight for the Hilltoppers.

After almost being no-hit in the Friday night game at Rice on March 23, WKU showed incredible resilience to bounce back and win the next two games and the series. The Hilltoppers posted back-to-back wins over the Owls after going into Saturday's contest with a 2-16 record in the all-time series.

Starter Paul Kirkpatrick threw a four-hit, complete-game shutout with seven strikeouts and zero walks on 101 pitches to claim the Sunday rubber match, 4-0. It was the complete game shutout on the road by a WKU pitcher since Matt Ridings in a 2-0 win at Middle Tennessee on May 18, 2007. It was the first complete-game shutout of any kind since Andrew Edwards in a 3-0 win vs. Louisiana-Lafayette on March 30, 2013.

Two of the most notable Hilltopper wins of the season were won by the left arm of Thurston. At No. 13 Southern Miss on April 7, he spun six innings of one-run ball with seven strikeouts on April 7 to defeat the Golden Eagles by a score of 7-1. Three weeks later, he pitched a season-high eight frames of one-run ball with nine punchouts on April 27 in the Hilltoppers' 6-1 victory over Louisiana Tech to push WKU's record to 20-21. Thurston was the only pitcher in C-USA to secure wins over both Southern Miss and Louisiana Tech.


But with a 20-21 overall record — and 10-9 C-USA mark — through 41 games, WKU went 1-10 down the stretch, including a pair of heartbreaking, 11-inning losses to Louisiana Tech and Florida Atlantic that would have put the Hilltoppers in the C-USA Tournament had the results gone the other way.

In 2019, WKU hopes those close calls — as well as one-run losses at No. 7 Kentucky, No. 15 Vanderbilt and Louisville — go the other way, as the Hilltoppers look to make a statement and take a step forward.



COACHES & STAFF





JOHN PAWLOWSKI

HEAD COACH - 4TH SEASON AT WKU

566-418 CAREER RECORD (17) | 61-100 AT WKU (3)

A 17-year head coaching veteran with 566 wins under his belt and 11 NCAA Tournament trips in his 25-year collegiate coaching career, John Pawlowski will be entering his fourth season on The Hill as WKU's head baseball coach in 2019 after being hired in the summer of 2015.

Pawlowski, who won over 60 percent of his games in 14 seasons as head coach at College of Charleston (2000-08) and Auburn (2009-13), has developed 83 MLB Draft selections (51 pitchers) during his 24-year coaching tenure at the collegiate level, won 566 games (566-418 overall) and appeared in 11 NCAA Regionals.

Things got off to a fast start during his WKU tenure as he lead the Hilltoppers to wins in seven of his first eight games in charge in 2016, which was the best start for the Tops since the 1985 campaign. By winning six of his first seven contests, he joined M.A. Leiper and Roy Manchester, who were dual head coaches in the 1913 season, as the only WKU coaches to achieve the feat.

The start was highlighted by the tournament victories in the Bulldog Invitational in Athens, Georgia, where the Hilltoppers racked up wins over Cincinnati, South Alabama and host Georgia. After the tournament, WKU received votes in the NCBWA poll which marked the first time WKU was ranked in any poll since May of the 2010 season.

A head coaching veteran and another branch off former Clemson head coach Jack Leggett's coaching tree, Pawlowski brings with him a pedigree that includes an eight-year professional baseball career and stops on both Leggett's and Pat Murphy's coaching staffs at perennial powers Clemson and Arizona State, respectively, before his nine-year run at the College of Charleston.

THE PAWLOWSKI FILE

PERSONAL

Born: September 6, 1963
Hometown: Johnson City, N.Y.
Family: Christine, Mary Louise and Jenny Caroline (daughters)

EDUCATION

Clemson: B.A. (Industrial Education - 1996)

PLAYING CAREER

College: Clemson (1983-85); Compiled a 21-12 record and a 3.89 ERA in 54 games; Made 30 career starts working 240.1 innings with eight complete games

Pro: Chicago White Sox Organization (1986-91); Major League stints from 1987-88); Baltimore Orioles Organization (1992); California Angels Organization (1992-93)

COACHING CAREER

1994-98: Clemson (Assistant Coach)
1999: Arizona State (Assistant/Recruiting Coach)
2000-08: College of Charleston (Head Coach)
2009-13: Auburn (Head Coach)
2014-15: San Diego State (Associate Head Coach)
2015-Present: WKU (Head Coach)

Pawlowski turned College of Charleston into a Southern Conference powerhouse during his nine seasons as the Cougars' skipper, which included six seasons with at least 36 wins, three NCAA Regional appearances along with a Super Regional appearance in 2006. The three-time SoCon Coach of the Year finished his tenure in

Charleston with a record of 338-192, including a 2004-07 window in which the Cougars established a SoCon record for most wins in a four-year span (180-67; .729).

In nine years at the College of Charleston, Pawlowski guided the Cougars to a 338-192 mark overall and a 170-86 (.663) record in Southern Conference play. He also helped develop his players into 42 all-conference honors, four academic All-America honors, three SoCon Pitchers of the Year and two SoCon Players of the Year accolades. Additionally, he had 17 all-America honors bestowed upon his players since 2001.

A three-time Southern Conference Coach of the Year (2004, 2005 & 2007), Pawlowski turned a regionally successful program at the College of Charleston into a nationally recognized program to be feared as the Cougars twice established school records for wins in a season and advanced into the NCAA Tournament for the first time in CofC history in 2004, an accomplishment that the Cougars repeated in 2005 and 2006. By the end of the 2006 season the College of Charleston was clearly on the map as it went to SEC Champion Kentucky's home field and went 3-0 to win the NCAA Regional and advance to the Atlanta Super Regional. The Cougars finished the year ranked as high as 12th nationally.

Pawlowski's run of success at Charleston can be aptly defined by his 180-67 (.729) record from 2004-07, which established school and conference records for most wins in a four-year span, which includes a 53-year history of the Southern Conference, and three straight trips to the NCAA Tournament along with two regular-season conference championships.

The 2006 season has been hailed as the finest in College of Charleston history as the team posted a 46-17 overall record and a 20-7 record in Southern Conference play, winning the school's first Southern Conference Tournament title to go along with the unprecedented success in the NCAA Tournament, but his success in 2004, establishing school records for overall (47) and conference (25) wins and 2005 when he topped both of those accomplishments (48-15 overall, 27-3 SoCon) speak to the foundation that he was able to build at the South Carolina school.

Pawlowski was named the head coach at Auburn in 2009 after his run of dominance at CofC, and he guided the Tigers to new heights in the nation's toughest league, the Southeastern Conference. Auburn won at least 31 games in four of Pawlowski's five seasons, which was highlighted by a 43-21 campaign in 2010 where the Tigers hosted a NCAA Regional. The Tigers won the SEC West in 2010, marking their first division title since 1995.

In five seasons at Auburn, the 14-year head-coaching veteran guided the team to a 167-127 (.568) record and took the program from six consecutive fifth or sixth-

place finishes in the Southeastern Conference's Western Division to a 2010 Division Championship, its first since 1995, and a 2010 NCAA Regional Host, winning 43 games during the remarkable and memorable 2010 campaign.

In addition, Pawlowski's ability to guide the team to four consecutive SEC Tournament appearances from 2010 through 2013 marked the first time Auburn had appeared in the conference tournament in consecutive seasons since it went for seven straight years from 1997-2003. It also moved Auburn into a rare category among SEC teams as it was one of only five Southeastern Conference programs to play in the conference tournament in each season from 2010-13 and one of just two from the SEC West.

Under Pawlowski's direction Auburn turned into a professional development factory as 25 players have been drafted out of Auburn over the past four seasons, the most in a four-year period in Auburn history. Thirteen of those draft picks had never before been selected and six went in the first 10 rounds. Auburn as a program has now had at least one player selected in 38 consecutive seasons, tied for the second-longest such streak in the SEC.

Auburn's 43 wins in 2010 were the seventh-most in school history and along came numerous accolades for the program, including the SEC Player of the Year (Hunter Morris), six All-SEC selections, four of which were on the First Team (Morris, Brian Fletcher, Trent Mumme and Kevin Patterson), and two All-America choices (Morris and Fletcher). At the conclusion of the 2010 season, Pawlowski's group saw a national-best and SEC and school record-tying 11 players get drafted, including nine in the first 18 rounds.

Much of Auburn success in 2010 was due to a rejuvenation of an Auburn lineup that set school records for batting average (.348), home runs (131) and slugging percentage (.591), with the latter two leading the nation. Auburn's 816 hits, 584 runs and its 9.1 runs per game also finished among the nation's top 10.

Over a year into the job as the head coach at Auburn, the hiring of Pawlowski in June of 2008 had already begun to pay dividends in 2009. With a roster full of talent but void of previous success at the collegiate level, Auburn's 31 wins in 2009 were the third most for an Auburn coach in his debut season on the Plains. The difference in 2009 was the pop in the lineup as Auburn hit 103 home runs a year after hitting just 58 with two-thirds of the starting lineup from 2008 back for 2009.

Pawlowski's five seasons at Auburn made him the longest-tenured coach at Auburn since Hal Baird's 16-year run and the fourth-longest tenured overall. In 2013 he became the third-most winningest coach in Auburn history in terms of wins.

His most recent stint before coming to The Hill, the former Chicago White Sox pitcher served as the associate head coach and pitching coach at San Diego State (2014-15), helping guide the Aztecs to consecutive NCAA Regional appearances while developing one of the finest pitching staffs in the Mountain West Conference.

When San Diego State hired Pawlowski in 2013, head coach Tony Gwynn stated, "John brings a wealth of experience with him to the position of pitching coach at San Diego State. We had a number of outstanding applicants and we feel John's the best fit for what we're trying to accomplish in our program. His experience as a pitcher at both the collegiate and Major League levels along with his time as a collegiate coach with nationally recognized programs makes him a valuable asset to our team."

Under Pawlowski's tutelage, the 2014 Aztec pitching staff boasted its lowest ERA (3.71) since 1995 while the 2015 San Diego State starting rotation sported an ERA of 3.38 with 266 strikeouts in 274.1 innings pitched. The Aztecs concluded the 2015 season with a record of 41-23, registering back-to-back 40-win seasons for the first time since 1990-91. Pitcher Bubba Derby was one of three Aztecs named to NCAA Regional All-Tournament Team. San Diego State won 42 games in 2014, the most since 2002 and the pitching staff ERA was 3.71, lowest since 1995.

Pawlowski spent five years as an assistant at Clemson (1994-98) under college baseball icon Jack Leggett. Pawlowski helped guide the Tigers to five-straight NCAA Regionals and back-to-back College World Series appearances in 1995 and 1996.

While an assistant at Clemson, Pawlowski's staff led the country in earned run average in 1996 with a staff that featured the No. 1 and No. 4 overall picks in that year's MLB Draft in Kris Benson and Billy Koch. In his five years at Clemson, the Tigers had 15 pitchers drafted and their recruiting classes ranked in the top 10 nationally each year.

As a player at Clemson from 1983-85, Pawlowski finished his Tiger career with a 21-12 pitching record and a 3.89 ERA over 54 games. He made 30 career starts working 240.1 innings with eight complete games, three shutouts and five saves.

Pawlowski was the sixth-round draft pick of the Chicago White Sox in 1985 and made his major league debut in September of 1987. After playing more than seven years for the Chicago White Sox (1986-91), California Angels (1991-92) and Baltimore Orioles (1992) organizations, Pawlowski returned to Clemson to begin his coaching career and complete his degree.

Pawlowski received his bachelor's degree in Industrial Education from Clemson University in May of 1996.

The Johnson City, N.Y. native graduated from Seton Catholic Central in Binghamton, N.Y. in 1982. He has been inducted into the Section IV NY State Hall of Fame (January 2000), Seton Catholic Central High School Hall of Fame (May 2005) and most recently the College of Charleston Hall of Fame (January 2016).

He completed his 16th marathon in the past 16 years in the December of 2016 in Kiawah Island, S.C.. Pawlowski has run a marathon in 11 different states.

HEAD COACHING CAREER RECORD

2000:	College of Charleston.....	28-28
2001:	College of Charleston.....	24-28
2002:	College of Charleston.....	36-22
2003:	College of Charleston.....	31-27
2004:	College of Charleston.....	47-16
2005:	College of Charleston.....	48-15
2006:	College of Charleston.....	46-17
2007:	College of Charleston.....	39-19
2008:	College of Charleston.....	39-20
2009:	Auburn.....	31-25
2010:	Auburn.....	43-21
2011:	Auburn.....	29-29
2012:	Auburn.....	31-28
2013:	Auburn.....	33-23
2016:	WKU.....	24-30
2017:	WKU.....	16-39
2018:	WKU.....	21-31
17 SEASONS	566-418 (.585)



2 ROB REINSTETLE

ASSISTANT COACH - OF/RECRUITING

4TH SEASON AT WKU | OHIO DOMINICAN ('99)

Rob Reinstetle, who served as an assistant under Pawlowski at College of Charleston, will take on recruiting duties and work with the outfielders in his fourth season on The Hill in 2019 after he reunited with Pawlowski in the summer of 2015.

In 12 seasons as a college assistant, Reinstetle has compiled a record of 423-284, helped guide his teams to six NCAA Regionals, a pair of Super Regionals and four conference championships. Seventy-eight players have been selected in the MLB Draft under Reinstetle, with 10 of those reaching the Major Leagues. He has also coached 23 All-American honorees.

Reinstetle oversaw a very talented hitting team during his first season on The Hill in 2016, which included one of the top duos in C-USA in Danny Hudzina and Kaleb Duckworth. The two were both named to the All-C-USA first team at the end of the year and both claimed All-American titles. Hudzina, who was the first Hilltopper to hit .400 for a season since 1997, was named to the ABCA All-American third team at the end of the year before being drafted in the 10th round of the 2016 MLB Draft by the St. Louis Cardinals. Duckworth finished the year with a .329 batting average and a team-high 36 RBI before being named to the 2016 CoSIDA Academic All-America third team.

Before coming to WKU, he served as the recruiting coordinator at Ole Miss from 2007-09, where he signed four Top 20 recruiting classes and aided the Rebels in two Super Regional appearances. Reinstetle resigned from Ole Miss following the 2009 season to work in the private business sector for his family owned business.

During his 2009 season at Ole Miss, the Rebels went 44-20 and won the SEC regular-season title on their way to hosting a NCAA Regional. Ole Miss defeated WKU in

THE REINSTETLE FILE

PERSONAL

Born: June 28, 1976

Hometown: Columbus, Ohio

Family: Christy (Wife), Cale (Son), Brittany and McKenzie (Step Daughters)

EDUCATION

Ohio Dominican: B.A. (Disciplinary Studies - 1999)

PLAYING CAREER

College: Ohio Dominican (1998-99)

COACHING CAREER

2000-01: Ohio Dominican (Assistant Coach)

2002: Cincinnati (Assistant Coach)

2003: Northwest Florida State College

2004-05: College of Charleston (Assistant Coach)

2006: South Alabama (Assistant/Recruiting)

2007-09: Ole Miss (Assistant/Recruiting)

2015-Present: WKU (Assistant Coach)

the Oxford Regional Championship Game to advance to the Super Regionals, where it eventually fell one-game shy of the College World Series at the hands of Virginia. The Rebels had five everyday starters finish the season with a batting average of .335 or higher and Reinstetle inked the nation's No. 12 recruiting class for the following season.

Reinstetle aided Ole Miss to a 39-26 record and another NCAA Regional appearance in 2008, where it finished runner-up in the Miami Regional. The Rebels hit .295 as a team with Reinstetle as the hitting coach, which was highlighted by Cody Overbeck's .356/.428/.621 season

at the plate. He signed the highest ranked recruiting class of his career that season as Baseball America ranked it as the nation's 11th best signing class.

In his first season with the Rebels, Reinstetle had Ole Miss among the tops in the SEC in batting and saw three batters hit .368 or better for the year. That trio included SEC Freshman of the Year and Freshman All-American Jordan Henry (.376), Freshman All-American Zach Miller (.368) and Detroit Tigers ninth-round draft pick Justin Henry (.381). Reinstetle closed a standout first season as recruiting coordinator by inking the nation's No. 14 signing class.

Reinstetle spent the 2006 season as the recruiting coordinator at South Alabama and signed the No. 47 recruiting class in the nation for the Jaguars that year. His offensive tutelage helped South Alabama set single-season school records in hits (707) and batting average (.326) in addition to a 39-21 record and a NCAA Regional appearance. During his lone season with the Jags, Reinstetle helped develop All-American slugger David Freese, who was the Sun Belt Conference Player of the Year and eventually drafted by the Padres in the ninth round of the MLB Draft. Three Jaguar hitters were selected in the 2006 MLB Draft, including Freese, who was named the 2011 World Series and NLCS MVP after leading the St. Louis Cardinals to a World Series victory.


Reinstetle was Pawlowski's hitting coach at CofC during the 2004-05 seasons and the Cougars won back-to-back Southern Conference Championships and advanced to consecutive NCAA Regionals in that span. The Cougars went 95-31 with Reinstetle on Pawlowski's staff in the 2004-05 seasons. In his two years at

Charleston, Reinstetle orchestrated the Southern Conference's top offensive team and helped spark the Cougars' emergence as a nationally premier team. The 2005 Cougars led the nation with a .355 team batting average and 179 doubles while the 2004 squad ranked second in the country with a .343 average. Charleston set single-season school records and paced the SoCon with 553 runs, 179 doubles and a .355 team batting average in 2005.

As a team in 2005, College of Charleston led the Southern Conference in five different offensive categories and finished the year ranked Top 25 in three national polls. During its 48-15 season in 2005, CofC set SoCon record for hit by pitches (122) and sacrifice bunts (94). The 2004 edition of the Cougars accomplished the rare feat of having five different players eclipse the 50-RBI plateau, another school-record accomplishment with Reinstetle as an assistant.

Prior to his stint at College of Charleston, Reinstetle coached at Okaloosa-Walton Community College. He aided the Raiders to a 43-13 record and a second-place finish in the Florida Regional Junior College Tournament. Under his guidance, OWCC led the state of Florida in batting average (.348) and doubles (138). Reinstetle spent the 2002 season as an assistant at Cincinnati after helping lead his alma mater, Ohio Dominican, to a NAIA College World Series appearance in 2001. He played baseball and earned his degree in disciplinary studies in 1999. Before beginning his coaching career at Ohio Dominican in 2001, Reinstetle served as an associate professional scout for the Los Angeles Dodgers.





19 BEN WOLGAMOT

ASSISTANT COACH - INFIELD/HITTING

1ST SEASON AT WKU | PURDUE ('10)

On August 23, 2018, WKU Baseball head coach John Pawlowski announced the hiring of assistant coach Ben Wolgamot to the Hilltopper staff. Wolgamot comes to The Hill from Valparaiso University, where he had been an assistant coach since 2013.

At Valpo, Wolgamot was the hitting coach and recruiting coordinator for the Crusaders. In his five years, he helped the program grow into a top-hitting club in the Horizon League, then helped in the team's transition to the Missouri Valley Conference last season.

In 2018, Valpo smacked 107 doubles and 41 homeruns - each the fifth-most in program history. The Crusaders reached 100-plus doubles for the third straight season after they had posted only one such year since 2001. The 41 homeruns were the most since 2002, while the team's .404 slugging percentage was its highest since 2010.

Outfielder Blake Billinger earned First Team All-MVC honors after slashing .323/.391/.523 with seven homeruns, 40 runs scored, 46 runs batted in and a program record-tying 23 doubles. Infielder Sam Shaikin drew 43 walks, which was the third-most ever by a Crusader. Overall, Valpo worked 248 base-on-balls, which was also the third-most by a team in program history.

In the 2018 MLB Draft, the Texas Rangers selected catcher Scott Kapers in the 17th round with the 507th overall pick. He became the third-highest selection in program history and first Crusader position player to be drafted since 2013. With Wolgamot's help in the batter's box, Kapers improved from a .196/.278/.257 hitter as a freshman to .263/.354/.383 as a junior.

THE WOLGAMOT FILE

PERSONAL

Born: February 26, 1987
Hometown: Danville, Ill.
Family: Maggie (Wife), Beckett (Daughter)

EDUCATION

Purdue: B.A. (Health and Fitness - 2010)

PLAYING CAREER

College: Purdue (2008-09); All-Big Ten First Team honors in 2008; Danville Area CC (2006-07)

COACHING CAREER

2010: Danville Area CC (Assistant Coach)
2011: Wabash College (Assistant Coach)
2012-13: Eastern Illinois (Assistant/Recruiting)
2013-18: Valparaiso (Assistant/Hitting/Recruiting)
2018-Present: WKU (Assistant Coach)

In 2017, Valpo led the Horizon League in doubles (100) and fewest strikeouts per game (6.2). Outfielder James Stea - who slashed .290/.420/.475 with eight homeruns, nine doubles, 21 stolen bases, 44 runs scored, 32 runs batted in and 23 times hit by pitch - was named First Team All-Horizon League.

With a .971 fielding percentage in 2017 followed by a .973 mark in 2018, Valpo set a program record in back-to-back seasons.

In 2016, Valpo saw five of its hitters accrue All-Horizon League recognition following a slugfest season. Overall, the offense led the conference in batting average (.288), hits per game (10.1), doubles (109)

and fewest strikeouts per game (5.9). The team's 586 hits, 377 runs scored, 339 runs batted in, 109 doubles and 809 total bases all represented top-five marks in Crusaders history.

First Team honorees Nolan Lodden (.356/.451/.472 slash line with 83 hits and 57 runs scored) and Shea Molitor (.309/.412/.438 slash line with 53 runs batted in) moved into the single-season top-five lists for those respective hitting statistics, while Daniel Delaney also earned a spot on the team. Meanwhile, Josh Clark and Nate Palace rounded out the Valpo bats with Second Team honors.

In 2015, Valpo improved its team slash line from .237/.324/.301 in the previous year to .275/.377/.368 with Wolgamot being named hitting coach prior to the season. Overall, the Crusaders improved in 15-of-18 offensive categories, including a school-record 260 walks drawn. First Team All-Horizon League shortstop Spencer Mahoney slashed .326/.441/.442 and worked 44 base-on-balls, the second-most ever by a Crusader.

Before his hiring at Valpo, Wolgamot was an assistant coach and recruiting coordinator at Eastern Illinois University for the 2012 and 2013 seasons. In 2012, the Panthers ranked 12th in the country with 50 homeruns in 58 games and made a run to the Ohio Valley Conference Tournament Championship game, before falling to Austin Peay in the finals.

Wolgamot's first coaching stint was in 2011 at Wabash College, where he helped lead the Little Giants to an NCAC Championship and the first NJCAA Regional

berth in school history. At Wabash College that season was NCAC Player of the Year, first baseman John Holm, who also earned NCAC Tournament MVP, First Team All-Mideast Region and Honorable Mention All-American honors.

Wolgamot earned a bachelor's degree in Health and Fitness from Purdue University in 2010 after starring for the Boilermakers as a junior college transfer from Danville Area Community College.

In his junior season of 2008, Wolgamot slashed .368/.479/.458 in 50 games and earned a spot on the All-Big Ten First Team. In conference play, he posted an otherworldly .426/.538/.521 slash line as Purdue went 21-10 in league action. Overall, the Boilermakers went 30-15 when Wolgamot started and 2-11 otherwise. In 187 fielding changes, he put up a .973 success rate and helped turn 24 double plays.

Originally from Danville, Ill., Wolgamot graduated from Danville High School in 2005 and went to play at DACC for two seasons. With the Jaguars, he was a back-to-back All-Region honoree and team MVP. As a sophomore, he hit .400 with 68 knocks, 60 runs scored, 35 walks and 27 stolen bases. At second base, he posted a .984 fielding percentage in 185 chances, earning Easton Defensive Player of the Year honors and a Rawlings Gold Glove.

Ben and his wife, Maggie, have a two-year-old daughter, Beckett. Maggie ran track and cross country at Purdue.





45 TOMMY WINTERSTEIN

VOLUNTEER COACH AND CAMP DIRECTOR

3RD SEASON AT WKU | CHARLESTON SOUTHERN ('16)

Tommy Winterstein came to Bowling Green in January of 2016 after serving as the Director of Player Development at his alma mater Charleston Southern. He assists the coaching staff, primarily with

pitchers and catchers, while coordinating Hilltopper alumni relations, community service initiatives and all camps and clinics.

With the Buccaneers, he worked mainly with hitters and

infielders; provided video analysis to the coaching staff and hitters; served as high school prospect camp director; assisted with recruits while they were on campus; assisted with the annual golf tournament fundraiser as well as other program fundraising projects; participated in student-athlete success sessions; and oversaw game day field preparations.

Winterstein became a Student Assistant Coach for Charleston Southern for the 2016 season where he worked primarily with pitchers and was responsible for managing the bullpen during games. He earned his bachelor's degree in Business Administration later that spring.

CONNER BOYD

STUDENT ASSISTANT COACH - 1ST SEASON

WKU President's List (Spring 2017)

WKU Dean's List (Fall 2017, Spring 2018)

2017 (Junior): Led WKU and ranked seventh in Conference USA with 27 total appearances ... Did not allow a hit or walk through his first 7 appearances, facing 15 batters and retiring all but 1 (reached on an error), while stranding 14-of-14 inherited runners ... Overall, faced a team-high 48 inherited runners and stranded 32 of them ... Earned a victory March 7 vs. Belmont, pitching 1.1 scoreless innings with a pair of strikeouts, setting the table for a Grayson Ivey pinch-hit walk-off double in the bottom of the ninth ... Struck out a career-high 4 batters vs. Charlotte on April 15 and at Austin Peay on April 25 ... Pitched 2-plus innings in 8 of his last 18 appearances.

At Motlow State CC: Made 11 appearances (including 2 starts) for the Bucks, with 19 strikeouts in 24.2 innings pitched ... Posted scoreless outings in 7-of-11 appearances ... In his best

start, Boyd pitched 7 innings against Volunteer State with 5 strikeouts and only 1 run allowed on 6 hits.

Personal Info: Born July 3, 1995 in Smyrna, Tenn. ... Son of Carl and Karen Boyd ... Studying Sport Management at WKU ...

Favorite athlete is Sonny Gray because he also went to Smyrna High School ... Chose WKU because he knew he wanted to play here after attending camps and a tournament at Nick Denes Field ... Plans to find a job in sports to try and stay involved with baseball in hopes of coaching the sport after his playing days are over ... His family had the biggest influence on his athletic career because they all played sports so he grew up in that environment.



GENERAL

HILLTOPPERS

2018 REVIEW

HISTORY

UNIVERSITY

OPPONENTS

GASTON GLASSCOCK

DIRECTOR OF OPERATIONS - 4TH SEASON

Head coach John Pawlowski completed his staff on June 27, 2016 by naming WKU alum Gaston Glasscock as Director of Operations. He handles the bulk of WKU's day-to-day operational duties and manages the Hilltoppers traveling details.

"Gaston is very familiar with the program and has a strong work ethic that will help us continue to move the program forward," said Pawlowski. "He is a tremendous worker and our student athletes will benefit from being around him. I'm very fortunate to round out our staff with a blue-collar worker who already has plenty invested in WKU Baseball."

Glasscock, a Hardinsburg, Ky., native and older brother of former WKU pitcher Tate Glasscock, was a student manager for the program during the 2013-14 seasons before tackling a more hands-on role with the Hilltoppers in 2015. Glasscock teams with Winterstein to handle WKU's field and clubhouse maintenance, organize youth camps and tournaments.



DUANE HALL

STRENGTH AND CONDITIONING - 24TH SEASON

Duane Hall is in his ninth year as WKU's Director of Strength and Conditioning and his 19th season as the head baseball strength and conditioning coach.

Hall has been a member of WKU's strength and conditioning staff

for over 20 years, and during his time on The Hill he has worked with every sport at one time or another.

Hall currently oversees a staff of strength and conditioning coaches that works with WKU's 16 varsity sports. Hall has helped coach 28 WKU teams that have won conference championships, most recently the 2014 women's outdoor track and field squad that took home the Sun Belt Conference title.

Hall earned his degree in physical education from WKU in 1996, and he finished his Master's degree at WKU in 2006. Hall is certified through the National Strength and Conditioning Association as a Certified Strength and Conditioning Specialist (CSCS).

DUSTIN WILSON

ASSOCIATE ATHLETIC TRAINER - 13TH SEASON

Dustin Wilson joined the WKU Athletic Training staff in August 2006. Wilson's primary responsibilities include providing medical coverage for WKU Baseball while coordinating record keeping and technology for the athletic training department. Wilson enters his 11th season working with WKU Baseball and he previously worked with WKU Softball (2007-08) and Soccer (2006-07).

Prior to his career on The Hill, Wilson served as the head certified Athletic Trainer at Union (KY) College from 2004-06, and as an assistant from 2002-04. Wilson graduated in May of 2000 with a Bachelor of Science degree in Athletic Training from Eureka

(IL) College, and went on to earn a Master of Science degree in Kinesiology and Recreation with an emphasis in Exercise Physiology and Biomechanics from Illinois State University in May of 2002. In addition to his certification as an Athletic Trainer, Wilson also earned the credential of Certified Strength and Conditioning Specialist from the National Strength and Conditioning Association in 2002.





THE HILLTOPPERS



NUMERICAL ROSTER

NO.	NAME	POS.	HT.	WT.	CL.	B/T	HOMETOWN / HS or PREVIOUS SCHOOL
1	Joey Schwartz	INF	6-0	200	Jr.	R/R	Smithsburg, Md. / Harford CC (Md.)
3	Jack Lambert	LHP	6-1	165	Jr.	L/L	St. Charles, Ill. / Parkland College (Ill.)
4	Hunter Evans	C	6-2	195	Fr.	R/R	Bowling Green, Ky. / South Warren HS
5	Dillon Nelson	OF	6-2	190	r-Jr.	L/R	Omaha, Neb. / Indian Hills CC (Iowa)
6	Jackson Swiney	OF	6-2	215	Fr.	L/R	St. Louis, Mo. / Parkway West HS
7	Nick Brunson	INF	5-11	185	Sr.	R/R	Champaign, Ill. / Kaskaskia College (Ill.)
9	Jack Wilson	INF	6-1	215	Jr.	L/R	Elizabethtown, Ky. / John A. Logan College (Ill.)
10	Davis Sims	INF	6-4	230	g-Jr.	R/R	Paducah, Ky. / Murray State
11	Maddex Richardson	RHP	6-2	210	So.	R/R	Owensboro, Ky. / Owensboro Catholic HS
12	Collin Hopkins	C	6-0	190	Jr.	R/R	Nashville, Tenn. / Volunteer State CC (Tenn.)
13	Ray Zuberer III	OF	6-0	175	Jr.	L/R	Owensboro, Ky. / Owensboro Catholic HS
15	Michael Darrell-Hicks [^]	RHP	6-5	230	Jr.	R/R	Bowling Green, Ky. / South Warren HS
16	Bailey Sutton	RHP	6-2	170	r-So.	R/R	Louisville, Ky. / Eastern HS
17	Sam McElreath	INF	6-1	200	r-Jr.	L/R	Brenham, Texas / Blinn College (Texas)
18	Colby Taylor	RHP	6-1	210	Sr.	R/R	Fayetteville, Ga. / Georgia Highlands College
20	Collin Lollar	RHP	6-1	185	r-So.	R/R	Columbus, Ind. / Wabash Valley College (Ill.)
21	Jake Sanford	1B/OF	6-2	215	Jr.	L/R	Dartmouth, Nova Scotia / McCook CC (Neb.)
23	Reece Calvert	RHP	6-5	215	r-Sr.	R/R	Plano, Texas / Ohio State
24	Kevin Lambert	INF	6-2	185	Jr.	R/R	Tampa, Fla. / East Lake HS
25	Matt Phipps	C	6-2	205	Jr.	R/R	Plantation, Fla. / Allen CC (Kan.)
26	Joe Filosa	RHP	6-3	210	g-Sr.	R/R	Fort Wayne, Ind. / Ohio Dominican
28	Aidan Elias	OF	6-1	185	r-Fr.	R/R	Lexington, Ky. / Sayre HS
29	Dalton Shoemake	LHP	6-1	200	So.	L/L	Glasgow, Ky. / Wabash Valley College (Ill.)
30	Jared Wilson	RHP	6-5	250	r-Jr.	R/R	Louisville, Ky. / Lincoln Trail College (Ill.)
31	Evan Snyder [^]	RHP	6-3	225	Jr.	R/R	Ottawa, Ill. / Parkland College (Ill.)
32	Richard Constantine	1B/C	6-3	235	Jr.	R/R	Huntsville, Ala. / Volunteer State CC (Tenn.)
33	Reese Brewer	RHP	6-5	205	Jr.	R/R	Arlington, Tenn. / Walters State CC (Tenn.)
34	Jeff Ciocco	RHP	6-4	230	Jr.	R/R	Blue Anchor, N.J. / Neumann-Goretti Catholic HS
35	Thomas Cessna	RHP	6-2	210	Jr.	R/R	Sacramento, Ky. / Lincoln Trail College (Ill.)
37	Kenny LaPierre	RHP	6-1	205	Jr.	R/R	San Diego, Calif. / Palomar College (Calif.)
38	Cody Hartness	UTIL	6-3	235	r-Fr.	L/R	Limestone, Tenn. / Greeneville HS
39	Hunter Crosby	RHP	6-4	190	Fr.	R/R	Dickson, Tenn. / Dickson County HS
40	Eli Thurman	OF	6-0	160	Fr.	L/R	Bowling Green, Ky. / Bowling Green HS
42	Drew Strohm	LHP	6-5	205	Fr.	L/L	St. Louis, Mo. / Fort Zumwalt West HS
43	Cameron Stiglich	RHP	6-2	230	Fr.	R/R	Lexington, Ky. / Sayre HS
44	Jacob Green	RHP	6-3	205	Sr.	R/R	Russellville, Ala. / Shelton State CC (Ala.)
49	Troy Newell	LHP	6-5	200	Sr.	L/L	St. Peters, Mo. / Jefferson College (Mo.)
55	Eric Crawford	RHP	6-2	230	Jr.	R/R	Bradenton, Fla. / Florida SC (Jacksonville)

COACHING STAFF

NO.	NAME	POSITION	YEAR	ALMA MATER
8	John Pawlowski	Head Coach	4th	Clemson ('96)
2	Rob Reinstetle	Assistant Coach - Recruiting Coordinator	4th	Ohio Dominican ('99)
19	Ben Wolgamot	Assistant Coach - Hitting	1st	Purdue ('10)
45	Tommy Winterstein	Volunteer Assistant Coach - Camp Director	3rd	Charleston Southern ('16)
	Conner Boyd	Student Assistant Coach	1st	WKU ('18)

ROSTER BREAKDOWN BY STATE (H/P)

Kentucky.....	13 (6/7)
Tennessee.....	4 (2/2)
Florida.....	3 (2/1)
Illinois.....	3 (1/2)
Missouri.....	3 (1/2)
Alabama.....	2 (1/1)
Indiana.....	2 (0/2)
Texas.....	2 (1/1)
CA*/CA/GA/MD/NE/NJ.....	1 (3/3)

[^] denotes player will miss 2019 season due to injury

ROSTER BREAKDOWN BY CLASS (H/P)

Freshmen.....	8 (5/3)
Sophomores.....	4 (0/4)
Juniors.....	20 (11/9)
Seniors.....	6 (1/5)

BREAKDOWN BY HANDEDNESS

HITTERS	PITCHERS
Right.....9	Right.....17
Left.....8	Left.....4



5

DILLON NELSON

R-JUNIOR - OUTFIELDER - 6-2 - 190 - L/R

OMAHA, NEB. | INDIAN HILLS CC (IOWA)

C-USA Hitter of the Week (Feb. 26, 2018)

2018 (Junior): Started the first 11 games for WKU in right field before injuries that forced Nelson to miss all but 2 contests the remainder of the season ... During the week of Feb. 19-25, slashed .500/.636/.857 in five games to become the first Hilltopper Conference USA Hitter of the Week since Steven Kraft on April 29, 2016 ... That week, he led the Hilltoppers to their first four-game win streak since April 2016 and the team's first doubleheader sweep since April 2015, a span of 11 doubleheaders ... In a 1-0 WKU victory over Northern Illinois on Feb. 23, Nelson broke up a no-hitter with a double in the sixth inning, then blasted a solo homerun on a 3-2 pitch with two out in the bottom of the eighth for the lone run of the ballgame.

At Indian Hills CC: During his 2 seasons with the Falcons, Nelson played 108 total games and slashed .355/.433/.540 ... He amassed 138 hits, 99 runs and 90 runs batted in ... Of his 138 hits, 42 went for extra bases (25 doubles, 4 triples and 13 homeruns), which contributed to his 210 total bases ... He added 20 stolen bases - while only being caught 5 times - with 47 walks and 10 times hit by pitch, compared to 44 strikeouts ... In 2017, he earned First Team All-District honors with a


.367/.433/.619 slash line, leading Indian Hills to a 41-20 record and a Region 11 title, as the offense produced 7.4 runs per game ... Had a career day at Eastern Oklahoma SC with 4 hits - 2 doubles and 2 homeruns - with 3 RBI on March 5, 2017 ... Named to the All-Region 11 and All-Academic First Teams in both seasons ... Played in the same outfield as Jacob Rhinesmith for 2 years.

At Millard North HS: Lettered 3 years in basketball and 2 years on the diamond ... Earned Omaha World-Herald Honorable Mention honors 3 times for basketball and 2 times for baseball.

Personal Info: Born March 9, 1997 in Omaha, Neb. ... Son of Dave and Lori Nelson ... Has an older brother, Derek, older sisters, Hannah and Haleigh, and a younger brother, Dalton ... Studying Sport Management at WKU ... Biggest thrill in sports is seeing hard work pay off ... Favorite athlete is Russell Westbrook because of his personality and the way he plays ... Chose WKU because he loved the facilities and campus, and it felt like a great fit ... Plans to pursue a career in sport management or marketing after his playing days are over ... His mother had the biggest influence on his athletic career because she supported Nelson through everything ... Enjoys listening to music and watching sports.

NELSON'S CAREER STATISTICS

Year	avg.	gp-gs	ab	r	h	2b	3b	hr	rbi	tb	slg%	bb	hp	so	gdp	ob%	sf	sh	sb-att	po	a	e	fld%
2018	.217	16-13	46	5	10	2	0	1	3	15	.326	6	5	8	0	.362	1	0	1-2	24	0	0	1.00
Totals	.217	16-13	46	5	10	2	0	1	3	15	.326	6	5	8	0	.362	1	0	1-2	24	0	0	1.00



7 NICK BRUNSON

SENIOR - INFILDER - 5-11 - 185 - R/R

CHAMPAIGN, ILL. | KASKASKIA COLLEGE (ILL.)

2018 (Junior): Started 25 games at third base in his first season on The Hill, including the final 23 ... Posted an 11.7% walk rate (11 walks in 94 plate appearances) and 7 of his 14 hits were for extra bases ... Ranked fifth on WKU with a .237/.324/.407 slash line in Conference USA play and tied for second with 7 extra-base hits in league games ... Became the 11th different Hilltopper to hit a homerun in 2018 with his solo shot at Charlotte on May 6 ... Posted 3 multi-hit, 3 multi-run and 4 multi-walk games ... Drove in a career-high 2 runs with a 2-out triple in the second inning on April 21 at UAB.

At Kaskaskia College: During his 2 seasons with the Blue Devils, Brunson played 62 total games and slashed .283/.395/.400 ... He amassed 58 hits, 58 runs and 29 runs batted in ... Of his 58 hits, 16 went for extra bases (12 doubles and 4 homeruns), which contributed to his 82 total bases ... He added 5 stolen bases - while never being caught - with 36 walks and 7 times hit by pitch, compared to 41 strikeouts ... In 2017, he earned Region 24 Defensive Player of the Year honors.

At Champaign Central HS: Lettered all 4 years and was a Big 12 Scholar-Athlete award recipient ... Earned First Team Big 12 All-Conference honors as a junior and senior ... Named to the All-Area Team by The News Gazette.

Personal Info: Born May 1, 1997 in St. Louis, Mo. ... Son of Phil and Christina Brunson ... His father was a swimmer at Miami University ... Has a younger brother, Noah, and sister, Emma ... Studying Marketing at WKU ... Favorite athlete is Derek Jeter because he was a winner and did everything the right way ... Biggest thrill in sports was winning back-to-back conference championships in high school ... Chose WKU because of the facilities, coaching staff and being able to compete in Conference USA ... His father and personal trainer, Joe Yager, had the biggest influence on Brunson's athletic career because they always pushed and motivated him to get better ... Hobbies include fishing and watching movies.

BRUNSON'S CAREER STATISTICS

Year	avg.	gp-gs	ab	r	h	2b	3b	hr	rbi	tb	slg%	bb	hp	so	gdp	ob%	sf	sh	sb-att	po	a	e	fld%
2018	.182	38-25	77	13	14	5	1	1	5	24	.312	11	2	18	1	.297	1	3	0-0	15	37	5	.912
Totals	.182	38-25	77	13	14	5	1	1	5	24	.312	11	2	18	1	.297	1	3	0-0	15	37	5	.912



11 MADDEX RICHARDSON

SOPH. - RIGHTY PITCHER - 6-2 - 210
OWENSBORO, KY. | OWENSBORO CATHOLIC HS


2018 (Freshman): Was 1-of-7 Hilltoppers with 18-plus appearances out of the bullpen, 11 of which were scoreless outings ... Led Conference USA with 6.2 scoreless frames in league play without allowing a run, with 8 strikeouts and only 6 hits allowed over 6 appearances ... Recorded 4 holds and stranded 13-of-21 inherited runners ... Earned a victory March 6 at Belmont, pitching 2.1 scoreless innings with a career-high 4 strikeouts and 39 pitches ... Matched those 4 strikeouts March 30 vs UTSA, with a career-high 2.2 scoreless frames ... Also pitched 2.2 innings April 24 at Louisville to go along with 2 strikeouts, but was issued the loss in the 5-4 game despite allowing only 1 run ... Struck out the side May 4 at Charlotte on 15 pitches while allowing only 1 hit.

At Owensboro Catholic HS: Lettered all 4 years in baseball and football for the Aces ... Pitched 64.1 innings as a senior with a 2.10 ERA and 128 strikeouts, which led the state until the team was knocked out in postseason play ... Threw 3 no-hitters as a senior and earned First Team All-State distinction ... Pitched 68.1 innings as a junior with a 2.64 ERA and 95 strikeouts ... Earned All-District honors 3 years in a row.

Personal Info: Born April 20, 1999 in Owensboro, Ky. ... Son of Grey and Denise Richardson ... His father played baseball at Wabash College ... His brother (Mason) plays baseball at the University of Louisville, while his sister (Mallory) played softball at Murray State University ... Studying Finance at WKU ... Favorite athlete is Derek Jeter because he was a great competitor ... Chose WKU because the Hilltoppers are on the rise, it is close to home and he loves the campus and facilities ... His favorite WKU player growing up was Wade Gaynor because he is from the area where Richardson grew up ... Plans to become a mortgage loan officer after his playing days are over.

RICHARDSON'S CAREER STATISTICS

Year	ERA	W-L	App	GS	CG	SHO	SV	IP	H	R	ER	BB	SO	2B	3B	HR	b/avg	wp	hp	bk	sfa	sha
2018	4.58	1-1	18	0	0	0/0	0	19.2	22	10	10	14	22	4	0	3	.301	7	0	0	4	2
Totals	4.58	1-1	18	0	0	0/0	0	19.2	22	10	10	14	22	4	0	3	.301	7	0	0	4	2



13 RAY ZUBERER III

JUNIOR - OUTFIELDER - 6-0 - 175 - L/R

OWENSBORO, KY. | OWENSBORO CATHOLIC HS

Pronounced: ZOO-burr-urr

2018 (Sophomore): Ranked third on the Hilltoppers with a .315/.401/.430 slash line in 44 starts, 36 of them coming at designated hitter ... Also started 4 games at third base and 4 games in left field ... Tied for the WKU lead with 3 triples, tied for second with 24 walks and tied for third with 3 homeruns ... Ranked fifth among Hilltopper hitters with 12 multi-hit, 7 multi-RBI and 5 multi-run games ... Had a career-high 4 hits and 7 total bases on March 6 at Belmont, going 4-for-5 with a solo homerun and 3 runs scored, which was also a career-high ... Also scored 3 times later in the season at Eastern Kentucky on March 27 and UAB on April 21 ... Drove in a career-high 3 runs on 3 occasions, vs. Bowling Green on March 9, vs. Middle Tennessee on March 18 and at UAB on April 20 ... Had 6 multi-walk games, including a career-high 3 vs. Middle Tennessee on March 16 ... Posted a career-long 9-game hit streak from March 6-21, also reached base in the 4 games prior for a career-best 13-game on-base streak.

2017 (Freshman): Zuberer joined fellow freshman Kevin Lambert as rookies to start in the WKU infield on Opening Day ... Started the first 8 games of the season at second base, slashing .250/.348/.400 with a solo homerun Feb. 18 vs. Valparaiso ... His long ball was 1-of-3 on the day for the Hilltoppers, and the first for a true freshman since a Kaleb Duckworth solo shot vs. UAB on March 28, 2015 ... Saw time as a reserve for the final 3 months of the season, at second and third base.

At Owensboro Catholic HS: Was a 3-sport star, lettering in baseball, basketball and football ... Hit .480 on the diamond, amassed over 1,000 points and rebounds on the court, and threw 110 touchdown passes on the gridiron ... Was a co-recipient of the 2016 Wallace "Wah Wah" Jones Award for best multi-sport athlete in the state ... Was All-State Second Team in baseball as a junior and senior, while earning All-State Third Team honors as a freshman and sophomore ... Was All-State First Team in Football senior and All-State Second Team as a junior ... Was the Aces' starting quarterback for 2 seasons and was the runner-up for Mr. Football in the state of Kentucky as a senior.

ZUBERER'S CAREER STATISTICS

Year	avg.	gp-gs	ab	r	h	2b	3b	hr	rbi	tb	slg%	bb	hp	so	gdp	ob%	sf	sh	sb-att	po	a	e	fld%
2017	.240	15-8	25	3	6	0	0	1	1	9	.360	3	0	6	1	.321	0	0	1-1	13	17	4	.882
2018	.315	48-44	165	30	52	4	3	3	22	71	.430	24	1	34	4	.401	2	1	6-8	11	7	2	.900
Totals	.305	63-52	190	33	58	4	3	4	23	80	.421	27	1	40	5	.391	2	1	7-9	24	24	6	.889



15 MICHAEL DARRELL-HICKS

JUNIOR - RIGHTY PITCHER - 6-5 - 230
BOWLING GREEN, KY. | SOUTH WARREN HS

Will miss the 2019 season due to injury.

2018 (Sophomore): Led WKU with a 12.9 K/9 rate (31 strikeouts in 21.1 innings), ranking fifth on the pitching staff with 20 appearances ... Hicks was 1-of-2 Hilltoppers to not allow a homerun ... Started out the season with 10 strikeouts in 5.1 scoreless innings in his first 4 appearances, earning a win on Feb. 20 vs. Belmont ... Overall, had multi-strikeout performances in 11-of-20 outings and scoreless appearances in 14-of-20 ... In Conference USA action, posted a 2.16 ERA across 8 games with 12 strikeouts in 8.1 innings pitched ... Did not allow an extra-base hit against league competition and held C-USA hitters to a .219 batting average.

2017 (Freshman): Hicks was one of the promising young arms on the mound for the Hilltoppers, making 3 starts and 17 appearances out of the bullpen ... After throwing 3.1 innings vs. Jacksonville State on Feb. 26 with zero earned runs and a career-high 3 strikeouts, earned back-to-back Sunday starts in the next 2 weekends ... Pitched 7.1 innings in those 2 outings combined, giving up 4 runs vs. Ohio (March 5) and Illinois State (March 12) ... Had multiple strikeouts in 5-of-8 relief appearances from March 19-April 19

... Capped the year with scoreless appearances in 3 of his last 4 games.

At South Warren HS: Struck out 92 hitters in 82.2 innings, going 9-4 with a 1.44 ERA for the Spartans as a senior ... Earned All-State Second Team, All-Region and All-District honors ... Was a 4-year letter winner on the diamond, as well as a 2-year letter winner on the basketball court.

Personal Info: Born November 13, 1997 in Parkersburg, W.Va. ... Son of Rose Frank and Bart Darrell ... His father is the 34th President of Kentucky Wesleyan College ... His mother played basketball at Marshall University, while his brother (Matt Taitt) was a thrower on the WKU track and field team ... Studying Sport Management at WKU ... Favorite athlete is Kobe Bryant because he was a great competitor ... Chose WKU because it is in his hometown, while having a great program (coaches and facilities) and atmosphere ... Plans to be an athletic director or coach baseball after his playing days are over ... His mother and brother had the biggest influence on his athletic career because they pushed and supported him ... Favorite WKU player growing up was Courtney Lee.

DARRELL-HICKS' CAREER STATISTICS

Year	ERA	W-L	App	GS	CG	SHO	SV	IP	H	R	ER	BB	SO	2B	3B	HR	b/avg	wp	hp	bk	sfa	sha
2017	7.02	0-2	20	3	0	0/0	0	33.1	50	31	26	22	17	15	0	2	.357	6	1	1	1	3
2018	3.74	1-0	20	1	0	0/0	0	21.2	28	9	9	12	31	6	0	0	.304	8	4	1	1	0
Totals	5.73	1-2	40	4	0	0/0	0	55.0	78	40	35	34	48	21	0	2	.336	14	5	2	2	3



16 BAILEY SUTTON

R-SOPH. - RIGHTY PITCHER - 6-2 - 170

LOUISVILLE, KY. | EASTERN HS

WKU Dean's List (Spring 2017, Fall 2017, Spring 2018)

2018 (Sophomore): Missed the season and redshirted while recovering from injury.


2017 (Freshman): Sutton was one of the promising young arms on the mound for the Hilltoppers, making 1 start and 16 appearances out of the bullpen ... Pitched 2-plus innings in 7 of those appearances and 3-plus strikeouts in 7 as well ... Did not allow a run in his first 3 outings, combining for 3 scoreless frames with 3 punchouts ... Earned victories on Opening Day vs. Valparaiso and May 2 vs. Eastern Kentucky, finishing with a 2-1 record on the year ... Best outing came April 29 at Louisiana Tech, pitching 3 scoreless frames against the Bulldogs with 3 strikeouts ... Overall, faced 15 inherited runners and stranded 12 of them ... Was 1-of-2 WKU pitchers who threw 10-plus innings and did not allow a homerun.

At Eastern HS: Registered a 2.00 ERA on the mound and hit .350 at the plate for the Eagles, earning 2 varsity baseball letters ... Earned the team MVP, Offensive, Gold Glove and Two-Out Production awards ... Helped lead his teams to Perfect Game Super25 Ohio Valley Regional and St. Louis Games Invitational titles ... Named to the 18U and 17U WWBA National Championship All-Tournament Teams.

Personal Info: Born August 4, 1997 in Louisville, Ky. ... Son of Doug and Lynn Sutton ... His father played baseball at the University of Kentucky and was selected in the seventh round of the 1988 MLB Draft by the Minnesota Twins ... Studying Business at WKU ... Favorite athletes are Derek Jeter and LeBron James ... Chose WKU because of the great program (coaches and facilities) school and campus ... Plans to pursue a career in business after his playing days are over ... Sutton's father had the biggest influence on his athletic career because he taught him the game he loves and got him to where he is today.

SUTTON'S CAREER STATISTICS

Year	ERA	W-L	App	GS	CG	SHO	SV	IP	H	R	ER	BB	SO	2B	3B	HR	b/avg	wp	hp	bk	sfa	sha
2017	7.84	1-2	17	1	0	0/0	0	31.0	46	35	27	27	30	13	0	0	.343	5	6	0	1	1
2018	— MISSED SEASON DUE TO INJURY —																					
Totals	7.84	1-2	17	1	0	0/0	0	31.0	46	35	27	27	30	13	0	0	.343	5	6	0	1	1



17 SAM McELREATH

R-JUNIOR - INFILDER - 6-1 - 200 - L/R
BRENHAM, TEXAS | BLINN COLLEGE (TEXAS)

Pronounced: MACK-ull-wreath

WKU President's List (Fall 2017)

2018 (Junior): Started 9 consecutive games for WKU at third base before a hand injury that forced McElreath to miss the remainder of the season ... Reached base in each of his starts, as he carries a team-high 9-game on-base streak into the 2019 campaign ... Produced 3 multi-hit games, including a career-high 6 total bases vs. West Virginia on March 3 with a double and his first-career homerun ... Was hit by pitch in 17.6 percent of his plate appearances (6-of-34), including his final one vs. West Virginia on March 4, in which he was injured.

At Blinn College: As a sophomore with the Buccaneers, McElreath slashed .354/.455/.532 in 52 games ... He had 56 hits, 30 runs and 37 runs batted in ... Of his 56 hits, 18 went for extra bases (13 doubles and 5 homeruns), which contributed to his 84 total bases ... Added 17 walks and 13 times hit by pitch, compared to 29 strikeouts ... Earned First Team All-Region 14 honors and was named the team's Leroy Dryer Most Valuable Player ... Was on the Dean's and President's Lists both of his years in Brenham.

At Brenham HS: Lettered all 4 years, batting .333 as a sophomore, .412 as a junior with 5 homeruns and .445 as a senior with 2 homeruns ... Earned All-Houston 5A and All-District 18-5A in 3 seasons, while being named All-State THSBCA/TSWA and All-Brazos Valley in his final 2 years ... Named Academic All-State as a senior and was a National Honor Society member.

Personal Info: Born July 7, 1997 in Thousand Oaks, Calif. ... Son of Lance and Hamet McElreath ... His father played baseball at the University of Mary Hardin-Baylor, then coached at Tarleton State University and Blinn College ... Has a twin brother, Will, who is an aerospace engineer at Texas A&M University ... Studying Marketing at WKU ... Biggest thrill in baseball is getting to know different people and build relationships ... Favorite athlete is Justin Turner because he represents redheads very well, and is an excellent player and person off the field ... Chose WKU because of the coaching staff and the program trending upwards, as well as the positive experience both in the classroom and on the field ... His father had the biggest influence on his athletic career because he was a college coach and taught McElreath how to play and respect the game, as well as his work ethic ... Enjoys ping pong and golf.

McELREATH'S CAREER STATISTICS

Year	avg.	gp-gs	ab	r	h	2b	3b	hr	rbi	tb	slg%	bb	hp	so	gdp	ob%	sf	sh	sb-att	po	a	e	fld%
2018	.360	9-9	25	1	9	1	9	1	4	13	.520	1	6	3	1	.485	1	1	0-0	4	14	1	.947
Totals	.360	9-9	25	1	9	1	9	1	4	13	.520	1	6	3	1	.485	1	1	0-0	4	14	1	.947



18 COLBY TAYLOR

SENIOR - RIGHTY PITCHER - 6-1 - 210

FAYETTEVILLE, GA. | GEORGIA HIGHLANDS COLLEGE

2018 (Junior): Made 15 total appearances for the Hilltoppers, including 7 starts, which ranked fifth on the team ... Did not allow a run or an extra-base hit in his first 2 starts at WKU, going 5.1 scoreless innings at Memphis in a 3-1 win on Feb. 18 and 6.1 scoreless frames vs. Northern Illinois in a 1-0 victory over the Huskies on Feb. 23 ... Picked up a win vs. Bowling Green on March 10 to climb to a 2-0 record, going 5.2 frames while allowing only 2 runs against the Falcons ... Struck out a career-high 5 hitters in only 2 innings against UTSA on March 30 ... Fired 2 perfect frames, striking out 3 on only 16 pitches in a relief appearance at Austin Peay on May 1.


At Georgia Highlands College: Went 9-4 with a 2.40 ERA for the Chargers as a sophomore in 14 starts, striking out 61 in a team-high 82.1 innings ... Posted 3 starts of 6-plus innings pitched with zero earned runs allowed ... In his final JuCo start vs. Abraham Baldwin AC on May 13, pitched a 9-inning complete game with a career-high 10 strikeouts in the 8-3 victory ... Had 27 strikeouts in 25 innings pitched as a freshman.

At Whitewater HS: Was a state runner-up in 2014 and 2015 ... Earned First Team GHSA All-Region honors in 2015 ... Participated in the USA High School Invitational.

Personal Info: Born August 13, 1997 in Atlanta, Ga. ... Son of Kevin and Renee Taylor ... Has an older sister, Brittany, younger brother, Brady, and younger sister, Caroline ... Brady currently plays baseball for the University of West Georgia ... Favorite athlete is Chipper Jones because he was clutch ... Studying Accounting at WKU ... Chose WKU because of the facilities and coaching staff ... Enjoys golfing and spending time with family and friends.

TAYLOR'S CAREER STATISTICS

Year	ERA	W-L	App	GS	CG	SHO	SV	IP	H	R	ER	BB	SO	2B	3B	HR	b/avg	wp	hp	bk	sfa	sha
2018	6.96	2-4	15	7	0	0/1	0	42.2	53	38	33	33	35	9	2	5	.305	12	5	0	1	2
Totals	6.96	2-4	15	7	0	0/1	0	42.2	53	38	33	33	35	9	2	5	.305	12	5	0	1	2



24 KEVIN LAMBERT

JUNIOR - INFIELDER - 6-2 - 185 - R/R

TAMPA, FLA. | EAST LAKE HS

2018 (Sophomore): Started every game for the Hilltoppers for the second straight season, joining Jacob Rhinesmith as the only two WKU players to do so ... Has started 100 consecutive games at shortstop and 107 overall since he came to The Hill ... Improved his fielding percentage to .968 (7 errors in 218 chances) as a sophomore from .945 (12 errors in 217 chances) as a freshman ... Ranked sixth on the team with 24 runs scored and tied for third on WKU with 3 homeruns ... His his first career grand slam on April 20 at UAB, giving the Hilltoppers a 9-2 lead in the eighth inning in a game they would eventually win by a score of 13-5 ... Posted 4 multi-RBI games, with WKU going 4-0 in those contests ... Went 2-for-2 in stolen base attempts, improving his career total to 4-for-4 ... Had a team season-high 147 assists on the year, including a career-high-tying 7 helpers vs. Middle Tennessee on March 17 ... Capped the season on an 18-game errorless streak, with 73 consecutive chances without a miscue.

2017 (Freshman): In his first year at WKU, Lambert was the only player on the roster to start all 55 games; the first 7 at third base and final 48 at shortstop ... Was the lone Hilltopper to reach base in the first 12 games of the season,

it held as the club's longest such streak until Colie Currie produced a 13-gamer later in the year ... Ranked fourth on the team with 40 hits and 22 runs scored, while he was second with 7 sacrifice bunts ... In a 9-game span from April 14-28, slashed a team-best .419/.438/.677 with 5 multi-hit contests ... Slugged a pair of 2-run shots in each of the first 2 innings April 25 at Austin Peay, joining Wyatt Featherston as first-year Hilltoppers with multi-homerun contests on the evening as WKU slugged a season-high 8 dingers ... Had a career-highs of 3 base hits vs. Charlotte on April 14 and 3 runs scored at Eastern Kentucky on March 8 ... Was 16th among Conference USA non-C/1B with 217 total chances and was a part of 26 double plays turned ... Had a team season-high 127 assists on the year, as well as 7 helpers vs. UAB on March 19.

At East Lake HS: Hit .394 with 22 runs and 20 runs batted in for the Eagles as a senior ... Named Pinellas County First Team and an FACA All-Star as 1 of the top players in the state of Florida ... Went 2-for-6 in the FACA All-Star game with a double and 1 run batted in ... Earned Dunedin Easter Hitter of the Tournament honors and won the Steve Georgiadis Memorial Baseball Leadership Award.

LAMBERT'S CAREER STATISTICS

Year	avg.	gp-gs	ab	r	h	2b	3b	hr	rbi	tb	slg%	bb	hp	so	gdp	ob%	sf	sh	sb-att	po	a	e	fld%
2017	.230	55-55	174	22	40	5	1	3	18	56	.322	14	2	45	3	.295	0	7	2-2	78	127	12	.945
2018	.219	52-52	178	24	39	5	0	3	14	53	.298	11	1	51	4	.268	0	2	2-2	64	147	7	.968
Totals	.224	107-107	352	46	79	10	1	6	32	109	.310	25	3	96	7	.282	0	9	4-4	142	274	19	.956



32 RICHARD CONSTANTINE

JUNIOR - FIRST BASE - 6-3 - 235 - R/R

HUNTSVILLE, ALA. | VOLUNTEER STATE CC (TENN.)

Pronounced: CON-stin-tyne

WKU President's List (Fall 2017)

2018 (RS Sophomore): Started 14 games for the Hilltoppers between first base and designated hitter, hitting .247 with 19 hits in 77 at-bats ... Had a career-high 3 base hits in a 5-4 win at Rice on March 24 ... In an 18-game span from March 13-April 21, slashed .333/.354/.421 with 8 runs batted in ... Had 8 of his 9 runs batted in over the course of 7 games, including back-to-back multi-RBI games at No. 13 Southern Miss on April 6 and April 7, then another on April 13 vs. Marshall ... Went 4-for-4 with 4 singles and a walk in 5 pinch-hit appearances from March 17-April 21.

At Volunteer State CC: Played 43 games for the Pioneers and slashed .258/.400/.533, with 19 extra-base hits (12 doubles and 7 homeruns) in 120 at-bats ... In total, Constantine tallied 31 hits, 21 runs and 27 runs batted in ... Added 23 walks and 6 times hit by pitch, compared to 26 strikeouts ... In 62 at-bats against Region 7 competition, he posted a .323/.463/.645 slash line with 15 extra-base hits (9 doubles and 6 homeruns).

At Huntsville HS: Lettered 3 years and was a .400 career hitter ... Smacked 4 homeruns with 32 RBI as a senior with only 7 strikeouts, earning 7A All-State, All-Region and All-City recognition by the AHSAA.

Personal Info: Born November 12, 1997 in Jacksonville, Fla. ... Son of Jeff Constantine and Alayne Lasher ... Has a younger brother, Nick ... Studying Economics at WKU ... Biggest thrill in baseball is hitting homeruns ... Favorite athlete is Albert Pujols because of his swing ... Chose WKU because of the coaches, facilities and campus ... Plans to either go to business school and work on Wall Street or go to medical school after his playing days are over ... Enjoys hunting and hiking ... Slashed .404/.489/.688 in the Cal Ripken Summer Baseball League, with 19 extra-base hits (12 doubles, 2 triples and 5 homeruns) ... Those marks are fifth all-time in batting average and fourth all-time in slugging percentage.

CONSTANTINE'S CAREER STATISTICS

Year	avg.	gp-gs	ab	r	h	2b	3b	hr	rbi	tb	slg%	bb	hp	so	gdp	ob%	sf	sh	sb-att	po	a	e	fld%
2018	.247	37-14	77	5	19	1	0	0	9	20	.260	7	2	17	2	.322	1	0	1-1	20	1	0	1.00
Totals	.247	37-14	77	5	19	1	0	0	9	20	.260	7	2	17	2	.322	1	0	1-1	20	1	0	1.00



34 JEFF CIOCCO

JUNIOR - RIGHTY PITCHER - 6-4 - 230

BLUE ANCHOR, N.J. | NEUMANN-GORETTI CATHOLIC HS

Pronounced: c-AWK-oh

2018 (Sophomore): Started his season with 4.2 scoreless frames before allowing 1 run to begin his third inning of work April 28 vs. Louisiana Tech ... In his first 3 outings, blanked Memphis, Bowling Green and Tennessee Tech across 2.2 frames with 1 strikeout while allowing only 1 hit and 1 walk.

2017 (Freshman): Flashed brilliance at times during his rookie campaign, striking out First-round MLB draft picks Jeren Kendall (Vanderbilt, 23rd overall) and Brendan McKay (Louisville, fourth overall) in midweek appearances ... Led WKU freshmen with 8 starts, while adding 8 more appearances out of the bullpen ... Had career-highs of 6 innings and 9 strikeouts in relief vs. Rice on April 22, allowing 5 hits and 2 runs with 0 walks ... Allowed only 2 hits and 1 walk, compared to 3 strikeouts, in a career-long start of 5.1 innings at Murray State on April 18, leading the Hilltoppers to an 8-5 win ... Worked around 3 hits and 4 walks at Louisiana Tech on April 30 to allow only 1 run in 3.2 frames.

At Neumann-Goretti Catholic HS: Struck out 21 hitters in 33.1 innings - while only allowing 20 hits and issuing 7 walks - and posted a 0.54 ERA for the Saints as a senior ... Named All-Conference First Team and All-Southeast Pennsylvania honors, while being the first pitcher selected in the 2016 Carpenter Cup Classic ... Helped lead Neumann-Goretti to a 2A State Championship in 2016.

Personal Info: Born March 17, 1998 in Winslow N.J. ... Son of Michael and Lori Ciocco ... Studying Sport Management at WKU ... Favorite athlete is Derek Jeter because he is humble, hard-working and he played the game the right way ... Chose WKU because of the coaching staff, Nick Denes Field and the amazing facilities, outstanding education and great environment ... Plans to coach baseball and own his own business after his playing days are over ... Ciocco's parents had the biggest influence on his athletic career because they always supported him.

CIOCCO'S CAREER STATISTICS

Year	ERA	W-L	App	GS	CG	SHO	SV	IP	H	R	ER	BB	SO	2B	3B	HR	b/avg	wp	hp	bk	sfa	sha
2017	7.92	0-4	16	8	0	0/0	0	44.1	64	45	39	16	31	11	5	7	.333	6	11	0	4	0
2018	9.45	0-0	6	0	0	0/0	0	6.2	11	7	7	3	4	4	0	3	.367	3	1	0	1	1
Totals	8.12	0-4	22	8	0	0/0	0	51.0	75	52	46	19	35	15	5	10	.338	9	12	0	5	1

GENERAL


HILLTOPPERS

2018 REVIEW

HISTORY

UNIVERSITY

OPPONENTS



44 JACOB GREEN

SENIOR - RIGHTY PITCHER - 6-3 - 205

RUSSELLVILLE, ALA. | SHELTON STATE CC (ALA.)

2018 (Junior): Ranked second on WKU with 23 appearances out of the bullpen, 14 of which were scoreless outings ... Recorded 3 holds and stranded 19-of-30 inherited runners ... Earned a victory February 23 vs. Northern Illinois, pitching 1.2 hitless frames with 3 strikeouts, as the Hilltoppers defeated the Huskies 1-0 ... Completed a save May 6 at Charlotte, retiring both batters he faced in the ninth inning on 8 pitches in a 9-8 WKU win ... Had a career-high 4 strikeouts on 2 occasions, vs. UTSA on March 31 and vs. Marshall on April 15 ... In back-to-back appearances vs. UTSA and at No. 15 Vanderbilt, went 3.1 innings with 7 strikeouts and only 1 hit allowed.

At Shelton State CC: In 2 seasons with the Bucs, had a 3.24 ERA in 86 innings across 24 appearances, striking out 88 while allowing 85 hits ... As a sophomore, flashed brilliance in a pair of starts in the middle of the season ... Had a career day at Calhoun CC with 1 run allowed and 10 strikeouts in 8 innings, giving up only 3 hits in a 5-1 win on April 24, 2017 ... Pitched 7 innings of


1-run ball while striking out 8 in an 11-1 victory over Marion Military Institute on March 19, 2017 ... Earned his first win in a 5-3 decision at Central Alabama CC on April 4, 2016, with 1 run allowed and 3 strikeouts in 5.2 innings.

At Russellville HS: Lettered in baseball all 4 years, leading the team to a 5A State Championship in 2015 ... Named All-State as a senior after posting a 12-0 record with 105 strikeouts.

Personal Info: Born January 16, 1997 in Russellville, Ala. ... Son of Lisa Martin, who is an office manager of home health ... Studying Exercise Science at WKU ... Favorite athlete is Jose Fernandez because Green admires his work ethic and models his pitching style after him ... Chose WKU because he fell in love with the campus and coaching staff ... Plans to pursue a career in coaching after his playing days are over ... Green's mother had the biggest influence on his athletic career because of her support and always pushing him to be the best he can be ... Enjoys hunting, fishing and traveling.

GREEN'S CAREER STATISTICS

Year	ERA	W-L	App	GS	CG	SHO	SV	IP	H	R	ER	BB	SO	2B	3B	HR	b/avg	wp	hp	bk	sfa	sha
2018	6.75	1-0	23	0	0	0/1	1	24.0	23	18	18	14	30	6	0	2	.256	6	2	1	2	3
Totals	6.75	1-0	23	0	0	0/1	1	24.0	23	18	18	14	30	6	0	2	.256	6	2	1	2	3



49 TROY NEWELL

SENIOR - LEFTY PITCHER - 6-5 - 200

ST. PETERS, MO. | JEFFERSON COLLEGE (MO.)

2018 (Junior): Made 17 total appearances for the Hilltoppers, including 8 starts, which tied for third-most on the team ... Went 3 scoreless innings in a start at No. 15 Vanderbilt on April 10, allowing only 2 hits with 1 strikeout across 46 pitches ... Had scoreless outings out of the bullpen on 3 occasions (vs. Belmont on Feb. 20, vs. West Virginia on March 4 and at Austin Peay on May 1) ... Had career-highs of 5.1 innings and 84 pitches in a Friday night start at Charlotte on May 4, allowing 3 runs in a 4-2 loss to the 49ers ... Went 3.2 innings vs. Northern Illinois on Feb. 25 and 3 innings vs. UTSA on March 30, allowing only 1 earned run in each appearance.

At Jefferson College: Went 11-1 with a 1.40 ERA for the Vikings as a sophomore in 13 starts, striking out 83 in 64.1 innings, and was named Honorable Mention NJCAA All-American ... Allowed only 31 hits and 10 earned runs, holding the opposition to a .142 batting average ... Ranked fifth nationally in ERA and seventh in wins ... Averaged 11.6 strikeouts per 9 innings, which ranked 34th nationally ... Did not allow an earned run across 4 starts (all wins) in the month of March, striking out 25 over 21 innings with

only 6 hits allowed ... Struck out 13 in 6 innings in his final Vikings start vs. St. Louis CC on May 13 ... Earned All-Region and All-Conference First Team in 2017 ... Went 4-1 as a freshman in 9 starts, striking out 61 in 47.2 innings ... Struck out a career-high 14 in 6 innings at Kirkwood CC on March 8, and struck out 12 in 7 innings vs. St. Louis CC on March 21.

Personal Info: Born September 19, 1995 in St. Peters, Mo. ... Son of Tim and Ellen Newell ... Has a younger brother, Jake ... Studying Finance at WKU ... Biggest thrill in sports was hitting the go-ahead homerun in an elimination high school playoff game to win and advance to the next round ... Chose WKU because he saw the potential for the program to win games in a great baseball conference ... Newell's parents had the biggest influence on his athletic career because they have given him the drive to succeed and shown him the path to success ... Earned All-District First Team and All-Conference Second Team honors as a junior at Francis Howell Central High School ... Was selected by the Texas Rangers in the 33rd round of the 2017 MLB Draft.

NEWELL'S CAREER STATISTICS

Year	ERA	W-L	App	GS	CG	SHO	SV	IP	H	R	ER	BB	SO	2B	3B	HR	b/avg	wp	hp	bk	sfa	sha
2018	6.40	0-4	17	8	0	0/0	0	32.1	36	26	23	27	19	9	1	2	.290	9	6	0	3	2
Totals	6.40	0-4	17	8	0	0/0	0	32.1	36	26	23	27	19	9	1	2	.290	9	6	0	3	2



28 AIDAN ELIAS

R-FRESH. - OUTFIELDER - 6-1 - 185 - R/R

LOUISVILLE, KY. | SAYRE HS

Pronounced: e-LIE-iss

2018 (RS Freshman): Missed the season and redshirted while recovering from injury.

2017 (Freshman): Redshirted his first year on The Hill.

At Sayre HS: Lettered all 4 years for the Spartans, slashing .358/.561/.539 as a senior ... Earned All-City honors all 3 seasons, while also picking up All-Region and All-District distinction as a junior ... Was a part of

the 12U Cal Ripken United States division champion and World Series runner-up team in 2011.

Personal Info: Born June 28, 1998 in Plano, Texas ... Son of Joseph and Stacey Elias ... Studying Accounting at WKU ... Favorite athlete is George Springer because of his ability, as well as his attitude on and off the field ... Chose WKU because it is a program on the rise and there is no better time to join than now ... Kevin Clay had the biggest influence on his athletic career because he was Elias' coach and mentor for the better part of his youth and up through high school.

JARED WILSON

R-JUNIOR - RIGHTY PITCHER - 6-5 - 250


LOUISVILLE, KY. | LINCOLN TRAIL COLLEGE (ILL.)

2018 (RS Sophomore): Made 2 appearances for the Hilltoppers vs. Bowling Green and Tennessee Tech ... Completed the ninth inning on March 9 in a 17-5 victory over the Falcons ... Recorded his first career strikeout on April 17 against the Golden Eagles.

At Lincoln Trail College: Went 7-4 with a 3.84 ERA for the Statesmen as a freshman, striking out 66 in 65.2 innings while allowing only 1 homerun in 13 starts ... Pitched a career-high 7 scoreless frames in his final JuCo start vs. Rend Lake College on May 12, allowing only 2 hits ... Struck out a career-high 10 in 6 innings vs. Southeastern Illinois on March 18 ... Went 6-plus innings in 7-of-13 starts ... Struck out 25 in 16.2 innings in a 3-start span from March 3-18.

At Pleasure Ridge Park HS: Ranks fifth all-time in runs batted in ... Earned All-Region and All-District honors 2 times in 3 years on varsity ... Won a Kentucky state championship with the Panthers in 2013.

Personal Info: Born July 20, 1997 in Louisville, Ky. ... Son of John and Tonya Wilson ... Has an older brother, Tyler, and a younger brother, James ... His grandfather played baseball at Morehead State University ... Studying Social Studies at WKU ... Favorite athlete is Nolan Ryan because of his great career and achievements ... Chose WKU because of the program and great facilities.



38 CODY HARTNESS

R-FRESH. - UTILITY - 6-3 - 235 - L/R

LIMESTONE, TENN. | GREENEVILLE HS

WKU Dean's List (Fall 2017)

2018 (Freshman): Redshirted his first year on The Hill.

At Greeneville HS: Lettered 3 years in football and all 4 years in baseball for the Greene Devils, batting .520 as a senior and .534 as a junior ... Was a 4-time All-Conference performer ... Earned All-State honors in both 2016 and 2017.

Personal Info: Born October 5, 1998 in Greeneville, Tenn. ... Son of Steve and Carol Ann Hartness ... Studying Exercise Science at WKU ... Favorite athlete is Chipper Jones because he played the game the right way and was one of the greatest switch-hitters of all time ... Biggest thrill in sports was winning sub-state in 2016 to advance to the state tournament ... Chose WKU because he fell in love with the atmosphere and the people ... Hartness' dad had the biggest influence on his athletic career because he always said 'yes' when he wanted to go practice or hit ... Enjoys anything outdoors, including hunting and fishing.



10 DAVIS SIMS

G-JUNIOR - INFELDER - 6-4 - 230 - R/R

PADUCAH, KY. | MURRAY STATE UNIVERSITY

A graduate transfer from Murray State, Sims earned a bachelor's degree in finance. He will be immediately eligible for the 2019 season as a redshirt junior while he pursues a Master's in Business Administration.

In two seasons with the Racers, Sims started 112 games and slashed .333/.403/.552, with 150 hits in 451 at-bats. He racked up 46 doubles, 17 homeruns, 91 runs scored and 102 RBI, with 36 walks and 23 times hit by pitch compared to only 62 strikeouts.

Playing in Cape Cod with the Falmouth Commodores, Sims slashed .252/.349/.449 and tied for the league lead with eight homeruns. He also hit five doubles, scored 18 runs and had 27 RBI in 41 games.

Collegiate Baseball Daily listed Sims as No. 95 in the publications Top 100 Countdown of Division I players leading into the 2019 baseball season.

As a redshirt sophomore in 2018, Sims improved to a .357/.434/.573 slash line and earned Second Team All-OVC honors. His 29 doubles (second in Division I), 81 hits (70th), 130 total bases (94th) and .357 batting average (79th) lit up the national statistic rankings. He also scored 50 runs, had 52 RBI and hit six homeruns, with 22 multi-hit and 13 multi-RBI performances.

Sims burst onto the scene in 2017 after redshirting his first year at Murray State, earning Ohio Valley Conference Rookie of the Year honors, as well as three Freshman All-American nods (NCBWA, Collegiate

Baseball News and Perfect Game/Rawlings).

As a redshirt freshman, Sims slashed .308/.372/.531 with 11 homeruns and a team-high 17 doubles with 41 runs scored and 50 RBI. Overall, he had 17 multi-hit and 11 multi-RBI games, while in OVC play he hit eight homeruns with 35 RBI.

The Paducah native signed with the Racers out of St. Mary HS, where he earned the U.S. Army National Scholar-Athlete and KHSAA All-State Academic Awards. With a .426/.528/.750 slash line for the Vikings, Sims was selected to the 2015 All-District Team.

"When I decided I was going to transfer, I had several options I was considering, but WKU just felt like it was the right fit for me. Coach Pawlowski came to see me on the Cape this summer and shared his vision on how I would fit into the program, and I'm very appreciative of the opportunity that he has given me. Coach Rob Reinstette has been extremely helpful in making my transition to The Hill a smooth one, and all the guys have made me feel welcome." — Davis Sims.

"With the tremendous amount of success he has had over the past few years both on the field and in the classroom, we are excited to have Davis join us on the Hill. Playing in the Cape Cod league this past summer, Davis showed presence and poise against some great competition. This will certainly help him as an impact player for us as we begin preparations for the 2019 season in a tough C-USA field." — Coach Pawlowski.

SIMS' MURRAY STATE STATISTICS

Year	avg.	gp-gs	ab	r	h	2b	3b	hr	rbi	tb	slg%	bb	hp	so	gdp	ob%	sf	sh	sb-att	po	a	e	fld%
2017	.308	58-56	224	41	69	17	0	11	50	119	.531	13	12	33	6	.372	4	0	1-1	94	73	15	.918
2018	.357	56-56	227	50	81	29	1	6	52	130	.573	23	11	29	7	.434	4	0	0-3	71	98	8	.955
Totals	.333	116-114	451	91	150	46	1	17	102	249	.552	36	23	62	13	.403	8	0	1-4	165	171	23	.936



23 REECE CALVERT

R-SENIOR - RIGHTY PITCHER - 6-5 - 215

PLANO, TEXAS | OHIO STATE UNIVERSITY

2018 (Senior): Sat out due to NCAA transfer requirements.

At Ohio State: Made 15 appearances (including 5 starts) and went 2-1 in 2017, striking out 25 in 39 innings ... Pitched 3 innings of 1-run ball vs. No. 5 Oregon State in the Big Ten/Pac-12 Challenge in Surprise, Ariz. ... Earned wins in a 3-frame relief appearance vs. Kent State on April 5 and a career-high 5.1-inning start at Michigan State on April 16 ... Spun scoreless relief appearances on 3 occasions, while striking out a career-high 4 batters 3 other times during his season in Columbus.

At McLennan CC: Made 27 starts (29 overall appearances) and went 20-6 in 2 seasons for the Highlanders ... Started 15 games and produced an 11-2 record as a sophomore, posting a 3.70 ERA with

67 strikeouts in 90 innings ... Earned 2016 First Team All-Conference and All-Region 5 honors in 2016 ... Spun 7 innings in back-to-back starts at Vernon CC and North Central Texas College to begin the month of May, allowing only 5 hits and 2 runs combined with 9 strikeouts compared to 1 walk ... As a freshman in 2015, went 9-4 in 12 starts (14 appearances) with 60 strikeouts in 76 innings ... Overall, pitched 7 innings in 12-of-27 JuCo starts.

Personal Info: Born January 18, 1996 in Dallas, Texas ... Son of Rodney and Ruth Calvert ... Has older siblings Rylee and Regan ... Majoring in Interdisciplinary Studies at WKU ... Biggest thrill in baseball was playing in the 2015 JuCo World Series ... His father had the biggest influence on his athletic career because he instilled in Calvert the love of baseball and provided him with all the opportunities to be successful ... Enjoys ping pong, cooking and anything outdoors.

CALVERT'S OHIO STATE STATISTICS

Year	ERA	W-L	App	GS	CG	SHO	SV	IP	H	R	ER	BB	SO	2B	3B	HR	b/avg	wp	hp	bk	sfa	sha
2017	8.77	2-1	15	5	0	0/1	0	39.0	47	39	38	18	25	9	3	3	.299	3	4	1	2	3
Totals	8.77	2-1	15	5	0	0/1	0	39.0	47	39	38	18	25	9	3	3	.299	3	4	1	2	3

JOE FILOSA

G-SENIOR - RIGHTY PITCHER - 6-3 - 210

FORT WAYNE, IND. | OHIO DOMINICAN UNIVERSITY

26



Pronounced: fill-O-suh

At Northrop HS: Salutatorian Class of 2014 ... 2014 Congressional Art Contest Winner ... Had a drawing up in the U.S. Capitol Building in Washington, D.C.

Personal Info: Born February 13, 1996 in Fort Wayne, Ind. ... Son of Marianne, a case manager, and John, a laser programmer and operator ... Has three older brothers, John, Tony, and Nick ... His brother, John, played golf at Bunker Hill CC ... Pursuing a Master's of Organizational Leadership at WKU ... Biggest thrill

is sports was winning the NFL Flag Football National Championship in 2007 ... Favorite athlete is Peyton Manning because he is hilarious and Joey loves the Colts ... Chose WKU because it is a great school with a great program and coaches ... Joey's three older brothers had the biggest influence on his athletic career because they would be outside playing sports all year long ... Favorite WKU figure growing up was Big Red ... Enjoys golf, woodworking, drawing, and painting

FILOSA'S OHIO DOMINICAN STATISTICS

Year	ERA	W-L	App	GS	CG	SHO	SV	IP	H	R	ER	BB	SO	2B	3B	HR	b/avg	wp	hp	bk	sfa	sha
2015	3.86	6-3	14	10	1	1/1	0	65.1	62	29	28	25	45	8	5	2	.251	11	6	1	1	8
2016	6.75	3-7	13	8	1	0/0	1	52.0	68	48	39	13	29	11	0	7	.320	7	12	0	2	9
2017	9.00	1-2	7	2	0	0/0	1	12.0	13	12	12	4	11	1	0	1	.289	1	6	0	1	1
2018	4.20	5-2	16	15	0	0/0	0	75.0	82	41	35	32	73	10	1	0	.285	14	20	1	2	7
Totals	5.02	15-14	50	35	2	1/1	2	204.1	225	130	114	74	158	30	6	10	.284	33	44	2	6	25



JOEY SCHWARTZ

JUNIOR - INFIELDER - 6-0 - 200 - R/R

SMITHSBURG, MD. | HARFORD CC (MD.)

Personal Info: Born April 18, 1998 in Hagerstown, Md. ... Son of Kate and John ... Has two older siblings, Jack and Maureen ... His father played basketball and brother played baseball at Mount St. Mary's University ... Studying Finance at WKU ... Biggest thrill in sports was running someone over in football ... Favorite athlete is

Dansby Swanson because he is a high-character who is extremely talented ... Chose WKU because of the top-notch facilities and athletics ... Plans to move south and get a career in finance after his playing days are over ... His brother had the biggest influence on Joey's athletic career because he set a very good example on how and why you should work hard every day ... Was First Team All-County for baseball and football his senior year at Smithsburg HS.

JACK LAMBERT

JUNIOR - LEFTY PITCHER - 6-1 - 165

ST. CHARLES, ILL. | PARKLAND COLLEGE (ILL.)

WKU Dean's List (Fall 2018)

At St. Charles North HS: Posted a 1.70 ERA while setting single-season records with 12 wins and 112 strikeouts as a senior ... Earned IHSAA 4A All-State and Ustate Eight All-Conference honors.

Personal Info: Born December 7, 1997 ... Son of Tina, a registered nurse, and John, an energy engineer ... Has an older brother, Anthony, and younger brother, Johnny ... Studying Exercise Science at WKU ... Biggest thrill in baseball is getting the last out to win a championship and dogpiling on the field ... Favorite athlete is Mark

Buerhle because he is a left handed pitcher who always found a way to compete and win ... Chose WKU because the program is heading in the right direction and has great facilities and coaches ... Plans to get into physical therapy school and become a physical therapist after his playing days are over ... His brother Anthony had the biggest influence on his athletic career because he taught Jack how to play and what it takes to succeed, while always pushing him to be competitive ... Enjoys playing video games and watching movies.



3



JACK WILSON

JUNIOR - INFIELDER - 6-1 - 215 - L/R

ELIZABETHTOWN, KY. | JOHN A. LOGAN COLLEGE (ILL.)

At Elizabethtown HS: Earned A and B honor roll recognition all four years of high school ... Earned 5 letters for baseball and 4 for football ... As a senior on the

diamond, hit .350 with 6 homeruns and 12 doubles on the diamond and earned Second Team All-State ... As a senior on the gridiron, led his team to a 13-1 record and a spot in the state semifinals by completing 94-of-146 passes for 1,533 yards and 22 touchdowns, while also rushing for 5 scores and making 101 tackles on defense to earn Third Team All-State.

Personal Info: Born November 19, 1997 in Elizabethtown, Ky. ... Son of Elisha, a retired school teacher, and Jeff, a fitness equipment sales rep ... Has

two older sisters, Kristin and Rachel ... His father played football at WKU in 1982 ... His grandfather, Joe Jagers, played football and golf at WKU from 1959-1962 ... His uncle, Marty Jagers, played football at WKU from 1979-1982 ... Studying Business at WKU ... Biggest thrill in sports was throwing a Hail Mary to win the state quarterfinal game against Caldwell County HS ... Chose WKU because of his family history, relationship with the coaches and great facilities ... Plans to start his own sports-related business after his playing days are over ... Enjoys going to the lake and playing with his dog ... His father had the biggest influence on his athletic career because he has always been Jack's mentor in life and sports as long as he can remember picking up a ball ... Favorite WKU player growing up was Steffphon Pettigrew ... Will be dedicating every game to his late uncle, Craddock H. Jagers.



12 COLLIN HOPKINS

JUNIOR - CATCHER - 6-0 - 190 - R/R

NASHVILLE, TENN. | VOLUNTEER STATE CC (TENN.)

Personal Info: Born April 1, 1998 in Houston, Texas ... Son of Kellie, a real estate agent, and Brad, a radio host ... Has two younger siblings, Brycen and Gentry ... His

Martin because he works hard ... Chose WKU because they have amazing facilities and the drive exhibited throughout the entire coaching staff ... Plans to become a teacher and travel after his playing days are over... His grandfather and godfather most influenced Collin's athletic career because they enjoyed watching him play ... Enjoys philosophy ... Earned Second Team All-Conference as a senior at Ensworth HS.


father was the 13th overall pick in the 1993 NFL Draft and played for the Tennessee Titans organization ... His brother, Brycen, is a tight end at Purdue University ... His sister, Gentry, is on the dance team at the University of Tennessee ... Studying English with a concentration in Education at WKU ... Biggest thrill in sports was throwing out a runner who had stolen 42-of-42 bases on the season ... His favorite athlete is Russell

COLLIN LOLLAR

R-SOPH. - RIGHTY PITCHER - 6-1 - 185

COLUMBUS, IND. | WABASH VALLEY COLLEGE (ILL.)

20



Personal Info: Born May 24, 1997 in Indianapolis, Ind. ... Son of Susan, a nurse, and Joseph, a corporate responsibility leader. ... Has an older sister, Sierra, and a younger brother, Bryce ... Studying Sport Management at WKU ... Biggest thrill in sports was winning sectionals his sophomore year of high school ... Favorite athlete is Tom Brady because he is a winner ... Chose WKU because it seemed like a good fit for him to achieve his goals ... His dad has the biggest influence on his athletic career because he taught Collin a lot about any sport and always helped him improve ... Enjoys playing basketball, disc golf and golf ... Earned 4 letters for baseball at Columbus North HS.



21 JAKE SANFORD


JUNIOR - FIRST BASE - 6-2 - 215 - L/R

DARTMOUTH, NOVA SCOTIA | McCOOK CC (NEB.)

At Auburn Drive HS: Was named All-Region in baseball and volleyball from 2013-16 ... Earned the school's Athlete of the Year from 2014-16 ... Hit .450 as a senior.

of the great facilities and coaching staff ... Plans to open and run a travel baseball team and facility after his playing days are over ... Jake's parents has the biggest influence on his athletic career because always push him to strive for the best ... Also received a volleyball scholarship from Dalhousie University in Halifax, Nova Scotia ... Enjoys fishing, lifting and video games.

Personal Info: Born October 24, 1997 in Dartmouth, Nova Scotia, Canada ... Son of Karina, a realtor, and Tim, who works with Canada Border Services ... Has a younger sister, Sonya ... Studying Sport Management at WKU ... Biggest thrill in sports was hitting his first college grand slam for a walk off ... Chose WKU because



25 MATT PHIPPS

JUNIOR - CATCHER - 6-2 - 205 - R/R

PLANTATION, FLA. | ALLEN CC (KAN.)

WKU Dean's List (Fall 2018)

At Dublin Coffman HS (Ohio): Hit .398 as a senior with 18 doubles in 29 games, while catching 22 runners

from behind the plate ... Was named OCC Player of the Year from the Columbus Dispatch as a senior, while also earning First Team All-OCC, First Team All-Central District, Perfect Game All-Central Region and PBR Second Team All-State honors ... Hit .387 as a junior with 9 homeruns in 23 games, while catching 19 runners from behind the plate ... Earned Perfect Game Underclass All-American status, as well as First Team All-OCC and First Team All-Central District as a junior.

Personal Info: Born June 2, 1997 in Tallahassee, Fla. ... Son of Ric and Tracy ... Has an older sister, Kelly, who played for the Lady Toppers Soccer team from 2013-14 ... His father played basketball at Broward College ... His grandfather, Jim, played basketball at Indiana University from 1953-56, and was on the 1953 National Championship team ... Biggest thrill in sports is dog piling after a big win ... Favorite athlete is Nathan Best because he is very inspirational ... Chose WKU because of the coaches, facilities and overall campus ... Plans to coach after his playing days are over ... His parents and sister had the biggest influence on his athletic career because they supported Matt and gave him every opportunity to succeed ... Enjoys fishing.

DALTON SHOEMAKE

SOPH. - LEFTY PITCHER - 6-1 - 200

GLASGOW, KY. | WABASH VALLEY COLLEGE (ILL.)

29



WKU Dean's List (Fall 2018)

At Glasgow HS: Had a 27-14 career record with 366 strikeouts, 4 saves and 3 no-hitters, while posting a 1.81 ERA ... Was named to the 15th District All-Seasonal Team from 2015-17, as well as the All-Tournament team in 2015 and 2017 ... Won a 15th District Championship in 2014, played in the East-West All-Star Game in 2015 and 2016.

Personal Info: Born May 19, 1999 in Bowling Green, Ky. ... Son of Jennifer, a professor, and Paul, a warehouse associate ... Studying Physical Education at WKU ... Biggest thrill in sports is striking someone out to close

up a close game ... Favorite athlete is Clayton Kershaw because he is a great lefty pitcher and a great person ... Chose WKU because it was his dream school, it is close to home and he loves the campus ... Plans to work as a P.E. Teacher and coach baseball after his playing days are over ... His parents had the biggest influence on his athletic career because they always pushed him to be the best ... Enjoys fishing, hanging out with friends and playing video games.



33 REESE BREWER

JUNIOR - RIGHTY PITCHER - 6-5 - 205


ARLINGTON, TENN. | WALTERS STATE CC (TENN.)

WKU President's List (Fall 2018)

Personal Info: Personal Info: Born June 11, 1997 in Memphis, Tenn. ... Son of

Sandy, a travel agent, and David, a salesman ... Has two older siblings, Lindsey and Alex ... Studying Criminology at WKU ... Biggest thrill in sports was playing in the

JuCo World Series ... Favorite athlete is Jeff Gordon because he is the GOAT (greatest of all time) ... Chose WKU because he really liked the coaches and facilities ... Plans to do something in law enforcement after his playing days are over ... Enjoys shooting targets and playing video games ... Went 5-1 in 27 innings pitched as a senior at Arlington HS.



35 THOMAS CESSNA

JUNIOR - RIGHTY PITCHER - 6-2 - 210

SACRAMENTO, KY. | LINCOLN TRAIL COLLEGE (ILL.)

WKU Dean's List (Fall 2018)

At McLean County HS:

Broke the school hits and stolen base records ... Earned 5 letters for baseball and

4 for football ... Earned First Team All-Region and All-Conference for baseball as a junior and senior, played in the East-West All-Star Game both years ... Earned First Team All-Region for football as a sophomore and junior, then Second Team honors as a senior.

Personal Info: Born May 12, 1996 in Owensboro, Ky. ... Son of Melissa, a nurse, and Chris, a CDL truck driver

... Has two younger sisters, Sarah and Katie ... Studying Interdisciplinary Studies at WKU ... Biggest thrill in sports was hitting a grand slam in Busch Stadium ... Favorite athlete is Justin Verlander because he is an outstanding player and Thomas grew up watching him ... Chose WKU because it was the best place for him and felt like home ... Plans to work and support his family after playing at WKU ... His family had the biggest influence on his athletic career because they have always been there for him ... Enjoys hunting and fishing.

KENNY LaPIERRE

JUNIOR - RIGHTY PITCHER - 6-1 - 205

SAN DIEGO, CALIF. | PALOMAR COLLEGE (CALIF.)

Pronounced: LA-p-air

At Granite Hills HS: Earned 2 letters for baseball and 3 for water polo ... Earned First Team All-Conference in baseball and water polo as a senior ... Was named Pitcher of the Year with a 1.80 ERA ... Won the Open Division CIF Championship in baseball ... Won the league all 4 years in both baseball and water polo ... Was on the Union Tribune All-Academic Team.

Personal Info: Born December 18, 1996 in San Diego, Calif. ... Son of Rocio, who works in the FBI, and Robert, who works with NCIS ... Has a younger sister, Jessie, who plays softball at Cal State Northridge ... Studying Criminology at WKU ... Biggest thrill in sports is pitching in close games ... Favorite athlete is Nolan Ryan

because he is the toughest player Kenny has ever seen ... Chose WKU because of his trust in Coach Pawlowski to make him a better player and better man ... Plans to code programs or become a law enforcement hacker after his playing days are over ... Kenny's high school coach, James Davis, had the biggest influence in his athletic career because he taught him everything he knew about higher level baseball ... Enjoys building computers, competitive gaming and cars.



55 ERIC CRAWFORD

JUNIOR - RIGHTY PITCHER - 6-2 - 230

BRADENTON, FLA. | FLORIDA SC (JACKSONVILLE)

Personal Info: Born November 28, 1997 in Bradenton, Fla. ... Son of Carol, an ultrasound technician, and David, a postal service worker ... Has

two older sisters, Briana and Alexa ... Studying Business Administration at WKU ... Biggest thrill in sports is pitching a complete game ... Favorite athlete is Max

Scherzer because he's good ... Chose WKU because it's a great program and location ... Eric's parents were most influential on his athletic career because they always supported him ... Enjoys fishing and playing Fortnite ... Earned 2016 All-Conference as a senior at Manatee HS.



4 HUNTER EVANS

FRESHMAN - CATCHER - 6-2 - 195 - R/R

BOWLING GREEN, KY. | SOUTH WARREN HS

2018 King of the Hill Individual Champion

WKU Dean's List (Fall 2018)

At South Warren HS:

Slashed .422/.565/.822 as a senior with 10 doubles, 4 triples, 6 homeruns, 23 runs and 37 RBI in 34 GP ... Earned KHSAA Second Team All-State Honors ... Was named to the KHSAA All-State Academic Team all 4 years ... Member of BETA and National Honors Society ... Won 2 district championships with the Spartans.

Personal Info: Born December 13, 1999 in Bowling Green, Ky. ... Son of Lisa, who works in insurance, and

Mark, a general contractor ... Has a younger sister, Hannah ... Biggest thrill in sports was winning the 4th Region Tournament his freshman year of high school ... Favorite athlete is Yadier Molina because Hunter wants to imitate his style of play ... Chose WKU because he can get a good education and the campus is close to home so he can see his family ... The people who had the biggest influence on his athletic career were his parents, because they taught Hunter not to half-way anything, and former WKU catcher James Davis, because he has mentored Hunter since middle school ... Enjoys playing Fortnite, hanging out with friends and fishing ... Won 2 Pastime Championships with the Evansville Razorbacks.

JACKSON SWINEY

FRESH. - OUTFIELDER - 6-2 - 195 - L/R

ST. LOUIS, MO. | PARKWAY WEST HS

Pronounced: Like "Sweeney"

WKU President's List (Fall 2018)

At Parkway West HS: Earned 3 letters for baseball, 2 for soccer and 2 for basketball ... Slashed .487/.604/.910 as a senior, with 14 doubles, 2 triples, 5 homeruns and 30 RBI ... Was named Conference Player of the Year, First Team All-State and Third Team All-Metro by the MHSBCA in 2018 ... Slashed .440/.512/.760 as a junior, including a 4-for-5 game with 2 doubles, a grand slam HR and 9 RBI ... Was MHSBCA All-Conference 3 times for baseball and 2 times for soccer ... Won the Yale Book Award his junior year ... Earned first honors with a GPA of 4.0 or higher all 4 years.

Personal Info: Born August 20, 1999 in St. Louis, Mo. ... Son of Shannon and Shane ... Has a younger sibling, Ayden ... His father played baseball at the University of Richmond and Rollins University ... Studying Accounting at WKU ... Chose WKU because, after visiting during his junior year of high school, he loved the campus, facilities, and coaching staff more than any other school he visited ... Favorite athlete is Bo Jackson because there has never been a more freak athlete than him ... Plans to work as a CPA or financial consultant after his playing days are over.



39 HUNTER CROSBY

FRESH. - RIGHTY PITCHER - 6-4 - 190

DICKSON, TENN. | DICKSON COUNTY HS

At Dickson County HS: Earned 4 letters for baseball and 2 for football ... Earned First Tea, All-District 11 AAA honors ... Was ranked as the No. 14 pitcher in the state.

Personal Info: Personal Info: Born June 20, 2000 in Dickson, Tenn. ... Son of Courtney, a nurse, and Marty,

who owns a lumber business ... Has an older sibling, Taylor ... Studying Electrical Engineering at WKU ... Favorite athlete is Derek Jeter because he is the GOAT (greatest of all time) ... Chose WKU because of the beautiful campus and facilities, as well as the great coaching staff ... Plans to become an architectural designer after his playing days are over ... His father had the biggest influence on his athletic career because he pushed Hunter to be better every day ... Enjoys fishing.



40 ELI THURMAN

FRESH. - OUTFIELDER - 6-0 - 160 - L/R

BOWLING GREEN, KY. | BOWLING GREEN HS

At Bowling Green HS: Earned 3 letters for baseball, 3 for basketball and 4 for golf ... Slashed .307/.418/.504 as a senior with 31 runs scored, 24 RBI and 10 extra-base hits ... Named to the All-District 14 Tournament Team ... Won the 2017 State Championship in basketball and claimed an individual golf tournament for the Purples.

Personal Info: Born October 18, 1999 in Bowling Green, Ky. ... Son of Sue Ann and Kerry ... Has a younger brother, Jonah, and an older brother, Luke, who is his biggest

supporter and fan ... His grandfather played basketball and baseball at the University of Cumberland ... Studying Business at WKU ... Biggest thrill in sports was signing to play baseball in his hometown ... Favorite athlete is Drew Brees because he is a lifelong Saints fan ... Chose WKU because it is in his hometown and his mom could still be his biggest fan ... Plans to run his own business after his playing days are over ... Adam Whitt had the biggest influence on his athletic career because he believed in Eli when nobody else did ... Favorite WKU athlete growing up was Courtney Lee ... Enjoys playing golf.

DREW STROHM

FRESHMAN - LEFTY PITCHER - 6-5 - 205

ST. LOUIS, MO. | FORT ZUMWALT WEST HS


Pronounced: strOHm

WKU President's List (Fall 2018)

At Fort Zumwalt West HS: Went 3-1 with 2 saves as a junior, leading the Jaguars to a runner-up finish in the Class 5 State title, with a 1.43 ERA in 14.2 innings ... Earned Academic All-Conference in 2017 and 2018.

Personal Info: Born September 14, 1999 in St. Louis, Mo. ... Son of Sandra, a special event coordinator, and Andy, a supply chain director ... Has an older sister, Caitlin ... Studying Marketing/Sales at WKU ... His cousins, Ryan (Greenville College) and Danny (Webster University),

also played college baseball ... Involved in Fellowship of Christian Athletes (FCA) at WKU ... Biggest thrill in sports was reaching the state championship his junior year of high school ... Favorite athlete is Adam Wainwright because of his leadership skills and how he gives back to the community ... His dad had the biggest influence on Drew's athletic career because he was always there to help and throw with him ... Enjoys spending time with friends and family.



43 CAMERON STIGLICH

FRESH. - RIGHTY PITCHER - 6-2 - 230

LOUISVILLE, KY. | SAYRE HS

Pronounced: STIG-litch

At Sayre HS: Had 80 strikeouts in 60 innings pitched ... Earned KHSAA Second Team All-City Honors in 2017 and 2018 ... Earned 3 letters in baseball.

Personal Info: Born May 14, 1999 in Boyle, Ky. ... Son of Pam, who works for State Farm, and Dennis, who works for Toyota ... Has an older sister, Julia ... Studying Marketing at WKU ... Involved in Fellowship of Christian

Athletes (FCA) at WKU ... Biggest thrill in sports was playing in the 2010 Cal Ripken World Series, and he was named team MVP ... Favorite athlete is Marcus Stroman because he establishes dominance and fear on the mound ... Chose WKU because of the strong program, it was close to home with his friends were coming here ... Plans to start a business after his playing days are over ... His father had the biggest influence on his athletic career because he pushed Cameron to be the best he could be ... Enjoys lifting weights ... Won 2 Pastime Championships with the Evansville Razorbacks.



2018 IN REVIEW



Overall: 21-31 C-USA: 11-18 Home: 12-17 Away: 9-14

Date	Opponent	W/L	Score	Inn.	Overall	C-USA	Pitcher of Record	Att.	Time
F17	at Memphis	L	0-4	9	0-1	0-0	R. Thurston (L, 0-1)	276	2:52
F18	at Memphis-1	W	3-1	9	1-1	0-0	C. Taylor (W, 1-0)	315	2:37
F18	at Memphis-2	L	1-7	9	1-2	0-0	T. Newell (L, 0-1)	315	2:46
F20	BELMONT	W	4-1	9	2-2	0-0	M. Hicks (W, 1-0)	606	2:22
F23	NORTHERN ILLINOIS-1	W	9-5	9	3-2	0-0	R. Thurston (W, 1-1)	553	2:57
F23	NORTHERN ILLINOIS-2	W	1-0	9	4-2	0-0	J. Green (W, 1-0)	553	2:17
F24	NORTHERN ILLINOIS	W	10-2	9	5-2	0-0	P. Kirkpatrick (W, 1-0)	324	2:30
F25	NORTHERN ILLINOIS	L	0-5	9	5-3	0-0	T. Newell (L, 0-2)	313	2:53
F27	at #7 Kentucky	L	3-4	9	5-4	0-0	B. Morrison (L, 0-1)	3,240	2:55
M2	WEST VIRGINIA	L	5-7	9	5-5	0-0	A. Tibbs (L, 0-1)	474	2:58
M3	WEST VIRGINIA	L	9-11	10	5-6	0-0	B. Morrison (L, 0-2)	532	3:25
M4	WEST VIRGINIA	L	1-7	9	5-7	0-0	P. Kirkpatrick (L, 1-1)	445	2:40
M6	at Belmont	W	15-7	9	6-7	0-0	M. Richardson (W, 1-0)	115	3:20
M9	BOWLING GREEN	W	17-5	9	7-7	0-0	R. Thurston (W, 2-1)	123	2:39
M10	BOWLING GREEN-1	W	5-4	9	8-7	0-0	C. Taylor (W, 2-0)	137	2:37
M10	BOWLING GREEN-2	W	9-3	9	9-7	0-0	P. Kirkpatrick (W, 2-1)	137	2:17
M13	EASTERN KENTUCKY	L	5-7	9	9-8	0-0	E. Acosta (L, 0-1)	151	3:15
M16	MIDDLE TENNESSEE*	L	2-3	9	9-9	0-1	R. Thurston (L, 2-2)	216	3:05
M17	MIDDLE TENNESSEE*	L	7-8	9	9-10	0-2	C. Taylor (L, 2-1)	342	3:11
M18	MIDDLE TENNESSEE*	W	10-7	9	10-10	1-2	A. Tibbs (W, 1-1)	269	3:13
M21	#15 LOUISVILLE	L	5-8	9	10-11	1-2	A. Tibbs (L, 1-2)	406	3:43
M23	at Rice*	L	0-4	9	10-12	1-3	R. Thurston (L, 2-3)	2,397	2:33
M24	at Rice*	W	5-4	9	11-12	2-3	E. Acosta (W, 1-1)	2,427	2:59
M25	at Rice*	W	4-0	9	12-12	3-3	P. Kirkpatrick (W, 3-1)	2,186	2:32
M27	at Eastern Kentucky	W	13-9	9	13-12	3-3	E. Acosta (W, 2-1)	250	3:50
M29	UTSA*	L	0-5	9	13-13	3-4	R. Thurston (L, 2-4)	222	2:31
M30	UTSA*	L	4-10	9	13-14	3-5	C. Taylor (L, 2-2)	317	2:51
M31	UTSA*	W	9-5	9	14-14	4-5	B. Morrison (W, 1-2)	258	2:54
A6	at #13 Southern Miss*	L	2-8	9	14-15	4-6	E. Acosta (L, 2-2)	3,388	3:24
A7	at #13 Southern Miss*	W	7-1	9	15-15	5-6	R. Thurston (W, 3-4)	3,456	2:49
A8	at #13 Southern Miss*	L	1-14	7	15-16	5-7	P. Kirkpatrick (L, 3-2)	3,396	2:17
A10	at #15 Vanderbilt	L	2-3	9	15-17	5-7	M. Martin (L, 0-1)	2,525	2:58
A13	MARSHALL-1*	L	5-6	9	15-18	5-8	B. Morrison (L, 1-3)	447	3:09
A13	MARSHALL-2*	W	6-2	9	16-18	6-8	P. Kirkpatrick (W, 4-2)	447	3:08
A14	MARSHALL*	W	7-5	9	17-18	7-8	M. Martin (W, 1-1)	203	3:13
A17	TENNESSEE TECH	L	1-10	9	17-19	7-8	T. Newell (L, 0-3)	392	2:44
A20	at UAB*	W	13-5	9	18-19	8-8	M. Martin (W, 2-1)	567	3:30
A21	at UAB-1*	L	0-5	9	18-20	8-9	P. Kirkpatrick (L, 4-3)	567	2:29
A21	at UAB-2*	W	8-5	9	19-20	9-9	B. Morrison (W, 2-3)	567	3:02
A24	at Louisville	L	4-5	9	19-21	9-9	M. Richardson (L, 1-1)	2,089	3:30
A27	LOUISIANA TECH*	W	6-1	9	20-21	10-9	R. Thurston (W, 4-4)	572	2:20
A28	LOUISIANA TECH*	L	4-13	9	20-22	10-10	P. Kirkpatrick (L, 4-4)	394	3:00
A29	LOUISIANA TECH*	L	2-4	11	20-23	10-11	B. Morrison (L, 2-4)	333	3:52
M1	at Austin Peay	L	0-6	9	20-24	10-11	P. Kirkpatrick (L, 4-5)	342	2:44
M4	at Charlotte*	L	2-4	9	20-25	10-12	T. Newell (L, 0-4)	922	2:39
M5	at Charlotte*	L	4-6	9	20-26	10-13	R. Thurston (L, 4-5)	897	3:21
M6	at Charlotte*	W	9-8	9	21-26	11-13	B. Morrison (W, 3-4)	757	3:31
M11	FIU*	L	6-10	9	21-27	11-14	C. Boyd (L, 0-1)	250	3:06
M12	FIU*	L	3-6	9	21-28	11-15	C. Taylor (L, 2-3)	323	3:23
M13	FIU*	L	4-8	9	21-29	11-16	P. Kirkpatrick (L, 4-6)	263	2:30
M17	at Florida Atlantic*	L	2-15	9	21-30	11-17	R. Thurston (L, 4-6)	337	3:19
M18	at Florida Atlantic*	L	5-6	11	21-31	11-18	C. Taylor (L, 2-4)	365	3:54

* Indicates Conference USA game

HITTING

	Avg.	GP-S	AB	R	H	2B	3B	HR	RBI	TB	SL%	BB	HP	K	DP	OB%	SF	SH	SB	PO	A	E	Fld%
Steven Kraft	.382	44-42	170	34	65	13	0	2	33	84	.494	29	5	27	4	.483	1	1	7-9	57	82	5	.965
Luke Brown	.369	48-39	168	27	62	6	0	0	14	68	.405	9	2	27	2	.403	2	3	11-18	71	0	0	1.000
Ray Zuberer III	.315	48-44	165	30	52	4	3	3	22	71	.430	24	1	34	4	.401	2	1	6-8	11	7	2	.900
Jacob Rhinesmith	.306	52-52	209	45	64	4	3	14	43	116	.555	24	5	36	8	.383	5	0	13-18	141	2	2	.986
Colie Currie	.260	48-48	192	25	50	7	3	3	31	72	.375	13	7	41	4	.324	4	1	10-13	91	0	2	.978
Colin Butkiewicz	.241	46-40	145	16	35	9	0	2	25	50	.345	14	5	47	4	.327	1	3	2-2	318	36	6	.983
Kevin Lambert	.219	52-52	178	24	39	5	0	3	14	53	.298	11	1	51	4	.268	0	2	2-2	64	147	7	.968
Tyler Robertson	.213	46-45	155	17	33	6	1	4	28	53	.342	21	4	35	3	.309	8	3	1-2	291	47	5	.985
Chase Larsen	.198	43-32	126	13	25	2	1	0	7	29	.230	5	9	24	4	.279	0	3	2-4	161	32	5	.975

Sam McElreath	.360	9-9	25	1	9	1	0	1	4	13	.520	1	6	3	1	.485	1	1	0-0	4	14	1	.947
Richard Constantine	.247	37-14	77	5	19	1	0	0	9	20	.260	7	2	17	2	.322	1	0	1-1	20	1	0	1.000
Dillon Nelson	.217	16-13	46	5	10	2	0	1	3	15	.326	6	5	8	0	.362	1	0	1-2	24	0	0	1.000
Nick Brunson	.182	38-25	77	13	14	5	1	1	5	24	.312	11	2	18	1	.297	1	3	0-0	15	37	5	.912
Jake Ryan	.139	21-11	36	4	5	0	0	1	3	8	.222	4	1	13	0	.244	0	0	0-1	91	4	4	.960
Cody Cooper	.000	2-1	1	0	0	0	0	0	0	0	.000	0	1	0	0	.000	0	1	0-0	5	2	0	1.000
Ryan Thurston	.000	1-1	0	0	0	0	0	0	0	0	.000	0	0	0	0	.000	0	0	0-0	0	13	1	.929

Totals	.272	52G	1770	259	482	65	12	35	241	676	.382	179	55	382	41	.353	27	22	56-80	1375	469	52	.973
Opponents	.277	52G	1812	299	502	103	7	48	275	763	.421	234	48	428	26	.371	21	26	68-82	1377	520	57	.971

LOB - WKU (417), Opp (468) | **DPs Turned** - WKU (32), Opp (47). | **CI** - WKU (1), C. Butkiewicz 1.
IBB - WKU (6), J. Rhinesmith 4, C. Currie 1, R. Zuberer 1, Opp (6) | **Picked off** - WKU (3), C. Currie 2, C. Butkiewicz 1

PITCHING

	ERA	W-L	GP-S	CG	SV	IP	H	R	ER	BB	K	2B	3B	HR	BF	Avg.	WP	HP	BK	SF	SH
Ryan Thurston	4.24	4-6	15-14	0	0	80.2	76	41	38	46	87	10	0	5	368	.251	8	9	1	1	9
Paul Kirkpatrick	5.68	4-6	14-13	2	0	63.1	76	48	40	15	58	15	1	7	287	.290	4	5	0	3	1

Ben Morrison	2.21	3-4	19-0	0	7	36.2	31	15	9	9	42	6	0	3	156	.217	2	1	0	2	1
Conner Boyd	2.38	0-1	25-0	0	0	22.2	21	7	6	4	20	2	1	3	95	.253	2	5	0	1	2
Michael Hicks	3.74	1-0	20-1	0	0	21.2	28	9	9	12	31	6	0	0	109	.304	8	4	1	1	0
Austin Tibbs	4.34	1-2	22-1	0	0	18.2	20	10	9	7	16	4	1	0	81	.270	0	0	0	0	0
Maddex Richardson	4.58	1-1	18-0	0	0	19.2	22	10	10	14	22	4	0	3	93	.301	7	0	0	4	2
Evan Acosta	5.03	2-2	18-8	0	1	39.1	43	25	22	19	20	12	1	2	186	.276	4	8	1	1	2
Michael Martin	5.21	2-1	22-0	0	1	19.0	20	14	11	9	14	6	0	2	86	.267	5	1	1	0	1
Devon Loomis	6.05	0-0	15-0	0	0	19.1	23	15	13	11	21	5	0	7	92	.291	2	1	0	1	0
Troy Newell	6.40	0-4	17-8	0	0	32.1	36	26	23	27	19	9	1	2	162	.290	9	6	0	3	2
Jacob Green	6.75	1-0	23-0	0	1	24.0	23	18	18	14	30	6	0	2	111	.256	6	2	1	2	3
Colby Taylor	6.96	2-4	15-7	0	0	42.2	53	38	33	33	35	9	2	5	215	.305	12	5	0	1	2
Jeff Ciocco	9.45	0-0	6-0	0	0	6.2	11	7	7	3	4	4	0	3	36	.367	3	1	0	1	1
Malcolm Grady	9.58	0-0	7-0	0	0	10.1	14	11	11	8	8	4	0	3	53	.311	1	0	0	0	0
Jared Wilson	33.75	0-0	2-0	0	0	1.1	5	5	5	3	1	1	0	1	12	.556	1	0	0	0	0

Totals	5.18	21-31	52G	2	10	458.1	502	299	264	234	428	103	7	48	2142	.277	74	48	5	21	26
Opponents	4.24	31-21	52G	1	12	459.0	482	259	216	179	382	65	12	35	x	.272	28	55	5	27	22

Passed Balls - WKU (11), C. Butkiewicz 10, J. Ryan 1, Opp (5).
Pickoffs - WKU (4), P. Kirkpatrick 2, R. Thurston 1, C. Butkiewicz 1, Opp (3).

GENERAL

HITTOPPERS

2018 REVIEW

HISTORY

UNIVERSITY

OPPONENTS

FIELDING

	C	PO	A	E	FLD%	DP	SBA	CSB	SBA%	PB	CI
Luke Brown	71	71	0	0	1.000	0	0	0	---	0	0
Dillon Nelson	24	24	0	0	1.000	0	0	0	---	0	0
Richard Constantine	20	20	1	0	1.000	3	0	0	---	0	0
Evan Acosta	7	1	6	0	1.000	0	1	2	.333	0	0
Cody Cooper	7	5	2	0	1.000	0	1	0	1.000	0	0
Colby Taylor	6	0	6	0	1.000	0	6	3	.667	0	0
Michael Martin	6	4	2	0	1.000	0	2	1	.667	0	0
Conner Boyd	4	0	4	0	1.000	0	6	0	1.000	0	0
Maddex Richardson	2	0	2	0	1.000	0	7	2	.778	0	0
Austin Tibbs	2	0	2	0	1.000	0	2	1	.667	0	0
Jeff Ciocco	1	0	1	0	1.000	0	0	0	---	0	0
Devon Loomis	1	1	0	0	1.000	0	3	0	---	0	0
Jacob Rhinesmith	145	141	2	2	.986	0	0	0	---	0	0
Tyler Robertson	343	291	47	5	.985	23	0	0	---	0	0
Colin Butkiewicz	360	318	36	6	.983	1	43	11	.796	10	1
Colie Currie	93	91	0	2	.978	0	0	0	---	0	0
Chase Larsen	198	161	32	5	.975	11	0	0	---	0	0
Kevin Lambert	218	64	147	7	.968	28	0	0	---	0	0
Steven Kraft	144	57	82	5	.965	16	0	0	---	0	0
Jake Ryan	99	91	4	4	.960	0	24	1	.960	1	0
Sam McElreath	19	4	14	1	.947	1	0	0	---	0	0
Paul Kirkpatrick	17	4	12	1	.941	0	13	0	1.000	0	0
Ryan Thurston	14	0	13	1	.929	0	7	2	.778	0	0
Nick Brunson	57	15	37	5	.912	0	0	0	---	0	0
Ray Zuberer III	20	11	7	2	.900	0	0	0	---	0	0
Jacob Green	4	0	3	1	.750	0	5	1	.833	0	0
Ben Morrison	4	0	3	1	.750	0	7	0	1.000	0	0
Michael Hicks	5	1	2	2	.600	0	3	2	.600	0	0
Troy Newell	4	0	2	2	.500	0	6	0	1.000	0	0
Totals	1896	1375	469	52	.973	32	68	14	.829	11	1
Opponents	1954	1377	520	57	.971	47	56	24	.700	5	0

Inning-By-Inning Summary

	1	2	3	4	5	6	7	8	9	EX	Total
WKU	39	29	36	37	32	21	22	24	17	2	259
Opponent	39	29	42	41	32	34	21	35	19	7	299

Record When WKU Scores:

Runs	0	1	2	3	4	5	6	7	8	9	10+
W-L	0-6	1-4	0-6	1-2	2-5	2-5	2-1	2-1	1-0	4-1	6-0

Record When Opponent Scores:

Runs	0	1	2	3	4	5	6	7	8	9	10+
W-L	2-0	4-0	2-0	1-2	2-5	6-4	0-5	2-4	1-4	1-0	0-7

Record When Leading After:

Inn.	1	2	3	4	5	6	7	8
W-L	11-3	15-2	16-2	15-4	17-6	17-4	18-3	20-1

Record When Trailing After:

Inn.	1	2	3	4	5	6	7	8
W-L	0-11	0-16	0-20	2-24	1-25	2-26	1-22	1-26

Record When Tied After:

Inn.	1	2	3	4	5	6	7	8
W-L	10-17	6-13	5-9	4-3	3-0	2-1	2-5	0-3

WIN-LOSS SUMMARY

Overall	21-31
Conference USA	11-18
Non-Conference	10-13
Home	12-17
Away	9-14
Day	17-20
Night	4-11
vs. Lefty Starter	9-12
vs. Righty Starter	12-19
1-Run Games	4-7
2-Run Games	2-6
5+ Run Games	7-12
Extra Innings	0-3
Shutouts	2-6

When WKU Scores...

0-2 Runs	1-16
3-5 Runs	5-12
6-9 Runs	9-3
10+ Runs	6-0
In The 1st Inning	14-5
First	17-9

When Opponent Scores...

0-2 Runs	8-0
3-5 Runs	9-11
6-9 Runs	4-13
10+ Runs	0-7
In the 1st Inning	7-12
First	4-22

When WKU...

Hits 0 Homeruns	9-21
Hits 1 Homerun	6-8
Hits 2+ Homeruns	6-2
Makes 0 Errors	8-11
Makes 1 Error	11-10
Makes 2+ Errors	2-10

When Opponent...

Hits 0 Homeruns	14-10
Hits 1 Homerun	6-10
Hits 2+ Homeruns	1-11
Makes 0 Errors	6-13
Makes 1 Error	7-11
Makes 2+ Errors	8-7

Who Has More Hits...

WKU	16-6
Opponent	5-21
Tied	0-4

Attendance (Avg.)...

Home	10,002 (344)
Away	31,696 (1,378)
Total	41,698 (801)

Date	Opp.	AB	R	H	RBI	2B	3B	HR	TB	BB	IBB	SB	CS	HP	SH	SF	DP	K	PO	A	E	LOB	
F17	at Memphis	32	0	8	0	0	0	0	8	3	0	1	1	2	2	0	0	15	24	9	1	12	
F18	at Memphis-1	31	3	6	3	1	1	0	9	4	0	1	1	1	1	0	0	7	27	8	0	7	
F18	at Memphis-2	31	1	4	1	0	0	1	7	0	0	0	0	2	0	0	0	8	24	5	2	5	
F20	BELMONT	27	4	8	4	0	1	0	10	3	0	0	1	2	1	1	2	6	27	9	0	6	
F23	NORTHERN ILLINOIS-1	36	9	14	9	2	2	0	20	3	0	4	1	2	0	1	0	4	27	10	0	9	
F23	NORTHERN ILLINOIS-2	26	1	3	1	1	1	1	9	2	0	0	0	0	1	0	1	3	27	12	0	4	
F24	NORTHERN ILLINOIS	35	10	15	10	1	0	0	16	3	0	0	0	4	1	1	3	5	27	14	1	10	
F25	NORTHERN ILLINOIS	31	0	5	0	0	0	0	5	2	0	1	0	2	0	0	1	6	27	10	1	8	
F27	at #7 Kentucky	31	3	6	3	1	0	1	10	0	0	0	0	0	1	1	0	8	26	9	1	3	
M2	WEST VIRIGNIA	31	5	10	5	1	1	1	16	2	0	2	1	2	3	1	1	5	27	14	0	7	
M3	WEST VIRIGNIA	40	9	11	9	1	1	3	23	3	0	0	0	4	0	2	0	12	30	8	1	10	
M4	WEST VIRIGNIA	31	1	6	1	1	0	0	7	3	0	0	0	1	0	1	1	6	27	10	2	8	
M6	at Belmont	43	15	17	15	3	0	5	35	4	0	1	0	0	1	0	0	7	27	6	1	6	
M9	BOWLING GREEN	42	17	17	17	2	1	2	27	6	0	2	0	0	0	0	0	6	27	9	2	7	
M10	BOWLING GREEN	30	5	9	5	0	0	1	12	2	0	3	0	0	0	1	1	7	27	10	1	4	
M10	BOWLING GREEN	37	9	15	9	4	0	3	28	2	0	1	1	1	0	0	0	6	27	4	0	7	
M13	EASTERN KENTUCKY	34	5	11	5	4	0	0	15	3	0	1	1	1	0	1	2	6	27	14	2	7	
M16	MIDDLE TENNESSEE*	33	2	8	2	0	0	0	8	8	0	2	0	4	0	1	1	6	27	11	0	17	
M17	MIDDLE TENNESSEE*	38	7	13	7	2	1	0	17	5	0	3	1	2	0	0	1	4	27	11	1	11	
M18	MIDDLE TENNESSEE*	34	10	13	8	0	0	0	13	5	0	4	0	2	0	2	2	5	27	15	1	9	
M21	#15 LOUISVILLE	35	5	11	3	1	0	2	18	3	0	0	2	2	0	0	2	4	27	6	1	8	
M23	at Rice*	29	0	1	0	0	0	0	1	2	0	0	0	1	0	0	1	14	24	4	0	5	
M24	at Rice*	40	5	15	5	3	0	1	21	2	0	0	1	0	0	0	1	11	27	8	2	10	
M25	at Rice*	34	4	10	4	3	0	0	13	6	0	2	1	1	0	0	2	3	27	13	1	10	
M27	at Eastern Kentucky	42	13	16	12	4	1	2	28	7	1	1	1	0	0	0	2	8	27	12	1	9	
M29	UTSA*	32	0	5	0	0	0	0	5	2	0	0	1	0	2	0	0	1	8	27	9	1	9
M30	UTSA*	33	4	7	3	3	0	0	10	5	0	2	0	1	0	1	0	14	27	8	2	9	
M31	UTSA*	34	9	11	8	2	0	1	16	7	0	3	1	1	0	0	0	9	27	8	1	9	
A6	at #13 Southern Miss*	37	2	9	2	0	0	0	9	2	0	3	0	2	0	0	0	7	24	10	5	12	
A7	at #13 Southern Miss*	38	7	10	7	1	0	1	14	5	0	4	0	0	0	0	0	11	27	8	1	9	
A8	at #13 Southern Miss*	25	1	3	1	0	0	0	3	1	0	0	0	0	0	0	1	4	18	4	1	4	
A10	at #15 Vanderbilt	29	2	3	1	0	0	0	3	5	0	0	2	1	0	0	0	12	24	6	0	6	
A13	MARSHALL-1*	29	5	6	5	1	0	0	7	10	0	0	2	1	1	1	1	6	27	8	2	10	
A13	MARSHALL-2*	32	6	8	5	0	0	0	8	8	1	1	0	0	2	0	0	6	27	9	1	12	
A15	MARSHALL	30	7	9	6	2	0	0	11	3	0	0	0	2	0	4	0	3	27	4	1	8	
A17	TENNESSEE TECH	32	1	5	1	2	0	1	10	2	0	1	0	1	0	0	0	11	27	10	0	7	
A20	at UAB*	46	13	20	12	2	0	1	25	2	0	0	1	0	2	1	0	4	27	6	0	11	
A21	at UAB-1*	31	0	5	0	0	0	0	5	3	0	0	1	1	0	0	1	9	24	12	0	8	
A21	at UAB-2*	37	8	12	7	2	1	0	16	3	1	0	0	2	1	1	1	10	27	12	0	9	
A24	at Louisville	30	4	6	3	1	0	0	7	7	0	0	1	1	0	1	1	5	24	6	0	8	
A27	LOUISIANA TECH*	30	6	9	5	2	0	2	17	2	0	1	1	0	1	0	0	5	27	11	0	3	
A28	LOUISIANA TECH*	32	4	7	4	1	0	1	11	1	0	0	0	0	0	0	2	8	27	10	1	2	
A29	LOUISIANA TECH*	41	2	12	2	0	0	0	12	5	1	1	0	2	1	0	1	8	33	10	2	14	
M1	at Austin Peay	33	0	6	0	2	0	0	8	5	0	0	0	0	0	0	0	8	24	8	1	11	
M4	at Charlotte*	34	2	9	1	1	0	0	10	3	0	1	0	0	0	1	1	4	24	11	0	9	
M5	at Charlotte*	35	4	9	4	1	0	1	13	0	0	0	0	0	3	1	0	5	24	10	2	8	
M6	at Charlotte*	38	9	11	9	1	1	2	20	2	1	2	0	0	0	1	0	8	27	7	1	5	
M11	FIU*	37	6	11	6	1	0	0	12	2	0	5	0	0	0	0	1	11	27	7	0	6	
M12	FIU*	30	3	7	3	2	0	0	9	5	0	2	1	0	0	1	1	5	27	10	0	6	
M13	FIU*	31	4	7	2	0	0	0	7	2	0	0	0	0	0	0	3	7	27	5	2	2	
M17	at Florida Atlantic*	39	2	11	2	0	0	1	14	3	0	0	0	1	0	0	0	15	24	8	0	14	
M18	at Florida Atlantic*	42	5	12	4	3	0	1	18	1	1	0	1	1	0	1	2	7	32	11	6	7	

* Indicates Conference USA game

GENERAL

HILTOPPERS

2018 REVIEW

HISTORY

UNIVERSITY

OPPONENTS

Date	Opp.	IP	H	R	ER	BB	K	2B	3B	HR	WP	BK	HP	DP	IBB	SCORE	W-L	SV	ERA
F17	at Memphis	8.0	7	4	4	6	10	3	0	0	2	0	1	1	1	0-4	0-1	0	4.50
F18	at Memphis	9.0	4	1	1	6	5	1	0	0	3	0	1	1	0	3-1	1-1	1	2.65
F18	at Memphis	8.0	9	7	7	5	10	3	0	1	3	0	0	0	0	1-7	1-2	1	4.32
F20	BELMONT	9.0	9	1	1	1	9	1	0	0	1	0	0	0	0	4-1	2-2	1	3.44
F23	NORTHERN ILLINOIS-1	9.0	7	5	5	7	12	0	0	0	1	3	0	0	0	9-5	3-2	2	3.77
F23	NORTHERN ILLINOIS-2	9.0	4	0	0	6	8	0	0	0	1	0	1	2	0	1-0	4-2	3	3.12
F24	NORTHERN ILLINOIS	9.0	5	2	2	1	10	1	0	0	1	0	2	0	0	10-2	5-2	3	2.95
F25	NORTHERN ILLINOIS	9.0	11	5	5	5	4	1	0	0	1	0	1	1	0	0-5	5-3	3	3.21
F27	at #7 Kentucky	8.2	7	4	3	4	4	1	0	1	1	0	3	3	0	3-4	5-4	3	3.20
M2	WEST VIRGINIA	9.0	11	7	6	7	5	4	1	2	1	0	0	2	0	5-7	5-5	3	3.49
M3	WEST VIRGINIA	10.0	15	11	10	4	11	3	0	4	2	0	1	0	0	9-11	5-6	3	4.05
M4	WEST VIRGINIA	9.0	9	7	4	1	6	2	0	1	1	0	2	1	0	1-7	5-7	3	4.05
M6	at Belmont	9.0	10	7	6	8	8	7	0	1	2	0	0	0	0	15-7	6-7	3	4.20
M9	BOWLING GREEN	9.0	10	5	5	3	8	4	0	0	2	0	0	0	0	17-5	7-7	3	4.26
M10	BOWLING GREEN-1	9.0	8	4	4	5	10	1	0	0	4	0	2	0	0	5-4	8-7	4	4.24
M10	BOWLING GREEN-2	9.0	7	3	3	1	11	1	0	0	1	0	0	0	0	9-3	9-7	4	4.16
M13	EASTERN KENTUCKY	9.0	8	7	6	6	7	3	0	1	2	0	2	2	0	5-7	9-8	4	4.27
M16	MIDDLE TENNESSEE*	9.0	7	3	3	3	11	0	0	1	0	0	0	0	0	2-3	9-9	4	4.20
M17	MIDDLE TENNESSEE*	9.0	9	8	6	5	9	2	1	0	3	1	0	0	0	7-8	9-10	4	4.30
M18	MIDDLE TENNESSEE*	9.0	10	7	6	3	5	3	1	1	1	0	0	1	1	10-7	10-10	5	4.38
M21	#15 LOUISVILLE	9.0	11	8	8	7	9	3	0	0	3	0	2	1	0	5-8	10-11	5	4.56
M23	at Rice*	8.0	9	4	4	2	10	1	1	0	1	0	1	0	0	0-4	10-12	5	4.55
M24	at Rice*	9.0	11	4	3	3	10	1	0	1	0	0	2	0	0	5-4	11-12	6	4.49
M25	at Rice*	9.0	4	0	0	0	7	0	0	0	0	0	0	2	0	4-0	12-12	6	4.30
M27	at Eastern Kentucky	9.0	14	9	8	7	8	2	0	1	2	0	1	2	0	13-9	13-12	7	4.45
M29	UTSA*	9.0	8	5	5	2	5	0	0	2	1	0	0	0	0	0-5	13-13	7	4.47
M30	UTSA*	9.0	12	10	8	4	12	5	0	2	2	0	1	0	0	4-10	13-14	7	4.60
M31	UTSA*	9.0	10	5	4	0	10	3	1	1	1	0	0	0	0	9-5	14-14	7	4.58
A6	at #13 Southern Miss*	8.0	9	8	2	6	3	1	1	1	1	2	2	0	1	2-8	14-15	7	4.51
A7	at #13 Southern Miss*	9.0	8	1	1	4	11	1	0	0	0	0	0	2	0	7-1	15-15	7	4.39
A8	at #13 Southern Miss*	6.0	15	14	12	9	8	2	0	3	2	0	0	0	0	1-14	15-16	7	4.69
A10	at #15 Vanderbilt	8.0	6	3	3	6	8	1	0	2	2	0	2	0	0	2-3	15-17	7	4.65
A13	MARSHALL-1*	9.0	11	6	5	8	9	1	1	0	1	0	1	1	0	5-6	15-18	7	4.66
A13	MARSHALL-2*	9.0	10	2	2	2	10	2	0	0	0	0	1	0	0	6-2	16-18	8	4.58
A15	MARSHALL	9.0	16	5	5	1	12	1	0	0	2	1	0	0	0	7-5	17-18	9	4.59
A17	TENNESSEE TECH	9.0	11	10	10	6	8	4	0	2	1	0	0	0	0	1-10	17-19	9	4.75
A20	at UAB*	9.0	11	5	5	6	7	2	0	0	1	0	0	1	0	13-5	18-19	9	4.75
A21	at UAB-1*	8.0	9	5	5	1	4	1	0	0	2	0	3	1	0	0-5	18-20	9	4.77
A21	at UAB-2*	9.0	5	5	5	8	7	2	0	2	0	0	0	0	1	8-5	19-20	9	4.78
A24	at Louisville	8.0	10	5	5	7	6	2	0	0	2	0	1	1	0	4-5	19-21	9	4.80
A27	LOUISIANA TECH*	9.0	7	1	1	2	10	1	0	1	0	0	3	0	0	6-1	20-21	9	4.70
A28	LOUISIANA TECH*	9.0	18	13	11	8	8	4	0	2	2	0	2	2	0	4-13	20-22	9	4.86
A29	LOUISIANA TECH*	11.0	12	4	3	5	10	1	0	1	1	0	1	1	1	2-4	20-23	9	4.79
M1	at Austin Peay	8.0	10	6	6	3	8	3	0	1	0	0	1	0	0	0-6	20-24	9	4.83
M4	at Charlotte*	8.0	8	4	4	5	4	3	0	0	4	0	0	1	0	2-4	20-25	9	4.82
M5	at Charlotte*	8.0	9	6	4	5	8	1	0	0	1	0	1	0	0	4-6	20-26	9	4.82
M6	at Charlotte*	9.0	13	8	8	5	5	2	0	0	2	0	0	0	0	9-8	21-26	10	4.89
M11	FIU*	9.0	12	10	10	4	12	2	0	3	0	0	0	1	0	6-10	21-27	10	4.99
M12	FIU*	9.0	12	6	6	5	7	3	0	1	6	0	1	1	0	3-6	21-28	10	5.02
M13	FIU*	9.0	10	8	5	3	13	2	0	2	0	0	0	0	0	4-8	21-29	10	5.02
M17	at Florida Atlantic*	8.0	13	15	15	9	7	3	0	6	1	0	2	1	0	2-15	21-30	10	5.23
M18	at Florida Atlantic*	10.2	11	6	4	4	9	2	0	1	1	0	1	0	1	5-6	21-31	10	5.18

* Indicates Conference USA game

No.	Player	G#	Opp.	Pitcher	RBI	Count	Outs	Inn.	Score	Final
1	J. Rhinesmith	3	at Memphis-2	Hicks	1	3-2	2	4	0-7	L, 1-7
2	D. Nelson	6	Northern Illinois-2	Sims	1	3-2	2	8	0-0	W, 1-0
3	R. Zuberer	9	at #7 Kentucky	Harper	2	1-2	1	5	1-0	L, 3-4
4	C. Butkiewicz	10	West Virginia	Myers	2	1-0	2	4	0-1	L, 5-7
5	J. Rhinesmith	11	West Virginia	Manoah	4	0-1	2	4	0-5	L, 9-11
6	J. Rhinesmith	11	West Virginia	Young	1	1-1	2	6	5-8	L, 9-11
7	S. McElreath	11	West Virginia	Young	1	1-0	1	7	6-8	L, 9-11
8	K. Lambert	13	at Belmont	Fowlkes	2	0-0	2	2	0-0	W, 15-7
9	T. Robertson	13	at Belmont	Fowlkes	4	0-1	1	3	2-0	W, 15-7
10	J. Rhinesmith	13	at Belmont	Schultz	3	1-2	2	3	6-0	W, 15-7
11@	T. Robertson	13	at Belmont	Schultz	1	3-1	0	5	9-5	W, 15-7
12	R. Zuberer	13	at Belmont	Schultz	2	1-0	1	5	10-5	W, 15-7
13	C. Currie	14	Bowling Green	Spezia	2	2-1	0	3	11-1	W, 17-5
14	T. Robertson	14	Bowling Green	Spezia	1	0-2	2	4	16-1	W, 17-5
15	J. Rhinesmith	15	Bowling Green-1	Anderson	2	0-0	0	1	0-0	W, 5-4
16	J. Rhinesmith	16	Bowling Green-2	Steward	1	0-0	1	1	0-0	W, 9-3
17	J. Rhinesmith	16	Bowling Green-2	Steward	2	1-1	2	2	4-3	W, 9-3
18@	J. Ryan	16	Bowling Green-2	Croy	1	1-1	0	4	6-3	W, 9-3
19@	C. Currie	21	#15 Louisville	Hoeing	1	1-2	0	2	0-0	L, 5-8
20@	J. Rhinesmith	21	#15 Louisville	Detmers	1	3-1	0	4	1-1	L, 5-8
21	T. Robertson	23	at Rice*	Jefferies	2	1-2	1	1	1-0	W, 5-4
22	J. Rhinesmith	25	at Eastern Kentucky	Brian	3	1-1	0	1	0-0	W, 13-9
23	S. Kraft	25	at Eastern Kentucky	Williams	2	0-0	1	2	4-3	W, 13-9
24	K. Lambert	28	UTSA*	Kirby	2	0-0	1	4	4-5	W, 9-5
25	J. Rhinesmith	30	at #13 Southern Miss	Powers	2	3-1	1	4	5-0	W, 7-1
26@	J. Rhinesmith	36	Tennessee Tech	Dye	1	3-1	0	6	0-6	L, 1-10
27	K. Lambert	37	at UAB*	Gonzales	4	0-0	0	8	5-2	W, 13-5
28@	R. Zuberer	41	Louisiana Tech*	Miller	1	0-0	0	2	0-0	W, 6-1
29	C. Butkiewicz	41	Louisiana Tech*	Miller	3	1-0	2	3	2-0	W, 6-1
30	S. Kraft	42	Louisiana Tech*	Stiglets	3	0-2	1	8	1-12	L, 4-13
31	J. Rhinesmith	46	at Charlotte*	Brooks	1	1-0	1	4	0-3	L, 4-6
32	J. Rhinesmith	47	at Charlotte*	Cooner	3	2-1	2	2	3-0	W, 9-8
33	N. Brunson	47	at Charlotte*	Pinkney	1	3-2	2	6	6-7	W, 9-8
34	J. Rhinesmith	51	at Florida Atlantic*	Prather	1	1-1	1	9	1-15	L, 2-15
35@	C. Currie	52	at Florida Atlantic*	Coletti	1	3-2	0	2	0-1	L, 5-6

* Indicates Conference USA game

@ Indicates the homerun led off the inning
 "Score" and "Final" are from WKU perspective

GENERAL

HILTOPPERS

2018 REVIEW

HISTORY

UNIVERSITY

OPPONENTS

MULTIPLE HIT GAMES

	2	3	4/5 Tot
J. Rhinesmith	16	5	2 23
S. Kraft	11	8	1 20
L. Brown	10	4	4 18
C. Currie	12	2	0/1 15
R. Zuberer III	8	3	1 12
C. Butkiewicz	9	1	0 10
K. Lambert	6	1	0 7
T. Robertson	4	2	0 6
C. Larsen	2	3	0 5
N. Brunson	3	0	0 3
R. Constantine	2	1	0 3
S. McElreath	3	0	0 3
D. Nelson	2	1	0 3
J. Ryan	1	0	0 1
TEAM (2018)	89	31	8/1 129
TEAM (2017)	88	25	1 114

MULTIPLE RBI GAMES

	2	3	4	5	Tot
J. Rhinesmith	7	2	1	2	12
S. Kraft	6	4	0	0	10
C. Currie	6	2	1	0	9
C. Butkiewicz	5	2	1	0	8
R. Zuberer III	4	3	0	0	7
T. Robertson	4	0	0	2	6
K. Lambert	2	1	1	0	4
L. Brown	3	0	0	0	3
R. Constantine	3	0	0	0	3
C. Larsen	3	0	0	0	3
N. Brunson	1	0	0	0	1
TEAM (2018)	44	14	4	4	66
TEAM (2017)	40	6	8	2	56

MULTIPLE RUN GAMES

	2	3/4 Tot
J. Rhinesmith	8	1/1 10
S. Kraft	4	5 9
L. Brown	5	1 6
C. Currie	4	2 6
K. Lambert	6	0 6
R. Zuberer III	3	3 6
N. Brunson	3	0 3
C. Butkiewicz	3	0 3
T. Robertson	3	0 3
J. Ryan	2	0 2
R. Constantine	1	0 1
C. Larsen	0	1 1
D. Nelson	1	0 1
TEAM (2018)	43	14 57
TEAM (2017)	39	14 53

No.	Player	G#	Opp.	Pitcher	RBI	Count	Outs	Inn.	Score	Final
1	C. Williams	3	at Memphis-2	Grady	2	3-1	1	3	5-0	W, 7-1
2	R. Johnson	9	at #7 Kentucky	Morrison	1	1-2	1	9	0-3	W, 4-3
3	C. Illig	10	West Virginia	Boyd	3	3-1	0	8	3-4	W, 7-5
4	D. Hill	10	West Virginia	Loomis	1	1-1	1	9	6-5	W, 7-5
5@	K. Gray	11	West Virginia	Taylor	1	1-2	0	4	3-0	W, 11-9
6	C. Illig	11	West Virginia	Grady	2	3-2	1	5	5-4	W, 11-9
7	K. Gray	11	West Virginia	Grady	1	3-1	2	5	7-4	W, 11-9
8@	K. Brophy	11	West Virginia	Morrison	1	1-1	0	9	8-8	W, 11-9
9	K. Gray	12	West Virginia	Richardson	1	0-1	1	9	6-1	W, 7-1
10	M. Cogen	13	at Belmont	Acosta	3	3-1	1	3	1-9	L, 7-15
11@	C. Botsoe	17	Eastern Kentucky	Richardson	1	1-0	0	7	6-3	W, 7-5
12	A. Aucker	18	Middle Tennessee*	Thurston	1	2-1	2	8	2-2	W, 3-2
13	A. Aucker	20	Middle Tennessee*	Kirkpatrick	2	0-0	1	4	1-2	L, 7-10
14	A. Dunlap	23	at Rice*	Taylor	2	0-2	0	4	1-5	L, 4-5
15	A. Holderbach	25	at Eastern Kentucky	Richardson	3	0-0	1	2	3-6	L, 9-13
16@	T. Bowles	26	UTSA*	Thurston	1	3-2	0	4	0-0	W, 5-0
17	B. Brookover	26	UTSA*	Boyd	4	1-2	1	8	1-0	W, 5-0
18	B. Brookover	27	UTSA*	Taylor	3	0-0	0	3	2-1	W, 10-4
19	C. Keng	27	UTSA*	Taylor	1	0-0	0	3	5-1	W, 10-4
20@	T. Bowles	28	UTSA*	Kirkpatrick	1	1-1	0	3	3-4	L, 5-9
21@	H. Slater	29	at #13 Southern Miss*	Newell	1	3-1	0	8	6-2	W, 8-2
22	M. Wallner	31	at #13 Southern Miss*	Kirkpatrick	2	1-0	0	3	2-0	W, 14-1
23	G. Montenegro	31	at #13 Southern Miss*	Loomis	2	2-0	1	6	11-1	W, 14-1
24	M. Guidry	31	at #13 Southern Miss*	Loomis	1	3-2	1	6	13-1	W, 14-1
25@	P. DeMarco	32	at #15 Vanderbilt	Martin	1	0-2	0	6	0-2	W, 3-2
26	C. Kaiser	32	at #15 Vanderbilt	Martin	2	0-0	0	6	1-2	W, 3-2
27@	D. Garza	36	Tennessee Tech	Loomis	1	3-1	0	6	5-0	W, 10-1
28	D. Garza	36	Tennessee Tech	Wilson	1	0-0	1	9	7-1	W, 10-1
29@	C. Pharis	39	at UAB-2*	Acosta	1	0-1	0	4	0-2	L, 5-8
30#	T. Johns	39	at UAB-2*	Green	3	1-1	1	6	2-4	L, 5-8
31@	P. Bates	41	Louisiana Tech*	Thurston	1	0-0	0	6	0-5	L, 1-6
32@	M. Robinson	42	Louisiana Tech*	Loomis	1	1-0	0	3	5-0	W, 13-4
33	G. Hackbarth	42	Louisiana Tech*	Newell	2	0-0	0	8	10-1	W, 13-4
34	D. Skelton	43	Louisiana Tech*	Morrison	1	0-0	1	11	2-2	W, 4-2
35	J. McDonald	44	at Austin Peay	Kirkpatrick	1	2-1	1	2	0-0	W, 6-0
36	A. Fernandez	48	FIU*	Thurston	2	2-2	0	4	2-2	W, 10-6
37	E. Silva	48	FIU*	Boyd	2	2-2	1	7	5-6	W, 10-6
38	L. Allen	48	FIU*	Green	3	0-2	2	8	7-6	W, 10-6
39	E. Silva	49	FIU*	Taylor	3	0-0	2	3	2-1	W, 6-3
40	L. Hampton	50	FIU*	Kirkpatrick	1	2-2	2	4	1-0	W, 8-4
41	E. Silva	50	FIU*	Kirkpatrick	2	2-2	0	6	2-0	W, 8-4
42	D. Miranda	51	at Florida Atlantic*	Thurston	4	2-1	2	2	2-1	W, 15-2
43@	A. Summerall	51	at Florida Atlantic*	Loomis	1	0-0	0	3	9-1	W, 15-2
44@	C. Wilson	51	at Florida Atlantic*	Loomis	1	2-2	0	5	10-1	W, 15-2
45	E. Rivera	51	at Florida Atlantic*	Ciocco	2	0-0	1	5	11-1	W, 15-2
46@	R. Nizza	51	at Florida Atlantic*	Ciocco	1	0-0	0	6	13-1	W, 15-2
47	A. Summerall	51	at Florida Atlantic*	Ciocco	1	3-1	0	6	14-1	W, 15-2
48	C. Wilson	52	at Florida Atlantic*	Kirkpatrick	1	1-2	1	5	2-1	W, 6-5

* Indicates Conference USA game

@ Indicates a pinch-hit homeruns

@ Indicates the homerun led off the inning

"Score" and "Final" are from Opponent perspective

WKU RECORD IN STARTS

	GS	W	L	W%
R. Thurston	14	5	9	36%
P. Kirkpatrick	13	6	7	46%
E. Acosta	8	4	4	50%
T. Newell	8	0	8	0%
C. Taylor	7	4	3	57%
M. Darrell-Hicks	1	1	0	100%
A. Tibbs	1	1	0	100%
TEAM (2018)	52	21	31	40%
TEAM (2017)	55	16	39	29%

5+ INNING START RATE

	GS	5+	R%
R. Thurston	14	11	79%
P. Kirkpatrick	13	6	46%
E. Acosta	8	2	25%
T. Newell	8	1	13%
C. Taylor	7	3	43%
M. Darrell-Hicks	1	0	0%
A. Tibbs	1	0	0%
TEAM (2018)	52	23	44%
TEAM (2017)	55	22	40%

GAME STRIKEOUT TOTALS

	4-5	6-7	8-9	10+	Tot
R. Thurston	5	4	3	1	13
P. Kirkpatrick	5	1	1	1	8
B. Morrison	3	1	0	0	4
E. Acosta	2	0	0	0	2
J. Green	2	0	0	0	2
D. Loomis	2	0	0	0	2
M. Richardson	2	0	0	0	2
C. Taylor	2	0	0	0	2
M. Darrell-Hicks	1	0	0	0	1
M. Martin	1	0	0	0	1
A. Tibbs	1	0	0	0	1
TEAM (2018)	26	6	4	2	38
TEAM (2017)	19	7	4	2	32

INDIVIDUAL

Batting

At bats:	6	(7 times)
Runs scored:	4	J. Rhinesmith vs. BGSU (3/10)
Hits:	5	C. Currie at UAB* (4/20)
RBI:	5	(4 times)
Doubles:	3	C. Currie at Rice* (3/24)
Triples:	1	(12 times)
Homeruns:	2	(3 times)
Total bases:	12	J. Rhinesmith vs. BGSU (3/10)
Walks:	3	(4 times)
Strikeouts:	4	S. Kraft at Memphis (2/17) C. Currie at #15 Vanderbilt (4/10)
Sacrifice hits:	2	C. Larsen vs. WVU (3/2)
Sacrifice flies:	2	T. Robertson vs. WVU (3/3)
Stolen bases:	2	(5 times)
Hit by pitch:	2	(5 times)
Caught stealing:	1	(24 times)
Runners LOB:	7	C. Larsen vs. MTSU* (3/16) C. Butkiewicz at UAB* (4/20)

Fielding

Putouts:	16	T. Robertson vs. MTSU* (3/18)
Assists:	7	K. Lambert vs. MTSU* (3/17)
Errors:	2	(3 times)
Passed balls:	1	(11 times)

Pitching

Innings pitched:	9.0	P. Kirkpatrick vs. BGSU (3/10) P. Kirkpatrick at Rice* (3/25)
Runs allowed:	8	R. Thurston at FAU* (5/17)
Earned runs:	8	R. Thurston at FAU* (5/17)
Walks allowed:	6	R. Thurston at UAB* (4/20)
Strikeouts:	11	P. Kirkpatrick vs. BGSU (3/10)
Hits allowed:	9	C. Taylor at Rice* (3/24) P. Kirkpatrick vs. Marshall* (4/13)
Doubles allowed:	3	(3 times)
Triples allowed:	1	(7 times)
HRs allowed:	3	J. Ciocco at FAU* (5/17)
Wild pitches:	3	(3 times)
Hit batters:	3	E. Acosta at #7 Kentucky (2/27) R. Thurston vs. LA TECH* (4/27)

TEAM

Batting

At bats:	46	at UAB* (4/20)
Runs scored:	17	BOWLING GREEN (3/9)
Hits:	20	at UAB* (4/20)
RBI:	17	BOWLING GREEN (3/9)
Doubles:	4	(3 times)
Triples:	2	NORTHERN ILLINOIS (2/23)
Homeruns:	5	at Belmont (3/6)
Total bases:	35	at Belmont (3/6)
Walks:	10	MARSHALL* (4/13)
Strikeouts:	15	at Memphis (2/17) at Florida Atlantic (5/17)
Sacrifice hits:	3	WEST VIRGINIA (3/2) at Charlotte* (5/5)
Sacrifice flies:	4	MARSHALL (4/15)
Stolen bases:	5	FIU* (5/11)
Hit by pitch:	4	(3 times)
Caught stealing:	2	(3 times)
Runners LOB:	17	MIDDLE TENNESSEE* (3/16)
Hit into DP:	3	(3 times)

Fielding

Putouts:	33	LOUISIANA TECH* (4/29)
Assists:	15	MIDDLE TENNESSEE* (3/18)
Errors:	6	at Florida Atlantic* (5/18)
Passed balls:	1	(11 times)
DPs turned:	3	at #7 Kentucky (2/27)

Pitching

Innings pitched:	11.0	LOUISIANA TECH* (4/29)
Runs allowed:	15	at Florida Atlantic* (5/17)
Earned runs:	15	at Florida Atlantic* (5/17)
Walks allowed:	9	at #13 Southern Miss* (4/8) at Florida Atlantic* (5/17)
Strikeouts:	13	FIU* (5/13)
Hits allowed:	18	LOUISIANA TECH* (4/28)
Doubles allowed:	7	at Belmont (3/6)
Triples allowed:	1	(7 times)
HRs allowed:	6	at Florida Atlantic* (5/17)
Wild pitches:	6	FIU* (5/12)
Hit batters:	3	(4 times)

INDIVIDUAL
Batting

At bats:	6	(11 times)
Runs scored:	4	Wilson at Florida Atlantic* (5/18)
Hits:	5	Zarbnsky vs. WEST VIRGINIA (3/3) Yett at Charlotte* (5/6)
RBI:	5	Garza vs. TENNESSEE TECH (4/17)
Doubles:	4	Bowles vs. UTSA* (3/30)
Triples:	1	(7 times)
Homeruns:	2	(3 times)
Total bases:	10	Garza vs. TENNESSEE TECH (4/17)
Walks:	3	(9 times)
Strikeouts:	4	(6 times)
Sacrifice hits:	2	Zitel vs. WEST VIRGINIA (3/2) Bullock at Charlotte* (5/5)
Sacrifice flies:	2	Wood vs. NORTHERN ILL. (2/25) Wallner at #13 Southern Miss* (4/8)
Stolen bases:	3	Snider vs. #15 LOUISVILLE (3/21) Mallard vs. LOUISIANA TECH* (4/29)
Hit by pitch:	2	Squires at #7 Kentucky (2/27)
Caught stealing:	2	Neel at Memphis (2/18)
Runners LOB:	9	Campbell vs. #15 LOUISVILLE (3/21)

Fielding

Putouts:	16	Santana at Memphis (2/17) Hadden at Belmont (3/6)
Assists:	8	Vega vs. NORTHERN ILL. (2/24)
Errors:	2	(4 times)
Passed balls:	1	(5 times)

Pitching

Innings pitched:	8.2	Maciejewski at Charlotte* (5/4)
Runs allowed:	9	Carey vs. BOWLING GREEN (3/9)
Earned runs:	8	Carey vs. BOWLING GREEN (3/9) Spezia vs. BOWLING GREEN (3/9)
Walks allowed:	6	Wyrick vs. MIDDLE TENN.* (3/16) O'Connor vs. MARSHALL* (4/13)
Strikeouts:	11	Canterino at Rice* (3/23)
Hits allowed:	11	Jefferies at Rice* (3/24) Graham at UAB* (4/20)
Doubles allowed:	2	(10 times)
Triples allowed:	2	Faue vs. NORTHERN ILL. (2/23)
HRs allowed:	3	Schultz at Belmont (3/6)
Wild pitches:	2	(4 times)
Hit batters:	3	Huff vs. MIDDLE TENN.* (3/16)

TEAM
Batting

At bats:	44	(3 times)
Runs scored:	15	at Florida Atlantic* (5/17)
Hits:	18	LOUISIANA TECH* (4/28)
RBI:	14	at #13 Southern Miss* (4/8) at Florida Atlantic* (5/17)
Doubles:	7	at Belmont (3/6)
Triples:	1	(7 times)
Homeruns:	6	at Florida Atlantic* (5/17)
Total bases:	34	at Florida Atlantic* (5/17)
Walks:	9	at #13 Southern Miss* (4/8) at Florida Atlantic* (5/17)
Strikeouts:	13	FIU* (5/13)
Sacrifice hits:	3	WEST VIRGINIA (3/2) at Charlotte* (5/5)
Sacrifice flies:	2	(5 times)
Stolen bases:	6	LOUISVILLE (3/21)
Hit by pitch:	3	(4 times)
Caught stealing:	3	at Memphis (2/18)
Runners LOB:	15	MARSHALL* (4/13)
Hit into DP:	3	at #7 Kentucky (2/27)

Fielding

Putouts:	33	LOUISIANA TECH* (4/29) at Florida Atlantic* (5/18)
Assists:	16	(4 times)
Errors:	4	at UAB* (4/20)
Passed balls:	1	(5 times)
DPs turned:	3	(3 times)

Pitching

Innings pitched:	11.0	LOUISIANA TECH* (4/29) at Florida Atlantic* (5/18)
Runs allowed:	17	BOWLING GREEN (3/9)
Earned runs:	16	BOWLING GREEN (3/9)
Walks allowed:	10	MARSHALL* (4/13)
Strikeouts:	15	at Memphis (2/17) at Florida Atlantic* (5/17)
Hits allowed:	20	at UAB* (4/20)
Doubles allowed:	4	(3 times)
Triples allowed:	2	NORTHERN ILLINOIS (2/23)
HRs allowed:	5	at Belmont (3/6)
Wild pitches:	3	MIDDLE TENNESSEE* (3/18)
Hit batters:	4	(3 times)



PROGRAM HISTORY



SINGLE-SEASON: TEAM RECORDS

At Bats

1. 2009	2,190
2. 2004	2,183
3. 2008	2,172
4. 1988	2,164
5. 1985	2,099

Runs

1. 2009	538
2. 1988	518
3. 1980	492
4. 2008	472
5. 1985	471

Doubles

1. 1988	144
2. 2001	130
2005	130
4. 2004	128
5. 2008	125

Triples

1. 2008	23
2. 1980	22
2010	22
4. 1989	21
2009	21

Homeruns

1. 1985	114
2. 1980	89
3. 2009	88
4. 1981	86
5. 1988	76

Total Bases

1. 1985	1,163
2. 2009	1,152
3. 2008	1,088
4. 1988	1,081
5. 1980	1,076

Walks

1. 1985	345
2. 2009	290
3. 1981	285
4. 1993	282
5. 2002	278

Runs Batted In

1. 2009	490
2. 1988	444
3. 2008	439
4. 1985	438
5. 1981	429

Batting Average

1. 1980	.343
1982	.343
3. 1981	.332
4. 2009	.330
5. 1992	.329

Innings Pitched

1. 2004	556.2
2. 1999	545.0
3. 2009	536.2
4. 2012	535.0
5. 1988	534.2

Strikeouts

1. 2008	479
2013	479
3. 2010	474
4. 2002	470
5. 2001	462

Earned Run Average

1. 1968	2.70
2. 1969	2.77

Shutouts

1. 1982	9
2. 1991	8
3. 1980	7
1981	7

Games Played

1. 1988	64
2. 2004	63
1985	63
4. 1999	62
2009	62

Win Streak

1. 1980	19
2. 1978	13
3. 1928	12
4. 2001	11
5. (4 times)	10
2002	(Last)

Wins

1. 1980	47
2. 1985	43
1988	43
4. 2009	42
5. 1981	41

Losses

1. 2017	39
2. 2005	37
3. 1995	35
2000	35
5. 1989	34

SINGLE-SEASON: HITTING**Games Played**

1. John Clem (1985)	63
Juan Galan (1985)	63
Mike Roy (1985)	63
Randy Strijek (1985)	63
Rob Tomberlin (1985)	63
Mike Cash (1988)	63
Juan Galan (1988)	63
Gary Mueller (1988)	63
Chris Turner (1988)	63
Tim Grogan (2004)	63
Matt Gunning (2004)	63
Dominic Rio (2004)	63
Matt Ransdell (2004)	63

At Bats

1. Randy Strijek (1985)	265
2. Matt Gunning (2004)	264
3. Wade Gaynor (2008)	259
4. Matt Rice (2009)	253
5. Rob Tomberlin (1985)	251
Wade Gaynor (2009)	251
7. Chad Cregar (2008)	250
8. Matt Fox (2001)	249
Matt Ransdell (2005)	249
10. Gary Mueller (1988)	247
Jared Andreoli (2011)	247

Batting Average (Min. 75 AB)

1. Ralph Antone (1983)	.437
2. Mike Williams (1981)	.423
3. Bill Weyers (1993)	.422
4. Mike Williams (1980)	.420
5. Josh Patton (1997)	.419
6. Don Durham (1970)	.418
7. Ralph Antone (1982)	.411
8. Danny Hudzina (2016)	.408
Jim Atkinson (1978)	.408
10. Bobby Moore (1963)	.405
11. Donnie Thomas (1981)	.403
12. John Clem (1985)	.400

Runs

1. Rob Tomberlin (1985)	83
Wade Gaynor (2009)	83
3. Randy Strijek (1985)	72
Chris Turner (1988)	72
5. Mike Murray (1980)	71
6. John Clem (1985)	70
7. Scott Kaskie (2008)	68
8. Chad Cregar (2009)	67
9. Carlos Akins (1995)	64
Chris Yeo (1999)	64

Hits

1. Matt Rice (2009)	101
2. Rob Tomberlin (1985)	100
3. Matt Gunning (2004)	99
4. Wade Gaynor (2009)	93
5. Mike Murray (1980)	92
Matt Fox (2001)	92
7. John Clem (1985)	90
Chad Cregar (2008)	90
Wade Gaynor (2008)	90
10. Danny Hudzina (2016)	89
Matt Rice (2010)	89

Hit Streaks

1. Matt Rice (2009)	31
2. Danny Hudzina (2015-16)	29
3. Bill Weyers (1992-93)	24
4. Paul Jackson (1992)	23
5. Andy McDonald (1992)	21
T.J. Freeman (1998)	21
7. Mike Williams (1980-81)	20
Matt Ransdell (2006)	20
9. Donnie Thomas (1981)	19
Josh Patton (1997)	19

Doubles

1. Chris Turner (1991)	24
Wade Gaynor (2008)	24
3. Jonathan Camilo (1990)	23
Matt Fox (2001)	23
Matt Gunning (2004)	23
6. Andy McDonald (1992)	22
Carlos Akins (1995)	22
8. Chris Turner (1989)	21
Brian Houdek (2000)	21
Antone Towns (2005)	21

Triples

1. Matt Payton (2010)	10
2. Randy Strijek (1985)	7
Scott Kaskie (2008)	7
4. Don Durham (1970)	6
Jim Zwiesler (1971)	6
Robert Pickett (1980)	6
Pete Davids (1988)	6
Jared Andreoli (2011)	6
9. Kenny Fox (1979)	5
Matt Idlett (1996)	5
Lorenzo Ferguson (1997)	5
Jordan Newton (2006)	5
Scott Kaskie (2007)	5
Matt Hightower (2008)	5
Matt Payton (2009)	5
Colie Currie (2017)	5

GENERAL

HILITOPPERS

2018 REVIEW

HISTORY

UNIVERSITY

OPPONENTS

Homeruns

1.	Rob Tomberlin (1985)	27
2.	John Clem (1985)	25
	Wade Gaynor (2009)	25
4.	Mike Williams (1980)	23
5.	Mike Williams (1981)	21
	Mike Roy (1985)	21
	Chad Cregar (2008)	21
8.	Paul Knuth (1981)	19
	Chad Cregar (2009)	19
10.	T.J. Freeman (1999)	18

Runs Batted In

1.	Chad Cregar (2008)	82
2.	Mike Williams (1980)	79
3.	Wade Gaynor (2009)	78
4.	Mike Williams (1981)	77
5.	John Clem (1985)	76
6.	Matt Gunning (2004)	73
7.	Matt Rice (2009)	72
8.	Rob Tomberlin (1985)	70
9.	Matt Rice (2010)	65
10.	Tim Grogan (2004)	63
	Paul Knuth (1981)	63
	Mike Latham (1988)	63
	Chad Cregar (2009)	63

Walks

1.	Shannon McKenzie (1996)	62
2.	Tim Grogan (2004)	61
3.	Chris Yeo (1999)	59
4.	Mike Latham (1988)	58
5.	Chris Turner (1988)	53

Stolen Bases (Attempts)

1.	Carlos Akins (1995)	41 (51)
2.	Ryan Hepworth (1992)	35 (40)
3.	Mike Murray (1980)	34 (42)
4.	Buddy Turner (1986)	28 (37)
5.	Mike Murray (1979)	27 (30)

SINGLE-SEASON: PITCHING**Appearances (Pitching)**

1. Matt Wilhite (2003)	37
2. Evan Teague (2009)	35
3. Matt Wilhite (2002)	33
Evan Teague (2008)	33
Rye Davis (2010)	33
6. Lance Ellingson (1992)	30
Brian Smith (1996)	30
Phil Wetherell (2011)	30
9. Crad Jagers (1997)	29
Chad Adcock (2009)	29

Games Started (Pitching)

1. Daren Kizziah (1988)	20
2. Daren Kizziah (1989)	18
3. Steve Bercier (1988)	17
Steve Marr (1990)	17
Heath Haynes (1991)	17
Ryan Hutchison (2001)	17
Daniel Faulkner (2005)	17
Liam Shanahan (2006)	17
9. Jeff Ledogar (1991)	16
Steve Marr (1992)	16
Steve Stemle (1996)	16
Ryan Bicondoa (2002)	16
Ryan Bicondoa (2001)	16
Daniel Faulkner (2004)	16
Grady Hinchman (2004)	16
Matt Ridings (2009)	16

Innings Pitched

1. Ryan Bicondoa (2002)	123.2
2. Ryan Hutchison (2001)	122.1
3. Heath Haynes (1991)	122.1
4. Ken Edenfield (1990)	118.1
5. Daniel Faulkner (2004)	112.1
6. Ryan Hutchison (2000)	112.0
7. Larry Shikles (1985)	106.0
Daniel Faulkner (2005)	106.0
9. Darren Kizziah (1988)	105.0
Grady Hinchman (2004)	105.0

Earned Run Average (Min. 30 IP)

1. Phil Rine (1981)	0.85
2. Leonard Mullins (1970)	0.87
3. Bill Scheckles (1973)	1.14
4. Stan Markham (1966)	1.36
5. Bruce Alexander (1968)	1.58
6. Elliott Miles (1969)	1.74
7. Matt Wilhite (2003)	1.77
8. Steve Carter (1975)	1.86
9. Kevin Elder (2015)	1.87
10. Mark Biven (1979)	1.95

Wins

1. Daren Kizziah (1988)	11
Ryan Bicondoa (2002)	11
3. Heath Haynes (1991)	10
Jeff Ledogar (1991)	10
Matt Ridings (2008)	10
6. Larry Shikles (1985)	9
Daren Kizziah (1989)	9
Ryan Hutchison (2000)	9
Ryan Hutchison (2001)	9
Matt Ridings (2010)	9

Strikeouts

1. Ryan Bicondoa (2002)	150
2. Grady Hinchman (2004)	114
3. Heath Haynes (1991)	111
4. Brian Houdek (2001)	101
5. Ryan Hutchison (2001)	100
6. Matt Ridings (2008)	98
7. Ryan Bicondoa (2001)	96
8. Ken Edenfield (1990)	94
9. Matt Ridings (2009)	93
Ryan Thurston (2017)	93

Complete Games

1. Don Durham (1970)	8
Phil Van Meter (1971)	8
Marty Mason (1980)	8
Mark Williams (1980)	8
Heath Haynes (1991)	8
6. Mark Biven (1979)	7
Josh Novotney (1999)	7
Ryan Hutchison (2000)	7
9. Stan Markham (1969)	6
Kevin Benzing (1981)	6
Phil Rine (1981)	6
Doug Piatt (1987)	6
Steve Stemle (1997)	6
Ryan Hutchison (2001)	6

Saves

1. Ian Tompkins (2014)	14
2. Matt Wilhite (2003)	11
3. Eddie Jent (1985)	9
Rye Davis (2010)	9
5. Jackson Sowell (2016)	8
6. Jeff Meier (1987)	7
Nathan Isenberg (1999)	7
Matt Wilhite (2002)	7
Taylor Haydel (2013)	7
Ben Morrison (2018)	7

Decisions (Record)

1. Daren Kizziah (1988)	17 (11-6)
Daren Kizziah (1989)	16 (9-7)
Ken Edenfield (1990)	16 (8-8)
Ryan Hutchison (2001)	16 (9-7)
5. Heath Haynes (1991)	15 (10-5)

GENERAL

HILITOPPERS

2018 REVIEW

HISTORY

UNIVERSITY

OPPONENTS

CAREER RECORDS: HITTING

Games Played

1. Juan Galan (1985-88)	241
2. Chris Turner (1988-91)	237
3. Brad Worley (1989-92)	231
4. Matt Payton (2007-10)	222
5. Jared Andreoli (2009-12)	221
6. Paul Jackson (1990-93)	217
7. Antone Towns (2002-05)	216
8. Matt Rice (2008-11)	216
9. Scott Wilcox (2011-14)	216

At Bats

1. Jared Andreoli (2009-12)	894
2. Brad Worley (1989-92)	888
3. Chris Turner (1988-91)	842
4. Juan Galan (1985-88)	832
5. Matt Rice (2008-11)	831
6. Mike Murray (1977-80)	804
7. Matt Idlett (1996-99)	803
8. Matt Payton (2007-10)	798
9. Scott Wilcox (2011-14)	788
10. Josh Patton (1994-97)	786

Runs

1. Chris Turner (1988-91)	215
2. Matt Idlett (1996-99)	200
3. Jared Andreoli (2009-12)	196
4. Mike Murray (1977-80)	180
5. Matt Payton (2007-10)	180
6. Wade Gaynor (2007-09)	178
7. Jordan Newton (2004-06)	172
8. Matt Ransdell (2003-06)	167
9. Matt Rice (2008-11)	165
10. Ralph Antone (1980-83)	152
11. Juan Galan (1985-88)	152

Hits

1. Matt Rice (2008-11)	309
2. Jared Andreoli (2009-12)	287
3. Josh Patton (1994-97)	281
4. Brad Worley (1989-92)	278
5. Chris Turner (1988-91)	271
6. Matt Fox (1998-2001)	269
7. Wade Gaynor (2007-09)	247
8. Mike Murray (1977-80)	236
9. Jake Wells (2007-10)	235
10. Scott Wilcox (2011-14)	234
11. Matt Ransdell (2003-06)	232
12. Mike Williams (1978-81)	228
13. Juan Galan (1985-88)	227

Doubles

1. Chris Turner (1988-91)	68
2. Josh Patton (1994-97)	67
3. Matt Rice (2008-11)	53
4. Terrence Dayleg (2007-09)	51
5. Wade Gaynor (2007-09)	51
6. Jake Wells (2007-10)	51
7. Tim Grogan (2003-05)	49
8. James Davis (1992-95)	49
9. Casey Hamilton (2005-07)	49
10. Scott Wilcox (2011-14)	47

Triples

1. Matt Payton (2007-10)	17
2. Jared Andreoli (2009-12)	15
3. Matt Idlett (1996-99)	12
4. Scott Kaskie (2007-08)	12
5. Matt Hightower (2007-09)	11
6. Randy Strijek (1984-86)	11
7. Jordan Newton (2004-06)	11
8. Jim Zweisler (1969-71)	10
9. Kenny Fox (1979-80)	9
10. Brad Worley (1989-92)	8
11. Anderson Miller (2013-15)	8

Homeruns

1. Mike Williams (1978-81)	53
2. Ralph Antone (1980-83)	53
3. Wade Gaynor (2007-09)	43
4. Chad Cregar (2008-09)	40
5. John Clem (1984-85)	37
6. Mike Roy (1984-85)	35
7. Chris Turner (1988-91)	35
8. Matt Rice (2008-11)	34
9. Ryan Huck (2010-13)	33
10. T.J. Freeman (1996-99)	32
11. Jordan Newton (2004-06)	32

Runs batted in

1. Matt Rice (2008-11)	223
2. Mike Williams (1978-81)	208
3. Ralph Antone (1980-83)	189
4. Josh Patton (1994-97)	177
5. Chris Turner (1988-91)	164
6. Wade Gaynor (2007-09)	156
7. Chad Cregar (2008-09)	145
8. Jared Andreoli (2009-12)	144
9. Jordan Newton (2004-06)	144
10. Antone Towns (2002-05)	142

Walks

1. Chris Turner (1988-91)	186
2. Tim Grogan (2003-05)	140
3. Juan Galan (1985-88)	137
4. Scott Wilcox (2011-14)	131
5. Paul Jackson (1990-93)	124
6. Jared Andreoli (2009-12)	119
7. Ralph Antone (1980-83)	100
8. Jordan Newton (2004-06)	100
9. Matt Rice (2008-11)	99
10. Tanner Townsend (1999-2002)	95

Stolen Bases (Attempts)

1. Mike Murray (1977-80)	89 (N/A)
2. Chris Turner (1988-91)	64 (78)
3. Gerald Ingram (1985-88)	51 (69)
4. Matt Hightower (2007-09)	45 (54)
5. Carlos Akins (1995)	41 (51)
6. Buddy Turner (1986-87)	41 (57)
7. Jared Andreoli (2009-12)	40 (57)
8. Wade Gaynor (2007-09)	38 (46)
9. Scott Kaskie (2007-08)	35 (46)
10. Donnie Thomas (1979-82)	33 (41)

CAREER RECORDS: PITCHING**Appearances (Pitching)**

1. Matt Wilhite (2000-03)	110
2. Taylor Haydel (2010-13)	97
3. Evan Teague (2006-09)	97
4. Ben Paxton (2006-09)	93
5. Brian Smith (1995-98)	84
6. Ross Hammonds (2009-12)	78
Bart Carter (2007-10)	78
8. Tate Glasscock (2011-15)	76
Brennan Pearson (2012-15)	76
10. Heath Haynes (1988-91)	74
Andy Alepra (1992-95)	74
J.C. Faircloth (2002-06)	74

Games Started (Pitching)

1. Matt Ridings (2007-10)	60
2. Ryan Hutchison (1998-2001)	53
3. Ryan Thurston (2014-18)	52
4. Heath Haynes (1988-91)	49
Steve Marr (1989-92)	49
6. Grady Hinchman (2002-05)	47
Justin Hageman (2011-14)	47
8. J.C. Faircloth (2002-06)	46
9. Jeff Ledogar (1988-91)	45
10. Tanner Perkins (2010-13)	43

Innings Pitched

1. Matt Ridings (2007-10)	383.2
2. Ryan Hutchison (1998-2001)	374.0
3. Heath Haynes (1988-91)	325.0
4. Justin Hageman (2011-14)	316.2
5. Ryan Thurston (2014-18)	306.2
6. Grady Hinchman (2002-05)	286.2
7. J.C. Faircloth (2002-06)	278.0
8. Steve Marr (1989-92)	267.1
9. Jeff Ledogar (1988-91)	265.2
10. Steve Stemle (1996-98)	252.1

Wins

1. Matt Ridings (2007-10)	34
2. Ryan Hutchison (1998-2001)	28
3. Heath Haynes (1988-91)	24
4. Steve Marr (1989-92)	21
Bart Carter (2007-10)	21
6. Daren Kizziah (1988-89)	20
Jeff Ledogar (1988-91)	20
Justin Hageman (2011-14)	20
9. Ryan Bicondoa (2001-02)	19
10. Bart Carter (2007-10)	18
Steve Stemle (1996-98)	18

Saves

1. Matt Wilhite (2000-03)	23
2. Ian Tompkins (2012-14)	18
3. Rye Davis (2008-11)	16
4. Ben Morrison (2014-15, 17-18)	13
5. Jeff Meier (1987-88)	12
Jackson Sowell (2013-17)	12

Strikeouts

1. Matt Ridings (2007-10)	354
2. Ryan Thurston (2014-18)	299
3. Ryan Hutchison (1998-2001)	264
4. Heath Haynes (1988-91)	253
5. Grady Hinchman (2002-05)	250
6. Ryan Bicondoa (2001-02)	246
7. Justin Hageman (2011-14)	243
8. Steve Stemle (1996-98)	240
9. Bart Carter (2007-10)	214
10. Tanner Perkins (2010-13)	183

Complete Games

1. Ryan Hutchison (1998-2001)	16
2. Marty Mason (1979-80)	14
3. Heath Haynes (1988-91)	12
4. Mark Biven (1977-79)	11
5. Steve Stemle (1996-98)	10
6. Mark Williams (1979-80)	8
Mike Spearnock (1983-85)	8
Daren Kizziah (1988-89)	8

Decisions (Record)

1. Ryan Hutchison (1998-2001)	44 (28-16)
2. Heath Haynes (1988-91)	43 (24-19)
Matt Ridings (2007-10)	43 (34-9)
4. J.C. Faircloth (2002-06)	35 (15-20)
5. Jeff Ledogar (1988-91)	34 (20-14)

GENERAL

HILITOPPERS

2018 REVIEW

HISTORY

UNIVERSITY

OPPONENTS

Most At Bats

1. Jordan Cessna	Kentucky	4/23/13	8
Blake Crabtree	Kentucky	4/23/13	8
Ivan Hartle	Southern Ill.	2/24/12	8
4. (10 times)			7
Chris Rogers	at APSU	4/25/17	(last)

Most Runs Scored

1. Jared Andreoli	at Vandy	3/16/10	5
Wade Gaynor	APSU	4/28/09	5
Jordan Newton	APSU	5/17/05	5
4. (30 times)			4
Jacob Rhinesmith	BGSU	3/10/18	(last)

Most Hits

1. Ryan Church	at FIU	4/19/15	6
2. Colie Currie	at UAB	4/20/18	5
Ryan Huck	ULM	5/5/13	5
Casey Dykes	UALR	4/1/12	5
Jared Andreoli	FAU	5/25/11	5
Matt Rice	Kentucky	4/20/10	5
Matt Payton	at VCU	3/20/10	5
Matt Rice	at Ole Miss	5/31/09	5
Matt Hightower	USA	3/15/09	5
Matt Payton	USA	3/15/09	5
Wade Gaynor	Albany	3/24/07	5

Most Runs Batted In

1. Matt Hightower	Albany	3/1/09	7
Chad Cregar	FIU	4/5/08	7
Antone Towns	at Wofford	3/12/05	7
4. Hunter Wood	JSU	2/25/17	6
Adam Lavelle	Butler	3/13/12	6
Matt Payton	UNO	4/10/09	6
Jake Wells	VCU	3/28/09	6
J.B. Paxson	at UNO	4/13/08	6
Jack Ambrose	Xavier	2/25/07	6

Most Doubles

1. Colie Currie	at Rice	3/24/18	3
Kes Carter	at UALR	4/1/11	3
Matt Rice	at VCU	3/20/10	3
J.B. Paxson	YSU	3/29/08	3
Jordan Newton	Troy	4/7/06	3
Casey Hamilton	at Morehead	3/10/06	3

Most Triples

1. Chris Rogers	at FIU	5/18/17	2
Anderson Miller	at Kentucky	3/18/14	2
Matt Payton	USA	4/9/10	2
Matt Payton	ULM	3/27/10	2
Wade Gaynor	vs. ULM	5/20/09	2
Casey Hamilton	Ky. State	3/30/05	2

Most Homeruns

1. Jordan Newton	Wisc.-Mil.	3/19/06	3
2. (40 times)			2
Jacob Rhinesmith	BGSU	3/10/18	(last)

Most Walks

1. Scott Wilcox	at GSU	3/15/14	4
Casey Dykes	at USA	5/13/02	4
Logan Robbins	Murray State	4/6/10	4
Wade Gaynor	ULM	3/6/09	4
Casey Hamilton	Troy	4/1/07	4

Most Total Bases

1. Jacob Rhinesmith	BGSU	3/10/18	12
Matt Payton	at VCU	3/20/10	12
Jordan Newton	Wisc.-Mil.	3/19/06	12
Antone Towns	at Wofford	3/12/05	12
5. Ryan Church	at FIU	4/19/15	11
Chad Cregar	at ULM	3/8/08	11
7. Jacob Rhinesmith	WVU	3/3/18	10
Matt Rice	Kentucky	4/20/10	10
Wade Gaynor	vs. ULM	5/20/09	10
Wade Gaynor	at Troy	3/20/09	10
Chad Cregar	FIU	4/5/08	10
Scott Kaskie	at UNO	5/6/07	10

Most Sacrifice Flies

1. Tyler Robertson	WVU	3/3/18	2
Regan Flaherty	CMU	2/24/13	2
Ryan Huck	BGSU	2/19/11	2
Matt Hightower	APSU	4/28/09	2
Wade Gaynor	USA	3/15/09	2
Matt Hightower	MTSU	5/17/08	2
Scotty Colt	Xavier	2/23/07	2
Jordan Newton	at EKU	5/11/05	2
Eric Scriven	at APSU	4/27/05	2
Tim Grogan	at Wofford	3/11/05	2

Most Sacrifice Hits

1. (23 times)			2
Chase Larsen	WVU	3/2/18	(last)

Most Stolen Bases

1. Logan Robbins	UALR	5/26/11	4
Scott Kaskie	BGSU	2/24/08	4
3. Logan Robbins	Louisiana	4/10/11	3
Wade Gaynor	EKU	4/22/09	3
Matt Payton	Evansville	4/15/08	3
Scott Kaskie	Troy	3/31/07	3

Most Stolen Base Attempts

1. Logan Robbins	UALR	5/26/11	4
Scott Kaskie	BGSU	2/24/08	4
3. Jacob Rhinesmith	UTSA	3/31/18	3
Jared Andreoli	ASU	4/17/11	3
Logan Robbins	Louisiana	4/10/11	3
Jared Andreoli	at VCU	3/21/10	3
Wade Gaynor	EKU	4/22/09	3
Matt Payton	Evansville	4/15/08	3
Scott Kaskie	Troy	3/31/07	3

Most Times Caught Stealing

1. Regan Flaherty	at Louisiana	3/29/14	2
Terrence Dayleg	at Kentucky	4/2/08	2
C. Armstrong	at UTPA	4/22/05	2

Most Times Grounded Into DP

1. Steven Kraft	Marshall	5/14/16	2
Paul Murray	UAB	3/29/15	2
Ryan Messex	UAB	3/27/15	2
Logan Robbins	at EKU	5/4/11	2
Terrence Dayleg	ULM	5/20/09	2
Wade Gaynor	USA	3/16/08	2
Scotty Colt	FAU	3/11/07	2
Matt Payton	FAU	3/11/07	2
Eric Scriven	UALR	4/2/05	2
Ben Cooper	CMU	2/26/05	2

Most Intentional Walks

1. Ryan Huck	Louisiana	3/29/13	3
2. Anderson Miller	at LA Tech	4/4/15	2
Regan Flaherty	at GSU	3/15/14	2
Ryan Huck	MTSU	5/17/13	2
Ryan Hutchison	ULM	4/28/12	2

Most Times Hit By Pitch

1. Ivan Hartle	Butler	3/13/12	3
Ivan Hartle	MTSU	3/19/11	3
Matt Payton	at Kentucky	4/8/09	3
Terrence Dayleg	ULM	3/7/09	3

Most Times Struck Out

1. (23 times)			4
Colie Currie	at Vandy	4/10/18	(last)

Most Times Struck Out Looking

1. Tyler Robertson	at Memphis	2/17/18	3
Devin Kelly	at Kentucky	3/19/13	3
Anderson Miller	BGSU	2/16/13	3
David Simmons	MTSU	5/17/12	3
C. Armstrong	CMU	2/17/06	3
Tim Grogan	CMU	2/26/05	3

Most Innings Pitched

1. Ryan Thurston	FIU	4/30/16	10
2. (21 times)			9
Paul Kirkpatrick	at Rice	3/25/18	(last)

Most Strikeouts

1. Ryan Thurston	Illinois State	3/10/17	14
2. Matt Hightower	UNO	4/10/09	13
3. Paul Kirkpatrick	BGSU	3/10/18	11
Ryan Thurston	Ohio	3/3/17	11
Ryan Thurston	FIU	4/30/16	11
Matt Ridings	USA	4/9/10	11
Matt Ridings	UALR	2/2/09	11
Grady Hinchman	UALR	4/2/05	11
9. Ryan Thurston	MTSU	3/16/18	10
Ryan Thurston	at Georgia	2/28/16	10
Jake Thompson	UALR	4/27/14	10
Justin Hageman	Louisiana	4/8/11	10
Tanner Perkins	MTSU	3/18/11	10
Matt Ridings	UALR	5/7/10	10
Matt Ridings	USA	3/15/08	10
Matt Ridings	at ULM	3/8/08	10
Ben Paxton	at UNO	5/4/07	10
Matt Ridings	at ULM	4/21/07	10

Most Strikeouts Looking

1. Grady Hinchman	UALR	4/2/05	8
2. Peter Wiggins	FAU	3/11/07	7
3. Matt Ridings	UALR	5/7/10	6
Matt Ridings	USA	4/9/10	6
5. Ryan Thurston	FIU	4/30/16	5
Ryan Thurston	LA Tech	4/10/16	5
Tanner Perkins	Troy	4/12/13	5
Austin Clay	Belmont	2/27/13	5
Tim Bado	UALR	3/31/12	5
Matt Ridings	vs. Mizzou	5/29/09	5
Matt Ridings	UALR	5/2/09	5
Shane Cameron	ULM	3/8/09	5
Rye Davis	MTSU	5/16/08	5

Rye Davis	Louisiana	5/11/08	5
Matt Ridings	UALR	4/28/07	5

Most Runs Allowed

1. Bart Carter	at FAU	4/25/08	12
2. Bart Carter	vs. UNO	5/23/07	11
Liam Shanahan	UNO	3/24/06	11
4. Evan Acosta	at Kentucky	3/1/17	10
Taylor Haydel	Vandy	3/17/10	10
Kes Carter	at Auburn	3/11/09	10
Grady Hinchman	at NMSU	4/9/05	10
8. Ryan Thurston	at FIU	5/18/17	9
Ryan Thurston	at UTSA	4/7/17	9
Austin King	at FAU	5/20/16	9
Austin Clay	at Louisiana	3/29/14	9
Justin Hageman	Kent State	3/3/12	9
Matt Hightower	Louisiana	5/9/08	9
Chad Adcock	at ASU	5/5/06	9
Liam Shanahan	at ASU	5/5/06	9
Daniel Faulkner	ASU	5/7/05	9
Daniel Faulkner	at NMSU	4/8/05	9

Most Earned Runs Allowed

1. Bart Carter	at FAU	4/25/08	12
2. Taylor Haydel	Vandy	3/17/10	10
Bart Carter	at Auburn	3/11/09	10
Grady Hinchman	at NMSU	4/9/05	10
5. Ryan Thurston	at FIU	5/18/17	9
Austin King	at FAU	5/20/16	9
Justin Hageman	Kent State	3/3/12	9
Matt Hightower	Louisiana	5/9/08	9
Chad Adcock	at ASU	5/5/06	9
Daniel Faulkner	ASU	5/7/05	9

Most Hits Allowed

1. Matt Ridings	at FAU	4/16/10	12
Liam Shanahan	USA	4/28/06	12
Daniel Faulkner	ASU	5/7/05	12
4. (18 times)			11
Paul Kirkpatrick	UAB	3/18/17	(last)

Most Doubles Allowed

1. Austin Clay	at Louisiana	3/29/14	6
2. Matt Ridings	Purdue	3/1/08	5
Liam Shanahan	Evansville	5/1/07	5
Evan Teague	at ASU	5/7/06	5
Ben Paxton	Troy	4/8/06	5

Most Triples Allowed

1. Jake Thompson	at ULM	5/22/14	2
Jake Thompson	Texas State	3/23/14	2
Alex Mercer	at Belmont	2/26/13	2
Brian Edelen	at Murray	3/24/10	2
Bart Carter	at EKU	3/18/09	2
Matt Hightower	at Louisville	4/30/08	2

Most Batters Hit By Pitch

1. Daniel Faulkner	vs. Wake	2/12/05	5
2. Paul Kirkpatrick	at MTSU	3/25/17	4
Paul Kirkpatrick	Valpo	2/19/17	4
Josh Bartley	Belmont	2/27/13	4
Matt Ridings	at USA	3/15/08	4
Bart Carter	vs. UNO	5/23/07	4
Kenny Griffin	at UALR	4/1/06	4
Stephen Muck	at UTPA	4/23/05	4

Most Homeruns Allowed

1. Grady Hinchman	Louisiana	5/21/05	4
2. (13 times)			3
Jeff Ciocco	at FAU	5/17/18	(last)

Most Walks Allowed

1. Shane Cameron	vs. ULM	5/23/09	8
Grady Hinchman	at UTPA	4/22/05	8
3. Ryan Thurston	Lipscomb	4/2/14	7
Justin Hageman	at ASU	4/13/12	7
5. (22 times)			6
Ryan Thurston	at UAB	4/20/18	(last)

Most Wild Pitches

1. Jeff Ciocco	at EKU	3/8/17	4
Colby Beach	FAU	3/10/07	4
Liam Shanahan	at ASU	5/5/06	4
3. (14 times)			3
Troy Newell	FIU	5/12/18	(last)

Most Balks

1. Peter Wiggins	EKU	4/11/07	3
Matt Ridings	Albany	3/23/07	3
3. Austin King	at FAU	5/20/16	2
Andrew Edwards	CMU	2/23/13	2
Tim Bado	CMU	2/22/13	2
Bryce Jenney	Vandy	4/16/08	2
Bryan Rider	USA	4/29/06	2
Stephen Muck	APSU	4/4/06	2
Adam Balcom	Ohio	2/26/06	2
Daniel Faulkner	Akron	3/18/05	2

Most Sacrifice Flies Allowed

1. (22 times)			2
Paul Kirkpatrick	Rice	4/22/17	(last)

Most Sacrifice Hits Allowed

1. Ryan Thurston	at Charlotte	5/5/18	3
Ryan Thurston	at UTSA	3/20/15	3
Josh Bartley	GSU	5/16/14	3
Josh Bartley	UALR	4/26/14	3
Justin Hageman	MTSU	5/18/12	3
Ross Hammonds	ULM	4/29/12	3
Phil Wetherell	at Troy	4/24/11	3
Brian Edelen	Louisiana	4/10/11	3
Bart Carter	at Ole Miss	5/31/09	3
Liam Shanahan	at Morehead	3/10/06	3

Most Batters Faced

1. Bart Carter	vs. UNO	5/23/07	39
Grady Hinchman	vs. Louisiana	5/25/05	39
3. Bart Carter	USA	5/12/07	38
Grady Hinchman	MTSU	4/16/05	38
5. Ryan Thurston	FIU	4/30/16	37
Justin Hageman	FAU	5/7/11	37
Liam Shanahan	MTSU	4/14/06	37
Daniel Faulkner	at Louisville	4/25/05	37
9. Ryan Thurston	LA Tech	4/27/18	36
Andrew Edwards	Troy	4/13/13	36
Andrew Edwards	Louisiana	3/30/13	36
Matt Ridings	ASU	4/14/07	36
Liam Shanahan	USA	4/28/06	36
Liam Shanahan	IPFW	4/22/06	36
Daniel Faulkner	Louisiana	5/22/05	36
Daniel Faulkner	MTSU	4/15/05	36

Most Chances

1. Hunter Wood	Illinois State	3/10/17	20
Ryan Huck	Kentucky	4/23/13	20
Ryan Huck	ASU	4/15/11	20
J.B. Paxson	BGSU	2/23/08	20
5. Marcus Ross	Akron	3/18/05	19
6. Ryan Church	USA	4/20/14	17
Ryan Huck	at ASU	4/6/13	17
Jake Wells	at Troy	3/21/09	17
9. Tyler Robertson	MTSU	3/18/18	17

Most Putouts

1. Hunter Wood	Illinois State	3/10/17	19
Ryan Huck	Kentucky	4/23/13	19
Ryan Huck	ASU	4/15/11	19
4. Ryan Church	USA	4/20/14	17
Marcus Ross	Akron	3/18/05	17
6. Tyler Robertson	MTSU	3/18/18	16
Hunter Wood	at APSU	4/25/17	16
Thomas Peter	at JSU	3/5/16	16
Ryan Huck	at ASU	4/6/13	16
Jake Wells	at Troy	3/21/09	16
Marcus Ross	at FIU	5/14/05	16

Most Assists

1. Scott Wilcox	at ULM	5/2/14	9
Blake Crabtree	at FIU	3/23/13	9
Matt Payton	at ASU	4/18/09	9
4. Danny Hudzina	at FAU	5/19/16	8
Blake Crabtree	at ASU	4/6/13	8
Terrence Dayleg	FAU	4/24/09	8
Michael Wilhite	Louisiana	5/27/05	8
Michael Wilhite	Louisiana	5/22/05	8

Most Errors

1. Cody Wofford	Southern Ill.	3/1/15	3
Ryan Messex	at Belmont	2/18/14	3
Logan Robbins	FIU	4/23/10	3
Jake Wells	at Vandy	3/20/07	3
Josh Rodgers	Ohio	2/25/06	3

Most Stolen Bases Against

1. Josh Rodgers	APSU	4/4/06	9
2. Matt Rice	at Kentucky	3/31/10	6
J.B. Paxson	EKU	4/22/09	6
Matt Rice	at EKU	3/18/09	6

Most Caught Stealing By

1. Ryan Messex	ASU	4/6/14	3
Ty Downing	UNC-Ash.	2/23/14	3
Jake Thompson	UNC-Ash.	2/23/14	3
Devin Kelly	ULM	5/4/13	3
Andrew Edwards	ULM	5/4/13	3

Most Passed Balls

1. Ty Downing	Marshall	5/14/16	2
Hunter Wood	Marshall	5/13/16	2
Devin Kelly	at APSU	3/21/12	2
Ryan Messex	at Murray	2/28/12	2
J.B. Paxson	Vandy	3/6/07	2
Josh Rodgers	Ohio	2/25/06	2

Batting Average

1961	Ronnie Myers	.357
1962	Ronnie Carrol	.421
1963	Bobby Moore	.405
1964	Don Schneider	.356
1965	N/A	
1966	Jim Bunnell	.400
1967	Bob Elliott	.323
1968	Harry Jones	.333
1969	Jim Zwiesler	.352
1970	Don Durham	.418
1971	Jim Zwiesler	.323
1972	Steve Long	.408
1973	Steve Long	.398
1974	Neil Mills	.380
1975	Dee Deener	.368
1976	Harold Craft	.337
1977	Terry Tedder	.359
1978	Jim Atkinson	.408
1979	Mike Williams	.382
1980	Mike Williams	.420
1981	Mike Williams	.423
1982	Ralph Antone	.411
1983	Ralph Antone	.437
1984	Mike Roy	.384
1985	John Clem	.400
1986	Scott Hibbert	.332
1987	Mike Latham	.333
1988	Gary Muller	.340
1989	Chris Turner	.387
1990	Jonathan Camilo	.366
1991	Chris Turner	.394
1992	Bill Weyers	.378
1993	Bill Weyers	.422
1994	James Davis	.358
1995	Shannon Mckenzie	.342
1996	C.J. Martin	.383
1997	Josh Patton	.419
1998	T.J. Freeman	.379
1999	Chris Yeo	.349
2000	Brian Houdek	.364
2001	Matt Fox	.369
2002	Matt Wilhite	.387
2003	Matt Robinson	.342
2004	Matt Gunning	.375
2005	Marcus Ross	.351
2006	Scotty Colt	.351
2007	Troy Frazier	.327
2008	Chad Cregar	.360
2009	Matt Rice	.399
2010	Matt Rice	.369
2011	Matt Rice	.360
2012	Casey Dykes	.289
2013	Ryan Huck	.367
2014	Anderson Miller	.335
2015	Leiff Clarkson	.327
2016	Danny Hudzina	.408
2017	Hunter Wood	.313
2018	Steven Kraft	.382

At Bats

1963	Dennie Jenkins	53
1964	Tommy Proctor	63
1965	N/A	
1966	Vanous Lloyd	74
1967	Vanous Lloyd	94
1968	Harry Jones	72
1969	Harry Jones	82
1970	N/A	
1971	Jim Zweiesler	130
1972	Steve Long	76
1973	Neil Mills	136
1974	Dee Deener	155
1975	Dee Deener	163
1976	N/A	
1977	Frank Hughes	167
1978	Mike Murray	154
1979	Mike Murray	173
1980	Mike Murray	240
1981	Rick Parrish	186
1982	Donnie Thomas	167
1983	Brain Day/Joe Garafola	168
1984	Matt Logic	166
1985	Randy Strijek	265
1986	Scott Hibbert	226
1987	Juan Galan	221
1988	Gary Mueller	247
1989	Jonathan Camilo	213
1990	Brad Worley	239
1991	Brad Worley	223
1992	Brad Worley	232
1993	Bill Weyers	192
1994	James Davis	187
1995	Chad Chabala	213
1996	Matt Idlett	218
1997	Izzy Santiago	195
1998	Matt Idlett	201
1999	Matt Idlett	248
2000	Brian Houdek	236
2001	Matt Fox	249
2002	Tanner Townsend	196
2003	Matt Johnston	223
2004	Matt Gunning	264
2005	Matt Ransdell	249
2006	Matt Ransdell	240
2007	Casey Hamilton	226
2008	Wade Gaynor	259
2009	Matt Rice	253
2010	Jared Andreoli/Kes Carter	246
2011	Jared Andreoli	247
2012	Casey Dykes	228
2013	Regan Flaherty/Scott Wilcox	236
2014	Regan Flaherty	230
2015	Ryan Church	211
2016	Danny Hudzina	218
2017	Colie Currie	206
2018	Jacob Rhinesmith	209

GENERAL

HILTOPPERS

2018 REVIEW

HISTORY

UNIVERSITY

OPPONENTS

Runs

1963	Dennie Jenkins	12
1964	Don Schneider	12
1965	N/A	
1966	Jim Bunnell	15
1967	Jim Bunnell	20
1968	Harry Jones	19
1969	Harry Jones	17
1970	N/A	
1971	Jim Zwiesler	24
1972	Steve Long	21
1973	Neil Mills	21
1974	Neil Mills	37
1975	Dee Deener	30
1976	N/A	
1977	Terry Tedder	32
1978	Frank Hughes	45
1979	Mike Murray	40
1980	Mike Murray	71
1981	Mike Williams	61
1982	Ralph Antone	51
1983	Jim Rathbun	42
1984	John Clem/Mike Roy	44
1985	Rob Tomberlin	83
1986	Rafael Campos	55
1987	Rafael Campos	43
1988	Chris Turner	72
1989	Chris Turner	57
1990	Brad Worley	37
1991	Andy McDonald	57
1992	Ryan Hepworth	57
1993	Bill Weyers	59
1994	James Davis	39
1995	Carlos Akins	64
1996	Matt Idlett	58
1997	Lorenzo Ferguson	58
1998	Chris Yeo	53
1999	Chris Yeo	64
2000	Brian Houdek	47
2001	Matt Fox	59
2002	Tanner Townsend	58
2003	Matt Johnston	43
2004	Jordan Newton	59
2005	Jordan Newton	63
2006	Matt Ransdell	52
2007	Scott Kaskie	60
2008	Scott Kaskie	68
2009	Wade Gaynor	83
2010	Matt Payton	63
2011	Jared Andreoli	49
2012	Jared Andreoli	42
2013	Ryan Huck	43
2014	Anderson Miller	40
2015	Anderson Miller	47
2016	Steven Kraft	44
2017	Colie Currie	42
2018	Jacob Rhinesmith	45

Hits

1963	Dennie Jenkins	19
1964	Don Schneider	21
1965	N/A	
1966	Jim Bunnell	26
1967	Jim Bunnell	24
1968	Harry Jones	24
1969	Harry Jones	26
1970	N/A	
1971	Jim Zwiesler	42
1972	Steve Long	31
1973	Steve Tate	48
1974	Neil Mills	57
1975	Dee Deener	60
1976	N/A	
1977	Terry Tedder	55
1978	Frank Hughes	57
1979	Mike Williams	63
1980	Mike Murray	92
1981	Mike Williams	74
1982	Ralph Antone	62
1983	Brian Day	63
1984	Mike Roy	63
1985	Rob Tomberlin	100
1986	Scott Hibbert	75
1987	Stan Cook	64
1988	Gary Mueller	84
1989	Chris Turner	79
1990	Jonathan Camilo	83
1991	Chris Turner	74
1992	Brad Worley	85
1993	Bill Weyers	81
1994	James Davis	67
1995	Chad Chabala	69
1996	Matt Idlett	74
1997	Josh Patton	80
1998	Chris Yeo	71
1999	Chris Yeo	81
2000	Brian Houdek	86
2001	Matt Fox	92
2002	Tanner Townsend	68
2003	Matt Johnston	68
2004	Matt Gunning	99
2005	Matt Ransdell	87
2006	Matt Ransdell	77
2007	Casey Hamilton	73
2008	Chad Cregar/Wade Gaynor	90
2009	Matt Rice	101
2010	Matt Rice	89
2011	Jared Andreoli	87
2012	Casey Dykes	66
2013	Scott Wilcox	77
2014	Regan Flaherty	72
2015	Danny Hudzina	66
2016	Danny Hudzina	89
2017	Colie Currie	64
2018	Steven Kraft	65

Doubles

1963	Bobby Moore	3
1964	N/A	
1965	N/A	
1966	Gary Broenneke/Jim Bunnell	5
1967	Bob Elliot	5
1968	Harry Jones	5
1969	Jim Zwiesler	4
1970	N/A	
1971	Mike Grubb	8
1972	Steve Tate	5
1973	Steve Long/Neil Mills	10
1974	Mike Grubb	10
1975	Dee Deener	14
1976	N/A	
1977	Frank Hughes/Terry Tedder	11
1978	Terry Tedder	15
1979	Joe Hathcock	16
1980	Mike Murray	20
1981	Ralph Antone	16
1982	Kevin Birkofer	15
1983	Joe Garafola	17
1984	John Clem	10
1985	Rob Tomberlin	19
1986	Scott Hibbert	17
1987	Stan Cook	14
1988	Gary Mueller	19
1989	Chris Turner	21
1990	Jonathan Camilo	23
1991	Chris Turner	24
1992	Andy McDonald	22
1993	Bill Weyers	16
1994	James Davis/Josh Patton	18
1995	Carlos Akins	22
1996	C.J. Martin	17
1997	Josh Patton	18
1998	T.J. Freeman	20
1999	T.J. Freeman	18
2000	Brian Houdek	21
2001	Matt Fox	23
2002	Ryan Cattell	18
2003	Matt Johnston	17
2004	Matt Gunning	23
2005	Antone Towns	21
2006	Casey Hamilton	20
2007	Terrence Dayleg/Casey Hamilton	18
2008	Wade Gaynor	24
2009	Wade Gaynor	20
2010	Jake Wells	17
2011	Ryan Hutchison	18
2012	Casey Dykes	14
2013	Regan Flaherty/Ryan Huck/Scott Wilcox	16
2014	Regan Flaherty	18
2015	Ryan Church	14
2016	Danny Hudzina	18
2017	Thomas Peter	16
2018	Steven Kraft	13

Triples

1963	Neil DiLorenzo	2
1964	Billy Cross	1
1965	N/A	
1966	Jim Bunnell	1
1967	Johnny Vance	3
1968	Phil Allen	1
1969	Jim Zwiesler	4
1970	N/A	
1971	Jim Zwiesler	6
1972	Neil Mills	2
1973	Ken Justak	3
1974	Mike Hurst	2
1975	Dee Deener	2
1976	N/A	
1977	Jim Atkinson	2
1978	Jim Atkinson	2
1979	Kenny Fox	5
1980	Robert Pickett	6
1981	Brent Harris	3
1982	Joe Garafola	3
1983	Brian Day	4
1984	Ken Sexton	2
1985	Randy Strijek	7
1986	Jim Schurr	4
1987	Rafael Campos	4
1988	Pete Davids	6
1989	Chris Gage	3
1990	Brad Worley	4
1991	Andy McDonald	4
1992	Ryan Hepworth	4
1993	Gus Moen	2
1994	Greg Slone	4
1995	Carlos Akins	4
1996	Matt Idlett	5
1997	Lorenzo Ferguson	5
1998	Matt Idlett	3
1999	Chris Yeo	5
2000	Brian Houdek	1
2001	Brian Houdek	3
2002	Tanner Townsend	2
2003	Travis Brown	3
2004	Jordan Newton	4
2005	Matt Ransdell	3
2006	Jordan Newton	5
2007	Scott Kaskie	5
2008	Scott Kaskie	7
2009	Matt Payton	5
2010	Matt Payton	10
2011	Jared Andreoli	6
2012	Jared Andreoli	4
2013	Ryan Messex	2
2014	Anderson Miller	4
2015	Anderson Miller	3
2016	Steven Kraft	3
2017	Colie Currie	5
2018	Colie Currie/J. Rhinesmith/Ray Zuberer III	3

GENERAL

HILITOPPERS

2018 REVIEW

HISTORY

UNIVERSITY

OPPONENTS

Homeruns

1963	Steve Cunningham	2
1964	N/A	
1965	N/A	
1966	Bob Bugel	5
1967	Johnny Vance	3
1968	Jim Bunnell	3
1969	Don Durham	3
1970	N/A	
1971	Mike Grubb/Fred Jones	3
1972	Mike Grubb/Steve Long	2
1973	Bill Strong	4
1974	Dee Deener	6
1975	Steve Keck	4
1976	N/A	
1977	Terry Tedder	7
1978	Jim Atkinson	11
1979	Mike Green	9
1980	Mike Williams	23
1981	Mike Williams	21
1982	Ralph Antone	17
1983	Ralph Antone	13
1984	Mike Roy	14
1985	Rob Tomberlin	27
1986	Rafael Campos	12
1987	Rafael Campos/Mike Latham/Jim Schurr	9
1988	Chris Turner	16
1989	Chris Turner	10
1990	Doug Darnall	6
1991	Andy McDonald	9
1992	Paul Jackson	13
1993	Clay Wiedenbein	9
1994	James Davis	8
1995	James Davis	11
1996	C.J. Martin	16
1997	Lorenzo Ferguson/Erick Rosa	8
1998	Matt Idlett/Chris Yeo	10
1999	T.J. Freeman	18
2000	Tanner Townsend	5
2001	Ryan Cattell	11
2002	Ryan Cattell	10
2003	Tim Grogan	7
2004	Matt Gunning	15
2005	Jordan Newton	13
2006	Jordan Newton	14
2007	Casey Hamilton	8
2008	Chad Cregar	21
2009	Wade Gaynor	25
2010	Matt Rice	10
2011	Matt Rice	9
2012	Ryan Hutchison	8
2013	Ryan Huck	16
2014	Ryan Church	7
2015	Anderson Miller	12
2016	Steven Kraft	6
2017	Thomas Peter	11
2018	Jacob Rhinesmith	14

Runs Batted In

1963	Dennie Jenkins	10
1964	John Horton	10
1965	N/A	
1966	Bob Bugel/John Daily	14
1967	Johnny Vance	14
1968	Frank Chambers	12
1969	Harry Jones	16
1970	N/A	
1971	Mike Grubb	20
1972	Neil Mills	10
1973	Bill Strong	21
1974	Dee Deener	30
1975	Dee Deener	28
1976	N/A	
1977	Terry Tedder	41
1978	Jim Atkinson	43
1979	Mike Williams	50
1980	Mike Williams	79
1981	Mike Williams	77
1982	Ralph Antone	56
1983	Ralph Antone	52
1984	Mike Roy	51
1985	John Clem	76
1986	Scott Hibbert	48
1987	Rafael Campos	52
1988	Gary Muller	66
1989	Chris Turner	44
1990	Jonathan Camilo	37
1991	Chris Turner	48
1992	Paul Jackson	62
1993	Bill Weyers	46
1994	James Davis	49
1995	Josh Patton	57
1996	C.J. Martin	62
1997	Erick Rosa	57
1998	Chris Yeo	53
1999	T.J. Freeman	61
2000	Tim Cleland	37
2001	Ryan Cattell	41
2002	Tanner Townsedn	50
2003	Matt Johnston	41
2004	Matt Gunning	73
2005	Marcus Ross	57
2006	Jordan Newton	58
2007	Casey Hamilton	48
2008	Chad Cregar	82
2009	Wade Gaynor	78
2010	Matt Rice	65
2011	Matt Rice	59
2012	Ryan Hutchison	47
2013	Ryan Huck	56
2014	Ryan Church	38
2015	Ryan Church	45
2016	Kaleb Duckworth	36
2017	Thomas Peter	39
2018	Jacob Rhinesmith	43

Walks

1963	Dennie Jenkins	5
1964	N/A	
1965	N/A	
1966	John Daily	12
1967	Gary Broenneke	17
1968	Harry Jones/Neil Lawson/George Lynch	11
1969	Johnny Vance	16
1970	N/A	
1971	Jim Zwiesler	17
1972	Steve Tate	16
1973	Neil Mills	27
1974	Steve Tate	29
1975	Harold Craft	17
1976	N/A	
1977	Terry Tedder	25
1978	David Kendall	32
1979	Mike Green	27
1980	Walt McThenny	37
1981	Mike Williams	39
1982	Paul Knuth	32
1983	Ralph Antone	33
1984	John Clem	39
1985	John Clem	45
1986	Juan Galan	33
1987	Mike Latham	35
1988	Mike Latham	58
1989	Chris Turner	44
1990	Chris Turner	49
1991	Chris Turner	40
1992	Paul Jackson	36
1993	Chris Phillips	37
1994	James Davis	19
1995	Carlos Akins	43
1996	Shannon McKenzie	34
1997	Josh Patton	26
1998	Jeff Vance	38
1999	Chris Yeo	59
2000	Tim Cleland	24
2001	D.J. Johnson	29
2002	Tanner Townsend	39
2003	Tim Grogan	41
2004	Tim Grogan	61
2005	Tim Grogan	38
2006	Jordan Newton	45
2007	Troy Frazier/Scott Kaskie	27
2008	Scott Kaskie	38
2009	Chad Cregar	45
2010	Matt Rice	31
2011	Matt Rice	35
2012	Scott Wilcox	46
2013	Devin Kelly	39
2014	Scott Wilcox	38
2015	Anderson Miller	41
2016	Zach Janes	31
2017	Colie Currie	24
2018	Steven Kraft	29

Stolen Bases

1991	Chris Turner	25
1992	Ryan Hepworth	35
1993	Greg Slone	11
1994	Mark Pfannenstill	10
1995	Carlos Akins	41
1996	Chad Chabala	22
1997	Lorenzo Ferguson	14
1998	T.J. Freeman	13
1999	Matt Fox	21
2000	Matt Fox	13
2001	Matt Fox	18
2002	Tanner Townsend	18
2003	Rafael Vallejo	15
2004	Matt Johnston	8
2005	Corteze Armstrong	10
2006	Corteze Armstrong	12
2007	Scott Kaskie	15
2008	Scott Kaskie	20
2009	Matt Hightower	25
2010	Logan Robbins	18
2011	Logan Robbins	20
2012	Steve Hodgins	6
2013	Devin Kelly/Steve Hodgins	4
2014	David Simmons	13
2015	Ryan Church/K. Duckworth/Cody Wofford	6
2016	Zach Janes/Grant Malott	6
2017	Kaleb Duckworth	10
2018	Jacob Rhinesmith	13

GENERAL

HILTOPPERS

2018 REVIEW

HISTORY

UNIVERSITY

OPPONENTS

Appearances (Pitching)

1964	Brown Smith	9
1965	N/A	
1966	Ronnie Howell	7
1967	Stan Markham	10
1968	Don Durham	7
1969	Stan Markham	9
1970	Phil Van Meter	11
1971	Leonard Mullins	11
1972	Phil Van Meter	5
1973	Mike Grubb	9
1974	Marty Matusiak	15
1975	N/A	
1976	N/A	
1977	Mark Biven	13
1978	Rick Gittens	16
1979	Mark Biven	13
1980	Marty Mason	13
1981	Doug Metz	16
1982	Jim Hess	18
1983	Eddie Jent/Jeff Peterek	15
1984	Eddie Jent	25
1985	Eddie Jent	25
1986	Mark Trapp	22
1987	Jeff Meier	25
1988	Otis Lewis	26
1989	Ken Edenfield	28
1990	Ken Edenfield	25
1991	Neil Corley	23
1992	Lance Ellingson	30
1993	Doug Smyly	22
1994	Doug Smyly	24
1995	C.J. Martin	22
1996	Brian Smith	30
1997	Crad Jagers	29
1998	Crad Jagers	23
1999	Nathan Isenberg	29
2000	Matt Wilhite	27
2001	Mike Belch	23
2002	Matt Wilhite	33
2003	Matt Wilhite	37
2004	Michael Shope	26
2005	Miles Ormon	28
2006	Adam Balcom/Garrett Stembridge	28
2007	Colby Beach	25
2008	Evan Teague	33
2009	Evan Teague	35
2010	Rye Davis	33
2011	Phil Wetherell	30
2012	Ross Hammonds	26
2013	Taylor Haydel	26
2014	Ian Tompkins	26
2015	Tate Glasscock	24
2016	Sam Higgs/John Harman	24
2017	Conner Boyd	27
2018	Conner Boyd	25

Games Started (Pitching)

1963	Lewis Bush/Bobby Sturgeon	4
1964	Frank Brent/Mike Ringo	4
1965	N/A	
1966	Mike Ringo	6
1967	N/A	
1968	N/A	
1969	Stan Markham	7
1970	Don Durham	8
1971	Leonard Mullins	11
1972	Phil Van Meter	5
1973	Mike Grubb	9
1974	Marty Matusiak	9
1975	N/A	
1976	N/A	
1977	Rick Baker	7
1978	Paul Orberson	13
1979	Mark Biven	10
1980	Marty Mason	11
1981	Cam Walker	10
1982	Cam Walker	11
1983	Jeff Peterek/Mike Spearnock	9
1984	Mike Spearnock	12
1985	Larry Shikles	15
1986	Greg Bartek	13
1987	Kevin Pearce	14
1988	Daren Kizziah	20
1989	Daren Kizziah	18
1990	Steve Marr	17
1991	Heath Haynes	17
1992	Steve Marr	16
1993	Matt Cook	13
1994	Greg Monelle	13
1995	C.J. Martin	22
1996	Steve Stemle	16
1997	Steve Stemle	11
1998	Josh Novotney	12
1999	Josh Novotney	17
2000	Ryan Hutchison	15
2001	Ryan Hutchison	17
2002	Ryan Bicondoa	16
2003	J.C. Faircloth	15
2004	Daniel Faulkner/Grady Hinchman	16
2005	Daniel Faulkner	17
2006	Liam Shanahan	17
2007	Matt Ridings	15
2008	Matt Ridings	15
2009	Matt Ridings	16
2010	Shane Cameron	15
2011	Justin Hageman/Tanner Perkins	15
2012	Tim Bado	14
2013	Andrew Edwards	14
2014	Justin Hageman/Jake Thompson	14
2015	Josh Bartley/Austin King	11
2016	Austin King/Ryan Thurston	14
2017	Paul Kirkpatrick/Ryan Thurston	14
2018	Ryan Thurston	14

Innings Pitched

1963	Lewis Bush	31.0
1964	Brown Smith	45.0
1965	N/A	
1966	Stan Markham	33.0
1967	Stan Markham	62.0
1968	Stan Markham	41.0
1969	Stan Markham	47.1
1970	N/A	
1971	Phil Van Meter	61.1
1972	Mike Grubb	34.0
1973	Lewis Key	63.0
1974	Marty Matusiak	61.0
1975	N/A	
1976	N/A	
1977	Rick Baker	49.0
1978	Paul Orberson	78.0
1979	Mark Biven	74.0
1980	Mark Williams	77.0
1981	Kevin Benzing	62.1
1982	Cam Walker	66.0
1983	Jeff Peterek	73.1
1984	Mike Spearnock	68.2
1985	Larry Shikles	106.0
1986	David Lunsford	79.1
1987	Doug Piatt	104.2
1988	Daren Kizziah	105.0
1989	Darren Kizziah	104.1
1990	Ken Edenfield	118.3
1991	Heath Haynes	123.0
1992	Steve Marr	74.0
1993	Darin Bernhard	73.1
1994	Darin Bernhard	72.1
1995	Greg Monelle	61.2
1996	Steve Stemle	92.2
1997	Steve Stemle	88.0
1998	Josh Novotney	82.2
1999	Josh Novotney	121.1
2000	Ryan Hutchison	112.0
2001	Ryan Hutchison	122.1
2002	Ryan Bicondoa	123.2
2003	Andy Baldwin	102.0
2004	Daniel Faulkner	112.1
2005	Daniel Faulkner	106.0
2006	Liam Shanahan	104.1
2007	Matt Ridings	91.1
2008	Matt Ridings	97.1
2009	Matt Ridings	102.1
2010	Matt Ridings	92.2
2011	Justin Hageman	100.2
2012	Tim Bado	85.2
2013	Andrew Edwards	80.2
2014	Justin Hageman	95.2
2015	Josh Bartley	59.1
2016	Ryan Thurston	79.1
2017	Ryan Thurston	77.1
2018	Ryan Thurston	80.2

Earned Run Average (Min. 30 IP)

1963	Lewis Bush/Bobby Sturgeon	3.53
1964	Mike Ringo	2.46
1965	N/A	
1966	Stan Markham	1.36
1967	Stan Markham	4.20
1968	Bruce Alexander	1.58
1969	Elliott Miles	1.74
1970	Leonard Mullins	0.87
1971	Mike Grubb	2.33
1972	Mike Grubb	2.67
1973	Bill Schekles	1.14
1974	Jeff Ralph	2.84
1975	Steve Carter	1.86
1976	N/A	
1977	Mark Biven	2.41
1978	Paul Orberson	2.19
1979	Mark Biven	1.95
1980	Gary Brown	0.59
1981	Phil Rine	0.85
1982	Kevin Benzing	1.67
1983	Eddie Jent	1.98
1984	Eddie Jent	2.43
1985	Mike Ballenger	3.19
1986	Mike Ballenger	3.74
1987	Jeff Meier	2.90
1988	Heath Haynes	2.96
1989	Scott Wambsganss	3.00
1990	Ken Edenfield	2.59
1991	Jeff Ledogar	2.63
1992	Lance Ellingson	2.48
1993	Andy Alepra	3.72
1994	Doug Smyly	3.59
1995	Matt Bowles	4.75
1996	Brian Smith	4.18
1997	Steve Stemle	3.89
1998	Josh Novotney	3.89
1999	Jeff Vance	2.39
2000	Ryan Hutchison	3.21
2001	Ryan Hutchison	2.87
2002	Matt Wilhite	2.20
2003	Matt Wilhite	1.77
2004	Grady Hinchman	3.00
2005	Daniel Faulkner	6.28
2006	Liam Shanahan	5.35
2007	Bart Carter	4.13
2008	Matt Ridings	3.88
2009	Matt Hightower	4.01
2010	Matt Ridings	3.01
2011	Tanner Perkins	2.36
2012	Taylor Haydel	2.35
2013	Austin Clay	4.28
2014	Ryan Thurston	2.16
2015	Josh Bartley	4.85
2016	Sam Higgs	3.83
2017	Kevin Elder	4.07
2018	Ben Morrison	2.21

GENERAL

HILTOPPERS

2018 REVIEW

HISTORY

UNIVERSITY

OPPONENTS

Strikeouts

1963	Bobby Sturgeon	33
1964	Brown Smith	34
1965	N/A	
1966	Ronnie Howell	32
1967	Elliott Miles	50
1968	Stan Markham	32
1969	Stan Markham	54
1970	N/A	
1971	Phil Van Meter	44
1972	Greg Stahl	32
1973	Mike Grubb	50
1974	Marty Matusiak	69
1975	N/A	
1976	N/A	
1977	Jeff McKinley	58
1978	Paul Orberson	64
1979	Marty Mason	58
1980	Marty Mason	76
1981	Cam Walker	60
1982	Jim Hess	64
1983	Jeff Peterek	52
1984	Mike Spearnock	62
1985	Larry Shikles	82
1986	David Lunsford	76
1987	Doug Piatt	69
1988	Steve Bercier/Daren Kizziah	52
1989	Ken Edenfield	83
1990	Ken Edenfield	94
1991	Heath Haynes	111
1992	Steve Marr	54
1993	Darin Bernhard	53
1994	Doug Smyly	56
1995	Christian Blackburn	51
1996	Steve Stemle	73
1997	Brain Smith	54
1998	Steve Stemle	78
1999	Josh Novotney	102
2000	Ryan Hutchison	67
2001	Bryan Houdek/Ryan Hutchison	101
2002	Ryan Bicondoa	150
2003	Andy Baldwin	66
2004	Grady Hinchman	114
2005	Daniel Faulkner	71
2006	Liam Shanahan	64
2007	Matt Ridings	73
2008	Matt Ridings	98
2009	Matt Ridings	93
2010	Matt Ridings	90
2011	Justin Hageman	85
2012	Tim Bado	76
2013	Andrew Edwards	75
2014	Justin Hageman	68
2015	John Harman	43
2016	Ryan Thurston	79
2017	Ryan Thurston	93
2018	Ryan Thurston	87

Walks

1963	Bobby Sturgeon	25
1964	Brown Smith	22
1965	N/A	
1966	Ronnie Howell	24
1967	Elliott Miles	38
1968	Elliott Miles	25
1969	Elliott Miles	21
1970	N/A	
1971	Phil Van Meter	25
1972	Mike Grubb	19
1973	Mike Grubb	32
1974	Marty Matusiak	47
1975	N/A	
1976	N/A	
1977	Jeff McKinley	40
1978	Jeff McKinley	44
1979	Marty Mason	40
1980	Larry Glasscock	45
1981	Doug Metz	37
1982	Dave Delello/Cam Walker	35
1983	Mike Spearnock	48
1984	Mike Spearnock	41
1985	Mike Spearnock	42
1986	C.L. Thomas	49
1987	Kevin Pearce	61
1988	Steve Bercier	58
1989	Daren Kizziah	47
1990	Steve Marr	45
1991	Heath Haynes	40
1992	Steve Marr	59
1993	Darin Bernhard	46
1994	Darin Bernhard	34
1995	Christian Blackburn	41
1996	Steve Stemle	42
1997	Kevin Sadowski	42
1998	Brian Smith	37
1999	Brian Houdek	43
2000	Ryan Hutchison	39
2001	Ryan Hutchison	35
2002	Andy Baldwin	44
2003	Andy Baldwin	44
2004	Grady Hinchman	71
2005	Grady Hinchman	52
2006	Bryan Rider	25
2007	Matt Ridings	38
2008	Matt Ridings	36
2009	Matt Hightower	36
2010	Brian Edelen	28
2011	Justin Hageman	30
2012	Ian Tompkins	50
2013	Andrew Edwards	38
2014	Justin Hageman	38
2015	Brennan Pearson	28
2016	Ryan Thurston	47
2017	Ryan Thurston	42
2018	Ryan Thurston	46

Wins

1963	Bobby Sturgeon	2
1964	Brown Smith	3
1965	N/A	
1966	Dero Downing/Stan Markham	2
1967	Stan Markham	4
1968	Don Durham/Sam Markham	3
1969	Stan Markham/Elliott Miles	4
1970	N/A	
1971	Phil Van Meter	5
1972	Mike Grubb/Jeff Ralph	3
1973	Greg Stahl	4
1974	Marty Matusiak	7
1975	Kim Kirby	4
1976	N/A	
1977	Terry Hackett	4
1978	Paul Orberson	8
1979	Mark Biven	7
1980	Mark Williams	8
1981	Doug Metz	8
1982	Cam Walker	8
1983	Mike Spearnock	6
1984	Eddie Jent/Keith Reinhart	4
1985	Larry Shikles	9
1986	David Lunsford	5
1987	Kevin Pearce	5
1988	Daren Kizziah	11
1989	Daren Kizziah	9
1990	Ken Edenfield	8
1991	Heath Haynes/Jeff Ledogar	10
1992	Lance Ellingson	6
1993	Dean Carpenter	5
1994	Doug Smyly	4
1995	C.J. Martin	4
1996	Josh Novotney	8
1997	Steve Stemle	7
1998	Crad Jagers/Steve Stemle	5
1999	Ryan Hutchison	10
2000	Ryan Hutchison	9
2001	Ryan Hutchison	9
2002	Ryan Bicondoa	11
2003	Matt Wilhite	8
2004	Daniel Faulkner	8
2005	Daniel Faulkner	6
2006	Garrett Stembridge	4
2007	Matt Ridings	7
2008	Matt Ridings	10
2009	Matt Ridings	8
2010	Matt Ridings	9
2011	Justin Hageman	8
2012	Tim Bado/Justin Hageman	4
2013	Andrew Edwards	6
2014	Justin Hageman	6
2015	Josh Bartley	6
2016	Josh Bartley/Kevin Elder	4
2017	Ryan Thurston	4
2018	Paul Kirkpatrick/Ryan Thurston	4

Saves

1977	Mark Biven/Mike Riggs	2
1978	Rick Gittens	5
1979	Rick Despoux/Rick Gittens	3
1980	Gary Brown/Larry Glasscock/Pete Hiryak	1
1981	Tim Wright	3
1982	Kevin Benzing/Jim Hess/Doug Metz	3
1983	Eddie Jent/Jeff Peterek	2
1984	Mike Ballenger/Larry Shikles	2
1985	Eddie Jent	9
1986	Mike Ballenger/Mike Trapp	2
1987	Jeff Meier	7
1988	Otis Lewis	6
1989	Ken Edenfield	3
1990	Ken Edenfield	4
1991	Neil Corley	6
1992	Lance Ellingson	6
1993	Robb Taylor	5
1994	Matt Cook	4
1995	C.J. Martin/Brian Smith	2
1996	Brian Smith	4
1997	Chad Jagers	1
1998	Chad Jages	2
1999	Nathan Isenberg	7
2000	Matt Wilhite	5
2001	Mike Belch	4
2002	Matt Wilhite	7
2003	Matt Wilhite	11
2004	Michael Shope	4
2005	Stephen Muck	3
2006	Adam Balcom	3
2007	Steven Hupper	4
2008	Rye Davis	4
2009	Bart Carter	4
2010	Rye Davis	9
2011	Phil Wetherell	5
2012	Taylor Haydel	3
2013	Taylor Haydel	7
2014	Ian Tompkins	14
2015	Ben Morrison	6
2016	Jackson Sowell	8
2017	Jackson Sowell	4
2018	Ben Morrison	7

GENERAL

HILTOPPERS

2018 REVIEW

HISTORY

UNIVERSITY

OPPONENTS

ABCA ALL-AMERICAN

Ralph Antone, C	1983
Rob Tomberlin, 3B	1985
Bill Weyers, 1B	1993
Ryan Bicondoa, P	2002
Matt Gunning, OF	2004
Wade Gaynor, 3B	2009
Matt Rice, C (Third Team)	2010
Matt Ridings, P (Third Team)	2010
Danny Hudzina, 3B (Third Team)	2016

BASEBALL AMERICA ALL-AMERICAN

Chris Turner, 3B (Freshman)	1988
Lorenzo Ferguson, OF	1997
Wade Gaynor, 3B	2009

COLLEGIATE BASEBALL ALL-AMERICAN

J.C. Faircloth, P (Freshman)	2002
Antone Towns, OF (Freshman)	2002
Matt Gunning, OF	2004

COLLEGIATEBASEBALLINSIDER.COM A-A

Matt Wilhite, P	2003
Matt Gunning, OF	2004

LOUISVILLE SLUGGER ALL-AMERICAN

Lorenzo Ferguson, OF	1997
Bart Carter, P (Freshman)	2007
Chad Cregar, OF (Pre-2nd Team)	2009
Matt Ridings, P (Pre-2nd Team)	2009
Matt Ridings, P (Third Team)	2010
Justin Hageman, P (Freshman)	2011

MIZUNO ALL-AMERICAN

Matt Idlett, OF (Freshman)	1996
Steve Stemle, P (Freshman)	1996

NBCWA ALL-AMERICAN

Matt Wilhite, P	2003
Chad Cregar, OF (2nd Team)	2008
Chad Cregar, OF (Pre-1st Team)	2009

PING! BASEBALL ALL-AMERICAN

Bart Carter, P	2007
Matt Ridings, P	2007

CoSIDA ACADEMIC ALL-AMERICAN OF YEAR

Matt Rice, C	2011
--------------	------

CoSIDA ACADEMIC ALL-AMERICAN

Jack Glasser, C	1973
Erick Rosa, C	1997
Matt Rice, C (Third Team)	2009
Matt Payton, 2B (First Team)	2010
Matt Ridings, P (First Team)	2010
Matt Rice, C (Second Team)	2010
Matt Rice, C (First Team)	2011
Ian Tompkins, P (Third Team)	2014
Kaleb Duckworth, OF (Third Team)	2016
Kaleb Duckworth, OF (Third Team)	2017
Ben Morrison, RP (Second Team)	2018

SENIOR CLASS AWARD - FINALIST

Matt Payton, 2B	2010
-----------------	------

SENIOR CLASS AWARD - CANDIDATE

Matt Payton, 2B	2010
Matt Rice, C	2011

JOHNNY BENCH AWARD - SEMIFINALIST

Jordan Newton, C	2006
Matt Rice, C	2010
Matt Rice, C	2011
Hunter Wood, C	2017

CoSIDA ACADEMIC ALL-DISTRICT

Rene Zarate, C	1981
Matt Ransdell, 2B/SS (Second Team)	2005
Matt Ransdell, 2B/SS (First Team)	2006
Matt Payton, 2B (Second Team)	2008
Chad Cregar, OF/DH (Second Team)	2009
Matt Payton, 2B (First Team)	2009
Matt Rice, C (First Team)	2009
Matt Rice, C (First Team)	2011
Jared Andreoli, OF (Second Team)	2011
Ian Tompkins, P (First Team)	2014
Kaleb Duckworth, OF (First Team)	2016
Kaleb Duckworth, OF (First Team)	2017
Ben Morrison, RP (First Team)	2018

ALL-SOUTH CENTRAL REGION

Ralph Antone, DH	1981
Mike Williams, 1B	1981
Ralph Antone, C	1982
Ralph Antone, C	1983
Chris Turner, OF	1991
Bill Weyers, 1B	1993
James Davis, C	1994
C.J. Martin, OF	1996
Josh Patton, 3B	1997
Ryan Hutchison, P	2000
Ryan Bicondoa, P	2002
Matt Wilhite, P	2002
Matt Wilhite, P	2003
Matt Gunning, OF	2004
Jordan Newton, C	2005
Matt Ridings, P	2008
Chad Cregar, OF/DH	2009
Wade Gaynor, 3B	2009
Matt Hightower, OF/P	2009
Matt Rice, C	2009
Matt Rice, C	2010
Matt Ridings, P	2010
Rye Davis, P	2010
Matt Rice, C	2011
Ivan Hartle, 2B	2012
Ryan Huck, 1B	2013
Danny Hudzina, 3B	2016
Jacob Rhinesmith, OF	2018

ALL-NCAA TOURNAMENT

Ralph Antone, DH	1980
Larry Glasscock, P	1980
Donnie Thomas, OF	1980
Mike Williams, 1B	1980
Grady Hinchman, P	2004
Chad Cregar, OF/DH	2008
Chad Cregar, OF/DH	2009
Wade Gaynor, 3B	2009
Matt Rice, C	2009

OHIO VALLEY CONFERENCE (1962-82)

SUN BELT CONFERENCE (1983-2014)

AII-OVC

Lee Murray, OF	1962
Tom Eddleman, C	1963
Bobby Moore, OF	1963
James Bunnell, OF	1965
James Bunnell, OF	1966
John Vance, C	1967
George Lynch, C	1968
Harry Jones, OF	1968
Stan Markham, P	1969
John Vance, C	1969
Harry Jones, OF	1969
Don Durham, P	1970
Jay Hickman, 2B	1970
Jim Zweisler, OF	1970
Harry Jones, OF	1970
Jim Zwiesler, OF	1971
Steve Long, 1B	1972
Jack Glasser, C	1973
Steve Tate, IF	1973
Neil Mills, 2B	1974
Mike Grubb, OF	1974
Terry Tedder, IF	1976
Harold Craft, IF	1976
Gary Larimore, OF	1976
Terry Tedder, IF	1977
Frank Hughes, IF	1977
Paul Orberson, DH	1977
Paul Orberson, P	1978
Terry Tedder, IF	1978
Ron Rocco, IF	1978
Mike Murray, IF	1978
Jim Atkinson, OF	1978
Frank Hughes, OF	1978
Mark Biven, P	1979
Mark Williams, P	1980
Marty Mason, P	1980
Mike Murray, IF	1980
Mike Williams, IF	1980
Kenny Fox, IF	1980
Walt McTenny, OF	1980
Phil Rine, P	1981
Rene Zarate, C	1981
Paul Knuth, IF	1981
Ralph Antone, DH	1981
Donnie Thomas, OF	1981
Craig Martin, P	1982
Ralph Antone, C	1982
Kevin Birkofer, IF	1982
Donnie Thomas, OF	1982

OVC COACH OF THE YEAR

Barry Shollenberger	1978
Joel Murrie	1980
Joel Murrie	1981

OVC PLAYER OF THE YEAR

Jim Atkinson, OF	1978
Mike Murray, IF	1980
Mike Williams, IF	1981

ALL-SBC

Ralph Antone, C	1983
Mike Spearnock, P	1983
John Clem, OF	1984
Mike Spearnock, P	1984
Mike Roy, 1B	1984
John Clem, OF	1985
Mike Roy, DH	1985
Larry Shikles, P	1985
Randy Strijek, SS	1985
Randy Tomberlin, 3B	1985

ALL-SBC FIRST TEAM

Stan Cook, OF	1988
Mike Latham, C	1988
Gary Mueller, 1B/DH	1988
Chris Turner, 3B	1989
Brad Worley, SS	1990
Heath Haynes, P	1991
Jonathan Camilo, 1B	1990
Chris Turner, OF	1991
Paul Jackson, OF	1992
Andy McDonald, 3B	1992
Chris Phillips, 2B	1992
Bill Weyers, 1B	1993
James Davis, C	1994
Josh Patton, DH	1994
Carlos Akins, OF	1995
James Davis, C	1995
C.J. Martin, OF	1996
Josh Patton, 3B	1997
Erick Rosa, C	1997
T.J. Freeman, 1B	1998
Matt Idlett, 2B	1998
T.J. Freeman, 1B	1999
Chris Yeo, OF	1999
Josh Novotney, P	1999
Jeff Vance, P	1999
Ryan Hutchison, P	2000
Jeff Vance, UT	2000
Matt Fox, OF	2001
Ryan Cattell, C	2001
Brian Houdek, UT	2001
Ryan Bicondoa, P	2002
Ryan Cattell, C	2002
Tanner Townsend, 3B	2002
Matt Wilhite, P	2002
Matt Wilhite, P	2003
Matt Gunning, OF	2004
Tim Grogan, 3B	2004
Chad Cregar, OF/DH	2008
Chad Cregar, OF/DH	2009
Wade Gaynor, 3B	2009
Matt Hightower, OF/P	2009
Matt Ridings, P	2010
Rye Davis, P	2010
Matt Rice, C	2010
Kes Carter, OF	2010
Matt Rice, C	2011
Kes Carter, OF	2011
Ryan Huck, 1B	2013
Justin Hageman, SP	2014
Ian Tompkins, RP	2014

GENERAL

HILITOPPERS

2018 REVIEW

HISTORY

UNIVERSITY

OPPONENTS

ALL-SBC SECOND TEAM

Scott Hibbert, C	1986
Stan Cook, OF	1987
Mike Latham, C	1987
Pete Davids, OF	1988
Daren Kizziah, P	1988
Chris Turner, 3B	1988
Daren Kizziah, P	1989
Jeff Ledogar, P	1991
Andy McDonald, 3B	1991
Matt Idlett, OF	1996
Josh Patton, 3B	1996
Dan Grice, SS	1997
Cary Page, UT	2004
Matt Ransdell, UT	2005
Jordan Newton, C	2006
Bart Carter, P	2007
Matt Ridings, P	2008
Wade Gaynor, 3B	2008
Terrence Dayleg, SS	2009
Matt Ridings, P	2009
Matt Payton, 2B	2010
Tanner Perkins, P	2011
Jared Andreoli, OF	2011
Scott Wilcox, UT	2012
Ryan Church, 1B	2014
Anderson Miller, OF	2014

SBC COACH OF THE YEAR

Joel Murrie	1985
Joel Murrie	2002
Chris Finwood	2009

SBC PLAYER OF THE YEAR

Chris Turner, OF	1991
Bill Weyers, 1B	1993
T.J. Freeman, 1B	1999
Matt Gunning, OF	2004

SBC PITCHER OF THE YEAR

Ryan Bicondoa	2002
Matt Wilhite	2003
Matt Hightower	2009
Matt Ridings	2010

SBC FRESHMAN OF THE YEAR

Matt Idlett, OF	1996
Bart Carter, P	2007
Justin Hageman, P	2011

SBC NEWCOMER OF THE YEAR

Chad Cregar, OF/DH	2008
--------------------	------

ALL-SBC TOURNAMENT

Grady Hinchman, P	2004
Tim Grogan, 3B	2004
Jordan Newton, C	2004
Chad Cregar, OF/DH	2008
Matt Ridings, P	2008
Wade Gaynor, 3B	2008
Jake Wells, 1B	2008
Bart Carter, P	2009
Chad Cregar, OF/DH	2009
Matt Hightower, OF/P	2009
Matt Rice, C	2011
Jared Andreoli, OF	2012

*All Tournament Team awards began in 2004

SBC TOURNAMENT MVP

Rob Tomberlin, 3B	1985
Grady Hinchman, P	2004
Jake Wells, 1B	2008

SBC PLAYERS OF THE WEEK

John Clem, OF	March 24, 1985
Matt Logic, C	April 7, 1985
David Lunsford, P	May 4, 1986
Scott Hibbert, DH	May 3, 1987
Gary Mueller, IF	April 17, 1988
Chris Turner, IF	April 17, 1989
Doug Darnall, C	March 19, 1990
Chris Turner, 2B	March 11, 1991
Heath Haynes, P	May 13, 1991
Paul Jackson, OF	April 27, 1992
Barry Nesbitt, OF	April 12, 1993
James Davis, C/1B	May 2, 1994
Chad Chabala, OF	April 17, 1995
Shannon McKenzie, 1B	April 24, 1995
C.J. Martin, OF/DH	March 11, 1996
Matt Idlett, OF	May 12, 1996
Josh Patton, 1B/3B	March 10, 1997
Chris Yeo, OF	April 26, 1999
T.J. Freeman, 1B	May 3, 1999
Ryan Cattell, C	April 2, 2001
Tanner Townsend, 3B	April 15, 2002
Antone Towns, OF	March 14, 2005
Jordan Newton, C	March 21, 2006
Chad Cregar, OF/DH	April 7, 2008
Wade Gaynor, 3B	March 2, 2009
Chad Cregar, OF/DH	March 9, 2009
Matt Rice, C	March 22, 2010
Matt Payton, 2B	April 12, 2010
Jared Andreoli, OF	March 8, 2011
Logan Robbins, SS	March 21, 2011
Devin Kelly, C	April 23, 2012
Ryan Hutchison, OF	April 30, 2012
Ryan Huck, 1B	March 18, 2013
Ryan Huck, 1B	May 6, 2013
Ryan Huck, 1B	May 20, 2013
Scott Wilcox, 2B	Feb. 24, 2014
Anderson Miller, OF	April 7, 2014

SBC PITCHERS OF THE WEEK

Josh Novotney	April 29, 1996
Josh Novotney	April 13, 1998
Steve Stemle	April 20, 1998
Ryan Hutchison	April 17, 2000
Ryan Bicondoa	March 19, 2001
Ryan Bicondoa	April 8, 2002
Ryan Bicondoa	April 15, 2002
Matt Wilhite	Feb. 18, 2003
Andy Baldwin	March 4, 2003
Matt Wilhite	May 12, 2003
Matt Ridings	Feb. 13, 2007
Bart Carter	Feb. 27, 2007
Matt Ridings	May 21, 2007
Matt Ridings	April 7, 2008
Matt Ridings	Mar. 1, 2010
Matt Ridings	May 17, 2010
Justin Hageman	April 11, 2011
Taylor Haydel	April 2, 2012
Jake Thompson	March 10, 2014
Justin Hageman	March 24, 2014
Justin Hageman	April 28, 2014

CONFERENCE USA (2015-PRESENT)

ALL-CUSA FIRST TEAM

Anderson Miller, OF	2015
Kaleb Duckworth, OF	2016
Danny Hudzina, 3B	2016
Jacob Rhinesmith, OF	2018

ALL-CUSA SECOND TEAM

Danny Hudzina, 3B	2015
Steven Kraft, 2B	2018
Ben Morrison, RP	2018

ALL-CUSA FRESHMAN TEAM

Luke Brown, OF	2018
----------------	------

C-USA HITTER OF THE WEEK

Anderson Miller	March 2, 2015
Anderson Miller	April 20, 2015
Thomas Peter	Feb. 29, 2016
Steven Kraft	April 29, 2016
Dillon Nelson	Feb. 26, 2018
Jacob Rhinesmith	March 12, 2018

C-USA PITCHER OF THE WEEK

Ryan Thurston	May 2, 2016
---------------	-------------

GENERAL

HILITOPPERS

2018 REVIEW

HISTORY

UNIVERSITY

OPPONENTS

WKU DRAFTEES
1927 (Round Drafted)

Jim Weaver Washington Senators (N/A)

1943 (Round Drafted)

Hugh Poland New York Giants (N/A)

1950 (Round Drafted)

 Jim Pickens Detroit Tigers (N/A)
 Jack Littrell Philadelphia Phillies (N/A)

1954 (Round Drafted)

Dan King Pittsburgh Pirates (N/A)

1957 (Round Drafted)

Bob Daniels Pittsburgh Pirates (N/A)

1969 (Round Drafted)

Stan Markham Cincinnati Reds (N/A)

1970 (Round Drafted)

 Don Durham^ St. Louis Cardinals (7th)
 Johnny Vance Pittsburgh Pirates (*3rd)

*January Draft - Secondary Phase

1978 (Round Drafted)

Jim Atkinson Montreal Expos (13th)

1980 (Round Drafted)

 Larry Glasscock Montreal Expos (20th)
 Mike Murray Cincinnati Reds (22nd)
 Marty Mason St. Louis Cardinals (N/A)
 Rick Despoux New York Yankees (N/A)
 Leonard Phillips Montreal Expos (N/A)
 Mark Williams Montreal Expos (N/A)

1981 (Round Drafted)

 Mike Williams Detroit Tigers (15th)
 Cris Joslin Texas Rangers (24th)

1982 (Round Drafted)

 Greg Raymer San Diego Padres (5th)
 Jim Hess Montreal Expos (16th)
 Kevin Benzing Cleveland Indians (N/A)
 Kevin Birkofer Montreal Expos (N/A)
 Cam Walker San Diego Padres (N/A)

1983 (Round Drafted)

 Ralph Antone Montreal Expos (18th)
 Jeff Peterek Milwaukee Brewers (N/A)

1984 (Round Drafted)

Mike McClear Chicago White Sox (11th)

1985 (Round Drafted)

 Rob Tomberlin Kansas City Royals (7th)
 Darryl Hughes New York Yankees (10th)
 John Clem Seattle Mariners (11th)
 Mike Roy Minnesota Twins (N/A)
 Mike Spearnock California Angels (N/A)

1986 (Round Drafted)

 Randy Strijek Baltimore Orioles (17th)
 Mike Trapp New York Yankees (18th)
 Larry Shikles Boston Red Sox (N/A)

1987 (Round Drafted)

Rafael Compos Texas Rangers (N/A)

1988 (Round Drafted)

 Gerald Ingram Kansas City Royals (28th)
 C.L. Thomas Cincinnati Reds (31st)
 Jeff Meier Atlanta Braves (FA)
 Doug Piatt^ Kansas City Royals (FA)
 Stan Cook Independent (FA)

1989 (Round Drafted)

 Paul Jackson Cincinnati Reds (4th)
 Daren Kizziah Toronto Blue Jays (37th)

1990 (Round Drafted)

 Ken Edenfield^ California Angels (21st)
 Efrain Barriero Houston Astros (FA)

1991 (Round Drafted)

 Chris Turner^ California Angels (7th)
 Steve Marr Toronto Blue Jays (40th)
 Heath Haynes^ Montreal (FA)
 Jeff Ledogar Independent (N/A)

1992 (Round Drafted)

 Chris Petrocella Milwaukee Brewers (37th)
 Andy McDonald Chicago White Sox (FA)

1993 (Round Drafted)

Chris Phillips Minnesota Twins (52nd)

1994 (Round Drafted)

 Matt Cook Independent (FA)
 Mark Pfannenstiel Independent (FA)
 Greg Slone Independent (FA)
 Doug Smyly Independent (FA)
 Bill Weyers Independent (FA)

1995 (Round Drafted)

 Carlos Akins Baltimore Orioles (12th)
 James Davis Cincinnati Reds (20th)
 Matt Bowles Milwaukee Brewers (FA)

1996 (Round Drafted)

 Christian Blackburn Independent (FA)
 C.J. Martin Independent (FA)

1997 (Round Drafted)

 Erick Rosa Cleveland Indians (21st)
 Dan Grice Chicago Cubs (FA)
 Scott Flynn Independent (FA)

1998 (Round Drafted)

 Steve Stemle^ St. Louis Cardinals (5th)
 Josh Patton Independent (FA)

1999 (Round Drafted)

T.J. Freeman Arizona Diamondbacks (FA)

2000	(Round Drafted)
Jeff Lincoln	Minnesota Twins (15th)
2001	(Round Drafted)
Ryan Hutchison	Philadelphia Phillies (17th)
John Bartsch	Baltimore Orioles (FA)
Brian Houdek	Independent (FA)
2002	(Round Drafted)
Ryan Bicondoa	New York Yankees (FA)
Tanner Townsend	San Diego Padres (FA)
2003	(Round Drafted)
Andy Baldwin	Detroit Tigers (15th)
Travis Brown	Baltimore Orioles (27th)
Matt Wilhite	Anaheim Angels (FA)
2004	(Round Drafted)
Matt Gunning	Independent (FA)
2005	(Round Drafted)
Tim Grogan	New York Mets (19th)
Grady Hinchman	New York Mets (FA)
2006	(Round Drafted)
Jordan Newton	Detroit Tiger (6th)
Cortez Armstrong	Cleveland Indians (FA)
2007	(Round Drafted)
Liam Shanahan	Philadelphia Phillies (FA)
2008	(Round Drafted)
Colby Beach	Kansas City Royals (FA)
2009	(Round Drafted)
Wade Gaynor	Detroit Tigers (3rd)
J.B. Paxson	Los Angeles Dodgers (13th)
Chad Cregar	Florida Marlins (15th)
Terrence Dayleg	Florida Marlins (22nd)
Evan Teague	Toronto Blue Jays (35th)
Ben Paxton	Houston Astros (FA)
2010	(Round Drafted)
Matt Payton	Philadelphia Phillies (27th)
Bart Carter	Minnesota Twins (39th)
Matt Ridings	Kansas City Royals (41st)
2011	(Round Drafted)
Kes Carter**	Tampa Bay Rays (1st)
Phil Wetherell	New York Yankees (8th)
Matt Rice	Tampa Bay Rays (9th)
Logan Robbins	Atlanta Braves (10th)
Chris Bullard	Atlanta Braves (34th)
Brian Edelen	Kansas City Royals (FA)
Rye Davis	Philadelphia Phillies (FA)
2013	(Round Drafted)
Andrew Edwards	Kansas City Royals (19th)
Ryan Huck	Oakland Athletics (27th)
2014	(Round Drafted)
Ian Tompkins	Kansas City Royals (14th)

2015	(Round Drafted)
Anderson Miller	Kansas City Royals (3rd)
Philip Diedrick	Washington Nationals (29th)
2016	(Round Drafted)
Danny Hudzina	St. Louis Cardinals (10th)
2018	(Round Drafted)
Ben Morrison	Los Angeles Angels (10th)
Jacob Rhinesmith	Washington Nationals (18th)
Ryan Thurston	Toronto Blue Jays (FA)
Steven Kraft	Pittsburgh Pirates (FA)

** Highest selection in WKU history (56th overall)

^ Reached the Major Leagues

BOLD = Active Pros

FA - Signed as free agent

N/A - Not available

GENERAL

HILLTOPPERS

2018 REVIEW

HISTORY

UNIVERSITY

OPPONENTS


#14 JACK GLASSER

Dr. Jack Glasser became the first player in WKU Baseball history to have his jersey retired when he was honored on April 19, 2011 prior to the Hilltoppers' victory over Kentucky. Glasser's No. 14 jersey is displayed on the right field wall at Nick Denes Field below the scoreboard.

Glasser (1969-73) was an All-Ohio Valley Conference catcher in 1973 and started all four of his years on The Hill. He finished his stellar career with a .326 career batting average and hit .364 with 17 RBI as a senior.

Glasser was WKU Baseball's first All-American, earning First Team CoSIDA Academic All-American honors in 1973. He was also the university's first Athlete of the Year honoree in 1973 and graduated Cum Laude from the WKU pre-med program as a biology major.

Glasser, who still lives in the area and is a highly regarded local physician, was inducted into the WKU Athletic Hall of Fame in 1999. He has continued to be a supporter of WKU Athletics over the years, formerly serving as president of the Alumni W-Club and assisting in baseball broadcasts each spring.



#36 JOEL MURRIE

Joel Murrie's 815 wins over the course of 26 seasons as WKU's head coach still stand as the most victories of any WKU coach in any single sport. The legendary skipper wore No. 36 from 1980-2005 and will have his number retired on March 8, 2015, prior to the Hilltoppers' series finale against Ohio State.

As the head coach of the Hilltoppers, Murrie guided the program to three-straight Ohio Valley Conference titles (1980-82), two Sun Belt Conference championships (1985, 1988), a pair of NCAA Regional appearances (1980, 2004) and was a four-time conference coach of the year (1980-81, 1985, 2002).

During his 26-year tenure WKU won 40 or more games four times, including a program best 47-13-1 mark in 1980 where the Tops advanced to their first NCAA Regional in school history. WKU defeated Vanderbilt and New Orleans before being ousted by host Florida State in the Regional Championship. Murrie returned WKU to NCAA Regional play after winning the 2004 SBC Tournament and the Tops blanked No. 1 seed host Ole Miss 1-0 before being eliminated later in the regional.

Murrie, a 2012 WKU Athletic Hall of Fame inductee, developed six major leaguers, including 2000 World Series champion Chris Turner (Yankees), and 80 players who were signed or drafted professionally.



A

Evan Acosta	2016-18
Beau Adams	1992
Lucian Adams	1938
Travis Adams	2008
Chad Adcock	2006-08
Carlos Akins	1995
Andy Alepra	1992-95
Brandon Allen	2014-15
Bruce Alexander	1968
J.P. Alexander	1932-33
Keith Alexander	1997
Rick Alfonso	1979
Brandon Allen	2014-15
Ken Allen	1988
Phil Allen	1971-74
John Ambrose	2006-07
Jared Andreoli	2009-12
Ralph Antone	1980-83
Ronnie Arendez^	1960
Cortez Armstrong	2005-06
Ryan Arnett	2002
Cecil Ashcraft	N/A
Jim Atkinson	1976-78
Mike Atwell	1978

B

Bob Bacik	1950
Tim Bado	2012
Rod Bagby	1956-58
John Bair	1987
Jeff Baker	1975-76
John Baker	1947-49
Mario Baker	1990-91
Ricky Baker	1977-79
Robert Baker	1960-62
Adam Balcom	2006, 08
Ancil Baldwin	2001-03
Hubert Ball	1938-39
Mike Ballenger	1984-86
Todd Ballenger	1989
Sam Barlow	1939
Todd Barnard	1989
Dewey Barnes	1921-23
Bob Barnett	1963-65
Efrain Barreiro	1987-89
Kenny Barrett	1956-57
Greg Bartek	1983-86
Josh Bartley	2013-16
John Bartsch	2000-01
Bailey Basham	1935
C.B. Basham	1936-38
Floyd Bates	1921-23
Bill Bathurst	1968-69
Thomas Battle	1950
Harold Baugh	1947
Lenorice Baugh	N/A
Colby Beach	2007-08
Monie Beard	1950-53
Kevin Bearden	2002-03
Rick Becker	1979
Michael Belch	2000-01
William Bell	1947
Jonathan Bennett	2003-04
Steve Bercier	1988

Barrett Bernard	1968-71
Darin Bernhard	1993
Rod Berry	1972
George Bibich	1937-38
John Bickel	1948-50
Ryan Bicondoa	2001-02
Kevin Birkofer	1981-82
Mark Biven	1977-79
Christian Blackburn	1995-96
Jim Blackwell	1955
Thomas Blewett	1948
Asher Blewette	1929
Curtis Bliss	1999-00
Rick Boeckmann	1995
Orville Bolton	1941
Billy Boone	N/A
Dan Boone	N/A
Matt Borgschulte	2010-11
Dane Bourque	2001
Allen Bowles	1995
Mark Bowling	1995-96
Conner Boyd	2017-18
Rich Bracke	1987
Matt Bracken	2008, 10-11
Estill "Eck" Branham	1937-38
Marty Braun	1970
William Bray	1960-61
Frank Brent	1964
Ralph Brewer	1964
Brandon Brian	2010
Robert Bristow, Jr.	1974-77
Carroll Broderick	1932
Gary Broenneke	1965-67
George Brooks	1975
Ron Brosnan	1970-71
Luke Brown	2018
Travis Brown	2002-03
Wilfred Brown	1990-91
Dan Browning	N/A
Casey Bruce	2005
Pat Bruce	1976
Caleb Bruner	2016-17
Nick Brunson	2018
Dick Bryant	1930-32
Richard Bryant	1947
James Thomas Buck	1978
Bob Bugel	1965-67
Chris Bullard	2010-11
Tyler Bumgarner	2007
Joey Bunch	1974
Jim Bunnell	1965-68
Tony Burkeen	1971
Robert Burr	1994
Tommy Burrough	1990-91
Jim Burt	1962
John Burt	1962
Lewis Bush	1963-64
Colin Butkiewicz	2018
Danny Butler	1966-69

C

Jessie Cameron	2010
Shane Cameron	2009
Jonathan Camillo	1989-90
Troy Campbell	1994-95

GENERAL

HILTOPPERS

2018 REVIEW

HISTORY

UNIVERSITY

OPPONENTS

Rafael Campos	1987
Billy Cann	1976
Freddie Carlisle	1978-79
Dean Carpenter	1992-93
Ronnie Carroll	1962
Bart Carter	2007-10
Dave Carter	1974-75
Kes Carter	2009-11
Steve Carter	1974-75
Carmen Cartwright	N/A
Mike Cash	1988-89
Ryan Cattell	2001-02
Larry Cave	1976-77
William Cecil	1999-02
Jordan Cessna	2011-13
Chad Chabala	1995-96
Jackie Chaffin	1964
Frank Chambers	1968-69
Tullas Chambers	1926
Morrie Chappell	1933,35
Carl Chelf	1957-58
Kelby Chowning	2012-13
Ryan Church	2014-15
Jeff Ciocco	2017-18
Duel Claiborne	1949, 51
C.T. Clark	N/A
Marvin Clark	1965
Robert Clark	1969-70
Robbie Clark	1991
Stan Clark	1987
Leiff Clarkson	2014-17
Austin Clay	2011-14
Tim Cleland	2000-01
John Clem	1984-85
Kevin Clutter	1997-00
Mike Cobb	1961-62
Mike Coberly	1968-70
Harold Coe	1954-55
Wesley Coffman	1951
Jeremy Coleman	2008
Cody Coll	2014-17
Scotty Colt	2006-07
Claude Combs	1941
Donald Compton	1988
Chris Conley	2003
Richard Constantine	2018
Dave Conter	1972
Chas Conyers	1949
Leon Cook	1925
Matt Cook	1993
Randy Cook	1988-89
Stan Cook	1987-88
Richard Coop	1961-62
Ben Cooper	2005-06
Cody Cooper	2017
H.T. Cooper	1937-38
Neil Corley	1990-91
Hazel Cosby	1926-29
Jim Cox	1976
Blake Crabtree	2010-13
Harold Craft	1975-76
Jason Crandall	1990-91
Chad Cregar	2008-09
Jeff Crisorio	1995
Lindsey Croan	1952

Billy Cross	1964
Richard Crouch	1940
Rupert Cummings	1920s
Charles Cundiff	1961
Steve Cunningham	1964-65
Colie Currie	2017-18
David Curtis	1970-71

D

John Daly	1965-67
Bob Daniels	1954-57
Lance Daniels	1989-91
Doug Darnell	1989-90
Michael Darrell-Hicks	2017-18
Pete Davids	1988
James Davis	1992-95
Rye Davis	2008,10-11
Terry Davis	1969-70
James Dawson	1965
Billy Day	1940
Terrence Dayleg	2007-09
Dee Deener	1974-75
Neil DeLorenzo	1961-63
Bill Delph	N/A
Wayne Denton	1978-79
Ronald DePompeo	1958-59
Rick Despoux	1979
E.A. Diddle, Jr.	1948-51
Philip Diedrick	2014-15
Brian Dillard	1989-91
Steven DiPuglia	2016-17
Monk Dodd	1941-42,46
Brian Doering	2011
Matthew Dompree [^]	2012-13
Larry Donninger	1975
Bob Dotson	1963
Larry Doughty	1958-60
Clyde Downing	1936
Dero Downing	1966-68
Ty Downing	2014, 16
Robert Driver	1960-64
Michael Dubick	1939-41
Kaleb Duckworth	2015-17
Zack Duncan	2006
Don Durham	1968-70
Greg Durr	2004-05
Adam Duvall	2007
Glenn Duvall	N/A
Casey Dykes	2009-12

E

Dan Easley	1959
Brian Edelen	2010-11
Ray Edens	1940
Tom Eddleman	1961-63
Ken Edenfield	1989-90
Andrew Edwards	2013
John Eglich	1993
Kevin Elder	2015-17
Lance Ellingson	1991-92
Robert Elliott	1971
Robert L. Elliott	1967-69
Leslie Ellis	1920's
Tom Ellis	1926-29
Robert Ellsworth	1939

Leroy "Brother" Elrod	1920
Turner Elrod	1928-29
Brandon Embry	2006
Bill Embry	1972-73
Jerry Emmons	1971
Don Enright	1988-89
Jerry Eubanks	1972
Carl Evans	N/A

F

J.C. Faircloth	2002-06
Tony Fagnoli	1955-58
Daniel Faulkner	2004-05
Wyatt Featherston	2017
Jimmy Feix	1973-75
Larry Fentress	1968-69
Lorenzo Ferguson	1997-00
Ryan Ferrell	1997-98
Daniel Fielding	1949
Paul Finneseth	1961
Bill Fisher	1965
Jason Fithian	1990-91
Scott Fitzpatrick	1989-90
Regan Flaherty	2013-14
Tony Fleming	1989
Scott Flynn	1996-97
Mark Ford	1991-92
Rey Ford	1974-75
Howard Fordon	1961
Billy Foster	1952-53
Frank Fowler	1954
Kenny Fox	1979-80
Matt Fox	1998-01
Arnold Franklin	1964
Eligah Frazier	1924-26
Ryan Frazier	1994-95
Troy Frazier	2007
T.J. Freeman	1996-99
Larry French	1952-53
Brady Frey	2008
Jerry Frock [^]	1965
Tom Fry	1957-58
Ronald Fulkerson	1969

G

Chris Gage	1988-89
Juan Galan	1985-88
Woody Gardner	1948
Buford Garner	1934-35
Garland Garrison	1935-38
John Gastinger	2014
Wade Gaynor	2007-09
Doug Gilliland	2010
Tyler Gilliland	2009
Rick Gittens	1978-79
J.P. Glasgow	1920's
Gaston Glasscock [^]	2013-14
Larry Glasscock	1979
Tate Glasscock	2013-15
Jack Glasser	1971-73
Harry "Pap" Glenn	1924-26
James Gover	1937-38
Rick Goff	1972
Malcolm Grady	2018
Jacob Green	2018

Mike Green	1977-79
Robert Green	1959-60
William "Jelly" Green	1970
Richard Greenwell	1990
Dan Grice	1996-97
Kenny Griffin	2004-05
John Gritsonis	1940
Tim Grogan	2003-05
Mike Grubb	1971-74
Larry Gumm	1958-59
Jim Gunnell	1954
Matt Gunning	2003-04
Brandon Gupton	2003

H

Terry Hackett	1975-78
Justin Hageman	2011-14
Jim Hale	1952-53
Casey Hamilton	2005-07
Eric Hammer	2000
High Hammers	N/A
Ross Hammonds	2009-12
Caleb Hanes	2010
Alan Hapney	1967-69
Woody Hardcastle [^]	1960
Harry Hardin	1934
Clint Hardy	2014
John Harman	2015-16
Garrett Harp	2007
Ivan Hartle	2011-12
Keith Hargis	1989-90
Taylor Haydel	2010-13
Heath Haynes	1988-91
Charles Hays	1995
James Holland Harvey	N/A
Joe Hathcock	1978-79
David Wesley Hawes	1978
James Haynes	1948
Jess Haynes	N/A
Charlie Hays	1947-48
Alex Head	1940
Wells Heath, Jr.	1938-39
Aaron Hedges [^]	2008
Roy Heinz	1940
Lawrence Helm	1969
Tommy Hendrix	1937
George Henry	1954-55
Ryan Hepworth	1992-93
Justin Herrguth	2000
Scott Hibbert	1987
Bernard "Peck" Hickman	1934
Jay Hickman	1969-71
Sam Higgs	2014-16
Matt Hightower	2007-09
Ben Hildreth	2007
Joe Mac Hill	1966-68
Grady Hinchman	2002-05
Hollis Hinton	1954-57
Pete Hiryak	1978
Marinus Hobeke	1941
Steve Hodgins	2012-13
James Hoff	1970
Mark Hoffard	1958
Richard Hoffman	1975-76
Virgil Hoffman	1952-55

GENERAL

HILTOPPERS

2018 REVIEW

HISTORY

UNIVERSITY

OPPONENTS

Turner Hogan	1946-48
Ty Hogan	2014-17
Fletcher Holeman	1930
Brandon Holloway	2005
Ryan Hook	2009
Curtis Hopkins	1976
Clarence Horn	N/A
Johnny Horton	1963-65
Bill Houchin	1946-48
Earl Houchin	1941-42,46
Brian Houdek	1998-01
Ronald House	1977
Ronnie Howell	1966
Terry Howell	1966-67
Jim Howes	1970
Ernest Howton	1921-24
Euel Howton	1921-24
Ryan Huck	2010-13
Danny Hudzina	2015-16
Eric Hughes	1989-90
Frank Hughes	1977-78
Kenneth Hughes	2002-03
Seth Hummer^	2012-14
Brian Hunt	1979
Raymond Hunt	1959-62
Steven Hupper	2006-07
Cliff Hurst	1959-60
Michael Hurst	1974
Ryan Hutchison	1998-01
Ryan Hutchison	2011-12
David Hynes	1994

I	
Matt Idlett	1996-99
Gerald Ingram	1985-88
Ed Isaacs	1938
Nathan Isenberg	1997-99
Grayson Ivey	2017

J	
J.P. Jackson	2010-11
Paul Jackson	1990-93
Jim Jacobs	1972
Crad Jaggars	1997-98
Ryan Jamison	2006
Zach Janes	2015-16
Denny Jenkins	1960-63
Harry Jenkins	1936
Pat Jenkins	1961
Bryce Jenny	2008
Eddie Jent	1983-85
Kevin Jernigan	1989
Matt Johns	2000
James Johnson	2000-01
Lamar Johnson	1996
Mark Johnson	1971
Ricky Johnson	1974-76
Tim Johnson	1998-01
Matt Johnston	2003-04
James Jonakin	1936-38
Bill Jones	1953-54
David Jones^	2008,10
Fred Jones	1969-72
Harry Jones	1968-70

K	
Micah Kaczor	2016
Ray Kaldenbach	1955
Scott Kaskie	2007-08
John Keck	1989-90
Steve Keck	1973-76
Trevor Keesling	2002-03
Timothy Kellum	1977-78
Devin Kelly	2012-13
Drew Keltner	2010
David Kendall	1976-79
Mike Kenney	1961
Monte Ketchum	2010
Lewis Key	1973
Eagle "Buddy" Keys	1946-48
William Kiessling	1974-75
Ual Killebrew	1920
Austin King	2015-16
Dan King	1951-54
Kent Kirby	1975
Kim Kirby	1975-76
William Kirk	1946
Wilson Kirk	1946-48
Paul Kirkpatrick	2017-18
John Kitley	2003, 05
Darren Kizziah	1988-89
Dirk Knight	1974
Horace Knight	1937
Paul Knuth	1981-82
Kenny Konopacki	1995
Brett Korth	2004
Randy Kotchman	1988
Steven Kraft	2015-18
Garrie Krueger	2008,10
Terry Kuzma	1976-77

L	
Gayle Lake	1933-35
Kevin Lambert	2017-18
Ryan Landrum	2004
John Lane	1956-57
Gary Larimore	1974-77
Chase Larsen	2018
Mike Latham	1987-88
Wallace Latimer	1966
Adam Lavelle	2012-13
Brian Lawrence	1992-93
Justin Lawrence	1999
Neil Lawson	1967-70
Jeff Ledogar	1988-91
John Leonard	1972-74
Otis Lewis	1988-89
Jeff Lincoln	2000
Romer Lindsey	1926
Jesse Link	1941
Ronnie Link	1965
Thomas Link	1938
Albo Linkenberg	2006
Vanous Lloyd	1966-69
Steve Long	1972-73
Devon Loomis	2017-18
Clint Lowenstine	1990-91
Trevor Lowe	2013-15
David Lower	2000-03
Brian Luebhert	1994-95

George Lynch	1966-69
Tom Lynch	1965
M	
Johnny Magda	1939-40
Phillip Magan	1963-64
Leo Magers	1949-52
Grant Mallot	2015-16
Walter Mantooth	1976
Elias Mantzanis	2004-05
Clay Marcum	1938 John
Markham	1990-92
Stan Markham	1966-69
Steve Marr	1989-92
John Marrs	1948-49
C.J. Martin	1995-96
Craig Martin	1980-82
Dillard "Dick" Martin	1930-32
Michael Martin	2018
Tony Martines	1977
Marty Mason	1979-80
Martin Matusciak	1974
Stephen Matzura	1996
Aaron Mayfield	2010
George McCombs	1931
Victor McCombs	N/A
Donald McCubbin	1958-59
Andy McDonald	1991-92
Doyle McGuffy	1947-49
Bobby McGuire	1951
Don McGuire	1952
Connor McHugh	2015-16
Shannon McKenzie	1995-96
Jeff McKinley	1976-79
Hardin McLane^	1953-56
Walt McThenny	1979
Chad Meade	1996
Chad Meadows	1994-95
Jeff Meier	1987-88
Sam Melchior	2014
Alex Mercer	2013-14
Wilmer Meredith	1926-27
Paul Merrill	1971-72
Ryan Messex	2012-15
Nathan Methvin	2017
Erik Metzger	1995
Jay Meyer	1999-00
Pat Mezzanorotte	1950
Elliott Miles	1967-69
Cleburn Millard	1931-32
Anderson Miller	2013-15
Brandon Miller	2000, 02
Brent Miller	2001, 03
Ryan Miller	1998
Taylor Miller	2000
George Mills	1972-74
John Mills	1940
Kurt Minnick	2001
Albert Mitchell	1936-39
Lawrence Mitchell	1978
Terry Mitchell	1973-75
Gus Moen	1993
John Moffett	1994-96
Glenn Mohon	1958
Greg Monelle	1991,93-95

W.R. Montana^	1949
Chet Montgomery	1950's
Scott Monzel	
Andrew Morgan	2008
C.P. Morris	N/A
John Morris	1925-28
Ben Morrison	2014-15,17-18
Curtis Morrison	2004
Eric Morrow	1993
Randy Morton	1973
Dan Mosier	1982-83
Wally Moss	1974-77
Stephen Muck	2005-06
Gary Mueller	1987-88
David Mullendore	1973
Leonard Mullins	1970-71
Lee Murray	1962-63
Mike Murray	1977-80
Paul Murray	2014-17
Clarence Musgrave	1947
Brad Mutchler	1934-36
Cecil Myers	1925-28
Ronnie Myers	1959-61

N	
Greg Nabors	1975
Glenn Napper	1949
Lloyd Nash	1959
Jerry Nassano	1953-55
William Natcher	1920's
Homer Neisz	1922
Barry Nesbitt	1993
Everett Newcom	1950
Troy Newell	2018
Jordan Newton	2004-06
Jim Nichols	1963
Sammy Nicholson	1928
Andrew Nickerson	2006
Josh Novotney	1997-00

O	
Drew O'Connell	2008
Robert Oliver	1928-31
James Oller	1965-67
Paul Orberson	1976-78
Miles Ormon	2005, 07
Wayne Orscheln	1987-88
Brian Osborne	1995
George Overstreet	1955
Colvin Owen	1949
Gary Owens	1977

P	
Jeff Pacholke	2001-02
Matthew Paculan	2012-13
Cary Page	2004
Michael Parker	1974
Rick Parrent	1972-74
Rob Parrent	1972-74
Terris Parrish	2003
Charles Patten	1959-61
Jonathan Patton	1996
Josh Patton	1994-97
Steve Patton	1976
J.B Paxson	2007-08

GENERAL

HILTOPPERS

2018 REVIEW

HISTORY

UNIVERSITY

OPPONENTS

Ben Paxton	2006-09
John Charles Payne	1978-79
Matt Payton	2007-10
Kevin Pearce	1987
Brennan Pearson	2012-15
Leo Peckenpaugh	1971-73
Sam Peden	1948
Scott Pedersen	2010
Ronnie Pence	1992
Joe Pennertz	1996
Jim Pentaudi	1972-73
Tanner Perkins	2010-11,13
Thomas Peter	2013-17
Frank Petett	1957-58
Kory Petri	2010
Chris Petrocella	1992
Paul Peyton	N/A
Mark Pfannenstill	1993
Chris Phillips	1991-93
Leonard Phillips	1978-79
Doug Piatt	1987
Jim Pickens	1949-50
Tim Pickerrell	1978
Robert Pickett	1979
Charles Pierce	1968
Brandon Pollock	2016
Brian Polson	1999-02
Ronnie Pond	1959-61
Richard Porter	1946-47
Adam Prida	2002-04
Andres Prida	1996-98

R

Chad Radford	1991
Jeff Ralph	1972-75
John Ramsey	1938-39
Matt Ransdell	2003-06
Patrick Ransdell	1999-02
Ernest Rautter	1957-60
Damon Ray	1947-48
Greg Raymer	1979-82
Woodrow Read	1936-39
Chet Redmon	1946-48
Adam Reynolds^	2008,10
Jacob Rhinesmith	2018
Gene Rhodes	1949-52
Matt Rice	2008-11
Jim Richards	1955-58
Maddex Richardson	2018
Matt Ridings	2007-10
Bryan Rider	2006
Raymond Ridley	1920's
Mike Riggs	1977-78
J.C. Riley	1935
Ronnie Riley	1965
Mike Ringo	1964-67
Dominic Rio	2004-05
Griffith Roark	2013
Logan Robbins	2009-11
Michael Robinson	1996
Judd Robertson	2004-05
Lee Robertson	1948-50
Steve Robertson	1975-77
Tyler Robertson	2017-18
Matt Robinson	2003

Josh Rodgers	2006
Luis Rodriguez	1998-01
Chris Rogers	2016-17
Igor Roiberg	2001-04
Mike Roosa	1992
Erick Rosa	1996-97
Albert Ross	1933-35
Marcus Ross	2004-05
Mike Roy	1984-85
Sam Bailey Roysse	1978
Charles Rush	1948
Adam Rusnock	2005-08
Jake Ryan	2018

S

James Sacco	1965
Kevin Sadowski	1997-01
John Sanders	1966-67
Izzy Santiago	1997
Anthony Saporito	1998-99
Tommy Sapp	1978-79
Panny Sarakatsannis	1959
Jason Sattler	1998
Colton Satterlee	2012
Harrison Scanlon	2014-16
Donald Schneider	1965-68
Jim Schurr	1987
Eric Scriven	2005-06
Lawrence Scully	1991
Bill Seams	1946-47
Delbert Settle	1949-50
Bill Sevedge	1970
Travis Sewell	2003
Bobby Sexton	1941-42
Liam Shanahan	2006-07
Eddie Sharer	1992-93
William Sheckles	1973-76
Ronnie Sheffer	1957-59
Seaton Sheldon	2017
Earl Shelton	1940-42
Greg Shelton	1972-75
Lisle Sherrill	1941
Tye Shields	1949
David Shockley	1965
Michael Shope	2004-05
Joseph Shortt	2003
Cameron Shryock	2016
Garnett Shuffield	1939-41
William Siddens	1948-49
David Simmons	2011-14
Greg Slone	1993
Basil Smith	1920's
Brian Smith	1995-98
Brown Smith	1964-65
Bryson Smith	2017
James Smith	1994
Kyle Smith	2005
Marshall Smith	2017
Shaun Smith	1993
Victor Smith	1937
Wayne Smith	1955-58
Wilbur Smith	1939-40
Willard Smith	1955-58
Richard Smithson	1956-58
Doug Smyly	1993

Micheal Sopko	1995-96
Jackson Sowell	2013-17
David Southard	1967
Wilbur Spatig	1938
Mike Spearnock	1983-85
Art Spoelstra	1951-53
Greg Stahl	1971-74
Joe Stanfill	1996-98
E.B. Stansbury	1928-30
Delmar Starks	N/A
Craig Stem	2009-10
Garrett Stembridge	2005-06
Steve Stemle	1996-98
Andrew Stepp	2015
Paul Stevens	1930
Darrell Stevenson	1976
Kelly Stevenson	1964
R.E. Stevenson	1931-33
John "Buddy" Stewart	1957
Melvin Stewart	1978
Mike Stewart	1961
Ron Stewart	1979
Rick Anthony Stiner	1987
James "Lefty" Stokes	1959-60
G.J. Strauss	2011
Randy Strijek	1984-86
Bill Strong, Jr.	1971-73
Harry Stubel	2007
Bob Sturgeon	1962-64
Bailey Sutton	2017
Brett Sutton	2011
Wallace "Buck" Sydnor	1941

T

Joe Talley	1995
Brian Tarajack	1998
Steve Tate	1971-74
Colby Taylor	2018
George Taylor	1967
Hal Taylor	1948-51
John Taylor	N/A
Larry Taylor	1971-73
Robb Taylor	1993
Evan Teague	2006-09
Terry Tedder	1975-78
Phillip Thayer	2003-04
Robbie Thigpen	1994
Clarence Thomas	1987
Donnie Thomas	1979-82
Sean Thomas	1993
W.C. Thomas	1961-62
Garland Thompson	1961-62
Hardin Thompson	1959
Jake Thompson	2013-14
Ted Thompson	1963
Ryan Thurston	2014, 16-18
Austin Tibbs	2018
Ian Tompkins	2012-14
Jimmy Topmiller	1947
Antone Towns	2002-05
Tanner Townsend	1999-02
Derek Truss	1987-88
Dale Tucker	1976
David Tucker	1974-75
J.D. Tucker	N/A

Chris Turner	1988-91
Buddy Turner	1986-87
Nicholas Turner	2001-02

V

Rafael Vallejo	2002-03
Jeff Vance	1997-00
Johnny Vance	1967-69
Phil VanMeter	1969-72
Brett Vansant	2017
Marty Varnadoo	1978-79
Bobby Velez	1987
John Vickers	1927-30
Clyde Vincent	N/A
Haskell Vincent	N/A
Howell Vincent	N/A
J.O. Vincent	N/A
Jim Vorhees	1967

W

Michael Wagner	1996
Delbert Walden	1940-41
Cam Walker	1981-82
J.E. Walker	N/A
Kevin Wallace	1992
Brian Walsh	1990-91
James Wambach	1988
Scott Wambsganss	1989
C.J. Wamsley	2006-08
H.A. Ward	1920's
Jesse Paul Ward	1937
Monte Ward	1971
Tyler Ward	2006
Byron Watkins	1953-54
Thomas Watkins	1964-66
Terry Wease	1979
J.D. "Big Ick" Weaver	1924-27
Jackie Webb	1958
Leonard Webb	1952
Marquis Webb	2016
Paul Wehrman	1994
Logan Weins	2015-17
Jake Wells	2007-10
John Wells	1933
Forest West	1949
Phil Wetherell	2010-11
Eric Wetzel	2005
Bill Weyers	1992-93
Mike Whitaker	1975
Tracey Whitaker	1971
Richard White	1974
Tom Whitehouse	1972
Carl Whitfield	1946
Clay Wiedenbein	1991-93
Pete Wiggins	2007
Scott Wilcox	2011-14
Matt Wilhite	2000-03
Michael Wilhite	2003, 05
Buford Williams^	1969-70
James Williams	1940
Lynn Williams	1926
Mark Williams	1979-80
Mike Williams	1978-81
R.W. Williams	1935
Lloyd Williford	1978

GENERAL

HILTOPPERS

2018 REVIEW

HISTORY

UNIVERSITY

OPPONENTS

Jason Willoughby	1992
Jared Wilson	2018
James Wilson	1941
John Winlock [^]	N/A
Dennis Winn	2003-06
Kendall Withers	2000
Cody Wofford	2014-15
Cole Womack	2016
Hunter Wood	2014-17
Roger Woodard	1941
J.E. Wood	1932-35
James "Dink" Wood	1932-35
M.P. Woods	1934-35
Gerald Wooten	1966
Brad Worley	1989-92
Howard Wren	1954-56
Kenneth Wright	1957-59
Tim Wright	1979
Wayne Wright	1973
Eddie Wyatt	1949-52

Y

Kenneth Yaeger	2001-02
Douglas Yates	1952-54
Chris Yeo	1998-99
Gary Young	1971
Larry Young	1970
Robert Medford Young	1971

Z

Robert Zachery	1961-64
Paul Andrew Zack	1987
Rene Zarate	1978-81
Andrew Zimmerman	2010-11
Ray Zuberer III	2017-18
Jim Zwiesler	1969-71

Bold = Active

[^] - Represents student-managers

N/A - Not Available

- Believed to be the first African-American athlete to play baseball on The Hill

Letterwinners in baseball are based off the best available information.

If you notice an omission or an error, please notify Bryan Fyalkowski (bryan.fyalkowski@wku.edu) or Paul Just (paul.just@wku.edu) of WKU Athletic Media Relations.

Year	Overall	Conf.	Finish	Coach	Notes
1910	2-1			M.A. Leiper	
1911	2-0			M.A. Leiper	
1912	9-2			G.H. Reams	
1913	14-2	-	-	M.A. Leiper and Roy Manchester	State Champions
1914	5-4	-	-	J.L. Arthur	
1915	N/A	-	-	J.L. Arthur	
1916	6-2-1	-	-	J.L. Arthur	
1917	<i>No Team — World War I</i>				
1918	<i>No Team — World War I</i>				
1919	<i>No Team — World War I</i>				
1920	<i>No Team — World War I</i>				
1921	<i>No Team — World War I</i>				
1922	3-0	-	-	J.C. Floyd	
1923	10-2	-	-	E.A. Diddle	
1924	11-2	-	-	E.A. Diddle	
1925	9-10	-	-	E.A. Diddle	
1926	9-8	-	-	E.A. Diddle	
1927	9-4	-	-	E.A. Diddle	
1928	15-1	-	-	E.A. Diddle	State Champions
1929	9-4	-	-	E.A. Diddle	
1930	3-0	-	-	E.A. Diddle	
1931	N/A	-	-	E.A. Diddle	Intramural Team Only
1932	4-2	-	-	E.A. Diddle	
1933	7-5	-	-	E.A. Diddle	
1934	8-3	-	-	E.A. Diddle	
1935	9-2	-	-	E.A. Diddle	
1936	4-3	-	-	E.A. Diddle	
1937	8-7	-	-	E.A. Diddle	
1938	4-10	-	-	E.A. Diddle	
1939	6-10	-	-	E.A. Diddle	
1940	7-6	-	-	E.A. Diddle	
1941	9-6	-	-	E.A. Diddle	
1942	4-5	-	-	E.A. Diddle	
1943	<i>No Team — World War II</i>				
1944	<i>No Team — World War II</i>				
1945	<i>No Team — World War II</i>				
1946	9-0	-	-	E.A. Diddle	
1947	5-6	-	-	E.A. Diddle	
Ohio Valley Conference (1948-1982)					
1948	4-10			E.A. Diddle	
1949	3-5-1			E.A. Diddle	
1950	6-7			E.A. Diddle	
1951	13-5			E.A. Diddle	
1952	11-3			E.A. Diddle	OVC Champions
1953	8-2-1			E.A. Diddle	OVC Champions
1954	9-7			E.A. Diddle	
1955	4-7			E.A. Diddle	
1956	5-7-1			E.A. Diddle	
1957	10-6			E.A. Diddle	
1958	8-4			Nick Denes	
1959	13-4			Nick Denes	
1960	8-7-1			Nick Denes	
1961	9-12			Nick Denes	
1962	10-13	4-7	3rd	Nick Denes	
1963	7-10	3-5	3rd	Dan King	
1964	8-10	5-5	3rd	Dan King	
1965	8-14	5-7	3rd	Gene Rhodes	
1966	9-13	4-6	4th	Jim Pickens	
1967	13-16-2	3-7	3rd	Jim Pickens	
1968	13-11	5-5	2nd	Jim Pickens	
1969	17-11	10-1	1st	Jim Pickens	OVC West Division Champions
1970	18-16-1	7-4	2nd	Jim Pickens	
1971	12-17	0-1	T-3rd	Jim Pickens	
1972	14-11			Jim Pickens	No OVC play in 1972
1973	21-23	3-9	4th	Jim Pickens	
1974	30-18-1	6-6	3rd	Jim Pickens	
1975	21-26	4-7	3rd	Jim Pickens	
1976	12-24	2-8	4th	Jim Pickens	

GENERAL

HILTOPPERS

2018 REVIEW

HISTORY

UNIVERSITY

OPPONENTS

Year	Overall	Conf.	Finish	Coach	Notes
1977	20-23-1	2-10	4th	Barry Shollenberger	
1978	26-19-1	8-3-1	1st	Barry Shollenberger	OVC West Division Champions
1979	31-22-1	10-10	5th	Barry Shollenberger	
1980	47-13-1	17-3	1st	Joel Murrie	OVC Champions(School Record For Wins) NCAA Regional (Tallahassee, Fla.)
1981	41-18	9-3	1st	Joel Murrie	OVC Northern Division Champions
1982	37-10	11-3	1st	Joel Murrie	OVC Southern Division Champions

Sun Belt Conference (1983-2014)

1983	26-22	6-10	3rd	Joel Murrie	First Year In Sun Belt Conference
1984	23-29-2	6-10	4th	Joel Murrie	
1985	43-20	14-4	1st	Joel Murrie	SBC West Division Champions
1986	29-31-1	4-13	4th	Joel Murrie	
1987	28-28	9-9	T-2nd	Joel Murrie	
1988	43-21	14-4	1st	Joel Murrie	SBC West Division Champions
1989	24-34	5-13	4th	Joel Murrie	
1990	32-28	8-10	T-2nd	Joel Murrie	
1991	35-25-1	8-10	3rd	Joel Murrie	
1992	30-23	10-11	2nd	Joel Murrie	
1993	30-22	11-10	T-3rd	Joel Murrie	
1994	22-27	7-14	4th	Joel Murrie	
1995	21-35	6-21	10th	Joel Murrie	
1996	29-26	9-17	9th	Joel Murrie	
1997	26-27	10-17	9th	Joel Murrie	
1998	27-24	12-14	7th	Joel Murrie	
1999	38-24	21-12	3rd	Joel Murrie	
2000	24-35	11-18	7th	Joel Murrie	
2001	32-27	14-13	4th	Joel Murrie	
2002	38-20	14-9	3rd	Joel Murrie	
2003	34-22	12-11	4th	Joel Murrie	
2004	35-28	12-12	4th	Joel Murrie	SBC Tournament Champions NCAA Regional (Oxford, Miss.)
2005	21-37	8-16	8th	Joel Murrie	
2006	22-30	5-18	8th	Chris Finwood	
2007	25-30	15-15	T-6th	Chris Finwood	
2008	33-27	16-14	T-5th	Chris Finwood	SBC Tournament Champions NCAA Regional (Stillwater, Okla.)
2009	42-20	21-8	T-1st	Chris Finwood	SBC Co-Champions NCAA Regional (Oxford, Miss.)
2010	35-23	16-14	T-6th	Chris Finwood	
2011	33-24	17-13	4th	Chris Finwood	
2012	25-33	13-17	8th	Matt Myers	
2013	28-29	16-14	5th	Matt Myers	
2014	29-28	15-15	5th	Matt Myers	Final Season In Sun Belt Conference

Conference USA (2015-Present)

2015	24-28	10-19	11th	Matt Myers	First Season in Conference USA
2016	24-30	10-20	10th	John Pawlowski	
2017	16-39	6-24	12th	John Pawlowski	
2018	21-31	11-18	10th	John Pawlowski	

ALL-TIME COACHING RECORDS

Coach	Years	Record	Pct.
E.A. Diddle	1923-57	232-155-3	.599
Joel Murrie	1980-2005	815-656-4	.554
Chris Finwood	2006-11	190-154	.552
Barry Shollenberger	1977-79	77-64-3	.545
Nick Denes	1958-62	48-40-1	.545
Jim Pickens	1966-76	180-186-4	.492
Matt Myers	2012-15	106-118	.473
Dan King	1963-64	15-20	.429
John Pawlowski	2016-Present	61-100	.379



M.A. Leiper

1910-11 (Two Seasons)
4-1 (.800)

1910 (2-1)

H: 1-0 • **A:** 1-1

Eastern Kentucky.....W, 6-0
at Eastern Kentucky.....L, 0-5
at Berea.....W, 6-4

1911 (2-0)

A: 2-0

at Middle Tennessee.....W, 7-2
at Middle Tennessee.....W, 11-0



G.H. Reams

1912 (One Season)
9-2 (.818)

1912 (9-2)

H: 5-1 • **A:** 4-1

Faculty.....W, 15-2
Elkton HS.....W, 5-1
at Elkton HS.....L, 0-3
at Glasgow.....W, 14-0
at Elkton HS.....W, 13-3
Middle Tennessee.....W, 5-3
Middle Tennessee.....L, 4-5
at Eastern Kentucky.....W, 4-2
at Middle Tennessee.....W, 9-0
Eastern Kentucky.....W, 4-0
DuPont Manual HS.....W, 4-0



M.A. Leiper and Roy Manchester

1913 (One Season)
14-2 (.875)

1913 (14-2)

H: 10-0 • **A:** 4-2

State Champions

at Middle Tennessee.....W, 7-2
at Middle Tennessee.....W, 11-1
Georgetown (Ky.).....W, 3-0
Georgetown (Ky.).....W, 8-0
at St. Mary's.....W, 3-1
at Springfield HS.....W, 13-0
DuPont Manual HS.....W, 3-2
Middle Tennessee.....W, 15-2
Middle Tennessee.....W, 3-2
Auburn HS.....W, 4-3
at Eastern Kentucky.....L, 0-4
at Eastern Kentucky.....L, 2-3
Vanderbilt Reserves.....W, 2-0
Eastern Kentucky.....W, 6-5
Eastern Kentucky.....W, 22-0

Auburn HS.....W, 19-13



J.L. Arthur

1914-16 (Two Seasons)
11-6-1 (.647)

1914 (5-4)

H: 3-2 • **A:** 2-2

Bethel (Tenn.).....L, 1-3
Middle Tennessee.....W, 3-2
Middle Tennessee.....W, 13-9
at Eastern Kentucky.....L, 0-1
at Eastern Kentucky.....W, 11-3
Bethel (Tenn.).....W, 9-5
St. Mary's.....L, 3-6
at Middle Tennessee.....L, 5-20
at Middle Tennessee.....W, 12-6

1915

No Team

1916 (6-2-1)

A: 6-2-1

at St. Mary's.....L, 4-5
at Eastern Kentucky.....W, 10-0
at Eastern Kentucky.....W, 7-2
at Cumberland.....T, 0-0
at St. Mary's.....L, 3-4
at St. Mary's.....W, 5-1
at Castle Heights.....W, 11-2
at Transylvania.....W, 9-2
at Cumberland.....W, 6-4

1917-1921

No Team — World War I



J.C. Floyd

1922 (One Season)
3-0 (1.000)

1922 (3-0)

H: 3-0

Morton Elliott.....W, 9-0
Eastern Kentucky.....W, 5-4
Eastern Kentucky.....W, 12-5

GENERAL

HILTOPPERS

2018 REVIEW

HISTORY

UNIVERSITY

OPPONENTS



E.A. Diddle

1923-57 (31 Seasons)
232-155-3 (.599)

1923 (10-2)

H: 7-0 • A: 3-2

Hanover.....	W, 21-7
Tennessee Tech.....	W, 6-4
Cumberland.....	W, 5-4
at Cumberland.....	L, 2-10
at Tennessee Tech.....	L, 3-4
at Middle Tennessee.....	W, 8-1
Presbyterian.....	W, 12-8
Presbyterian.....	W, 22-6
St. Mary's.....	W, 11-7
at St. Mary's.....	W, 11-4
at St. Mary's.....	W, 6-3
Presbyterian.....	W, 14-6

1924 (11-2)

H: 7-0 • A: 4-2

Transylvania.....	W, 16-5
Transylvania.....	W, 6-5
Indiana.....	W, 6-0
at Middle Tennessee.....	W, 16-8
at Middle Tennessee.....	W, 17-8
at Louisville.....	W, 11-6
at Bethel (Tenn.).....	L, 5-7
St. Mary's.....	W, 21-5
St. Mary's.....	W, 24-10
Central Normal (Ind.).....	W, 12-1
Central Normal (Ind.).....	W, 7-3
at St. Mary's.....	L, 1-6
at St. Mary's.....	W, 12-5

1925 (9-10)

H: 4-6 • A: 5-4

Ohio State.....	L, 2-7
at Middle Tennessee.....	W, 14-0
at Middle Tennessee.....	W, 10-6
Presbyterian.....	L, 1-5
Presbyterian.....	L, 4-8
Bethel (Tenn.).....	L, 3-5
Bethel (Tenn.).....	W, 9-8
at Louisville.....	W, 12-9
at Louisville.....	L, 13-14
at Bethel (Tenn.).....	W, 6-5
at Bethel (Tenn.).....	L, 2-4
Louisville.....	W, 5-4
Louisville.....	L, 3-7
at Bethel (Tenn.).....	W, 1-0
Bethel (Tenn.).....	W, 7-0
Middle Tennessee.....	W, 4-3
Middle Tennessee.....	L, 3-8
at Presbyterian.....	L, 3-6
at Presbyterian.....	L, 2-5

1926 (9-8)

H: 4-5 • A: 5-3

Notre Dame.....	L, 2-6
Ohio Wesleyan.....	W, 12-7
Defiance.....	W, 7-2

at Bethel (Tenn.).....	W, 2-1
at Bethel (Tenn.).....	L, 3-6
Evansville.....	L, 3-6
Evansville.....	L, 7-8
at Louisville.....	L, 0-4
at Louisville.....	L, 4-7
at Bethel (Ky.).....	W, 12-0
at Evansville.....	W, 5-3
at Evansville.....	W, 24-4
at Evansville.....	W, 5-4
Bethel (Tenn.).....	L, 2-3
Bethel (Ky.).....	W, 6-3
Louisville.....	W, 7-3
Vanderbilt.....	L, 2-6

1927 (9-4)

H: 6-1 • A: 3-3

Michigan State.....	W, 4-3
at Bethel.....	W, 2-0
Bethel.....	L, 3-4
at Louisville.....	L, 7-11
at Louisville.....	L, 7-8
Georgetown.....	W, 4-2
Georgetown.....	W, 13-7
at Middle Tennessee.....	L, 3-4
at Middle Tennessee.....	W, 4-0
at Bethel.....	W, 1-0
Bethel.....	W, 1-0
Middle Tennessee.....	W, 6-1
Middle Tennessee.....	W, 5-3

1928 (15-1)

H: 10-1 • A: 5-0

State Champions

Transylvania.....	W, 14-9
Transylvania.....	W, 6-2
Middle Tennessee.....	W, 21-2
Middle Tennessee.....	L, 1-8
Louisville.....	W, 22-8
Louisville.....	W, 9-7
Bethel.....	W, 9-5
at Centre.....	W, 7-5
at Middle Tennessee.....	W, 7-6
at Middle Tennessee.....	W, 5-2
Kentucky Wesleyan.....	W, N/A
Eastern Kentucky.....	W, N/A
at Georgetown (Ky.).....	W, N/A
at Kentucky Wesleyan.....	W, N/A
at Centre.....	W, 4-3
at Centre.....	W, 6-0

1929 (9-4)

H: 6-2 • A: 3-2

State Champions

Eastern Kentucky.....	W, 9-8
Eastern Kentucky.....	W, 16-2
at Louisville.....	W, 11-4
at Louisville.....	W, 11-9
at Centre.....	L, 4-8
at Centre.....	W, 19-5
Kentucky Wesleyan.....	W, 6-3
Kentucky Wesleyan.....	W, 3-0
at Middle Tennessee.....	L, 11-12
Centre.....	W, 8-3
Centre.....	L, 8-10

Middle Tennessee.....W, 4-3
 Middle Tennessee.....L, 3-5

1930 (3-0)

H: 3-0
 Scottsville.....W, 13-8
 Middle Tennessee.....W, 14-0
 Middle Tennessee.....W, 1-0

1931

Intramural team only

1932 (4-2)

H: 2-0 • **A:** 2-2
 at Murray State.....W, N/A
 at Murray State.....W, N/A
 at Vanderbilt.....L, 4-5
 at Vanderbilt.....L, 6-7
 Vanderbilt.....W, 7-6
 Murray State.....W, 6-2

1933 (7-5)

H: 3-3 • **A:** 4-2
 at Louisville.....L, 1-5
 at Lindsey Wilson.....W, 4-1
 at Lindsey Wilson.....W, 3-2
 at Austin Peay.....L, 7-14
 at Tennessee Tech.....W, 9-3
 at Tennessee Tech.....W, 6-3
 Austin Peay.....L, 3-4
 Tennessee Tech.....L, 1-2
 Tennessee Tech.....W, 4-0
 Lindsey Wilson.....W, 13-3
 Lindsey Wilson.....W, 9-3
 Louisville.....L, 1-3

1934 (8-3)

H: 4-1 • **A:** 4-2
 Louisville.....W, 7-1
 at Lindsey Wilson.....L, 5-9
 at Lindsey Wilson.....W, 26-5
 Lipscomb.....W, 7-1
 at Austin Peay.....W, 18-4
 Tennessee Tech.....L, 8-14
 at Louisville.....W, 12-2
 at Lipscomb.....W, N/A
 at Tennessee Tech.....L, 8-14
 Tennessee Tech.....W, 7-6
 Austin Peay.....W, 17-7

1935 (9-2)

H: 5-0 • **A:** 4-2
 at Lipscomb.....W, 7-0
 Middle Tennessee.....L, 2-5
 at Lindsey Wilson.....W, 4-1
 at Louisville.....W, 20-0
 Tennessee Tech.....W, 8-4
 at Morehead State.....W, 14-7
 at Eastern Kentucky.....L, 1-6
 Lipscomb.....W, 4-1
 at Tennessee Tech.....W, 2-0
 Lindsey Wilson.....W, 15-6
 Louisville.....W, 8-4

1936 (4-3)

H: 3-2 • **A:** 1-1
 Lindsey Wilson.....W, 7-3
 Lindsey Wilson.....W, 12-7
 Louisville.....L, 3-7
 at Eastern Kentucky.....L, 0-3
 at Louisville.....W, 5-2
 Middle Tennessee.....W, 11-6
 at Middle Tennessee.....L, 8-9

1937 (8-7)

H: 2-1, **A:** 6-6
 at Tennessee Tech.....W, 7-6
 at Cincinnati.....W, 10-6
 at Cumberland.....L, 6-7
 Austin Peay.....W, 9-2
 at Vanderbilt.....W, 8-7
 at Vanderbilt.....L, 2-6
 Louisville.....W, 13-10
 at Eastern Kentucky.....L, 9-10
 Louisville.....L, 9-11
 at Tennessee Tech.....L, 2-17
 at Austin Peay.....W, 8-5
 at Vanderbilt.....W, 8-1
 at Vanderbilt.....L, 2-3
 at Eastern Kentucky.....L, 2-7
 at Cumberland.....W, 15-2

1938 (4-10)

H: 1-6 • **A:** 3-4
 Northern Illinois.....L, 0-8
 Louisville.....L, 8-14
 at Vanderbilt.....L, 6-21
 at Vanderbilt.....W, 6-4
 Tennessee Tech.....W, 12-7
 at Hopkinsville.....L, 0-3
 at Eastern Kentucky.....L, 7-9
 at Eastern Kentucky.....L, 4-5
 at Austin Peay.....W, 10-8
 Vanderbilt.....L, 9-13
 at Louisville.....W, 9-8
 Eastern Kentucky.....L, 0-10
 Eastern Kentucky.....L, 5-12
 Austin Peay.....L, 3-9

1939 (6-10)

H: 4-4 • **A:** 2-6
 Lipscomb.....W, 11-3
 Austin Peay.....W, 3-1
 Vanderbilt.....L, 1-6
 at Vanderbilt.....L, 0-10
 at Austin Peay.....L, 9-12
 Louisville.....L, 1-4
 at Vanderbilt.....L, 12-13
 at Vanderbilt.....W, 8-5
 at Middle Tennessee.....L, 5-6
 Eastern Kentucky.....L, 6-12
 Eastern Kentucky.....W, 11-10
 at Louisville.....L, 2-5
 at Eastern Kentucky.....W, 15-14
 at Eastern Kentucky.....L, 4-5
 Tennessee Tech.....L, 4-7
 Middle Tennessee.....W, 6-4

GENERAL

HILTOPPERS

2018 REVIEW

HISTORY

UNIVERSITY

OPPONENTS

1940 (7-6)

H: 4-3 • **A:** 3-3
 Bradley Tech L, 4-6
 Tennessee Tech W, 5-4
 at Lipscomb W, 11-2
 at Eastern Kentucky W, 5-0
 at Eastern Kentucky L, 6-7
 at Tennessee Tech W, 13-10
 at Middle Tennessee L, 11-12
 Eastern Kentucky W, 16-6
 Eastern Kentucky L, 2-9
 Lipscomb W, 4-2
 Louisville W, 15-14
 Middle Tennessee L, 7-14
 at Louisville L, 1-8

1941 (9-6)

H: 5-3 • **A:** 4-3
 at Vanderbilt W, 16-12
 at Lipscomb W, 18-2
 Louisville W, 4-2
 at Louisville L, 8-20
 Eastern Kentucky L, 8-9
 Lipscomb W, 15-6
 at Murray State L, 3-7
 at Murray State W, 9-7
 Vanderbilt L, 4-7
 at Middle Tennessee L, 9-10
 Tennessee Tech L, 2-9
 Murray State W, 5-3
 Murray State W, 9-5
 Middle Tennessee W, 8-7
 at Tennessee Tech W, 2-0

1942 (4-5)

H: 3-0 • **A:** 1-5
 DePaul W, 7-6
 at Vanderbilt L, 1-2
 at Fort Knox L, 2-5
 at Louisville L, 3-4
 Tennessee Tech W, 6-4
 Louisville W, 10-4
 at Eastern Kentucky L, 2-3
 at Eastern Kentucky W, 11-1
 at Tennessee Tech L, 3-7

1943-45

No Team — World War II

1946 (9-0)

H: 4-0 • **A:** 5-0
 at Centre W, 18-11
 at Eastern Kentucky W, 8-7
 at Tennessee Tech W, 5-4
 Evansville W, 12-6
 Eastern Kentucky W, 6-2
 at Evansville W, 20-9
 Louisville W, 12-6
 Murray State W, 2-0
 at Louisville W, 9-2

1947 (5-6)

H: 4-1 • **A:** 1-5
 at Vanderbilt L, 2-3
 at Centre L, 7-8

at Eastern Kentucky L, 0-6
 Western Illinois W, 3-2
 Western Illinois L, 2-3
 at Evansville L, 5-6
 at Evansville L, 1-6
 Murray State W, 1-0
 Murray State W, 4-2
 Vanderbilt W, 4-2
 at Louisville W, 3-2

1948 (4-10)

H: 3-4 • **A:** 1-6
 Purdue L, 7-16
 Evansville L, 1-5
 Austin Peay W, 17-12
 at Evansville L, 0-14
 Eastern Kentucky L, 4-10
 Louisville W, 14-7
 at Austin Peay W, 10-5
 at Centre L, 9-10
 at Eastern Kentucky L, 5-7
 at Louisville L, 3-7
 Murray State W, 6-2
 Murray State L, 3-6
 at Murray State L, 3-12
 at Murray State L, 1-2

1949 (3-5-1)

H: 1-3-1 • **A:** 2-2
 Vanderbilt T, 6-6
 Austin Peay W, 3-1
 Tennessee Tech L, 1-15
 at Austin Peay W, 14-3
 at Tennessee Tech L, 0-7
 Louisville L, 0-5
 Murray State L, 2-5
 at Evansville L, 1-8
 at Murray State W, 7-3

1950 (6-7)

H: 4-3 • **A:** 2-4
 Austin Peay W, 4-2
 Fort Knox L, 9-12
 Western Illinois L, 5-8
 Western Illinois L, 1-5
 at Austin Peay L, 6-11
 Eastern Kentucky W, 2-1
 Tennessee Tech W, 2-0
 at Evansville L, 5-7
 at Fort Knox W, 16-5
 Evansville W, 12-4
 at Murray State W, 8-1
 at Murray State L, 4-5
 at Tennessee Tech L, 0-22

1951 (13-5)

H: 9-2 • **A:** 3-3
 Miami (Ohio) W, 10-7
 Evansville W, 2-1
 at Austin Peay L, 3-7
 at Tennessee Tech L, 5-12
 at Eastern Kentucky L, 5-6
 Austin Peay L, 11-24
 Centre W, 3-2
 Eastern Kentucky W, 16-11

at Evansville.....	W, 14-4
Tennessee Tech.....	W, 3-2
at Murray State.....	W, 9-7
at Murray State.....	W, 5-3
Murray State.....	W, 11-5
Murray State.....	W, 7-3
at Centre.....	W, 16-2
(1) Eastern Kentucky.....	W, 4-3
(1) Eastern Kentucky.....	L, 2-3
(1) Eastern Kentucky.....	W, 8-6
<i>(1) OVC Tournament (Bowling Green, Ky.)</i>	

1952 (11-3)

H: 6-0 • **A:** 4-3

OVC Champions

Albion.....	W, 3-2
Millikin.....	W, 2-1
at Evansville.....	L, 8-10
Lipscomb.....	W, 7-3
at Murray State.....	W, 17-2
Tennessee Tech.....	W, 13-10
Evansville.....	W, 8-5
at Middle Tennessee.....	W, 8-7
at Tennessee Tech.....	W, 13-11
at Fort Knox.....	L, 4-13
Murray State.....	W, 6-1
(1) at Eastern Kentucky.....	L, 3-4
(1) at Eastern Kentucky.....	W, 1-0
(1) at Eastern Kentucky.....	W, 9-4
<i>(1) OVC Tournament (Richmond, Ky.)</i>	

1953 (8-2-1)

H: 4-2-1 • **A:** 4-0

OVC Champions

Lipscomb.....	L, 0-11
Evansville.....	W, 17-2
Tennessee Tech.....	L, 1-5
at Middle Tennessee.....	W, 9-8
at Evansville.....	W, 8-6
Middle Tennessee.....	T, 6-6
at Tennessee Tech.....	W, 3-2
at Murray State.....	W, 6-2
Murray State.....	W, 3-2
(1) Tennessee Tech.....	W, 4-3
(1) Tennessee Tech.....	W, 3-1
<i>(1) OVC Tournament (Bowling Green, Ky.)</i>	

1954 (9-7)

H: 4-3 • **A:** 5-4

at Lipscomb.....	W, 8-7
at Middle Tennessee.....	L, 2-15
Lipscomb.....	L, 7-9
Eastern Kentucky.....	L, 5-6
Belmont.....	W, 9-8
at Belmont.....	W, 12-9
Evansville.....	W, 6-1
Tennessee Tech.....	W, 3-2
at Murray State.....	W, 7-2
Murray State.....	W, 8-4
at Eastern Kentucky.....	L, 5-6
at Eastern Kentucky.....	L, 0-8
Middle Tennessee.....	L, 4-5
at Middle Tennessee.....	L, 5-15
at Evansville.....	W, 10-6
at Tennessee Tech.....	W, 5-2

1955 (4-7)

H: 2-3 • **A:** 2-4

Lipscomb.....	L, 2-4
at Belmont.....	W, 5-3
at Middle Tennessee.....	L, 3-5
at Lipscomb.....	W, 9-4
at Tennessee Tech.....	L, 4-14
Middle Tennessee.....	W, 12-11
Belmont.....	L, 11-14
Murray State.....	L, 3-5
Murray State.....	W, 9-0
at Murray State.....	L, 5-9
at Murray State.....	L, 7-9

1956 (5-7-1)

H: 1-3-1 • **A:** 4-4

at Murray State.....	W, 7-4
at Murray State.....	L, 0-1
at Lipscomb.....	W, 14-9
at Middle Tennessee.....	L, 2-3
Evansville.....	T, 6-6
Murray State.....	L, 4-7
at Evansville.....	W, 5-4
Lipscomb.....	L, 6-8
at Kentucky Wesleyan.....	W, 2-0
Middle Tennessee.....	W, 9-3
Tennessee Tech.....	L, 2-7
at Tennessee Tech.....	L, 5-13
at Middle Tennessee.....	L, 5-7

1957 (10-6)

H: 6-0 • **A:** 4-6

at Lipscomb.....	L, 3-18
Murray State.....	W, 1-0
Lipscomb.....	W, 9-6
at Middle Tennessee.....	W, 7-1
at Murray State.....	L, 4-5
at Murray State.....	W, 6-2
Murray State.....	W, 5-4
at Tennessee Tech.....	L, 6-13
Kentucky Wesleyan.....	W, 10-4
Middle Tennessee.....	W, 13-9
Tennessee Tech.....	W, 8-5
at Kentucky Wesleyan.....	W, 10-4
at Austin Peay.....	L, 4-5
(1) at Morehead State.....	L, 2-3
(1) at Morehead State.....	W, 1-0
(1) at Morehead State.....	L, 2-13
<i>(1) OVC Tournament (Morehead, Ky.)</i>	

GENERAL

HILTOPPERS

2018 REVIEW

HISTORY

UNIVERSITY

OPPONENTS



Nick Denes

1958-62 (Five Seasons)
48-40-1 (.545)

1958 (8-4)

H: 4-2 • A: 4-2

Hillsdale	W, 7-5
Kentucky Wesleyan	W, 12-10
Murray State	L, 4-7
at Belmont	W, 8-7
at Murray State	W, 7-5
at East Tennessee	W, 4-3
at Middle Tennessee	L, 5-6
at Tennessee Tech	W, 7-4
at Tennessee Tech	L, 3-7
Belmont	W, 9-2
Middle Tennessee	L, 4-14
Eastern Kentucky	W, 4-3

1959 (13-4)

H: 6-1 • A: 7-3

Hillsdale	W, 8-5
Bethel	W, 24-2
at Middle Tennessee	L, 5-7
Kentucky Wesleyan	W, 5-0
Belmont	L, 7-13
Union	W, 4-0
at Kentucky Wesleyan	W, 17-6
Murray State	W, 5-3
Middle Tennessee	W, 4-0
at Murray State	L, 0-5
at Austin Peay	W, 17-8
at Bethel	W, 9-0
at Union	W, 6-5
at Eastern Kentucky	L, 0-10
at Morehead State	W, 6-5
at Austin Peay	W, 6-5
at Belmont	W, 9-0

1960 (8-7-1)

H: 3-4-1 • A: 5-3

at Kentucky Wesleyan	L, 3-9
Murray State	W, 5-2
Wittenberg	L, 3-4
Eastern Kentucky	T, 2-2
Hillsdale	W, 8-6
at Middle Tennessee	W, 8-6
Bellarmine	L, 2-5
at Bellarmine	W, 4-3
at Belmont	L, 6-8
at Austin Peay	L, 1-9
Kentucky Wesleyan	W, 6-3
East Tennessee	L, 2-3
Middle Tennessee	L, 5-8
at Tennessee Tech	W, 12-4
at Morehead State	W, 9-0
at Campbellsville	W, 11-5

1961 (9-12)

H: 4-8 • A: 5-4

Hillsdale	L, 2-7
Hillsdale	W, 5-4

at Belmont	L, 0-13
Austin Peay	W, 9-0
Tennessee Tech	L, 0-9
Tennessee Tech	L, 0-9
Kentucky Wesleyan	L, 2-4
Kentucky Wesleyan	L, 2-4
at Austin Peay	W, 9-0
at Murray State	L, 1-6
at Murray State	L, 2-5
Campbellsville	L, 8-9
Campbellsville	W, 6-3
Bellarmine	W, 4-2
at Kentucky Wesleyan	W, 1-0
at Kentucky Wesleyan	W, 4-0
at Tennessee Tech	W, 7-5
at Tennessee Tech	L, 1-8
Murray State	L, 6-7
Murray State	L, 8-14
at Bellarmine	W, 5-4

1962 (10-13, 4-7 OVC)

H: 7-3 • A: 3-10

OVC - 3rd West

Campbellsville	W, 20-0
Middle Tennessee	L, 1-6
Wheaton	W, 4-2
at Austin Peay	L, 6-7
at Tennessee Tech	L, 9-19
at Tennessee Tech	W, 5-2
at Campbellsville	W, 8-6
at Campbellsville	W, 4-3
Bellarmine	W, 5-0
at Murray State	L, 6-8
at Murray State	L, 4-9
Kentucky Wesleyan	L, 1-3
Kentucky Wesleyan	W, 6-5
Tennessee Tech	W, 6-1
Tennessee Tech	W, 5-3
at Bellarmine	L, 5-9
at Eastern Kentucky	L, 3-7
at Middle Tennessee	L, 3-6
at Middle Tennessee	L, 1-8
Murray State	W, 4-1
Murray State	L, 0-4
at Kentucky Wesleyan	L, 2-6
at Kentucky Wesleyan	L, 2-6



Dan King

1963-64 (Two Seasons)
15-20 (.429)

1963 (7-10, 3-5 OVC)

H: 5-4 • **A:** 2-6

OVC - 3rd West

Kentucky Wesleyan.....	L, 7-8
at Tennessee Tech.....	L, 3-4
Campbellsville.....	W, 11-0
Campbellsville.....	W, 8-7
Belmont.....	L, 3-4
Middle Tennessee.....	W, 4-2
Middle Tennessee.....	W, 4-2
Murray State.....	L, 1-6
Murray State.....	L, 5-11
at Belmont.....	W, 7-1
at Murray State.....	L, 0-5
at Murray State.....	L, 2-7
at Kentucky Wesleyan.....	L, 2-3
at Middle Tennessee.....	W, 7-5
at Middle Tennessee.....	L, 2-8
Bellarmine.....	W, 9-0
at Campbellsville.....	L, 5-6

1964 (8-10, 5-5 OVC)

H: 3-7 • **A:** 5-3

OVC - 3rd West

Tennessee Tech.....	L, 2-7
Kent State.....	L, 2-8
Middle Tennessee.....	L, 1-2
Middle Tennessee.....	L, 1-2
at Tennessee Tech.....	L, 2-3
at Belmont.....	L, 6-7
at Murray State.....	L, 0-3
at Murray State.....	W, 3-2
Lipscomb.....	W, 10-3
Kentucky Wesleyan.....	W, 5-4
Kentucky Wesleyan.....	L, 5-8
Belmont.....	W, 16-6
Murray State.....	L, 1-4
Murray State.....	L, 2-5
at Austin Peay.....	W, 5-4
at Austin Peay.....	W, 3-1
at Austin Peay.....	W, 8-7
at Austin Peay.....	W, 13-0



Gene Rhodes

1965 (One Season)
8-14-1 (.370)

1965 (8-14-1, 5-7 OVC)

H: 5-4-1 • **A:** 3-10

OVC - 3rd West

at Middle Tennessee.....	L, 2-19
at Middle Tennessee.....	W, 6-0
Belmont.....	L, 0-5
Austin Peay.....	W, 2-0

Austin Peay.....	W, 5-3
at Lipscomb.....	L, 5-6
at Lipscomb.....	W, 4-1
at Belmont.....	L, 1-3
Tennessee Tech.....	W, 3-1
at Kentucky Wesleyan.....	L, 2-5
at Kentucky Wesleyan.....	L, 2-6
Port Huron.....	W, 5-3
Port Huron.....	T, 4-4
at Austin Peay.....	L, 2-4
at Austin Peay.....	L, 7-10
at Murray State.....	L, 0-3
at Murray State.....	L, 1-3
Kentucky Wesleyan.....	L, 1-12
Kentucky Wesleyan.....	L, 1-5
at Bellarmine.....	W, 9-7
Middle Tennessee.....	L, 2-4
Middle Tennessee.....	W, 1-0
at Tennessee Tech.....	L, 6-10



Jim Pickens

1966-76 (11 Seasons)
180-186-4 (.492)

1966 (9-13, 4-6 OVC)

H: 7-8 • **A:** 2-5

OVC - 4th West

Bellarmine.....	W, 12-1
at Tennessee Tech.....	L, 2-7
Saint Louis.....	L, 5-7
Murray State.....	W, 3-0
Murray State.....	W, 11-9
Saint Louis.....	L, 4-18
Campbellsville.....	W, 16-10
Middle Tennessee.....	L, 1-2
Middle Tennessee.....	L, 4-5
Tennessee Tech.....	W, 12-4
at Kentucky Wesleyan.....	L, 1-6
at Kentucky Wesleyan.....	W, 2-1
at Murray State.....	L, 0-5
at Murray State.....	L, 1-2
Kentucky Wesleyan.....	L, 4-7
Kentucky Wesleyan.....	W, 6-5
at Austin Peay.....	W, 5-4
at Austin Peay.....	L, 2-11
Lipscomb.....	L, 7-11
Lipscomb.....	L, 12-14
Austin Peay.....	W, 7-0
Austin Peay.....	L, 1-3

1967 (13-16-2, 3-7 OVC)

H: 5-7-1 • **A:** 8-9-1

OVC - 3rd West

Campbellsville.....	W, 10-2
Bellarmine.....	W, 10-2
Tennessee Tech.....	L, 3-12
Tennessee Tech.....	T, 1-1
at Murray State.....	L, 5-9
at Murray State.....	L, 1-4
at Centre.....	W, 14-4
at Centre.....	W, 12-6

GENERAL

HILTOPPERS

2018 REVIEW

HISTORY

UNIVERSITY

OPPONENTS

at St. Louis	L, 2-3
at St. Louis	W, 13-12
at Washington (Mo.)	L, 4-13
at Middle Tennessee	W, 4-1
at Middle Tennessee	L, 4-5
Austin Peay	W, 14-6
Austin Peay	W, 2-1
at Kentucky	W, N/A
at Bellarmine	W, 9-2
Middle Tennessee	L, 3-4
Middle Tennessee	L, 2-5
Murray State	L, 5-7
Murray State	L, 3-6
at Campbellsville	W, 3-0
Southern Illinois	W, 1-0
Southern Illinois	L, 1-8
Southern Illinois	L, 1-2
at Tennessee Tech	L, 2-14
at Tennessee Tech	T, 5-5
at Austin Peay	W, 4-3
at Austin Peay	L, 5-6
at Lipscomb	L, 2-7
at Lipscomb	L, 3-6

1968 (13-11, 5-5 OVC)

H: 8-4 • **A:** 5-7

OVC - 2nd West

Tennessee Tech	L, 4-5
Tennessee Tech	L, 1-9
Bellarmine	W, 4-3
Campbellsville	W, 15-2
Middle Tennessee	L, 0-11
Middle Tennessee	L, 2-4
Austin Peay	W, 5-3
Austin Peay	W, 4-0
at Lipscomb	W, 6-4
at Lipscomb	L, 1-6
at Murray State	W, 12-4
at Murray State	W, 9-6
at Southern Illinois	L, 0-4
at Southern Illinois	L, 2-11
at Middle Tennessee	L, 3-5
at Middle Tennessee	L, 3-4
Lipscomb	W, 6-5
Lipscomb	W, 5-1
Centre	W, 5-4
Centre	W, 3-0
at Austin Peay	W, 2-0
at Austin Peay	L, 6-7
at Tennessee Tech	L, 4-11
at Tennessee Tech	W, 7-3

1969 (17-11, 10-1 OVC)

H: 10-3 • **A:** 6-8 • **N:** 1-0

OVC - West Champions

at Middle Tennessee	W, 9-0
at Centre	W, 3-2
at Centre	L, 1-2
(1) vs. Air Force	W, 7-6
(1) at Southern Illinois	L, 2-7
Kentucky Southern	W, 11-0
Kentucky Southern	W, 8-3
at Murray State	L, 0-1
at Murray State	W, 5-2
Southern Illinois	L, 3-10

Southern Illinois	L, 2-6
Southern Illinois	W, 1-0
Murray State	W, 7-6
Murray State	W, 5-3
Tennessee Tech	W, 2-1
Tennessee Tech	L, 2-3
at Campbellsville	L, 1-4
at Campbellsville	W, 6-2
Austin Peay	W, 9-5
Austin Peay	W, 6-2
at Austin Peay	W, 9-0
at Austin Peay	W, 11-4
at Lipscomb	L, 0-6
at Lipscomb	L, 8-12
Middle Tennessee	W, 4-1
Middle Tennessee	W, 2-1
(2) at Morehead State	L, 6-7
(2) at Morehead State	L, 3-6

(1) Governor's Invitational (Carbondale, Ill.)

(2) OVC Tournament (Morehead, Ky.)

1970 (18-16-1, 7-4 OVC)

H: 10-4 • **A:** 8-12-1

OVC - 2nd West

Bellarmine	W, 3-0
Bellarmine	W, 11-2
at Tennessee Tech	L, 0-2
at Tennessee Tech	L, 4-11
at Murray State	L, 2-5
at Murray State	W, 7-2
at Louisville	L, 2-7
at Louisville	L, 7-8
at Centre	W, 21-5
at Centre	W, 6-5
at Middle Tennessee	W, 7-4
at Middle Tennessee	T, 7-7
at Lipscomb	L, 3-5
at Lipscomb	L, 9-10
at Saint Louis	L, 2-7
Campbellsville	L, 1-2
Campbellsville	W, 7-2
Murray State	W, 5-3
Murray State	L, 4-6
at Southern Illinois	W, 9-8
at Southern Illinois	L, 4-11
Middle Tennessee	W, 11-8
Middle Tennessee	W, 9-3
Austin Peay	W, 6-2
Austin Peay	L, 1-2
at Austin Peay	W, 4-1
at Austin Peay	L, 5-11
Belmont	W, 5-2
Belmont	W, 3-1
Lipscomb	L, 5-10
Lipscomb	W, 10-3
at Evansville	L, 4-5
at Evansville	W, 17-7
at Vanderbilt	W, 2-0
at Vanderbilt	L, 0-6

1971 (12-17, 0-1 OVC)

H: 9-10 • **A:** 3-7

OVC - 3rd West

at Vanderbilt	L, 3-9
at Vanderbilt	L, 5-9

at Louisville.....	L, 3-4
Louisville.....	W, 4-3
Akron	L, 0-2
Akron	W, 6-1
at Middle Tennessee.....	W, 18-0
at Middle Tennessee.....	L, 1-2
Austin Peay.....	L, 3-5
Austin Peay.....	W, 5-4
Eastern Kentucky.....	L, 5-6
Eastern Kentucky.....	W, 7-4
at Morehead State.....	L, 4-7
at Morehead State.....	L, 2-6
Tennessee Tech	W, 5-1
at Bradley.....	L, 0-4
Vanderbilt.....	L, 0-6
Vanderbilt.....	L, 1-6
Morehead State.....	L, 1-5
Morehead State.....	L, 2-3
Morehead State.....	L, 5-6
Morehead State.....	W, 5-4
at Centre	W, 8-1
at Centre	W, 5-3
Southern Illinois.....	L, 3-4
Southern Illinois.....	L, 1-2
Southern Illinois.....	W, 7-6
Middle Tennessee.....	W, 7-5
Middle Tennessee.....	W, 5-4

1972 (14-11)

H: 10-5 • **A:** 4-6

No OVC Play

Wittenberg.....	L, 4-12
at Austin Peay	W, 2-1
at Austin Peay	L, 0-12
Tennessee Tech	W, 6-2
Tennessee Tech	L, 2-8
Capital	W, 8-3
Capital	W, 6-5
at Vanderbilt.....	L, 0-6
Campbellsville	W, 6-4
Campbellsville	W, 5-3
at Tennessee Tech.....	W, 5-3
at Tennessee Tech.....	W, 6-1
at Middle Tennessee.....	W, 8-1
Austin Peay.....	W, 4-2
Austin Peay.....	L, 3-6
Vanderbilt.....	L, 4-5
Centre	W, 6-1
Centre	W, 7-5
Lipscomb.....	W, 5-4
Middle Tennessee.....	W, 6-2
at Eastern Kentucky.....	L, 4-5
at Eastern Kentucky.....	L, 0-1
Murray State	L, 2-3
at Southern Illinois.....	L, 3-8
at Southern Illinois.....	L, 3-6

1972-73 (21-23, 3-9 OVC)

H: 13-9 • **A:** 8-14

OVC - 4th West

Fall

Eastern Kentucky.....	L, 4-5
Eastern Kentucky.....	W, 7-0
at Eastern Kentucky.....	W, 3-2
at Eastern Kentucky.....	L, 0-1

at Tennessee Tech.....	W, 3-1
at Tennessee Tech.....	W, 11-5
Morehead State.....	W, 5-4
Morehead State.....	L, 1-2
Middle Tennessee.....	W, 10-4
Middle Tennessee.....	W, 3-2
Tennessee Tech	W, 2-1
Tennessee Tech	W, 7-1
Murray State.....	L, 0-2
Murray State.....	L, 3-9
at Austin Peay.....	L, 1-2
at Austin Peay.....	W, 5-2
<i>Spring</i>	
Louisville.....	L, 8-9
Louisville.....	W, 7-2
at Lipscomb.....	L, 0-13
at Lipscomb.....	L, 1-4
at Middle Tennessee.....	L, 1-2
at Middle Tennessee.....	L, 0-1
at Tennessee Tech.....	L, 2-3
at Tennessee Tech.....	W, 1-0
Campbellsville	W, 6-1
Campbellsville	W, 10-2
Bellarmine.....	L, 5-7
Bellarmine.....	W, 8-0
Austin Peay	L, 2-3
Austin Peay	L, 3-4
at Vanderbilt.....	L, 4-5
at Vanderbilt.....	L, 5-9
Tennessee Tech	W, 3-0
Tennessee Tech	W, 7-4
at Murray State.....	L, 2-12
at Murray State.....	L, 0-3
at Campbellsville	W, 5-1
at Campbellsville	W, 7-0
at Bellarmine	L, 0-2
at Bellarmine	L, 4-5
at Louisville.....	W, 3-0
at Louisville.....	L, 3-7
Kentucky Wesleyan.....	W, 5-4
Kentucky Wesleyan.....	L, 2-6

1973-74 (30-18-1, 6-6 OVC)

H: 17-10 • **A:** 13-8-1

OVC - 3rd West

Fall

Kentucky Wesleyan.....	W, 3-0
Kentucky Wesleyan.....	W, 8-2
at Eastern Kentucky.....	W, 8-1
at Eastern Kentucky.....	T, 1-1
at Kentucky Wesleyan.....	W, 6-1
at Kentucky Wesleyan.....	L, 3-4
at Tennessee Tech.....	W, 8-6
at Tennessee Tech.....	L, 3-5
Eastern Kentucky.....	W, 8-1
Eastern Kentucky.....	W, 5-2
Tennessee Tech	W, 8-6
Tennessee Tech	L, 3-5
at Middle Tennessee.....	W, 2-1
at Middle Tennessee.....	L, 5-10
at Murray State.....	W, 6-1
at Murray State.....	L, 2-8
Morehead State.....	W, 11-10
Morehead State.....	L, 6-8
Austin Peay	L, 3-5

GENERAL

HILTOPPERS

2018 REVIEW

HISTORY

UNIVERSITY

OPPONENTS

Austin Peay	W, 4-3
<i>Spring</i>	
Vanderbilt.....	L, 1-7
Vanderbilt.....	W, 9-3
Lipscomb.....	W, 4-3
Lipscomb.....	L, 4-6
Louisville.....	W, 4-3
Louisville.....	W, 9-8
at Louisville.....	W, 14-7
at Louisville.....	W, 6-1
Bellarmine.....	W, 1-0
Bellarmine.....	W, 5-4
at Lipscomb.....	L, 1-9
at Lipscomb.....	W, 8-3
Union (Tenn.).....	W, 7-6
Murray State.....	L, 3-9
Murray State.....	W, 5-3
at Centre.....	L, 4-7
at Centre.....	W, 10-2
at Austin Peay.....	L, 8-15
at Austin Peay.....	W, 6-3
Kentucky Wesleyan.....	W, 13-7
Kentucky Wesleyan.....	L, 4-6
Middle Tennessee.....	W, 8-7
Middle Tennessee.....	L, 2-8
at Kentucky Wesleyan.....	W, 11-5
at Kentucky Wesleyan.....	W, 13-6
at Bellarmine.....	L, 7-8
at Bellarmine.....	W, 7-6
Southern Illinois.....	L, 4-8
Southern Illinois.....	L, 1-8

1974-75 (21-26, 4-7 OVC)

H: 15-9 • **A:** 6-17

OVC - 3rd West

Fall

Kentucky Wesleyan.....	W, 4-2
Kentucky Wesleyan.....	W, 8-2
Campbellsville.....	W, 6-1
Campbellsville.....	W, 3-2
at Kentucky Wesleyan.....	W, 6-5
at Kentucky Wesleyan.....	L, 1-6
Evansville.....	W, 2-1
Evansville.....	W, 6-2
Eastern Kentucky.....	W, 7-3
Eastern Kentucky.....	L, 3-4
Evansville.....	L, 1-2
Evansville.....	W, 1-0
Middle Tennessee.....	W, 6-2
Middle Tennessee.....	W, 2-1
at Campbellsville.....	W, 17-6
at Campbellsville.....	W, 16-7
Murray State.....	L, 2-11
Murray State.....	L, 2-3
at Austin Peay.....	L, 2-9
at Austin Peay.....	W, 4-3

Spring

at Eastern Kentucky.....	L, 4-5
at Eastern Kentucky.....	L, 10-11
at Louisville.....	L, 2-12
at Louisville.....	L, 3-8
Louisville.....	L, 3-4
Louisville.....	L, 5-6
Vanderbilt.....	L, 6-8
Vanderbilt.....	W, 5-4

at Kentucky.....	L, 2-6
at Kentucky.....	L, 1-2
at Murray State.....	L, 9-10
at Murray State.....	L, 3-17
at Union (Tenn.).....	W, 5-0
at Union (Tenn.).....	W, 19-7
Austin Peay.....	L, 7-10
Austin Peay.....	W, 6-0
at Vanderbilt.....	L, 1-5
at Vanderbilt.....	L, 4-12
at Lipscomb.....	L, 10-22
at Lipscomb.....	L, 1-5
Bellarmine.....	W, 7-1
Bellarmine.....	L, 0-3
at Middle Tennessee.....	L, 1-3
Centre.....	W, 8-0
Centre.....	W, 3-2
at Southern Illinois.....	L, 1-6
at Southern Illinois.....	L, 4-5

1975-76 (12-24, 2-8 OVC)

H: 7-5 • **A:** 5-19

OVC - 4th West

Fall

at Kentucky Wesleyan.....	L, 1-6
at Kentucky Wesleyan.....	L, 2-3
at Evansville.....	L, 4-6
at Evansville.....	W, 7-3
Kentucky Wesleyan.....	W, 5-4
Kentucky Wesleyan.....	W, 17-6
Evansville.....	W, 10-2
Evansville.....	W, 5-1

Spring

at Valdosta State.....	L, 3-8
at Valdosta State.....	L, 1-5
at Virginia.....	W, 5-3
at Mercer.....	L, 3-5
at Jacksonville.....	L, 5-6
at Jacksonville.....	L, 5-6
at Vanderbilt.....	L, 7-8
Vanderbilt.....	W, 8-2
at Louisville.....	W, 12-11
at Louisville.....	L, 4-26
Murray State.....	L, 1-5
at Murray State.....	L, 0-5
Lipscomb.....	L, 4-7
Lipscomb.....	W, 6-4
at Middle Tennessee.....	L, 3-5
at Middle Tennessee.....	L, 3-5
at Middle Tennessee.....	L, 0-3
at Middle Tennessee.....	L, 3-4
at Austin Peay.....	W, 7-0
at Austin Peay.....	W, 2-1
at Murray State.....	L, 4-6
at Murray State.....	L, 4-10
Southern Illinois.....	L, 4-6
Southern Illinois.....	L, 3-6
Kentucky Wesleyan.....	L, 0-4
Kentucky Wesleyan.....	W, 7-0
at Kentucky Wesleyan.....	L, 4-5
at Kentucky Wesleyan.....	L, 6-7



Barry Shollenberger

1977-79 (Three Seasons)
77-64-3 (.545)

1977 (20-23-1, 2-10 OVC)

H: 10-8 • **A:** 10-15-1

OVC - 4th West

at Campbellsville	W, 20-0
at Mercer	L, 3-8
at Tennessee Tech	W, 7-1
at Mercer	L, 6-7
at Tennessee Tech	W, 6-0
at Valdosta State	L, 2-4
at Mercer	L, 4-9
at Georgia Southwestern	W, 2-1
at Jacksonville State	L, 1-8
at Louisville	L, 3-4
Evansville	L, 10-13
at Austin Peay	L, 0-5
at Austin Peay	W, 7-4
Western Michigan	W, 3-2
Louisville	L, 3-4
Louisville	L, 4-5
at Kentucky Wesleyan	W, 11-8
at Kentucky Wesleyan	W, 10-0
Lipscomb	W, 8-2
IUPUI	W, 11-3
Murray State	L, 1-4
Middle Tennessee	L, 1-5
Middle Tennessee	L, 2-5
Bellarmine	W, 5-3
Bellarmine	W, 10-5
at Middle Tennessee	L, 0-3
at Middle Tennessee	L, 1-5
at Bellarmine	W, 8-7
at Bellarmine	W, 13-6
Kentucky Wesleyan	W, 9-6
Kentucky Wesleyan	L, 0-2
Austin Peay	W, 5-2
Austin Peay	L, 1-3
at Lipscomb	L, 5-7
at Evansville	L, 5-6
at Murray State	L, 2-10
at Murray State	L, 6-12
at Vanderbilt	W, 7-5
at Vanderbilt	T, 3-3
at Southern Illinois	L, 0-7
Trevecca Nazarene	W, 8-1
Eastern Kentucky	W, 4-3
Eastern Kentucky	W, 9-3
at Murray State	L, 12-13

1978 (26-19-1, 8-3-1 OVC)

H: 17-8-1 • **A:** 10-5-1

OVC - West Champions

at Georgia Southern	W, 8-3
at Miami (Fla.)	L, 2-3
at Florida State	L, 4-13
at Florida State	L, 3-16
Ohio	W, 13-11
at Columbus (Ga.)	L, 2-3
Iowa	W, 8-7

Iowa	W, 8-5
Grand Valley State	W, 11-6
Grand Valley State	L, 4-9
Eastern Illinois	W, 11-8
Eastern Illinois	L, 1-5
Eastern Illinois	L, 4-10
at Louisville	L, 2-10
at Louisville	W, 15-10
Evansville	W, 5-0
Murray State	W, 3-2
Murray State	W, 4-3
Kentucky Wesleyan	W, 12-3
Kentucky Wesleyan	W, 14-0
at Middle Tennessee	W, 12-1
at Middle Tennessee	W, 6-5
IUPUI	W, 9-0
Campbellsville	W, 15-4
Middle Tennessee	W, 2-0
Middle Tennessee	W, 7-1
Tennessee State	W, 16-4
at Austin Peay	L, 7-10
at Austin Peay	W, 7-3
at Lipscomb	L, 8-9
at Murray State	L, 2-6
at Murray State	W, 7-4
Austin Peay	L, 0-2
Austin Peay	T, 2-2
at Morehead State	L, 2-9
at Morehead State	L, 10-14
at Kentucky	W, 4-2
Lipscomb	W, 12-8
Southern Illinois	L, 6-7
Southern Illinois	L, 7-10
at Trevecca Nazarene	L, 0-5
at Kentucky Wesleyan	W, 17-0
at Kentucky Wesleyan	W, 10-0
(1) East Tennessee	W, 8-4
(1) East Tennessee	L, 2-3
(1) East Tennessee	L, 5-7

(1) OVC Tournament (Bowling Green, Ky.)

1979 (31-22-1, 10-10 OVC)

H: 18-8-1 • **A:** 13-14

OVC - 5th

M7 at Alabama	L, 2-9
M7 at Alabama	W, 10-1
M8 at Auburn	L, 1-17
M9 at Columbus (Ga.)	W, 6-1
M9 at Columbus (Ga.)	W, 7-2
M10 at Georgia Southern	L, 3-23
M11 at Jacksonville	W, 13-5
M12 at Florida	L, 2-3
M13 at Florida	L, 3-4
M15 at Canisius	W, 17-4
M16 at South Florida	L, 1-4
M17 at Florida State	L, 4-14
M26 Ferris State	W, 9-1
M26 Ferris State	W, 6-1
M27 Ferris State	W, 7-3
M27 Ferris State	W, 4-3
M29 Eastern Illinois	W, 4-0
M29 Eastern Illinois	W, 7-1
M30 Eastern Illinois	W, 9-4
M31 at Middle Tennessee	L, 4-5
M31 at Middle Tennessee	L, 1-7

GENERAL

HILITOPPERS

2018 REVIEW

HISTORY

UNIVERSITY

OPPONENTS

A3	Louisville.....	W, 6-2
A3	Louisville.....	L, 1-2
A6	Lipscomb.....	L, 3-10
A6	Lipscomb.....	L, 6-10
A7	Eastern Kentucky.....	W, 3-0
A7	Eastern Kentucky.....	L, 3-4
A8	at Austin Peay.....	L, 2-3
A11	Murray State.....	W, 1-0
A11	Murray State.....	T, 5-5
A14	Middle Tennessee.....	W, 4-1
A14	Middle Tennessee.....	W, 2-0
A17	at Louisville.....	W, 4-2
A17	at Louisville.....	W, 4-3
A18	at Tennessee Tech.....	W, 11-1
A18	at Tennessee Tech.....	W, 15-0
A19	Northeastern Illinois.....	W, 12-0
A19	Northeastern Illinois.....	W, 10-7
A20	Northeastern Illinois.....	W, 13-3
A21	at Morehead State.....	L, 12-13
A21	at Morehead State.....	L, 7-11
A22	at Eastern Kentucky.....	W, 16-6
A22	at Eastern Kentucky.....	W, 12-1
A24	Kentucky Wesleyan.....	W, 6-3
A24	Kentucky Wesleyan.....	L, 2-7
A25	Austin Peay.....	W, 7-1
A25	Austin Peay.....	L, 3-4
A28	Morehead State.....	W, 6-4
A28	Morehead State.....	L, 4-7
A29	at Murray State.....	L, 4-10
A29	at Murray State.....	L, 2-3
M1	at Kentucky Wesleyan.....	W, 13-7
M1	vs. St. Joseph's (Ind.).....	W, 13-6
M2	Kentucky.....	L, 1-2



Joel Murrie

1980-2005 (26 Seasons)
815-656-4 (.553)

1980 (47-13-1, 17-3 OVC)

H: 24-4-1 • **A:** 18-9 • **N:** 5-0

OVC - Champions

NCAA Regional (Tallahassee, Fla.)

M9	Evansville.....	W, 4-2
M9	Evansville.....	T, 4-4
M15	(1) vs. Kentucky Wesleyan.....	W, 12-1
M15	(1) vs. Kentucky Wesleyan.....	W, 17-0
M16	at Valdosta State.....	L, 0-10
M16	at Valdosta State.....	W, 7-3
M17	at Florida.....	L, 7-8
M18	at Florida.....	L, 15-16
M19	at South Florida.....	W, 5-2
M20	at Tampa.....	L, 9-14
M21	vs. Illinois-Benedictine.....	W, 10-0
M21	at Valdosta State.....	W, 8-6
M22	at Columbus (Ga.).....	W, 13-4
M22	at Columbus (Ga.).....	L, 5-6
M23	at Troy.....	W, 4-3
M27	Indiana Southeast.....	W, 14-5
M29	at Middle Tennessee.....	W, 3-0
M29	at Middle Tennessee.....	W, 5-1
A1	Louisville.....	W, 8-3

A1	Louisville.....	W, 3-2
A1	at Kentucky Wesleyan.....	W, 7-2
A2	at Kentucky Wesleyan.....	W, 4-0
A3	McKendree.....	W, 1-0
A4	McKendree.....	W, 18-4
A4	McKendree.....	W, 3-1
A5	Eastern Kentucky.....	W, 4-1
A5	Eastern Kentucky.....	W, 20-0
A6	at Austin Peay.....	W, 5-4
A6	at Austin Peay.....	W, 9-8
A7	Quincy (Ill.).....	W, 14-4
A7	Quincy (Ill.).....	W, 6-1
A9	Thomas More.....	W, 20-3
A9	Thomas More.....	W, 7-1
A10	Murray State.....	L, 0-5
A10	Murray State.....	L, 6-8
A12	Middle Tennessee.....	W, 6-1
A12	Middle Tennessee.....	W, 5-2
A17	at Tennessee Tech.....	W, 9-3
A17	at Tennessee Tech.....	W, 7-3
A19	at Morehead State.....	W, 20-4
A19	at Morehead State.....	W, 14-11
A20	at Eastern Kentucky.....	W, 6-5
A20	at Eastern Kentucky.....	W, 12-8
A22	at Kentucky.....	L, 0-3
A22	at Kentucky.....	L, 5-6
A24	Austin Peay.....	W, 5-3
A24	Austin Peay.....	W, 16-1
A26	Morehead State.....	W, 9-2
A26	Morehead State.....	L, 4-9
A30	Kentucky.....	W, 10-6
M1	(2) Middle Tennessee.....	L, 5-8
M2	(2) Morehead State.....	W, 1-0
M2	(2) Middle Tennessee.....	W, 8-2
M3	(2) Murray State.....	W, 10-5
M3	(2) Murray State.....	W, 11-8
M6	Campbellsville.....	W, 12-11
M8	at Lipscomb.....	W, 10-7
M22	(3) vs. Vanderbilt.....	W, 15-4
M24	(3) at Florida State.....	L, 7-19
M24	(3) vs. New Orleans.....	W, 4-3
M25	(3) at Florida State.....	L, 5-10

(1) Valdosta, Ga.

(2) OVC Tournament (Bowling Green, Ky.)

(3) NCAA South Regional (Tallahassee, Fla.)

1981 (41-18, 9-3 OVC)

H: 22-7 • **A:** 15-10 • **N:** 4-1

OVC - North Champions

M6	at UAB.....	L, 1-5
M7	at Albion College.....	W, 17-0
M8	at North Alabama.....	W, 14-1
M8	at North Alabama.....	W, 4-2
M9	(1) vs. Marietta (Ga.).....	L, 6-9
M10	(2) vs. Olivet.....	W, 2-1
M11	(1) vs. Missouri.....	W, 5-4
M11	(1) vs. Butler.....	W, 7-2
M12	(1) vs. Valparaiso.....	W, 6-0
M13	at Troy.....	L, 5-10
M14	at Alabama.....	L, 8-13
M15	at Alabama.....	L, 1-2
M18	at Southern Indiana.....	W, 7-4
M18	at Southern Indiana.....	L, 7-8
M19	Wayne State.....	W, 15-8
M19	Wayne State.....	W, 11-3

M20	Wayne State	W, 19-2
M20	Wayne State	W, 8-3
M21	vs. Iowa	W, 9-1
M21	at Murray State	W, 13-11
M23	at Lipscomb	L, 0-4
M24	at Kentucky	L, 3-8
M26	Aurora College	W, 8-5
M26	Aurora College	W, 7-0
M28	Aurora College	W, 10-0
M28	Aurora College	W, 12-1
M29	Austin Peay	L, 1-9 (f)
M31	Louisville	W, 5-2
M31	Louisville	W, 5-2
A2	Tennessee State	L, 2-10
A5	Akron	W, 3-2
A5	Akron	W, 13-2
A6	Alabama	W, 10-8
A7	Kentucky Wesleyan	W, 7-3
A7	Kentucky Wesleyan	W, 9-0
A8	at Indiana Southeast	W, 14-10
A8	at Indiana Southeast	L, 2-6
A11	at Eastern Kentucky	W, 3-1
A11	at Eastern Kentucky	W, 18-6
A12	at Morehead State	W, 20-10
A13	Evansville	W, 7-2
A13	Evansville	W, 10-0
A14	at Louisville	W, 11-3
A14	at Louisville	L, 8-11
A16	Eastern Kentucky	L, 0-4
A17	Eastern Kentucky	W, 11-6
A18	Morehead State	W, 5-0
A18	Morehead State	W, 7-3
A21	Kentucky	L, 4-6
A21	Kentucky	L, 1-7
A25	at Akron	L, 4-5
A25	at Akron	W, 7-6
A26	at Morehead State	L, 6-17
A28	at Kentucky Wesleyan	W, 15-5
A28	at Kentucky Wesleyan	W, 14-2
A30	(3) Austin Peay	L, 9-12(f)
A30	(3) Eastern Kentucky	L, 8-11
M4	at Campbellsville	W, 11-4
M5	at Alabama	L, 1-9

(1) Panama City, Fla.

(2) Marianna, Fla.

(3) OVC Tournament (Bowling Green, Ky.)

(f) Forfeit

1982 (37-10, 11-3 OVC)

H: 22-7 • **A:** 15-3

OVC - South Champions

M6	at Georgia Tech	L, 5-8
M7	at Georgia Tech	W, 6-3
M9	at Alabama	W, 9-4
M10	at Alabama	W, 5-2
M12	St. Xavier (Ill.)	W, 3-0
M12	St. Xavier (Ill.)	W, 6-1
M13	St. Xavier (Ill.)	L, 6-9
M14	Indiana	W, 9-1
M17	Indiana Southeast	W, 10-0
M17	Indiana Southeast	W, 7-0
M19	Cleveland State	W, 2-0
M20	Indiana State	L, 4-8
M20	Indiana State	W, 7-6
M21	Southern Indiana	W, 11-3

M21	Southern Indiana	W, 12-3
M23	at Evansville	L, 5-6
M23	at Evansville	W, 9-1
M26	Aurora College	W, 12-0
M26	Aurora College	W, 16-4
M27	Aurora College	W, 6-3
M27	Aurora College	W, 16-2
M28	Grand Valley State	L, 7-8
M29	at Louisville	W, 12-2
M29	at Louisville	W, 9-7
A1	Austin Peay	W, 6-5
A1	Austin Peay	W, 4-3
A3	at Tennessee Tech	W, 19-0
A3	at Tennessee Tech	W, 9-4
A7	at Middle Tennessee	W, 5-2
A7	at Middle Tennessee	L, 1-5
A10	Tennessee Tech	W, 3-0
A10	Tennessee Tech	L, 4-5
A12	at Kentucky Wesleyan	W, 7-3
A12	at Kentucky Wesleyan	W, 20-0
A13	Kentucky Wesleyan	W, 13-2
A13	Kentucky Wesleyan	W, 3-2
A15	at Murray State	W, 9-5
A15	at Murray State	W, 6-5
A18	Middle Tennessee	L, 0-3
A18	Middle Tennessee	W, 5-4
A21	at Austin Peay	W, 7-0
A21	at Austin Peay	W, 2-1
A23	Tennessee State	W, 16-3
A30	(1) Morehead State	L, 5-6
M1	(1) Eastern Kentucky	W, 6-3
M1	(1) Morehead State	W, 9-4
M2	(1) Middle Tennessee	L, 6-9

(1) OVC Tournament (Bowling Green, Ky.)

1983 (26-22, 6-10 Sun Belt)

H: 13-11 • **A:** 12-10 • **N:** 1-1

Sun Belt - 3rd West

F26	Ball State	L, 5-6
F26	Ball State	W, 9-4
M3	Middle Tennessee	W, 4-3
M4	at Georgia State	L, 5-10
M6	at Central Florida	W, 8-2
M7	at Central Florida	L, 0-1
M8	at Central Florida	W, 5-3
M9	at Central Florida	L, 10-11
M10	(1) vs. Temple	L, 7-12
M11	(1) vs. Temple	W, 6-5
M12	at South Florida*	W, 5-2
M12	at South Florida*	L, 2-3
M13	at South Florida*	L, 7-11
M15	Bellarmino	W, 6-5
M15	Bellarmino	L, 0-5
M16	at Middle Tennessee	W, 11-8
M17	Huntington (Ind.)	W, 13-8
M19	Illinois State	L, 6-8
M20	Huntington (Ind.)	W, 17-9
M20	Huntington (Ind.)	W, 15-10
M23	Vanderbilt	L, 2-3
M24	Ferris State	L, 4-11
M24	Ferris State	L, 8-9
M26	South Alabama*	L, 1-7
M27	South Alabama*	W, 12-10
M27	South Alabama*	L, 4-14
M28	Kentucky Wesleyan	W, 7-0(f)

GENERAL

HILITOPPERS

2018 REVIEW

HISTORY

UNIVERSITY

OPPONENTS

M28	Kentucky Wesleyan	W, 7-0(f)
M30	at Tennessee State	W, 5-4
M31	Austin Peay	L, 4-5
A4	at Indiana State	W, 9-8
A4	at Indiana State	L, 1-4
A9	at UAB*	L, 5-11
A9	at UAB*	W, 9-2
A10	at UAB*	W, 9-7
A12	at Austin Peay	W, 21-15
A14	at Vanderbilt	W, 8-1
A16	at South Alabama*	L, 6-7
A16	at South Alabama*	L, 2-8
A17	at South Alabama*	L, 5-7
A21	Campbellsville	W, 5-4
A24	UAB*	L, 7-9
A24	UAB*	W, 10-7
A28	Tennessee State	W, 14-5
M1	South Florida*	L, 3-5
M1	South Florida*	W, 5-0
M8	at Louisville	W, 10-9
M8	at Louisville	W, 5-3

* Sun Belt Conference Game
(1) Tampa, Fla.

1984 (23-29-2, 6-10 Sun Belt)

H: 13-12-1 • **A:** 8-16-1 • **N:** 2-1

Sun Belt - 4th West

F25	IUPUI	W, 5-2
F25	IUPUI	W, 8-4
F26	IUPUI	W, 7-4
F26	IUPUI	L, 3-5
M2	at Troy	L, 8-13
M3	at Troy	L, 4-10
M4	at Washington (Mo.)	W, 3-0
M5	(1) vs. Villanova	W, 6-4
M6	(1) vs. St. Joseph's (Pa.)	L, 0-4
M6	at Rollins	T, 8-8
M7	(1) vs. La Salle	W, 16-4
M8	at Central Florida	L, 2-12
M9	at South Florida*	W, 8-5
M10	at South Florida*	W, 2-1
M11	at South Florida*	L, 1-5
M14	Middle Tennessee	L, 1-4
M15	at Bellarmine	L, 4-7
M16	Illinois State	W, 5-4
M16	Xavier	L, 3-8
M18	Illinois State	L, 4-5
M18	Illinois State	L, 1-8
M24	at South Alabama*	L, 10-11
M24	at South Alabama*	L, 4-10
M25	at South Alabama*	L, 2-5
M27	Vanderbilt	W, 7-6
M29	at Austin Peay	L, 1-2
M31	Eastern Kentucky	W, 5-3
M31	Eastern Kentucky	L, 4-8
A2	Indiana State	W, 3-2
A2	Indiana State	T, 2-2
A4	Louisville	L, 8-13
A4	Louisville	L, 1-2
A7	at UAB*	L, 0-1
A8	at UAB*	L, 3-5
A9	at Samford	W, 11-5
A10	at Louisville	L, 2-12
A10	at Louisville	W, 14-9
A11	Austin Peay	W, 13-9

A12	Tennessee State	W, 21-1
A14	South Alabama*	L, 4-9
A14	South Alabama*	L, 11-12
A15	South Alabama*	L, 8-12
A17	at Cumberland (Tenn.)	W, 5-2
A17	at Cumberland (Tenn.)	W, 1-0
A18	at Tennessee State	W, 3-0
A21	UAB*	W, 5-2
A21	UAB*	W, 6-5
A22	UAB*	W, 14-12
A25	at Vanderbilt	L, 7-8
A26	at Cumberland (Tenn.)	L, 4-5
A28	South Florida*	L, 4-5
A28	South Florida*	W, 7-3
M6	at Eastern Kentucky	L, 1-4
M6	at Eastern Kentucky	L, 4-7

* Sun Belt Conference Game
(1) Orlando, Fla.

1985 (43-20, 14-4 Sun Belt)

H: 24-6 • **A:** 17-10 • **N:** 2-4

Sun Belt - West Champions

F23	at Georgia	W, 4-3
F24	at Georgia	W, 9-4
F28	at Cumberland (Tenn.)	W, 11-2
F28	at Cumberland (Tenn.)	W, 3-2
M1	Middle Tennessee	W, 12-1
M2	Middle Tennessee	W, 13-9
M7	Evansville	W, 3-1
M7	Evansville	L, 2-8
M9	(1) at Troy	L, 5-8
M10	(1) at Troy	W, 19-3
M11	at Florida State	L, 5-11
M11	at Florida State	W, 10-6
M13	(2) vs. Valparaiso	L, 5-6
M14	(3) vs. Marietta (Ga.)	L, 4-5
M15	at South Alabama*	W, 16-1
M17	at South Alabama*	W, 2-1
M17	at South Alabama*	L, 5-6
M19	Tennessee	W, 4-3
M20	Tennessee	W, 11-4
M21	Vanderbilt	L, 9-16
M22	Huntington (Ind.)	W, 10-2
M23	Huntington (Ind.)	W, 15-1
M24	Bowling Green State	W, 2-1
M26	at Vanderbilt	L, 3-8
M29	at South Florida*	W, 6-5
M30	at South Florida*	L, 6-11
M31	at South Florida*	W, 9-0
A2	Indiana State	W, 4-0
A2	Indiana State	L, 6-16
A3	at Austin Peay	W, 5-3
A4	Middle Tennessee	W, 7-6
A5	St. Mary's (Minn.)	W, 4-1
A6	UAB*	W, 7-6
A6	UAB*	W, 7-3
A7	UAB*	W, 8-0
A8	Cumberland (Tenn.)	L, 5-13
A10	Samford	W, 5-2
A10	Samford	W, 9-1
A11	Bellarmine	W, 5-4
A12	South Alabama*	W, 10-3
A13	South Alabama*	W, 15-9
A14	South Alabama*	L, 10-13
A16	at Middle Tennessee	W, 8-4

A18	Cumberland (Tenn.).....	W, 6-1
A20	at UAB*	L, 1-12
A20	at UAB*	W, 10-7
A21	at UAB*	W, 11-8
A22	at Samford.....	W, 8-5
A23	at Louisville	W, 19-15
A24	at Indiana State.....	L, 5-7
A24	at Indiana State.....	W, 6-5
A25	Louisville.....	W, 7-6
A27	South Florida*.....	W, 10-4
A28	South Florida*.....	W, 11-5
A29	South Florida*.....	W, 13-7
A30	at Morehead State.....	L, 4-8
M3	Kentucky.....	L, 4-7
M4	(4) vs. Kentucky.....	L, 4-5
M5	at Kentucky.....	L, 3-4
M12	(5) vs. Jacksonville.....	L, 10-11
M13	(5) vs. South Florida.....	W, 8-6
M13	(5) vs. Jacksonville.....	W, 7-4
M14	(5) at Old Dominion	L, 10-11

* Sun Belt Conference Game

(1) Dothan, Ala.

(2) Panama City, Fla.

(3) Paintsville, Ky.

(4) Elizabethtown, Ky.

(5) Sun Belt Tournament (Norfolk, Va.)

1986 (29-31-1, 4-13 Sun Belt)

H: 19-7-1 • **A:** 7-22 • **N:** 3-2

Sun Belt - 4th West

F21	at Alabama.....	L, 5-22
F22	at Alabama.....	W, 13-12
F23	at Alabama.....	L, 5-8
M1	at Cumberland (Tenn.).....	L, 2-3
M1	at Cumberland (Tenn.).....	W, 4-3
M2	Middle Tennessee.....	W, 2-1
M3	Lincoln (Mo.).....	W, 12-8
M4	at Lipscomb.....	W, 12-5
M5	Lincoln (Mo.).....	W, 14-1
M5	Lincoln (Mo.).....	W, 14-0
M7	at Georgia Tech.....	L, 8-10
M8	at Jacksonville.....	L, 6-10
M9	at Jacksonville.....	L, 11-12
M10	at Jacksonville.....	L, 3-11
M11	(1) vs. Missouri State.....	W, 15-0
M12	(1) vs. Missouri State.....	L, 5-6
M14	at South Florida*.....	L, 4-8
M16	at South Florida*.....	L, 2-4
M16	at South Florida*.....	L, 1-2
M21	at South Alabama*.....	L, 1-3
M22	at South Alabama*.....	L, 5-8
M23	at South Alabama*.....	L, 4-7
M25	Lipscomb.....	T, 3-3
M26	at Bellarmine.....	W, 6-4
M28	at Middle Tennessee.....	W, 8-7
M29	at UAB*.....	L, 2-5
M29	at UAB*.....	L, 4-7
M30	at UAB*.....	L, 4-8
A1	Vanderbilt.....	L, 3-6
A3	Middle Tennessee.....	W, 3-2
A4	South Florida*.....	L, 3-6
A5	South Florida*.....	L, 1-5
A5	South Florida*.....	L, 10-11
A8	Bellarmino.....	W, 14-5
A9	at Tennessee.....	L, 2-5

A11	South Alabama*.....	W, 8-4
A12	South Alabama*.....	W, 10-6
A13	South Alabama*.....	W, 10-9
A15	at Austin Peay.....	L, 5-6
A16	Cumberland (Tenn.).....	W, 11-8
A17	at Louisville.....	L, 1-4
A19	UAB*.....	W, 3-2
A19	UAB*.....	L, 3-6
A23	Franklin (Ind.).....	W, 9-0(f)
A23	Franklin (Ind.).....	W, 9-0(f)
A28	at Tennessee Tech.....	W, 3-2
A29	Austin Peay.....	W, 7-2
A30	at Vanderbilt.....	L, 8-13
M1	at Evansville.....	W, 8-6
M1	at Evansville.....	L, 1-3
M2	Tennessee Tech.....	L, 5-7
M3	Morehead State.....	W, 8-4
M3	Morehead State.....	W, 11-2
M4	Morehead State.....	W, 7-6
M10	Columbus (Ga.).....	W, 10-2
M10	Columbus (Ga.).....	L, 2-4
M11	Columbus (Ga.).....	W, 7-3
M13	(2) vs. Jacksonville.....	W, 7-5
M14	(2) vs. Old Dominion.....	W, 5-0
M15	(2) at South Florida.....	L, 1-9
M16	(2) vs. Old Dominion.....	L, 3-17

* Sun Belt Conference Game

(1) Jacksonville, Fla.

(2) Sun Belt Tournament (Tampa, Fla.)

(f) Forfeit

1987 (28-28, 9-9 Sun Belt)

H: 17-5 • **A:** 10-19 • **N:** 1-4

Sun Belt - 2nd West

F20	at Alabama.....	W, 10-4
F21	at Alabama.....	L, 5-6
F25	Lipscomb.....	W, 10-2
M2	at Middle Tennessee.....	L, 4-7
M3	Cumberland (Tenn.).....	W, 10-5
M4	Middle Tennessee.....	W, 11-5
M5	at Bellarmine.....	W, 6-1
M7	at Houston.....	W, 4-1
M7	at Houston.....	W, 5-3
M8	at Houston.....	L, 5-6
M9	at Houston.....	W, 3-2
M10	at Texas A&M.....	W, 4-1
M11	at Texas.....	L, 6-18
M12	at Baylor.....	L, 5-11
M13	at Baylor.....	L, 6-8
M14	at Arkansas.....	L, 3-8
M15	at Arkansas.....	L, 2-5
M20	Illinois.....	L, 7-10
M21	Illinois.....	L, 4-6
M22	Illinois.....	W, 12-9
M23	Cumberland (Tenn.).....	W, 7-4
M24	Bellarmino.....	W, 4-1
M28	at UAB*.....	L, 3-4
M28	at UAB*.....	L, 5-6
M29	at UAB*.....	L, 2-3
A1	at Cumberland (Tenn.).....	W, 17-3
A3	at South Florida*.....	L, 1-3
A4	at South Florida*.....	L, 0-4
A5	at South Florida*.....	W, 12-11
A7	Vanderbilt.....	L, 5-11
A8	at Middle Tennessee.....	L, 4-5

GENERAL

HILTOPPERS

2018 REVIEW

HISTORY

UNIVERSITY

OPPONENTS

A10	South Alabama*	W, 14-8
A11	South Alabama*	W, 3-1
A12	South Alabama*	W, 14-5
A17	USC Upstate	W, 6-3
A18	UAB*	W, 4-0
A18	UAB*	W, 9-8
A19	UAB*	L, 5-10
A21	at Vanderbilt	L, 0-6
A22	at Tennessee Tech	L, 3-12
A24	at South Alabama*	L, 5-14
A25	at South Alabama*	L, 6-7
A26	at South Alabama*	L, 2-6
A28	Evansville	W, 10-9
A28	Evansville	L, 5-14
A29	Austin Peay	W, 10-8
M1	South Florida*	W, 11-10
M2	South Florida*	W, 13-6
M3	South Florida*	W, 9-6
M9	(1) vs. NC State	L, 0-4
M10	at Charlotte	W, 9-4
M11	(1) vs. Memphis	L, 3-13
M14	(2) at Old Dominion	W, 8-4
M15	(2) vs. South Alabama	W, 8-2
M16	(2) vs. South Alabama	L, 3-9
M16	(2) vs. South Alabama	L, 11-16

* Sun Belt Conference Game

(1) Charlotte, N.C.

(2) Sun Belt Tournament (Norfolk, Va.)

1988 (43-21, 14-4 Sun Belt)

H: 27-9 • **A:** 16-12

Sun Belt - West Champions

F14	at Samford	W, 14-7
F20	at Alabama	L, 0-7
F21	at Alabama	L, 3-9
F23	Louisville	W, 9-8
F24	at Middle Tennessee	L, 3-4
F27	Morehead State	W, 11-10
F27	Morehead State	W, 9-2
F28	Morehead State	W, 11-0
M1	at Southern Indiana	W, 9-6
M2	Southern Indiana	W, 4-2
M5	at Houston	L, 1-9
M6	at Houston	W, 5-3
M7	at Houston	W, 8-5
M11	at Rice	L, 2-8
M12	at Rice	L, 11-14
M15	Saint Louis	W, 3-0
M15	Saint Louis	W, 8-1
M15	Saint Louis	W, 9-0 (f)
M16	at Bellarmine	L, 5-6
M17	at Cumberland (Tenn.)	W, 17-5
M19	Xavier	W, 15-13
M20	Xavier	W, 6-5
M20	Xavier	W, 3-1
M21	at Lipscomb	L, 2-4
M22	Cumberland (Tenn.)	W, 11-6
M23	Eastern Kentucky	L, 8-9
M24	at Eastern Kentucky	W, 9-2
M26	Eastern Illinois	L, 5-7
M27	Eastern Illinois	W, 6-3
M27	Eastern Illinois	W, 7-6
M28	Samford	W, 12-2
M29	Bellarmine	W, 11-5
A1	at South Alabama*	W, 7-4

A3	at South Alabama*	L, 1-11
A3	at South Alabama*	L, 3-7
A5	at Austin Peay	W, 26-13
A6	at Vanderbilt	L, 5-6
A7	Kentucky	L, 3-7
A9	UAB*	W, 10-1
A9	UAB*	W, 7-5
A10	UAB*	W, 9-4
A12	Middle Tennessee	L, 2-6
A13	Vanderbilt	L, 6-10
A15	at South Florida*	W, 6-4
A16	at South Florida*	W, 8-6
A17	at South Florida*	W, 11-8
A19	Austin Peay	W, 20-7
A20	at Louisville	W, 28-12
A21	at Kentucky	W, 18-5
A23	at UAB*	W, 9-6
A23	at UAB*	W, 10-2
A24	at UAB*	W, 8-5
A26	Evansville	W, 5-4
A27	at Evansville	L, 3-18
A29	South Alabama*	W, 17-9
A30	South Alabama*	W, 13-7
M1	South Alabama*	L, 10-12
M6	South Florida*	W, 9-8
M7	South Florida*	W, 8-7
M8	South Florida*	L, 4-5
M18	(1) Charlotte	W, 10-2
M19	(1) South Alabama	W, 7-1
M20	(1) VCU	L, 3-4
M20	(1) Jacksonville	L, 4-6

* Sun Belt Conference Game

(1) SBC Tournament (Bowling Green, Ky.)

1989 (24-34, 5-13 Sun Belt)

H: 18-11 • **A:** 6-20 • **N:** 0-3

Sun Belt - 4th West

F11	at Coastal Carolina	L, 3-10
F12	at Coastal Carolina	L, 7-16
F25	Northeastern Illinois	W, 12-2
F25	Northeastern Illinois	W, 7-0
F26	Northeastern Illinois	W, 9-3
M1	Middle Tennessee	W, 3-1
M7	at Houston	L, 1-5
M7	at Houston	W, 5-4
M8	at Houston	L, 5-6
M9	at Rice	L, 7-8
M10	at Rice	L, 1-3
M11	at Rice	L, 4-6
M14	at Cumberland (Tenn.)	W, 9-8
M15	Eastern Kentucky	W, 6-2
M16	Kentucky	W, 7-4
M18	(1) vs. Illinois	L, 6-7
M19	(1) vs. Illinois	L, 1-4
M19	(1) vs. Illinois	L, 1-6
M22	Middle Tennessee	L, 5-7
M23	Cumberland (Tenn.)	L, 3-10
M25	Eastern Illinois	W, 9-0
M25	Eastern Illinois	W, 2-1
M26	Eastern Illinois	L, 7-8
M28	Xavier	W, 7-6
M28	Xavier	W, 3-1
A1	South Alabama*	L, 3-5
A1	South Alabama*	L, 0-2
A2	South Alabama*	L, 2-5

A4	at Bellarmine	L, 3-5
A5	Tennessee Tech	W, 11-3
A8	at UAB*	W, 12-4
A9	at UAB*	W, 7-2
A9	at UAB*	L, 3-9
A10	at Tennessee Tech	W, 8-4
A11	at Vanderbilt	L, 4-5
A12	Austin Peay	L, 4-5
A13	at Kentucky	L, 6-8
A15	UAB*	L, 3-7
A15	UAB*	W, 5-4
A16	UAB*	W, 15-5
A18	at Austin Peay	W, 13-6
A19	Vanderbilt	L, 7-9
A21	at South Alabama*	L, 2-4
A22	at South Alabama*	L, 7-17
A23	at South Alabama*	L, 5-10
A25	Evansville	W, 8-7
A26	at Evansville	L, 6-7
A28	South Florida*	L, 2-7
A29	South Florida*	W, 7-4
A30	South Florida*	L, 9-23
M5	at South Florida*	L, 9-10
M6	at South Florida*	L, 5-12
M7	at South Florida*	L, 9-12
M11	at Eastern Kentucky	L, 4-14
M12	at Xavier	L, 2-4
M13	Southern Illinois	W, 3-2
M13	Southern Illinois	W, 6-2
M15	Southern Illinois	W, 8-2

* Sun Belt Conference Game

(1) Miami, Fla.

1990 (32-28, 8-10 Sun Belt)

H: 17-14 • **A:** 15-14

Sun Belt - 2nd West

F2	at Florida State	L, 3-6
F3	at Florida State	L, 4-6
F4	at Florida State	L, 4-6
F9	at Central Florida	W, 9-3
F10	at Central Florida	L, 3-13
F10	at Central Florida	W, 4-2
F18	at Western Carolina	L, 3-4
F18	at Western Carolina	L, 4-5
F23	Indiana	W, 4-3
F24	Xavier	W, 8-7
F28	at Middle Tennessee	L, 8-9
M3	at Houston	W, 6-3
M4	at Houston	L, 0-2
M5	at Houston	L, 3-11
M9	at Rice	W, 3-0
M10	at Rice	W, 2-1
M16	Eastern Illinois	W, 13-5
M17	Northern Iowa	W, 6-3
M18	Northern Iowa	L, 6-8
M20	Butler	L, 2-4
M20	Butler	W, 12-4
M22	Cincinnati	W, 7-6
M24	at South Alabama*	L, 1-4
M24	at South Alabama*	L, 2-3
M25	at South Alabama*	W, 4-0
M27	Eastern Kentucky	L, 2-10
M28	Vanderbilt	W, 1-0
M29	Louisville	W, 5-0
M31	South Alabama*	L, 1-4

M31	South Alabama*	W, 4-3
A1	South Alabama*	L, 9-12
A3	at Vanderbilt	W, 9-7
A4	Kentucky	L, 1-2
A5	at Tennessee Tech	L, 5-6
A7	UAB*	L, 0-15
A8	UAB*	L, 0-3
A8	UAB*	W, 4-2
A10	at Middle Tennessee	W, 5-1
A11	Austin Peay	W, 10-5
A12	Tennessee Tech	W, 6-5
A14	at UAB*	W, 2-0
A14	at UAB*	W, 6-2
A15	at UAB*	L, 8-9
A18	Middle Tennessee	W, 8-7
A18	Middle Tennessee	L, 4-8
A19	at Kentucky	W, 5-1
A23	at Austin Peay	W, 12-10
A24	Evansville	W, 8-2
A25	at Evansville	L, 7-19
A28	at South Florida*	L, 2-4
A28	at South Florida*	W, 6-2
A29	at South Florida*	W, 4-3
M5	South Florida*	L, 2-8
M5	South Florida*	W, 3-1
M6	South Florida*	L, 1-8
M8	Northeastern Illinois	L, 0-6
M9	Northeastern Illinois	W, 4-1
M10	at Eastern Kentucky	W, 14-7
M13	at Southern Illinois	W, 7-4
M13	at Southern Illinois	L, 4-7

* Sun Belt Conference Game

1991 (35-25-1, 8-10 Sun Belt)

H: 25-9 • **A:** 9-15-1 • **N:** 1-1

Sun Belt - 3rd West

F15	at Central Florida	W, 14-12
F16	at Central Florida	L, 2-4
F17	at Central Florida	L, 5-6
F23	Eastern Illinois	W, 5-2
F23	Eastern Illinois	W, 20-2
F24	Eastern Illinois	W, 6-1
F28	Austin Peay	L, 6-9
M2	Xavier	W, 1-0
M2	Xavier	W, 4-0
M3	Xavier	W, 7-4
M6	Eastern Kentucky	W, 8-2
M7	Louisville	L, 5-12
M9	Bradley	W, 7-6
M10	Bradley	L, 4-16
M10	Bradley	W, 7-0
M10	Bradley	L, 3-7
M15	Butler	W, 6-0
M16	Butler	W, 6-0
M16	Butler	L, 3-4
M20	at Louisiana-Lafayette	L, 4-5
M21	at Louisiana-Lafayette	W, 5-3
M23	Illinois State	L, 4-5
M24	Illinois State	L, 0-1
M24	Illinois State	W, 6-5
M26	at Vanderbilt	W, 11-7
M27	Northeastern Illinois	W, 2-0
M28	Northeastern Illinois	W, 11-7
M30	at South Florida*	L, 2-5
M30	at South Florida*	W, 2-1

GENERAL

HILTOPPERS

2018 REVIEW

HISTORY

UNIVERSITY

OPPONENTS

M31	at South Florida*	W, 11-5
A2	at Tennessee Tech	L, 3-4
A3	Vanderbilt	W, 6-2
A6	at UAB*	L, 5-9
A6	at UAB*	L, 6-7
A7	at UAB*	L, 8-12
A10	Austin Peay	W, 7-3
A11	at Cumberland (Tenn.)	T, 6-6
A13	South Alabama*	L, 1-2
A13	South Alabama*	W, 4-2
A14	South Alabama*	L, 4-5
A16	Tennessee Tech	W, 8-4
A17	Bellarmine	W, 4-0
A18	Kentucky	W, 10-9
A20	at South Alabama*	L, 1-2
A20	at South Alabama*	L, 3-13
A21	(1) at South Alabama*	W, 7-2
A23	Evansville	W, 5-2
A24	at Evansville	L, 2-9
A27	South Florida*	W, 9-5
A27	South Florida*	W, 4-0
A28	South Florida*	W, 6-5
M4	UAB*	W, 8-2
M4	UAB*	L, 0-7(f)
M5	UAB*	L, 6-7
M7	at Austin Peay	W, 10-5
M8	at Eastern Kentucky	L, 3-4
M9	at Kentucky	W, 3-2
M10	Middle Tennessee	W, 11-3
M15	(2) at Jacksonville	L, 2-5
M16	(2) vs. South Alabama	W, 3-2
M17	(2) vs. Old Dominion	L, 6-9

* Sun Belt Conference Game

(1) 1,000th WKU Victory

(2) Sun Belt Tournament (Jacksonville, Fla.)

(f) Forfeit

1992 (30-23, 10-11 Sun Belt)

H: 22-8 • **A:** 6-13 • **N:** 2-2

Sun Belt - 2nd East

F21	at Mercer	L, 7-11
F22	(1) vs. Georgia State	W, 15-3
F26	at Louisville	L, 7-12
F29	Marshall	L, 7-10
F29	Marshall	W, 8-2
M1	Marshall	W, 5-4
M5	at Tennessee Tech	W, 16-7
M7	Washington (Mo.)	W, 11-6
M8	Washington (Mo.)	W, 14-7
M14	at South Alabama*	L, 8-12
M14	at South Alabama*	L, 0-17
M15	at South Alabama*	L, 5-8
M17	Vanderbilt	W, 6-3
M20	Jacksonville*	L, 5-11
M21	Jacksonville*	W, 8-5
M22	Jacksonville*	L, 6-20
M24	at Eastern Kentucky	W, 20-3
M26	Tennessee Tech	W, 4-0
M27	Northeastern Illinois	W, 6-5
M28	Northeastern Illinois	W, 10-4
M28	Northeastern Illinois	W, 2-0
M31	at Vanderbilt	W, 13-10
A1	Austin Peay	W, 10-2
A3	at Central Florida*	W, 7-4
A4	at Central Florida*	W, 10-7

A5	at Central Florida*	L, 3-4
A7	Louisville	L, 10-16
A8	Middle Tennessee	L, 7-8
A9	at Kentucky	L, 9-10
A11	at Arkansas-Little Rock*	L, 11-12
A11	at Arkansas-Little Rock*	L, 5-8
A12	at Arkansas-Little Rock*	L, 6-7
A14	Southeast Louisiana	W, 7-6
A15	Southeast Louisiana	L, 18-21
A16	Morehead State	W, 8-4
A18	Arkansas-Little Rock*	W, 6-4
A18	Arkansas-Little Rock*	W, 7-2
A19	Arkansas-Little Rock*	W, 5-4
A21	at Evansville	W, 8-4
A22	Evansville	W, 8-4
A23	at Middle Tennessee	L, 10-24
A24	Central Florida*	W, 12-7
A25	Central Florida*	W, 26-12
A26	Central Florida*	L, 4-12
A27	at Austin Peay	L, 3-4
A28	at Alabama	L, 6-7
M2	South Alabama*	W, 6-2
M2	South Alabama*	L, 5-6
M3	South Alabama*	W, 8-1
M11	Austin Peay	W, 5-4
M13	(2) vs. Louisiana-Lafayette	L, 6-8
M14	(2) vs. Louisiana Tech	W, 5-4
M15	(2) vs. Lamar	L, 5-8

* Sun Belt Conference Game

(1) Macon, Ga.

(2) Sun Belt Tournament (Mobile, Ala.)

1993 (30-22, 11-10 Sun Belt)

H: 17-9 • **A:** 12-12 • **N:** 1-1

Sun Belt - 3rd East

F13	at Georgia State	W, 14-2
F14	at Georgia State	W, 20-4
F18	(1) vs. St. Francis (N.Y.)	W, 13-9
F19	at San Diego State	L, 4-6
F20	(1) vs. Nevada	L, 1-9
F21	at San Diego State	W, 10-5
M6	Northeastern Illinois	W, 9-1
M6	Northeastern Illinois	W, 6-3
M7	Northeastern Illinois	L, 3-5
M10	at Eastern Kentucky	W, 15-4
M11	at Louisville	W, 12-11
M19	at Jacksonville*	L, 2-8
M20	at Jacksonville*	L, 10-11
M21	at Jacksonville*	L, 0-6
M23	at Vanderbilt	L, 3-17
M24	Tennessee Tech	W, 12-7
M25	UAB	W, 12-2
M27	at Arkansas-Little Rock*	W, 8-5
M27	at Arkansas-Little Rock*	W, 13-9
M28	at Arkansas-Little Rock*	W, 7-4
M30	Louisville	W, 12-11
A3	Arkansas-Little Rock*	L, 5-6
A3	Arkansas-Little Rock*	L, 0-5
A4	Arkansas-Little Rock*	W, 11-7
A6	Eastern Kentucky	W, 9-6
A7	UT Martin	W, 4-0
A9	Jacksonville*	W, 9-8
A10	Jacksonville*	W, 3-2
A11	Jacksonville*	W, 19-3
A13	at Kentucky	L, 9-15

A14	at Marshall.....	W, 8-2
A16	Middle Tennessee.....	L, 7-8
A17	Morehead State.....	L, 6-7
A17	Morehead State.....	W, 8-7
A18	Morehead State.....	W, 7-2
A19	at Middle Tennessee.....	L, 6-10
A20	Evansville.....	W, 11-7
A21	at Evansville.....	L, 5-6
A24	at South Alabama*.....	L, 7-13
A24	at South Alabama*.....	W, 6-5
A25	at South Alabama*.....	L, 6-7
A27	at Austin Peay.....	L, 6-18
A28	Austin Peay.....	W, 10-5
M1	Arkansas State*.....	L, 6-9
M1	Arkansas State*.....	L, 0-9
M2	Arkansas State*.....	W, 3-1
M8	at Arkansas State*.....	L, 0-1
M8	at Arkansas State*.....	W, 5-2
M9	at Arkansas State*.....	W, 3-1
M11	Alabama.....	L, 11-13
M12	Kentucky.....	L, 6-7
M13	Vanderbilt.....	W, 11-10

* Sun Belt Conference Game

(1) San Diego, Calif.

1994 (22-27, 7-14 Sun Belt)

H: 12-10 • **A:** 10-17

Sun Belt - 4th East

F19	at Ole Miss.....	L, 7-12
F20	at Ole Miss.....	L, 2-6
F25	at UAB.....	L, 8-10
F26	at Birmingham Southern.....	W, 3-1
F27	at Samford.....	L, 2-6
M1	at Southeast Missouri State.....	W, 5-2
M12	at Jacksonville*.....	W, 2-1
M12	at Jacksonville*.....	L, 1-5
M13	at Jacksonville*.....	W, 4-1
M17	Wisconsin-Milwaukee.....	W, 2-0
M18	Wisconsin-Milwaukee.....	W, 17-16
M19	Marshall.....	L, 1-8
M19	Marshall.....	W, 5-4
M20	Marshall.....	L, 6-9
M22	at Vanderbilt.....	L, 0-7
M26	South Alabama*.....	L, 0-1
M28	at Louisville.....	W, 6-5
M30	UT Martin.....	W, 13-1
M31	Eastern Kentucky.....	W, 7-1
A2	at Arkansas State*.....	W, 1-0
A2	at Arkansas State*.....	L, 3-8
A3	at Arkansas State*.....	L, 3-15
A9	at Arkansas-Little Rock*.....	L, 9-14
A9	at Arkansas-Little Rock*.....	L, 1-4
A10	at Arkansas-Little Rock*.....	L, 0-5
A12	at Kentucky.....	L, 4-8
A13	Louisville.....	W, 14-12
A16	Jacksonville*.....	L, 1-4
A16	Jacksonville*.....	L, 1-2
A17	Jacksonville*.....	L, 4-6
A19	Kentucky.....	L, 5-12
A20	at Evansville.....	L, 6-7
A21	at Austin Peay.....	W, 14-6
A25	Middle Tennessee.....	W, 7-5
A26	Austin Peay.....	W, 4-2
A27	at Morehead State.....	W, 8-7
A27	at Morehead State.....	W, 7-3

A28	Tennessee Tech.....	W, 9-3
A30	Arkansas State*.....	L, 2-5
A30	Arkansas State*.....	L, 4-5
M1	Arkansas State*.....	W, 13-4
M7	at South Alabama*.....	W, 16-8
M7	at South Alabama*.....	L, 3-5
M8	at South Alabama*.....	L, 7-8
M10	at Middle Tennessee.....	L, 5-16
M11	at Eastern Kentucky.....	L, 10-11
M12	Vanderbilt.....	L, 1-9
M13	Arkansas-Little Rock*.....	W, 10-5
M13	Arkansas-Little Rock*.....	W, 6-5

* Sun Belt Conference Game

1995 (21-35, 6-21 Sun Belt)

H: 14-17 • **A:** 6-17 • **N:** 1-1

Sun Belt - 10th

F22	at Southeast Missouri.....	L, 11-13
F25	Northern Illinois.....	W, 11-6
F26	Northern Illinois.....	W, 2-1
F26	Northern Illinois.....	W, 3-1
M1	at UT Martin.....	W, 5-0
M3	(1) at Rice.....	L, 6-7
M4	(1) vs. Wyoming.....	W, 3-2
M5	(1) vs. Oklahoma State.....	L, 3-6
M9	at Louisville.....	W, 13-4
M11	Jacksonville*.....	L, 4-6
M11	Jacksonville*.....	L, 0-2
M12	Jacksonville*.....	L, 6-9
M14	at Marshall.....	W, 7-4
M16	Indiana Tech.....	W, 17-1
M16	Wisconsin-Milwaukee.....	L, 9-10
M18	at Arkansas State*.....	L, 2-4
M18	at Arkansas State*.....	L, 0-15
M19	at Arkansas State*.....	L, 0-5
M21	Kentucky.....	L, 7-8
M22	(2) UT Martin.....	W, 10-0
M25	South Alabama*.....	L, 8-14
M25	South Alabama*.....	L, 1-4
M26	South Alabama*.....	L, 3-9
M27	Southeast Missouri.....	W, 10-4
M28	Morehead State.....	W, 9-5
M29	at Eastern Kentucky.....	L, 6-8
A1	at Louisiana-Lafayette*.....	L, 2-9
A1	at Louisiana-Lafayette*.....	L, 3-11
A2	at Louisiana-Lafayette*.....	W, 7-5
A4	Louisville.....	L, 6-9
A6	Tennessee Tech.....	W, 11-4
A8	New Orleans*.....	L, 5-11
A8	New Orleans*.....	L, 4-8
A9	New Orleans*.....	L, 3-9
A12	Eastern Kentucky.....	W, 14-9
A14	at UTPA*.....	W, 13-5
A15	at UTPA*.....	L, 9-12
A15	at UTPA*.....	L, 2-3
A18	Evansville.....	L, 6-10
A19	at Evansville.....	L, 9-10
A20	Austin Peay.....	W, 8-4
A22	at Arkansas-Little Rock*.....	W, 5-3
A22	at Arkansas-Little Rock*.....	L, 2-4
A23	at Arkansas-Little Rock*.....	L, 10-11
A25	at Austin Peay.....	L, 4-5
A26	Middle Tennessee.....	L, 4-14
A27	at Kentucky.....	L, 3-8
A29	Lamar*.....	L, 6-13

GENERAL

HILTOPPERS

2018 REVIEW

HISTORY

UNIVERSITY

OPPONENTS

A29	Lamar*	L, 1-6
A30	(3) Lamar*	W, 6-5
M5	Louisiana Tech*	L, 2-13
M6	Louisiana Tech*	W, 9-8
M6	Louisiana Tech*	W, 8-1
M8	Vanderbilt	W, 7-6
M9	at Middle Tennessee	L, 7-12
M10	at Vanderbilt	L, 1-12

* Sun Belt Conference Game

(1) Rice Tournament (Houston, Texas)

(2) Joel Murrie's 500th WKU Victory

(3) 2,000th WKU Game

1996 (29-26, 9-17 Sun Belt)

H: 17-8 • **A:** 12-18

Sun Belt - 9th

F16	at LSU	L, 0-9
F17	at LSU	L, 0-18
F18	at LSU	L, 1-18
F24	at Wofford	W, 6-4
F24	at Wofford	L, 4-5
F25	at Wofford	W, 8-0
M2	Marshall	L, 4-12
M2	Marshall	W, 9-5
M3	Marshall	W, 22-6
M9	at Louisiana Tech*	W, 12-6
M9	at Louisiana Tech*	W, 5-2
M10	at Louisiana Tech*	W, 5-4
M12	Indiana Tech	W, 13-12
M13	Wisconsin-Milwaukee	W, 8-7
M14	Indiana Tech	W, 5-1
M16	at New Orleans*	L, 8-19
M16	at New Orleans*	L, 5-7
M17	at New Orleans*	L, 3-5
M23	Louisiana-Lafayette*	L, 2-7
M23	Louisiana-Lafayette*	W, 7-1
M24	Louisiana-Lafayette*	L, 0-2
M26	at Eastern Kentucky	L, 5-6
M27	at Louisville	W, 17-3
M30	Arkansas-Little Rock*	W, 5-4
M30	Arkansas-Little Rock*	L, 1-10
A1	Kentucky	W, 17-16
A2	Austin Peay	L, 3-17
A3	Vanderbilt	W, 3-2
A6	at Lamar*	L, 14-15
A6	at Lamar*	L, 7-20
A7	at Lamar*	L, 4-5
A9	Eastern Kentucky	W, 10-7
A11	Middle Tennessee	W, 8-4
A13	at South Alabama*	L, 4-15
A13	at South Alabama*	L, 3-4
A14	at South Alabama*	L, 7-9
A16	Louisville	W, 12-9
A17	at Austin Peay	W, 8-4
A18	Tennessee Tech	W, 14-0
A20	Arkansas State*	L, 2-3
A20	Arkansas State*	L, 0-4
A21	Arkansas State*	W, 11-3
A23	at Vanderbilt	L, 12-13
A24	Murray State	W, 19-1
A25	at Middle Tennessee	L, 5-10
A27	at Jacksonville*	L, 6-8
A27	at Jacksonville*	W, 12-5
A28	at Jacksonville*	W, 11-1
M3	UTPA*	L, 4-5

M4	UTPA*	W, 3-1
M4	UTPA*	L, 3-4
M8	at Kentucky	W, 7-5
M10	at Wofford	W, 13-5
M11	at Wofford	W, 7-3
M11	at Wofford	W, 14-0

* Sun Belt Conference Game

1997 (26-27, 10-17 Sun Belt)

H: 19-11 • **A:** 7-16

Sun Belt - 9th

F15	at Georgia Tech	L, 0-6
F15	at Georgia Tech	L, 2-14
F16	at Georgia Tech	L, 10-22
F22	Butler	W, 8-3
F22	Butler	W, 2-1
F23	Butler	W, 8-3
F28	at Northeastern Illinois	L, 3-5
M4	at Louisville	W, 11-7
M7	at UTPA*	L, 6-8
M7	at UTPA*	W, 11-5
M8	at UTPA*	W, 6-1
M11	Sue Bennett	W, 21-3
M12	Indiana Tech	W, 12-1
M15	at Arkansas State*	W, 2-0
M15	at Arkansas State*	L, 3-4
M16	at Arkansas State*	L, 2-5
M18	Murray State	W, 8-2
M19	Louisville	W, 8-7
M22	South Alabama*	W, 5-4
M22	South Alabama*	W, 3-2
M23	South Alabama*	L, 1-5
M25	at Eastern Kentucky	L, 5-10
M26	at Vanderbilt	L, 5-10(f)
M29	at Arkansas-Little Rock*	L, 7-13
M29	at Arkansas-Little Rock*	L, 4-6
M30	at Arkansas-Little Rock*	W, 10-1
A1	Middle Tennessee	W, 11-10
A2	at Austin Peay	L, 8-22
A5	Lamar*	L, 9-17
A6	Lamar*	L, 7-10
A6	Lamar*	W, 5-3
A8	at Kentucky	L, 8-9
A9	Vanderbilt	L, 6-16(f)
A12	at Louisiana-Lafayette*	L, 8-19
A12	at Louisiana-Lafayette*	L, 5-6
A13	at Louisiana-Lafayette*	L, 3-9
A15	Evansville	L, 3-6
A16	Austin Peay	W, 9-3
A18	Jacksonville*	W, 5-4
A18	Jacksonville*	L, 5-19
A19	Jacksonville*	W, 15-14
A22	at Evansville	L, 7-10
A23	Murray State	W, 13-3
A26	Louisiana Tech*	L, 11-16
A26	(1) Louisiana Tech*	L, 1-13
A27	Louisiana Tech*	L, 8-15
A29	Kentucky	W, 10-7
A30	Eastern Kentucky	W, 10-6
M3	New Orleans*	W, 11-4
M3	New Orleans*	L, 7-10
M4	New Orleans*	L, 8-20
M10	Tennessee Tech	L, 4-6
M11	at Tennessee Tech	W, 7-2

* Sun Belt Conference Game

(1) Joel Murrie's 1,000th Game

(f) Forfeit

1998 (27-24, 12-14 Sun Belt)

H: 15-12 • **A:** 12-12

Sun Belt - 7th

F14	XavierW, 3-2
F14	XavierW, 6-0
F15	XavierW, 13-8
F20	at TroyW, 12-8
F21	at TroyL, 8-11
F24	at FloridaL, 2-3
F25	at FloridaL, 2-3
F27	Wisconsin-MilwaukeeW, 5-0
F27	Wisconsin-MilwaukeeL, 4-12
F28	Wisconsin-MilwaukeeL, 7-9
F28	Illinois StateW, 12-5
M1	CincinnatiW, 6-1
M8	at New Orleans*L, 1-14
M8	at New Orleans*W, 9-3
M14	at Jacksonville*L, 6-7
M14	at Jacksonville*L, 2-10
M15	at Jacksonville*L, 3-10
M18	YaleL, 2-3
M18	YaleW, 6-2
M20	UTPA*L, 1-4
M20	UTPA*W, 9-8
M21	UTPA*W, 15-3
M24	LouisvilleW, 10-9
M25	at Tennessee TechW, 10-9
M28	at Lamar*L, 3-7
M28	at Lamar*L, 4-8
M29	at Lamar*W, 7-3
A1	Tennessee TechL, 10-13
A4	Arkansas State*W, 7-22
A4	Arkansas State*L, 5-6
A5	Arkansas State*W, 8-7
A7	at VanderbiltL, 7-14
A8	Austin PeayL, 8-9
A11	Arkansas-Little Rock*W, 6-2
A11	Arkansas-Little Rock*W, 3-2
A12	Arkansas-Little Rock*W, 7-6
A14	at KentuckyW, 8-6
A15	at Austin PeayW, 6-4
A18	at South Alabama*L, 3-7
A18	at South Alabama*W, 2-0
A19	at South Alabama*W, 8-3
A21	VanderbiltW, 13-10
A23	at Middle TennesseeW, 5-4
A25	at Louisiana Tech*W, 18-5
A25	at Louisiana Tech*W, 4-2
A26	at Louisiana Tech*L, 9-12
A28	KentuckyL, 3-13
M2	Louisiana-Lafayette*L, 3-9
M2	Louisiana-Lafayette*L, 4-15
M3	Louisiana-Lafayette*L, 0-6
M5	at Eastern KentuckyW, 17-6

* Sun Belt Conference Game

1999 (38-24, 21-12 Sun Belt)

H: 21-11 • **A:** 13-11 • **N:** 4-2

Sun Belt - 3rd

F20	Illinois StateL, 4-9
F21	Illinois StateW, 9-4
F22	Illinois StateW, 4-3

F26	CincinnatiW, 10-0
F26	MarshallW, 9-5
F27	MarshallW, 6-2
F28	CincinnatiW, 13-10
M2	at LouisvilleL, 6-9
M5	at South Alabama*L, 4-7
M6	at South Alabama*L, 5-8
M7	(1) at South Alabama*W, 5-3
M10	LouisvilleL, 8-9
M13	at New Orleans*W, 11-2
M13	at New Orleans*W, 12-3
M14	at New Orleans*L, 5-10
M16	at BelmontW, 16-3
M18	Western IllinoisW, 13-6
M20	Arkansas State*W, 5-0
M20	Arkansas State*L, 3-4
M21	Arkansas State*W, 10-3
M24	at VanderbiltL, 4-7
M26	at Louisiana-Lafayette*L, 4-5
M27	at Louisiana-Lafayette*L, 3-5
M28	at Louisiana-Lafayette*L, 3-4
M30	at Murray StateW, 10-2
A2	South Alabama*W, 10-1
A3	South Alabama*L, 4-5
A4	South Alabama*L, 1-2
A6	at Middle TennesseeL, 7-9
A7	Austin PeayL, 4-12
A8	at Eastern KentuckyL, 11-18
A10	New Orleans*W, 7-5
A10	New Orleans*W, 5-0
A11	New Orleans*W, 6-0
A13	Middle TennesseeW, 6-3
A17	at Arkansas State*W, 13-4
A17	at Arkansas State*L, 0-1
A18	at Arkansas State*W, 9-3
A20	EvansvilleL, 3-5
A21	Eastern KentuckyL, 6-12
A23	Louisiana-Lafayette*L, 4-8
A24	Louisiana-Lafayette*W, 9-8
A25	Louisiana-Lafayette*W, 8-5
A27	at KentuckyW, 7-5
A28	Tennessee TechL, 4-8
M1	at Arkansas-Little Rock*W, 13-1
M1	at Arkansas-Little Rock*W, 5-4
M2	at Arkansas-Little Rock*W, 7-5
M6	at Austin PeayW, 13-1
M8	FIU*W, 4-3
M8	FIU*W, 8-1
M9	FIU*W, 10-7
M12	at EvansvilleW, 11-7
M14	Louisiana Tech*W, 5-3
M15	Louisiana Tech*L, 9-10
M15	Louisiana Tech*W, 4-3
M18	(2) vs. Louisiana TechW, 4-3
M19	(2) vs. Louisiana-LafayetteL, 2-9
M20	(2) vs. Arkansas-Little RockW, 9-2
M21	(2) vs. South AlabamaW, 6-5
M21	(2) vs. Louisiana-LafayetteW, 6-0
M22	(2) vs. FIUL, 2-3

* Sun Belt Conference Game

(1) Joel Murrie's 600th Win

(2) SBC Tournament (New Orleans, La.)

GENERAL

HILTOPPERS

2018 REVIEW

HISTORY

UNIVERSITY

OPPONENTS

2000 (24-35, 11-18 Sun Belt)

H: 12-19 • **A:** 11-14 • **N:** 1-2

Sun Belt - 7th

J29	at Florida State.....	L, 1-8
J29	at Florida State.....	L, 1-2
J30	at Florida State.....	L, 1-6
F20	Saint Louis.....	W, 12-2
F20	Saint Louis.....	W, 7-4
F22	at Belmont.....	W, 8-1
F23	at Louisville.....	L, 4-6
F25	Purdue.....	L, 3-6
F26	Ohio.....	W, 10-1
F27	Ohio.....	W, 7-3
F29	at Murray State.....	W, 17-10
M3	Illinois State.....	W, 10-7
M4	Illinois State.....	L, 6-9
M5	Illinois State.....	L, 5-10
M7	Yale.....	L, 3-5
M11	at Arkansas-Little Rock*.....	W, 6-0
M11	at Arkansas-Little Rock*.....	W, 6-4
M12	at Arkansas-Little Rock*.....	W, 4-0
M15	Yale.....	L, 3-5
M17	at FIU*.....	L, 6-7
M18	at FIU*.....	L, 7-11
M22	Louisville.....	L, 7-8
M24	Louisiana Tech*.....	W, 5-1
M24	Louisiana Tech*.....	L, 2-21
M25	Louisiana Tech*.....	L, 2-3
M28	at Tennessee Tech.....	W, 5-4
M31	South Alabama*.....	W, 4-3
A1	South Alabama*.....	L, 3-4
A2	South Alabama*.....	L, 3-4
A4	Tennessee Tech.....	L, 6-8
A5	Vanderbilt.....	L, 3-9
A7	New Orleans*.....	W, 3-0
A9	New Orleans*.....	L, 6-7
A9	New Orleans*.....	L, 2-9
A12	Eastern Kentucky.....	W, 7-1
A14	at Arkansas State*.....	W, 4-0
A15	at Arkansas State*.....	W, 8-2
A16	at Arkansas State*.....	W, 5-0
A18	at Austin Peay.....	W, 7-5
A19	Kentucky.....	W, 8-4
A21	at Louisiana-Lafayette*.....	L, 4-5
A22	at Louisiana-Lafayette*.....	L, 3-5
A23	at Louisiana-Lafayette*.....	L, 2-5
A25	at Vanderbilt.....	L, 10-16
A26	Middle Tennessee.....	L, 6-11
A28	Arkansas-Little Rock*.....	L, 4-6
A29	Arkansas-Little Rock*.....	L, 8-10
A30	Arkansas-Little Rock*.....	W, 9-5
M5	FIU*.....	W, 3-2
M5	FIU*.....	L, 5-10
M6	FIU*.....	L, 6-8
M9	at Kentucky.....	L, 1-3
M10	at Eastern Kentucky.....	W, 16-6
M12	at Louisiana Tech.....	L, 10-11
M12	at Louisiana Tech.....	L, 3-12
M13	at Louisiana Tech.....	L, 4-9
M17	(1) vs. Louisiana-Lafayette.....	W, 8-3
M18	(1) vs. FIU.....	L, 6-9
M19	(1) vs. Louisiana-Lafayette.....	L, 3-7

* Sun Belt Conference Game

(1) Sun Belt Tournament (Mobile, Ala.)

2001 (32-27, 14-13 Sun Belt)

H: 20-10 • **A:** 11-15 • **N:** 1-2

Sun Belt - 4th

F3	at Florida State.....	L, 4-5
F4	at Florida State.....	L, 4-8
F9	at College of Charleston.....	W, 10-3
F10	at College of Charleston.....	W, 7-5
F11	at Charleston Southern.....	L, 3-4
F17	Illinois State.....	L, 3-8
F18	Illinois State.....	L, 2-8
F18	Illinois State.....	W, 6-5
F23	Asbury.....	W, 20-5
F24	Western Illinois.....	W, 7-1
F25	Western Illinois.....	W, 4-3
M2	Toledo.....	W, 7-4
M3	Toledo.....	W, 12-3
M3	Toledo.....	W, 12-8
M10	Oakland.....	W, 6-2
M10	Oakland.....	W, 4-3
M11	Oakland.....	W, 25-6
M13	Kentucky State.....	W, 31-0
M16	Louisiana-Lafayette*.....	L, 3-5
M17	Louisiana-Lafayette*.....	W, 5-0
M18	Louisiana-Lafayette*.....	L, 5-7
M20	at Murray State.....	W, 8-4
M21	at Louisville.....	L, 1-4
M23	Arkansas State*.....	L, 7-12
M24	Arkansas State*.....	W, 15-4
M25	Arkansas State*.....	W, 8-4
M27	Kentucky.....	W, 9-2
M28	at Vanderbilt.....	L, 5-6
M30	at New Orleans*.....	W, 12-2
M31	at New Orleans*.....	W, 6-3
A1	at New Orleans*.....	L, 2-3
A3	Tennessee Tech.....	L, 1-11
A4	at Austin Peay.....	L, 12-14
A6	at South Alabama*.....	L, 2-11
A7	at South Alabama*.....	W, 11-10
A8	at South Alabama*.....	L, 1-12
A10	Austin Peay.....	W, 8-2
A13	at New Mexico State*.....	W, 7-3
A14	at New Mexico State*.....	W, 10-9
A15	at New Mexico State*.....	W, 16-7
A18	at Kentucky.....	L, 5-9
A20	Arkansas-Little Rock*.....	W, 9-3
A21	Arkansas-Little Rock*.....	W, 7-4
A22	Arkansas-Little Rock*.....	L, 3-15
A24	Louisville.....	L, 2-4
A25	Eastern Kentucky.....	W, 17-3
A27	at FIU*.....	L, 2-6
A28	at FIU*.....	L, 2-5
A29	at FIU*.....	W, 3-2
M4	Middle Tennessee*.....	L, 1-5
M5	Middle Tennessee*.....	L, 4-10
M5	Middle Tennessee*.....	W, 1-0
M9	at Eastern Kentucky.....	L, 4-5
M11	at Louisiana Tech*.....	L, 8-11
M11	at Louisiana Tech*.....	L, 12-13
M12	at Louisiana Tech*.....	W, 7-5
M16	(1) vs. New Orleans.....	W, 2-1
M17	(1) vs. Middle Tennessee.....	L, 4-9
M18	(1) vs. New Orleans.....	L, 4-13

* Sun Belt Conference Game

(2) Sun Belt Tournament (Lafayette, La.)

2002 (38-20, 14-9 Sun Belt)

H: 27-7 • **A:** 9-10 • **N:** 2-3

Sun Belt - 3rd

F8	Western Illinois.....	W, 11-0
F9	Western Illinois.....	W, 14-4
F10	Western Illinois.....	W, 3-2
F15	at San Diego State.....	L, 3-17
F16	(1) vs. Oregon State.....	L, 2-6
F16	at San Diego State.....	L, 2-4
F22	Asbury.....	W, 13-2
F23	Illinois State.....	W, 5-4
F23	Illinois State.....	W, 11-0
F24	Illinois State.....	W, 10-3
M2	Bradley.....	W, 4-3
M2	Bradley.....	W, 12-3
M9	Dayton.....	W, 7-6
M9	Dayton.....	L, 4-6
M10	Dayton.....	L, 2-9
M12	Eastern Kentucky.....	W, 3-2
M13	Valparaiso.....	W, 9-5
M16	Bowling Green State.....	L, 1-3
M16	(2) Bowling Green State.....	W, 6-2
M17	Bowling Green State.....	W, 8-7
M22	at Arkansas-Little Rock*.....	W, 8-3
M23	at Arkansas-Little Rock*.....	L, 6-8
M24	at Arkansas-Little Rock*.....	L, 3-7
M31	at Arkansas State*.....	W, 7-3
M31	at Arkansas State*.....	W, 7-4
A2	Austin Peay.....	W, 14-2
A3	Vanderbilt.....	W, 13-6
A5	FIU*.....	W, 8-2
A6	FIU*.....	W, 14-5
A7	FIU*.....	W, 8-6
A9	at Louisville.....	W, 10-9
A12	at Middle Tennessee*.....	W, 5-3
A13	at Middle Tennessee*.....	W, 10-4
A14	at Middle Tennessee*.....	L, 4-6
A16	at Austin Peay.....	L, 7-8
A17	at Kentucky.....	W, 5-1
A18	Brescia.....	W, 8-4
A23	at Lipscomb.....	W, 8-3
A26	New Orleans*.....	W, 4-1
A27	New Orleans*.....	W, 3-2
A28	New Orleans*.....	W, 13-12
A30	at Louisville.....	L, 3-11
M3	at Louisiana-Lafayette.....	W, 5-4
M4	at Louisiana-Lafayette.....	L, 1-5
M5	at Louisiana-Lafayette.....	L, 3-4
M7	at Vanderbilt.....	L, 9-10
M11	New Mexico State*.....	W, 15-1
M11	New Mexico State*.....	L, 0-2
M12	New Mexico State*.....	L, 2-4
M14	Kentucky.....	W, 9-6
M15	at Eastern Kentucky.....	W, 11-0
M18	South Alabama.....	W, 13-4
M18	South Alabama.....	L, 2-4
M19	South Alabama.....	L, 7-13
M22	(3) vs. New Mexico State.....	L, 0-6
M23	(3) vs. Louisiana-Lafayette.....	W, 2-1
M24	(3) vs. Arkansas State.....	W, 9-8
M24	(3) vs. New Mexico State.....	L, 5-7

* Sun Belt Conference Game

(1) San Diego, Calif.

(2) Joel Murrie's 700th Win

(3) Sun Belt Tournament (Mobile, Ala.)

2003 (34-22, 12-11 Sun Belt)

H: 21-9 • **A:** 10-12 • **N:** 3-1

Sun Belt - 4th

F14	at Central Florida.....	W, 4-2
F15	at Central Florida.....	L, 5-6
F16	at Central Florida.....	W, 4-3
F28	Wright State.....	W, 8-4
M1	Wright State.....	W, 11-0
M1	Wright State.....	W, 2-1
M2	Wright State.....	L, 4-10
M4	Dayton.....	W, 3-0
M7	Northern Iowa.....	L, 7-9
M8	Northern Iowa.....	L, 4-5
M9	Northern Iowa.....	W, 10-4
M11	at Louisville.....	L, 1-18
M12	Belmont.....	L, 1-4
M15	Michigan State.....	W, 3-2
M15	Michigan State.....	W, 13-3
M16	Michigan State.....	W, 5-0
M21	Louisiana-Lafayette*.....	W, 4-3
M22	Louisiana-Lafayette*.....	L, 0-1
M23	Louisiana-Lafayette*.....	W, 7-3
M25	Louisville.....	W, 4-3
M26	at Eastern Kentucky.....	L, 8-12
M28	at FIU*.....	L, 9-10
M29	at FIU*.....	W, 11-7
M30	at FIU*.....	L, 9-10
A1	at Vanderbilt.....	W, 11-4
A4	Arkansas State*.....	W, 2-1
A5	Arkansas State*.....	L, 1-6
A8	at Austin Peay.....	W, 9-2
A11	at South Alabama*.....	L, 1-6
A12	at South Alabama*.....	L, 7-11
A13	at South Alabama*.....	W, 10-6
A16	Kentucky.....	W, 3-2
A18	Lipscomb.....	W, 7-6
A19	Lipscomb.....	L, 3-11
A20	at Lipscomb.....	L, 0-3
A22	at Murray State.....	W, 4-0
A25	Middle Tennessee*.....	W, 5-1
A26	Middle Tennessee*.....	W, 15-7
A27	Middle Tennessee*.....	L, 2-6
A30	Murray State.....	W, 13-7
M2	at New Mexico State*.....	L, 4-10
M3	at New Mexico State*.....	L, 6-9
M3	at New Mexico State*.....	L, 7-18
M6	Vanderbilt.....	L, 0-4
M9	Arkansas-Little Rock*.....	W, 7-6
M10	Arkansas-Little Rock*.....	W, 9-4
M11	Arkansas-Little Rock*.....	W, 3-2
M13	at Kentucky.....	W, 10-3
M14	Eastern Kentucky.....	W, 9-8
M16	at New Orleans*.....	W, 8-5
M17	at New Orleans*.....	L, 8-13
M18	at New Orleans*.....	W, 6-5
M21	(1) vs. FIU.....	W, 13-9
M22	(1) vs. South Alabama.....	W, 10-9
M23	(1) vs. FIU.....	W, 8-3
M24	(1) vs. Middle Tennessee.....	L, 5-8

* Sun Belt Conference Game

(1) Sun Belt Tournament (Lafayette, La.)

GENERAL

HILTOPPERS

2018 REVIEW

HISTORY

UNIVERSITY

OPPONENTS

2004 (35-28, 12-12 Sun Belt)

H: 16-11 • **A:** 16-13 • **N:** 3-4

Sun Belt - 4th / SBC Tournament Champions

NCAA Regional (Oxford, Miss.)

F13	at UNLV.....	L, 4-13
F14	at UNLV.....	L, 6-7
F15	at UNLV.....	L, 4-17
F17	at UT Martin.....	W, 8-2
F20	Ohio.....	L, 9-11
F21	Ohio.....	W, 5-2
F22	Ohio.....	W, 16-4
F27	(1) vs. Illinois.....	L, 0-4
F27	(1) at Mississippi State.....	L, 0-12
F28	(1) vs. Illinois.....	L, 0-10
M3	at Vanderbilt.....	W, 10-9
M6	Dayton.....	W, 4-3
M6	Dayton.....	W, 5-3
M7	Dayton.....	W, 16-6
M9	at Belmont.....	L, 3-9
M10	Kentucky.....	L, 6-18
M12	Lipscomb.....	W, 5-2
M13	at Lipscomb.....	L, 8-10
M14	at Lipscomb.....	W, 4-3
M17	Youngstown State.....	W, 8-3
M18	Youngstown State.....	W, 10-9
M19	Youngstown State.....	W, 11-9
M21	Eastern Kentucky.....	L, 6-16
M23	at Louisville.....	W, 8-1
M24	at Murray State.....	L, 11-13
M26	at Louisiana-Lafayette*.....	L, 3-4
M27	at Louisiana-Lafayette*.....	L, 3-4
M28	at Louisiana-Lafayette*.....	W, 9-7
M31	Tennessee-Martin.....	W, 11-7
A2	FIU*.....	W, 2-1
A3	FIU*.....	L, 8-17
A4	FIU*.....	L, 6-7
A6	Louisville.....	L, 6-9
A9	at Arkansas State*.....	W, 10-4
A10	at Arkansas State*.....	W, 17-10
A11	at Arkansas State*.....	L, 6-10
A14	at Austin Peay.....	W, 13-1
A16	South Alabama*.....	L, 1-6
A17	South Alabama*.....	L, 6-7
A17	South Alabama*.....	W, 9-6
A18	Lipscomb.....	W, 12-1
A19	at Lipscomb.....	W, 6-5
A30	at Middle Tennessee*.....	W, 15-3
M1	at Middle Tennessee*.....	L, 5-8
M2	at Middle Tennessee*.....	L, 7-11
M7	New Mexico State*.....	L, 1-2
M8	New Mexico State*.....	W, 7-4
M8	New Mexico State*.....	L, 1-11
M11	at Kentucky.....	L, 5-10
M12	at Eastern Kentucky.....	W, 20-11
M14	at Arkansas-Little Rock*.....	W, 12-3
M15	at Arkansas-Little Rock*.....	W, 6-4
M16	at Arkansas-Little Rock*.....	W, 10-8
M21	New Orleans*.....	W, 1-0
M22	New Orleans*.....	L, 1-4
M23	New Orleans*.....	W, 12-11
M26	(2) at South Alabama.....	W, 6-3
M27	(2) vs. FIU.....	W, 6-5
M28	(2) vs. FIU.....	W, 13-7
M29	(2) vs. Middle Tennessee.....	W, 14-4
J4	(3) at Ole Miss.....	W, 1-0

J5	(3) vs. Tulane.....	L, 0-7
J5	(3) vs. Washington.....	L, 1-4

** Sun Belt Conference Game*

(1) *Miss. State Challenge (Starkville, Miss.)*

(2) *Sun Belt Tournament (Mobile, Ala.)*

(3) *NCAA Regional (Oxford, Miss.)*

2005 (21-37, 8-18 Sun Belt)

H: 13-16 • **A:** 7-17 • **N:** 1-4

Sun Belt - 8th

F11	(1) at Winthrop.....	L, 6-7
F12	(1) vs. Wake Forest.....	L, 5-10
F13	(1) vs. Maryland.....	L, 1-2
F18	Saint Louis.....	W, 12-8
F19	Saint Louis.....	L, 2-5
F25	Central Michigan.....	W, 7-6
F26	Central Michigan.....	L, 1-4
F26	Central Michigan.....	L, 4-8
F27	Central Michigan.....	L, 1-5
M4	Illinois State.....	W, 6-4
M5	Illinois State.....	L, 1-7
M6	Illinois State.....	L, 4-6
M11	at Wofford.....	W, 14-2
M12	at Wofford.....	W, 18-4
M13	at Wofford.....	L, 9-13
M18	Akron.....	W, 6-3
M19	Akron.....	W, 6-4
M20	Akron.....	L, 9-16
M23	at Belmont.....	L, 8-9
M25	at New Orleans*.....	W, 14-5
M26	at New Orleans*.....	L, 5-6
M27	at New Orleans*.....	L, 5-14
M30	Kentucky State.....	W, 21-3
A2	Arkansas-Little Rock*.....	L, 6-7
A2	Arkansas-Little Rock*.....	L, 2-5
A3	Arkansas-Little Rock*.....	W, 8-6
A5	Louisville.....	L, 4-9
A8	at New Mexico State*.....	L, 7-16
A9	at New Mexico State*.....	L, 11-20
A10	at New Mexico State*.....	L, 4-9
A12	at Vanderbilt.....	L, 6-9
A13	Eastern Kentucky.....	W, 9-5
A15	Middle Tennessee*.....	L, 5-7
A16	Middle Tennessee*.....	W, 10-1
A17	Middle Tennessee*.....	L, 8-9
A20	Vanderbilt.....	L, 6-10
A22	at UTPA.....	L, 11-12
A23	at UTPA.....	L, 1-6
A24	at UTPA.....	W, 7-4
A25	at Louisville.....	L, 8-9
A27	at Austin Peay.....	L, 4-5
A29	at South Alabama*.....	L, 4-10
M1	at South Alabama*.....	W, 8-4
M1	at South Alabama*.....	L, 0-2
M7	Arkansas State*.....	L, 6-10
M7	Arkansas State*.....	W, 13-10
M8	Arkansas State*.....	L, 9-16
M11	at Eastern Kentucky.....	W, 11-10
M13	at FIU*.....	L, 5-11
M14	at FIU*.....	W, 9-8
M15	at FIU*.....	L, 3-4
M17	Austin Peay.....	W, 29-13
M21	#19 Louisiana-Lafayette*.....	W, 14-5
M21	#19 Louisiana-Lafayette*.....	L, 1-11
M22	#19 Louisiana-Lafayette*.....	W, 4-3

M25	(2) vs. Louisiana-Lafayette.....	W, 10-7
M26	(2) vs. Middle Tennessee.....	L, 8-11
M27	(2) vs. Louisiana-Lafayette	L, 4-6
* Sun Belt Conference Game		
(1) Coca-Cola Classic (Rock Hill, S.C.)		
(2) Sun Belt Tournament (Miami, Fla.)		

M18	at Louisiana-Lafayette*.....	L, 3-11
M19	at Louisiana-Lafayette*.....	L, 1-3
M20	at Louisiana-Lafayette*.....	L, 3-13
M24	(1) Troy.....	L, 2-3
M25	(1) FIU.....	L, 6-8
* Sun Belt Conference Game		
(1) SBC Tournament (Bowling Green, Ky.)		



Chris Finwood

2006-11 (Five Seasons)
190-154 (.552)

2006 (22-30, 5-18 Sun Belt)

H: 15-18 • A: 7-12

Sun Belt - 8th

F17	Central Michigan.....	L, 5-15
F17	Central Michigan.....	L, 6-20
F21	at Belmont.....	L, 4-7
F24	Ohio.....	W, 9-1
F25	Ohio.....	W, 11-7
F26	Ohio.....	L, 10-14
M3	Butler.....	W, 9-3
M4	Butler.....	W, 12-10
M5	Butler.....	W, 3-2
M7	at Kentucky.....	W, 7-6
M10	at Morehead State.....	W, 10-5
M17	Akron.....	W, 5-4
M18	Akron.....	W, 12-7
M19	Wisconsin-Milwaukee.....	W, 14-13
M22	Morehead State.....	L, 3-10
M24	New Orleans*.....	L, 5-14
M25	New Orleans*.....	L, 0-16
M26	New Orleans*.....	W, 13-3
M28	Vanderbilt.....	W, 6-4
M31	at Arkansas-Little Rock*.....	W, 5-4
A1	at Arkansas-Little Rock*.....	L, 8-12
A2	at Arkansas-Little Rock*.....	L, 13-14
A4	Austin Peay.....	L, 9-12
A5	Eastern Kentucky.....	W, 9-5
A7	Troy*.....	L, 10-14
A8	Troy*.....	L, 8-15
A9	Troy*.....	L, 5-11
A11	at Vanderbilt.....	L, 1-15
A14	at Middle Tennessee*.....	L, 5-6
A15	at Middle Tennessee*.....	W, 7-5
A16	at Middle Tennessee*.....	L, 4-11
A18	at Austin Peay.....	L, 5-11
A22	IPFW.....	L, 3-4
A23	IPFW.....	W, 9-3
A24	IPFW.....	W, 13-4
A25	at Louisville.....	W, 4-3
A28	South Alabama*.....	L, 2-7
A29	South Alabama*.....	L, 9-13
M2	Louisville.....	W, 10-6
M3	Belmont.....	L, 7-15
M5	at Arkansas State*.....	L, 4-21
M6	at Arkansas State*.....	W, 7-6
M7	at Arkansas State*.....	L, 12-15
M12	FIU*.....	L, 4-5
M13	FIU*.....	L, 0-5
M14	FIU*.....	W, 9-5
M16	at Eastern Kentucky.....	W, 14-4

2007 (25-30, 15-15 Sun Belt)

H: 15-15 • A: 9-12 • N: 1-3

Sun Belt - 6th

F9	(1) at UNC Wilmington.....	W, 4-2
F10	(1) vs. #3 South Carolina.....	L, 0-12
F11	(1) vs. Oklahoma.....	W, 11-5
F23	Xavier.....	W, 10-6
F25	Xavier.....	W, 5-0
F25	Xavier.....	W, 13-1
M2	Purdue.....	L, 6-10
M3	Purdue.....	L, 5-12
M4	Purdue.....	L, 1-13
M6	#1 Vanderbilt.....	L, 4-6
M7	at Louisville.....	L, 1-4
M9	Florida Atlantic*.....	L, 3-13
M10	Florida Atlantic*.....	W, 12-11
M11	Florida Atlantic*.....	L, 7-9
M16	at FIU*.....	L, 2-5
M17	at FIU*.....	W, 6-5
M18	at FIU*.....	W, 13-5
M20	at Vanderbilt.....	L, 2-15
M21	at #11 Kentucky.....	L, 5-12
M23	Albany.....	L, 8-12
M24	Albany.....	W, 21-8
M25	Albany.....	L, 0-7
M30	Troy*.....	W, 14-5
M31	Troy*.....	W, 13-1
M31	Troy.....	L, 2-4
A6	at Louisiana-Lafayette*.....	L, 2-8
A7	at Louisiana-Lafayette*.....	W, 6-5
A7	at Louisiana-Lafayette*.....	L, 6-10
A10	Belmont.....	W, 6-5
A11	Eastern Kentucky.....	W, 16-7
A13	Arkansas State*.....	L, 5-8
A14	Arkansas State*.....	W, 10-3
A15	Arkansas State*.....	L, 4-6
A17	Louisville.....	L, 3-14
A20	at Louisiana-Monroe*.....	L, 7-13
A21	at Louisiana-Monroe*.....	W, 8-5
A22	at Louisiana-Monroe*.....	L, 4-7
A24	Austin Peay.....	L, 5-6
A25	at Eastern Kentucky.....	L, 11-16
A27	Arkansas-Little Rock*.....	W, 3-0
A28	Arkansas-Little Rock*.....	W, 14-7
A29	Arkansas-Little Rock*.....	W, 10-4
M1	Evansville.....	W, 10-7
M4	at New Orleans*.....	W, 4-3
M5	at New Orleans*.....	L, 7-9
M6	at New Orleans*.....	L, 11-13
M12	South Alabama*.....	W, 9-5
M12	South Alabama*.....	L, 1-9
M13	South Alabama*.....	L, 9-17
M15	at Purdue.....	W, 4-3
M17	at Middle Tennessee*.....	L, 1-7
M18	at Middle Tennessee*.....	W, 2-0
M19	at Middle Tennessee*.....	W, 4-2
M23	(2) vs. New Orleans.....	L, 6-11

GENERAL

HILTOPPERS

2018 REVIEW

HISTORY

UNIVERSITY

OPPONENTS

M24 (2) vs. Florida Atlantic..... L, 6-7
** Sun Belt Conference Game*
 (1) Hughes Bros. Chall. (Wilmington, N.C.)
 (2) Sun Belt Tournament (Mobile, Ala.)

2008 (33-27, 16-14 Sun Belt)

H: 21-10 • **A:** 8-15 • **N:** 4-2

Sun Belt - 5th / SBC Tournament Champions

NCAA Regional (Stillwater, Okla.)

F22 Bowling Green State..... W, 11-4
 F23 Bowling Green State..... L, 9-12
 F24 Bowling Green State..... W, 14-9
 F29 Purdue..... W, 4-1
 M1 Purdue..... W, 12-5
 M2 Purdue..... W, 5-0
 M5 at Belmont..... L, 1-6
 M8 at Louisiana-Monroe*..... L, 1-9
 M8 at Louisiana-Monroe*..... W, 16-5
 M9 at Louisiana-Monroe*..... L, 5-9
 M11 at #5 Ole Miss..... L, 3-10
 M12 at #5 Ole Miss..... W, 8-5
 M14 at South Alabama*..... L, 6-9
 M15 at South Alabama*..... W, 8-5
 M16 at South Alabama*..... W, 8-4
 M18 Belmont..... W, 14-6
 M21 Troy*..... L, 4-5
 M22 Troy*..... L, 3-5
 M23 Troy*..... L, 7-9
 M25 at Evansville..... W, 10-1
 M26 Austin Peay..... L, 3-9
 M29 Youngstown State..... W, 20-10
 M29 Youngstown State..... W, 5-2
 M30 Youngstown State..... W, 9-0
 A1 Louisville..... W, 10-5
 A2 at #10 Kentucky..... L, 3-7
 A5 FIU*..... W, 14-6
 A5 FIU*..... W, 17-1
 A6 FIU*..... W, 10-9
 A8 at #19 Vanderbilt..... L, 1-5
 A9 Eastern Kentucky..... L, 5-9
 A11 at New Orleans*..... L, 10-11
 A12 at New Orleans*..... L, 3-5
 A13 at New Orleans*..... W, 13-12
 A15 Evansville..... W, 11-3
 A16 #11 Vanderbilt..... L, 1-5
 A18 Arkansas State*..... W, 8-1
 A19 Arkansas State*..... W, 7-6
 A20 Arkansas State*..... W, 13-5
 A23 #17 Kentucky..... L, 1-2
 A25 at Florida Atlantic*..... L, 6-12
 A26 at Florida Atlantic*..... W, 11-5
 A27 at Florida Atlantic*..... L, 5-10
 A30 at Louisville..... L, 7-8
 M2 at Arkansas-Little Rock*..... W, 14-5
 M3 at Arkansas-Little Rock*..... L, 8-9
 M4 at Arkansas-Little Rock*..... L, 4-9
 M9 Louisiana-Lafayette*..... L, 8-9
 M10 Louisiana-Lafayette*..... W, 11-4
 M11 Louisiana-Lafayette*..... W, 13-4
 M15 Middle Tennessee*..... L, 5-7
 M16 Middle Tennessee*..... W, 6-5
 M17 Middle Tennessee*..... W, 7-2
 M21 (1) vs. Florida Atlantic..... W, 9-0
 M23 (1) vs. Louisiana-Monroe..... W, 10-4
 M24 (1) vs. Florida Atlantic..... L, 5-6

M24 (1) vs. Florida Atlantic..... W, 5-4
 M25 (1) vs. New Orleans..... W, 17-5
 M30 (2) at #5 Oklahoma State..... L, 3-5
 M31 (2) vs. #18 TCU..... L, 5-10

** Sun Belt Conference Game*

(1) Sun Belt Tournament (Lafayette, La.)

(2) NCAA Regional (Stillwater, Okla.)

2009 (42-20, 21-8 Sun Belt)

H: 27-3 • **A:** 12-15 • **N:** 3-2

Sun Belt - T-1st

NCAA Regional (Oxford, Miss.)

F20 Toledo..... W, 3-1
 F25 at Vanderbilt..... L, 7-10
 F27 Albany..... W, 11-0
 F27 Albany..... W, 23-2
 M1 Albany..... W, 17-6
 M1 Albany..... W, 13-3
 M3 Belmont..... L, 8-12
 M4 at Belmont..... W, 7-1
 M6 Louisiana-Monroe*..... W, 8-5
 M7 Louisiana-Monroe*..... W, 14-2
 M8 Louisiana-Monroe*..... W, 12-2
 M10 at Tennessee..... L, 8-14
 M11 at Auburn..... L, 7-11
 M13 South Alabama*..... W, 7-4
 M14 South Alabama*..... W, 10-2
 M15 South Alabama*..... W, 16-14
 M17 at Eastern Kentucky..... L, 7-8
 M20 at Troy*..... W, 7-4
 M21 at Troy*..... L, 7-9
 M22 at Troy*..... W, 6-4
 M24 Brescia..... W, 4-3
 M25 at Louisville..... L, 6-7
 M27 VCU..... W, 11-9
 M28 VCU..... W, 20-7
 M29 VCU..... W, 12-8
 M31 Kentucky Wesleyan..... W, 15-0
 A1 Lipscomb..... W, 10-6
 A3 at FIU*..... L, 8-9
 A4 at FIU*..... W, 5-4
 A5 at FIU*..... L, 9-12
 A8 at Kentucky..... W, 10-9
 A10 New Orleans*..... W, 13-1
 A11 New Orleans*..... W, 14-1
 A12 New Orleans*..... W, 14-4
 A14 at Austin Peay..... L, 4-7
 A17 at Arkansas State*..... W, 3-2
 A18 at Arkansas State*..... L, 6-8
 A19 at Arkansas State*..... W, 3-0
 A22 Eastern Kentucky..... W, 11-9
 A24 Florida Atlantic*..... L, 1-3
 A25 Florida Atlantic*..... W, 8-3
 A26 Florida Atlantic*..... W, 4-3
 A28 Austin Peay..... W, 14-4
 A29 at Lipscomb..... W, 9-3
 M1 Arkansas-Little Rock*..... W, 12-4
 M2 Arkansas-Little Rock*..... W, 6-5
 M3 Arkansas-Little Rock*..... W, 12-2
 M8 at Louisiana-Lafayette*..... W, 6-3
 M9 at Louisiana-Lafayette*..... W, 4-2
 M10 at Louisiana-Lafayette*..... L, 5-6
 M12 #23 Louisville..... L, 2-10
 M14 at Middle Tennessee*..... L, 4-10
 M15 at Middle Tennessee*..... L, 5-11

M20	(1) vs. Louisiana-Monroe.....	W, 14-4
M21	(1) at Troy.....	W, 14-11
M23	(1) vs. Louisiana-Monroe.....	L, 3-11
M23	(1) vs. Louisiana-Monroe.....	L, 2-4
M29	(2) vs. Missouri.....	W, 11-5
M30	(2) at #8 Ole Miss.....	L, 4-7
M31	(2) vs. Missouri.....	W, 11-6
M31	(2) at #8 Ole Miss.....	W, 10-9
J1	(2) at #8 Ole Miss.....	L, 1-4

* Sun Belt Conference Game

(1) Sun Belt Tournament (Troy, Ala.)

(2) NCAA Regional (Oxford, Miss.)

2010 (35-23, 16-14 Sun Belt)

H: 19-9 • **A:** 14-12 • **N:** 2-2

Sun Belt - 6th

F19	Kent State.....	L, 10-13
F20	Kent State.....	W, 13-0
F21	Kent State.....	W, 5-3
F26	(1) vs. Texas A&M.....	W, 5-1
F27	(1) vs. Texas State.....	W, 4-3
F28	(1) at Baylor.....	W, 6-2
M2	Austin Peay.....	W, 14-7
M3	at Belmont.....	L, 3-5
M5	Illinois-Chicago.....	W, 14-4
M6	Illinois-Chicago.....	W, 11-5
M7	Illinois-Chicago.....	L, 5-7
M9	Tennessee.....	W, 5-4
M10	at Mississippi State.....	L, 3-9
M12	at New Orleans*.....	W, 17-1
M13	at New Orleans*.....	W, 7-6
M14	at New Orleans*.....	W, 13-7
M16	at #18 Vanderbilt.....	W, 17-2
M17	#18 Vanderbilt.....	L, 6-17
M19	at VCU.....	W, 19-4
M20	at VCU.....	W, 15-3
M21	at VCU.....	W, 9-4
M24	at Murray State.....	W, 14-5
M26	Louisiana-Monroe*.....	W, 6-1
M27	Louisiana-Monroe-1*.....	W, 10-0
M27	Louisiana-Monroe-2*.....	W, 10-8
M31	at Kentucky.....	W, 6-3
A2	at Arkansas State*.....	W, 4-3
A3	at Arkansas State*.....	L, 4-6
A4	at Arkansas State*.....	L, 1-3
A6	Murray State.....	W, 12-2
A7	Belmont.....	W, 3-2
A9	South Alabama*.....	W, 13-3
A10	South Alabama*.....	W, 12-4
A11	South Alabama*.....	L, 5-7
A13	at Austin Peay.....	W, 14-7
A14	#12 Louisville.....	L, 6-7
A16	at Florida Atlantic*.....	L, 3-10
A17	at Florida Atlantic-1*.....	L, 4-5
A17	at Florida Atlantic-2*.....	L, 8-9
A20	Kentucky.....	W, 24-8
A21	at #11 Louisville.....	L, 4-7
A23	FIU*.....	L, 6-7
A25	FIU-1*.....	W, 8-4
A25	FIU-2*.....	W, 8-3
A30	at Troy*.....	W, 7-4
M1	at Troy*.....	L, 4-5
M2	at Troy*.....	L, 3-6
M7	Arkansas-Little Rock*.....	W, 5-4
M8	Arkansas-Little Rock*.....	L, 6-8

M9	Arkansas-Little Rock*.....	L, 2-4
M14	at Louisiana-Lafayette*.....	W, 2-1
M15	at Louisiana-Lafayette*.....	L, 5-12
M16	at Louisiana-Lafayette*.....	L, 3-4
M20	Middle Tennessee*.....	W, 5-1
M21	Middle Tennessee*.....	L, 2-7
M22	Middle Tennessee*.....	W, 15-5
M26	(2) vs. Florida Atlantic.....	L, 8-9
M27	(2) vs. FIU.....	L, 3-7

* Sun Belt Conference Game

(1) Fifth Annual QTI Baylor Classic

(2) Sun Belt Tournament (Murfreesboro, Tenn.)

2011 (33-24, 17-13 Sun Belt)

H: 19-7 • **A:** 11-13 • **N:** 3-4

Sun Belt - 4th

F18	Bowling Green State.....	W, 12-1
F19	Bowling Green State.....	W, 8-7
F20	Bowling Green State.....	W, 12-3
F23	at Lipscomb.....	W, 6-3
F25	(1) vs. Kansas State.....	W, 11-3
F26	(1) at Coastal Carolina.....	L, 1-6
F27	(1) vs. Pacific.....	L, 1-4
M1	at #2 Vanderbilt.....	L, 5-6
M4	(2) at #19 College of Charleston.....	L, 5-7
M5	(2) New York Tech.....	W, 17-1
M6	(2) #25 Auburn.....	L, 8-13
M9	at Ole Miss.....	W, 7-3
M11	Illinois.....	W, 3-1
M12	Illinois.....	L, 5-9
M13	Illinois.....	W, 13-5
M15	at Belmont.....	W, 11-6
M18	Middle Tennessee*.....	W, 5-2
M19	Middle Tennessee*.....	W, 10-4
M20	Middle Tennessee*.....	W, 5-4
M22	Austin Peay.....	W, 5-2
M25	at FIU*.....	W, 3-2
M26	at FIU*.....	W, 6-4
M27	at FIU*.....	L, 8-9
M29	at Louisville.....	L, 1-3
M30	Belmont.....	L, 8-9
A1	at Arkansas-Little Rock*.....	W, 14-3
A2	at Arkansas-Little Rock*.....	L, 2-8
A3	at Arkansas-Little Rock*.....	L, 6-11
A5	#25 Louisville.....	W, 15-5
A8	Louisiana-Lafayette*.....	W, 5-1
A9	Louisiana-Lafayette*.....	W, 2-1
A10	Louisiana-Lafayette*.....	L, 6-8
A12	at Austin Peay.....	W, 17-6
A13	Murray State.....	W, 3-2
A15	Arkansas State*.....	W, 3-2
A16	Arkansas State*.....	W, 13-2
A17	Arkansas State*.....	L, 3-4
A19	Kentucky.....	W, 11-8
A22	at Troy*.....	L, 3-6
A23	at Troy*.....	L, 3-11
A24	at Troy*.....	L, 9-12
A29	at Louisiana-Monroe*.....	L, 4-5
A30	at Louisiana-Monroe*.....	W, 8-5
M1	at Louisiana-Monroe*.....	W, 7-5
M4	at Eastern Kentucky.....	L, 4-5
M6	Florida Atlantic*.....	L, 2-4
M7	Florida Atlantic*.....	W, 6-2
M8	Florida Atlantic*.....	W, 5-4
M13	South Alabama*.....	L, 3-6

GENERAL

HILTOPPERS

2018 REVIEW

HISTORY

UNIVERSITY

OPPONENTS

M14	South Alabama*	L, 0-4
M15	South Alabama*	W, 3-2
M19	at Middle Tennessee*	W, 4-0
M20	at Middle Tennessee*	L, 1-5
M21	at Middle Tennessee*	W, 8-6
M25	(3) FAU	W, 11-10
M26	(3) Arkansas-Little Rock	L, 5-9
M27	(3) Troy	L, 2-4

* Sun Belt Conference Game

(1) Baseball at the Beach (Myrtle Beach, S.C.)

(2) College of Charleston Tournament (Charleston, S.C.)

(3) Sun Belt Tournament (Monroe, La.)



Matt Myers

2012-2015 (Four Seasons)

106-118 (.473)

2012 (25-33, 13-17 Sun Belt)

H: 18-18 • A: 7-15 • N: 1-2

Sun Belt - 8th

F17	Toledo	L, 2-5
F18	Toledo-1	L, 6-7
F18	Toledo-2	W, 9-3
F21	at Tennessee	L, 7-8
F24	Southern Illinois	W, 10-9
F25	Southern Illinois	L, 3-10
F26	Southern Illinois	L, 3-8
F28	at Murray State	L, 2-10
M3	Kent State-1	W, 5-2
M3	Kent State-2	L, 3-13
M4	Kent State	W, 2-1
M7	Evansville	L, 2-7
M9	Western Illinois	W, 7-2
M10	Western Illinois	W, 9-4
M11	Western Illinois	L, 1-11
M13	Butler	W, 13-1
M16	at Middle Tennessee*	W, 9-2
M17	at Middle Tennessee*	L, 2-7
M18	at Middle Tennessee*	L, 1-9
M20	Belmont	L, 5-6
M21	at Austin Peay	W, 12-8
M23	FIU*	L, 5-6
M24	FIU*	L, 3-5
M25	FIU*	W, 9-4
M27	at #2 Kentucky	L, 4-7
M30	Arkansas-Little Rock*	L, 1-3
M31	Arkansas-Little Rock*	W, 5-1
A1	Arkansas-Little Rock*	W, 8-7
A3	at #18 Louisville	L, 2-9
A6	at Louisiana-Lafayette*	W, 6-2
A7	at Louisiana-Lafayette*	L, 0-1
A8	at Louisiana-Lafayette*	L, 1-2
A13	at Arkansas State*	L, 0-5
A14	at Arkansas State*	W, 8-3
A15	at Arkansas State*	L, 3-6
A17	at Belmont	L, 0-7
A18	at Lipscomb	W, 4-3
A20	Troy*	L, 3-13
A21	Troy*	W, 9-4
A22	Troy*	W, 6-5
A24	Lipscomb	L, 6-7

A27	Louisiana-Monroe*	L, 6-14
A28	Louisiana-Monroe*	W, 7-6
A29	Louisiana-Monroe*	L, 6-7
M1	#18 Louisville	W, 8-1
M4	at Florida Atlantic*	L, 5-6
M5	at Florida Atlantic*	L, 0-6
M6	at Florida Atlantic*	W, 6-1
M11	at South Alabama*	W, 7-6
M13	at South Alabama-1*	L, 1-4
M13	at South Alabama-2*	L, 7-8
M15	Eastern Kentucky	W, 11-7
M17	Middle Tennessee*	W, 4-2
M18	Middle Tennessee*	W, 5-4
M19	Middle Tennessee*	L, 1-6
M23	(1) Florida Atlantic	L, 3-4
M24	(1) South Alabama	L, 3-5
M26	(1) Louisiana-Monroe	W, 7-4

* Sun Belt Conference Game

(1) Sun Belt Tournament (Bowling Green, Ky.)

2013 (28-29, 16-14 Sun Belt)

H: 18-12 • A: 10-15 • N: 0-2

Sun Belt - 5th

F15	Bowling Green State	L, 8-9
F16	Bowling Green State	L, 2-3
F17	Bowling Green State	W, 4-3
F22	Central Michigan	L, 2-4
F23	Central Michigan	W, 12-6
F24	Central Michigan	W, 4-2
F26	at Belmont	L, 4-13
F27	Belmont	L, 6-7
M3	at Southern Illinois	L, 1-6
M4	at Southern Illinois	W, 6-4
M6	at Austin Peay	L, 6-7
M8	VMI	W, 13-5
M9	VMI	W, 4-3
M10	VMI	W, 7-2
M12	at Tennessee	L, 0-4
M13	at Tennessee	L, 4-5
M15	Middle Tennessee*	W, 6-5
M16	Middle Tennessee-1*	W, 12-2
M16	Middle Tennessee-2*	W, 9-7
M19	at #8 Kentucky	W, 6-3
M20	Lipscomb	L, 4-5
M22	at FIU*	W, 4-3
M23	at FIU*	W, 9-8
M24	at FIU*	L, 2-5
M27	Evansville	W, 8-5
M29	Louisiana-Lafayette*	W, 10-9
M30	Louisiana-Lafayette-1*	W, 3-0
M30	Louisiana-Lafayette-2*	L, 6-8
A3	Austin Peay	L, 1-3
A5	at Arkansas State*	L, 0-6
A6	at Arkansas State*	W, 4-2
A7	at Arkansas State*	L, 3-5
A9	#11 Louisville	W, 6-5
A12	Troy*	L, 3-11
A13	Troy*	W, 5-4
A14	Troy	W, 7-6
A16	at Lipscomb	L, 0-2
A19	at South Alabama*	W, 10-8
A20	at South Alabama*	L, 3-6
A21	at South Alabama*	L, 5-7
A23	#24 Kentucky	W, 3-2
A26	at Arkansas-Little Rock*	L, 0-5

A28	at Arkansas-Little Rock*	L, 6-10
A28	at Arkansas-Little Rock*	L, 6-16
A30	at #11 Louisville	L, 2-6
M3	Louisiana-Monroe*	L, 2-3
M4	Louisiana-Monroe*	W, 7-2
M5	Louisiana-Monroe*	W, 9-1
M10	Florida Atlantic*	L, 2-7
M11	Florida Atlantic*	L, 3-10
M12	Florida Atlantic*	L, 6-12
M14	at Evansville	W, 7-6
M16	at Middle Tennessee*	W, 11-8
M17	at Middle Tennessee*	W, 8-2
M18	at Middle Tennessee*	W, 3-2
M22	(1) Florida Atlantic	L, 4-5
M23	(1) Arkansas State	L, 4-10

* Sun Belt Conference Game
(1) Sun Belt Conference Tournament (Lafayette, La.)

2014 (29-28, 15-15 Sun Belt)

H: 20-8 • **A:** 9-17 • **N:** 1-3

Sun Belt - 5th

F15	Southern Illinois	L, 2-3
F16	Southern Illinois-1	W, 6-4
F16	Southern Illinois-2	W, 6-1
F18	at Belmont	L, 3-7
F21	UNC Asheville	W, 8-5
F22	UNC Asheville	W, 6-4
F23	UNC Asheville	W, 13-2
F25	at #4 Vanderbilt	W, 3-2
F28	(1) East Carolina	L, 1-2
M1	(1) Ohio State	L, 4-5
M2	(1) Pittsburgh	W, 3-2
M5	at Lipscomb	L, 2-10
M8	Illinois-1	W, 4-3
M8	Illinois-2	W, 5-3
M9	Illinois	W, 1-0
M11	at Georgia	L, 7-26
M12	at Georgia	L, 6-8
M14	at Georgia State*	L, 5-6
M15	at Georgia State-1*	W, 4-3
M15	at Georgia State-2*	W, 6-5
M18	at Kentucky	L, 3-10
M21	Texas State*	W, 4-1
M22	Texas State*	L, 4-13
M23	Texas State*	L, 5-7
M26	#10 Louisville	L, 3-5
M29	at #1 Louisiana-Lafayette-1*	W, 14-3
M29	at #1 Louisiana-Lafayette-2*	L, 9-10
M30	at #1 Louisiana-Lafayette*	L, 4-7
A1	Austin Peay	W, 5-2
A2	Lipscomb	W, 3-2
A4	Arkansas State*	W, 8-6
A5	Arkansas State*	W, 9-6
A6	Arkansas State*	L, 5-7
A11	at Troy*	W, 5-4
A12	at Troy*	L, 6-11
A13	at Troy*	L, 5-10
A16	at #18 Indiana	L, 0-1
A18	South Alabama*	L, 10-13
A19	South Alabama*	W, 7-2
A20	South Alabama*	W, 6-3
A22	at #12 Louisville	L, 1-3
A25	Arkansas-Little Rock*	W, 8-0
A26	Arkansas-Little Rock*	L, 5-7
A27	Arkansas-Little Rock*	W, 4-1

A29	at Austin Peay	W, 6-5
A30	Belmont	W, 13-3
M2	at Louisiana-Monroe*	W, 4-3
M3	at Louisiana-Monroe*	W, 11-2
M4	at Louisiana-Monroe*	L, 4-5
M9	at UT Arlington*	L, 3-5
M10	at UT Arlington*	L, 5-8
M11	at UT Arlington	L, 3-5
M15	Georgia State*	W, 10-1
M16	Georgia State*	W, 2-1
M17	Georgia State*	L, 4-5
M21	(2) Texas State	L, 3-4
M22	(2) Louisiana-Monroe	L, 6-8

* Sun Belt Conference Game

(1) Keith LeClair Classic (Greenville, N.C.)

(2) Sun Belt Conference Tournament (Mobile, Ala.)

2015 (24-28, 10-19 Conference USA)

H: 11-13 • **A:** 12-12 • **N:** 1-3

Conference USA - 11th

F13	(1) #14 Maryland	L, 3-7
F14	(1) at Coastal Carolina	W, 9-4
F21	vs. Evansville	W, 5-3
F22	vs. Evansville-1	L, 10-11
F22	vs. Evansville-2	L, 8-9
F24	at Belmont	L, 1-9
F25	at #1 Vanderbilt	L, 6-10
F28	Southern Illinois-1	W, 8-6
F28	Southern Illinois-2	W, 9-1
M1	Southern Illinois	W, 11-6
M3	Belmont	W, 5-2
M8	Ohio State	L, 1-10
M9	Ohio State	L, 4-6
M10	at #13 Mississippi State	L, 5-6
M11	at #13 Mississippi State	W, 3-1
M14	Old Dominion*-1	L, 1-3
M14	Old Dominion*-2	W, 6-3
M15	Old Dominion*	W, 9-5
M17	Lipscomb	W, 6-1
M20	at UTSA*	W, 5-4
M22	at UTSA*-1	W, 8-2
M22	at UTSA*-2	L, 0-12
M24	Kentucky	W, 12-3
M27	UAB*	L, 1-2
M28	UAB*	L, 5-6
M29	UAB*	L, 1-7
A3	at Louisiana Tech*	L, 1-20
A4	at Louisiana Tech*-1	W, 15-6
A4	at Louisiana Tech*-2	W, 3-1
A10	Southern Miss*	W, 5-0
A11	Southern Miss*	L, 3-15
A12	Southern Miss*	L, 3-6
A14	at Kentucky	W, 5-3
A15	Murray State	W, 5-4
A17	at FIU*	W, 6-4
A18	at FIU*	L, 4-6
A19	at FIU*	W, 17-2
A22	at #3 Louisville	W, 7-3
A24	#16 Rice*-1	L, 4-11
A24	#16 Rice*-2	L, 2-3
A26	#16 Rice*	L, 2-3
A28	Austin Peay	W, 6-5
A29	at Austin Peay	W, 10-6
M1	at Middle Tennessee*	L, 4-5

GENERAL

HILTOPPERS

2018 REVIEW

HISTORY

UNIVERSITY

OPPONENTS

M2	at Middle Tennessee*	L, 4-5
M3	at Middle Tennessee*	L, 2-9
M5	at Lipscomb	L, 5-6
M8	at Marshall*	L, 2-3
M9	at Marshall*	L, 3-5
M10	at Marshall*	W, 12-3
M14	#19 Florida Atlantic*	L, 2-13
M15	#19 Florida Atlantic*	L, 4-6

* Conference USA Game

(1) Caravelle Resort Tournament (Myrtle Beach, S.C.)



John Pawlowski

2016-Present (Two Seasons)

61-100 (.379)

2016 (24-30, 10-20 Conference USA)

H: 15-11 • A: 7-19 • N: 2-0

Conference USA - 10th

F19	Youngstown State	W, 5-3
F20	Youngstown State-1	L, 7-8
F20	Youngstown State-2	W, 11-1
F26	(1) Cincinnati	W, 5-2
F27	(1) South Alabama	W, 11-10
F28	(1) at Georgia	W, 8-7
M1	at Belmont	W, 10-4
M2	Lipscomb	W, 6-0
M4	at Jacksonville State	L, 4-5
M5	at Jacksonville State	L, 7-8
M6	at Jacksonville State	L, 7-9
M8	at Tennessee	W, 6-0
M11	Albany	W, 5-3
M12	Albany-1	W, 12-2
M12	Albany-2	L, 4-7
M15	at Kentucky	W, 14-6
M18	at Old Dominion-1*	L, 3-8
M18	at Old Dominion-2*	L, 2-4
M19	at Old Dominion*	L, 8-12
M22	Austin Peay	L, 2-16
M25	Middle Tennessee*	W, 3-1
M26	Middle Tennessee*	W, 10-4
M27	Middle Tennessee*	W, 2-1
M29	Louisville	L, 0-17
A2	at UAB-1*	L, 0-2
A2	at UAB-2*	W, 2-1
A3	at UAB*	W, 6-5
A5	Evansville	W, 6-5
A8	Louisiana Tech*	W, 6-3
A9	Louisiana Tech*	L, 9-12
A10	Louisiana Tech*	L, 1-3
A12	at #6 Louisville	L, 2-14
A15	at #19 Rice*	L, 3-9
A16	at #19 Rice-1*	L, 2-5
A16	at #19 Rice-2*	L, 2-3
A19	Belmont	W, 3-2
A20	at Evansville	L, 2-6
A22	UTSA*	W, 7-5
A23	UTSA*	W, 14-10
A24	UTSA*	W, 8-5
A26	at Lipscomb	W, 4-3
A29	FIU-1*	L, 7-8
A29	FIU-2*	L, 7-8
A30	FIU*	W, 3-2

M3	at #8 Vanderbilt	L, 1-6
M6	at #18 Southern Miss*	L, 5-12
M7	at #18 Southern Miss*	L, 0-3
M8	at #18 Southern Miss*	L, 4-13
M13	Marshall*	L, 1-8
M14	Marshall*	L, 1-14
M15	Marshall*	L, 2-5
M19	at #17 Florida Atlantic*	L, 3-4
M20	at #17 Florida Atlantic-1*	L, 2-10
M20	at #17 Florida Atlantic-2*	L, 1-4

* Conference USA Game

(1) Bulldog Invitational (Athens, Ga.)

2017 (16-39, 6-24 Conference USA)

H: 11-22 • A: 5-17

Conference USA - 12th

F17	Valparaiso	W, 6-5
F18	Valparaiso	W, 4-3
F19	Valparaiso	L, 2-5
F22	at Belmont	L, 3-11
F24	Jacksonville State	L, 2-3
F25	Jacksonville State	W, 14-4
F26	Jacksonville State	L, 5-9
F28	Lipscomb	L, 4-10
M1	at Kentucky	L, 2-17
M3	Ohio	W, 5-4
M4	Ohio	L, 0-3
M5	Ohio	L, 0-3
M7	Belmont	W, 3-2
M8	at Eastern Kentucky	L, 15-16
M10	Illinois State	W, 13-6
M12	Illinois State-1	L, 4-12
M12	Illinois State-2	L, 3-4
M14	at #24 Vanderbilt	L, 1-8
M18	UAB-1*	W, 9-6
M18	UAB-2*	L, 4-8
M19	UAB*	L, 0-5
M21	#19 Kentucky^	L, 3-4
M24	at Middle Tennessee*	W, 10-3
M25	at Middle Tennessee*	L, 9-10
M26	at Middle Tennessee*	W, 4-2
M28	at #2 Louisville	L, 1-11
M31	#25 Southern Miss*	L, 1-6
A1	#25 Southern Miss*	L, 0-5
A2	#25 Southern Miss*	L, 1-13
A4	Murray State	W, 10-9
A7	at UTSA*	L, 2-14
A8	at UTSA*	W, 4-3
A9	at UTSA*	L, 1-7
A13	Charlotte*	L, 4-6
A14	Charlotte*	L, 5-16
A15	Charlotte*	L, 1-3
A18	at Murray State	W, 8-5
A19	Austin Peay	L, 3-7
A21	Rice*	L, 4-8
A22	Rice-1*	L, 5-10
A23	Rice-2*	L, 2-13
A25	at Austin Peay	W, 22-17
A28	at Louisiana Tech*	L, 5-6
A29	at Louisiana Tech*	L, 1-7
A30	at Louisiana Tech*	L, 1-5
M2	Eastern Kentucky	W, 14-3
M5	at Marshall*	L, 2-3
M6	at Marshall*	L, 9-10
M7	at Marshall*	L, 0-8

M12	Florida Atlantic*W, 6-4
M13	Florida Atlantic*L, 3-5
M14	Florida Atlantic*W, 7-6
M18	at FIU*L, 6-23
M19	at FIU*L, 0-6
M20	at FIU*L, 2-11

* Conference USA Game

^ Indicates game played at Bowling Green Ballpark

2018 (21-31, 11-18 Conference USA)

H: 12-17 • A: 9-14

Conference USA - 10th

F17	at MemphisL, 0-4
F18	at Memphis-1W, 3-1
F18	at Memphis-2L, 1-7
F20	BelmontW, 4-1
F23	Northern Illinois-1W, 9-5
F23	Northern Illinois-2W, 1-0
F24	Northern IllinoisW, 10-2
F25	Northern IllinoisL, 0-5
F27	at #7 KentuckyL, 3-4
M2	West VirginiaL, 5-7
M3	West VirginiaL, 9-11
M4	West VirginiaL, 1-7
M6	at BelmontW, 15-7
M9	Bowling GreenW, 17-5
M10	Bowling Green-1W, 5-4
M10	Bowling Green-2W, 9-3
M13	Eastern KentuckyL, 5-7
M16	Middle Tennessee*L, 2-3
M17	Middle Tennessee*L, 7-8
M18	Middle Tennessee*W, 10-7
M21	#15 LouisvilleL, 5-8
M23	at Rice*L, 0-4
M24	at Rice*W, 5-4
M25	at Rice*W, 4-0
M27	at Eastern KentuckyW, 13-9
M29	UTSA*L, 0-5
M30	UTSA*L, 4-10
M31	UTSA*W, 9-5
A6	at #13 Southern Miss*L, 2-8
A7	at #13 Southern Miss*W, 7-1
A8	at #13 Southern Miss*L, 1-14
A10	at #15 VanderbiltL, 2-3
A13	Marshall-1*L, 5-6
A13	Marshall-2*W, 6-2
A15	Marshall*W, 7-5
A17	Tennessee TechL, 1-10
A20	at UAB*W, 13-5
A21	at UAB-1*L, 0-5
A21	at UAB-2*W, 8-5
A24	at LouisvilleL, 4-5
A27	Louisiana Tech*W, 6-1
A28	Louisiana Tech*L, 4-13
A29	Louisiana Tech*L, 2-4
M1	at Austin PeayL, 0-6
M4	at Charlotte*L, 2-4
M5	at Charlotte*L, 4-6
M6	at Charlotte*W, 9-8
M11	FIU*L, 6-10
M12	FIU*L, 3-6
M13	FIU*L, 4-8
M17	at Florida Atlantic*L, 2-15
M18	at Florida Atlantic*L, 5-6

* Conference USA Game

GENERAL

HILTOPPERS

2018 REVIEW

HISTORY

UNIVERSITY

OPPONENTS

Opponent	W	L	T	Last	Streak
Air Force	1	0	0	1969	W1
Akron	8	3	0	2006	W2
Alabama	6	11	0	1993	L5
Albany	7	3	0	2016	L1
Albion (Mich.)	2	0	0	1981	W2
Arkansas	0	2	0	1987	L2
Arkansas-Little Rock	47	34	0	2014	W1
Arkansas State	37	38	0	2014	L1
Asbury (Ky.)	2	0	0	2002	W2
Auburn	0	3	0	2011	L3
Auburn HS (Ky.)	2	0	0	1913	W2
Aurora (Ill.)	8	0	0	1982	W8
Austin Peay	97	60	1	2018	L1
Ball State	1	1	0	1983	W1
Baylor	1	2	0	2010	W1
Bellarmine	29	11	0	1991	W1
Belmont	24	24	0	2018	W3
Berea	1	0	0	1910	W1
Bethel (Ky.)	7	0	0	1959	W7
Bethel (Tenn.)	7	7	0	1927	L1
Birmingham Southern	1	0	0	1994	W1
Bowling Green	12	4	0	2018	W4
Bradley	4	3	0	2002	W2
Bradley Tech	0	1	0	1940	L1
Brescia	2	0	0	2009	W2
Butler	11	2	0	2012	W7
Campbellsville	28	4	0	1983	W16
Canisius	1	0	0	1979	W1
Capital	2	0	0	1972	W2
Castle Heights HS	1	0	0	1916	W1
Central Florida	11	9	0	2003	W1
Central Michigan	3	6	0	2013	W2
Central Normal (Ind.)	2	0	0	1924	W2
Centre	22	6	0	1975	W3
Charleston Southern	0	1	0	2001	L1
Charlotte	3	5	0	2018	W1
Cincinnati	6	0	0	2016	W6
Cleveland State	1	0	0	1982	W1
Coastal Carolina	1	3	0	2015	W1
College of Charleston	2	1	0	2011	L1
Columbus State (Ga.)	5	3	0	1986	W1
Cumberland (Ky.)	3	2	1	1937	W1
Cumberland (Tenn.)	12	4	1	1991	T1
Dayton	5	2	0	2004	W4
Defiance (Ohio)	1	0	0	1926	W1
DePaul	1	0	0	1942	W1
DuPont Manual HS	2	0	0	1913	W2
East Carolina	0	1	0	2014	L1
East Tennessee State	2	3	0	1978	L2
Eastern Illinois	12	4	0	1991	W4
Eastern Kentucky	75	62	2	2018	W1
Elkton HS	2	1	0	1912	W1
Evansville	39	32	2	2016	L1
Ferris State	4	2	0	1983	L2
FIU	32	35	0	2018	L6
Florida	0	6	0	1998	L6
Florida Atlantic	12	27	0	2018	L2
Florida State	1	14	0	2001	L8
Fort Knox	1	3	0	1952	L1
Franklin (Ind.)	2	0	0	1986	W2
Georgetown (Ky.)	5	0	0	1928	W5
Georgia	3	2	0	2016	W1
Georgia Southern	1	1	0	1979	L1
Georgia Southwestern	1	0	0	1977	W1

Opponent	W	L	T	Last	Streak
Georgia State	7	3	0	2014	L1
Georgia Tech	1	5	0	1997	L4
Glasgow HS	1	0	0	1912	W1
Grand Valley State	1	2	0	1982	L2
Hanover	1	0	0	1923	W1
Hillsdale HS	4	1	0	1961	W1
Hopkinsville HS	0	1	0	1938	L1
Houston	7	6	0	1990	L2
Huntington (Ind.)	5	0	0	1985	W5
Illinois	6	8	0	2014	W4
Illinois-Benedictine	1	0	0	1980	W1
Illinois-Chicago	2	1	0	2010	L1
Illinois State	12	14	0	2017	L2
Indiana	3	1	0	2014	L1
Indiana Southeast	4	1	0	1982	W2
Indiana State	5	4	1	1985	W1
Indiana Tech	4	0	0	1997	W4
Iowa	3	0	0	1981	W3
IPFW	2	1	0	2006	W2
IUPUI	5	1	0	1984	L1
Jacksonville	13	25	0	1998	L3
Jacksonville State	1	6	0	2017	L1
Kansas State	1	0	0	2011	W1
Kent State	4	3	0	2012	W1
Kentucky	28	35	0	2018	L3
Kentucky Southern	2	0	0	1969	W2
Kentucky State	2	0	0	2005	W2
Kentucky Wesleyan	54	26	0	2009	W16
La Salle	1	0	0	1984	W1
Lamar	3	10	0	1998	W1
Lincoln (Mo.)	2	0	0	1986	W2
Lindsey Wilson	9	1	0	1936	W5
Lipscomb	42	38	1	2017	L1
Louisiana-Lafayette	27	44	0	2014	L2
Louisiana Monroe	18	12	0	2014	L2
Louisiana Tech	17	21	0	2018	L2
Louisville	69	69	0	2018	L5
LSU	0	3	0	1996	L3
Marietta (Ga.)	0	2	0	1985	L2
Marshall	11	13	0	2018	W2
Maryland	0	2	0	2015	L2
McKendree (Ill.)	3	0	0	1980	W3
Memphis	1	3	0	2018	L1
Mercer	0	5	0	1992	L5
Miami (Fla.)	0	1	0	1978	L1
Miami (Ohio)	1	0	0	1951	W1
Michigan State	4	0	0	2003	W4
Middle Tennessee	126	105	2	2018	W1
Millikin (Ill.)	1	0	0	1952	W1
Mississippi State	1	3	0	2015	W1
Missouri	3	0	0	2009	W3
Missouri State	1	1	0	1986	L1
Morehead State	17	20	0	2006	L1
Morton Elliot	1	0	0	1922	W1
Murray State	66	65	1	2017	W3
NC State	0	1	0	1987	L1
Nevada	0	1	0	1993	L1
New Mexico State	5	12	0	2005	L4
New Orleans	30	25	0	2010	W8
New York Tech	1	0	0	2011	W1
North Alabama	2	0	0	1981	W2
North Florida	0	0	0	—	—
Northeastern Illinois	14	3	0	1997	L2
Northern Illinois	6	2	0	2018	L1

Opponent	W	L	T	Last	Streak
Northern Iowa	2	3	0	2003	W1
Northern Kentucky	0	0	0	—	—
Notre Dame	0	1	0	1926	L1
Oakland	3	0	0	2001	W3
Ohio	8	4	0	2017	L2
Ohio State	0	4	0	2015	L4
Ohio Wesleyan	1	0	0	1925	W1
Oklahoma	1	0	0	2007	W1
Oklahoma State	0	2	0	2008	L2
Old Dominion	4	7	0	2016	L3
Ole Miss	4	5	0	2011	W1
Olivet (Mich.)	1	0	0	1981	W1
Oregon State	0	1	0	2002	L1
Pacific	0	1	0	2011	L1
Pittsburgh	1	0	0	2014	W1
Port Huron	1	0	1	1965	T1
Presbyterian	3	4	0	1925	L4
Purdue	4	5	0	2008	W4
Quincy (Ill.)	2	0	0	1980	W2
Rice	4	16	0	2018	W2
Rollins	0	0	1	1984	T1
Saint Louis	7	5	0	2005	L1
St. Francis (N.Y.)	1	0	0	1993	W1
St. Joseph's (Ind.)	1	0	0	1979	W1
St. Joseph's (Pa.)	0	1	0	1983	L1
St. Mary's (Mich.)	8	4	0	1924	W1
St. Mary's (Minn.)	1	0	0	1985	W1
St. Xavier (Ill.)	2	1	0	1982	L1
Samford	6	1	0	1994	L1
San Diego State	1	3	0	2002	L2
Scottsville HS	1	0	0	1930	W1
Southeast Louisiana	2	2	0	1992	L1
Southeast Missouri St.	2	1	0	1995	W1
South Alabama	53	85	0	2016	W3
South Carolina	0	1	0	2007	L1
South Florida	30	26	0	1991	W5
Southern Illinois	15	26	0	2015	W5
Southern Indiana	9	3	0	1988	W4
Southern Miss	2	10	0	2018	L1
Springfield HS	1	0	0	1913	W1
Sue Bennett	1	0	0	1997	W1
Tampa	0	1	0	1980	L1
Temple	1	1	0	1983	W1
Tennessee	4	5	0	2016	W1
Tennessee State	6	1	0	1984	W5
Tennessee Tech	70	50	2	2018	L3
Texas	0	1	0	1987	L1
Texas A&M	2	0	0	2010	W2
Texas State	2	3	0	2014	L3
TCU	0	1	0	2008	L1
Thomas More	2	0	0	1980	W2
Toledo	5	2	0	2012	W1
Transylvania	5	0	0	1928	W5
Trevecca Nazarene	1	1	0	1978	L1
Troy	14	24	0	2014	L2
Tulane	0	1	0	2004	L1
UAB	34	32	0	2018	W1
UNC Asheville	3	0	0	2014	W3
UNC Wilmington	1	0	0	2007	W1
Union (Ky.)	2	0	0	1959	W2
Union (Tenn.)	3	0	0	1975	W3
UNLV	0	3	0	2004	L3
USC Upstate	1	0	0	1987	W1
UT Arlington	0	3	0	2014	L3

Opponent	W	L	T	Last	Streak
UT Martin	6	0	0	2004	W6
UTPA	7	8	0	2005	W1
UTSA	7	5	0	2018	W1
Valdosta State	2	4	0	1980	W2
Valparaiso	4	2	0	2017	L1
Vanderbilt	33	63	2	2018	L4
VCU	6	1	0	2010	W6
Villanova	1	0	0	1984	W1
Virginia	1	0	0	1976	W1
VMI	3	0	0	2013	W3
Wake Forest	0	1	0	2005	L1
Washington	0	1	0	2004	L1
Washington (Mo.)	3	1	0	1992	W3
Wayne State (Mich.)	4	0	0	1981	W4
West Virginia	0	3	0	2018	L3
Western Carolina	0	2	0	1990	L2
Western Illinois	9	4	0	2012	L1
Western Michigan	1	0	0	1977	W1
Wheaton (Ill.)	1	0	0	1962	W1
Winthrop	0	1	0	2005	L1
Wisconsin-Miwaukee	5	3	0	2006	W1
Wittenberg (Ohio)	0	2	0	1972	L2
Wofford	7	2	0	2005	L1
Wright State	3	1	0	2003	L1
Wyoming	1	0	0	1995	W1
Xavier	15	2	0	2007	W10
Yale	1	3	0	2000	L2
Youngstown State	8	1	0	2016	W1

Bold - 2019 Opponents

GENERAL

HILTOPPERS

2018 REVIEW

HISTORY

UNIVERSITY

OPPONENTS

Bowling Green, Ky.....L	3-4
3/21/99 Bowling Green, Ky.....W	10-3
4/17/99 Jonesboro, Ark.....W	13-4
Jonesboro, Ark.....L	0-1
4/18/99 Jonesboro, Ark.....W	9-3
4/14/00 Jonesboro, Ark.....W	4-0
4/15/00 Jonesboro, Ark.....W	8-2
4/16/00 Jonesboro, Ark.....W	5-0
3/23/01 Bowling Green, Ky.....L	7-12
3/24/01 Bowling Green, Ky.....W	15-4
3/25/01 Bowling Green, Ky.....W	8-4
3/31/02 Jonesboro, Ark.....W	7-3
Jonesboro, Ark.....W	7-4
5/24/02 Mobile, Ala.....W	9-8
(Sun Belt Tournament)	
4/4/03 Bowling Green, Ky.....W	2-1
4/5/03 Bowling Green, Ky.....L	1-6
4/9/04 Jonesboro, Ark.....W	10-4
4/10/04 Jonesboro, Ark.....W	17-10
4/11/04 Jonesboro, Ark.....L	6-10
5/7/05 Bowling Green, Ky.....L	6-10
Bowling Green, Ky.....W	13-10
5/8/05 Bowling Green, Ky.....L	9-16
5/5/06 Jonesboro, Ark.....L	4-21
5/6/06 Jonesboro, Ark.....W	7-6
5/7/06 Jonesboro, Ark.....L	12-15
4/13/07 Bowling Green, Ky.....L	5-8
4/14/07 Bowling Green, Ky.....W	10-3
4/15/07 Bowling Green, Ky.....L	4-6
4/18/08 Bowling Green, Ky.....W	8-1
4/19/08 Bowling Green, Ky.....W	7-6
4/20/08 Bowling Green, Ky.....W	13-5
4/17/09 Jonesboro, Ark.....W	3-2
4/18/09 Jonesboro, Ark.....L	6-8
4/19/09 Jonesboro, Ark.....W	3-0
4/2/10 Jonesboro, Ark.....W	4-3
4/3/10 Jonesboro, Ark.....L	4-6
4/4/10 Jonesboro, Ark.....L	1-3
4/15/11 Bowling Green, Ky.....W	3-2
4/16/11 Bowling Green, Ky.....W	13-2
4/17/11 Bowling Green, Ky.....L	3-4
4/13/12 Jonesboro, Ark.....L	0-5
4/14/12 Jonesboro, Ark.....W	8-3
4/15/12 Jonesboro, Ark.....L	3-6
4/5/13 Jonesboro, Ark.....L	0-6
4/6/13 Jonesboro, Ark.....W	4-2
4/7/13 Jonesboro, Ark.....L	3-5
5/23/13 Lafayette, La.....L	4-10
(Sun Belt Tournament)	
4/4/14 Bowling Green, Ky.....W	8-6
4/5/14 Bowling Green, Ky.....W	9-6
4/6/14 Bowling Green, Ky.....L	5-7

Asbury (Ky.) (2-0)
Home: 2-0

2/23/01 Bowling Green, Ky.....W	20-5
2/22/02 Bowling Green, Ky.....W	13-2

Auburn (0-3)
Away: 0-2; Neutral: 0-1

3/8/79 Auburn, Ala.....L	1-17
3/11/09 Auburn, Ala.....L	7-11
3/5/11 Charleston, S.C.....L	8-13
(College of Charleston Tour.)	

Auburn HS (Ky.) (2-0)
Home: 2-0

1913 Bowling Green, Ky.....W	4-3
1913 Bowling Green, Ky.....W	19-13

Aurora (Ill.) (8-0)
Home: 8-0

3/26/81 Bowling Green, Ky.....W	8-5
Bowling Green, Ky.....W	7-0
3/27/81 Bowling Green, Ky.....W	10-0
Bowling Green, Ky.....W	12-1
3/26/82 Bowling Green, Ky.....W	12-0
Bowling Green, Ky.....W	16-4
3/27/82 Bowling Green, Ky.....W	6-3
Bowling Green, Ky.....W	16-2

Austin Peay (97-60-1)
Home: 50-25-1; Away: 47-35

1933 Clarksville, Tenn.....L	7-14
1933 Bowling Green, Ky.....L	3-4
1934 Clarksville, Tenn.....W	18-4
1934 Bowling Green, Ky.....W	17-7
1937 Bowling Green, Ky.....W	9-2
1937 Clarksville, Tenn.....W	8-5
1938 Clarksville, Tenn.....W	10-8
1938 Bowling Green, Ky.....L	3-9
1939 Bowling Green, Ky.....W	3-1
1939 Clarksville, Tenn.....L	9-12
1948 Bowling Green, Ky.....W	17-12
1948 Clarksville, Tenn.....W	10-5
1949 Bowling Green, Ky.....W	3-1
1949 Clarksville, Tenn.....W	14-3
1950 Bowling Green, Ky.....W	4-2
1950 Clarksville, Tenn.....L	6-11
1951 Clarksville, Tenn.....L	3-7
1951 Bowling Green, Ky.....L	11-24
1957 Clarksville, Tenn.....L	4-5
1959 Clarksville, Tenn.....W	17-8
1959 Clarksville, Tenn.....W	6-5
1960 Clarksville, Tenn.....L	1-9
1961 Bowling Green, Ky.....W	9-0
1961 Clarksville, Tenn.....W	9-0
1962 Clarksville, Tenn.....L	6-7
1964 Clarksville, Tenn.....W	5-4
1964 Clarksville, Tenn.....W	3-1
1964 Clarksville, Tenn.....W	8-7
1964 Clarksville, Tenn.....W	13-0
1965 Bowling Green, Ky.....W	2-0
1965 Bowling Green, Ky.....W	5-3
1965 Clarksville, Tenn.....L	2-4
1965 Clarksville, Tenn.....L	7-10
1966 Clarksville, Tenn.....W	5-4

1966 Clarksville, Tenn.....L	2-11
1966 Bowling Green, Ky.....W	7-0
1966 Bowling Green, Ky.....L	1-3
1967 Bowling Green, Ky.....W	14-6
1967 Bowling Green, Ky.....W	2-1
1967 Clarksville, Tenn.....W	4-3
1967 Clarksville, Tenn.....L	5-6
1968 Bowling Green, Ky.....W	5-3
1968 Bowling Green, Ky.....W	4-0
1968 Clarksville, Tenn.....W	2-0
1968 Clarksville, Tenn.....L	6-7
1969 Bowling Green, Ky.....W	9-5
1969 Bowling Green, Ky.....W	6-2
1969 Clarksville, Tenn.....W	9-0
1969 Clarksville, Tenn.....W	11-4
1970 Bowling Green, Ky.....W	6-2
1970 Bowling Green, Ky.....L	1-2
1970 Clarksville, Tenn.....W	4-1
1970 Clarksville, Tenn.....L	5-11
1971 Bowling Green, Ky.....L	3-5
1971 Bowling Green, Ky.....W	5-4
1972 Clarksville, Tenn.....W	2-1
1972 Clarksville, Tenn.....L	0-12
1972 Bowling Green, Ky.....W	4-2
1972 Bowling Green, Ky.....L	3-6
1972 Clarksville, Tenn.....L	1-2
1972 Clarksville, Tenn.....W	5-2
1973 Bowling Green, Ky.....L	2-3
1973 Bowling Green, Ky.....L	3-4
1973 Bowling Green, Ky.....L	3-5
1973 Bowling Green, Ky.....W	4-3
1974 Clarksville, Tenn.....L	8-15
1974 Clarksville, Tenn.....W	6-3
1974 Clarksville, Tenn.....L	2-9
1974 Clarksville, Tenn.....W	4-3
1975 Bowling Green, Ky.....L	7-10
1975 Bowling Green, Ky.....W	6-0
1976 Clarksville, Tenn.....W	7-0
1976 Clarksville, Tenn.....W	2-1
1977 Clarksville, Tenn.....L	0-5
1977 Clarksville, Tenn.....W	7-4
1978 Bowling Green, Ky.....W	5-2
1978 Bowling Green, Ky.....L	1-3
1978 Clarksville, Tenn.....L	7-10
1978 Clarksville, Tenn.....W	7-3
1978 Bowling Green, Ky.....L	0-2
1978 Bowling Green, Ky.....T	2-2
4/8/79 Clarksville, Tenn.....L	2-3
4/25/79 Bowling Green, Ky.....W	7-1
Bowling Green, Ky.....L	3-4
4/6/80 Clarksville, Tenn.....W	5-4
Clarksville, Tenn.....W	9-8
4/24/80 Bowling Green, Ky.....W	5-3
Bowling Green, Ky.....W	16-1
3/29/81 Bowling Green, Ky.....W	1-9 (f)
4/30/81 Bowling Green, Ky.....W	9-12
(OVC Tournament)	
4/1/82 Bowling Green, Ky.....W	6-5
Bowling Green, Ky.....W	4-5
4/21/82 Clarksville, Tenn.....W	2-1
Clarksville, Tenn.....W	2-1

GENERAL
HILTOPPERS
2018 REVIEW
HISTORY
UNIVERSITY
OPPONENTS

3/31/83	Bowling Green, Ky.....L	4-5
4/12/83	Clarksville, Tenn.....W	21-15
3/29/84	Clarksville, Tenn.....L	1-2
4/11/84	Bowling Green, Ky.....W	13-9
4/3/85	Clarksville, Tenn.....W	5-3
4/15/86	Clarksville, Tenn.....L	5-6
4/29/86	Bowling Green, Ky.....W	7-2
4/29/87	Bowling Green, Ky.....W	10-8
4/5/88	Clarksville, Tenn.....W	26-13
4/19/88	Bowling Green, Ky.....W	20-7
4/12/89	Bowling Green, Ky.....L	4-5
4/18/89	Clarksville, Tenn.....W	13-6
4/11/90	Bowling Green, Ky.....W	10-5
4/23/90	Clarksville, Tenn.....W	12-10
2/28/91	Bowling Green, Ky.....L	6-9
4/10/91	Bowling Green, Ky.....W	7-2
5/7/91	Clarksville, Tenn.....W	10-5
4/1/92	Bowling Green, Ky.....W	10-2
4/27/92	Clarksville, Tenn.....L	3-4
5/11/92	Bowling Green, Ky.....W	5-3
4/27/93	Clarksville, Tenn.....L	6-18
4/28/93	Bowling Green, Ky.....W	10-5
4/21/94	Clarksville, Tenn.....W	14-6
4/26/94	Bowling Green, Ky.....W	4-2
4/20/95	Bowling Green, Ky.....W	8-4
4/25/95	Clarksville, Tenn.....L	4-5
4/2/96	Bowling Green, Ky.....L	3-17
4/17/96	Clarksville, Tenn.....W	8-4
4/2/97	Clarksville, Tenn.....L	8-22
4/16/97	Bowling Green, Ky.....W	9-3
4/8/98	Bowling Green, Ky.....L	8-9
4/15/98	Clarksville, Tenn.....W	6-4
4/7/99	Bowling Green, Ky.....L	4-12
5/6/99	Clarksville, Tenn.....W	13-1
4/18/00	Clarksville, Tenn.....W	7-5
4/4/01	Clarksville, Tenn.....L	12-14
4/10/01	Bowling Green, Ky.....W	8-2
4/2/02	Bowling Green, Ky.....W	14-2
4/16/02	Clarksville, Tenn.....L	7-8
4/8/03	Clarksville, Tenn.....W	9-2
4/14/04	Clarksville, Tenn.....W	13-1
4/27/05	Clarksville, Tenn.....L	4-5
5/17/05	Bowling Green, Ky.....W	29-13
4/4/06	Bowling Green, Ky.....L	9-12
4/18/06	Clarksville, Tenn.....L	5-11
4/24/07	Bowling Green, Ky.....L	5-6
3/26/08	Bowling Green, Ky.....L	3-9
4/14/09	Clarksville, Tenn.....L	4-7
4/28/09	Bowling Green, Ky.....W	14-4
3/2/10	Bowling Green, Ky.....W	14-7
4/13/10	Clarksville, Tenn.....W	14-7
3/22/11	Bowling Green, Ky.....W	5-2
4/12/11	Clarksville, Tenn.....W	17-6
3/21/12	Clarksville, Tenn.....W	12-8
3/6/13	Clarksville, Tenn.....L	6-7
4/3/13	Bowling Green, Ky.....L	1-3
4/28/15	Bowling Green, Ky.....W	6-5
4/29/15	Clarksville, Tenn.....W	10-6
3/22/16	Bowling Green, Ky.....L	2-16
4/19/17	Bowling Green, Ky.....L	3-7
4/25/17	Clarksville, Tenn.....W	22-17

5/1/18	Clarksville, Tenn.....L	0-6
Ball State (1-1)		
Home: 1-1		
2/26/83	Bowling Green, Ky.....L	5-6
	Bowling Green, Ky.....W	9-4
Baylor (1-2)		
Away: 1-2		
3/12/87	Waco, Texas.....L	5-11
3/13/87	Waco, Texas.....L	6-8
2/28/10	Waco, Texas.....W	6-2
Bellarmino (29-11)		
Home: 20-4; Away: 9-7		
1960	Bowling Green, Ky.....L	2-5
1960	Louisville, Ky.....W	4-3
1961	Bowling Green, Ky.....W	1-0
1961	Louisville, Ky.....W	5-4
1962	Bowling Green, Ky.....W	5-0
1962	Louisville, Ky.....L	5-9
1963	Bowling Green, Ky.....W	9-0
1965	Louisville, Ky.....W	9-7
1966	Bowling Green, Ky.....W	12-1
1967	Bowling Green, Ky.....W	10-2
1967	Louisville, Ky.....W	9-2
1968	Bowling Green, Ky.....W	4-3
1970	Bowling Green, Ky.....W	3-0
1970	Bowling Green, Ky.....W	3-0
1973	Bowling Green, Ky.....L	5-7
1973	Bowling Green, Ky.....W	8-0
1973	Louisville, Ky.....L	0-2
1973	Louisville, Ky.....L	4-5
1974	Bowling Green, Ky.....W	1-0
1974	Bowling Green, Ky.....W	5-4
1974	Louisville, Ky.....L	7-8
1974	Louisville, Ky.....W	7-6
1975	Bowling Green, Ky.....W	7-1
1975	Bowling Green, Ky.....L	0-3
1977	Bowling Green, Ky.....W	5-3
1977	Bowling Green, Ky.....W	10-5
1977	Louisville, Ky.....W	8-7
1977	Louisville, Ky.....W	13-6
3/15/83	Bowling Green, Ky.....W	6-5
	Bowling Green, Ky.....L	0-5
3/15/84	Louisville, Ky.....L	4-7
4/11/85	Bowling Green, Ky.....W	5-4
3/26/86	Louisville, Ky.....W	6-4
4/8/86	Bowling Green, Ky.....W	14-5
3/5/87	Louisville, Ky.....W	6-1
3/24/87	Bowling Green, Ky.....W	4-1
3/16/88	Louisville, Ky.....L	5-6
3/29/88	Bowling Green, Ky.....W	11-5
4/4/89	Louisville, Ky.....L	3-5
4/17/91	Bowling Green, Ky.....W	4-0

Belmont (24-24)		
Home: 13-10; Away: 11-14		
1954	Bowling Green, Ky.....W	9-8
1954	Nashville, Tenn.....W	12-9
1955	Nashville, Tenn.....W	5-3
1955	Bowling Green, Ky.....L	11-14
1958	Nashville, Tenn.....W	8-7
1958	Bowling Green, Ky.....W	9-2
1959	Bowling Green, Ky.....L	7-13
1959	Nashville, Tenn.....W	9-0
1960	Nashville, Tenn.....L	6-8
1961	Nashville, Tenn.....L	0-13
1963	Bowling Green, Ky.....L	3-4
1963	Nashville, Tenn.....W	7-1
1964	Nashville, Tenn.....L	6-7
1964	Bowling Green, Ky.....W	16-6
1965	Bowling Green, Ky.....L	0-5
1965	Nashville, Tenn.....L	1-3
1970	Bowling Green, Ky.....W	5-2
1970	Bowling Green, Ky.....W	3-1
3/16/99	Nashville, Tenn.....W	16-3
2/22/00	Nashville, Tenn.....W	8-1
3/12/03	Bowling Green, Ky.....L	1-4
3/9/04	Nashville, Tenn.....L	3-9
3/23/05	Nashville, Tenn.....L	8-9
2/21/06	Nashville, Tenn.....L	4-7
5/3/06	Bowling Green, Ky.....L	7-15
4/10/07	Bowling Green, Ky.....W	6-5
3/5/08	Nashville, Tenn.....L	1-6
3/18/08	Bowling Green, Ky.....W	14-6
3/3/09	Bowling Green, Ky.....L	8-12
3/4/09	Nashville, Tenn.....W	7-1
3/2/10	Nashville, Tenn.....L	3-5
4/7/10	Bowling Green, Ky.....W	3-2
3/15/11	Nashville, Tenn.....W	11-6
3/30/11	Bowling Green, Ky.....L	8-9
3/20/12	Bowling Green, Ky.....L	5-6
4/17/12	Nashville, Tenn.....L	0-7
2/26/13	Nashville, Tenn.....L	4-13
2/27/13	Bowling Green, Ky.....L	6-7
2/18/14	Nashville, Tenn.....L	3-7
4/30/14	Bowling Green, Ky.....W	13-3
2/24/15	Nashville, Tenn.....L	1-9
3/03/15	Bowling Green, Ky.....W	5-2
3/1/16	Nashville, Tenn.....W	10-4
4/19/16	Bowling Green, Ky.....W	3-2
2/22/17	Nashville, Tenn.....L	3-11
3/7/17	Bowling Green, Ky.....W	3-2
2/20/18	Bowling Green, Ky.....W	4-1
3/6/18	Nashville, Tenn.....W	15-7
Berea (1-0)		
Away: 1-0		
1910	Berea, Ky.....W	6-4
Bethel (Ky.) (7-0)		
Home: 3-0; Away: 4-0		
1926	Bethel, Ky.....W	12-0
1926	Bowling Green, Ky.....W	6-3
1927	Bethel, Ky.....W	1-0

1927	Bethel, Ky.	W	1-0
1928	Bowling Green, Ky.....	W	9-5
1959	Bowling Green, Ky.....	W	24-2
1959	Bethel, Ky.	W	9-0

Bethel (Tenn.) (7-7)
Home: 2-4; Away: 5-3

1914	Bowling Green, Ky.....	L	1-3
1914	Bowling Green, Ky.....	W	9-5
1924	McKenzie, Tenn.....	L	5-7
1925	Bowling Green, Ky.....	L	3-5
1925	Bowling Green, Ky.....	W	9-8
1925	McKenzie, Tenn.....	W	6-5
1925	McKenzie, Tenn.....	L	2-4
1925	McKenzie, Tenn.....	W	1-0
1925	McKenzie, Tenn.....	W	7-0
1926	McKenzie, Tenn.....	W	2-1
1926	McKenzie, Tenn.....	L	3-6
1926	Bowling Green, Ky.....	L	2-3
1927	McKenzie, Tenn.....	W	2-0
1927	Bowling Green, Ky.....	L	3-4

Birmingham Southern (1-0)
Away: 1-0

2/26/94	Birmingham, Ala.....	W	3-1
---------	----------------------	---	-----

Bowling Green (12-4)
Home: 12-4

3/24/85	Bowling Green, Ky.....	W	2-1
3/16/02	Bowling Green, Ky.....	L	1-3
	Bowling Green, Ky.....	W	6-2
3/17/02	Bowling Green, Ky.....	W	8-7
2/22/08	Bowling Green, Ky.....	W	11-4
2/23/08	Bowling Green, Ky.....	L	9-12
2/24/08	Bowling Green, Ky.....	W	14-9
2/18/11	Bowling Green, Ky.....	W	12-1
2/19/11	Bowling Green, Ky.....	W	8-7
2/20/11	Bowling Green, Ky.....	W	12-3
2/15/13	Bowling Green, Ky.....	L	8-9
2/16/13	Bowling Green, Ky.....	L	2-3
2/17/13	Bowling Green, Ky.....	W	4-3
3/9/18	Bowling Green, Ky.....	W	17-5
3/10/18	Bowling Green, Ky.....	W	5-4
	Bowling Green, Ky.....	W	9-3

Bradley (4-3)
Home: 4-2; Away: 0-1

1971	Peoria, Ill.	L	0-4
3/9/91	Bowling Green, Ky.....	W	7-6
	Bowling Green, Ky.....	L	4-16
3/10/91	Bowling Green, Ky.....	W	7-0
	Bowling Green, Ky.....	L	3-7
3/2/02	Bowling Green, Ky.....	W	4-3
	Bowling Green, Ky.....	W	12-3

Bradley Tech (0-1)
Home: 0-1

1940	Bowling Green, Ky.....	L	4-6
------	------------------------	---	-----

Brescia (2-0)
Home: 2-0

4/18/02	Bowling Green, Ky.....	W	8-4
3/24/09	Bowling Green, Ky. ...	W	4-3

Butler (11-2)
Home: 10-2; Neutral: 1-0

3/11/81	Panama City, Fla.....	W	7-2
3/20/90	Bowling Green, Ky.....	L	2-4
	Bowling Green, Ky.....	W	12-4
3/15/91	Bowling Green, Ky.....	W	6-0
3/16/91	Bowling Green, Ky.....	W	6-0
	Bowling Green, Ky.....	L	3-4
2/22/97	Bowling Green, Ky.....	W	8-3
	Bowling Green, Ky.....	W	2-1
2/23/97	Bowling Green, Ky.....	W	8-3
3/3/06	Bowling Green, Ky.....	W	9-3
3/4/06	Bowling Green, Ky.....	W	12-10
3/5/06	Bowling Green, Ky.....	W	3-2
3/13/12	Bowling Green, Ky.....	W	13-2

Campbellsville (28-4)
Home: 17-2; Away: 11-2

1960	Campbellsville, Ky.	W	11-5
1961	Bowling Green, Ky.....	L	8-9
1961	Bowling Green, Ky.....	W	6-3
1962	Bowling Green, Ky.....	W	20-0
1962	Campbellsville, Ky.	W	8-6
1962	Campbellsville, Ky.	W	4-3
1963	Bowling Green, Ky.....	W	11-0
1963	Bowling Green, Ky.....	W	8-7
1963	Campbellsville, Ky.....	L	5-6
1966	Bowling Green, Ky.....	W	16-10
1967	Bowling Green, Ky.....	W	10-2
1967	Campbellsville, Ky.	W	3-0
1968	Bowling Green, Ky.....	W	15-2
1969	Campbellsville, Ky.	L	1-4
1969	Campbellsville, Ky.	W	6-2
1970	Bowling Green, Ky.....	L	1-2
1970	Bowling Green, Ky.....	W	7-2
1972	Bowling Green, Ky.....	W	6-4
1972	Bowling Green, Ky.....	W	5-3
1973	Bowling Green, Ky.....	W	6-1
1973	Bowling Green, Ky.....	W	10-2
1973	Campbellsville, Ky.	W	5-1
1973	Campbellsville, Ky.	W	7-0
1974	Bowling Green, Ky.....	W	6-1
1974	Bowling Green, Ky.....	W	3-2
1974	Campbellsville, Ky.	W	17-6
1974	Campbellsville, Ky.	W	16-7
1977	Campbellsville, Ky.	W	20-0
1978	Bowling Green, Ky.....	W	15-4
5/6/80	Bowling Green, Ky.....	W	12-11
5/4/81	Campbellsville, Ky.	W	11-4
4/21/83	Bowling Green, Ky.....	W	5-4

Canisius (1-0)
Neutral: 1-0

3/15/79	N/A.....	W	17-4
---------	----------	---	------

Capital (2-0)
Home: 2-0

1972	Bowling Green, Ky.....	W	8-3
1972	Bowling Green, Ky.....	W	6-5

Castle Heights HS (1-0)
Neutral: 0-1

1916	N/A.....	W	11-2
------	----------	---	------

Central Florida (11-9)
Home: 2-1; Away: 9-8

3/6/83	Orlando, Fla.	W	8-2
3/7/83	Orlando, Fla.	L	0-1
3/8/83	Orlando, Fla.	W	5-3
3/9/83	Orlando, Fla.	L	10-11
3/8/84	Orlando, Fla.	L	2-12
2/9/90	Orlando, Fla.	W	9-3
2/10/90	Orlando, Fla.	L	3-13
	Orlando, Fla.	W	4-2
2/15/91	Orlando, Fla.	W	14-12
2/16/91	Orlando, Fla.	L	2-4
2/17/91	Orlando, Fla.	L	5-6
4/3/92	Orlando, Fla.	W	7-4
4/4/92	Orlando, Fla.	W	10-7
4/5/92	Orlando, Fla.	L	3-4
4/24/92	Bowling Green, Ky.....	W	12-7
4/25/92	Bowling Green, Ky.....	W	26-12
4/26/92	Bowling Green, Ky.....	L	4-12
2/14/03	Orlando, Fla.	W	4-2
2/15/03	Orlando, Fla.	L	5-6
2/16/03	Orlando, Fla.	W	4-3

Central Michigan (3-6)
Home: 3-6

2/25/05	Bowling Green, Ky.....	W	7-6
2/26/05	Bowling Green, Ky.....	L	1-4
	Bowling Green, Ky.....	L	4-8
2/27/05	Bowling Green, Ky.....	L	1-5
2/17/06	Bowling Green, Ky.....	L	5-15
	Bowling Green, Ky.....	L	6-20
2/22/13	Bowling Green, Ky.....	L	2-4
2/23/13	Bowling Green, Ky.....	W	12-6
2/24/13	Bowling Green, Ky.....	W	4-2

Central Normal (Ind.) (2-0)
Home: 2-0

1924	Bowling Green, Ky.....	W	12-1
1924	Bowling Green, Ky.....	W	7-3

Centre (22-6)
Home: 8-1; Away: 14-5

1928	Danville, Ky.....	W	7-5
1928	Danville, Ky.....	W	4-3

GENERAL

HILTOPPERS

2018 REVIEW

HISTORY

UNIVERSITY

OPPONENTS

1928	Danville, Ky.....	W	6-0
1929	Danville, Ky.....	L	4-8
1929	Danville, Ky.....	W	19-5
1929	Bowling Green, Ky.....	W	8-3
1929	Bowling Green, Ky.....	L	8-10
1946	Danville, Ky.....	W	18-11
1947	Danville, Ky.....	L	7-8
1948	Danville, Ky.....	L	9-10
1951	Bowling Green, Ky.....	W	3-2
1951	Danville, Ky.....	W	16-2
1967	Danville, Ky.....	W	14-4
1967	Danville, Ky.....	W	12-6
1968	Bowling Green, Ky.....	W	5-4
1968	Bowling Green, Ky.....	W	3-0
1969	Danville, Ky.....	W	3-2
1969	Danville, Ky.....	L	1-2
1970	Danville, Ky.....	W	21-5
1970	Danville, Ky.....	W	6-5
1971	Danville, Ky.....	W	8-1
1971	Danville, Ky.....	W	5-3
1972	Bowling Green, Ky.....	W	6-1
1972	Bowling Green, Ky.....	W	7-5
1974	Danville, Ky.....	L	4-7
1974	Danville, Ky.....	W	10-2
1975	Bowling Green, Ky.....	W	8-0
1975	Bowling Green, Ky.....	W	3-2

Charleston Southern (0-1)
Away: 0-1

2/11/01	Charleston, S.C.....	L	3-4
---------	----------------------	---	-----

Charlotte (3-5)
Home: 1-3; Away: 2-2

5/10/87	Charlotte, N.C.....	W	9-4
5/18/88	Bowling Green, Ky.....	W	10-2
	(Sun Belt Tournament)		
4/13/17	Bowling Green, Ky.....	L	4-6
4/14/17	Bowling Green, Ky.....	L	5-16
4/15/17	Bowling Green, Ky.....	L	1-3
5/4/18	Charlotte, N.C.....	L	2-4
5/5/18	Charlotte, N.C.....	L	4-6
5/6/18	Charlotte, N.C.....	W	9-8

Cincinnati (6-0)
Home: 4-0; Away: 1-0;
Neutral: 1-0

1937	Cincinnati, Ohio.....	W	10-6
3/22/90	Bowling Green, Ky.....	W	7-6
3/1/98	Bowling Green, Ky.....	W	6-1
2/26/99	Bowling Green, Ky.....	W	10-0
2/28/99	Bowling Green, Ky.....	W	13-10
2/26/16	Athens, Ga.....	W	5-2
	(Bulldog Invitational)		

Cleveland State (1-0)
Home: 1-0

3/19/82	Bowling Green, Ky.....	W	2-0
---------	------------------------	---	-----

Coastal Carolina (1-3)

Away: 1-3

2/11/89	Conway, S.C.....	L	3-10
2/12/89	Conway, S.C.....	L	7-16
2/26/11	Myrtle Beach, S.C.....	L	1-6
2/14/15	Myrtle Beach, S.C.....	W	9-4

College of Charleston (2-1)

Away: 2-1

2/9/01	Charleston, S.C.....	W	10-3
2/10/01	Charleston, S.C.....	W	7-5
3/4/11	Charleston, S.C.....	L	5-7

Columbus State (Ga.) (5-3)

Home: 2-1; Away: 3-2

1978	Columbus, Ga.....	L	2-3
3/9/79	Columbus, Ga.....	W	6-1
	Columbus, Ga.....	W	7-2
3/22/80	Columbus, Ga.....	W	13-4
	Columbus, Ga.....	L	5-6
5/10/86	Bowling Green, Ky.....	W	10-2
	Bowling Green, Ky.....	L	2-4
5/11/86	Bowling Green, Ky.....	W	7-3

Cumberland (Ky.) (3-2-1)

Home: 1-0; Away: 2-2-1

1916	Williamsburg, Ky.....	T	0-0
1916	Williamsburg, Ky.....	W	6-4
1923	Bowling Green, Ky.....	W	5-4
1923	Williamsburg, Ky.....	L	2-10
1937	Williamsburg, Ky.....	L	6-7
1937	Williamsburg, Ky.....	W	15-2

Cumberland (Tenn.) (12-4-1)

Home: 5-2; Away: 7-2-1

4/17/84	Lebanon, Tenn.....	W	5-2
	Lebanon, Tenn.....	W	1-0
4/26/84	Lebanon, Tenn.....	L	4-5
2/28/85	Lebanon, Tenn.....	W	11-2
	Lebanon, Tenn.....	W	3-2
4/8/85	Bowling Green, Ky.....	L	5-13
4/18/85	Bowling Green, Ky.....	W	6-1
3/1/86	Lebanon, Tenn.....	L	2-3
	Lebanon, Tenn.....	W	4-3
4/16/86	Bowling Green, Ky.....	W	11-8
3/3/87	Bowling Green, Ky.....	W	10-5
3/23/87	Bowling Green, Ky.....	W	7-4
4/1/87	Lebanon, Tenn.....	W	17-3
3/22/88	Bowling Green, Ky.....	W	11-6
3/14/89	Lebanon, Tenn.....	W	9-8
3/23/89	Bowling Green, Ky.....	L	3-10
4/11/91	Lebanon, Tenn.....	T	6-6

Dayton (5-2)

Home: 5-2

3/9/02	Bowling Green, Ky.....	W	7-6
	Bowling Green, Ky.....	L	4-6
3/10/02	Bowling Green, Ky.....	L	2-9

3/4/03	Bowling Green, Ky.....	W	3-0
3/6/04	Bowling Green, Ky.....	W	4-3
	Bowling Green, Ky.....	W	5-3
3/7/04	Bowling Green, Ky.....	W	16-6

Defiance (Ohio) (1-0)

Home: 1-0

1926	Bowling Green, Ky.....	W	7-2
------	------------------------	---	-----

DePaul (1-0)

Home: 1-0

1942	Bowling Green, Ky.....	W	7-6
------	------------------------	---	-----

DuPont Manual HS (2-0)

Home: 2-0

1912	Bowling Green, Ky.....	W	4-0
1913	Bowling Green, Ky.....	W	3-2

East Carolina (0-1)

Away: 0-1

2/28/14	Greenville, N.C.....	L	1-2
---------	----------------------	---	-----

East Tennessee State (2-3)

Home: 1-3; Away: 1-0

1958	Johnson City, Tenn...	W	4-3
1960	Bowling Green, Ky.....	L	2-3
1978	Bowling Green, Ky.....	W	8-4
	(OVC Tournament)		
1978	Bowling Green, Ky.....	L	2-3
	(OVC Tournament)		
1978	Bowling Green, Ky.....	L	5-7
	(OVC Tournament)		

Eastern Illinois (12-4)

Home: 12-4

1978	Bowling Green, Ky.....	W	11-8
1978	Bowling Green, Ky.....	L	1-5
1978	Bowling Green, Ky.....	L	4-10
3/29/79	Bowling Green, Ky.....	W	4-0
	Bowling Green, Ky.....	W	7-1
3/30/79	Bowling Green, Ky.....	W	9-4
3/26/88	Bowling Green, Ky.....	L	5-7
3/27/88	Bowling Green, Ky.....	W	6-3
	Bowling Green, Ky.....	W	7-6
3/25/89	Bowling Green, Ky.....	W	9-0
	Bowling Green, Ky.....	W	2-1
3/26/89	Bowling Green, Ky.....	L	2-1
3/16/90	Bowling Green, Ky.....	W	13-5
2/23/91	Bowling Green, Ky.....	W	5-2
	Bowling Green, Ky.....	W	20-2
2/24/91	Bowling Green, Ky.....	W	6-1

Eastern Kentucky (75-62-2)

Home: 47-21-1; Away: 28-41-1

1910	Bowling Green, Ky.....	W	6-0
	(First Game in WKU History)		
1910	Richmond, Ky.....	L	0-5

1912	Richmond, Ky.....	W	4-2	1971	Bowling Green, Ky.....	L	5-6	5/10/00	Richmond, Ky.....	W	16-6	
1912	Bowling Green, Ky.....	W	4-0	1971	Bowling Green, Ky.....	W	7-4	4/25/01	Bowling Green, Ky.....	W	17-3	
1913	Richmond, Ky.....	L	0-4	1972	Richmond, Ky.....	L	4-5	5/9/01	Richmond, Ky.....	L	4-5	
1913	Richmond, Ky.....	L	2-3	1972	Richmond, Ky.....	L	0-1	3/12/02	Bowling Green, Ky.....	W	3-2	
1913	Bowling Green, Ky.....	W	6-5	1972	Bowling Green, Ky.....	L	4-5	5/15/02	Richmond, Ky.....	W	11-0	
1913	Bowling Green, Ky.....	W	22-0	1972	Bowling Green, Ky.....	W	7-0	3/26/03	Richmond, Ky.....	L	8-12	
1914	Richmond, Ky.....	L	0-1	1972	Richmond, Ky.....	W	3-2	5/14/03	Bowling Green, Ky.....	W	9-8	
1914	Richmond, Ky.....	W	11-3	1972	Richmond, Ky.....	L	0-1	3/21/04	Bowling Green, Ky.....	L	6-16	
1916	Richmond, Ky.....	W	10-0	1973	Richmond, Ky.....	W	8-1	5/12/04	Richmond, Ky.....	W	20-11	
1916	Richmond, Ky.....	W	7-2	1973	Richmond, Ky.....	T	1-1	4/13/05	Bowling Green, Ky.....	W	9-5	
1922	Bowling Green, Ky.....	W	5-4	1973	Bowling Green, Ky.....	W	8-1	5/11/05	Richmond, Ky.....	W	11-10	
1922	Bowling Green, Ky.....	W	12-5	1973	Bowling Green, Ky.....	W	5-2	4/5/06	Bowling Green, Ky.....	W	9-5	
1928	Bowling Green, Ky.....	W	N/A	1974	Bowling Green, Ky.....	W	7-3	5/16/06	Richmond, Ky.....	W	14-4	
1929	Bowling Green, Ky.....	W	9-8	1974	Bowling Green, Ky.....	L	3-4	4/11/07	Bowling Green, Ky.....	W	16-7	
1929	Bowling Green, Ky.....	W	16-2	1975	Richmond, Ky.....	L	4-5	4/25/07	Richmond, Ky.....	L	11-16	
1935	Richmond, Ky.....	L	1-6	1975	Richmond, Ky.....	L	10-11	4/9/08	Bowling Green, Ky.....	L	5-9	
1936	Richmond, Ky.....	L	0-3	1977	Bowling Green, Ky.....	W	4-3	3/17/09	Richmond, Ky.....	L	7-8	
1937	Richmond, Ky.....	L	9-10	1977	Bowling Green, Ky.....	W	9-3	4/22/09	Bowling Green, Ky.....	W	11-9	
1937	Richmond, Ky.....	L	2-7	4/7/79	Bowling Green, Ky.....	W	3-0	5/4/11	Richmond, Ky.....	L	2-4	
1938	Richmond, Ky.....	L	7-9		Bowling Green, Ky.....	L	3-4	5/15/12	Bowling Green, Ky.....	W	11-7	
1938	Richmond, Ky.....	L	4-5	4/22/79	Richmond, Ky.....	W	16-6	3/8/17	Richmond, Ky.....	L	15-16	
1938	Bowling Green, Ky.....	L	0-10		Richmond, Ky.....	W	12-1	5/2/17	Bowling Green, Ky.....	W	14-3	
1938	Bowling Green, Ky.....	L	5-12	4/5/80	Bowling Green, Ky.....	W	4-1	3/13/18	Bowling Green, Ky.....	L	5-7	
1939	Bowling Green, Ky.....	L	6-12		Bowling Green, Ky.....	W	20-0	3/27/18	Richmond, Ky.....	W	13-9	
1939	Bowling Green, Ky.....	W	11-10	4/20/80	Richmond, Ky.....	W	6-5					
1939	Richmond, Ky.....	W	15-14		Richmond, Ky.....	W	12-8					
1939	Richmond, Ky.....	L	4-5	4/11/81	Richmond, Ky.....	W	3-1					
1940	Richmond, Ky.....	W	5-0		Richmond, Ky.....	W	18-6					
1940	Richmond, Ky.....	L	6-7	4/16/81	Bowling Green, Ky.....	L	0-4		1912	Bowling Green, Ky.....	W	5-1
1940	Bowling Green, Ky.....	W	16-6	4/17/81	Bowling Green, Ky.....	W	11-6		1912	Elkton, Ky.....	L	0-3
1940	Bowling Green, Ky.....	L	2-9	4/30/81	Bowling Green, Ky.....	L	8-11		1912	Elkton, Ky.....	W	13-3
1941	Bowling Green, Ky.....	L	8-9		(OVC Tournament)							
1942	Richmond, Ky.....	L	2-3	5/1/82	Bowling Green, Ky.....	W	6-3					
1942	Richmond, Ky.....	W	11-1		(OVC Tournament)							
1946	Richmond, Ky.....	W	8-7	3/31/84	Bowling Green, Ky.....	W	5-3					
1946	Bowling Green, Ky.....	W	6-2		Bowling Green, Ky.....	L	4-8		1926	Bowling Green, Ky.....	L	3-6
1947	Richmond, Ky.....	L	0-6	5/6/84	Richmond, Ky.....	L	1-4		1926	Bowling Green, Ky.....	W	5-3
1948	Bowling Green, Ky.....	L	4-10		Richmond, Ky.....	L	4-7		1926	Bowling Green, Ky.....	W	24-4
1948	Richmond, Ky.....	L	5-7	3/23/88	Bowling Green, Ky.....	L	8-9		1926	Evansville, Ind.....	W	5-4
1950	Bowling Green, Ky.....	W	2-1	3/24/88	Bowling Green, Ky.....	W	9-2		1946	Bowling Green, Ky.....	W	12-6
1951	Richmond, Ky.....	L	5-6	3/15/89	Bowling Green, Ky.....	W	6-2		1946	Evansville, Ind.....	W	20-9
1951	Bowling Green, Ky.....	W	16-11	5/11/89	Richmond, Ky.....	L	4-14		1947	Evansville, Ind.....	L	5-6
1951	Bowling Green, Ky.....	W	4-3	3/27/90	Bowling Green, Ky.....	L	2-10		1947	Evansville, Ind.....	L	1-6
	(OVC Tournament)			5/10/90	Richmond, Ky.....	W	14-7		1948	Bowling Green, Ky.....	L	1-5
1951	Bowling Green, Ky.....	L	2-3	3/6/91	Bowling Green, Ky.....	W	8-2		1948	Evansville, Ind.....	L	0-14
	(OVC Tournament)			5/8/91	Richmond, Ky.....	L	3-4		1949	Evansville, Ind.....	L	1-8
1951	Bowling Green, Ky.....	W	8-6	3/24/92	Richmond, Ky.....	W	20-3		1950	Evansville, Ind.....	W	12-4
	(OVC Tournament)			3/10/93	Richmond, Ky.....	W	15-4		1950	Bowling Green, Ky.....	W	12-4
1952	Richmond, Ky.....	L	3-4	4/6/93	Bowling Green, Ky.....	W	9-6		1951	Bowling Green, Ky.....	W	2-1
	(OVC Tournament)			3/31/94	Bowling Green, Ky.....	W	7-1		1951	Evansville, Ind.....	W	14-4
1952	Richmond, Ky.....	W	1-0	5/11/94	Richmond, Ky.....	L	10-11		1952	Evansville, Ind.....	L	8-10
	(OVC Tournament)			3/29/95	Richmond, Ky.....	L	6-8		1952	Bowling Green, Ky.....	W	8-5
1952	Richmond, Ky.....	W	9-4	4/12/95	Bowling Green, Ky.....	W	14-9		1953	Bowling Green, Ky.....	W	17-2
	(OVC Tournament)			3/26/96	Richmond, Ky.....	L	5-6		1953	Evansville, Ind.....	W	8-6
1954	Bowling Green, Ky.....	L	5-6	4/9/96	Bowling Green, Ky.....	W	10-7		1954	Bowling Green, Ky.....	W	6-1
1954	Richmond, Ky.....	L	5-6	3/25/97	Richmond, Ky.....	L	5-10		1954	Evansville, Ind.....	W	10-6
1954	Richmond, Ky.....	L	0-8	4/30/97	Bowling Green, Ky.....	W	10-6		1956	Bowling Green, Ky.....	T	6-6
1958	Bowling Green, Ky.....	W	4-3	5/5/98	Richmond, Ky.....	W	17-6		1956	Evansville, Ind.....	W	5-4
1959	Richmond, Ky.....	L	0-10	4/8/99	Richmond, Ky.....	L	11-18		1970	Evansville, Ind.....	L	4-5
1960	Bowling Green, Ky.....	T	2-2	4/21/99	Bowling Green, Ky.....	L	6-12		1970	Evansville, Ind.....	W	17-7
1962	Richmond, Ky.....	L	3-7	4/12/00	Bowling Green, Ky.....	W	7-1					

GENERAL

HILTOPPERS

2018 REVIEW

HISTORY

UNIVERSITY

OPPONENTS

1974	Bowling Green, Ky.....L	1-2
1974	Bowling Green, Ky.....W	1-0
1977	Bowling Green, Ky.....L	10-13
1977	Evansville, Ind.....L	5-6
1978	Bowling Green, Ky.....W	5-0
3/9/80	Bowling Green, Ky.....W	4-2
	Bowling Green, Ky.....T	4-4
4/13/81	Bowling Green, Ky.....W	7-2
	Bowling Green, Ky.....W	10-0
3/23/82	Evansville, Ind.....L	5-6
	Evansville, Ind.....W	9-1
3/7/85	Bowling Green, Ky.....L	2-8
	Bowling Green, Ky.....L	2-8
5/1/86	Evansville, Ind.....W	8-6
	Evansville, Ind.....L	1-3
4/28/87	Bowling Green, Ky.....W	10-9
	Bowling Green, Ky.....L	5-14
4/26/88	Bowling Green, Ky.....W	5-4
4/27/88	Evansville, Ind.....L	3-18
4/25/89	Bowling Green, Ky.....W	8-7
4/26/89	Evansville, Ind.....L	6-7
4/24/90	Bowling Green, Ky.....W	8-2
4/25/90	Evansville, Ind.....L	7-19
4/23/91	Bowling Green, Ky.....W	5-2
4/24/91	Evansville, Ind.....L	2-9
4/21/92	Evansville, Ind.....W	8-4
4/22/92	Bowling Green, Ky.....W	8-4
4/20/93	Bowling Green, Ky.....W	11-7
4/21/93	Evansville, Ind.....L	5-6
4/20/94	Evansville, Ind.....L	6-7
4/18/95	Bowling Green, Ky.....L	6-10
4/19/95	Evansville, Ind.....L	9-10
4/15/97	Bowling Green, Ky.....L	3-6
4/22/97	Evansville, Ind.....L	7-10
4/20/99	Bowling Green, Ky.....L	3-5
5/12/99	Evansville, Ind.....W	11-7
5/1/07	Bowling Green, Ky.....W	10-7
3/25/08	Evansville, Ind.....W	10-1
4/15/08	Bowling Green, Ky.....W	11-3
3/7/12	Bowling Green, Ky.....L	2-7
3/27/13	Bowling Green, Ky.....W	8-5
5/14/13	Evansville, Ind.....W	7-6
2/21/15	Emerson, Ga.....W	5-3
2/22/15	Emerson, Ga.....L	10-11
2/22/15	Emerson, Ga.....L	8-9
4/5/16	Bowling Green, Ky.....W	6-5
4/20/16	Evansville, Ind.....L	2-6

**Ferris State (4-2)
Home: 4-2**

3/26/79	Bowling Green, Ky.....W	9-1
	Bowling Green, Ky.....W	6-1
3/27/79	Bowling Green, Ky.....W	7-3
	Bowling Green, Ky.....W	4-3
3/24/83	Bowling Green, Ky.....L	4-11
	Bowling Green, Ky.....L	8-9

**FIU (32-35)
Home: 16-15; Away: 12-17;
Neutral: 4-3**

5/8/99	Bowling Green, Ky.....W	4-3
	Bowling Green, Ky.....W	8-1
5/9/99	Bowling Green, Ky.....W	10-7
5/22/99	New Orleans, La.....L	2-3
	(Sun Belt Tournament)	
3/17/00	Miami, Fla.....L	6-7
3/18/00	Miami, Fla.....L	7-11
5/5/00	Bowling Green, Ky.....W	3-2
	Bowling Green, Ky.....L	5-10
5/6/00	Bowling Green, Ky.....L	6-8
5/18/00	Mobile, Ala.....L	6-9
	(Sun Belt Tournament)	
4/27/01	Miami, Fla.....L	2-6
4/28/01	Miami, Fla.....L	2-5
4/29/01	Miami, Fla.....W	3-2
4/5/02	Bowling Green, Ky.....W	8-2
4/6/02	Bowling Green, Ky.....W	14-5
4/7/02	Bowling Green, Ky.....W	8-6
3/28/03	Miami, Fla.....L	9-10
3/29/03	Miami, Fla.....W	11-7
3/30/03	Miami, Fla.....L	9-10
5/21/03	Lafayette, La.....W	13-9
	(Sun Belt Tournament)	
5/23/03	Lafayette, La.....W	8-3
	(Sun Belt Tournament)	
4/2/04	Bowling Green, Ky.....W	2-1
4/3/04	Bowling Green, Ky.....L	8-17
4/4/04	Bowling Green, Ky.....L	6-7
5/27/04	Mobile, Ala.....W	6-5
	(Sun Belt Tournament)	
5/28/04	Mobile, Ala.....W	13-7
	(Sun Belt Tournament)	
5/13/05	Miami, Fla.....L	5-11
5/14/05	Miami, Fla.....W	9-8
5/15/05	Miami, Fla.....L	3-4
5/12/06	Bowling Green, Ky.....L	4-5
5/13/06	Bowling Green, Ky.....L	0-5
5/14/06	Bowling Green, Ky.....W	9-5
5/25/06	Bowling Green, Ky.....L	6-8
	(Sun Belt Tournament)	
3/16/07	Miami, Fla.....L	2-5
3/17/07	Miami, Fla.....W	6-5
3/18/07	Miami, Fla.....W	13-5
4/5/08	Bowling Green, Ky.....W	14-6
	Bowling Green, Ky.....W	17-1
4/6/08	Bowling Green, Ky.....W	10-9
4/3/09	Miami, Fla.....L	8-9
4/4/09	Miami, Fla.....W	5-4
4/5/09	Miami, Fla.....L	9-12
4/23/10	Bowling Green, Ky.....L	6-7
4/25/10	Bowling Green, Ky.....W	8-4
4/25/10	Bowling Green, Ky.....W	8-3
5/27/10	Murfreesboro, Tenn..L	3-7
	(Sun Belt Tournament)	
3/25/11	Miami, Fla.....W	3-2
3/26/11	Miami, Fla.....W	6-4
3/27/11	Miami, Fla.....L	8-9

3/23/12	Bowling Green, Ky.....L	5-6
3/24/12	Bowling Green, Ky.....L	3-5
3/25/12	Bowling Green, Ky.....W	9-4
3/22/13	Miami, Fla.....W	4-3
3/23/13	Miami, Fla.....W	9-8
3/24/13	Miami, Fla.....L	2-5
4/17/15	Miami, Fla.....W	6-4
4/18/15	Miami, Fla.....L	4-6
4/19/15	Miami, Fla.....W	17-2
4/29/16	Bowling Green, Ky.....L	7-8
	Bowling Green, Ky.....L	7-8
4/30/16	Bowling Green, Ky.....W	3-2
5/18/17	Miami, Fla.....L	6-23
5/19/17	Miami, Fla.....L	0-6
5/20/17	Miami, Fla.....L	2-11
5/11/18	Bowling Green, Ky.....L	6-10
5/12/18	Bowling Green, Ky.....L	3-6
5/13/18	Bowling Green, Ky.....L	4-8

**Florida (0-6)
Away: 0-6**

3/12/79	Gainesville, Fla.....L	2-3
3/13/79	Gainesville, Fla.....L	3-4
3/17/80	Gainesville, Fla.....L	7-8
3/18/80	Gainesville, Fla.....L	15-16
2/24/98	Gainesville, Fla.....L	2-3
2/25/98	Gainesville, Fla.....L	2-3

**Florida Atlantic (12-27)
Home: 7-11; Away: 2-12;
Neutral: 3-4**

3/9/07	Bowling Green, Ky.....L	3-13
3/10/07	Bowling Green, Ky.....W	12-11
3/11/07	Bowling Green, Ky.....L	7-9
5/24/07	Mobile, Ala.....L	6-7
	(Sun Belt Tournament)	
4/25/08	Boca Raton, Fla.....L	6-12
4/26/08	Boca Raton, Fla.....W	11-5
4/27/08	Boca Raton, Fla.....L	5-10
5/21/08	Lafayette, La.....W	9-0
	(Sun Belt Tournament)	
5/24/08	Lafayette, La.....L	5-6
	(Sun Belt Tournament)	
	Lafayette, La.....W	5-4
	(Sun Belt Tournament)	
4/24/09	Bowling Green, Ky.....L	1-3
4/25/09	Bowling Green, Ky.....W	8-3
4/26/09	Bowling Green, Ky.....W	4-3
4/16/10	Boca Raton, Fla.....L	3-10
4/17/10	Boca Raton, Fla.....L	4-5
4/18/10	Boca Raton, Fla.....L	8-9
5/26/10	Murfreesboro, Tenn..L	8-9
	(Sun Belt Tournament)	
5/6/11	Bowling Green, Ky.....L	2-4
5/7/11	Bowling Green, Ky.....W	6-2
5/8/11	Bowling Green, Ky.....W	5-4
5/25/11	Monroe, La.....W	11-10
	(Sun Belt Tournament)	
5/4/12	Boca Raton, Fla.....L	5-6
5/5/12	Boca Raton, Fla.....L	0-6

5/6/12	Boca Raton, Fla.....	W	6-1
5/23/12	Bowling Green, Ky.....	L	3-4
	(Sun Belt Tournament)		
5/10/13	Bowling Green, Ky.....	L	2-7
5/11/13	Bowling Green, Ky.....	L	3-10
5/12/13	Bowling Green, Ky.....	L	6-12
5/22/13	Lafayette, La.....	L	4-5
	(Sun Belt Tournament)		
5/14/15	Bowling Green, Ky.....	L	2-13
5/15/15	Bowling Green, Ky.....	L	4-6
5/19/16	Boca Raton, Fla.....	L	3-4
5/20/16	Boca Raton, Fla.....	L	2-10
	Boca Raton, Fla.....	L	1-4
5/12/17	Bowling Green, Ky.....	W	6-4
5/13/17	Bowling Green, Ky.....	L	3-5
5/14/17	Bowling Green, Ky.....	W	7-6
5/17/18	Boca Raton, Fla.....	L	2-15
5/18/18	Boca Raton, Fla.....	L	5-6

Florida State (1-14)
Away: 1-14

1978	Tallahassee, Fla.....	L	4-13
1978	Tallahassee, Fla.....	L	3-16
3/17/79	Tallahassee, Fla.....	L	4-14
5/24/80	Tallahassee, Fla.....	L	7-19
	(NCAA Regional)		
5/25/80	Tallahassee, Fla.....	L	5-10
	(NCAA Regional)		
3/11/85	Tallahassee, Fla.....	L	5-11
	Tallahassee, Fla.....	W	10-6
2/2/90	Tallahassee, Fla.....	L	3-6
2/3/90	Tallahassee, Fla.....	L	4-6
2/4/90	Tallahassee, Fla.....	L	4-6
1/29/00	Tallahassee, Fla.....	L	1-8
	Tallahassee, Fla.....	L	1-2
1/30/00	Tallahassee, Fla.....	L	1-6
2/3/01	Tallahassee, Fla.....	L	4-5
3/4/01	Tallahassee, Fla.....	L	4-8

Fort Knox (1-3)
Home: 0-1; Away: 1-2

1942	Fort Knox, Ky.....	L	2-5
1950	Bowling Green, Ky.....	L	9-12
1950	Fort Knox, Ky.....	W	16-5
1952	Fort Knox, Ky.....	L	4-13

Franklin (Ind.) (2-0)
Home: 2-0

4/23/86	Bowling Green, Ky.....	W	9-0 (f)
	Bowling Green, Ky.....	W	9-0 (f)

Georgetown (Ky.) (5-0)
Home: 4-0; Away: 1-0

1913	Bowling Green, Ky.....	W	3-0
1913	Bowling Green, Ky.....	W	8-0
1927	Bowling Green, Ky.....	W	4-2
1927	Bowling Green, Ky.....	W	13-7
1928	Georgetown, Ky.....	W	N/A

Georgia (3-2)
Away: 3-2

2/23/85	Athens, Ga.....	W	4-3
2/24/85	Athens, Ga.....	W	9-4
3/11/14	Athens, Ga.....	L	7-26
3/13/14	Athens, Ga.....	L	6-8
2/28/16	Athens, Ga.....	W	8-7
	(Bulldog Invitational)		

Georgia Southern (1-1)
Away: 1-1

1978	Statesboro, Ga.....	W	8-3
3/10/79	Statesboro, Ga.....	L	3-23

Georgia Southwestern (1-0)
Away: 1-0

1977	Americus, Ga.....	W	2-1
------	-------------------	---	-----

Georgia State (7-3)
Home: 2-1; Away: 4-2;
Neutral: 1-0

3/4/83	Atlanta, Ga.....	L	5-10
2/22/92	Macon, Ga.....	W	15-3
2/13/93	Atlanta, Ga.....	W	14-2
2/14/93	Atlanta, Ga.....	W	20-4
3/14/14	Atlanta, Ga.....	L	5-6
3/15/14	Atlanta, Ga.....	W	4-3
	Atlanta, Ga.....	W	6-5
5/15/14	Bowling Green, Ky.....	W	10-1
5/16/14	Bowling Green, Ky.....	W	2-1
5/17/14	Bowling Green, Ky.....	L	4-5

Georgia Tech (1-5)
Away: 1-5

3/6/82	Atlanta, Ga.....	L	5-8
3/7/82	Atlanta, Ga.....	W	6-3
3/7/86	Atlanta, Ga.....	L	8-10
2/15/97	Atlanta, Ga.....	L	0-6
	Atlanta, Ga.....	L	2-14
2/16/97	Atlanta, Ga.....	L	10-22

Glasgow HS (1-0)
Away: 1-0

1912	Glasgow, Ky.....	W	14-0
------	------------------	---	------

Grand Valley State (1-2)
Home: 1-2

1978	Bowling Green, Ky.....	W	11-6
1978	Bowling Green, Ky.....	L	4-9
3/28/82	Bowling Green, Ky.....	L	7-8

Hanover (1-0)
Home: 1-0

1923	Bowling Green, Ky.....	W	21-7
------	------------------------	---	------

Hillsdale HS (4-1)
Home: 4-1

1958	Bowling Green, Ky.....	W	7-5
1959	Bowling Green, Ky.....	W	8-5
1960	Bowling Green, Ky.....	W	8-6
1961	Bowling Green, Ky.....	L	2-7
1961	Bowling Green, Ky.....	W	5-4

Hopkinsville HS (0-1)
Home: 0-1

1938	Hopkinsville, Ky.....	L	0-3
------	-----------------------	---	-----

Houston (7-6)
Away: 7-6

3/7/87	Houston, Texas.....	W	4-1
	Houston, Texas.....	W	5-3
3/8/87	Houston, Texas.....	L	5-6
3/9/87	Houston, Texas.....	W	3-2
3/5/88	Houston, Texas.....	L	1-9
3/6/88	Houston, Texas.....	W	5-3
3/7/88	Houston, Texas.....	W	8-5
3/7/89	Houston, Texas.....	L	1-5
	Houston, Texas.....	W	5-4
3/8/89	Houston, Texas.....	L	5-6
3/3/90	Houston, Texas.....	W	6-3
3/4/90	Houston, Texas.....	L	0-2
3/5/90	Houston, Texas.....	L	3-11

Huntington (Ind.) (5-0)
Home: 5-0

3/17/83	Bowling Green, Ky.....	W	13-8
3/19/83	Bowling Green, Ky.....	W	17-9
	Bowling Green, Ky.....	W	15-10
3/22/85	Bowling Green, Ky.....	W	10-2
3/23/85	Bowling Green, Ky.....	W	15-1

Illinois (6-8)

Home: 6-3; Neutral: 0-5

3/20/87	Bowling Green, Ky.....	L	7-10
3/21/87	Bowling Green, Ky.....	L	4-6
3/22/87	Bowling Green, Ky.....	W	12-9
3/18/89	Miami, Fla.....	L	6-7
3/19/89	Miami, Fla.....	L	1-4
	Miami, Fla.....	L	1-6
2/27/04	Starkville, Miss.....	L	0-4
	(Mississippi State Challenge)		
2/28/04	Starkville, Miss.....	L	0-10
	(Mississippi State Challenge)		
3/11/11	Bowling Green, Ky.....	W	3-1
3/12/11	Bowling Green, Ky.....	L	5-9
3/13/11	Bowling Green, Ky.....	W	13-5
3/8/14	Bowling Green, Ky.....	W	4-3
	Bowling Green, Ky.....	W	5-3
3/9/14	Bowling Green, Ky.....	W	1-0

Illinois-Benedictine (1-0)
Neutral: 1-0

3/21/80	Valdosta, Ga.....	W	10-0
---------	-------------------	---	------

GENERAL

HILLTOPPERS

2018 REVIEW

HISTORY

UNIVERSITY

OPPONENTS

Illinois-Chicago (2-1)

Home: 2-1

3/5/10	Bowling Green, Ky. ... W	14-4
3/6/10	Bowling Green, Ky. ... W	11-5
3/7/10	Bowling Green, Ky. ... L	5-7

Illinois State (12-14)

Home: 12-14

3/19/83	Bowling Green, Ky..... L	6-8
3/16/84	Bowling Green, Ky..... W	5-4
3/18/84	Bowling Green, Ky..... L	4-5
	Bowling Green, Ky..... L	1-8
3/23/91	Bowling Green, Ky..... L	4-5
3/24/91	Bowling Green, Ky..... L	0-1
	Bowling Green, Ky..... W	6-5
2/28/98	Bowling Green, Ky..... W	12-5
2/20/99	Bowling Green, Ky..... L	4-9
2/21/99	Bowling Green, Ky..... W	9-4
2/22/99	Bowling Green, Ky..... W	4-3
3/3/00	Bowling Green, Ky..... W	10-7
3/4/00	Bowling Green, Ky..... L	6-9
3/5/00	Bowling Green, Ky..... L	5-10
2/17/01	Bowling Green, Ky..... L	3-8
2/18/01	Bowling Green, Ky..... L	2-8
	Bowling Green, Ky..... W	6-5
2/23/02	Bowling Green, Ky..... W	5-4
	Bowling Green, Ky..... W	11-0
2/24/02	Bowling Green, Ky..... W	10-3
3/4/05	Bowling Green, Ky..... W	6-5
3/5/05	Bowling Green, Ky..... L	1-7
3/6/05	Bowling Green, Ky..... L	4-6
3/10/17	Bowling Green, Ky..... W	13-6
3/12/17	Bowling Green, Ky..... L	4-12
	Bowling Green, Ky..... L	3-4

Indiana (3-1)

Home: 3-0; Away: 0-1

1924	Bowling Green, Ky..... W	6-0
3/14/82	Bowling Green, Ky..... W	9-1
2/23/90	Bowling Green, Ky..... W	4-3
4/16/14	Bloomington, Ind..... L	0-1

Indiana Southeast (4-1)

Home: 3-0; Away: 1-1

3/27/80	Bowling Green, Ky..... W	14-5
4/8/81	New Albany, Ind..... W	14-10
	New Albany, Ind..... L	2-6
3/17/82	Bowling Green, Ky..... W	10-0
	Bowling Green, Ky..... W	7-0

Indiana State (5-4-1)

Home: 3-2-1; Away: 2-2

3/20/82	Bowling Green, Ky..... L	4-8
	Bowling Green, Ky..... W	7-6
4/4/83	Terre Haute, Ind..... W	9-8
	Terre Haute, Ind..... L	1-4
4/2/84	Bowling Green, Ky..... W	3-2
	Bowling Green, Ky..... T	2-2

4/2/85	Bowling Green, Ky..... W	4-0
	Bowling Green, Ky..... L	6-16
4/24/85	Terre Haute, Ind..... L	5-7
	Terre Haute, Ind..... W	6-5

Indiana Tech (4-0)

Home: 4-0

3/16/95	Bowling Green, Ky..... W	17-1
3/12/96	Bowling Green, Ky..... W	13-12
3/14/96	Bowling Green, Ky..... W	5-1
3/12/97	Bowling Green, Ky..... W	12-1

Iowa (3-0)

Home: 2-0; Neutral: 1-0

1978	Bowling Green, Ky..... W	8-7
1978	Bowling Green, Ky..... W	8-5
3/21/81	Murray, Ky..... W	9-1

IPFW (2-1)

Home: 2-1

4/22/06	Bowling Green, Ky..... L	3-4
	Bowling Green, Ky..... W	9-3
4/23/06	Bowling Green, Ky..... W	13-4

IUPUI (5-1)

Home: 5-1

1977	Bowling Green, Ky..... W	11-3
1978	Bowling Green, Ky..... W	9-0
2/25/84	Bowling Green, Ky..... W	5-2
	Bowling Green, Ky..... W	8-4
2/26/84	Bowling Green, Ky..... W	7-4
	Bowling Green, Ky..... L	3-5

Jacksonville (13-25)

Home: 6-10; Away: 5-14;

Neutral: 2-1

1976	Jacksonville, Fla. L	5-6
1976	Jacksonville, Fla. L	5-6
3/11/79	Jacksonville, Fla. W	13-5
5/12/85	Norfolk, Va..... L	10-11
	(Sun Belt Tournament)	
5/13/85	Norfolk, Va..... W	7-4
3/8/86	Jacksonville, Fla. L	6-10
3/9/86	Jacksonville, Fla. L	11-12
3/10/86	Jacksonville, Fla. L	3-11
5/13/86	Tampa, Fla..... W	7-5
	(Sun Belt Tournament)	
5/20/88	Bowling Green, Ky..... L	4-6
	(Sun Belt Tournament)	
5/15/91	Jacksonville, Fla. L	2-5
	(Sun Belt Tournament)	
3/20/92	Bowling Green, Ky..... L	5-11
3/21/92	Bowling Green, Ky..... W	8-5
3/22/92	Bowling Green, Ky..... L	6-20
3/19/93	Jacksonville, Fla. L	2-8
3/20/93	Jacksonville, Fla. L	10-11
3/21/93	Jacksonville, Fla. L	0-6
4/9/93	Bowling Green, Ky..... W	9-8
4/10/93	Bowling Green, Ky..... W	3-2

4/11/93	Bowling Green, Ky..... W	19-3
3/12/94	Jacksonville, Fla. W	2-1
	Jacksonville, Fla. L	1-5
3/13/94	Jacksonville, Fla. W	4-1
4/16/94	Bowling Green, Ky..... L	1-4
	Bowling Green, Ky..... L	1-2
4/17/94	Bowling Green, Ky..... L	4-6
3/11/95	Bowling Green, Ky..... L	4-6
	Bowling Green, Ky..... L	0-2
3/12/95	Bowling Green, Ky..... L	6-9
4/27/96	Jacksonville, Fla. L	6-8
	Jacksonville, Fla. W	12-5
4/28/96	Jacksonville, Fla. W	11-1
4/18/97	Bowling Green, Ky..... W	5-4
	Bowling Green, Ky..... L	5-19
4/19/97	Bowling Green, Ky..... W	15-14
3/14/98	Jacksonville, Fla. L	6-7
	Jacksonville, Fla. L	2-10
3/15/98	Jacksonville, Fla. L	3-10

Jacksonville State (1-6)

Home: 1-2; Away: 0-4

1977	Jacksonville, Ala..... L	1-8
3/4/16	Jacksonville, Ala..... L	4-5
3/5/16	Jacksonville, Ala..... L	7-8
3/6/16	Jacksonville, Ala..... L	7-9
2/24/17	Bowling Green, Ky..... L	2-3
2/25/17	Bowling Green, Ky..... W	14-4
2/26/17	Bowling Green, Ky..... L	5-9

Kansas State (1-0)

Neutral: 1-0

3/25/11	Conway, S.C..... W	11-3
	(Baseball at the Beach)	

Kent State (4-3)

Home: 4-3

1964	Bowling Green, Ky..... L	2-8
2/19/10	Bowling Green, Ky. ... L	10-13
2/20/10	Bowling Green, Ky. ... W	13-0
2/21/10	Bowling Green, Ky. ... W	5-3
3/3/12	Bowling Green, Ky..... W	5-2
	Bowling Green, Ky..... L	3-13
3/4/12	Bowling Green, Ky..... W	2-1

Kentucky (28-35)

Home: 13-12; Away: 15-22;

Neutral: 0-1

1967	Lexington, Ky..... W	9-7
1975	Lexington, Ky..... L	2-6
1975	Lexington, Ky..... L	1-2
1978	Lexington, Ky..... W	4-2
5/2/79	Bowling Green, Ky..... L	1-2
4/22/80	Lexington, Ky..... L	0-3
	Lexington, Ky..... L	5-6
4/30/80	Bowling Green, Ky..... W	10-6
3/24/81	Lexington, Ky..... L	3-8
4/21/81	Bowling Green, Ky..... L	4-6
	Bowling Green, Ky..... L	1-7

5/3/85	Lexington, Ky.....L	4-7
5/4/85	Elizabethtown, Ky.....L	4-5
5/5/85	Lexington, Ky.....L	3-4
4/7/88	Bowling Green, Ky.....L	3-7
3/16/89	Bowling Green, Ky.....W	7-4
4/13/89	Lexington, Ky.....L	6-8
4/4/90	Bowling Green, Ky.....L	1-2
4/19/90	Lexington, Ky.....W	5-1
4/18/91	Bowling Green, Ky.....W	10-9
5/9/91	Lexington, Ky.....W	3-2
4/9/92	Lexington, Ky.....L	9-10
4/13/93	Lexington, Ky.....L	9-15
5/12/93	Bowling Green, Ky.....L	6-7
4/12/94	Lexington, Ky.....L	4-8
4/19/94	Bowling Green, Ky.....L	5-12
3/21/95	Bowling Green, Ky.....L	7-8
4/27/95	Lexington, Ky.....L	3-8
4/1/96	Bowling Green, Ky.....W	17-16
5/8/96	Lexington, Ky.....W	7-5
4/8/97	Lexington, Ky.....L	8-9
4/29/97	Bowling Green, Ky.....W	10-7
4/14/98	Lexington, Ky.....W	8-6
4/28/98	Bowling Green, Ky.....L	3-13
4/27/99	Lexington, Ky.....W	7-5
4/19/00	Bowling Green, Ky.....W	8-4
5/9/00	Lexington, Ky.....L	1-3
3/27/01	Bowling Green, Ky.....W	9-2
4/18/01	Lexington, Ky.....L	5-9
4/17/02	Lexington, Ky.....W	5-1
5/14/02	Bowling Green, Ky.....W	9-6
4/16/03	Bowling Green, Ky.....W	3-2
5/13/03	Lexington, Ky.....W	10-3
3/10/04	Bowling Green, Ky.....L	6-18
5/11/04	Lexington, Ky.....L	5-10
3/7/06	Lexington, Ky.....W	7-6
3/21/07	Lexington, Ky.....L	5-12
4/2/08	Lexington, Ky.....L	3-7
4/23/08	Bowling Green, Ky.....L	1-2
4/8/09	Lexington, Ky.....W	10-9
3/31/10	Lexington, Ky.....W	6-3
4/20/10	Bowling Green, Ky.....W	24-8
4/19/11	Bowling Green, Ky.....W	11-8
3/27/12	Lexington, Ky.....L	4-7
3/19/13	Lexington, Ky.....W	6-3
4/23/13	Bowling Green, Ky.....W	3-2
3/18/14	Lexington, Ky.....L	3-10
3/24/15	Bowling Green, Ky.....W	12-3
4/14/15	Lexington, Ky.....W	5-3
3/15/16	Lexington, Ky.....W	14-6
3/1/17	Lexington, Ky.....L	2-17
3/21/17	Bowling Green, Ky.....L	3-4
2/27/18	Lexington, Ky.....L	3-4

Kentucky Southern (2-0)
Home: 2-0

1969	Bowling Green, Ky.....W	11-0
1969	Bowling Green, Ky.....W	8-3

Kentucky State (2-0)

Home: 2-0

3/13/01	Bowling Green, Ky.....W	31-0
3/30/05	Bowling Green, Ky.....W	21-3

Kentucky Wesleyan (54-26)

Home: 30-13; Away: 22-13;

Neutral: 2-0

1928	Bowling Green, Ky.....W	N/A
1928	Owensboro, Ky.....W	N/A
1929	Bowling Green, Ky.....W	6-3
1929	Bowling Green, Ky.....W	3-0
1956	Owensboro, Ky.....W	2-0
1957	Bowling Green, Ky.....W	10-4
1957	Owensboro, Ky.....W	10-4
1958	Bowling Green, Ky.....W	12-0
1959	Bowling Green, Ky.....W	5-0
1959	Owensboro, Ky.....W	17-6
1960	Owensboro, Ky.....L	3-9
1960	Bowling Green, Ky.....W	6-3
1961	Bowling Green, Ky.....L	2-4
1961	Bowling Green, Ky.....L	2-4
1961	Owensboro, Ky.....W	1-0
1961	Owensboro, Ky.....W	4-0
1962	Bowling Green, Ky.....L	1-3
1962	Bowling Green, Ky.....W	6-5
1962	Owensboro, Ky.....L	2-6
1962	Owensboro, Ky.....L	2-6
1963	Bowling Green, Ky.....L	7-8
1963	Owensboro, Ky.....L	2-3
1964	Bowling Green, Ky.....W	5-4
1964	Bowling Green, Ky.....L	5-8
1965	Owensboro, Ky.....L	2-5
1965	Owensboro, Ky.....L	2-6
1965	Bowling Green, Ky.....L	1-12
1965	Bowling Green, Ky.....L	1-5
1966	Owensboro, Ky.....L	1-6
1966	Owensboro, Ky.....W	2-1
1966	Bowling Green, Ky.....L	4-7
1966	Bowling Green, Ky.....W	6-5
1973	Bowling Green, Ky.....W	5-4
1973	Bowling Green, Ky.....L	2-6
1973	Bowling Green, Ky.....W	3-0
1973	Bowling Green, Ky.....W	8-2
1973	Owensboro, Ky.....W	6-1
1973	Owensboro, Ky.....L	3-4
1974	Bowling Green, Ky.....W	13-7
1974	Bowling Green, Ky.....L	4-6
1974	Owensboro, Ky.....W	11-5
1974	Owensboro, Ky.....W	13-6
1974	Bowling Green, Ky.....W	4-2
1974	Bowling Green, Ky.....W	8-2
1974	Owensboro, Ky.....W	6-5
1974	Owensboro, Ky.....L	1-6
1975	Owensboro, Ky.....L	1-6
1975	Owensboro, Ky.....L	2-3
1975	Bowling Green, Ky.....W	5-4
1975	Bowling Green, Ky.....W	17-6
1976	Bowling Green, Ky.....L	0-4
1976	Bowling Green, Ky.....W	7-0

1976	Owensboro, Ky.....L	4-5
1976	Owensboro, Ky.....L	6-7
1977	Owensboro, Ky.....W	11-8
1977	Owensboro, Ky.....W	10-0
1977	Bowling Green, Ky.....W	9-6
1977	Bowling Green, Ky.....L	0-2
1978	Bowling Green, Ky.....W	12-3
1978	Bowling Green, Ky.....W	14-0
1978	Owensboro, Ky.....W	17-0
1978	Owensboro, Ky.....W	10-0
4/24/79	Bowling Green, Ky.....W	6-3
	Bowling Green, Ky.....L	2-7
5/1/79	Owensboro, Ky.....W	13-7
3/15/80	Valdosta, Ga.....W	12-1
	Valdosta, Ga.....W	17-0
4/2/80	Owensboro, Ky.....W	7-2
	Owensboro, Ky.....W	4-0
4/7/81	Bowling Green, Ky.....W	7-3
	Bowling Green, Ky.....W	9-0
4/28/81	Owensboro, Ky.....W	15-5
	Owensboro, Ky.....W	14-2
4/12/82	Owensboro, Ky.....W	7-3
	Owensboro, Ky.....W	20-0
4/13/82	Bowling Green, Ky.....W	13-2
	Bowling Green, Ky.....W	3-2
3/28/83	Bowling Green, Ky.....W	7-0 (f)
	Bowling Green, Ky.....W	7-0 (f)
3/31/09	Bowling Green, Ky.....W	15-0

La Salle (1-0)

Neutral: 1-0

3/7/84	Orlando, Fla.....W	16-4
--------	--------------------	------

Lamar (3-10)

Home: 2-4; Away: 1-5;

Neutral: 0-1

5/15/92	Mobile, Ala.....L	5-8
	(Sun Belt Tournament)	
4/29/95	Bowling Green, Ky.....L	6-13
	Bowling Green, Ky.....L	1-6
4/30/95	Bowling Green, Ky.....W	6-5
	(2,000th WKU Game)	
4/6/96	Beaumont, Texas.....L	14-15
	Beaumont, Texas.....L	7-20
4/7/96	Beaumont, Texas.....L	4-5
4/5/97	Bowling Green, Ky.....L	9-17
4/6/97	Bowling Green, Ky.....L	7-10
	Bowling Green, Ky.....W	5-3
3/28/98	Beaumont, Texas.....L	3-7
	Beaumont, Texas.....L	4-8
3/29/98	Beaumont, Texas.....W	7-3

Lincoln (Mo.) (2-0)

Home: 2-0

3/5/86	Bowling Green, Ky.....W	14-1
	Bowling Green, Ky.....W	14-0

GENERAL

HILTOPPERS

2018 REVIEW

HISTORY

UNIVERSITY

OPPONENTS

Lindsey Wilson (9-1)
Home: 5-0; Away: 4-1

1933	Columbia, Ky.....	W	4-1
1933	Columbia, Ky.....	W	3-2
1933	Bowling Green, Ky.....	W	13-3
1933	Bowling Green, Ky.....	W	9-3
1934	Columbia, Ky.....	L	5-9
1934	Columbia, Ky.....	W	26-5
1935	Columbia, Ky.....	W	4-1
1935	Bowling Green, Ky.....	W	15-6
1936	Bowling Green, Ky.....	W	7-3
1936	Bowling Green, Ky.....	W	12-7

Lipscomb (42-38-1)
Home: 23-16-1; Away: 19-22

1934	Bowling Green, Ky.....	W	7-1
1934	Nashville, Tenn.....	W	N/A
1935	Nashville, Tenn.....	W	7-0
1935	Bowling Green, Ky.....	W	4-1
1939	Bowling Green, Ky.....	W	11-3
1940	Nashville, Tenn.....	W	11-2
1940	Bowling Green, Ky.....	W	4-2
1941	Nashville, Tenn.....	W	18-2
1941	Bowling Green, Ky.....	W	15-6
1952	Bowling Green, Ky.....	W	7-3
1953	Bowling Green, Ky.....	L	0-11
1954	Nashville, Tenn.....	W	8-7
1954	Bowling Green, Ky.....	L	7-9
1955	Bowling Green, Ky.....	L	2-4
1955	Nashville, Tenn.....	W	9-4
1956	Nashville, Tenn.....	W	14-9
1956	Bowling Green, Ky.....	L	6-8
1957	Nashville, Tenn.....	L	3-18
1957	Bowling Green, Ky.....	W	9-6
1964	Bowling Green, Ky.....	W	10-3
1965	Nashville, Tenn.....	L	1-3
1965	Nashville, Tenn.....	W	4-1
1966	Bowling Green, Ky.....	L	7-11
1966	Bowling Green, Ky.....	L	12-14
1967	Nashville, Tenn.....	L	2-7
1967	Nashville, Tenn.....	L	3-6
1968	Nashville, Tenn.....	W	6-4
1968	Nashville, Tenn.....	L	1-6
1968	Bowling Green, Ky.....	W	6-5
1968	Bowling Green, Ky.....	W	5-1
1969	Nashville, Tenn.....	L	0-6
1969	Nashville, Tenn.....	L	8-12
1970	Nashville, Tenn.....	L	3-5
1970	Nashville, Tenn.....	L	9-10
1970	Bowling Green, Ky.....	L	5-10
1970	Bowling Green, Ky.....	W	10-3
1972	Bowling Green, Ky.....	W	5-4
1973	Nashville, Tenn.....	L	0-13
1973	Nashville, Tenn.....	L	1-4
1974	Bowling Green, Ky.....	W	4-3
1974	Bowling Green, Ky.....	L	4-6
1974	Nashville, Tenn.....	L	1-9
1974	Nashville, Tenn.....	W	8-3
1975	Nashville, Tenn.....	L	10-22
1975	Nashville, Tenn.....	L	1-5

1976	Bowling Green, Ky.....	L	4-7
1976	Nashville, Tenn.....	W	6-4
1977	Bowling Green, Ky.....	W	8-2
1977	Nashville, Tenn.....	L	5-7
1978	Nashville, Tenn.....	L	8-9
1978	Bowling Green, Ky.....	W	12-8
4/6/79	Bowling Green, Ky.....	L	3-10
	Bowling Green, Ky.....	L	6-10
5/8/80	Nashville, Tenn.....	W	10-7
3/23/81	Nashville, Tenn.....	L	0-4
3/25/86	Bowling Green, Ky.....	T	3-3
2/25/87	Bowling Green, Ky.....	W	10-2
3/21/88	Nashville, Tenn.....	L	2-4
4/23/02	Nashville, Tenn.....	W	8-3
4/18/03	Bowling Green, Ky.....	W	7-6
4/19/03	Bowling Green, Ky.....	L	3-11
4/20/03	Nashville, Tenn.....	L	0-3
3/12/04	Bowling Green, Ky.....	W	5-2
3/13/04	Nashville, Tenn.....	L	8-10
3/14/04	Nashville, Tenn.....	W	4-3
4/24/04	Bowling Green, Ky.....	W	12-1
4/25/04	Nashville, Tenn.....	W	6-5
4/1/09	Bowling Green, Ky.....	W	10-6
4/29/09	Nashville, Tenn.....	W	9-3
2/23/11	Nashville, Tenn.....	W	6-3
4/18/12	Nashville, Tenn.....	W	4-3
4/24/12	Bowling Green, Ky.....	L	6-7
3/20/13	Bowling Green, Ky.....	L	4-5
4/16/13	Bowling Green, Ky.....	L	0-2
3/5/14	Nashville, Tenn.....	L	2-10
4/2/14	Bowling Green, Ky.....	W	3-2
3/17/15	Bowling Green, Ky.....	W	6-1
5/5/15	Nashville, Tenn.....	L	5-6
3/2/16	Bowling Green, Ky.....	W	6-0
4/26/16	Nashville, Tenn.....	W	4-3
2/28/17	Bowling Green, Ky.....	L	4-10

Louisiana-Lafayette (27-44)
Home: 14-13; Away: 9-27;
Neutral: 4-4

5/13/92	Mobile, Ala.....	L	6-8
	(Sun Belt Tournament)		
4/1/95	Lafayette, La.....	L	2-9
	Lafayette, La.....	L	3-11
4/2/95	Lafayette, La.....	W	7-5
3/23/96	Bowling Green, Ky.....	L	2-7
	Bowling Green, Ky.....	W	7-1
3/24/96	Bowling Green, Ky.....	L	0-2
4/12/97	Lafayette, La.....	L	8-19
	Lafayette, La.....	L	5-6
4/13/97	Lafayette, La.....	L	3-9
5/2/98	Bowling Green, Ky.....	L	3-9
	Bowling Green, Ky.....	L	4-15
5/3/98	Bowling Green, Ky.....	L	0-6
3/26/99	Lafayette, La.....	L	4-5
3/27/99	Lafayette, La.....	L	3-5
3/28/99	Lafayette, La.....	L	3-4
4/23/99	Bowling Green, Ky.....	L	4-8
4/24/99	Bowling Green, Ky.....	W	9-8
4/25/99	Bowling Green, Ky.....	W	8-5

5/19/99	New Orleans, La.....	L	2-9
	(Sun Belt Tournament)		
5/21/99	New Orleans, La.....	W	6-0
	(Sun Belt Tournament)		
4/21/00	Lafayette, La.....	L	4-5
4/22/00	Lafayette, La.....	L	3-5
4/23/00	Lafayette, La.....	L	2-5
5/17/00	Mobile, Ala.....	W	8-3
	(Sun Belt Tournament)		
5/19/00	Mobile, Ala.....	L	3-7
	(Sun Belt Tournament)		
3/16/01	Bowling Green, Ky.....	L	3-5
3/17/01	Bowling Green, Ky.....	W	5-0
3/18/01	Bowling Green, Ky.....	L	5-7
5/3/02	Lafayette, La.....	W	5-4
5/4/02	Lafayette, La.....	L	1-5
5/5/02	Lafayette, La.....	L	3-4
5/23/02	Mobile, Ala.....	W	2-1
	(Sun Belt Tournament)		
3/21/03	Bowling Green, Ky.....	W	4-3
3/22/03	Bowling Green, Ky.....	L	0-1
3/23/03	Bowling Green, Ky.....	W	7-3
3/26/04	Lafayette, La.....	L	3-4
3/27/04	Lafayette, La.....	L	3-4
3/28/04	Lafayette, La.....	W	9-7
5/21/05	Bowling Green, Ky.....	W	14-5
	Bowling Green, Ky.....	L	1-11
5/22/05	Bowling Green, Ky.....	W	4-3
5/25/05	Miami, Fla.....	W	4-3
	(Sun Belt Tournament)		
5/27/05	Miami, Fla.....	L	4-6
	(Sun Belt Tournament)		
5/18/06	Lafayette, La.....	L	3-11
5/19/06	Lafayette, La.....	L	1-3
5/20/06	Lafayette, La.....	L	3-13
4/6/07	Lafayette, La.....	L	2-8
4/7/07	Lafayette, La.....	W	6-5
	Lafayette, La.....	L	6-10
5/9/08	Bowling Green, Ky.....	L	5-7
5/10/08	Bowling Green, Ky.....	W	11-4
5/11/08	Bowling Green, Ky.....	W	13-4
5/9/09	Lafayette, La.....	W	6-3
5/10/09	Lafayette, La.....	W	4-2
5/11/09	Lafayette, La.....	L	5-6
5/14/10	Lafayette, La.....	W	2-1
5/15/10	Lafayette, La.....	L	5-12
5/16/10	Lafayette, La.....	L	3-4
4/8/11	Bowling Green, Ky.....	W	5-1
4/9/11	Bowling Green, Ky.....	W	2-1
4/10/11	Bowling Green, Ky.....	L	6-8
4/6/12	Lafayette, La.....	W	6-2
4/7/12	Lafayette, La.....	L	0-1
4/8/12	Lafayette, La.....	L	1-2
3/29/13	Bowling Green, Ky.....	W	10-9
3/30/13	Bowling Green, Ky.....	W	3-0
	Bowling Green, Ky.....	L	6-8
3/29/14	Lafayette, La.....	W	14-3
	Lafayette, La.....	L	9-10
3/30/14	Lafayette, La.....	L	4-7

Louisiana-Monroe (18-12)

Home: 9-3; Away: 6-6;

Neutral: 3-3

4/20/07	Monroe, La.....L	7-13
4/21/07	Monroe, La.....W	8-5
4/22/07	Monroe, La.....L	4-7
3/8/08	Monroe, La.....L	1-9
	Monroe, La.....W	16-5
3/9/08	Monroe, La.....L	5-9
5/23/08	Lafayette, La.....W	10-4
	(Sun Belt Tournament)	
3/6/09	Bowling Green, Ky....W	8-5
3/7/09	Bowling Green, Ky...W	14-2
3/8/09	Bowling Green, Ky...W	12-2
5/20/09	Troy, Ala.....W	14-4
	(Sun Belt Tournament)	
5/23/09	Troy, Ala.....L	3-11
	(Sun Belt Tournament)	
5/23/09	Troy, Ala.....L	2-4
	(Sun Belt Tournament)	
3/26/10	Bowling Green, Ky...W	6-1
3/27/10	Bowling Green, Ky...W	10-0
3/27/10	Bowling Green, Ky...W	10-8
4/29/11	Monroe, La.....L	4-5
4/30/11	Monroe, La.....W	8-5
5/1/11	Monroe, La.....W	7-5
4/27/12	Bowling Green, Ky.....L	6-14
4/28/12	Bowling Green, Ky.....W	7-6
4/29/12	Bowling Green, Ky.....L	6-7
5/26/12	Bowling Green, Ky.....W	7-4
	(Sun Belt Tournament)	
5/3/13	Bowling Green, Ky.....L	2-3
5/4/13	Bowling Green, Ky.....W	7-2
5/5/13	Bowling Green, Ky.....W	9-1
5/2/14	Monroe, La.....W	4-3
5/3/14	Monroe, La.....W	11-2
5/4/14	Monroe, La.....L	4-5
5/22/14	Mobile, Ala.....L	6-8
	(Sun Belt Tournament)	

Louisiana Tech (17-21)

Home: 7-11; Away: 8-10;

Neutral: 2-0

5/14/92	Mobile, Ala.....W	5-4
	(Sun Belt Tournament)	
5/5/95	Bowling Green, Ky.....L	2-13
5/6/95	Bowling Green, Ky.....W	9-8
	Bowling Green, Ky.....W	8-1
3/9/96	Ruston, La.....W	12-6
	Ruston, La.....W	5-2
3/10/96	Ruston, La.....W	5-4
4/26/97	Bowling Green, Ky.....L	11-16
	Bowling Green, Ky.....L	1-13
4/27/97	Bowling Green, Ky.....L	8-15
4/25/98	Ruston, La.....W	18-5
	Ruston, La.....W	4-2
4/26/98	Ruston, La.....L	9-12
5/14/99	Bowling Green, Ky....W	5-3
5/15/99	Bowling Green, Ky.....L	9-10

	Bowling Green, Ky.....W	4-3
5/18/99	New Orleans, La.....W	4-3
	(Sun Belt Tournament)	
3/24/00	Bowling Green, Ky.....W	5-1
	Bowling Green, Ky.....L	2-21
3/25/00	Bowling Green, Ky.....L	2-3
5/12/00	Ruston, La.....L	10-11
	Ruston, La.....L	3-12
5/13/00	Ruston, La.....L	4-9
5/11/01	Ruston, La.....L	8-11
	Ruston, La.....L	12-13
5/12/01	Ruston, La.....W	7-5
4/3/15	Ruston, La.....L	1-20
4/4/15	Ruston, La.....W	15-6
	Ruston, La.....W	3-1
4/8/16	Bowling Green, Ky....W	6-3
4/9/16	Bowling Green, Ky....L	9-12
4/10/16	Bowling Green, Ky....L	1-3
4/28/17	Ruston, La.....L	5-6
4/29/17	Ruston, La.....L	1-7
4/30/17	Ruston, La.....L	1-5
4/27/18	Bowling Green, Ky....W	6-1
4/28/18	Bowling Green, Ky....L	4-13
4/29/18	Bowling Green, Ky....L	2-4

Louisville (69-69)

Home: 34-28; Away: 35-41

1924	Louisville, Ky.....W	11-6
1925	Louisville, Ky.....W	12-9
1925	Louisville, Ky.....L	13-14
1925	Bowling Green, Ky....W	5-4
1925	Bowling Green, Ky....L	3-7
1926	Louisville, Ky.....L	0-4
1926	Louisville, Ky.....L	4-7
1926	Bowling Green, Ky....W	7-3
1927	Louisville, Ky.....L	7-11
1927	Louisville, Ky.....L	7-8
1928	Bowling Green, Ky....W	22-8
1928	Bowling Green, Ky....W	9-7
1929	Louisville, Ky.....W	11-4
1929	Louisville, Ky.....W	11-9
1933	Louisville, Ky.....L	1-5
1933	Bowling Green, Ky....L	1-3
1934	Bowling Green, Ky....W	7-1
1934	Louisville, Ky.....W	12-2
1935	Louisville, Ky.....W	20-0
1935	Bowling Green, Ky....W	8-4
1936	Bowling Green, Ky....L	3-7
1936	Louisville, Ky.....W	5-2
1937	Bowling Green, Ky....W	13-10
1937	Louisville, Ky.....L	9-11
1938	Bowling Green, Ky....L	8-14
1938	Louisville, Ky.....W	9-8
1939	Bowling Green, Ky....L	1-4
1939	Louisville, Ky.....L	2-5
1940	Bowling Green, Ky....W	15-14
1940	Louisville, Ky.....L	1-8
1941	Bowling Green, Ky....W	4-2
1941	Louisville, Ky.....L	8-20
1942	Louisville, Ky.....L	3-4

1942	Bowling Green, Ky....W	10-4
1946	Bowling Green, Ky....W	12-6
1946	Louisville, Ky.....W	9-2
1947	Louisville, Ky.....W	3-2
1948	Bowling Green, Ky....W	14-7
1948	Louisville, Ky.....L	3-7
1949	Bowling Green, Ky....L	0-5
1970	Louisville, Ky.....L	2-7
1970	Louisville, Ky.....L	7-8
1971	Louisville, Ky.....W	4-3
1973	Bowling Green, Ky....L	8-9
1973	Bowling Green, Ky....W	7-2
1973	Louisville, Ky.....W	3-0
1973	Louisville, Ky.....L	3-7
1974	Bowling Green, Ky....W	4-3
1974	Bowling Green, Ky....W	9-8
1974	Louisville, Ky.....W	14-7
1974	Louisville, Ky.....W	6-1
1975	Louisville, Ky.....L	2-12
1975	Louisville, Ky.....L	3-8
1975	Bowling Green, Ky....L	3-4
1975	Bowling Green, Ky....L	5-6
1976	Louisville, Ky.....W	12-11
1976	Louisville, Ky.....L	4-26
1977	Louisville, Ky.....L	3-4
1977	Bowling Green, Ky....L	3-4
1977	Bowling Green, Ky....L	4-5
1978	Louisville, Ky.....L	2-10
1978	Louisville, Ky.....W	15-10
4/3/79	Bowling Green, Ky....W	6-2
	Bowling Green, Ky....L	1-2
4/17/79	Louisville, Ky.....W	4-2
	Louisville, Ky.....W	4-3
4/1/80	Bowling Green, Ky....W	8-3
	Bowling Green, Ky....W	3-2
3/31/81	Bowling Green, Ky....W	5-2
	Bowling Green, Ky....W	5-2
4/14/81	Louisville, Ky.....W	11-3
	Louisville, Ky.....L	8-11
3/29/82	Louisville, Ky.....W	12-2
	Louisville, Ky.....W	9-7
5/8/83	Louisville, Ky.....W	10-9
	Louisville, Ky.....W	5-3
4/4/84	Bowling Green, Ky....L	8-13
	Bowling Green, Ky....L	1-2
4/10/84	Louisville, Ky.....L	2-12
	Louisville, Ky.....W	14-9
4/23/85	Louisville, Ky.....W	19-15
4/25/85	Bowling Green, Ky....W	7-6
4/17/86	Louisville, Ky.....L	1-4
2/23/88	Bowling Green, Ky....W	9-8
4/20/88	Louisville, Ky.....W	18-5
3/29/90	Bowling Green, Ky....W	5-0
3/7/91	Bowling Green, Ky....L	5-12
2/26/92	Louisville, Ky.....L	7-12
4/7/92	Bowling Green, Ky....L	10-16
3/11/93	Louisville, Ky.....W	12-11
3/30/93	Bowling Green, Ky....W	12-11
3/28/94	Louisville, Ky.....L	6-5
4/13/94	Bowling Green, Ky....W	14-12
3/9/95	Louisville, Ky.....W	13-4

GENERAL

HILTOPPERS

2018 REVIEW

HISTORY

UNIVERSITY

OPPONENTS

4/4/95	Bowling Green, Ky.....L	6-9
3/27/96	Louisville, Ky.....W	17-3
4/16/96	Bowling Green, Ky.....W	12-9
3/4/97	Louisville, Ky.....W	11-7
3/19/97	Bowling Green, Ky.....W	8-7
3/24/98	Bowling Green, Ky.....W	10-9
3/2/99	Louisville, Ky.....L	6-9
3/10/99	Bowling Green, Ky.....L	8-9
2/23/00	Louisville, Ky.....L	4-6
3/22/00	Bowling Green, Ky.....L	7-8
3/21/01	Louisville, Ky.....L	1-4
4/24/01	Bowling Green, Ky.....L	2-4
4/9/02	Louisville, Ky.....W	10-9
4/30/02	Louisville, Ky.....L	3-11
3/11/03	Louisville, Ky.....L	1-18
3/25/03	Bowling Green Ky.....W	4-3
3/23/04	Louisville, Ky.....W	8-1
4/6/04	Bowling Green, Ky.....L	6-9
4/5/05	Bowling Green, Ky.....L	4-9
4/25/05	Louisville, Ky.....L	8-9
4/25/06	Louisville, Ky.....W	4-3
5/2/06	Bowling Green, Ky.....W	10-6
3/7/07	Louisville, Ky.....L	1-4
4/17/07	Bowling Green, Ky.....L	3-14
4/1/08	Bowling Green, Ky.....W	10-5
4/30/08	Louisville, Ky.....L	7-8
3/25/09	Louisville, Ky.....L	6-7
5/12/09	Bowling Green, Ky.....L	2-10
4/14/10	Bowling Green, Ky.....L	6-7
4/21/10	Louisville, Ky.....L	4-7
3/29/11	Louisville, Ky.....L	1-3
4/5/11	Bowling Green, Ky.....L	15-5
4/03/12	Louisville, Ky.....L	2-9
5/01/12	Bowling Green, Ky.....W	8-1
4/9/13	Bowling Green, Ky.....W	6-5
4/30/13	Louisville, Ky.....L	6-2
3/26/14	Bowling Green, Ky.....L	3-5
4/22/14	Louisville, Ky.....L	1-3
4/22/15	Louisville, Ky.....W	7-3
3/29/16	Bowling Green, Ky.....L	0-17
4/12/16	Louisville, Ky.....L	2-14
3/28/17	Louisville, Ky.....L	1-11
3/21/18	Bowling Green, Ky.....L	5-8
4/24/18	Louisville, Ky.....L	4-5

LSU (0-3)
Away: 0-3

2/16/96	Baton Rouge, La.....L	0-9
2/17/96	Baton Rouge, La.....L	0-18
2/18/96	Baton Rouge, La.....L	1-18

Marietta (Ga.) (0-2)
Neutral: 0-2

3/9/81	Panama City, Fla.....L	6-9
3/14/85	Paintsville, Ky.....L	4-5

Marshall (11-13)
Home: 9-8; Away: 2-5

2/29/92	Bowling Green, Ky.....L	7-10
	Bowling Green, Ky.....W	8-2
3/1/92	Bowling Green, Ky.....W	5-4
4/14/93	Huntington, W.Va.....W	8-2
3/19/94	Bowling Green, Ky.....L	1-8
	Bowling Green, Ky.....W	5-4
3/20/94	Bowling Green, Ky.....L	6-9
3/2/96	Bowling Green, Ky.....L	4-12
	Bowling Green, Ky.....W	9-5
3/3/96	Bowling Green, Ky.....W	22-6
2/26/99	Bowling Green, Ky.....W	9-5
2/27/99	Bowling Green, Ky.....W	6-2
5/8/15	Charleston, W.Va.....L	2-3
5/9/15	Charleston, W.Va.....L	3-5
5/10/15	Charleston, W.Va.....W	12-3
5/13/16	Bowling Green, Ky.....L	1-8
5/14/16	Bowling Green, Ky.....L	1-14
5/15/16	Bowling Green, Ky.....L	2-5
5/5/17	Huntington, W.Va.....L	2-3
5/6/17	Huntington, W.Va.....L	9-10
5/7/17	Huntington, W.Va.....L	0-8
4/13/18	Bowling Green, Ky.....L	5-6
	Bowling Green, Ky.....W	6-2
4/15/18	Bowling Green, Ky.....W	7-5

Maryland (0-2)
Neutral: 0-2

2/13/05	Rock Hill, S.C.....L	1-2
	(Coca-Cola Classic)	
2/13/15	Myrtle Beach, S.C.....L	3-7
	(Caravelle Resort Tournament)	

McKendree (Ill.) (3-0)
Home: 3-0

4/3/80	Bowling Green, Ky.....W	1-0
4/4/80	Bowling Green, Ky.....W	18-4
	Bowling Green, Ky.....W	3-1

Memphis (1-3)
Away: 1-2 ; Neutral: 0-1

5/11/87	Charlotte, N.C.....L	3-13
2/17/18	Memphis, Tenn.....L	0-4
2/18/18	Memphis, Tenn.....W	3-1
	Memphis, Tenn.....L	1-7

Mercer (0-5)
Away: 0-5

1976	Macon, Ga.....L	3-5
1977	Macon, Ga.....L	3-8
1977	Macon, Ga.....L	6-7
1977	Macon, Ga.....L	4-9
2/21/92	Macon, Ga.....L	7-11

Miami (Fla.) (0-1)
Away: 0-1

1978	Miami, Fla.....L	2-3
------	------------------	-----

Miami (Ohio) (1-0)
Home: 1-0

1951	Bowling Green, Ky.....W	10-7
------	-------------------------	------

Michigan State (4-0)
Home: 4-0

1927	Bowling Green, Ky.....W	4-3
3/15/03	Bowling Green, Ky.....W	3-2
	Bowling Green, Ky.....W	13-3
3/16/03	Bowling Green, Ky.....W	5-0

Middle Tennessee (126-105-2)
Home: 75-42-1; Away: 50-60-1;
Neutral: 1-3

1911	Murfreesboro, Tenn. W	7-2
1911	Murfreesboro, Tenn. W	11-0
1912	Bowling Green, Ky.....W	5-3
1912	Bowling Green, Ky.....L	4-5
1912	Murfreesboro, Tenn. W	9-0
1913	Murfreesboro, Tenn. W	7-2
1913	Murfreesboro, Tenn. W	11-1
1913	Bowling Green, Ky.....W	15-2
1913	Bowling Green, Ky.....W	3-2
1914	Bowling Green, Ky.....W	3-2
1914	Bowling Green, Ky.....W	13-9
1914	Murfreesboro, Tenn..L	5-20
1914	Murfreesboro, Tenn. W	12-6
1923	Murfreesboro, Tenn. W	8-1
1924	Murfreesboro, Tenn. W	16-8
1924	Murfreesboro, Tenn. W	17-8
1925	Murfreesboro, Tenn. W	14-0
1925	Murfreesboro, Tenn. W	10-6
1925	Bowling Green, Ky.....W	4-3
1925	Bowling Green, Ky.....L	3-8
1927	Murfreesboro, Tenn..L	3-4
1927	Murfreesboro, Tenn. W	4-0
1927	Bowling Green, Ky.....W	6-1
1927	Bowling Green, Ky.....W	5-3
1928	Bowling Green, Ky.....W	21-2
1928	Bowling Green, Ky.....L	1-8
1928	Murfreesboro, Tenn. W	7-6
1928	Murfreesboro, Tenn. W	5-2
1929	Murfreesboro, Tenn..L	11-12
1929	Bowling Green, Ky.....W	4-3
1929	Bowling Green, Ky.....L	3-5
1930	Bowling Green, Ky.....W	14-0
1930	Bowling Green, Ky.....W	1-0
1935	Bowling Green, Ky.....L	2-5
1936	Bowling Green, Ky.....W	11-6
1936	Murfreesboro, Tenn..L	8-9
1939	Murfreesboro, Tenn..L	5-6
1939	Bowling Green, Ky.....W	6-4
1940	Murfreesboro, Tenn..L	11-12
1940	Bowling Green, Ky.....L	7-14
1941	Murfreesboro, Tenn..L	9-10
1941	Bowling Green, Ky.....W	8-7
1952	Murfreesboro, Tenn. W	8-7
1953	Murfreesboro, Tenn. W	9-8
1953	Bowling Green, Ky.....T	6-6

1954	Murfreesboro, Tenn. .L	2-15	1974	Bowling Green, Ky.....W	2-1	5/9/95	Murfreesboro, Tenn..L	7-12
1954	Bowling Green, Ky.....L	4-5	1975	Murfreesboro, Tenn..L	1-3	4/11/96	Bowling Green, Ky.....W	8-4
1954	Murfreesboro, Tenn. .L	5-15	1976	Murfreesboro, Tenn..L	3-5	4/25/96	Murfreesboro, Tenn..L	5-10
1955	Murfreesboro, Tenn. .L	3-5	1976	Murfreesboro, Tenn..L	3-5	4/1/97	Bowling Green, Ky.....W	11-10
1955	Bowling Green, Ky.....W	12-11	1976	Murfreesboro, Tenn..L	0-3	4/23/98	Murfreesboro, Tenn. W	5-4
1956	Murfreesboro, Tenn..L	2-3	1976	Murfreesboro, Tenn..L	3-4	4/6/99	Murfreesboro, Tenn..L	7-9
1956	Bowling Green, Ky.....W	9-3	1977	Bowling Green, Ky.....L	1-5	4/13/99	Bowling Green, Ky.....W	6-3
1956	Murfreesboro, Tenn. .L	5-7	1977	Bowling Green, Ky.....L	2-5	4/26/00	Bowling Green, Ky.....L	6-11
1957	Murfreesboro, Tenn. W	7-1	1977	Murfreesboro, Tenn..L	0-3	5/4/01	Bowling Green, Ky.....L	1-5
1957	Bowling Green, Ky.....W	13-9	1977	Murfreesboro, Tenn..L	1-5	5/5/01	Bowling Green, Ky.....L	4-10
1958	Murfreesboro, Tenn. .L	5-6	1978	Murfreesboro, Tenn. W	12-1		Bowling Green, Ky.....W	1-0
1958	Bowling Green, Ky.....L	4-14	1978	Murfreesboro, Tenn. W	6-5	5/17/01	Lafayette, La.L	4-9
1959	Murfreesboro, Tenn. .L	5-7	1978	Bowling Green, Ky.....W	2-0		(Sun Belt Tournament)	
1959	Bowling Green, Ky.....W	4-0	1978	Bowling Green, Ky.....W	7-1	4/12/02	Murfreesboro, Tenn. W	5-3
1960	Murfreesboro, Tenn. W	8-6	3/31/79	Murfreesboro, Tenn..L	4-5	4/13/02	Murfreesboro, Tenn. W	10-4
1960	Bowling Green, Ky.....L	5-8		Murfreesboro, Tenn..L	1-7	4/14/02	Murfreesboro, Tenn..L	4-6
1962	Bowling Green, Ky.....L	1-6	4/14/79	Bowling Green, Ky.....W	4-1	4/25/03	Bowling Green, Ky.....W	5-1
1962	Murfreesboro, Tenn. .L	3-6		Bowling Green, Ky.....W	2-0	4/26/03	Bowling Green, Ky.....W	15-7
1962	Murfreesboro, Tenn. .L	1-8	3/29/80	Murfreesboro, Tenn. W	3-0	4/27/03	Bowling Green, Ky.....L	2-6
1963	Bowling Green, Ky.....W	4-2		Murfreesboro, Tenn. W	5-1	5/24/04	Lafayette, La.L	5-8
1963	Bowling Green, Ky.....W	4-2	4/12/80	Bowling Green, Ky.....W	6-1		(Sun Belt Tournament)	
1963	Murfreesboro, Tenn. W	7-5		Bowling Green, Ky.....W	5-2	4/30/04	Murfreesboro, Tenn. W	15-3
1963	Murfreesboro, Tenn. .L	2-8	5/1/80	Bowling Green, Ky.....L	5-8	5/1/04	Murfreesboro, Tenn..L	5-8
1964	Bowling Green, Ky.....L	1-2		(OVC Tournament)		5/2/04	Murfreesboro, Tenn..L	7-11
1964	Bowling Green, Ky.....L	1-2	5/2/80	Bowling Green, Ky.....W	8-2	5/29/04	Mobile, Ala.W	14-4
1965	Murfreesboro, Tenn. .L	2-19		(OVC Tournament)			(Sun Belt Tournament)	
1965	Murfreesboro, Tenn. W	6-0	4/7/82	Murfreesboro, Tenn. W	5-2	4/15/05	Bowling Green, Ky.....L	5-7
1965	Bowling Green, Ky.....L	2-4		Murfreesboro, Tenn..L	1-5	4/16/05	Bowling Green, Ky.....W	10-1
1965	Bowling Green, Ky.....W	1-0	4/18/82	Bowling Green, Ky.....L	0-3	4/17/05	Bowling Green, Ky.....L	8-9
1966	Bowling Green, Ky.....L	1-2		Bowling Green, Ky.....W	5-4	5/26/05	Miami, Fla.....L	8-11
1966	Bowling Green, Ky.....L	4-5	5/2/82	Bowling Green, Ky.....L	6-9		(Sun Belt Tournament)	
1967	Murfreesboro, Tenn. W	4-1		(OVC Tournament)		4/14/06	Murfreesboro, Tenn. .L	5-6
1967	Murfreesboro, Tenn. .L	4-5	3/3/83	Bowling Green, Ky.....W	4-3	4/15/06	Murfreesboro, Tenn. W	4-7
1967	Bowling Green, Ky.....L	3-4	3/16/83	Murfreesboro, Tenn. W	11-8	4/16/06	Murfreesboro, Tenn..L	4-11
1967	Bowling Green, Ky.....L	2-5	3/14/84	Bowling Green, Ky.....L	1-4	5/17/07	Murfreesboro, Tenn..L	1-7
1968	Murfreesboro, Tenn. .L	0-11	3/1/85	Bowling Green, Ky.....W	12-1	5/18/07	Murfreesboro, Tenn. W	2-0
1968	Murfreesboro, Tenn. .L	2-4	3/2/85	Bowling Green, Ky.....W	13-9	5/19/07	Murfreesboro, Tenn. W	4-2
1968	Bowling Green, Ky.....L	3-5	4/4/85	Bowling Green, Ky.....W	7-6	5/15/08	Bowling Green, Ky.....L	5-7
1968	Bowling Green, Ky.....L	3-4	4/16/85	Murfreesboro, Tenn. W	8-4	5/16/08	Bowling Green, Ky.....W	6-5
1969	Murfreesboro, Tenn. W	9-0	3/2/86	Bowling Green, Ky.....W	2-1	5/17/08	Bowling Green, Ky.....W	7-2
1969	Bowling Green, Ky.....W	4-1	3/28/86	Murfreesboro, Tenn. W	8-7	5/14/09	Murfreesboro, Tenn..L	4-10
1969	Bowling Green, Ky.....W	2-1	4/3/86	Bowling Green, Ky.....W	3-2	5/15/09	Murfreesboro, Tenn. .L	5-11
1970	Murfreesboro, Tenn. W	7-4	3/2/87	Murfreesboro, Tenn..L	4-7	5/20/10	Bowling Green, Ky. ...W	5-1
1970	Murfreesboro, Tenn. .T	7-7	3/4/87	Bowling Green, Ky.....W	11-5	5/21/10	Bowling Green, Ky.L	2-7
1970	Bowling Green, Ky.....W	11-8	4/8/87	Murfreesboro, Tenn..L	4-5	5/22/10	Bowling Green, Ky. ...W	15-5
1970	Bowling Green, Ky.....W	9-3	2/24/88	Murfreesboro, Tenn..L	3-4	3/18/11	Bowling Green, Ky.....W	5-2
1971	Murfreesboro, Tenn. W	18-0	4/12/88	Bowling Green, Ky.....L	2-6	3/19/11	Bowling Green, Ky.....W	10-4
1971	Murfreesboro, Tenn. .L	1-2	3/1/89	Bowling Green, Ky.....W	3-1	3/20/11	Bowling Green, Ky.....W	5-4
1971	Bowling Green, Ky.....W	7-5	3/22/89	Bowling Green, Ky.....L	5-7	5/19/11	Murfreesboro, Tenn.W	4-0
1971	Bowling Green, Ky.....W	5-4	2/28/90	Murfreesboro, Tenn..L	8-9	5/20/11	Murfreesboro, Tenn..L	1-5
1972	Murfreesboro, Tenn. W	8-1	4/10/90	Murfreesboro, Tenn. W	5-1	5/21/11	Murfreesboro, Tenn. W	8-6
1972	Bowling Green, Ky.....W	6-2	4/18/90	Bowling Green, Ky.....W	8-7	3/16/12	Murfreesboro, Tenn. W	9-2
1972	Bowling Green, Ky.....W	10-4		Bowling Green, Ky.....L	4-8	3/17/12	Murfreesboro, Tenn..L	2-7
1972	Bowling Green, Ky.....W	3-2	5/10/91	Bowling Green, Ky.....W	11-3	3/18/12	Murfreesboro, Tenn..L	1-9
1973	Murfreesboro, Tenn. .L	1-2	4/8/92	Bowling Green, Ky.....L	7-8	5/17/12	Bowling Green, Ky.....W	4-2
1973	Murfreesboro, Tenn. .L	0-1	4/23/92	Murfreesboro, Tenn..L	10-24	5/18/12	Bowling Green, Ky.....W	5-4
1973	Murfreesboro, Tenn. W	2-1	4/16/93	Bowling Green, Ky.....L	7-8	5/19/12	Bowling Green, Ky.....L	1-6
1973	Murfreesboro, Tenn. .L	5-10	4/19/93	Murfreesboro, Tenn..L	6-10	3/15/13	Bowling Green, Ky.....W	6-5
1974	Bowling Green, Ky.....W	8-7	4/25/94	Bowling Green, Ky.....W	7-5	3/16/13	Bowling Green, Ky.....W	12-2
1974	Bowling Green, Ky.....L	2-8	5/10/94	Murfreesboro, Tenn..L	5-16		Bowling Green, Ky.....W	9-7
1974	Bowling Green, Ky.....W	6-2	4/26/95	Bowling Green, Ky.....L	4-14	5/16/13	Murfreesboro, Tenn. W	11-8

GENERAL

HILTOPPERS

2018 REVIEW

HISTORY

UNIVERSITY

OPPONENTS

5/17/13	Murfreesboro, Tenn. W	8-2	1971	Bowling Green, Ky.....L	2-3	1953	Bowling Green, Ky.....W	3-2
5/18/13	Murfreesboro, Tenn. W	3-2	1971	Bowling Green, Ky.....L	5-6	1954	Murray, Ky.....W	7-2
5/1/15	Murfreesboro, Tenn. L	4-5	1971	Bowling Green, Ky.....W	5-4	1954	Bowling Green, Ky.....W	8-4
5/2/15	Murfreesboro, Tenn. L	4-5	1972	Bowling Green, Ky.....W	5-4	1955	Bowling Green, Ky.....L	3-5
5/3/15	Murfreesboro, Tenn. L	2-9	1972	Bowling Green, Ky.....L	1-2	1955	Bowling Green, Ky.....W	9-0
3/25/16	Bowling Green, Ky.....W	3-1	1973	Bowling Green, Ky.....W	11-10	1955	Murray, Ky.....L	5-9
3/26/16	Bowling Green, Ky.....W	10-4	1973	Bowling Green, Ky.....L	6-8	1955	Murray, Ky.....L	7-9
3/27/16	Bowling Green, Ky.....W	2-1	1978	Morehead, Ky.....L	2-9	1956	Murray, Ky.....W	7-4
3/24/17	Murfreesboro, Tenn. W	10-3	1978	Morehead, Ky.....L	10-14	1956	Murray, Ky.....L	0-1
3/25/17	Murfreesboro, Tenn. L	9-10	4/21/79	Morehead, Ky.....L	12-13	1956	Bowling Green, Ky.....L	4-7
3/26/17	Murfreesboro, Tenn. W	4-2		Morehead, Ky.....L	7-11	1957	Bowling Green, Ky.....W	1-0
3/16/18	Bowling Green Ky.....L	2-3	4/28/79	Bowling Green, Ky.....W	6-4	1957	Murray, Ky.....L	4-5
3/17/18	Bowling Green, Ky.....L	7-8		Bowling Green, Ky.....L	4-7	1957	Murray, Ky.....W	6-2
3/18/18	Bowling Green, Ky.....W	10-7	4/19/80	Morehead, Ky.....W	20-4	1957	Bowling Green, Ky.....W	5-4
				Morehead, Ky.....W	14-11	1958	Bowling Green, Ky.....L	4-7
			4/26/80	Bowling Green, Ky.....W	9-2	1958	Murray, Ky.....W	7-5
				Bowling Green, Ky.....L	4-9	1959	Bowling Green, Ky.....W	5-3
			5/2/80	Bowling Green, Ky.....W	1-0	1959	Murray, Ky.....L	0-5
				(OVC Tournament)		1960	Bowling Green, Ky.....W	5-2
			4/12/81	Morehead, Ky.....W	20-10	1961	Murray, Ky.....L	1-6
			4/18/81	Bowling Green, Ky.....W	5-0	1961	Murray, Ky.....L	2-5
				Bowling Green, Ky.....W	7-3	1961	Bowling Green, Ky.....L	6-7
			4/26/81	Morehead, Ky.....L	6-17	1961	Bowling Green, Ky.....L	8-14
			4/30/82	Bowling Green, Ky.....L	5-6	1962	Murray, Ky.....L	6-8
				(OVC Tournament)		1962	Murray, Ky.....L	4-9
			5/1/82	Bowling Green, Ky.....W	9-4	1962	Bowling Green, Ky.....W	4-1
			3/10/06	Morehead, Ky.....W	10-5	1962	Bowling Green, Ky.....L	0-4
			3/22/06	Bowling Green, Ky.....L	3-10	1963	Bowling Green, Ky.....L	1-6
						1963	Bowling Green, Ky.....L	5-11
						1963	Murray, Ky.....L	0-5
						1963	Murray, Ky.....L	2-7
						1964	Murray, Ky.....L	0-4
			1922	Bowling Green, Ky.....W	9-0	1964	Murray, Ky.....W	3-2
						1964	Bowling Green, Ky.....L	1-4
						1964	Bowling Green, Ky.....L	2-5
						1965	Murray, Ky.....L	0-3
			1932	Murray, Ky.....W	N/A	1965	Murray, Ky.....L	1-3
			1932	Murray, Ky.....W	N/A	1966	Bowling Green, Ky.....W	3-0
			1932	Bowling Green, Ky.....W	6-2	1966	Bowling Green, Ky.....W	11-9
			1941	Murray, Ky.....L	3-7	1966	Murray, Ky.....L	0-5
			1941	Murray, Ky.....W	9-7	1966	Murray, Ky.....L	1-2
			1941	Bowling Green, Ky.....W	5-3	1967	Murray, Ky.....L	5-9
			1941	Bowling Green, Ky.....L	9-5	1967	Murray, Ky.....L	1-4
			1946	Bowling Green, Ky.....W	2-0	1967	Bowling Green, Ky.....L	5-7
			1947	Bowling Green, Ky.....W	1-0	1967	Bowling Green, Ky.....L	3-6
			1947	Bowling Green, Ky.....W	4-2	1968	Murray, Ky.....W	12-4
			1948	Bowling Green, Ky.....W	6-2	1968	Murray, Ky.....W	9-6
			1948	Bowling Green, Ky.....L	3-6	1969	Murray, Ky.....L	0-1
			1948	Murray, Ky.....L	3-12	1969	Murray, Ky.....W	5-2
			1948	Murray, Ky.....L	1-2	1969	Bowling Green, Ky.....W	7-6
			1949	Bowling Green, Ky.....L	2-5	1969	Bowling Green, Ky.....W	5-3
			1949	Murray, Ky.....W	7-3	1970	Murray, Ky.....L	2-5
			1950	Murray, Ky.....W	8-1	1970	Murray, Ky.....W	7-2
			1950	Murray, Ky.....L	4-5	1970	Bowling Green, Ky.....W	5-3
			1951	Murray, Ky.....W	9-7	1970	Bowling Green, Ky.....L	4-6
			1951	Murray, Ky.....W	5-3	1972	Bowling Green, Ky.....L	2-3
			1951	Bowling Green, Ky.....W	11-5	1972	Bowling Green, Ky.....L	0-2
			1951	Bowling Green, Ky.....W	7-3	1972	Bowling Green, Ky.....L	3-9
			1952	Murray, Ky.....W	17-2	1973	Murray, Ky.....L	2-12
			1952	Bowling Green, Ky.....W	6-1	1973	Murray, Ky.....L	0-3
			1953	Murray, Ky.....W	6-2	1973	Murray, Ky.....W	6-1
Milliken (Ill.) (1-0)								
Home: 1-0								
1952	Bowling Green, Ky.....W	2-1						
Mississippi State (1-3)								
Away: 1-3								
2/27/04	Starkville, Miss.....L	0-12	(Mississippi State Challenge)					
3/10/09	Starkville, Miss.....L	3-9						
3/10/15	Starkville, Miss.....L	5-6						
3/11/15	Starkville, Miss.....W	3-1						
Missouri (3-0)								
Neutral: 3-0								
3/11/81	Panama City, Fla.....W	5-4						
5/29/09	Oxford, Miss.....W	11-5	(NCAA Regional)					
5/31/09	Oxford, Miss.....W	11-6	(NCAA Regional)					
Missouri State (1-1)								
Neutral: 1-1								
3/11/86	Jacksonville, Fla.....W	15-0						
3/12/86	Jacksonville, Fla.....L	5-6						
Morehead State (17-20)								
Home: 9-9; Away: 8-11								
1935	Morehead, Ky.....W	14-7						
1957	Morehead, Ky.....L	2-3	(OVC Tournament)					
1957	Morehead, Ky.....W	1-0	(OVC Tournament)					
1957	Morehead, Ky.....L	2-13	(OVC Tournament)					
1959	Morehead, Ky.....W	6-5						
1960	Morehead, Ky.....W	9-0						
1969	Morehead, Ky.....L	6-7	(OVC Tournament)					
1969	Morehead, Ky.....L	3-6	(OVC Tournament)					
1971	Morehead, Ky.....L	4-7						
1971	Morehead, Ky.....L	2-6						
1971	Bowling Green, Ky.....L	1-5						

1973	Murray, Ky.....	L	2-8
1974	Bowling Green, Ky.....	L	3-9
1974	Bowling Green, Ky.....	W	5-3
1974	Bowling Green, Ky.....	L	2-11
1974	Bowling Green, Ky.....	L	2-3
1975	Murray, Ky.....	L	9-10
1975	Murray, Ky.....	L	3-17
1976	Bowling Green, Ky.....	L	1-5
1976	Murray, Ky.....	L	0-5
1976	Murray, Ky.....	L	4-6
1976	Murray, Ky.....	L	4-10
1977	Bowling Green, Ky.....	L	1-4
1977	Murray, Ky.....	L	2-10
1977	Murray, Ky.....	L	6-12
1977	Murray, Ky.....	L	12-13
1978	Bowling Green, Ky.....	W	5-0
1978	Bowling Green, Ky.....	W	4-3
1978	Murray, Ky.....	L	2-6
1978	Murray, Ky.....	W	7-4
4/11/79	Bowling Green, Ky.....	W	1-0
	Bowling Green, Ky.....	T	5-5
4/29/79	Murray, Ky.....	L	4-10
	Murray, Ky.....	L	2-3
4/10/80	Bowling Green, Ky.....	L	0-5
	Bowling Green, Ky.....	L	6-8
5/3/80	Bowling Green, Ky.....	W	10-5
	(OVC Tournament)		
	Bowling Green, Ky.....	W	11-8
	(OVC Tournament)		
3/21/81	Murray, Ky.....	W	13-11
4/15/82	Murray, Ky.....	W	9-5
	Murray, Ky.....	W	6-5
4/24/96	Bowling Green, Ky.....	W	19-1
3/18/97	Bowling Green, Ky.....	W	8-2
4/23/97	Bowling Green, Ky.....	W	13-3
3/30/99	Murray, Ky.....	W	10-2
2/29/00	Murray, Ky.....	W	17-10
3/20/01	Murray, Ky.....	W	8-4
4/22/03	Murray, Ky.....	W	4-0
4/30/03	Bowling Green, Ky.....	W	13-7
3/24/04	Murray, Ky.....	L	11-13
3/24/10	Murray, Ky.....	W	14-5
4/6/10	Bowling Green, Ky.....	W	12-2
4/13/11	Bowling Green, Ky.....	W	3-2
2/28/12	Murray, Ky.....	L	2-10
4/15/15	Bowling Green, Ky.....	W	5-4
4/4/17	Bowling Green, Ky.....	W	10-9
4/18/17	Murray, Ky.....	W	8-5
NC State (0-1)			
Neutral: 0-1			
5/9/87	Charlotte, N.C.....	L	0-4
Nevada (0-1)			
Neutral: 0-1			
2/20/93	San Diego, Calif.....	L	1-9

New Mexico State (5-12)			
Home: 2-4; Away: 3-6;			
Neutral: 0-2			
4/13/01	Las Cruces, N.M.....	W	7-3
4/14/01	Las Cruces, N.M.....	W	10-9
4/15/01	Las Cruces, N.M.....	W	16-7
5/11/02	Bowling Green, Ky.....	W	15-1
	Bowling Green, Ky.....	L	0-2
5/12/02	Bowling Green, Ky.....	L	2-4
5/22/02	Mobile, Ala.....	L	0-6
	(Sun Belt Tournament)		
5/24/02	Mobile, Ala.....	L	5-7
	(Sun Belt Tournament)		
5/2/03	Las Cruces, N.M.....	L	4-10
5/3/03	Las Cruces, N.M.....	L	6-9
	Las Cruces, N.M.....	L	7-18
5/7/04	Bowling Green, Ky.....	L	1-2
5/8/04	Bowling Green, Ky.....	W	7-4
	Bowling Green, Ky.....	L	1-11
4/8/05	Las Cruces, N.M.....	L	7-16
4/9/05	Las Cruces, N.M.....	L	11-20
4/10/05	Las Cruces, N.M.....	L	4-9
New Orleans (30-25)			
Home: 14-10; Away: 13-13;			
Neutral: 3-2			
5/24/80	Tallahassee, Fla.....	W	4-3
	(NCAA Regional)		
4/8/95	Bowling Green, Ky.....	L	5-11
	Bowling Green, Ky.....	L	4-8
4/9/95	Bowling Green, Ky.....	L	3-9
3/16/96	New Orleans, La.....	L	8-19
	New Orleans, La.....	L	5-7
3/17/96	New Orleans, La.....	L	3-5
5/3/97	Bowling Green, Ky.....	W	11-4
	Bowling Green, Ky.....	L	7-10
5/4/97	Bowling Green, Ky.....	L	8-20
3/8/98	New Orleans, La.....	L	1-14
	New Orleans, La.....	W	9-3
3/13/99	New Orleans, La.....	W	11-2
	New Orleans, La.....	W	12-3
3/14/99	New Orleans, La.....	L	5-10
4/10/99	Bowling Green, Ky.....	W	7-5
	Bowling Green, Ky.....	W	5-0
4/11/99	Bowling Green, Ky.....	W	6-0
4/7/00	Bowling Green, Ky.....	W	3-0
4/9/00	Bowling Green, Ky.....	L	6-7
	Bowling Green, Ky.....	L	2-9
3/30/01	New Orleans, La.....	W	12-2
3/31/01	New Orleans, La.....	W	6-3
4/1/01	New Orleans, La.....	L	2-3
5/16/01	Lafayette, La.....	W	2-1
	(Sun Belt Tournament)		
5/18/01	Lafayette, La.....	L	4-13
	(Sun Belt Tournament)		
4/26/02	Bowling Green, Ky.....	W	4-1
4/27/02	Bowling Green, Ky.....	W	3-2
4/28/02	Bowling Green, Ky.....	W	13-12
5/16/03	New Orleans, La.....	W	8-5
5/17/03	New Orleans, La.....	L	8-13

5/18/03	New Orleans, La.....	W	6-5
5/21/04	Bowling Green, Ky.....	W	1-0
5/22/04	Bowling Green, Ky.....	L	1-4
5/23/04	Bowling Green, Ky.....	W	12-11
3/25/05	New Orleans, La.....	W	14-5
3/26/05	New Orleans, La.....	L	5-6
3/27/05	New Orleans, La.....	L	5-14
3/24/06	Bowling Green, Ky.....	L	5-14
3/25/06	Bowling Green, Ky.....	L	0-16
3/26/06	Bowling Green, Ky.....	W	13-3
5/4/07	New Orleans, La.....	W	4-3
5/5/07	New Orleans, La.....	L	7-9
5/6/07	New Orleans, La.....	L	11-13
5/23/07	Mobile, Ala.....	L	6-11
	(Sun Belt Tournament)		
4/11/08	New Orleans, La.....	L	10-11
4/12/08	New Orleans, La.....	L	3-5
4/13/08	New Orleans, La.....	W	13-12
5/25/08	Lafayette, La.....	W	17-5
	(Sun Belt Tournament)		
4/10/09	Bowling Green, Ky.....	W	13-1
4/11/09	Bowling Green, Ky.....	W	14-1
4/12/09	Bowling Green, Ky.....	W	14-4
3/12/10	New Orleans, La.....	W	17-1
3/13/10	New Orleans, La.....	W	7-6
3/14/10	New Orleans, La.....	W	13-7
New York Tech (1-0)			
Neutral: 1-0			
3/5/11	Charleston, S.C.....	W	17-1
	(College of Charleston Tour.)		
North Alabama (2-0)			
Away: 2-0			
3/8/81	Florence, Ala.....	W	14-1
	Florence, Ala.....	W	4-2
Northeastern Illinois (14-3)			
Home: 14-2; Away: 0-1			
4/19/79	Bowling Green, Ky.....	W	12-0
	Bowling Green, Ky.....	W	10-7
4/20/79	Bowling Green, Ky.....	W	13-3
2/25/89	Bowling Green, Ky.....	W	12-2
	Bowling Green, Ky.....	W	7-0
2/26/89	Bowling Green, Ky.....	W	9-3
5/8/90	Bowling Green, Ky.....	L	0-6
5/9/90	Bowling Green, Ky.....	W	4-1
3/27/91	Bowling Green, Ky.....	W	2-0
3/28/91	Bowling Green, Ky.....	W	11-7
3/27/92	Bowling Green, Ky.....	W	6-5
3/28/92	Bowling Green, Ky.....	W	10-4
	Bowling Green, Ky.....	W	2-0
3/6/93	Bowling Green, Ky.....	W	9-1
	Bowling Green, Ky.....	W	6-3
3/7/93	Bowling Green, Ky.....	L	3-5
2/28/97	Chicago, Ill.....	L	3-5

GENERAL
HILTOPPERS
2018 REVIEW
HISTORY
UNIVERSITY
OPPONENTS

Northern Illinois (6-2)

Home: 6-2

1938	Bowling Green, Ky.....L	0-8
2/25/95	Bowling Green, Ky.....W	11-6
2/26/95	Bowling Green, Ky.....W	2-1
	Bowling Green, Ky.....W	3-1
2/23/18	Bowling Green, Ky.....W	9-5
	Bowling Green, Ky.....W	1-0
2/24/18	Bowling Green, Ky.....W	10-2
2/25/18	Bowling Green, Ky.....L	0-5

Northern Iowa (2-3)

Home: 2-3

3/17/90	Bowling Green, Ky.....W	6-3
3/18/90	Bowling Green, Ky.....L	6-8
3/7/03	Bowling Green, Ky.....L	7-9
3/8/03	Bowling Green, Ky.....L	4-5
3/9/03	Bowling Green, Ky.....W	10-4

Notre Dame (0-1)

Home: 0-1

1926	Bowling Green, Ky.....L	2-6
------	-------------------------	-----

Oakland (3-0)

Home: 3-0

3/10/01	Bowling Green, Ky.....W	6-2
	Bowling Green, Ky.....W	4-3
3/11/01	Bowling Green, Ky.....W	25-6

Ohio (8-4)

Home: 8-4

1978	Bowling Green, Ky.....W	13-11
2/26/00	Bowling Green, Ky.....W	10-1
2/27/00	Bowling Green, Ky.....W	7-3
2/20/04	Bowling Green, Ky.....L	9-11
2/21/04	Bowling Green, Ky.....W	5-2
2/22/04	Bowling Green, Ky.....W	16-4
2/24/06	Bowling Green, Ky.....W	9-1
2/25/06	Bowling Green, Ky.....W	11-7
2/26/06	Bowling Green, Ky.....L	10-14
3/3/17	Bowling Green, Ky.....W	5-4
3/4/17	Bowling Green, Ky.....L	0-3
3/5/17	Bowling Green, Ky.....L	0-3

Ohio State (0-4)

Home: 0-3; Neutral: 0-1

1925	Bowling Green, Ky.....L	2-7
3/1/14	Greenville, N.C.....L	4-5
3/8/15	Bowling Green, Ky.....L	1-10
3/9/15	Bowling Green, Ky.....L	4-6

Ohio Wesleyan (1-0)

Home: 1-0

1925	Bowling Green, Ky.....W	12-7
------	-------------------------	------

Oklahoma (1-0)

Neutral: 1-0

2/10/07	Wilmington, N.C.....W	11-5
	(Hughes Bros. Challenge)	

Oklahoma State (0-2)

Away: 0-1; Neutral: 0-1

3/5/95	Houston, Texas.....L	3-6
	(Rice Tournament)	
5/30/08	Stillwater, Okla.....L	3-5
	(NCAA Regional)	

Old Dominion (4-7)

Home: 2-1; Away: 1-4;

Neutral: 1-2

5/14/85	Norfolk, Va.....L	10-11
	(Sun Belt Tournament)	
5/14/86	Tampa, Fla.....W	7-5
	(Sun Belt Tournament)	
5/16/86	Tampa, Fla.....L	3-17
	(Sun Belt Tournament)	
5/14/87	Norfolk, Va.....W	8-4
	(Sun Belt Tournament)	
5/17/91	Jacksonville, Fla.....L	6-9
	(Sun Belt Tournament)	
3/14/15	Bowling Green, Ky.....L	1-3
	Bowling Green, Ky.....W	6-3
3/15/15	Bowling Green, Ky.....W	9-5
3/18/16	Norfolk, Va.....L	3-8
	Norfolk, Va.....L	2-4
3/19/16	Norfolk, Va.....L	8-12

Ole Miss (4-5)

Away: 4-5

2/19/94	Oxford, Miss.....L	7-12
2/20/94	Oxford, Miss.....L	2-6
6/4/04	Oxford, Miss.....W	1-0
	(NCAA Regional)	
3/11/08	Oxford, Miss.....L	3-10
3/12/08	Oxford, Miss.....W	8-5
5/30/09	Oxford, Miss.....L	4-7
	(NCAA Regional)	
5/31/09	Oxford, Miss.....W	10-9
	(NCAA Regional)	
6/1/09	Oxford, Miss.....L	1-4
	(NCAA Regional)	
3/9/11	Oxford, Miss.....W	7-3

Olivet (Mich.) (1-0)

Neutral: 1-0

3/10/81	Marianna, Fla.....W	2-1
---------	---------------------	-----

Oregon State (0-1)

Neutral: 0-1

2/16/02	San Diego, Calif.....L	2-6
---------	------------------------	-----

Pacific (0-1)

Neutral: 0-1

2/27/11	Conway, S.C.....L	1-4
	(Baseball at the Beach)	

Pittsburgh (1-0)

Neutral: 1-0

3/2/14	Greenville, N.C.....W	3-2
--------	-----------------------	-----

Port Huron (1-0-1)

Home: 1-0-1

1965	Bowling Green, Ky.....W	5-3
1965	Bowling Green, Ky.....T	4-4

Presbyterian (3-4)

Home: 3-2; Away: 0-2

1923	Bowling Green, Ky.....W	8-1
1923	Bowling Green, Ky.....W	12-8
1923	Bowling Green, Ky.....W	14-6
1925	Bowling Green, Ky.....L	1-5
1925	Bowling Green, Ky.....L	4-8
1925	Clinton, S.C.....L	3-6
1925	Clinton, S.C.....L	2-5

Purdue (4-5)

Home: 3-5; Away: 1-0

1948	Bowling Green, Ky.....L	7-16
2/25/00	Bowling Green, Ky.....L	3-6
3/2/07	Bowling Green, Ky.....L	6-10
3/3/07	Bowling Green, Ky.....L	5-12
3/4/07	Bowling Green, Ky.....L	1-13
5/15/07	West Lafayette, Ind...W	4-3
2/29/08	Bowling Green, Ky.....W	4-1
3/1/08	Bowling Green, Ky.....W	12-5
3/2/08	Bowling Green, Ky.....W	5-0

Quincy (Ill.) (2-0)

Home: 2-0

4/7/80	Bowling Green, Ky.....W	14-4
	Bowling Green, Ky.....W	6-1

Rice (4-16)

Home: 0-6; Away: 4-10

3/11/88	Houston, Texas.....L	2-8
3/12/88	Houston, Texas.....L	11-14
3/9/89	Houston, Texas.....L	7-8
3/10/89	Houston, Texas.....L	1-3
3/11/89	Houston, Texas.....L	4-6
3/9/90	Houston, Texas.....W	3-0
3/10/90	Houston, Texas.....W	2-1
3/3/95	Houston, Texas.....L	6-7
	(Rice Tournament)	
4/24/15	Bowling Green, Ky.....L	4-11
	Bowling Green, Ky.....L	2-3
4/26/15	Bowling Green, Ky.....L	2-3
4/15/16	Houston, Texas.....L	3-9
4/16/16	Houston, Texas.....L	2-5
	Houston, Texas.....L	2-3

4/21/17	Bowling Green, Ky.....L	4-8
4/22/17	Bowling Green, Ky.....L	5-10
	Bowling Green, Ky.....L	2-13
3/23/18	Houston, Texas.....L	0-4
3/24/18	Houston, Texas.....W	5-4
3/25/18	Houston, Texas.....W	4-0

Rollins (0-0-1)
Away: 0-0-1

3/6/84	Orlando, Fla.T	8-8
--------	---------------------	-----

Saint Louis (7-5)
Home: 6-3; Away: 1-2

1966	Bowling Green, Ky.....L	5-7
1966	Bowling Green, Ky.....L	4-18
1967	St. Louis, Mo.....L	2-3
1967	St. Louis, Mo.....W	13-12
1970	St. Louis, Mo.....L	2-7
3/15/88	Bowling Green, Ky....W	3-0
	Bowling Green, Ky....W	8-1
	Bowling Green, Ky....W	9-0 (f)
2/20/00	Bowling Green, Ky....W	12-2
	Bowling Green, Ky....W	7-4
2/18/05	Bowling Green, Ky....W	12-8
2/19/05	Bowling Green, Ky.....L	2-5

St. Francis (N.Y.) (1-0)
Neutral: 1-0

2/18/93	San Diego, Calif.....W	13-9
---------	------------------------	------

St. Joseph's (Ind.) (1-0)
Neutral: 1-0

5/1/79	Owensboro, Ky.W	13-6
--------	----------------------	------

St. Joseph's (Pa.) (0-1)
Neutral: 0-1

3/6/83	Orlando, Fla.L	0-4
--------	---------------------	-----

St. Mary's (Mich.) (8-4)
Home: 1-1; Away: 7-3

1913	Orchard Lake, Mich...W	3-1
1914	Bowling Green, Ky.....L	3-6
1916	Orchard Lake, Mich....L	4-5
1916	Orchard Lake, Mich....L	3-4
1916	Orchard Lake, Mich...W	5-1
1923	Bowling Green, Ky....W	11-7
1923	Orchard Lake, Mich...W	11-4
1923	Orchard Lake, Mich...W	6-3
1924	Orchard Lake, Mich...W	21-5
1924	Orchard Lake, Mich...W	24-10
1924	Orchard Lake, Mich....L	1-6
1924	Orchard Lake, Mich...W	12-5

St. Mary's (Minn.) (1-0)
Home: 1-0

4/5/85	Bowling Green, Ky....W	4-1
--------	------------------------	-----

St. Xavier (Ill.) (2-1)
Home: 2-1

3/12/82	Bowling Green, Ky....W	3-0
	Bowling Green, Ky....W	6-1
3/13/82	Bowling Green, Ky....L	6-9

Samford (6-1)
Home: 3-0; Away: 3-1

4/9/84	Birmingham, Ala.W	11-5
4/10/85	Bowling Green, Ky....W	5-2
	Bowling Green, Ky....W	9-1
4/22/85	Birmingham, Ala.W	8-5
2/14/88	Birmingham, Ala.W	14-7
3/28/88	Bowling Green, Ky....W	12-2
2/27/94	Birmingham, Ala.L	2-6

San Diego State (1-3)
Away: 1-3

2/19/93	San Diego, Calif.....L	4-6
2/21/93	San Diego, Calif.....W	10-5
2/15/02	San Diego, Calif.....L	3-17
2/16/02	San Diego, Calif.....L	2-4

Scottsville HS (1-0)
Home: 1-0

1930	Bowling Green, Ky....W	13-8
------	------------------------	------

South Alabama (53-85)
Home: 30-36; Away: 18-46;
Neutral: 5-3

3/26/83	Bowling Green, Ky.L	1-7
3/27/83	Bowling Green, Ky....W	12-10
	Bowling Green, Ky....L	4-14
4/16/83	Mobile, Ala.L	6-7
	Mobile, Ala.L	2-8
4/17/83	Mobile, Ala.L	5-7
3/24/84	Mobile, Ala.L	10-11
	Mobile, Ala.L	4-10
3/25/84	Mobile, Ala.L	2-5
4/14/84	Bowling Green, Ky....L	4-9
	Bowling Green, Ky....L	11-12
4/15/84	Bowling Green, Ky....L	8-12
3/15/85	Mobile, Ala.W	16-1
3/17/85	Mobile, Ala.W	2-1
	Mobile, Ala.L	5-6
4/12/85	Bowling Green, Ky....W	10-3
4/13/85	Bowling Green, Ky....W	15-9
4/14/85	Bowling Green, Ky....L	10-13
3/21/86	Mobile, Ala.L	1-3
3/22/86	Mobile, Ala.L	5-8
3/23/86	Mobile, Ala.L	4-7
4/11/86	Bowling Green, Ky....W	8-4
4/12/86	Bowling Green, Ky....W	10-6
4/13/86	Bowling Green, Ky....W	10-9
4/10/87	Bowling Green, Ky....W	14-8
4/11/87	Bowling Green, Ky....W	3-1
4/12/87	Bowling Green, Ky....W	14-5
4/24/87	Mobile, Ala.L	5-14

4/25/87	Mobile, Ala.L	6-7
4/26/87	Mobile, Ala.L	2-6
5/15/87	Norfolk, Va.....W	8-2
	(Sun Belt Tournament)	
5/16/87	Norfolk, Va.....L	3-9
	(Sun Belt Tournament)	
5/16/87	Norfolk, Va.....L	11-16
	(Sun Belt Tournament)	
4/1/88	Mobile, Ala.W	7-4
4/3/88	Mobile, Ala.L	1-11
	Mobile, Ala.L	3-7
4/29/88	Bowling Green, Ky....W	17-9
4/30/88	Bowling Green, Ky....W	13-7
5/1/88	Bowling Green, Ky....L	10-12
5/19/88	Bowling Green, Ky....W	7-1
	(Sun Belt Tournament)	
4/1/89	Bowling Green, Ky....L	3-5
	Bowling Green, Ky....L	0-2
4/2/89	Bowling Green, Ky....L	2-5
4/21/89	Mobile, Ala.L	2-4
4/22/89	Mobile, Ala.L	7-17
4/23/89	Mobile, Ala.L	5-10
3/24/90	Mobile, Ala.L	1-4
	Mobile, Ala.L	2-3
3/25/90	Mobile, Ala.W	4-0
3/31/90	Bowling Green, Ky....L	1-4
	Bowling Green, Ky....W	4-3
4/1/90	Bowling Green, Ky....L	9-12
4/13/91	Bowling Green, Ky....L	1-2
	Bowling Green, Ky....W	4-2
4/14/91	Bowling Green, Ky....L	4-5
4/20/91	Mobile, Ala.L	1-2
	Mobile, Ala.L	3-13
4/21/91	Mobile, Ala.W	7-2
	(1,000th WKU Victory)	
5/16/91	Jacksonville, Fla.W	3-2
	(Sun Belt Tournament)	
3/14/92	Mobile, Ala.L	8-12
	Mobile, Ala.L	0-17
3/15/92	Mobile, Ala.L	5-8
5/2/92	Bowling Green, Ky....W	6-2
	Bowling Green, Ky....L	5-6
5/3/92	Bowling Green, Ky....W	8-1
4/24/93	Mobile, Ala.L	7-13
	Mobile, Ala.W	6-5
4/25/93	Mobile, Ala.L	6-7
3/26/94	Bowling Green, Ky....L	0-1
5/7/94	Mobile, Ala.W	16-8
	Mobile, Ala.L	3-5
5/8/94	Mobile, Ala.L	7-8
3/25/95	Bowling Green, Ky....L	8-14
	Bowling Green, Ky....L	1-4
3/26/95	Bowling Green, Ky....L	3-9
4/13/96	Mobile, Ala.L	4-15
	Mobile, Ala.L	3-4
4/14/96	Mobile, Ala.L	7-9
3/22/97	Bowling Green, Ky....W	5-4
	Bowling Green, Ky....W	3-2
3/23/97	Bowling Green, Ky....L	1-5
4/18/98	Mobile, Ala.L	3-7
	Mobile, Ala.W	2-0

GENERAL

HILTOPPERS

2018 REVIEW

HISTORY

UNIVERSITY

OPPONENTS

5/4/91	Bowling Green, Ky..... W	8-2
	Bowling Green, Ky..... L	0-7 (f)
5/5/91	Bowling Green, Ky..... L	6-7
3/25/93	Bowling Green, Ky..... W	12-2
2/25/94	Birmingham, Ala..... L	8-1
3/27/15	Bowling Green, Ky..... L	1-2
3/28/15	Bowling Green, Ky..... L	5-6
3/29/15	Bowling Green, Ky..... L	1-7
4/2/16	Birmingham, Ala..... L	0-2
	Birmingham, Ala..... W	2-1
4/3/16	Birmingham, Ala..... W	6-5
3/18/17	Bowling Green, Ky..... W	9-6
	Bowling Green, Ky..... L	4-8
3/19/17	Bowling Green, Ky..... L	0-5
4/20/18	Birmingham, Ala..... W	13-5
4/21/18	Birmingham, Ala..... L	0-5
	Birmingham, Ala..... W	9-5
UNC Asheville (3-0)		
Home: 3-0		
2/21/14	Bowling Green, Ky..... W	8-5
2/22/14	Bowling Green, Ky..... W	6-4
2/23/14	Bowling Green, Ky..... W	13-2
UNC Wilmington (1-0)		
Away: 1-0		
2/9/07	Wilmington, N.C..... W	4-2
	(Hughes Bros. Challenge)	
Union (Ky.) (2-0)		
Home: 1-0; Away: 1-0		
1959	Bowling Green, Ky..... W	4-0
1959	Barbourville, Ky..... W	6-5
Union (Tenn.) (3-0)		
Home: 1-0; Away: 2-0		
1974	Bowling Green, Ky..... W	7-6
1975	Jackson, Tenn..... W	5-0
1975	Jackson, Tenn..... W	19-7
UNLV (0-3)		
Away: 0-3		
2/13/04	Las Vegas, Nev..... L	4-13
2/14/04	Las Vegas, Nev..... L	6-7
2/15/04	Las Vegas, Nev..... L	4-17
USC Upstate (1-0)		
Home: 1-0		
4/17/87	Bowling Green, Ky..... W	6-3
UT Arlington (0-3)		
Away: 0-3		
5/9/14	Arlington, Texas..... L	3-5
5/10/14	Bowling Green, Ky..... L	5-8
5/11/14	Bowling Green, Ky..... L	3-5

UT Martin (6-0)		
Home: 4-0; Away: 2-0		
4/7/93	Bowling Green, Ky..... W	4-0
3/30/94	Bowling Green, Ky..... W	13-1
3/1/95	Martin, Tenn..... W	5-0
3/22/95	Bowling Green, Ky..... W	10-0
2/17/04	Martin, Tenn..... W	8-2
3/31/04	Bowling Green, Ky..... W	11-7
UTPA (7-8)		
Home: 3-3; Away: 4-5		
4/14/95	Edinburg, Texas..... W	13-5
4/15/95	Edinburg, Texas..... L	9-12
	Edinburg, Texas..... L	2-3
5/3/96	Bowling Green, Ky..... L	4-5
5/4/96	Bowling Green, Ky..... W	3-1
	Bowling Green, Ky..... L	3-4
3/7/97	Edinburg, Texas..... L	6-8
	Edinburg, Texas..... W	11-5
3/8/97	Edinburg, Texas..... W	6-1
3/20/98	Bowling Green, Ky..... L	1-4
	Bowling Green, Ky..... W	9-8
3/21/98	Bowling Green, Ky..... W	15-3
4/22/05	Edinburg, Texas..... L	11-12
4/23/05	Edinburg, Texas..... L	1-6
4/24/05	Edinburg, Texas..... W	7-4
UTSA (7-5)		
Home: 4-2; Away: 3-3		
3/20/15	San Antonio, Texas ... W	5-4
3/22/15	San Antonio, Texas ... W	8-2
	San Antonio, Texas ... L	0-12
4/22/16	Bowling Green, Ky..... W	7-5
4/23/16	Bowling Green, Ky..... W	14-10
4/24/16	Bowling Green, Ky..... W	8-5
4/7/17	San Antonio, Texas..... L	2-14
4/8/17	San Antonio, Texas..... W	4-3
4/9/17	San Antonio, Texas..... L	1-7
3/29/18	Bowling Green, Ky..... L	0-5
3/30/18	Bowling Green, Ky..... L	4-10
3/31/18	Bowling Green, Ky..... W	9-5
Valdosta State (2-4)		
Away: 2-4		
1976	Valdosta, Ga..... L	3-8
1976	Valdosta, Ga..... L	1-5
1977	Valdosta, Ga..... L	2-4
3/16/80	Valdosta, Ga..... L	0-10
	Valdosta, Ga..... W	7-3
3/21/80	Valdosta, Ga..... W	8-6
Valparaiso (4-2)		
Home: 3-1; Neutral: 1-1		
3/12/81	Panama City, Fla..... W	6-0
3/13/85	Panama City, Fla..... L	5-6
3/13/02	Bowling Green, Ky..... W	9-5
2/17/17	Bowling Green, Ky..... W	6-5
2/18/17	Bowling Green, Ky..... W	4-3

2/19/17	Bowling Green, Ky..... L	2-5
Vanderbilt (33-63-2)		
Home: 17-21-1; Away: 16-42-1		
1913	Bowling Green, Ky..... W	2-0
1926	Bowling Green, Ky..... L	2-6
1932	Nashville, Tenn..... L	4-5
1932	Nashville, Tenn..... L	6-7
1932	Bowling Green, Ky..... W	7-6
1937	Nashville, Tenn..... W	8-7
1937	Nashville, Tenn..... L	2-6
1937	Nashville, Tenn..... W	8-1
1937	Nashville, Tenn..... L	2-3
1938	Nashville, Tenn..... L	6-21
1938	Nashville, Tenn..... W	6-4
1938	Bowling Green, Ky..... L	9-13
1939	Bowling Green, Ky..... L	1-6
1939	Nashville, Tenn..... L	0-10
1939	Nashville, Tenn..... L	12-13
1939	Nashville, Tenn..... W	8-5
1941	Nashville, Tenn..... W	16-12
1941	Bowling Green, Ky..... L	4-7
1942	Nashville, Tenn..... L	1-2
1947	Nashville, Tenn..... L	2-3
1947	Bowling Green, Ky..... W	4-2
1949	Bowling Green, Ky..... T	6-6
1970	Nashville, Tenn..... W	2-0
1970	Nashville, Tenn..... L	0-6
1971	Nashville, Tenn..... L	3-9
1971	Nashville, Tenn..... L	5-9
1971	Bowling Green, Ky..... L	0-6
1971	Bowling Green, Ky..... L	1-6
1972	Nashville, Tenn..... L	0-6
1972	Bowling Green, Ky..... L	4-5
1973	Nashville, Tenn..... L	4-5
1973	Nashville, Tenn..... L	5-9
1974	Bowling Green, Ky..... L	1-7
1974	Bowling Green, Ky..... W	9-3
1975	Bowling Green, Ky..... L	6-8
1975	Bowling Green, Ky..... W	5-4
1075	Nashville, Tenn..... L	1-5
1975	Nashville, Tenn..... L	4-12
1976	Nashville, Tenn..... L	7-8
1976	Bowling Green, Ky..... W	8-2
1977	Nashville, Tenn..... W	7-5
1977	Nashville, Tenn..... T	3-3
3/23/83	Bowling Green, Ky..... L	2-3
4/14/83	Nashville, Tenn..... W	8-1
3/27/84	Bowling Green, Ky..... W	7-6
3/21/85	Bowling Green, Ky..... L	9-16
3/26/85	Nashville, Tenn..... L	3-8
4/1/86	Bowling Green, Ky..... L	3-6
4/30/86	Nashville, Tenn..... L	8-13
4/7/87	Bowling Green, Ky..... L	5-11
4/21/87	Nashville, Tenn..... L	0-6
4/6/88	Nashville, Tenn..... L	5-6
4/13/88	Bowling Green, Ky..... L	6-10
4/11/89	Nashville, Tenn..... L	4-5
4/19/89	Bowling Green, Ky..... L	7-9
3/28/90	Bowling Green, Ky..... W	1-0

GENERAL
HILTOPPERS
2018 REVIEW
HISTORY
UNIVERSITY
OPPONENTS

4/3/90	Nashville, Tenn.....	W	9-7
3/26/91	Nashville, Tenn.....	W	11-7
4/3/91	Bowling Green, Ky.....	W	6-2
3/17/92	Bowling Green, Ky.....	W	6-3
3/31/92	Nashville, Tenn.....	W	13-10
3/23/93	Nashville, Tenn.....	L	3-17
5/13/93	Bowling Green, Ky.....	W	11-10
3/22/94	Nashville, Tenn.....	L	0-7
5/12/94	Bowling Green, Ky.....	L	1-9
5/8/95	Bowling Green, Ky.....	W	7-6
5/10/95	Nashville, Tenn.....	L	1-12
4/3/96	Bowling Green, Ky.....	W	3-2
4/23/96	Nashville, Tenn.....	L	12-13
3/26/97	Nashville, Tenn.....	W	5-10
4/9/97	Bowling Green, Ky.....	W	6-16
4/7/98	Nashville, Tenn.....	L	7-14
4/21/98	Bowling Green, Ky.....	W	13-10
3/24/99	Nashville, Tenn.....	L	4-7
4/5/00	Bowling Green, Ky.....	L	3-9
4/25/00	Nashville, Tenn.....	L	10-16
3/28/01	Nashville, Tenn.....	L	5-6
4/3/02	Bowling Green, Ky.....	W	13-6
5/7/02	Nashville, Tenn.....	L	9-10
4/1/03	Nashville, Tenn.....	W	11-4
5/6/03	Bowling Green, Ky.....	L	0-4
3/3/04	Nashville, Tenn.....	W	10-9
4/12/05	Nashville, Tenn.....	L	6-9
4/20/05	Bowling Green, Ky.....	L	6-10
3/28/06	Bowling Green, Ky.....	W	6-4
4/11/06	Nashville, Tenn.....	L	1-15
3/6/07	Bowling Green, Ky.....	L	4-6
3/20/07	Nashville, Tenn.....	L	2-15
4/8/08	Nashville, Tenn.....	L	1-5
4/16/08	Bowling Green, Ky.....	L	1-5
2/25/09	Nashville, Tenn.....	L	7-10
3/16/10	Nashville, Tenn.....	W	17-2
3/17/10	Bowling Green, Ky.....	W	6-17
3/1/11	Nashville, Tenn.....	L	5-6
2/25/14	Nashville, Tenn.....	W	3-2
2/25/15	Nashville, Tenn.....	L	6-10
5/3/16	Nashville, Tenn.....	L	1-6
3/14/17	Nashville, Tenn.....	L	1-8
4/10/18	Nashville, Tenn.....	L	2-3

VCU (6-1)

Home: 3-1; Away: 3-0

5/20/88	Bowling Green, Ky.....	L	3-4
	(Sun Belt Tournament)		
3/27/09	Bowling Green, Ky.....	W	11-9
3/28/09	Bowling Green, Ky.....	W	20-7
3/29/09	Bowling Green, Ky.....	W	12-8
3/19/10	Richmond, Va.....	W	19-4
3/20/10	Richmond, Va.....	W	15-3
3/21/10	Richmond, Va.....	W	9-4

Villanova (1-0)

Neutral: 1-0

3/5/84	Orlando, Fla.....	W	6-4
--------	-------------------	---	-----

Virginia (1-0)

Away: 1-0

1976	Charlottesville, Va.....	W	5-3
------	--------------------------	---	-----

VMI (3-0)

Home: 3-0

3/8/13	Bowling Green, Ky.....	W	13-5
3/9/13	Bowling Green, Ky.....	W	4-3
3/10/13	Bowling Green, Ky.....	W	7-2

Wake Forest (0-1)

Neutral: 0-1

2/12/05	Rock Hill, S.C.....	L	5-10
	(Coca-Cola Classic)		

Washington (0-1)

Neutral: 0-1

6/5/04	Oxford, Miss.....	L	1-4
	(NCAA Regional)		

Washington (Mo.) (3-1)

Home: 2-0; Away: 0-1;

Neutral: 1-0

1967	St. Louis, Mo.....	L	4-13
3/4/84	Orlando, Fla.....	W	3-0
3/7/92	Bowling Green, Ky.....	W	11-6
3/8/92	Bowling Green, Ky.....	W	14-7

Wayne State (Mich.) (4-0)

Home: 4-0

3/19/81	Bowling Green, Ky.....	W	15-8
	Bowling Green, Ky.....	W	11-3
3/20/81	Bowling Green, Ky.....	W	19-2
	Bowling Green, Ky.....	W	8-3

West Virginia (0-3)

Home: 0-3

3/2/18	Bowling Green, Ky.....	L	5-7
3/3/18	Bowling Green, Ky.....	L	9-11
3/4/18	Bowling Green, Ky.....	L	1-7

Western Carolina (0-2)

Away: 0-2

2/18/90	Cullowhee, N.C.....	L	3-4
	Cullowhee, N.C.....	L	4-5

Western Illinois (9-4)

Home: 9-4

1947	Bowling Green, Ky.....	W	3-2
1947	Bowling Green, Ky.....	L	2-3
1950	Bowling Green, Ky.....	L	5-8
1950	Bowling Green, Ky.....	L	1-5
3/18/99	Bowling Green, Ky.....	W	13-6
2/24/01	Bowling Green, Ky.....	W	7-1
2/25/01	Bowling Green, Ky.....	W	4-3
2/8/02	Bowling Green, Ky.....	W	11-0

2/9/02	Bowling Green, Ky.....	W	14-4
2/10/02	Bowling Green, Ky.....	W	3-2
3/9/12	Bowling Green, Ky.....	W	7-2
3/10/12	Bowling Green, Ky.....	W	9-4
3/11/12	Bowling Green, Ky.....	L	1-11

Western Michigan (1-0)

Home: 1-0

1977	Bowling Green, Ky.....	W	3-2
------	------------------------	---	-----

Wheaton (Ill.) (1-0)

Home: 1-0

1962	Bowling Green, Ky.....	W	4-2
------	------------------------	---	-----

Winthrop (0-1)

Away: 0-1

2/11/05	Rock Hill, S.C.....	L	6-7
---------	---------------------	---	-----

Wisconsin-Milwaukee (5-3)

Home: 5-3

3/17/94	Bowling Green, Ky.....	W	2-0
3/18/94	Bowling Green, Ky.....	W	17-16
3/16/95	Bowling Green, Ky.....	L	9-10
3/13/96	Bowling Green, Ky.....	W	8-7
2/27/98	Bowling Green, Ky.....	W	5-0
	Bowling Green, Ky.....	L	4-12
2/28/98	Bowling Green, Ky.....	L	7-9
3/19/06	Bowling Green, Ky.....	W	14-13

Wittenberg (Ohio) (0-2)

Home: 0-2

1960	Bowling Green, Ky.....	L	3-4
1972	Bowling Green, Ky.....	L	4-12

Wofford (7-2)

Away: 7-2

2/24/96	Spartanburg, S.C.....	W	6-4
	Spartanburg, S.C.....	L	4-5
2/25/96	Spartanburg, S.C.....	W	8-0
5/10/96	Spartanburg, S.C.....	W	13-5
5/11/96	Spartanburg, S.C.....	W	7-3
	Spartanburg, S.C.....	W	14-0
3/11/05	Spartanburg, S.C.....	W	14-2
3/12/05	Spartanburg, S.C.....	W	18-4
3/13/05	Spartanburg, S.C.....	L	9-13

Wright State (3-1)

Home: 3-1

2/28/03	Bowling Green, Ky.....	W	8-4
3/1/03	Bowling Green, Ky.....	W	11-0
	Bowling Green, Ky.....	W	2-1
3/2/03	Bowling Green, Ky.....	L	4-10

Wyoming (1-0)

Neutral: 1-0

3/4/95	Houston, Texas.....	W	3-2
	(Rice Tournament)		

WESTERN
KENTUCKY
UNIVERSITY

*The Spirit
Makes
The Master*

THE UNIVERSITY



WKU is engaged in internationally acclaimed, student-and-learning-centered academic programs. The WKU experience occurs on several unique campus environments and through an overarching spirit which attracts an intellectually exciting and diverse family of the nation's best students.

WKU provides students of all backgrounds with rigorous academic programs in education, the liberal arts and sciences, the health sciences, and business, with emphasis at the baccalaureate and masters levels, complemented by relevant associate and doctoral level programs. The University places a premium on student learning; it is committed to ensuring value in a holistic learning experience through high standards for student achievement and conduct, a strong faculty, technological innovation, personalized attention, broad access, and public accountability for actions and outcomes. Out-of-the-classroom and study abroad experiences enhance learning, promote diversity, and contribute to the success of students.

A place where all students can succeed, WKU is the home of the Gatton Academy for Mathematics and Science for exceptional Kentucky high school juniors and seniors. The Academy was named the number one high school in the U.S. in 2012, 2013 and 2014 by *Newsweek* and *The Daily Beat*. WKU is proud to have Kentucky's first and only independent Honors College in the Commonwealth. WKU honors students enjoy an intimate scholarly environment on a vibrant campus and are encouraged to become involved in community service, applied research and study abroad.

WKU MISSION STATEMENT

Western Kentucky University (WKU) prepares students of all backgrounds to be productive, engaged, and socially responsible citizen-leaders of a global society. The University provides research, service and lifelong learning opportunities for its students, faculty, and other constituents. WKU enriches the quality of life for those within its reach.



HERE'S THE GIST

Located 60 miles north of Nashville and 110 miles south of Louisville off Interstate 65, Bowling Green is the third-most populous city in the state of Kentucky after Louisville and Lexington. As of 2013, the population for Bowling Green sits at 61,488 with 118,370 in the surrounding Warren County area.

Significant companies in Bowling Green include the *GM Corvette Assembly Plant, Fruit of the Loom/ Russell Athletics, Houchens Industries, Holley Performance Products, and Camping World.*

BRIEF HISTORY

Warren County consists of 546 square miles and was named for General Joseph Warren, a hero of the famous American Revolution Battle of Bunker Hill. The area was first settled in 1785 when Andrew McFadin built McFadin's Station on Barren River. Shortly afterward, another explorer, Robert Moore, paused for a few days at the station before deciding to build in the area. Brothers George and Robert Moore may not have realized how forward looking they were when they selected a site on the Barren River in south central Kentucky for a new settlement in 1796.

At the first county commissioners meeting in early 1798, the pioneers decided that the new town would be "called and known by the name of Bolin Green." This name was after the Bowling Green Square in New York City, where patriots had pulled down a statue of King George III and used the lead to make bullets during the American Revolution.

In laying out the town, the Moore's designed two acres for the construction of public buildings. Those same two acres today make up Fountain Square Park in the heart of downtown. This is symbolic of the city of Bowling Green whose central location allowed it quickly to become a major agricultural community and river port, and later, an important commercial and educational center. Today Bowling Green is a regional entertainment hub for more than 250,000 people in 11 surrounding counties.

NOTEWORTHY

We're humbled and honored to have been:

- Named a "Top 10 Best College Town" by *Livability.com* in 2015
- Named a Top 10 All-American City in *World's Best Cities by National Geographic* in 2014
- Named one of the 25 Coolest Places to Visit with Kids by *USA Today*
- Named one of 8 Underrated U.S. Destinations to Visit by *Business Insider*
- Named a Dozen Distinctive Destination in 2006 by the National Trust for Historic Preservation
- Selected as an All-America City Finalist in 2010 by the National Civic League
- Chosen as a Top Ten Great Public Space (Downtown Fountain Square) in 2010 by the American Planning Association
- Tabbed as one of the Fifty Best Adventure Towns in the country by *National Geographic Adventure* magazine - 2007 '50 Best Places to Live and Play' issue
- Named by *SportsEvents Magazine* as a "Destination to Watch" in 2011 and recipient of a 2012 Readers' Choice Award based on our high standard of professionalism and quality service in hosting events
- Ranked 3rd in the Nation among metropolitan areas with populations less than 200,000 for its number of industry expansions and locations in 2010 by *Site Selection Magazine*
- *Forbes* magazine ranked Bowling Green 5th on its list of Best Small Places for Businesses and Careers in 2011



GENERAL

HILITOPPERS

2018 REVIEW

HISTORY

UNIVERSITY

OPPONENTS



DR. TIMOTHY C. CABONI

UNIVERSITY PRESIDENT

2ND YEAR AT WKU | LSU ('92)

Timothy C. Caboni, a 1994 Western Kentucky University graduate, became WKU's 10th president on July 1, 2017. Caboni is leading a comprehensive strategic planning process to serve as a roadmap for WKU's next decade of growth. Of particular importance is renewing WKU's mission of advancing the City of Bowling Green, the Commonwealth of Kentucky and the world by inspiring innovation, elevating communities and transforming lives.

President Caboni, who holds a PhD in higher education leadership and policy from Vanderbilt University, served as the vice chancellor for Public Affairs at the University of Kansas for six years. Prior to that he was associate dean of the Peabody College of Education & Human Development at Vanderbilt University in Nashville, Tennessee.

At KU, Caboni led public affairs for KU's four campuses and the KU Medical Center. He served as the principal spokesman and coordinated the communication activities of the University with those of the KU Alumni Association, KU Endowment and Kansas Athletics, Inc. Caboni oversaw the communications, marketing and advocacy efforts of the University and coordinated KU's legislative agenda at all government levels, championing issues that include research funding, higher education policy and health care. He also was responsible for the operations of Kansas Public Radio and was associate professor of educational leadership and policy in the School of Education.

Caboni was an active member of the Lawrence, Kansas, community, serving on the board of the Lawrence Chamber of Commerce and the Joint Economic Development Commission of Lawrence and Douglas County as well as the boards of the Lawrence Art Center and the Lied Center.

As associate dean at Vanderbilt, Caboni oversaw the Peabody College's 21 professional graduate degree programs and graduate and professional financial aid for the college, and he led outreach, partnership and program development efforts for the college as well as communications and admissions. His leadership contributed to the school's rising to No. 1 in the U.S. News & World Report rankings of graduate schools of education for three consecutive years.

President Caboni is a native of New Orleans, Louisiana, and received a bachelor's degree in speech communication and rhetoric from Louisiana State University. He earned a master's degree in corporate and organizational communication from WKU. His higher education professional experience includes alumni relations, fundraising, prospect research, teaching, academic administration, communications, marketing and government relations. He has published nearly 30 articles and one book. His current research is focused on use of data-based decision-making in higher education fundraising.

President Caboni is married to Kacy Schmidt Caboni, who was director of development and team leader for the School of Business with the Kansas University Endowment. She was instrumental in the construction of Capitol Federal Hall, the new home of the KU business school, funded entirely through private philanthropy. In addition to serving as WKU's First Lady, Kacy Caboni is director of principal gifts and special initiatives in the WKU Division of Philanthropy and Alumni Engagement.



TODD STEWART

DIRECTOR OF ATHLETICS

11TH YEAR AT WKU - 7TH YEAR AS AD | MIAMI (OHIO) ('88)

Operating with a fast break mentality from the day he was hired, Todd Stewart's tenure as WKU's Director of Athletics has been marked by consistent success for the Hilltoppers on the field of play, in the classroom, and in the community. In his six years at the helm, 617 student-athletes have obtained their degrees, WKU has captured 36 total conference championships, and the athletic department staff, coaches and players annually devote over 3,000 hours of community service. Stewart also played an instrumental role in elevating WKU's athletic programs to Conference USA on July 1, 2014 and transitioning all WKU athletic teams to Nike for all apparel on July 1, 2017.

The depth of WKU's success makes the Hilltoppers one of the nation's most successful all-around athletics programs, as the 36 conference championships during his tenure have been won by 12 different sport programs. Additionally, WKU led Conference USA in total championships each of the program's first three years in the league, and WKU's 24 league titles since 2014-15 are twice as many as any other league member.

This includes consecutive Conference USA championships for football in 2015 and 2016, a period in which the program posted back-to-back seasons of more than 10 wins for the first time in the program's 99 year history. In 2016, WKU posted an 11-3 record which included the school's third consecutive bowl win, a 51-31 victory over Memphis in the Boca Raton Bowl. WKU was one of only nine programs in the nation with a bowl win during the three year period of 2014-16. WKU also had 20 former players in NFL camps in the spring of 2017. Volleyball, women's basketball and men's outdoor track also captured Conference USA titles during the 2016-17 season.

The 2017-18 men's basketball team reached the NIT Final Four for the first time since 1952 and posted a 27-11 record, the 9th highest win total in the program's 99 years. WKU also posted wins over members of the ACC (Boston College), Big 10 (Purdue), Big 12 (Oklahoma State) and Pac 12 (Southern Cal) in the same season for the first time in program history.

During the 2017-18 season, WKU Volleyball finished its

season with a 31-4 overall record, captured Conference USA regular season and tournament titles for the fourth consecutive season, and reached the NCAA Tournament for the seventh time in the last eight seasons punctuated with a 3-0 sweep of Notre Dame to advance to the Round of 32. Women's basketball advanced to the NCAA Tournament for the fourth time in the last five seasons and posted 24 wins, marking only the second time in program history the Lady Toppers have posted five consecutive seasons of 24+ wins. The program also has 154 wins over the last six years, the most wins over any six-year stretch in program history.

These accomplishments are even more notable when coupled with WKU's outstanding academic achievements. In the spring 2017 semester, that growth was more than evident as the cumulative semester GPA for all student-athletes was a 3.10, 65 percent had a semester GPA greater than 3.0, and the cumulative GPA of all WKU student-athletes was a 3.06. All of these marks represented the highest totals in the history of WKU Athletics.

The 2015 football program had perhaps the best season in school history. WKU tied the school record for single-season wins (12), defeated South Florida in the Miami Beach Bowl for the program's second consecutive bowl victory, and finished the season ranked No. 24 nationally by the Associated Press.

In the Hilltoppers inaugural season in Conference USA in 2014-15, 104 student-athletes graduated and WKU became the first school in the league's 20-year history to win eight conference championships and a bowl game in the same season. A total of 56 WKU athletes received the 2015 C-USA Commissioner's Academic Medal for having a grade point average of 3.75 or higher, the most of any school in the league. WKU also had a league-high 55 athletes earn Player of the Week honors.

In its final year in the Sun Belt Conference in 2013-14, WKU won the league's all-sports championship for the sixth overall time but first since 2008. A total of 110 student-athletes graduated during the year, and WKU's volleyball, soccer, and women's indoor and outdoor track teams captured Sun Belt Conference regular season championships while the

men's swimming and diving team won the Conference USA Invitational. WKU's men's outdoor track program finished tied for 18th in the nation, the highest national team finish for any WKU program since men's basketball reached the Sweet 16 in 2008.

Stewart's first full-year as Director of Athletics in 2012-13 coincided with WKU's first-ever FBS bowl bid, an at-large appearance in the 2012 Little Caesars Pizza Bowl. Men's basketball became the first team in NCAA history to win their conference tournament two consecutive years by winning four games in four days each time. Softball and volleyball both posted the first NCAA tournament wins in program history, two by softball and one by volleyball at the tail end of a 33-4 season.

A member of WKU's senior athletic staff since 2008 and 30-year veteran of collegiate and professional sports, Stewart was named WKU's Director of Athletics on May 9, 2012, after serving in the role on an interim basis since March 22.

Stewart joined WKU in June of 2008 after a 40-month stint as Associate Commissioner for Communications for the Sun Belt Conference, where he and his staff were responsible for internal and external communications for all Sun Belt Conference publicity. He also served on the BCS Media Relations Committee for college football's 2008 National Championship Game.

Prior to joining the SBC, Stewart worked in the National Football League for 15 years. He was hired by the Cleveland Browns as Executive Director of Communications and

Media Relations in 1999, helping to create the franchise's communications/media relations department as it reentered the league as an expansion team. Stewart assisted the NFL's public relations staff at Super Bowl XXXVI in New Orleans and was the AFC public relations representative at the 2000 Pro Bowl in Hawaii while with the Browns. He also served on the NFL's Media Policies Committee.

Prior to joining the Browns, Stewart was the Assistant Director of Public Relations for the Indianapolis Colts from 1991-99, where he helped direct activities between the organization, community and media. While with Indianapolis, he worked on the NFL's public relations staff at Super Bowl XXVIII in Los Angeles and at three consecutive AFC Championship Games (1997-99). The Colts' public relations staff was presented the 1996 Pete Rozelle Award, an annual honor bestowed to the NFL's top PR staff as voted by the Pro Football Writers of America.

Stewart, 52, received his bachelor's degree in communications from Miami (Ohio) in 1988, where he twice received the Miami University Parents' Council Student Achievement Award for outstanding service to the university. He worked as a graduate assistant in the sports information department at the University of Tennessee from 1988-90. Stewart currently serves on the Board of Directors for the United Way of Southern Kentucky and is also a member of the Bowling Green Rotary.

A native of Cincinnati, Ohio, Stewart and his wife, Rebecca, have one son, Blake.


SENIOR ATHLETIC STAFF



Craig Biggs
Associate Athletic Director, Facilities and Administration



Jim Clark
Associate Athletic Director, Development



Mike Gaddie
Associate Athletic Director, Sports Medicine/Athletic Training



John McCammon
Associate Athletic Director, Compliance and Student Affairs



Randy Magill
Associate Athletic Director, Chief Financial Officer



Matt Morrison
Associate Athletic Director, Marketing and Ticket Sales



Kyle Neaves
Associate Athletic Director, Communications/Media Relations



Lisa Schneider
Assistant to the Director of Athletics, Senior Women's Administrator

**CAROL AND DENNY WEDGE
STUDENT-ATHLETE SUCCESS CENTER**

The Carol and Denny Wedge Student Athlete Success Center opened in January of 2009. SASC is a 10,000 square foot academic complex located in Houchens Smith Stadium and houses the academic advising staff, a computer laboratory and a large study area designated solely for use by student-athletes. The Student Athlete Success Center is also equipped with conference rooms, and several private study rooms for WKU student-athletes to meet with athletic tutors on a one-to-one basis or work on class projects.

The mission of the Student Athlete Success Center is to help student-athletes have the most positive educational and personal experience possible at WKU. The SASC advisement staff has over 50 years of combined experience and strives to be the resource hub for WKU student-athletes to obtain success academically and in life after sports.

GOALS OF THE ACADEMIC PROGRAM

- To ensure compliance with WKU and NCAA academic requirements
- To provide academic support services, which will assist student-athletes in achieving academic success with tutorial assistance and proper course selection
- To offer educational workshops focusing on career and personal development
- To assist student-athletes in determining career goals and interests
- To exceed general student population semester and cumulative grade point average
- To exceed general student population graduation rate
- To achieve a minimum Academic Progress Rate (APR) of 930 for all sports

CONFERENCE LEADERS IN ACADEMICS

Academic achievement is a high priority on The Hill, and in WKU's four seasons as members of C-USA, a total of 191 WKU student-athletes earned the Conference USA Commissioner's Academic Medal, including 41 from C-USA-sponsored sports in 2017-18, for having a cumulative grade point average of 3.75 or better.

ACADEMIC ADVISING STAFF



Jashard Justice
Assistant Athletic Director



Tanner Siewert
Assistant Director



Dianna Marshall
Academic Advisor



Dixie Mahurin
Academic Coordinator

A total of 647 WKU student-athletes over that span, over half of its total number, earned Commissioner's Honor Roll recognition from Conference USA for maintaining a cumulative grade point average of 3.0 or better.

WKU has also seen 2,587 student-athletes honored by the conference office since 2004-05.

Academic success is not confined to just one sport, but a major emphasis across all of them. WKU is one of eight C-USA member schools to have 11 programs post 970 or higher scores in the 2016-17 APR report, highlighted by four programs (volleyball, men's cross country, women's golf, women's tennis) who posted perfect 1,000 APR scores.

HILLTOPPERS WITH HEART

Hilltoppers with Heart is WKU's community service initiative, designed to give WKU student-athletes, coaches and staff the unique opportunity to make an impact in the community by volunteering their time and talent with numerous organizations.

WKU Athletics has a commitment to growing sports in the Bowling Green community and the ability to demonstrate leadership in social responsibility. In 2017-18, the Hilltoppers combined to contribute over 3,000 hours of community service to Bowling Green and its surrounding areas.



GENERAL

HILLTOPPERS

2018 REVIEW

HISTORY

UNIVERSITY

OPPONENTS



BIG RED

THE SPIRIT OF WESTERN

Big Red, Western Kentucky University's athletic mascot, was born in the fall of 1979 and celebrates its birthday on December 1st. Big Red can be best described as the Spirit of Western!

The huge, furry, lovable creature was originally designed and built by WKU student Ralph Carey, ('80 WKU graduate), of Cincinnati, and made its debut during the Hilltoppers' 1979-80 basketball season. Big Red has become a big hit with fans of all ages throughout the state and the nation. Big Red's signature moves are the belly slide and belly shake.

Big Red is an eight-time participant in the Capital One Mascot Challenge and, in 2012, Big Red was named the first member of the Capital One Mascot Hall of Fame.

Prior to the 2013 season, *Sports Illustrated* rated Big Red as the number nine mascot in college football. Of course, on The Hill, we all think Big Red is No. 1.

The ultimate fan and supporter of all WKU's intercollegiate sports, Big Red won the "Key to Spirit" award, the highest honor presented to team mascots at the time, at the Universal Cheerleading Association competition in 1980, 1981 and again in 1983.

In the spring of 1990, Big Red reached the "Final Four" of the UCA's second annual national championship event in San Antonio, Texas, taking third-place honors. Then, in the spring of 1996, Big Red reached the "Final Four" of ESPN SportZone's "Battle of the Mascots" in public balloting on the Internet.

Big Red was the centerpiece of ESPN's promotion of the 25,000th Sports Center, airing in August 2002.

In 2005, Big Red placed second at the Universal Cheerleader Association's Summer Camp in Knoxville, Tenn. Also, in 2005 Big Red was voted the favorite mascot (of participating schools) at the NCAA Mascot Mania celebration in Indianapolis, Ind.





CONFERENCE USA



CONFERENCE USA OVERVIEW

Conference USA is in its 24th year in 2018-19 as it continues to compete and promote the success of its student-athletes. The league has adapted to the ever-changing landscape of collegiate athletics over nearly a quarter of a century, but the commitment to excellence, integrity, leadership and its student-athletes in competition, academics and community is unwavering.

Conference USA enjoys a far-reaching fan base with its 14 members: Charlotte, FIU, Florida Atlantic, Louisiana Tech, Marshall, Middle Tennessee, North Texas, Old Dominion, Rice, Southern Miss, UAB, UTEP, UTSA and WKU.

Debuting in 1995, Conference USA teams have combined for 115 bowl appearances in football, 108 NCAA Tournament appearances in basketball, including three Final Fours, 71 NCAA baseball appearances including six College World Series berths, 96 NCAA soccer tournament appearances including four trips to the College Cup, and 39 individual national champions in track and field and cross country.

Success is not limited to athletic achievement, however, as 236 Conference USA student-athletes have garnered Academic All-America honors, 798 have achieved academic all-district laurels and thousands of student-athletes have earned a college degree.

Conference USA sponsors competition in 19 sports – nine for men (baseball, basketball, cross country, football, golf, soccer, tennis, and indoor and outdoor track and field) and 10 for women (basketball, cross country, golf, soccer, softball, swimming and diving, tennis, indoor and outdoor track and field, and volleyball).

The league promotes the scholar-athlete ideal, honoring outstanding academic achievement with numerous conference-sponsored awards, including the Commissioner's Honor Roll and the Commissioner's Academic Medal as well as sport-specific All-Academic teams.

C-USA annually awards postgraduate scholarships, along with the Sport Academic Awards, Scholar-Athletes of the Year and the Institutional Academic Excellence Award. Additionally, Conference USA presents a Spirit of Service Award three times each year, recognizing student-athletes who excel on the field, in the classroom and give back to the community through significant service efforts and participation.

SUCCESS ON THE PLAYING FIELD

Conference USA performers have achieved great success in competition, placing the league among the top conferences in the nation.

Football

- 115 teams have earned bowl bids
- Eligible for the College Football Playoff
- Conference USA has nine bowl affiliations through the 2019 season, securing a minimum of six berths annually. Conference USA has primary bowl tie-ins with the Bad Boy Mowers Gasparilla Bowl, Cheribundi Boca Raton Bowl, Makers Wanted Bahamas Bowl, New Mexico Bowl, R+L Carriers New Orleans Bowl, and Servpro First Responders Bowl and SoFi Hawai'i Bowl, along with secondary arrangements with the DXL Frisco Bowl and the Walk-On's Independence Bowl.

Men's Basketball

- 131 postseason teams (55 NCAA, 50 NIT, 13 CBI, 11 CIT, 2 LV16)
- One National Championship title game appearance
- Three Final Four teams
- Seven Elite Eight NCAA Tournament teams
- One NIT Champion and five NIT semifinalists
- 2 CBI Champions
- One CIT Champion
- Inaugural Las Vegas 16 Champion

Women's Basketball

- 53 NCAA Tournament appearances
- 63 WNIT appearances
- One Sweet 16 NCAA Tournament team
- Three WNIT semifinalists
- Two WBI Champions

Baseball

- 71 NCAA appearances
- Six College World Series appearances (2009, 2008, 2007, 2006, 2005 and 2001)
- 14 Super Regional appearances
- Has produced at least four NCAA teams in 10 of the past 15 seasons

In addition to the numerous NCAA Tournament berths, C-USA has sent four men's soccer teams to the NCAA College Cup, three softball teams to the Women's College World Series and three volleyball teams to the NCAA Sweet 16. The league has also had 39 national champions in NCAA track and field competition, one national champion in diving, and numerous NCAA individual and team competitors in cross country, golf, swimming, tennis, and track and field. Overall, Conference USA teams and individuals have made more than 2,000 NCAA appearances.

SUCCESS OFF THE FIELD

C-USA institutions are among the nation's best in academic performance of student-athletes, bolstered by the fact that student-athletes at league schools have a higher graduation rate than the general student population. Among C-USA's 5,000 student-athletes, there are champions of the playing field as well. In 23 years, more than 33,000 student-athletes have been named to the Commissioner's Honor Roll or received the Commissioner's Academic Medal, indicative of outstanding achievement in the classroom.

C-USA ON TV

- C-USA enjoys significant television exposure through partnerships with CBS Sports Network, Stadium, beIN SPORTS and ESPN. The multi-tiered selection process that is rooted in partnering with all four networks provides extensive national exposure for football, men's and women's basketball, and all other conference sports.
- C-USA membership include institutions within eight of the Top 40 media markets and four in the Top 25 according to Nielsen. C-USA home markets this year will include more than 13 million TV households, a 30 percent increase from four years ago.

C-USA.TV

CUSA.TV officially launched in the Summer of 2016 making all non-televised team sports available as part of a subscription package. The site offers all events in one location so fans can watch home and away matchups of their favorite team or season long events from their favorite sport. The site showcases weekly feature stories as well as postgame interviews, players of the week highlights and other exciting content.

C-USA IN THE COMMUNITY

The conference's current footprint is concentrated with 14 members in 10 states and a combined area population of more than 30 million. With a commitment to community involvement, the conference developed several initiatives to maintain strong ties in C-USA cities, as well as with fans and alumni across the country. C-USA schools also place a priority on giving back to their communities through volunteer service with local and national organizations. Individually, student-athletes are recognized each season through the Spirit of Service award.

GOVERNANCE

Conference USA has significant representation in the NCAA governance structure. The presidents of the member institutions serve as the league's Board of Directors.

A PROUD HISTORY

- Conference USA was formed in 1995 and quickly emerged as one of the nation's top conferences. The conference unveiled its name, logo and commissioner

April 24, 1995, in Chicago. The league's charter members were Charlotte, Cincinnati, DePaul, Houston, Louisville, Marquette, Memphis, Saint Louis, Southern Miss, Tulane, UAB and USF. Eleven of the institutions began athletic participation in 1995, while Houston joined competition in the fall of 1996.

- The league's headquarters were established in Chicago and, after nine years, relocated to Irving, Texas. Britton Banowsky was named Commissioner in October 2002, succeeding Mike Slive, the league's first Commissioner. In October 2015, Judy MacLeod became the league's third Commissioner.
- C-USA added East Carolina (September, 1996) and the United States Military Academy (March, 1997) as football members. ECU began league competition in 1997; Army in 1998 and UAB began football play in 1999. The league brought in TCU and ECU (1999) for all sports and they began competition in 2001. USF started C-USA football in 2003. Marshall, Rice, SMU, Tulsa, UCF and UTEP became full-time Conference USA members for all sports in 2005.
- In 2013, charter member Charlotte returned to C-USA and was joined by new members FIU, Florida Atlantic, Louisiana Tech, Middle Tennessee, North Texas, Old Dominion and UTSA. WKU joined the league on July 1, 2014.

ABOUT C-USA BASEBALL

- C-USA will field 12 teams in 2019, as the league begins its 24th season: Charlotte, FIU, Florida Atlantic, Louisiana Tech, Marshall, Middle Tennessee, Old Dominion, Rice, Southern Miss, UAB, UTSA and WKU.
- Conference USA has been ranked among the top five baseball conferences in eight of the last 13 seasons.
- C-USA has placed at least four teams in the NCAA Championship 10 times since 2002, producing five teams on two occasions. The league placed regular season and tournament champion Southern Miss, along with Florida Atlantic, in the 2017 NCAA Field.
- A Conference USA school has hosted an NCAA Regional 15 times since 1999.
- Southern Miss was ranked in the top 15 all of the regular season, finishing as high as No. 18 in the final 2018 polls, while Florida Atlantic finished No. 29 in the NCBWA poll. Louisiana Tech was also nationally-ranked during the regular season.
- Six C-USA teams ranked in the top 100 of the final 2018 RPI rankings.
- Seven C-USA teams won at least one game against a nationally ranked opponent during the 2018 season.
- C-USA teams posted wins over nine different nationally ranked, non-conference opponents during the 2018 season, including a pair of top five victories.
- C-USA played 16 of the teams ranked among the top 25 in the final NCAA RPI rankings. C-USA's wins among that group included: Charlotte over No. 1 Arkansas, Florida Atlantic over No. 1 Florida, Louisiana Tech over No. 17 Texas A&M, Southern Miss sweeping a three-game series from No. 18 Mississippi State.
- Conference teams played six of the teams that played in the 2018 College World Series, defeating three

(Arkansas, Florida and Mississippi State).

- Southern Miss junior RHP Nick Sandlin was named the National Pitcher of the Year by Perfect Game and was a consensus All-American.
- Five different C-USA players were honored as 2018 All-Americans, including Florida Atlantic junior SS Tyler Frank and junior RHP Zach Schneider and a trio of Southern Miss players: junior RHP Nick Sandlin, junior 3B Luke Reynolds and sophomore OF Matt Wallner.
- Five C-USA players earned 2018 Freshman All-American honors, including FIU C Jose Garcia, OF Adan Fernandez and LHP/1B Logan Allen, Rice 2B Trei Cruz and Southern Miss OF Gabe Montenegro.
- C-USA had three players that earned a combined seven National Player of the Week honors in 2018: Southern Miss RHP Nick Sandlin (five times), UTSA RHP Chance Kirby and **WKU OF Jacob Rhinesmith**.
- Three student-athletes were named 2018 Google Cloud Academic All-Americans: Southern Miss junior RHP Nick Sandlin was named to the first team, **WKU senior RHP Ben Morrison** was listed on the second team and Middle Tennessee senior IF Aaron Aucker earned a spot on the third team.
- Eleven players ranked among the top 10 national leaders in the final 2018 NCAA statistics, including Southern Miss RHP Nick Sandlin, who led the nation in earned run average at 1.06 and in WHIP at 0.71.
- Rice sophomore RHP Matt Canterino and Southern Miss sophomore OF Matt Wallner were both a part of the USA Baseball Collegiate National Team.
- Conference USA had 24 players chosen in the June Major League Baseball Draft, including six picks in the first 10 rounds. Eight C-USA schools had at least one player selected.
- Ten players from current C-USA schools appeared on the 2018 opening day rosters of Major League Baseball teams, including three former MLB All-Stars.

C-USA BASEBALL SCHOOLS

Since its first season in 1996, Conference USA has established itself as a national power. Here are some of the league's accomplishments in its first 23 seasons:

- Six College World Series Appearances
- 71 NCAA Appearances
- Three National Players of the Year
- One National Pitcher of the Year
- Four National Freshmen of the Year
- 161 All-Americans
- Schools have combined to win 40+ games 45 times
- Has had a team ranked No. 1 in the nation in four different seasons
- Hosted 15 NCAA Regionals and six Super Regionals

C-USA BASEBALL CHAMPIONSHIP

The Conference USA Baseball Championship will return this spring to MGM Park on the waterfront of Biloxi, Mississippi. The 2019 Championship will run from Wednesday, May 22-Sunday, May 26.

The 24th annual Championship will feature the top

eight teams in regular-season league play and the format consists of two double-elimination brackets, with a single-elimination championship game that will be nationally-televised by CBS Sports Network. All other games of the championship will be available on ESPN3/ESPN+.

This will be the third straight season that the C-USA Baseball Championship will be held at the neutral site in Biloxi. Overtime Sports hosts the event with support from the Biloxi Shuckers (AA affiliate of the Milwaukee Brewers) and the city of Biloxi in a first-class facility located in a desirable location for fans.

PAST C-USA TOURNAMENT CHAMPIONS

2018	Southern Miss
2017	Rice
2016	Southern Miss
2015	FIU
2014	Rice
2013	Rice
2012	UAB
2011	Rice
2010	Southern Miss
2009	Rice
2008	Houston
2007	Rice
2006	Rice
2005	TCU/Tulane*
2004	TCU
2003	Southern Miss
2002	East Carolina
2001	Tulane
2000	Houston
1999	Tulane
1998	Tulane
1997	Houston
1996	Tulane

*Declared co-champions after championship game was cancelled due to weather



	Conference USA				All Games					
	W-L	Pct.	H	A	W-L	Pct.	H	A	N	L-10
*Southern Miss - x/y	23-6	.793	10-4	13-2	44-18	.710	21-8	16-6	7-4	7-3
*Louisiana Tech	21-9	.700	10-5	11-4	39-20	.661	19-9	17-8	3-2	6-4
*Florida Atlantic	19-8-1	.696	9-5	10-3-1	43-19-1	.690	23-6	13-10-1	7-3	6-4
*Charlotte	17-13	.567	10-5	7-8	34-24	.586	23-9	8-13	3-2	6-4
*UTSA	16-13	.551	9-6	7-7	32-24	.571	18-13	13-9	1-2	6-4
*FIU	15-13	.536	7-6	8-7	26-28	.481	15-15	9-9	2-4	5-5
*Rice	12-15-2	.448	7-7-1	5-8-1	26-31-2	.458	16-13-1	7-14-1	3-4	6-4
*UAB	13-17	.433	4-11	9-6	21-33	.389	12-19	9-12	0-2	3-7
Middle Tennessee	12-17-1	.417	4-10-1	8-7	27-27-1	.500	14-15-1	12-11	1-1	4-6
WKU	11-18	.379	5-10	6-8	21-31	.404	12-17	9-14	0-0	1-9
Marshall	7-22	.241	2-12	5-10	19-31	.380	6-15	13-16	0-0	2-8
Old Dominion	7-22	.241	4-11	3-11	15-37	.288	11-18	3-17	1-2	3-7

x - Regular Season Champion y - Tournament Champion * - qualified for C-USA Tournament

2018 CONFERENCE USA POSTSEASON AWARDS

Individual Awards	First Team All-Conference	Second Team All-Conference
Player of the Year Luke Reynolds, 3B Jr., Southern Miss	IF Tyler Frank Jr., Florida Atlantic	IF Aaron Aucker Sr., Middle Tennessee
Pitcher of the Year Nick Sandlin, RHP Jr., Southern Miss	IF Luke Reynolds Jr., Southern Miss	IF Steven Kraft Sr., WKU Jackson Mims Jr., Charlotte
Freshman of the Year Jose Garcia, C Fr., FIU	OF David Miranda Sr., Florida Atlantic	OF Parker Bates So., Louisiana Tech
Newcomer of the Year Luke Reynolds, 3B Jr., Southern Miss	OF Jacob Rhinesmith Jr., WKU Matt Wallner Jr., Southern Miss	OF Ryan Chandler Sr., Rice
Defensive Player of the Year Tyler Frank, SS Jr., Florida Atlantic	OF Reynaldo Pastrana Jr., Marshall	OF Reece Hampton Jr., Charlotte
Keith LeClair Coach of the Year Scott Berry Southern Miss	DH Hunter Wells So., Louisiana Tech	DH Brett Blackwood Jr., UAB
Assistant Coach of the Year Cory Barton Louisiana Tech	UTIL Austin Dennis Jr., Middle Tennessee	UTIL Logan Allen Fr., FIU
	SP Logan Bailey Jr., Louisiana Tech	SP David Leal Jr., Louisiana Tech
	SP Matt Canterino So., Rice	SP Andres Nunez Jr., FIU
	SP Josh Maciejewski Sr., Charlotte	SP Logan Robbins Jr., Louisiana Tech
	SP Jake Miednik Sr., Florida Atlantic	SP Jake Wyrick Sr., Middle Tennessee
	SP Nick Sandlin Jr., Southern Miss	RP Ben Morrison Sr., WKU
	RP Jonah Patten Sr., Charlotte	RP Drew Peden Sr., Florida Atlantic
	RP Zach Schneider Jr., Florida Atlantic	
All-Freshman Team		All-Academic Team
C Jose Garcia, FIU		3.44, Sr. Aaron Aucker, MTSU
DH Steele Netterville, LA Tech		3.84, Jr. Brent Blackwood, UAB
UTIL Logan Allen, FIU		3.99, So. Matt Canterino, Rice
UTIL Eric Stock, Old Dominion		4.00, Sr. Gordon Cardenas, MAR
P Dane Acker, Rice		3.73, Jr. Austin Dennis, MTSU
IF Trei Cruz, Rice		3.90, Sr. Kent Hasler, LA Tech
IF Joshua Lamb, UTSA		4.00, Sr. Ben Morrison, WKU
IF Taylor Young, LA Tech		3.83, Jr. Carter Pharis, UAB
OF Luke Brown, WKU		3.91, Jr. Nick Sandlin, USM
OF Gabe Montenegro, USM		3.93, Jr. Palmer Wenzel, UTSA
OF Dylan Rock, UTSA		3.94, Sr. Jim Wilkerson, ODU

GENERAL

HILTOPPERS

2018 REVIEW

HISTORY

UNIVERSITY

OPPONENTS

2018 TEAM STATISTICS
Batting Average

1. Southern Miss	.301
2. FIU	.288
3. UTSA	.284
4. Louisiana Tech	.282
5. Middle Tennessee	.280

On-Base Percentage

1. Southern Miss	.405
2. Louisiana Tech	.389
3. Rice	.370
4. FIU	.370
5. Middle Tennessee	.369

Slugging Percentage

1. Southern Miss	.466
2. FIU	.454
3. Florida Atlantic	.439
4. UTSA	.433
5. Louisiana Tech	.423

Runs Scored

1. Southern Miss	493
2. Florida Atlantic	411
3. Louisiana Tech	374
4. Middle Tennessee	354
5. UTSA	344

Earned Run Average

1. Louisiana Tech	3.48
2. UTSA	3.54
3. Southern Miss	3.70
4. Florida Atlantic	4.17
5. Charlotte	4.43

Opposing Batting Average

1. UTSA	.236
2. Louisiana Tech	.253
3. UAB	.253
4. Southern Miss	.253
5. FIU	.258

Strikeouts

1. Southern Miss	517
2. Florida Atlantic	505
3. FIU	504
4. Rice	496
5. Louisiana Tech	488

Homeruns Allowed

1. UTSA	31
2. Rice	34
3. FIU	35
4. UAB	38
5. Southern Miss	39

2018 INDIVIDUAL STATISTICS
Batting Average

1. Reynolds, Southern Miss	.389
2. Steven Kraft, WKU	.382
3. Luke Brown, WKU	.369
4. Wells, Louisiana Tech	.357
5. Pastrana, Marshall	.355

On Base Percentage

1. Reynolds, Southern Miss	.551
2. Steven Kraft, WKU	.483
3. Wallner, Southern Miss	.474
4. Guidry, Southern Miss	.447
5. Cartaya, FIU	.442

Slugging Percentage

1. Reynolds, Southern Miss	.699
2. Silva, FIU	.686
3. Aucker, Middle Tennessee	.623
4. Pastrana, Marshall	.620
5. Wallner, Southern Miss	.618

Homeruns

1. Silva, FIU	16
Wallner, Southern Miss	16
3. Reynolds, Southern Miss	15
4. Jacob Rhinesmith, WKU	14
Aucker, Middle Tennessee	14
Wilson, Florida Atlantic	14

Earned Run Average

1. Sandlin, Southern Miss	1.06
2. Bailey, Louisiana Tech	2.24
3. Maciejewski, Charlotte	2.25
4. Leal, Louisiana Tech	2.27
5. Moss, Rice	2.43

Opposing Batting Average

1. Sandlin, Southern Miss	.155
2. Canterino, Rice	.188
3. Kirby, UTSA	.203
4. Leal, Louisiana Tech	.210
5. Maciejewski, Charlotte	.215

Strikeouts

1. Sandlin, Southern Miss	144
2. Canterino, Rice	116
3. Maciejewski, Charlotte	104
4. Miednik, Florida Atlantic	91
5. Ryan Thurston, WKU	87

Innings Pitched

1. Maciejewski, Charlotte	104.0
2. Sandlin, Southern Miss	102.1
3. Canterino, Rice	94.0
4. Maguire, Old Dominion	93.1
5. Dressler, UTSA	91.1



2019 OPPONENTS



2019 SCHEDULE

DAY	DATE	OPPONENT	LOCATION	TIME (CT)
FRI	Feb. 15	NORTHERN KENTUCKY	Nick Denes Field	3 p.m.
SAT	Feb. 16	NORTHERN KENTUCKY	Nick Denes Field	1 p.m.
SUN	Feb. 17	NORTHERN KENTUCKY	Nick Denes Field	1 p.m.
TUE	Feb. 19	at Lipscomb	Nashville, Tenn.	4 p.m.
FRI	Feb. 22	EASTERN ILLINOIS	Nick Denes Field	3 p.m.
SAT	Feb. 23	EASTERN ILLINOIS (DH)	Nick Denes Field	11 a.m.
SUN	Feb. 24	EASTERN ILLINOIS	Nick Denes Field	1 p.m.
TUE	Feb. 26	MURRAY STATE	Nick Denes Field	3 p.m.
		<i>Cox Diamond Invitational</i>		
FRI	March 1	vs. North Florida	Pensacola, Fla.	6 p.m.
SAT	March 2	vs. Louisiana Monroe	Pensacola, Fla.	11 a.m.
SUN	March 3	vs. Tennessee	Pensacola, Fla.	11 a.m.
TUE	March 5	at Eastern Kentucky	Richmond, Ky.	3 p.m.
FRI	March 8	MEMPHIS	Nick Denes Field	3 p.m.
SAT	March 9	MEMPHIS	Nick Denes Field	1 p.m.
SUN	March 10	MEMPHIS	Nick Denes Field	1 p.m.
WED	March 13	at Kentucky	Lexington, Ky.	3 p.m.
FRI	March 15	UAB*	Nick Denes Field	5 p.m.
SAT	March 16	UAB*	Nick Denes Field	1 p.m.
SUN	March 17	UAB*	Nick Denes Field	1 p.m.
TUE	March 19	AUSTIN PEAY	Nick Denes Field	5 p.m.
FRI	March 22	at FIU*	Miami, Fla.	6 p.m.
SAT	March 23	at FIU*	Miami, Fla.	5 p.m.
SUN	March 24	at FIU*	Miami, Fla.	11 a.m.
FRI	March 29	CHARLOTTE*	Nick Denes Field	5 p.m.
SAT	March 30	CHARLOTTE*	Nick Denes Field	1 p.m.
SUN	March 31	CHARLOTTE*	Nick Denes Field	12 p.m.
TUE	April 2	at #1 Vanderbilt	Nashville, Tenn.	6:30 p.m.
FRI	April 5	at Middle Tennessee*	Murfreesboro, Tenn.	6 p.m.
SAT	April 6	at Middle Tennessee*	Murfreesboro, Tenn.	4 p.m.
SUN	April 7	at Middle Tennessee*	Murfreesboro, Tenn.	1 p.m.
TUE	April 9	BELMONT	Nick Denes Field	5 p.m.
FRI	April 12	at Marshall*	Huntington, W.Va.	2 p.m.
SAT	April 13	at Marshall*	Huntington, W.Va.	1 p.m.
SUN	April 14	at Marshall*	Huntington, W.Va.	12 p.m.
TUE	April 16	at Belmont	Nashville, Tenn.	4 p.m.
FRI	April 19	FLORIDA ATLANTIC*	Nick Denes Field	5 p.m.
SAT	April 20	FLORIDA ATLANTIC*	Nick Denes Field	1 p.m.
SUN	April 21	FLORIDA ATLANTIC*	Nick Denes Field	1 p.m.
TUE	April 23	KENTUCKY^	Bowling Green Ballpark	5 p.m.
FRI	April 26	at UTSA*	San Antonio, Texas	6 p.m.
SAT	April 27	at UTSA*	San Antonio, Texas	2 p.m.
SUN	April 28	at UTSA*	San Antonio, Texas	12 p.m.
TUE	April 30	at #4 Louisville	Louisville, Ky.	5 p.m.
FRI	May 3	RICE*	Nick Denes Field	5 p.m.
SAT	May 4	RICE*	Nick Denes Field	1 p.m.
SUN	May 5	RICE*	Nick Denes Field	1 p.m.
FRI	May 10	at Louisiana Tech*	Ruston, La.	6 p.m.
SAT	May 11	at Louisiana Tech*	Ruston, La.	2 p.m.
SUN	May 12	at Louisiana Tech*	Ruston, La.	1 p.m.
TUE	May 14	at Austin Peay	Clarksville, Tenn.	6 p.m.
THU	May 16	OLD DOMINION*	Nick Denes Field	5 p.m.
FRI	May 17	OLD DOMINION*	Nick Denes Field	5 p.m.
SAT	May 18	OLD DOMINION*	Nick Denes Field	1 p.m.
WED-SUN	May 22-26	C-USA Championship	Biloxi, Miss.	TBD

BOLD denotes home game
(Dates & times subject to change)

Italic denotes neutral site event
* denotes Conference USA game

		
<p>NORTHERN KENTUCKY NORSE FEB. 15-17 NICK DENES FIELD</p> <hr/> <p>Quick Facts Location: Highland Heights, Ky. Colors: Gold, Black and White Home Venue: Aker Baseball Complex Conference: Horizon League Head Coach: Todd Asalou Career Record (Years): 676-588-1 (24) At School (Seasons): 532-496-1 (18) Series (Streak): N/A Last Meeting: N/A 2018 Overall Record: 14-39 2018 Away Record: 9-22 2018 Conference Record: 9-21 2018 Postseason: N/A Lettermen Ret./Lost: 19/13 Newcomers: 16</p> <hr/> <p>Media Info Media Contact: Ryan Wilker Email: wilkerr1@mymail.nku.edu Web Site: www.NKUNorse.com</p>	<p>LIPSCOMB BISONS FEB. 19 NASHVILLE, TENN.</p> <hr/> <p>Quick Facts Location: Nashville, Tenn. Colors: Purple and Gold Home Venue: Ken Dugan Field Conference: Atlantic Sun Head Coach: Jeff Forehand Career Record (Years): 539-503-1 (18) At School (Seasons): 328-361 (12) Series (Streak): WKU leads 42-38-1 Last Meeting: L, 4-10 on 2/28/17 (H) 2018 Overall Record: 24-30 2018 Home Record: 19-15 2018 Conference Record: 9-12 2018 Postseason: N/A Lettermen Ret./Lost: 16/10 Newcomers: 9</p> <hr/> <p>Media Info Media Contact: Jack Bluhm Email: jbluhm@lipscomb.edu Web Site: www.LipscombSports.com</p>	<p>EASTERN ILLINOIS PANTHERS FEB. 22-24 NICK DENES FIELD</p> <hr/> <p>Quick Facts Location: Charleston, Ill. Colors: Blue, Gray and White Home Venue: Coaches Stadium Conference: Ohio Valley Head Coach: Jason Anderson Career Record (Years): 59-105 (3) At School (Seasons): 59-105 (3) Series (Streak): WKU leads 12-4 Last Meeting: W, 6-1 on 2/24/91 (H) 2018 Overall Record: 23-31 2018 Away Record: 14-18 2018 Conference Record: 12-18 2018 Postseason: N/A Lettermen Ret./Lost: 13/17 Newcomers: 20</p> <hr/> <p>Media Info Media Contact: Thomas Manzello Email: tmanzello@eiu.edu Web Site: www.EIUPanthers.com</p>
		
<p>MURRAY STATE RACERS FEB. 26 NICK DENES FIELD</p> <hr/> <p>Quick Facts Location: Murray, Ky. Colors: Navy and Gold Home Venue: Reagan Field Conference: Ohio Valley Head Coach: Dan Skirka Career Record (Years): N/A At School (Seasons): N/A Series (Streak): WKU leads 66-65-1 Last Meeting: W, 8-5 on 4/18/17 (A) 2018 Overall Record: 27-29 2018 Away Record: 6-16 2018 Conference Record: 13-16 2018 Postseason: N/A Lettermen Ret./Lost: 21/14 Newcomers: 13</p> <hr/> <p>Media Info Media Contact: Adam Grossman Email: agrossman3@murraystate.edu Web Site: www.GoRacers.com</p>	<p>NORTH FLORIDA OSPREYS COX DIAMOND INVITATIONAL MARCH 1 PENSACOLA, FLA.</p> <hr/> <p>Quick Facts Location: Jacksonville, Fla. Colors: Navy Blue and Gray Home Venue: Harmon Stadium Conference: Atlantic Sun Head Coach: Tim Parenton Career Record (Years): 179-270 (8) At School (Seasons): 28-28 (1) Series (Streak): N/A Last Meeting: N/A 2018 Overall Record: 28-28 2018 Neutral Record: 3-2 2018 Conference Record: 10-11 2018 Postseason: N/A Lettermen Ret./Lost: 15/14 Newcomers: 16</p> <hr/> <p>Media Info Media Contact: Brock Borgeson Email: brock.borgeson@unf.edu Web Site: www.UNFOspreys.com</p>	<p>LOUISIANA MONROE WARHAWKS COX DIAMOND INVITATIONAL MARCH 2 PENSACOLA, FLA.</p> <hr/> <p>Quick Facts Location: Monroe, La. Colors: Maroon and Gold Home Venue: Warhawk Field Conference: Sun Belt Head Coach: Michael Federico Career Record (Years): 23-31 (1) At School (Seasons): 23-31 (1) Series (Streak): WKU leads 18-12 Last Meeting: L, 6-8 on 5/22/14 (N) 2018 Overall Record: 23-31 2018 Neutral Record: N/A 2018 Conference Record: 10-20 2018 Postseason: N/A Lettermen Ret./Lost: 17/17 Newcomers: 27</p> <hr/> <p>Media Info Media Contact: John Lewandowski Email: lewandowski@ulm.edu Web Site: www.ULMWarhawks.com</p>

GENERAL

HILTOPPERS

2018 REVIEW

HISTORY

UNIVERSITY

OPPONENTS



TENNESSEE VOLUNTEERS
COX DIAMOND INVITATIONAL
MARCH 3 | PENSACOLA, FLA.

Quick Facts

Location: Knoxville, Tenn.
Colors: Orange and White
Home Venue: Lindsey Nelson Stadium
Conference: Southeastern
Head Coach: Tony Vitello
Career Record (Years): 29-27 (1)
At School (Seasons): 29-27 (1)
Series (Streak): UT leads 5-4
Last Meeting: W, 6-0 on 3/8/16 (A)
2018 Overall Record: 29-27
2018 Neutral Record: N/A
2018 Conference Record: 12-18
2018 Postseason: N/A
Lettermen Ret./Lost: 22/7
Starters Ret./Lost: 6/3

Media Info

Media Contact: Sean Barows
Email: sbarows@utk.edu
Web Site: www.UTSports.com



EASTERN KENTUCKY COLONELS
MARCH 5 | RICHMOND, KY.

Quick Facts

Location: Richmond, Ky.
Colors: Maroon and White
Home Venue: Earle Combs Stadium
Conference: Ohio Valley
Head Coach: Edwin Thompson
Career Record (Years): 115-127 (4)
At School (Seasons): 78-94 (3)
Series (Streak): WKU leads 75-52-2
Last Meeting: W, 13-9 on 3/17/18 (A)
2018 Overall Record: 30-31
2018 Home Record: 15-9
2018 Conference Record: 15-15
2018 Postseason: N/A
Lettermen Ret./Lost: 18/17
Newcomers: 16

Media Info

Media Contact: Kevin Britton
Email: kevin.britton@eku.edu
Web Site: www.EKUSports.com



MEMPHIS TIGERS
MARCH 8-10 | NICK DENES FIELD

Quick Facts

Location: Memphis, Tenn.
Colors: Blue and Gray
Home Venue: FedExPark
Conference: American Athletic
Head Coach: Daron Schoenrock
Career Record (Years): 407-482 (16)
At School (Seasons): 382-430 (14)
Series (Streak): MEM leads 3-1
Last Meeting: L, 1-7 on 2/18/18 (A)
2018 Overall Record: 20-36
2018 Away Record: 6-16
2018 Conference Record: 5-19
2018 Postseason: N/A
Lettermen Ret./Lost: 17/10
Newcomers: 11

Media Info

Media Contact: John Galatas
Email: jgalatas@memphis.edu
Web Site: www.GoTigersGo.com



KENTUCKY WILDCATS
MARCH 13 | LEXINGTON, KY.
APRIL 23 | BG BALLPARK

Quick Facts

Location: Lexington, Ky.
Colors: Blue and White
Home Venue: Kentucky Proud Park
Conference: Southeastern
Head Coach: Nick Mingione
Career Record (Years): 77-45 (2)
At School (Seasons): 77-45 (2)
Series (Streak): UK leads 35-28
Last Meeting: L, 3-4 on 2/27/18 (A)
2018 Overall Record: 34-22
2018 Home / Away: 19-9 / 10-12
2018 Conference Record: 13-17
2018 Postseason: N/A
Lettermen Ret./Lost: 16/15
Newcomers: 22

Media Info

Media Contact: Matt May
Email: matt.may@uky.edu
Web Site: www.UKAthletics.com



UAB BLAZERS
MARCH 15-17 | NICK DENES FIELD

Quick Facts

Location: Birmingham, Ala.
Colors: Forest Green and Old Gold
Home Venue: Regions Field
Conference: Conference USA
Head Coach: Brian Shoop
Career Record (Years): 1,027-646-1 (28)
At School (Seasons): 328-356 (11)
Series (Streak): WKU leads 34-32
Last Meeting: W, 9-5 on 4/21/18
2018 Overall Record: 21-33
2018 Away Record: 9-12
2018 Conference Record: 13-17
2018 Postseason: N/A
Lettermen Ret./Lost: 22/7
Newcomers: 14

Media Info

Media Contact: Abby Vinson
Email: avinson1@uab.edu
Web Site: www.UABSports.com




AUSTIN PEAY GOVERNORS
MARCH 19 | NICK DENES FIELD
MAY 14 | CLARKSVILLE, TENN.

Quick Facts

Location: Clarksville, Tenn.
Colors: Red and White
Home Venue: Raymond C. Hand Park
Conference: Ohio Valley
Head Coach: Travis Janssen
Career Record (Years): 196-179 (7)
At School (Seasons): 92-80 (3)
Series (Streak): 97-60-1
Last Meeting: L, 0-6 on 5/1/18 (A)
2018 Overall Record: 30-27
2018 Home / Away: 16-9 / 11-16
2018 Conference Record: 17-13
2018 Postseason: N/A
Lettermen Ret./Lost: 19/10
Newcomers: 15

Media Info

Media Contact: Cody Bush
Email: bushc@apsu.edu
Web Site: www.LetsGoPeay.com

		
<p>FIU PANTHERS MARCH 22-24 MIAMI, FLA.</p> <hr/> <p>Quick Facts Location: Miami, Fla. Colors: Blue and Gold Home Venue: FIU Baseball Stadium Conference: Conference USA Head Coach: Mervyl Melendez Career Record (Years): 594-492 (19) At School (Seasons): 57-55 (2) Series (Streak): FIU leads 35-32 Last Meeting: L, 4-8 on 5/13/18 (H) 2018 Overall Record: 26-28 2018 Home Record: 16-15 2018 Conference Record: 15-13 2018 Postseason: N/A Lettermen Ret./Lost: N/A Newcomers: N/A</p> <hr/> <p>Media Info Media Contact: Tyler Brain Email: tbrain@fiu.edu Web Site: www.FIUSports.com</p>	<p>CHARLOTTE 49ERS MARCH 29-31 NICK DENES FIELD</p> <hr/> <p>Quick Facts Location: Charlotte, N.C. Colors: Green and White Home Venue: Mariam Hayes Stadium Conference: Conference USA Head Coach: Loren Hibbs Career Record (Years): 798-651-4 (26) At School (Seasons): 798-651-4 (26) Series (Streak): CHA leads 5-3 Last Meeting: W, 9-8 on 5/6/18 (A) 2018 Overall Record: 34-24 2018 Away Record: 8-13 2018 Conference Record: 17-13 2018 Postseason: N/A Lettermen Ret./Lost: 15/13 Newcomers: 17</p> <hr/> <p>Media Info Media Contact: Sean Fox Email: sean.fox@uncc.edu Web Site: www.Charlotte49ers.com</p>	<p>VANDERBILT COMMODORES APRIL 2 NASHVILLE, TENN.</p> <hr/> <p>Quick Facts Location: Nashville, Tenn. Colors: Black and Gold Home Venue: Charles Hawkins Field Conference: Southeastern Head Coach: Tim Corbin Career Record (Years): 787-480-1 (21) At School (Seasons): 681-342-1 (16) Series (Streak): VU leads 63-33-2 Last Meeting: L, 2-3 on 4/10/18 (A) 2018 Overall Record: 37-25 2018 Home Record: 23-11 2018 Conference Record: 16-14 2018 Postseason: Super Regionals Lettermen Ret./Lost: 24/10 Newcomers: 14</p> <hr/> <p>Media Info Media Contact: Andrew Pate Email: andrew.pate@vanderbilt.edu Web Site: www.VUCommodores.com</p>
		
<p>MIDDLE TENNESSEE BLUE RAIDERS APRIL 5-7 MURFREESBORO, TN</p> <hr/> <p>Quick Facts Location: Murfreesboro, Tenn. Colors: Royal Blue and White Home Venue: Reese Smith, Jr. Field Conference: Conference USA Head Coach: Jim Toman Career Record (Years): 329-205-1 (9) At School (Seasons): N/A Series (Streak): WKU leads 126-105-2 Last Meeting: W, 10-7 on 3/18/18 (H) 2018 Overall Record: 27-27-1 2018 Home Record: 14-15-1 2018 Conference Record: 12-17 2018 Postseason: N/A Lettermen Ret./Lost: 20/11 Newcomers: 12</p> <hr/> <p>Media Info Media Contact: Tyler Schiefelbein Email: schiefelbein@goblueraiders.com Web Site: www.GoBlueRaiders.com</p>	<p>BELMONT BRUINS APRIL 9 NICK DENES FIELD APRIL 16 NASHVILLE, TENN.</p> <hr/> <p>Quick Facts Location: Nashville, Tenn. Colors: Navy Blue, Red and White Home Venue: E.S. Rose Park Conference: Ohio Valley Head Coach: Dave Jarvis Career Record (Years): 932-712-2 (30) At School (Seasons): 610-560-2 (21) Series (Streak): Series tied 24-24 Last Meeting: W, 15-7 on 3/6/18 (A) 2018 Overall Record: 19-36 2018 Home / Away: 11-18 / 7-18 2018 Conference Record: 11-19 2018 Postseason: N/A Lettermen Ret./Lost: 17/9 Newcomers: 12</p> <hr/> <p>Media Info Media Contact: Hannah Jo Riley Email: hannahj.riley@belmont.edu Web Site: www.BelmontBruins.com</p>	<p>MARSHALL THUNDERING HERD APRIL 12-14 HUNTINGTON, WV</p> <hr/> <p>Quick Facts Location: Huntington, W.Va. Colors: Kelly Green and White Home Venue: Kennedy Center Field Conference: Conference USA Head Coach: Jeff Waggoner Career Record (Years): 216-320-1 (12) At School (Seasons): 216-320-1 (12) Series (Streak): MAR leads 13-11 Last Meeting: W, 7-5 on 4/15/18 (H) 2018 Overall Record: 29-32 2018 Home Record: 6-17 2018 Conference Record: 7-23 2018 Postseason: N/A Lettermen Ret./Lost: 20/9 Newcomers: 13</p> <hr/> <p>Media Info Media Contact: Cody Linn Email: linnc@marshall.edu Web Site: www.HerdZone.com</p>

GENERAL

HILTOPPERS


2018 REVIEW

HISTORY

UNIVERSITY

OPPONENTS

		
<p>FLORIDA ATLANTIC OWLS APRIL 19-21 NICK DENES FIELD</p> <hr/> <p>Quick Facts Location: Boca Raton, Fla. Colors: Blue and Red Home Venue: FAU Stadium Conference: Conference USA Head Coach: John McCormack Career Record (Years): 360-222-2 (10) At School (Seasons): 360-222-2 (10) Series (Streak): FAU leads 27-12 Last Meeting: L, 5-6 on 5/18/18 (A) 2018 Overall Record: 43-19-1 2018 Away Record: 13-10-1 2018 Conference Record: 19-8-1 2018 Postseason: NCAA Regionals Lettermen Ret./Lost: 16/18 Newcomers: 18</p> <hr/> <p>Media Info Media Contact: Jonathan Fraysure Email: jfraysur@fau.edu Web Site: www.FAUSports.com</p>	<p>UTSA ROADRUNNERS APRIL 26-28 SAN ANTONIO, TX</p> <hr/> <p>Quick Facts Location: San Antonio, Texas Colors: Navy Blue, Orange and White Home Venue: Roadrunner Field Conference: Conference USA Head Coach: Jason Marshall Career Record (Years): 181-162 (7) At School (Seasons): 181-162 (7) Series (Streak): WKU leads 7-5 Last Meeting: W, 9-5 on 3/31/18 (H) 2018 Overall Record: 32-24 2018 Home Record: 18-13 2018 Conference Record: 16-13 2018 Postseason: N/A Lettermen Ret./Lost: 19/12 Newcomers: 16</p> <hr/> <p>Media Info Media Contact: Brent Ingram Email: brent.ingram@utsa.edu Web Site: www.GoUTSA.com</p>	<p>LOUISVILLE CARDINALS APRIL 30 LOUISVILLE, KY.</p> <hr/> <p>Quick Facts Location: Louisville, Ky. Colors: Red and Black Home Venue: Jim Patterson Stadium Conference: Atlantic Coast Head Coach: Dan McDonnell Career Record (Years): 554-222 (12) At School (Seasons): 554-222 (12) Series (Streak): Series tied 69-69 Last Meeting: L, 4-5 on 4/24/18 (A) 2018 Overall Record: 45-19 2018 Home Record: 25-10 2018 Conference Record: 18-12 2018 Postseason: NCAA Regionals Lettermen Ret./Lost: 24/9 Starters Ret./Lost: 7/2</p> <hr/> <p>Media Info Media Contact: Stephen Williams Email: stephen@gocards.com Web Site: www.GoCards.com</p>
		
<p>RICE OWLS MAY 3-5 NICK DENES FIELD</p> <hr/> <p>Quick Facts Location: Houston, Texas Colors: Blue and Gray Home Venue: Reckling Park Conference: Conference USA Head Coach: Matt Bragg Career Record (Years): 594-478-2 At School (Seasons): N/A Series (Streak): Rice leads 10-4 Last Meeting: W, 4-0 on 3/25/18 (A) 2018 Overall Record: 26-31-2 2018 Away Record: 8-14-1 2018 Conference Record: 12-15-2 2018 Postseason: N/A Lettermen Ret./Lost: 24/9 Newcomers: 13</p> <hr/> <p>Media Info Media Contact: John Sullivan Email: jsully@rice.edu Web Site: www.RiceOwls.com</p>	<p>LOUISIANA TECH BULLDOGS MAY 10-12 RUSTON, LA.</p> <hr/> <p>Quick Facts Location: Ruston, La. Colors: Blue and Red Home Venue: Pat Patterson Park Conference: Conference USA Head Coach: Lane Burroughs Career Record (Years): 188-153 (6) At School (Seasons): 75-40 (2) Series (Streak): LT leads 21-17 Last Meeting: L, 2-4 on 4/29/18 (H) 2018 Overall Record: 39-20 2018 Home Record: 18-9 2018 Conference Record: 21-9 2018 Postseason: N/A Lettermen Ret./Lost: 21/9 Newcomers: 14</p> <hr/> <p>Media Info Media Contact: Brock McKee Email: bmckee@latech.edu Web Site: www.LATechSports.com</p>	<p>OLD DOMINION MONARCHS MAY 16-18 NICK DENES FIELD</p> <hr/> <p>Quick Facts Location: Norfolk, Va. Colors: Slate Blue, Silver and Dark Blue Home Venue: Bud Matheny Complex Conference: Conference USA Head Coach: Chris Finwood Career Record (Years): 438-446 (16) At School (Seasons): 196-195 (7) Series (Streak): ODU leads 7-4 Last Meeting: L, 8-12 on 3/19/16 (A) 2018 Overall Record: 15-37 2018 Away Record: 3-17 2018 Conference Record: 7-22 2018 Postseason: N/A Lettermen Ret./Lost: 21/11 Newcomers: 16</p> <hr/> <p>Media Info Media Contact: Tim Wentz Email: twentz@odu.edu Web Site: www.ODUSports.com</p>




7 NICK BRUNSON



18 COLBY TAYLOR



23 REECE CALVERT



26 JOE FILOSA



44 JACOB GREEN



49 TROY NEWELL

2019 SENIORS





2019 BASEBALL SCHEDULE

FEB. 15-17

FEB. 19

FEB. 22 - 24

FEB. 26

MAR. 1

MAR. 2

MAR. 3

MAR. 5

MAR. 8-10

MAR. 13

MAR. 15-17

MAR. 19

MAR. 22 - 24

MAR. 29 - 31

APR. 2

APR. 5 - 7

APR. 9

APR. 12 - 14

APR. 16

APR. 19 - 21

APR. 23

APR. 26 - 28

APR. 30

MAY 3 - 5

MAY 10 - 12

MAY 14

MAY 16 - 18

MAY 22 - 26

NORHERN KENTUCKY

at LIPSCOMB

EASTERN ILLINOIS

MURRAY STATE

COX DIAMOND INVITATIONAL

vs. NORTH FLORIDA

vs. LOUISIANA MONROE

vs. TENNESSEE

at EASTERN KENTUCKY

MEMPHIS

at KENTUCKY

UAB*

AUSTIN PEAY

at FIU*

CHARLOTTE*

at VANDERBILT

at MIDDLE TENNESSEE*

BELMONT

at MARSHALL*

at BELMONT

FLORIDA ATLANTIC*

KENTUCKY

at UTSA*

at LOUISVILLE

RICE*

at LOUISIANA TECH*

at AUSTIN PEAY

OLD DOMINION*

C-USA CHAMPIONSHIP

NICK DENES FIELD

NASHVILLE, TENN.

NICK DENES FIELD

NICK DENES FIELD

PENNSACOLA, FLA.

PENNSACOLA, FLA.

PENNSACOLA, FLA.

RICHMOND, KY.

NICK DENES FIELD

LEXINGTON, KY.

NICK DENES FIELD

NICK DENES FIELD

MIAMI, FLA.

NICK DENES FIELD

NASHVILLE, TENN.

MUFREESBORO, TENN.

NICK DENES FIELD

HUNTINGTON, W.VA.

NASHVILLE, TENN.

NICK DENES FIELD

BG BALLPARK

SAN ANTONIO, TEXAS

LOUISVILLE, KY.

NICK DENES FIELD

RUSTON, LA.

CLARKSVILLE, TENN.

NICK DENES FIELD

BILOXI, MISS.

Home Away Neutral

* Conference USA series

Dates and Times subject to change

All times CT

#GOTOPS