

CUSA
25
EST. 1995




2019-20

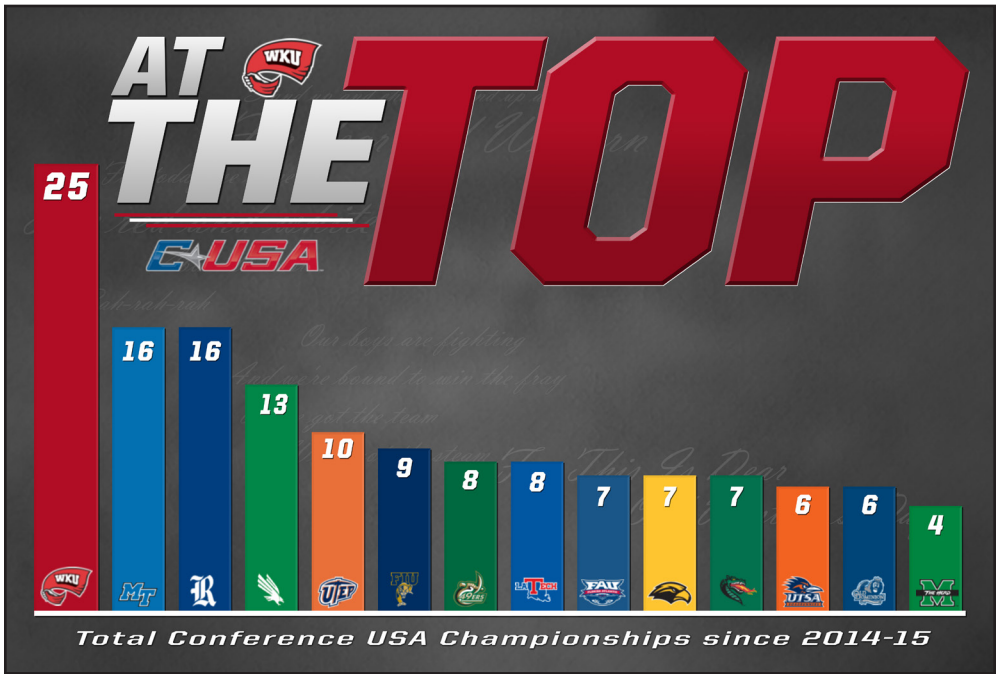
MEDIA GUIDE



NO CHALLENGE TOO BIG

WKU IS 7 - 3 AGAINST POWER 5 TEAMS
IN THE LAST TWO SEASONS





AT THE TOP

CONFERENCE USA LEADERS

Since joining Conference USA in 2014-15, the Hilltoppers have run away from the pack in terms of league championships and led C-USA each year in championships won for the first three years WKU was a member school.

WKU's 25 league titles during its time as a league member are nine more than the next closest school, and the Hilltoppers and Lady Toppers have also shown versatility by winning championships in seven different sport programs and in all three seasons - fall, winter and spring.

For the third straight season, WKU produced a league-best 41 C-USA Player of the Week honorees, with nine different sports producing multiple award winners in the 2018-19 school year.

RECORD HIGH IN ACADEMICS

When it comes to getting a degree and a winning culture on the playing field, there has never been a better time to be a Hilltopper.

In the 2017-18 Academic Progress Rate report, every WKU program exceeded the NCAA's mandated 930 minimum, while 11 of 14 programs surpassed that threshold by 40 points or more. WKU is one of seven C-USA member schools to have 11 programs post 970 or higher scores in the 2017-18 report, highlighted by three programs (volleyball, women's golf, women's tennis) with perfect 1,000 scores.

For the 2018-19 academic year, 69 WKU student-athletes earned the ultimate prize, their college diploma, while boasting a cumulative GPA of 3.21. Conference USA recognized 151 student-athletes with Commissioner's Honor Roll accolades for posting 3.0 or higher cumulative GPAs and 51 of those student-athletes received academic medals for posting GPAs of 3.75 or higher.

GENERAL

HILLTOPPERS

2018-19 REVIEW

HISTORY

UNIVERSITY

OPPONENTS

1	At the Top
2	Table of Contents
3	Quick Facts
4	Media Information
6	E.A. Diddle
7	E.A. Diddle Arena
9	John Oldham Court
10	Hilltopper IMG Sports Network
11	Hilltopper Sports Satellite Network

2019-20 OUTLOOK

12	Hilltoppers with Heart
14	Radio/TV Roster
15	2019-20 Roster
16	2019-20 Outlook
17	2019-20 Preseason Notebook

COACHING STAFF

20	Head Coach Rick Stansbury
25	Assistant Coach Hennssy Auriantal
26	Associate Head Coach Phil Cunningham
28	Assistant Coach Marcus Grant
29	Support Staff

HILLTOPPERS

34	Hilltoppers By State and Country
35	Camron Justice
36	Kenny Cooper
37	Jared Savage
38	Matt Horton
39	Patrick Murphy
40	Carson Williams
41	Josh Anderson
42	Taveion Hollingsworth
44	Charles Bassey
46	Jeremiah Gambrell
47	Isaiah Cozart/Jackson Harlan
48	Jordan Rawls
49	Kentucky's Own
50	Career Game-by-Game at WKU

2018-19 REVIEW

56	2018-19 Team Statistics
57	2018-19 Player Statistics
58	2018-19 Results
59	2018-19 Game-by-Game Comparison
60	2018-19 Individual Points-Rebounds-Assists
61	2018-19 Game Highs
62	2018-19 Game Lows
63	2018-19 Box Scores
80	2018 Myrtle Beach Invitational

HISTORY

82	Single-Game Records
83	Overall Records
89	E.A. Diddle Arena Records
91	1,000-Point Scorers
100	Scoring Leaders
101	Annual Leaders
106	Hilltopper All-Americans

107	Hilltopper Honor Roll
111	Hilltoppers in the Pros
113	Courtney Lee
114	Hilltopper Pros Under Stansbury
115	All-Time Letterwinners
121	All-Time Coaches Roster
123	Year-by-Year Records
126	All-Time Results
161	All-Time Series Records
164	Series Records by Opponent
187	Games vs. Ranked Opponents
189	All-Time National Rankings
191	NCAA Tournament History
192	NIT History

UNIVERSITY

194	Western Kentucky University
195	Bowling Green, Ky.
196	University President
197	Director of Athletics
198	Senior Athletic Staff
199	Student-Athlete Outreach
200	Big Red

CONFERENCE USA

202	Conference USA
204	C-USA Basketball Championship
205	2018-19 C-USA Stats/Results
206	2018-19 C-USA Statistics

OPPONENTS

208	2019-20 Opponent Profiles
------------	---------------------------



WKU guard Josh Anderson dunks against West Virginia in the semifinals of the 2018 Myrtle Beach Invitational. The Hilltoppers won 63-57, one of the program's seven wins over Power Five teams in the last two years.

UNIVERSITY INFORMATION

Location	Bowling Green, Ky., 42101
Founded	1906
Enrollment	19,461
Nickname	Hilltoppers
Colors	Red and White
Arena (Capacity)	E.A. Diddle Arena (7,523)
National Affiliation	NCAA Division I
Conference Affiliation	Conference USA
President	Dr. Timothy C. Caboni
Director of Athletics	Todd Stewart
Faculty Athletic Representative	Dr. Craig Martin
Ticket Office	270-745-5222 / 1-800-5-BIG-RED

HILLTOPPER BASKETBALL HISTORY

First Year of Basketball	1914-15
All-Time Record	1,795-926 (.660)
Seasons of College Basketball	100
NBA Draft Picks	35
20-Win Seasons	45
Regular Season Conference Championships	42
NCAA Tournament Appearances	23
• Last NCAA Tournament Appearance	2013
NIT Appearances	14
• Last NIT Appearance	2018
Postseason Record	27-38 (37 apps.)
Last Postseason Appearance	2018
• L, 69-64 vs. Utah, NIT Semifinals (New York City)	

HILLTOPPER BASKETBALL COACHING STAFF

Head Coach	Rick Stansbury (Fourth season)
• Career Record	355-208 (17 seasons)
• Record at WKU	62-42 (Three seasons)
Assoc. Head Coach	Phil Cunningham (First season)
Assistant Coach	Hennssy Auriantal (Second season)
Assistant Coach	Marcus Grant (First season)
Director of Ops.	Talvis Franklin (Fourth season)
Assoc. Director of Ops.	Martin Cross (Fourth season)
Graduate Asst.	Sam Everson (First season)
Graduate Asst.	Ross Rix (Second season)
Academic Coord.	Bob Hubbard (Third season)
Athletic Trainer	John Erwin (Third season)
Strength Coach	Duane Hall (Sixth season)

CREDITS

Editor	Zach Greenwell
Asst. Editor	Dana Brown
Design/Layout	Zach Greenwell, Kyle Collins
Photography	Steve Roberts, Katie Stratman, Megan Stearman, Joe Imel, Dr. James Robinson, Bryan Lemon, Clinton Lewis, IMG, WKU Archives, Austin Anthony, BG Daily News, Mississippi State Athletics, ESPN, Wisconsin Athletics, Dallas Mavericks, Troy Athletics, Toronto Raptors
Printing	Gerald Printing

HILLTOPPER BASKETBALL INFORMATION

2018-19 Record	20-14
• Home	10-4
• Road	6-8
• Neutral	4-2
2018-19 Conference USA Record	11-7 (2nd)
Postseason	None
Final National Ranking	None
Letterwinners Returning/Lost	4/6
Starters Returning/Lost	4/1
Newcomers	7

Starters Returning

- Charles Bassey (So., C) - 14.6 ppg, 10.0 rpg, 81 blocks
- Taveion Hollingsworth (Jr., G) - 14.4 ppg, 4.4 rpg, 2.2 app
- Jared Savage (R-Sr., G/F) - 12.2 ppg, 4.8 rpg, 80 made 3s
- Josh Anderson (Jr., G) - 12.1 ppg, 4.1 rpg, 57 steals

Starters Lost

- Lamonte Bearden (Sr., G) - 9.2 ppg, 104 assists, 31 steals

Other Key Returners

- Matt Horton (Sr., F) - 1.1 ppg, 1.0 rpg, 3-for-3 FG
- Jeremiah Gambrell (R-Fr., G) - Medical redshirt last season

Key Newcomers

- Kenny Cooper (Sr., G, Lipscomb, [Nashville, Tenn.]) - transfer
- Isaiah Cozart (Fr., F, Madison Central HS, [Richmond, Ky.])
- Jackson Harlan (Fr., G, Clinton County HS, [Albany, Ky.])
- Camron Justice (Gr-Sr., G, IUPUI, [Hindman, Ky.]) - grad transfer
- Jordan Rawls (Fr., G, Hamilton Heights Christian Academy, [Chattanooga, Tenn.])
- Carson Williams (R-Jr., F, Northern Kentucky [Owenton, Ky.]) - sat out 2018-19 as transfer

The 2019-20 WKU Hilltopper Basketball Media Guide is a publication of the WKU Athletic Communications/Media Relations Office. All text and photo content is property of WKU Athletics and Western Kentucky University and may not be reproduced without permission. This document was printed with state funds.

WKUsports.com is the official online home for all 16 sports on The Hill. Rosters, schedules, statistics, game notes, game recaps and media guides are constantly updated online.



Zach Greenwell
Associate AD/Communications
Men's Basketball Primary Contact
 (270) 745-5045 (Office)
 (270) 668-4716 (Cell)
 zachary.greenwell@wku.edu



Dana Brown
Media Relations Assistant
Men's Basketball Secondary Contact
 (270) 745-4298 (Office)
 (317) 752-6161 (Cell)
 dana.brown667@topper.wku.edu

WKU MEDIA RELATIONS STAFF DIRECTORY

Zach Greenwell	Associate AD/Communications
Bryan Fyalkowski	Associate Director
Jessica Leifheit	Associate Director
Matt Keenan	Assistant Director
Lillie-Anne Mulligan	Assistant Director
Dana Brown	Media Relations Assistant
Paul Just	SID Emeritus/Historian
Steve Roberts	Staff Photographer

Mailing Information

Athletic Communications/Media Relations
 E.A. Diddle Arena Room 1454
 1605 Avenue of Champions
 Bowling Green, KY 42101-6412

Website

WKUSports.com

Social Media

Twitter:	Facebook:	Instagram:
@WKUSports	WKUAthletics	@WKUSports
@WKUBasketball	WKUBasketball	@WKUBasketball
@WKUSportsPics		

WE ARE 'WKU'

Western Kentucky University has a long and storied history across its 16 NCAA Division I programs.

While "Western Kentucky" is acceptable, we respectfully ask that you refer to our university's athletic programs as the **WKU Hilltoppers** and **WKU Lady Toppers**.

Please refrain from using any of the following variations

W. Kentucky Western Ky. Western

DIRECTIONS TO WKU

FROM I-65 NORTH (HEADING SOUTH): Take the second Bowling Green exit (exit 28) onto US 31-W. Follow the signs for US 31-W South – Bowling Green. Stay on the four-lane US 31-W South (Louisville Road) to the stop light at the bridge over Barren River. Continue straight through the light. When the one-way streets merge into the four-lane University Boulevard, you will be on the NW corner of the Western Kentucky University campus (railroad on right, WKU on left).

FROM I-65 SOUTH (HEADING NORTH): Take the second Bowling Green exit (exit 22) onto Scottsville Road and follow it all the way down to the 31-W intersection. Take a left at the light and follow 31-W down to the roundabout and exit right onto University Boulevard. WKU's athletic facilities will be located on your right coming up the road.

FROM US 68-80 WEST (HEADING EAST): Follow US 68-80 (Russellville Road) into Bowling Green. You will pass under a railroad overpass (with its "Welcome to Western" sign) and turn left onto University Boulevard. The athletics complex will then be on your right – first Nick Denes Field (baseball), then Houchens Industries-L.T. Smith Stadium. The Arena/Stadium Parking Lot and E.A. Diddle Arena will be on your right just past the Stadium.

FROM NATCHER PARKWAY (HEADING SOUTH): Take the first Bowling Green exit (US 231, exit 9) and turn right onto Morgantown Road (US 231) into Bowling Green. You will cross Veterans Memorial Lane and pass Warren Central High School (on the right). When you reach the junction of US 231 and US 68-80 (Holley Corporation on your right and Arby's straight ahead), turn left onto Russellville Road and follow the directions for US 68-80 above from the railroad overpass ("Welcome to WKU" sign) on in to Diddle Arena/Smith Stadium.

CONFERENCE USA MEDIA RELATIONS

Tim McNamara
Director of Communications
Men's Basketball Contact
 tmcnamara@c-usa.org

Mailing Information

Conference USA
 5201 North O'Connor - Suite 300
 Irving, Texas 75039

Phone (214) 774-1300 **Website** ConferenceUSA.com

Social Media
Twitter: @ConferenceUSA **Facebook:** Conference USA

MESSAGE TO THE MEDIA: The following information is intended to assist members of the media in their coverage of WKU Hilltopper Basketball. Should you require additional information, contact Zach Greenwell, Associate AD for Athletic Communications/Media Relations, by phone at (270) 745-5045 or via email at zachary.greenwell@wku.edu.

WORKING CREDENTIALS: To request credentials, please contact Zach Greenwell or Dana Brown, WKU Media Relations Assistant. All requests should be made as early as possible and should be limited to working press only. Space on the E.A. Diddle Arena press row is limited, and a media/photo work room is available on the ground level just off the arena floor.

Credentials will be screened and issued on a priority basis, with national publications, daily newspapers, wire services, originating radio and television networks, television tape crews and student newspapers from WKU and the visiting school receiving top priority. Requests from weekly newspapers, internet publications and radio stations that cover WKU and the visiting team will be honored on a space-available basis. Requests for credentials will be reviewed on a case-by-case, year-by-year basis. The Athletic Communications/Media Relations office has the final authority on whether any individuals from any organization will be issued media credentials. Complimentary tickets are not provided to media.

Credentials will also be made available to professional scouts, with seating in press sections as space allows on a first-come, first-served basis. Additional seating will be made available to scouts as needed. Scouts interested in attending a game should contact Zach Greenwell to request credentials as soon as possible.

Spouses, dates, equipment carriers and non-working members of the media are restricted from press row, sidelines and interview areas. Any abuse of a credential to a WKU athletic event will result in the immediate removal of the media member from the event as well as the agency losing credential privileges for the remainder of the season.

MEDIA WILL CALL: Credentials may be picked up on gameday at Media Will Call located at Gate 2 of E.A. Diddle Arena. Please be mindful that parking is granted by a list and parking passes will not be issued, so please request parking at the same time.

PHOTOGRAPHERS: Credentials for photographers will be issued on the basis of circulation, with priority granted to agencies covering the participating schools on a regular basis. Credentials will not be issued to freelance photographers unless they are employed by a reputable publication or the media relations office of the participating schools. Per NCAA rule, images or likeness of current student-athletes may not be sold, distributed or used for commercial purposes.

RADIO COVERAGE: Radio broadcast permission must be obtained in advance, along with press row reservations, from Zach Greenwell. WKU maintains courtesy ethernet and phone lines for schools who can provide reciprocal arrangements for the Hilltopper IMG Sports Network. ISDN lines are no longer available in Diddle Arena. Inquiries about any other accommodations should be made well in advance with Greenwell and WKU Telecommunications.

BASELINE AREAS: Access to the baselines is reserved for photographers/videographers. Seating on the baselines is extremely limited, and several spots will be marked and reserved for season credential holders. Media must remain within the six spots on each baseline, away from the areas around the goals and stairs, and outside the team bench areas. Those who do not adhere to these policies will be asked to move or leave the building.

RECRUITS: Per NCAA rule, media are not permitted to have contact with a prospect or family members of a prospect during their visit (official or unofficial) to campus, including prospects in attendance at practice or games. Contact includes in-person conversations, phone calls, text messages, emails, social media, etc. Media are also asked to make every effort to keep distance from prospects on campus, including at practice, during pregame activities and in the stands.

GAMEDAY SERVICES: Members of the media covering the game will be provided with pregame notes for both teams and a media guide – either in print or digital form – and a flipcard. Statistics will be printed at halftime and after the game, and a running play-by-play will also be provided following the game. WKU offers live stats for media members through StatBroadcast. Approximately 15 minutes following the completion of the game, a final statistical book will be available. The first run of books will be given directly to the visiting SID to allow for easy departure.

POSTGAME INTERVIEWS: For home games, head coach Rick Stansbury and select players will hold a postgame news conference with the media in the Paul Just Media Center at E.A. Diddle Arena. WKU Athletic Communications/Media Relations representatives will be available to assist in postgame interviews. Interviews with the visiting team can be coordinated with the visiting SID, unless it is predetermined that the visiting team will also come to the media room.

WEEKLY PRESS CONFERENCE: Head coach Rick Stansbury will hold a press conference for credentialed media during the week when the team schedule allows, usually on a weekly basis. Select players may also be available at the weekly press conference. Contact Zach Greenwell or Dana Brown for any inquiries about the weekly press conference schedule.



Western Kentucky University's Edgar Allen Diddle stood unique among the college basketball coaches of the world.

His 759-302 win-loss record at WKU made him the first coach to ever guide his team through more than 1,000 games at one college. At the

time of his retirement in 1964, his 759 wins stood as the highest total ever by a college coach.

Diddle, who died in 1970, served as head coach at WKU for 42 seasons. Over that span of time, the Hilltoppers almost monopolized the championships of all three conferences to which they belonged. The row of titles included 13 in the Kentucky Intercollegiate Athletic Conference. In addition, the Hilltoppers won or shared the Ohio Valley Conference championship 10 times in 16 years.

Under Diddle's guidance, WKU collided with some of the best competition collegiate basketball had to offer, playing in such prestigious events as the NCAA Tournament, National Invitational Tournament, Sugar Bowl, Orange Bowl, Bluegrass, All-College, Kentucky Invitational and National Campus tournaments as well as the Olympic Playoffs.

On September 7, 1922, he joined the staff at Western Kentucky State College as athletic director and coach of all sports. He gave up his duties as head football coach in the fall of 1929. In 1934, Diddle relinquished the job of athletic director, but assumed it again in the summer of 1942 and held it, in addition to his coaching duties, until his retirement.

Aside from his achievements in the win column, E.A. Diddle will go down in basketball history as one of the most colorful figures the game has ever known.

Over the years he became famous throughout the nation for his antics with a red towel that was his constant companion on the bench. Never done as a "show," the towel tossing started as a nervous habit and he used it to signal his players. The Red Towel soon became a revered WKU tradition.

The towel soared to the rafters of many a gymnasium or was beaten heartily on the floor when the Hilltoppers scored a crucial point in the game. It was also known to cover the veteran coach's face when things were not going well.

Diddle was a firm believer in the fundamentals of basketball and imparted that belief on his players. He advocated a fast style of play and the top-notch conditioning that must accompany it. He was one of the first avid proponents of the fast break and his flashy teams played a major part in popularizing the running game throughout the country.

A unique trait for recognizing potential talent in youngsters played no small part in Diddle's success. Furthermore, he was able to develop that talent to a winning degree in an amazingly large percentage of cases.


The development of 13 All-America players at WKU — William "Red" McCrocklin, Carlyle "Big Boy" Towery, Oran McKinney, Don "Duck" Ray, Dee Gibson, Odie "Sleepy" Spears, John Oldham, Bob Lavoy, Rip Gish, Art Spoelstra, Tom Marshall, Bobby Rascoe and Darel Carrier — is proof enough of the ability to find and develop individual talent.

Mr. Diddle (as he was commonly known by his players and others on The Hill) was zealously proud of his players, holding as warm a spot in his heart for them as he did for the game of basketball itself. At the same time, he demanded dedication and hard work.

Well over 100 of his former players went into coaching in both the high school and collegiate ranks. Among these were such head college coaches as Bernard "Peck" Hickman at the University of Louisville, Charles Parsley at Southeast Missouri, Bob Lavoy at the University of Tampa and Buddy Cate at Tennessee Wesleyan.

Diddle held the distinction of having made one of the most remarkable comebacks in the annals of coaching. Three severe heart attacks in the fall of 1952 sidelined him for a time. However, he returned to coach the Hilltoppers to more than 200 victories after that time.

Legendary Hilltopper head coach E.A. Diddle and the famous Red Towel



One of the finest on-campus facilities in the country, WKU's E.A. Diddle Arena serves as the competition home of WKU Hilltopper Basketball, WKU Lady Topper Basketball and WKU Lady Topper Volleyball.

The building, named for legendary Hilltopper coach E.A. Diddle, was officially dedicated in December 1963 and underwent a \$32 million renovation in 2002. The facility celebrated its 50th year of operation during the 2012-13 school year.

Diddle Arena received significant upgrades heading into the 2018-19 season, including two new state-of-the-art, high-definition videoboards that drastically increase the size and clarity of the viewing area.

Updates also included a complete renovation of the sound system inside Diddle Arena to further enhance the in-game fan experience and a redesign of the playing court.

The project is funded through a strategic fundraising campaign led by the Hilltopper Athletic Foundation.

The capacity was also officially raised to 7,523 to account for new lounge seating on the upper concourse and additional courtside seating.

Included in the 2002-03 Diddle Arena renovation were a new playing floor, all-new seating, two video boards and 16 luxury suites. But those were just the changes made to the playing arena. An addition was added to the back side of the facility which houses training and weight rooms, as well as a 30,000-square foot auxiliary gym complex containing two regulation basketball courts with a firewall divider.

New locker rooms and office facilities were also added for multiple sports and the athletics administration.

ARENA QUICK FACTS

Capacity	7,523
Surface	Hardwood
Stadium Opening	1963-64
Renovation Completed	2002-03
Seasons	56
Home Record	608-173 (.778)
Top Crowd	14,277 vs. Murray State, 02/27/71
Top Crowd Since Renovation	8,118 vs. Middle Tennessee in SBC Tournament, 03/11/03
Winning Seasons at Home	52
Undefeated Seasons at Home	8

The utility and versatility of the arena has been amply demonstrated throughout the years. It has been the site of NCAA Regional Tournaments in both men's and women's basketball, the Kentucky High School Athletic Association's Girls Sweet 16 basketball tournament and an NBA exhibition game.

The facility has also hosted several Sun Belt Conference basketball tournaments and was the site of the 2003, 2009 and 2012 SBC Volleyball Championship, and 2017 Conference USA Volleyball Championship. Diddle Arena has staged numerous concerts, hosted WKU's annual spring and winter commencements and has even welcomed the President of the United States during a 1988 visit by Ronald Reagan.

In addition to being one of the homes for WKU Athletics, Diddle Arena also contains classrooms and activity areas for the Department of Physical Education and Recreation as well as the WKU Army ROTC program.

Charles Bassey dunks in front of one of the new videoboards added to Diddle Arena in 2018-19, part of a \$2 million-plus renovation project.



GENERAL

HILLTOPPERS

2018-19 REVIEW

HISTORY

UNIVERSITY

OPPONENTS

THE HILLTOPPER NICKNAME

The evolution of the nickname "Hilltoppers" is obvious to those who have seen the WKU campus.

The operations of Western Kentucky State Normal School were moved from the site of its forerunner, Southern Normal School, to a commanding hill in the southwestern portion of Bowling Green on Feb. 4, 1911. The move was completed as the entire student body marched to the new site, carrying various articles of school equipment along the way.

Since the summit of "The Hill" rises 232 feet above nearby Barren River and the comparatively level plain that surrounds The Hill, it was only natural that the student-athletes who represented the institution come to be known as "Hilltoppers."

Still, the name did not come into use until the 1928 basketball season. Prior to that, WKU's athletic teams were commonly referred to as the "Pedagogues" or "Teachers."



WKU drew 7,759 fans – the largest regular-season crowd since the 2002 renovation – for a matchup with Middle Tennessee on Jan. 20, 2018.



MISCELLANEOUS ARENA FACTS

TOP CROWDS SINCE 2002-03 RENOVATION*

- 8,118 - 03/11/03 - W, 64-52 vs. Middle Tennessee
- 7,759 - 01/20/18 - L, 66-62 vs. Middle Tennessee
- 7,718 - 02/21/08 - L, 69-64 vs. South Alabama
- 7,614 - 12/29/18 - W, 83-76 vs. #15 Wisconsin
- 7,598 - 12/20/14 - L, 67-76 vs. #4 Louisville
- 7,523 - 12/30/13 - L, 79-74 vs. Ole Miss
- 7,412 - 03/01/03 - W, 89-75 vs. Middle Tennessee
- 7,387 - 02/24/18 - W, 88-66 vs. Old Dominion
- 7,362 - 01/27/18 - W, 85-74 vs. Marshall
- 7,336 - 11/26/05 - L, 69-65 vs. Georgia
- 7,328 - 11/29/03 - L, 81-75 vs. Mississippi State
- 7,326 - 01/26/06 - W, 94-81 vs. La.-Lafayette
- 7,326 - 02/18/06 - W, 79-58 vs. Northern Arizona
- 7,326 - 02/25/06 - W, 80-65 vs. FIU
- 7,326 - 12/22/10 - L, 114-82 vs. #25 Louisville
- 7,326 - 02/25/12 - W, 73-67 vs. Middle Tennessee
- 7,326 - 03/02/13 - L, 70-62 vs. Middle Tennessee
- 7,119 - 02/28/15 - W, 77-61 vs. FIU
- 7,117 - 02/21/09 - W, 79-66 vs. FIU
- 7,089 - 12/09/06 - L, 75-70 vs. Southern Illinois

UNDEFEATED HOME SEASONS

- 1965-66 (12-0)
- 1968-69 (12-0)
- 1969-70 (13-0)
- 1970-71 (11-0)
- 1994-95 (12-0)
- 2001-02 (14-0)
- 2002-03 (16-0)
- 2008-09 (13-0)

* Arena capacity was decreased to 7,326 during the 2002-03 renovation, then increased to 7,523 for the 2018-19 season with additional courtside seating

The basketball court at E.A. Diddle Arena was named in John Oldham's honor on Dec. 27, 2012.

Oldham left his mark on Hilltopper basketball as a player, coach and administrator, earning All-America accolades as a player in 1949 and later coaching some of the greatest teams in WKU history.

In four years as a student-athlete (1942-43 before World War II and 1946-47, 1947-48 and 1948-49 after the war) he earned a place in WKU's 1,000-point club, racking up 1,006 career points, and helped the Hilltoppers to three appearances in the NIT, four conference championships and 102 wins. He was named an All-American by both the United Press International and the Associated Press as a senior in 1949, and he was also named to a spot on the first All-Ohio Valley Conference Team that season.

After a stint in professional basketball, Oldham returned to The Hill to coach at old College High School before moving on to Tennessee Tech as the head coach. He returned to WKU in 1964 to take over the Hilltopper basketball program from the retiring E.A. Diddle. In seven seasons at his alma mater (1964-71), Oldham compiled an outstanding 142-40 record and led the Hilltoppers to five postseason trips, four conference championships, a Sweet 16 berth and a trip to the 1971 Final Four.

Oldham's .780 winning percentage as a head coach is tops in WKU's illustrious men's basketball history by a wide margin, and his number 42 from his playing days hangs in the rafters of E.A. Diddle Arena in tribute. He coached two of the WKU's three consensus All-Americans (Clem Haskins and Jim McDaniels).

In all, Oldham had a hand in 244 men's basketball victories, eight postseason appearances and nine conference championships in 11 years as a player and head coach. The overall record of those 11 teams was a remarkable 244-53 (82.2 percent).

One of the truly beloved individuals in Western Kentucky University history, Oldham also served as athletics director from 1971-86 and, in 1971, conceptualized the Red Towel logo, which has evolved into one of the most easily recognized and historic athletic logos in the country. He still resides in Bowling Green.

"Coach Oldham's influence transcends our athletic department," WKU Director of Athletics Todd Stewart said at the time of Oldham's court dedication. "He was a superb player and then became an outstanding head coach, leading our program to four conference championships and the 1971 Final Four before embarking on a 15-year tenure as Director of Athletics. He presided over Hilltopper Athletics at a time of considerable change – Title IX and the revival of women's athletics, football's move to Division I-AA and a number of key coaching changes that brought Paul Sanderford, Joel Murrie and Curtiss Long, among others, including Big Red, to our campus.

"He also played a vital role in the development of one of the most recognizable symbols in intercollegiate athletics, the WKU Red Towel, our iconic logo. Naming the court at E.A. Diddle Arena in his honor is a fitting way to pay tribute to his innumerable contributions to WKU."

Former Hilltopper coach, player and administrator John Oldham (second from right) is honored with a court dedication in his name in 2012.



Since 2007, WKU Hilltopper Basketball has been carried on the Hilltopper Sports Network which covers the western half of the Commonwealth of Kentucky and reaches over 1.5 million potential listeners. Learfield IMG College is the national leader in collegiate sports marketing and serves as the exclusive rights holder for WKU Athletics.

HILLTOPPER BROADCAST TEAM

Veteran play-by-play broadcaster Randy Lee and former collegiate basketball player Hal Schmitt call the action of every Hilltopper game.

Lee has served as the "Voice of the Hilltoppers" since 2007-08 after spending five years on the broadcast team at Nebraska. Lee has been on the call for many major events in Hilltopper basketball history, including wins over nationally-ranked Louisville, Wisconsin, Purdue and Vanderbilt, WKU's trip to the NCAA Tournament Sweet 16 in 2008 and other NCAA Tournament berths in 2009, 2012 and 2013, and the Hilltoppers' run to the 2018 NIT Final Four. Lee also serves as the host of the Rick Stansbury weekly radio show as well as the Hilltopper pregame show.

Schmitt is a 1978 graduate of Arkansas State University, where he played four years for the basketball squad and was a two-year starter. Schmitt is beginning his 14th season as an analyst for WKU basketball and 21st season overall in some capacity with the basketball broadcasts. Schmitt spent 36 years in the financial industry and recently retired as First Vice President and Financial Consultant with Hilliard Lyons in Bowling Green.

GAMEDAY BROADCAST

The pregame show begins 30 minutes before tipoff. The postgame coverage begins immediately following the conclusion of the game, with interviews from Coach Stansbury and select players. Garret Browning will take over with a studio call-in show after the broadcast from E.A. Diddle Arena concludes.

Lee and Schmitt during an NCAA Tournament broadcast




BROADCAST TEAM



Randy Lee
Play-by-Play



Hal Schmitt
Analyst



Garret Browning
Studio Call-In Host

THE RICK STANSBURY RADIO SHOW

Each week during the season, head coach Rick Stansbury joins host Randy Lee for a one-hour live radio show, previewing upcoming games, going over previous contests and giving fans an inside look at the Hilltopper program.

Stansbury and Lee will be joined by special guests, including assistant coaches and players, throughout the season to give fans a look at their lives and stories away from basketball. Fans are encouraged to attend the show in-person each week at Roosters at 247 Three Springs Rd. in Bowling Green.

HILLTOPPER IMG SPORTS NETWORK

MARKET	STATION	FREQUENCY
Bowling Green	WKLX	100.7 FM *
Elizabethtown.....	WTHX.....	101.5 FM
Elizabethtown.....	WIEL.....	1400 AM
Franklin	WFKN.....	1220 AM
Glasgow	WCDS.....	1230 AM
Hodgenville.....	WXAM.....	1430 AM
Hopkinsville.....	WHOP	95.3 FM
Hopkinsville.....	WHOP	1230 AM
Louisville.....	WXVW	1450 AM
Louisville.....	WXVW	96.1 FM
Madisonville	WTTL	1310 AM
Princeton	WPKY	1580 AM
Somerset.....	WTLO	1480 AM

(*) *flagship station*

In 12 seasons since 2007-08, the Hilltopper Sports Satellite Network (HSSN), a partnership between WKU Athletics, the university and WKU-PBS, has helped produce over 250 WKU men's and women's basketball games for national broadcast.

Games have aired on Fox College Sports, ESPN3, ESPN+, ESPN Full Court, DirecTV and DISH Network, plus locally in Bowling Green and regionally around the Commonwealth of Kentucky, allowing tremendous exposure for WKU's basketball programs.

Through Fox College Sports and DirecTV, WKU basketball games and coaches shows have reached 47 of the nation's top 50 markets and over 25 million homes. On ESPN3 and ESPN Full Court, the games have reached 72 million viewers at no additional charge to their existing cable package.

In 2012-13, WKU men's basketball made the most television appearances on ESPN Full Court in the nation.

UNIVERSITY PARTNERSHIP

The Hilltopper Sports Satellite Network allows WKU students the opportunity to gain tremendous experience assisting with top-level production of athletic events alongside television production and broadcast veterans.

Students who have worked on HSSN broadcasts have gone on to be on the Monday Night Football crew and work on the Super Bowl broadcast, as well as numerous other major sport productions.

BROADCAST TECHNOLOGY

HSSN utilizes a \$2 million-plus high definition production truck to broadcast all games in full HD, which is on-par technically and equipment-wise with any truck any production company has available.

HSSN broadcasts use state-of-the-art graphics packages and utilize the same cameras that have been used on recent NCAA Tournament Final Fours.

View from inside the HSSN production truck during a game



BENEFITS TO THE CONFERENCE

Since its inception in 1999, one of the major goals of HSSN is to be a service to the conference as a whole. That vision has been realized by the fact that the bulk of games produced has been conference contests, and since 2007-08, 73 have been road conference games for WKU, meaning the opponent's home arena and campus are showcased.

In addition to producing basketball games for broadcast, HSSN also benefits the conference by producing content for digital use such as packages, interviews and highlight videos.



HILLTOPPER SPORTS SATELLITE NETWORK

WKU BASKETBALL BROADCASTS BY SEASON

2007-08 on Fox College Sports.....	31
including 10 road conference games	
2008-09 on Fox College Sports.....	27
including 7 road conference games	
2009-10 on Fox College Sports.....	28
including 10 road conference games	
2010-11 on Fox College Sports.....	26
including 9 road conference games	
2011-12 on Fox College Sports.....	25
including 9 road conference games	
2012-13 on ESPN3/ESPN Full Court.....	25
including 12 road conference games	
2013-14 on ESPN3/ESPN Full Court.....	26
including 6 road conference games	
2014-15 on Fox College Sports.....	18
including 3 road conference games	
2015-16 on Fox College Sports.....	18
including 1 road conference game	
2016-17 on Fox College Sports.....	18
including 3 road conference games	
2017-18 on Fox College Sports.....	16
including 3 road conference games	
2018-19 on ESPN3/ESPN+/Facebook	6



Hilltoppers with Heart



WKU was once again very active in community service projects during the offseason.

The Hilltoppers visited with guests with special needs from Bowling Green's Camp Happy Days, played with children from multiple area youth groups on the United Way's Day of Caring, made a trip to the Boys & Girls Club of Bowling Green with WKU Police, volunteered at Bowling Green Independent Schools' mentoring camp, participated in the Bowling Green Neighbors neighborhood watch event and attended the 21st Annual Step Up for Down Syndrome Buddy Walk.

WKU senior Jared Savage also volunteered at George Fant's Dream Big Camp, a free basketball and football clinic in the community provided by Hilltopper basketball legend and current NFL offensive lineman George Fant. Savage and Fant both attended Warren Central High School.



GENERAL

HILLTOPPERS

2018-19 REVIEW

HISTORY

UNIVERSITY

OPPONENTS

RADIO/TV ROSTER



2 | Jared Savage
R-Sr. | G/F | 6-5 | 205



3 | Jordan Rawls
Fr. | G | 6-1 | 165



4 | Josh Anderson
Jr. | G | 6-6 | 195



5 | Camron Justice
Gr.-Sr. | G | 6-3 | 185



10 | Jeremiah Gambrell
R-Fr. | G | 6-2 | 180



11 | Taveion Hollingsworth
Jr. | G | 6-2 | 165



12 | Jackson Harlan
Fr. | G | 6-3 | 190




14 | Matt Horton
Sr. | F | 6-11 | 235



15 | Patrick Murphy
R-Jr. | G | 6-5 | 180



21 | Kenny Cooper
Sr. | G | 6-0 | 190



22 | Carson Williams
R-Jr. | F | 6-5 | 230



23 | Charles Basse
So. | C | 6-11 | 235



50 | Isaiah Cozart
Fr. | F | 6-7 | 225

WESTERN KENTUCKY

HILLTOPPERS

GENERAL

HILLTOPPERS

2018-19 REVIEW

HISTORY

UNIVERSITY

OPPONENTS

NUMERICAL ROSTER

No.	Name	Pos.	Ht.	Wt.	Yr.	Exp.	Hometown (Prev. School)
2	Jared Savage	G/F	6-5	205	R-Sr.	1L	Bowling Green, Ky. (Austin Peay)
3	Jordan Rawls	G	6-1	165	Fr.	HS	Chattanooga, Tenn. (Hamilton Heights Acad.)
4	Josh Anderson	G	6-6	195	Jr.	2L	Baton Rouge, La. (Madison Prep Academy)
5	Camron Justice	G	6-3	185	Gr.-Sr.	TR	Hindman, Ky. (IUPUI)
10	Jeremiah Gambrell	G	6-2	180	R-Fr.	RS	Houston, Texas (Madison HS)
11	Taveion Hollingsworth	G	6-2	165	Jr.	2L	Lexington, Ky. (Paul Laurence Dunbar HS)
12	Jackson Harlan	G	6-3	190	Fr.	HS	Albany, Ky. (Clinton County HS)
14	Matt Horton	F	6-11	235	Sr.	1L	Tuscaloosa, Ala. (Shelton State CC)
15	Patrick Murphy	G	6-5	180	R-Jr.	RS	Franklin, Tenn. (Martin Methodist College)
21	Kenny Cooper	G	6-0	190	Sr.	TR	Nashville, Tenn. (Lipscomb)
22	Carson Williams	F	6-5	230	R-Jr.	RS	Owenton, Ky. (Northern Kentucky)
23	Charles Bassey	C	6-11	235	So.	1L	Lagos, Nigeria (Aspire Academy)
50	Isaiah Cozart	F	6-7	225	Fr.	HS	Richmond, Ky. (Madison Central HS)

COACHING AND SUPPORT STAFF

Position	Name	Alma Mater (Year)	Year in Role
Head Coach	Rick Stansbury	Campbellsville (1981)	Fourth Season
Associate Head Coach	Phil Cunningham	Campbellsville (1990)	First Season
Assistant Coach	Hennssy Auriantal	Wisconsin (1999)	Second Season
Assistant Coach	Marcus Grant	Mississippi State (1995)	First Season
Director of Basketball Operations	Talvis Franklin	Mississippi State (2007)	Fourth Season
Associate Director of Basketball Ops	Martin Cross	WKU (2015)	Fourth Season
Graduate Assistant	Sam Everson	Avila University (2017)	First Season
Graduate Assistant	Ross Rix	Louisiana-Lafayette (2009)	Second Season
Academic Coordinator	Bob Hubbard	Long Beach State (1973)	Third Season
Strength and Conditioning Coach	Duane Hall	WKU (1996)	Sixth Season
Athletic Trainer	John Erwin	UT-Arlington (2007)	Third Season

PLAYER/COACH PRONUNCIATION GUIDE

Name	Pronunciation
Charles Bassey	"Bass" like the fish
Isaiah Cozart	CO-zart
Jeremiah Gambrell	gam-BRELL
Taveion Hollingsworth	TAY-vee-on
Jordan Rawls	Rhymes with walls
Hennssy Auriantal	HEN-see or-ree-AN-tuhl

OVERALL

WKU enters its fourth season under head coach Rick Stansbury with a core group of experienced returners, as well as newcomers who should make an immediate impact.

The Hilltoppers have reached the Conference USA championship game in each of the last two seasons and have won 47 games over that span. In the last two years, WKU has also gone 7-3 against Power Five opponents.

As the program prepares for its 101st season, the Hilltoppers have a prestigious tradition to uphold. WKU ranks third in NCAA history in regular-season league titles (42), seventh in 20-win seasons (45), eighth in all-time winning percentage (.660) and 16th in all-time wins (1,795).

BACKCOURT

WKU returns three starters in the backcourt in juniors Taveion Hollingsworth and Josh Anderson, and red-shirt senior Jared Savage. All three averaged at least 12.1 points per game in 2018-19.

Hollingsworth returns as WKU's second-leading scorer and was a Third-Team All-Conference USA selection a year ago. Savage was the Hilltoppers' top outside threat last season, netting 80 3-pointers. Also back is redshirt freshman Jeremiah Gambrell, who missed most of last season with a leg injury.

Joining the fold are two experienced transfers, starting with graduate senior Camron Justice, who averaged 18.6 points and made 90 3-pointers last season at IU-PUI. Also in the mix is senior Kenny Cooper, a transfer from Lipscomb.

The Hilltoppers also brought in two freshman guards in Jordan Rawls and Jackson Harlan.

FRONTCOURT

The discussion about WKU's post play starts with sophomore center Charles Bassey, who was named a Pre-season First-Team All-American by Lindy's Sports and Street & Smith's Basketball Yearbook.

Bassey led WKU with 14.6 points, 10 rebounds and 2.4 blocks per game in 2018-19, and became the second player in C-USA history to win Freshman of the Year and Defensive Player of the Year in the same season. He was also a top-five finalist for the 2019 Kareem Abdul-Jabbar Center of the Year award.

Back to assist Bassey in the post is senior forward Matt Horton, who was limited last year by a foot injury.

A transfer who should make a significant impact is redshirt junior forward Carson Williams, who sat out last year at WKU per NCAA transfer rules.

Williams averaged 12 points and 5.6 rebounds as a sophomore at Northern Kentucky and helped the Norse reach the NCAA Tournament in his freshman year.

WKU also added incoming freshman forward Isaiah Cozart, the all-time leader for blocks in Kentucky high school basketball history.

SCHEDULE

Fifteen home games in E.A. Diddle Arena and at least 13 games against teams that won 20-plus games a year ago highlight WKU's 2019-20 schedule.

The Hilltoppers will play at Diddle Arena six times before the start of Conference USA play, including two exhibitions and four regular-season contests on John Oldham Court.

Among those home contests are Arkansas and Belmont, and the schedule also includes a neutral-site game against Louisville in Nashville, road trips to Rhode Island, Eastern Kentucky and Wright State, as well as play in the 2019 U.S. Virgin Islands Paradise Jam.

WKU could face as many as nine programs in non-conference play who finished last year in the top 150 of the NET rankings, and as many as five in the top 60.

The Hilltoppers will play five of their first seven C-USA games in Diddle Arena, beginning with North Texas on Jan. 2 and Rice on Jan. 4.

The final four games of the regular season will once again be decided at a later date under the C-USA Bonus Play model.

Within the format, the 14 league programs will play each other once and their travel partner twice in the first seven weeks of the conference season. At the conclusion of the seven weeks, teams will be placed in one of three groups based on conference standings through the first 14 games of league action. The teams will be divided into two groups of five (1-5 and 6-10) and a group of four (11-14). During the final three weeks, teams will play within their respective grouping for the last four games of conference play. Home and away games within the groups will be determined by a preset formula.

Once all 18 games have been completed, the top 12 teams based on final league standings will be seeded in the conference tournament. Teams will be guaranteed seeding within their respective group. For example, if a program lands in the second group (6-10), it will seed no higher than six and no lower than 10 in the tournament field.

The 2020 C-USA Basketball Championships will take place March 11-14 at Ford Center at The Star in Frisco, Texas.

PROGRAM NOTES

• WKU is 7-3 against the Power Five in the last two seasons, while the other 13 schools in C-USA are a combined 6-49 vs. Power Five foes. The league has seven victories vs. Power Five teams that finished above .500 in the last two years – six of them by the Hilltoppers.

• The Hilltoppers' seven wins against Power Five opponents over the last two seasons are tied for the fourth-most by a program from outside the Power Five, trailing just Gonzaga (11), Seton Hall (10) and Villanova (8).

• Since the start of the 2017-18 season, WKU has gone 3-3 against top-25 teams, including a 2-1 mark in 2018-19. From 2010-11 to 2016-17, the Hilltoppers went 1-12 against ranked opponents. WKU beat ranked West Virginia and Wisconsin last year, making it the first time the program had beaten multiple ranked teams in the same season since 1993.

• WKU has the fifth-longest streak in the nation of consecutive games with a made 3-pointer at 1,010. Only UNLV (1,071), Vanderbilt (1,063), Duke (1,060) and Arkansas (1,011) have longer streaks.

• WKU has advanced to at least the semifinals of its league tournament in 13 of the last 15 seasons. The team is 25-8 with four championships in the last 12 conference tournaments overall. The Hilltoppers' 23 NCAA Tournament appearances are six more than the next closest Conference USA school (UTEP, 17), and as many as the eight league schools with the fewest appearances combined.

• WKU claimed its 45th 20-win season in 2018-19. Only Kentucky, North Carolina, Duke, Louisville, UCLA and Kansas have more 20-win seasons in NCAA history. It was also the 12th 20-win season in Rick Stansbury's 17 seasons as a head coach.

• Over the last two seasons, WKU has 237 total dunks against Division I competition, according to Ken Pomeroy. The Hilltoppers have ranked 37th and 9th in the country in total dunks in the last two seasons.

• WKU finished 2018-19 non-conference play with the 19th-best strength of schedule in the nation, according to the Sagarin Ratings, and the 33rd-best non-conference slate per Ken Pomeroy.

• In Rick Stansbury's three seasons at the helm, WKU has shot 716 more total free throws than its opponents. The Hilltoppers shot 202 more free throws than their opponents in the 2018-19 season, but they finished 2017-18 leading the country with 324 more free-throw attempts than their opponents. They ranked third in the nation with 78 more made free throws than their opponents had even attempted.

• WKU averaged 5,809 fans at E.A. Diddle Arena in 2018-19, which was the largest average attendance in Diddle Arena since the venue's major renovation in 2002. The Hilltoppers also sold out of general season tickets in the preseason for the first time since the building opened in 1963.

• WKU is 35-10 (.778) at E.A. Diddle Arena under head coach Rick Stansbury. The Tops are 608-173 all-time at Diddle Arena for a .778 winning percentage.

• Entering the 2019-20 season, WKU ranks third in NCAA history in regular-season league titles (42), seventh in 20-win seasons (45), eighth in all-time winning percentage (.660) and 16th in all-time victories (1,795). WKU joins Kentucky, North Carolina, Kansas and UCLA as the only programs in the top 10 for both winning percentage and conference championships.

• WKU finished the 2018-19 season ranked 10th in the country in both blocked shots per game (5.1) and total blocks (174) – both program records. From 2010-18, the Hilltoppers finished no better than 76th in the nation in blocks per game.

PLAYER NOTES

• WKU's 2019-20 roster represents five states – Alabama, Kentucky, Louisiana, Tennessee and Texas – as well as Nigeria.

• The Hilltoppers have six players on the 2019-20 roster from the state of Kentucky, which is the second-most in the state this season and is the most on a WKU roster since the 2007-08 season.

Number of Kentuckians on 2019-20 Roster

Eastern Kentucky – 7

WKU - 6

Kentucky – 3

Louisville – 3

Northern Kentucky – 2

Morehead State – 2

Murray State – 1

• The Hilltoppers have three former Kentucky Mr. Basketball winners on their roster – **Camron Justice** (2015), **Carson Williams** (2016) and **Taveion Hollingsworth** (2017). This is just the second time in history that a team has featured three such award winners, along with the 1993-94 Louisville squad (Dwayne Morton, Tick Rogers, Jason Osborne). WKU previously didn't have a Mr. Basketball since 2007.

• WKU returns 75.2 percent of its scoring, 64.1 percent of its rebounding, 48.4 percent of its assists, 74.1 percent of its blocks and 69.4 percent of its steals from 2018-19. The Hilltoppers return their top four leading scorers in **Charles Bassey**, **Taveion Hollingsworth**, **Jared Savage** and **Josh Anderson** – all of whom averaged between 12.1 and 14.6 points per game.

- Last year, **Charles Bassey** became the only player in the nation since 1992 to average at least 14 points, 10 rebounds and two blocks, while shooting at least 60 percent from the field, 45 percent from 3-point range and 75 percent from the free-throw line.

- **Charles Bassey** became one of just three freshmen to be named a Top 5 Finalist for Kareem Abdul-Jabbar Center of the Year in the award's five-year history, joining UNLV's Brandon McCoy (2018) and Duke's Jahlihl Okafor (2015).

- Of all the NCAA Division I players in the country categorized by their teams as centers, **Charles Bassey** was 1 of 9 who led his team in scoring in 2018-19.

- **Charles Bassey** was named a Kyle Macy Freshman All-American in 2018-19, making him the first WKU player to earn All-America honors at any level since Orlando Mendez-Valdez was an AP Honorable Mention All-American in 2009. He has also been named a Preseason First-Team All-American this year by Lindy's Sports and Street & Smith's Basketball Yearbook.

- Before 2017-18, only three Hilltopper varsity freshmen had ever scored at least 400 points in their first season with WKU. Now a freshman has reached 400 points in each of the last two seasons in **Charles Bassey** and **Taveion Hollingsworth**.

- Despite being among the top-10 youngest players in the nation in 2018-19, **Charles Bassey** became the second player in Conference USA history to win C-USA Freshman of the Year and Defensive Player of the Year in the same season, joining Marshall's Hassan Whiteside in 2010. Bassey was also named to the All-C-USA First Team.

- **Taveion Hollingsworth**, an All-C-USA Third Team selection in 2019, finished his sophomore season just four points shy of 1,000 for his career at 996. He will likely join Courtney Lee and Bobby Rascoe as Hilltoppers to hit 1,000 in the first game of their third season on The Hill.

- In his first two seasons, **Taveion Hollingsworth** has played 2,563 total minutes, the most ever by a Hilltopper over his first two years. Hollingsworth needs just 776 minutes to break onto WKU's top 10 for most minutes played in a career.

- Over the last two seasons, only two players in the entire country have played at least 2,500 total minutes while committing fewer than 125 total fouls: WKU's **Taveion Hollingsworth** and Old Dominion's Ahmad Caver.

- **Josh Anderson** was 1 of 12 players in the entire country last year with at least 141 rebounds, 59 steals and 23 blocks.

- **Camron Justice** will be the eighth graduate transfer to compete for the Hilltoppers since 2015. Over that time, grad transfers have accounted for 25 percent of WKU's scoring, 19 percent of its rebounding and 29 percent of its assists.

STANSBURY NOTES

- **Rick Stansbury's** teams have been outstanding on their own turf, boasting a winning percentage at home of 78 percent overall – and 86 percent in nonconference play – during his 17 seasons at the helm at Mississippi State and WKU. Stansbury has won at least 10 home games in each of his 17 seasons as a head coach, and the Hilltoppers are 15-3 at home in nonconference play under Stansbury. Stansbury is 6-3 at home overall in postseason play.

- WKU's victory over No. 15 Wisconsin on Dec. 29, 2018, was the 24th win over an AP ranked opponent in Stansbury's career. Fifteen of those wins over a ranked foe came on the road or at a neutral site.

- Over Stansbury's tenure as head coach, WKU ranks 17th in the nation in attendance percentage increase, rising 58.2 percent from the 2015-16 season to 2018-19.


- In Stansbury's three seasons as the Hilltoppers' head coach, WKU is 53-3 when leading with five minutes to play – the only losses coming against Utah in the 2018 NIT Semifinals, and against Marshall and FIU last year.

- In Stansbury's 33 previous seasons as a head coach or assistant coach, his teams have gone to the postseason 19 times, with top-five seeds in the NCAA Tournament six times.

- Stansbury has signed seven top-20 recruiting classes during his time as a head coach, including his first two classes at WKU and five in his tenure at Mississippi State.

- During Stansbury's final 10 years leading Mississippi State, only Kentucky won more SEC championships than his eight, and over his entire 14-year run at the helm, only Kentucky and Florida won more games.

- Stansbury's connection to The Hill goes back well before his hiring as head coach to his great uncle, Edgar B. Stansbury, a 1994 WKU Athletics Hall of Famer as a three-sport athlete (baseball, basketball, football), football assistant coach under W.L. "Gander" Terry, and Director of Athletics in 1946 after serving his country in World War II. The concourse inside E.A. Diddle Arena is named in E.B. Stansbury's honor.



COACHING STAFF





THE STANSBURY FILE

**CAREER RECORD: 355-208
(17 SEASONS)**
**RECORD AT WKU: 62-42
(THREE SEASONS)**

PERSONAL

Born: Dec. 23, 1959
Hometown: Battletown, Ky.
High School: Meade County (Ky.), 1977
College: Campbellsville, 1981
Wife: Meo
Children: Isaac, Noah, Luke

COACHING CAREER

1981-82: Campbellsville (student assistant)
1983-84: Cumberland (graduate assistant)
1985-90: Austin Peay (assistant coach)
1990-94: Mississippi State (assistant coach)
1994-98: Mississippi State (associate head coach)
1998-2012: Mississippi State (head coach)
2014-15: Texas A&M (assistant coach)
2015-16: Texas A&M (associate head coach)
2016-present: WKU (head coach)

BY THE NUMBERS

12 POSTSEASON TRIPS AS HC
6 NCAA TOURNAMENT APPEARANCES
7 TOP-20 RECRUITING CLASSES
41 ACADEMIC HONOREES AT MISSISSIPPI STATE
2ND IN GRADUATION RATE IN SEC
10TH IN CAREER WINS IN SEC HISTORY

HEAD COACH

RICK STANSBURY

With 355 career wins and 12 postseason trips as a head coach to his credit, Rick Stansbury is the 15th head men's basketball coach at Western Kentucky University. Stansbury was hired to lead the WKU program on March 28, 2016.

Stansbury has led the Hilltoppers to back-to-back 20-win seasons and appearances in the Conference USA Tournament title game. Over the last two seasons, WKU has eight wins against opponents from the top seven leagues, a 7-3 record against Power Five programs and a 3-3 mark against top-25 foes.

In the 2018-19 season, the Hilltoppers finished 20-14 and earned the No. 2 seed in C-USA, the program's highest league finish since 2014. WKU sold out of general season tickets for the first time since E.A. Diddle Arena opened in 1963 and averaged 5,809 fans per game, the highest average attendance since the venue's renovation in 2002.

Since Stansbury took over the program, average attendance in Diddle Arena has risen by 58 percent.

In Stansbury's second season in 2017-18, the Hilltoppers finished 27-11 – their most wins since the 2007-08 season and the most wins in the state of Kentucky that year – and advanced to the semifinals of the NIT for the first time since 1954. WKU finished the season 4-2 against Power 5 conference teams and was one of four teams in the nation – including the only non-Power 5 – to register wins over opponents from each of the ACC, SEC, Pac-12 and Big Ten conferences.

The season was the 10th in WKU history with at least 27 wins, and the 27 victories tied for the most in a season for Stansbury, who also won 27 games in 2001-02 at Mississippi State.

In Stansbury's three seasons at the helm, the Hilltoppers are a combined 35-10 inside E.A. Diddle Arena. Stansbury has never registered less than 10 home wins in a season as a head coach. He has a 77.8 percent winning percentage overall in home games at the helm, including an 86.4 percent clip in nonconference contests.

Stansbury, a Battletown, Ky., native and Campbellsville University Class of 2003 Hall of Famer, came to The Hill following two years at 2015-16 Southeastern Conference regular season champion Texas A&M, which included a run to the 2016 NCAA Sweet 16.

In his 33 seasons as a head coach or an assistant coach, Stansbury's teams have gone to the postseason 19 times, with Top 5 seeds in the NCAA Tournament in 2016 (3), 2004 (2), 2003 (5), 2002 (3), 1996 (5) and 1995 (5) and in the NIT in 2018 (4), 2012 (4), 2010 (1), and 2007 (1).

The veteran head coach made his name over a 22-year run at Mississippi State, including the final 14 as head coach (1999-2012), where he compiled a career record of 293-166 (.638), led the Bulldogs to the postseason 11 times – with six NCAA appearances – and became Mississippi State's all-time wins leader in the process.

In his two seasons in College Station, working for head coach Billy Kennedy, Stansbury helped the Aggie coaching staff sign a consensus top-10 recruiting class, a class regarded as one of the best in school history, in 2015. In the 2015-16 campaign, with Stansbury serving as associate head coach, the Aggies set a school record for wins with 28 after a 21-12 campaign and third-place SEC finish in his first season. Texas A&M's run to the Sweet 16 was the deepest the Aggies have advanced in the tournament in program history.

During Stansbury's final 10 years leading Mississippi State, only Kentucky won more SEC championships than his eight, and over his entire 14-year run at the helm, only Kentucky and Florida won more games. His 293 career victories are the 10th-most in SEC history. The Bulldogs won the SEC tournament in 2002 and 2009, the overall SEC championship in 2004 and dominated the league's Western Division during Stansbury's tenure, winning the side in 2003, 2004, 2007, 2008 and 2010.

His teams were also postseason regulars, appearing in the NCAA Tournament or NIT in 11 of his 14 seasons as MSU's head coach, including trips to the NCAA Tournament in four consecutive seasons (2002-2005) and consecutive appearances in 2008 and 2009 with NIT trips in 1999, 2001, 2007, 2010 and 2012. Including his time as an assistant, Mississippi State went to the postseason 15 times in 22 seasons.

Seven Bulldogs earned All-America honors, 23 were named All-SEC (11 first teamers), and he posted 20 or more wins in 10 seasons during his 14-year run as head coach. Prior to Stansbury taking over as head coach, MSU had just seven postseason tournament appearances and won at least 20 games just seven times in the school's previous 86 years of basketball competition.

Stansbury has been a winner in every capacity.

Off the court, Stansbury's program graduated players at a rate never before seen at Mississippi State. Over his time as head coach, only Vanderbilt had a higher graduation rate in the SEC, and the Bulldogs were third in the SEC with 41 academic honorees in 14 years. Fans also came out in droves in Starkville to watch Stansbury's Bulldogs play. Of the Top 30 most attended games in MSU history, 26 came during Stansbury's run as head coach including all of the Top 10. He was the only coach in MSU history to average more than 10,000 fans per game in SEC play (2003-04/10,209), and his Bulldogs played in front of an average of over 7,000 fans per night in six of his 14 seasons as head coach.

Stansbury also brings to The Hill a national reputation of success as evidenced by his 2004 SEC Associated Press Coach of the Year, finalist for National Coach of the Year, and District 17 NABC Coach of the Year

awards. During the 2003-04 season, Stansbury's Bulldogs ranked as high as No. 4 in the AP poll and finished No. 8 that year, their third consecutive Top 25 finish in the final AP poll.

As a recruiter, Stansbury is no stranger to sending players to the NBA ranks. Since 1996, Stansbury has helped guide nine players to the NBA, including Erick Dampier, the 10th overall pick in the 1996 Draft. Other pros under his tutelage include Mario Austin, Derrick Zimmerman, Jarvis Varnado and Rodney Hood.

Stansbury's WKU recruiting class for 2018-19 was ranked No. 19 in the country by Rivals and No. 27 by 247Sports. His 2017-18 class was ranked in the top 10 nationally by every major recruiting outlet and was the program's first top-25 class in the modern recruiting era.

WKU is one of nine programs with back-to-back top-20 recruiting classes as ranked by Rivals in 2017 and 2018, along with Duke, Kentucky, UCLA, Oregon, Kansas, North Carolina, Texas and Michigan State.

NBA scouts have always had their eyes on his programs, including in the 2018-19 season. WKU hosted the first Pro Day in program history in October with more than 20 NBA scouts in attendance and played in front of double-digit scouts in most games.

Over a nine-year period in Starkville (2003-11), Stansbury signed five different top-20 recruiting classes. His 2005 class was rated the sixth-best nationally by Rivals.com while his final class in the spring of 2011 was No. 12 nationally by the outlet.

STANSBURY'S COACHING ACCOLADES

CHAMPIONSHIPS

- **SEC WESTERN CONFERENCE CHAMPIONSHIPS** (2003, 2004, 2007, 2008, 2010)
- **SEC TOURNAMENT CHAMPIONS** (2002, 2009)
- **OVERALL SEC CHAMPION** (2004)

POSTSEASON EXPERIENCE AS HEAD COACH

- **NCAA** (2002, 2003, 2004, 2005, 2008, 2009)
- **NIT** (1999, 2001, 2007, 2010, 2012, 2018)

AS ASSISTANT

- **NCAA** (1987, 1991, 1995 - SWEET 16, 1996 - FINAL FOUR, 2016 - SWEET 16)
- **NIT** (1990, 1994)

AWARDS

- **SEC COACH OF THE YEAR** (2004)
- **DISTRICT 17 NABC COACH OF THE YEAR** (2004)

The Class of 2015 at Texas A&M was rated No. 8 nationally by Rivals.com.

Before going to Starkville, Stansbury spent six seasons as an assistant at Austin Peay State University in Clarksville, Tenn. Working alongside the late Lake Kelly, APSU recorded three consecutive winning seasons including an Ohio Valley Conference tournament championship and NCAA Tournament second-round berth in 1986-87.

His 16-year career as an assistant prior to the MSU head coaching post began at his alma mater, Campbellsville, during the 1981-82 season as he worked toward earning a double major in business and physical education. He then moved on to work for Randy Vernon at Cumberland in Williamsburg, Ky., where he earned his master's in business education. In 1983-84, the team went 31-5 and earned a second-round appearance in the NAIA Tournament. In October 1999, Stansbury was honored by the Campbellsville Alumni Association as a proud recipient of the school's Distinguished Alumni Award.

Stansbury's connection to The Hill goes back well before his hiring as head coach to his great uncle, Edgar B. Stansbury, a 1994 WKU Athletics Hall of Famer as a three-sport athlete (baseball, basketball, football), football assistant coach under W.L. "Gander" Terry, and Director of Athletics in 1946 after serving his country in World War II. The concourse inside E.A. Diddle Arena is named in E.B. Stansbury's honor.

Stansbury is married to the former Meo Mellen of Roanoke, Va. The couple has three sons, Isaac, Noah and Luke.

HEAD COACHING RECORD

1998-99: Mississippi State.....	20-13 [^]
1999-00: Mississippi State.....	14-16
2000-01: Mississippi State.....	18-13 [^]
2001-02: Mississippi State.....	27-8* [#]
2002-03: Mississippi State.....	21-10* [%]
2003-04: Mississippi State.....	26-4* [%]
2004-05: Mississippi State.....	23-11 [^]
2005-06: Mississippi State.....	15-15
2006-07: Mississippi State.....	21-14 [^] [%]
2007-08: Mississippi State.....	23-11* [%]
2008-09: Mississippi State.....	23-13* [#]
2009-10: Mississippi State.....	24-12 [^] [%]
2010-11: Mississippi State.....	17-14
2011-12: Mississippi State.....	21-12 [^]
2016-17: WKU.....	15-17
2017-18: WKU.....	27-11 [^]
2018-19: WKU.....	20-14
17 SEASONS	355-208 (.631)

(*) NCAA Tournament appearance

([^]) NIT appearance

([#]) SEC Tournament champions

([%]) SEC Western Conference champions



The Stansbury family along with basketball legend Bill Walton before the Hilltoppers played at USC in the 2018 NIT

NEXT-LEVEL TALENT

RICK STANSBURY HAS A HISTORY OF GETTING PLAYERS TO THE NBA

Rick Stansbury has an eye for next-level talent.

As an assistant coach and then head coach at Mississippi State for more than two decades, Stansbury helped recruit and coach eight NBA Draft picks with the Bulldogs.

That pipeline began in 1996 with the first-round selections of Mississippi State's Erick Dampier and Dontae' Jones.

Dampier went 10th overall to the Indiana Pacers, while Jones was selected 21st by the New York Knicks. Stansbury helped recruit both as an assistant.

The pro success didn't stop when Stansbury took the reins at Mississippi State, however.

Tyrone Washington became Stansbury's first draft pick as a head coach when he went to the Houston Rockets with the 44th pick in the 1999 NBA Draft.

Mario Austin (36th pick) and Derrick Zimmerman (40th) were selected by the Chicago Bulls and Golden State Warriors, respectively, in 2003.

Lawrence Roberts went to the Seattle SuperSonics with the 55th pick of the 2005 draft.

Stansbury struck gold with game-changing big man Jarvis Varnado, who went on to be selected by the Miami Heat with the 41st pick in the 2010 NBA Draft.

Following Stansbury's final season at Mississippi State, Arnett Moultrie went to the Heat with the 27th pick of the 2012 draft and Rodney Hood went to the Utah Jazz with the 23rd pick of the 2014 draft.

Stansbury likely would have had even more draft picks if not for the rule at the time that allowed high school players to immediately enter the NBA Draft.

This rule has since been changed, but not before Mississippi State lost prospects Jonathan Bender, Travis Outlaw and Monta Ellis to the opportunity to play in the NBA right away.

The standard hasn't changed for Stansbury following his move to WKU.

"Kids nowadays are interested in playing in the NBA," Stansbury said at his WKU introductory press conference in March 2016. "Why can't you get there coming from Western Kentucky?"

STANSBURY'S NBA DRAFT PICKS

- Erick Dampier*** - 1996 - 10th (Indiana Pacers)
- Dontae' Jones*** - 1996 - 21st (New York Knicks)
- Tyrone Washington** - 1999 - 44th (Houston Rockets)
- Mario Austin** - 2003 - 36th (Chicago Bulls)
- Derrick Zimmerman** - 2003 - 40th (Golden State)
- Lawrence Roberts** - 2005 - 55th (Seattle SuperSonics)
- Jarvis Varnado** - 2010 - 41st (Miami Heat)
- Arnett Moultrie** - 2012 - 27th (Miami Heat)
- Rodney Hood** - 2014 - 23rd (Utah Jazz)

* As Mississippi State assistant

Jarvis Varnado



Erick Dampier



STANSBURY VS. ALL OPPONENTS

Team	W-L	Pct
Akron	0-2	.000
Alabama	16-14	.533
Alabama A&M	4-0	1.000
UAB	6-3	.667
Alabama State	4-0	1.000
Appalachian State	1-0	1.000
Arizona	2-1	.667
Arkansas	17-14	.548
Arkansas-Little Rock	3-0	1.000
Arkansas-Pine Bluff	2-0	1.000
Arkansas State	2-0	1.000
Auburn	16-12	.571
Austin Peay	2-0	1.000
Baylor	0-1	.000
Belmont	1-3	.250
Bethune-Cookman	1-0	1.000
Birmingham-Southern	1-0	1.000
Boston College	1-0	1.000
Bradley	1-0	1.000
Butler	0-1	.000
California	0-1	.000
Centenary	4-0	1.000
UCF	0-1	.000
Charlotte	6-2	.750
Chattanooga	1-0	1.000
Cincinnati	0-2	.000
Clemson	0-2	.000
Colorado State	0-1	.000
DePaul	1-0	1.000
Detroit	2-1	.667
Duke	0-1	.000
East Tennessee State	0-1	.000
Eastern Kentucky	3-1	.750
Fairfield	1-0	1.000
Fairleigh Dickinson	1-0	1.000
FIU	2-1	.667
Florida	8-9	.471
Florida A&M	2-0	1.000
Florida Atlantic	4-1	.800
Florida State	1-1	.500
George Mason	1-1	.500
Georgia	9-9	.500
Georgia State	2-0	1.000
Hawaii	0-1	.000
Holy Cross	1-0	1.000
Houston	2-0	1.000
Idaho	1-0	1.000
Illinois-Chicago	1-0	1.000
Indiana State	2-1	.667
Jackson State	2-0	1.000
Jacksonville	1-0	1.000
Jacksonville State	5-0	1.000
Kentucky	4-13	.235
Kentucky Wesleyan	1-0	1.000
Lafayette	1-0	1.000
Liberty	1-0	1.000
Louisiana-Lafayette	3-2	.600
Louisiana-Monroe	4-0	1.000
LSU	18-13	.581
LA Tech	4-2	.667
Loyola Marymount	2-0	1.000
Marshall	3-4	.429
Massachusetts	0-1	.000
McNeese State	5-0	1.000
Memphis	0-1	.000
Miami (Fla.)	1-1	.500
Miami-Ohio	0-1	.000
Middle Tennessee	1-4	.200
Mississippi Valley State	3-0	1.000
Missouri	1-2	.333
Missouri State	0-2	.000

Missouri-Kansas City	1-0	1.000
Monmouth	1-0	1.000
Montana State	1-1	.500
Murray State	1-0	1.000
New Orleans	4-0	1.000
Nicholls	6-0	1.000
Northwestern	1-0	1.000
Northwestern State	2-1	.667
North Alabama	1-0	1.000
North Carolina	0-1	.000
North Carolina A&T	2-0	1.000
North Texas	5-0	1.000
Ohio	1-1	.500
Oklahoma	1-0	1.000
Oklahoma State	1-0	1.000
Ole Miss	21-8	.724
Old Dominion	4-5	.444
Oregon	1-0	1.000
Pittsburgh	1-0	1.000
Purdue	1-0	1.000
Rice	3-0	1.000
Richmond	2-2	.500
Rider	0-1	.000
Rutgers	0-1	.000
Saint Mary's (Calif.)	2-2	.500
Sam Houston State	1-0	1.000
San Diego	2-1	.667
Santa Clara	2-0	1.000
South Alabama	7-1	.875
South Carolina	12-5	.706
South Carolina State	1-0	1.000
Southeastern Louisiana	5-1	.833
USC	1-0	1.000
Southern Illinois	0-1	.000
SMU	1-0	1.000
Southern Miss	6-0	1.000
Stanford	1-1	.500
St. Bonaventure	2-0	1.000
Syracuse	0-1	.000
Tennessee	7-9	.438
Tennessee-Martin	5-0	1.000
Tennessee State	2-0	1.000
Texas	0-2	.000
Texas A&M	1-0	1.000
Texas A&M-Corpus Christi	2-0	1.000
UTEP	3-0	1.000
Texas-Pan American	1-0	1.000
UTSA	2-3	.400
Texas Tech	0-1	.000
Troy	3-1	.750
Tulane	3-0	1.000
Tulsa	0-1	.000
UC Irvine	1-0	1.000
UCLA	1-0	1.000
UNLV	0-1	.000
Utah	0-1	.000
Utah State	1-0	1.000
Valparaiso	1-1	.500
Vanderbilt	11-8	.579
Villanova	0-1	.000
Virginia Tech	1-1	.500
Washington	0-3	.000
Washington State	0-2	.000
West Virginia	2-1	.667
Western Kentucky	3-1	.750
Winthrop	0-1	.000
Wisconsin	1-1	.500
Wright State	2-0	1.000
Xavier	3-1	.750
Totals	335-194	.633

2019-20 opponents in bold



HENNESSY AURIANTAL

ASSISTANT COACH

SECOND SEASON AT WKU | WISCONSIN '99

Hennessy Auriantal enters his second season as an assistant coach on the Hilltopper Basketball staff under head coach Rick Stansbury in 2019-20.

In Auriantal's first season with WKU, the Hilltoppers won 20 games – including victories over Wisconsin, Arkansas, West Virginia and Saint Mary's – and advanced to the Conference USA championship game as the No. 2 seed.

Auriantal brings both Division I playing and coaching experience to The Hill.

The Canada native previously worked as an assistant coach at Jackson State in Jackson, Miss., from 2013-15.

Auriantal played four seasons at guard at the University of Wisconsin from 1995-99, competing twice in the NCAA Tournament and once in the NIT. He graduated with a degree in kinesiology and was named to the Big Ten All-Academic Team in 1997 and 1999.

He also competed for the Canadian National Basketball Team the year after graduating from the Badgers program.

Auriantal and his wife, Nathalie, have two sons, Naevhen and Teylan.

AURIANTAL'S COACHING CAREER

2013-15: Jackson State.....Assistant Coach
2018-present: WKU.....Assistant Coach



Hennessy Auriantal played guard for four seasons at Wisconsin from 1995-99, competing in the NCAA Tournament two times and twice earning Big Ten Conference All-Academic Team recognition.



PHIL CUNNINGHAM

ASSOCIATE HEAD COACH

FIRST SEASON AT WKU | CAMPBELLVILLE UNIVERSITY '90

Phil Cunningham enters his first season as associate head coach on the Hilltopper Basketball staff under head coach Rick Stansbury in 2019-20.

Cunningham – a Campbellville, Ky., native – spent the previous six seasons as the head coach at Troy University, and his 18 years as a Division I assistant before that included 12 years working with Stansbury at Mississippi State and one prior stint as a WKU assistant in 2012-13.

Cunningham, 52, led Troy to its first Sun Belt Tournament championship in 2017 and the program's second NCAA Tournament appearance, including the first in 14 years. That team completed the biggest wins turnaround in program history and racked up the most victories in a season since 2003-04.

During his tenure, Cunningham coached the No. 1 and No. 2 all-time leading scorers in Troy history in Wes Person and Jordon Varnado.

His Troy teams also won the Sun Belt Team Academic Award in two of the last three years, and all 16 players who competed as seniors earned their degree.

Before taking the reins at Troy, Cunningham was named one of the top 25 assistant coaches in the NCAA by Rivals.com and was recognized by The Hoop Scoop recruiting publication as one of the top NCAA Division I men's basketball assistant coaches.

In his one season at WKU, the Hilltoppers won four games in four days to claim their second straight Sun Belt title, narrowly falling to No. 1 seed Kansas in the NCAA Tournament.

Cunningham spent 12 seasons as an assistant coach under Stansbury at Mississippi State from 2000-12 before

CUNNINGHAM'S COACHING CAREER

1990-91: Campbellville	Assistant Coach
1991-92: Mississippi State.....	Graduate Assistant
1992-95: Sue Bennett College.....	Head Coach
1995-97: James Madison.....	Assistant Coach
1997-98: Georgia State.....	Assistant Coach
1998-00: Georgia State.....	Associate Head Coach
2000-12: Mississippi State.....	Assistant Coach
2012-13: WKU.....	Assistant Coach
2013-19: Troy.....	Head Coach
2019-present: WKU.....	Associate Head Coach

joining the WKU staff. In that 13-year span, Mississippi State and WKU made 11 postseason appearances, including seven NCAA Tournament berths. All 12 of the recruiting classes he was involved with at Mississippi State were nationally recognized.

Cunningham was a part of six NCAA Tournament appearances in 11 years at Mississippi State. He worked primarily with the Bulldog guards and had a heavy hand in the program's recruiting efforts, helping land players such as Jarvis Varnado, Jamont Gordon, Charles Rhodes, Arnett Moultrie and also Monta Ellis, who went directly to the NBA out of high school after signing with Mississippi State.

Cunningham was a part of five Southeastern Conference Western Division crowns, one overall conference championship and two conference tournament titles in his final nine seasons at Mississippi State.

Before his tenure at Mississippi State, Cunningham spent five seasons as an assistant coach under legendary head coach Charles "Lefty" Driesell at James Madison and Georgia State. He was promoted to associate head coach

in his final two seasons at GSU, where he recruited back-to-back conference Player of the Year winners.

Cunningham's 18-year stint as an NCAA Division I assistant coach was preceded by a three-year stay as head basketball coach at Sue Bennett College in London, Ky. Taking over a former junior college program making the jump to four-year competition in the NAIA, Cunningham paced Sue Bennett to 48 victories during his three seasons at the helm of the Dragons, including postseason tournament appearances during each of the school's first two years of postseason eligibility status.

Cunningham began his coaching career in the 1990-91 season as an assistant coach on his father's staff at Campbellsville University after graduating with a bachelor's degree in business administration. He helped lead the Tigers to the District 32 championship and an

appearance in the NAIA Tournament.

He then went to Mississippi State as a graduate assistant for the 1991-92 season, where he earned a master's degree in physical education with an emphasis in sports administration.

After graduating from Taylor County High School, Cunningham began his collegiate playing career at Kentucky Wesleyan and won a NCAA Division II National Championship in 1987. Citing a desire to play for his highly respected father, Cunningham transferred to Campbellsville College, now Campbellsville University, where he finished his career ranked among the school's all-time leaders in career assists.

Cunningham has one daughter, Shelby.



Above: Phil Cunningham (from right) sits on the bench at Mississippi State with Marcus Grant and Talvis Franklin. Cunningham is now WKU's associate head coach, while Grant is an assistant coach and Franklin is director of basketball operations. All three worked for current WKU head coach Rick Stansbury at Mississippi State.

Right: Cunningham directs during a game as head coach at Troy. Cunningham was the head coach of the Trojans from 2013-19, leading them to the program's second NCAA Tournament appearance and completing Troy's largest wins turnaround ever.





MARCUS GRANT

ASSISTANT COACH

FIRST SEASON AT WKU | MISSISSIPPI STATE '95

Marcus Grant enters his first season as assistant coach on the Hilltopper Basketball staff under head coach Rick Stansbury in 2019-20.

Grant spent the last six seasons on current WKU associate head coach Phil Cunningham's staff at Troy, including the last four as associate head coach. Before that, he spent eight years working for Stansbury at Mississippi State.

The Macon, Ga., native oversaw the emergence of Jordon Varnado as one of the most dominant posts in the Sun Belt Conference, which coincided with Troy's 2017 conference tournament championship and second-ever trip to the NCAA Tournament.

In 2017-18, Varnado and Alex Hicks ranked in the top 10 in rebounding out of all Sun Belt players.

The year before, the Trojans had the biggest wins improvement in school history, the most wins in a season since 2003-04 and the third-most Sun Belt wins of all time. Troy also had the most non-conference wins since 2002-03.

In 2014-15, Grant helped the development of forward Kevin Thomas, who stamped his name several times into Troy's record book, including records for single-season field-goal percentage and career field-goal percentage.

Grant, 45, came to Troy after spending eight seasons on staff at Mississippi State, including the last six as an assistant coach from 2006-12 with Cunningham as a fellow assistant and Stansbury as the head coach.

Grant began his coaching career at MSU in 2004 as a coordinator of operations before being promoted to assistant coach in 2006. In his eight years on staff at MSU, Grant was a part of six postseason appearances, including three NCAA Tournament appearances.

GRANT'S COACHING CAREER

- 2004-06:** Mississippi State..... Coordinator of Ops.
- 2006-12:** Mississippi State..... Assistant Coach
- 2013-15:** Troy Assistant Coach
- 2015-19:** Troy Associate Head Coach
- 2019-present:** WKU Assistant Coach

Grant was a part of six 20-win seasons in his eight years on staff at MSU, two SEC Western Division championships and one SEC Tournament championship.

He was also a standout player at Mississippi State from 1991-95, helping lead the Bulldogs to the 1995 NCAA Sweet 16 in his senior season. He was named third-team All-SEC and scored 23 points in the Bulldogs' upset win at No. 4 Kentucky, MSU's first ever victory at Rupp Arena.

Before starting his coaching career, Grant spent nearly a decade playing professionally in Europe, a three-time Eurobasket All-Finnish League Import Player of the Year.

Having also played professionally in Germany (2003), Portugal (1998) and France (1996), Grant's professional playing career began in 1995 as a member of the Atlanta Trojans of the United States Basketball League.

He also competed in his first pro year for the Black Hills (S.D.) Posse of the International Basketball Association after participating in the Dallas Mavericks rookie/free agent camp in fall 1995.

A three-time member of the SEC Academic Honor Roll, Grant received his bachelor's degree in communications from Mississippi State in 1995.

He and his wife Angie have two children, Marcus II and Kayla. Grant also has a daughter, Kendra.



TALVIS FRANKLIN

DIRECTOR OF BASKETBALL OPERATIONS

FOURTH SEASON AT WKU | MISSISSIPPI STATE '07

Talvis Franklin enters his fourth season as Director of Basketball Operations for coach Rick Stansbury.

Franklin came to The Hill to reunite with Stansbury after the two spent 10 years together at Mississippi State. He began his career as a student manager under Stansbury before a six-year stint as coordinator of operations and video coordinator.

Franklin's previous stint at Troy, in 2015-16, was with another Mississippi State connection in former WKU assistant coach Phil Cunningham. Prior to Troy, Franklin spent two seasons at Kennesaw State as a women's assistant coach.

During his first year, the Owls finished the season with a record of 6-24, but in his second year Kennesaw State made it to the first round of the Atlantic Sun Conference tournament, capping off the season with a 17-13 record.

Franklin spent one year as the head junior high basketball coach and assistant varsity coach for both the men's and women's teams at the Tupelo Christian Preparatory School in Belden, Miss.

Before Tupelo, Franklin had his 10-year run at Mississippi State.

During his time with the Bulldogs, Franklin was a part of five SEC Western Division Championships, one overall SEC Championship and a SEC Tournament Championship, as well as five NCAA tournament appearances.

Franklin received his bachelor's degree in sociology and physical education from Mississippi State in 2007.

Franklin graduated from Shannon High School, in Shannon, Miss., as the class salutatorian in 1992.



MARTIN CROSS

ASSOCIATE DIRECTOR OF BASKETBALL OPERATIONS

FIFTH SEASON AT WKU | WKU '15

Martin Cross enters his fifth season on the WKU staff and his fourth season as Associate Director of Basketball Operations in 2019-20.

Cross coordinates the team's travel and assists with day-to-day operations of the program, opponent scouting and on-campus recruiting. He also serves as co-director of summer camps and oversees the Hilltopper student-managers.

Cross spent the 2015-16 season as WKU's Video

Coordinator after four years as a student-manager with the Hilltoppers, during which one of his main responsibilities was helping with film exchange and film review.

Cross helped facilitate the Hilltoppers during the 2012 and 2013 NCAA Tournaments as a manager.

Cross earned his bachelor's degree from WKU in 2015. The Albany, Ky., native graduated from Russell County High School in 2011.



JOHN ERWIN

ATHLETIC TRAINER

THIRD SEASON AT WKU | UT-ARLINGTON '07

John Erwin enters his third season as Athletic Trainer for the WKU men's basketball program in 2019-20.

their 12 other sports programs.

Erwin joined the Hilltoppers from Oklahoma State, where he worked with the men's basketball team and the men's and women's cross-country and track and field programs during his time with the Cowboys from 2015-17.

Erwin was previously the assistant athletic director for sports medicine at Southeastern Louisiana, where he worked with the football program and managed the sports medicine department. He spent the four seasons before that as the athletic trainer for the Georgia Southern men's basketball team, while also working with men's and women's tennis and softball.

Erwin earned his master's degree in athletic training from Arkansas State University in 2009. While in graduate school, Erwin assisted with the athletic training duties for the Red Wolves football team and

As an undergraduate at the University of Texas at Arlington and prior to entering graduate school, Erwin served as an intern athletic trainer for the Dallas Desperados Arena Football League (AFL) team. With the Desperados, Erwin assisted the head trainer and helped prepare daily injury reports for coaches and the league office as well as handling all training travel supplies and inventory.

A four-year student athletic trainer at UTA, Erwin's experience includes assisting with the Mavericks athletics teams and programs at three Arlington-area high schools. He also served as head athletic trainer for UCA Cheerleading Camps during the summer of 2007 after receiving his bachelor of science in athletic training from UTA in May 2007.

Raised in Houston, Texas, Erwin is a certified and licensed athletic trainer and is a certified performance enhancement specialist and correctional exercise specialist.



DUANE HALL

STRENGTH AND CONDITIONING COACH

25TH SEASON AT WKU | WKU '96

Duane Hall is in his 10th year as WKU's Director of Strength and Conditioning and his sixth season as the head men's basketball

strength and conditioning coach.

Hall has been a member of WKU's strength and conditioning staff for over 20 years, and during his time on The Hill he has worked with every sport at one time or another.

Hall currently oversees a staff of strength and conditioning coaches that works with WKU's 16 varsity sports. Hall has helped coach 28 WKU teams that have

won conference championships, most recently the 2014 women's outdoor track and field squad that took home the Sun Belt Conference title.

Hall earned his degree in physical education from WKU in 1996, and he finished his master's degree at WKU in 2006. Hall is certified through the National Strength and Conditioning Association as a Certified Strength and Conditioning Specialist (CSCS).

Hall is married to former Lady Topper track and field standout Laura Wesseling, and the couple has three sons, Darian, Dawson and Daxton.



BOB HUBBARD

ACADEMIC COORDINATOR

THIRD SEASON AT WKU | LONG BEACH STATE '73

Bob Hubbard enters his third season on the WKU staff as Academic Coordinator in 2019-20.

Hubbard advises the Hilltopper basketball student-athletes through their day-to-day academic responsibilities, as well as managing and assisting with their academic progress and post-graduation aspirations.

Hubbard brings a wealth of basketball experience to his position and has been coaching professionally since 1976, most recently as an assistant coach at Auburn University at Montgomery from 2012-15.

He was previously the head coach at Bishop Gorman High School in Las Vegas for the 2000-01 season, leading the program to a 29-3 record, a national ranking as high as 11th and a state championship game berth. The team featured current NBA player C.J. Watson, who is now a member of the Orlando Magic.

Originally from Rochester, N.Y., Hubbard began his coaching career as the head coach at Wheatland-Chili High School in Scottsville, N.Y. There, he took over a 4-15 team and led them to a 54-28 record from 1976-1980. He was named the 1979-80 Region Coach of the Year after the Wildcats became Genesee Region Champions.


In 1980, Hubbard began the first of two seasons as assistant coach at the Rochester Institute of Technology, a Division III program located in his hometown. He then moved to work as a graduate assistant coach under head coach Wimp Sanderson at the University of Alabama.

After two successful years with the Crimson Tide, including a pair of NCAA Tournament appearances, Hubbard received a full-time assistant coaching opportunity at the University of South Alabama. He stayed with the Jaguars through the 1987-88 season.

Hubbard received an associate degree in liberal arts from Orange Coast College in 1971, and he also holds a bachelor's in health education/health science from Long Beach State University.

In addition to his basketball expertise, Hubbard has extensive experience working as a golf instructor. During his assistant coaching days at South Alabama, he also worked as the head golf coach for the Jaguars. In 1987, Hubbard earned Sun Belt Coach of the Year honors, and he has worked as an instructor for a wide variety of golf schools in recent years.

His family includes his wife, Rosalyn; son, Brandon Hubbard; daughter-in-law, Joi Hubbard; stepson, Nicolas Swicord; and stepdaughter, Rebekah Swicord.



SAM EVERSON

GRADUATE ASSISTANT

SECOND SEASON AT WKU | AVILA UNIVERSITY '17

Sam Everson enters his first season as a graduate assistant on the WKU Hilltopper Basketball staff in 2019-20.

Everson's duties include assisting with the day-to-day operations of the program, assisting with all practices and games and traveling to away games to assist players and coaches with all aspects surrounding the program.

Everson served as a manager for the Hilltoppers during

the 2018-19 season. Before that, he was an unpaid assistant coach at Avila University in Kansas City, Mo., in 2017-18.

Everson played four years at Avila, where he received his bachelor's degree in business administration in 2017. He's currently pursuing a master's degree from WKU in sports administration with an emphasis in coaching.

The Madison, Wis., native graduated from Middleton High School in 2012.



ROSS RIX

GRADUATE ASSISTANT

SECOND SEASON AT WKU | LOUISIANA-LAFAYETTE '09

Ross Rix enters his second season as a graduate assistant on the WKU Hilltopper Basketball staff in 2019-20.

also head boys' basketball coach at Northside High School in Lafayette, La., from 2014-18.

Rix was also head coach at Jennings (La.) High School from 2013-14 and Catholic High School-New Iberia (La.) from 2011-13.

Prior to that, he was an assistant coach at multiple high schools and a student assistant coach at the University of Louisiana-Lafayette from 2008-09.

The Opelousas, La., native graduated from Louisiana-Lafayette in 2009.

Rix's duties include assisting with day-to-day operations of the program, assisting with academic monitoring, helping coordinate on-campus recruiting visits and assisting in team and opponent video analysis.

Before coming to WKU, Rix was the head coach of the Louisiana Elite AAU program from 2013-15. He was

STUDENT MANAGERS



Back row, from left: Cole Mattingly, Evan Stack, Jacob Hayslip

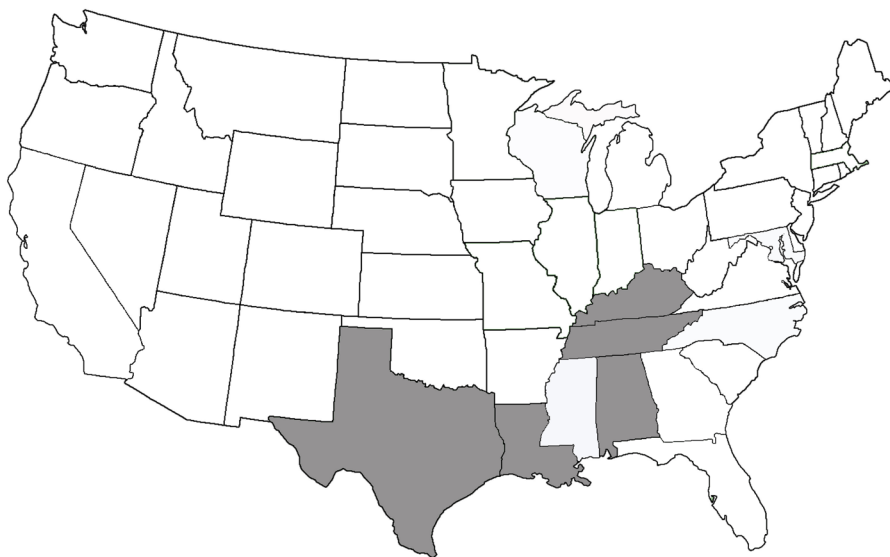
Front row, from left: Cameron Allen, Adam Case, Justin Goebel



THE HILLTOPPERS



NIGERIA



THE HILLTOPPERS COME FROM 5 DIFFERENT STATES AS WELL AS NIGERIA

ALABAMA (1)

Tuscaloosa - Matt Horton

KENTUCKY (6)

Albany - Jackson Harlan
 Bowling Green - Jared Savage
 Hindman - Camron Justice
 Lexington - Taveion Hollingsworth
 Owenton - Carson Williams
 Richmond - Isaiah Cozart

LOUISIANA (1)

Baton Rouge - Josh Anderson

TENNESSEE (3)

Chattanooga - Jordan Rawls
 Franklin - Patrick Murphy
 Nashville - Kenny Cooper

TEXAS (1)

Houston - Jeremiah Gambrell

NIGERIA (1)

Lagos - Charles Bassey



5 CAMRON JUSTICE

GR-SENIOR | F | 6-3 | 185 | TR
HINDMAN, KY. | IUPUI

GRADUATE SENIOR (2019-20): Transferred to WKU in summer 2019 and will be immediately eligible after graduating from IUPUI.

IUPUI: Averaged 18.6 points, 3.2 rebounds, 2.9 assists and 1.3 steals per game as a redshirt junior, and was named to the All-Horizon League second team... Made 90 of 256 3-pointers (35.2 percent) and 135 of 158 free throws (85.4 percent)... Finished the season ranked third in the Horizon League in scoring and was among the league's top 10 in 3-pointers made, assists, steals, free throws made, free-throw percentage and minutes played... Scored in double-digits in all but three games and scored 20-plus points 14 times... Sat out at IUPUI in 2017-18 as a junior after transferring from Vanderbilt.

VANDERBILT: Appeared in seven games as a sophomore before opting to transfer at the close of the fall semester... Appeared in 27 games as a true freshman in 2015-16 while averaging 3.3 points and shooting 38.9 percent from 3-point range.

HILLTOPPERS TO WEAR #5

- Matt Horton (2019)
- Junior Lomomba (2017)
- Derrick Gordon (2012)
- Cliff Dixon (2010-11)
- Ty Rogers (2005-08)
- Casey Simpson (1999)
- Derrick Clubb (1998)

HIGH SCHOOL: Rated four-star prospect by ESPN coming out of Knott County Central High School and was named both Kentucky Mr. Basketball and Gatorade Player of the Year in 2015... Led his squad to three straight Sweet 16 appearances and averaged 28.5 points per game as a senior... Finished his prep career ranked third in Kentucky high school history in career points (3,588) and made 3-pointers (393).

MISCELLANEOUS: Graduated from IUPUI in spring 2019 and is enrolled at graduate school at WKU pursuing a master's degree in intercollegiate athletic administration.

JUSTICE'S CAREER STATISTICS

Year	GP-GS	Min-Avg	FG-A-Pct	3FG-A-Pct	FT-A-Pct	Off-Def-Tot-Avg	PF-FO	Ast	TO	Blk	Stl	Pts-Avg
VANDERBILT												
2015-16	27-0	258-9.6	31-75-.413	21-54-.389	5-6-.833	2-25-27-1.0	28-0	9	14	0	9	88-3.3
2016-17	7-0	65-9.3	4-16-.250	1-8-.125	3-6-.500	0-6-6-0.9	5-0	7	4	0	3	12-1.7
IUPUI												
2017-18	DNP (sat out per transfer rules)											
2018-19	33-33	1,078-32.7	195-459-.425	90-256-.352	135-158-.854	11-95-106-3.2	72-2	95	84	1	43	615-18.6
TOTAL	67-33	1,401-20.9	230-550-.418	112-318-.352	143-170-.841	13-126-139-2.1	105-2	111	102	1	55	715-10.7



2 JARED SAVAGE

RS-SENIOR | G/F | 6-5 | 205 | 1L

BOWLING GREEN, KY. | AUSTIN PEAY

REDSHIRT JUNIOR (2018-19): Started all 34 games for WKU and averaged 35.7 minutes per game... Averaged 12.2 points and 4.8 rebounds per contest... Shot 36.4 percent from the field and netted 80 of 222 (36 percent) 3-pointers and 81 of 99 (81.8 percent) free throws... Finished the season ranked seventh in WKU history for most made 3-pointers in a single season (80) and sixth in 3-point attempts (222)... Finished ninth in WKU history for minutes played in a season with 1,212... Ranked fourth in C-USA in minutes played per game and eighth in free-throw percentage... Tallied first double-double at WKU with 16 points and 11 rebounds vs. Middle Tennessee on Feb. 14... Scored 21 points with five made 3-pointers in career-high 45 minutes at Rice on Feb. 7... Hit the 3-pointer to extend WKU's streak of games with made 3 to 1,000 at Rice on Feb. 7... Scored 20 points and made 13 of 13 free throws against Tennessee State on Dec. 1... Scored a career-high 25 points with five made 3s against Valparaiso on Nov. 15... Scored a team-high 15 points in a full 40 minutes at Washington in his Hilltopper debut on Nov. 6.

JUNIOR (2017-18): Transferred to WKU in the spring of 2017 and sat out the 2017-18 season per NCAA transfer rules.

HILLTOPPERS TO WEAR #2

- Aaron Cosby (2016)
- DJ Clayton (2015)
- Brandon Price (2014)
- Juan Pattillo (2011)
- Anthony Sally (2009)
- Chris Marcus (2000-01)

AUSTIN PEAY: Averaged 8.1 points and 3.6 rebounds across two seasons with the Governors, netting 109 of 290 attempts from 3-point range (37.6 percent)... Started 28 of 29 games for Austin Peay in 2016-17, averaging 10.3 points and 4.4 rebounds... Shot 41.3 percent from the field, made 57 3-pointers and hit 84.6 percent from the free-throw line... Averaged 6.4 points as a freshman and helped the eighth-seeded Gobs win the Ohio Valley Tournament, knocking down a record 19 3-pointers over four conference tournament games... Had 24 points and nine rebounds in the championship game and was named to the OVC All-Tournament Team.

HIGH SCHOOL: Starred down the road from WKU at Warren Central High School, averaging 18 points and 9.4 rebounds as a senior... Named an all-district and all-region selection.

MISCELLANEOUS: Majoring in sport management.

SAVAGE'S CAREER STATISTICS

Year	GP-GS	Min-Avg	FG-A-Pct	3FG-A-Pct	FT-A-Pct	Off-Def-Tot-Avg	PF-FO	Ast	TO	Blk	Stl	Pts-Avg
AUSTIN PEAY												
2015-16	36-7	710-19.7	75-178-.421	52-131-.397	29-36-.806	20-89-109-3.0	58-1	30	18	1	24	231-6.4
2016-17	29-28	919-31.7	104-252-.413	57-159-.358	33-39-.846	34-93-127-4.4	70-2	35	36	12	36	298-10.3
WKU												
2017-18	DNP (sat out per transfer rules)											
2018-19	34-34	1,213-35.7	127-349-.364	80-222-.360	81-99-.818	16-147-163-4.8	86-2	42	43	14	33	415-12.2
TOTAL	99-69	2,842-28.7	306-779-.393	189-512-.369	143-174-.822	70-329-399-4.0	214-5	107	97	27	93	944-9.5



21 KENNY COOPER

SENIOR | G | 6-0 | 190 | TR

NASHVILLE, TENN. | LIPSCOMB

SENIOR (2019-20): Transferred to WKU from Lipscomb in summer 2019.

LIPSCOMB: Appeared in 100 games for the Bison with 67 starts over three seasons, including all but one game over the last two seasons... Helped Lipscomb win 72 total games during his tenure, claim the 2019 Atlantic Sun regular-season championship and advance to the 2019 NIT championship game... Averaged 8.9 points during his time at Lipscomb with 381 career assists against just 238 turnovers... Averaged 9.8 points, 4.5 assists, 3.5 rebounds and two steals as a junior on a 29-win team in 2018-19, while also shooting a career-best 36 percent from 3-point range... Scored the game-winning basket at NC State to send Lipscomb to the NIT Final Four and notched a triple-double against Kennesaw State in the Atlantic Sun Tournament.

HIGH SCHOOL: Averaged 17.8 points, 6.6 rebounds and 5.5 assists per game as a senior at Franklin Road Academy in Nashville... Was a two-time Tennessee Sports Writers Association Division II-A All-State selection and Mr. Basketball finalist, as well as a four-time all-

HILLTOPPERS TO WEAR #21

- | | |
|------------------------|---------------------------|
| Jake Ohmer (2018-19) | Butch Kaufman (1966-68) |
| Nigel Snipes (2012-16) | Billy Warren (1965) |
| Boris Siakam (2005-08) | Tom Milton (1963) |
| Elgrace Wilborn (2004) | Danny Day (1961) |
| Chris Marcus (2002) | Denny Wedge (1958) |
| Darrin Horn (1992-95) | Dean Day (1957) |
| Dave McConico (1977) | Jerry Nall (1956) |
| Steve Ashby (1975) | Tom Benbrook (1955) |
| Dave Ramey (1974) | Bobby McGuire (1951) |
| Dennis Fox (1971) | Charley Parsley (1947-49) |
| Ken Michaels (1969-70) | Ben Gurtner (1946) |

region and all-district selection... Helped lead FRA to a pair of appearances in the TSSAA Division II-A state championship game and was also an all-state athlete in baseball.

MISCELLANEOUS: Majoring in interdisciplinary studies.

COOPER'S CAREER STATISTICS

Year	GP-GS	Min-Avg	FG-A-Pct	3FG-A-Pct	FT-A-Pct	Off-Def-Tot-Avg	PF-FO	Ast	TO	Blk	Stl	Pts-Avg
LIPSCOMB												
2016-17	33-1	710-21.5	75-176-.426	19-70-.271	58-88-.659	11-63-74-2.2	90-3	99	62	17	49	227-6.9
2017-18	31-31	845-27.3	110-264-.417	14-59-.237	78-117-.667	16-62-78-2.5	85-2	121	94	9	64	312-10.1
2018-19	36-34	956-26.6	132-297-.444	31-86-.360	58-94-.617	21-105-126-3.5	86-1	161	82	7	71	353-9.8
TOTAL	100-66	2,511-25.1	317-737-.430	64-215-.298	194-299-.649	48-230-278-2.8	261-6	381	238	33	184	892-8.9



14 MATT HORTON

SENIOR | F | 6-11 | 235 | 1L

TUSCALOOSA, ALA. | SHELTON STATE CC

JUNIOR (2018-19): Appeared in 10 games off the bench, averaging 4.2 minutes per contest... Averaged 1.1 points and one rebound per outing... Made all three of his field-goal attempts, netted 5 of 12 free throws and blocked three shots... Missed multiple games in December with bone bruise in his right leg... Set career highs for points (4), free-throw attempts (6) and rebounds (3) while recording first career assist against Tennessee State on Dec. 1... Scored two points with two rebounds in his WKU debut at Washington on Nov. 6.

SHELTON STATE COMMUNITY COLLEGE: Averaged 8.6 points, 6.8 rebounds and three blocks per game (90 total blocks) as a sophomore in 2017-18... Appeared in 30 games and started 27 for a squad that finished the season at 27-5... Shot 62.4 percent from the field and snagged 2.3 offensive rebounds per game... Averaged 5.7 points, 5.1 rebounds and 1.7 blocks while shooting 67 percent from the field in a reserve role as a freshman in 2016-17...

HILLTOPPERS TO WEAR #14

- | | |
|------------------------|---------------------------|
| Marek Nelson (2018-19) | Michael Fraliex (1993-96) |
| Ben Lawson (2014-17) | Jim Dunn (1961-63) |
| Jamal Crook (2010-13) | Roger Davis (1959) |
| Adam Howard (2005-08) | Jim Mitchell (1958) |

Team finished 27-6 in his freshman year, won an ACCC championship and advanced to the first round of the NJCAA Championship Tournament.

HIGH SCHOOL: Averaged 22 points, 11 rebounds and three blocks as a senior at Paul Bryant High School in Tuscaloosa.

MISCELLANEOUS: Majoring in interdisciplinary studies, with an emphasis on sports coaching.

HORTON'S CAREER STATISTICS

Year	GP-GS	Min-Avg	FG-A-Pct	3FG-A-Pct	FT-A-Pct	Off-Def-Tot-Avg	PF-FO	Ast	TO	Blk	Stl	Pts-Avg
SHELTON STATE COMMUNITY COLLEGE												
2016-17	27-3	N/A	63-94-.670	1-2-.500	27-49-.551	41-96-137-5.1	83-3	9	19	47	3	154-5.7
2017-18	30-27	N/A	111-178-.624	0-6-.000	35-57-.614	70-134-204-6.8	82-2	4	33	90	11	257-8.6
WKU												
2018-19	10-0	42-4.2	3-3-1.000	0-0-.000	5-12-.417	2-8-10-1.0	12-0	0	4	3	1	11-1.1
WKU TOTAL	10-0	42-4.2	3-3-1.000	0-0-.000	5-12-.417	2-8-10-1.0	12-0	0	4	3	1	11-1.1



15 PATRICK MURPHY

RS-JUNIOR | G | 6-5 | 180 | RS

FRANKLIN, TENN. | MARTIN METHODIST

JUNIOR (2018-19): Transferred to WKU in fall 2018 and sat out the 2018-19 season per NCAA transfer rules.

MARTIN METHODIST COLLEGE: Averaged 4.3 points and 3.2 rebounds as a sophomore in 2017-18, starting 8 of 28 contests... Shot 57.3 percent from the floor... Appeared in 10 games as a freshman in 2016-17.

HIGH SCHOOL: Helped lead Independence (Tenn.) High School to a program-best 27 wins and a Class AAA sectional appearance as a senior... Posted double-digit scoring averages in his final two seasons.


MISCELLANEOUS: Father, Scott, played basketball at Austin Peay while WKU head coach Rick Stansbury was an assistant for the Governors... Brother, Grayson, plays guard for Belmont... Majoring in sports management.

HILLTOPPERS TO WEAR #15

- | | |
|---------------------------|----------------------------|
| Darius Thompson (2018) | James McNary (1985-87) |
| Tyler Miller (2017) | Bobby Jones (1981-84) |
| Dylan Sanford (2016) | Kurtis Townsend (1979-80) |
| Avery Patterson (2015) | Chuck Rawlings (1973-76) |
| O'Karo Akamune (2012-14) | Danny Johnson (1970-72) |
| Kene Anyigbo (2011) | Rich Hendrick (1967-69) |
| Elgrace Wilborn (2005-06) | Marshall Mason (1966) |
| Mike Wells (2001-04) | Ray Rhorer (1963-65) |
| Rashon Brown (1998-99) | Mike Ridley (1961-62) |
| Terry Birdsong (1988-90) | Darrell Bicknell (1958-60) |

MURPHY'S CAREER STATISTICS

Year	GP-GS	Min-Avg	FG-A-Pct	3FG-A-Pct	FT-A-Pct	Off-Def-Tot-Avg	PF-FO	Ast	TO	Blk	Stl	Pts-Avg
MARTIN METHODIST COLLEGE												
2016-17	10-0	N/A	3-7-.429	0-1-.000	0-2-.000	2-5-7-0.7	2-0	1	3	1	1	6-0.6
2017-18	28-8	N/A	55-96-.573	1-2-.500	10-19-.526	27-63-90-3.2	39-0	13	29	8	10	121-4.3
WKU												
2018-19	DNP (sat out per transfer rules)											



22 CARSON WILLIAMS

RS-JUNIOR | F | 6-5 | 230 | RS

OWENTON, KY. | NORTHERN KENTUCKY

JUNIOR (2018-19): Named to the President's List in spring 2019 and the Dean's List in fall 2018... Transferred to WKU in the fall of 2018 and sat out the 2018-19 season per NCAA transfer rules.

NORTHERN KENTUCKY: Started 61 games across two seasons with the Norse, averaging 12 points and 5.6 rebounds as a sophomore in 2017-18... Shot 60.8 percent from the field on a 22-10 team that won the Horizon League regular-season title for the first time in program history... Named to the Horizon League All-Freshman Team in 2016-17 while starting 34 games for NKU... Averaged 10.8 points and 5.9 rebounds in his first college season, helping program to 24 wins, a conference championship and a NCAA Tournament appearance.

HIGH SCHOOL: Named Kentucky Mr. Basketball in 2016 after averaging 26.3 points and 10.7 rebounds as a senior at Owen County High School... Scored 2,967 career points as a prep player along with 1,671 rebounds, the fifth-highest total in Kentucky history.

MISCELLANEOUS: Majoring in criminology and sociology.

HILLTOPPERS TO WEAR #22

- | | |
|--------------------------|------------------------|
| Dwight Coleby (2018) | David Garmon (1987) |
| Nathan Smith (2016) | Brian Fish (1985-86) |
| Teeng Akol (2011-13) | Jon Lawson (1984) |
| B.J. Frazier (2008-09) | Bryan Teater (1981-82) |
| Benson Callier (2006-07) | Greg Burbach (1977-80) |
| Patrick Sparks (2002-03) | Rob Dunbar (1976) |
| Monty Latimer (1998) | Gary Elliott (1974-75) |
| Nashon McPherson (1997) | Chuck Witt (1971-73) |
| Andre Lewis (1994-95) | Walker Banks (1968-70) |
| Patrick Butts (1991-93) | Clem Haskins (1965-67) |
| Derfra Holt (1989) | Bob Cole (1959-61) |

WILLIAMS' CAREER STATISTICS

Year	GP-GS	Min-Avg	FG-A-Pct	3FG-A-Pct	FT-A-Pct	Off-Def-Tot-Avg	PF-FO	Ast	TO	Blk	Stl	Pts-Avg
NORTHERN KENTUCKY												
2016-17	35-34	867-24.8	139-231-.602	0-2-.000	101-144-.701	88-118-206-5.9	49-0	42	51	15	18	379-10.8
2017-18	32-27	861-26.9	152-250-.608	7-19-.368	74-114-.649	61-119-180-5.6	51-0	38	44	14	29	385-12.0
WKU												
2018-19	DNP (sat out per transfer rules)											
TOTAL	67-61	1,728-25.8	291-481-.605	7-21-.333	175-258-.678	149-237-386-5.8	100-0	80	95	29	47	764-11.4



4 JOSH ANDERSON

JUNIOR | G | 6-6 | 195 | 2L

BATON ROUGE, LA. | MADISON PREP ACAD.

SOPHOMORE (2018-19): Appeared in all 34 games with 28 starts, averaging 29.9 minutes per game... Averaged 12.1 points, 4.1 rebounds, 1.7 assists and 1.7 steals per game... Shot 47.2 percent from the field, made 15 of 52 3-pointers and shot 71 percent from the free-throw line... Named to the C-USA Championship All-Tournament Team... Scored at least 13 points in 17 of the last 24 games of the season after doing so in just one of the first 10 games... 1 of 10 players in the country with at least 141 rebounds, 59 steals and 23 blocks... Averaged 17 points in five games in a mask after breaking his nose at Southern Miss on Jan. 24... Found his way onto SportsCenter's Top 10 plays for dunks at least three times during 2018-19... Scored 24 points with career-high nine rebounds in 43 minutes at Rice on Feb. 7... Set career highs for points (25), field goals (10), steals (5) and made 3s (2) vs. Marshall on Jan. 21... Scored 12 points with four steals in 32 minutes in win over No. 13 West Virginia on Nov. 16.

FRESHMAN (2017-18): Appeared in 23 games with three starts after becoming eligible in January, averaging 17 minutes per game... Averaged 7.4 points and 2.5 rebounds per game, and shot 55.3 percent from the field... Set career highs in points (19), field goals (8), field-goal attempts (10) and steals (3) against Charlotte on Feb. 22... Scored 13 points with a career-high nine rebounds in 29 minutes against FIU on Feb. 10... Scored WKU's first six points in his first career start against

HILLTOPPERS TO WEAR #4

- A.J. Slaughter (2006-10) Clarence Glover (1969-71)
- Nathan Eisert (2001-02) Max Reed (1935-37)
- Jason Eitutis (1991-92) John Reckzeh (1934-35)

Florida Atlantic on Feb. 8... Scored 12 points with two steals in his Diddle Arena debut vs. UAB on Jan. 18... Ruled eligible by the NCAA on Jan. 5 and scored 16 points with four rebounds in his debut the following day at Marshall.

HIGH SCHOOL: Averaged 12 points, 4.2 assists, 2.9 rebounds and 2.2 steals per game while shooting 65 percent from the field as a senior for Madison Prep Academy in Baton Rouge, La. ... Led Madison Prep to its third straight state championship and its fourth title game appearance in as many years... Only player in Madison Prep history to start all four years at the varsity level... Averaged 18.1 points, 5.8 assists and 4.6 rebounds as a junior... Consensus four-star recruit across all outlets and ranked in the top 60 nationally by every major outlet... Competed in the inaugural Allen Iverson Roundball Classic following his senior year.

MISCELLANEOUS: Majoring in interdisciplinary studies, with an emphasis on sports coaching.

ANDERSON'S CAREER STATISTICS

Year	GP-GS	Min-Avg	FG-A-Pct	3FG-A-Pct	FT-A-Pct	Off-Def-Tot-Avg	PF-FO	Ast	TO	Blk	Stl	Pts-Avg
2017-18	23-3	390-17.0	63-114-.553	1-7-.143	43-73-.589	19-39-58-2.5	50-1	17	19	8	23	170-7.4
2018-19	34-28	1,015-29.9	152-322-.472	15-52-.288	93-131-.710	39-102-141-4.1	93-5	59	74	23	59	412-12.1
TOTAL	57-31	1,405-24.6	215-436-.493	16-59-.271	136-204-.667	58-141-199-3.5	143-6	76	93	31	82	582-10.2



11 TAVEION HOLLINGSWORTH

JUNIOR | G | 6-2 | 165 | 2L

LEXINGTON, KY. | DUNBAR HS

SOPHOMORE (2018-19): Started all 34 games and averaged team-high 36.8 minutes per contest... Ranked second on the team in scoring at 14.4 points per game while also averaging 4.4 rebounds, 2.2 assists and 1.2 steals... Named to All-Conference USA Third Team, Preseason All-Conference Team and C-USA Championship All-Tournament Team... Finished sophomore season just four points shy of 1,000 for his career... Shot 41.8 percent from the field, 31.8 percent from the 3-point line and 77.1 percent from the free-throw line... Played the fifth-most minutes in a season in program history at 1,251, making him the only player in program history with two seasons in the top 10... Also among the top players in the nation for minutes played, ranking third in C-USA... Scored 23 points on 9-of-15 shooting vs. North Texas in C-USA quarterfinals on March 14... Tied season high with 24 points on 9-of-16 shooting against Florida Atlantic on Jan. 19... Scored 22 points and tied his career high with six assists against No. 15/16 Wisconsin on Dec. 29... Had first career double-double vs. Troy on Dec. 16 with 10 points and career-high 12 rebounds.

FRESHMAN (2017-18): Appeared in and started all 38 games, tying for the program record for most games started in a single season, and averaged 34.5 minutes per game... Set new WKU records for points scored

HILLTOPPERS TO WEAR #11

- | | |
|--------------------------|----------------------------|
| Aaron Adeoye (2014) | Ed Gampfer (1973-75) |
| Spence Sheldon (2012-13) | Gary Raymond (1972) |
| Dejan Cvoro (2009) | Jim Rose (1969-71) |
| Danny Rumph (2003-05) | Charles Selvy (1968) |
| Raynardo Curry (2000-02) | Mike Kitchens (1965-66) |
| Joe Harney (1996-99) | Bobby Moore (1962-63) |
| Mark Bell (1992) | Brentley Bernard (1960-61) |
| Durey Cadwell (1988-89) | Ronnie Sutton (1959) |
| Kurk Lee (1986-87) | Owen Lawson (1956-58) |
| Lamont Coffey (1985) | Dencel Miller (1954-55) |
| Ken Hatcher (1981-84) | Tom Schutz (1953) |
| Bill Bryant (1980) | Gene Rhodes (1949-52) |
| Steve Ashby (1976-78) | Dee Gibson (1943, 1947-48) |

(506), minutes played (1,312) and games started by a Hilltopper freshman... Named to the Conference USA All-Freshman team and twice named C-USA Freshman of the Week... Averaged 13.3 points, 3.4 rebounds and 1.9 assists per game while shooting 48 percent from the field, 37.8 percent from 3-point range and 79.1 percent from the free-throw line... Shattered Courtney Lee's record for most points scored by a WKU freshman by more than 40 and was one of just 20 freshmen in the nation to score at least 500 points... Played more

HOLLINGSWORTH'S CAREER STATISTICS

Year	GP-GS	Min-Avg	FG-A-Pct	3FG-A-Pct	FT-A-Pct	Off-Def-Tot-Avg	PF-FO	Ast	TO	Blk	Stl	Pts-Avg
2017-18	38-38	1,312-34.5	170-354-.480	45-119-.378	121-153-.791	31-98-129-3.4	75-0	71	67	5	39	506-13.3
2018-19	34-34	1,251-36.8	175-419-.418	49-154-.318	91-118-.771	35-115-150-4.4	49-0	76	72	8	41	490-14.4
TOTAL	72-72	2,563-35.6	345-773-.446	94-273-.344	212-271-.782	66-213-279-3.9	124-0	147	139	13	80	996-13.8

minutes as a freshmen than all but five players in the country since 2009, while only 10 freshmen – including eight top-20 NBA Draft picks – started as many games and scored more points since 1992... Tied his career high with 30 points and eight rebounds at Oklahoma State in the NIT quarterfinals on March 21... First scored 30 points, the most by a Hilltopper freshman since 1955, in a career-high 44 minutes at North Texas on Feb. 15... Also tied WKU record by making 14-of-14 free throws against the Mean Green... Made career-high five 3-pointers at UTEP on Feb. 1... Scored 15 points with six rebounds in WKU's victory over top-25 Purdue on Nov. 23... Poured in 24 points early in the season against Nicholls on Nov. 19... Played 39 minutes in his college debut against Missouri State on Nov. 10.

HIGH SCHOOL: Named 2017 Kentucky Mr. Basketball after averaging 28.3 points and 6.8 rebounds per game as a senior at Paul Laurence Dunbar (Ky.) High School... Selected as the 11th Region Player of the Year while shooting 55.1 percent from the field and 75.9 percent from the free-throw line... Led Dunbar to its first state championship as a junior and finished his career as the all-time leading scorer in Lexington boys' basketball history with 2,495 career points... Also named Gatorade's Kentucky Player of the Year and was first WKU signee to win both awards since Steffphon Pettigrew in 2007... Named MVP of the Derby Festival Basketball Classic and Ohio-Kentucky All-Star Game, and also competed in the Kentucky-Indiana All-Star Classic Series.

MISCELLANEOUS: Majoring in sports management.



HOLLINGSWORTH BY THE NUMBERS

- 4** points needed to reach 1,000 for his WKU career
- 2,563** minutes played in first two seasons, a WKU record
- 124** fouls committed over last two years in heavy minutes
- 72** games started – every game of his college career
- 1** where Hollingsworth ranks in points by WKU freshman
- 30** career high for points, set twice during 2017-18



23 CHARLES BASSEY

SOPHOMORE | C | 6-11 | 235 | 1L

LAGOS, NIGERIA | ASPIRE ACADEMY

FRESHMAN (2018-19): Named to President's List in the fall 2018 semester... Named C-USA Freshman of the Year and Defensive Player of the Year, becoming second player in league history to win both in the same season... Named to All-C-USA First Team, All-Freshman Team and All-Defensive Team... 1 of 5 national finalists, including the only freshman, for the Kareem Abdul-Jabbar Center of the Year award... Named to 2019 Kyle Macy Freshman All-America team... Chosen to the NABC All-District 11 First Team... Selected as C-USA Freshman of the Week 10 times, tying the league record... Named to Myrtle Beach Invitational All-Tournament Team... Started all 34 games and led WKU with 14.6 points, 10 rebounds and 2.4 blocks in 31.4 minutes per game... Shot 62.7 percent from the field, 45 percent from 3-point range and 76.9 percent from the free-throw line... Became second freshman in the nation since 1992, along with Kentucky's Anthony Davis, to average 14 points, 10 rebounds, two blocks and shoot 60 percent from the field... Also 1 of 2 freshmen in the country with Davis since 1992 with at least 495 points, 340 rebounds, 81 blocks and 27 steals... Only player in the nation in 2018-19 with 340 rebounds, 81 blocks and 27 steals... Led C-USA with 17 double-doubles, the most ever by a WKU freshman... Also led C-USA in total rebounds and ranked second in rebounds per game and blocks per game... Ranked in the top 30 nationally in double-doubles, field-goal percentage, blocks per game, total blocks, rebounds per game, defensive rebounds per game and total rebounds... Averaged 17.8 points, 10.4 rebounds, 2.6 blocks and 1.4 steals in

HILLTOPPERS TO WEAR #23

- | | |
|---------------------------|--------------------------|
| Justin Johnson (2015-18) | Tony Roberts (1985) |
| Brandon Peters (2011) | Darnell Phillips (1982) |
| Mike Walker (2005-08) | Scott Blankenship (1981) |
| D. Robinson (1999-2002) | Don Thomas (1978-79) |
| Greg Springfield (1998) | Mike Gilbert (1974) |
| John Mathews (1996) | Hugh Wilhite (1960-62) |
| Lorenzo Lockett (1992-93) | Billy Johnson (1959) |
| Corey Dunn (1991) | Eric Back (1958) |
| Brett McNeal (1986-89) | |

five games vs. Wisconsin's Ethan Happ, Arkansas' Daniel Gafford, UCF's Tacko Fall, West Virginia's Sagaba Konate and Washington's Noah Dickerson... Set new program records for most blocks and most rebounds in a season by a freshman... Ranked second in program history in points by a freshman and third in minutes played by a freshman... Finished third in WKU history for most blocks in a single season and seventh in single-season field-goal percentage... Played the season as one of the top-10 youngest players in the NCAA... Scored 22 points with career-high 18 rebounds in overtime win over UTSA on Jan. 31, grabbing the most rebounds by a WKU freshman since freshmen became eligible to play again in 1972... Tallied 17 points with 17 rebounds in rivalry win against Marshall on Jan. 21... Totaled 21 points, nine rebounds and a career-high five blocks at Arkansas on Dec. 8... Scored 25 points with 10 rebounds, including his first 3-pointer, against UCF

BASSEY'S CAREER STATISTICS

Year	GP-GS	Min-Avg	FG-A-Pct	3FG-A-Pct	FT-A-Pct	Off-Def-Tot-Avg	PF-FO	Ast	TO	Blk	Stl	Pts-Avg
2018-19	34-34	1,067-31.4	188-300-.627	9-20-.450	110-143-.769	99-241-340-10.0	88-1	24	97	81	27	495-14.6
TOTAL	34-34	1,067-31.4	188-300-.627	9-20-.450	110-143-.769	99-241-340-10.0	88-1	24	97	81	27	495-14.6

on Nov. 18... Totaled 13 points and a career-high 15 rebounds in 31 minutes against West Virginia on Nov. 16... Recorded a double-double with 11 points and 12 rebounds in his college debut at Washington on Nov. 6.

HIGH SCHOOL: Reclassified into the 2018 class after graduating early... Averaged 19.4 points, 12.8 rebounds, 3.4 blocks, 2.9 assists and 1.7 steals per game as a junior for Aspire Academy in Louisville... Shot 56.5 percent from the field and 42.1 percent from the 3-point line... Ranked as the No. 6 player in the nation in the 2018 class in the 247Sports Composite rankings and No. 9 by Rivals... Spent first two years at

St. Anthony Catholic School in San Antonio, Texas... Earned MaxPreps Freshman All-American honors in 2015-16 after posting 20.2 points, 17.1 rebounds and 5.9 blocks per game... Led St. Anthony to a 32-6 record and a TAPPS 5A state championship.

MISCELLANEOUS: Became first player ever to be named MVP two years in a row at the Pangos All-American Camp... Broke the Nike Hoop Summit record for rebounds with 17 in the World team's victory over Team USA in April 2018... Also named MVP of the 2018 Basketball Without Borders camp in Los Angeles... Majoring in sports management.



BASSEY

BY THE NUMBERS

17 double-doubles as freshman, the most in WKU history

3.8 cumulative GPA during first year of college

18 years old until Oct. 28, 2019, one of youngest sophomores

75 teams with fewer blocks than Bassey himself in 2018-19

2009 last time WKU produced an All-American before Bassey

340 total rebounds as freshman, breaking Hilltopper record

2 players who've won C-USA Freshman and Defensive Player of the Year in same season, including Bassey



10 JEREMIAH GAMBRELL

RS-FRESHMAN | G | 6-2 | 180 | RS

HOUSTON, TEXAS | MADISON HS

FRESHMAN (2018-19): Appeared in just four games in his first season after dealing with multiple stress fractures in his leg... Played 23 total minutes and took six 3-point attempts, making one... Also grabbed two steals... Made his first career 3-pointer and recorded his first assist in a career-high 16 minutes at Charlotte on Jan. 3... Played three minutes and grabbed one steal in his WKU debut against Saint Mary's on Dec. 22.

HIGH SCHOOL: Averaged about 23 points per game as a senior in helping Madison (Texas) High School to a 21-12 record, a District 24-5A championship and multiple playoff victories... Named to the TABC 5A-all-state team... Averaged 20 points per game as a junior, led team to undefeated mark in district play and was named District 24-5A MVP... Averaged 20 points as a sophomore and 15 points as a freshman... Rated a three-star prospect by both 247Sports and Rivals.

MISCELLANEOUS: Majoring in sports management.

HILLTOPPERS TO WEAR #10

- | | |
|---------------------------|---------------------------|
| Caden Dickerson (2010-14) | Dennis Smith (1972-73) |
| A. Winchester (2003-06) | Gary Sundmacker (1970-71) |
| Rashon Brown (2000) | Lowell Tarrant (1969) |
| Vince Edwards (1997-99) | Wayne Chapman (1966-68) |
| Jeff Rogers (1994-95) | Harel Carrier (1962-63) |
| Mark Bell (1993) | George Warren (1959-61) |
| Anthony Palm (1990-91) | Ken Cornelius (1958) |
| Paul Brown (1988) | Ronnie Clark (1954-57) |
| Keith Lickliter (1986-87) | Richard White (1951-53) |
| Dennis Johnson (1983-85) | John Edwards (1949) |
| Tony Ray (1982) | Bill Kirk (1948) |
| Jerry Britt (1976) | George Heller (1946-47) |
| Calvin Wade (1974-75) | |

GAMBRELL'S CAREER STATISTICS

Year	GP-GS	Min-Avg	FG-A-Pct	3FG-A-Pct	FT-A-Pct	Off-Def-Tot-Avg	PF-FO	Ast	TO	Blk	Stl	Pts-Avg
2018-19	4-0	23-5.8	1-6-.167	1-6-.167	0-0-.000	0-1-1-0.3	2-0	1	2	0	2	3-0.8
TOTAL	4-0	23-5.8	1-6-.167	1-6-.167	0-0-.000	0-1-1-0.3	2-0	1	2	0	2	3-0.8



50 ISAIAH COZART

FRESHMAN | F | 6-7 | 225 | HS

RICHMOND, KY. | MADISON CENTRAL HS

HIGH SCHOOL: Averaged 20 points, 12.2 rebounds, 5.8 blocks and one assist per game as senior for Madison Central

High School in Richmond, Ky.... Named Gatorade Kentucky Boys Basketball Player of the Year and a finalist for Kentucky Mr. Basketball... Named 11th Region Player of the Year and a two-time First Team All-State selection... Finished his prep career with 1,575 points, 1,268 rebounds and a state-record 716 blocked shots... Rated three-star prospect by 247Sports and Rivals.

MISCELLANEOUS: Major is undeclared.

HILLTOPPERS TO WEAR #50	
Bryan Brown (1990-93)	John Rahn (1978-79)
Colin Peets (1988-89)	Lloyd Terry (1976-77)
Bryan Asberry (1984-87)	Granville Bunton (1972-73)
Percy White (1980-83)	C. Montgomery (1956-57)



12 JACKSON HARLAN

FRESHMAN | G | 6-3 | 190 | HS

ALBANY, KY. | CLINTON COUNTY HS

HIGH SCHOOL: Averaged 23.9 points and 4.5 rebounds per game as a senior at Clinton County High School in Albany,

Ky., leading the Bulldogs to a 24-8 record and the Fourth Region semifinals... Shot 43.1 percent from the field, 32.3 percent from 3-point range and netted 169 of 225 free throws... Finished his career with 2,128 points (second all-time at Clinton County) and scored 30-plus points in 18 games, including a career high of 45... Named Fourth Region Player of the Year and a finalist for Kentucky Mr. Basketball, as well as First Team All-State.

MISCELLANEOUS: Majoring in biology.

HILLTOPPERS TO WEAR #12	
M. Diagne (2018-19)	Deon Jackson (1994-95)
Pancake Thomas (2017)	Marty Stone (1992-93)
Brandon Harris (2013-14)	Jonathan Simpson (1992)
Jordan Swing (2010)	Rich Burns (1990)
N. McPherson (1998-2001)	Gary Gregory (1975-77)
Brad Divine (1996-97)	

GENERAL

HILLTOPPERS

2018-19 REVIEW

HISTORY

UNIVERSITY

OPPONENTS



3

JORDAN RAWLS

FRESHMAN | G | 6-1 | 165 | HS

CHATTANOOGA, TENN. | HAMILTON HEIGHTS

HIGH SCHOOL: Averaged 23 points and seven assists per game in 2018-19 for Hamilton Heights Christian Academy in Chattanooga, Tenn.... Led Hawks to National Association of Christian Athletics Division I national championship and a 34-4 record, the program's third championship in four years... Rated four-star prospect by 247Sports and Rivals in the 2020 class before reclassifying, and ranked as No. 80 player in the country... Averaged 11.9 points per game in spring 2019 on the AAU circuit for Team Thad, shooting 47.6 percent from the field.

MISCELLANEOUS: Father, Keith, was a standout for Austin Peay in the late 80s when WKU head coach Rick Stansbury was an assistant for the Governors... Majoring in sports management.

HILLTOPPERS TO WEAR #3

- | | |
|----------------------------|---------------------------|
| Damari Parris (2017) | Antonio Haynes (2004-05) |
| Marlon Hunter (2016) | K. Abdul-Jabbar (1998-99) |
| Trency Jackson (2014-15) | Rob Williams (1996) |
| Kahlil McDonald (2011-12) | Darnell Mee (1991-93) |
| Tyrone Brazelton (2007-08) | Mike Wilson (1989) |
| Joemal Campbell (2006) | Emmett Goranflo (1933-35) |

RECLASSIFIED FRESHMEN UNDER STANSBURY

2019-20

Jordan Rawls, Guard

2018-19

Charles Basseyy, Center

Dalano Banton, Guard

2017-18

Marek Nelson, Forward

WESTERN KENTUCKY BASKETBALL

JUSTICE HINDMAN
MR. KY BASKETBALL 2016

HOLLINGSWORTH
LEXINGTON
MR. KY BASKETBALL 2017

WILLIAMS
OWENTON
MR. KY BASKETBALL 2016

COZART
RICHMOND

HARLAN
ALBANY

STANSBURY
BATTLTOWN

SAVAGE
BOWLING GREEN

WKU



The 2019-20 Hilltoppers feature six players from the state of Kentucky, the second-most this year for a Division I in-state team and the program's most since 2007-08.

GENERAL

HILLTOPPERS

2018-19 REVIEW

HISTORY

UNIVERSITY

OPPONENTS

JARED SAVAGE

2018-19 (REDSHIRT JUNIOR)

Opponent	Date	gs	min	Total		3-Pointers		Free throws		Rebounds				pts	avg						
				fg-fga	pct	3fg-fga	pct	ft-fa	pct	off	def	tot	avg								
at Washington	11/06/18	*	40	4-12	.333	3-7	.429	4-5	.800	0	6	6	6.0	2	2	1	0	0	15	15.0	
UT MARTIN	11/10/18	*	32	6-13	.462	2-8	.250	2-2	1.000	0	0	0	3.0	2	0	1	0	0	16	15.5	
vs Valparaiso	11/15/18	*	37	6-11	.545	5-9	.556	8-10	.800	2	1	3	3.0	2	2	0	0	1	25	18.7	
vs West Virginia	11/16/18	*	38	3-10	.300	2-4	.500	3-3	1.000	0	2	2	2.8	4	0	1	0	4	11	16.8	
vs UCF	11/18/18	*	36	5-11	.455	2-6	.333	0-0	.000	0	1	1	2.4	5	2	1	0	0	12	15.8	
at Indiana St.	11/24/18	*	40	4-17	.235	2-8	.250	1-1	1.000	1	8	9	3.5	4	2	2	0	0	11	15.0	
TENNESSEE STATE	12/01/18	*	39	3-11	.273	1-8	.125	13-13	1.000	0	3	3	3.4	1	0	1	1	1	20	15.7	
at Missouri State	12/05/18	*	38	1-9	.111	1-4	.250	0-0	.000	0	2	2	3.3	2	1	1	0	2	3	14.1	
at Arkansas	12/08/18	*	34	7-12	.583	5-7	.714	1-2	.500	0	3	3	3.2	3	0	0	0	0	20	14.8	
TROY	12/16/18	*	37	7-12	.583	3-6	.500	6-6	1.000	2	5	7	3.6	4	2	1	0	1	23	15.6	
at Belmont	12/19/18	*	36	2-10	.200	2-6	.333	2-2	1.000	0	6	6	3.8	3	1	2	2	2	8	14.9	
SAINT MARY'S	12/22/18	*	34	5-9	.556	2-3	.667	0-0	.000	0	5	5	3.9	2	2	4	0	1	12	14.7	
WISCONSIN	12/29/18	*	39	6-12	.500	1-4	.250	3-3	1.000	0	5	5	4.0	3	0	1	0	1	16	14.8	
at Charlotte	01/03/19	*	29	4-7	.571	4-6	.667	1-2	.500	1	5	6	4.1	2	2	2	0	0	13	14.6	
at ODU	1/5/19	*	39	3-11	.273	1-3	.333	1-2	.500	1	5	6	4.3	2	0	0	1	1	8	14.2	
at Marshall	1/12/19	*	33	1-11	.091	0-6	.000	0-0	.000	0	7	7	4.4	3	2	3	0	1	2	13.4	
FIU	01/17/19	*	39	6-14	.429	4-9	.444	3-4	.750	0	9	9	4.7	2	3	2	0	2	19	13.8	
FLORIDA ATLANTIC	01/19/19	*	33	3-10	.300	2-8	.250	0-0	.000	1	3	4	4.7	1	3	1	1	3	8	13.4	
MARSHALL	01/21/19	*	37	1-5	.200	1-5	.200	3-4	.750	0	5	5	4.7	1	1	3	1	1	6	13.1	
at Southern Miss	01/24/19	*	32	4-11	.364	3-8	.375	3-6	.500	1	5	6	4.8	3	0	3	0	0	14	13.1	
at Louisiana Tech	1/26/19	*	38	3-9	.333	3-6	.500	2-2	1.000	0	3	3	4.7	2	1	2	1	1	11	13.0	
UTSA	01/31/19	*	36	4-14	.286	4-10	.400	0-0	.000	0	3	3	4.6	2	3	0	1	0	12	13.0	
UTEP	02/02/19	*	34	3-7	.429	2-5	.400	6-9	.667	0	4	4	4.6	1	0	1	1	1	14	13.0	
at Rice	2/7/19	*	45	7-15	.467	5-12	.417	2-2	1.000	1	5	6	4.6	1	3	1	0	0	21	13.3	
at North Texas	02/09/19	*	27	1-6	.167	1-5	.200	4-4	1.000	0	4	4	4.6	4	0	2	1	2	7	13.1	
MIDDLE TENNESSEE	02/14/19	*	35	6-14	.429	3-8	.375	1-2	.500	1	10	11	4.8	1	3	0	0	0	16	13.2	
UAB	02/16/19	*	35	2-13	.154	1-11	.091	0-0	.000	2	5	7	4.9	5	0	2	0	1	5	12.9	
at ODU	2/23/19	*	36	2-6	.333	1-2	.500	0-0	.000	0	1	1	4.8	3	2	1	0	3	5	12.6	
at UAB	02/28/19	*	34	3-9	.333	2-7	.286	4-6	.667	2	5	7	4.9	4	3	1	1	1	12	12.6	
SOUTHERN MISS	03/03/19	*	31	3-8	.375	3-7	.429	0-0	.000	0	3	3	4.8	1	0	1	1	0	9	12.5	
UTSA	03/06/19	*	41	4-9	.444	4-7	.571	2-2	1.000	0	6	6	4.8	3	1	0	0	1	14	12.5	
vs North Texas	03/14/19	*	28	2-4	.500	2-4	.500	2-3	.667	0	5	5	4.8	3	0	0	2	0	8	12.4	
vs Southern Miss	03/15/19	*	37	3-8	.375	1-6	.167	2-2	1.000	1	5	6	4.9	1	1	1	0	0	9	12.3	
vs ODU	03/16/19	*	34	3-9	.333	2-7	.286	2-2	1.000	0	2	2	4.8	4	0	1	0	2	10	12.2	
Totals			34	1213	127-349	.364	80-222	.360	81-99	.818	16	147	163	4.8	86	42	43	14	33	415	12.2

MATT HORTON

2018-19 (JUNIOR)

Opponent	Date	gs	min	Total		3-Pointers		Free throws		Rebounds				pts	avg					
				fg-fga	pct	3fg-fga	pct	ft-fa	pct	off	def	tot	avg							
at Washington	11/06/18		7	0-0	.000	0-0	.000	2-2	1.000	0	2	2	2.0	2	0	1	1	0	2	2.0
UT MARTIN	11/10/18		5	1-1	1.000	0-0	.000	0-2	.000	1	2	3	2.5	2	0	0	0	1	2	2.0
vs Valparaiso	11/15/18		2	0-0	.000	0-0	.000	0-0	.000	0	0	0	1.7	0	0	0	0	0	0	1.3
vs West Virginia	11/16/18	dnp		-	-	-	-	-	-	-	-	-	-	-	-	-	-	-	-	-
TENNESSEE STATE	12/01/18		9	1-1	1.000	0-0	.000	2-6	.333	1	2	3	2.0	2	0	1	1	0	4	2.0
at Missouri State	12/05/18	dnp		-	-	-	-	-	-	-	-	-	-	-	-	-	-	-	-	-
at Arkansas	12/08/18	dnp		-	-	-	-	-	-	-	-	-	-	-	-	-	-	-	-	-
TROY	12/16/18	dnp		-	-	-	-	-	-	-	-	-	-	-	-	-	-	-	-	-
at Belmont	12/19/18	dnp		-	-	-	-	-	-	-	-	-	-	-	-	-	-	-	-	-
SAINT MARY'S	12/22/18	dnp		-	-	-	-	-	-	-	-	-	-	-	-	-	-	-	-	-
WISCONSIN	12/29/18	dnp		-	-	-	-	-	-	-	-	-	-	-	-	-	-	-	-	-
at Charlotte	01/03/19		2	0-0	.000	0-0	.000	1-2	.500	0	0	0	1.6	1	0	0	0	0	1	1.8
at ODU	1/5/19	dnp		-	-	-	-	-	-	-	-	-	-	-	-	-	-	-	-	-
at Marshall	1/12/19	dnp		-	-	-	-	-	-	-	-	-	-	-	-	-	-	-	-	-
FIU	01/17/19		9	1-1	1.000	0-0	.000	0-0	.000	0	1	1	1.5	3	0	0	0	0	2	1.8
FLORIDA ATLANTIC	01/19/19	dnp		-	-	-	-	-	-	-	-	-	-	-	-	-	-	-	-	-
MARSHALL	01/21/19	dnp		-	-	-	-	-	-	-	-	-	-	-	-	-	-	-	-	-
at Southern Miss	01/24/19	dnp		-	-	-	-	-	-	-	-	-	-	-	-	-	-	-	-	-
at Louisiana Tech	1/26/19		3	0-0	.000	0-0	.000	0-0	.000	0	1	1	1.4	0	0	1	0	0	0	1.6
UTSA	01/31/19	dnp		-	-	-	-	-	-	-	-	-	-	-	-	-	-	-	-	-
UTEP	02/02/19		3	0-0	.000	0-0	.000	0-0	.000	0	0	0	1.3	1	0	0	1	0	0	1.4
at Rice	2/7/19		1	0-0	.000	0-0	.000	0-0	.000	0	0	0	1.1	1	0	1	0	0	0	1.2
at North Texas	02/09/19		1	0-0	.000	0-0	.000	0-0	.000	0	0	0	1.0	0	0	0	0	0	0	1.1
MIDDLE TENNESSEE	02/14/19	dnp		-	-	-	-	-	-	-	-	-	-	-	-	-	-	-	-	-
UAB	02/16/19	dnp		-	-	-	-	-	-	-	-	-	-	-	-	-	-	-	-	-
at ODU	2/23/19	dnp		-	-	-	-	-	-	-	-	-	-	-	-	-	-	-	-	-

at UAB	02/28/19	dnp	-	-	-	-	-	-	-	-	-	-	-	-	-	-	-	-	-	-	-
SOUTHERN MISS	03/03/19	dnp	-	-	-	-	-	-	-	-	-	-	-	-	-	-	-	-	-	-	-
UTSA	03/06/19	dnp	-	-	-	-	-	-	-	-	-	-	-	-	-	-	-	-	-	-	-
vs North Texas	03/14/19	dnp	-	-	-	-	-	-	-	-	-	-	-	-	-	-	-	-	-	-	-
vs Southern Miss	03/15/19	dnp	-	-	-	-	-	-	-	-	-	-	-	-	-	-	-	-	-	-	-
vs ODU	03/16/19	dnp	-	-	-	-	-	-	-	-	-	-	-	-	-	-	-	-	-	-	-
Totals		0	42	3-3	1.000	0-0	.000	5-12	.417	2	8	10	1.0	12	0	4	3	1	11	1.1	1.1

JOSH ANDERSON

2018-19 (SOPHOMORE)

Opponent	Date	gs	min	Total		3-Pointers		Free throws		Rebounds				pf	a	t/o	blk	stl	pts	avg
				fg-fga	pct	3fg-fga	pct	ft-fa	pct	off	def	tot	avg							
at Washington	11/06/18	13	0-3	.000	0-0	.000	0-0	.000	1	2	3	3.0	5	1	4	1	0	0	0	0.0
UT MARTIN	11/10/18	* 21	3-4	.750	1-1	1.000	0-0	.000	0	2	2	2.5	3	3	4	1	0	7	3.5	
vs Valparaiso	11/15/18	* 31	4-8	.500	1-1	1.000	0-2	.000	2	5	7	4.0	2	3	3	1	3	9	5.3	
vs West Virginia	11/16/18	* 32	4-12	.333	0-1	.000	4-4	1.000	1	2	3	3.8	2	2	3	1	4	12	7.0	
vs UCF	11/18/18	* 26	0-5	.000	0-1	.000	0-0	.000	0	2	2	3.4	4	5	2	1	2	0	5.6	
at Indiana St.	11/24/18	* 27	1-3	.333	0-1	.000	0-0	.000	0	2	2	3.2	3	0	5	2	0	2	5.0	
TENNESSEE STATE	12/01/18	* 28	5-6	.833	0-0	.000	5-6	.833	0	1	1	2.9	4	1	0	1	3	15	6.4	
at Missouri State	12/05/18	* 32	6-10	.600	0-0	.000	0-1	.000	0	2	2	2.8	4	0	1	0	2	12	7.1	
at Arkansas	12/08/18	13	1-2	.500	0-1	.000	1-3	.333	0	2	2	2.7	2	2	2	0	1	3	6.7	
TROY	12/16/18	25	4-9	.444	0-0	.000	2-2	1.000	1	3	4	2.8	2	0	1	0	1	10	7.0	
at Belmont	12/19/18	30	7-10	.700	0-0	.000	2-2	1.000	1	5	6	3.1	2	2	2	1	1	16	7.8	
SAINT MARY'S	12/22/18	28	8-11	.727	1-1	1.000	1-3	.333	0	0	0	2.8	2	0	2	1	2	18	8.7	
WISCONSIN	12/29/18	* 27	6-12	.500	1-1	1.000	2-3	.667	1	3	4	2.9	5	0	2	0	2	15	9.2	
at Charlotte	01/03/19	* 25	2-5	.400	0-1	.000	0-0	.000	1	3	4	3.0	2	3	0	1	0	4	8.8	
at ODU	1/5/19	* 31	6-14	.429	0-3	.000	5-6	.833	0	0	0	2.8	2	2	1	0	1	17	9.3	
at Marshall	1/12/19	* 37	5-11	.455	1-2	.500	2-4	.500	4	3	7	3.1	2	2	1	0	2	13	9.6	
FIU	01/17/19	* 36	7-9	.778	0-0	.000	3-4	.750	2	4	6	3.2	2	0	4	2	2	17	10.0	
FLORIDA ATLANTIC	01/19/19	* 31	4-9	.444	0-1	.000	7-8	.875	2	4	6	3.4	1	3	2	1	2	15	10.3	
MARSHALL	01/21/19	* 34	10-16	.625	2-3	.667	3-4	.750	1	2	3	3.4	4	1	5	0	5	25	11.1	
at Southern Miss	01/24/19	* 29	5-11	.455	0-3	.000	1-2	.500	1	3	4	3.4	2	3	0	0	0	11	11.1	
at Louisiana Tech	1/26/19	* 25	2-7	.286	0-1	.000	0-0	.000	0	5	5	3.5	5	1	3	2	1	4	10.7	
UTSA	01/31/19	* 37	6-11	.545	3-5	.600	4-4	1.000	3	3	6	3.6	0	3	0	0	2	19	11.1	
UTEP	02/02/19	* 34	6-12	.500	0-2	.000	6-9	.667	0	4	4	3.6	3	2	1	0	0	18	11.4	
at Rice	2/7/19	* 43	10-21	.476	0-2	.000	4-6	.667	5	4	9	3.8	4	1	2	2	4	24	11.9	
at North Texas	02/09/19	* 33	3-10	.300	0-3	.000	1-2	.500	0	3	3	3.8	2	2	4	0	2	7	11.7	
MIDDLE TENNESSEE	02/14/19	* 33	6-9	.667	2-4	.500	3-4	.750	2	5	7	3.9	1	2	3	1	2	17	11.9	
UAB	02/16/19	* 31	6-14	.429	2-5	.400	1-4	.250	1	2	3	3.9	3	4	1	1	1	15	12.0	
at ODU	2/23/19	* 31	4-11	.364	0-1	.000	3-4	.750	2	5	7	4.0	5	1	2	0	2	11	12.0	
at UAB	02/28/19	* 27	3-5	.600	0-0	.000	7-9	.778	1	3	4	4.0	2	1	1	0	1	13	12.0	
SOUTHERN MISS	03/03/19	* 38	5-11	.455	1-3	.333	6-7	.857	2	2	4	4.0	2	2	3	1	2	17	12.2	
UTSA	03/06/19	27	1-5	.200	0-1	.000	2-2	1.000	0	0	0	3.9	5	1	2	0	2	4	11.9	
vs North Texas	03/14/19	* 28	3-11	.273	0-1	.000	7-12	.583	1	6	7	4.0	3	0	1	0	1	13	12.0	
vs Southern Miss	03/15/19	* 35	5-12	.417	0-1	.000	8-11	.727	3	5	8	4.1	1	3	6	0	2	18	12.2	
vs ODU	03/16/19	* 37	4-13	.308	0-2	.000	3-3	1.000	1	5	6	4.1	2	3	1	2	4	11	12.1	
Totals		28	1015	152-322	.472	15-52	.288	93-131	.710	39	102	141	4.1	93	59	74	23	59	412	12.1

2017-18 (FRESHMAN)

Opponent	Date	gs	min	Total		3-Pointers		Free throws		Rebounds				pf	a	t/o	blk	stl	pts	avg
				fg-fga	pct	3fg-fga	pct	ft-fa	pct	off	def	tot	avg							
MISSOURI STATE	11/10/17	dnp	-	-	-	-	-	-	-	-	-	-	-	-	-	-	-	-	-	-
KENTUCKY WESLEYAN	11/15/17	dnp	-	-	-	-	-	-	-	-	-	-	-	-	-	-	-	-	-	-
NICHOLLS	11/19/17	dnp	-	-	-	-	-	-	-	-	-	-	-	-	-	-	-	-	-	-
vs Villanova	11/22/17	dnp	-	-	-	-	-	-	-	-	-	-	-	-	-	-	-	-	-	-
vs Purdue	11/23/17	dnp	-	-	-	-	-	-	-	-	-	-	-	-	-	-	-	-	-	-
vs SMU	11/24/17	dnp	-	-	-	-	-	-	-	-	-	-	-	-	-	-	-	-	-	-
EASTERN KENTUCKY	11/29/17	dnp	-	-	-	-	-	-	-	-	-	-	-	-	-	-	-	-	-	-
WRIGHT STATE	12/02/17	dnp	-	-	-	-	-	-	-	-	-	-	-	-	-	-	-	-	-	-
at Ohio	12/10/17	dnp	-	-	-	-	-	-	-	-	-	-	-	-	-	-	-	-	-	-
at Wisconsin	12/13/17	dnp	-	-	-	-	-	-	-	-	-	-	-	-	-	-	-	-	-	-
INDIANA STATE	12/16/17	dnp	-	-	-	-	-	-	-	-	-	-	-	-	-	-	-	-	-	-
BELMONT	12/19/17	dnp	-	-	-	-	-	-	-	-	-	-	-	-	-	-	-	-	-	-
at Austin Peay	12/22/17	dnp	-	-	-	-	-	-	-	-	-	-	-	-	-	-	-	-	-	-
LA TECH	12/28/17	dnp	-	-	-	-	-	-	-	-	-	-	-	-	-	-	-	-	-	-
SOUTHERN MISS	12/30/17	dnp	-	-	-	-	-	-	-	-	-	-	-	-	-	-	-	-	-	-
at Marshall	1/6/18	19	6-8	.750	0-0	.000	4-9	.444	2	2	4	4.0	3	1	0	1	1	16	16.0	
at ODU	1/11/18	19	0-1	.000	0-0	.000	0-0	.000	2	0	2	3.0	1	1	2	0	1	0	8.0	

at Charlotte	01/13/18	12	3-4	.750	0-0	.000	3-6	.500	0	0	0	2.0	3	0	2	0	1	9	8.3	
UAB	01/18/18	22	5-7	.714	1-2	.500	1-3	.333	0	3	3	2.3	2	0	0	0	2	12	9.3	
MIDDLE TENNESSEE	01/20/18	16	1-4	.250	0-1	.000	0-0	.000	0	0	0	1.8	3	0	2	0	0	2	7.8	
MARSHALL	01/27/18	10	2-4	.500	0-0	.000	0-1	.000	0	1	1	1.7	1	2	0	0	1	4	7.2	
at UTEP	02/01/18	5	0-2	.000	0-0	.000	0-0	.000	0	0	0	1.4	1	1	1	0	0	0	6.1	
at UTSA	2/3/18	19	1-5	.200	0-1	.000	3-5	.600	0	2	2	1.5	4	2	1	0	1	5	6.0	
FLORIDA ATLANTIC	02/08/18	* 16	2-3	.667	0-0	.000	2-2	1.000	0	1	1	1.4	1	0	0	1	0	6	6.0	
FIU	02/10/18	* 29	3-4	.750	0-0	.000	7-9	.778	1	8	9	2.2	1	2	0	0	1	13	6.7	
at North Texas	2/15/18	* 13	3-4	.750	0-0	.000	0-0	.000	1	0	1	2.1	3	0	1	0	0	6	6.6	
at Rice	2/17/18	17	5-7	.714	0-0	.000	2-4	.500	1	2	3	2.2	1	1	0	0	0	12	7.1	
CHARLOTTE	02/22/18	21	8-10	.800	0-0	.000	3-4	.750	2	2	4	2.3	0	2	3	0	3	19	8.0	
ODU	02/24/18	17	3-5	.600	0-0	.000	2-2	1.000	1	1	2	2.3	1	1	0	1	2	8	8.0	
at Middle Tennessee	3/1/18	15	1-5	.200	0-1	.000	1-4	.250	1	1	2	2.3	3	0	1	0	0	3	7.7	
at UAB	03/03/18	14	2-3	.667	0-1	.000	1-2	.500	1	1	2	2.3	3	0	1	0	1	5	7.5	
vs UAB	03/08/18	22	4-9	.444	0-0	.000	2-4	.500	2	2	4	2.3	2	0	1	1	2	10	7.6	
vs ODU	03/09/18	24	2-5	.400	0-0	.000	0-0	.000	0	3	3	2.4	3	0	1	0	0	4	7.4	
vs Marshall	03/10/18	27	4-8	.500	0-0	.000	5-6	.833	2	5	7	2.6	3	1	1	2	3	13	7.7	
BOSTON COLLEGE	03/13/18	15	0-1	.000	0-1	.000	1-4	.250	1	1	2	2.6	1	1	0	0	2	1	7.4	
at USC	03/19/18	14	4-8	.500	0-0	.000	2-2	1.000	2	1	3	2.6	3	1	0	2	1	10	7.5	
at Oklahoma State	03/21/18	16	3-5	.600	0-0	.000	0-0	.000	0	3	3	2.6	5	1	0	0	1	6	7.5	
vs UTAH	3/27/18	8	1-2	.500	0-0	.000	4-6	.667	0	0	0	2.5	2	0	2	0	0	6	7.4	
Totals		3	390	63-114	.553	1-7	.143	43-73	.589	19	39	58	2.5	50	17	19	8	23	170	7.4

TAVEION HOLLINGSWORTH

2017-18 (SOPHOMORE)

Opponent	Date	gs	min	Total		3-Pointers		Free throws		Rebounds				pf	a	t/o	blk	stl	pts	avg
				fg-fga	pct	3fg-fga	pct	ft-fa	pct	off	def	tot	avg							
at Washington	11/06/18	* 40	6-15	.400	2-4	.500	0-0	.000	0	4	4	4.0	1	4	3	0	1	14	14.0	
UT MARTIN	11/10/18	* 32	8-13	.615	2-4	.500	4-4	1.000	3	4	7	5.5	0	3	2	1	3	22	18.0	
vs Valparaiso	11/15/18	* 37	9-16	.563	3-5	.600	2-5	.400	2	7	9	6.7	2	2	1	0	3	23	19.7	
vs West Virginia	11/16/18	* 38	3-11	.273	0-3	.000	7-8	.875	1	1	2	5.5	0	0	3	1	4	13	18.0	
vs UCF	11/18/18	* 38	4-13	.308	1-3	.333	5-6	.833	0	2	2	4.8	2	1	1	0	1	14	17.2	
at Indiana St.	11/24/18	* 34	3-9	.333	0-2	.000	3-5	.600	2	4	6	5.0	2	2	1	0	3	9	15.8	
TENNESSEE STATE	12/01/18	* 39	5-11	.455	2-4	.500	7-9	.778	1	2	3	4.7	2	3	6	1	0	19	16.3	
at Missouri State	12/05/18	* 37	9-15	.600	4-7	.571	2-2	1.000	1	0	1	4.3	0	4	4	0	1	24	17.3	
at Arkansas	12/08/18	* 38	6-12	.500	3-8	.375	2-2	1.000	0	6	6	4.4	0	6	3	0	1	17	17.2	
TROY	12/16/18	* 39	3-13	.231	0-5	.000	4-6	.667	3	9	12	5.2	4	2	5	0	2	10	16.5	
at Belmont	12/19/18	* 39	2-12	.167	0-5	.000	0-0	.000	1	3	4	5.1	3	2	3	0	1	4	15.4	
SAINT MARY'S	12/22/18	* 37	6-11	.545	0-2	.000	4-4	1.000	1	4	5	5.1	1	3	0	0	1	16	15.4	
WISCONSIN	12/29/18	* 32	9-15	.600	1-4	.250	3-4	.750	0	4	4	5.0	1	6	0	1	0	22	15.9	
at Charlotte	01/03/19	* 27	3-8	.375	1-4	.250	0-0	.000	2	5	7	5.1	0	2	0	0	0	7	15.3	
at ODU	1/5/19	* 40	6-15	.400	2-6	.333	5-5	1.000	1	3	4	5.1	2	3	1	0	0	19	15.5	
at Marshall	1/12/19	* 38	7-9	.778	3-4	.750	3-3	1.000	0	4	4	5.0	3	0	3	0	1	20	15.8	
FIU	01/17/19	* 36	6-17	.353	2-5	.400	0-1	.000	0	0	0	4.7	0	3	3	1	1	14	15.7	
FLORIDA ATLANTIC	01/19/19	* 40	9-16	.563	2-6	.333	4-4	1.000	1	4	5	4.7	1	2	1	1	3	24	16.2	
MARSHALL	01/21/19	* 38	2-10	.200	0-4	.000	6-6	1.000	1	2	3	4.6	2	0	2	1	0	10	15.8	
at Southern Miss	01/24/19	* 38	5-13	.385	1-4	.250	1-3	.333	1	1	2	4.5	3	1	4	0	1	12	15.7	
at Louisiana Tech	1/26/19	* 38	3-6	.500	1-3	.333	0-2	.000	1	2	3	4.4	1	3	0	0	0	7	15.2	
UTSA	01/31/19	* 32	4-10	.400	0-3	.000	3-4	.750	1	4	5	4.5	4	2	1	0	0	11	15.0	
UTEP	02/02/19	* 34	2-10	.200	0-3	.000	2-3	.667	3	6	9	4.7	0	1	0	0	1	6	14.7	
at Rice	2/7/19	* 47	3-13	.231	1-4	.250	3-4	.750	1	5	6	4.7	2	2	3	0	1	10	14.5	
at North Texas	02/09/19	* 36	6-14	.429	2-5	.400	0-0	.000	0	7	7	4.8	2	1	2	0	2	14	14.4	
MIDDLE TENNESSEE	02/14/19	* 35	3-10	.300	3-7	.429	0-0	.000	0	0	0	4.6	0	2	0	0	2	9	14.2	
UAB	02/16/19	* 32	2-8	.250	2-5	.400	0-0	.000	3	1	4	4.6	1	4	2	0	0	6	13.9	
at ODU	2/23/19	* 38	7-11	.636	1-4	.250	2-2	1.000	0	4	4	4.6	0	3	3	0	1	17	14.0	
at UAB	02/28/19	* 35	6-13	.462	3-7	.429	2-2	1.000	0	4	4	4.6	0	3	1	1	1	17	14.1	
SOUTHERN MISS	03/03/19	* 38	8-17	.471	3-7	.429	2-3	.667	0	5	5	4.6	2	1	5	0	2	21	14.4	
UTSA	03/06/19	* 42	4-14	.286	0-5	.000	2-3	.667	2	2	4	4.5	2	2	0	1	1	10	14.2	
vs North Texas	03/14/19	* 36	9-15	.600	2-3	.667	3-3	1.000	1	2	3	4.5	1	1	2	0	1	23	14.5	
vs Southern Miss	03/15/19	* 35	5-14	.357	2-6	.333	5-7	.714	1	1	2	4.4	2	1	1	0	2	17	14.6	
vs ODU	03/16/19	* 36	2-10	.200	0-3	.000	5-8	.625	1	3	4	4.4	3	1	4	0	0	9	14.4	
Totals		34	1251	175-419	.418	49-154	.318	91-118	.771	35	115	150	4.4	49	76	72	8	41	490	14.4

2017-18 (FRESHMAN)

Opponent	Date	gs	min	Total		3-Pointers		Free throws		Rebounds				pf	a	t/o	blk	stl	pts	avg	
				fg-fga	pct	3fg-fga	pct	ft-fa	pct	off	def	tot	avg								
MISSOURI STATE	11/10/17	*	39	2-8	.250	1-2	.500	0-0	.000	0	1	1	1.0	2	4	2	0	2	5	5.0	
KENTUCKY WESLEYAN	11/15/17	*	35	4-12	.333	1-3	.333	0-1	.000	2	3	5	3.0	1	2	1	0	2	9	7.0	
NICHOLLS	11/19/17	*	32	9-11	.818	0-0	.000	6-13	.462	1	4	5	3.7	2	6	2	0	1	24	12.7	
vs Villanova	11/22/17	*	36	3-7	.429	1-2	.500	2-2	1.000	0	4	4	3.8	4	1	5	0	0	9	11.8	
vs Purdue	11/23/17	*	34	5-10	.500	2-3	.667	3-4	.750	2	4	6	4.2	0	3	3	0	1	15	12.4	
vs SMU	11/24/17	*	35	2-6	.333	0-1	.000	1-2	.500	0	3	3	4.0	1	0	3	0	1	5	11.2	
EASTERN KENTUCKY	11/29/17	*	30	5-10	.500	3-5	.600	1-2	.500	2	2	4	4.0	3	4	2	1	1	14	11.6	
WRIGHT STATE	12/02/17	*	28	5-7	.714	2-4	.500	1-1	1.000	0	2	2	3.8	1	2	2	1	0	13	11.8	
at Ohio	12/10/17	*	37	6-12	.500	2-2	1.000	5-6	.833	0	4	4	3.8	1	1	0	0	3	19	12.6	
at Wisconsin	12/13/17	*	29	4-8	.500	1-2	.500	3-5	.600	0	1	1	3.5	3	1	4	0	0	12	12.5	
INDIANA STATE	12/16/17	*	34	6-9	.667	2-3	.667	5-6	.833	0	1	1	3.3	2	2	1	0	3	19	13.1	
BELMONT	12/19/17	*	32	5-10	.500	1-2	.500	5-5	1.000	0	4	4	3.3	2	0	1	0	2	16	13.3	
at Austin Peay	12/22/17	*	38	8-11	.727	1-3	.333	3-4	.750	1	2	3	3.3	2	0	3	0	1	20	13.8	
LA TECH	12/28/17	*	37	4-10	.400	1-3	.333	6-10	.600	1	6	7	3.6	3	3	1	0	0	15	13.9	
SOUTHERN MISS	12/30/17	*	33	4-7	.571	2-3	.667	2-3	.667	1	1	2	3.5	0	4	1	0	0	12	13.8	
at Marshall	1/6/18	*	30	5-10	.500	0-2	.000	2-3	.667	0	3	3	3.4	2	1	2	0	0	12	13.7	
at ODU	1/11/18	*	29	1-3	.333	0-1	.000	0-0	.000	0	0	0	3.2	3	4	5	0	1	2	13.0	
at Charlotte	01/13/18	*	35	5-11	.455	0-3	.000	0-0	.000	1	1	2	3.2	1	1	1	0	0	10	12.8	
UAB	01/18/18	*	32	3-7	.429	1-2	.500	4-4	1.000	0	1	1	3.1	0	0	3	0	0	11	12.7	
MIDDLE TENNESSEE	01/20/18	*	37	3-7	.429	0-2	.000	6-6	1.000	1	2	3	3.1	4	0	2	0	1	12	12.7	
MARSHALL	01/27/18	*	40	3-8	.375	1-3	.333	2-2	1.000	1	2	3	3.0	4	2	1	1	0	9	12.5	
at UTEP	02/01/18	*	37	6-12	.500	5-9	.556	0-0	.000	0	2	2	3.0	1	0	1	0	1	17	12.7	
at UTSA	2/3/18	*	36	8-13	.615	2-4	.500	3-4	.750	1	1	2	3.0	4	1	3	0	2	21	13.1	
FLORIDA ATLANTIC	02/08/18	*	37	8-12	.667	2-4	.500	2-5	.400	1	4	5	3.0	4	2	0	0	1	20	13.4	
FIU	02/10/18	*	35	3-9	.333	0-3	.000	2-2	1.000	1	3	4	3.1	1	0	5	0	1	8	13.2	
at North Texas	2/15/18	*	44	8-13	.615	0-3	.000	14-14	1.000	1	6	7	3.2	2	2	2	0	2	30	13.8	
at Rice	2/17/18	*	34	0-6	.000	0-3	.000	2-2	1.000	2	1	3	3.2	1	3	1	0	3	2	13.4	
CHARLOTTE	02/22/18	*	36	3-10	.300	2-6	.333	4-6	.667	2	3	5	3.3	0	3	0	0	2	12	13.3	
ODU	02/24/18	*	33	8-13	.615	1-3	.333	3-3	1.000	1	2	3	3.3	0	2	1	0	1	20	13.6	
at Middle Tennessee	3/1/18	*	31	2-7	.286	0-1	.000	4-4	1.000	2	5	7	3.4	1	2	0	0	1	8	13.4	
at UAB	03/03/18	*	34	3-7	.429	0-2	.000	4-5	.800	0	3	3	3.4	1	2	3	0	0	10	13.3	
vs UAB	03/08/18	*	37	8-12	.667	2-3	.667	4-4	1.000	1	2	3	3.4	3	2	0	0	0	22	13.5	
vs ODU	03/09/18	*	32	3-9	.333	0-3	.000	5-6	.833	0	1	1	3.3	3	0	0	0	1	11	13.5	
vs Marshall	03/10/18	*	35	0-5	.000	0-2	.000	2-2	1.000	1	2	3	3.3	1	2	2	0	0	2	13.1	
BOSTON COLLEGE	03/13/18	*	35	5-11	.455	3-6	.500	5-6	.833	2	3	5	3.3	2	4	3	0	3	18	13.3	
at USC	03/19/18	*	32	1-4	.250	0-2	.000	2-2	1.000	1	2	3	3.3	3	3	1	0	1	4	13.0	
at Oklahoma State	03/21/18	*	36	9-17	.529	4-7	.571	8-9	.889	2	6	8	3.5	4	1	1	0	1	30	13.5	
vs UTAH	3/27/18	*	36	3-10	.300	2-7	.286	0-0	.000	0	1	1	3.4	3	0	0	0	0	8	13.3	
Totals			38	1312	170-354	480	45-119	.378	121-153	.791	31	98	129	3.4	75	71	67	5	39	506	13.3

CHARLES BASSEY

2018-19 (FRESHMAN)

Opponent	Date	gs	min	Total		3-Pointers		Free throws		Rebounds				pf	a	t/o	blk	stl	pts	avg
				fg-fga	pct	3fg-fga	pct	ft-fa	pct	off	def	tot	avg							
at Washington	11/06/18	*	28	5-9	.556	0-0	.000	1-4	.250	3	9	12	12.0	5	0	1	2	2	11	11.0
UT MARTIN	11/10/18	*	23	5-7	.714	0-0	.000	5-5	1.000	4	5	9	10.5	3	2	0	1	1	15	13.0
vs Valparaiso	11/15/18	*	26	2-4	.500	0-0	.000	4-8	.500	2	4	6	9.0	3	1	4	3	0	8	11.3
vs West Virginia	11/16/18	*	31	3-7	.429	0-1	.000	7-8	.875	4	11	15	10.5	4	0	3	1	2	13	11.8
vs UCF	11/18/18	*	33	10-18	.556	1-1	1.000	4-9	.444	5	5	10	10.4	3	1	3	1	2	25	14.4
at Indiana St.	11/24/18	*	33	6-7	.857	1-1	1.000	3-3	1.000	4	4	8	10.0	1	0	3	4	1	16	14.7
TENNESSEE STATE	12/01/18	*	30	2-4	.500	1-1	1.000	0-0	.000	1	6	7	9.6	3	0	3	2	3	5	13.3
at Missouri State	12/05/18	*	36	6-9	.667	0-1	.000	5-6	.833	3	7	10	9.6	2	1	3	2	2	17	13.8
at Arkansas	12/08/18	*	32	7-11	.636	0-1	.000	7-8	.875	2	7	9	9.6	1	1	0	5	0	21	14.6
TROY	12/16/18	*	28	7-10	.700	0-0	.000	4-5	.800	5	4	9	9.5	3	1	2	1	1	18	14.9
at Belmont	12/19/18	*	32	6-8	.750	0-0	.000	4-4	1.000	3	7	10	9.5	3	2	5	1	0	16	15.0
SAINT MARY'S	12/22/18	*	25	2-5	.400	1-2	.500	0-1	.000	0	7	7	9.3	3	1	3	3	1	5	14.2
WISCONSIN	12/29/18	*	34	7-8	.875	0-0	.000	5-5	1.000	3	3	6	9.1	1	2	3	4	1	19	14.5
at Charlotte	01/03/19	*	21	4-5	.800	1-1	1.000	2-2	1.000	1	4	5	8.8	2	1	3	2	1	11	14.3
at ODU	1/5/19	*	37	8-11	.727	2-2	1.000	1-2	.500	2	10	12	9.0	4	0	5	3	0	19	14.6
at Marshall	1/12/19	*	26	7-11	.636	0-1	.000	2-2	1.000	4	4	8	8.9	4	2	4	1	0	16	14.7
FIU	01/17/19	*	24	3-5	.600	1-1	1.000	1-2	.500	1	6	7	8.8	4	1	2	3	1	8	14.3
FLORIDA ATLANTIC	01/19/19	*	36	4-8	.500	0-1	.000	2-3	.667	3	8	11	8.9	3	0	6	3	1	10	14.1
MARSHALL	01/21/19	*	35	7-13	.538	0-1	.000	3-4	.750	7	10	17	9.4	3	0	4	1	0	17	14.2
at Southern Miss	01/24/19	*	35	7-10	.700	0-0	.000	0-0	.000	5	12	17	9.8	3	0	5	1	1	14	14.2
at Louisiana Tech	1/26/19	*	29	4-5	.800	0-0	.000	8-8	1.000	2	6	8	9.7	4	0	4	0	0	16	14.3
UTSA	01/31/19	*	37	7-8	.875	0-0	.000	8-10	.800	4	14	18	10.0	2	1	1	1	0	22	14.6
UTEP	02/02/19	*	35	8-14	.571	0-0	.000	1-4	.250	5	7	12	10.1	1	0	3	1	1	17	14.7

GENERAL
HIGHLIGHTS
2018-19 REVIEW
HISTORY
OPPONENTS

at Rice	2/7/19	*	39	3-9	.333	1-2	.500	3-4	.750	2	12	14	10.3	4	0	3	5	2	10	14.5	
at North Texas	02/09/19	*	36	7-10	.700	0-0	.000	4-4	1.000	0	7	7	10.2	1	0	2	4	0	18	14.7	
MIDDLE TENNESSEE	02/14/19	*	35	6-11	.545	0-0	.000	1-2	.500	1	6	7	10.0	1	1	2	4	0	13	14.6	
UAB	02/16/19	*	36	10-13	.769	0-1	.000	3-3	1.000	0	10	10	10.0	2	0	1	3	1	23	14.9	
at ODU	2/23/19	*	29	6-12	.500	0-0	.000	1-2	.500	4	2	6	9.9	2	2	5	2	0	13	14.9	
at UAB	02/28/19	*	29	6-13	.462	0-0	.000	6-6	1.000	3	10	13	10.0	3	0	5	1	1	18	15.0	
SOUTHERN MISS	03/03/19	*	31	3-4	.750	0-0	.000	3-4	.750	3	4	7	9.9	1	0	1	4	1	9	14.8	
UTSA	03/06/19	*	38	7-9	.778	0-0	.000	7-8	.875	2	9	11	9.9	1	0	2	2	1	21	15.0	
vs North Texas	03/14/19	*	23	3-7	.429	0-1	.000	3-4	.750	1	7	8	9.9	3	1	2	4	0	9	14.8	
vs Southern Miss	03/15/19	*	29	5-8	.625	0-0	.000	0-0	.000	6	8	14	10.0	2	2	2	2	0	10	14.6	
vs ODU	03/16/19	*	36	5-7	.714	0-1	.000	2-3	.667	4	6	10	10.0	3	1	2	1	0	12	14.6	
Totals			34	1067	188-300	.627	9-20	.450	110-143	.769	99	241	340	10.0	88	24	97	81	27	495	14.6

JEREMIAH GAMBRELL

2018-19 (FRESHMAN)

Opponent	Date	gs	min	Total		3-Pointers		Free throws		Rebounds				pf	a	t/o	blk	stl	pts	avg
				fg-fga	pct	3fg-fga	pct	ft-fa	pct	off	def	tot	avg							
UT MARTIN	11/10/18		dnp	-	-	-	-	-	-	-	-	-	-	-	-	-	-	-	-	-
TENNESSEE STATE	12/01/18		dnp	-	-	-	-	-	-	-	-	-	-	-	-	-	-	-	-	-
at Missouri State	12/05/18		dnp	-	-	-	-	-	-	-	-	-	-	-	-	-	-	-	-	-
at Arkansas	12/08/18		dnp	-	-	-	-	-	-	-	-	-	-	-	-	-	-	-	-	-
TROY	12/16/18		dnp	-	-	-	-	-	-	-	-	-	-	-	-	-	-	-	-	-
at Belmont	12/19/18		dnp	-	-	-	-	-	-	-	-	-	-	-	-	-	-	-	-	-
SAINT MARY'S	12/22/18	3	0-0	.000	0-0	.000	0-0	.000	0	0	0	0.0	1	0	0	0	1	0	0.0	
WISCONSIN	12/29/18	2	0-1	.000	0-1	.000	0-0	.000	0	0	0.0	0	0	0	0	0	0	0	0.0	
at Charlotte	01/03/19	16	1-5	.200	1-5	.200	0-0	.000	0	1	1	0.3	1	1	2	0	1	3	1.0	
at ODU	1/5/19	2	0-0	.000	0-0	.000	0-0	.000	0	0	0	0.3	0	0	0	0	0	0	0.8	
at Marshall	1/12/19		dnp	-	-	-	-	-	-	-	-	-	-	-	-	-	-	-	-	
FIU	01/17/19		dnp	-	-	-	-	-	-	-	-	-	-	-	-	-	-	-	-	
FLORIDA ATLANTIC	01/19/19		dnp	-	-	-	-	-	-	-	-	-	-	-	-	-	-	-	-	
MARSHALL	01/21/19		dnp	-	-	-	-	-	-	-	-	-	-	-	-	-	-	-	-	
at Southern Miss	01/24/19		dnp	-	-	-	-	-	-	-	-	-	-	-	-	-	-	-	-	
at Louisiana Tech	1/26/19		dnp	-	-	-	-	-	-	-	-	-	-	-	-	-	-	-	-	
UTSA	01/31/19		dnp	-	-	-	-	-	-	-	-	-	-	-	-	-	-	-	-	
UTEP	02/02/19		dnp	-	-	-	-	-	-	-	-	-	-	-	-	-	-	-	-	
at Rice	2/7/19		dnp	-	-	-	-	-	-	-	-	-	-	-	-	-	-	-	-	
MIDDLE TENNESSEE	02/14/19		dnp	-	-	-	-	-	-	-	-	-	-	-	-	-	-	-	-	
UAB	02/16/19		dnp	-	-	-	-	-	-	-	-	-	-	-	-	-	-	-	-	
at ODU	2/23/19		dnp	-	-	-	-	-	-	-	-	-	-	-	-	-	-	-	-	
at UAB	02/28/19		dnp	-	-	-	-	-	-	-	-	-	-	-	-	-	-	-	-	
SOUTHERN MISS	03/03/19		dnp	-	-	-	-	-	-	-	-	-	-	-	-	-	-	-	-	
UTSA	03/06/19		dnp	-	-	-	-	-	-	-	-	-	-	-	-	-	-	-	-	
vs North Texas	03/14/19		dnp	-	-	-	-	-	-	-	-	-	-	-	-	-	-	-	-	
vs Southern Miss	03/15/19		dnp	-	-	-	-	-	-	-	-	-	-	-	-	-	-	-	-	
vs ODU	03/16/19		dnp	-	-	-	-	-	-	-	-	-	-	-	-	-	-	-	-	
Totals		0	23	1-6	.167	1-6	.167	0-0	.000	0	1	1	0.3	2	1	2	0	2	3	0.8



2018-19 REVIEW

RECORD	OVERALL	HOME	AWAY	NEUTRAL
ALL GAMES	20-14	10-4	6-8	4-2
CONFERENCE	11-7	6-3	5-4	0-0
NON-CONFERENCE	9-7	4-1	1-4	4-2

TEAM STATISTICS

	WKU	OPP
SCORING	2,429	2,355
Points per game	71.4	69.3
Scoring margin	+2.2	-
FIELD GOALS-ATT	853-1,910	855-2,040
Field goal pct	.447	.419
3 POINT FG-ATT	199-608	287-832
3-point FG pct	.327	.345
3-pt FG made per game	5.9	8.4
FREE THROWS-ATT	524-724	358-522
Free throw pct	.724	.686
F-Throws made per game	15.4	10.5
REBOUNDS	1,255	1,176
Rebounds per game	36.9	34.6
Rebounding margin	+2.3	-
ASSISTS	417	445
Assists per game	12.3	13.1
TURNOVERS	466	439
Turnovers per game	13.7	12.9
Turnover margin	-0.8	-
Assist/turnover ratio	0.9	1.0
STEALS	235	201
Steals per game	6.9	5.9
BLOCKS	174	125
Blocks per game	5.1	3.7
ATTENDANCE	81,327	93,723
Home games-Avg/Game	14-5,809	14-5,477
Neutral site-Avg/Game	-	6-2,842

SCORE	1st	2nd	OT	2OT	Total
WKU	1,147	1,235	35	12	2,429
Opponents	1,074	1,244	32	5	2,355

RESULTS

Date	Opponent	Score	Att.
11/06/18	at Washington (25/24)	L 55-73	5,721
11/10/18	UT MARTIN	W 86-71	5,815
! 11/15/18	vs. Valparaiso	W 83-71	3,620
! 11/16/18	vs. West Virginia (RV/13)	W 63-57	3,370
! 11/18/18	vs. UCF	L 62-78	3,018
11/24/18	at Indiana State	L 54-63	3,032
12/01/18	TENNESSEE STATE	W 88-74	6,071
12/05/18	at Missouri State	L 78-84	4,893
12/08/18	at Arkansas	W 78-77	14,488
12/16/18	TROY	L 81-87	5,285
12/19/18	at Belmont	L 74-80	4,124
12/22/18	SAINT MARY'S	W 71-68	5,026
12/29/18	WISCONSIN (15/16)	W 83-76	7,614
* 01/03/19	at Charlotte	W 68-50	3,019
* 01/05/19	at Old Dominion	L 66-69	6,928
* 01/12/19	at Marshall	L 69-70	7,687
* 01/17/19	FIU	L 76-77	5,102
* 01/19/19	FLORIDA ATLANTIC	W 72-66	4,963
* 01/21/19	MARSHALL	W 68-59	6,369
* 01/24/19	at Southern Miss	W 66-63	2,568
* 01/26/19	at Louisiana Tech	L 50-62	3,917
* 01/31/19	UTSA	W ot 96-88	4,983
* 02/02/19	UTEP	W 76-59	6,397
* 02/07/19	at Rice	W 2ot 92-85	1,757
* 02/09/19	at North Texas	W 62-59	8,195
* 02/14/19	MIDDLE TENNESSEE	W 71-63	6,044
* 02/16/19	UAB	L 60-68	6,839
* 02/23/19	at Old Dominion	L 63-67	7,324
* 02/28/19	at UAB	W 73-67	3,021
* 03/03/19	SOUTHERN MISS	W 76-71	5,408
* 03/06/19	UTSA	L ot 76-81	5,411
# 03/14/19	vs. North Texas	W 67-51	4,024
# 03/15/19	vs. Southern Miss	W 70-59	N/A
# 03/16/19	vs. Old Dominion	L 56-62	3,017

* = Conference USA game

! = 2018 Myrtle Beach Invitational (Myrtle Beach, S.C.)

= 2019 Conference USA Tournament (Frisco, Texas)

SUMMARY

##	Player	GP	GS	Min	FG%	3PT%	FT%	R/G	A/G	Stl	Blk	Pts/G
23	Bassey, Charles	34	34	31.4	.627	.450	.769	10.0	0.7	27	81	14.6
11	Hollingsworth, T.	34	34	36.8	.418	.318	.771	4.4	2.2	41	8	14.4
02	Savage, Jared	34	34	35.7	.364	.360	.818	4.8	1.2	33	14	12.2
04	Anderson, Josh	34	28	29.9	.472	.288	.710	4.1	1.7	59	23	12.1
13	x-Murray, Desean	8	6	20.4	.439	.429	.767	4.5	1.6	6	3	9.5
01	Bearden, Lamonte	23	15	29.0	.417	.386	.694	2.4	4.5	31	6	9.2
20	Banton, Dalano	31	12	15.1	.402	.216	.559	3.0	2.1	14	16	3.4
00	Smith, Tolu	34	0	10.1	.583	.000	.571	2.6	0.2	3	10	3.3
14	Nelson, Marek	18	7	13.7	.364	.375	.650	1.8	0.4	11	7	2.7
21	Ohmer, Jake	28	0	10.9	.246	.277	.667	0.5	0.5	6	1	1.6
05	Horton, Matt	10	0	4.2	1.000	.000	.417	1.0	0.0	1	3	1.1
10	Gambrell, Jeremiah	4	0	5.8	.167	.167	.000	0.3	0.3	2	0	0.8
12	Diagne, Moustapha	13	0	7.4	.118	.091	.000	1.4	0.2	1	2	0.4
	Total.....	34			.447	.327	.724	36.9	12.3	235	174	71.4
	Opponents.....	34			.419	.345	.686	34.6	13.1	201	125	69.3

SCORING

Player	GP	FG	FGA	FG%	3FG	FGA	3PT%	FT	FTA	FT%	Pts	Pts/G
Bassey, Charles	34	188	300	.627	9	20	.450	110	143	.769	495	14.6
Hollingsworth, T.	34	175	419	.418	49	154	.318	91	118	.771	490	14.4
Savage, Jared	34	127	349	.364	80	222	.360	81	99	.818	415	12.2
Anderson, Josh	34	152	322	.472	15	52	.288	93	131	.710	412	12.1
x-Murray, Desean	8	25	57	.439	3	7	.429	23	30	.767	76	9.5
Bearden Lamonte	23	68	163	.417	17	44	.386	59	85	.694	212	9.2
Banton, Dalano	31	39	97	.402	8	37	.216	19	34	.559	105	3.4
Smith, Tolu	34	42	72	.583	0	0	.000	28	49	.571	112	3.3
Nelson, Marek	18	16	44	.364	3	8	.375	13	20	.650	48	2.7
Ohmer, Jake	28	15	61	.246	13	47	.277	2	3	.667	45	1.6
Horton, Matt	10	3	3	1.000	0	0	.000	5	12	.417	11	1.1
Gambrell, Jeremiah	4	1	6	.167	1	6	.167	0	0	.000	3	0.8
Diagne, Moustapha	13	2	17	.118	1	11	.091	0	0	.000	5	0.4
Total.....	34	853	1910	.447	199	608	.327	524	724	.724	2429	71.4
Opponents.....	34	855	2040	.419	287	832	.345	358	522	.686	2355	69.3

TOTALS

Player	GP	Min	OREB	DREB	Tot	PF	FO	A	TO	A/TO	High Pts
Bassey, Charles	34	1067	99	241	340	88	1	24	97	0.3	25
Hollingsworth, T.	34	1251	35	115	150	49	0	76	72	1.1	24
Savage, Jared	34	1213	16	147	163	86	2	42	43	1.0	25
Anderson, Josh	34	1015	39	102	141	93	5	59	74	0.8	25
x-Murray, Desean	8	163	17	19	36	18	1	13	10	1.3	18
Bearden, Lamonte	23	668	16	40	56	37	0	104	37	2.8	22
Banton, Dalano	31	469	16	76	92	27	0	65	52	1.3	11
Smith, Tolu	34	344	30	59	89	52	0	8	35	0.2	9
Nelson, Marek	18	246	13	20	33	31	0	8	13	0.6	10
Ohmer, Jake	28	305	3	12	15	25	0	15	8	1.9	11
Horton, Matt	10	42	2	8	10	12	0	0	4	0.0	4
Gambrell, Jeremiah	4	23	0	1	1	2	0	1	2	0.5	3
Diagne, Moustapha	13	96	5	13	18	8	0	2	0	99.0	3
Total.....	34	6902	345	910	1255	529	9	417	466	0.9	96
Opponents.....	34	6902	355	821	1176	617	-	445	439	1.0	88

GENERAL

HILITOPPERS

2018-19 REVIEW

HISTORY

UNIVERSITY

OPPONENTS

RECORD	OVERALL	HOME	AWAY	NEUTRAL
ALL GAMES	20-14	10-4	6-8	4-2
CONFERENCE	11-7	6-3	5-4	0-0
NON-CONFERENCE	9-7	4-1	1-4	4-2

GAME-BY-GAME

Date	Opponent	Score	Attend	High Points	High Rebounds
11/06/18	at Washington	L, 55-73	5,721	(15) SAVAGE, Jared	(12) BASSEY, Charles
11/10/18	UT MARTIN	W, 86-71	5,815	(22) HOLLINGSWORTH	(9) BASSEY, Charles
11/15/18	!vs. Valparaiso	W, 83-71	3,620	(25) SAVAGE, Jared	(9) HOLLINGSWORTH, T.
11/16/18	!vs. West Virginia	W, 63-57	3,370	(13) BASSEY, Charles (13) HOLLINGSWORTH, T.	(15) BASSEY, Charles
11/18/18	!vs. UCF	L, 62-78	3,018	(25) BASSEY, Charles	(10) BASSEY, Charles
11/24/18	at Indiana State	L, 54-63	3,032	(16) BASSEY, Charles	(9) SAVAGE, Jared
12/01/18	TENNESSEE STATE	W, 88-74	6,071	(20) SAVAGE, Jared	(8) MURRAY, Desean
12/05/18	at Missouri State	L, 78-84	4,893	(24) HOLLINGSWORTH	(10) BASSEY, Charles
12/08/18	at Arkansas	W, 78-77	14,488	(21) BASSEY, Charles	(9) BASSEY, Charles
12/16/18	TROY	L, 81-87	5,285	(23) SAVAGE, Jared	(12) HOLLINGSWORTH, T.
12/19/18	at Belmont	L, 74-80	4,124	(16) ANDERSON, Josh (16) BASSEY, Charles	(10) BASSEY, Charles
12/22/18	SAINT MARY'S	W, 71-68	5,026	(18) ANDERSON, Josh	(7) BASSEY, Charles
12/29/18	WISCONSIN	W, 83-76	7,614	(22) HOLLINGSWORTH	(13) BANTON, Dalano
01/03/19	*at Charlotte	W, 68-50	3,019	(13) SAVAGE, Jared	(7) HOLLINGSWORTH, T.
1/5/19	*at Old Dominion	L, 66-69	6,928	(19) HOLLINGSWORTH (19) BASSEY, Charles	(12) BASSEY, Charles
1/12/19	*at Marshall	L, 69-70	7,687	(20) HOLLINGSWORTH	(8) BASSEY, Charles
01/17/19	*FIU	L, 76-77	5,102	(19) SAVAGE, Jared	(9) SAVAGE, Jared
01/19/19	*FLORIDA ATLANTIC	W, 72-66	4,963	(24) HOLLINGSWORTH	(11) BASSEY, Charles
01/21/19	*MARSHALL	W, 68-59	6,369	(25) ANDERSON, Josh	(17) BASSEY, Charles
01/24/19	*at Southern Miss	W, 66-63	2,568	(14) BASSEY, Charles (14) SAVAGE, Jared	(17) BASSEY, Charles
1/26/19	*at Louisiana Tech	L, 50-62	3,917	(16) BASSEY, Charles	(9) SMITH, Tolu
01/31/19	*UTSA	W, 96-88(ot)	4,983	(22) BASSEY, Charles (22) BEARDEN, Lamonte	(18) BASSEY, Charles
02/02/19	*UTEP	W, 76-59	6,397	(18) ANDERSON, Josh	(12) BASSEY, Charles
2/7/19	*at Rice	W, 92-85(2ot)	1,757	(24) ANDERSON, Josh	(14) BASSEY, Charles
02/09/19	*at North Texas	W, 62-59	8,195	(18) BASSEY, Charles	(8) SMITH, Tolu
02/14/19	*MIDDLE TENNESSEE	W, 71-63	6,044	(17) ANDERSON, Josh	(11) SAVAGE, Jared
02/16/19	*UAB	L, 60-68	6,839	(23) BASSEY, Charles	(10) BASSEY, Charles
2/23/19	*at Old Dominion	L, 63-67	7,324	(17) HOLLINGSWORTH	(7) ANDERSON, Josh
02/28/19	*at UAB	W, 73-67	3,021	(18) BASSEY, Charles	(13) BASSEY, Charles
03/03/19	*SOUTHERN MISS	W, 76-71	5,408	(21) HOLLINGSWORTH	(7) BASSEY, Charles
03/06/19	*UTSA	L, 76-81(ot)	5,411	(21) BASSEY, Charles	(11) BASSEY, Charles
03/14/19	#vs. North Texas	W, 67-51	4,024	(23) HOLLINGSWORTH	(8) BASSEY, Charles
03/15/19	#vs. Southern Miss	W, 70-59	N/A	(18) ANDERSON, Josh	(14) BASSEY, Charles
03/16/19	#vs. ODU	L, 56-62	3,017	(12) BASSEY, Charles	(10) BASSEY, Charles

ATTENDANCE SUMMARY

	Games	Totals	Avg/Game
Home	14	81,327	5,809
Away	14	76,674	5,477
Neutral	6	17,049	2,842
Total	34	175,050	5,149

(neutral includes games with unreported attendance)

* = Conference USA game

! = 2018 Myrtle Beach Invitational (Myrtle Beach, S.C.)

= 2019 Conference USA Tournament (Frisco, Texas)



Opp.	1st	2nd	Score	Mar	Total FG	FG Pct.	3FG	3FG Pct.	Free Throws	FT Pct.	Rebs.	Mar	Ast.	TO	Block	Steal	Fouls
Washington	36/27	19/46	55-73	(18)	20-53/26-65	.377/.400	5-13/5-25	.385/.200	10-16/16-20	.625/.800	33/39	(6)	15/11	16/8	5/9	3/6	22/22
UT MARTIN	47/37	39/34	86-71	+15	34-65/25-59	.523/.424	5-17/8-25	.294/.320	13-21/13-23	.619/.565	45/32	+13	15/10	13/13	8/3	9/6	19/18
Valparaiso	49/39	34/32	83-71	+12	27-53/24-61	.509/.393	9-17/9-31	.529/.290	20-33/14-18	.606/.778	41/31	+10	13/15	14/12	4/0	8/5	19/24
West Virginia	33/35	30/22	63-57	+6	17-53/18-54	.321/.333	2-9/6-25	.222/.240	27-34/15-19	.794/.789	35/44	(9)	4/11	13/22	5/7	15/7	22/22
UCF	32/28	30/50	62-78	(16)	22-55/28-55	.400/.509	4-12/10-20	.333/.500	14-21/12-24	.667/.500	34/36	(2)	15/20	15/11	4/3	7/7	24/17
Indiana St.	30/32	24/31	54-63	(9)	21-57/23-56	.368/.411	4-18/9-18	.222/.500	8-12/8-13	.667/.615	38/36	+2	8/13	15/13	6/4	6/5	16/18
TENN. STATE	38/33	50/41	88-74	+14	24-48/25-54	.500/.463	4-13/5-18	.308/.278	36-45/19-25	.800/.760	31/31	-	6/12	14/18	7/3	7/4	21/34
Missouri St.	29/28	49/56	78-84	(6)	29-57/33-60	.509/.550	8-15/11-27	.533/.407	12-16/7-9	.750/.778	25/32	(7)	10/15	12/13	3/4	8/5	13/11
Arkansas	33/41	45/36	78-77	+1	29-58/30-69	.500/.435	9-22/8-25	.409/.320	11-17/9-16	.647/.563	37/34	+3	18/10	14/7	8/4	4/6	15/13
TROY	40/43	41/44	81-87	(6)	26-65/33-61	.400/.541	4-18/12-25	.222/.480	25-31/9-12	.806/.750	41/32	+9	11/20	16/15	1/6	11/6	16/20
Belmont	28/42	46/38	74-80	(6)	26-59/30-63	.441/476	3-15/11-25	.200/.440	19-20/9-12	.950/.750	40/30	+10	11/20	16/12	5/3	9/11	13/15
ST. MARY'S	34/27	37/41	71-68	+3	29-50/26-64	.580/.406	6-12/8-17	.500/.471	7-12/8-9	.583/.889	28/34	(6)	12/8	16/14	9/2	7/5	15/16
WISCONSIN	30/34	53/42	83-76	+7	32-58/31-68	.552/.456	6-15/6-21	.400/.286	13-16/8-11	.813/.727	38/31	+7	19/9	13/7	7/1	5/5	14/17
Charlotte	34/25	34/25	68-50	+18	24-48/17-48	.500/.354	12-28/8-26	.429/.308	8-12/8-13	.667/.615	35/23	+12	14/6	11/10	5/0	4/3	13/13
ODU	39/32	27/37	66-69	(3)	24-55/27-66	.436/.409	5-15/8-23	.333/.348	13-17/7-12	.765/.583	37/40	(3)	8/12	13/10	5/5	2/9	15/15
Marshall	42/31	27/39	69-70	(1)	27-56/25-57	.482/.439	5-16/7-26	.313/.269	10-14/13-16	.714/.813	36/28	+8	9/14	18/14	3/6	6/9	19/12
FIU	43/34	33/43	76-77	(1)	28-55/24-56	.509/.429	7-17/5-22	.412/.227	13-24/24-40	.542/.600	36/38	(2)	18/13	18/14	7/6	8/7	22/21
FAU	34/40	38/26	72-66	+6	24-56/24-60	.429/.400	6-21/14-30	.286/.467	18-21/4-7	.857/.571	38/35	+3	13/12	11/15	6/1	10/3	8/19
MARSHALL	24/25	44/34	68-59	+9	23-55/22-62	.418/.355	4-18/8-32	.222/.250	18-22/7-10	.818/.700	47/28	+19	8/9	21/16	5/3	6/11	11/14
So. Miss	34/21	32/42	66-63	+3	26-57/25-61	.456/.410	6-21/8-26	.286/.308	8-16/5-12	.500/.417	39/37	+2	12/17	16/9	1/2	7/10	11/15
La. Tech	28/21	22/41	50-62	(12)	16-43/22-58	.372/.379	4-15/8-23	.267/.348	14-21/10-18	.667/.556	35/36	(1)	11/18	17/9	5/6	5/6	18/19
UTSA	41/39	37/39	96-88	+8	32-72/31-69	.444/.449	10-31/16-31	.323/.516	12-27/10-14	.815/.714	48/33	+15	17/19	6/9	3/2	5/2	14/21
UTEP	34/31	42/28	76-59	+17	27-57/22-61	.474/.361	3-13/6-23	.231/.261	19-29/9-11	.655/.818	41/32	+9	12/10	9/11	3/5	3/1	10/21
Rice	44/42	27/29	92-85	+7	34-78/30-77	.436/.390	10-26/10-31	.385/.323	14-21/15-19	.667/.789	47/50	(3)	17/16	16/17	7/5	9/6	20/17
North Texas	30/15	32/44	62-59	+3	22-51/23-67	.431/343	3-18/7-32	.167/.219	15-17/6-7	.882/.857	38/38	-	9/9	16/12	6/2	7/8	15/17
MTSU	28/32	43/31	71-63	+8	27-57/22-64	.474/344	10-23/8-27	.435/.296	7-11/11-13	.636/.846	30/46	(16)	16/9	9/14	6/2	8/3	9/13
UAB	23/28	37/40	60-68	(8)	24-64/23-49	.375/.469	6-27/8-18	.222/.444	6-9/14-22	.667/.636	32/41	(9)	15/8	8/14	5/1	5/6	17/17
ODU	21/26	42/41	63-67	(4)	26-55/23-58	.473/.397	2-10/9-25	.200/.360	9-12/12-19	.750/.632	32/36	(4)	16/13	16/13	3/8	10/11	14/15
UAB	31/36	42/31	73-67	+6	22-50/26-56	.440/.464	6-18/6-21	.333/.286	23-29/9-13	.793/.692	35/29	+6	10/17	12/10	4/4	6/6	13/20
SO. MISS	37/39	39/32	76-71	+5	26-54/27-52	.481/519	11-23/9-18	.478/.500	13-18/8-11	.822/.727	31/27	+4	8/15	13/12	6/4	7/10	11/18
UTSA	36/36	32/32	76-81	(5)	25-59/27-57	.424/474	7-23/13-27	.304/.481	19-23/14-20	.826/.700	29/37	(8)	14/15	12/21	3/0	9/4	17/20
North Texas	31/16	36/35	67-51	+11	21-54/18-60	.389/300	5-16/5-27	.313/.185	20-28/10-17	.714/.588	42/40	+2	12/14	9/14	9/4	5/2	17/19
So. Miss	27/29	43/30	70-59	+16	21-51/21-55	.412/382	4-15/11-27	.267/.407	24-35/6-8	.686/.750	44/27	+17	11/13	14/16	4/5	7/3	11/23
ODU	27/30	29/32	56-62	(6)	18-52/24-58	.346/414	4-18/5-15	.222/.333	16-24/9-9	.667/1000	37/33	+4	10/12	14/14	6/5	7/3	15/21

WKU/Opponent

GENERAL

HILTTOPPERS

2018-19 REVIEW

HISTORY

UNIVERSITY

OPPONENTS



Opponent	Smith	Bearden	Savage	Anderson	Horton	Gambrell	Hollingsworth	Diagne	Murray	Nelson	Banton	Ohmer	Bassey
at Washington	3-0-0	DNP	15-6-2	0-3-1	2-2-0	DNP	14-4-4	DNP	DNP	10-1-2	0-1-2	0-0-4	11-12-0
UT MARTIN	6-7-0	DNP	16-0-0	7-2-3	2-3-0	DNP	22-7-3	0-0-0	18-7-3	0-3-1	0-1-2	0-2-1	15-9-2
vs. Valparaiso	4-2-0	DNP	25-3-2	9-7-3	0-0-0	DNP	23-9-2	DNP	11-5-3	2-4-1	1-1-0	0-0-1	8-6-1
vs. West Virginia	9-2-1	DNP	11-2-0	12-3-2	DNP	DNP	13-2-0	DNP	5-4-0	0-2-1	0-2-0	0-0-0	13-15-0
vs. UCF	0-2-0	DNP	12-1-2	0-2-5	DNP	DNP	14-2-1	DNP	4-3-1	3-1-0	4-7-4	0-0-1	25-10-1
at Indiana State	0-1-0	DNP	11-9-2	2-2-0	DNP	DNP	9-6-2	DNP	11-1-1	0-2-0	5-6-3	0-0-0	16-8-0
TENNESSEE STATE	6-2-1	DNP	20-3-0	15-1-1	4-3-0	DNP	19-3-3	DNP	17-8-1	2-1-0	0-1-0	DNP	5-7-0
at Missouri State	2-0-0	DNP	3-2-1	12-2-0	DNP	DNP	24-1-4	DNP	10-5-3	2-4-0	8-1-1	DNP	17-10-1
at Arkansas	6-4-0	DNP	20-3-0	3-2-2	DNP	DNP	17-6-6	DNP	0-3-1	6-3-1	5-3-7	DNP	21-9-1
TROY	0-2-0	12-2-5	23-7-2	10-4-0	DNP	DNP	10-12-2	DNP	DNP	4-2-0	4-2-1	DNP	18-9-1
at Belmont	6-3-1	11-1-1	8-6-1	16-6-2	DNP	DNP	4-4-2	DNP	DNP	2-1-1	11-7-1	DNP	16-10-2
SAINT MARY'S	4-2-0	0-1-0	12-5-2	18-0-0	DNP	0-0-0	16-5-3	DNP	DNP	5-1-0	11-4-6	DNP	5-7-1
WISCONSIN	0-0-0	DNP	16-5-0	15-4-0	DNP	0-0-0	22-4-6	DNP	DNP	DNP	8-13-10	3-2-1	19-6-2
at Charlotte	4-3-0	DNP	13-6-2	4-4-3	1-0-0	3-1-1	7-7-2	3-2-0	DNP	DNP	10-4-4	12-2-1	11-5-1
at Old Dominion	2-1-0	0-0-0	8-6-0	17-0-2	DNP	0-0-0	19-4-3	DNP	DNP	DNP	1-7-3	0-1-0	19-12-0
at Marshall	6-3-0	7-3-0	2-7-2	13-7-2	DNP	DNP	20-4-0	DNP	DNP	DNP	5-2-2	0-0-1	16-8-2
FIU	6-3-1	6-2-2	19-9-3	17-6-0	2-1-0	DNP	14-0-3	DNP	DNP	0-0-0	4-7-8	0-0-0	8-7-1
FLA. ATLANTIC	1-1-1	11-3-1	8-4-3	15-6-3	DNP	DNP	24-5-2	0-1-1	DNP	DNP	0-2-2	3-2-0	10-11-0
MARSHALL	0-1-0	5-5-3	6-5-1	25-3-1	DNP	DNP	10-3-0	0-2-0	DNP	DNP	2-2-3	3-2-0	17-17-0
at Southern Miss	0-1-0	10-2-4	14-6-0	11-4-3	DNP	DNP	12-2-1	0-0-0	DNP	DNP	5-7-3	0-0-1	14-17-0
at Louisiana Tech	5-9-1	4-1-5	11-3-1	4-5-1	0-1-0	DNP	7-3-3	0-0-0	DNP	DNP	3-0-0	0-0-0	16-8-0
UTSA	5-5-0	22-2-7	12-3-3	19-6-3	DNP	DNP	11-5-2	DNP	DNP	DNP	2-3-0	3-0-1	22-18-1
UTEP	4-2-0	9-4-7	14-4-0	18-4-2	0-0-0	DNP	6-9-1	DNP	DNP	DNP	3-2-2	5-0-0	17-12-0
at Rice	4-3-0	16-4-11	21-6-3	24-9-1	0-0-0	DNP	10-6-2	DNP	DNP	DNP	4-2-0	3-0-0	10-14-0
at North Texas	4-8-0	8-4-6	7-4-0	7-3-2	0-0-0	DNP	14-7-1	DNP	DNP	DNP	4-2-0	0-0-0	18-7-0
MIDDLE TENN.	2-1-0	11-2-8	16-11-3	17-7-2	DNP	DNP	9-0-2	DNP	DNP	DNP	0-2-0	3-0-0	13-7-1
UAB	4-5-0	7-1-5	5-7-0	15-3-4	DNP	DNP	6-4-4	DNP	DNP	DNP	0-0-1	0-1-1	23-10-0
at Old Dominion	4-1-0	13-2-7	5-1-2	11-7-1	DNP	DNP	17-4-3	0-5-0	DNP	DNP	DNP	0-0-1	13-6-2
at UAB	4-2-0	9-3-3	12-7-3	13-4-1	DNP	DNP	21-4-3	0-1-0	DNP	DNP	0-0-0	0-0-0	18-13-0
SOUTHERN MISS	4-3-0	13-1-4	9-3-0	17-4-2	DNP	DNP	21-5-1	0-0-0	DNP	1-0-0	0-0-0	2-0-1	9-7-0
UTSA	2-1-1	17-1-8	14-6-1	4-0-1	DNP	DNP	10-4-2	0-1-0	DNP	8-4-1	DNP	0-0-0	21-11-0
vs. North Texas	5-5-1	2-4-8	8-5-0	13-7-0	DNP	DNP	23-3-1	2-4-1	DNP	0-2-0	2-0-0	3-2-0	9-8-1
vs. Southern Miss	0-4-0	10-3-4	9-6-1	18-8-3	DNP	DNP	17-2-1	0-2-0	DNP	1-1-0	3-1-0	2-0-0	10-14-2
vs. Old Dominion	0-0-0	9-5-5	10-2-0	11-6-3	DNP	DNP	9-4-1	0-0-0	DNP	2-1-0	DNP	3-1-0	12-10-1

WKU HIGHS

POINTS	96	UTSA
	92	at Rice
	88	TENNESSEE STATE
	86	UT MARTIN
	83	WISCONSIN
	83	vs. Valparaiso
FG MADE	34	at Rice
	34	UT MARTIN
FG ATT.	78	at Rice
	72	UTSA
FG%	.580 (29-50)	SAINT MARY'S
	.552 (32-58)	WISCONSIN
3FG MADE	12	at Charlotte
	11	SOUTHERN MISS
3FG ATT.	31	UTSA
	28	at Charlotte
3FG%	.533 (8-15)	at Missouri State
	.529 (9-17)	vs. Valparaiso
FT MADE	36	TENNESSEE STATE
	27	vs. West Virginia
FT ATT.	45	TENNESSEE STATE
	35	vs. Southern Miss
FT%	.950 (19-20)	at Belmont
	.882 (15-17)	at North Texas
REBOUNDS	48	UTSA
	47	at Rice
	47	MARSHALL
ASSISTS	19	WISCONSIN
	18	FIU
	18	at Arkansas
STEALS	15	vs. West Virginia
	11	TROY
BLK. SHOTS	9	vs. North Texas
	9	SAINT MARY'S
TURNOVERS	21	MARSHALL
	18	FIU
	18	at Marshall
FOULS	24	vs. UCF
	22	FIU
	22	vs. West Virginia
	22	at Washington

OPPONENT HIGHS

POINTS	88	UTSA
	87	TROY
	85	at Rice
	84	at Missouri State
	81	UTSA
FG MADE	33	TROY
	33	at Missouri State
FG ATT.	77	at Rice
	69	UTSA
	69	at Arkansas
FG%	.550 (33-60)	at Missouri State
	.541 (33-61)	TROY
3FG MADE	16	UTSA
	14	FLORIDA ATLANTIC
3FG ATT.	32	at North Texas
	32	MARSHALL
3FG%	.516 (16-31)	UTSA
	.500 (10-20)	vs. UCF
	.500 (9-18)	SOUTHERN MISS
	.500 (9-18)	at Indiana State
FT MADE	24	FIU
	19	TENNESSEE STATE
FT ATT.	40	FIU
	25	TENNESSEE STATE
FT%	1.000 (9-9)	vs. Old Dominion
	.889 (8-9)	SAINT MARY'S
REBOUNDS	50	at Rice
	46	MIDDLE TENNESSEE
ASSISTS	20	at Belmont
	20	TROY
	20	vs. UCF
STEALS	11	at Old Dominion
	11	MARSHALL
	11	at Belmont
BLK. SHOTS	9	at Washington
	8	at Old Dominion
TURNOVERS	22	vs. West Virginia
	21	UTSA
FOULS	34	TENNESSEE STATE
	24	vs. Valparaiso

GENERAL

HILTOPPERS

2018-19 REVIEW

HISTORY

UNIVERSITY

OPPONENTS

WKU LOWS

POINTS	50	at Louisiana Tech
	54	at Indiana State
	55	at Washington
	56	vs. Old Dominion
	60	UAB
FG MADE	16	at Louisiana Tech
	17	vs. West Virginia
FG ATT.	43	at Louisiana Tech
	48	TENNESSEE STATE
	48	at Charlotte
FG%	.321 (17-53)	vs. West Virginia
	.346 (18-52)	vs. Old Dominion
3FG MADE	2	vs. West Virginia
	2	at Old Dominion
3FG ATT.	9	vs. West Virginia
	10	at Old Dominion
3FG%	.167 (3-18)	at North Texas
	.200 (2-10)	at Old Dominion
	.200 (3-15)	at Belmont
FT MADE	6	UAB
	7	SAINT MARY'S
	7	MIDDLE TENNESSEE
FT ATT.	9	UAB
	11	MIDDLE TENNESSEE
FT%	.500 (8-16)	at Southern Miss
	.542 (13-24)	FIU
REBOUNDS	25	at Missouri State
	28	SAINT MARY'S
ASSISTS	4	vs. West Virginia
	6	TENNESSEE STATE
STEALS	2	at Old Dominion
	3	at Washington
	3	UTEP
BLK. SHOTS	1	TROY
	1	at Southern Miss
TURNOVERS	6	UTSA
	8	UAB
FOULS	8	FLORIDA ATLANTIC
	9	MIDDLE TENNESSEE

OPPONENT LOWS

POINTS	50	at Charlotte
	51	vs. North Texas
	57	vs. West Virginia
	59	MARSHALL
	59	UTEP
	59	at North Texas
	59	vs. Southern Miss
FG MADE	17	at Charlotte
	18	vs. West Virginia
	18	vs. North Texas
FG ATT.	48	at Charlotte
	49	UAB
FG%	.300 (18-60)	vs. North Texas
	.333 (18-54)	vs. West Virginia
3FG MADE	5	at Washington
	5	TENNESSEE STATE
	5	FIU
	5	vs. North Texas
	5	vs. Old Dominion
3FG ATT.	15	vs. Old Dominion
	17	SAINT MARY'S
3FG%	.185 (5-27)	vs. North Texas
	.200 (5-25)	at Washington
FT MADE	4	FLORIDA ATLANTIC
	5	at Southern Miss
FT ATT.	7	FLORIDA ATLANTIC
	7	at North Texas
FT%	.417 (5-12)	at Southern Miss
	.500 (12-24)	vs. UCF
REBOUNDS	23	at Charlotte
	27	SOUTHERN MISS
	27	vs. Southern Miss
ASSISTS	6	at Charlotte
	8	SAINT MARY'S
	8	UAB
STEALS	1	UTEP
	2	UTSA
	2	vs. North Texas
BLK. SHOTS	0	vs. Valparaiso
	0	at Charlotte
	0	UTSA
TURNOVERS	7	at Arkansas
	7	WISCONSIN
FOULS	11	at Missouri State
	12	at Marshall

GAME 1

#25/24 Washington 73, WKU 55
Nov. 6, 2018 - (Alaska Airlines Arena)

SEATTLE, Wash. — WKU led No. 25/24 Washington by nine points at halftime, but couldn't sustain the lead on the road in a 73-55 loss to open the season.

The Hilltoppers finished the first half on a 20-2 run, including the final 17 points of the frame, to make it 36-27 WKU at the break.

But Washington opened the second half with a 13-0 run, then outscored WKU 15-2 later to pull away for good.

Redshirt junior guard/forward Jared Savage led the Hilltoppers with 15 points and six rebounds, while sophomore guard Taveion Hollingsworth added 14 points and four assists. Both played a full 40 minutes.

Freshman center Charles Bassey notched a double-double with 11 points and 12 rebounds in his college debut, and sophomore forward Marek Nelson also chipped in 10 points.

WKU shot 48 percent in the first half and 28.6 percent in the second half. On the other side, Washington shot 29.7 percent in the first half but caught fire at 53.6 percent after halftime.

Noah Dickerson paced Washington with 18 points. The Huskies recorded nine blocks as a team, six of them by Matisse Thybulle.

GAME 2

WKU 86, UT Martin 71
Nov. 10, 2018 - (E.A. Diddle Arena)

BOWLING GREEN, Ky. — WKU got into the win column for the first time, pushing past UT Martin 86-71 in the home opener at E.A. Diddle Arena.

The Hilltoppers scored 50 points in the paint and outrebounded UT Martin 45-32, shooting 52.3 percent from the field in front of a crowd of 5,815 fans, the largest attendance for a home opener since 2007.

Sophomore guard Taveion Hollingsworth led four WKU players in double figures scoring with 22 points, seven rebounds, three assists and three steals.

Redshirt junior guard/forward Jared Savage scored 16 points, and freshman center Charles Bassey contributed 15 points, nine rebounds, four blocks and two assists.

UT Martin led by as much as seven in the first half, and it was still up 26-22 when WKU rattled off a 23-5 run to seize control. That made it 45-31 with 2:02 left in the half after a putback by junior forward Matt Horton.

The Skyhawks trimmed their deficit to 58-51 with 13:42 left in the game, but WKU went on another 11-2 run, capped by a fast-break dunk by Savage.

Kevin Little and Delfinco Bogan each had 18 points to lead UT Martin.



Official Basketball Box Score - Game Totals - Final Statistics
WKU vs Washington
 11/06/18 7:30 pm at



WKU 55 • 0-1

#	Player	Total			3-Ptr			Rebounds			PF	TP	A	TO	Bk	Stl	Min
		FG	FGA	FT	FTA	FG	FGA	FT	FTA	Off							
02	SAVAGE, Jared	f	4-12	3-7	4-5	0	6	6	2	15	2	1	0	0	0	40	
14	NELSON, Marek	f	4-6	0-0	2-3	0	1	1	3	10	2	3	1	0	0	24	
23	BASSEY, Charles	c	5-9	0-0	1-4	3	9	12	5	11	0	1	2	2	28		
11	HOLLINGSWORTH, T.	g	6-15	2-4	0-0	0	4	4	1	14	4	3	0	1	40		
20	BANTON, Dalano	g	0-4	0-0	1-2	0	0	1	3	0	2	2	0	0	12		
00	SMITH, Tolu	g	1-1	0-0	1-2	0	0	0	1	3	0	0	0	0	5		
04	ANDERSON, Josh	g	0-3	0-0	0-0	1	2	3	5	0	1	4	1	0	13		
05	HORTON, Matt	g	0-0	0-0	2-2	0	2	2	2	0	1	1	0	0	7		
21	CHMER, Jake	g	0-3	0-1	0-0	0	0	0	0	4	0	0	0	0	31		
	Team					3	1	4							1		
Totals			20-53	5-13	10-16	7	26	33	22	55	15	16	5	3	200		

FG % 1st Half: 12-25 48.0% 2nd half: 8-28 28.6% Game: 20-53 37.7% Deadball Rebounds: 3
 3FG % 1st Half: 5-10 50.0% 2nd half: 0-3 0.0% Game: 5-13 38.5%
 FT % 1st Half: 7-11 63.6% 2nd half: 3-5 60.0% Game: 10-16 62.5%

Washington 73 • 2-0

#	Player	Total			3-Ptr			Rebounds			PF	TP	A	TO	Bk	Stl	Min
		FG	FGA	FT	FTA	FG	FGA	FT	FTA	Off							
04	Matisse Thybulle	f	3-10	1-6	2-2	1	5	6	4	9	0	1	6	1	29		
15	Noah Dickerson	f	6-8	0-0	6-8	1	5	6	4	18	0	2	0	23			
33	Sam Timmins	f	2-5	0-0	0-0	5	1	6	2	4	0	2	0	1	38		
01	David Crisp	g	4-12	2-6	3-4	0	3	3	2	13	7	1	0	26			
05	Jaylen Nowell	g	7-15	1-3	2-2	0	3	3	17	3	0	0	0	36			
11	Nahshai Carter	g	2-7	0-4	0-0	1	0	1	4	0	0	0	0	11			
13	Hameir Wright	g	1-2	0-1	0-0	1	2	3	2	1	1	1	0	17			
14	Bryan Penn-Johnson	g	0-1	0-0	0-0	1	1	1	1	0	0	0	0	3			
22	Dominic Green	g	1-5	1-5	3-4	0	4	1	6	0	0	0	1	27			
	Team					3	3	6						1			
Totals			26-65	5-25	16-20	12	27	39	22	73	11	8	9	6	200		

FG % 1st Half: 11-37 29.7% 2nd half: 15-28 53.6% Game: 26-65 40.0% Deadball Rebounds: 4-1
 3FG % 1st Half: 2-8 25.0% 2nd half: 3-7 42.9% Game: 5-25 20.0%
 FT % 1st Half: 3-4 75.0% 2nd half: 13-16 81.3% Game: 16-20 80.0%

Officials: Technical fouls: WKU-None. Washington-None.
 Attendance: 5721
 2018-19 Men's Basketball. Round: 0. Washington vs Western Ky.. Played at .

Score by periods	1st	2nd	Total	Points	In	Off	2nd	Fast	Break	Bench
WKU	36	19	55	55	4	1	7	2		
Washington	27	46	73	73	34	17	13	12		

Last FG - WKU 2nd-03:18, WASH 2nd-02:42.
 Largest lead - WKU by 9 1st-00:26, WASH by 18 2nd-00:21.
 WKU led for 07:04, WASH led for 27:04. Game was tied for 05:22.
 Score tied - 8 times.
 Lead changed - 6 times.



Official Basketball Box Score - Game Totals - Final Statistics
UT Martin vs WKU
 11/10/18 6 p.m. CT at Bowling Green, Ky. (E.A. Diddle Arena)



UT Martin 71 • 1-1

#	Player	Total			3-Ptr			Rebounds			PF	TP	A	TO	Bk	Stl	Min
		FG	FGA	FT	FTA	FG	FGA	FT	FTA	Off							
22	DOVE, Quintin	f	0-1	0-0	0-0	0	2	2	2	0	1	0	1	1	11		
30	GILL, Jaalen	c	1-2	0-0	0-0	0	2	3	2	0	1	0	0	0	7		
03	LITTLE, Kevin	f	5-18	4-11	4-5	0	0	0	1	18	5	1	0	0	39		
04	HEWITT, Parrish	g	1-5	0-2	0-0	0	1	1	2	0	0	0	0	0	15		
05	HAWTHORNE, JR., Dere	g	7-13	1-4	2-5	2	2	4	4	17	0	5	0	1	33		
02	HENDERSON, JR., Char	g	0-0	0-0	0-0	0	0	0	0	0	0	0	0	0	2		
11	BOGAN, Delfinco	g	5-9	2-5	6-6	1	4	5	0	18	4	1	2	30			
12	LEWIS, Fatodd	g	2-6	1-3	0-1	1	3	4	3	5	0	2	1	1	32		
35	SANOE, Minkeke	g	0-0	0-0	0-0	0	0	0	0	1	0	0	0	0	2		
42	JOYNER, Jeremy	g	4-5	0-0	1-6	3	5	8	3	9	0	2	1	1	29		
	Team					4	2	6							1		
Totals			25-59	8-25	13-23	11	21	32	18	71	10	13	3	6	200		

FG % 1st Half: 13-30 43.3% 2nd half: 12-29 41.4% Game: 25-59 42.4% Deadball Rebounds: 3
 3FG % 1st Half: 5-16 31.3% 2nd half: 3-9 33.3% Game: 8-25 32.0%
 FT % 1st Half: 6-10 60.0% 2nd half: 7-13 53.8% Game: 13-23 56.5%

WKU 86 • 1-1

#	Player	Total			3-Ptr			Rebounds			PF	TP	A	TO	Bk	Stl	Min
		FG	FGA	FT	FTA	FG	FGA	FT	FTA	Off							
14	NELSON, Marek	f	0-4	0-0	0-2	1	2	3	4	0	1	0	1	1	22		
23	BASSEY, Charles	c	5-7	0-0	5-5	4	5	8	3	12	0	4	1	23			
02	SAVAGE, Jared	g	6-13	2-8	2-2	0	0	0	2	16	0	0	0	32			
04	ANDERSON, Josh	g	3-4	1-1	0-0	0	2	2	3	7	3	4	1	21			
11	HOLLINGSWORTH, T.	g	8-13	2-4	4-4	3	4	7	0	22	3	2	1	32			
00	SMITH, Tolu	g	3-3	0-0	0-2	0	7	7	3	6	0	0	0	12			
05	HORTON, Matt	g	1-1	0-0	2-2	1	2	3	2	0	0	0	0	5			
12	DIANGE, Moustapha	g	0-1	0-1	0-0	0	0	0	0	0	0	0	0	2			
13	MURRAY, Dessan	g	8-14	0-1	2-4	2	5	7	2	18	3	2	1	32			
20	BANTON, Dalano	g	0-2	0-1	0-0	0	1	1	0	2	1	0	1	16			
21	CHMER, Jake	g	0-3	0-1	0-0	1	1	2	0	1	1	0	0	13			
	Team					3	1	3						1			
Totals			34-65	5-17	13-21	15	30	45	19	86	15	13	8	9	200		

FG % 1st Half: 18-32 56.3% 2nd half: 16-33 48.5% Game: 34-65 52.3% Deadball Rebounds: 3
 3FG % 1st Half: 2-6 33.3% 2nd half: 3-11 27.3% Game: 5-17 29.4%
 FT % 1st Half: 9-12 75.0% 2nd half: 4-9 44.4% Game: 13-21 61.9%

Officials: Todd Austin, James Hicks, Gary Maxwell
 Technical fouls: UT Martin-GILL, Jaalen; LITTLE, Kevin. WKU-SAVAGE, Jared.
 Attendance: 5815

UT score	1st	2nd	Total	Points	In	Off	2nd	Fast	Break	Bench
WKU	37	34	71	71	4	1	7	2		
UT Martin	47	39	86	86	32	16	9	7		
WKU	50	12	17	17	26					

Last FG - UTM 2nd-00:43, WKU 2nd-02:07.
 Largest lead - UTM by 8 1st-14:06, WKU by 18 2nd-02:07.
 UTM led for 08:30, WKU led for 29:20. Game was tied for 01:38.
 Score tied - 2 times.
 Lead changed - 4 times.

GAME 3

WKU 83, Valparaiso 71
Nov. 15, 2018 - (HTC Center)

CONWAY, S.C. — WKU was tested throughout its Myrtle Beach Invitational opener by Valparaiso, before pulling away in the final minutes for an 83-71 victory.

The Hilltoppers got 48 combined points from redshirt junior guard/forward Jared Savage and sophomore guard Taveion Hollingsworth and outrebounded the Crusaders 41-31.

Savage finished the game with a career-high 25 points and five made 3-pointers, while Hollingsworth added 23 points, a career-high nine rebounds and three steals.

Valparaiso led early and the game was tied at 25-25, but Savage scored 11 points during a 13-4 WKU burst that made it 38-29 with 4:15 left in the first half.

The Hilltoppers led 49-39 at the break, but the Crusaders trimmed their deficit to 60-56 with 12:03 remaining.

WKU answered with an 11-3 run, and Savage provided the dagger with his final 3 at the 3:05 mark to make it 77-65.

Freshman center Charles Bassey had eight points, six boards and three blocks. The Hilltoppers shot 50.9 percent from the field and made 20 of 33 free throws.

Markus Golder paced Valparaiso with 15 points.

GAME 4

WKU 63, RV/#13 West Virginia 57
Nov. 16, 2018 - (HTC Center)

CONWAY, S.C. — WKU went blow for blow in a gritty matchup with RV/No. 13 West Virginia, then made enough plays down the stretch to pull out a 63-57 win in the semifinals of the Myrtle Beach Invitational.

Sophomore guard Taveion Hollingsworth and freshman center Charles Bassey each had 13 points to lead WKU. Going against First-Team All-Big 12 center Sagaba Konate, Bassey stood tall with a career-high 15 rebounds and 7-of-8 made free throws.

West Virginia led most of the first half, but WKU freshman forward Tolu Smith scored the final four points of the half to trim the Mountaineers' lead to just two at 35-33.

With WVU still leading 51-50 with 6:21 to play, the Hilltoppers rattled off seven straight points to build a cushion.

The Mountaineers tied it back up at 57-57, but WKU sophomore guard Josh Anderson found graduate senior forward Desean Murray for a dunk with 1:02 remaining, and the Hilltoppers never gave up the lead again.

The Hilltoppers forced the Mountaineers into 22 turnovers with 15 steals, converting those miscues into 20 points. Esa Ahmad paced West Virginia with 12 points.

Official Basketball Box Score — Game Totals — Final Statistics
Valparaiso vs Western Ky.
11/15/18 5:00 pm at HTC Center (Conway, SC)

Valparaiso 71 - 1-1

#	Player	Total			3-Pr			Rebounds			PF	TP	A	TO	Bk	Stl	Min
		FG	FGA	FT	FTA	FG	FGA	FT	FTA	Off							
21	SMITH, Derek	c	2-5	0-0	0-0	1	1	2	5	4	0	0	0	0	0	8	
00	FREEMAN, JAVON	g	4-9	2-6	0-0	0	1	1	4	10	2	0	2	2	25		
00	LAVENDER, DELON	g	1-3	1-1	5-6	0	2	2	1	8	7	4	0	1	31		
04	EVELYN, BAKARI	g	2-15	3-8	0-0	2	2	4	3	11	4	3	0	0	29		
35	FAZEKAS, RYAN	g	5-14	2-10	2-3	0	4	4	3	14	1	0	0	0	29		
00	SACKEY, DANIEL	g	0-2	0-2	0-0	0	0	0	0	0	1	0	0	0	7		
05	GOLDER, MARKUS	g	5-7	0-2	5-6	5	3	8	1	15	1	0	0	1	31		
33	MCKILLEN, MIAKEE	g	2-5	1-2	2-2	2	1	4	0	0	0	0	0	0	25		
33	KISER, JOHN	g	1-1	0-0	0-1	1	2	3	2	2	0	1	0	1	15		
Team						2	3	5							1		
Totals			24-61	9-31	14-18	13	18	31	24	71	15	12	0	0	51	200	

FG % 1st Half: 14-31 45.2% 2nd half: 10-30 33.3% Game: 24-61 39.3% Deadsbl Rebounds
3FG % 1st Half: 5-17 29.4% 2nd half: 4-14 28.6% Game: 9-31 29.0% 1
FT % 1st Half: 6-8 75.0% 2nd half: 8-10 80.0% Game: 14-18 77.8% 1

Western Ky. 83 - 2-1

#	Player	Total			3-Pr			Rebounds			PF	TP	A	TO	Bk	Stl	Min
		FG	FGA	FT	FTA	FG	FGA	FT	FTA	Off							
02	SAVAGE, Jared	g	6-11	5-9	8-10	2	1	3	2	25	2	0	0	0	1	37	
13	MURRAY, Desean	g	3-8	0-0	5-5	4	1	5	1	11	3	2	0	1	26		
20	BASSEY, Charles	g	2-4	0-0	4-8	2	4	6	3	8	1	4	3	0	26		
04	ANDERSON, Josh	g	4-8	1-1	0-2	2	7	9	2	9	3	3	1	3	30		
11	HOLLINGSWORTH, T.	g	9-16	3-5	2-5	2	7	9	2	23	2	1	0	3	37		
09	SMITH, Tolu	g	2-3	0-0	0-0	0	2	2	4	0	2	0	0	0	12		
05	HORTON, Matt	g	0-0	0-0	0-0	0	0	0	0	0	0	0	0	0	2		
14	NELSON, Marek	g	1-1	0-0	0-1	1	3	4	3	2	1	0	0	0	14		
20	BANTON, Dalano	g	0-0	0-0	1-2	0	1	1	2	1	0	1	0	0	10		
21	OHMER, Jake	g	0-2	0-0	0-0	0	0	0	0	1	0	0	0	0	6		
Team						1	3	4							1		
Totals			27-53	9-17	20-33	14	27	41	19	83	13	14	4	8	200		

FG % 1st Half: 15-27 55.6% 2nd half: 12-26 46.2% Game: 27-53 50.9% Deadsbl Rebounds
3FG % 1st Half: 6-10 60.0% 2nd half: 3-7 42.9% Game: 9-17 52.9% 7
FT % 1st Half: 7-10 70.0% 2nd half: 7-13 53.8% Game: 20-33 60.6% 7

Officials: Gerry Pollard, Kelly Self, Barry Mathis
Technical fouls: Valparaiso-None; Western Ky-None.
Attendance: 3630
2018-19 Men's Basketball: Round 0, Valparaiso vs Western Ky.: Played at:

Score by periods	1st			2nd			Total		
	WKU	VP	WT	WKU	VP	WT	WKU	VP	WT
Western Ky.	49	34	83						

In Off 2nd Fast
Points Paint T/O Chance Break Bench
WKU 26 12 14 11 24
WKU 34 16 19 15 7

Score led - 5 times.
Lead changed - 8 times.

Last FG - WKU 2nd-02:25. WKU 2nd-01:40.
Largest lead - WKU by 5 1st 16:43. WKU by 14 2nd-01:40.
WKU led for 07:07. WKU led for 31:37. Game was tied for 01:16.

Official Basketball Box Score — Game Totals — Final Statistics
WKU vs West Virginia
11/16/18 9:00 PM ET at HTC Center (Conway, SC)

WKU 63 • 3-1

#	Player	Total			3-Pr			Rebounds			PF	TP	A	TO	Bk	Stl	Min
		FG	FGA	FT	FTA	FG	FGA	FT	FTA	Off							
02	SAVAGE, Jared	g	3-10	2-4	3-3	0	2	2	4	11	0	1	0	4	38		
04	ANDERSON, Josh	g	4-12	0-1	4-4	1	2	3	2	12	2	3	1	4	32		
11	HOLLINGSWORTH, T.	g	3-11	0-3	7-8	1	1	2	0	13	0	3	1	4	38		
13	MURRAY, Desean	g	1-3	0-0	3-7	1	3	4	5	0	0	1	0	16			
20	BASSEY, Charles	g	3-7	0-1	7-8	4	11	15	4	13	0	3	1	21			
00	SMITH, Tolu	g	3-7	0-0	3-3	1	1	2	9	1	0	0	0	9			
14	NELSON, Marek	g	0-2	0-0	0-0	2	0	2	4	0	1	0	0	17			
20	BANTON, Dalano	g	0-1	0-0	0-0	2	2	2	1	0	0	2	1	0			
21	OHMER, Jake	g	0-0	0-0	0-1	0	0	0	1	0	0	0	0	8			
Team						2	3	3						1			
Totals			17-53	2-9	27-34	12	23	35	22	63	4	13	5	15	200		

FG % 1st Half: 8-26 30.8% 2nd half: 9-27 33.3% Game: 17-53 32.1% Deadsbl Rebounds
3FG % 1st Half: 2-5 40.0% 2nd half: 4-0 0.0% Game: 2-9 22.2% 2
FT % 1st Half: 15-17 88.2% 2nd half: 12-17 70.6% Game: 27-34 79.4% 2

West Virginia 57 • 1-2

#	Player	Total			3-Pr			Rebounds			PF	TP	A	TO	Bk	Stl	Min
		FG	FGA	FT	FTA	FG	FGA	FT	FTA	Off							
03	JAMES BOLDEN	g	4-11	2-0	0-0	1	3	4	5	10	3	5	1	0	22		
14	CHASE HARLER	g	4-7	1-2	0-0	1	3	3	0	9	2	2	0	1	33		
15	LAMONT WEST	g	1-6	1-6	4-4	0	6	6	3	7	0	2	1	23			
23	ESA AHMAD	g	4-13	0-3	4-5	3	2	5	2	12	1	4	1	34			
50	SAGABA KONATE	g	1-6	0-3	3-4	1	5	6	4	5	1	1	3	26			
02	BRANDON KNAPPER	g	1-3	1-2	0-0	0	2	2	3	2	2	0	1	14			
05	JORDAN MCCABE	g	1-2	1-2	0-0	0	0	0	3	0	2	0	0	5			
10	JERMAINE HALEY	g	1-1	0-0	1-2	0	1	1	1	3	0	1	0	8			
12	ANDREW GORDON	g	1-2	0-0	0-0	1	0	1	1	2	0	1	0	3			
21	WESLEY HARRIS	g	0-2	0-2	1-2	0	4	2	1	2	2	0	1	22			
31	LOGAN ROUTH	g	0-1	0-0	2-2	2	1	3	2	2	2	0	0	10			
Team						6	3	9									
Totals			18-54	6-25	15-19	15	29	44	22	57	11	22	7	200			

FG % 1st Half: 11-25 44.0% 2nd half: 7-29 24.1% Game: 18-54 33.3% Deadsbl Rebounds
3FG % 1st Half: 3-9 33.3% 2nd half: 3-16 18.8% Game: 6-25 24.0%
FT % 1st Half: 10-13 76.9% 2nd half: 5-6 83.3% Game: 15-19 78.9% 2

Officials: Pat Adams, Ron Groover, Bret Smith
Technical fouls: WKU-None; West Virginia-None.
Attendance: 3370
Game 8 of the Myrtle Beach Invitational

Score by periods	1st			2nd			Total		
	WKU	WV	WT	WKU	WV	WT	WKU	WV	WT
West Virginia	35	22	57						

In Off 2nd Fast
Points Paint T/O Chance Break Bench
WKU 26 25 13 6 9
WV 24 10 8 7 14

Score tied - 6 times.
Lead changed - 10 times.

Last FG - WKU 2nd-01:03. WV 2nd-01:41.
Largest lead - WKU by 6 2nd-02:41. WV by 6 1st-17:00.
WKU led for 12:36. WV led for 23:21. Game was tied for 04:02.

GAME 5

UCF 78, WKU 62
Nov. 18, 2018 - (HTC Center)

CONWAY, S.C. — WKU built a sizeable early lead and got a strong night from freshman center Charles Bassey, but a rough start to the second half was the difference in their 78-62 loss to UCF in the championship game of the Myrtle Beach Invitational.

The Hilltoppers led by as much as 11 in the first half and 32-28 at halftime as Bassey caught fire from the start, but UCF seized control with a 17-4 run to open the second half.

WKU was trying to win its first in-season tournament championship since beating No. 4 Kentucky and George Washington in 2001 to claim the NABC Classic title.

Bassey recorded his third double-double with 25 points and 10 rebounds and was named to the all-tournament team. He had 18 points and seven rebounds in the first half, including WKU's first 11 points of the game.

Sophomore guard Taveion Hollingsworth added 14 points, while redshirt junior guard/forward Jared Savage finished with 12.

UCF shot 50.9 percent from the field and outscored WKU 22-9 on points off turnovers.

Aubrey Dawkins paced the Knights with 21 points and was named tournament MVP.



Official Basketball Box Score - Game Totals - Final Statistics
UCF vs WKU
11/18/18 6:30 pm at HTC Center (Conway, SC)



UCF 78 • 4-1

#	Player	Total		3-Ptr		Rebounds		PF	TP	A To	Blk	Stl	Min	
		FG	FGA	FG	FGA	FT	FTA							Off
35	Smith, Collin	r	1-3	0-0	0-0	2	6	8	4	2	0	2	0	17
24	Fall, Takko	c	6-8	0-0	1-9	2	4	6	3	15	2	2	2	25
01	Taylor, B.J.	g	3-11	2-4	5-7	1	0	1	0	13	4	2	0	37
02	Allen, Terrell	g	2-5	0-0	4-6	0	2	2	2	8	7	1	0	35
15	Dawkins, Aubrey	g	8-13	5-9	0-0	0	4	4	3	21	4	0	0	38
04	DeJesus, Ceasar	g	2-3	0-0	0-0	2	2	2	0	4	2	2	0	17
20	Bertz, Frank	g	3-9	3-7	2-2	1	2	3	1	11	1	1	0	18
21	Brown, Chad	g	3-3	0-0	1-4	5	4	6	0	1	1	1	0	13
	Team					4	1	5						
	Totals		28-55	16-28	12-24	11	25	36	17	78	20	11	3	7

FG % 1st Half: 12-27 44.4% 2nd half: 16-28 57.1% Game: 28-55 50.9%
3FG % 1st Half: 3-9 33.3% 2nd half: 7-11 63.6% Game: 10-20 50.0%
FT % 1st Half: 1-6 16.7% 2nd half: 11-18 61.1% Game: 12-24 50.0%

WKU 62 • 2-1

#	Player	Total		3-Ptr		Rebounds		PF	TP	A To	Blk	Stl	Min	
		FG	FGA	FG	FGA	FT	FTA							Off
02	Savage, Jared	r	5-11	2-6	0-0	0	1	1	5	12	2	1	0	36
13	MURRAY, Desean	r	0-1	0-0	4-4	2	1	3	3	4	1	2	0	16
23	BASSEY, Charles	c	10-18	1-1	4-9	5	10	3	25	1	3	1	2	33
04	ANDERSON, Josh	g	0-5	0-1	0-0	0	2	2	4	0	5	2	1	26
11	HOLLINGSWORTH, T.	g	4-13	1-3	5-6	0	2	2	14	1	1	1	0	38
00	SMITH, Tolu	g	0-0	0-0	0-0	2	2	3	0	0	0	0	0	7
14	NELSON, Marek	g	1-3	0-0	1-2	1	0	1	1	3	0	1	1	15
20	BANTON, Dalano	g	2-4	0-1	0-0	0	7	7	3	4	4	3	1	23
21	OHMER, Jake	g	0-0	0-0	0-0	0	0	0	0	1	2	0	0	6
	Team					3	3	6						
	Totals		22-55	4-12	14-21	11	23	34	24	62	15	15	4	7

FG % 1st Half: 13-34 38.2% 2nd half: 9-21 42.9% Game: 22-55 40.0%
3FG % 1st Half: 3-7 42.9% 2nd half: 1-5 20.0% Game: 4-12 33.3%
FT % 1st Half: 3-6 50.0% 2nd half: 11-15 73.3% Game: 14-21 66.7%

Officials: Mike Eades, Mike Roberts, Gerry Pollard
Technical Fouls: UCF-Smith, Collin. WKU-Anderson, Josh.
Attendance: 2018
Myrtle Beach Invitational Championship Game

Score by periods	1st	2nd	Total
UCF	28	50	78
WKU	32	30	62

Last FG - UCF 2nd-00:25, WKU 2nd-02:18.
Largest lead - UCF by 16 2nd-00:25, WKU by 11 1st-10:26.
UCF led for 18:27. WKU led for 19:13. Game was tied for 0:20.

Score tied - 2 times.
Lead changed - 1 time.

GAME 6

Indiana State 63, WKU 54
Nov. 24, 2018 - (Hulman Center)

TERRE HAUTE, Ind. — WKU never got going in any facet, falling 63-54 at Indiana State.

The Hilltoppers shot just 36.8 percent from the field and committed 15 turnovers, including nine in the second half against just one assist.

Freshman center Charles Bassey led WKU with 16 points on 6-of-7 shooting, but the rest of the team was a combined 15 of 50 from the field. Bassey added eight rebounds and four blocks.

Indiana State made 9 of 18 3-pointers and outscored WKU in second-chance points (14-12) and points off the bench (18-5).

WKU led 9-5 at the 14:42 mark of the first half on a dunk by Bassey, but Indiana State went on a 9-0 run to claim a 14-9 advantage. The Sycamores never trailed again.

The Hilltoppers had several opportunities to cut into the lead that were hampered by numerous turnovers that killed momentum.

Five straight points from freshman guard Dalano Banton made it 48-46 ISU with 7:33 to play, but the Sycamores answered with five straight points.

Later, two free throws from sophomore guard Taveion Hollingsworth trimmed Indiana State's lead to 56-51, but the Hilltoppers committed two straight turnovers before ISU guard Jordan Barnes knocked down a crucial 3.



Official Basketball Box Score - Game Totals - Final Statistics
WKU vs Indiana St.
11/24/18 2:00 pm at



WKU 54 • 3-3

#	Player	Total		3-Ptr		Rebounds		PF	TP	A To	Blk	Stl	Min	
		FG	FGA	FG	FGA	FT	FTA							Off
02	Savage, Jared	r	4-17	2-8	1-1	1	8	9	4	11	2	2	0	40
13	MURRAY, Desean	r	5-12	1-4	0-0	1	0	1	0	11	1	1	0	23
23	BASSEY, Charles	c	6-7	1-1	3-3	4	4	8	1	16	0	3	4	33
04	ANDERSON, Josh	g	1-3	0-1	0-0	0	2	2	3	2	0	5	2	27
11	HOLLINGSWORTH, T.	g	3-9	0-2	3-5	2	4	6	2	9	1	0	1	34
00	SMITH, Tolu	g	0-1	0-0	0-0	0	1	2	0	1	2	0	0	7
14	NELSON, Marek	g	3-3	0-0	0-0	1	2	2	0	1	2	0	0	13
20	BANTON, Dalano	g	2-4	0-0	1-3	3	3	6	1	5	3	1	0	20
21	OHMER, Jake	g	0-1	0-0	0-0	0	0	0	1	0	0	0	0	1
	Team					2	1	3						
	Totals		21-57	4-18	8-12	14	24	38	16	54	8	15	6	6

FG % 1st Half: 13-29 44.8% 2nd half: 8-28 28.6% Game: 21-57 36.8%
3FG % 1st Half: 4-10 40.0% 2nd half: 0-8 0.0% Game: 4-18 22.2%
FT % 1st Half: 6-2 0.0% 2nd half: 8-10 80.0% Game: 8-12 66.7%

Indiana St. 63 • 3-1

#	Player	Total		3-Ptr		Rebounds		PF	TP	A To	Blk	Stl	Min	
		FG	FGA	FG	FGA	FT	FTA							Off
33	Devlin Thomas	r	1-6	1-4	0-0	0	2	2	1	3	0	2	1	0
41	Emondre Rickman	c	4-9	0-0	0-1	2	2	4	3	8	0	2	2	23
01	Allante Holston	g	0-2	0-0	1-2	2	3	5	1	1	3	2	1	28
02	Jordan Barnes	g	6-14	3-6	2-2	2	5	7	1	17	3	0	0	34
11	Tyreke Key	g	5-7	3-3	3-5	1	5	6	1	16	2	1	0	32
05	Bronson Kessinger	g	3-6	0-0	0-0	1	2	4	6	1	0	0	1	17
11	Clayton Hughes	g	3-7	1-2	0-1	1	2	3	4	7	3	2	0	27
2	De'Avion Washington	g	1-5	1-3	2-2	0	2	2	3	5	1	1	0	22
	Team					3	2	5						
	Totals		23-56	9-18	8-12	12	24	38	16	63	13	13	4	5

FG % 1st Half: 12-27 44.4% 2nd half: 11-29 37.9% Game: 23-56 41.1%
3FG % 1st Half: 5-7 71.4% 2nd half: 4-11 36.4% Game: 9-18 50.0%
FT % 1st Half: 3-4 75.0% 2nd half: 5-9 55.6% Game: 8-13 61.5%

Officials: Steve Divine, James Durham, Jeff Malham
Technical Fouls: WKU-None, Indiana St.-None.
Attendance: 3032
2018-19 Men's Basketball. Round: 0, Indiana St. vs Western Ky., Played at .

Score by periods	1st	2nd	Total
WKU	30	24	54
Indiana St.	32	31	63

Last FG - WKU 2nd-01:18, ISU 2nd-02:23.
Largest lead - WKU by 5 1st-18:02, ISU by 9 2nd-15:09.
WKU led for 05:34, ISU led for 31:34. Game was tied for 0:20.

Score tied - 3 times.
Lead changed - 1 time.

GAME 7

WKU 88, Tennessee State 74
Dec. 1, 2018 - (E.A. Diddle Arena)

BOWLING GREEN, Ky. — WKU made a living at the free-throw line, netting 36 of 45 shots from the charity stripe in an 88-74 victory over Tennessee State.

On the night the Hilltoppers honored their All-Century Team, they also registered the 600th all-time win in Diddle Arena in front of 6,071 fans.

Redshirt junior guard/forward Jared Savage led WKU with 20 points – including 13 of 13 free throws – while sophomore guard Taveion Hollingsworth added 19 points and three assists in his first starting effort at point guard.

Sophomore guard Josh Anderson turned in a season-high 15 points and three steals. Freshman center Charles Bassej finished with five points, seven rebounds, three steals and two blocks.

WKU led 38-33 at halftime, and Tennessee State scored the first basket of the second half to make it a one-possession game.

The Hilltoppers responded with a 16-4 run to make it 54-39 with 15:11 to play.

Kamar McKnight led the Tigers with 30 points.

Official Basketball Box Score -- Game Totals -- Final Statistics
Tennessee State vs WKU
12/01/18 6 p.m. CT at E.A. Diddle Arena (Bowling Green, Ky.)

Tennessee State 74 • 2-5

#	Player	Total		3-Pr		Rebounds		PF	TP	A	T	Bk	Stl	Min	
		FG	FGA	FG	FGA	FT	FTA								Off
**	EGBUTA, Emmanuel	r	1-3	0-0	0-0	0	2	2	5	2	0	2	0	0	15
30	CHAFFEE JR., Stokley	r	5-6	0-0	0-0	2	8	10	4	10	2	1	2	0	24
**	CHANEY, Armani	r	0-1	0-1	0-0	0	1	3	5	0	1	3	0	0	16
3	FITPATRICK-DORSEY	r	8-16	1-3	8-10	2	4	6	3	25	2	1	0	2	37
11	McKNIGHT, Kamar	r	10-15	3-5	7-10	1	2	3	2	30	3	4	0	1	38
**	LITTLEJOHN, Michael	r	0-4	0-4	0-0	0	0	1	0	1	0	0	0	0	12
04	MOORE, Damarr	r	0-3	0-0	2-2	1	1	2	5	2	1	2	1	0	21
10	MORRIS, Dave	r	0-0	0-0	0-0	0	0	0	3	0	1	2	0	0	10
10	DAVIS, Tripp	r	0-2	0-2	2-3	0	2	2	2	1	2	0	0	1	14
32	CUMMINGS, Daniel	r	1-3	1-3	0-0	1	0	3	3	0	0	0	0	0	9
23	HENDERSON, Dalion	r	0-1	0-0	0-0	0	0	0	3	0	3	0	0	0	4
Team			3		4										
Totals			25-54	5-18	19-25	10	21	31	34	74	12	18	3	4	200

FG % 1st Half: 13-25 52.0% 2nd Half: 12-29 41.4% Game: 25-54 46.3%
3FG % 1st Half: 2-6 33.3% 2nd Half: 3-12 25.0% Game: 5-18 27.8%
FT % 1st Half: 5-7 71.4% 2nd Half: 14-18 77.8% Game: 19-25 76.0%

WKU 88 • 4-3

#	Player	Total		3-Pr		Rebounds		PF	TP	A	T	Bk	Stl	Min	
		FG	FGA	FG	FGA	FT	FTA								Off
13	MURRAY, Desean	r	5-10	0-0	7-8	5	3	8	5	17	1	1	0	0	25
23	BASSEJ, Charles	r	2-4	1-1	0-0	1	6	7	3	5	0	3	2	3	30
02	SAVAGE, Jared	r	3-11	1-8	13-13	0	3	3	1	20	0	1	1	1	39
04	ANDERSON, Josh	r	5-6	0-0	5-6	0	1	1	4	15	1	0	1	3	28
11	HOLLINGSWORTH, T.	r	5-11	2-4	7-9	1	2	3	2	19	3	6	1	0	39
00	SMITH, Tolu	r	3-4	0-0	0-0	1	1	2	1	6	1	0	1	0	10
10	HORTON, Matt	r	1-1	0-0	2-6	1	2	3	2	4	0	1	0	0	9
14	NELSON, Marek	r	0-0	0-0	2-2	0	1	1	2	2	0	1	0	0	11
20	BANTON, Dalano	r	0-1	0-0	0-1	0	1	1	0	0	0	0	0	0	9
Team			1		1		2								
Totals			24-48	4-13	36-45	10	21	31	21	88	6	14	7	2	200

FG % 1st Half: 9-20 45.0% 2nd Half: 15-28 53.6% Game: 24-48 50.0%
3FG % 1st Half: 3-7 42.9% 2nd Half: 1-6 16.7% Game: 4-13 30.8%
FT % 1st Half: 17-21 81.0% 2nd Half: 19-24 79.2% Game: 36-45 80.0%

Officials: Job Hartness, Clyde Owens, Isaac Barnett
Technical fouls: Tennessee State-TEAR, WKU-None.
Attendance: 6071

Score by periods	1st	2nd	Total
Tennessee State	33	41	74
WKU	38	50	88

Last FG - TSU 2nd-00-42, WKU 2nd-00-59.
Largest lead - TSU by 2 1:05-17:15, WKU by 15 2nd-15:09.
TSU led for 02:16. WKU led for 37:03. Game was tied for 00:41.

Score tied - 1 time.
Lead changed - 4 times.

GAME 8

Missouri State 84, WKU 78
Dec. 5, 2018 - (JQH Arena)

SPRINGFIELD, Mo. — WKU allowed Missouri State to shoot 75 percent in the second half, falling 84-78 in a road defeat.

The Bears netted 21 of 28 shot attempts in the second half and held off a late comeback attempt by the Hilltoppers.

WKU led by as much as nine in the first half and held a 29-28 advantage at the break, which included rough offensive showings for both teams.

But Missouri State exploded out of the locker room, scoring the first six points and building a double-digit lead while shooting better than 80 percent from the field for much of the half.

WKU began to chip away at the lead with less than five minutes to play, getting as close as three at 77-74 with 1:20 left after a runner in the lane by sophomore guard Josh Anderson.

But the Bears didn't blink, answering with a 3-pointer from guard Jarred Dixon as the shot clock expired that proved to be the dagger.

Hollingsworth led all scorers with 24 points on 9-of-15 shooting, including four 3-pointers. Freshman center Charles Bassej had his fourth double-double of the year with 17 points and 10 rebounds.

Official Basketball Box Score -- Game Totals -- Final Statistics
Western Kentucky vs Missouri State
12/05/18 7:02 p.m. at JQH Arena, Springfield, Mo.

Western Kentucky 78 • 4-4

#	Player	Total		3-Pr		Rebounds		PF	TP	A	T	Bk	Stl	Min	
		FG	FGA	FG	FGA	FT	FTA								Off
02	Jared Savage	r	1-9	1-4	0-0	0	2	2	2	3	1	1	0	2	38
13	Desean Murray	r	3-7	2-2	2-2	1	4	5	0	10	3	1	1	1	24
23	Charles Bassej	r	6-9	0-1	5-6	3	7	10	2	17	1	3	2	2	36
04	Josh Anderson	r	6-10	0-0	0-1	0	2	2	4	12	0	1	0	2	32
11	T. Hollingsworth	r	9-15	4-7	2-2	1	0	1	0	24	4	4	0	1	37
00	Tolu Smith	r	0-2	0-0	2-4	0	0	0	3	2	0	2	0	0	14
14	Marek Nelson	r	1-2	0-0	0-0	1	3	4	0	2	0	0	0	0	10
20	Dalano Banton	r	3-3	1-1	1-1	0	1	1	2	8	1	0	0	0	9
Team			0		0										
Totals			29-57	8-15	12-16	6	19	25	13	78	10	12	3	8	200

FG % 1st Half: 10-26 38.5% 2nd Half: 19-31 61.3% Game: 29-57 50.9%
3FG % 1st Half: 2-5 40.0% 2nd Half: 6-10 60.0% Game: 8-15 53.3%
FT % 1st Half: 7-9 77.8% 2nd Half: 5-7 71.4% Game: 12-16 75.0%

Missouri State 84 • 4-5

#	Player	Total		3-Pr		Rebounds		PF	TP	A	T	Bk	Stl	Min	
		FG	FGA	FG	FGA	FT	FTA								Off
05	Obediah Church	r	3-6	1-1	0-0	0	2	2	1	7	1	3	2	1	25
30	Tulio Da Silva	r	8-12	2-4	0-0	3	6	6	1	18	1	2	0	0	29
00	Josh Webster	r	3-4	0-1	1-2	0	1	1	2	7	4	2	1	1	31
11	Jarred Dixon	r	4-7	2-4	1-2	1	2	2	2	11	5	1	0	1	27
20	Ryan Kreklow	r	5-10	3-8	2-2	0	7	0	7	15	3	1	0	0	31
01	Keandre Cook	r	5-12	2-6	3-3	1	2	3	1	15	1	4	0	2	24
10	Szymon Wojcik	r	3-5	1-3	0-0	1	1	1	2	7	0	0	1	1	12
23	Kabir Mohammed	r	2-4	0-0	0-0	3	6	1	4	0	0	0	0	0	20
25	Darian Scott	r	0-0	0-0	0-0	0	0	0	1	0	0	0	0	0	1
Team			1		2										
Totals			33-60	11-27	7-9	9	23	32	11	84	15	13	4	5	200

FG % 1st Half: 12-32 37.5% 2nd Half: 21-28 75.0% Game: 33-60 55.0%
3FG % 1st Half: 2-5 40.0% 2nd Half: 6-12 50.0% Game: 8-17 47.1%
FT % 1st Half: 1-2 50.0% 2nd Half: 6-7 85.7% Game: 7-9 77.8%

Officials: Antinio Petty, Gene Grimshaw, James Durham
Technical fouls: Western Kentucky-None, Missouri State-Tulio Da Silva.
Attendance: 4893

Score by periods	1st	2nd	Total
Western Kentucky	29	49	78
Missouri State	28	56	84

Last FG - WKU 2nd-00-44, MSU 2nd-00-50.
Largest lead - WKU by 9 1st-09:09, MSU by 15 2nd-06:26.
WKU led for 16:36, MSU led for 22:47. Game was tied for 00:37.

Score tied - 2 times.
Lead changed - 11 times.

GAME 9

WKU 78, Arkansas 77
Dec. 8, 2018 - (Bud Walton Arena)

FAYETTEVILLE, Ark. — WKU stormed back from an eight-point halftime deficit at Arkansas, holding on for the 78-77 upset road victory at Bud Walton Arena.

The victory snapped Arkansas' 28-game non-conference home winning streak – the longest active streak in the SEC. It also happened to be the Hilltoppers' first road win of the season.

The Hilltoppers fell into an early hole, but answered with an 11-2 run to tie the game at 22-22 on a basket by freshman center Charles Bassey with 7:36 left in the frame.

But Arkansas went on its own 11-4 burst to rebuild its lead to 33-26 with 3:55 remaining in the half. The Razorbacks took a 41-33 advantage into the break.

WKU raced out of halftime, scoring the first six points and eventually 24 of the first 32. Freshman forward Tolu Smith's putback dunk with 12:45 left capped a 9-0 run and gave WKU a 57-49 lead.

The Hilltoppers still led with under a minute to go, but a putback by Arkansas' Daniel Gafford put the Razorbacks up 77-76 with 45 seconds left.

WKU didn't blink, as Bassey passed out of a double team to a wide-open Marek Nelson for a layup on the next possession. The sophomore forward's bucket proved to be the game winner, and the Hilltoppers stood tall on defense on the other end – including Bassey's fifth block – to pull out the victory.

Official Basketball Box Score – Game Totals – Final Statistics
WKU vs Arkansas
12/08/18 2:31 pm at Fayetteville, Ark. – Bud Walton Arena

WKU 78 • 5-4												
##	Player	Total FG-FGA	3-Pr FG-FGA	FT-FTA	Rebounds Off Def Tot	PF	TP	A	T	Bk	Stl	Min
14	NELSON, Marek	f 3-6	0-1	0-0	1 2 3	3	6	1	2	1	2	27
23	BASSEY, Charles	c 7-11	0-1	7-8	2 7 9	1	21	1	0	5	0	32
02	SAVAGE, Jared	g 7-12	5-7	1-2	0 3 3	2	20	0	0	0	0	34
11	HOLLINGSWORTH, T.	g 6-12	3-8	2-2	0 6 6	0	17	6	3	0	1	38
20	BANTON, Delano	g 2-9	1-4	0-0	1 2 3	0	5	7	3	2	0	38
00	SMITH, Tolu	g 3-4	0-0	0-2	1 3 4	3	6	0	1	0	0	7
04	ANDERSON, Josh	g 1-2	0-1	1-3	0 2 2	2	3	2	2	0	1	13
13	MURRAY, Deshaun	g 0-2	0-0	0-0	1 2 3	3	0	1	1	0	0	11
	Team				2 2 4							2
	Totals	29-58	9-22	11-17	8 29 37	15	78	18	14	8	4	200

FG % 1st Half: 13-29 44.8% 2nd half: 16-29 55.2% Game: 29-58 50.0%
3FG % 1st Half: 3-12 25.0% 2nd half: 6-10 60.0% Game: 9-22 40.9%
FT % 1st Half: 4-7 57.1% 2nd half: 7-10 70.0% Game: 11-17 64.7%

Arkansas 77 • 6-2

##	Player	Total FG-FGA	3-Pr FG-FGA	FT-FTA	Rebounds Off Def Tot	PF	TP	A	T	Bk	Stl	Min
02	BAILEY, Adrio	f 0-4	0-0	0-2	1 4 5	4	0	0	1	1	0	26
10	GAFFORD, Daniel	f 7-12	0-0	3-3	4 5 9	1	17	1	2	2	1	32
01	JOE, Isaiah	g 6-13	5-10	2-5	0 3 3	0	19	1	0	0	1	31
09	HARRIS, Jalen	g 6-15	0-2	1-2	1 3 4	1	13	7	0	0	2	37
13	JONES, Mason	g 5-11	3-8	2-2	1 2 3	2	15	1	1	0	1	29
00	SILLS, Desi	g 4-6	0-2	1-2	0 2 2	1	9	0	0	0	0	16
11	EMBERY-SIMPSON, K.	g 0-2	0-2	0-0	0 0 0	2	0	1	0	0	0	8
22	OSARUHOJEN, Gabe	g 0-2	0-1	0-0	0 1 1	2	0	0	1	0	0	7
35	CHANEY, Reggie	g 2-4	0-0	0-0	4 4 4	0	4	0	1	1	0	14
	Team				2 1 3							0
	Totals	30-69	8-25	9-16	9 25 34	13	77	10	7	4	6	200

FG % 1st Half: 15-30 50.0% 2nd half: 14-33 42.4% Game: 30-69 43.5%
3FG % 1st Half: 4-15 26.7% 2nd half: 6-10 60.0% Game: 10-25 40.0%
FT % 1st Half: 5-11 45.5% 2nd half: 4-5 80.0% Game: 9-16 56.3%

Officials: Brian Shely, Will Howard
Technical Fouls: WKU=None, Arkansas=None
Attendance: 14489
Tickets Scanned: 5,349
WKU #4 Anderson ejected (Flagrant 2) @ 2:04 H1

Score by periods	1st	2nd	Total
WKU	33	45	78
Arkansas	41	36	77

Last FG - WKU 2nd-00:19, AR 2nd-00:45.
Largest lead - WKU by 8 2nd-12:42, AR by 9 1st-16:47.
WKU led for 15:31, AR led for 23:30, Game was tied for 00:59.

GAME 10

Troy 87, WKU 81
Dec. 16, 2018 - (E.A. Diddle Arena)

BOWLING GREEN, Ky. — A late comeback effort fell short for WKU, as the program suffered its first home defeat of the season with an 87-81 loss to Troy.

The Hilltoppers trailed by as much as 17 in the second half against the hot-shooting Trojans, who shot 54.1 percent from the field and made 12 of 25 3-pointers.

WKU was down just 43-40 at halftime, but Troy opened the second half with a 13-2 run to push it to double digits. That eventually swelled to 76-59 with 6:29 remaining.

The Hilltoppers stormed back in the final three minutes, pulling within 82-79 with 1:05 left on a three-point play by freshman center Charles Bassey. They cut it to three again with under a minute left, but Troy preserved the lead at the free-throw line.

Jared Savage led WKU with 23 points and seven rebounds, while Bassey finished with 18 points and nine rebounds. Redshirt senior guard Lamonte Bearden had 12 points, five assists and three steals in his season debut.

Sophomore guards Josh Anderson and Taveion Hollingsworth each had 10 points. Hollingsworth had his first career double-double with a career-high 12 rebounds.

Alex Hicks had 20 points to lead Troy, which recorded 20 assists.

Official Basketball Box Score -- Game Totals -- Final Statistics
Troy vs WKU
12/16/18 2 p.m. CT at E.A. Diddle Arena (Bowling Green, Ky.)

Troy 87 • 5-5

##	Player	Total FG-FGA	3-Pr FG-FGA	FT-FTA	Rebounds Off Def Tot	PF	TP	A	T	Bk	Stl	Min
01	Johnson, Javan	f 3-5	2-3	0-0	0 3 3	1	8	1	0	1	0	16
23	Varnado, Jordan	f 8-16	3-5	0-0	4 7 11	2	19	4	5	1	2	37
30	Hicks, Alex	g 8-13	3-4	1-1	2 5 7	3	20	5	1	1	2	31
03	Adams, Darian	g 3-8	0-2	4-4	0 2 2	1	10	5	3	1	0	32
11	Miller, BJ	g 5-6	1-2	4-6	0 4 4	4	15	2	5	0	0	30
00	Foster, Devante	g 0-0	0-0	0-0	0 0 0	0	0	0	0	0	0	2
02	Simon, KJ	g 2-3	0-1	0-1	0 2 2	0	4	3	2	0	0	17
10	Williams, Zay	g 0-0	0-0	0-0	0 0 0	3	0	0	1	2	0	10
12	Norman, Charles	g 3-8	3-7	0-0	0 0 0	5	9	1	0	0	2	20
22	Rodgers, Spencer	g 1-2	0-1	0-0	0 0 0	1	2	0	0	0	0	5
	Team				1 2 3							0
	Totals	33-61	12-25	9-12	7 25 32	20	87	15	6	6	200	

FG % 1st Half: 18-33 54.5% 2nd half: 15-28 53.6% Game: 33-61 54.1%
3FG % 1st Half: 4-11 36.4% 2nd half: 8-14 57.1% Game: 12-25 48.0%
FT % 1st Half: 3-3 100.0 2nd half: 6-9 66.7% Game: 9-12 75.0%

WKU 81 • 5-5

##	Player	Total FG-FGA	3-Pr FG-FGA	FT-FTA	Rebounds Off Def Tot	PF	TP	A	T	Bk	Stl	Min
14	NELSON, Marek	f 1-3	0-1	2-2	2 0 2	1	4	0	0	0	1	20
23	BASSEY, Charles	c 7-10	0-0	4-5	5 4 9	3	18	1	2	1	1	28
01	BEARDEN, Lamonte	g 3-11	1-4	5-8	0 2 2	2	12	5	4	0	3	26
02	SAVAGE, Jared	g 7-12	3-6	6-6	2 5 7	4	23	2	1	0	1	37
11	HOLLINGSWORTH, T.	g 3-13	0-5	4-6	3 9 12	4	10	2	5	0	2	39
00	SMITH, Tolu	g 0-0	0-0	0-0	0 0 0	2	0	0	0	0	1	11
04	ANDERSON, Josh	g 4-9	0-0	2-2	1 3 4	2	10	1	0	1	0	25
20	BANTON, Delano	g 1-5	0-2	2-2	1 1 2	0	4	1	2	0	0	14
	Team				1 0 1							0
	Totals	26-65	4-18	25-31	17 24 41	16	81	11	6	1	11	200

FG % 1st Half: 11-30 36.7% 2nd half: 15-35 42.9% Game: 26-65 40.0%
3FG % 1st Half: 3-10 30.0% 2nd half: 1-8 12.5% Game: 4-18 22.2%
FT % 1st Half: 15-17 88.2% 2nd half: 10-14 71.4% Game: 25-31 80.6%

Officials: Steve Divine, John Hampton, Nat Nallie
Technical Fouls: Troy=None, Charles. WKU=None
Attendance: 5285

Score by periods	1st	2nd	Total
Troy	43	44	87
WKU	40	41	81

Last FG - TROY 2nd-01:41, WKU 2nd-00:24.
Largest lead - TROY by 17 2nd-06:29, WKU by 1 1st-08:21.
TROY led for 31:58, WKU led for 00:33, Game was tied for 02:29.

Points	In	Off	2nd	Fast	Bench
WKU	44	6	8	9	9
AR	42	17	11	12	13

Score tied - 4 times.
TROY led - 4 times.
Lead changed - 6 times.

GAME 11

Belmont 80, WKU 74
Dec. 19, 2018 - (Curb Event Center)

NASHVILLE, Tenn. — WKU made a late comeback against Belmont after falling behind 19, but couldn't quite get over the hump in an 80-74 road loss.

The Hilltoppers trailed 55-36 with 15:53 left in the game, but got back into the fray with a 13-0 run.

They had a 3-point try in the waning seconds to trim their deficit to one, but the shot didn't drop – a common theme throughout the evening.

With leading scorers Taveion Hollingsworth and Jared Savage scoring a combined 12 points on 4-of-22 shooting, the Hilltoppers turned to their reserves for a season-high 33 points off the bench.

Sophomore guard Josh Anderson was one of those players with 16 points, six rebounds and two assists. Freshman center Charles Bassey tied for the team lead in scoring with 16 points and 10 rebounds, recording his fifth double-double of the year.

Belmont led 42-38 at halftime and quickly ran that advantage up to 19 with a 3-pointer by Grayson Murphy at the 15:53 mark. The guard netted five shots from long range and scored 20 points, matching his teammate Dylan Windler, who finished with 20 points and 11 rebounds.

GAME 12

WKU 71, Saint Mary's 68
Dec. 22, 2018 - (E.A. Diddle Arena)

BOWLING GREEN, Ky. — WKU led the entire way against a stout Saint Mary's squad, heading into the holidays with a 71-68 home victory at E.A. Diddle Arena.

The Hilltoppers shot 58 percent for the game and stepped up on the defensive end, holding Saint Mary's to 40.6 percent shooting and recording nine blocks.

WKU led by double digits with less than 10 minutes to play, but the Gaels got back within three with the ball in the final seconds. The Hilltoppers stood their ground on the final possession and secured the victory.

Sophomore guard Josh Anderson led WKU in scoring with 18 points off the bench.

He helped spark an 11-3 run with nine straight points after Saint Mary's closed to three with 6:40 left, including a 3-pointer and a thunderous dunk.

Sophomore guard Taveion Hollingsworth returned to form with 16 points, while redshirt junior guard/forward Jared Savage added 12 points.

Saint Mary's got 54 of its 68 points combined from Jordan Ford (28 points) and Malik Fitts (26).

Official Basketball Box Score -- Game Totals -- Final Statistics
Saint Mary's vs WKU
12/22/18 2 p.m. CT at E.A. Diddle Arena (Bowling Green, Ky.)

Saint Mary's 68 • 6-8

#	Player	Total			3-Pr			Rebounds		PF	TP	A	To	Blk	Stl	Min	
		FG	FGA	FT	FTA	FG	FGA	FT	FTA								Off
24	Fitts, Malik	r	9	16	1	2	7	5	7	12	3	26	2	5	0	32	
42	Fotu, Dan	r	1	4	1	2	0	0	4	4	2	3	0	0	0	1	
01	Hunter, Jordan	c	1	8	0	1	2	2	3	5	3	1	2	2	1	33	
03	Ford, Jordan	r	12	23	4	5	0	0	1	2	3	28	4	2	0	38	
11	Kuhse, Tommy	r	4	0	2	0	0	0	0	0	0	1	0	1	0	20	
00	Krebs, Tanner	r	3	6	2	4	0	0	1	4	5	2	8	0	1	0	
02	Clinton, Quinn	r	0	0	0	0	0	0	0	0	0	0	0	0	0	2	
05	Perry, Jack	r	0	1	0	0	0	0	0	0	0	1	0	0	0	2	
10	Thomas, Elijah	r	0	2	0	0	0	2	2	0	1	0	1	0	0	13	
11	Tass, Matthias	r	0	0	0	0	0	1	0	1	0	1	0	1	0	2	
Team								1		2				1			
Totals		26-64		8-17		8-9		13-21		34		16		68		8 14 2 5 9 20	

FG % 1st Half: 10-27 37.0% 2nd half: 16-37 43.2% Game: 26-64 40.6%
 3FG % 1st Half: 3-8 37.5% 2nd half: 5-9 55.6% Game: 8-17 47.1%
 FT % 1st Half: 4-5 80.0% 2nd half: 4-4 100.0% Game: 9-19 88.9%

WKU 71 • 6-6

#	Player	Total			3-Pr			Rebounds		PF	TP	A	To	Blk	Stl	Min	
		FG	FGA	FT	FTA	FG	FGA	FT	FTA								Off
14	NELSON, Marek	r	2	4	1	1	0	0	1	1	3	5	0	0	0	18	
23	BASSEY, Charles	c	2	5	1	2	0	0	1	7	3	5	1	3	3	25	
02	MURPHY, Grayson	r	7	17	5	8	1	2	1	20	4	3	0	3	3	36	
01	BEARDEN, Lamonte	r	9	16	2	6	0	0	1	11	1	16	3	0	0	37	
20	BANTON, Dalano	r	6	11	3	2	0	1	3	4	5	1	6	3	3	36	
11	HOLLINGSWORTH, T.	r	5	8	1	3	0	0	1	4	2	1	4	0	2	22	
00	SMITH, Tolu	r	1	1	0	0	0	2	2	2	1	4	0	2	0	15	
01	BEARDEN, Lamonte	r	0	1	0	0	0	0	1	1	0	1	0	1	0	4	
04	ANDERSON, Josh	r	8	11	1	1	3	0	0	2	18	0	2	1	2	28	
10	GAMBERELL, Jeremiah	r	0	0	0	0	0	0	0	0	1	0	0	0	1	2	
Team								2		1				1			
Totals		29-50		6-12		9-12		4		24		28		71		12 16 9 7 20	

FG % 1st Half: 15-25 60.0% 2nd half: 14-25 56.0% Game: 29-50 58.0%
 3FG % 1st Half: 4-6 66.7% 2nd half: 2-6 33.3% Game: 6-12 50.0%
 FT % 1st Half: 1-2 50.0% 2nd half: 8-10 80.0% Game: 9-12 75.0%

Officials: Jan Campbell, Rick O'Neil, Antonio Petty
 Technical fouls: Saint Mary's-None, WKU-None.
 Attendance: 5026

Score by periods	1st		2nd		Total	
	Points	Reb	Points	Reb	Points	Reb
Saint Mary's	27	41	68			
WKU	34	37	71			

Last FG - SMC 2nd-00:19, WKU 2nd-03:33.
 Largest lead - SMC None, WKU by 13 1st-02:57.
 SMC led for 00:00, WKU led for 38:14. Game was tied for 01:46.



Official Basketball Box Score -- Game Totals -- Final Statistics
WKU vs Belmont
12/19/18 6:30pm at Nashville, Tenn. (Curb Event Center)

WKU 74 • 5-6

#	Player	Total			3-Pr			Rebounds		PF	TP	A	To	Blk	Stl	Min	
		FG	FGA	FT	FTA	FG	FGA	FT	FTA								Off
02	SAVAGE, Jared	r	2	10	2	6	2	2	0	6	6	3	8	1	2	2	36
14	NELSON, Marek	r	0	2	0	0	2	0	1	1	0	2	1	0	1	1	10
22	BASSEY, Charles	c	6	8	0	0	4	4	3	7	10	3	16	2	5	1	0
01	BEARDEN, Lamonte	r	3	6	0	1	5	6	0	1	1	11	1	2	0	3	24
11	HOLLINGSWORTH, T.	r	2	12	0	5	0	0	1	3	4	3	4	2	3	0	39
00	SMITH, Tolu	r	3	4	0	0	0	0	2	1	0	6	1	0	0	12	
04	ANDERSON, Josh	r	7	10	0	2	2	1	5	6	2	16	2	1	1	30	
20	BANTON, Dalano	r	3	7	1	3	4	4	1	6	7	1	1	2	0	17	
Team								2		2				2			
Totals		26-59		3-15		19-20		8		32		40		13		74 11 16 5 9 20	

FG % 1st Half: 12-34 35.3% 2nd half: 14-25 56.0% Game: 26-59 44.1%
 3FG % 1st Half: 1-8 12.5% 2nd half: 2-7 28.6% Game: 3-15 20.0%
 FT % 1st Half: 3-4 75.0% 2nd half: 16-16 100.0% Game: 19-20 95.0%

Belmont 80 • 9-1

#	Player	Total			3-Pr			Rebounds		PF	TP	A	To	Blk	Stl	Min	
		FG	FGA	FT	FTA	FG	FGA	FT	FTA								Off
10	HOLLANDER, Caleb	r	3	5	1	2	0	0	1	6	7	0	7	2	1	0	11
33	MUSZYNSKI, Nick	c	1	6	1	1	4	4	0	6	6	3	7	1	1	2	21
02	MURPHY, Grayson	r	7	17	5	8	1	3	0	2	2	1	20	4	3	0	36
01	BEARDEN, Lamonte	r	9	16	2	6	0	0	1	11	13	2	4	1	2	39	
11	MCCLAIN, Kevin	r	4	10	1	5	3	3	0	0	0	12	8	3	4	36	
14	HOPKINS, Nick	c	0	2	0	0	0	0	0	0	0	1	0	0	0	2	
20	PERKSON, Tate	r	2	3	0	0	0	0	1	1	0	4	1	0	0	10	
24	BENKERT, Michael	r	1	1	1	1	0	0	0	4	3	1	0	0	0	18	
50	ADELSPERGER, Seth	r	3	3	0	0	1	2	1	1	4	7	0	0	0	19	
Team								2		0				2			
Totals		30-63		11-25		9-12		4		26		30		12		80 20 12 3 11 20	

FG % 1st Half: 17-33 51.5% 2nd half: 13-30 43.3% Game: 30-63 47.6%
 3FG % 1st Half: 7-14 50.0% 2nd half: 4-11 36.4% Game: 11-25 44.0%
 FT % 1st Half: 1-2 50.0% 2nd half: 8-10 80.0% Game: 9-12 75.0%

Officials: Tim Gattis, Bret Smith, Kevin Mathis
 Technical fouls: WKU-None, Belmont-None.
 Attendance: 4124

Score by periods	1st		2nd		Total	
	Points	Reb	Points	Reb	Points	Reb
WKU	28	46	74			
Belmont	42	38	80			

Last FG - WKU 2nd-00:08, BEL 2nd-01:32.
 Largest lead - WKU by 3 1st-17:53, BEL by 19 2nd-15:33.
 WKU led for 01:54, BEL led for 33:52. Game was tied for 04:13.

GAME 13

WKU 83, #15/16 Wisconsin 76
Dec. 29, 2018 - (E.A. Diddle Arena)

BOWLING GREEN, Ky. — WKU dominated the second half against No. 15/16 Wisconsin, wrapping up non-conference play with an 83-76 upset win on their home court in front of 7,614 fans — the fourth-largest crowd for a WKU game since the 2002 arena renovation.

WKU trailed 34-30 at halftime but owned the second half, shooting 67.9 percent from the field after the break with 12 assists.

The Hilltoppers went on a 9-0 run early in the second half, and sophomore guard Josh Anderson's steal and dunk made it 43-38 WKU with 16:54 remaining. That forced a Wisconsin timeout and sent the Diddle crowd into hysterics.

WKU never trailed again, although Wisconsin tied the game at 55-55 with 11 minutes left.

The Tops responded with an 8-0 burst, including 3-pointers from freshman guard Dalano Banton and sophomore guard Taveion Hollingsworth, to create some separation.

WKU pushed its lead as large as 11 with 1:10 left.

Hollingsworth led the Hilltoppers with 22 points and tied his career high with six assists, while freshman center Charles Basseyy finished with 19 points on 7-of-8 shooting to go along with six rebounds and four blocks.

Brad Davison led Wisconsin with 26 points, while All-American post player Ethan Happ had 20 points and 12 rebounds.

Official Basketball Box Score -- Game Totals -- Final Statistics
Wisconsin vs WKU
12/29/18 4:30 p.m. CT at E.A. Diddle Arena (Bowling Green, Ky.)

Wisconsin 76 • 10-3

#	Player	Total		3-Pr		Rebounds		PF	TP	A	To	Blk	Stl	Min.
		FG	FGA	FG	FGA	Off	Def							
21	Iverson, Khalil	r	5-7	0-1	0-0	1	0	4	2	10	1	0	0	27
22	Happ, Ethan	r	9-23	0-0	2-3	3	9	12	5	20	3	3	0	31
35	Reuvers, Nate	r	6-6	0-0	2-0	2	1	3	2	4	0	1	0	25
00	Trice, D'Mitrik	g	4-12	1-6	1-2	0	3	3	2	10	3	1	0	38
24	Davison, Brad	g	9-13	3-6	5-6	0	4	4	2	26	1	2	0	35
01	Pritzl, Brevin	g	1-3	1-3	0-0	0	2	2	0	3	0	0	0	12
02	Fori, Aleem	g	0-2	0-2	0-0	0	2	2	0	1	0	0	0	18
15	Thomas, Charles	g	0-0	0-0	0-0	0	1	1	2	0	0	0	0	2
23	King, Kobe	g	1-2	1-1	0-0	1	0	1	0	3	0	0	0	12
	Team					1	1	2						
	Totals		31-68	6-21	8-11	8	23	31	17	76	9	7	1	5 / 200

FG % 1st Half: 15-32 46.9% 2nd half: 16-36 44.4% Game: 31-68 45.6% **Deathbl**
 3FG % 1st Half: 4-12 33.3% 2nd half: 2-9 22.2% Game: 6-21 28.6% **Rebounds:**
 FT % 1st Half: 0-0 0.0% 2nd half: 8-11 72.7% Game: 8-11 72.7%

WKU 83 • 7-6

#	Player	Total		3-Pr		Rebounds		PF	TP	A	To	Blk	Stl	Min.
		FG	FGA	FG	FGA	Off	Def							
23	BASSEYY, Charles	c	7-8	0-0	5-5	3	3	6	1	19	2	3	4	34
02	SAVAGE, Jared	g	6-12	1-4	3-3	0	5	5	3	16	0	1	0	39
04	ANDERSON, Josh	g	6-12	1-1	2-3	1	3	4	5	15	0	2	0	27
11	HOLLINGSWORTH, T.	g	9-15	1-4	3-4	0	4	4	22	6	0	1	0	32
20	BANTON, Dalano	g	3-8	2-4	0-1	1	12	13	1	8	10	4	1	38
00	SMITH, Tolu	g	0-0	0-0	0-0	0	0	0	0	0	2	1	0	12
10	GAMBRELL, Jeremiah	g	0-1	0-1	0-0	0	0	0	0	0	0	0	0	2
21	OHMER, Jake	g	1-2	1-1	0-0	0	2	2	3	1	1	1	0	16
	Team					1	3	4						
	Totals		32-58	6-15	13-16	6	32	38	14	83	19	13	7	5 / 200

FG % 1st Half: 13-30 43.3% 2nd half: 19-28 67.9% Game: 32-58 55.2% **Deathbl**
 3FG % 1st Half: 2-8 25.0% 2nd half: 4-7 57.1% Game: 6-15 40.0% **Rebounds:**
 FT % 1st Half: 2-2 100.0% 2nd half: 11-14 78.6% Game: 13-16 81.3%

Officials: Joe DeRosa, Bill Jacobson, Ty Meissel
 Technical fouls: Wisconsin=None. WKU=None.
 Attendance: 7614

Score by periods	1st	2nd	Total
Wisconsin	34	42	76
WKU	30	53	83

Points	In	Off	2nd	Fast	Bench
Point	1/10	T/O	Chance	Break	Bench
WIS	38	12	10	9	6
WKU	40	8	6	3	3

Score tied - 4 times.
 Lead changed - 2 times.
 Lst FG - WIS 2nd-00:02, WKU 2nd-01:10.
 Largest lead - WIS by 6 1st-06:18, WKU by 11 2nd-01:10.
 WIS led for 17:30, WKU led for 18:54. Game was tied for 03:36.

GAME 14

WKU 68, Charlotte 50
Jan. 3, 2019 - (Halton Arena)

CHARLOTTE, N.C. — WKU set a season high for made 3-pointers and took control early on the road, opening Conference USA play with a 68-50 win at Charlotte.

The Hilltoppers netted 12 shots from long range, their most in a game since also hitting 12 against Southern Miss on Dec. 30, 2017.

All 10 Hilltoppers who played scored, led by redshirt junior Jared Savage's 13 points.

But no starter played more than 29 minutes, and WKU got 23 points off its bench.

Sophomore guard Jake Ohmer led the charge from the reserves, netting a career-high four 3-pointers for 12 points in 26 minutes. Freshman center Charles Basseyy finished with 11 points, five rebounds and two blocks.

Both freshman guard Jeremiah Gambrell and redshirt junior forward Moustapha Diagne made their first career 3-pointers as Hilltoppers.

Trailing 17-15 at the 7:24 mark of the first half, WKU went on a 14-2 run to pull in front 29-19, capped by back-to-back 3s from Savage and Ohmer.

The Hilltoppers led 34-25 at the break and used a 17-4 run in the second half to quickly run that lead to 48-29. They eventually led by as much as 25 with 5:12 to play.

Jon Davis led Charlotte with 24 points.

Official Basketball Box Score -- Game Totals -- Final Statistics
WKU vs Charlotte
01/03/19 7:30 PM at Halton Arena

WKU 68 • 8-6, 1-0 C-USA

#	Player	Total		3-Pr		Rebounds		PF	TP	A	To	Blk	Stl	Min.
		FG	FGA	FG	FGA	Off	Def							
23	BASSEYY, Charles	c	4-5	1-1	2-2	1	4	5	2	11	1	3	2	21
02	SAVAGE, Jared	g	4-7	4-6	1-2	1	5	6	2	13	2	2	0	29
04	ANDERSON, Josh	g	2-5	0-1	0-0	1	3	4	2	4	3	0	1	25
11	HOLLINGSWORTH, T.	g	3-8	1-4	0-0	2	5	7	0	7	2	0	0	27
20	BANTON, Dalano	g	1-5	0-1	2-2	0	4	4	0	10	4	1	0	14
00	SMITH, Tolu	g	4-3	0-0	2-4	1	2	3	2	4	0	3	2	17
05	HORTON, Matt	g	0-0	0-0	1-2	0	0	0	1	1	0	0	0	2
10	GAMBRELL, Jeremiah	g	1-5	1-5	0-0	0	1	1	1	3	1	0	0	16
12	DIAGNE, Moustapha	g	1-3	1-3	0-0	0	2	2	2	3	0	0	0	13
21	OHMER, Jake	g	4-7	4-7	0-0	0	2	2	1	12	1	0	1	26
	Team					1	0	1						
	Totals		24-48	12-28	8-12	7	28	35	13	68	14	11	5	4 / 200

FG % 1st Half: 14-27 51.9% 2nd half: 10-21 47.6% Game: 24-48 50.0%
 3FG % 1st Half: 6-14 42.9% 2nd half: 6-14 42.9% Game: 12-28 42.9% **Deathbl**
 FT % 1st Half: 0-0 0.0% 2nd half: 8-12 66.7% Game: 8-12 66.7% **Rebounds:**
 3.1

Charlotte 50 • 3-9, 0-1 C-USA

#	Player	Total		3-Pr		Rebounds		PF	TP	A	To	Blk	Stl	Min.
		FG	FGA	FG	FGA	Off	Def							
15	SUPICA, Milos	f	2-5	0-0	1-2	0	1	1	3	5	0	0	0	27
20	MANJUNG, Dravon	r	4-7	3-5	1-3	1	2	3	1	12	0	1	0	30
02	MCGILL, Jaylan	g	1-4	1-3	1-2	0	1	1	1	4	0	0	1	29
03	DAVIS, Jon	g	8-17	4-10	4-4	1	4	5	0	24	3	4	0	33
22	YOUNGER, Brandon	g	1-6	0-3	0-0	0	0	0	0	3	2	1	0	35
00	HASLEM, Jallan	g	1-3	0-0	0-0	0	4	4	2	2	1	2	0	20
11	BURIGHT, Bo	g	0-4	0-3	1-2	0	4	3	1	1	0	0	0	16
21	KITOKO, John	g	0-2	0-2	0-0	0	1	1	0	0	0	0	0	20
	Team					3	1	4		3				
	Totals		17-48	8-26	8-13	5	18	23	13	50	6	10	0	2 / 200

FG % 1st Half: 9-22 40.9% 2nd half: 8-26 30.8% Game: 17-48 35.4%
 3FG % 1st Half: 3-12 25.0% 2nd half: 5-14 35.7% Game: 8-26 30.8% **Deathbl**
 FT % 1st Half: 4-4 100.0% 2nd half: 4-9 44.4% Game: 8-13 61.5% **Rebounds:**
 2

Officials: Les Jones, James Luckie, Ray Natili
 Technical fouls: WKU=None. Charlotte=None.
 Attendance: 3019

Score by periods	1st	2nd	Total
WKU	34	34	68
Charlotte	25	25	50

Points	In	Off	2nd	Fast	Bench
Point	T/O	Chance	Break	Bench	Bench
WKU	22	15	4	7	23
CHA	16	5	7	6	3

Score tied - 1 time.
 Lead changed - 8 times.
 Lst FG - WKU 2nd-02:38, CHA 2nd-00:22.
 Largest lead - WKU by 25 2nd-05:12, CHA by 3 1st-16:24.
 WKU led for 33:44, CHA led for 05:18. Game was tied for 00:58.

GAME 15

Old Dominion 69, WKU 66
Jan. 5, 2019 - (Ted Constant Convocation Center)

NORFOLK, Va. — WKU opened the game with a 21-0 run, but Old Dominion battled back and dealt the Hilltoppers a 69-66 road loss.

The Hilltoppers held the Monarchs scoreless for more than seven minutes to open the game, but Old Dominion trimmed its deficit to seven by halftime and took control with a big run midway through the second half.

WKU started the game in style, forcing Old Dominion to miss its first 12 shots.

The lead swelled to 21-0 at the 13:01 mark on a three-point play by sophomore guard Taveion Hollingsworth before the Monarchs began to battle back.

The Monarchs were back within one within the first four minutes of the second half, but it was their 14-2 run midway through the frame that allowed them to build a cushion, including three straight 3-pointers.

The Hilltoppers tied the game at 62-62 with 3:14 remaining, but Old Dominion answered with a huge 3 from Xavier Green and never gave up the lead.

Hollingsworth and Bassey each led WKU with 19 points. Bassey added 12 rebounds and three blocks.

Sophomore guard Josh Anderson had 17 points.

Official Basketball Box Score -- Game Totals -- Final Statistics
WKU vs ODU
1/5/19 7:00 PM at NORFOLK, VA.

WKU 66 • 8-7 (1-1 CUSA)

#	Player	Total			3-Pr			Rebounds		PF	TP	A To	Blk Stl	Min
		FG	FGA	FT	FTA	Off	Def	Total						
02	SAVAGE, Jared	c	3-11	1-3	1-2	1	5	6	2	8	0	0	1	39
23	BASSEY, Charles	c	8-11	2-2	1-2	2	10	12	4	19	0	5	3	37
04	ANDERSON, Josh	g	6-14	0-3	5-6	0	0	0	2	17	2	1	0	31
11	HOLLINGSWORTH, T.	g	6-15	2-6	5-5	1	3	4	2	19	3	1	0	40
20	BANTON, Dalano	g	0-2	0-1	1-2	0	7	7	2	1	3	4	1	31
00	SMITH, Tolu	g	1-2	0-0	0-0	1	1	2	3	2	0	1	0	3
01	BEARDEN, Lamonte	g	0-0	0-0	0-0	0	0	0	0	0	0	0	0	8
10	GAMBRELL, Jeremiah	g	0-0	0-0	0-0	0	0	0	0	0	0	0	0	2
21	OHMER, Jake	g	0-0	0-0	0-0	0	1	1	0	0	0	0	0	9
	Team					3	3	6						200
	Totals		24-55	5-15	13-17	18	29	37	15	66	8	13	5	2

FG % 1st Half: 15-31 48.4% 2nd half: 9-24 37.5% Game: 24-55 43.6%
 3FG % 1st Half: 3-8 33.3% 2nd half: 2-6 33.3% Game: 5-15 33.3%
 FT % 1st Half: 6-9 66.7% 2nd half: 7-8 87.5% Game: 13-17 76.5%

ODU 69 • 11-4 (1-1 CUSA)

#	Player	Total			3-Pr			Rebounds		PF	TP	A To	Blk Stl	Min
		FG	FGA	FT	FTA	Off	Def	Total						
13	CARVER, Aaron	f	0-0	0-0	0-0	0	2	2	1	0	0	0	0	7
25	ROBINSON III, Elbert	c	0-1	0-0	0-0	1	1	2	0	0	2	0	1	7
03	SMITH, B.J.	g	8-17	3-7	0-0	3	9	12	2	19	3	3	0	38
04	CAVER, Ahmad	g	7-16	2-6	2-3	0	4	4	3	16	6	0	1	38
10	GREEN, Xavier	g	3-8	2-4	0-0	0	2	2	2	8	2	1	0	32
01	WADE, Jason	g	2-5	0-1	0-2	2	4	3	4	1	0	0	0	25
02	KITHCART, Justice	g	3-8	1-5	0-1	0	2	3	0	7	1	0	1	21
22	EZPKE, Kahu	g	1-6	0-0	2-2	7	1	8	1	4	0	1	2	17
23	DICKENS, Dajour	g	3-5	0-0	3-4	0	2	3	9	0	0	0	2	15
	Team					1	3	4						200
	Totals		27-66	8-23	7-12	14	26	40	15	69	12	10	5	9

FG % 1st Half: 13-40 32.5% 2nd half: 14-26 53.8% Game: 27-66 40.9%
 3FG % 1st Half: 1-12 8.3% 2nd half: 7-11 63.6% Game: 8-23 34.8%
 FT % 1st Half: 5-7 71.4% 2nd half: 2-5 40.0% Game: 7-12 58.3%

Officials: Raymond Stovens, Bret Smith, Craig Murley
 Technical fouls: WKU-None; ODU-None.
 Attendance: 6928

Score by periods	1st	2nd	Total
WKU	39	27	66
ODU	32	37	69

Last FG - WKU 2nd-00:05, ODU 2nd-00:18.
 Largest lead - WKU by 21, 1st-13:07, ODU by 7 2nd-07:58.
 WKU led for 28:22. ODU led for 08:08. Game was tied for 03:30.

Points	In	Off	2nd	Fast	Bench
WOU	32	12	10	4	9
ODU	35	19	11	9 <th>24 </th>	24

Score tied - 2 times.
 Lead changed - 1 time.

GAME 16

Marshall 70, WKU 69
Jan. 12, 2019 - (Henderson Center)

HUNTINGTON, W.Va. — WKU led for nearly 34 minutes at Marshall, but Jansson Williams' 3-pointer with 20 seconds left proved to be the winner for the Herd in a 70-69 victory.

WKU led 42-31 at halftime and held Marshall to 26.9 percent shooting from 3-point range, but it was plagued by 18 turnovers and six second-half offensive rebounds by the Thundering Herd.

After pulling in front early with a 15-6 run, WKU didn't trail again until the final made basket.

Marshall climbed all the way back to tie it at 67-67 with 1:45 to play on a dunk by Williams, but redshirt senior guard Lamonte Bearden answered with a layup with 1:26 left.

With 20 seconds to play, Williams buried the game-winning 3 from the top of the key.

The Hilltoppers had multiple opportunities to score on the other end but came away empty-handed.

Sophomore guard Taveion Hollingsworth led WKU with 20 points, while freshman center Charles Bassey battled back from a knee contusion in the first half to tally 16 points, eight rebounds and two assists.

Anderson added 13 points and seven rebounds.

Behind Kinsey, Marshall senior guard Jon Elmore scored 21 points with five assists for Marshall.

Official Basketball Box Score -- Game Totals -- Final Statistics
Western Kentucky vs Marshall
1/12/19 7:05 PM at Huntington, W.Va. (Cam Henderson Center)

Western Kentucky 69 • 8-2 CUSA

#	Player	Total			3-Pr			Rebounds		PF	TP	A To	Blk Stl	Min
		FG	FGA	FT	FTA	Off	Def	Total						
23	BASSEY, Charles	c	7-11	0-1	2-2	4	4	8	4	16	2	4	1	26
02	SAVAGE, Jared	g	1-11	0-6	0-0	0	7	7	2	2	3	0	1	33
04	ANDERSON, Josh	g	5-11	1-2	2-4	4	3	7	2	13	2	1	0	37
11	HOLLINGSWORTH, T.	g	7-9	3-4	3-3	0	4	4	3	20	0	3	0	38
20	BANTON, Dalano	g	2-3	0-1	0-0	0	2	2	5	4	1	2	21	
00	SMITH, Tolu	g	3-3	0-0	0-1	0	3	3	6	0	2	1	0	14
01	BEARDEN, Lamonte	g	2-6	0-0	3-4	1	2	3	2	7	0	0	0	21
21	OHMER, Jake	g	0-2	0-2	0-0	0	0	0	1	0	1	0	0	10
	Team					2	2	2						1
	Totals		27-56	5-16	10-14	11	25	36	19	69	9	18	3	6

FG % 1st Half: 17-31 54.8% 2nd half: 10-25 40.0% Game: 27-56 48.2%
 3FG % 1st Half: 2-6 25.0% 2nd half: 3-8 37.5% Game: 5-16 31.2%
 FT % 1st Half: 6-8 75.0% 2nd half: 4-6 66.7% Game: 10-14 71.4%

Marshall 70 • 10-6, 3-0 CUSA

#	Player	Total			3-Pr			Rebounds		PF	TP	A To	Blk Stl	Min
		FG	FGA	FT	FTA	Off	Def	Total						
01	WILLIAMS, Jansson	f	5-9	2-6	0-1	1	5	6	1	12	0	4	5	28
01	KINSEY, Jarrod	g	9-14	1-3	4-5	4	3	7	3	22	0	0	0	40
13	WEST, Javon	g	1-6	1-6	0-0	0	2	2	3	3	0	0	0	32
14	BURKS, C.J.	g	1-4	0-0	2-2	0	2	2	0	4	2	3	0	22
03	ELMORE, Jon	g	6-16	2-7	7-8	0	2	2	1	21	5	5	0	38
20	WATSON, Rondale	g	2-7	0-3	0-0	1	4	5	1	4	4	1	0	28
21	BEYERS, Mikel	g	1-1	1-1	0-0	0	1	1	4	3	0	0	0	12
	Team					2	1	3						200
	Totals		25-57	7-26	13-16	8	20	28	12	70	14	14	6	9

FG % 1st Half: 9-27 33.3% 2nd half: 16-30 53.3% Game: 25-57 43.9%
 3FG % 1st Half: 4-15 26.7% 2nd half: 3-11 27.3% Game: 7-26 26.9%
 FT % 1st Half: 9-11 81.8% 2nd half: 4-5 80.0% Game: 13-16 81.3%

Officials: Barry Mathis, Matt Maham, Mick Fieldender
 Technical fouls: Western Kentucky-None; Marshall-None.
 Attendance: 7687

Score by periods	1st	2nd	Total
Western Kentucky	42	27	69
Marshall	31	39	70

Last FG - WKU 2nd-01:26, MARSH 2nd-00:21.
 Largest lead - WKU by 15 1st-02:46, MARSH by 5 1st-18:38.
 WKU led for 33:56, MARSH led for 04:07. Game was tied for 01:57.

Points	In	Off	2nd	Fast	Bench
WKU	30	22	10	4	13
MARSH	30	13	4	0	7

Score tied - 3 times.
 Lead changed - 4 times.

GAME 17

FIU 77, WKU 76
Jan. 17, 2019 - (E.A. Diddle Arena)

BOWLING GREEN, Ky. — WKU saw another double-digit lead slip away, falling 77-76 to FIU at E.A. Diddle Arena.

The Hilltoppers led by 16 with 11:29 remaining, but the Panthers came roaring back, and Brian Beard tossed in the winning layup with nine seconds left.

WKU shot 50.9 percent from the field and recorded 18 assists on 28 made baskets, but turned the ball over 18 times, including 11 in the second half.

Savage led the Hilltoppers with 19 points, nine rebounds, three assists and two steals.

Sophomore guards Josh Anderson and Taveion Hollingsworth had 17 and 14 points, respectively. Freshman center Charles Bassej finished with eight points, seven rebounds and three blocks.

Osasumwen Osaghae led FIU with 16 points and 10 rebounds.

Official Basketball Box Score -- Game Totals -- Final Statistics
FIU vs WKU
01/17/19 7 p.m. CT at E.A. Diddle Arena (Bowling Green, Ky.)

FIU 77 = 12-6, 3-2 C-USA

#	Player	Total			3-Ptr			Rebounds			PF	TP	A	To	Blk	Stl	Min
		FG	FGA	FT	FTA	FG	FGA	FT	FTA	Off							
12	ANDREWS, Devon	3	8	0	2	5	2	7	9	4	11	4	4	1	1	25	
04	OSAGHAE, Osasumwen	5	6	0	0	6	10	6	10	3	16	1	3	2	0	27	
03	JACOB, Trejon	0	3	0	2	0	0	1	3	4	1	0	1	0	0	17	
04	BEARD, JR., Brian	4	11	2	4	4	0	2	2	3	14	4	4	0	1	33	
05	DAYE, JR., Antonio	5	10	0	2	5	7	0	3	3	1	15	1	2	0	27	
01	BANKS, Isaiyah	1	5	0	2	1	4	0	2	2	2	3	1	0	1	16	
02	VEIRA, Cordell	0	0	0	0	0	0	0	0	0	0	0	0	0	0	3	
28	NUNEZ, JR., Willy	3	10	3	10	3	3	2	1	3	2	12	1	0	0	26	
22	DIENG, Elhadji	2	2	0	0	4	1	2	0	0	3	4	0	1	0	13	
31	DOUGLAS, Michael	1	1	0	0	0	1	1	2	2	2	0	0	1	0	13	
Team		1		2													
Totals		24	56	5	22	24	40	11	27	38	21	77	13	14	6	7	200
FG % 1st Half:		11-26	42.3%	2nd half:		13-30	43.3%	Game:		24-56	42.9%	Deadball					
3FG % 1st Half:		4-14	28.6%	2nd half:		1-8	12.5%	Game:		5-22	22.7%	Rebounds					
FT % 1st Half:		8-17	47.1%	2nd half:		13-25	69.6%	Game:		24-40	60.0%						

WKU 76 = 8-9, 1-3 C-USA

#	Player	Total			3-Ptr			Rebounds			PF	TP	A	To	Blk	Stl	Min
		FG	FGA	FT	FTA	FG	FGA	FT	FTA	Off							
02	SAVAGE, Jared	6	14	4	9	3	4	0	9	2	19	3	2	0	2	39	
04	ANDERSON, Josh	7	9	0	0	3	4	2	4	6	2	17	0	4	2	36	
22	BASSEJ, Charles	3	5	1	1	2	1	6	7	4	8	1	2	3	1	24	
11	HOLLINGSWORTH, T.	6	17	2	5	0	1	0	0	0	14	3	3	1	1	36	
29	BANTON, Dalano	2	3	0	1	0	0	1	6	7	2	4	8	4	1	21	
06	SMITH, Tolu	1	2	0	0	4	8	1	3	3	6	1	2	0	0	7	
01	BEARDEN, Lamonte	2	3	0	2	5	1	2	4	6	2	1	0	0	0	10	
05	HOLLON, Matt	1	1	0	0	0	0	1	1	3	2	0	0	0	0	9	
14	NELSON, Marek	0	0	0	0	0	0	0	0	0	0	0	0	0	0	1	
21	OHMER, Jake	0	1	0	1	0	0	0	0	2	0	0	0	0	0	7	
Team		0		1		0		1									
Totals		28	55	7	17	13	24	8	28	36	22	76	18	18	7	8	200
FG % 1st Half:		16-27	59.3%	2nd half:		12-28	42.9%	Game:		28-55	50.9%	Deadball					
3FG % 1st Half:		6-10	60.0%	2nd half:		1-7	14.3%	Game:		7-17	41.2%	Rebounds					
FT % 1st Half:		5-12	41.7%	2nd half:		8-12	66.7%	Game:		13-24	54.2%						

Officials: Kelly Self, James Luckie, Roger Ayers
Technical fouls: FIU-None. WKU-None.
Attendance: 5102

Score by periods	1st	2nd	Total
FIU	34	43	77
WKU	43	33	76

Last FG - FIUM 2nd-00:09, WKU 2nd-00:16.
Largest lead - FIUM by 8 1st-17:44, WKU by 16 2nd-11:29.
FIUM led for 13:58, WKU led for 25:01, game was tied for 0:01.

Points	In	Off	2nd	Fast	Bench
FGA	Paint	T/O	Chance	Break	
WKU	38	13	9	14	14

Score tied - 5 times.
Lead changed - 8 times.

GAME 18

WKU 72, Florida Atlantic 66
Jan. 19, 2019 - (E.A. Diddle Arena)

BOWLING GREEN, Ky. — WKU withstood a 3-point barrage from Florida Atlantic, snapping a three-game losing streak with a 72-66 victory at E.A. Diddle Arena.

The Hilltoppers trailed for more than 25 minutes and allowed Florida Atlantic to make 14 3-pointers, but WKU seized control over the final eight minutes.

The Tops had lost their previous three games by a combined five points after leading each game by at least 15.

Sophomore guard Taveion Hollingsworth paved the way with 24 points, five rebounds, three steals and two assists.

Sophomore guard Josh Anderson had 15 points and six rebounds, and freshman center Charles Bassej recorded his seventh double-double with 10 points, 11 rebounds and three blocks.

Redshirt senior guard Lamonte Bearden stepped up off the bench with 11 points in 26 minutes.

The Hilltoppers shot 42.9 percent from the field and made 18 of 21 free throws, including 16 of 17 in the second half. They grabbed 10 steals - three pieces from Savage and Hollingsworth.

Stapleton and Anthony Adger led FAU with 17 points each.

Official Basketball Box Score -- Game Totals -- Final Statistics
Florida Atlantic vs WKU
01/19/19 2 p.m. CT at E.A. Diddle Arena (Bowling Green, Ky.)

Florida Atlantic 66 = 11-8, 2-4 C-USA

#	Player	Total			3-Ptr			Rebounds			PF	TP	A	To	Blk	Stl	Min
		FG	FGA	FT	FTA	FG	FGA	FT	FTA	Off							
12	ZECEVIC, Aleksandar	3	5	1	1	0	0	3	4	7	3	7	1	0	0	21	
03	ADGER, Anthony	8	20	3	13	0	2	1	3	4	2	17	2	2	0	38	
11	FORREST, Michael	2	7	2	3	3	3	3	9	2	3	9	2	0	0	17	
21	LEPICHEV, Simeon	1	5	0	0	0	0	1	1	3	2	1	2	1	0	23	
23	MATRE, Richardson	1	4	1	1	0	2	5	7	3	3	2	0	0	0	27	
04	STAPLETON, Xavian	6	10	5	7	0	1	4	5	3	17	1	2	0	1	23	
10	ELLIS, Kevaughn	1	2	1	2	0	0	1	1	1	3	2	2	0	0	11	
24	JACKSON, Cedric	2	3	1	2	0	0	1	0	1	0	5	0	0	0	5	
25	SILINS, Karlis	1	4	0	1	2	2	1	3	0	1	0	1	0	0	15	
Team		0		1		2		2		4							
Totals		24	60	14	30	4	7	12	23	35	19	66	12	15	1	3	200
FG % 1st Half:		15-30	50.0%	2nd half:		9-30	30.0%	Game:		24-60	40.0%	Deadball					
3FG % 1st Half:		10-17	58.8%	2nd half:		4-13	30.8%	Game:		14-30	46.7%	Rebounds					
FT % 1st Half:		0-0	0.0%	2nd half:		4-7	57.1%	Game:		4-7	57.1%						

WKU 72 = 9-9, 2-3 C-USA

#	Player	Total			3-Ptr			Rebounds			PF	TP	A	To	Blk	Stl	Min
		FG	FGA	FT	FTA	FG	FGA	FT	FTA	Off							
02	SAVAGE, Jared	3	10	2	8	0	1	3	4	1	8	3	1	1	1	33	
22	BASSEJ, Charles	4	8	0	0	3	8	11	3	10	0	6	3	1	1	36	
04	ANDERSON, Josh	9	19	0	1	7	8	2	4	6	1	15	3	2	1	31	
11	HOLLINGSWORTH, T.	4	9	2	6	4	4	1	4	5	1	24	2	1	1	30	
21	BANTON, Dalano	0	4	0	2	0	0	2	2	0	0	2	1	0	0	14	
00	SMITH, Tolu	0	2	0	0	1	2	1	0	1	0	1	0	0	0	4	
01	BEARDEN, Lamonte	3	4	1	1	4	1	3	3	1	1	1	1	0	0	26	
22	DIAGNE, Moustapha	0	1	0	0	0	1	0	1	0	0	0	0	0	0	4	
21	OHMER, Jake	1	2	1	1	0	0	2	2	1	3	0	0	0	1	12	
Team		0		1		2		3									
Totals		24	56	6	21	18	21	11	27	38	8	72	13	11	6	10	200
FG % 1st Half:		14-29	48.3%	2nd half:		10-27	37.0%	Game:		24-56	42.9%	Deadball					
3FG % 1st Half:		2-3	66.7%	2nd half:		2-8	25.0%	Game:		5-21	23.8%	Rebounds					
FT % 1st Half:		2-4	50.0%	2nd half:		16-17	94.1%	Game:		18-21	85.7%						

Officials: Brent Dugas, Ty Meixsell, Joey Richardson
Technical fouls: Florida Atlantic-None. WKU-None.
Attendance: 4963

Score by periods	1st	2nd	Total
Florida Atlantic	40	26	66
WKU	34	38	72

Points	In	Off	2nd	Fast	Bench
FGA	Paint	T/O	Chance	Break	
WKU	38	13	9	14	14

Score tied - 5 times.
Lead changed - 3 times.

Last FG - FAU 2nd-00:35, WKU 2nd-02:18.
Largest lead - FAU by 12 1st-10:14, WKU by 7 2nd-01:55.
FAU led for 25:33, WKU led for 09:35, game was tied for 04:32.

GAME 19

WKU 68, Marshall 59
Jan. 21, 2019 - (E.A. Diddle Arena)

BOWLING GREEN, Ky. — WKU scored 14 unanswered points late in the second half to surge past Marshall, soaring to a 68-59 victory in front of 6,368 fans at E.A. Diddle Arena.

After Marshall pulled in front 53-46 with a 7-0 run, WKU rattled off 14 straight points to go up 60-53 with 1:37 left.

Sophomore guard Josh Anderson had eight points during that stretch, including a steal and fast-break dunk that put the Hilltoppers in front for good at 54-53.

Anderson finished with a career-high 25 points and five steals — 18 of those points after halftime. He made 10 of 16 shots from the field.

Freshman center Charles Bassey scored 17 points and grabbed a career-high 17 rebounds. Sophomore guard Taveion Hollingsworth was held scoreless in the first half but finished with 10 points, netting 6 of 6 free throws.

The Hilltoppers outrebounded Marshall 47-28, held the Herd to a season low for points and netted 18 of 22 free throws, including 14 of 16 in the second half.

Jon Elmore paced the Herd with 17 points.

**Official Basketball Box Score -- Game Totals -- Final Statistics
 Marshall vs WKU
 01/21/19 8 p.m. CT at E.A. Diddle Arena (Bowling Green, Ky.)**

Marshall 59 • 12-7, 5-1-C-USA		Total		3-Pr		Rebounds		PF		TP		A TO Blk Stl		Min	
#	Player	FG	FGA	FT	FTA	Off	Def	Tot	P	T	A	O	B	S	Min
01	KINSEY, Taveion	1-4	0-2	1-2	2	1	3	3	3	4	1	0	3	27	
02	WILLIAMS, Jannson	4-10	1-6	0-0	1	1	2	3	9	0	1	3	0	28	
11	WEST, Jarrod	3-6	2-5	0-0	1	1	2	2	8	0	1	0	5	34	
14	BURKS, C.J.	5-15	0-3	3-5	0	8	8	1	13	2	7	0	1	38	
33	ELMORE, Jon	5-17	4-10	3-3	0	5	5	1	17	2	4	0	1	38	
21	GEORGE, Darius	1-1	1-1	0-0	1	1	2	0	3	0	0	0	0	5	
22	WATSON, Rondale	1-4	0-2	0-0	0	2	2	4	2	1	1	0	1	16	
31	BEYERS, Mike	2-5	0-3	0-0	0	2	2	0	4	1	0	0	0	14	
	Team					1	1	2							
	Totals	22-62	8-32	7-10	1	6	22	28	14	59	9	16	3	11	200
	FG % 1st Half: 10-31 32.3%	2nd Half: 12-31 38.7%	Game: 22-62 35.5%												Deadball Rebounds 1
	3FG % 1st Half: 3-16 18.8%	2nd Half: 5-16 31.3%	Game: 8-32 25.0%												
	FT % 1st Half: 2-2 100.0	2nd Half: 5-8 62.5%	Game: 7-10 70.0%												

WKU 68 • 10-9, 3-3-C-USA		Total		3-Pr		Rebounds		PF		TP		A TO Blk Stl		Min	
#	Player	FG	FGA	FT	FTA	Off	Def	Tot	P	T	A	O	B	S	Min
02	SAVAGE, Jared	1-5	1-5	3-4	0	5	5	1	6	1	3	1	1	37	
23	BASSEY, Charles	7-13	0-1	3-4	7	10	17	3	17	0	4	1	0	35	
04	ANDERSON, Josh	10-16	2-3	3-4	1	2	3	4	25	1	5	0	5	38	
11	HOLLINGSWORTH, T.	2-10	0-4	6-6	1	2	3	2	10	0	2	1	0	38	
20	BANTON, Dalano	1-3	0-2	0-0	0	2	2	0	2	3	1	2	0	10	
00	SMITH, Tolu	0-0	0-0	0-0	0	1	1	0	0	0	1	0	0	5	
12	BEARDEN, Lamonte	1-5	0-0	3-4	0	5	5	0	5	3	3	0	0	27	
21	DIAGNE, Moustapha	0-1	0-1	0-0	0	2	2	0	0	0	0	0	0	3	
21	OHMER, Jake	1-2	1-2	0-0	0	2	2	1	3	0	0	0	0	11	
	Team					2	5	7							
	Totals	23-55	4-18	18-22	11	66	8	21	5	6	20	0	0	200	
	FG % 1st Half: 9-26 34.6%	2nd Half: 14-29 48.3%	Game: 23-55 41.8%												Deadball Rebounds 3
	3FG % 1st Half: 2-10 20.0%	2nd Half: 2-8 25.0%	Game: 4-18 22.2%												
	FT % 1st Half: 4-6 66.7%	2nd Half: 14-16 87.5%	Game: 18-22 81.8%												

Officials: Jeb Hartness, Antonio Petty, Doug Simons
 Technical Fouls: Marshall-KINSEY, Taveion, WKU-None.
 Attendance: 6369

Score by periods				1st	2nd	Total
Marshall	25	34	89			
WKU	24	44	68			

Last FG - MARSH 2nd-01:29, WKU 2nd-00:18.
 Largest lead - MARSH by 8, 2nd-17:43, WKU by 9 2nd-00:18.
 MARSH led for 18:48, WKU led for 16:53, Game was tied for 04:19.

Points		In	Off	2nd	Fast	Bench
Marshall	34	12	11	8	9	8
WKU	34	15	11	8	9	8

Score tied - 2 times.
 Largest changed - 8 times.

GAME 20

WKU 66, Southern Miss 63
Jan. 24, 2019 - (Reed Green Coliseum)

HATTIESBURG, Miss. — Charles Bassey pulled down 17 rebounds for the second straight game, and WKU held on late for a 66-63 victory at Southern Miss.

The freshman center Bassey finished with 14 points and 17 rebounds, as he and redshirt junior guard/forward Jared Savage (14 points) led five Hilltoppers in double figures scoring.

WKU won its third straight game after dropping three straight league games by five total points.

Bassey reached his ninth double-double of the season — and third straight overall — in the first half with 10 points and 11 boards before the break.

WKU went on an 8-0 run down 12-8 to pull in front 16-12 on a basket by sophomore guard Taveion Hollingsworth. The Hilltoppers then closed the half with a 16-4 burst to lead 34-21 at halftime.

Southern Miss got back within four with three-plus minutes left, but sophomore guard Josh Anderson halted the run with a thunderous dunk down the lane.

After taking a shot to the face in the first half, Anderson scored 11 points with four rebounds and three assists with a bandaged nose in the second frame.

Harpert-Baker paced Southern Miss with 18 points and 15 rebounds.



**Official Basketball Box Score -- Game Totals -- Final Statistics
 WKU vs Southern Miss
 01/24/19 7 p.m. at Reed Green Coliseum**

WKU 66 • 11-9, 4-3-C-USA		Total		3-Pr		Rebounds		PF		TP		A TO Blk Stl		Min	
#	Player	FG	FGA	FT	FTA	Off	Def	Tot	P	T	A	O	B	S	Min
22	SAVAGE, Jared	4-11	3-8	3-6	1	5	6	3	14	0	3	0	0	32	
23	BASSEY, Charles	7-10	0-0	0-0	5	12	17	3	14	0	5	1	1	35	
04	ANDERSON, Josh	5-11	0-3	1-2	1	3	4	2	11	3	0	0	0	29	
11	HOLLINGSWORTH, T.	5-13	1-4	1-3	0	1	2	3	12	1	4	0	1	38	
20	BANTON, Dalano	2-4	1-4	0-1	2	5	7	0	5	3	2	0	3	24	
00	SMITH, Tolu	0-0	0-0	0-0	0	1	1	0	0	0	0	0	0	5	
12	BEARDEN, Lamonte	3-5	1-2	3-4	0	2	2	0	10	4	2	0	2	25	
21	DIAGNE, Moustapha	0-2	0-2	0-0	0	0	0	0	0	0	0	0	0	5	
21	OHMER, Jake	0-1	0-0	0-0	0	0	0	0	1	0	0	0	0	10	
	Team					0	0	0							
	Totals	26-57	6-21	8-16	1	10	29	39	11	66	12	16	1	7	200
	FG % 1st Half: 15-34 44.1%	2nd Half: 11-23 47.8%	Game: 26-57 45.6%												Deadball Rebounds 2
	3FG % 1st Half: 2-11 18.2%	2nd Half: 4-10 40.0%	Game: 6-21 28.6%												
	FT % 1st Half: 2-5 40.0%	2nd Half: 6-11 54.5%	Game: 8-16 50.0%												

Southern Miss 63 • 11-9, 3-5-C-USA		Total		3-Pr		Rebounds		PF		TP		A TO Blk Stl		Min	
#	Player	FG	FGA	FT	FTA	Off	Def	Tot	P	T	A	O	B	S	Min
11	TIM ROWE	3-5	0-1	1-2	1	0	3	7	1	0	3	7	1	22	
32	Leonard HARPER-BAKE	7-12	1-1	3-5	4	11	15	1	18	1	3	0	0	31	
01	Cortez EDWARDS	4-13	0-2	0-0	0	4	4	2	8	0	0	0	2	38	
20	Kevin HOLLAND	1-4	1-4	0-0	0	0	0	1	3	2	1	0	2	17	
55	Tyree GRIFFIN	3-12	1-6	1-3	1	3	4	1	8	5	1	0	4	38	
02	Shakur DANIEL	0-0	0-0	0-0	0	0	0	1	0	0	0	0	0	4	
03	Gabe WATSON	2-3	0-1	0-2	3	2	5	3	4	0	4	0	0	17	
11	LaDarius DRAINE	5-11	5-10	0-0	0	6	6	2	15	0	0	0	1	27	
13	Boban JACDONMI	0-0	0-0	0-0	0	0	0	0	0	0	0	0	0	3	
21	Anfernee HAMPTON	0-1	0-1	0-0	0	0	0	1	0	0	0	0	0	3	
	Team					1	1	2							
	Totals	25-61	8-26	5-12	10	27	37	15	63	17	2	10	2	200	
	FG % 1st Half: 9-28 32.1%	2nd Half: 16-33 48.5%	Game: 25-61 41.0%												Deadball Rebounds 4
	3FG % 1st Half: 2-10 20.0%	2nd Half: 6-16 37.5%	Game: 8-26 30.8%												
	FT % 1st Half: 1-3 33.3%	2nd Half: 4-9 44.4%	Game: 5-12 41.7%												

Officials: Darron George, Brent Hampton, Marques Pettigrew
 Technical Fouls: WKU-None, Southern Miss-None.
 Attendance: 2568

Score by periods				1st	2nd	Total
WKU	34	32	66			
Southern Miss	21	42	63			

Last FG - WKU 2nd-02:28, USM 2nd-00:03.
 Largest lead - WKU by 13 1st-00:31, USM by 5 1st-17:31.
 WKU led for 30:06, USM led for 07:17, Game was tied for 02:37.

GAME 21

Louisiana Tech 62, WKU 50
Jan. 26, 2019 - (Thomas Assembly Center)

RUSTON, La. — WKU once again built a halftime lead on the road, but couldn't hold on for a 62-50 loss at Louisiana Tech.

The Hilltoppers were denied their fourth straight win as Louisiana Tech improved to 12-0 at home this season.

WKU held Louisiana Tech to 26.7 percent shooting in the first half and didn't allow the Bulldogs to score for the final 4:34 before halftime.

The Hilltoppers scored the final seven points of the half to open a 28-21 advantage at the break.

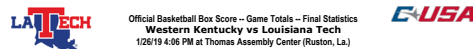
But Louisiana Tech went on a 19-2 run to start the second half, and the Bulldogs' 15 straight at one point made it 40-30 in their favor with 13:42 to play.

WKU still trailed by 10 at 46-36 when the Hilltoppers went on an 11-3 run to get back within two at 49-47 on a basket by Hollingsworth at the 7:31 mark.

Louisiana Tech star guard DaQuan Bracey answered with one of his several big buckets, and WKU couldn't get over the hump.

Bracey finished the game with a game-high 17 points after going scoreless in the first half.

Freshman center Charles Bassey led WKU with 16 points and eight rebounds, making 8 of 8 free throws. Redshirt junior guard/forward Jared Savage added 11 points.



Official Basketball Box Score - Game Totals - Final Statistics
Western Kentucky vs Louisiana Tech
1/26/19 4:06 PM at Thomas Assembly Center (Ruston, La.)

Western Kentucky 50 • 11-10 (4-4)														
#	Player	FG	FGA	FT	FTA	Rebounds	PF	TP	A	O	Blk	Stl	Min	
02	SAVAGE, Jared	3-9	3-6	2-2	0	3	3	2	11	1	2	1	38	
23	BASSEY, Charles	4-5	0-0	8-8	2	6	8	4	16	0	4	0	29	
04	ANDERSON, Josh	2-7	0-1	0-0	0	5	5	5	4	1	3	2	25	
11	HOLLINGSWORTH, T.	3-6	1-3	0-2	1	2	3	1	7	3	0	0	38	
20	BANTON, Dalano	1-4	0-1	1-2	0	0	1	3	0	0	0	1	12	
00	SMITH, Tolu	2-4	0-0	1-3	4	5	9	1	5	1	1	2	18	
01	BEARDEN, Lamonte	1-4	0-1	2-4	0	1	2	4	5	2	0	2	30	
05	HORTON, Matt	0-0	0-0	0-0	1	1	0	1	0	0	1	0	3	
12	DIAGNE, Moustapha	0-2	0-1	0-0	0	0	0	1	0	0	0	0	3	
23	OHMER, Jake	0-2	0-2	0-0	0	0	0	1	0	0	0	0	4	
	Team					5	5							
Totals		16-43	4-15	14-21	1	7	28	35	18	50	11	17	5	200
FG % 1st Half:		10-21	47.6%	2nd Half:	6-22	27.3%	Game:	16-43	37.2%	Deadball Rebounds:				
3FG % 1st Half:		4-10	40.0%	2nd Half:	0-5	0.0%	Game:	4-15	26.7%	4				
FT % 1st Half:		4-7	57.1%	2nd Half:	10-14	71.4%	Game:	14-21	66.7%	4				

Louisiana Tech 62 • 15-7 (5-4)														
#	Player	FG	FGA	FT	FTA	Rebounds	PF	TP	A	O	Blk	Stl	Min	
12	DURLI, Anthony	4-9	1-2	0-0	2	9	11	1	9	2	2	4	38	
35	POWELL, Oliver	1-4	0-0	0-3	1	3	4	5	2	2	2	0	22	
01	ARCHIBALD, Amorie	2-7	1-5	2-5	1	2	1	7	10	1	1	2	35	
04	BRACEY, DaQuan	6-14	2-4	3-4	1	4	4	2	17	2	1	0	35	
11	PERKINSON, Jacobly	4-9	1-3	0-0	0	1	2	4	9	0	3	0	19	
10	LANGSTON, Ra'Shawn	4-11	3-8	4-4	0	4	0	15	2	0	0	0	29	
20	THOMAS, Stacey	0-0	0-0	1-2	0	0	2	1	0	0	0	0	11	
23	MUHAMMED, Mubarak	1-4	0-1	0-0	1	0	1	4	2	0	0	1	11	
	Team					6	6							
Totals		22-58	8-23	10-18	1	13	23	36	19	62	18	9	6	200
FG % 1st Half:		8-30	26.7%	2nd Half:	14-28	50.0%	Game:	22-58	37.9%	Deadball Rebounds:				
3FG % 1st Half:		5-13	38.5%	2nd Half:	5-10	50.0%	Game:	8-23	34.8%	3				
FT % 1st Half:		2-5	40.0%	2nd Half:	8-13	61.5%	Game:	10-18	55.6%	3				

Officials: Kerry Sitton, Andrew Walton, Tommy Short
Technical fouls: Western Kentucky-SAVAGE, Jared. Louisiana Tech-None.
Attendance: 3917

Score by periods	1st	2nd	Total
Western Kentucky	28	22	50
Louisiana Tech	21	41	62

	In	Off	2nd	Fast	Bench
Points	TECH	WKU	T/O	Chance	Break
Western Kentucky	20	19	7	10	18
Louisiana Tech	20	19	7	10	18

Score tied - 4 times.
Lead changed - 4 times.

GAME 22

WKU 96, UTSA 88 (OT)
Jan. 31, 2019 - (E.A. Diddle Arena)

BOWLING GREEN, Ky. — WKU forced overtime in improbable fashion against UTSA, survived the highest-scoring effort from an opposing player ever at E.A. Diddle Arena, then stormed to victory in overtime for a 96-88 home win.

WKU had five players in double figures, led by 22 points apiece from freshman center Charles Bassey and redshirt senior guard Lamonte Bearden.

Bassey had a career-high 18 rebounds for his fourth double-double in his last five games. He was 7 of 8 from the field and 8 of 10 from the free-throw line.

Bearden had two steals – one of them the biggest play of the game. With UTSA up 78-77 with eight seconds left, Bearden swatted away and grabbed the inbounds pass and was fouled.

He sank 1 of 2 free throws to tie the game, and WKU made 4 of 6 shots and 7 of 8 free throws in overtime to pull away.

It took all of that to overcome a career-high 46 points from UTSA's Jhivvan Jackson, who made 16 of 31 shots and 8 of 14 3-pointers. That was the most points ever by an opposing player in Diddle Arena, and the Roadrunners also got 26 points from Keaton Wallace.

Three of WKU's made shots in overtime were 3-pointers by redshirt junior guard/forward Jared Savage. He went 1 of 6 from long range in regulation but 3 of 4 in OT, including two in the first two minutes to give the Hilltoppers the advantage.

Official Basketball Box Score - Game Totals - Final Statistics
UTSA vs WKU
01/31/19 7 p.m. CT at E.A. Diddle Arena (Bowling Green, Ky.)

UTSA 88 • 12-10, 6-3 C-USA													
#	Player	FG	FGA	FT	FTA	Rebounds	PF	TP	A	O	Blk	Stl	Min
02	JACKSON, Jhivvan	16-31	8-14	6-8	1	0	1	4	46	3	2	0	44
03	FROHNEN, Byron	2-4	0-0	1-2	3	5	3	5	1	2	0	0	39
05	DE NICOLAJO, Giovanni	2-9	1-4	0-0	3	2	0	19	3	0	0	0	38
11	IYAYE, Adokiye	0-0	0-0	0-0	0	3	8	0	0	0	0	0	11
15	RODRIGUEZ, Adrian	0-0	0-0	0-0	0	0	0	0	0	0	0	0	0+
22	WALLACE, Keaton	8-20	7-13	3-4	0	5	4	26	2	0	0	0	42
23	BIOR, Atem	1-2	0-0	0-0	0	1	2	1	2	0	0	0	17
25	ALLEN, Nick	1-2	0-0	0-0	0	3	6	3	4	6	1	2	34
	Team					3	4						
Totals		31-69	16-31	10-14	8	25	21	98	19	9	2	0	225
FG % 1st Half:		16-33	48.5%	2nd Half:	13-20	44.8%	OT:	2-7	38.6%	Game:			
3FG % 1st Half:		7-14	50.0%	2nd Half:	8-15	53.3%	OT:	1-2	50.0%	Game:			
FT % 1st Half:		0-0	0.0%	2nd Half:	5-8	62.5%	OT:	5-6	83.3%	Game:			

WKU 96 • 12-10, 5-4 C-USA													
#	Player	FG	FGA	FT	FTA	Rebounds	PF	TP	A	O	Blk	Stl	Min
00	SMITH, Tolu	1-2	0-0	3-4	2	3	5	2	5	0	1	0	20
01	BEARDEN, Lamonte	8-16	2-6	4-5	2	3	2	22	7	1	0	2	39
02	SAVAGE, Jared	4-14	1-0	0-0	0	3	2	12	3	0	1	0	36
04	ANDERSON, Josh	6-13	1-4	0-0	1	5	4	10	3	0	0	0	37
11	HOLLINGSWORTH, T.	4-10	0-3	3-4	1	4	5	11	2	1	0	0	32
20	BANTON, Dalano	1-5	0-1	0-0	2	1	3	0	2	1	1	0	6
21	OHMER, Jake	1-6	1-6	0-0	0	0	0	2	3	1	1	0	18
23	BASSEY, Charles	7-8	0-0	8-10	4	14	18	2	22	1	1	0	37
	Team					5	6						
Totals		32-72	10-31	22-27	15	33	48	14	96	17	6	3	225
FG % 1st Half:		16-34	47.1%	2nd Half:	12-32	37.5%	OT:	4-6	66.7%	Game:			
3FG % 1st Half:		5-15	33.3%	2nd Half:	2-11	18.2%	OT:	3-5	60.0%	Game:			
FT % 1st Half:		4-4	100.0%	2nd Half:	11-15	73.3%	OT:	7-8	87.5%	Game:			

Officials: James Breeding, John Hampton, Jeb Hartness
Technical fouls: UTSA-None. WKU-None.
Attendance: 4983

Score by periods	1st	2nd	OT	Total
UTSA	39	39	10	88
WKU	41	37	18	96

	In	Off	2nd	Fast	Bench
Points	UTSA	WKU	T/O	Chance	Break
UTSA	22	6	15	2	10
WKU	36	7	19	2	10

Score tied - 7 times.
Lead changed - 12 times.

GENERAL

HILLTOPPERS

2018-19 REVIEW

HISTORY

UNIVERSITY

OPPONENTS

GAME 23

WKU 76, UTEP 59
Feb. 2, 2019 - (E.A. Diddle Arena)

BOWLING GREEN, Ky. — WKU valued the ball for the second straight outing and made a living at the free-throw line, pushing past UTEP 76-59 at E.A. Diddle Arena.

The Hilltoppers committed just nine turnovers and netted 19 of 29 shots from the charity stripe. They've now won five of their last six games after a 1-3 start in league play.

Sophomore guard Josh Anderson led all scorers with 18 points, including 14 in an explosive first half. Freshman center Charles Bassey registered his fifth double-double in his last six games with 17 points and 12 rebounds.

Redshirt junior guard/forward Jared Savage scored 14 points, and redshirt senior guard Lamonte Bearden tallied nine points, seven assists and four rebounds.

Sophomore guard Taveion Hollingsworth chipped in six points and nine rebounds.

WKU outrebounded the Miners 41-32 and shot 51.6 percent from the field in the second half.

UTEP shot just 36.1 percent overall. Nigel Hawkins paced the Miners with 17 points.

Official Basketball Box Score -- Game Totals -- Final Statistics
UTEP vs WKU
02/02/19 6 p.m. CT at E.A. Diddle Arena (Bowling Green, Ky.)

UTEP 59 • 7-14, 2-8 C-USA

#	Player	Total		3-Pr		Rebounds		PF	TP	A	TO	Bk	Stl	Min	
		FG	FGA	FT	FTA	Off	Def								Tot
32	ODIGIE, Efe	r	4-13	0-0	0-0	1	3	4	4	8	1	5	1	0	31
00	HAWKINS, Nigel	g	5-13	3-7	4-5	1	4	5	3	17	1	2	0	1	34
01	THOMAS, Paul	g	0-3	0-3	0-0	0	2	4	0	0	1	0	0	0	10
02	LATKON, Jordan	g	2-7	0-2	0-0	2	1	3	3	4	3	1	2	0	38
13	CAMPBELL, Ountae	g	2-4	0-2	0-0	1	3	4	2	4	1	1	0	0	29
03	GILYARD, Evan	g	5-14	1-6	5-6	0	4	4	0	16	1	0	0	0	30
15	MAGEE, Kobe	g	3-4	2-3	0-0	0	1	2	6	3	0	0	0	0	19
25	EZEGU, Kaosi	g	1-3	0-0	0-0	1	3	4	2	0	0	2	0	0	9
Team						3	2	5							
Totals			22-61	6-23	9-11	9	23	32	21	59	10	11	5	1	200

FG % 1st Half: 12-32 37.5% 2nd half: 10-29 34.5% Game: 22-61 36.1%
3FG % 1st Half: 2-11 18.2% 2nd half: 4-12 33.3% Game: 6-23 26.1%
FT % 1st Half: 5-6 83.3% 2nd half: 4-5 80.0% Game: 9-11 81.8%

WKU 76 • 13-10, 6-4 C-USA

#	Player	Total		3-Pr		Rebounds		PF	TP	A	TO	Bk	Stl	Min	
		FG	FGA	FT	FTA	Off	Def								Tot
22	BASSEY, Charles	c	8-14	0-0	1-4	5	7	12	1	17	0	3	1	1	35
01	BEARDEN, Lamonte	g	3-5	0-0	3-3	0	4	4	0	9	7	2	0	0	32
02	SAVAGE, Jared	g	3-7	2-5	6-9	0	4	4	1	14	0	1	1	1	34
04	ANDERSON, Josh	g	6-12	0-2	6-9	0	4	4	3	18	2	1	0	0	34
11	HOLLINGSWORTH, T.	g	2-10	0-3	2-3	3	6	9	0	6	1	0	0	1	34
09	SMITH, Tolu	g	2-4	0-0	0-0	2	2	3	4	0	2	0	0	0	9
05	HORTON, Matt	g	0-0	0-0	0-0	0	0	0	1	0	0	0	1	0	3
20	BANTON, Dalano	g	1-2	0-1	1-1	0	2	2	1	3	2	0	0	0	6
21	OHMER, Jake	g	2-3	1-2	0-0	0	0	0	5	0	0	0	0	0	13
Team						1	3	4							
Totals			27-57	3-13	19-29	11	30	41	10	76	12	9	3	2	200

FG % 1st Half: 11-26 42.3% 2nd half: 16-31 51.6% Game: 27-57 47.4%
3FG % 1st Half: 1-7 14.3% 2nd half: 2-6 33.3% Game: 3-13 23.1%
FT % 1st Half: 11-17 64.7% 2nd half: 8-12 66.7% Game: 19-29 65.5%

Officials: Tom Eades, James Hicks, Joey Richardson
Technical fouls: UTEP-None, WKU-ANDERSON, Josh.
Attendance: 6397

Score by periods	1st	2nd	Total
UTEP	31	28	59
WKU	34	42	76

Last FG - UTEP 2nd-02:43, WKU 2nd-00:47.
Largest lead - UTEP by 2 1st-07:53, WKU by 17 2nd-00:47.
UTEP led for 01:52, WKU led for 34:20, Game was tied for 03:48.

Points	In	Off	2nd	Fast	Bench
UTEP	39	7	11	10	26
WKU	36	15	19	6	12

Score tied - 6 times.
Lead changed - 4 times.

GAME 24

WKU 92, Rice 85 (2OT)
Feb. 7, 2019 - (Tudor Fieldhouse)

HOUSTON, Texas — WKU held Rice scoreless for more than seven minutes late in regulation, then made clutch plays in the extra periods for a 92-85 road victory in double overtime.

The Hilltoppers played without head coach Rick Stansbury, who missed the game because of a lingering back injury. Assistant Marc Hsu served as interim coach in Stansbury's stead.

A 14-1 WKU run gave the Tops the lead on a 3-pointer by redshirt junior guard/forward Jared Savage, but Rice's Chris Mullins hit one free throw to send the game to overtime.

The Owls forced double OT with a late 3-pointer, but WKU scored the first five points of the second extra period, and Rice didn't score in the frame until the 1:50 mark.

Sophomore guard Josh Anderson led all scorers with 24 points, nine rebounds and four steals, while Savage added 21 points, five rebounds, three assists and five made 3s – including the first one of the game to make WKU the fifth program in NCAA history with 1,000 straight games with a made 3.

Redshirt senior guard Lamonte Bearden had 16 points and a career-high 11 assists with zero turnovers. Freshman center Charles Bassey recorded his 12th double-double of the season with 10 points, 14 rebounds and five blocks, including three in OT while playing with four fouls.

Official Basketball Box Score -- Game Totals -- Final Statistics
WKU vs Rice
2/7/19 8 p.m. at Houston, Texas (Tudor Fieldhouse)

WKU 92 • 14-10, 7-4 C-USA

#	Player	Total		3-Pr		Rebounds		PF	TP	A	TO	Bk	Stl	Min	
		FG	FGA	FT	FTA	Off	Def								Tot
02	SAVAGE, Jared	r	7-15	5-12	2-2	1	5	6	1	21	3	1	0	0	45
23	BASSEY, Charles	c	3-9	1-2	3-4	2	12	14	4	10	0	3	5	2	39
01	BEARDEN, Lamonte	g	7-14	2-4	0-0	1	3	4	3	16	11	0	0	1	43
04	ANDERSON, Josh	g	10-21	0-2	4-6	5	4	9	4	24	1	2	2	4	43
11	HOLLINGSWORTH, T.	g	3-13	1-4	3-4	1	5	6	2	10	2	0	3	0	47
00	SMITH, Tolu	g	1-2	0-0	2-3	0	3	3	2	4	0	3	0	0	11
05	HORTON, Matt	g	0-0	0-0	0-0	0	0	0	0	1	0	0	1	0	1
20	BANTON, Dalano	g	2-2	0-0	0-2	1	1	2	4	0	3	0	0	0	13
21	OHMER, Jake	g	1-2	1-2	0-0	0	0	0	1	3	0	0	0	1	8
Team						1	2	3							
Totals			34-78	10-26	14-21	12	35	47	20	92	17	16	7	9	250

FG % 1st Half: 18-28 64.3% 2nd half: 11-36 30.6% OT: 5-14 35.7% Game: 34-78 43.6%
3FG % 1st Half: 6-10 60.0% 2nd half: 2-13 15.4% OT: 2-3 66.7% Game: 10-26 38.5%
FT % 1st Half: 2-4 50.0% 2nd half: 3-6 50.0% OT: 9-11 81.8% Game: 14-21 66.7%

Rice 85 • 9-15, 4-7 CUSA

#	Player	Total		3-Pr		Rebounds		PF	TP	A	TO	Bk	Stl	Min	
		FG	FGA	FT	FTA	Off	Def								Tot
23	PETERSON, Drew	r	0-5	0-1	2-2	1	0	1	1	2	1	0	1	0	11
32	WILLIAMS, Jack	g	3-9	0-2	2-2	2	7	9	1	8	4	5	1	2	38
02	MILLORA-BROWN, O.	c	5-13	0-0	3-4	5	6	11	1	13	1	0	2	0	35
03	ADAMS, Ako	g	8-15	7-14	0-0	0	4	4	3	23	0	5	0	1	46
24	MULLINS, Chris	g	3-14	1-4	6-8	1	2	3	1	13	3	3	0	1	36
00	MOORE, Payton	g	1-1	1-1	0-0	0	0	0	0	0	0	0	0	0	5
01	PARRISH, Josh	g	4-5	0-0	1-1	3	4	2	3	3	3	0	1	0	20
02	MURPHY III, Trey	g	3-9	0-6	1-2	1	4	5	3	7	3	0	2	1	32
10	MARTIN, Robert	g	3-6	1-3	0-0	1	7	8	5	7	1	0	0	0	27
Team						2	3	5							
Totals			30-77	10-31	15-19	14	36	50	17	85	16	17	5	6	250

FG % 1st Half: 16-29 55.2% 2nd half: 12-34 35.3% OT: 2-14 14.3% Game: 30-77 39.0%
3FG % 1st Half: 7-13 53.8% 2nd half: 1-11 9.1% OT: 2-7 28.6% Game: 10-31 32.3%
FT % 1st Half: 4-4 100% 2nd half: 4-5 80.0% OT: 8-10 80.0% Game: 15-19 78.9%
2

Officials: Keith Kimble, Patrick Adams, Antonio Petty
Technical fouls: WKU-None, Rice-None.
Attendance: 1757

Score by periods	1st	2nd	OT1	OT2	Total
WKU	44	27	9	12	92
Rice	42	29	9	5	85

Points In Off 2nd Fast Bench
WKU 38 24 9 0 11
RICE 30 17 14 4 0 8

Last FG - WKU OT2-03:11, RICE OT-00:15.
Largest lead - WKU by 10 1st-16:05, RICE by 13 2nd-07:39.
WKU led for 26:52, RICE led for 16:13, Game was tied for 06:13.

Score tied - 11 times.
Lead changed - 8 times.

GAME 25

WKU 62, North Texas 59
Feb. 9, 2019 - (The Super Pit)

DENTON, Texas — WKU built a 15-point halftime lead at North Texas but had to hold on in the second half, scrapping its way to a 62-59 road victory at The Super Pit.

Freshman center Charles Bassey led WKU with 18 points, seven rebounds and four blocks, while Hollingsworth added 14 points and seven boards.

The Hilltoppers held North Texas to 20.6 percent shooting in the first half, including a 1-of-15 shooting from 3-point range.

WKU used a 10-0 run to go up 22-9 on a jumper by Bassey at the 6:55 mark. Hollingsworth hit a 3-point heave from beyond halfcourt at the buzzer to make it 30-15 at the break.

But North Texas didn't go away, cutting into WKU's lead with a 7-0 run that trimmed the Hilltoppers' advantage to 40-32 with 12:10 remaining.

The Mean Green got as close at five at 46-41 with 6:11 left, but Bassey answered with two free throws and another jumper to cushion the lead.

The Hilltoppers were also a crisp 15 of 17 from the free throw line, helping seal the victory in the final minutes.

WKU shot 46.4 percent from the field, while North Texas shot just 34.3 percent. Ryan Woolridge and Umoja Gibson each scored 18 points to pace the Mean Green.



Official Basketball Box Score -- Game Totals -- Final Statistics
WKU vs North Texas
02/09/19 4:00 pm at



WKU 62 • 15-10		Total		3-Ptr		Rebounds		PF		TP		A To Blk Stl		Min	
#	Player	FG	FGA	FG-FTA	FT-FTA	Off	Def	TP	A	To	Blk	Stl	PF	TP	Min
24	GAVENE, Jared	1	6	1-5	4-4	0	4	4	7	0	2	1	2	27	
23	BASSEY, Charles	7	10	0-0	4-4	7	7	1	18	0	2	4	0	36	
01	BEARDEN, Lamonte	2	6	0-4	4-5	1	3	2	8	1	0	1	34		
04	ANDERSON, Josh	3	10	0-3	1-2	0	3	2	7	2	4	0	2	33	
11	HOLLINGSWORTH, T.	6	14	2-5	0-0	0	7	2	14	1	2	0	2	36	
00	SMITH, Tolu	1	2	0-0	2-2	4	4	8	2	4	0	2	0	10	
05	HORTON, Matt	0	0	0-0	0-0	0	0	0	0	0	0	0	0	1	
20	BANTON, Dalano	2	3	0-1	0-0	1	1	2	4	0	1	1	0	10	
21	CHMER, Jake	0	0	0-0	0-0	0	0	2	0	1	0	1	0	13	
Team				1-2		2		4		1		0		0	
Totals		22-51	3-18	15-17	7-31	38	15	62	9	16	6	7	200	Deadball Rebounds 0	
FG % 1st Half: 13-28 46.4%		2nd half: 9-23 39.1%		Game: 22-51 43.1%										Deadball Rebounds 0	
3FG % 1st Half: 2-10 20.0%		2nd half: 1-8 12.5%		Game: 3-18 16.7%										Deadball Rebounds 2	
FT % 1st Half: 2-2 100.0		2nd half: 13-15 86.7%		Game: 15-17 88.2%										Deadball Rebounds 0	
North Texas 59 • 20-5		Total		3-Ptr		Rebounds		PF		TP		A To Blk Stl		Min	
#	Player	FG	FGA	FG-FTA	FT-FTA	Off	Def	TP	A	To	Blk	Stl	PF	TP	Min
24	Zachary Simmons	2	7	0-0	0-0	5	4	9	4	4	0	2	0	35	
00	Ryan Woolridge	9	14	0-1	0-1	2	4	6	1	18	6	3	2	40	
01	Umoja Gibson	5	16	5-15	3-3	0	4	2	18	1	4	1	4	35	
03	Roosevelt Smart	0	1-2	0-8	0-0	0	3	3	3	2	1	1	0	24	
23	Michael Miller	5	12	1-4	3-3	4	7	11	4	14	0	1	0	36	
20	Tope Arikawa	0	1	0-0	0-0	1	0	1	1	0	1	0	0	5	
55	DJ Draper	1	5	1-4	0-0	1	1	2	3	1	0	0	1	25	
Team				2-1		3		7		1		0		0	
Totals		23-67	7-32	6-7	14-24	38	17	59	9	12	2	8	200	Deadball Rebounds 0	
FG % 1st Half: 7-34 20.6%		2nd half: 16-33 48.5%		Game: 23-67 34.3%										Deadball Rebounds 0	
3FG % 1st Half: 1-15 6.7%		2nd half: 6-17 35.3%		Game: 7-32 21.9%										Deadball Rebounds 0	
FT % 1st Half: 0-1 0.0%		2nd half: 6-6 100.0		Game: 6-7 85.7%										Deadball Rebounds 0	

Officials: Jeff Malham, Tommy Short, Kerry Siltson
Technical fouls: WKU-None, North Texas-None.
Attendance: 8195
2018-19 Men's Basketball. Round: 0. North Texas vs Western Ky., Played at .
Score by periods

Score by periods	1st	2nd	Total
WKU	30	32	62
North Texas	15	44	59

Last FG - WKU 2nd-00:24, UNT 2nd-00:10.
Largest lead - WKU by 18 2nd-18:11, UNT by 2 1st-18:43.
WKU led for 30:49, UNT led for 00:31. Game was tied for 02:40.
In Paint T/O Chance Break Bench
Points WKU 32 16 7 14 8
UNT 30 13 11 21 3
Score tied - 1 time.
Lead changed - 1 time.

GAME 26

WKU 71, Middle Tennessee 63
Feb. 14, 2019 - (E.A. Diddle Arena)

BOWLING GREEN, Ky. — WKU scored the first 13 points of the second half, rallying from a halftime deficit to take down rival Middle Tennessee 71-63 at E.A. Diddle Arena.

WKU notched its first home win over Middle Tennessee since 2012 and improved its all-time rivalry advantage to 94-43.

Four Hilltoppers scored in double figures, led by sophomore guard Josh Anderson's 17 points and seven rebounds.

Redshirt junior guard/forward Jared Savage recorded his first double-double at WKU with 16 points, 11 rebounds and three assists. Freshman center Charles Bassey tallied 13 points, seven rebounds and four blocks.

Middle Tennessee went on a 12-0 run late in the first half to go up 28-22 and led 32-28 at the break.

But WKU came out of the locker room with a 13-0 run, including three straight 3s from sophomore guard Taveion Hollingsworth, Savage and Lamonte Bearden to start the spurt. Bassey's basket made it 41-32 at the 16:55 mark.

The Blue Raiders kept clawing back into the game, but WKU had an answer each time.

Donovan Sims led the Blue Raiders with 18 points.

Official Basketball Box Score -- Game Totals -- Final Statistics
Middle Tennessee vs WKU
02/14/19 7 p.m. CT at E.A. Diddle Arena (Bowling Green, Ky.)

Middle Tennessee 63 • 8-18, 5-8 C-USA		Total		3-Ptr		Rebounds		PF		TP		A To Blk Stl		Min	
#	Player	FG	FGA	FG-FTA	FT-FTA	Off	Def	TP	A	To	Blk	Stl	PF	TP	Min
25	GAMBLE, Karl	1	2-5	0-1	0-0	3	2	5	4	4	2	2	0	0	17
03	SIMS, Donovan	7	17	4-10	1-2	3	4	6	10	1	5	2	1	0	36
10	JOHNSON, Jayce	1	6	0-1	3-4	4	6	10	1	5	2	1	0	0	36
22	SCURRY, Reggie	6	14	4-0	4-5	5	3	8	4	16	0	1	1	31	
05	SAVAGE, Antonio	5	17	4-14	0-2	3	5	0	14	1	5	0	0	39	
01	FARQUHAR, Junior	0	1	0-0	0-0	0	0	0	0	0	0	0	0	7	
04	HAWTHORNE, James	1	4	0-1	4-4	0	11	11	2	6	3	1	0	30	
15	MASSENBURG, TJ	0	0	0-0	0-0	0	0	0	0	0	0	0	0	1	
Team				3-1		4		4		1		0		0	
Totals		22-64	8-27	11-13	18	28	46	13	63	9	14	2	3	200	Deadball Rebounds 2
FG % 1st Half: 12-31 38.7%		2nd half: 10-33 30.3%		Game: 22-64 34.4%										Deadball Rebounds 2	
3FG % 1st Half: 3-10 30.0%		2nd half: 4-14 28.6%		Game: 8-27 29.6%										Deadball Rebounds 2	
FT % 1st Half: 4-4 100.0		2nd half: 7-9 77.8%		Game: 11-13 84.6%										Deadball Rebounds 0	
WKU 71 • 16-10, 9-4 C-USA		Total		3-Ptr		Rebounds		PF		TP		A To Blk Stl		Min	
#	Player	FG	FGA	FG-FTA	FT-FTA	Off	Def	TP	A	To	Blk	Stl	PF	TP	Min
23	BASSEY, Charles	6	11	0-0	1-2	1	6	7	1	13	1	2	4	0	33
01	BEARDEN, Lamonte	4	8	1-2	2-2	1	1	2	2	11	8	1	1	4	35
02	SAVAGE, Jared	6	14	3-8	1-2	1	10	11	1	16	3	0	0	0	35
04	ANDERSON, Josh	6	9	2-4	3-4	2	5	7	17	2	3	1	2	33	
11	HOLLINGSWORTH, T.	3	10	3-7	0-0	0	0	0	0	9	2	0	0	0	35
00	SMITH, Tolu	1	1	0-0	0-1	0	1	1	2	2	0	2	0	10	
20	BANTON, Dalano	0	0	0-0	0-0	1	1	2	0	0	0	0	0	0	
21	CHMER, Jake	1	4	1-2	0-0	0	0	0	2	3	0	2	0	13	
Team				0-0		0		0		0		0		0	
Totals		27-57	10-23	7-11	6	24	30	9	71	16	9	6	8	200	Deadball Rebounds 0
FG % 1st Half: 12-29 41.4%		2nd half: 15-28 53.6%		Game: 27-57 47.4%										Deadball Rebounds 0	
3FG % 1st Half: 3-10 30.0%		2nd half: 7-13 53.8%		Game: 10-23 43.5%										Deadball Rebounds 0	
FT % 1st Half: 1-2 50.0%		2nd half: 6-9 66.7%		Game: 7-11 63.6%										Deadball Rebounds 0	

Officials: James Breeding, Bert Smith, Ray Natili
Technical fouls: Middle Tennessee-None, WKU-None.
Attendance: 6044

Score by periods	1st	2nd	Total
Middle Tennessee	32	31	63
WKU	28	43	71

Last FG - MT 2nd-01:34, WKU 2nd-02:10.
Largest lead: WKU by 15 1st-05:07, WKU by 11 2nd-13:00.
MT led for 05:06, WKU led for 28:28. Game was tied for 00:41.
Score tied - 1 time.
Lead changed - 8 times.

GENERAL
HILLTOPPERS
2018-19 REVIEW
HISTORY
UNIVERSITY
OPPORTUNITIES

GAME 27

UAB 68, WKU 60
Feb. 16, 2019 - (E.A. Diddle Arena)

BOWLING GREEN, Ky. — A rough shooting day for WKU led to a 68-60 home loss to UAB at E.A. Diddle Arena.

The Hilltoppers got 23 points and 10 rebounds from freshman center Charles Bassey, but they shot just 37.5 percent from the field and netted just 6 of 27 3-pointers.

WKU missed all 12 of its 3-point attempts in the first half and hit four of its six long-range shots in the final two minutes, when it trailed by 15 points.

In spite of the sluggish start, the Hilltoppers trailed just 28-23 at halftime.

Redshirt junior guard forward Jared Savage hit WKU's first 3 at the 15:54 mark of the second half, and then freshman forward Tolu Smith's basket trimmed the Blazers' lead to one at 33-32.

UAB answered with an 8-0 burst to stretch out the lead, and WKU came no closer than five the rest of the way.

WKU turned the ball over just eight times, but got outscored 14-4 on second-chance points and was outscored by eight at the free-throw line.

Bassey made 10 of 13 field goals for his 13th double-double of the season, while also blocking three shots. Anderson was the only other Hilltopper in double figures with 15 points.

Zack Bryant led UAB with 24 points.

Official Basketball Box Score -- Game Totals -- Final Statistics
UAB vs WKU
02/16/19 2 p.m. CT at E.A. Diddle Arena (Bowling Green, Ky.)

UAB 68 • 16-11, 8-6

#	Player	Total			3-Ptr			Rebounds			PF	TP	A	TO	Blk	Stl	Min
		FG	FGA	FT	FTA	FG	FGA	FT	FTA	Off							
06	GUEYE, Makhtar	1	2-4	0-1	3-3	1	2	3	5	7	1	3	0	0	0	20	
23	SULLIVAN, Lewis	f	4-7	1-1	1-2	2	5	7	4	10	0	1	1	2	24		
01	BRYANT, Zack	g	8-15	3-5	5-7	0	6	6	1	24	4	1	0	2	37		
02	BELL, Jeremiah	g	2-5	0-3	0-0	1	1	2	1	4	0	2	0	0	13		
04	MCCOY, Anderson	g	0-1	0-1	0-0	0	1	1	2	0	0	1	0	0	7		
00	SCOTT-GRAYSON, Tyre	g	1-2	1-2	1-2	0	3	3	1	4	1	1	0	0	23		
01	LOWAN, Tavin	g	4-7	2-2	3-6	3	9	12	0	13	0	2	0	0	30		
11	PEARSON, Tameil	g	0-2	0-0	0-0	0	3	3	2	0	1	0	0	0	13		
21	PERRY, Jalen	g	2-6	1-3	1-2	1	0	1	1	6	1	0	2	31			
25	BATHURST, Wil	g	0-0	0-0	0-0	0	0	0	0	0	0	0	0	2			
Totals		23-49	8-18	14-22	8	33	41	17	68	8	14	1	6	200			

FG % 1st Half: 12-26 46.2% 2nd Half: 11-23 47.8% Game: 23-49 46.9% Doubleshot
3FG % 1st Half: 3-11 27.3% 2nd Half: 5-7 71.4% Game: 8-18 44.4% Rebounds
FT % 1st Half: 1-2 50.0% 2nd Half: 13-20 65.0% Game: 14-22 63.6%

WKU 60 • 16-11, 9-5

#	Player	Total			3-Ptr			Rebounds			PF	TP	A	TO	Blk	Stl	Min
		FG	FGA	FT	FTA	FG	FGA	FT	FTA	Off							
23	BASSEY, Charles	c	10-13	0-1	3-3	0	10	10	2	23	0	1	3	1	36		
01	BEARDEN, Lamonte	g	3-7	1-1	0-0	1	3	3	7	5	2	1	1	31			
02	SAVAGE, Jared	g	2-13	1-11	0-0	2	5	5	5	0	2	0	1	35			
04	ANDERSON, Josh	g	6-14	2-5	1-4	1	3	3	15	4	1	1	1	35			
11	HOLLINGSWORTH, T.	g	2-8	2-5	0-0	3	1	4	1	6	4	2	0	32			
00	SMITH, Tolu	g	1-5	0-0	2-2	3	2	5	1	4	0	0	0	14			
20	BANTON, Dalano	g	0-0	0-0	0-0	0	0	0	0	1	0	0	0	5			
21	OHMER, Jake	g	0-4	0-4	0-0	1	1	2	0	1	0	0	0	12			
Totals		24-64	6-27	6-9	10	22	32	17	60	15	8	5	5	200			

FG % 1st Half: 10-31 32.3% 2nd Half: 14-33 42.4% Game: 24-64 37.5% Doubleshot
3FG % 1st Half: 0-12 0.0% 2nd Half: 6-15 40.0% Game: 6-27 22.2% Rebounds
FT % 1st Half: 3-3 100.0% 2nd Half: 3-6 50.0% Game: 6-9 66.7%

Officials: Tim Gatts, Rick O'Neil, Bill Jacobson
Technical Fouls: UAB-None; WKU-None.
Attendance: 6839

Score by periods	1st	2nd	Total
UAB	28	40	68
WKU	23	37	60

Last FG - UAB 2nd-01:25, WKU 2nd-00:28.
Largest lead - UAB by 15 2nd-02:05, WKU by 1 1st-03:27.
UAB led for 38:24, WKU led for 00:31. Game was tied for 01:05.

Points	In	Off	2nd	Fast	Bench
UAB	22	11	14	4	22
WKU	34	10	4	6	4

Score tied - 1 time.
Lead changed - 2 times.

GAME 28

Old Dominion 67, WKU 63
Feb. 23, 2019 - (Ted Constant Convocation Center)

NORFOLK, Va. — WKU led by three with 1:25 to play at Old Dominion, but the Monarchs scored the final seven points of the game to deal the Hilltoppers a 67-63 road loss.

WKU pulled in front 63-60 with 85 seconds to play on a basket by redshirt senior Lamonte Bearden.

But ODU guard Xavier Green added to his career day with a game-tying 3, then hit the go-ahead jumper with 16 seconds left to give the Monarchs the lead for good.

Sophomore guard Taveion Hollingsworth paced WKU with 17 points, while Bearden had 13 points, seven assists and two steals.

Freshman center Charles Bassey added 13 points, six rebounds, two assists and two blocks, and sophomore guard Josh Anderson had 11 points and seven boards.

Hollingsworth scored 15 of his 17 points in the second half. It was his highest-scoring outing since totaling 24 points against Florida Atlantic on Jan. 19.

With Old Dominion in front by one, Anderson swapped the advantage with two free throws to make it 61-60 WKU with 2:09 remaining, followed by Bearden's layup to extend the lead.

But Green sealed the final five of his career-high 22 points for the end. He hit 6 of 9 3-pointers in the victory.

Official Basketball Box Score -- Game Totals -- Final Statistics
WKU vs ODU
2/23/19 1PM at Norfolk, Va.

WKU 63 • 16-12/9-6 CUSA

#	Player	Total			3-Ptr			Rebounds			PF	TP	A	TO	Blk	Stl	Min
		FG	FGA	FT	FTA	FG	FGA	FT	FTA	Off							
23	BASSEY, Charles	c	6-12	0-0	1-2	4	2	6	2	13	2	5	2	0	29		
01	BEARDEN, Lamonte	g	5-9	0-0	3-4	1	1	2	13	7	4	1	2	35			
02	SAVAGE, Jared	g	2-6	1-2	0-0	0	1	1	3	5	2	1	0	36			
04	ANDERSON, Josh	g	4-11	0-1	3-4	2	5	7	5	11	2	0	2	31			
11	HOLLINGSWORTH, T.	g	7-11	1-4	2-2	0	4	5	0	17	3	3	0	38			
00	KITCH, Tolu	g	2-2	0-0	0-0	0	1	1	0	4	0	1	0	9			
12	DIAGNE, Moustapha	g	0-0	0-0	0-0	1	4	5	2	0	0	0	1	11			
21	OHMER, Jake	g	0-4	0-3	0-0	0	0	0	0	0	0	1	0	11			
Team		26-55		2-10	9-12	13	19	32	14	63	16	16	3	10	200		

FG % 1st Half: 9-27 33.3% 2nd Half: 17-28 60.7% Game: 26-55 47.3% Doubleshot
3FG % 1st Half: 1-7 14.3% 2nd Half: 1-3 33.3% Game: 2-10 20.0% Rebounds
FT % 1st Half: 2-2 100.0% 2nd Half: 7-10 70.0% Game: 9-12 75.0%

ODU 67 • 22-6/12-3 CUSA

#	Player	Total			3-Ptr			Rebounds			PF	TP	A	TO	Blk	Stl	Min
		FG	FGA	FT	FTA	FG	FGA	FT	FTA	Off							
13	CARVER, Aaron	f	0-4	0-0	0-2	5	3	8	0	0	0	2	2	0	17		
25	ROBINSON III, Elbert	c	2-4	0-0	0-2	2	3	5	3	4	0	1	0	2	20		
03	STITT, B.J.	g	6-16	2-8	4-5	2	3	5	2	18	1	1	0	2	31		
04	CARVER, Ahmad	g	4-13	1-7	4-6	1	2	3	0	13	5	2	1	40			
10	GREEN, Xavier	g	7-11	6-9	2-2	0	1	1	22	3	3	0	2	38			
01	WADE, Jason	g	4-9	0-0	0-0	4	2	6	3	8	3	3	0	26			
02	KITCHART, Justice	g	0-1	0-1	0-0	0	1	1	2	0	0	1	0	6			
22	EZIKPE, Kalu	g	0-0	0-0	2-2	1	1	2	0	2	0	0	1	6			
23	DICKENS, Dajour	g	0-0	0-0	0-2	1	2	4	0	1	0	3	0	16			
Totals		23-58	9-25	12-19	18	36	35	15	67	13	16	3	8	11	200		

FG % 1st Half: 9-29 31.0% 2nd Half: 14-29 48.3% Game: 23-58 39.7% Doubleshot
3FG % 1st Half: 3-14 21.4% 2nd Half: 6-11 54.5% Game: 9-25 36.0% Rebounds
FT % 1st Half: 5-6 83.3% 2nd Half: 7-13 53.8% Game: 12-19 63.2%

Officials: Barry Mathis, John Hampton, Joey Richardson
Technical Fouls: WKU-None; ODU-None.
Attendance: 7324

Score by periods	1st	2nd	Total
WKU	21	42	63
ODU	26	41	67

Last FG - WKU 2nd-01:25, ODU 2nd-00:16.
Largest lead - WKU by 3 1st-11:59, ODU by 6 2nd-12:31.
WKU led for 05:45, ODU led for 28:22. Game was tied for 05:53.

Points	In	Off	2nd	Fast	Bench
WKU	47	13	8	9	4
ODU	22	12	11	8	10

Score tied - 12 times.
Lead changed - 13 times.

GAME 29

WKU 73, UAB 67
Feb. 28, 2019 - (Bartow Arena)

BIRMINGHAM, Ala. — WKU headed into March on a positive note, rallying for a gutsy 73-67 road win at UAB.

The Hilltoppers trailed 36-31 at halftime, but came to life in the last 10 minutes of the game.

WKU used an 8-0 run to pull in front 60-57 with 5:42 left and never trailed again. The victory snapped a four-game losing streak for the Tops at UAB's Bartow Arena.

Freshman center Charles Bassej paced WKU with 18 points and 13 rebounds, while sophomore guard Taveion Hollingsworth poured in 17 points – including 15 in the second half.

Sophomore guard Josh Anderson and redshirt junior guard/forward Jared Savage tallied 13 and 12 points, respectively. Savage added seven rebounds and three assists.

Hollingsworth broke a 62-all tie with a transition 3-pointer, and the Hilltoppers led the rest of the way. They made 23 of 29 free throws in the game.

Lewis Sullivan paced the Blazers with 16 points.

Official Basketball Box Score -- Game Totals -- Final Statistics
WKU vs UAB
02/28/19 6:30 p.m. at Bartow Arena - Birmingham, Ala.

WKU 73 • 17-12, 10-6 CUSA

#	Player	Total			3-Ptr			Rebounds			PF	TP	A	TO	Blk	Stl	Min.
		FG	FGA	FT	FTA	FG	FGA	FT	FTA	Off							
00	SMITH, Tolu	2-2	0-0	0-0	1	1	2	1	4	0	2	0	0	0	0	14	
01	BEARDEN, Lamonte	9	2-6	1-2	4-6	1	2	3	3	9	3	2	1	2	37		
02	SAVAGE, Jared	9	3-9	2-7	4-6	2	5	7	4	12	3	1	1	1	34		
03	ANDERSON, Josh	9	3-5	0-0	7-9	1	3	4	2	13	1	1	0	1	27		
11	HOLLINGSWORTH, T.	9	6-13	3-7	2-2	0	4	4	0	17	3	1	1	1	35		
12	DIAGNE, Moustapha	0-1	0-1	0-0	0	1	0	0	0	0	0	0	0	0	11		
20	BANTON, Dalano	0-1	0-1	0-0	0	0	0	0	0	0	0	0	0	0	2		
21	OHMER, Jake	0-0	0-0	0-0	0	0	0	0	0	0	0	0	0	0	11		
22	BASSEJ, Charles	6-13	0-0	0-0	6-6	3	10	13	3	18	0	5	1	1	29		
	Team					0	1	1									
	Totals	22-50	6-18	23-29	8	27	35	13	73	10	12	4	6	200			

FG % 1st Half: 12-29 41.4% 2nd half: 10-21 47.6% Game: 22-50 44.0%
3FG % 1st Half: 3-10 30.0% 2nd half: 3-8 37.5% Game: 6-18 33.3%
FT % 1st Half: 4-4 100.0 2nd half: 19-25 76.0% Game: 23-29 79.3%

UAB 67 • 17-12, 9-7 CUSA

#	Player	Total			3-Ptr			Rebounds			PF	TP	A	TO	Blk	Stl	Min.
		FG	FGA	FT	FTA	FG	FGA	FT	FTA	Off							
00	SCOTT-GRAYSON, Tyre	2-4	1-1	0-0	0	0	0	2	5	0	0	0	0	0	18		
01	BRYANT, Zack	9	5-9	2-5	1-2	0	5	5	2	13	6	5	2	2	37		
02	BELL, Jeremiah	9	2-7	0-3	3-3	0	1	1	7	1	0	0	0	0	26		
03	LOVAN, Tavon	3-7	0-2	1-2	2	3	5	2	7	1	0	0	0	0	21		
04	MCCOY, Anderson	0-0	0-0	0-0	0	1	1	0	1	0	1	0	0	0	8		
05	GUEYE, Makhtar	9	3-7	2-4	2-2	1	4	5	10	1	1	2	3	23			
11	PEARSON, Tarnell	2-3	0-0	0-0	1	1	1	4	1	0	0	0	0	0	11		
21	PERRY, Jalen	2-7	1-3	0-2	1	2	3	1	5	6	2	0	1	26			
22	SULLIVAN, Lewis	7-12	0-3	2-2	0	5	5	16	0	0	0	0	0	30			
	Team				1	2	3										
	Totals	26-56	6-21	9-13	6	23	29	20	67	17	10	4	6	200			

FG % 1st Half: 14-27 51.9% 2nd half: 12-29 41.4% Game: 26-56 46.4%
3FG % 1st Half: 4-12 33.3% 2nd half: 2-9 22.2% Game: 6-21 28.6%
FT % 1st Half: 4-6 66.7% 2nd half: 5-7 71.4% Game: 9-13 69.2%

Officials: James Breeding, Raymond Stevens, Jo DeRosa
Technical fouls: WKU-None, UAB-None.
Attendance: 3021

Score by periods	1st	2nd	Total
WKU	31	42	73
UAB	36	31	67

Last FG - WKU 2nd-02:26, UAB 2nd-01:38.
Largest lead - WKU by 6 2nd-00:26, UAB by 7 1st-17:12.
WKU led for 06:28, UAB led for 30:52. Game was tied for 02:40.

GAME 30

WKU 76, Southern Miss 71
March 3, 2019 - (E.A. Diddle Arena)

BOWLING GREEN, Ky. — WKU made 11 3-pointers, including 8 of 12 in the second half, to secure a 76-71 home victory over Southern Miss at E.A. Diddle Arena.

WKU clinched a first-round bye in the Conference USA Tournament with the win.

Sophomore guard Taveion Hollingsworth had a game-high 21 points with five rebounds and three made 3s. He scored 13 points in the second half, giving him 43 total points in the second half of the last three games.

Sophomore guard Josh Anderson scored 17 points, while redshirt senior guard Lamonte Bearden chipped in 13 points – including a career-high four 3s – and four assists.

Redshirt junior guard Jared Savage scored nine points on three second-half 3s – one of them the biggest shot of the game.

With the Hilltoppers up 72-71 in the final seconds, Savage knocked down a corner 3 as the shot clock ticked down to give WKU some separation.

Anderson came up with a steal on the next possession, and sophomore forward Marek Nelson added one free throw to seal the deal.

Tyre Griffin paced Southern Miss with 21 points, nine assists and three steals.

Official Basketball Box Score -- Game Totals -- Final Statistics
Southern Miss vs WKU
03/03/19 2 p.m. CT at E.A. Diddle Arena (Bowling Green, Ky.)

Southern Miss 71 • 17-11, 9-7

#	Player	Total			3-Ptr			Rebounds			PF	TP	A	TO	Blk	Stl	Min.
		FG	FGA	FT	FTA	FG	FGA	FT	FTA	Off							
12	ROWE, Tim	1	0-2	0-0	0-0	0	2	2	0	1	0	0	1	1	14		
13	HARPER-BAKER, Leonar	1	1-3	0-0	2-2	0	4	4	0	3	2	1	0	1	31		
01	EDWARDS, Cortez	0	1-5	0-1	2-4	2	4	3	4	1	2	1	0	1	36		
00	HOLLAND, Kevin	9	2-3	2-3	0-0	1	2	1	6	1	0	0	1	23			
05	GRIFFIN, Tyre	9	9-12	1-3	2-2	0	1	1	21	9	2	0	3	35			
00	MAGEE, Dominic	5-7	2-2	0-0	1	7	8	4	12	2	4	0	2	23			
03	WATSON, Gabe	2-4	2-2	2-2	0	1	1	8	0	0	0	0	0	12			
11	DRAINE, Ladwius	7-15	7-7	0-1	1	1	2	16	1	0	0	1	0	14			
13	JACOMINI, Boban	0-1	0-0	0-0	0	1	1	0	0	0	0	0	0	2			
	Totals	27-52	9-18	8-11	7	20	27	18	71	15	12	4	10	200			

FG % 1st Half: 15-28 53.6% 2nd half: 12-24 50.0% Game: 27-52 51.9%
3FG % 1st Half: 6-10 60.0% 2nd half: 3-8 37.5% Game: 9-18 50.0%
FT % 1st Half: 3-5 60.0% 2nd half: 5-6 83.3% Game: 8-11 72.7%

WKU 76 • 18-12, 11-6

#	Player	Total			3-Ptr			Rebounds			PF	TP	A	TO	Blk	Stl	Min.
		FG	FGA	FT	FTA	FG	FGA	FT	FTA	Off							
23	BASSEJ, Charles	6	3-4	0-0	3-4	3	4	7	1	9	0	1	4	1	31		
01	BEARDEN, Lamonte	9	4-10	4-5	1-2	1	0	1	3	15	4	2	0	2	33		
02	SAVAGE, Jared	9	3-8	3-7	0-0	0	3	3	1	9	0	1	1	0	31		
03	ANDERSON, Josh	9	5-11	1-3	6-7	2	2	4	2	17	2	3	1	2	38		
11	HOLLINGSWORTH, T.	9	6-17	3-7	2-3	0	5	2	21	1	5	0	2	38			
00	SMITH, Tolu	2-2	0-0	0-0	1	2	3	0	4	0	0	0	0	7			
12	DIAGNE, Moustapha	0-0	0-0	0-0	0	0	0	0	0	0	0	0	0	9			
14	NELSON, Marek	0-0	0-0	1-2	0	0	0	0	0	0	0	0	0	1			
20	BANTON, Dalano	0-0	0-0	0-0	0	0	0	0	0	0	0	0	0	2			
21	OHMER, Jake	1-2	0-1	0-0	0	0	0	2	2	1	1	0	0	10			
	Team				5	3	3										
	Totals	26-54	11-23	13-18	12	19	31	11	76	8	13	6	7	200			

FG % 1st Half: 13-29 44.8% 2nd half: 13-25 52.0% Game: 26-54 48.1%
3FG % 1st Half: 3-11 27.3% 2nd half: 6-12 66.7% Game: 11-23 47.8%
FT % 1st Half: 9-10 90.0% 2nd half: 5-8 62.5% Game: 13-18 72.2%

Officials: Tom Eades, Gary Maxwell, Craig Hurley
Technical fouls: Southern Miss-None, WKU-None.
Attendance: 5408

Score by periods	1st	2nd	Total
Southern Miss	39	32	71
WKU	37	39	76

	In	Off	2nd	Fast
Points	Paint	TOT	Chance	Break
WKU	26	13	10	8
WKU	24	12	4	7

Last FG - USM 2nd-00:40, WKU 2nd-00:14
Largest lead - USM by 5 1st-02:18, WKU by 9 2nd-09:58.
USM led for 10:30, WKU led for 24:32. Game was tied for 04:54.

GAME 31

UTSA 81, WKU 76 (OT)
March 6, 2019 - (E.A. Diddle Arena)

BOWLING GREEN, Ky. — WKU went to overtime once again with UTSA in Diddle Arena, but it was the Roadrunners who made big plays in the extra period to hand the Hilltoppers an 81-76 defeat in the regular-season finale.

The Hilltoppers forced OT with a late free throw by redshirt senior Lamonte Bearden, but UTSA's Jhivvan Jackson scored 24 of 29 points after halftime, including nine in overtime, to pull it out.

This was the first time WKU has played two overtime games against the same team in the same season since playing two OT games against East Tennessee State in 1977-78.

With WKU up two and less than a minute left in regulation, Jackson stepped up and knocked down a deep 3 to put UTSA up 68-67 with 20 seconds left.

Bearden sank a free throw to tie it and came up with a steal to force extra time.

Freshman center Charles Bassey gave WKU the lead in overtime with a putback, but UTSA answered with a basket and the Hilltoppers never led again.

Bassey led WKU with 21 points, 11 rebounds and two blocks for his 15th double-double. Bearden had 17 points, eight assists and three steals on his Senior Night.

Official Basketball Box Score -- Game Totals -- Final Statistics
UTSA vs WKU
03/06/19 6:30 p.m. CT at E.A. Diddle Arena (Bowling Green, Ky.)

UTSA 81 • 17-13, 11-6

#	Player	Total		3-Pr		Rebounds		PF	TP	A	TO	Blk	Stl	Min
		FG	FGA	FG	FGA	FT	FTA							
23	BJOR, Atern	r	2-5	0-0	0-0	2	3	5	4	1	6	0	1	21
02	JACKSON, Jhivvan	g	8-22	4-10	9-10	1	7	8	3	29	2	3	0	37
03	FROHNEH, Byron	g	3-5	0-0	1-5	2	5	7	1	7	3	0	0	41
05	DE NICOLA, Giovanni	g	7-10	3-4	0-0	1	3	4	3	17	4	4	0	37
22	WALLACE, Keaton	g	3-10	3-9	4-5	1	1	4	13	4	7	0	0	39
11	RYVE, Adeskye	g	3-4	3-4	0-0	0	1	1	0	9	1	0	0	22
15	RODRIGUEZ, Adrian	g	1-1	0-0	0-0	1	5	6	4	2	0	0	0	28
Team						3	2	5						
Totals			27-57	13-27	14-20	10	27	37	20	81	15	21	0	4

WKU 76 • 18-13, 11-7

#	Player	Total		3-Pr		Rebounds		PF	TP	A	TO	Blk	Stl	Min
		FG	FGA	FG	FGA	FT	FTA							
14	NELSON, Marek	r	2-5	2-4	2-2	2	2	4	2	8	1	3	1	19
23	BASSEY, Charles	g	7-9	0-0	7-8	2	9	11	1	21	0	2	2	38
01	BEARDEN, Lamonte	g	6-13	1-4	4-6	1	0	1	1	17	8	2	0	39
02	SAVAGE, Jared	g	4-9	4-7	2-2	0	6	6	3	14	1	0	0	41
11	HOLLINGSWORTH, T.	g	4-14	0-5	2-3	2	2	4	2	10	2	2	0	42
06	SMITH, Tolu	g	1-1	0-0	0-0	0	1	1	2	2	1	1	0	8
04	ANDERSON, Josh	g	1-5	0-1	2-2	0	0	0	5	4	1	2	0	27
12	DIAGNE, Moustapha	g	0-0	0-0	0-0	0	1	1	0	0	0	0	0	7
21	OHMER, Jake	g	0-3	0-2	0-0	0	0	0	1	0	0	0	0	4
Team						1	1	1						
Totals			25-59	7-23	19-23	7	22	29	17	76	14	12	3	9

FG % 1st Half: 12-26 46.2% 2nd half: 12-27 44.4% OT: 3-4 75.0% Game: 27-57 47.4% Deadball Rebounds 3
 3FG % 1st Half: 6-12 50.0% 2nd half: 6-13 46.2% OT: 1-2 50.0% Game: 13-27 48.1% Rebounds 4
 FT % 1st Half: 6-10 60.0% 2nd half: 2-2 100.0% OT: 6-8 75.0% Game: 14-20 70.0%

Officials: Tim Gatts, Kopp Krasinger, Bill Jacobson
 Technical fouls: UTSA-WALLACE, Keaton; WKU-ANDERSON, Josh; TEAM.
 Attendance: 5411

Score by periods	1st		2nd		OT		Total
	1st	2nd	1st	2nd	1st	2nd	
UTSA	36	32	13	8	3	11	81
WKU	36	32	8	7	6	6	76

Lead FG - UTSA 01:00, WKU 07:00-08:00.
 Largest lead - UTSA by 8 1st-08:43, WKU by 3 1st-13:33.
 UTSA led for 33:05. WKU led for 04:11. Game was tied for 07:44.

GAME 32

WKU 67, North Texas 51
March 14, 2019 - (Ford Center at The Star)
2019 Conference USA Tournament Quarterfinals

FRISCO, Texas — WKU locked up North Texas defensively, opening Conference USA Championship play with a 67-51 victory in the quarterfinals at Ford Center at The Star.

The Hilltoppers held North Texas to just 16 points in the first half and limited the Mean Green to 30 percent shooting overall, and 18.5 percent from the 3-point line.

Sophomore guard Taveion Hollingsworth paced WKU with 23 points on 9-of-15 shooting. Sophomore guard Josh Anderson added 13 points and seven rebounds.

Freshman center Charles Bassey tallied nine points, eight rebounds and four blocks, while redshirt senior guard Lamonte Bearden dished out eight assists.

The Hilltoppers took control in the first half behind stifling defense, holding North Texas to 25 percent from the field, 16 total points and 10 turnovers.

Ryan Woolridge led North Texas with 13 points.

Official Basketball Box Score -- Game Totals -- Final Statistics
North Texas vs WKU
03/14/19 8:35 PM at Frisco, Texas (Ford Center at The Star)



North Texas 51 • 21-12

#	Player	Total		3-Pr		Rebounds		PF	TP	A	TO	Blk	Stl	Min
		FG	FGA	FG	FGA	FT	FTA							
24	SIMMONS, Zachary	r	4-9	0-0	0-0	3	10	13	1	8	2	0	2	31
01	GIBSON, Umoga	g	2-8	1-7	2-2	0	1	1	4	7	3	0	1	30
02	DUFFY, Jordan	g	5-11	1-5	0-0	1	6	7	4	11	1	1	0	36
03	SMART, Roosevelt	g	2-13	0-6	1-4	1	1	2	1	5	1	2	0	22
23	MILLER, Michael	g	0-4	0-2	0-0	1	2	3	1	0	0	3	0	17
00	WOOLRIDGE, Ryan	g	4-10	2-4	3-5	2	3	5	3	13	6	3	0	30
10	SIMMONS, Jahmiah	g	0-1	0-0	4-5	1	1	2	3	4	0	0	0	10
20	ARIKAWA, Tope	g	0-1	0-0	0-0	1	0	1	0	0	1	0	0	4
55	DRAPER, DJ	g	1-3	1-3	0-1	1	1	2	3	0	0	0	0	20
Team						2	0	2						
Totals			18-60	5-27	10-17	13	27	40	19	51	14	4	2	200

FG % 1st Half: 6-24 25.0% 2nd half: 12-36 33.3% Game: 18-60 30.0% Deadball Rebounds 3
 3FG % 1st Half: 1-8 12.5% 2nd half: 4-19 21.1% Game: 5-27 18.5%
 FT % 1st Half: 3-5 60.0% 2nd half: 7-12 58.3% Game: 10-17 58.8%

WKU 67 • 19-13

#	Player	Total		3-Pr		Rebounds		PF	TP	A	TO	Blk	Stl	Min
		FG	FGA	FG	FGA	FT	FTA							
02	SAVAGE, Jared	r	2-4	2-4	2-3	0	5	5	3	8	0	0	2	28
23	BASSEY, Charles	g	3-7	0-1	3-4	1	7	8	3	9	1	2	4	23
01	BEARDEN, Lamonte	g	1-8	0-2	0-0	1	3	4	2	8	1	0	2	32
04	ANDERSON, Josh	g	3-11	0-1	7-12	1	6	7	3	13	0	1	0	28
11	HOLLINGSWORTH, T.	g	9-15	2-3	3-3	1	2	3	1	23	1	2	0	36
00	SMITH, Tolu	g	1-1	0-0	3-4	1	4	5	1	5	1	0	1	14
12	DIAGNE, Moustapha	g	1-3	0-1	0-0	1	3	4	1	2	1	0	1	15
14	NELSON, Marek	g	0-2	0-1	0-0	0	2	2	1	0	0	1	0	12
20	BAMTER, Dalano	g	0-0	0-0	2-2	0	0	0	2	0	2	1	1	1
21	OHMER, Jake	g	1-3	1-3	0-0	1	1	2	3	0	0	0	0	11
Team						2	0	2						
Totals			21-54	5-16	20-28	9	33	42	17	62	9	9	5	200

FG % 1st Half: 10-26 38.5% 2nd half: 11-28 39.3% Game: 21-54 38.9% Deadball Rebounds 5
 3FG % 1st Half: 3-9 33.3% 2nd half: 2-7 28.6% Game: 5-16 31.3%
 FT % 1st Half: 8-12 66.7% 2nd half: 12-16 75.0% Game: 20-28 71.4%

Officials: Antonio Petty, Kerry Sitton, Clyde Owens
 Technical fouls: North Texas-None. WKU-None.
 Attendance: 4024

Game #7 - C-USA Men's Basketball Championships

Score by periods	1st		2nd		Total
	1st	2nd	1st	2nd	
North Texas	16	35	8	1	51
WKU	31	36	6	7	67

Lead FG - UNT 2nd-00:22, WKU 2nd-01:12.
 Largest lead - UNT by 2 1st-19:44, WKU by 20 2nd-18:17.
 UNT led for 01:30. WKU led for 38:11. Game was tied for 07:16.

Score tied - 0 times.
 Lead changed - 1 time.

GAME 33

WKU 70, Southern Miss 59
March 15, 2019 - (Ford Center at The Star)
2019 Conference USA Tournament Semifinals

FRISCO, Texas — WKU went on a 19-5 run in the final minutes while trailing, powering their way to a 70-59 victory over No. 3 seed Southern Miss in the Conference USA Championship semifinals at Ford Center at The Star.

The Hilltoppers outrebounded Southern Miss 44-27, grabbed 16 offensive rebounds and outscored the Golden Eagles 18-0 on second-chance points. They also made 24 of 34 free throws, while Southern Miss made 6 of 8.

Freshman center Charles Bassegy grabbed 14 of those rebounds — six of them offensive — to go along with 10 points for his 16th double-double.

Sophomore guard Josh Anderson led WKU with 18 points, eight rebounds and three assists while netting 8 of 11 free throws.

Sophomore guard Taveion Hollingsworth added 17 points, including 13 in the second half, and redshirt senior guard Lamonte Bearden had 10 points and four assists.

The teams went back and forth in the second half, but Southern Miss still led 48-46 with 9:20 remaining.

Over the next nearly nine minutes, WKU outscored the Golden Eagles 19-5, with Anderson's free throw making it 65-53 with 50 seconds to go.

Tyree Griffin led Southern Miss with 19 points.

GAME 34

Old Dominion 62, WKU 56
March 16, 2019 - (Ford Center at The Star)
2019 Conference USA Tournament Championship

FRISCO, Texas — WKU struggled offensively despite a stout defensive showing, falling 62-56 to top-seeded Old Dominion in the Conference USA Championship game at Ford Center at The Star.

WKU netted just 4 of 18 3-pointers and 16 of 24 free throws, while ODU guard Xavier Green — the tournament MVP — stepped up late to make big shots. Green finished with 16 points, including 14 in the last 10:40 of the game.

Sophomore guards Taveion Hollingsworth and Josh Anderson were named to the all-tournament team for WKU.

Hollingsworth finished with nine points, while Anderson had 11 points, six rebounds, four steals and three assists.

Freshman center Charles Bassegy tallied 12 points and 10 rebounds for his 17th double-double.

WKU built a 37-34 lead with 11:03 left on a layup by sophomore forward Marek Nelson, but Green scored six straight points to start an 11-3 Old Dominion run.

Green's biggest shot came with 1:55 remaining, when he sank his final 3 in front of his team's bench as the shot clock whined to push the Monarch lead to 54-48.

Stith added 13 points for Old Dominion, and guard Ahmad Caver finished with 10 points and nine assists.

Official Basketball Box Score -- Game Totals -- Final Statistics
WKU vs Old Dominion
03/16/19 7:37 PM at Frisco, Texas (Ford Center at The Star)



Southern Miss 59 • 20-12

** Player	Total	3-Pr	Rebounds	PF	TP	A	To	Blk	Stl	Min		
	FG-FGA	FG-FGA	FT-FTA	Off	Def							
12 ROWE, Tim	r 2-6	1-2	0-0	0	1	1	4	5	0	1	0	18
23 HARPER-BAKER, Leonar	r 2-6	1-2	2-2	1	3	4	4	7	2	3	0	30
01 EDWARDS, Cortez	g 4-9	0-1	2-3	2	1	3	2	10	3	2	1	35
20 HOLLAND, Kevin	g 3-6	2-5	0-0	1	1	2	3	8	0	0	0	22
05 GRIFFIN, Tyree	g 7-13	4-6	1-1	1	2	2	19	4	8	1	0	35
00 MAGEE, Dominic	g 1-6	1-5	1-2	0	2	2	4	4	2	1	0	16
03 WATSON, Gabe	g 0-0	0-0	0-0	1	0	1	0	0	1	0	0	12
11 DRAINE, LaDevius	g 2-8	2-6	0-0	1	5	6	3	6	1	0	0	28
21 HAMPTON, Anfernee	g 0-1	0-0	0-0	1	1	0	0	0	0	0	0	4
Team	21-55	11-27	6-8	8	19	27	23	59	13	16	5	200
Totals												

FG % 1st Half: 11-23 47.8% 2nd half: 10-32 31.3% Game: 21-55 38.2% Deatball Rebounds
 3FG % 1st Half: 4-8 50.0% 2nd half: 7-19 36.8% Game: 11-27 40.7%
 FT % 1st Half: 3-5 60.0% 2nd half: 3-3 100.0% Game: 6-8 75.0%

WKU 70 • 20-13

** Player	Total	3-Pr	Rebounds	PF	TP	A	To	Blk	Stl	Min		
	FG-FGA	FG-FGA	FT-FTA	Off	Def							
23 BASSEGY, Charles	c 5-8	0-0	0-0	6	8	14	2	10	2	2	2	29
01 BEARDEN, Lamonte	g 3-6	1-1	3-5	0	3	1	10	4	2	0	0	35
02 SAVAGE, Jared	g 3-8	1-6	2-2	1	5	6	1	9	1	1	0	37
04 ANDERSON, Josh	g 5-12	0-1	8-11	3	5	8	1	18	3	6	0	35
11 HOLLINGSWORTH, T.	g 5-14	2-6	5-7	1	1	2	17	1	1	2	35	
00 SMITH, Tolu	g 0-0	0-0	0-0	4	4	1	0	0	0	0	1	8
12 DIAGNE, Moustapha	g 0-2	0-0	0-0	2	2	2	0	0	0	1	0	9
14 NELSON, Marek	g 0-0	0-0	1-2	1	0	1	1	0	0	1	1	7
20 BANTON, Dalano	g 0-0	0-0	3-6	0	1	1	0	3	0	0	0	1
21 OHMER, Jake	g 0-1	0-1	2-2	0	0	0	0	2	0	0	1	4
Team	21-51	4-15	24-35	16	28	44	11	70	11	14	4	200
Totals												

FG % 1st Half: 10-29 34.5% 2nd half: 11-22 50.0% Game: 21-51 41.2% Deatball Rebounds
 3FG % 1st Half: 2-8 25.0% 2nd half: 2-7 28.6% Game: 4-15 26.7%
 FT % 1st Half: 5-7 71.4% 2nd half: 18-28 67.9% Game: 24-35 68.6%

Officials: Tom Eades, Kelly Self, Antonio Petty
 Technical fouls: Southern Miss-None; WKU-None.
 Attendance: 3017
 Game #19 - C-USA Men's Basketball Championship (Semifinals)

Score by periods	1st	2nd	Total
Southern Miss	29	30	59
WKU	27	43	70

Last FG - USM 2nd-00:15, WKU 2nd-01:36.
 Largest lead - USM by 7 1st 13:32, WKU by 12 2nd-01:22.
 USM led for 20:02, WKU led for 14:58. Game was tied for 05:00.

Score tied - 7 times.
 Lead changed - 19 times.

Official Basketball Box Score -- Game Totals -- Final Statistics
WKU vs Old Dominion
03/16/19 7:37 PM at Frisco, Texas (Ford Center at The Star)

WKU 56 • 20-14

** Player	Total	3-Pr	Rebounds	PF	TP	A	To	Blk	Stl	Min		
	FG-FGA	FG-FGA	FT-FTA	Off	Def							
02 SAVAGE, Jared	r 3-9	2-7	2-2	0	2	4	10	0	1	0	2	34
23 BASSEGY, Charles	c 5-7	0-1	3-3	4	6	10	3	12	1	2	1	36
01 BEARDEN, Lamonte	g 2-10	1-4	4-8	3	2	5	1	9	5	2	2	40
04 ANDERSON, Josh	g 4-13	0-2	3-3	1	5	6	2	11	3	2	4	37
11 HOLLINGSWORTH, T.	g 2-10	0-3	5-8	2	3	4	3	8	1	4	0	36
00 SMITH, Tolu	g 0-0	0-0	0-0	0	0	0	0	0	0	0	0	4
12 DIAGNE, Moustapha	g 0-1	0-0	0-0	0	0	0	0	0	0	0	0	4
14 NELSON, Marek	g 1-1	0-0	0-0	0	1	1	2	0	0	1	0	5
21 OHMER, Jake	g 1-1	1-1	0-0	1	0	1	0	1	3	0	0	4
Team	18-52	4-18	16-24	14	23	37	15	56	10	14	6	200
Totals												

FG % 1st Half: 10-22 45.5% 2nd half: 8-30 26.7% Game: 18-52 34.6% Deatball Rebounds
 3FG % 1st Half: 2-6 33.3% 2nd half: 2-12 16.7% Game: 4-18 22.2%
 FT % 1st Half: 5-6 83.3% 2nd half: 11-18 61.1% Game: 16-24 66.7%

Old Dominion 62 • 26-8

** Player	Total	3-Pr	Rebounds	PF	TP	A	To	Blk	Stl	Min		
	FG-FGA	FG-FGA	FT-FTA	Off	Def							
13 CARVER, Aaron	r 2-4	0-0	0-0	2	6	8	1	4	0	2	1	28
05 ROBINSON III, Elbert	c 3-3	0-0	0-0	2	3	5	2	6	0	1	1	14
03 STITH, B.J.	g 4-12	1-4	4-4	1	5	6	0	13	1	0	1	35
04 CAVER, Ahmad	g 4-15	0-5	2-2	0	1	1	3	10	3	0	0	40
10 GREEN, Xavier	g 6-12	3-5	1-1	0	1	4	16	0	1	1	0	27
01 WADE, Jason	g 1-6	0-0	0-0	1	2	3	2	1	2	0	0	20
02 KITCHART, Justice	g 2-2	1-1	0-0	0	0	0	2	5	1	1	0	10
12 EZKPE, Kalu	g 2-3	0-0	2-2	2	3	5	4	6	0	0	1	13
23 DICKENS, Dajour	g 0-1	0-0	0-0	0	2	2	0	0	2	0	1	13
Team	24-58	5-15	9-9	9	24	33	21	62	12	14	5	200
Totals												

FG % 1st Half: 13-27 48.1% 2nd half: 11-31 35.5% Game: 24-58 41.4% Deatball Rebounds
 3FG % 1st Half: 2-8 25.0% 2nd half: 3-7 42.9% Game: 5-15 33.3%
 FT % 1st Half: 2-2 100.0% 2nd half: 7-7 100.0% Game: 9-9 100.0%

Officials: Tom Eades, Gary Maxwell, Antonio Petty
 Technical fouls: WKU-None; Old Dominion-None.
 Attendance: 3017
 Game #11 - C-USA Men's Basketball Championship (Finals)

Score by periods	1st	2nd	Total
WKU	27	29	56
Old Dominion	30	32	62

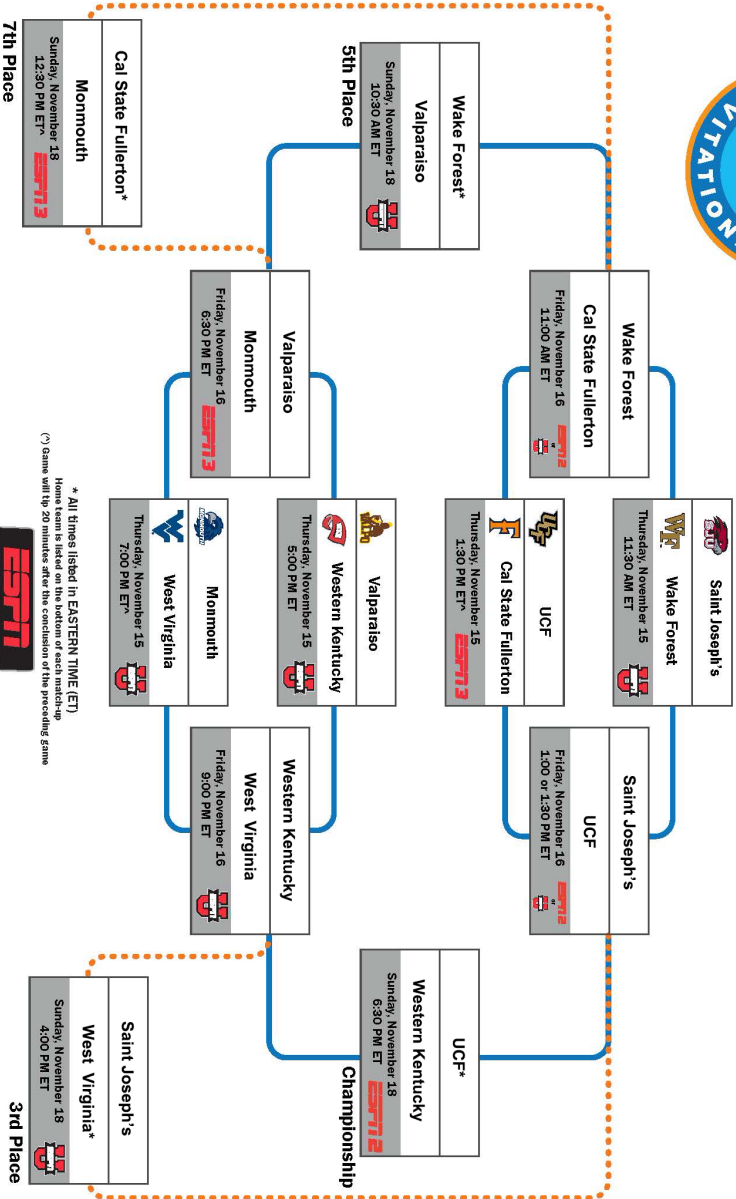
Last FG - WKU 2nd-00:03, ODU 2nd-01:06.
 Largest lead - WKU by 7 2nd-11:34, ODU by 7 2nd-01:06.
 WKU led for 02:51, ODU led for 34:13. Game was tied for 02:36.

Score tied - 6 times.
 Lead changed - 8 times.



2018 Myrtle Beach Invitational

November 15, 16 & 18
HTC Center
Conway, SC



* All times listed in EASTERN TIME (ET)
Home team is listed on the bottom of each match-up
(*) Game will tip 20 minutes after the conclusion of the preceding game



Non-bracketed Games: Monmouth at Saint Joseph's (Nov. 12); Valparaiso at West Virginia (Nov. 24)



HISTORY

INDIVIDUAL

Points Scored

1. Clem Haskins vs. Middle Tennessee, 01/30/65	55
2. Art Spoelstra vs. Morehead State, 12/12/53	52
3. Darel Carrier at Morehead State, 02/11/64	50

Field Goals

1. Clem Haskins vs. Middle Tennessee, 01/30/65	25
--	----

Field Goals Attempted

1. Darel Carrier at Morehead State, 02/11/64	44
--	----

Field Goal Percentage (min. 10 made)

1. Craig McCormick vs. More. St., 01/31/80	.923 (12-13)
--	--------------

3-Point Field Goals

1. Tyrone Brazelton at Troy, 12/29/07	9
2. Roland Shelton at American-P. R., 11/26/89	8
Darnell Mee at Tennessee Tech, 12/05/92	8
Anthony Winchester at E. Kentucky, 12/03/05	8
Brandon Harris at Southern Illinois, 12/07/13	8
Aaron Cosby vs. E. Kentucky, 12/01/15	8

3-Point Field Goals Attempted

1. Brandon Harris at UALR, 01/03/13	16
T.J. Price at Bowling Green State, 12/02/13	16

3-Point Field Goal Percentage (min. 5 made)

1. Joe Lightfoot vs. Jacksonville, 02/04/91	1.000 (5-5)
Filip Videnov vs. N. Mexico St., 01/13/02	1.000 (5-5)
Filip Videnov at Middle Tenn., 01/16/02	1.000 (5-5)
Courtney Lee vs. E. Kentucky, 12/02/06	1.000 (5-5)
Nigel Snipes vs. Stony Brook, 11/21/15	1.000 (5-5)

Free Throws

1. Tom Marshall vs. Eastern Kentucky, 01/16/54	18
Bobby Rascoe at Xavier, 12/30/61	18
Darel Carrier vs. La Salle, 02/25/64	18

Free Throws Attempted

1. Ralph Crosthwaite at E. Kentucky, 02/02/57	24
---	----

Free Throw Percentage (min. 12 made)

1. Jim Dunn vs. Tennessee Tech, 02/02/63	1.000 (14-14)
T. Hollingsworth at N. Texas, 02/15/18 1.000 (14-14)	
Jack Jennings at Kansas St., 03/18/92	1.000 (13-13)
Jared Savage vs. Tenn. St., 12/01/18 1.000 (13-13)	
Tony Wilson vs. Evansville, 12/06/82	1.000 (12-12)
Nate Williams vs. FIU, 01/31/02	1.000 (12-12)

Rebounds

1. Tom Marshall at Louisville, 12/30/53	29
2. Granville Bunton vs. Morehead State, 03/07/72	27
3. Tom Marshall vs. Regis, 01/29/54	25
Charlie Osborne vs. East Tennessee, 12/09/60	25
Harry Todd at Middle Tennessee, 02/13/62	25
Ralph Townsend vs. East Tennessee, 02/15/64	25
Jim McDaniels vs. East Tennessee, 02/15/71	25

Assists

1. Ed Gampfer vs. Middle Tennessee, 03/02/74	14
--	----

Blocked Shots

1. Chris Marcus vs. Tennessee State, 11/25/00	9
Elgrace Wilborn vs. FIU, 02/25/06	9

Steals

1. Darnell Mee vs. Jacksonville, 02/11/93	9
Darnell Mee at Louisiana Tech, 02/25/93	9

TEAM

Points Scored

1. vs. Middle Tennessee, 01/30/65	134
2. vs. Old Dominion, 11/27/72	131
3. vs. North Florida, 12/08/93	129

Fewest Points Scored

1. at Evansville, 02/26/27	11
----------------------------	----

Field Goals

1. vs. Old Dominion, 11/27/72	57
-------------------------------	----

Field Goals Attempted

1. vs. Middle Tennessee, 01/30/65	107
vs. Middle Tennessee, 03/02/68	107

Field Goal Percentage

1. at Dayton, 01/24/79	.784 (29-37)
------------------------	--------------

3-Point Field Goals

1. at UAB, 11/20/05	16
at Troy, 12/29/07	16

3-Point Field Goals Attempted

1. at Evansville, 12/03/02	39
vs. Alice Lloyd (Ky.) College, 12/29/14	39

3-Point Field Goal Percentage

1. vs. Jacksonville, 01/27/90	.818 (9-11)
-------------------------------	-------------

Free Throws

1. vs. Tennessee Tech, 02/02/63	47
---------------------------------	----

Free Throws Attempted

1. vs. Tennessee Tech, 02/02/63	55
---------------------------------	----

Free Throw Percentage (min. 20 made)

1. at East Tennessee State, 02/12/66	.917 (22-24)
--------------------------------------	--------------

Rebounds

1. vs. Tampa, 02/08/64	83
------------------------	----

Assists

1. vs. North Florida, 12/08/93	32
--------------------------------	----

Blocked Shots

1. vs. Tennessee State, 11/25/00	12
vs. Brescia (Ky.), 12/28/15	12

Steals

1. vs. North Florida, 11/08/83	22
vs. Jacksonville, 02/11/93	22

GAMES PLAYED

Individual Season

1. Tellis Frank, 1986-87	38
Kannard Johnson, 1986-87	38
Brett McNeal, 1986-87	38
Lamonte Bearden, 2017-18	38
Dwight Coleby, 2017-18	38
Taveion Hollingsworth, 2017-18	38
Justin Johnson, 2017-18	38
Marek Nelson, 2017-18	38
Darius Thompson, 2017-18	38
10. Bryan Asberry, 1986-87	37
Kurk Lee, 1986-87	37
James McNary, 1986-87	37

Career

1. Lynn Cole, 1951-55	141
2. Steffphon Pettigrew, 2008-11	136
3. A.J. Slaughter, 2007-10	135
Justin Johnson, 2014-18	135
5. Jeremy Evans, 2007-10	134
6. Ty Rogers, 2005-08	131
7. George Fant, 2012-15	129
8. Courtney Lee, 2005-08	127
Boris Siakam, 2005-08	127
Orlando Mendez-Valdez, 2006-09	127

Team Season

1. 1986-87	38
2017-18	38
3. 2007-08	36
2012-13	36
5. 2011-12	35
6. 2008-09	34
2009-10	34
2015-16	34
2018-19	34
10. 2002-03	33
2006-07	33

GAMES STARTED

Individual Season

1. Tellis Frank, 1986-87	38
Kannard Johnson, 1986-87	38
Taveion Hollingsworth, 2017-18	38
Justin Johnson, 2017-18	38
Darius Thompson, 2017-18	38
6. Brett McNeal, 1986-87	37
Dwight Coleby, 2017-18	37
8. Tyrone Brazelton, 2007-08	36
Courtney Lee, 2007-08	36
10. Clarence Martin, 1986-87	35
Derrick Gordon, 2011-12	35
George Fant, 2012-13	35

Career

1. Jeremy Evans, 2007-08	130
2. Courtney Lee, 2005-08	127
3. David Boyden, 2000-03	123
4. George Fant, 2012-15	122
5. Kannard Johnson, 1984-87	118

6. Clarence Martin, 1983-87	113
7. T.J. Price, 2012-15	109
8. Bobby Jones, 1981-84	101
9. Steffphon Pettigrew, 2008-11	97
10. Brett McNeal, 1986-89	96
Justin Johnson, 2017-18	96

MINUTES PLAYED

Individual Season

1. Darius Thompson, 2017-18	1,354
2. Brett McNeal, 1986-87	1,326
3. Justin Johnson, 2017-18	1,314
4. Taveion Hollingsworth, 2017-18	1,312
5. Taveion Hollingsworth, 2018-19	1,251
6. Tellis Frank, 1986-87	1,250
Kannard Johnson, 1986-87	1,250
8. A.J. Slaughter, 2009-10	1,240
9. Jared Savage, 2018-19	1,213
10. Derrick Gordon, 2011-12	1,165

Career

1. Courtney Lee, 2005-08	3,957
2. T.J. Price, 2012-15	3,881
3. Kannard Johnson, 1984-87	3,801
4. Justin Johnson, 2014-18	3,785
5. Brett McNeal, 1986-89	3,714
6. George Fant, 2012-15	3,671
7. Steffphon Pettigrew, 2008-11	3,621
8. Anthony Winchester, 2003-06	3,581
9. A.J. Slaughter, 2007-10	3,550
10. Chris Robinson, 1993-96	3,339

POINTS

Individual Season

1. Jim McDaniels, 1970-71	878
2. Tom Marshall, 1953-54	829
3. Courtney Lee, 2007-08	735
4. Jim McDaniels, 1969-70	716
5. Bobby Rascoe, 1961-62	694
6. Tellis Frank, 1986-87	684
7. Bob Lavoy, 1949-50	671
8. Jim McDaniels, 1968-69	644
9. Clem Haskins, 1964-65	633
10. Brett McNeal, 1988-89	621

Career

1. Jim McDaniels, 1969-71	2,238
Courtney Lee, 2005-08	2,238
3. Ralph Crosthwaite, 1955, '57-59	2,076
4. Tom Marshall, 1951-54	1,909
5. Brett McNeal, 1986-89	1,856
6. T.J. Price, 2012-15	1,782
7. Johnny Britt, 1973-76	1,765
8. Kannard Johnson, 1984-87	1,738
9. Anthony Winchester, 2003-06	1,732
10. Justin Johnson, 2014-18	1,715

GENERAL

HILITOPPERS

2018-19 REVIEW

HISTORY

UNIVERSITY

OPPONENTS

Team Season

1.	1986-87	2,989
2.	2017-18	2,979
3.	2007-08	2,785
4.	1953-54	2,730
5.	1992-93	2,720
6.	2015-16	2,620
7.	1970-71	2,592
8.	2006-07	2,580
9.	1991-92	2,557
10.	1952-53	2,548

SCORING AVERAGE
Individual Season (min. 75% games played)

1.	Jim McDaniels, 1970-71	29.3
2.	Jim McDaniels, 1969-70	26.7
3.	Darel Carrier, 1963-64	26.0
4.	Tom Marshall, 1953-54	25.9
5.	Bobby Rascoe, 1961-62	25.7
6.	Jim McDaniels, 1968-69	24.8
7.	Clem Haskins, 1964-65	23.4
8.	Ralph Crosthwaite, 1957-58	22.8
9.	Clem Haskins, 1966-67	22.6
10.	Ralph Crosthwaite, 1958-59	20.8
	Wayne Chapman, 1967-68	20.8

Career (min. 50 games played)

1.	Jim McDaniels, 1969-71	27.6
2.	Clem Haskins, 1965-67	22.1
3.	Bobby Rascoe, 1960-62	20.8
4.	Ralph Crosthwaite, 1955, '57-59	20.2
5.	Tom Marshall, 1951-54	19.1
	Darel Carrier, 1962-64	19.1
7.	Courtney Lee, 2005-08	17.62
8.	Jack Jennings, 1991-92	17.60
9.	Bob Lavoy, 1949-50	17.3
10.	Johnny Britt, 1973-76	17.1

Team Season

1.	1969-70	90.4
2.	1974-75	87.8
3.	1965-66	86.6
4.	1970-71	86.4
5.	1953-54	85.3
6.	1992-93	85.0
7.	1975-76	84.7
8.	1966-67	84.3
9.	1990-91	84.2
10.	1964-65	83.4

FIELD GOALS
Individual Season

1.	Jim McDaniels, 1970-71	357
2.	Jim McDaniels, 1969-70	305
3.	Tom Marshall, 1953-54	282
4.	Tellis Frank, 1986-87	281
5.	Jim McDaniels, 1968-69	273
6.	Bob Lavoy, 1949-50	271
7.	Courtney Lee, 2007-08	259
8.	Clem Haskins, 1964-65	252
9.	Bobby Rascoe, 1961-62	248
10.	Brett McNeal, 1986-87	247

Career

1.	Jim McDaniels, 1969-71	935
2.	Tom Marshall, 1951-54	879
3.	Courtney Lee, 2005-08	802
4.	Johnny Britt, 1973-76	765
5.	Art Spoelstra, 1951-54	739
6.	Ralph Crosthwaite, 1955, '57-59	734
7.	Brett McNeal, 1986-89	730
8.	Kannard Johnson, 1984-87	693
9.	Justin Johnson, 2017-18	669
10.	Chris Robinson, 1993-96	642

Team Season

1.	1986-87	1,171
2.	2017-18	1,075
3.	1970-71	1,058
4.	1977-78	1,019
5.	1975-76	1,003
6.	2007-08	993
7.	1953-54	985
	1992-93	985
9.	1952-53	979
10.	1951-52	959

FIELD GOALS ATTEMPTED
Individual Season

1.	Tom Marshall, 1953-54	692
2.	Jim McDaniels, 1970-71	684
3.	Bob Lavoy, 1949-50	628
4.	Clem Haskins, 1964-65	561
5.	Jim McDaniels, 1968-69	544
6.	Courtney Lee, 2007-08	543
7.	Tellis Frank, 1986-87	542
8.	Jim McDaniels, 1969-70	535
9.	Owen Lawson, 1955-56	522
10.	Brett McNeal, 1988-89	519

Career

1.	Tom Marshall, 1951-54	1,958
2.	Jim McDaniels, 1969-71	1,763
3.	Courtney Lee, 2005-08	1,729
4.	Johnny Britt, 1973-76	1,601
5.	Brett McNeal, 1986-89	1,596
6.	T.J. Price, 2012-15	1,425
7.	Art Spoelstra, 1951-54	1,411
8.	Clem Haskins, 1965-67	1,399
9.	Richard White, 1951-53	1,391
10.	Chris Robinson, 1993-96	1,372
	Forest Able, 1954-56	1,372

Team Season

1.	1970-71	2,392
2.	1952-53	2,382
3.	1986-87	2,373
4.	1953-54	2,362
5.	1951-52	2,339
6.	1949-50	2,319
7.	1948-49	2,227
8.	1950-51	2,208
9.	2017-18	2,183
10.	1972-73	2,130

FIELD GOAL PERCENTAGE**Individual Season (min. 100 made)**

1.	Elgrace Wilborn, 2005-06	.685 (113-165)
2.	Nigel Dixon, 2003-04	.678 (179-264)
3.	Jeremy Evans, 2009-10	.6492 (137-211)
4.	Elgrace Wilborn, 2004-05	.6489 (122-188)
5.	Ralph Crosthwaite, 1958-59	.645 (191-296)
6.	Jeremy Evans, 2008-09	.634 (123-194)
7.	Charles Bassey, 2018-19	.627 (188-300)
8.	Craig McCormick, 1979-80	.625 (165-264)
	Deon Jackson, 1994-95	.625 (110-176)
10.	Ralph Crosthwaite, 1957-58	.6102 (202-331)

Career (min. 300 made)

1.	Jeremy Evans, 2007-10	.639 (427-668)
2.	Darius Hall, 1992-95	.621 (336-589)
3.	Ralph Crosthwaite, 1955-'57-59	.582 (734-1261)
4.	Craig McCormick, 1979-82	.570 (524-920)
5.	Wilson James, 1975-76	.5583 (373-668)
6.	Chris Marcus, 2000-03	.5580 (418-749)
7.	Greg Jackson, 1978-79	.550 (341-620)
8.	Clarence Martin, 1983-87	.543 (306-564)
9.	Justin Johnson, 2014-18	.539 (669-1241)
10.	Kannard Johnson, 1984-87	.536 (693-1294)

Team Season

1.	1981-82	.528 (799-1513)
2.	1979-80	.524 (871-1662)
3.	1978-79	.521 (837-1608)
4.	1974-75	.505 (883-1748)
5.	1980-81	.504 (796-1580)
6.	1975-76	.501 (1003-2001)
7.	1986-87	.493 (1171-2373)
8.	2017-18	.492 (1075-2183)
9.	1977-78	.484 (1019-2107)
10.	2006-07	.482 (909-1887)

3-POINT FIELD GOALS**Individual Season**

1.	Orlando Mendez-Valdez, 2008-09	101
2.	Patrick Sparks, 2002-03	84
3.	Anthony Winchester, 2005-06	81
	T.J. Price, 2012-13	81
	T.J. Price, 2014-15	81
	Aaron Cosby, 2015-16	81
7.	Jared Savage, 2018-19	80
8.	A.J. Slaughter, 2009-10	79
9.	Anthony Winchester, 2004-05	77
10.	Brad Divine, 1996-97	76

Career

1.	T.J. Price, 2012-15	286
2.	Anthony Winchester, 2003-06	247
3.	Courtney Lee, 2005-08	245
4.	A.J. Slaughter, 2007-10	211
5.	Michael Fralix, 1993-96	205
6.	Orlando Mendez-Valdez, 2006-09	197
7.	Ty Rogers, 2005-08	193
8.	Mike Wells, 2001-04	179
9.	Chris Harrison-Docks, 2013-16	158
10.	Patrick Sparks, 2002-03 (two seasons)	155

Team Season

1.	2001-02	279
2.	2007-08	270
3.	2008-09	266
4.	2006-07	263
5.	2005-06	257
6.	2002-03	253
7.	2014-15	248
8.	2004-05	240
9.	2013-14	235
10.	1990-91	233
	2015-16	233

3-POINT FIELD GOALS ATTEMPTED**Individual Season**

1.	Orlando Mendez-Valdez, 2008-09	240
2.	Patrick Sparks, 2002-03	229
3.	T.J. Price, 2012-13	226
4.	Jared Savage, 2018-19	222
5.	Aaron Cosby, 2015-16	221
6.	A.J. Slaughter, 2009-10	220
7.	Chris Harrison-Docks, 2014-15	209
8.	Darnell Mee, 1992-93	203
9.	T.J. Price, 2013-14	201
10.	Brandon Harris, 2012-13	199

Career

1.	T.J. Price, 2012-15	769
2.	Courtney Lee, 2005-08	611
3.	Anthony Winchester, 2003-06	594
4.	Michael Fralix, 1993-96	561
	A.J. Slaughter, 2007-10	561
6.	Ty Rogers, 2005-08	528
7.	Mike Wells, 2001-04	492
8.	Orlando Mendez-Valdez, 2006-09	466
9.	Nashon McPherson, 1998-01	443
10.	Chris Harrison-Docks, 2013-16	436

Team Season

1.	2001-02	734
2.	2008-09	714
3.	2012-13	709
4.	2013-14	698
5.	2002-03	695
6.	2007-08	687
7.	2014-15	685
8.	2009-10	663
9.	2005-06	661
10.	2006-07	651

3-POINT FIELD GOAL PERCENTAGE**Individual Season (min. 30 made)**

1.	Roland Shelton, 1987-88	.476 (30-63)
2.	Orlando Mendez-Valdez, 2006-07	.474 (45-95)
3.	Joe Harney, 1996-97	.468 (36-77)
4.	Anthony Winchester, 2002-03	.456 (31-68)
5.	Anthony Winchester, 2004-05	.453 (77-170)
	Nigel Snipes, 2015-16	.453 (62-137)
7.	Derek Robinson, 2001-02	.451 (55-122)
8.	Rich Burns, 1989-90	.448 (43-96)

GENERAL

HILTOPPERS

2018-19 REVIEW

HISTORY

UNIVERSITY

OPPONENTS

9.	Roland Shelton, 1989-90	.444 (75-169)
10.	Darrin Horn, 1994-95	.442 (46-104)

Career (min. 75 made)

1.	Roland Shelton, 1987-90	.427 (149-349)
2.	Orlando Mendez-Valdez, 2006-09	.423 (197-466)
3.	Tyrone Brazelton, 2007-08	.417 (108-259)
4.	Anthony Winchester, 2003-06	.416 (247-594)
5.	Mark Bell, 1992-93	.405 (118-291)
6.	Courtney Lee, 2005-08	.401 (245-611)
7.	Pancake Thomas, 2016-17	.398 (76-191)
8.	Patrick Sparks, 2002-03	.3934 (155-394)
9.	Brad Divine, 1996-97	.3932 (105-267)
10.	Filip Videnov, 2000-03	.380 (150-395)

Team Season

1.	2006-07	.404 (263-651)
2.	1989-90	.402 (175-435)
3.	2007-08	.393 (270-687)
4.	2005-06	.389 (257-661)
5.	2001-02	.380 (279-734)
6.	1987-88	.3734 (93-249)
7.	2008-09	.3725 (266-714)
8.	2003-04	.371 (198-534)
9.	2004-05	.370 (240-649)
10.	2002-03	.364 (253-695)

FREE THROWS
Individual Season

1.	Tom Marshall, 1953-54	265
2.	Bobby Rascoe, 1961-62	198
3.	Charlie Osborne, 1959-60	189
4.	Charlie Osborne, 1960-61	176
5.	Bob Daniels, 1955-56	171
6.	Ralph Crosthwaite, 1957-58	166
7.	Jim McDaniel, 1970-71	164
8.	Ralph Crosthwaite, 1958-59	159
9.	Ralph Crosthwaite, 1956-57	158
10.	Lynn Cole, 1954-55	149

Career

1.	Ralph Crosthwaite, 1955, '57-59	608
2.	Tom Marshall, 1951-54	545
3.	Charlie Osborne, 1959-61	511
4.	Art Spoelstra, 1951-54	497
5.	Bobby Rascoe, 1960-62	471
6.	George Fant, 2012-15	437
7.	Clem Haskins, 1965-67	410
8.	Courtney Lee, 2005-08	389
9.	Jim McDaniel, 1969-71	368
10.	Bob Daniels, 1955-57	353

Team Season

1.	1953-54	760
2.	1954-55	661
3.	2017-18	623
4.	1952-53	590
	1955-56	590
6.	1986-87	589
7.	1959-60	576
8.	1958-59	564

9.	1960-61	554
10.	1949-50	548

FREE THROWS ATTEMPTED
Individual Season

1.	Tom Marshall, 1953-54	359
2.	Ralph Crosthwaite, 1957-58	257
3.	Ralph Crosthwaite, 1956-57	249
4.	Bobby Rascoe, 1961-62	248
5.	Charlie Osborne, 1959-60	236
6.	Ralph Crosthwaite, 1958-59	232
7.	Bob Daniels, 1955-56	227
8.	Lynn Cole, 1954-55	225
9.	Jim McDaniel, 1970-71	221
10.	Charlie Osborne, 1960-61	211

Career

1.	Ralph Crosthwaite, 1955, '57-59	930
2.	Tom Marshall, 1951-54	759
3.	George Fant, 2012-15	723
4.	Art Spoelstra, 1951-54	698
5.	Charlie Osborne, 1959-61	638
6.	Bobby Rascoe, 1960-62	616
7.	Clem Haskins, 1965-67	546
8.	Justin Johnson, 2014-18	522
9.	Jim McDaniel, 1969-71	514
10.	Bob Daniels, 1955-57	480

Team Season

1.	1953-54	1,077
2.	1954-55	956
3.	1952-53	932
4.	2017-18	869
5.	1992-93	850
6.	1955-56	849
7.	1986-87	831
8.	1949-50	817
9.	1958-59	798
10.	2011-12	785

FREE THROW PERCENTAGE
Individual Season (min. 60 made)

1.	Jim Dunn, 1962-63	.901 (64-71)
2.	Anthony Winchester, 2003-04	.878 (72-82)
3.	Orlando Mendez-Valdez, 2006-07	.863 (63-73)
4.	Aaron Cosby, 2015-16	.855 (112-131)
5.	Brad Divine, 1996-97	.853 (64-75)
6.	Michael Fralix, 1995-96	.848 (67-79)
7.	Courtney Lee, 2005-06	.847 (100-118)
8.	Courtney Lee, 2006-07	.840 (89-106)
9.	Michael Fralix, 1993-94	.837 (72-86)
10.	Charlie Osborne, 1960-61	.834 (176-211)

Career (min. 150 made)

1.	Orlando Mendez-Valdez, 2006-09	.8173 (170-208)
2.	Courtney Lee, 2005-08	.8172 (389-476)
3.	Anthony Winchester, 2003-06	.8103 (299-369)
4.	Eric Back, 1956-58	.8098 (166-205)
5.	Darrin Horn, 1992-95	.808 (235-291)
6.	Charlie Osborne, 1959-61	.801 (511-638)
7.	Michael Fralix, 1993-96	.800 (216-270)

8. Mike Wells, 2001-04	.797 (224-281)
9. A.J. Slaughter, 2007-10	.784 (315-402)
10. James McNary, 1985-87	.782 (161-206)
T. Hollingsworth, 2018-present	.782 (212-271)

Team Season

1. 1996-97	.790 (342-433)
2. 1961-62	.755 (538-713)
3. 1960-61	.747 (554-742)
4. 1959-60	.737 (576-782)
5. 1964-65	.727 (472-649)
1988-89	.727 (362-498)
7. 2006-07	.725 (499-688)
8. 2018-19	.724 (524-724)
9. 1965-66	.722 (489-677)
10. 1990-91	.719 (427-594)

REBOUNDS

Individual Season

1. Tom Marshall, 1953-54	477
2. Jim McDaniel, 1970-71	454
3. Bob Daniels, 1955-56	418
4. Art Spoelstra, 1953-54	412
5. Tom Marshall, 1952-53	397
6. Ralph Crosthwaite, 1957-58	383
7. Chris Marcus, 2000-01	374
8. Greg Smith, 1967-68	362
9. Justin Johnson, 2017-18	359
10. Tom Marshall, 1951-52	351

Career

1. Tom Marshall, 1951-54	1,565
2. Art Spoelstra, 1951-54	1,367
3. Ralph Crosthwaite, 1955, '57-59	1,309
4. Jim McDaniel, 1969-71	1,118
5. Justin Johnson, 2014-18	1,057
6. Bob Daniels, 1955-57	964
7. Greg Smith, 1966-68	932
8. Harry Todd, 1960-62	924
9. George Fant, 2012-15	894
10. Dan King, 1951-54	888

Team Season

1. 1953-54	1,810
2. 1952-53	1,764
3. 1951-52	1,662
4. 1970-71	1,626
5. 1950-51	1,590
6. 1965-66	1,516
7. 1986-87	1,503
8. 1959-60	1,456
9. 1972-73	1,412
10. 1954-55	1,408

REBOUNDING AVERAGE

Individual Season (min. 75% games played)

1. Ralph Crosthwaite, 1957-58	15.3
2. Jim McDaniel, 1970-71	15.1
3. Bob Daniels, 1955-56	14.93
4. Tom Marshall, 1953-54	14.91
5. Tom Marshall, 1950-51	14.8

6. Tom Marshall, 1951-52	14.6
7. Greg Smith, 1967-68	14.5
8. Jim McDaniel, 1969-70	13.6
9. Art Spoelstra, 1953-54	12.9
10. 2 players	12.8

Career (min. 50 games played)

1. Tom Marshall, 1951-54	14.2
2. Jim McDaniel, 1969-71	13.1
3. Ralph Crosthwaite, 1955, '57-59	12.7
4. Bob Daniels, 1955-57	12.1
5. Greg Smith, 1966-68	11.8
6. Granville Bunton, 1972-73	11.8
7. Harry Todd, 1960-62	11.6
8. Art Spoelstra, 1951-54	11.3
9. Dwight Smith, 1965-67	11.0
10. Clem Haskins, 1965-67	10.6

Team Season

1. 1952-53	56.9
2. 1953-54	56.6
3. 1969-70	55.4
4. 1963-64	55.1
5. 1950-51	54.8
6. 1970-71	54.2
7. 1965-66	54.1
8. 1951-52	53.6
1966-67	53.6
10. 1959-60	52.0

DOUBLE-DOUBLES (since 1960)

Individual Season

1. Jim McDaniel, 1970-71	28
2. Jim McDaniel, 1968-69	24
3. Jim McDaniel, 1969-70	22
4. Chris Marcus, 2000-01	20
5. Charles Bassey, 2018-19	17
6. Clem Haskins, 1965-65	16
Jerry Dunn, 1971-72	16
Justin Johnson, 2017-18	16
9. Mike Odemns, 1974-75	15
Nigel Dixon, 2003-04	15

Career

1. Jim McDaniel, 1968-71	74
2. Clem Haskins, 1964-67	42
3. Dwight Smith, 1964-67	40
Justin Johnson, 2014-18	40
5. Chris Marcus, 1999-02	38
6. Greg Smith, 1965-68	34
7. Jerry Dunn, 1970-72	27
8. Harry Todd, 1960-62	26
9. James Johnson, 1975-78	25
10. Sergio Kersch, 2008-11	24

ASSISTS

Individual Season

1. James McNary, 1986-87	202
2. Patrick Sparks, 2002-03	195
3. Gene Rhodes, 1951-52	182
4. Darius Thompson, 2017-18	181
5. James McNary, 1985-86	175

GENERAL

HILTOPPERS

2018-19 REVIEW

HISTORY

UNIVERSITY

OPPONENTS

6.	Gene Rhodes, 1950-51	167
7.	Anthony Palm, 1989-90	159
8.	Anthony Palm, 1990-91	149
9.	A.J. Slaughter, 2009-10	147
10.	Orlando Mendez-Valdez, 2008-09	140

Career

1.	James McNary, 1985-87	440
2.	Derek Robinson, 1999-2002	413
3.	Bobby Jones, 1981-84	375
4.	Jamal Crook, 2010-13	358
5.	Orlando Mendez-Valdez, 2006-09	355
6.	Brett McNeal, 1986-89	354
7.	Darrin Horn, 1992-95	352
8.	A.J. Slaughter, 2007-10	332
9.	T.J. Price, 2012-15	318
10.	Patrick Sparks, 2002-03 (two seasons)	312

Team Season

1.	1986-87	611
2.	1992-93	516
3.	2017-18	515
4.	2001-02	501
5.	1977-78	494
6.	1994-95	480
7.	1979-80	475
8.	2002-03	473
9.	1991-92	468
10.	2015-16	463

BLOCKED SHOTS
Individual Season

1.	Chris Marcus, 2000-01	97
2.	Elgrace Wilborn, 2004-05	83
3.	Charles Bassey, 2018-19	81
4.	Elgrace Wilborn, 2005-06	78
5.	Chris Marcus, 1999-2000	76
6.	Clarence Martin, 1986-87	69
7.	Jeremy Evans, 2008-09	68
8.	Ben Lawson, 2015-16	66
	Dwight Coleby, 2017-18	66
10.	Jeremy Evans, 2009-10	61

Career

1.	Jeremy Evans, 2007-10	224
2.	Chris Marcus, 2000-03	214
3.	Clarence Martin, 1983-87	198
4.	Ben Lawson, 2013-17	185
5.	Elgrace Wilborn, 2005-06	161
6.	Darius Hall, 1992-95	125
7.	George Fant, 2012-15	124
8.	Darnell Mee, 1991-93	110
9.	Teeng Akol, 2011-13	95
10.	Mike Wells, 2001-04	92

Team Season

1.	2018-19	174
2.	2000-01	155
3.	2011-12	146
4.	2015-16	140
	2017-18	140
6.	1993-94	137

7.	2007-08	135
8.	1994-95	128
9.	1992-93	124
	2010-11	124

STEALS
Individual Season

1.	Darnell Mee, 1992-93	100
2.	Darnell Mee, 1991-92	94
3.	Courtney Lee, 2005-06	77
4.	Mark Bell, 1992-93	76
5.	Patrick Sparks, 2002-03	73
6.	Chris Robinson, 1995-96	68
7.	Darnell Mee, 1990-91	65
	Courtney Lee, 2007-08	65
	Lamonte Bearden, 2017-18	65
10.	Mark Bell, 1991-92	59
	Antonio Haynes, 2004-05	59
	Josh Anderson, 2018-19	59

Career

1.	Darnell Mee, 1991-93	259
2.	Courtney Lee, 2005-08	242
3.	Chris Robinson, 1993-96	203
4.	A.J. Slaughter, 2007-10	169
5.	Brett McNeal, 1986-89	148
6.	Darius Hall, 1992-95	146
7.	Darrin Horn, 1992-95	139
8.	Mark Bell, 1992-93	135
9.	Bobby Jones, 1981-84	134
10.	Derek Robinson, 1999-2002	124
	Jamal Crook, 2010-13	124

Team Season

1.	1992-93	358
2.	1991-92	345
3.	2007-08	288
4.	1993-94	287
5.	1990-91	271
	2017-18	271
7.	1994-95	267
8.	2000-01	246
9.	2004-05	241
10.	1997-98	239

MISCELLANEOUS
Team Victories

1.	1937-38	30
2.	1941-42	29
	1953-54	29
	1986-87	29
	2007-08	29
6.	1933-34	28
	1947-48	28
	2001-02	28
9.	1994-95	27
	2017-18	27

POINTS SCORED

Team	
1. WKU vs. Middle Tennessee, 01/30/65 WKU, 134-84	134

By Opponent

1. #25 Louisville, 12/22/10 Louisville, 114-82	114
---	-----

By Both Teams

1. WKU vs. Old Dominion, 11/27/72 WKU, 131-106	237
---	-----

Individual

1. Clem Haskins (WKU) vs. MTSU, 01/30/65	55
--	----

By Opposing Player

1. Jhivvan Jackson (UTSA), 01/31/19	46
-------------------------------------	----

FEWEST POINTS SCORED**Team**

1. Asbury College, 01/03/01 WKU, 81-29	29
---	----

By WKU

1. vs. VCU, 11/23/11 VCU, 68-45	45
------------------------------------	----

By Both Teams

1. WKU vs. Arkansas State, 01/27/02 WKU, 45-42	87
---	----

FIELD GOALS MADE**Team**

1. WKU vs. Old Dominion, 11/27/72 WKU, 131-106	56
---	----

Individual

1. Clem Haskins (WKU) vs. MTSU, 01/30/65	25
--	----

By Opposing Player

1. Roy Ebron (Louisiana-Lafayette), 12/04/71 Jhivvan Jackson (UTSA), 01/31/19	16
--	----

FIELD GOALS ATTEMPTED**Team**

1. WKU vs. Middle Tennessee, 01/30/65 WKU, 134-84	107
--	-----

By Opponent

1. LaSalle, 02/25/64 WKU, 107-95	99
-------------------------------------	----

Individual

1. Clem Haskins (WKU) vs. MTSU, 01/30/65	38
--	----

FIELD GOAL PERCENTAGE**Team**

1. WKU vs. UAB, 02/24/87 WKU, 89-76	.771 (32-45)
--	--------------

Individual (min. 10 made)

1. C. McCormick (WKU) vs. More. St., 01/31/80	.923 (12-13)
---	--------------

3-POINT FIELD GOALS**Team**

1. #25 Louisville, 12/22/10 Louisville, 114-82	16 (16-30)
WKU vs. UTSA, 01/31/19 WKU, 96-88 (OT)	16 (16-31)

By WKU

1. vs. Alice Lloyd (Ky.) College, 12/29/15 WKU, 104-62	15 (15-39)
---	------------

Individual

1. Johnny Miller (LA Tech), 02/15/97	9 (9-11)
--------------------------------------	----------

By WKU Player

1. Aaron Cosby vs. E. Kentucky, 12/01/15	8 (8-11)
--	----------

3-POINT FIELD GOALS ATTEMPTED**Team**

1. WKU vs. Alice Lloyd (Ky.), 12/29/15 WKU, 104-62	39 (15-39)
---	------------

By Opponent

1. Troy, 02/13/08 WKU, 92-57	37 (11-37)
---------------------------------	------------

Individual

1. Alphonso Ford (Miss. Valley St.), 12/01/89	15 (3-15)
Greg Guy (UT-Pan American), 01/27/93	15 (4-15)
Kyle Allen (Kentucky State), 12/22/04	15 (6-15)

By WKU Player

1. C. Harrison-Docks vs. Charlotte, 01/08/15	13 (5-13)
Aaron Cosby vs. Southern Miss, 03/03/16	13 (7-13)

3-POINT FIELD GOAL PERCENTAGE**Team (min. 10 attempts)**

1. WKU vs. Jacksonville, 01/27/90 WKU, 80-64	.818 (9-11)
---	-------------

By Opponent (min. 10 attempts)

1. Louisville, 12/17/90 Louisville, 86-79	.750 (9-12)
--	-------------


Individual (min. 5 attempts)

1. Joe Lightfoot (WKU) vs. J'ville, 02/04/91	1.000 (5-5)
Filip Videnov (WKU) vs. NMSU, 01/13/02	1.000 (5-5)
Nigel Snipes (WKU) vs. S. Brook, 11/21/15	1.000 (5-5)

By Opposing Player (min. 5 attempts)

1. Nate Burrell (Jacksonville), 02/01/92	1.000 (5-5)
Andrew Drone (Rice), 02/07/15	1.000 (5-5)

Clem Haskins scored a program-record 55 points in Diddle Arena in 1965.



FREE THROWS MADE

Team

1. WKU vs. LaSalle, 02/25/64	37
WKU, 107-95	

Individual

1. Darel Carrier (WKU) vs. LaSalle, 02/25/64	18 (18-22)
--	------------

FREE THROWS ATTEMPTED

Team

1. Tampa, 02/08/64	52
WKU, 126-79	

Individual

1. Darel Carrier (WKU) vs. LaSalle, 02/25/64	22 (18-22)
--	------------

FREE THROW PERCENTAGE

Team (min. 16 made)

1. Georgia State, 01/09/14	1.000 (22-22)
Georgia State, 77-54	
Murray State, 02/06/67	1.000 (18-18)
WKU, 88-78 (ot)	
WKU vs. Austin Peay, 01/17/81	1.000 (16-16)
WKU, 70-58	

Individual (min. 12 made)

1. Tim Mahoney (Rollins), 12/01/79	1.000 (15-15)
Dan Rudesill (Union [Tenn.]), 12/05/68	1.000 (14-14)
Savage (WKU vs. Tenn. St.), 12/01/181.000 (13-13)	
Jerry Southwood (Vandy), 12/01/66	1.000 (12-12)
Marcus Cohen (S. Alabama), 01/24/93	1.000 (12-12)
Derek Smith (LA Tech), 01/05/98	1.000 (12-12)

By WKU Player (min. 12 made)

1. Jared Savage vs. Tenn. St., 12/01/18	1.000 (13-13)
Tony Wilson vs. Evansville, 12/06/82	1.000 (12-12)
Nate Williams vs. FIU, 01/31/02	1.000 (12-12)

REBOUNDS

Team

1. WKU vs. Tampa, 02/08/64	83
WKU, 126-79	

Individual

1. Ralph Townsend (WKU) vs. ETSU, 02/15/64	25
--	----

By Opposing Player

1. Tommy Woods (ETSU), 02/06/65	24
Marcelous Starks (Murray State), 01/26/74	24

MISCELLANEOUS

Most WKU Victories

1. 2002-03	16 (16-0)
------------	-----------

Consecutive WKU Victories

1. 01/17/68 through 02/17/71	43
streak broken by Louisiana-Lafayette on 12/04/71	

Consecutive WKU Losses


1. 01/17/87 through 02/04/84	5
streak broken vs. Old Dominion on 02/09/84	

Largest Crowd

1. WKU vs. Murray State, 02/27/71	14,277
WKU, 73-59	

WKU drew 14,277 fans against Murray State in 1971 for the largest crowd to ever watch a Hilltopper game in Diddle Arena.




**T-1. JIM MCDANIELS**

Year	G	Min	FG-A-Pct	3FG-A-Pct	FT-A-Pct	Reb-Avg	A-Avg	Blk	Stl	Pts-Avg
1968-69	26	--	273-544-.502	--	98-152-.645	324-12.5	--	--	--	644-24.8
1969-70	25	--	305-535-.570	--	106-141-.752	340-13.6	--	--	--	716-26.7
1970-71	30	--	357-684-.522	--	164-221-.742	454-15.1	--	--	--	878-29.3
CAREER	81	--	935-1763-.530	--	368-514-.716	1118-13.8	--	--	--	2238-27.6

**T-1. COURTNEY LEE**


Year	G	Min	FG-A-Pct	3FG-A-Pct	FT-A-Pct	Reb-Avg	A-Avg	Blk	Stl	Pts-Avg
2004-05	31	1028	176-391-.450	57-143-.399	52-72-.722	160-5.2	63-2.0	17	55	461-14.9
2005-06	30	932	180-399-.451	62-152-.408	100-118-.847	189-6.3	86-2.9	10	77	522-17.4
2006-07	30	918	187-396-.472	57-142-.401	89-106-.840	139-4.6	57-1.9	23	45	520-17.3
2007-08	36	1079	259-543-.477	69-174-.397	148-180-.822	175-4.9	75-2.1	28	65	735-20.4
CAREER	127	3957	802-1729-.464	245-611-.401	389-476-.817	663-5.2	281-2.2	78	242	2238-17.6

**3. RALPH CROSTHWAITE**

Year	G	Min	FG-A-Pct	3FG-A-Pct	FT-A-Pct	Reb-Avg	A-Avg	Blk	Stl	Pts-Avg
1954-55	26	--	156-285-.547	--	125-192-.651	282-10.9	--	--	--	437-16.8
1956-57	26	--	185-349-.530	--	158-249-.635	310-11.9	--	--	--	528-20.3
1957-58	25	--	202-331-.610	--	166-257-.646	383-15.3	--	--	--	570-22.8
1958-59	26	--	191-296-.645	--	159-232-.685	334-12.8	--	--	--	541-20.8
CAREER	103	--	734-1261-.582	--	608-930-.653	1309-12.7	--	--	--	2076-20.2

**4. TOM MARSHALL**


Year	G	Min	FG-A-Pct	3FG-A-Pct	FT-A-Pct	Reb-Avg	A-Avg	Blk	Stl	Pts-Avg
1950-51	13	--	17-60-.283	--	17-24-.708	--	--	--	--	51-3.9
1951-52	24	--	189-385-.491	--	78-111-.703	351-14.6	66-2.8	--	--	456-19.0
1952-53	31	--	224-510-.439	--	125-181-.691	397-12.8	--	--	--	573-18.5
1953-54	32	--	282-692-.408	--	265-359-.738	477-14.9	--	--	--	829-25.9
CAREER	100	--	712-1647-.432	--	485-675-.718	1225-12.3	--	--	--	1909-19.1

**5. BRETT MCNEAL**

Year	G	Min	FG-A-Pct	3FG-A-Pct	FT-A-Pct	Reb-Avg	A-Avg	Blk	Stl	Pts-Avg
1985-86	25	215	39-88-.443	0-0-.000	7-15-.467	27-1.1	16-0.6	0	9	85-3.4
1986-87	38	1326	247-500-.494	36-91-.396	59-76-.396	121-3.2	102-2.7	4	38	589-15.5
1987-88	28	1082	213-489-.436	35-105-.333	100-133-.752	87-3.1	112-4.0	1	46	561-20.0
1988-89	29	1091	231-519-.445	47-132-.356	112-139-.806	116-4.0	124-4.3	3	55	621-21.4
CAREER	120	3714	730-1596-.457	118-328-.360	278-363-.766	351-2.9	354-2.9	8	148	1856-15.5


**6. T.J. PRICE**

Year	G	Min	FG-A-Pct	3FG-A-Pct	FT-A-Pct	Reb-Avg	A-Avg	Blk	Stl	Pts-Avg
2011-12	30	836	83-229-.362	52-146-.356	52-72-.722	129-4.3	54-1.8	7	27	270-9.0
2012-13	33	1089	170-430-.395	81-226-.358	81-116-.698	147-4.5	79-2.4	13	38	502-15.2
2013-14	30	887	153-371-.412	72-201-.358	86-111-.775	132-4.4	58-1.9	3	28	464-15.5
2014-15	32	1069	175-395-.443	81-196-.413	115-141-.816	171-5.3	127-4.0	2	30	546-17.1
CAREER	125	3881	581-1425-.408	286-769-.372	334-440-.759	579-4.6	318-2.5	25	123	1782-14.3




7. JOHNNY BRITT

Year	G	Min	FG-A-Pct	3FG-A-Pct	FT-A-Pct	Reb-Avg	A-Avg	Blk	Stl	Pts-Avg
1972-73	25	--	132-320-.413	--	36-58-.621	130-5.2	52-2.1	--	--	300-12.0
1973-74	25	--	205-398-.515	--	49-71-.690	174-7.0	48-1.9	--	--	459-18.4
1974-75	24	--	195-392-.497	--	48-67-.716	168-7.0	53-2.2	--	--	438-18.3
1975-76	29	--	233-491-.475	--	102-136-.750	167-5.8	118-4.1	--	--	568-19.6
CAREER	103	--	765-1601-.478	--	235-332-.708	639-6.2	271-2.6	--	--	1765-17.1



8. KANNARD JOHNSON

Year	G	Min	FG-A-Pct	3FG-A-Pct	FT-A-Pct	Reb-Avg	A-Avg	Blk	Stl	Pts-Avg
1983-84	29	--	147-242-.607	--	76-94-.809	178-6.7	28-0.9	18	11	370-12.8
1984-85	28	--	172-326-.528	--	75-106-.708	180-6.4	25-0.9	17	5	419-15.0
1985-86	31	--	150-313-.479	--	79-119-.664	172-5.5	24-0.8	7	16	379-12.2
1986-87	38	--	224-413-.542	--	122-152-.803	310-8.2	43-1.1	18	26	570-15.0
CAREER	126	--	693-1294-.536	--	352-471-.747	840-6.7	120-0.9	60	58	1738-13.8




9. ANTHONY WINCHESTER

Year	G	Min	FG-A-Pct	3FG-A-Pct	FT-A-Pct	Reb-Avg	A-Avg	Blk	Stl	Pts-Avg
2002-03	33	638	63-127-.496	31-68-.456	39-50-.780	112-3.4	44-1.3	1	17	196-5.9
2003-04	28	919	133-316-.421	58-158-.367	72-82-.878	133-4.8	60-2.1	2	23	396-14.1
2004-05	31	1053	196-390-.503	77-170-.453	95-115-.826	223-7.2	69-2.2	3	33	564-18.2
2005-06	31	971	201-425-.473	81-198-.409	93-122-.762	175-5.6	78-2.5	7	30	576-18.6
CAREER	123	3581	593-1258-.471	247-594-.416	299-369-.810	643-5.2	251-2.0	13	103	1732-14.1



10. JUSTIN JOHNSON

Year	G	Min	FG-A-Pct	3FG-A-Pct	FT-A-Pct	Reb-Avg	A-Avg	Blk	Stl	Pts-Avg
2014-15	31	482	60-119-.504	0-3-.000	29-67-.433	126-4.1	22-0.7	14	13	149-4.8
2015-16	34	984	197-327-.602	1-9-.111	112-166-.675	270-7.9	48-1.4	19	16	507-14.9
2016-17	32	1,005	173-331-.523	26-67-.388	92-166-.554	302-9.4	66-2.1	18	11	464-14.5
2017-18	38	1,314	239-464-.515	47-113-.416	70-123-.569	359-9.4	48-1.3	28	27	595-15.7
CAREER	96	3,785	669-1241-.539	74-192-.385	303-522-.580	1057-7.8	184-1.4	79	67	1715-12.7




11. BOBBY RASCOE

Year	G	Min	FG-A-Pct	3FG-A-Pct	FT-A-Pct	Reb-Avg	A-Avg	Blk	Stl	Pts-Avg
1959-60	28	--	173-405-.427	--	125-178-.702	190-6.8	--	--	--	471-16.8
1960-61	26	--	187-364-.514	--	148-190-.779	130-5.0	--	--	--	522-20.1
1961-62	27	--	248-493-.503	--	198-248-.798	146-5.4	--	--	--	694-25.7
CAREER	81	--	608-1262-.482	--	471-616-.765	466-5.8	--	--	--	1687-20.8



12. CLEM HASKINS


Year	G	Min	FG-A-Pct	3FG-A-Pct	FT-A-Pct	Reb-Avg	A-Avg	Blk	Stl	Pts-Avg
1964-65	27	--	252-561-.449	--	129-190-.679	293-10.9	--	--	--	633-23.4
1965-66	28	--	213-461-.462	--	146-189-.773	280-10.0	--	--	--	572-20.4
1966-67	21	--	170-377-.451	--	135-167-.808	236-11.2	--	--	--	475-22.6
CAREER	76	--	635-1399-.454	--	410-546-.751	809-10.6	--	--	--	1680-22.1

**13. CHRIS ROBINSON**


Year	G	Min	FG-A-Pct	3FG-A-Pct	FT-A-Pct	Reb-Avg	A-Avg	Blk	Stl	Pts-Avg
1992-93	32	--	89-175-.509	16-52-.308	41-64-.641	110-3.4	37-1.2	--	--	235-7.3
1993-94	31	--	187-391-.478	34-93-.366	49-68-.721	178-5.7	63-2.0	--	--	457-14.7
1994-95	31	--	203-448-.453	35-110-.318	86-121-.711	207-6.7	68-2.2	--	--	527-17.0
1995-96	26	--	163-358-.455	30-101-.297	81-120-.675	161-6.2	61-2.4	--	--	437-16.8
CAREER	120	--	642-1372-.468	115-356-.323	257-373-.689	656-5.5	229-1.9	--	--	1656-13.8

**14. GEORGE FANT**


Year	G	Min	FG-A-Pct	3FG-A-Pct	FT-A-Pct	Reb-Avg	A-Avg	Blk	Stl	Pts-Avg
2011-12	31	819	110-231-.476	0-3-.000	101-152-.664	188-6.1	22-0.7	37	29	321-10.4
2012-13	35	1016	163-338-.482	0-0-.000	121-200-.605	232-6.6	24-0.7	39	26	447-12.8
2013-14	31	916	149-281-.530	0-0-.000	114-208-.548	206-6.6	27-0.9	27	27	412-13.3
2014-15	32	920	170-321-.530	0-0-.000	101-163-.620	268-8.4	50-1.6	21	30	441-13.8
CAREER	129	3671	592-1171-.506	0-3-.000	437-723-.604	894-6.9	123-0.9	124	112	1621-12.6

**15. A.J. SLAUGHTER**

Year	G	Min	FG-A-Pct	3FG-A-Pct	FT-A-Pct	Reb-Avg	A-Avg	Blk	Stl	Pts-Avg
2006-07	33	526	75-178-.421	25-66-.379	25-37-.676	57-1.7	32-0.9	2	32	200-6.1
2007-08	36	677	98-225-.436	34-78-.436	43-57-.754	76-2.1	39-1.1	3	40	273-7.6
2008-09	32	1107	171-410-.417	72-198-.364	99-129-.767	99-3.1	114-3.6	1	43	513-16.0
2009-10	34	1240	184-442-.416	79-220-.359	148-179-.827	108-3.2	147-4.3	4	54	595-17.5
CAREER	135	3550	528-1255-.421	210-562-.374	315-402-.784	340-2.5	332-2.5	10	169	1581-11.7

**16. STEFFPHON PETTIGREW**


Year	G	Min	FG-A-Pct	3FG-A-Pct	FT-A-Pct	Reb-Avg	A-Avg	Blk	Stl	Pts-Avg
2007-08	36	411	45-112-.402	2-8-.250	46-65-.708	102-2.8	7-0.2	9	13	138-3.8
2008-09	34	1006	156-349-.447	43-113-.381	78-123-.634	175-5.1	27-0.8	8	20	433-12.7
2009-10	34	1119	196-400-.490	37-113-.327	77-125-.616	199-5.9	40-1.2	15	28	506-14.9
2010-11	32	1085	182-372-.489	30-102-.294	73-127-.575	194-6.1	42-1.3	20	24	467-14.6
CAREER	136	3621	579-1233-.470	112-336-.333	274-440-.623	670-4.9	116-0.9	52	85	1544-11.4

**17. ART SPOELSTRA**

Year	G	Min	FG-A-Pct	3FG-A-Pct	FT-A-Pct	Reb-Avg	A-Avg	Blk	Stl	Pts-Avg
1951-52	31	--	178-345-.516	--	128-175-.731	339-10.9	--	--	--	484-15.6
1952-53	29	--	188-356-.528	--	101-147-.687	292-10.1	--	--	--	477-16.5
1953-54	32	--	202-381-.530	--	145-208-.697	412-12.9	--	--	--	549-17.1
CAREER	92	--	568-1082-.525	--	374-530-.706	1043-11.3	--	--	--	1510-16.4


**18. CHARLIE OSBORNE**

Year	G	Min	FG-A-Pct	3FG-A-Pct	FT-A-Pct	Reb-Avg	A-Avg	Blk	Stl	Pts-Avg
1958-59	26	--	111-245-.453	--	146-191-.764	247-9.5	--	--	--	368-14.1
1959-60	28	--	154-301-.512	--	189-236-.801	281-10.0	--	--	--	497-17.8
1960-61	26	--	159-337-.472	--	176-211-.834	278-10.8	--	--	--	494-19.0
CAREER	80	--	424-883-.480	--	511-638-.801	806-10.1	--	--	--	1359-17.0



19. CRAIG MCCORMICK

Year	G	Min	FG-A-Pct	3FG-A-Pct	FT-A-Pct	Reb-Avg	A-Avg	Blk	Stl	Pts-Avg
1978-79	28	--	55-119-.462	--	19-28-.679	95-3.4	32-1.1	--	3	129-4.6
1979-80	29	--	165-264-.625	--	94-120-.783	193-6.7	38-1.3	--	11	424-14.6
1980-81	27	--	143-256-.559	--	99-136-.728	187-6.9	73-2.7	--	9	385-14.3
1981-82	29	--	161-281-.573	--	94-124-.758	176-6.1	59-2.0	--	18	416-14.3
CAREER	113	--	524-920-.570	--	306-408-.750	651-5.8	202-1.8	--	41	1354-12.0




20. TELLIS FRANK

Year	G	Min	FG-A-Pct	3FG-A-Pct	FT-A-Pct	Reb-Avg	A-Avg	Blk	Stl	Pts-Avg
1983-84	27	--	42-121-.347	--	22-36-.611	92-3.4	31-1.2	7	17	106-3.9
1984-85	27	--	93-213-.437	--	41-62-.661	134-5.0	37-1.4	18	16	227-8.4
1985-86	30	--	109-212-.514	--	88-111-.793	157-5.2	34-1.1	12	26	306-10.2
1986-87	38	--	281-582-.518	--	122-175-.697	281-7.4	85-2.2	22	40	684-18.0
CAREER	122	--	525-1088-.483	--	273-384-.711	664-5.4	187-1.5	59	99	1323-10.8




21. DAREL CARRIER

Year	G	Min	FG-A-Pct	3FG-A-Pct	FT-A-Pct	Reb-Avg	A-Avg	Blk	Stl	Pts-Avg
1961-62	27	--	143-340-.421	--	83-105-.790	103-3.8	--	--	--	369-13.7
1962-63	21	--	161-350-.460	--	81-115-.704	107-5.1	--	--	--	403-19.2
1963-64	21	--	208-485-.429	--	130-169-.769	120-5.7	--	--	--	546-26.0
CAREER	69	--	512-1175-.436	--	294-389-.756	330-4.8	--	--	--	1318-19.1




22. CHUCK RAWLINGS

Year	G	Min	FG-A-Pct	3FG-A-Pct	FT-A-Pct	Reb-Avg	A-Avg	Blk	Stl	Pts-Avg
1972-73	24	--	65-141-.461	--	35-48-.729	45-1.9	14-0.6	--	--	165-6.9
1973-74	25	--	135-283-.477	--	60-72-.833	81-3.2	33-1.3	--	--	330-13.2
1974-75	24	--	147-337-.436	--	67-85-.788	62-2.6	43-1.8	--	--	361-15.0
1975-76	29	--	188-421-.447	--	82-116-.707	50-1.7	75-2.5	--	--	458-15.8
CAREER	102	--	535-1182-.452	--	244-321-.760	238-2.3	165-1.6	--	--	1314-12.9




23. TONY WILSON

Year	G	Min	FG-A-Pct	3FG-A-Pct	FT-A-Pct	Reb-Avg	A-Avg	Blk	Stl	Pts-Avg
1979-80	29	--	70-134-.522	--	43-72-.597	94-3.2	28-0.9	13	10	183-6.3
1980-81	29	--	163-290-.562	--	97-139-.698	182-6.3	45-1.6	19	34	423-14.6
1981-82	28	--	125-227-.551	--	56-82-.683	145-5.2	17-0.6	14	11	306-10.9
1982-83	27	--	158-317-.498	--	76-95-.800	164-6.1	34-1.3	16	26	393-14.6
CAREER	113	--	516-968-.533	--	272-388-.701	585-5.2	124-1.1	62	81	1305-11.5




24. WAYNE CHAPMAN

Year	G	Min	FG-A-Pct	3FG-A-Pct	FT-A-Pct	Reb-Avg	A-Avg	Blk	Stl	Pts-Avg
1965-66	28	--	160-374-.428	--	52-76-.684	120-4.3	--	--	--	372-13.3
1966-67	26	--	159-409-.389	--	83-104-.798	174-6.7	--	--	--	401-15.4
1967-68	25	--	213-449-.474	--	93-129-.721	212-8.5	--	--	--	519-20.8
CAREER	79	--	532-1232-.432	--	228-309-.738	506-6.4	--	--	--	1292-16.4

**25. ROLAND SHELTON**


Year	G	Min	FG-A-Pct	3FG-A-Pct	FT-A-Pct	Reb-Avg	A-Avg	Blk	Stl	Pts-Avg
1986-87	35	290	35-78-.308	1-13-.077	4-10-.400	28-0.8	19-0.5	3	6	75-2.1
1987-88	28	854	121-262-.462	30-63-.476	44-57-.772	66-2.4	59-2.1	4	13	316-11.3
1988-89	29	871	127-297-.428	43-104-.413	36-48-.750	89-3.1	58-2.0	3	10	333-11.5
1989-90	30	1102	197-459-.429	75-169-.444	76-109-.697	91-3.0	64-2.1	9	26	545-18.2
CAREER	122	3117	480-1096-.438	149-349-.427	160-224-.714	274-2.2	200-1.6	19	55	1269-10.4

**26. DARNELL MEE**


Year	G	Min	FG-A-Pct	3FG-A-Pct	FT-A-Pct	Reb-Avg	A-Avg	Blk	Stl	Pts-Avg
1990-91	27	--	107-234-.457	19-62-.306	55-69-.797	137-5.1	63-2.3	25	65	288-10.7
1991-92	32	--	130-323-.402	52-166-.313	47-73-.644	144-4.5	104-3.2	51	94	359-11.2
1992-93	32	--	200-461-.434	73-203-.360	133-188-.707	191-6.0	106-3.3	34	100	606-18.9
CAREER	91	--	437-1018-.429	144-431-.334	235-330-.712	472-5.2	273-3.0	110	259	1253-13.8

**27. MIKE WELLS**


Year	G	Min	FG-A-Pct	3FG-A-Pct	FT-A-Pct	Reb-Avg	A-Avg	Blk	Stl	Pts-Avg
2000-01	31	456	54-133-.406	18-65-.227	35-40-.875	76-2.5	20-0.7	10	12	161-5.2
2001-02	32	675	92-204-.451	43-121-.355	58-72-.806	110-3.4	41-1.3	13	16	285-8.9
2002-03	33	984	127-249-.510	50-123-.407	53-68-.779	148-4.5	56-1.7	47	37	357-10.8
2003-04	28	972	148-352-.420	68-183-.372	78-101-.772	157-5.6	70-2.5	22	41	442-15.8
CAREER	124	3087	421-938-.449	179-492-.364	224-281-.797	491-4.0	187-1.5	92	106	1245-10.0

**28. FOREST "FROSTY" ABLE**


Year	G	Min	FG-A-Pct	3FG-A-Pct	FT-A-Pct	Reb-Avg	A-Avg	Blk	Stl	Pts-Avg
1953-54	32	--	145-419-.346	--	62-87-.712	123-3.8	--	--	--	352-11.0
1954-55	28	--	160-484-.331	--	79-105-.752	162-5.8	--	--	--	399-14.2
1955-56	26	--	182-469-.388	--	106-131-.809	158-6.1	--	--	--	470-18.1
CAREER	86	--	487-1372-.355	--	247-323-.768	443-5.2	--	--	--	1221-14.2

**29. BOBBY JONES**

Year	G	Min	FG-A-Pct	3FG-A-Pct	FT-A-Pct	Reb-Avg	A-Avg	Blk	Stl	Pts-Avg
1980-81	28	--	50-127-.394	--	30-49-.612	49-1.8	59-2.1	2	19	130-4.6
1981-82	29	--	126-243-.519	--	64-90-.711	57-2.0	96-3.3	1	33	316-10.9
1982-83	28	--	142-342-.415	--	59-81-.728	50-1.8	111-3.9	0	39	367-13.1
1983-84	29	--	165-325-.508	--	68-91-.747	62-2.1	109-3.8	0	43	398-13.7
CAREER	114	--	483-1037-.466	--	221-311-.711	218-1.9	375-3.3	3	134	1211-10.6

**30. OWEN LAWSON**

Year	G	Min	FG-A-Pct	3FG-A-Pct	FT-A-Pct	Reb-Avg	A-Avg	Blk	Stl	Pts-Avg
1955-56	28	--	192-522-.368	--	84-136-.618	101-3.6	--	--	--	468-16.7
1956-57	24	--	159-366-.434	--	55-82-.671	81-3.4	--	--	--	373-15.5
1957-58	25	--	164-430-.381	--	37-71-.521	66-2.6	--	--	--	365-14.6
CAREER	77	--	515-1318-.391	--	176-289-.609	248-3.2	--	--	--	1206-15.7



31. MICHAEL FRALIEUX

Year	G	Min	FG-A-Pct	3FG-A-Pct	FT-A-Pct	Reb-Avg	A-Avg	Blk	Stl	Pts-Avg
1992-93	32	328	35-93-.376	18-53-.340	24-32-.750	20-0.6	32-1.0	0	9	112-3.5
1993-94	31	860	130-314-.414	62-173-.414	72-86-.837	86-2.8	107-3.5	0	31	394-12.7
1994-95	31	918	126-298-.423	74-178-.416	53-73-.726	74-2.4	106-3.4	0	21	379-12.2
1995-96	26	761	100-263-.380	51-157-.325	67-79-.848	63-2.4	60-2.4	2	21	318-12.2
CAREER	120	2867	391-968-.404	205-561-.365	216-267-.809	243-2.0	305-2.5	2	82	1203-10.3




32. DAVID BOYDEN

Year	G	Min	FG-A-Pct	3FG-A-Pct	FT-A-Pct	Reb-Avg	A-Avg	Blk	Stl	Pts-Avg
1999-00	29	614	77-141-.546	1-2-.500	12-25-.480	121-4.2	21-0.7	3	11	167-5.8
2000-01	31	785	95-206-.461	22-67-.328	18-33-.545	159-5.1	31-1.0	11	14	230-7.4
2001-02	32	896	147-298-.493	26-74-.351	40-71-.563	195-6.1	33-1.0	5	14	360-11.3
2002-03	33	988	163-348-.468	18-77-.234	66-104-.635	175-5.3	45-1.4	13	25	410-12.4
CAREER	125	3283	482-993-.485	67-220-.305	136-233-.584	650-5.2	130-1.0	32	64	1167-9.3




33. SERGIO KERUSCH

Year	G	Min	FG-A-Pct	3FG-A-Pct	FT-A-Pct	Reb-Avg	A-Avg	Blk	Stl	Pts-Avg
2008-09	34	839	144-323-.446	20-80-.250	72-113-.637	252-7.4	15-0.4	4	17	380-11.2
2009-10	20	577	105-232-.453	38-107-.355	37-60-.617	144-7.2	16-0.8	2	12	285-14.3
2010-11	32	992	193-398-.485	46-150-.307	67-104-.644	253-7.9	15-0.5	12	13	499-15.6
CAREER	86	2408	442-953-.464	104-337-.309	176-277-.635	649-7.5	46-0.5	18	42	1164-13.5




34. DWIGHT SMITH

Year	G	Min	FG-A-Pct	3FG-A-Pct	FT-A-Pct	Reb-Avg	A-Avg	Blk	Stl	Pts-Avg
1964-65	27	--	137-314-.440	--	81-116-.698	304-11.3	--	--	--	355-13.1
1965-66	27	--	167-379-.441	--	100-137-.730	267-9.9	--	--	--	434-16.1
1966-67	24	--	145-289-.502	--	63-115-.548	285-11.9	--	--	--	353-14.7
CAREER	78	--	449-982-.457	--	244-368-.663	856-11.0	--	--	--	1142-14.6




35. JIM ROSE

Year	G	Min	FG-A-Pct	3FG-A-Pct	FT-A-Pct	Reb-Avg	A-Avg	Blk	Stl	Pts-Avg
1968-69	26	--	142-318-.446	--	34-54-.630	159-6.1	76-2.9	--	--	318-12.2
1969-70	25	--	159-340-.468	--	35-48-.729	123-4.9	64-2.6	--	--	353-14.1
1970-71	30	--	195-446-.437	--	72-100-.720	145-4.8	88-2.9	--	--	462-15.4
CAREER	81	--	496-1104-.449	--	141-202-.698	427-5.3	228-2.8	--	--	1133-14.0




36. JACK TURNER

Year	G	Min	FG-A-Pct	3FG-A-Pct	FT-A-Pct	Reb-Avg	A-Avg	Blk	Stl	Pts-Avg
1948-49	23	--	38-95-.400	--	18-30-.600	--	--	--	--	94-4.0
1949-50	31	--	132-365-.362	--	84-103-.813	--	--	--	--	348-11.2
1950-51	24	--	120-379-.317	--	85-105-.810	--	--	--	--	325-13.5
1951-52	28	--	111-274-.405	--	134-171-.784	--	--	--	--	356-12.7
CAREER	106	--	401-1113-.360	--	321-409-.784	--	--	--	--	1123-10.6

**37. MIKE PRINCE**

Year	G	Min	FG-A-Pct	3FG-A-Pct	FT-A-Pct	Reb-Avg	A-Avg	Blk	Stl	Pts-Avg
1976-77	26	--	170-329-.517	--	46-80-.575	84-3.2	43-1.7	--	--	386-14.8
1977-78	30	--	122-253-.482	--	60-89-.674	125-4.2	38-1.3	--	--	304-10.1
1978-79	28	--	76-152-.500	--	42-58-.724	73-2.6	65-2.3	--	--	194-6.9
1979-80	29	--	98-175-.460	--	40-58-.690	61-2.1	52-1.8	--	--	236-8.1
CAREER	113	--	466-909-.513	--	188-285-.660	343-3.0	198-1.8	--	--	1120-9.9

**38. DARRIN HORN**

Year	G	Min	FG-A-Pct	3FG-A-Pct	FT-A-Pct	Reb-Avg	A-Avg	Blk	Stl	Pts-Avg
1991-92	31	470	42-94-.447	5-16-.313	33-38-.868	73-2.4	42-1.4	3	28	122-3.9
1992-93	32	877	109-226-.482	17-52-.327	67-88-.761	105-3.3	93-2.9	2	39	302-9.4
1993-94	31	831	99-235-.421	24-79-.304	68-83-.819	122-3.9	87-2.8	1	35	290-9.4
1994-95	30	906	144-307-.469	46-104-.442	67-82-.817	111-3.6	88-2.9	2	37	401-12.9
CAREER	125	3084	394-862-.457	92-251-.367	235-291-.808	411-3.3	310-2.5	8	139	1115-8.9

**39. CHRIS MARCUS**

Year	G	Min	FG-A-Pct	3FG-A-Pct	FT-A-Pct	Reb-Avg	A-Avg	Blk	Stl	Pts-Avg
1999-00	29	--	133-223-.596	0-0-.000	78-114-.684	275-9.5	18-0.6	--	--	344-11.9
2000-01	31	--	197-360-.547	0-0-.000	124-194-.639	374-12.1	28-0.9	--	--	518-16.7
2001-02	15	--	83-157-.529	0-0-.000	73-104-.702	134-8.9	3-0.2	--	--	239-15.9
2002-03	4	--	5-9-.556	0-0-.000	2-2-1.000	12-3.0	1-0.3	--	--	12-3.0
CAREER	79	--	418-749-.558	0-0-.000	277-414-.669	795-10.1	50-0.6	214	--	1113-14.1

**40. BOB LAVOY**


Year	G	Min	FG-A-Pct	3FG-A-Pct	FT-A-Pct	Reb-Avg	A-Avg	Blk	Stl	Pts-Avg
1947-48	12	--	12-	--	5-	--	--	--	--	29-2.4
1948-49	29	--	149-428-.348	--	73-116-.629	--	--	--	--	371-12.8
1949-50	31	--	271-628-.432	--	129-196-.658	--	--	--	--	671-21.7
CAREER	72	--	432-	--	207-	--	--	--	--	1071-14.9

**41. ORLANDO MENDEZ-VALDEZ**

Year	G	Min	FG-A-Pct	3FG-A-Pct	FT-A-Pct	Reb-Avg	A-Avg	Blk	Stl	Pts-Avg
2005-06	24	286	23-59-.390	14-36-.389	8-9-.889	16-0.7	38-1.6	0	8	68-2.8
2006-07	33	665	101-199-.508	45-95-.474	63-73-.863	42-1.3	59-1.8	2	35	310-9.4
2007-08	36	685	65-154-.422	37-95-.389	38-48-.792	59-1.6	79-2.2	7	37	205-5.7
2008-09	34	1138	161-360-.447	101-240-.421	61-78-.782	141-4.1	140-4.1	7	39	484-14.2
CAREER	127	2774	350-772-.453	197-466-.423	170-208-.817	258-2.0	355-2.8	16	119	1067-8.4

**42. JEREMY EVANS**

Year	G	Min	FG-A-Pct	3FG-A-Pct	FT-A-Pct	Reb-Avg	A-Avg	Blk	Stl	Pts-Avg
2006-07	32	672	87-135-.644	1-1-1.000	49-73-.671	182-5.7	16-0.5	44	19	224-7.0
2007-08	34	716	80-128-.625	8-19-.421	34-53-.642	176-5.2	20-0.6	51	16	202-5.9
2008-09	34	861	123-194-.634	0-1-.000	52-72-.722	195-5.7	11-0.3	68	21	298-8.8
2009-10	34	901	137-211-.649	3-12-.250	64-93-.688	235-6.9	25-0.7	61	28	341-10.0
CAREER	134	3150	427-668-.639	12-33-.364	199-291-.684	788-5.9	72-0.5	224	84	1065-7.9




43. BOBBY JACKSON

Year	G	Min	FG-A-Pct	3FG-A-Pct	FT-A-Pct	Reb-Avg	A-Avg	Blk	Stl	Pts-Avg
1960-61	26	--	125-350-.357	--	88-121-.727	226-8.7	--	--	--	338-13.0
1961-62	25	--	132-324-.407	--	69-94-.734	195-7.8	--	--	--	333-13.3
1962-63	21	--	161-399-.404	--	67-136-.493	197-9.4	--	--	--	389-18.5
CAREER	72	--	418-1073-.390	--	224-351-.638	618-8.6	--	--	--	1060-14.7




44. DEREK ROBINSON

Year	G	Min	FG-A-Pct	3FG-A-Pct	FT-A-Pct	Reb-Avg	A-Avg	Blk	Stl	Pts-Avg
1998-99	27	509	63-163-.387	19-54-.352	34-46-.739	69-2.6	40-1.5	1	15	179-6.6
1999-00	28	790	79-216-.366	31-102-.304	73-90-.811	88-3.1	126-4.5	2	32	262-9.4
2000-01	31	802	96-223-.430	38-110-.345	46-65-.708	93-3.0	121-3.9	2	40	276-8.9
2001-02	31	876	112-246-.455	55-122-.451	42-64-.656	161-5.2	126-4.1	1	37	321-10.4
CAREER	117	2997	350-848-.413	149-388-.384	195-265-.736	411-3.5	413-3.5	6	124	1038-8.9



45. GENE RHODES

Year	G	Min	FG-A-Pct	3FG-A-Pct	FT-A-Pct	Reb-Avg	A-Avg	Blk	Stl	Pts-Avg
1948-49	24	--	47-133-.353	--	24-41-.585	--	--	--	--	118-4.9
1949-50	31	--	93-314-.296	--	89-121-.736	--	--	--	--	270-8.6
1950-51	29	--	122-345-.354	--	76-116-.655	--	--	--	--	320-11.0
1951-52	31	--	116-327-.354	--	89-121-.736	--	--	--	--	321-10.4
CAREER	115	--	378-1119-.338	--	273-401-.681	--	--	--	--	1029-8.9



T-46. CARLISLE TOWERY (WKU'S FIRST 1,000-POINT SCORER)

Year	G	Min	FG-A-Pct	3FG-A-Pct	FT-A-Pct	Reb-Avg	A-Avg	Blk	Stl	Pts-Avg
1938-39	--	--	--	--	--	--	--	--	--	--
1939-40	--	--	--	--	--	--	--	--	--	--
1940-41	--	--	--	--	--	--	--	--	--	--
CAREER	--	--	--	--	--	--	--	--	--	1010




T-46. BOB DANIELS

Year	G	Min	FG-A-Pct	3FG-A-Pct	FT-A-Pct	Reb-Avg	A-Avg	Blk	Stl	Pts-Avg
1953-54	17	--	4-	--	3-	--	--	--	--	11-0.6
1954-55	26	--	86-226-.380	--	77-118-.652	242-9.3	--	--	--	249-9.6
1955-56	28	--	148-347-.426	--	171-227-.754	418-14.9	--	--	--	467-16.7
1956-57	26	--	89-241-.369	--	105-135-.778	304-11.7	--	--	--	283-10.9
CAREER	97	--	327-	--	356-	--	--	--	--	1010-10.4



T-48. DON "DUCK" RAY

Year	G	Min	FG-A-Pct	3FG-A-Pct	FT-A-Pct	Reb-Avg	A-Avg	Blk	Stl	Pts-Avg
1942-43	24	--	--	--	--	--	--	--	--	--
1946-47	26	--	115-	--	64-	--	--	--	--	294-11.3
1947-48	29	--	--	--	--	--	--	--	--	--
CAREER	79	--	--	--	--	--	--	--	--	1006-12.7

**T-48. JOHN OLDHAM**

Year	G	Min	FG-A-Pct	3FG-A-Pct	FT-A-Pct	Reb-Avg	A-Avg	Blk	Stl	Pts-Avg
1942-43	--	--	--	--	--	--	--	--	--	142
1946-47	29	--	91-	--	38-	--	--	--	--	220
1947-48	30	--	--	--	--	--	--	--	--	337
1948-49	28	--	113-290-.390	--	81-130-.623	--	--	--	--	307-11.0
CAREER	--	--	--	--	--	--	--	--	--	1006

CAREER 1,000-POINT SCORERS

1. Jim McDaniels, 1969-71	2,238
Courtney Lee, 2005-08	2,238
3. Ralph Crosthwaite, 1955, '57-59	2,076
4. Tom Marshall, 1951-54	1,909
5. Brett McNeal, 1986-89	1,856
6. T.J. Price, 2012-15	1,782
7. Johnny Britt, 1973-76	1,765
8. Kannard Johnson, 1984-87	1,738
9. Anthony Winchester, 2003-06	1,732
10. Justin Johnson, 2014-18	1,715
11. Bobby Rascoe, 1960-62	1,687
12. Clem Haskins, 1965-67	1,680
13. Chris Robinson, 1993-96	1,656
14. George Fant, 2012-15	1,621
15. A.J. Slaughter, 2007-10	1,581
16. Steffphon Pettigrew, 2008-11	1,544
17. Art Spoelstra, 1952-54	1,510
18. Charlie Osborne, 1959-61	1,359
19. Craig McCormick, 1979-82	1,354
20. Tellis Frank, 1984-87	1,323
21. Darel Carrier, 1962-64	1,318
22. Chuck Rawlings, 1973-76	1,314
23. Tony Wilson, 1980-83	1,305
24. Wayne Chapman, 1966-68	1,292
25. Roland Shelton, 1987-90	1,269
26. Darnell Mee, 1991-93	1,253
27. Mike Wells, 2001-04	1,245
28. Forest "Frosty" Able, 1953-55	1,221
29. Bobby Jones, 1981-84	1,211
30. Owen Lawson, 1956-58	1,206
31. Michael Fralieux, 1993-96	1,205
32. David Boyden, 2000-03	1,167
33. Sergio Kersch, 2009-11	1,164
34. Dwight Smith, 1965-67	1,142
35. Jim Rose, 1969-71	1,133
36. Jack Turner, 1949-51, '54	1,123
37. Mike Prince, 1977-80	1,120
38. Darrin Horn, 1992-95	1,115
39. Chris Marcus, 2000-03	1,113
40. Bob Lavoy, 1948-50	1,071
41. Orlando Mendez-Valdez, 2006-09	1,067
42. Jeremy Evans, 2007-10	1,065
43. Bobby Jackson, 1961-63	1,060
44. Derek Robinson, 1999-02	1,038
45. Gene Rhodes, 1949-52	1,029
46. Carlisle Towery, 1938-40*	1,010
Bob Daniels, 1954-57	1,010
48. Don "Duck" Ray, 1942-43, '47-48	1,006
John Oldham, 1943, '47-49	1,006

(*) WKU's first 1,000-point scorer

SEASON 500-POINT SCORERS

1. Jim McDaniels, 1970-71	878
2. Tom Marshall, 1953-54	829
3. Courtney Lee, 2007-08	735
4. Jim McDaniels, 1969-70	716
5. Bobby Rascoe, 1961-62	694
6. Tellis Frank, 1986-87	684
7. Bob Lavoy, 1940-50	671
8. Jim McDaniels, 1968-69	644
9. Clem Haskins, 1964-65	633
10. Brett McNeal, 1988-89	621
11. Darnell Mee, 1992-93	606
12. A.J. Slaughter, 2009-10	595
Justin Johnson, 2017-18	595
14. Brett McNeal, 1986-87	589
15. Anthony Winchester, 2005-06	576
16. Tom Marshall, 1952-53	573
17. Clem Haskins, 1965-66	572
18. Ralph Crosthwaite, 1957-58	570
Kannard Johnson, 1986-87	570
20. Johnny Britt, 1975-76	568
21. Anthony Winchester, 2004-05	564
22. Brett McNeal, 1987-88	561
23. Art Spoelstra, 1953-54	549
24. Darel Carrier, 1963-64	546
T.J. Price, 2014-15	546
26. Roland Shelton, 1989-90	545
27. Ralph Crosthwaite, 1958-59	541
28. Mark Bell, 1992-93	537
29. Ralph Crosthwaite, 1956-57	528
30. Chris Robinson, 1994-95	527
31. Bobby Rascoe, 1960-61	522
Courtney Lee, 2005-06	522
33. Courtney Lee, 2006-07	520
34. Wayne Chapman, 1967-68	519
35. Chris Marcus, 2000-01	518
Tyrone Brazelton, 2007-08	518
37. Darius Thompson, 2017-18	517
38. Jack Jennings, 1991-92	516
39. A.J. Slaughter, 2008-09	513
40. Justin Johnson, 2015-16	507
41. Steffphon Pettigrew, 2009-10	506
Taveion Hollingsworth, 2017-18	506
43. Wilson James, 1975-76	502
T.J. Price, 2012-13	502

GENERAL

HILLTOPPERS

2018-19 REVIEW

HISTORY

UNIVERSITY

OPPONENTS

FRESHMAN SEASON (VARSITY ONLY)

1.	Taveion Hollingsworth, 2017-18	506
2.	Charles Bassey, 2018-19	495
3.	Courtney Lee, 2004-05	461
4.	Ralph Crosthwaite, 1954-55	437
5.	Derrick Gordon, 2011-12	412
6.	Mike Prince, 1976-77	386
7.	Kannard Johnson, 1983-84	370
8.	Patrick Sparks, 2001-02	343
9.	George Fant, 2011-12	321
10.	Johnny Britt, 1972-73	300
11.	T.J. Price, 2011-12	270
12.	Mike Wilson, 1988-89	265
13.	Chris Harrison-Docks, 2013-14	238
14.	Chris Robinson, 1992-93	235
15.	Jeremy Evans, 2006-07	224

SOPHOMORE SEASON

1.	Jim McDaniels, 1968-69	644
2.	Clem Haskins, 1964-65	633
3.	Brett McNeal, 1986-87	589
4.	Ralph Crosthwaite, 1956-57	528
5.	Courtney Lee, 2005-06	522
6.	Chris Marcus, 2000-01	518
7.	Justin Johnson, 2015-16	507
8.	T.J. Price, 2012-13	502
9.	Taveion Hollingsworth, 2018-19	490
10.	Art Spoelstra, 1951-52	484
11.	Bobby Rascoe, 1959-60	471
12.	Owen Lawson, 1955-56	468
13.	Johnny Britt, 1973-74	459

JUNIOR SEASON

1.	Jim McDaniels, 1969-70	716
2.	Tom Marshall, 1952-53	573
3.	Clem Haskins, 1965-66	572
4.	Ralph Crosthwaite, 1957-58	570
5.	Anthony Winchester, 2004-05	564
6.	Brett McNeal, 1987-88	561
7.	Chris Robinson, 1994-95	527
8.	Bobby Rascoe, 1960-61	522
9.	Courtney Lee, 2006-07	520
10.	A.J. Slaughter, 2008-09	513
11.	Steffphon Pettigrew, 2009-10	506

SENIOR SEASON

1.	Jim McDaniels, 1970-71	878
2.	Tom Marshall, 1953-54	829
3.	Courtney Lee, 2007-08	735
4.	Bobby Rascoe, 1961-62	694
5.	Tellis Frank, 1986-87	684
6.	Bob Lavoy, 1949-50	671
7.	Brett McNeal, 1988-89	621
8.	Darnell Mee, 1992-93	606
9.	A.J. Slaughter, 2009-10	595
	Justin Johnson, 2017-18	595

FEWEST GAMES TO REACH 1,000 POINTS

1.	Jim McDaniels (1968-70, two seasons)	39
2.	Clem Haskins (1964-66, two seasons)	45
3.	Ralph Crosthwaite (1954-58, three seasons)	54
4.	Bobby Rascoe (1959-62, three seasons)	55
5.	Darel Carrier (1961-64, three seasons)	58
6.	Charlie Osborne (1958-61, three seasons)	61
7.	Courtney Lee (2004-07, three seasons)	62
8.	Art Spoelstra (1951-54, three seasons)	63
9.	Johnny Britt (1972-75, three seasons)	65
	Owen Lawson (1955-58, three seasons)	65
11.	Wayne Chapman (1965-68, three seasons)	66
	Tom Marshall (1950-53, three seasons)	66
13.	Bob Lavoy (1947-50, three seasons)	69
14.	Chris Marcus (1999-2002, three seasons)	70
	Dwight Smith (1964-67, three seasons)	70
	Bobby Jackson (1960-63, three seasons)	70

Note: Rascoe and Lee each reached 1,000 points in the first game of their third seasons.



Taveion Hollingsworth is one of three Hilltoppers, along with Courtney Lee and Ralph Crosthwaite, to rank in the top 10 in WKU history for scoring as a freshman and sophomore.

SCORING

Year	Player	FGs	FTs	Pts.	Avg.
1922-23	W.B. Owen	—	—	—	—
1923-24	Harry "Pap" Glenn	—	—	—	—
1924-25	Harry "Pap" Glenn	—	—	—	—
1925-26	Ted Hornback	—	—	119	9.0
1926-27	Ted Hornback	—	—	—	—
1927-28	Ted Hornback	—	—	—	—
1928-29	Ted Hornback	—	—	—	—
1929-30	Turner Elrod	—	—	—	—
1930-31	Orlie Lawrence	—	—	—	—
1931-32	Tom Hobbs	—	—	—	—
1932-33	Tom Hobbs	—	—	—	—
1933-34	Tom Hobbs	—	—	—	—
1934-35	Brad Mutchler	63	57	183	9.6
1935-36	Brad Mutchler	—	—	—	—
1936-37	Harry Saddler	59	45	163	10.2
1937-38	Harry Saddler	103	53	259	11.8
1938-39	Harry Saddler	109	53	271	15.9
1939-40	Carlyle Towery	133	51	317	13.8
1940-41	Carlyle Towery	152	55	359	17.1
1941-42	Buck Sydnor	—	—	303	10.4
1942-43	Don Ray	99	35	233	11.7
1943-44	Jim Huter*	71	34	176	10.3
	Lawrence Jones*	103	46	218	9.9
1944-45	Kenneth Sinkhorn	109	46	264	9.8
1945-46	Chalmers Embry	174	65	413	12.5
1946-47	Odie Spears	161	81	403	13.9
1947-48	Odie Spears	167	85	419	14.0
1948-49	Bob Lavoy	149	73	371	12.8
1949-50	Bob Lavoy	271	129	671	21.7
1950-51	Rip Gish	191	92	474	16.3
1951-52	Art Spoelstra	175	128	478	15.4
1952-53	Tom Marshall	224	125	573	18.5
1953-54	Tom Marshall	282	265	829	25.9
1954-55	Ralph Crosthwaite*	156	125	437	16.8
	Lynn Cole*	151	149	451	16.7
1955-56	Forest Able	182	106	470	18.1
1956-57	Ralph Crosthwaite	185	158	528	20.3
1957-58	Ralph Crosthwaite	202	166	570	22.8
1958-59	Ralph Crosthwaite	191	159	541	20.8
1959-60	Charlie Osborne	154	189	497	17.8
1960-61	Bobby Rascoe	187	148	522	20.1
1961-62	Bobby Rascoe	248	198	694	25.7
1962-63	Darel Carrier	161	81	403	19.2
1963-64	Darel Carrier	208	130	546	26.0
1964-65	Clem Haskins	252	129	633	23.4
1965-66	Clem Haskins	213	146	572	20.4
1966-67	Clem Haskins	170	135	475	22.6
1967-68	Wayne Chapman	213	93	519	20.8
1968-69	Jim McDaniels	273	98	644	24.8
1969-70	Jim McDaniels	305	106	716	28.6
1970-71	Jim McDaniels	357	164	878	29.3
1971-72	Jerry Dunn	186	123	495	19.0
1972-73	Tony Stroud	136	54	326	13.0
1973-74	Johnny Britt	205	49	459	18.4
1974-75	Johnny Britt	195	48	438	18.3
1975-76	Johnny Britt	233	102	568	19.6
1976-77	Aaron Bryant*	127	60	314	20.9
	Mike Prince*	170	46	386	14.8
1977-78	James Johnson	201	97	499	18.5
1978-79	Greg Jackson	174	106	454	18.2
1979-80	Craig McCormick	165	94	424	14.6
1980-81	Tony Wilson	163	97	423	14.6
1981-82	Craig McCormick	161	94	416	14.3

Year	Player	FGs	FTs	Pts.	Avg.
1982-83	Tony Wilson	158	76	393	14.6
1983-84	Bobby Jones	165	68	398	13.7
1984-85	Kannard Johnson	172	75	419	15.0
1985-86	Billy Gordon	195	34	424	14.1
1986-87	Tellis Frank	281	122	684	18.0
1987-88	Brett McNeal	213	100	561	20.0
1988-89	Brett McNeal	231	112	621	21.4
1989-90	Roland Shelton	197	75	545	18.2
1990-91	Jack Jennings	160	112	452	16.1
1991-92	Jack Jennings	184	127	516	19.1
1992-93	Darnell Mee	200	133	606	18.9
1993-94	Chris Robinson	187	49	457	14.7
1994-96	Chris Robinson	203	86	527	17.0
1995-96	Chris Robinson	163	81	437	16.8
1996-97	Tony Lovan	156	67	404	15.0
1997-98	Steven Bides	157	46	408	14.1
1998-99	Joe Harney	95	66	297	10.2
1999-00	Lee Lampley	140	82	395	14.1
2000-01	Chris Marcus	197	124	518	16.7
2001-02	Chris Marcus*	83	73	239	15.9
	David Boyden*	147	40	360	11.3
2002-03	Patrick Sparks	142	72	440	13.3
2003-04	Nigel Dixon	179	87	445	15.9
2004-05	A. Winchester	196	95	564	18.2
2005-06	A. Winchester	201	93	576	18.6
2006-07	Courtney Lee	187	89	520	17.3
2007-08	Courtney Lee	259	148	735	20.4
2008-09	A.J. Slaughter	171	99	513	16.0
2009-10	A.J. Slaughter	184	148	595	17.5
2010-11	Sergio Kerusch	193	67	499	15.6
2011-12	Derrick Gordon	126	135	412	11.8
2012-13	T.J. Price	170	81	502	15.2
2013-14	T.J. Price	153	86	464	15.5
2014-15	T.J. Price	175	115	546	17.1
2015-16	Justin Johnson	197	112	507	14.9
2016-17	Justin Johnson	173	92	464	14.5
2017-18	Justin Johnson	239	70	595	15.7
2018-19	Charles Bassey	188	110	495	14.6

(* one player led in average and the other in total points)

NOTE: The 1982-83 season and every year since (and including) 1986-87 includes 3-point field goals

REBOUNDING

Year	Player	Total	Avg.
1950-51	Rip Gish	—	15.5
1951-52	not available		
1952-53	Tom Marshall	397	12.8
1953-54	Tom Marshall	477	14.9
1954-55	Ralph Crosthwaite	282	10.9
1955-56	Bob Daniels	418	14.9
1956-57	Ralph Crosthwaite	310	11.9
1957-58	Ralph Crosthwaite	383	15.3
1958-59	Ralph Crosthwaite	334	12.8
1959-60	Harry Todd	297	10.6
1960-61	Harry Todd	301	11.6
1961-62	Harry Todd	326	12.5
1962-63	Bobby Jackson	197	9.4
1963-64	Ray Keeton	252	12.6
1964-65	Dwight Smith	304	11.3
1965-66	Greg Smith	287	10.3
1966-67	Dwight Smith	285	11.9
1967-68	Greg Smith	362	14.5
1968-69	Jim McDaniels	324	12.5
1969-70	Jim McDaniels	340	13.6

GENERAL

HILTOPPERS

2018-19 REVIEW

HISTORY

UNIVERSITY

OPPONENTS

Year	Player	Total	Avg.
1970-71	Jim McDaniels	454	15.1
1971-72	Granville Bunton	287	11.5
1972-73	Granville Bunton	314	12.1
1973-74	Kent Allison	259	10.4
1974-75	Mike Odemns	280	11.7
1975-76	James Johnson	256	8.8
1976-77	James Johnson	160	10.0
1977-78	James Johnson	261	9.7
1978-79	Greg Jackson	221	8.8
1979-80	Craig McCormick	193	6.7
1980-81	Craig McCormick	187	6.9
1981-82	Craig McCormick	176	6.1
1982-83	Tony Wilson	164	6.1
1983-84	Gary Carver	181	6.5
1984-85	Kannard Johnson	180	6.4
1985-86	Clarence Martin	208	6.7
1986-87	Kannard Johnson	310	8.2
1987-88	Anthony Smith	291	10.4
1988-89	Anthony Smith	282	10.1
1989-90	Rodney Ross	267	9.5
1990-91	Jack Jennings	238	8.5
1991-92	Jack Jennings	178	6.6
1992-93	Darius Hall	195	6.1
1993-94	Cypheus Bunton	204	6.6
1994-95	Darius Hall	227	7.3
1995-96	Tony Lovan	223	8.3
1996-97	Tony Lovan	157	5.8
1997-98	Steven Bides*	181	6.2
	Ravon Farris*	138	6.9
1998-99	Ravon Farris	148	5.1
1999-00	Chris Marcus	275	9.5
2000-01	Chris Marcus*	374	12.1
2001-02	Chris Marcus*	134	8.9
	David Boyden*	195	6.1
2002-03	David Boyden	175	5.3
2003-04	Nigel Dixon	287	10.3
2004-05	Anthony Winchester	223	7.2
2005-06	Courtney Lee	189	6.3
2006-07	Jeremy Evans	182	5.7
2007-08	Jeremy Evans	176	5.2
2008-09	Sergio Kersch	252	7.4
2009-10	Sergio Kersch*	144	7.2
	Jeremy Evans*	235	6.9
2010-11	Juan Pattillo	290	9.1
2011-12	Derrick Gordon	236	6.7
2012-13	George Fant	232	6.6
2013-14	George Fant	206	6.6
2014-15	George Fant	268	8.4
2015-16	Justin Johnson	270	7.9
2016-17	Justin Johnson	302	9.4
2017-18	Justin Johnson	359	9.4
2018-19	Charles Bassey	340	10.0

(*) one player led in average and the other in total rebs.

(#) led nation in rebounding

FIELD GOAL PERCENTAGE*

Year	Player	FGM-A	Pct.
1952-53	Art Spoelstra	188-356	.528
1953-54	Art Spoelstra	202-381	.530
1954-55	Ralph Crosthwaite	156-285	.547
1955-56	Ronnie Clark	80-182	.440
1956-57	Ralph Crosthwaite	185-349	.530
1957-58	Ralph Crosthwaite	202-331	.610
1958-59	Ralph Crosthwaite	191-296	.645

Year	Player	FGM-A	Pct.
1959-60	Charlie Osborne	154-301	.512
1960-61	Bobby Rascoe	187-364	.514
1961-62	Bobby Rascoe	248-493	.503
1962-63	Darel Carrier	161-350	.460
1963-64	Steve Cunningham	53-117	.453
1964-65	Steve Cunningham	146-294	.497
1965-66	Greg Smith	115-222	.518
1966-67	Dwight Smith	145-289	.502
1967-68	Greg Smith	136-285	.477
1968-69	Jim McDaniels	273-544	.502
1969-70	Jim McDaniels	305-535	.570
1970-71	Jim McDaniels	357-684	.522
1971-72	Ray Bowerman	55-104	.507
1972-73	Ray Bowerman	100-190	.526
1973-74	Mike Warner	54-104	.519
1974-75	Mike Odemns	177-307	.557
1975-76	Lloyd Terry	68-121	.562
1976-77	James Johnson	96-178	.539
1977-78	James Johnson	201-358	.561
1978-79	Greg Jackson	174-299	.582
1979-80	Craig McCormick	165-264	.625
1980-81	Tony Wilson	163-290	.562
1981-82	Craig McCormick	161-281	.573
1982-83	Clarence Martin	68-121	.562
1983-84	Kannard Johnson	147-242	.607
1984-85	Kannard Johnson	172-326	.528
1985-86	Clarence Martin	69-130	.531
1986-87	Clarence Martin	106-174	.609
1987-88	Anthony Smith	129-237	.544
1988-89	Anthony Smith	138-286	.483
1989-90	Rodney Ross	89-174	.511
1990-91	Darnell Mee	107-234	.457
1991-92	Jack Jennings	184-355	.518
1992-93	Darius Hall	122-200	.610
1993-94	Deon Jackson	70-109	.642
1994-95	Deon Jackson	110-176	.625
1995-96	Pop Thornton	108-203	.532
1996-97	Ravon Farris	63-118	.534
1997-98	Maurice Strong	71-127	.559
1998-99	Kareem Abdul-Jabbar	63-113	.558
1999-00	Chris Marcus	133-223	.596
2000-01	Chris Marcus	197-360	.547
2001-02	Chris Marcus	83-157	.529
2002-03	Nate Williams	110-215	.512
2003-04	Nigel Dixon#	179-264	.678
2004-05	Elgrace Wilborn	122-188	.649
2005-06	Elgrace Wilborn	113-165	.685
2006-07	Jeremy Evans	87-135	.644
2007-08	Jeremy Evans	80-128	.625
2008-09	Jeremy Evans	123-194	.634
2009-10	Jeremy Evans	137-211	.649
2010-11	Juan Pattillo	160-321	.498
2011-12	George Fant	110-231	.476
2012-13	Aleksej Rostov	56-100	.560
2013-14	George Fant	149-281	.530
2014-15	George Fant	170-321	.530
2015-16	Justin Johnson	197-327	.602
2016-17	Ben Lawson	62-109	.569
2017-18	Dwight Coleby	162-271	.598
2018-19	Charles Bassey	188-300	.627

(*) minimum 100 attempts

(#) led nation in field-goal percentage

3-POINT FIELD GOALS

Year	Player	3FG
1982-83	Bobby Jones	24
<i>1983-84 thru 1985-86 — no 3-point goal</i>		
1986-87	Brett McNeal	36
1987-88	Brett McNeal	35
1988-89	Brett McNeal	47
1989-90	Roland Shelton	75
1990-91	Joe Lightfoot	73
1991-92	Darnell Mee	52
1992-93	Darnell Mee	73
1993-94	Michael Fraliex	62
1994-95	Michael Fraliex	74
1995-96	Michael Fraliex	51
1996-97	Brad Divine	76
1997-98	Steven Bides	48
1998-99	Joe Harney	41
1999-00	Tremain Rowles	39
2000-01	Nashon McPherson	58
2001-02	Patrick Sparks	71
2002-03	Patrick Sparks	84
2003-04	Mike Wells	68
2004-05	Anthony Winchester	77
2005-06	Anthony Winchester	81
2006-07	Ty Rogers	65
2007-08	Tyrone Brazelton	69
	Courtney Lee	69
2008-09	Orlando Mendez-Valdez	101
2009-10	A.J. Slaughter	79
2010-11	Sergio Kerusch	46
	Kahlil McDonald	46
2011-12	Kahlil McDonald	55
2012-13	T.J. Price	81
2013-14	T.J. Price	72
2014-15	T.J. Price	81
2015-16	Aaron Cosby	81
2016-17	Pancake Thomas	76
2017-18	Darius Thompson	54
2018-19	Jared Savage	80

3-POINT FIELD GOAL PERCENTAGE*

Year	Player	3FGM-A	Pct.
1982-83	Bobby Jones	24-67	.358
<i>1983-84 thru 1986-87 — no 3-point field goal</i>			
1987-88	Roland Shelton	30-63	.476
1988-89	Roland Shelton	43-104	.413
1989-90	Rich Burns	58-126	.448
1990-91	Joe Lightfoot	73-172	.434
1991-92	Mark Bell	50-125	.400
1992-93	Mark Bell	68-166	.410
1993-94	Kevin Willard	28-69	.406
1994-95	Darrin Horn	46-104	.442
1995-96	Rob Williams	34-79	.430
1996-97	Joe Harney	36-77	.468
1997-98	Joe Harney	37-102	.363
1998-99	Tremain Rowles	22-61	.361
1999-00	Tremain Rowles	39-94	.415
2000-01	Filip Videnov	34-83	.410
2001-02	Derek Robinson	55-122	.451
2002-03	Anthony Winchester	31-68	.456
2003-04	Antonio Haynes	52-130	.400
2004-05	Anthony Winchester	77-170	.453
2005-06	Benson Callier	42-96	.438
2006-07	Orlando Mendez-Valdez	45-95	.474

Year	Player	3FGM-A	Pct.
2007-08	A.J. Slaughter	34-78	.436
2008-09	Orlando Mendez-Valdez	101-240	.421
2009-10	Caden Dickerson	44-103	.427
2010-11	Caden Dickerson	40-103	.388
2011-12	T.J. Price	52-146	.356
2012-13	T.J. Price	81-226	.358
2013-14	Chris Harrison-Docks	46-127	.362
2014-15	T.J. Price	81-196	.413
2015-16	Nigel Snipes	62-137	.453
2016-17	Pancake Thomas	76-191	.398
2017-18	Justin Johnson	47-113	.416
2018-19	Jared Savage	80-222	.360

(*) minimum 60 attempts

FREE THROW PERCENTAGE*

Year	Player	FTM-A	Pct.
1952-53	Lynn Cole	39-54	.722
1953-54	Jack Turner	134-171	.784
1954-55	Jerry Whitsell	113-144	.785
1955-56	Forest Able	106-131	.809
1956-57	Eric Back	59-69	.855
1957-58	Eric Back	45-57	.789
1958-59	Charlie Osborne	146-191	.764
1959-60	Charlie Osborne	189-236	.801
1960-61	Charlie Osborne	176-211	.834
1961-62	Bobby Rascoe	198-248	.798
1962-63	Jim Dunn	64-71	.901
1963-64	Ralph Baker	45-53	.849
1964-65	Steve Cunningham	84-105	.800
1965-66	Steve Cunningham	78-96	.813
1966-67	Butch Kaufman	65-79	.823
1967-68	Butch Kaufman	58-73	.795
1968-69	Rich Hendrick	96-126	.762
1969-70	Jim McDaniels	106-141	.752
1970-71	Jim McDaniels	164-221	.742
1971-72	Terry Davis	61-81	.753
1972-73	Ray Bowerman	33-51	.647
1973-74	Chuck Rawlings	60-72	.833
1974-75	Chuck Rawlings	67-85	.788
1975-76	Johnny Britt	102-136	.750
1976-77	Aaron Bryant	60-88	.682
1977-78	Mike Prince	60-89	.674
1978-79	Trey Trumbo	69-91	.758
1979-80	Trey Trumbo	77-97	.794
1980-81	Craig McCormick	99-136	.728
1981-82	Craig McCormick	94-124	.758
1982-83	Percy White	81-101	.802
1983-84	Kannard Johnson	76-94	.809
1984-85	James McNary	39-51	.765
1985-86	James McNary	72-88	.818
1986-87	Kannard Johnson	122-152	.803
1987-88	Steve Miller	45-58	.776
1988-89	Brett McNeal	112-139	.806
1989-90	Roland Shelton	76-109	.697
1990-91	Anthony Palm	68-85	.800
1991-92	Harold Thompkins	88-110	.800
1992-93	Darrin Horn	67-88	.761
1993-94	Michael Fraliex	72-86	.837
1994-95	Darrin Horn	67-82	.817
1995-96	Michael Fraliex	67-79	.848
1996-97	Brad Divine	64-75	.853
1997-98	Steven Bides	46-65	.708
1998-99	Joe Harney	66-81	.815
1999-00	Derek Robinson	73-90	.811

GENERAL

HILTOPPERS

2018-19 REVIEW

HISTORY

UNIVERSITY

OPPONENTS

Year	Player	FTM-A	Pct.
2000-01	Nashon McPherson	60-81	.741
2001-02	Mike Wells	58-72	.806
2002-03	Anthony Winchester	39-50	.780
2003-04	Anthony Winchester	72-82	.878
2004-05	Anthony Winchester	95-115	.826
2005-06	Courtney Lee	100-118	.847
2006-07	Orlando Mendez-Valdez	63-73	.863
2007-08	Courtney Lee	148-180	.822
2008-09	Orlando Mendez-Valdez	61-78	.782
2009-10	A.J. Slaughter	148-179	.827
2010-11	Kahlil McDonald	41-56	.732
2011-12	Kahlil McDonald	73-88	.830
2012-13	Brandon Harris	51-70	.729
2013-14	Chris Harrison-Docks	52-60	.867
2014-15	T.J. Price	115-141	.816
2015-16	Aaron Cosby	112-131	.855
2016-17	Pancake Thomas	68-87	.782
2017-18	Lamonte Bearden	127-154	.825
2018-19	Jared Savage	81-99	.818

(*) minimum 50 attempts

ASSISTS

Year	Player	ASSISTS
1951-52	Gene Rhodes	182
<i>1952-53 thru 1967-68 — not available</i>		
1968-69	Rich Hendrick	110
1969-70	Gary Sundmacker	83
1970-71	Rex Bailey	106
1971-72	Rex Bailey	72
1972-73	Tony Stroud	82
1973-74	Calvin Wade	84
1974-75	Calvin Wade	120
1975-76	Johnny Britt	118
1976-77	Steve Ashby	105
1977-78	Steve Ashby	104
1978-79	Trey Trumbo	95
1979-80	Trey Trumbo	109
1980-81	Kevin Dildy	101
1981-82	Kevin Dildy	132
1982-83	Bobby Jones	111
1983-84	Bobby Jones	109
1984-85	Dennis Johnson	88
1985-86	James McNary	175
1986-87	James McNary	202
1987-88	Brett McNeal	112
1988-89	Brett McNeal	124
1989-90	Anthony Palm	159
1990-91	Anthony Palm	149
1991-92	Mark Bell	123
1992-93	Mark Bell	124
1993-94	Michael Fraliex	107
1994-95	Michael Fraliex	106
1995-96	Rob Williams	82
1996-97	Rob Williams	111
1997-98	Rashon Brown	69
1998-99	Rashon Brown	86
1999-00	Derek Robinson	126
2000-01	Derek Robinson	121
2001-02	Derek Robinson	126
2002-03	Patrick Sparks	195
2003-04	Antonio Haynes	117
2004-05	Antonio Haynes	127
2005-06	Courtney Lee	86

Year	Player	ASSISTS
2006-07	Tyrone Brazelton	131
2007-08	Tyrone Brazelton	134
2008-09	Orlando Mendez-Valdez	140
2009-10	A.J. Slaughter	147
2010-11	Jamal Crook	112
2011-12	Jamal Crook	94
2012-13	Jamal Crook	101
2013-14	T.J. Price	58
2014-15	T.J. Price	127
2015-16	Chris McNeal	134
2016-17	Junior Lomomba	109
2017-18	Darius Thompson	181
2018-19	Lamonte Bearden	104

BLOCKED SHOTS

Year	Player	BLOCKED SHOTS
1979-80	Craig McCormick	26
1980-81	Craig McCormick	21
1981-82	Craig McCormick	24
1982-83	Clarence Martin	37
1983-84	Kannard Johnson	18
1984-85	Clarence Martin	36
1985-86	Clarence Martin	46
1986-87	Clarence Martin	69
1987-88	Anthony Smith	27
1988-89	Anthony Smith	30
1989-90	Jerry Anderson	37
1990-91	Darnell Mee	25
1991-92	Darnell Mee	51
1992-93	Darnell Mee	34
1993-94	Cypheus Bunton	52
1994-95	Darius Hall	57
1995-96	Pop Thornton	33
1996-97	Ravon Farris	12
1997-98	Greg Springfield	40
1998-99	Nashon McPherson	8
1999-00	Chris Marcus	76
2000-01	Chris Marcus	97
2001-02	Chris Marcus	39
2002-03	Mike Wells	47
2003-04	Mike Wells	22
2004-05	Elgrace Wilborn	83
2005-06	Elgrace Wilborn	78
2006-07	Jeremy Evans	44
2007-08	Jeremy Evans	51
2008-09	Jeremy Evans	68
2009-10	Jeremy Evans	61
2010-11	Juan Pattillo	56
2011-12	Teeng Akol	45
2012-13	George Fant	39
2013-14	George Fant	27
2014-15	Ben Lawson	53
2015-16	Ben Lawson	66
2016-17	Ben Lawson	57
2017-18	Dwight Coleby	66
2018-19	Charles Bassey	81

STEALS

Year	Player	STEALS
1978-79	Trey Trumbo	32
1979-80	Trey Trumbo	45
1980-81	Mike Reese	37
1981-82	Kevin Dildy	41

Year	Player	STEALS
1982-83	Bobby Jones	39
1983-84	Bobby Jones	43
1984-85	Dennis Johnson	42
1985-86	Billy Gordon	40
1986-87	James McNary	44
1987-88	Brett McNeal	46
1988-89	Brett McNeal	55
1989-90	Anthony Palm	54
1990-91	Darnell Mee	65
1991-92	Darnell Mee	94
1992-93	Darnell Mee	100
1993-94	Chris Robinson	49
1994-95	Chris Robinson	58
1995-96	Chris Robinson	68
1996-97	Tony Lovan	38
1997-98	Steven Bides	36
1998-99	Rashon Brown	46
1999-00	Derek Robinson	32
2000-01	Raynardo Curry	44
2001-02	Raynardo Curry	50
2002-03	Patrick Sparks	73
2003-04	Mike Wells	41
2004-05	Antonio Haynes	59
2005-06	Courtney Lee	77
2006-07	Courtney Lee	45
2007-08	Courtney Lee	65
2008-09	A.J. Slaughter	43
2009-10	A.J. Slaughter	54
2010-11	Juan Pattillo	48
2011-12	Jamal Crook	37
2012-13	Jamal Crook	38
	T.J. Price	38
2013-14	T.J. Price	28
2014-15	Trency Jackson	32
2015-16	Fredrick Edmond	33
2016-17	Pancake Thomas	28
2017-18	Lamonte Bearden	65
2018-19	Josh Anderson	59

DOUBLE-DOUBLES (since 1960)

Year	Player	DOUBLE-DOUBLES
1960-61	Charlie Osborne	13
1961-62	Harry Todd	14
1962-63	Bobby Jackson	10
1963-64	Ray Keeton	11
1964-65	Clem Haskins	16
1965-66	Clem Haskins	14
	Dwight Smith	14
1966-67	Dwight Smith	13
1967-68	Greg Smith	12
1968-69	Jim McDaniels	24
1969-70	Jim McDaniels	22
1970-71	Jim McDaniels	28
1971-72	Jerry Dunn	16
1972-73	Granville Bunton	12
1973-74	Kent Allison	14
1974-75	Mike Odemns	15
1975-76	Wilson James	10
1976-77	Aaron Bryant	7
1977-78	James Johnson	11
1978-79	Greg Jackson	10
1979-80	Jack Washington	4
1980-81	Craig McCormick	6
1981-82	Tony Wilson	3

1982-83	Tony Wilson	3
1983-84	Kannard Johnson	3
1984-85	Kannard Johnson	6
1985-86	Tellis Frank	4
	Kannard Johnson	4
1986-87	Tellis Frank	8
	Kannard Johnson	8
1987-88	Anthony Smith	9
1988-89	Anthony Smith	11
1989-90	Rodney Ross	6
1990-91	Jack Jennings	10
1991-92	Jack Jennings	3
1992-93	Cypheus Bunton	3
	Darius Hall	3
	Darnell Mee	3
1993-94	Cypheus Bunton	5
1994-95	Deon Jackson	6
1995-96	Pop Thornton	5
1996-97	Tony Lovan	1
1997-98	Ravon Farris	4
1998-99	Ravon Farris	4
1999-00	Chris Marcus	10
2000-01	Chris Marcus	20
2001-02	Chris Marcus	8
2002-03	David Boyden	3
2003-04	Nigel Dixon	15
2004-05	Elgrace Wilborn	7
	Anthony Winchester	7
2005-06	Four players	1
2006-07	Jeremy Evans	4
2007-08	Jeremy Evans	1
2008-09	Sergio Kersch	10
2009-10	Jeremy Evans	4
	Sergio Kersch	4
2010-11	Juan Pattillo	13
2011-12	Derrick Gordon	4
2012-13	George Fant	4
2013-14	George Fant	4
2014-15	George Fant	12
2015-16	Justin Johnson	10
2016-17	Justin Johnson	14
2017-18	Justin Johnson	16
2018-19	Charles Bassey	17

Charles Bassey's 17 double-doubles in 2018-19 were the most by a Hilltopper since Chris Marcus recorded 20 in the 2000-01 campaign.



ASSOCIATED PRESS

First Team

1965-66 Clem Haskins, F
 1966-67 Clem Haskins, F*
 1970-71 Jim McDaniels, C*

Second Team

1953-54 Tom Marshall, F*

Honorable Mention

1947-48 Dee Gibson, G
 Odie Spears, F
 1948-49 Bob Lavoy, C
 John Oldham, G
 1949-50 Buddy Cate, F
 Bob Lavoy, C
 1952-53 Tom Marshall, F
 Art Spoelstra, C
 1964-65 Clem Haskins, F
 1968-69 Jim McDaniels, C
 1969-70 Jim McDaniels, C
 1975-76 Johnny Britt, G
 1981-82 Craig McCormick, C
 1986-87 Tellis Frank, F
 1988-89 Brett McNeal, G
 1992-93 Darnell Mee, G
 2000-01 Chris Marcus, C
 2001-02 Chris Marcus, C
 2003-04 Mike Wells, G
 2005-06 Anthony Winchester, G
 2007-08 Courtney Lee, G
 2008-09 Orlando Mendez-Valdez, G

BASKETBALL AMERICA

Honorable Mention

2001-02 Chris Marcus, C

BASKETBALL TIMES

Third Team

2007-08 Courtney Lee, G

Honorable Mention

1988-89 Brett McNeal, G

BASKETBALL WEEKLY

Honorable Mention

1995-96 Chris Robinson, G-F

CHUCK TAYLOR

First Team

1937-38 William "Red" McCrocklin, C
 1939-40 Carlisle Towery, C
 1940-41 Carlisle Towery, C

Second Team

1949-50 Bob Lavoy, C

CONVERSE

Second Team

1965-66 Clem Haskins, F
 1969-70 Jim McDaniels, C

Honorable Mention

1968-69 Jim McDaniels, C

HELMS FOUNDATION

First Team

1942-43 Oran McKinney, C
 1963-64 Darel Carrier, G
 1966-67 Clem Haskins, F
 1968-69 Jim McDaniels, C
 1969-70 Jim McDaniels, C

Second Team

1947-48 Don Ray, F

KYLE MACY AWARD

Freshman

2018-19 *Charles Bassey, C*

LOOK MAGAZINE

Second Team

1953-54 Tom Marshall, F

Third Team

1952-53 Tom Marshall, F

First Team

1966-67 Clem Haskins, F

NABC

First Team

1970-71 Jim McDaniels, C

Second Team

1966-67 Clem Haskins, F

NBA

First Team

1970-71 Jim McDaniels, C

NEA

Third Team

1942-43 Oran McKinney, C

SI.COM

Honorable Mention

2003-04 Nigel Dixon, C

SPORTING NEWS

First Team

1970-71 Jim McDaniels, C

First Team All-Freshman

1983-84 Kannard Johnson, F

Honorable Mention

1986-87 Tellis Frank, F

UNITED PRESS INT'L

First Team

1965-66 Clem Haskins, F
 1966-67 Clem Haskins, F
 1970-71 Jim McDaniels, C

Second Team

1953-54 Tom Marshall, F

Third Team

1948-49 John Oldham, G

Honorable Mention

1964-65 Clem Haskins, F
 1968-69 Jim McDaniels, C
 1969-70 Jim McDaniels, C

UNSPECIFIED

1950-51 Rip Gish, F-C
 1957-58 Ralph Crosthwaite, C
 1961-62 Bobby Rascoe, G

USBWA

First Team

1966-67 Clem Haskins, F
 1970-71 Jim McDaniels, C

(*) consensus selection

CLEM HASKINS & JIM MCDANIELS

OF WKU'S 38 ALL-AMERICANS, ONLY CLEM HASKINS AND JIM MCDANIELS HAVE BEEN HONORED IN EVERY YEAR OF THEIR HILLTOPPER CAREERS

Haskins earned the honor from the Associated Press and the United Press International three times each (1965, 1966, 1967) and four other organizations.

McDaniels is the only person in WKU Hilltopper Basketball history to be a first-team All-American by three or more organizations in the same season when six picked him after the 1971 Final Four season.

NABC ALL-DISTRICT (42)

- 1949-50 Bob Lavoy
- 1952-53 Tom Marshall (HM)
Art Spoelstra (HM)
- 1953-54 Tom Marshall
Art Spoelstra
- 1959-60 Charlie Osborne (3rd)
- 1960-61 Charlie Osborne (HM)
- 1961-62 Bobby Rascoe (3rd)
- 1964-65 Clem Haskins (3rd)
- 1966-67 Clem Haskins
- 1967-68 Wayne Chapman (3rd)
- 1968-69 Jim McDaniels (3rd)
- 1969-70 Jim McDaniels (3rd)
- 1970-71 Jim McDaniels (3rd)
- 1979-80 Bill Bryant (2nd)
- 1980-81 Craig McCormick
- 1981-82 Craig McCormick
- 1984-85 Kannard Johnson (2nd)
- 1985-86 Kannard Johnson (2nd)
- 1986-87 Kannard Johnson
- 1987-88 Brett McNeal (2nd)
- 1994-95 Chris Robinson
- 1995-96 Chris Robinson (2nd)
- 2000-01 Chris Marcus
- 2001-02 Chris Marcus (2nd)
- 2004-05 Anthony Winchester (2nd)
- 2005-06 Anthony Winchester
Courtney Lee (2nd)
- 2006-07 Courtney Lee
- 2007-08 Courtney Lee
- 2008-09 Orlando Mendez-Valdez (1st)
A.J. Slaughter (1st)
- 2009-10 A.J. Slaughter (1st)
Steffphon Pettigrew (2nd)
- 2010-11 Sergio Kerusch (1st)
Steffphon Pettigrew (2nd)
- 2014-15 George Fant (1st)
T.J. Price (1st)
- 2016-17 Justin Johnson (2nd)
- 2017-18 Justin Johnson (1st)
Darius Thompson (2nd)
- 2018-19 Charles Bassey (1st)**

ALL-NIT TOURNAMENT TEAM (1)

- 2017-18 Justin Johnson, F

ALL-CONFERENCE USA (7)

NOTE: WKU joined Conference USA prior to the 2014-15 season

- 2014-15 T.J. Price, G (1st)
George Fant, F (2nd)
- 2016-17 Justin Johnson, F (2nd)
- 2017-18 Justin Johnson, F (1st)
Darius Thompson, G (2nd)
- 2018-19 Charles Bassey, C (1st)
Taveion Hollingsworth, G (3rd)**

C-USA ALL-FRESHMAN TEAM (2)

- 2017-18 Taveion Hollingsworth, G**
- 2018-19 Charles Bassey, C**

C-USA ALL-DEFENSIVE TEAM (1)

- 2018-19 Charles Bassey, C**

ALL-C-USA TOURNAMENT TEAM (4)

- 2015-16 Nigel Snipes, F
- 2017-18 Justin Johnson, F
- 2018-19 Taveion Hollingsworth, G
Josh Anderson, G**

C-USA FRESHMAN OF THE YEAR (1)

- 2018-19 Charles Bassey, C**

C-USA DEFENSIVE PLAYER OF THE YEAR (1)

- 2018-19 Charles Bassey, C**

ALL-SUN BELT CONFERENCE (48)

NOTE: WKU was a member of the Sun Belt Conference from 1982-83 to 2013-14

- 1982-83 Tony Wilson, F (2nd)
Clarence Martin, C (HM)
- 1983-84 Kannard Johnson, F (HM)
Bobby Jones, G (HM)
- 1984-85 Kannard Johnson, F (2nd)
- 1985-86 Billy Gordon, G (2nd)
Kannard Johnson, F (2nd)
Clarence Martin, C (HM)
- 1986-87 Tellis Frank, F
Kannard Johnson, F
- 1987-88 Brett McNeal, G (2nd)
- 1988-89 Brett McNeal, G
- 1989-90 Roland Shelton, G (2nd)
- 1990-91 Jack Jennings, F (2nd)
- 1991-92 Jack Jennings, F
- 1992-93 Mark Bell, G
Darnell Mee, G #
- 1993-94 Chris Robinson, F
- 1994-95 Darrin Horn, G
Chris Robinson, F #
- 1995-96 Chris Robinson, G-F
- 1996-97 Tony Lovan, F
- 1999-00 Chris Marcus, C
- 2000-01 Chris Marcus, C #
- 2001-02 David Boyden, F
Derek Robinson, G
- 2002-03 Patrick Sparks, G (1st)
David Boyden, F (2nd)
Mike Wells, G (3rd)
- 2003-04 Nigel Dixon, C (1st)
Mike Wells, G (1st)
- 2004-05 Anthony Winchester, G (1st)
- 2005-06 Courtney Lee, G (1st)
Anthony Winchester, G (1st)
- 2006-07 Courtney Lee, G (1st)
- 2007-08 Courtney Lee, G (1st)
Tyrone Brazelton, G (2nd)
- 2008-09 Orlando Mendez-Valdez, G (1st)

GENERAL

HILLTOPPERS

2018-19 REVIEW

HISTORY

UNIVERSITY

OPPONENTS

- 2009-10 A.J. Slaughter, G (2nd)
A.J. Slaughter, G (1st)
Steffphon Pettigrew, F (2nd)
- 2010-11 Sergio Kersch, F (1st)
Steffphon Pettigrew, F (1st)
- 2011-12 Derrick Gordon, G (3rd)
- 2012-13 T.J. Price, G (2nd)
George Fant, F (3rd)
- 2013-14 T.J. Price, G (2nd)
George Fant, F (3rd)

(#) unanimous selection

ALL-SBC TOURNAMENT TEAM (39)

- 1983-84 Kannard Johnson, F
- 1985-86 Ray Swogger, G
- 1986-87 Tellis Frank, F
Brett McNeal, G
- 1992-93 Mark Bell, G
Danell Mee, G (MVP)
- 1993-94 Chris Robinson, F
- 1994-95 Darius Hall, C
Chris Robinson, F (MVP)
Jeff Rogers, G
- 1998-99 Ravon Farris, C
Joe Harney, G
- 1999-00 Chris Marcus, C
- 2000-01 Chris Marcus, C (MVP)
Nashon McPherson, G
- 2001-02 Chris Marcus, C
Derek Robinson, G (MVP)
Patrick Sparks, G
- 2002-03 David Boyden, F
Patrick Sparks, G (MVP)
Mike Wells, G
- 2004-05 Courtney Lee, G
- 2005-06 Elgrace Wilborn, F-C
Anthony Winchester, G
- 2006-07 Courtney Lee, G
- 2007-08 Tyrone Brazelton, G
Jeremy Evans, F (MVP)
Courtney Lee, G
- 2008-09 Orlando Mendez-Valdez, G
Sergio Kersch, F
A.J. Slaughter, G (MVP)
- 2009-10 A.J. Slaughter, G
- 2010-11 Sergio Kersch, F
- 2011-12 George Fant, F (MVP)

- Derrick Gordon, G
- Kahlil McDonald, G
- 2012-13 T.J. Price, G (MVP)
George Fant, F
Brandon Harris, G

SBC PLAYER OF THE YEAR (7)

- 1986-87 Tellis Frank, F
- 1994-95 Chris Robinson, F
- 2000-01 Chris Marcus, C
- 2003-04 Mike Wells, G
- 2005-06 Anthony Winchester, G
- 2007-08 Courtney Lee, G
- 2008-09 Orlando Mendez-Valdez, G

SBC COACH OF THE YEAR (4)

- 1985-86 Clem Haskins
- 1986-87 Murray Arnold
- 1994-95 Matt Kilcullen
- 2001-02 Dennis Felton

SBC FRESHMAN OF THE YEAR (4)

- 1998-99 Derek Robinson, G
- 2002-03 Anthony Winchester, G
- 2004-05 Courtney Lee, G
- 2013-14 Chris Harrison-Docks, G

SBC DEFENSIVE PLAYER OF THE YEAR (4)

- 1999-00 Chris Marcus, C
- 2000-01 Chris Marcus, C
- 2002-03 Mike Wells, G
- 2003-04 Mike Wells, G

NCAA TOURNAMENT ALL-REGION (1)

- 2008 Tyrone Brazelton, G (West Region)

ALL-OHIO VALLEY CONFERENCE (71)

NOTE: WKU was a member of the Ohio Valley Conference from 1948-49 to 1981-82

- 1948-49 Bob Lavoy, C
John Oldham, G
- 1949-50 Johnny Givens, G
Bob Lavoy, C
- 1950-51 Rip Gish, F-C
- 1951-52 Tom Marshall, F
Gene Rhodes, G
Art Spoelstra, C
Richard White, G
- 1952-53 Tom Marshall, F
Art Spoelstra, C
- 1953-54 Lynn Cole, G-F
Tom Marshall, F
Art Spoelstra, C
Jack Turner, F
- 1954-55 Forest Able, G
Ralph Crosthwaite, C
- 1956-57 Ralph Crosthwaite, C
Owen Lawson, G
- 1957-58 Ralph Crosthwaite, C
Owen Lawson, G

SBC 30TH ANNIVERSARY TEAM (2006)

WKU'S SELECTIONS

- Tellis Frank, Forward (1984-87)
- Kannard Johnson, Forward (1984-87)
- Chris Marcus, Center (2000-02)
- Darnell Mee, Guard (1991-93)
- Chris Robinson, Forward (1993-96)

- 1958-59 Ralph Crosthwaite, C
Al Ellison, G
- 1959-60 Al Ellison, G
Charlie Osborne, C
Don Parsons, G
Bobby Rascoe, G
- 1960-61 Charlie Osborne, C
Bobby Rascoe, G
Harry Todd, F-C
- 1961-62 Darel Carrier, G
Bobby Rascoe, G
Harry Todd, C
- 1962-63 Darel Carrier, G
- 1963-64 Darel Carrier, G
- 1964-65 Clem Haskins, F
Dwight Smith, G
- 1965-66 Steve Cunningham, C
Clem Haskins, F
Dwight Smith, G
Greg Smith, F
- 1966-67 Wayne Chapman, G
Clem Haskins, F
Dwight Smith, G
Greg Smith, F
- 1967-68 Wayne Chapman, F
- 1968-69 Jim McDaniels, C
- 1969-70 Jim McDaniels, C
Jerome Perry, F
Jim Rose, G
- 1970-71 Jerry Dunn, F
Jim McDaniels, C
Jim Rose, G
- 1971-72 Jerry Dunn, F
- 1973-74 Kent Allison, F
Johnny Britt, G-F
- 1974-75 Johnny Britt, G-F
Mike Odemns, C
- 1975-76 Johnny Britt, G-F
Wilson James, F
- 1976-77 Aaron Bryant, C
- 1977-78 James Johnson, C

OVC CELEBRATIONS

HALL OF FAME

Dr. Kelly Thompson, Dr. E.A. Diddle, L.T. Smith, Ted Hornback, Nick Denes, Dr. Dero G. Downing, John Oldham

HALF-CENTURY TEAM

Clem Haskins (1964-67), Tom Marshall, (1950-54), Jim McDaniels (1968-71)

40TH ANNIVERSARY TEAM (1988)

John Oldham, G (1948-49), Bob Lavoy, C (1947-50), Tom Marshall, F (1950-54), Bobby Rascoe, G (1959-62), Darel Carrier, G (1961-64), Clem Haskins, F (1964-67), Dwight Smith, G (1964-67), Jim McDaniels, C (1968-71)

40TH ANNIVERSARY COACHES (1988)

E.A. Diddle (1922-64), John Oldham (1964-71), Jim Richards (1971-78)

- Darryl Turner, G
- 1978-79 Greg Jackson, F
Trey Trumbo, G
- 1979-80 Bill Bryant, G
Craig McCormick, C
- 1980-81 Craig McCormick, C
Tony Wilson, F (2nd)
- 1981-82 Craig McCormick, C
Bobby Jones, G (HM)

OVC PLAYER OF THE YEAR (7)

(first awarded in 1963)

- 1964-65 — Clem Haskins
- 1965-66 — Clem Haskins
- 1966-67 — Clem Haskins
- 1967-68 — Wayne Chapman*
- 1969-70 — Jim McDaniels
- 1970-71 — Jim McDaniels
- 1975-76 — Johnny Britt^

() co-honoree with Harley Swift (East Tennessee State)*

(^) co-honoree with Tim Sisneros (Middle Tennessee)

OVC COACH OF THE YEAR (7)

(first awarded in 1962)

- 1961-62 E.A. Diddle
- 1965-66 John Oldham
- 1969-70 John Oldham
- 1970-71 John Oldham
- 1973-74 Jim Richards
- 1975-76 Jim Richards
- 1980-81 Clem Haskins

ALL-SIAA (33)

(Southern Intercollegiate Athletic Association)

- 1930-31 Bland Coffman, C
- 1933-34 Harry Hardin, F
Bernard "Peck" Hickman, G
Thomas Hobbs, C (2nd)
- 1934-35 Harry Hardin, F
Bernard "Peck" Hickman, G
Brad Mutchler, C
- 1935-36 Brad Mutchler, C
Max Reed, F
Elmo Meacham, G (2nd)
William "Red" McCrocklin, C
- 1936-37 Ralph Dudgeon, F
William "Red" McCrocklin, C
Max Reed, F
Harry Saddler, G
- 1937-38 Ralph Dudgeon, F
William "Red" McCrocklin, C
Harry Saddler, F
- 1938-39 John Hackett, F
Harry Saddler, G
Wilson Stemm, F
Herb Ball, F
Carlisle Towery, C
- 1939-40 Herb Ball, F
Howard "Tip" Downing, G
- 1940-41 Howard "Tip" Downing, G

GENERAL

HILLTOPPERS

2018-19 REVIEW

HISTORY

UNIVERSITY

OPPONENTS

- Wallace "Buck" Sydnor, G
 Carlisle Towery, C
 1941-42 Oran McKinney, C
 Earl Shelton, F
 Wallace "Buck" Sydnor, G
 1946-47 Dee Gibson, G
 John Oldham, G

ALL-KIAC (26)

(Kentucky Intercollegiate Athletic Association)

- 1934-35 Harry Hardin, F
 Bernard "Peck" Hickman, G
 Brad Mutchler, C
 1936-37 Ralph Dudgeon, F
 William "Red" McCrocklin, C
 Harry Saddler, G
 1937-38 Ralph Dudgeon, F
 William "Red" McCrocklin, C
 Harry Saddler, F
 1938-39 John Hackett, F
 Harry Saddler, G
 Carlisle Towery, C
 1939-40 Carlisle Towery, C
 1941-42 Howard "Tip" Downing, G
 Earl Shelton, F
 Wallace "Buck" Sydnor, G
 1943-44 Don "Duck" Ray, F
 1945-46 Chalmers Embry, G
 1946-47 Dee Gibson, G
 Don "Duck" Ray, F
 Odie Spears, F
 1947-48 Dee Gibson, G
 Oran McKinney, C
 John Oldham, G
 Don "Duck" Ray, F
 Odie Spears, F

ALL-STATE (14)

- 1926-27 Ted Hornback, F
 J.E. Walker, C
 1927-28 Arnold Winkenhofer, G
 1928-29 Ed Stansbury, G
 1931-32 Thomas Hobbs, C
 James O. Lawrence, F
 1932-33 Harry Hardin, F
 Bernard "Peck" Hickman, G
 Thomas Hobbs, C
 1933-34 Harry Hardin, F
 Bernard "Peck" Hickman, G
 1935-36 Brad Mutchler, F
 Max Reed, F
 Elmo Meacham, G (HM)

WKU CONFERENCE CHAMPIONSHIPS (42)

- | | |
|-------------------------|-----------------------|
| 1931-32 — K IAC | 1959-60 — Ohio Valley |
| 1932-33 — K IAC | 1960-61 — Ohio Valley |
| 1933-34 — K IAC / S IAA | 1961-62 — Ohio Valley |
| 1934-35 — K IAC | 1965-66 — Ohio Valley |
| 1935-36 — K IAC | 1966-67 — Ohio Valley |
| 1936-37 — K IAC / S IAA | 1969-70 — Ohio Valley |
| 1937-38 — K IAC / S IAA | 1970-71 — Ohio Valley |
| 1938-39 — K IAC / S IAA | 1971-72 — Ohio Valley |
| 1939-40 — K IAC / S IAA | 1975-76 — Ohio Valley |
| 1940-41 — S IAA | 1979-80 — Ohio Valley |
| 1941-42 — K IAC / S IAA | 1980-81 — Ohio Valley |
| 1942-43 — K IAC | 1981-82 — Ohio Valley |
| 1946-47 — K IAC / S IAA | 1986-87 — Sun Belt |
| 1947-48 — K IAC | 1993-94 — Sun Belt |
| 1948-49 — Ohio Valley | 1994-95 — Sun Belt |
| 1949-50 — Ohio Valley | 2000-01 — Sun Belt |
| 1951-52 — Ohio Valley | 2001-02 — Sun Belt |
| 1953-54 — Ohio Valley | 2002-03 — Sun Belt |
| 1954-55 — Ohio Valley | 2005-06 — Sun Belt |
| 1955-56 — Ohio Valley | 2007-08 — Sun Belt |
| 1956-57 — Ohio Valley | 2008-09 — Sun Belt |

WKU RETIRED JERSEYS (10)

THE FIRST JERSEYS RETIRED IN HONOR OF HILLTOPPER BASKETBALL GREATS WERE HUNG IN E.A. DIDDLE ARENA DURING THE 1999-2000 SEASON.

WKU RETIRES JERSEYS OF LEGENDARY PERFORMERS AND NOT HIS OR HER NUMBER.

**E.A. DIDDLE
 COACH
 1923-64**

**CLEM HASKINS
 22 / COACH
 1965-67 / '80-86**

**TOM MARSHALL
 41
 1951-54**

**JIM MCDANIELS
 44
 1969-71**

**JOHN OLDHAM
 42 / COACH
 1943, 47-49 / 65-71**

**CARLISLETOWERY
 42
 1939-41**

**BOBBY RASCOE
 45
 1960-62**

**DAREL CARRIER
 35
 1962-64**

**COURTNEY LEE
 32
 2005-08**

**WES STRADER
 RADIO VOICE
 1964-2000**

FOREST "FROSTY" ABLE ('56)

Syracuse Nationals (drafted 1956, active 1956-57)

KAREEM ABDUL-JABBAR ('99)

Los Angeles Stars (signee 2004)

WALKER BANKS ('70)

Pittsburgh Condors (signee 1970, active 1970-71); New York Knicks (drafted 1970 — 9th round, 17th pick; 153rd overall)

JOHNNY BRITT ('76)

Cleveland Cavaliers (drafted 1976 — 7th round, 16th pick; 120th overall)

BILL BRYANT ('80)

Philadelphia 76ers (signee 1980 — 4th round, 16th pick; 85th overall)

CYPHEUS BUNTON ('94)

Roanoke Dazzle (active 2002-03)

DAREL CARRIER ('64)

St. Louis Hawks (drafted 1964 — 9th round, 4th pick; 76th overall); Kentucky Colonels (active 1967-72); Memphis Sounds (active 1971-72)

GARY CARVER ('84)

Indiana Pacers (drafted 1984 — 10th round, 1st pick; 213th overall)

BUDDY CATE ('50)

Philadelphia Warriors (drafted 1950 — team's 3rd pick)

WAYNE CHAPMAN ('68)

Kentucky Colonels (drafted 1968 — 1st round; active 1968-70); Denver Rockets (active 1970-71); Indiana Pacers (active 1970-72); Philadelphia 76ers (drafted 1967 — 16th round, 4th pick; 156th overall); Baltimore Bullets (drafted 1968 — 9th round, 4th pick; 110th overall)

RALPH CROSTHWAITE ('59)

Detroit Pistons (drafted 1958 — 4th round, 3rd pick; 27th overall); Boston Celtics (drafted 1959 — 3rd round, 8th pick; 24th overall)

STEVE CUNNINGHAM ('66)

Cincinnati Royals (drafted 1966 — 6th round, 6th pick; 56th overall)

BOB DANIELS ('57)

Cincinnati Royals (drafted 1957 — 8th round, 1st pick; 56th overall)

NIGEL DIXON ('04)

Orlando Magic (signee 2004); Detroit Pistons (signee 2004); Denver Nuggets (signee 2005); Fayetteville Patriots (drafted 2005 — 1st round, 2nd pick; active 2005-06); Sioux Falls Skyforce (signee 2007)

JERRY DUNN ('72)

Kentucky Colonels (drafted 1972); Seattle SuperSonics (drafted 1972 — 7th round, 10th pick; 107th overall)

JEREMY EVANS ('10)

Utah Jazz (drafted 2010 — 2nd round, 55th pick; active 2010-2016; 2017-18)

TELLIS FRANK ('87)

Golden State Warriors (drafted 1987 — 1st round, 14th pick; active 1987-90); Miami Heat (active 1989-90); Minnesota Timberwolves (active 1994-95); Cleveland Cavaliers (active 1995-96)

DEE GIBSON ('48)

Tri-Cities Blackhawks (drafted 1948, active 1948-50); Minneapolis Lakers (drafted 1948)

RIP GISH ('51)

Boston Celtics (drafted 1951 — 5th round, 7th pick; 47th overall)

JOHNNY GIVENS ('50)

Sheboygan Redskins (drafted 1950 — team's 6th pick); Kentucky Colonels (head coach 1967-68)

CLARENCE GLOVER ('71)

Boston Celtics (drafted 1971 — 1st round, 10th pick; active 1971-72); Indiana Pacers (drafted 1971 — 5th round)

CLEM HASKINS ('67)

Chicago Bulls (drafted 1967 — 1st round, 3rd pick; active 1967-70); Phoenix Suns (active 1970-74); Washington Bullets (active 1974-76); Kentucky Colonels (drafted 1967 — 2nd round)

KANNARD JOHNSON ('87)

Cleveland Cavaliers (drafted 1987 — 2nd round, 18th pick; 41st overall; active 1987-88)

BUTCH KAUFMAN ('68)

Kentucky Colonels (drafted 1968 — 18th round)

DAN KING ('54)

Baltimore Bullets (signee 1954, active 1954-55)

BOB LAVOY ('50)

Indianapolis Olympians (drafted 1950 — 1st round, active 1950-53); Milwaukee Hawks (active 1953-54); Syracuse Nationals (active 1953-54)

OWEN LAWSON ('58)

New York Knicks (drafted 1958 — 7th round, 4th pick; 52nd overall)

COURTNEY LEE ('08)

Orlando Magic (drafted 2008 — 1st round, 22nd pick; active 2008-present)

CHRIS MARCUS ('03)

Denver Nuggets (signee 2003)

TOM MARSHALL ('54)

Rochester Royals (drafted 1954 — 1st round, 7th pick; active 1956-57); Detroit Pistons (active 1957-58); Cincinnati Royals (active 1957-58, head coach 1958-60)

CLARENCE MARTIN ('87)

Utah Jazz (drafted 1987 — 3rd round, 15th pick; 61st overall)

CRAIG MCCORMICK ('82)

Los Angeles Lakers (drafted 1982 — 4th round, 21st pick; 90th overall)

JIM MCDANIELS ('71)

Carolina Cougars (active 1971-72); Seattle SuperSonics (drafted 1971 — 2nd round, 6th pick; 23rd overall; active 1971-74); Los Angeles Lakers (active 1975-76); Kentucky Colonels (active 1975-76); Buffalo Braves (active 1977-78); Utah Stars (drafted 1971 — 2nd round)

ORAN MCKINNEY ('48)

Baltimore Bullets (drafted 1948)

DARNELL MEE ('93)

Golden State Warriors (drafted 1993 — 2nd round, 7th pick; 34th overall); Denver Nuggets (active 1993-95); Charlotte Hornets (1997)

JOHN MILLS ('41)

Cleveland (active 1944-46); Pittsburgh Ironmen (active 1946-47)

GENERAL

HILLTOPPERS

2018-19 REVIEW

HISTORY

UNIVERSITY

OPPONENTS

MIKE ODEMNS ('75)

Cleveland Cavaliers (drafted 1975 — 5th round, 10th pick; 82nd overall); Denver Nuggets (drafted 1975 — 7th round)

JOHN OLDHAM ('49)

Ft. Wayne Pistons (drafted 1949 — 2nd round, active 1949-51)

CHARLIE OSBORNE ('61)

Syracuse Nationals (drafted 1961 — 3rd round, 5th pick; 28th overall; active 1961-62)

CHARLES PARSLEY ('49)

Philadelphia Warriors (active 1949-50)

JEROME PERRY ('72)

Kentucky Colonels (drafted 1971 — 14th rd); Seattle SuperSonics (drafted 1971 — 11th round, 5th pick; 173rd overall)

BOBBY RASCOE ('62)

Kentucky Colonels (active 1967-70); New York Knicks (drafted 1962 — 3rd round, 2nd pick; 20th overall)

DON RAY ('48)

Tri-Cities Blackhawks (drafted 1948, active 1948-50); Philadelphia Warriors (drafted 1948 — 1st round)

GENE RHODES ('52)

Indianapolis Olympians (drafted 1952, active 1952-53); Kentucky Colonels (head coach 1967-71)

CHRIS ROBINSON ('96)

Vancouver Grizzlies (drafted 1996 — 2nd round, 22nd pick; 51st overall; active 1996-97); Sacramento Kings (active 1997-99); Charleston Lowgators (drafted (supplimental 2001 — 2nd round, 11th overall; active 2001-02); Huntsville Flight (active 2002-03)

JIM ROSE ('71)

Boston Celtics (drafted 1971 — 2nd round, 11th pick; 28th overall); Memphis Tams (drafted 1971 — 2nd rd.)

DWIGHT SMITH ('67)

Los Angeles Lakers (drafted 1967 — 3rd round, 4th pick; 23rd overall); Kentucky Colonels (drafted 1967 — 3rd round)

GREG SMITH ('68)

Milwaukee Bucks (drafted 1968 — 4th round, 14th pick; 50th overall, active 1968-72); Houston Rockets (active 1971-72); Portland Trail Blazers (1972-76); Kentucky Colonels (drafted 1968 — 10th round; drafted 1974)

ODIE SPEARS ('48)

Chicago Stags (drafted 1948, active 1948-50); Rochester Royals (active 1951-55); Ft. Wayne Pistons (active 1955-57); St. Louis Hawks (active 1956-57)

ART SPOELSTRA ('54)

Rochester Royals (drafted 1954 — 4th round, 7th pick; 34th overall; active 1954-57); Minneapolis Lakers (active 1957-58); New York Knicks (active 1957-58)

BUCK SYDNOR ('43)

Chicago Stags (active 1946-47)

CARLISLE TOWER ('40)

Ft. Wayne Pistons (active 1941-45, 1946-49); Ind. Jets (active 1948-49); Baltimore Bullets (active 1949-50)

JACK TURNER ('54)

New York Knicks (drafted 1954 — 1st round, 8th pick; active 1954-55)

DICK WHITE ('53)

Ft. Wayne Pistons (drafted 1953)

TONY WILSON ('83)

Seattle SuperSonics (drafted 1983 — 6th round, 16th pick; 132nd overall)

CHUCK WITT ('73)

Kentucky Colonels (drafted 1973 — 3rd round)

ACTIVE HILLTOPPERS IN THE PROS (18)

AT LEAST 18 FORMER HILLTOPPERS WERE ACTIVE IN PROFESSIONAL BASKETBALL IN THE UNITED STATES OR ELSEWHERE HEADING INTO THE 2019-20 SEASON

- Japeth Aguilar (Barangay Ginebra - Phillippines)
- Lamonte Bearden - signing pending
- Tyrone Brazelton (Kolossos – Greece)
- Dwight Coleby (Kalev/Cramo – Estonia)
- Jeremy Evans (Khimki – Russia)
- Justin Johnson (Pistoia – Italy)
- Que Johnson (Blumenau – Brazil)
- Kevin Kaspar (Turkey)
- Sergio Kersch (Mittelduetscher - Germany)
- Ben Lawson (Nagoya – Japan)
- Courtney Lee (Dallas Mavericks - NBA)
- Orlando Mendez-Valdez (Capitanes de Ciudad de México – Mexico)
- Juan Patillo (Canada)
- Steffphon Pettigrew (Abejas – Mexico)
- T.J. Price (Hong Kong - China)
- A.J. Slaughter (Real Betis – Spain)
- Pancake Thomas (KTE-Duna Aszfalt - Hungary)
- Darius Thompson (Brindisi – Italy)

Former WKU guard Darius Thompson played in the 2019 NBA Summer League with the Toronto Raptors after a season playing overseas in the Netherlands.





Dallas Mavericks guard and Hilltopper legend Courtney Lee has spent 11 years in the NBA, making him the longest-tenured Hilltopper in the league.

WKU has been represented for more than a decade in the NBA by Hilltopper legend Courtney Lee.

After helping lead WKU as far as the NCAA Tournament Sweet 16, Lee has found a long-term home in basketball's finest league.

Lee recently completed his 11th year in the NBA. He's the longest-tenured Hilltopper in the NBA, surpassing Clem Haskins' nine seasons in the league from 1967-76.

Lee was selected by the Orlando Magic with the 22nd overall pick in the 2008 NBA Draft. He's been with eight teams during his pro career, most recently being traded to the Dallas Mavericks in January 2019 from the New York Knicks. Lee appeared in 22 games for Dallas after the trade.

Lee started 69 of 82 games for the Knicks in the 2017-18 season, averaging 12.0 points and shooting 40.6 percent from 3-point range. He started 74 of 77 games for New York in 2016-17, averaging 10.8 points per game and shooting 40.1 percent from 3-point range.

Before heading to New York, Lee made a splash at the end of the 2015-16 season after a trade to Charlotte.

Lee started all 28 games he played for the Hornets, averaging 8.9 points per game while continuing his reputation as a trusty 3-point shooter and a lockdown defender. He was considered a key piece of a team that took the Miami Heat to seven games in the first round of the NBA Playoffs.

The 6-foot-5 guard from Indianapolis has also played for



the Orlando Magic, New Jersey Nets, Houston Rockets, Boston Celtics and Memphis Grizzlies.

But before that, he became one of the best players to ever take the court for the Hilltoppers. Lee had his No. 32 jersey retired by WKU during the 2014-15 season.

He's the 10th player associated with the men's basketball program with a jersey hanging in the rafters of E.A. Diddle Arena.

Lee is tied with Jim McDaniels for WKU's all-time scoring lead with 2,238 points. He ranks in the top seven in WKU history in eight other statistical categories.

The standout guard – just a three-star prospect by Rivals out of high school – led the Hilltoppers to the 2008 Sweet 16 during his senior season.

The Hilltoppers have had dozens of other players compete at the highest professional levels over the years, with many still joining Lee as active professionals overseas.

GENERAL

HILLTOPPERS

2018-19 REVIEW

HISTORY

UNIVERSITY

OPPONENTS

HILLTOPPER PROS IN THE RICK STANSBURY ERA

DURING RICK STANSBURY'S THREE SEASONS AT THE HELM, ALL NINE OUTGOING SENIORS HAVE HAD THE OPPORTUNITY TO PLAY PROFESSIONAL BASKETBALL.



2019 senior guard Lamonte Bearden



2018 senior forward Dwight Coleby



2018 senior forward Justin Johnson



2018 senior guard Darius Thompson



2017 senior guard Que Johnson



2017 senior forward Ben Lawson



2017 senior guard Junior Lomomba



2017 senior guard Pancake Thomas



2017 senior forward Anton Waters

A

Carson Aaron, '33
 Kareem Abdul-Jabbar (3), Los Angeles, Calif., '98-99
 Forest Able (77), Fairdale, '54-56
 Melvin Adams (32), Milledgeville, Ga., '96, '98
 Aaron Adeoye (11), Marion, Ill., '14
 Japeth Aguilar (31), Pampanga, Philippines, '09
 O'Karo Akamune (15), Miami, Fla., '12-14
 Teeng Akol (22), Wian, Sudan, '11-13
 Eddie Alcantara (2), Chicago, Ill., '13
 Zachary Al-Habashneh, mgr, '13-15
 Cameron Allen, mgr, '18-19
 Clint Allen, Beaver Dam, mgr, '81
 Dee Allen, mgr, '64-66
 Phillip Allen, mgr, '65-67
 Brian Allenspach (55), Hickory, N.C., '00-01
 Kent Allison (30), South Bend, Ind., '73-74
 Alvin Almond, Bowling Green, mgr, '49-50
 Jerry Anderson (32), Brooklyn, N.Y., '90
Josh Anderson (4), Baton Rouge, La., '18-19
 Kene Anyigbo (15/0), Bellaire, Texas, '11-13
 Nathaniel Arbuckle, Goshen, Ind., mgr., '98
 Steve Arnold, mgr, '72-75
 Bryan Asberry (50), Gary, Ind., '84-87
 Robert Ashby, mgr., Louisville, '03
 Steve Ashby (21, 11), Madisonville, '75-78
 Charles "Buck" Atkinson, (98, 17), White Plains, '44-45
 Kenton Aubrey, mgr, '14-15

B

Eric Back (27, 23), Middletown, Ohio, '56-58
 Rex Bailey (35), Glasgow, '71-72
 Kevin Baker, Louisville, mgr., '88-90
 Ralph Baker (24), Whitley City, '63-65
 Herb Ball (88), Chicago, Ill., '39-40
 Mike Ballenger (25), Jasper, Ind., '84-85
 Walker Banks (22), Clifton Forge, Va., '68-70
 Bob Bantom (20), Springfield, Pa., '66
 Dalano Banton (20), Toronto, Canada, '19
Charles Bassey (23), Lagos, Nigeria, '19
 Floyd Bates, '21-24
 J.C. Batsel (56, 6), Central City, '36-37
 Jimmy Bazzell (35), Clinton, '44-45, '49
 Bennie Beach, Jr., Bowling Green, mgr, '71
 Monie Beard (49), Louisville, '51-52
 Lamonte Bearden (1), Milwaukee, Wis., '18-19
 David Beckner (31), Bowling Green, '75
 Mark Bell (10), Louisville, '92-93
 Ron Berry, mgr, '69-72
 Darrel Bicknell (15), Berea, '58-60
 Steve Bides (54), Crofton, '97-98
 Terry Birdsong (15), Benton, '88-89
 Percy Blade (13), Louisville, Ky., '13
 Scott Blankenship (23), Nicholasville, '81
 Ray Blevins (35), Monticello, '42
 Jimmy Bohannon (47), Bowling Green, '46-48
 Scott Boley (30), Hodgenville, '89-90, '92
 M.M. Botto, '24-25
 Ray Bowerman (51), Eau Claire, Mich., '72-74
 Anthony Bowles, Hopkinsville, mgr., '81-83
 David Boyden (43, 34), Richmond, Va., '00-03

Jimmy Boykin (34), Jackson, Miss., '00
 Hal Bozarth (42), '67
 Estill "Eck" Branham, '33
 Bernard Brantley, '59, '61
 Tyrone Brazelton (3), Park Forest, Ill., '07-08
 Deron Breeze, Maysville, mgr., '07-08
 Wayne Bright (42), Greencastle, Ind., '68-70
 Jerry Britt (10), Oakland, '76
 Johnny Britt (20), Oakland, '73-76
 Vashon Broadnax, mgr., '04
 Carroll Broderick, '29-32
 Carroll Brooks (35), Bowling Green, '43-46
 Bob Brown, '31
 Bryan Brown (50, 44), Atlanta, Ga., '90-93
 Jamaal Brown (20), Spartanburg, S.C., '03
 Karl Brown (24), Cincinnati, Ohio, '90-91
 Rashon Brown (15), Cleveland, Ohio, '98-99
 Aaron Bryant (51), Miami, Fla., '77-78
 Bill Bryant (11), Washington, D.C., '80
 Dick Bryant, '28-32
 William Buckles, '26
 Jerry Bundy (55), Johnson City, Tenn., '73
 Cypheus Bunton (34), Louisville, '93-94
 Granville Bunton (50), Louisville, '72-73
 Greg Burbach (22), Dickeyville, Wis., '77-80
 Don Burnett, mgr, '95
 Bernard Burns, mgr, '79
 Rich Burns (12), Cleveland, Tenn., '90
 Kevin Burris, mgr, '81-83
 Jackie Butler (42), Munfordville, '65-66
 Patrick Butts (22), Milledgeville, Ga., '91-92

C

Durey Cadwell (11), Port St. Joe, Fla., '88-89
 Warner Caines (42), Ashland, '61-63
 Clifton Caldwell, Earlington, mgr., '87-91
 Benson Callier (22), St. Petersburg, Fla., '06
 Jim Callis (51), '43-44
 Joemal Campbell (3), Holly Springs, Miss., '06
 A.J. Canary, '30
 Clarence Caple, '34
 Darel Carrier (35), Bristow, '62-64
 Harel Carrier (10), Bristow, '64
 Gary Carver (40), Clifty, '81-84
 Billy Case (80, 40), Paris, '56-58
 Kyle Cassidy, Smiths Grove, mgr., '96
 Larry Castle (51), Ashland, '61-63
 Buddy Cate (41), Cleveland, Tenn., '48-50
 Bobby Caylor (25), Sevierville, Tenn., '73
 Casey Cebula (33), Rhinelander, Wis., '77
 Tullas Chambers, '27
 Paul Champion (90), Versailles, '42-43, '46-47
 Kyle Chapman (24), Bowling Green, '96-99
 Wayne Chapman (10), Owensboro, '66-68
 Wiley Chapman, '31
 Hardin Cherry, '37-38
 Ronnie Clark (10), Henderson, '55-57
 DJ Clayton (2), Oakland, Calif. '15
 Derrick Clubb (5), Bowling Green, '98
 Paul Cochran, mgr, '33
 Doug Coffey, mgr, '82-83

GENERAL

HILITOPPERS

2018-19 REVIEW

HISTORY

UNIVERSITY

OPPONENTS

Bland Coffman, '31
 Lynn Cole (27), Paducah, '53-55
 Dwight Coleby (22), Nassau, Bahamas, '18
 Claude Combs, '41
 Buddy Connelly, mgr, '75
 Leon Cooke, '25-26
 Dick Coop, Campbellsville, mgr, '59-62
 H.T. Cooper, '38
 Aaron Cosby (2), Louisville, Ky., '16
 W.D. Croft, '22
 William Crofton (25), Owensboro, '44-45
 Jamal Crook (14), Louisville, '10-13
 Martin Cross, mgr, '13-15
 Ralph Crosthwaite (99, 55), Cincinnati, Ohio, '55, '57-59
 Johnny Crowder, '28
 Eric Cunningham, Prospect, mgr, '91-95
 Steve Cunningham (55), Chaffee, Mo., '64-66
 Billy Curry (24), Versailles, '57
 Raynardo Curry (11), Memphis, Tenn., '01-02
 Dejan Cvoro (11), Belgrade, Serbia, '09

D

Keifer Dalton (32), Albany, Ky., '16
 Bob Daniels (88, 51), Tutor Key, '54-57
 Hunter Daniels, mgr., '16
 Bobo Davenport, Bowling Green, '46-47
 Julio Davila (33), Miami, Fla., '76
 Joshua Davis, Bowling Green, mgr., '02-04
 Terry Davis (33), Shelbyville, '70-72
 Billy Day (39), Lexington, '40-42
 Danny Day (31, 34), Covington, '61-63
 Bill Delk, mgr., '52
 Houston Denning, '29
 Otis Denning, '24-26
 Moustapha Diagne (12), Rufisque, Senegal, '18-19
 Caden Dickerson (10), Argyle, Texas, '10-11, '13-14
 Teco Dickerson (40), Russellville, '04-05
 Eddie Diddle (27), Bowling Green, '49-51
 Kevin Dildy (41, 40), Chicago, Ill., '79-82
 Brad Divine (12), Central City, '96-97
 Cliff Dixon (5), Suitland, Md., '10-11
 Nigel Dixon (54), Orlando, Fla., '04
 Alex Downing (11), Horse Cave, '39-41
 Dero Downing (88), Horse Cave, '41-43
 Howard "Tip" Downing (59), Butler, Pa., '40-42
 Stephon Drane (24), Raleigh, N.C., '11, '13
 Brett Driespul, mgr., '93
 Ralph Dudgeon (46, 10), Lebanon, '36-38
 Jerry Dunn (51, 55, 42), Glasgow, '71-72
 Jim Dunn (14), Alcoa, Tenn., '61-63
 Lyndon Dunning, mgr, '88

E

Steve Eaton (21), Chattanooga, Tenn., '70-72
 Jeff Eckel (34), Morenci, Mich., '71
 Fredrick Edmond (25), Lansing, Mich., '16
 Mike Edmonds, mgr, '78-80
 Vince Edwards (10), Cincinnati, Ohio, '98-99
 Nathan Eisert (4), Louisville, '01-02
 Jason Eitutus (4), Radcliff, '91-92
 Kenny Ellis (25), Winter Haven, Fla., '79-82

Leslie Ellis, '25-28
 Tom Ellis, '26-28
 Al Ellison (35), Linden, Tenn., '58-60
 Leroy Elrod, '30-32
 Turner Elrod, '28-31
 Chalmers "The Cat" Embry (27), Hartford, '42-43, '45-47
 Daniel Emerson (33), Norcross, Ga., '06-07
 Sam Ernst, Brandenburg, mgr., '06-08
 Carl Evans, '28
 Cecil Evans, '28
 Don Evans, Owensboro, mgr, '77-81
 Jeremy Evans (40), Crossett, Ark., '07-10

F

George Fant (44), Bowling Green, '12-15
 Ravon Farris (00), Concord, N.C., '96-99
 Mike Fawcett (25), Kokomo, Ind., '66-68
 Jazz Felton, mgr, '14-16
 Brian Fish (22), Seymour, Ind., '85
 Jon Fish, mgr., '96
 Charles Fitzpatrick, Bowling Green, mgr, '71
 Derek Flowers (40), Dothan, Ala., '92-95
 Dennis Fox (10), '71
 Michael Fralix (14), Fredonia, '93-99
 Tellis Frank (42), Gary, Ind., '84-87
 Clint Franklin, Madisonville, mgr., '98
 B.J. Frazier (22), Stone Mountain, Ga., '08
 Eligh Frazier, '22-25
 Joe Friedl, '32-33
 Kendrick Fulks (41), Munfordville, '40-41
 Mike Fuller (55), Kansas City, Mo., '74-75

G

Mike Gabbard (4), Florence, Ky., '11
 Desire Gabou (1), Abidjan, Ivory Coast, '07-08
 David Galloway, '27
 Ken Gambrel (35), Jackson, Miss., '82-83
 Ed Gampfer (11), Cincinnati, Ohio, '73-75
 Steve Garden, mgr, '84
 Lloyd Gardner, Louisville, mgr, '64-67
 David Garmon (22), Edmonton, '87
 Buford Garner (14, 19, 75), Corbin, '34-36
 Garland Garrison (5, 90), Bowling Green, '35
 Marlon George, '91
 Dee Gibson (17, 11), Cleveland, Tenn., '42-43, '47-48
 Paul Gibson, Pineville, mgr., '99-00
 Shawn Giddy (53), Guin, Ala., '82-83
 Mike Gilbert (23, 45), Henderson, '75
 Bob Gillaspie (17, 41), Graham, '43-44
 Rip Gish (90), Bremen, '49-51
 Johnny Givens (77), McHenry, '48-50
 Greg Glass (25), Elkton, '93-95
 Harry "Pap" Glenn, '23-26
 Clarence Glover (4), Horse Cave, '69-71
 Emmett Goranflo (3), Elizabethtown, '33-35
 Billy Gordon (20), Jackson, Miss., '83-86
 Derrick Gordon (5), Plainfield, N.J., '12
 Ryan Grabruck, mgr., '68-71
 Kenneth "Butch" Gray, mgr, '69-72
 Paul Gray, mgr., '72-73
 Lofton Green (77), Barlow, '38-40

Kay Greer (64), Hazard, '52-54
 Gary Gregory (12), Manchester, '75-77
 Will Gregory (40), Auburn, Ala., '90-91
 Damon Grimes (34), Bowling Green, '76
 Paul Gruesser (97), Louisville, '39

H

John Hackett (39), Winchester, '37-39
 Caleb Halcomb (33, 3), Bowling Green, '02-03
 Lee Hale, mgr., Mobile, Ala., '09-13
 Maurice Hale (51), Owensboro, '45-46
 Darius Hall (32), Detroit, Mich., '92-95
 Harry Hardin (20, 55), Tolu, '33-35
 Joe Harney (11), Covington, '96-99
 Brandon Harris (12), Oklahoma City, Okla., '13-14
 Chris Harrison-Docks (51), Okemos, Mich., '14-16
 Jonathan Hart, mgr., Calvert City, '03
 Gene Haskett, mgr, '62-63
 Clem Haskins (22), Campbellsville, '65-67
 Paul Haskins (33), Campbellsville, '68-70
 Ken Hatcher (11), Campbellsville '81-84
 Sean Hayden, mgr., '04
 Charlie Hayes (26), Louisville, '44-45
 Antonio Haynes (3), Camilla, Ga., '02-05
 Brandon Haynes, Mt. Sterling, mgr., '99-00
 John Haynes, '29
 Jacob Hayslip, mgr., '16-19
 George Heller (10), Portsmouth, Ohio, '45-47
 J.T. Henderson, mgr., Louisville, '00-02
 Rich Hendrick (15), Bristow, '67-69
 Mark Hester, mgr, '94
 Jeff Heyward, mgr, '13-16
 Bernard "Peck" Hickman (7, 12), Central City, '33-35
 Pearl Hicks (33), Fall Rock, '65-67
 Josh Higgins (34), Dayton, Ohio, '04
 Joe Mac Hill (51), Beaver Dam, '66-68
 Nick Hill (35), DuQuoin, Ill., '04
 Ricardo Hill, '88
 Tom Hobbs, '32-34
 James Hogan, Lexington, mgr, '84-87
 Turner Hogan (26), Cave City, '45-46
 Henry Holland, '83
 Kalin Holland (25), Bowling Green, '03-05
 Montroe Holland (20), Blytheville, Ark., '55-56
 Steve Holley (44), Washington, N.C., '94-95
 Addison Hollin, mgr., '16-18
Taveion Hollingsworth (13, 11), Lexington, '18-19
 Darrin Horn (21), Lexington, '92-95
 Ted Hornback, Sonora, '26-29
 Adam Howard (14), Ashland, '06-08
 Tobias Howard (1), Lithonia, Ga., '17
 Austin Howell, mgr., '09
 Payton Hulsey (0), Memphis, Tenn., '14
 Kevin Hulsman, Louisville, mgr., '06-08
 Marlon Hunter (3), Memphis, Tenn., '16
 Jim Huter (77), Louisville, '43-46

I

Golden Ingle (1), Orem, Utah, '01

J

Bobby Jackson (25), Valley Station, '61-63
 Deon Jackson (12), South River, N.J., '94-95
 Greg Jackson (53), Atlanta, Ga., '78-79
 Trency Jackson (3), Jackson, Miss., '14-15
 Roy James, '31-32
 Wilson James (40), Williston, Fla., '75-76
 Bill Jameson, '30-32
 Mike Jeannette, Bowling Green, mgr, '76-79
 Jack Jennings (34), Covington, '91-92
 Danny Johnson (10), Benton, Ill., '70-72
 Dennis Johnson (10), Morganfield, '83-85
 James Johnson (55), Savannah, Ga., '76-78
 James Johnson (41), Morganfield, '83-84
 Joe David Johnson (46, 99), Bowling Green, '45-46, '50
 Justin Johnson (23), Hazard, Ky., '15-18
 Kannard Johnson (33), Cincinnati, Ohio, '84-87
 Que Johnson (32), Pontiac, Mich., '17
 Wendell Johnson, '32-34
 Butch Jointer (30), Nicholasville, '06-07
 Bobby Jones (15), Macon, Ga., '81-84
 Lawrence "Deacon" Jones (96), Hickman, '43-45
 Forbis Jordan, mgr., '49-50
 Stephen Jordan, mgr., Brentwood, Tenn., '02-03
 Raimonds Jumikis (31), Lielvarde, Latvia, '01

K

Dean Karraker, Mammoth Cave, mgr., '96-97
 Kevin Kaspar (1), Istanbul, Turkey, '12-15
 Butch Kaufman (21), Louisville, '66-68
 Ray Keeton (20), Portsmouth, Ohio, '63-64
 Doug Kell, mgr., '92
 Chuck Keown, mgr., '84
 Jim Kereiakes, mgr., '44-45
 Sergio Kersch (1), Memphis, Tenn., '09-11
 Ronnie Kidd (42), South Charleston, W.Va., '64
 Alan King, mgr., '85-88
 Dan King (28), Paris, Tenn., '52-54
 Harry Kirk, '31
 William Kirk (26), Owensboro, '45-46
 Mike Kitchens (11), Bowling Green, '65-66
 Ray Kleykamp (33), Ashland, '71-73
 Uros Komadinic (33), Belgrade, Serbia, '09

L

Charlie Labhart (64, 51), Tell City, Ind., '43, '46-47
 Carl Lamar (8, 11, 13, 15, 16), Hawesville, '35-37
 Ryan Lambert (30), Germantown, Md., '04
 Lee Lampley (33), Chicago, Ill., '97-00
 Mike Larson (22, 40), Bowling Green, '73-74
 Monty Latimer (22), McKees Rocks, Pa., '98
 Bemis Lawrence, '36
 Orlie Lawrence, '30-32
 Ben Lawson (14), Hitchin, England, '14-17
 Jon Lawson (55), Bowling Green, '84
 Owen Lawson (11), Middletown, Ohio, '56-58
 Bob Lavoy (25), Aurora, Ill., '48-50
 Courtney Lee (32), Indianapolis, Ind., '05-08
 James Lee (35), Vine Grove, '70
 Kurk Lee (11), Baltimore, Md., '86-87
 Andre Lewis (22), Albany, Ga., '94-95

GENERAL

HILITOPPERS

2018-19 REVIEW

HISTORY

UNIVERSITY

OPPONENTS

Keith Lickliter (10), Indianapolis, Ind., '86
Joe Lightfoot (34, 13), Kankakee, Ill., '90-91
Lorenzo Lockett (23), Ft. Pierce, Fla., '92-93
Junior Lomomba (5), Montreal, Canada, '17
Tony Lovan (51), Crofton, '96-97

M

Danyell Macklin (30), Louisville, '94
D.J. Magley (35), Bradenton, Fla., '08-09
Ray Mann (88), Hartford, '47-48
Paul Mansfield, '26-28
Rob Marberry (33), Nashville, Tenn., '15
Robert Marchant (34), Flint, Mich., '96-97
Glenn Marcum (44), '63-64
Chris Marcus (2), Charlotte, N.C., '00-02
Matt Maresca (41), Bowling Green, '06-09
Tom Marshall (41), Nashville, Tenn., '51-54
Clarence Martin (55), Alexander City, Ala., '83, '85-87
Kevin Massiah (24), Toronto, Canada, '03
Bryan Masters, Elizabethtown, mgr., '99, '02
John Matthews (23), Louisville, '95-96
Cole Mattingly, mgr., '16-19
Ben Mauck (31), Savannah, Tenn., '99
Joel May (30), New Trier, Ill., '79
John McClearn (42), Madisonville, '56-58
Craig McCormick (42), Ottawa, Ill., '79-82
John McCreary (55, 12), Tompkinsville, '37-38
William "Red" McCrocklin (86, 15), Louisville, '36-38
Jim McDaniels (44), Scottsville, '69-71
Kahlil McDonald (3), Brooklyn, N.Y., '11-12
Jabari McGhee (0), Albany, Ga., '17
James McGown (47), Bowling Green, '40
John McGown, '32-34
Harold McGuffey (35), Highland, '40-41
Bobby McGuire (21), Hazard, '49-50
Don McGuire (88), Hazard, '49-50
Oran McKinney (98), Lynnville, Ind., '42-43, '47-48
Hardin McLane, mgr., '53-56
James McNary (15), Owensboro, '85-87
Brett McNeal (23), Minneapolis, Minn., '86-89
Chris McNeal (1), Jackson, Tenn., '16
Nashon McPherson (12), Jamaica, N.Y., '98-01
Elmo Meacham (7, 11, 16), Kirkmansville, '34-36
Darnell Mee (3), Cleveland, Tenn., '91-93
Orlando Mendez-Valdez (20), San Antonio, Texas, '06-09
Paige Mesalam, mgr., '09
Pat Mezzanotte (35), Fairmont, W.Va., '49-50
Ken Michaels (21), Chattanooga, Tenn., '69-70
Dencil Miller (11), East Liverpool, Ohio, '54-55
Harold Miller, mgr., '16
LaTerrance Miller, mgr., '14
Steve Miller (31), Lexington, '85-86, '88-89
Tyler Miller, (15, 0), Louisville, Ky., '17-18
John Mills (42, 96), Barbourville, '40-41
Nemanja Milosevic (45), Centinje, Montenegro, '10
Chester Montgomery (50), Warsaw, '56-57
Charlie Moran, '42-43
Alex Mosley (55), Flint, Mich., '80-82
L.B. Moulton, '37-38
Thomas Moxley, Narrows, mgr., '93-96
Christian Mullins, mgr., '16
Brian Murphy (11), Bronx, N.Y., '44-45

Ryan Murphy, Louisville, mgr., '98
Brad Mutchler (9, 76, 99), Bowling Green, '34-36
Cecil Myers, '25-28

N

David Nance, mgr, '73-75
Marek Nelson (14), Plano, Texas, '18-19

O

Mike Odemns (53), Washington, D.C., '74-75
Jake Ohmer (21), Taylor Mill, Ky., '18-19
John Oldham (42), Hartford, '43, '47-49
Robert Oliver, '29
George Orr (64), Louisville, '56
Charlie Osborne (20), Flat Gap, '59-61
W.B. Owen, '22-24

P

Anthony "Gip" Palm (10), Gary, Ind., '90-91
Todor Pandov (45), Plovdiv, Bulgaria, '00, '02, '04
Matt Parr, mgr., Columbia, Tenn., '00, '02-03
Damari Parris (3), Bowie, Md., '17
Charles Parrish (64), '45-46
Charles Parsley (96, 21), London, '46-49
Don Parsons (51), Lily, '59-61
Reggie Paschal, mgr, '63-64
Randy Patchel, mgr, '69-71
Avery Patterson (15), Decatur, Ga., '15
Juan Pattillo (2), Las Vegas, Nev., '11
Josh Pearson, mgr, Coulee Dam, Wash., '97
Colin Peets (50), Linden, Calif., '88-89
Dallas Perry, mgr, '80
Jerome Perry (25), Louisville, '69-70, '72
Steffphon Pettigrew (30), Elizabethtown, '08-11
Darnell Phillips (23), '82
Leonard Pitchford, '26
Hugh Poland, '32-34
James Powell, mgr, '80, '83
Brandon Price (2), Radcliff, Ky., '14-15
T.J. Price (52), Slidell, La., '12-15
Mike Prince (31), Dearborn, Mich., '77-80

R

John Rahn (50), Burlington, Iowa, '78-79
John Ramsey (41), Fern Creek, '38-40
Bobby Rascoe (45), Owensboro, '60-62
Chuck Rawlings (15), Elizabethtown, '73-76
Don "Duck" Ray (96), Madison, Tenn., '42-43, '47-48
Claude Rayburn (26, 14), Wheatcroft, '38
John Reckzeh (4, 14, 96), Chicago, Ill., '34-35
Max Reed (4, 6, 16, 18, 36), Okolona, '35-37
Mike Reese (20, 30), Hopkinsville, '78-81
Gene Rhodes (11), Louisville, '49-52
Ray Rhorer (15), Lexington, '63-65
Chase Richardson, Elizabethtown, mgr., '07-08
Mike Ridley (15), Dawson Springs, '61-62
Raymond Ridley
Billy Robinson (64), Bowling Green, '38-40
Chris Robinson (33), Macon, Ga., '93-96
Derek Robinson (23), Paris, '99-02
Wassell Rodgers, '29-30

Randy Roeber (51), '76
 Jeff Rogers (10), Cincinnati, Ohio, '94-95
 Ty Rogers (5), Eddyville, '05-08
 Jesse Roland (9, 17), Williamstown, '37
 Jim Rose (10), Hazard, '69-71
 Rodney Ross (35), Douglasville, Ga., '88-90
 Aleksej Rostov (20), Riga, Latvia, '13-16
 Tremain Rowles (42), Landover Hills, Md., '99-02
 Glenn Rumble (17), Cynthiana, Ind., '44-45
 Danny Rumph (11), Philadelphia, Pa., '03-05
 John Russell (20), Hardyville, '67-69
 Charlie Ruter (47), New Albany, Ind., '41-43, '47
 Michael Rutledge (40), Centreville, Ala., '85

S

Harry Saddler (21, 3), Summer Shade, '37-39
 Anthony Sally (2, 55), Richmond, Va., '09-10
 Ron Sanders, Hodgenville, mgr, '67-69
 Dylan Sanford (15), Owensboro, Ky., '16
 Panny Sarakatsannis (31), Ft. Thomas, '58-60
Jared Savage (2), Bowling Green, '19
 Chris Sawyer, mgr, '92-93
 Bill Scillian (25), Eddyville, '75-76
 Billy Joe Scott (42), Bemis, Tenn., '49-50
 W.A. Scott, '24-25
 Charles Sego, '31-33
 Spence Sheldon (11), Bowling Green, '12-13
 Earl Shelton (51), Lewisburg, '40-42
 Roland Shelton (20), Decatur, Ga., '87-90
 Lisle Sherrill, '31-32
 Ralph "Buddy" Shrewsbury, Beaver Dam, mgr., '73-74
 Charles Shuffield (25), Ruston, La., '64-65
 Boris Siakam (21), Douala, Cameroon, '05-08
 Casey Simpson (5), Bowling Green, '99
 Jonathan Simpson (12), '92
 John Earl Sims, '32
 Kenneth Sinkhorn (59), Perryville, '44-45
 Mike Sisk, mgr, '89-91
 A.J. Slaughter (4), Shelbyville, '07-10
 Anthony Smith (25), Atlanta, Ga., '88-89
 Dennis Smith (10), Lexington, '72
 Dick Smith (23), Dalton, Ohio, '51-53
 Doug Smith (33), Bowling Green, '60-62
 Dwight Smith (35), Princeton, '65-67
 George Smith, '24
 Greg Smith (34), Princeton, '66-68
 Jim Smith, mgr, '89-90
 Neel Smith, mgr, '92
 Tolu Smith (00), Bay St. Louis, Miss., '19
 Wilbur Smith, '39-40
 Nigel Snipes (21), Marietta, Ga., '12, '14-16
 Lester Solomon, '27-28
 Rob Soucy, Pawtucket, R.I., mgr, '95
 Daouda Soumaoro (33), Bamako, Mali, '14
 Gene Southwood, '43-44
 Patrick Sparks (22), Central City, '02-03
 Wilbur Spatig (51), New Albany, Ind., '39
 Odie "Sleepy" Spears (39), Scottsville, '42, '46-48
 C.C. Spencer, '26
 Art Spoelstra (80), Grand Rapids, Mich., '52-54
 Greg Springfield (23), New York, N.Y., '98

Evan Stack, mgr, '17-19
 E.B. Stansbury, '28-30
 Wilson Stemm (19, 5, 59), New Albany, Ind., '37-39
 Marty Stone (12), Hendersonville, Tenn., '92-93
 Victor Strahm, '15
 Frank Stratton, mgr., Oneida, '02-03
 Maurice Strong (25), Memphis, Tenn., '98
 Tony Stroud (25, 12), Chicago, Ill., '72-73
 Gary Sundmacker (10), Metropolis, Ill., '70-71
 Jordan Swing (12), Vestavia Hills, Ala., '10
 Corey Switzer, mgr, '13-15
 Ray Swogger (30), Buffalo, N.Y., '86-87
 Wallace "Buck" Sydnor (77), Olmstead, '41-43

T

Jude Talbott (44), Bardstown, '58-60
 Charles Taylor, '39-40
 Chuckie Taylor (41), Owensboro, '86
 John Hill Taylor (41), Hartford, '45-46
 Johnny Taylor (30), Cincinnati, Ohio, '82-84
 Paul Taylor, '24-26
 Stefan Taylor, Campbellsville, mgr, '82-85
 William L. "Gander" Terry, '25-28
 Lloyd Terry (50), Gary, Ind., '76-77
 Carl Thomas (22), Tampa, Fla., '95-96
 Chris Thomas, mgr., '04
 Don Thomas (23), Elizabethtown, '79
 Pancake Thomas (12), Baton Rouge, La., '17
 Harold Thompkins (33, 42), Milledgeville, Ga., '89, '91-92
 Darius Thompson (15), Murfreesboro, Tenn., '18
 Jack Thompson, '26-29
 Isadore "Pop" Thornton (42), Baton Rouge, La., '95-96
 August Throgmorton, '26-28
 Ray Throgmorton, '26
 Ryne Tinsley, mgr., '16
 Jameson Tipping (13), Orangeville, Ont., '10
 Ty Tipton, mgr, '13
 Fred Tisdale (34), Russellville, '85-88
 Harry Todd (44), Earlington, '60-62
 Carlisle "Big Boy" Towery (42), Shady Grove, '39-41
 Kurtis Townsend (15), San Jose, Calif., '79-80
 Ralph Townsend (33), Radcliff, '64
 Darryl Travis (31), Eddyville, '83-84
 Trey Trumbo (30), Fayetteville, Ark., '79-80
 Graham Tucker, Madisonville, mgr, '91
 J.D. Tucker, '27
 Jeff Tucker, mgr, '89-90
 Darryl Turner (25), Alexandria, Va., '78
 Jack Turner (39), Bedford, Ind., '49-51, '54

V

Hans van Rooden, (53), Leiden, Holland, '77
 Marcus Vasquez (55), Chula Vista, Calif., '13
 Paul Vaughn, '30
 Dyke Vest (77), Walton, '51-53
 Charlie Vettiner, '29
 John Vickers, '28-30
 Filip Videnov (1, 13), Kozloduy, Bulgaria, '00-03

GENERAL

HILTOPPERS

2018-19 REVIEW

HISTORY

UNIVERSITY

OPPONENTS

W

Ewell Waddell, mgr, '33
 Calvin Wade (10), Columbus, Ohio, '74-75
 Robert Walden, mgr, '67-69
 Don Waldron (42, 40, 4), Warren, Ohio, '71
 J.E. Walker, '27
 Mike Walker (23), Macon, Ga., '06-09
 Paul Walker, '32-34
 Frank Wallace (98), Atlanta, Ga., '53
 Frank Wallheiser (98), Shelbyville, Tenn., '50-51
 Mark Wallheiser, mgr, '73
 Jerry Walsh, (34), Louisville, '69
 Jed Walters (54), Owensboro, '38-40
 Edwin Ward, '24-25
 Herb Ward, '24-26
 Mike Warner (35), Tallahassee, Fla., '74-76
 George Warren (10), Sebree, '59, '61
 Jack Washington (34, 55), Bainbridge, Ga., '79-80
 Alex Waters, mgr, '13
 Anton Waters (42), Baltimore, Md., '16-17
 Norman Weaver (24), Scottsville, '66-68
 Zachary Weinstein, mgr, '15-18
 Mike Wells (15), Guthrie, Ky., '01-04
 John Wethington, Columbia, mgr, '85-87
 Tom Wethington, Columbia, '84
 B.J. White, '24-25
 Percy White (50), Oxon Hill, Md., '80-83
 Richard White (10), Scottsville, '51-53
 W.W. White, '24-25

Jerry Whitsell (17), Evansville, Ind., '54-55
 Jesse Whitt, mgr., '93-94
 Elgrace Wilborn (15), Springfield, Ohio, '05-06
 Hugh Wilhite (23), Calhoun, '61-62
 Kevin Willard (13), Bowling Green, '94
 Larry Williams, mgr, '65-68
 Nate Williams (30), Raleigh, N.C., '00-03
 Rob Williams (3), Johnson City, Tenn., '96
 Brian Wilson, mgr., '09
 Mike Wilson (3), Stone Mountain, Ga., '89
 Tony Wilson (33), Lexington, '80-83
 Anthony Winchester (10), Austin, Ind., '03-06
 Arnold Winkenhofer, '26-28
 Chuck Witt (22), Cincinnati, Ohio, '71-73
 Roger Woodward (63), Wilmore, '40-41
 L.B. Woosley, '30
 Kellar Works (34), Cynthiana, '64-65
 Rick Wray (35), Hickman, '79-80
 Kenneth Wright, mgr, '58-59

Z

Todd Ziegler (40), Louisville, '88-89
 Vinny Zollo (41), Winchester, Ky., '12

NOTE: *This list is in the process of being updated to include all information. We welcome added information on hometown and numbers worn. Contact WKU Athletic Media Relations at (270) 745-5045 or email zachary.greenwell@wku.edu.*

Standout WKU guard Darnell Mee addresses a crowd after returning from winning the 1993 Sun Belt Conference Tournament championship.



A

Forest "Frosty" Able – graduate assistant, 1963-64
 Murray Arnold – head coach, 1987-90
 J.L. Arthur – head coach, 1914-16
Hennsyy Auriantal - assistant, 2019-present
 Mike Ayersman – graduate manager, 2001

B

Kevin Baggett – assistant, 1999-00
 Ralph Baker – assistant, 1972-74
 Neill Berry – GA, 2006-07; assistant, 2008
 Anthony Bowles – graduate assistant, 1984
 Bobby Bowman – associate coach, 1986-89
 David Boyden – assistant coach, 2009-10, 2012-2016
 Eck Branham – freshman coach, 1959-60
 Lawrence Brenneman – assistant, 2009-15
 Wayne Brooks – assistant, 1993
 Bobby Brown – assistant, 1988-90
 Ron Brown – associate coach, 1998
 Cypheus Bunton – assistant, 2005-08

C

Frank Cardwell – graduate assistant, 1969
 Dwane Casey – assistant, 1981, '83-86
 Chris Cheeks – assistant, 2017
 Scott Cherry – assistant, 2008
 Jim Christian – assistant, 1991-92, 1995
 David Clark – volunteer assistant, 1983-84
 Jerome Countee – graduate assistant, 1987-89
 Tom Crean – assistant, 1991-92; assoc. coach, 1993-94
 Jamal Crook – graduate assistant, 2015
 Charles Cunningham – assistant, 1989-92
Phil Cunningham – assistant, 2013; associate head coach, present
 Glynn Cyprien – assistant, 1995

D

Michael DeCello – assistant, 1990
 Benny Dees – assistant, 1972-73
 Peter Dees – graduate assistant, 1972-73
 E.A. Diddle – head coach, 1923-64

E

Allen Edwards – assistant, 2011
 Don Evans – GA, 1982; volunteer, 1982-83; asst., 1985-86

F

David Farrar – assistant, 1984-86
 Kerry Farrar – GA, 1980-81; assistant, 1982
 Dennis Felton – head coach, 1999-03
 Shawn Forrest – assistant coach, 2014-16
 Robert J. Francis – assistant, 1931-35

G

Marcus Grant – assistant, present

H

Ben Hansbrough – assistant, 2017
 Ray Harper – assistant coach, 2009-12; head coach, 2012-2016
 Hank Harris – assistant, 1987-88
 Clem Haskins – assistant, 1978-80; head coach, 1981-86
 Allan Hatcher – assistant, 1990
 Pete Herrmann – assistant, 1999-00; assoc. coach, 2001-03
 Ray Hite – assistant, 1979-83
 Finis Home – graduate assistant, 1968
 Darrin Horn – assistant, 1996-97; head coach, 2004-08
 Greg Horn – assistant, 1991-92
 Ted Hornback – assistant, 1939-64
 Marc Hsu – assistant, 2018-19

Gene Keady's 1979-80 WKU coaching staff included Clem Haskins (second from left) and Bruce Weber (right), who later became head coaches.



J

Nikita Johnson – assistant, 2018-19
 Bobby Jones – assistant, 1993-94

K

Gene Keady – head coach, 1979-80
 Matt Kilcullen – head coach, 1995-98
 Dan King – freshman coach, 1963-64

L

Robbie Laing – assistant, 1987
 Hosea Lewis – assistant, 1998
 Joe Lightfoot – assistant, 1994

M

Jim Marion – graduate assistant, 1973-74
 Ken McDonald – asst., 1999-03; head coach, 2009-12
 Donnie McFarland – assistant, 1981, '84
 Archie Miller – assistant, 2004
 George Morgan – assistant, 1996-97
 Jake Morton – assistant, 2012

N

Bob Nylin – graduate assistant, 1973-74

O

John Oldham – head coach, 1965-71

P

Paul Peck – assistant, 1990
 Mike Pollio – graduate assistant, 2013-14

R

Bobby Rascoe – assistant, 1975-78
 Gene Rhodes – assistant, 1965-67
 Jim Richards – assistant, 1969-71; head coach, 1972-78
 John Ruby – graduate assistant, 1977-78

S

Paul Sanderford – assistant, 2004-07
 Roger Schnepf – assistant, 1980
 Al Seibert – assistant, 1995-98
 Chris Shumate – assistant coach, 2016
 William Small – assistant, 2004-05
 L.T. Smith – head coach, 1921-22
 Steve Sorrell – graduate assistant, 1985
 E.B. "Ed" Stansbury – assistant, 1935-39
Rick Stansbury – head coach, 2017-present
 Luke Strege – graduate manager, 2002-03
 Jeff Strohm – assistant, 2006-07
 Wallace "Buck" Sydnor – assistant, 1965-71

T

W.L. "Gander" Terry – assistant, 1929-31
 Ty Tipton – graduate assistant, 2015
 Art Tolis – assistant, 1974
 Bert Tucker – grad. manager, 2000; assistant, 2001-03

U

Ralph Underhill – graduate manager, 1964-65

V

Brett Vana – graduate manager, 1999
 Lanny Van Eman – assistant, 1975-78

W

Bruce Weber – graduate assistant, 1980
 Kip Wellman – graduate assistant, 2010-12
 Quannas White – assistant, 2017
 Ralph Willard – head coach, 1991-94
 Shammond Williams – assistant, 2017
 Anthony Winchester – graduate assistant, 2009-10
 George Whitaker – assistant, 1984

Current WKU coach Rick Stansbury's great uncle, Colonel Ed Stansbury (left), was a Hilltopper assistant to E.A. Diddle (right) from 1935-39.



Season	W-L	Pct.	WKU Pts.	Opp. Pts.	Margin	Notes
1914-15	5-1	.833	178 (29.6)	117 (19.5)	+ 10.1	
1915-16	2-1*	.667	27 (9.0)	37 (12.3)	- 3.3	

J.L. Arthur's record at WKU — 2 seasons: 7-2 (.778)*1916-17 — 1920-21 — *No Team*

Season	W-L	Pct.	WKU Pts.	Opp. Pts.	Margin	Notes
1921-22	3-1**	.750	55 (27.5)	61 (30.5)	- 3.0	

L.T. Smith's record at WKU — 1 season: 3-1 (.750)**

Season	W-L	Pct.	WKU Pts.	Opp. Pts.	Margin	Notes
1922-23	12-2	.857	468 (33.4)	248 (17.7)	+ 15.7	Diddle wins first game at WKU, 103-7
1923-24	9-9	.500	513 (28.5)	515 (28.6)	- 0.1	
1924-25	8-6	.571	400 (28.6)	329 (23.5)	+ 5.1	
1925-26	10-4	.714	469 (33.5)	341 (24.4)	+ 9.1	
1926-27	12-7	.632	559 (29.4)	489 (25.7)	+ 3.7	
1927-28	10-7	.588	568 (33.4)	473 (27.8)	+ 5.6	
1928-29	8-10	.444	429 (23.8)	480 (26.7)	- 2.9	
1929-30	4-12	.250	444 (27.8)	540 (33.8)	- 6.0	
1930-31	11-3	.786	557 (39.8)	393 (28.1)	+ 11.7	
1931-32	15-8	.652	687 (29.9)	622 (27.0)	+ 2.9	KIAC champions
1932-33	16-6	.727	751 (34.1)	663 (30.1)	+ 4.0	KIAC champions
1933-34	28-8	.778	1,213 (33.7)	964 (26.8)	+ 6.9	KIAC / SIAA champions
1934-35	24-3	.889	1,006 (37.3)	653 (24.2)	+ 13.1	KIAC champions
1935-36	26-4	.867	1,223 (40.8)	859 (28.6)	+ 12.2	KIAC champions
1936-37	21-2	.913	912 (39.7)	609 (26.5)	+ 13.2	KIAC / SIAA champions
1937-38	30-3	.909	1,357 (41.1)	983 (29.8)	+ 11.3	1st NCAA 30-game winner; KIAC / SIAA champions
1938-39	22-3	.880	1,238 (49.5)	853 (34.1)	+ 15.4	KIAC / SIAA champions
1939-40	24-6	.800	1,294 (43.1)	1,024 (34.1)	+ 9.0	NCAATournament; SIAA champ / KIAC champions
1940-41	22-4	.846	1,230 (47.3)	910 (35.0)	+ 12.3	SIAA champions
1941-42	29-5	.853	1,619 (47.6)	1,303 (38.3)	+ 9.3	NIT runner-up; KIAC / SIAA champions
1942-43	24-3	.889	1,624 (60.1)	899 (33.2)	+ 26.9	NIT; KIAC champions
1943-44	13-9	.591	967 (44.0)	873 (39.7)	+ 4.3	
1944-45	17-10	.630	1,216 (45.0)	1,149 (42.6)	+ 2.4	
1945-46	15-19	.441	1,627 (47.9)	1,649 (48.5)	- 0.6	
1946-47	25-4	.862	1,805 (62.2)	1,283 (44.2)	+ 18.0	KIAC / SIAA champions
1947-48	28-2	.933	2,057 (68.6)	1,495 (49.8)	+ 18.8	NIT, 3rd place; KIAC champions
1948-49	25-4	.862	2,028 (69.9)	1,578 (54.4)	+ 15.5	NIT; OVC / OVC Tournament champions
1949-50	25-6	.806	2,216 (71.5)	1,858 (59.9)	+ 11.6	NIT; OVC champions
1950-51	19-10	.655	2,129 (73.4)	1,940 (66.9)	+ 6.5	
1951-52	26-5	.839	2,388 (77.0)	2,045 (65.9)	+ 11.1	NIT; OVC / OVC Tournament champions
1952-53	25-6	.806	2,548 (82.2)	2,081 (67.1)	+ 15.1	NIT; OVC Tournament champions
1953-54	29-3	.906	2,730 (85.3)	2,221 (69.4)	+ 15.9	NIT, 4th place; OVC / OVC Tournament champions
1954-55	18-10	.643	2,297 (82.0)	2,164 (77.4)	+ 4.6	OVC champions
1955-56	16-12	.571	2,182 (77.9)	2,141 (76.5)	+ 1.4	OVC co-champions
1956-57	17-9	.654	2,121 (81.6)	2,002 (77.0)	+ 4.6	OVC champions
1957-58	14-11	.560	2,010 (80.4)	1,883 (75.3)	+ 5.1	
1958-59	16-10	.615	2,128 (81.8)	1,926 (74.1)	+ 7.7	
1959-60	21-7	.750	2,300 (82.1)	2,040 (72.9)	+ 9.2	NCAA Sweet 16; OVC champions
1960-61	18-8	.692	2,056 (79.1)	1,970 (75.8)	+ 3.3	OVC co-champions
1961-62	17-10	.630	2,224 (82.4)	2,084 (77.2)	+ 5.2	NCAA Sweet 16; OVC champions
1962-63	5-16	.238	1,612 (76.8)	1,675 (79.8)	- 3.0	
1963-64	5-16	.238	1,726 (82.2)	1,756 (83.6)	- 1.4	

E.A. Diddle's record at WKU — 42 seasons: 759-302 (.715)

Season	W-L	Pct.	WKU Pts.	Opp. Pts.	Margin	Notes
1964-65	18-9	.667	2,252 (83.4)	2,034 (75.2)	+ 8.2	NIT
1965-66	25-3	.893	2,395 (85.5)	1,890 (67.5)	+ 18.0	NCAA Sweet 16; OVC / OVC Tournament champions
1966-67	23-3	.885	2,192 (84.3)	1,788 (68.8)	+ 15.5	NCAA; OVC / OVC Tournament champions
1967-68	18-7	.720	2,025 (81.0)	1,888 (75.5)	+ 5.5	

GENERAL

HILITOPPERS

2018-19 REVIEW

HISTORY

UNIVERSITY

OPPONENTS

1968-69	16-10	.615	2,069 (79.6)	1,952 (75.1)	+ 4.5	
1969-70	22-3	.880	2,260 (90.4)	1,924 (77.0)	+ 13.4	NCAA; OVC champions
1970-71	20-5	.800	2,592 (86.4)	2,274 (75.8)	+ 10.6	NCAA Final Four* (vacated); OVC champions

John Oldham's record at WKU — 7 seasons: 142-40 (.780)

Season	W-L	Pct.	WKU Pts.	Opp. Pts.	Margin	Notes
1971-72	15-11	.577	2,164 (83.2)	2,140 (82.3)	+ 0.9	OVC co-champions
1972-73	10-16	.385	2,133 (82.0)	2,243 (86.3)	- 4.3	
1973-74	15-10	.600	2,070 (82.8)	2,067 (82.5)	+ 0.3	
1974-75	16-8	.667	2,106 (87.7)	2,011 (83.8)	+ 3.9	
1975-76	20-9	.690	2,457 (84.7)	2,271 (78.3)	+ 6.4	NCAA; OVC / OVC Tournament champions
1976-77	10-16	.385	1,940 (74.6)	2,082 (80.1)	- 5.5	
1977-78	16-14	.533	2,434 (81.1)	2,396 (79.9)	+ 1.2	NCAA Sweet 16; OVC Tournament champions

Jim Richards' record at WKU — 7 seasons: 102-84 (.548)

Season	W-L	Pct.	WKU Pts.	Opp. Pts.	Margin	Notes
1978-79	17-11	.607	2,082 (74.4)	1,948 (69.6)	+ 4.8	
1979-80	21-8	.724	2,173 (74.9)	1,965 (67.8)	+ 7.1	NCAA; OVC co- / OVC Tournament champions

Gene Keady's record at WKU — 2 seasons: 38-19 (.667)

Season	W-L	Pct.	WKU Pts.	Opp. Pts.	Margin	Notes
1980-81	21-8	.724	2,048 (70.6)	1,944 (67.0)	+ 3.6	NCAA; OVC / OVC Tournament champions
1981-82	19-10	.655	1,955 (67.4)	1,775 (61.2)	+ 6.2	NIT; OVC co-champions
1982-83	12-16	.429	1,870 (66.8)	1,872 (66.9)	- 0.1	
1983-84	12-17	.414	1,918 (66.1)	1,886 (65.0)	+ 1.1	
1984-85	14-14	.500	1,967 (70.3)	1,821 (65.0)	+ 5.3	
1985-86	23-8	.742	2,154 (69.5)	1,936 (62.5)	+ 7.0	NCAA Second Round

Clem Haskins' record at WKU — 6 seasons: 101-73 (.580)

Season	W-L	Pct.	WKU Pts.	Opp. Pts.	Margin	Notes
1986-87	29-9	.763	2,989 (78.7)	2,585 (68.0)	+ 10.7	NCAA Second Round; SBC champions
1987-88	15-13	.536	2,029 (72.5)	2,007 (71.7)	+ 0.8	
1988-89	14-15	.483	2,204 (76.0)	2,211 (76.2)	- 0.2	
1989-90	13-17	.433	2,072 (69.1)	2,156 (71.9)	- 2.8	

Murray Arnold's record at WKU — 4 seasons: 71-54 (.568)

Season	W-L	Pct.	WKU Pts.	Opp. Pts.	Margin	Notes
1990-91	14-14	.500	2,358 (84.2)	2,382 (85.1)	- 0.9	
1991-92	21-11	.656	2,557 (79.9)	2,411 (57.3)	+ 4.6	NIT
1992-93	26-6	.813	2,723 (85.1)	2,293 (71.7)	+ 13.4	NCAA Sweet 16; SBC Tournament champions
1993-94	20-11	.645	2,403 (77.5)	2,171 (70.0)	+ 7.5	NCAA; SBC champions

Ralph Willard's record at WKU — 4 seasons: 81-42 (.659)

Season	W-L	Pct.	WKU Pts.	Opp. Pts.	Margin	Notes
1994-95	27-4	.871	2,493 (80.4)	2,152 (69.4)	+ 11.0	NCAA Second Round; SBC/SBC Tournament champions
1995-96	13-14	.481	2,056 (76.1)	2,004 (74.2)	+ 1.9	
1996-97	12-15	.444	1,900 (70.4)	1,967 (72.9)	- 2.5	
1997-98	7-16	.304	1,513 (65.8)	1,626 (70.7)	- 4.9	

Matt Kilcullen's record at WKU — 3-plus seasons: 59-49 (.546)

3-3	.500	392 (65.3)	394 (65.7)	- 0.4	Co-coaches
-----	------	------------	------------	-------	------------

Ron Brown-Al Seibert's record at WKU — 6 games: 3-3 (.500)

Season	W-L	Pct.	WKU Pts.	Opp. Pts.	Margin	Notes
1998-99	13-16	.448	1,862 (64.2)	1,927 (66.4)	-2.2	
1999-00	11-18	.379	1,995 (68.8)	2,069 (71.3)	-2.5	
2000-01	24-7	.774	2,303 (74.3)	1,889 (60.9)	+13.4	NCAA; SBC East / SBC Tournament champions
2001-02	28-4	.875	2,491 (77.8)	2,069 (64.7)	+13.1	NCAA; SBC East / SBC Tournament champions
2002-03	24-9	.727	2,430 (73.6)	2,194 (66.5)	+7.1	NCAA; SBC East / SBC Tournament champions

Dennis Felton's record at WKU — 5 seasons: 100-54 (.649)

Season	W-L	Pct.	WKU Pts.	Opp. Pts.	Margin	Notes
2003-04	15-13	.536	2,137 (76.3)	1,989 (71.0)	+5.3	
2004-05	22-9	.710	2,388 (77.0)	2,207 (71.2)	+5.8	NIT
2005-06	23-8	.742	2,408 (77.7)	2,220 (71.6)	+6.1	NIT; SBC East champions
2006-07	22-11	.667	2,580 (78.2)	2,386 (72.3)	+5.9	
2007-08	29-7	.806	2,785 (77.4)	2,403 (66.8)	+10.6	NCAASweet16;SBCEast/SBCTournamentchampions

Darrin Horn's record at WKU — 5 seasons: 111-48 (.698)

Season	W-L	Pct.	WKU Pts.	Opp. Pts.	Margin	Notes
2008-09	25-9	.735	2,454 (72.2)	2,278 (67.0)	+5.2	NCAASecondRd.;SBC East/SBCTourn.champions
2009-10	21-13	.618	2,422 (71.2)	2,269 (66.7)	+4.5	
2010-11	16-16	.500	2,242 (70.1)	2,263 (70.7)	-0.6	
2011-12	5-11	.313	989 (61.8)	1098 (68.6)	-6.8	

Ken McDonald's record at WKU — 3-plus seasons: 67-49 (.578)

Season	W-L	Pct.	WKU Pts.	Opp. Pts.	Margin	Notes
2011-12	4-7	.364	730 (66.4)	744 (67.6)	-1.3	Interim head coach
2011-12	7-1	.875	553 (69.1)	541 (67.6)	+1.5	Full-time HC; NCAA; SBC Tournament champions
2012-13	20-16	.555	2,409 (66.9)	2,364 (65.7)	+1.2	NCAA; SBC Tournament champions
2013-14	20-12	.625	2,196 (68.6)	2,162 (67.6)	+1.0	
2014-15	20-12	.625	2,285 (71.4)	2,149 (67.2)	+4.2	
2015-16	18-16	.529	2,620 (77.1)	2,586 (76.1)	+1.0	

Ray Harper's record at WKU — 4-plus seasons: 89-64 (.582)

Season	W-L	Pct.	WKU Pts.	Opp. Pts.	Margin	Notes
2016-17	15-17	.469	2,209 (69.0)	2,302 (71.9)	-2.9	
2017-18	27-11	.711	2,979 (78.4)	2,674 (70.4)	+8.0	NIT Final Four
2018-19	20-14	.588	2,429 (71.4)	2,355 (69.3)	+2.1	

Rick Stansbury's record at WKU — 3 seasons: 62-42 (.596)

Totals	W-L	WKU Pts. (Avg.)	Opp. Pts. (Avg.)	Margin
	1,795-926 (.660)	186,029 (68.4)#	170,765 (62.8)#	+ 5.6

(*) five games — no record

(**) nine games — no record

(#) point totals include 3-point field goals — 1982-83 & 1986-87-to date

J.L. Arthur, the first coach of WKU Basketball, led the program for two years in the 1914-15 and 1915-16 seasons.





J.L. Arthur

1915-16 (Two Seasons)
7-2 (.778)

1914-15 (5-1)

Home: 3-1 • Away: 2-0

—	Bethel (Ky.)	W, 38-21
—	Vanderbilt Training	W, 40-8
—	at Middle Tennessee	W, 33-19
—	Middle Tennessee	L, 19-30
—	Eastern Kentucky	W, 26-21
—	at Eastern Kentucky	W, 22-18

1915-16 (2-1)

Home: 1-1 • Away: 1-0

no record: 6 games

12/16	at Bethel (Ky.)	W
01/17	Bethel (Ky.)	W
01/27	Castle Heights	L, 27-37
02/04	Middle Tennessee	—
02/05	Middle Tennessee	—
02/10	Cumberland (Ky.)	—
02/11	Castle Heights	—
02/23	Eastern Kentucky	—
02/24	Eastern Kentucky	—

1916-17

No Team — World War I

1917-18

No Team — World War I

1918-19

No Team — World War I

1919-20

No Team — World War I

1920-21

No Team — World War I



L.T. Smith

1921-22 (One Season)
3-1 (.750)

1921-22 (3-1)

Home: 1-0 • Away: 2-1

no record: 9 games

01/13	Southern Presbyterian	W, 28-25
01/23	Peabody	—
01/27	Bryson	—
02/04	at Eastern Kentucky	—
02/05	at Kentucky Wesleyan	L, 27-40
02/10	Tennessee Tech	—
02/11	Cumberland (Ky.)	—

02/23	Eastern Kentucky	—
02/25	at St. Mary's	W
03/02	at Peabody	—
03/03	at Bryson	—
03/04	at Cumberland (Ky.)	—
03/10	at Tennessee Tech	W



E.A. Diddle

1923-64 (42 Seasons)
759-302 (.715)

1922-23 (12-2)

Home: 8-0 • Away: 4-2

01/10	Adairville (Ind.)	W, 103-7
01/13	Cumberland (Ky.)	W, 32-20
01/17	at Centre	L, 20-26
01/20	Berea	W, 23-18
01/22	Union (Ky.)	W, 25-22
01/25	at Vanderbilt B	W, 18-10
01/26	at Cumberland (Ky.)	L, 16-24
01/27	at Southern Presbyterian	W, 33-31
02/07	Bethel (Tenn.)	W, 43-17
02/18	Tennessee Tech	W, 33-8
02/21	Vanderbilt B	W, 33-13
02/22	at Eastern Kentucky	W, 29-17
02/22	at Union (Tenn.)	W, 23-18
03/03	Eastern Kentucky	W, 33-17

Leading Scorer

W.B. Owen — no stats available

1923-24 (9-9)

Home: 8-4 • Away: 1-5

Captain: W.B. Owen

01/12	Horse Cave (Ind.)	W, 54-28
01/16	at Georgetown (Ky.)	L, 22-33
01/18	at Peabody	W, 36-16
01/23	at Middle Tennessee	L, 19-34
01/28	Berea	L, 21-34
01/30	Union (Ky.)	W, 32-21
02/01	Middle Tennessee	W, 29-24
02/02	Morton-Elliott	W, 45-12
02/05	at Bethel (Ky.)	L, 20-33
02/08	at Eastern Kentucky	L, 13-45
02/09	at Berea	L, 19-28
02/13	Bryson	W, 54-18
02/14	Centre	W, 29-28
02/20	Cumberland (Ky.)	W, 33-21
02/21	Bethel (Ky.)	W, 19-17
02/23	Peabody	L, 12-57
02/29	Michigan City (Ind.)	L, 29-33
03/01	Eastern Kentucky	L, 27-33

Leading Scorer

Harry "Pap" Glenn — no stats available

1924-25 (8-6)

Home: 5-4 • Away: 3-2

Captain: Harry "Pap" Glenn

01/10	TNG Air Squadron	W, 63-23
01/14	Kentucky Wesleyan	L, 16-20

01/15	Middle Tennessee.....	L, 23-43
01/17	Southern YMCA.....	W, 26-19
01/19	at Eastern Kentucky.....	W, 30-19
01/20	at Centre.....	W, 34-32
01/30	Bethel (Ky.).....	W, 26-15
01/31	Peabody.....	L, 13-16
02/12	at Bethel (Ky.).....	W, 26-15
02/14	College of the City of Detroit.....	L, 23-25
02/16	at Southern YMCA.....	L, 24-37
02/18	at Middle Tennessee.....	L, 36-37
02/24	Centre.....	W, 23-11
02/27	Eastern Kentucky.....	W, 37-17

Leading Scorer

Harry "Pap" Glenn — no stats available

1925-26 (10-4)

Home: 6-1 • Away: 3-3 • Neutral: 1-0

Captain: Harry "Pap" Glenn

01/08	Union (Ky.).....	W, 26-21
01/14	Burks Terrors.....	W, 33-31
01/16	Bethel (Ky.).....	W, 45-15
01/20	at Louisville.....	L, 27-28
01/21	at Kentucky Wesleyan.....	L, 17-30
01/29	Centre.....	L, 18-22
01/30	Kentucky Wesleyan.....	W, 38-21
02/02	at Centre.....	W, 54-19
02/03	at Transylvania.....	W, 31-24
02/15	at Bethel (Ky.).....	W, 59-22
02/17	Louisville.....	W, 31-28
02/19	Vanderbilt.....	W, 34-29
02/24	(1) vs. Louisville.....	W, 40-32
02/25	(1) at Kentucky Wesleyan.....	L, 16-19

(1) *KIAC Tournament; Winchester, Ky.***Leading Scorer**

Ted Hornback — 9.0 ppg

1926-27 (12-7)

Home: 1-3 • Away: 9-2 • Neutral: 2-2

Captain: Ted Hornback

01/04	at Bemis.....	W, 33-11
01/05	at Bemis.....	L, 20-26
01/08	Vanderbilt.....	L, 20-40
01/14	Southern YMCA.....	W, 27-21
01/18	at Vanderbilt.....	W, 26-25
01/22	Eastern Kentucky.....	L, 29-38
01/25	at Bethel (Ky.).....	W, 30-21
01/29	Evansville.....	L, 30-39
02/05	at Eastern Kentucky.....	W, 29-23
02/07	at Georgetown (Ky.).....	W, 29-23
02/08	at Kentucky Wesleyan.....	W, 43-28
02/10	at Bethel (Ky.).....	W, 39-27
02/16	at Louisville.....	W, 46-25
02/26	at Evansville.....	L, 11-31
02/27	(1) vs. Centre.....	W, 33-20
02/28	(1) at Kentucky Wesleyan.....	W, 43-24
02/28	(1) vs. Georgetown (Ky.).....	L, 27-38
03/02	(2) vs. Newberry.....	W, 35-24
03/03	(2) at The Citadel.....	L, 36-43

(1) *KIAC Tournament; Winchester, Ky.*(2) *SIAA Tournament; Charleston S.C.***Leading Scorer**

Ted Hornback — no stats available

1927-28 (10-7)

Home: 5-1 • Away: 4-4 • Neutral: 1-2

Captain: Arnold Winklenhofer

01/08	at Bethel (Ky.).....	L, 27-29
01/21	Berea.....	W, 45-21
01/25	at Centre.....	L, 27-31
01/27	Bethel (Ky.).....	W, 29-27
01/30	Burks Terrors.....	L, 30-42
02/03	at Eastern Kentucky.....	W, 44-12
02/04	at Berea.....	W, 32-24
02/06	Georgetown (Ky.).....	W, 29-28
02/07	at Union (Tenn.).....	W, 35-31
02/08	at Union (Tenn.).....	W, 35-32
02/09	at Southwestern.....	L, 29-40
02/11	Eastern Kentucky.....	W, 55-12
02/14	at Louisville.....	L, 17-37
02/18	Kentucky Wesleyan.....	W, 34-10
02/23	(1) vs. Berea.....	W, 38-22
02/24	(1) vs. Louisville.....	L, 29-35
03/01	(2) vs. Louisiana Tech.....	L, 33-40

(1) *KIAC Tournament; Winchester, Ky.*(2) *SIAA Tournament, Chattanooga, Tenn.***Leading Scorer**

Ted Hornback — no stats available

1928-29 (8-10)

Home: 5-6 • Away: 2-4 • Neutral: 1-0

Captain: Leslie Ellis

01/05	Pan-American.....	W, 24-22
01/08	Georgetown (Ky.).....	L, 18-22
01/11	Eastern Kentucky.....	W, 24-15
01/14	Chattanooga.....	L, 17-41
01/16	at Middle Tennessee.....	L, 28-36
01/19	Berea.....	L, 27-34
01/21	Burks Terrors.....	L, 23-36
01/25	Kentucky Wesleyan.....	L, 15-26
01/29	at Bethel (Ky.).....	W, 26-13
01/31	at Georgetown (Ky.).....	L, 14-42
02/01	at Kentucky Wesleyan.....	W, 24-19
02/02	at Eastern Kentucky.....	L, 17-21
02/05	Middle Tennessee.....	L, 25-28
02/08	Bethel (Ky.).....	W, 26-18
02/18	Union (Tenn.).....	W, 39-31
02/18	Union (Tenn.).....	W, 34-30
02/21	(1) vs. Georgetown (Ky.).....	W, 27-22
02/22	(1) vs. Ky. Wesleyan.....	L, 21-24

(1) *KIAC Tournament; Winchester, Ky.***Leading Scorer**

Ted Hornback — no stats available

1929-30 (4-12)

Home: 2-5 • Away: 1-6 • Neutral: 1-1

Captain: Ed Stansbury

01/11	at Vanderbilt.....	L, 17-37
01/14	Georgetown (Ky.).....	L, 29-30
01/15	Georgetown (Ky.).....	L, 18-19
01/17	Kentucky Wesleyan.....	L, 21-47
01/18	Kentucky Wesleyan.....	L, 26-27
01/25	Eastern Kentucky.....	L, 26-30
01/27	at Berea.....	L, 40-42
01/28	at Centre.....	L, 27-38
01/29	at Eastern Kentucky.....	L, 21-46

01/31	Kentucky Wesleyan	W, 29-28
02/04	at Middle Tennessee	L, 33-35
02/06	at Georgetown (Ky.)	L, 21-30
02/07	at Transylvania	W, 38-31
02/15	Centre	W, 36-28
02/20	(1) vs. Berea	W, 39-38
02/21	(1) vs. Georgetown (Ky.)	L, 23-34

(1) *KIAC Tournament; Winchester, Ky.*

Leading Scorer

Turner Elrod — no stats available

1930-31 (11-3)

Home: 8-0 • Away: 1-1 • Neutral: 2-2

Captain: Turner Elrod

01/10	Kentucky Wesleyan	W, 37-26
01/14	Chattanooga	W, 39-17
01/20	at Middle Tennessee	W, 43-29
01/23	Eastern Kentucky	W, 49-25
01/24	Eastern Kentucky	W, 47-34
01/30	Berea	W, 51-44
02/06	Middle Tennessee	W, 52-40
02/09	(1) Georgetown (Ky.)	W, 41-24
02/10	Georgetown (Ky.)	W, 49-24
02/14	at Eastern Kentucky	L, 22-30
02/19	(2) vs. Centre	W, 37-35
02/20	(2) vs. Berea	L, 22-24
02/25	(3) vs. Howard	W, 34-26
02/26	(3) vs. Louisiana Normal	L, 34-39

(1) *First game played in WKU's new P.E. Building*

(2) *KIAC Tournament; Winchester, Ky.*

(3) *SIAA Tournament; Jackson, Miss.*

Leading Scorer

Orlie Lawrence — no stats available

1931-32 (15-8)

Home: 6-3 • Away: 6-4 • Neutral: 3-1

KIAC Champion

Captain: Orlie Lawrence

12/17	Russellville Ind.	W, 33-27
01/08	Union (Tenn.)	W, 39-16
01/12	at Louisville	L, 13-27
01/15	at Eastern Kentucky	L, 23-49
01/16	at Eastern Kentucky	W, 26-23
01/18	at Berea	W, 26-23
01/20	Chattanooga	W, 19-17
01/22	Middle Tennessee	L, 23-32
01/25	at Murray State	L, 24-26
01/28	at Birmingham Southern	W, 37-25
01/30	at Mississippi College	L, 33-37
02/01	Murray State	L, 26-38
02/02	Murray State	L, 21-34
02/04	at Transylvania	W, 26-20
02/11	Transylvania	W, 24-21
02/13	Eastern Kentucky	W, 47-21
02/16	at Middle Tennessee	W, 28-26
02/20	Louisville	W, 37-14
02/25	(1) vs. Transylvania	W, 37-25
02/26	(1) vs. Ky. Wesleyan	W, 29-25
02/27	(1) vs. Eastern Kentucky	W, 36-27
03/01	(2) vs. Louisiana College	W, 53-29
03/02	(2) vs. Murray State	L, 27-40

(1) *KIAC Tournament; Winchester, Ky.*

(2) *SIAA Tournament; Jackson, Miss.*

Leading Scorer

Tom Hobbs — no stats available

1932-33 (16-6)

Home: 7-1 • Away: 4-4 • Neutral: 5-1

KIAC Champion

Captain: Wendell Johnson

01/07	Union (Tenn.)	W, 31-25
01/11	at Middle Tennessee	W, 43-29
01/12	at Tennessee Tech	L, 32-35
01/13	Eastern Kentucky	W, 27-19
01/18	Tennessee Tech	W, 34-31
01/20	at Murray State	W, 35-28
01/21	at Murray State	L, 20-42
01/27	Middle Tennessee	W, 43-29
01/28	at Chattanooga	L, 32-37
01/31	at Louisville	W, 39-31
02/02	at Eastern Kentucky	W, 31-24
02/04	at Evansville	L, 30-36
02/08	Louisville	W, 39-28
02/10	Evansville	W, 38-34
02/11	Berea	W, 38-28
02/18	Murray State	L, 37-54
02/22	(1) vs. Georgetown (Ky.)	W, 31-23
02/23	(1) vs. Transylvania	W, 43-23
02/24	(1) vs. Berea	W, 22-15
02/25	(1) vs. Murray State	W, 30-17
03/01	(2) vs. Erskine	W, 45-35
03/02	(2) vs. Centenary	L, 31-40

(1) *KIAC Tournament; Winchester, Ky.*

(2) *SIAA Tournament; Jackson, Miss.*

Leading Scorer

Tom Hobbs — no stats available

1933-34 (28-8)

Home: 7-1 • Away: 14-6 • Neutral: 7-1

KIAC Champion / SIAA Champion

Captain: Tom Hobbs

12/16	at Eastern-Knott	W, 41-28
12/19	at Edentide AC	W, 31-27
12/20	(1) vs. Catholic Cm. Ctr.	L, 30-32
12/21	at YMHA (Louisville)	W, 57-32
12/28	at YMHA (Birmingham)	W, 39-15
01/02	at West Tennessee	W, 28-16
01/03	at Louisiana Tech	L, 38-45
01/04	at Louisiana College	W, 38-20
01/05	at SW Louisiana	W, 34-31
01/06	at Louisiana Normal	W, 33-29
01/08	at Birmingham Southern	W, 44-30
01/09	at Howard	W, 32-10
01/11	Evansville	L, 26-30
01/13	Eastern Kentucky	W, 30-16
01/15	at Berea	L, 30-33
01/16	at Union (Ky.)	L, 27-29
01/17	Middle Tennessee	W, 41-32
01/18	at Evansville	L, 17-33
01/23	at Murray State	W, 25-20
01/25	West Tennessee	W, 46-32
01/27	Tennessee Tech	W, 36-21

01/29	at Middle Tennessee.....	W, 52-29
01/31	Louisville.....	W, 43-34
02/06	Murray State.....	W, 30-24
02/09	at Eastern Kentucky.....	L, 13-32
02/13	Howard.....	W, 28-21
02/16	at Louisville.....	L, 25-30
02/17	at Tennessee Tech.....	W, 30-22
02/22	(2) vs. Eastern Kentucky.....	W, 30-19
02/23	(2) vs. Morehead State.....	W, 32-30
02/24	(2) vs. Ky. Wesleyan.....	W, 46-17
02/25	(2) at Louisville.....	W, 13-12
03/03	(3) vs. Louisville.....	W, 31-27
03/04	(3) vs. Louisiana Normal.....	W, 43-41
03/05	(3) vs. Erskine.....	W, 32-25
03/06	(3) vs. Berea.....	W, 42-40

(1) at New Albany, Ind.
 (2) *KIAC Tournament*; Louisville, Ky.
 (3) *SIAA Tournament*; Jackson, Miss.

Leading Scorer

Tom Hobbs — no stats available

1934-35 (24-3)

Home: 15-1 • Away: 6-1 • Neutral: 3-1

KIAC Champion

Captain: Bernard "Peck" Hickman

12/29	at Evansville.....	L, 33-35
01/04	Cincinnati.....	L, 25-26
01/05	Louisville.....	W, 41-25
01/07	Howard.....	W, 36-17
01/12	Murray State.....	W, 32-29
01/15	Union (Tenn.).....	W, 33-25
01/18	Berea.....	W, 41-33
01/21	Evansville.....	W, 38-36
01/26	Eastern Kentucky.....	W, 49-25
01/28	Mississippi College.....	W, 51-37
01/30	at Middle Tennessee.....	W, 35-25
02/05	Tennessee Tech.....	W, 38-28
02/07	at Centre.....	W, 42-35
02/08	at Eastern Kentucky.....	W, 48-29
02/09	at Louisville.....	W, 35-19
02/12	at Murray State.....	W, 44-24
02/14	at Tennessee Tech.....	W, 33-24
02/16	Middle Tennessee.....	W, 55-29
02/19	Centre.....	W, 39-15
02/21	(1) Berea.....	W, 40-19
02/22	(1) Georgetown (Ky.).....	W, 37-10
02/23	(1) Morehead State.....	W, 12-4
02/23	(1) Murray State.....	W, 23-20
03/01	(2) vs. Charleston.....	W, 48-18
03/02	(2) vs. Mississippi College.....	W, 46-18
03/04	(2) vs. Centenary.....	W, 23-17
03/05	(2) at Millsaps.....	L, 29-31

(1) *KIAC Tournament*; Bowling Green, Ky.
 (2) *SIAA Tournament*; Jackson, Miss.

Leading Scorer

Brad Mutchler — 9.6 ppg

1935-36 (26-4)

Home: 11-0 • Away: 13-1 • Neutral: 2-3

KIAC Champion

Captain: Brad Muchler

01/06	at David Lipscomb.....	W, 50-40
01/07	at Alabama St. Teachers.....	W, 45-41
01/08	at So. Georgia Teachers.....	W, 44-26
01/09	at Tampa.....	W, 40-19
01/10	at Stetson.....	W, 24-20
01/11	at Stetson.....	W, 25-24
01/15	at Murray State.....	L, 15-31
01/17	Union (Ky.).....	W, 44-32
01/18	at Louisville.....	W, 31-25
01/25	Eastern Kentucky.....	W, 46-30
01/28	Middle Tennessee.....	W, 36-14
01/30	at Centre.....	W, 38-31
01/31	at Eastern Kentucky.....	W, 61-23
02/01	at Union (Ky.).....	W, 52-35
02/07	Louisville.....	W, 34-25
02/08	at Tennessee Tech.....	W, 42-25
02/10	at Berea.....	W, 40-23
02/13	Louisiana College.....	W, 31-21
02/15	Murray State.....	W, 29-23
02/18	at Middle Tennessee.....	W, 47-27
02/22	Centre.....	W, 36-28
02/24	Tennessee Tech.....	W, 48-21
02/28	(1) Murray State.....	W, 55-31
02/29	(1) Morehead State.....	W, 74-36
02/29	(1) Eastern Kentucky.....	W, 34-22
03/07	(2) vs. Stetson.....	W, 50-36
03/09	(2) vs. Louisiana Tech.....	W, 60-41
03/10	(2) vs. Murray State.....	L, 26-28
03/26	(3) vs. Arkansas.....	L, 36-43
03/27	(3) vs. Arkansas.....	L, 30-38

(1) *KIAC Tournament*; Bowling Green, Ky.

(2) *SIAA Tournament*; Jackson, Miss.

(3) *National Olympic Playoff*, Little Rock, Ark.

(first telephone transmission of away play-by-play to Western Campus)

Leading Scorer

Brad Mutchler — no stats available

1936-37 (21-2)

Home: 9-1 • Away: 9-1 • Neutral: 3-0

KIAC Champion / SIAA Champion

Captain: Max Reed

Alt. Captain: Carl Lamar

01/08	at Howard.....	W, 39-23
01/09	at Sewanee.....	W, 48-22
01/11	at Berea.....	W, 40-25
01/15	at Middle Tennessee.....	W, 48-28
01/16	Louisville.....	L, 25-33
01/20	Middle Tennessee.....	W, 48-32
01/23	at Murray State.....	(ppd — flood)
01/25	Vanderbilt.....	W, 40-27
01/29	at Eastern Kentucky.....	(ppd — flood)
01/30	at Centre.....	(ppd — flood)
02/02	at Vanderbilt.....	W, 35-15
02/04	at Tennessee Tech.....	W, 32-24
02/06	Murray State.....	W, 46-25
02/11	at Murray State.....	L, 26-31

02/13	Berea	W, 50-39
02/16	Tennessee Tech.....	W, 30-20
02/18	at Union (Ky.).....	W, 43-31
02/19	at Eastern Kentucky.....	W, 25-22
02/20	Centre	W, 38-25
02/25	(1) at Eastern Kentucky.....	W, 38-25
02/26	(1) vs. Ky. Wesleyan.....	W, 51-26
02/27	(1) vs. Transylvania.....	W, 53-36
02/27	(1) vs. Murray State.....	W, 30-18
03/9	(2) Miss. College	W, 60-25
03/10	(2) Union (Tenn.).....	W, 40-33
03/10	(2) Murray State.....	W, 37-32

(1) *KIAC Tournament; Richmond, Ky.*
 (2) *SIAA Tournament; Bowling Green, Ky.*

Leading Scorer
 Harry Saddler — 14.3 ppg

1937-38 (30-3)

Home: 13-1 • Away: 14-2 • Neutral: 3-0

KIAC Champion / SIAA Champion

Captain: William "Red" McCrocklin

12/09	at McKendree.....	W, 51-33
12/10	at Bradley.....	L, 33-39
12/11	at Illinois College	W, 38-36
12/15	McKendree.....	W, 37-28
12/16	at New Albany CCC	W, 36-19
12/17	at Edantide AC	W, 34-28
12/18	Ft. Knox Ind.....	W, 38-32
12/20	Beechmont AC.....	W, 60-48
01/03	at Southeast Missouri	W, 27-25
01/08	at Vanderbilt.....	W, 39-25
01/13	at Tennessee Tech.....	W, 40-33
01/15	Evansville.....	W, 44-30
01/19	at Louisville.....	W, 62-42
01/22	Murray State.....	W, 29-26
01/24	Vanderbilt.....	W, 38-18
01/28	Eastern Kentucky	W, 51-34
02/01	at Morehead State.....	W, 38-30
02/03	Louisville.....	W, 53-32
02/05	at Murray State	L, 18-30
02/08	Tennessee Tech.....	W, 31-19
02/11	Bradley.....	L, 24-32
02/12	at Eastern Kentucky.....	W, 34-21
02/14	at Berea	W, 53-23
02/16	Morehead State.....	W, 42-25
02/17	at Evansville	W, 52-42
02/18	Cumberland (Ky.).....	W, 49-36
02/25	(1) vs. Union (Ky.).....	W, 28-22
02/26	(1) vs. Morehead State	W, 46-25
02/26	(1) vs. Murray State.....	W, 35-23
03/03	(2) Louisiana Normal	W, 45-30
03/04	(2) Union (Ky.).....	W, 49-28
03/05	(2) Delta State	W, 59-40
03/05	(2) Murray State.....	W, 44-39

(1) *KIAC Tournament; Richmond, Ky.*
 (2) *SIAA Tournament; Bowling Green, Ky.*

Leading Scorer
 Harry Saddler — 11.8 ppg

1938-39 (22-3)

Home: 12-2 • Away: 7-1 • Neutral: 3-0

KIAC Champion / SIAA Champion

Captain: Harry Saddler

01/07	Transylvania.....	W, 48-30
01/10	at Evansville.....	L, 48-49
01/12	Tennessee Tech.....	W, 40-24
01/14	at Murray State	W, 38-36
01/16	Eastern Kentucky	W, 42-29
01/17	at Louisville.....	W, 50-36
01/20	Delta State.....	W, 61-43
01/27	at Middle Tennessee.....	W, 67-31
01/28	at Eastern Kentucky	W, 49-37
01/30	Millsaps	W, 45-19
02/04	Murray State	W, 46-36
02/06	at Vanderbilt.....	W, 51-31
02/07	Evansville.....	L, 46-48
02/11	Louisville.....	W, 57-30
02/14	Middle Tennessee.....	W, 66-29
02/16	Berea	W, 55-27
02/17	Vanderbilt.....	L, 49-53
02/18	at Tennessee Tech	W, 42-35
02/23	(1) at Eastern Kentucky.....	W, 50-26
02/24	(1) vs. Louisville	W, 47-28
02/25	(1) vs. Transylvania.....	W, 53-40
02/25	(1) vs. Morehead State	W, 37-33
03/03	(2) Presbyterian	W, 51-27
03/04	(2) Louisiana Normal	W, 44-33
03/04	(2) Jacksonville State	W, 56-43

(1) *KIAC Tournament; Richmond, Ky.*
 (2) *SIAA Tournament; Bowling Green, Ky.*

Leading Scorers

Harry Saddler — 15.9 ppg | Carlyle Towery — 10.6 ppg

1939-40 (24-6)

Home: 12-1 • Away: 9-4 • Neutral: 3-1

KIAC Champion / SIAA Champion

NCAA Tournament

Captain: Herb Ball

12/09	Culver-Stockton	W, 47-35
12/15	at Bradley.....	L, 38-39
12/16	at St. Ambrose.....	W, 40-32
12/18	at Southern Illinois.....	L, 32-38
12/19	at Southeast Missouri	W, 39-33
12/22	at Washington & Lee.....	L, 34-44
01/02	Xavier	W, 40-39
01/06	at Cumberland (Ky.)	W, 40-30
01/08	Evansville	W, 52-45
01/12	at Tennessee Tech.....	W, 41-29
01/13	at Middle Tennessee.....	W, 60-26
01/17	at Louisville	W, 55-40
01/20	Murray State	W, 39-30
01/27	Eastern Kentucky	L, 32-45
01/29	Morehead State.....	W, 44-34
02/02	at Eastern Kentucky	W, 53-33
02/03	at Berea	W, 46-28
02/06	Tennessee Tech.....	W, 38-28
02/09	Louisville.....	W, 54-40
02/10	at Murray State	L, 30-36
02/13	at Evansville	W, 55-36
02/16	Vanderbilt.....	W, 36-25

02/17	Middle Tennessee.....	W, 76-41
02/23	(1) vs. Union (Ky.).....	W, 44-39
02/24	(1) vs. Georgetown (Ky.).....	W, 45-39
02/24	(1) vs. Morehead State	W, 36-33
03/01	(2) Wofford	W, 55-21
03/02	(2) Murray State.....	W, 25-23
03/02	(2) Louisiana Normal	W, 39-33
03/23	(3) Duquesne.....	L, 29-30

(1) *KIAC Tournament; Richmond, Ky.*

(2) *SIAA Tournament; Bowling Green, Ky.*

(3) *NCAA Tournament; Indianapolis, Ind.*

Leading Scorer

Carlyle Towery — 13.8 ppg

1940-41 (22-4)

Home: 13-1 • Away: 6-2 • Neutral: 3-1

SIAA Champion

Captain: Alec Downing

12/07	(1) vs. Southern Illinois.....	W, 44-33
12/13	Southeast Missouri	W, 42-23
12/20	(2) vs. Washington & Lee	W, 26-22
01/02	Ohio.....	W, 57-41
01/08	at Tennessee Tech.....	W, 42-16
01/11	Cumberland (Ky.).....	W, 52-25
01/13	Eastern Kentucky	W, 61-27
01/17	Louisville.....	W, 50-24
01/18	at Murray State	W, 38-34
01/20	at Indiana State	L, 26-30
01/22	Mississippi State.....	W, 63-47
01/24	at Evansville.....	W, 56-52
01/25	at Middle Tennessee.....	W, 60-33
02/01	at Eastern Kentucky.....	W, 59-40
02/04	Tennessee Tech.....	W, 51-31
02/08	Murray State.....	L, 34-38
02/12	Duquesne.....	L, 33-46
02/17	Indiana State	W, 30-22
02/20	Evansville.....	W, 60-43
02/22	at Xavier	W, 41-36
02/24	Middle Tennessee.....	W, 59-38
02/28	(3) vs. Berea.....	W, 53-33
03/01	(3) vs. Murray State.....	L, 32-41
03/06	(4) Delta State	W, 49-48
03/07	(4) Louisiana Normal	W, 67-46
03/08	(4) Murray State.....	W, 45-41

(1) *at Madisonville, Ky.*

(2) *at Louisville, Ky.*

(3) *KIAC Tournament; Richmond, Ky.*

(4) *SIAA Tournament; Bowling Green, Ky.*

Leading Scorer

Carlyle Towery — 17.0 ppg

1941-42 (29-5)

Home: 14-0 • Away: 7-3 • Neutral: 8-2

KIAC Champion / SIAA Champion

NIT — Runner-Up

Captain: Howard "Tip" Downing

12/06	Camp Shelby	W, 52-18
12/08	at Austin Peay	W, 42-34
12/13	Wichita.....	W, 36-9
12/15	(1) vs. Georgetown (Ky.).....	W, 48-38
12/18	at Southeast Missouri	W, 47-36

12/19	at Southern Illinois.....	W, 48-37
12/29	Washington & Lee	W, 52-24
01/03	(2) vs. Illinois Wesleyan	W, 60-41
01/05	(3) vs. Grate Lakes Trng	L, 37-64
01/07	Austin Peay	W, 46-34
01/10	Evansville.....	W, 69-48
01/17	Murray State	W, 29-27
01/21	Tennessee Tech.....	W, 32-31
01/23	at Morehead State.....	L, 49-56
01/31	Eastern Kentucky	W, 45-31
02/03	at Indiana State	W, 41-35
02/05	at Tennessee Tech.....	L, 34-45
02/07	at Murray State	L, 37-43
02/09	Morehead State.....	W, 64-31
02/11	at Louisville	W, 62-39
02/14	at Eastern Kentucky	W, 43-40
02/16	Indiana State	W, 53-48
02/19	at Evansville	W, 41-40
02/21	Union (Ky.).....	W, 59-50
02/26	(4) vs. Murray State.....	W, 46-44
02/27	(4) vs. Ky. Wesleyan.....	W, 49-41
02/28	(4) vs. Berea	W, 53-34
03/01	(4) vs. Union (Ky.).....	W, 43-41
03/06	(5) Tennessee Tech.....	W, 61-35
03/07	(5) Southwestern Louisiana	W, 49-43
03/08	(5) Delta State	W, 49-37
03/19	(6) vs. CCNY	W, 49-46
03/23	(6) vs. Creighton	W, 49-38
03/25	(6) vs. West Virginia	L, 45-47

(1) *at Madisonville, Ky.*

(2) *at Owensboro, Ky.*

(3) *at Jeffersonville, Ky.*

(4) *KIAC Tournament; Richmond, Ky.*

(5) *SIAA Tournament; Bowling Green, Ky.*

(6) *NIT; Madison Square Garden; New York, N.Y.*

Leading Scorer

Wallace "Buck" Sydnor — 10.4 ppg

1942-43 (24-3)

Home: 11-0 • Away: 10-2 • Neutral: 3-1

KIAC Champion

NIT

Captains: Dero Downing, Wallace "Buck" Sydnor

12/04	Western Carolina.....	W, 64-35
12/08	at Ft. Knox.....	W, 54-26
12/11	Southeast Missouri	W, 50-33
12/12	at Campbellsville	W, 55-15
12/12	at Lindsey Wilson	W, 74-15
12/18	at Southern Illinois.....	W, 57-30
01/06	Ft. Knox.....	W, 72-24
01/09	at Eastern Kentucky	W, 61-47
01/13	Ft. Knox, Co E.....	W, 86-30
01/15	at Tennessee Tech.....	W, 60-24
01/20	Murray State.....	W, 56-33
01/23	Eastern Kentucky	W, 62-38
01/31	at St. Bonaventure.....	W, 65-32
02/03	at CCNY	W, 69-49
02/06	at La Salle	W, 52-44
02/10	Campbellsville	W, 86-24
02/10	Berry Field	W, 79-23
02/13	at DePaul	L, 40-44

GENERAL

HILTOPPERS

2018-19 REVIEW

HISTORY

UNIVERSITY

OPPONENTS

02/15	at Evansville.....	W, 52-48
02/17	at Murray State.....	L, 28-41
02/20	Goldman Field.....	W, 69-19
02/23	Evansville.....	W, 62-39
02/26	(1) vs. Berea.....	W, 54-37
02/27	(1) vs. Murray State.....	W, 42-39
02/27	(1) vs. Morehead State.....	W, 46-35
03/22	(2) vs. Fordham.....	L, 58-60

(1) *KIAC Tournament; Richmond, Ky.*
 (2) *NIT; Madison Square Garden; New York, N.Y.*

Leading Scorer
 Don "Duck" Ray — 11.6 ppg

1943-44 (13-9)

Home: 9-1 • Away: 4-7 • Neutral: 0-1
 Captain: Jim Huter

11/27	at 508th Air Squadron.....	W, 50-25
12/01	at Nashville Air Center.....	W, 35-33
12/04	Ft. Knox Rep Tn.....	W, 51-41
12/11	Evansville.....	W, 37-31
12/16	at Nashville Air Center.....	L, 33-47
12/25	(1) vs. Brooklyn.....	L, 35-36
12/28	at Temple.....	L, 48-67
01/01	at Canisius.....	L, 50-54
01/08	Louisville.....	W, 54-34
01/11	718 Tank Battalion.....	W, 73-15
01/14	at Morehead State.....	L, 29-34
01/15	at Marshall.....	W, 39-36
01/19	Ft. Knox.....	W, 39-23
01/22	at Murray State.....	W, 36-35
01/26	Morehead State.....	W, 41-35
01/29	at Berea.....	L, 38-67
02/05	Murray State.....	W, 47-38
02/07	Louisville.....	L, 31-37
02/12	Berea.....	L, 44-57
02/17	Marshall.....	W, 61-48
02/19	at DePaul.....	L, 35-56
02/26	Tennessee Tech.....	W, 61-24

(1) *at Madison Square Garden; New York, N.Y.*

Leading Scorer
 Jim Huter — 10.3 ppg

1944-45 (17-10)

Home: 10-2 • Away: 6-6 • Neutral: 1-2

11/18	20th Ferrying Group.....	W, 47-25
11/25	Camp Atterbury.....	W, 38-19
12/02	at Smyrna Air Base.....	L, 37-52
12/09	Bowling Green State.....	L, 51-52
12/13	Southern Baptist Sem.....	W, 52-37
12/20	220 Army Eng.....	W, 37-28
12/25	(1) vs. Brooklyn.....	W, 2-0
12/27	at St. Joseph's (Pa.).....	W, 81-48
12/30	at Cornell.....	L, 53-64
01/01	at Canisius.....	W, 50-43
01/06	Tennessee Tech.....	W, 41-31
01/10	Louisville.....	W, 44-41
01/13	(2) vs. DePaul.....	L, 37-65
01/17	Murray State.....	W, 38-30
01/20	Berea.....	W, 57-33
01/23	at Tennessee Tech.....	W, 41-31
01/26	at Morehead State.....	L, 58-72

01/27	at Marshall.....	L, 41-68
02/01	Marshall.....	W, 67-45
02/03	at Evansville.....	L, 41-45
02/05	Eastern Kentucky.....	L, 36-44
02/07	Evansville.....	W, 48-36
02/10	at Murray State.....	W, 37-33
02/14	at Louisville.....	L, 41-66
02/17	at Eastern Kentucky.....	W, 48-42
02/20	Morehead State.....	W, 36-34
02/24	(3) vs. DePaul.....	L, 49-55

(1) *at Madison Square Garden; New York, N.Y. — forfeit*
 (2) *at Louisville, Ky.*
 (3) *at Chicago Stadium; Chicago, Ill.*

Leading Scorer
 Kenneth Sinkhorn — 9.8 ppg

1945-46 (15-19)

Home: 7-5 • Away: 6-12 • Neutral: 2-2

11/09	at Smyrna Air Base.....	W, 48-41
11/13	at 558th AAF Base.....	W, 52-51
11/17	Southern Baptist Sem.....	W, 53-35
11/19	10th Infantry.....	W, 53-36
11/23	(1) vs. Miami (Ohio).....	W, 31-25
11/24	(1) vs. Marshall.....	W, 51-45
11/24	(1) vs. Louisville.....	L, 45-51
11/29	at Ft. Knox.....	W, 64-53
11/30	Memphis Naval Air Ctr.....	L, 40-44
12/10	(2) vs. Southern Illinois.....	L, 48-53
12/14	at Marshall.....	L, 40-56
12/15	at Ohio.....	L, 42-65
12/17	at Wright Field.....	L, 80-84
12/18	at Miami (Ohio).....	W, 37-27
01/05	Evansville.....	L, 40-44
01/09	at Tennessee Tech.....	W, 60-31
01/12	DePaul.....	L, 43-81
01/15	Eastern Kentucky.....	L, 35-45
01/19	at Murray State.....	L, 27-55
01/21	at Vanderbilt.....	W, 42-29
01/23	Vanderbilt.....	W, 45-32
01/26	Morehead State.....	W, 62-40
01/28	Marshall.....	W, 61-49
01/30	Tennessee Tech.....	W, 60-27
02/02	at Louisville.....	L, 54-65
02/06	at Evansville.....	L, 42-53
02/09	Murray State.....	W, 66-41
02/13	Louisville.....	L, 54-65
02/16	at Eastern Kentucky.....	L, 44-46
02/18	at Morehead State.....	L, 49-53
02/21	(3) at Louisville.....	L, 43-50

(1) *Ohio Valley Tournament; Jeffersonville, Ind.*
 (2) *at Paducah, Ky.*
 (3) *KIAC Tournament; Louisville, Ky.*

Leading Scorers
 Chalmers Embry — 12.5 ppg | Maurice Hale — 10.2 ppg

1946-47 (25-4)

Home: 14-0 • Away: 6-3 • Neutral: 5-1

KIAC Champion / SIAA Champion

12/07	at Louisville.....	L, 52-60
12/09	(1) vs. Southern Illinois.....	W, 62-48
12/14	at Bowling Green State.....	L, 37-39

12/31	Nebraska.....	W, 74-56
01/02	Bowling Green State.....	W, 62-43
01/06	Brigham Young.....	W, 62-44
01/07	Brigham Young.....	W, 59-40
01/11	Louisville.....	W, 77-34
01/14	at Evansville.....	W, 63-47
01/15	Havana.....	W, 83-55
01/18	at Canisius.....	W, 52-50
01/21	(1) at St. John's (N.Y.).....	W, 61-54
01/23	(2) at Georgetown (D.C.).....	L, 46-57
01/25	at St. Joseph's (Pa.).....	W, 56-50
02/01	Murray State.....	W, 66-32
02/04	Morehead State.....	W, 69-41
02/05	Eastern Kentucky.....	W, 81-47
02/08	at Murray State.....	W, 54-47
02/11	Evansville.....	W, 58-23
02/14	at Morehead State.....	W, 50-37
02/15	at Eastern Kentucky.....	L, 46-49
03/01	Hawaii.....	W, 87-37
03/03	(3) vs. Centre.....	W, 63-23
03/04	(3) at Louisville.....	W, 76-52
03/05	(3) vs. Georgetown (Ky.).....	W, 56-38
03/05	(3) vs. Eastern Kentucky.....	W, 54-37
03/06	(4) Northwest Louisiana.....	W, 82-50
03/07	(4) Delta State.....	W, 62-47
03/08	(4) Miami (Fla.).....	W, 55-46

(1) at Madison Square Garden; New York, N.Y.

(2) at Uline Arena; Washington, D.C.

(3) K1AC Tournament; Louisville, Ky.

(4) S1AA Tournament, Bowling Green, Ky.

Leading Scorers

Odie Spears — 13.9 ppg | Don "Duck" Ray — 12.6 ppg

1947-48 (28-2)

Home: 11-0 • Away: 10-1 • Neutral: 7-1

K1AC Champion

NIT — 3rd place

12/02	Kentucky Wesleyan.....	W, 51-31
12/05	(1) vs. Canterbury.....	W, 82-34
12/10	at Evansville.....	W, 58-42
12/13	Morehead State.....	W, 78-40
12/15	at Ft. Knox.....	W, 101-68
12/27	(1) vs. Utah State.....	W, 80-49
12/29	at Bowling Green State.....	L, 64-75
01/02	Georgetown (DC).....	W, 58-37
01/05	Evansville.....	W, 67-44
01/10	Maryville.....	W, 77-37
01/14	at Louisville.....	W, 71-44
01/17	at Canisius.....	W, 74-52
01/20	(2) vs. Long Island.....	W, 62-47
01/24	at St. Joseph's (Pa.).....	W, 84-73
01/29	Arkansas State.....	W, 76-37
01/31	at Eastern Kentucky.....	W, 49-42
02/02	at Kentucky Wesleyan.....	W, 83-52
02/04	Bowling Green State.....	W, 66-52
02/07	at Murray State.....	W, 59-46
02/10	North Dakota.....	W, 62-47
02/14	Murray State.....	W, 76-65
02/17	Louisville.....	W, 77-55
02/19	at Morehead State.....	W, 43-40
02/21	Eastern Kentucky.....	W, 65-51
02/26	(3) vs. Berea.....	W, 87-51
02/27	(3) vs. Eastern Kentucky.....	W, 62-52

02/28	(3) at Louisville.....	W, 63-62
03/12	(4) vs. La Salle.....	W, 68-61
03/15	(4) vs. Saint Louis.....	L, 53-60
03/17	(4) vs. DePaul.....	W, 61-59

(1) at Armory; Louisville, Ky.
 (2) at Madison Square Garden; New York, N.Y.
 (3) K1AC Tournament; Louisville, Ky.
 (4) NIT; Madison Square Garden; New York, N.Y.

Leading Scorers

Odie Spears — 14.0 ppg | John Oldham — 11.2 ppg

1948-49 (25-4, 8-2 Ohio Valley Conference)

Home: 10-1 • Away: 10-2 • Neutral: 5-1

OVC Champion / OVC Tournament Champion

NIT

Final Poll: AP — 5th

12/06	Kentucky Wesleyan.....	W, 62-51
12/99	Emporia State.....	W, 61-34
12/11	Bowling Green State.....	W, 60-51
12/13	at Morehead State*.....	W, 66-51
12/15	at Eastern Kentucky*.....	W, 56-53
12/18	(1) vs. Washington & Lee.....	W, 89-43
12/27	at Canisius.....	W, 65-55
12/30	(2) vs. Long Island.....	W, 83-58
01/01	at St. Joseph's (Pa.).....	W, 86-69
01/08	Berea.....	W, 77-36
01/10	Louisville*.....	W, 56-44
01/13	at Evansville*.....	W, 72-66
01/18	(3) AP Poll — 3rd	
01/18	Memphis State.....	W, 78-51
01/21	at Miami (Fla.).....	W, 78-45
01/22	at Miami (Fla.).....	W, 63-47
01/25	AP Poll — 4th	
01/29	Eastern Kentucky*.....	L, 40-42
01/31	at Kentucky Wesleyan.....	W, 80-74
02/01	AP Poll — 6th	
02/02	at Louisville*.....	L, 64-70
02/05	Murray State*.....	W, 61-47
02/08	AP Poll — 6th	
02/08	Evansville*.....	W, 71-47
02/11	(4) vs. Baldwin-Wallace.....	W, 67-58
02/12	at #14 Bowling Green State.....	L, 58-72
02/14	at Murray State*.....	W, 73-54
02/15	AP Poll — 7th	
02/17	Morehead State*.....	W, 69-48
02/19	East Tennessee.....	W, 90-53
02/22	AP Poll — 7th	
02/24	(5) vs. Tennessee Tech.....	W, 73-42
02/26	(5) vs. Eastern Kentucky.....	W, 70-54
02/26	(5) at Louisville.....	W, 74-68
03/01	AP Poll — 6th	
03/08	AP Poll — 5th	
03/14	(6) vs. #7 Bradley.....	L, 86-95

(* Ohio Valley Conference game)

(1) at Armory; Louisville, Ky.

(2) at Madison Square Garden; New York, N.Y.

(3) First AP Poll in history

(4) at Cleveland (Ohio) Arena

(5) OVC Tournament; Louisville, Ky.

(6) NIT; Madison Square Garden; New York, N.Y.

Leading Scorers

Bob Lavoy — 12.8 ppg | John Oldham — 11.0 ppg

GENERAL

HILTOPPERS

2018-19 REVIEW

HISTORY

UNIVERSITY

OPPONENTS

1949-50 (25-6, 8-0 Ohio Valley Conference)

Home: 11-0 • Away: 9-3 • Neutral: 5-3

OVC Champion

NIT

Final Poll: AP — 8th

12/03	at Morehead State*	W, 58-47
12/05	Kentucky Wesleyan	W, 89-45
12/08	(1) vs. Bowling Green St.	W, 78-57
12/10	at Xavier	W, 59-57
12/13	Georgetown (Ky.)	W, 67-48
12/17	at Cincinnati	L, 54-55
12/26	at Canisius	W, 74-61
12/29	(2) vs. Long Island	L, 66-73
01/02	at La Salle	L, 69-80
01/07	Eastern Kentucky*	W, 86-61
01/09	Xavier	W, 63-51
01/10	AP Poll — 14th	
01/11	at Louisville	L, 59-70
01/14	at Murray State*	W, 58-52
01/16	#12 Cincinnati	W, 84-59
01/17	AP Poll — 17th	
01/18	at Evansville*	W, 73-69
01/21	at Eastern Kentucky*	W, 69-51
01/24	AP Poll — 17th	
01/27	at Miami (Fla.)	W, 66-61
01/28	at Miami (Fla.)	W, 78-61
01/30	at Tampa	W, 79-59
01/31	AP Poll — 14th	
02/03	#15 Louisville	W, 84-62
02/07	AP Poll — 11th	
02/07	Morehead State*	W, 77-65
02/09	(3) vs. Bowling Green St.	W, 103-87
02/11	Murray State*	W, 54-50
02/14	AP Poll — 9th	
02/15	Miami (Fla.)	W, 79-57
02/16	Miami (Fla.)	W, 83-47
02/18	Evansville*	W, 81-56
02/21	AP Poll — 9th	
02/24	(4) vs. Tennessee Tech	W, 79-60
02/25	(4) vs. Murray State	W, 58-54
02/25	(4) vs. Eastern Kentucky	L, 50-62
02/28	AP Poll — 7th	
03/07	AP Poll — 8th	
03/11	(5) vs. Niagara	W, 79-72
03/13	(5) at #9 St. John's (N.Y.)	L, 60-69

(*) *Ohio Valley Conference game*

- (1) at Armory; Louisville, Ky.
- (2) at Madison Square Garden; New York, N.Y.
- (3) at Cleveland (Ohio) Arena
- (4) OVC Tournament; Louisville, Ky.
- (5) NIT; Madison Square Garden; New York, N.Y.

Leading Scorers

Bob Lavoy — 21.7 ppg | Jack Turner — 11.2 ppg

1950-51 (19-10, 4-4 Ohio Valley Conference)

Home: 12-0 • Away: 3-6 • Neutral: 4-4

OVC — 4th

11/30	Southeastern Louisiana	W, 73-59
12/05	Georgetown (Ky.)	W, 93-44
12/09	at Cincinnati	L, 45-70
12/12	West Texas State	W, 74-46

12/14	Tampa	W, 103-70
12/16	High Point	W, 77-64
12/18	at Morehead State*	L, 63-70
12/26	at #16 La Salle	W, 73-63
12/28	(1) vs. #4 Long Island	L, 70-77
12/30	(2) vs. St. Bonaventure	L, 57-62
01/08	Xavier	W, 79-62
01/10	(3) vs. Evansville*	W, 75-63
01/13	Murray State*	W, 65-56
01/16	Miami (Fla.)	W, 89-47
01/18	at Evansville*	L, 46-77
01/20	(3) vs. Bowling Green St.	W, 69-68
01/26	at Miami (Fla.)	W, 68-64
01/27	at Tampa	W, 67-64
02/03	at Eastern Kentucky*	L, 70-84
02/08	#11 Cincinnati	W, 75-70
02/10	at Murray State*	L, 70-77
02/14	Kentucky Wesleyan	W, 86-62
02/17	Eastern Kentucky*	W, 84-80
02/19	Morehead State*	W, 95-73
02/24	(4) vs. Murray State	L, 77-78
02/24	(4) vs. Evansville	W, 72-71
02/28	at Xavier	L, 64-67
03/15	(5) vs. Bowling Green St.	W, 78-77
03/27	(6) at #11 Bradley	L, 71-75

(*) *Ohio Valley Conference game*

- (1) at Madison Square Garden; New York, N.Y.
- (2) at Memorial Auditorium; Buffalo, N.Y.
- (3) at Sportscenter; Owensboro, Ky.
- (4) OVC Tournament; Louisville, Ky.
- (5) at Toledo, Ohio
- (6) National Campus Tournament; Peoria, Ill.

Leading Scorers

Rip Gish — 16.3 ppg | Jack Turner — 13.5 ppg
Gene Rhodes — 11.0 ppg

Leading Rebounder

Rip Gish (6-5, Sr., F) — 15.5 rpg

1951-52 (26-5, 11-1 Ohio Valley Conference)

Home: 11-0 • Away: 10-2 • Neutral: 5-3

OVC Champion / OVC Tournament Champion

NIT

Final Poll: UPI — 16th

11/30	Southeastern Louisiana	W, 77-57
12/01	Tennessee Tech*	W, 89-62
12/06	at Evansville*	W, 69-56
12/08	Bowling Green State	W, 89-57
12/10	at Morehead State*	W, 65-54
12/15	at Cincinnati	W, 76-71
12/17	Central Missouri	W, 76-56
12/18	AP Poll — 16th	
12/19	(1) vs. Xavier	W, 92-82
12/26	AP Poll — 11th	
12/29	(2) vs. St. Bonaventure	L, 60-73
01/01	at # 13 La Salle	L, 58-67
01/03	(3) vs. #11 Seton Hall	L, 65-77
01/12	at Murray State*	W, 77-64
01/16	at Tennessee Tech*	W, 64-55
01/19	Eastern Kentucky*	W, 69-63
01/25	at Miami (Fla.)	W, 102-74
01/28	at Tampa	W, 82-77

01/30	CincinnatiW, 79-63
02/02	Marshall*W, 76-65
02/05	AP Poll — 20th	
02/05	at Morehead State*W, 80-72
02/07	TampaW, 79-70
02/09	at Eastern Kentucky*L, 62-73
02/12	at Marshall*W, 87-82
02/16	Murray State*W, 97-63
02/18	Evansville*W, 92-58
02/21	(4) vs. EvansvilleW, 83-63
02/22	(4) vs. MarshallW, 89-74
02/23	(4) vs. Murray StateW, 47-45
02/26	AP Poll — 18th	
02/27	at Kentucky WesleyanW, 94-68
03/03	at Bowling Green StateW, 82-75
03/08	(5) vs. # 17 LouisvilleW, 62-59
03/10	(5) vs. #15 St. BonaventureL, 69-70

(*) Ohio Valley Conference game

(1) at Armory; Louisville, Ky.

(2) at Memorial Auditorium; Buffalo, N.Y.

(3) at Madison Square Garden; New York, N.Y.

(4) OVC Tournament; Louisville, Ky.

(5) NIT; Madison Square Garden; New York, N.Y.

Leading Scorers

Tom Marshall — 19.0 ppg | Art Spoelstra — 15.6 ppg
 Richard White — 13.1 ppg | Dan King — 10.4 ppg
 Gene Rhodes — 10.4 ppg

1952-53 (25-6, 8-2 Ohio Valley Conference)

Home: 12-0 • Away: 8-3 • Neutral: 5-3

OVC — 2nd / OVC Tournament Champion

NIT

Final Polls: AP — 17th; UPI — 16th

11/29	at Kentucky WesleyanW, 76-62
12/02	at Middle Tennessee*W, 87-57
12/08	Morehead State*W, 56-33
12/13	at Morehead State*W, 79-66
12/16	AP Poll — 11th	
12/16	at CincinnatiW, 77-76
12/18	(1) vs. #4 Seton HallL, 74-77
12/20	at St. Joseph's (Pa.)W, 88-83
12/23	AP Poll — 10th	
12/29	(2) vs. # 20 IdahoL, 60-75
12/30	AP Poll — 10th	
12/30	(2) vs. #8 TulsaW, 79-70
12/31	(2) vs. Penn StateW, 91-78
01/03	(3) vs. # 15 St. BonaventureW, 94-63
01/06	AP Poll — 10th	
01/08	CincinnatiW, 84-76
01/10	Murray State*W, 62-57
01/13	AP Poll — 10th	
01/13	Tennessee Tech*W, 99-61
01/17	at Eastern Kentucky*L, 69-78
01/20	AP Poll — 12th	
01/22	at Miami (Fla.)W, 98-56
01/24	at Loyola (La.)W, 84-75
01/26	TampaW, 117-58
01/27	AP Poll — 9th	
01/31	TampaW, 104-56
02/02	Bowling Green StateW, 71-60
02/03	AP Poll — 8th	

02/04	DaytonW, 88-77
02/07	#15 Eastern Kentucky*W, 86-76
02/09	Loyola (La.)W, 92-67
02/10	AP Poll — 9th	
02/14	at Murray State*L, 67-77
02/17	AP Poll — 9th	
02/17	Middle Tennessee*W, 95-57
02/19	at Tennessee Tech*W, 74-61
02/21	Kentucky WesleyanW, 108-69
02/23	at Bowling Green StateL, 82-86
02/24	AP Poll — 8th	
02/27	(4) vs. Morehead StateW, 76-65
02/28	(4) vs. # 20 Eastern KentuckyW, 70-60
03/03	AP Poll — 9th	
03/10	AP Poll — 9th	
03/10	(5) #11 DuquesneL, 61-69
03/24	AP Poll — 17th	

(*) Ohio Valley Conference game

(1) at Madison Square Garden; New York, N.Y.

(2) at Louisville, Ky.

(3) at All-College Tournament; Oklahoma City

(4) OVC Tournament; Louisville, Ky.

(5) NIT; at Madison Square Garden; New York, N.Y.

Leading Scorers

Tom Marshall — 18.5 ppg | Art Spoelstra — 16.5 ppg
 Dan King — 13.8 ppg | Richard White — 12.1 ppg

1953-54 (29-3, 9-1 Ohio Valley Conference)

Home: 12-0 • Away: 9-1 • Neutral: 8-2

OVC Champion / OVC Tournament Champion

NIT — 4th place

Final Polls: AP — 8th; UPI — 6th

11/25	at BelmontW, 108-75
11/28	at Kentucky WesleyanW, 86-74
12/04	Gustavus AdolphusW, 90-73
12/05	Southeastern LouisianaW, 84-60
12/08	AP Poll — 11th	
12/08	at Middle Tennessee*W, 88-80
12/12	Morehead State*W, 98-77
12/15	AP Poll — 10th	
12/15	at CincinnatiW, 74-71
12/17	(1) vs. St. Francis (N.Y.)W, 78-55
12/19	(2) vs. St. BonaventureW, 82-76
12/22	AP Poll — 6th	
12/28	(3) vs. HoustonW, 91-61
12/29	AP Poll — 7th	
12/29	(3) vs. Eastern KentuckyW, 81-78
12/30	(3) at LouisvilleW, 89-71
01/05	AP Poll — 5th	
01/05	Middle Tennessee*W, 98-67
01/09	at Murray State*W, 57-43
01/12	AP Poll — 5th	
01/13	at #17 DaytonW, 79-75 (3ot)
01/16	Eastern Kentucky*W, 122-78
01/19	AP Poll — 4th	
01/20	at Tennessee Tech*W, 62-51
01/23	Memphis StateW, 63-53
01/26	AP Poll — 4th	
01/29	RegisW, 87-72
02/01	(4) vs. Bowling Green St.W, 94-82
02/02	AP Poll — 4th	

GENERAL

HILTOPPERS

2018-19 REVIEW

HISTORY

UNIVERSITY

OPPONENTS

02/04	Stetson	W, 81-63
02/06	at Eastern Kentucky*	L, 54-63
02/08	at Morehead State*	W, 88-75
02/09	AP Poll — 5th	
02/13	Murray State*	W, 104-68
02/15	Kentucky Wesleyan	W, 81-65
02/16	AP Poll — 4th	
02/20	Tennessee Tech*	W, 108-63
02/22	Cincinnati	W, 92-77
02/23	AP Poll — 4th	
02/25	(5) vs. Morehead State	W, 97-79
02/26	(5) vs. Eastern Kentucky	W, 85-69
03/02	AP Poll — 3rd	
03/08	(6) vs. Bowling Green St.	W, 95-81
03/09	AP Poll — 4th	
03/11	(6) vs. #6 Holy Cross	L, 69-75
03/13	(6) vs. Niagara	L, 65-71

() Ohio Valley Conference game*
(1) at Madison Square Garden; New York, N.Y.
(2) at Buffalo, N.Y.
(3) KIT; Louisville, Ky.
(4) at Louisville, Ky.
(5) OVC Tournament; Louisville, Ky.
(6) NIT; Madison Square Garden; New York, N.Y.

Leading Scorers

Tom Marshall — 25.9 ppg | Art Spoelstra — 17.1 ppg
 Jack Turner — 12.7 ppg | Forest Able — 11.0 ppg

Leading Rebounders

Tom Marshall — 14.9 ppg | Art Spoelstra — 12.9 ppg

1954-55 (18-10, 8-2 Ohio Valley Conference)

Home: 11-2 • Away: 5-5 • Neutral: 2-3

OVC Champion

12/02	Gustavus Adolphus	W, 90-78
12/04	at Morehead State*	L, 79-89
12/07	AP Poll — 20th	
12/09	(1) vs. Seton Hall	L, 85-98
12/11	at LeMoyné	L, 75-77
12/14	Cincinnati	W, 85-75
12/16	Colorado State	W, 75-67
12/23	Pacific	W, 86-65
12/27	(2) vs. Eastern Kentucky*	L, 81-84
12/28	(2) vs. Murray State*	W, 98-89
12/30	Brigham Young	W, 89-78
01/06	Middle Tennessee*	W, 83-71
01/08	at Murray State*	W, 71-70
01/10	Xavier	L, 80-82 (2ot)
01/12	at Middle Tennessee*	L, 77-84
01/15	at Eastern Kentucky*	W, 84-78
01/19	at #18 Dayton	L, 73-91
01/24	Tennessee Tech*	W, 81-73
01/28	at Bowling Green State	W, 89-69
01/29	at Cincinnati	L, 91-101
02/01	#15 Dayton	L, 67-73
02/05	Eastern Kentucky*	W, 98-76
02/09	at Tennessee Tech*	W, 80-68
02/12	Murray State*	W, 85-80
02/16	Oklahoma City	W, 71-59
02/18	at Xavier	W, 75-72
02/19	Morehead State*	W, 96-75
02/24	(3) vs. Tennessee Tech	W, 80-65

02/25	(3) vs. Murray State	L, 72-77
-------	----------------------------	----------

() Ohio Valley Conference game*
(1) at Madison Square Garden; New York, N.Y.
(2) KIT; Louisville, Ky.
(3) OVC Tournament; Louisville, Ky.

Leading Scorers

Ralph Crosthwaite — 16.8 ppg | Lynn Cole — 16.7 ppg
 Forest Able — 14.2 ppg | Jerry Whitsell — 13.3 ppg

Leading Rebounder

Ralph Crosthwaite (6-9, Fr., C) — 10.9 rpg

1955-56 (16-12, 7-3 Ohio Valley Conference)

Home: 10-1 • Away: 4-7 • Neutral: 2-4

OVC Co-Champion

12/01	Gustavus Adolphus	W, 89-62
12/03	(1) vs. Alabama	L, 85-90
12/08	(2) vs. Seton Hall	L, 85-87
12/10	at Cincinnati	L, 54-83
12/15	at Tulsa	L, 56-67
12/17	at #20 Oklahoma City	L, 87-92
12/27	(3) vs. Ohio	W, 76-60
12/28	(3) at #11 Louisville	W, 86-77
12/29	(3) vs. Murray State*	L, 69-74
01/05	at Xavier	W, 73-72
01/07	Murray State*	W, 88-77
01/10	at #17 Memphis State	L, 64-80
01/12	Midwestern	W, 66-65
01/14	at Eastern Kentucky*	W, 73-67
01/18	Kentucky Wesleyan	L, 66-70
01/21	Morehead State*	W, 86-80
01/28	at Tennessee Tech*	L, 79-101
01/31	at Middle Tennessee*	W, 86-78
02/04	Bowling Green State	W, 70-57
02/06	Eastern Kentucky*	W, 93-92 (ot)
02/11	at Murray State*	L, 70-74
02/16	Xavier	W, 74-65
02/21	Cincinnati	W, 85-74
02/25	at Morehead State*	L, 72-73
02/28	Tennessee Tech*	W, 86-75
03/03	Middle Tennessee*	W, 100-85
03/07	(4) vs. Tennessee Tech	W, 84-80
03/08	(4) vs. Morehead State	L, 80-84

() Ohio Valley Conference game*
(1) at Louisville, Ky.
(2) at Madison Square Garden; New York, N.Y.
(3) KIT; Louisville, Ky.
(4) OVC Playoff; Louisville, Ky.

Leading Scorers

Forest Able — 18.1 ppg | Owen Lawson — 16.7 ppg
 Bob Daniels — 11.6 ppg | Eric Back — 11.6 ppg

Leading Rebounder

Bob Daniels (6-6, Jr., F-C) — 14.9 rpg

1956-57 (17-9, 9-1 Ohio Valley Conference)

Home: 7-3 • Away: 7-4 • Neutral: 3-2

OVC Champion

12/03	Gustavus Adolphus	W, 94-55
12/08	at Kentucky Wesleyan	W, 90-72
12/10	New Mexico A&M	W, 95-74
12/11	AP Poll — 12th	
12/13	(1) vs. Seton Hall	L, 69-78

12/18	AP Poll — 20th	
12/19	(2) vs. #2 San Francisco	W, 61-57
12/26	AP Poll — 15th	
12/27	(3) vs. La Salle	W, 89-76
12/28	(3) vs. Pittsburgh	L, 81-85
12/29	(3) vs. Stanford	W, 76-66
01/02	AP Poll — 14th	
01/03	at Xavier	L, 79-87
01/05	at Murray State*	W, 90-78
01/07	# 11 Oklahoma City	L, 78-85
01/08	AP Poll — 18th	
01/12	Eastern Kentucky*	W, 91-71
01/15	AP Poll — 20th	
01/15	Tennessee Tech*	W, 88-74
01/22	AP Poll — 20th	
01/26	at DePaul	W, 80-76 (ot)
01/30	at Middle Tennessee*	W, 79-72
02/02	at Eastern Kentucky*	W, 75-70
02/05	at # 16 Memphis State	L, 84-86
02/09	Murray State*	W, 60-58
02/11	at # 13 Oklahoma City	L, 67-96
02/13	at Wichita	W, 82-76
02/16	Morehead State*	W, 97-81
02/20	at Morehead State*	L, 81-87
02/23	#20 Memphis State	L, 82-98
02/25	at Tennessee Tech*	W, 96-85
02/27	Xavier	L, 71-77
03/02	Middle Tennessee*	W, 86-82

(* Ohio Valley Conference game)

(1) at Madison Square Garden; New York, N.Y.

(2) at Louisville, Ky. (Freedom Hall Dedication)

(3) Orange Bowl Tournament; Miami, Fla.

Leading Scorers

Ralph Crosthwaite — 20.3 ppg | Owen Lawson — 15.5 ppg
Bill Case — 13.2 ppg | Eric Back — 11.3 ppg

Bob Daniels — 10.9 ppg

Leading Rebounders

Ralph Crosthwaite — 11.9 rpg | Bob Daniels — 11.7 rpg

1957-58 (14-11, 5-5 Ohio Valley Conference)

Home: 9-3 • Away: 3-6 • Neutral: 2-2

OVC — 3rd

12/07	at Evansville	L, 98-105 (ot)
12/10	East Tennessee	W, 85-60
12/14	Morehead State*	W, 101-70
12/16	Hardin-Simmons	W, 92-60
12/19	(1) vs. Seton Hall	W, 101-75
12/24	AP Poll — 16th	
12/26	(2) vs. Niagara	L, 74-77 (ot)
12/27	(2) vs. Denver	L, 63-84
12/28	(2) vs. Tulane	W, 78-72
01/04	Murray State*	L, 55-57
01/08	Oklahoma City	W, 70-56
01/11	at Eastern Kentucky*	W, 89-80
01/18	at Tennessee Tech*	L, 75-84 (ot)
01/20	at Xavier	L, 76-102
01/23	Middle Tennessee*	W, 69-67
01/25	Bowling Green State	W, 83-65
01/31	at Oklahoma City	L, 59-67
02/01	at Wichita	W, 96-85
02/04	DePaul	W, 77-62
02/08	at Murray State*	W, 70-64

02/11	Tennessee Tech*	L, 73-85
02/14	at Morehead State*	L, 60-75
02/18	at Middle Tennessee*	L, 75-81
02/22	Eastern Kentucky*	W, 100-70
02/24	Evansville	W, 100-80
02/26	Xavier	L, 91-100

(* Ohio Valley Conference game)

(1) at Madison Square Garden; New York, N.Y.

(2) All-College Tournament; Oklahoma City, Okla.

Leading Scorers

Ralph Crosthwaite — 22.8 ppg | Bill Case — 15.0 ppg
Owen Lawson — 14.6 ppg | Eric Back — 12.1 ppg

Leading Rebounder

Ralph Crosthwaite (6-9, Jr., C) — 15.3 rpg

1958-59 (16-10, 8-4 Ohio Valley Conference)

Home: 10-1 • Away: 5-7 • Neutral: 1-2

OVC — 2nd

12/06	New Mexico A&M	W, 79-60
12/08	Mississippi Southern	W, 80-56
12/13	at Morehead State*	L, 78-86
12/18	(1) vs. Seton Hall	L, 67-73
12/20	at La Salle	L, 76-84
01/03	Eastern Kentucky*	W, 76-73
01/05	Tennessee Tech*	L, 73-81
01/10	at Bowling Green State	L, 61-76
01/12	at East Tennessee*	W, 86-84
01/17	Murray State*	W, 87-77 (2ot)
01/19	at Middle Tennessee*	W, 89-65
01/24	(2) vs. #10 West Virginia	L, 72-74
01/16	La Salle	W, 96-74
01/30	at Tampa	L, 83-64
01/31	at Miami (Fla.)	W, 95-109
02/06	at DePaul	L, 70-80
02/07	(2) vs. Army	W, 94-73
02/10	at Tennessee Tech*	L, 74-83
02/12	Tampa	W, 89-57
02/14	Morehead State*	W, 88-74
02/16	Xavier	W, 94-67
02/18	at Eastern Kentucky*	L, 70-72
02/21	at Murray State*	W, 75-62
02/23	at Xavier	W, 82-73
02/28	Middle Tennessee*	W, 110-85
03/03	East Tennessee*	W, 84-64

(* Ohio Valley Conference game)

(1) at Madison Square Garden; New York, N.Y.

(2) at Freedom Hall; Louisville, Ky.

Leading Scorers

Ralph Crosthwaite — 20.8 ppg | Charlie Osborne — 14.1 ppg
Al Ellison — 12.5 ppg | Don Parsons — 11.6 ppg

Leading Rebounder

Ralph Crosthwaite (6-9, Sr., C) — 12.8 rpg

1959-60 (21-7, 10-2 Ohio Valley Conference)

Home: 11-1 • Away: 6-5 • Neutral: 4-1

OVC Champion

NCAA Tournament (Sweet 16)

12/03	Union (Tenn.)	W, 123-71
12/05	Northwest Louisiana	W, 89-60
12/10	(1) vs. Seton Hall	W, 78-69
12/12	at Illinois	L, 80-93

GENERAL

HILITOPPERS

2018-19 REVIEW

HISTORY

UNIVERSITY

OPPONENTS

12/15	Morehead State*	W, 70-68
12/19	at East Tennessee*	W, 103-77
12/29	(2) vs. Mississippi State	W, 61-50
12/30	(2) at Tulane	W, 71-67
01/05	AP Poll — 18th	
01/06	DePaul	W, 86-65
01/09	at Eastern Kentucky*	L, 73-80
01/12	Tennessee Tech*	W, 71-67
01/16	at Murray State*	L, 72-87
01/20	at Xavier	L, 66-76
01/23	Bowling Green State	W, 85-61
01/28	at Marshall	L, 97-100 (ot)
01/30	at La Salle	W, 76-70
02/06	at Middle Tennessee*	W, 109-89
02/10	Xavier	L, 73-82
02/13	at Morehead State*	W, 85-72
02/16	Eastern Kentucky*	W, 38-20
02/20	Murray State*	W, 65-57
02/23	at Tennessee Tech*	W, 109-80
02/27	Middle Tennessee*	W, 109-80
02/29	Kent State	W, 69-60
03/02	East Tennessee*	W, 83-69
03/08	(3) vs. Miami (Fla.)	W, 107-84
03/11	(4) vs. #3 Ohio State	L, 79-98
03/12	(4) vs. Ohio	W, 97-87

(* Ohio Valley Conference game)

(1) at Madison Square Garden; New York, N.Y.

(2) Sugar Bowl Tournament; New Orleans, La.

(3) NCAA Tournament; Lexington, Ky.

(4) NCAA Tournament; Louisville, Ky.

Leading Scorers

Charlie Osborne — 17.8 ppg | Bobby Rascoe — 16.8 ppg

Al Ellison — 14.0 ppg | Harry Todd — 12.8 ppg

Don Parsons (6-1, Sr., G) — 10.5 ppg

Leading Rebounders

Harry Todd — 10.6 rpg | Charlie Osborne — 10.0 rpg

1960-61 (18-8, 9-3 Ohio Valley Conference)

Home: 12-0 • Away: 5-6 • Neutral: 1-2

OVC Co-Champion

12/01	at Middle Tennessee*	W, 70-67
12/03	Abilene Christian	W, 59-54
12/06	Lamar	W, 74-71
12/09	East Tennessee*	W, 77-65
12/12	(1) vs. Utah State	W, 86-72
12/13	(1) at #9 Louisville	L, 71-86
12/15	Morehead State*	W, 83-77
12/29	(2) vs. #19 Memphis State	L, 74-95
12/30	(2) at Tulane	W, 81-60
01/07	Eastern Kentucky*	W, 88-76
01/10	at Tennessee Tech*	W, 82-78
01/14	Murray State*	W, 79-77
01/17	Tennessee Tech*	W, 88-75
01/20	at Xavier	L, 77-80
01/21	at Bowling Green State	L, 62-74
01/31	La Salle	W, 73-69
02/04	DePaul	W, 71-65
02/06	Marshall	W, 100-77
02/08	Xavier	W, 68-61
02/13	at Eastern Kentucky*	L, 72-81
02/18	at Murray State*	L, 87-95

02/21	at Morehead State*	L, 94-100
02/24	at East Tennessee*	W, 88-82
02/27	Middle Tennessee*	W, 84-73
03/01	at Louisville	W, 96-80
03/08	(3) vs. Morehead State	L, 72-80 (ot)

(* Ohio Valley Conference game)

(1) Bluegrass Tournament; Louisville, Ky.

(2) Sugar Bowl Tournament; New Orleans, La.

(3) OVC Playoff; Louisville, Ky.

Leading Scorers

Bobby Rascoe — 20.1 ppg | Charlie Osborne — 19.0 ppg

Bobby Jackson — 13.0 ppg | Harry Todd — 11.2 ppg

Leading Rebounders

Harry Todd — 11.6 rpg | Charlie Osborne — 10.7 rpg

1961-62 (17-10, 11-1 Ohio Valley Conference)

Home: 10-0 • Away: 6-6 • Neutral: 1-4

OVC Champion

NCAA Tournament (Sweet 16)

12/09	at Kent State	W, 88-81
12/12	Northwest Louisiana	W, 93-66
12/15	(1) vs. St. Bonaventure	L, 65-66
12/16	(1) vs. Texas	L, 68-78
12/19	Southeast Louisiana	W, 86-62
12/29	at Marshall	L, 84-89
12/30	at Xavier	L, 83-95
01/06	(2) New Mexico State	W, 71-67
01/09	Tennessee Tech*	W, 93-61
01/13	at Murray State*	W, 72-61
01/18	at Morehead State*	W, 80-79
01/20	Middle Tennessee*	W, 89-69
01/27	at Eastern Kentucky*	W, 96-62
01/30	at Tennessee Tech*	L, 72-79
02/03	at DePaul	L, 78-86
02/06	at East Tennessee*	W, 89-84
02/13	at Middle Tennessee*	W, 87-81
02/17	Murray State*	W, 96-77
02/19	Morehead State*	W, 77-51
02/21	Xavier	W, 88-83
02/24	Eastern Kentucky*	W, 88-74
02/26	East Tennessee*	W, 77-66
03/02	at La Salle	L, 84-88
03/07	at Louisville	L, 71-88
03/12	(3) vs. Detroit	W, 90-81
03/16	(4) vs. #1 Ohio State	L, 73-93
03/17	(4) vs. Butler	L, 86-87

(* Ohio Valley Conference game)

(1) Bluegrass Tournament; Louisville, Ky.

(2) E.A. Diddle's 1,000th game as basketball coach at Western, making him the first coach in history to reach that total at one school.

(3) NCAA Tournament; Lexington, Ky.

(4) NCAA Tournament; Iowa City, Iowa

Leading Scorers

Bobby Rascoe — 25.17 ppg | Darel Carrier — 13.7 ppg

Bobby Jackson — 13.3 ppg | Jim Dunn — 12.3 ppg

Harry Todd — 11.8 ppg

Leading Rebounder

Harry Todd — 12.5 rpg

1962-63 (5-16, 3-9 Ohio Valley Conference)

Home: 4-6 • Away: 1-10

OVC — 7th

12/01	at David Lipscomb	L, 68-75
12/04	Texas Wesleyan	W, 101-66
12/07	Southwestern Louisiana	W, 79-66
12/10	at Middle Tennessee*	L, 82-86
12/15	Bowling Green State	L, 58-83
01/02	at Vanderbilt	L, 69-71
01/05	Eastern Kentucky*	L, 69-79
01/08	at Tennessee Tech*	L, 60-76
01/12	Murray State*	L, 70-73
01/14	Southern Illinois	L, 79-88
01/16	at Morehead State*	L, 71-87
01/30	at Louisville	L, 66-81
02/02	Tennessee Tech*	W, 107-83
02/05	Morehead State*	L, 71-81
02/09	at East Tennessee*	L, 77-82
02/12	Middle Tennessee*	W, 79-71
02/16	at Murray State*	L, 74-87
02/19	at Southern Illinois	L, 73-95
02/23	at Eastern Kentucky*	W, 94-77
02/26	(1) East Tennessee*	L, 79-80
03/02	at DePaul	L, 86-88

(* Ohio Valley Conference game)

(1) Last game in P.E. Building ("Big Red Barn")

Leading Scorers

Darel Carrier — 19.2 ppg | Bobby Jackson — 18.5 ppg

Jim Dunn — 13.1 ppg

Leading Rebounder

Bobby Jackson — 9.4 rpg

1963-64 (5-16, 3-11 Ohio Valley Conference)

Home: 5-7 • Away: 0-7 • Neutral: 0-2

OVC — 8th

12/07	(1) Vanderbilt	L, 60-82
12/14	Middle Tennessee*	W, 90-54
12/17	West Texas State	L, 83-84
12/27	(2) vs. South Carolina	L, 60-75
12/28	(2) vs. Memphis State	L, 83-88
01/04	DePaul	L, 82-99
01/06	at Eastern Kentucky*	L, 65-70
01/14	Tennessee Tech*	L, 83-89
01/18	at Murray State*	L, 77-86
01/23	Morehead State*	W, 80-74
02/05	Austin Peay*	L, 69-73
02/07	at Tennessee Tech*	L, 83-92 (ot)
02/08	Tampa	W, 126-79
02/11	at Morehead State*	L, 95-102 (ot)
02/15	East Tennessee*	W, 79-68
02/18	at Middle Tennessee*	L, 84-93
02/22	Murray State*	L, 77-85
02/25	La Salle	W, 107-95
02/27	at Austin Peay*	L, 75-76
02/29	Eastern Kentucky*	L, 69-90
03/03	at East Tennessee*	L, 99-102

(* Ohio Valley Conference game)

(1) First game in E.A. Diddle Arena

(2) Vanderbilt Invitational; Nashville, Tenn.

Leading Scorers

Darel Carrier — 26.0 ppg | Ray Keeton — 13.5 ppg

Bane Sarrett — 11.3 ppg | Ray Rhorer — 10.5 ppg

Leading Rebounder

Ray Keeton — 12.6 rpg



John Oldham

1965-71 (Seven Seasons)

142-40 (.780)

1964-65 (18-9, 10-4 Ohio Valley Conference)

Home: 10-2 • Away: 5-5 • Neutral: 3-2

OVC — 2nd

NIT

12/01	Belmont	L, 50-52
12/05	at Bowling Green State	W, 90-77
12/08	at Vanderbilt	L, 79-94
12/12	Chattanooga	W, 94-78
12/15	Carson-Newman	W, 73-54
12/17	Texas Wesleyan	W, 118-87
12/21	(1) vs. Middle Tennessee	W, 100-65
12/22	(1) vs. Eastern Kentucky	W, 82-73
12/23	(1) vs. Murray State	L, 68-77
01/05	Murray State*	W, 71-70 (ot)
01/09	at Tennessee Tech*	W, 87-78
01/11	at East Tennessee*	W, 70-69
01/16	Eastern Kentucky*	L, 70-95
01/18	Morehead State*	W, 93-65
01/23	Union (Tenn.)	W, 94-69
01/30	Middle Tennessee*	W, 134-84
02/01	at Austin Peay*	W, 78-74
02/06	East Tennessee*	W, 96-79
02/08	Tennessee Tech*	W, 92-83
02/13	at Morehead State*	L, 55-66
02/15	at Eastern Kentucky*	L, 69-80
02/18	at Middle Tennessee*	W, 94-83
02/20	at La Salle	L, 77-91
02/22	Austin Peay*	W, 116-77
02/27	at Murray State*	L, 91-103
03/13	(2) vs. Fordham	W, 57-53
03/16	(2) vs. Army	L, 54-58

(* Ohio Valley Conference game)

(1) OVC Tournament; Louisville, Ky.

(2) NIT; Madison Square Garden; New York, N.Y.

Leading Scorers

Clem Haskins — 23.4 ppg | Steve Cunningham — 13.9 ppg

Dwight Smith — 13.1 ppg | Ray Rhorer — 12.8 ppg

Leading Rebounders

Dwight Smith — 13.1 rpg | Clem Haskins — 10.9 rpg

1965-66 (25-3, 14-0 Ohio Valley Conference)

Home: 12-0 • Away: 7-2 • Neutral: 6-1

OVC Champion / OVC Tournament Champion

NCAA Tournament (Sweet 16)

Final Poll: AP — 10th

12/02	Parsons	W, 98-77
12/04	La Salle	W, 93-67
12/06	Campbellsville	W, 101-59
12/11	Memphis State	W, 100-61
12/14	Abilene Christian	W, 84-59

GENERAL

HILTOPPERS

2018-19 REVIEW

HISTORY

UNIVERSITY

OPPONENTS

12/17	(1) vs. Southern Methodist.....	W, 82-68
12/18	(1) at Vanderbilt.....	L, 69-72
12/20	(2) vs. Morehead State.....	W, 80-55
12/21	(2) vs. Tennessee Tech.....	W, 78-63
12/21	(2) vs. Eastern Kentucky.....	W, 83-67
01/08	at Tennessee Tech*.....	W, 120-92
01/10	East Tennessee*.....	W, 85-69
01/15	at Eastern Kentucky*.....	W, 107-88
01/17	at Morehead State*.....	W, 45-35
01/22	at Dayton.....	L, 57-77
01/31	at Middle Tennessee*.....	W, 93-56
02/05	at Murray State*.....	W, 101-84
02/07	at Austin Peay*.....	W, 94-67
02/12	at East Tennessee*.....	W, 96-79
02/14	Tennessee Tech*.....	W, 85-72
02/19	Morehead State*.....	W, 73-58
02/21	Eastern Kentucky*.....	W, 72-67
02/26	Murray State*.....	W, 71-59
02/28	Middle Tennessee*.....	W, 81-47
03/03	Austin Peay*.....	W, 76-63
03/07	(3) vs. Loyola (Ill.).....	W, 105-86
03/08	AP Poll — 10th	
03/11	(4) vs. Michigan.....	L, 79-80
03/12	(4) vs. Dayton.....	W, 82-68

(* Ohio Valley Conference game)

(1) Vanderbilt Invitational; Nashville, Tenn.

(2) OVC Tournament; Louisville, Ky.

(3) NCAA Tournament; Kent, Ohio

(4) NCAA Tournament; Iowa City, Iowa

Leading Scorers

Clem Haskins — 20.4 ppg | Dwight Smith — 16.1 ppg
Steve Cunningham — 15.1 ppg | Wayne Chapman — 13.3 ppg

Leading Rebounders

Greg Smith — 10.3 rpg | Clem Haskins — 10.0 rpg

1966-67 (23-3, 13-1 Ohio Valley Conference)

Home: 9-1 • Away: 10-1 • Neutral: 4-1

OVC Champion / OVC Tournament Champion

NCAA Tournament

Final Polls: AP — 6th; UPI — 7th

Preseason AP Poll — 8th

12/01	Vanderbilt.....	L, 70-76
12/03	at Memphis State.....	W, 52-44
12/10	Tampa.....	W, 123-57
12/15	Pan American.....	W, 78-64
12/17	at Butler.....	W, 81-68
12/19	(1) vs. Murray State.....	W, 94-83
12/20	(1) vs. Morehead State.....	W, 80-77 (ot)
12/20	(1) vs. East Tennessee.....	W, 72-59
12/27	(2) vs. Holy Cross.....	W, 90-84
12/28	(2) at Miami (Fla.).....	W, 94-89
01/07	at Tennessee Tech*.....	W, 91-80
01/09	at East Tennessee*.....	W, 63-61
01/14	Eastern Kentucky*.....	W, 116-71
01/16	Morehead State*.....	W, 100-69
01/21	at La Salle.....	W, 95-86
01/24	AP Poll — 8th	
01/30	at Austin Peay*.....	W, 101-59
01/31	AP Poll — 8th	
02/04	at Middle Tennessee*.....	W, 95-62
02/06	Murray State*.....	W, 88-79 (ot)

02/07	AP Poll — 6th	
02/11	East Tennessee*.....	W, 65-56
02/13	Tennessee Tech*.....	W, 80-71
02/14	AP Poll — 5th	
02/18	at Morehead State*.....	W, 86-65
02/20	at Eastern Kentucky*.....	W, 71-62
02/21	AP Poll — 3rd	
02/25	at Murray State*.....	L, 69-75
02/27	Austin Peay*.....	W, 116-76
02/28	AP Poll — 6th	
03/04	Middle Tennessee*.....	W, 55-46
03/11	(3) vs. Dayton.....	L, 67-69 (ot)

(* Ohio Valley Conference game)
(1) OVC Tournament; Louisville, Ky.
(2) Hurricane Classic; Miami Beach, Fla.
(3) NCAA Tournament; Lexington, Ky.

Leading Scorers

Clem Haskins — 22.6 ppg | Wayne Chapman — 15.4 ppg
Dwight Smith — 14.7 ppg | Butch Kaufman — 12.3 ppg
Greg Smith — 10.9 ppg

Leading Rebounders

Dwight Smith — 11.9 rpg | Clem Haskins — 11.2 rpg
Greg Smith — 10.9 rpg

1967-68 (18-7, 9-5 Ohio Valley Conference)

Home: 11-1 • Away: 3-4 • Neutral: 4-2

OVC — 3rd

12/01	(1) vs. Middle Tennessee.....	W, 91-76
12/02	(1) vs. Murray State.....	L, 75-83
12/06	Louisiana College.....	W, 80-50
12/09	St. Francis (Pa.).....	W, 95-73
12/12	Butler.....	W, 76-58
12/15	(2) at San Francisco.....	W, 90-70
12/16	(2) vs. Santa Clara.....	L, 68-75
12/28	(3) vs. #3 Indiana.....	W, 110-91
12/29	(3) vs. California.....	W, 96-85
01/06	Tennessee Tech*.....	W, 78-72
01/08	East Tennessee*.....	L, 59-63
01/13	at Eastern Kentucky*.....	L, 69-99
01/15	at Morehead State*.....	L, 72-88
01/17	Dayton.....	W, 75-74 (ot)
01/20	La Salle.....	W, 84-79
01/29	at Austin Peay*.....	W, 84-70
02/03	at Middle Tennessee*.....	L, 83-84
02/05	Murray State*.....	W, 79-78
02/10	at East Tennessee*.....	L, 71-73
02/12	at Tennessee Tech*.....	W, 75-74
02/17	Morehead State*.....	W, 80-76
02/19	Eastern Kentucky*.....	W, 79-76
02/24	at Murray State*.....	W, 86-83
02/26	Austin Peay*.....	W, 76-67
03/02	Middle Tennessee*.....	W, 94-71

(* Ohio Valley Conference game)

(1) OVC Tournament; Nashville, Tenn.

(2) Cable Car Classic; San Francisco, Calif.

(3) All-Sports Classic; Dallas, Texas

Leading Scorers

Wayne Chapman — 20.8 ppg | Rich Hendrick — 16.3 ppg
Butch Kaufman — 14.2 ppg | Greg Smith — 13.0 ppg

Leading Rebounder

Greg Smith — 14.5 rpg

1968-69 (16-10, 9-5 Ohio Valley Conference)

Home: 12-0 • Away: 3-7 • Neutral: 1-3

OVC — 3rd

Captains: Rich Hendrick, Jim McDaniels

Preseason AP Poll — 16th

11/30	Louisiana CollegeW, 87-71
12/02	SE LouisianaW, 101-62
12/03	AP Poll — 17th	
12/05	Union (Tenn.)W, 89-54
12/07	Southern MethodistW, 92-79
12/09	St. Francis (Pa.)W, 70-68
12/10	AP Poll — 15th	
12/12	(1) vs. ToledoL, 65-88
12/14	(2) vs. Michigan StateW, 67-63
12/16	Austin Peay*W, 75-73
12/17	AP Poll — 18th	
12/18	at ButlerL, 65-67
12/30	(3) vs. DukeL, 72-73
12/31	(3) vs. HoustonL, 66-87
01/04	at East Tennessee*W, 95-76
01/06	at Tennessee Tech*L, 80-86
01/11	Eastern Kentucky*W, 73-60
01/13	Morehead State*W, 87-86 (ot)
01/18	at #11 La SalleL, 81-88
01/20	at DaytonW, 70-65
02/01	Middle Tennessee*W, 85-79
02/03	Murray State*W, 84-82
02/08	at Middle Tennessee*W, 84-81
02/10	at Eastern Kentucky*L, 77-85 (ot)
02/15	East Tennessee*W, 78-74
02/17	Tennessee Tech*W, 90-54
02/22	at Morehead State*L, 77-78
03/01	at Murray State*L, 79-89
03/03	at Austin Peay*L, 80-84 (ot)

(* Ohio Valley Conference game)

(1) at Madison Square Garden; New York, N.Y.

(2) at Chicago Stadium; Chicago, Ill.

(3) Sugar Bowl Classic; New Orleans, La.

Leading Scorers

Jim McDaniels — 24.8 ppg | Rich Hendrick — 16.5 ppg

Jim Rose — 12.2 ppg | Jerome Perry — 12.0 ppg

Leading Rebounder

Jim McDaniels — 12.5 rpg

1969-70 (22-3, 14-0 Ohio Valley Conference)

Home: 13-0 • Away: 8-2 • Neutral: 1-1

OVC Champion

NCAA Tournament

Final Polls: AP — 18th; UPI — 17th

12/01	Eastern MichiganW, 95-70
12/04	Virginia CommonwealthW, 115-73
12/08	UC RiversideW, 92-79
12/11	ButlerW, 92-61
12/13	at St. Francis (Pa.)W, 97-67
12/15	at #7 DuquesneL, 65-87
12/19	(1) vs. Texas-El PasoW, 78-59
12/20	(1) at KansasL, 81-104
01/03	Tennessee Tech*W, 99-70
01/05	East Tennessee*W, 95-91 (ot)
01/10	at Eastern Kentucky*W, 86-83
01/12	at Morehead State*W, 86-83

01/17	La SalleW, 102-80
01/19	Murray State*W, 85-75
01/26	at Austin Peay*W, 85-75
01/31	at Middle Tennessee*W, 83-74
02/07	Middle Tennessee*W, 72-60
02/09	Eastern Kentucky*W, 88-77
02/10	AP Poll — 17th	
02/14	at East Tennessee*W, 92-83
02/16	at Tennessee Tech*W, 100-64
02/17	AP Poll — 16th	
02/21	Morehead State*W, 98-74
02/23	DaytonW, 76-63
02/24	AP Poll — 12th	
02/28	at Murray State*W, 77-75
03/02	Austin Peay*W, 100-84
03/03	AP Poll — 12th	
03/07	(2) vs. #6 JacksonvilleL, 96-109
03/10	AP Poll — 18th	

(* Ohio Valley Conference game)

(1) Jayhawk Classic; Lawrence, Kan.

(2) NCAA Tournament; Dayton, Ohio

Leading Scorers

Jim McDaniels — 28.6 ppg | Jerome Perry — 14.9 ppg

Jim Rose — 14.1 ppg

Leading Rebounder

Jim McDaniels — 13.6 rpg

1970-71 (24-6, 12-2 Ohio Valley Conference)

Home: 11-0 • Away: 6-4 • Neutral: 7-2

OVC Champion

NCAA Mideast Champion

NCAA Final Four — 3rd place

Final Polls: AP — 7th; UPI — 7th

Captains: Jim McDaniels, Gary Sundmacker

12/03	Old DominionW, 96-82
12/05	UC DavisW, 88-65
12/08	AP Poll — 13th	
12/10	Virginia CommonwealthW, 96-71
12/12	DuquesneW, 69-62
12/15	AP Poll — 11th	
12/19	at ButlerW, 100-90
12/22	AP Poll — 10th	
12/23	(1) vs. #4 JacksonvilleW, 97-84
12/26	(2) vs. St. Peter'sW, 108-97
12/28	(2) at #19 St. John'sW, 86-67
12/29	AP Poll — 5th	
12/30	(2) vs. #2 South CarolinaL, 84-86
01/02	at East Tennessee*W, 86-83
01/04	at Tennessee Tech*W, 95-82
01/05	AP Poll — 6th	
01/09	Eastern Kentucky*W, 83-64
01/11	Morehead State*W, 85-63
01/12	AP Poll — 5th	
01/16	at La SalleL, 76-91
01/19	AP Poll — 7th	
01/23	at Murray State*L, 71-73
01/25	Austin Peay*W, 117-72
01/26	AP Poll — 7th	
01/30	Middle Tennessee*W, 80-66
02/02	AP Poll — 12th	
02/06	at Middle Tennessee*W, 87-73

GENERAL

HILITOPPERS

2018-19 REVIEW

HISTORY

UNIVERSITY

OPPONENTS

02/08	at Dayton L, 60-63
02/09	AP Poll — 7th	
02/13	Tennessee Tech* W, 67-57
02/15	East Tennessee* W, 83-65
02/16	AP Poll — 9th	
02/20	at Morehead State* W, 89-70
02/22	at Eastern Kentucky* W, 94-93 (ot)
02/23	AP Poll — 9th	
02/27	(3) Murray State* W, 73-59
03/01	at Austin Peay* L, 94-96
03/02	AP Poll — 7th	
03/09	AP Poll — 7th	
03/13	(4) vs. #9 Jacksonville W, 74-72#
03/16	AP Poll — 7th	
03/18	(5) vs. #8 Kentucky W, 107-83#
03/20	(5) vs. #10 Ohio State W, 81-78 (ot)#
03/25	(6) vs. #19 Villanova L, 89-92 (2ot)#
03/27	(6) vs. #4 Kansas W, 77-75#

(*) Ohio Valley Conference game

(#) Vacated due to NCAA sanctions

- (1) at Freedom Hall; Louisville, Ky.
- (2) ECAC Holiday Festival; Madison Square Garden; New York, N.Y.
- (3) Largest crowd in E.A. Diddle Arena history — 14,277
- (4) NCAA Tournament; South Bend, Ind.
- (5) NCAA Tournament; Athens, Ga.
- (6) NCAA Final Four; Houston, Texas

Leading Scorers

Jim McDaniels — 29.3 ppg | Jerry Dunn — 15.4 ppg
Jim Rose — 15.4 ppg

Leading Rebounders

Jim McDaniels — 15.1 rpg | Clarence Glover — 10.9 rpg



Jim Richards

1972-78 (Seven Seasons)
102-84 (.548)

1971-72 (15-11, 9-5 Ohio Valley Conference)

Home: 11-2 • Away: 4-6 • Neutral: 0-3

OVC Co-Champion

12/01	at Texas Tech L, 87-95
12/02	at Baylor W, 94-84
12/04	Southwestern Louisiana L, 84-105
12/06	Old Dominion W, 86-80
12/11	Virginia Commonwealth W, 85-76
12/16	Butler W, 91-69
12/23	(1) vs. #13 Pennsylvania L, 79-88
12/29	(2) at #16 Maryland L, 68-103
12/30	(2) vs. Harvard L, 89-107
01/13	La Salle W, 103-84
01/15	Tennessee Tech* L, 72-75
01/17	East Tennessee* W, 95-72
01/22	at Morehead State* W, 77-74
01/24	at Eastern Kentucky* L, 78-96
01/29	Austin Peay* W, 106-73
01/31	at Murray State* W, 71-70
02/05	at Middle Tennessee* L, 67-78
02/07	Dayton W, 76-74
02/12	at East Tennessee* L, 70-76

02/14	at Tennessee Tech* L, 71-81
02/19	Eastern Kentucky* W, 93-88
02/21	Morehead State* W, 103-97 (ot)
02/26	Murray State* W, 73-68
02/28	at Austin Peay* W, 83-74
03/04	Middle Tennessee* W, 85-71
03/07	(3) vs. Morehead State L, 79-82

(*) Ohio Valley Conference game
(1) at Freedom Hall; Louisville, Ky.
(2) Maryland Invitational; College Park, Md.
(3) OVC Playoff; Frankfort, Ky.

Leading Scorers

Jerry Dunn — 19.0 ppg | Tony Stroud — 10.7 ppg
Jerome Perry — 10.4 ppg

Leading Rebounders

Granville Bunton — 11.5 rpg | Jerry Dunn — 10.5 rpg

1972-73 (10-16, 6-8 Ohio Valley Conference)

Home: 6-5 • Away: 2-10 • Neutral: 2-1

OVC — 6th

11/27	Old Dominion W, 133-106
12/01	Texas Tech L, 66-72 (ot)
12/02	Stetson W, 91-83
12/04	West Georgia L, 88-89
12/08	(1) vs. Kent State W, 71-70
12/09	(1) at Vanderbilt L, 88-103
12/13	at Butler L, 82-88 (ot)
12/15	(2) vs. Purdue L, 75-91
12/16	(2) vs. Auburn W, 87-72
01/10	at #13 Providence L, 88-118
01/13	at East Tennessee* L, 80-99
01/15	at Tennessee Tech* L, 90-96
01/20	Eastern Kentucky* L, 63-70
01/22	Morehead State* L, 69-85
01/27	at Murray State* L, 80-99
01/29	Austin Peay* L, 86-92 (ot)
01/31	at La Salle L, 80-108
02/03	Middle Tennessee* W, 86-84
02/06	at Dayton L, 78-85
02/10	Tennessee Tech* W, 75-67
02/12	East Tennessee* W, 68-53
02/17	at Morehead State* L, 93-112
02/19	at Eastern Kentucky* W, 77-71
02/24	at Austin Peay* W, 94-92
02/26	Murray State* W, 67-66
03/03	at Middle Tennessee* L, 80-92

(*) Ohio Valley Conference game

- (1) Vanderbilt Invitational; Nashville, Tenn.
- (2) Trojan Classic; Los Angeles, Calif.

Leading Scorers

Tony Stroud — 13.0 ppg | Johnny Britt — 12.0 ppg
Granville Bunton — 10.2 ppg

Leading Rebounder

Granville Bunton — 12.1 rpg

1973-74 (15-10, 8-6 Ohio Valley Conference)

Home: 10-3 • Away: 5-4 • Neutral: 0-3

OVC — 4th

12/01	Old Dominion W, 88-84
12/03	at Arkansas W, 102-100
12/08	Baylor W, 97-81

12/10	#6 ProvidenceW, 89-84
12/13	ButlerW, 104-96
12/21	(1) vs. Florida StateL, 87-107
12/22	(1) vs. La SalleL, 65-76
12/26	(2) vs. DukeL, 69-75
12/27	(2) at JacksonvilleL, 79-85
01/09	La SalleW, 85-84 (ot)
01/12	East Tennessee*L, 75-88
01/14	Tennessee Tech*L, 59-60
01/19	at Eastern Kentucky*W, 64-63
01/21	at Morehead State*L, 74-93
01/26	Murray State*W, 79-75 (ot)
01/28	at Austin Peay*L, 97-98
02/02	at Middle Tennessee*L, 89-100
02/04	DaytonW, 87-83
02/09	at Tennessee Tech*W, 78-77
02/11	at East Tennessee*W, 85-68
02/16	Morehead State*L, 84-86
02/18	Eastern Kentucky*W, 89-74
02/23	Austin Peay*W, 84-82
02/25	at Murray State*W, 76-69
03/02	Middle Tennessee*W, 85-75

(*) *Ohio Valley Conference game*

(1) *Big Sun Invitational; St. Peterburg, Fla.*

(2) *Gator Bowl Classic; Jacksonville, Fla.*

Leading Scorers

Johnny Britt — 18.4 ppg | Chuck Rawlings — 13.2 ppg

Kent Allison — 13.1 ppg | Calvin Wade — 10.4 ppg

Leading Rebounder

Kent Allison — 10.4 rpg

1974-75 (16-8, 11-3 Ohio Valley Conference)

Home: 9-1 • Away: 6-6 • Neutral: 1-1

OVC — 2nd

12/02	James MadisonW, 90-72
12/07	ArkansasW, 74-63
12/09	Old DominionW, 102-87
12/12	at StetsonL, 66-68
12/14	(1) vs. #15 PurdueL, 91-114
12/26	(2) at #4 LouisvilleL, 81-107
12/27	(2) vs. #15 PurdueW, 92-80
01/04	at Memphis StateL, 72-79
01/11	at Tennessee Tech*W, 84-80
01/13	at East Tennessee*W, 90-89
01/18	Morehead State*W, 81-76
01/20	Eastern Kentucky*W, 107-82
01/25	at Austin Peay*L, 75-78
01/27	Murray State*W, 93-92
01/29	at #7 La SalleW, 91-87
02/01	Middle Tennessee*L, 95-102
02/03	at DaytonL, 84-86 (ot)
02/08	East Tennessee*W, 106-83
02/10	Tennessee Tech*W, 75-69
02/15	at Eastern Kentucky*W, 84-75
02/17	at Morehead State*W, 99-86
02/22	at Murray State*W, 96-91
02/24	Austin Peay*W, 92-76
03/01	at Middle Tennessee*L, 86-89

(*) *Ohio Valley Conference game*

(1) *at Indianapolis, Ind.*

(2) *Holiday Classic; Louisville, Ky.*

Leading Scorers

Johnny Britt — 18.3 ppg | Mike Odemns — 17.5 ppg

Wilson James — 16.7 ppg | Chuck Rawlings — 15.0 ppg

Leading Rebounder

Mike Odemns — 11.7 rpg

1975-76 (20-9, 11-3 Ohio Valley Conference)

Home: 14-3 • Away: 6-4 • Neutral: 0-2

OVC Champion / OVC Tournament Champion

NCAA Tournament

11/29	Arkansas-Little RockW, 106-78
12/01	#19 Memphis StateW, 87-84
12/08	Old DominionW, 84-76
12/20	Troy StateW, 88-72
12/26	at #9 North Carolina StateL, 98-110
12/27	(1) vs. DukeL, 90-111
12/30	at ButlerW, 76-62
01/05	#20 La SalleL, 100-104 (ot)
01/08	at Florida StateL, 80-88
01/10	MacMurrayW, 106-52
01/12	at Middle Tennessee*W, 83-69
01/17	East Tennessee*W, 82-60
01/19	Tennessee Tech*W, 88-69
01/24	at Eastern Kentucky*W, 78-74
01/26	at Morehead State*L, 71-82
01/31	Murray State*W, 92-68
02/02	at Austin Peay*L, 81-91
02/07	Middle Tennessee*L, 65-71
02/09	DaytonL, 82-93
02/14	at Tennessee Tech*W, 105-97
02/16	at East Tennessee*W, 76-67
02/19	at Murray State*W, 70-68
02/21	Morehead State*W, 100-82
02/23	Eastern Kentucky*W, 89-77
02/28	Austin Peay*W, 76-75
03/01	(2) East TennesseeW, 91-74
03/04	(2) Middle TennesseeW, 88-78
03/05	(2) Morehead StateW, 65-60
03/13	(3) vs. #2 MarquetteL, 60-79

(*) *Ohio Valley Conference game*

(1) *at Raleigh, N.C.*

(2) *OVC Tournament; Bowling Green, Ky.*

(3) *NCAA Tournament; Dayton, Ohio*

Leading Scorers

Johnny Britt — 18.4 ppg | Chuck Rawlings — 13.2 ppg

Kent Allison — 13.1 ppg | Calvin Wade — 10.4 ppg

Leading Rebounder

Kent Allison — 10.4 rpg

1976-77 (10-16, 6-8 Ohio Valley Conference)

Home: 6-6 • Away: 3-9 • Neutral: 1-1

OVC — T-5th

11/27	at #1 MichiganL, 70-94
11/29	Arkansas-Little RockW, 75-73
12/04	at DaytonL, 69-92
12/06	Delta StateW, 75-72 (ot)
12/08	EvansvilleL, 61-78
12/21	at JacksonvilleL, 62-83
12/29	(1) at RollinsW, 71-61
12/30	(1) vs. StetsonL, 70-71
01/05	Florida StateL, 63-95

GENERAL

HILTOPPERS

2018-19 REVIEW

HISTORY

UNIVERSITY

OPPONENTS

01/08	at Tennessee Tech*	L, 81-88
01/10	at East Tennessee*	L, 61-67
01/15	Morehead State*	L, 65-81
01/17	Eastern Kentucky*	W, 93-82
01/22	at Austin Peay*	L, 76-92
01/24	Murray State*	L, 87-89 (2ot)
01/26	at La Salle	L, 79-83
01/29	Middle Tennessee*	L, 60-67
01/31	Robert Morris	W, 90-70
02/02	at Memphis State	L, 75-97
02/05	East Tennessee*	W, 70-61
02/07	Tennessee Tech*	W, 101-86
02/12	at Morehead State*	L, 74-88
02/14	at Eastern Kentucky*	W, 85-76
02/19	(2) at Murray State*	W, 82-81
02/21	Austin Peay*	L, 59-73
02/26	at Middle Tennessee*	W, 76-74

(*) *Ohio Valley Conference game*

(1) *Tangerine Bowl Tournament; Winter Park, Fla.*

(2) *1,000th victory in WKU history*

Leading Scorers

Aaron Bryant — 20.9 ppg | Mike Prince — 14.8 ppg
James Johnson — 14.5 ppg | Bill Scillian — 10.5 ppg

Leading Rebounder

James Johnson — 10.0 rpg

1977-78 (16-14, 9-5 Ohio Valley Conference)

Home: 9-7 • Away: 6-5 • Neutral: 1-2

OVC — 3rd / OVC Tournament Champion

NCAA Tournament (Sweet 16)

11/26	#13 Michigan	L, 81-87
11/30	at Evansville	W, 82-72
12/03	at Bowling Green State	W, 78-65
12/05	Memphis State	L, 80-86
12/07	Butler	L, 86-90
12/10	Wisconsin-Milwaukee	L, 70-73
12/17	Cal Poly-San Luis Obispo	W, 72-50
12/28	(1) at #14 Maryland	L, 78-91
12/29	(1) vs. St. John's (N.Y.)	L, 63-80
01/04	La Salle	L, 64-78
01/07	at Eastern Kentucky*	L, 79-85 (ot)
01/09	at Morehead State*	W, 97-82
01/11	Jacksonville	W, 96-94 (ot)
01/14	East Tennessee*	W, 98-94 (ot)
01/16	Tennessee Tech*	W, 86-75
01/21	Murray State*	W, 91-75
01/23	at Austin Peay*	W, 91-83
01/25	Dayton	L, 72-80
01/28	at Middle Tennessee*	L, 69-98
02/04	Morehead State*	W, 106-69
02/06	Eastern Kentucky*	L, 74-78 (ot)
02/11	at East Tennessee*	L, 77-80 (3ot)
02/13	at Tennessee Tech*	W, 81-69
02/18	Austin Peay*	L, 64-66
02/20	at Murray State*	W, 100-98 (ot)
02/25	Middle Tennessee*	W, 87-78
03/03	(2) East Tennessee	W, 79-75
03/04	(2) Austin Peay	W, 77-69 (ot)
03/11	(3) vs. #18 Syracuse	W, 87-86 (ot)
03/16	(4) vs. #4 Michigan State	L, 69-90

(*) *Ohio Valley Conference game*

(1) *Maryland Invitational; College Park, Md.*

(2) *OVC Tournament; Bowling Green, Ky.*

(3) *NCAA Tournament; Knoxville, Tenn.*

(4) *NCAA Tournament; Dayton, Ohio*

Leading Scorers

James Johnson — 18.5 ppg | Darryl Turner — 16.4 ppg

Greg Jackson — 14.1 ppg | Aaron Bryant — 12.6 ppg

Mike Prince — 10.1 ppg

Leading Rebounder

James Johnson — 9.7 rpg



Gene Keady

1979-80 (Two Seasons)

38-19 (.667)

1978-79 (17-11, 7-5 Ohio Valley Conference)

Home: 11-3 • Away: 5-8 • Neutral: 1-0

OVC — T-2nd

11/25	#1 Duke	L, 53-78
11/27	Jacksonville (Ala.) State	W, 71-59
11/30	at Florida State	L, 59-70
12/02	Bowling Green State	W, 70-48
12/04	Mississippi College	W, 56-53
12/09	at Evansville	W, 63-60
12/15	Davidson	W, 103-81
12/18	Illinois State	L, 74-75 (ot)
12/30	at Butler	W, 71-65
01/06	Wisconsin-Milwaukee	W, 89-66
01/10	at La Salle	L, 66-90
01/15	at Tennessee Tech*	L, 68-75
01/17	Morehead State*	W, 78-76
01/20	at Murray State*	L, 65-67
01/22	Austin Peay*	W, 85-61
01/24	at Dayton	W, 78-72
01/27	Middle Tennessee*	W, 72-70 (2ot)
01/29	Eastern Kentucky*	W, 70-65
02/01	CCNY	W, 104-50
02/03	at Morehead State*	L, 81-83
02/05	at Eastern Kentucky*	W, 70-65
02/10	at East Tennessee	L, 64-65
02/12	Tennessee Tech*	W, 80-66
02/17	at Austin Peay*	W, 78-66
02/19	Murray State*	L, 64-66
02/24	at Middle Tennessee*	L, 76-81
03/02	(1) vs. Morehead State	W, 90-85
03/03	(1) at Eastern Kentucky	L, 77-78

(*) *Ohio Valley Conference game*

(1) *OVC Tournament; Richmond, Ky.*

Leading Scorers

Greg Jackson — 18.2 ppg | Rick Wray — 10.0 ppg

Leading Rebounder

Greg Jackson — 8.8 rpg

1979-80 (21-8, 10-2 Ohio Valley Conference)

Home: 14-2 • Away: 6-6 • Neutral: 1-0

OVC Co-Champion / OVC Tournament Champion

NCAA Tournament

12/01	Rollins.....	W, 104-73
12/03	at Illinois State.....	L, 55-66
12/06	at Duquesne.....	L, 73-84
12/08	Florida A&M.....	W, 87-60
12/13	(1) vs. Evansville.....	W, 75-61
12/14	(1) at #12 Louisville.....	L, 74-96
12/29	Florida State.....	L, 65-67
01/03	Butler.....	W, 66-62
01/05	at Louisiana Tech.....	W, 63-59
01/07	East Tennessee.....	W, 71-59
01/10	Akron*.....	W, 92-58
01/12	Tennessee Tech*.....	W, 97-72
01/17	Murray State*.....	W, 68-48
01/19	at Austin Peay*.....	W, 95-71
01/21	Dayton.....	W, 71-65
01/24	at Middle Tennessee*.....	W, 62-58
01/26	at Eastern Kentucky*.....	L, 82-84
01/31	Morehead State*.....	W, 86-79
02/02	Eastern Kentucky*.....	W, 74-62
02/07	at Akron*.....	W, 70-68
02/09	at Tennessee Tech*.....	W, 75-56
02/11	at Morehead State*.....	L, 73-76
02/14	Austin Peay*.....	W, 70-51
02/16	at Murray State*.....	W, 56-55
02/21	Middle Tennessee*.....	W, 81-79 (3ot)
02/23	at South Carolina.....	L, 65-73 (2ot)
02/28	(2) Eastern Kentucky.....	W, 84-83 (ot)
03/01	(2) Murray State.....	W, 54-51
03/07	(3) Virginia Tech.....	L, 85-89 (ot)

(* Ohio Valley Conference game)

(1) Holiday Classic; Louisville, Ky.

(2) OVC Tournament; Bowling Green, Ky.

(3) NCAA Tournament; Bowling Green, Ky.

Leading Scorers

Craig McCormick — 14.6 ppg | Bill Bryant — 12.4 ppg

Leading Rebounder

Craig McCormick — 6.7 rpg



Clem Haskins

1981-86 (Six Seasons)

101-73 (.580)

1980-81 (21-8, 12-2 Ohio Valley Conference)

Home: 14-1 • Away: 6-5 • Neutral: 1-2

OVC Champion / OVC Tournament Champion

NCAA Tournament

11/28	(1) South Carolina.....	W, 73-69
11/29	(1) Vanderbilt.....	L, 76-78
12/01	Alabama-Huntsville.....	W, 83-73
12/04	at Texas Tech.....	L, 58-68
12/06	at Rice.....	W, 76-63
12/09	at Dayton.....	L, 70-74
12/13	Evansville.....	W, 68-67
12/29	(2) vs. Saint Louis.....	W, 57-54
12/30	(2) vs. Connecticut.....	L, 58-84
01/03	District of Columbia.....	W, 86-84 (3ot)

01/05	at Akron*.....	W, 68-62
01/10	at Tennessee Tech*.....	W, 65-51
01/15	at Murray State*.....	L, 57-59 (ot)
01/17	Austin Peay*.....	W, 70-58
01/22	Middle Tennessee*.....	W, 67-55
01/24	Morehead State*.....	W, 75-68
01/29	at Eastern Kentucky*.....	W, 84-80
01/31	at Morehead State*.....	W, 77-65
02/05	Akron*.....	W, 83-61
02/07	Tennessee Tech*.....	W, 72-59
02/12	at Austin Peay*.....	W, 62-59
02/14	Murray State*.....	W, 66-44
02/19	at Middle Tennessee*.....	L, 54-62
02/21	Eastern Kentucky*.....	W, 78-62
02/23	Northern Iowa.....	W, 69-64
02/28	at Louisville.....	L, 75-90
03/06	(3) Austin Peay.....	W, 82-71
03/07	(3) Murray State.....	W, 71-67
03/13	(4) vs. UAB.....	L, 68-93

(* Ohio Valley Conference game)

(1) Wendy's Classic; Bowling Green, Ky.

(2) Connecticut Mutual Classic; Hartford, Conn.

(3) OVC Tourney; Bowling Green, Ky.

(4) NCAA Tournament; Tuscaloosa, Ala.

Leading Scorers

Tony Wilson — 14.6 ppg | Craig McCormick — 14.3 ppg

Mike Reese — 11.3 ppg

Leading Rebounder

Craig McCormick — 6.9rpg

1981-82 (19-10, 13-3 Ohio Valley Conference)

Home: 12-3 • Away: 6-6 • Neutral: 1-1

OVC Co-Champion

NIT

11/27	(1) vs. Nevada.....	L, 70-84
11/28	(1) vs. Oklahoma City.....	W, 51-49
12/04	(2) New Hampshire.....	W, 83-52
12/05	(2) #3 Louisville.....	L, 66-71
12/09	Butler.....	W, 96-65
12/12	at Evansville.....	L, 70-73
12/19	Austin Peay*.....	W, 77-64
12/22	at #17 Georgetown (D.C.).....	L, 45-64
12/30	Duquesne.....	L, 62-63 (ot)
01/03	Murray State*.....	W, 71-54
01/07	at Morehead State*.....	L, 57-59
01/10	at Eastern Kentucky*.....	W, 75-65
01/14	Middle Tennessee*.....	W, 65-49
01/16	Tennessee Tech*.....	W, 51-50
01/21	at Akron*.....	W, 77-68
01/23	at Youngstown State*.....	W, 68-59
01/25	Dayton.....	W, 65-57
01/28	at Austin Peay*.....	W, 48-46
01/30	at Murray State*.....	L, 60-63
02/04	Eastern Kentucky*.....	W, 61-34
02/06	Morehead State*.....	W, 68-53
02/11	at Tennessee Tech*.....	L, 64-70 (ot)
02/13	at Middle Tennessee*.....	W, 75-64
02/18	Youngstown State*.....	W, 63-51
02/20	Akron*.....	W, 82-68
02/27	at Northern Iowa.....	W, 75-67
03/05	(3) Morehead State.....	W, 95-87

GENERAL

HILTOPPERS

2018-19 REVIEW

HISTORY

UNIVERSITY

OPPONENTS

03/06 (3) Middle Tennessee..... L, 52-54
 03/10 (4) at Purdue..... L, 65-72
 (*) *Ohio Valley Conference game*
 (1) *Sun Met Classic; Fresno, Calif.*
 (2) *Wendy's Classic; Bowling Green, Ky.*
 (3) *OVC Tournament; Bowling Green, Ky.*
 (4) *National Invitation Tournament*

Leading Scorers

Craig McCormick — 14.3 ppg | Tony Wilson — 10.9 ppg
 Bobby Jones — 10.9 ppg

Leading Rebounder

Craig McCormick — 6.1 rpg

1982-83 (12-16, 4-10 Sun Belt Conference)

Home: 8-7 • Away: 3-7 • Neutral: 1-2

Sun Belt — 7th

11/27 Morehead State.....W, 66-64
 11/29 Rollins.....W, 94-63
 12/03 (1) Northern Iowa.....W, 63-57
 12/04 (1) #2 Georgetown (D.C.)..... L, 66-70 (ot)
 12/06 Evansville.....W, 74-61
 12/08 at Middle Tennessee..... L, 57-65
 12/11 at Old Dominion*..... L, 66-75
 12/18 at Butler.....W, 65-63 (ot)
 12/21 at Dayton.....W, 68-58
 12/29 (2) vs. Boston College.....W, 74-68
 12/30 (2) vs. Georgia..... L, 69-90
 01/03 La Salle..... L, 56-62
 01/05 Old Dominion*..... L, 59-61
 01/09 at UNC Charlotte*..... L, 68-74
 01/11 at Jacksonville*.....W, 66-52
 01/22 South Florida*.....W, 78-67
 01/25 UAB*..... L, 66-68
 01/29 Jacksonville*.....W, 86-79
 01/31 at South Alabama*..... L, 77-81
 02/03 Virginia Commonwealth*..... L, 57-70
 02/05 at UAB*..... L, 56-61
 02/06 Virginia Tech.....W, 65-62
 02/13 South Alabama*..... L, 64-65
 02/17 at South Florida*..... L, 74-77 (ot)
 02/19 at VCU*..... L, 47-60
 02/24 UNC Charlotte*.....W, 72-69
 02/26 #5 Louisville..... L, 62-73
 03/04 (3) vs. VCU..... L, 55-57

(*) *Sun Belt Conference game*

(1) *Wendy's Classic; Bowling Green, Ky.*
 (2) *Cotton States Classic; Atlanta, Ga.*
 (3) *SBC Tournament; Birmingham, Ala.*

Leading Scorers

Tony Wilson — 14.6 ppg | Bobby Jones — 13.1 ppg

Leading Rebounder

Tony Wilson — 6.1 rpg

1983-84 (12-17, 5-9 Sun Belt Conference)

Home: 7-7 • Away: 4-9 • Neutral: 1-1

Sun Belt — 6th

11/25 (1) Georgia State.....W, 61-39
 11/26 (1) #16 Georgia..... L, 68-85
 11/28 Louisiana Tech..... L, 71-73 (2ot)
 11/30 Rollins.....W, 78-67
 12/03 at Cincinnati.....W, 71-54

12/19 at Old Dominion*..... L, 68-75
 12/21 at #5 Georgetown (D.C.)..... L, 41-53
 12/30 Middle Tennessee.....W, 92-61
 01/03 Carson-Newman.....W, 76-72
 01/05 at Evansville.....W, 73-62
 01/07 at UAB*..... L, 56-71
 01/11 at Jacksonville*.....W, 59-58
 01/14 at UNC Charlotte*.....W, 47-45
 01/17 South Florida*..... L, 58-60
 01/19 Jacksonville*..... L, 74-76 (3ot)
 01/21 Virginia Commonwealth*..... L, 49-52
 01/23 at Eastern Kentucky..... L, 58-60
 01/25 Dayton..... L, 68-71
 01/28 at South Florida*..... L, 54-56
 01/31 at Morehead State..... L, 65-69
 02/04 South Alabama*..... L, 65-66
 02/09 Old Dominion*.....W, 70-67
 02/11 at VCU*..... L, 67-69
 02/16 at South Alabama*..... L, 71-73
 02/18 UNC Charlotte*.....W, 80-76 (ot)
 02/22 at Louisville..... L, 60-69
 02/24 UAB*.....W, 89-76
 03/02 (2) vs. South Florida.....W, 57-53
 03/03 (2) vs. Old Dominion..... L, 72-78

(*) *Sun Belt Conference game*

(1) *Wendy's Classic; Bowling Green, Ky.*
 (2) *SBC Tournament; Birmingham, Ala.*

Leading Scorers

Bobby Jones — 13.7 ppg | Kannard Johnson — 12.8 ppg

Leading Rebounder

Gary Carver — 6.5 rpg

1984-85 (14-14, 5-9 Sun Belt Conference)

Home: 12-3 • Away: 1-10 • Neutral: 1-1

Sun Belt — 7th

11/24 Augusta.....W, 93-57
 12/01 Livingston (Ala.).....W, 78-38
 12/07 (1) St. Francis (Pa.).....W, 83-67
 12/08 (1) Louisiana Tech..... L, 54-59
 12/11 Evansville.....W, 88-71
 12/14 (2) at #16 Indiana..... L, 57-80
 12/15 (2) vs. Stetson.....W, 70-47
 12/23 at Middle Tennessee.....W, 60-50
 12/29 Morehead State.....W, 80-49
 01/05 Old Dominion*.....W, 73-67
 01/08 Jacksonville*.....W, 75-64
 01/10 #18 Virginia Commonwealth*..... L, 58-72
 01/12 at Old Dominion*..... L, 76-84
 01/15 at Dayton..... L, 51-53
 01/17 at South Alabama*..... L, 64-77
 01/19 UAB*..... L, 66-68
 01/21 Tennessee State.....W, 86-56
 01/24 at Jacksonville*..... L, 65-69
 01/26 at South Florida*..... L, 68-73
 02/02 UNC Charlotte*.....W, 102-67
 02/04 at Murray State..... L, 67-69
 02/06 Eastern Kentucky.....W, 66-59
 02/09 at UAB*..... L, 62-77
 02/14 South Florida*.....W, 67-61
 02/16 South Alabama*.....W, 64-61
 02/21 at #17 VCU*..... L, 62-85

02/23 at UNC Charlotte*..... L, 76-77
 03/01 (3) vs. UAB..... L, 56-64

(*) *Sun Belt Conference game*
 (1) *Wendy's Classic; Bowling Green, Ky.*
 (2) *Indiana Classic; Bloomington, Ind.*
 (3) *SBC Tournament; Hampton, Va.*

Leading Scorer

Kannard Johnson — 15.0 ppg

Leading Rebounder

Kannard Johnson — 6.4 rpg

1985-86 (23-8, 10-4 Sun Belt Conference)

Home: 15-1 • Away: 6-6 • Neutral: 2-1

Sun Belt — 2nd

NCAA Tournament (Second Round)

11/23 Samford..... W, 80-47
 11/27 Cincinnati..... W, 69-58
 12/02 Southern Illinois..... W, 77-67
 12/06 (1) Chaminade..... W, 101-75
 12/07 (1) #19 Auburn..... W, 71-58
 12/09 Middle Tennessee..... W, 86-74
 12/11 Columbus College..... W, 87-61
 12/14 at #15 Louisville..... L, 70-73
 12/21 at Morehead State..... W, 75-68
 12/28 Old Dominion*..... L, 59-62
 01/04 at #20 Virginia Tech..... L, 71-85
 01/06 Murray State..... W, 80-58
 01/11 at South Florida*..... W, 57-45
 01/13 at Tennessee State..... W, 69-58
 01/16 at #12 UAB*..... W, 75-72 (ot)
 01/20 Virginia Commonwealth*..... W, 62-60
 01/22 Dayton..... W, 64-62
 01/25 #18 UAB*..... W, 81-75
 01/30 at UNC Charlotte*..... W, 78-67
 02/01 South Alabama*..... W, 68-52
 02/03 Jacksonville*..... W, 51-46
 02/04 *AP Poll — 19th*
 02/06 at Old Dominion*..... L, 61-74
 02/08 UNC Charlotte*..... W, 78-68
 02/10 at Jacksonville*..... L, 65-70
 02/13 South Florida*..... W, 77-57
 02/17 at South Alabama*..... W, 53-51
 02/22 at VCU*..... L, 56-60
 02/27 (2) vs. South Florida..... W, 57-46
 02/28 (2) at UAB..... L, 45-57
 03/14 (3) vs. Nebraska..... W, 67-59
 03/16 (3) vs. #3 Kentucky..... L, 64-71

(*) *Sun Belt Conference game*
 (1) *Wendy's Classic; Bowling Green, Ky.*
 (2) *SBC Tournament; Birmingham, Ala.*
 (3) *NCAA Tournament; Charlotte, N.C.*

Leading Scorers

Billy Gordon — 14.1 ppg | Kannard Johnson — 12.2 ppg
 Tellis Frank — 10.2 ppg

Leading Rebounder

Clarence Martin — 6.7 rpg



Murray Arnold

1987-90 (Four Seasons)

71-54 (.568)

1986-87 (29-9, 12-2 Sun Belt Conference)

Home: 15-3 • Away: 10-5 • Neutral: 4-1

Sun Belt Champion

NCAA Tournament (Second Round)

11/21 (1) at Notre Dame..... W, 80-63
 11/24 (2) Texas Christian..... W, 96-90
 11/28 (3) vs. Memphis State..... W, 68-67
 11/29 (3) vs. UNLV..... L, 95-96 (2ot)
 12/02 *AP Poll — 14th*
 12/02 Kentucky State..... W, 90-58
 12/05 (4) Mercer..... W, 98-67
 12/06 (4) Southern California..... W, 82-52
 12/09 *AP Poll — 8th*
 12/10 Louisville..... L, 58-60
 12/11 Central Michigan..... L, 65-73
 12/13 at Samford..... W, 94-57
 12/19 Armstrong State..... W, 68-48
 12/25 (5) vs. Hawaii Pacific..... W, 89-74
 12/26 (5) at Chaminade..... W, 71-70
 12/30 Tennessee Tech..... W, 102-46
 01/03 at Butler..... W, 74-73 (ot)
 01/07 at Eastern Kentucky..... L, 66-68
 01/10 UAB*..... W, 85-67
 01/12 at VCU*..... W, 79-70
 01/14 at Jacksonville*..... L, 71-80
 01/17 Virginia Commonwealth*..... W, 90-71
 01/19 at South Florida*..... W, 61-46
 01/24 at Louisiana State..... L, 62-67
 01/26 at South Alabama*..... W, 68-60
 01/29 South Florida*..... W, 76-59
 01/31 UNC Charlotte*..... W, 88-69
 02/03 Old Dominion*..... W, 94-53
 02/08 at UNC Charlotte*..... W, 74-71 (ot)
 02/12 at Old Dominion*..... W, 75-59
 02/14 South Alabama*..... W, 85-70
 02/16 Jacksonville*..... W, 87-74
 02/18 at Southern Illinois..... W, 78-58
 02/21 at UAB*..... L, 73-86
 02/26 (6) Old Dominion..... W, 60-58
 02/27 (6) UNC Charlotte..... W, 99-95 (2ot)
 02/28 (6) UAB..... L, 60-72
 03/03 at Dayton..... W, 78-72
 03/13 (7) vs. West Virginia..... W, 64-62
 03/15 (7) at #10 Syracuse..... L, 86-104

(*) *Sun Belt Conference game*

(1) *Coca-Cola NIT; South Bend, Ind.*
 (2) *Coca-Cola NIT; Bowling Green, Ky.*
 (3) *Coca-Cola NIT; Final Four, MSG; New York, N.Y.*
 (4) *Wendy's Classic; Bowling Green, Ky.*
 (5) *Western Airlines-Chaminade Classic; Honolulu, Hawaii*
 (6) *SBC Tournament; Bowling Green, Ky.*
 (7) *NCAA Tournament; Syracuse, N.Y.*

Leading Scorers

Tellis Frank — 18.0 ppg | Brett McNeal — 15.5 ppg

GENERAL

HILTOPPERS

2018-19 REVIEW

HISTORY

UNIVERSITY

OPPONENTS

Kannard Johnson — 15.0 ppg

Leading Rebounder

Kannard Johnson — 8.2 rpg

1987-88 (15-13, 6-8 Sun Belt Conference)

Home: 11-4 • Away: 4-8 • Neutral: 0-1

Sun Belt — 6th

11/27	Kentucky State.....	W, 83-76
12/02	Butler.....	W, 85-68
12/04	(1) Centre.....	W, 74-60
12/05	(1) Austin Peay.....	L, 59-69
12/07	at Central Michigan.....	W, 77-73
12/12	at Tennessee Tech.....	W, 57-52 (ot)
12/19	Alabama State.....	W, 85-64
12/21	Southern Illinois.....	W, 84-73
12/28	at Southern California.....	L, 47-53
01/02	Eastern Kentucky.....	W, 77-70
01/04	at Old Dominion*.....	L, 66-80
01/09	UAB*.....	W, 53-50
01/12	at Murray State.....	W, 50-49
01/16	South Alabama*.....	W, 109-93
01/18	at Louisville.....	L, 71-84
01/23	at VCU*.....	L, 74-79
01/25	UNC Charlotte*.....	W, 78-69
01/30	at UAB*.....	L, 51-72
02/04	at UNC Charlotte*.....	L, 74-90
02/06	South Florida*.....	W, 82-61
02/10	Old Dominion*.....	L, 76-81
02/13	at Jacksonville*.....	W, 60-58
02/15	at South Florida*.....	L, 63-71
02/18	Virginia Commonwealth*.....	L, 69-70
02/20	at South Alabama*.....	L, 80-95
02/24	Dayton.....	L, 81-82 (ot)
02/27	Jacksonville*.....	W, 80-79
03/05	(2) vs. Old Dominion.....	L, 84-86 (ot)

(*) Sun Belt Conference game

(1) Wendy's Classic; Bowling Green, Ky.

(2) SBC Tournament; Richmond, Va.

Leading Scorers

Brett McNeal — 20.0 ppg | Roland Shelton — 11.3 ppg

Anthony Smith — 11.2 ppg | Fred Tisdale — 10.3 ppg

Leading Rebounder

Anthony Smith — 10.4 rpg

1988-89 (14-15, 4-10 Sun Belt Conference)

Home: 10-6 • Away: 4-8 • Neutral: 0-1

Sun Belt — 7th

11/25	Western Carolina.....	W, 84-64
11/28	Butler.....	L, 81-91
12/02	(1) Drexel.....	W, 105-81
12/03	(1) Murray State.....	W, 79-75
12/05	at Southern Illinois.....	W, 88-73
12/08	#15 Louisville.....	L, 69-81
12/10	at Eastern Kentucky.....	W, 75-63
12/17	Central Michigan.....	W, 77-62
12/20	Jackson State.....	W, 84-70
12/22	Prairie View A&M.....	W, 85-72
01/02	at Saint Louis.....	L, 66-76
01/05	San Diego.....	W, 64-59
01/08	at South Alabama*.....	L, 74-87
01/10	at UAB*.....	L, 60-76

01/14	Jacksonville*.....	L, 93-98 (2ot)
01/19	at Tulsa.....	L, 56-64
01/21	Virginia Commonwealth*.....	W, 91-87
01/26	South Florida*.....	W, 82-61
01/28	at Old Dominion*.....	L, 64-99
02/02	at South Florida*.....	W, 63-61
02/04	at Jacksonville*.....	L, 76-87
02/09	UAB*.....	L, 70-80
02/13	at UNC Charlotte*.....	L, 61-70
02/16	South Alabama*.....	L, 92-96 (ot)
02/18	at VCU*.....	L, 63-85
02/21	UNC Charlotte*.....	L, 73-79
02/25	Old Dominion*.....	W, 92-74
03/04	(2) at UNC Charlotte.....	W, 65-63 (ot)
03/05	(2) vs. Jacksonville.....	L, 72-77

(*) Sun Belt Conference game

(1) WKU Invitational; Bowling Green, Ky.

(2) SBC Tournament; Charlotte, N.C.

Leading Scorers

Brett McNeal — 21.4 ppg | Anthony Smith — 12.0 ppg

Roland Shelton — 11.5 ppg

Leading Rebounder

Anthony Smith — 10.1 rpg

1989-90 (13-17, 7-7 Sun Belt Conference)

Home: 8-6 • Away: 5-8 • Neutral: 0-3

Sun Belt — T-3rd

11/24	(1) vs. #17 Alabama.....	L, 72-79
11/25	(1) vs. Wisconsin.....	L, 62-73
11/26	(1) at Am.-Puerto Rico.....	W, 110-76
11/29	Murray State.....	L, 64-66
12/01	(2) Mississippi Valley.....	W, 87-58
12/02	(2) Georgia.....	L, 70-76
12/04	at Butler.....	W, 62-59 (ot)
12/09	at #11 Louisville.....	L, 61-75
12/20	Saint Louis.....	L, 65-77
12/28	at San Diego.....	L, 66-72
01/02	at Kansas State.....	L, 51-75
01/06	at Jacksonville*.....	W, 61-58
01/08	Southern Illinois.....	L, 62-72
01/11	at VCU*.....	W, 57-44
01/13	Old Dominion*.....	W, 69-65
01/16	at UAB*.....	L, 55-86
01/20	UNC Charlotte*.....	W, 79-78
01/22	at Eastern Kentucky.....	W, 68-66 (2ot)
01/24	Chicago State.....	W, 88-80
01/27	Jacksonville*.....	W, 80-64
02/01	UAB*.....	L, 57-68
02/03	South Florida*.....	L, 58-59
02/10	at Old Dominion*.....	L, 62-86
02/12	at South Alabama*.....	L, 57-70
02/15	Virginia Commonwealth*.....	W, 68-65
02/17	at UNC Charlotte*.....	L, 89-100 (ot)
02/19	at South Florida*.....	L, 70-80
02/21	Eastern Kentucky.....	W, 67-64
02/24	South Alabama*.....	W, 88-74
03/03	(3) vs. UNC Charlotte.....	L, 67-91

(*) Sun Belt Conference game

(1) San Juan Sunshine Shootout; San Juan, P.R.

(2) WKU Invitational; Bowling Green, Ky.

(3) SBC Tournament; Birmingham, Ala.

Leading Scorers

Roland Shelton — 18.2 ppg | Jerry Anderson — 12.3 ppg

Leading Rebounder

Rodney Ross — 9.5 rpg



Ralph Willard

1991-94 (Four Seasons)

81-42 (.659)

1990-91 (14-14, 8-6 Sun Belt Conference)

Home: 11-2 • Away: 2-11 • Neutral: 1-1

Sun Belt — T-3rd

11/24	at Southern Illinois.....	L, 80-98
11/28	at #17 Georgia.....	L, 65-124
12/01	at Murray State.....	L, 91-97
12/05	Bowling Green State.....	W, 90-77
12/07	(1) vs. Army.....	W, 88-64
12/08	(1) at Austin Peay.....	L, 79-86
12/17	Louisville.....	L, 79-86
12/21	(2) vs. #18 Kentucky.....	L, 70-84
12/28	Tennessee Tech.....	W, 103-97
01/02	at Texas Christian.....	L, 80-86
01/05	at UAB*.....	L, 83-92
01/07	Missouri-Kansas City.....	W, 91-75
01/12	at South Florida*.....	L, 86-87
01/14	at Jacksonville*.....	L, 87-91
01/17	Old Dominion*.....	W, 77-74
01/19	UAB*.....	W, 96-85
01/26	at VCU*.....	W, 83-75
01/28	at South Alabama*.....	L, 78-82
01/30	Eastern Kentucky.....	W, 83-74
02/04	Jacksonville*.....	W, 82-81
02/09	UNC Charlotte*.....	W, 104-97
02/11	Tennessee State.....	W, 74-56
02/14	at UNC Charlotte*.....	L, 77-91
02/16	at Old Dominion*.....	W, 75-66
02/18	South Florida*.....	W, 72-71
02/21	South Alabama*.....	L, 91-100
02/23	Virginia Commonwealth*.....	W, 97-80
03/02	(3) vs. VCU.....	L, 89-100

(*) Sun Belt Conference game

(1) Acme Boot Classic, Clarksville, Tenn.

(2) at Freedom Hall, Louisville, Ky.

(3) SBC Tourney, Mobile, Ala.

Leading Scorers

Jack Jennings — 16.1 ppg | Joe Lightfoot — 15.1 ppg

Harold Thompkins — 12.0 ppg | Darnell Mee — 10.7 ppg

Leading Rebounder

Jack Jennings — 8.5 rpg

1991-92 (21-11, 10-6 Sun Belt Conference)

Home: 12-2 • Away: 6-8 • Neutral: 3-1

Sun Belt — 4th

NIT

11/27	Southern Illinois.....	L, 64-73
11/30	Tennessee-Martin.....	W, 75-61
12/02	Illinois-Chicago.....	W, 80-78
12/04	at Eastern Kentucky.....	W, 64-62

12/11	at Bowling Green State.....	L, 74-81
12/14	Austin Peay.....	W, 86-67
12/19	Murray State.....	W, 93-89
12/23	Bethune-Cookman.....	W, 105-78
12/29	(1) vs. Presbyterian.....	W, 82-64
12/30	(1) vs. North Carolina St.....	W, 84-82
01/08	at Radford.....	W, 81-78
01/11	at SW Louisiana*.....	L, 76-79
01/18	at Jacksonville*.....	L, 85-89 (ot)
01/21	Arkansas State*.....	W, 80-66
01/23	South Alabama*.....	L, 72-84
01/24	Arkansas-Little Rock*.....	W, 72-58
01/30	at New Orleans*.....	W, 68-67
02/01	Jacksonville*.....	W, 90-67
02/03	at Louisiana Tech*.....	L, 79-91
02/05	at South Alabama*.....	L, 76-90
02/08	Texas Pan-American*.....	W, 83-81
02/10	at Central Florida*.....	W, 81-78 (ot)
02/13	Louisiana Tech*.....	W, 79-78 (ot)
02/15	at #19 Kentucky.....	L, 83-93
02/20	at Arkansas State*.....	W, 75-62
02/22	Lamar*.....	W, 103-88
02/27	at Arkansas-Little Rock*.....	L, 78-82
02/29	Central Florida*.....	W, 83-47
03/02	at VCU.....	W, 77-75
03/06	(2) vs. South Alabama.....	W, 95-94 (ot)
03/07	(2) vs. Louisiana Tech.....	L, 60-74
03/18	(3) at Kansas State.....	L, 74-85

(*) Sun Belt Conference game

(1) Aloha Invitational; Honolulu, Hawaii

(2) SBC Tournament; Biloxi, Miss.

(3) National Invitation Tournament

Leading Scorers

Jack Jennings — 19.1 ppg | Harold Thompkins — 14.6 ppg

Mark Bell — 11.8 ppg | Darnell Mee — 11.2 ppg

Leading Rebounder

Jack Jennings — 6.6 rpg

1992-93 (26-6, 14-4 Sun Belt Conference)

Home: 12-2 • Away: 9-3 • Neutral: 5-1

Sun Belt — 2nd / Sun Belt Tournament Champion

NCAA Tournament (Sweet 16)

Final Polls: AP—20th; USA Today—25th

12/02	Jackson State.....	W, 87-69
12/05	at Tennessee Tech.....	L, 92-99
12/19	Virginia Commonwealth.....	W, 84-78
12/21	Eastern Kentucky.....	W, 77-68
12/30	at Illinois-Chicago.....	W, 82-71
01/02	Radford.....	W, 88-58
01/06	at South Alabama*.....	W, 88-83
01/09	Louisiana Tech*.....	W, 86-40
01/11	Lamar*.....	W, 114-89
01/14	Arkansas-Little Rock*.....	W, 92-56
01/16	at Arkansas State*.....	W, 86-75
01/21	at Southwestern Louisiana*.....	L, 83-84
01/24	South Alabama*.....	L, 98-101
01/27	Texas-Pan American*.....	W, 105-49
01/31	Southwestern Louisiana*.....	W, 121-92
02/02	at #25 New Orleans*.....	L, 80-89
02/06	at Lamar*.....	W, 95-88
02/08	Southern Utah.....	W, 96-73

GENERAL

HILTOPPERS

2018-19 REVIEW

HISTORY

UNIVERSITY

OPPONENTS

02/11	Jacksonville*	W, 66-58
02/13	at Texas-Pan American*	W, 98-68
02/16	at #22 Louisville	W, 78-77
02/20	Arkansas State*	W, 67-61
02/22	#19 New Orleans*	L, 67-71
02/25	at Louisiana Tech*	W, 76-54
02/27	at Jacksonville*	W, 101-66
03/01	at Arkansas-Little Rock*	W, 78-71
03/06	(1) vs. Lamar	W, 78-68
03/07	(1) vs. South Alabama	W, 83-73
03/08	(1) vs. #13 New Orleans	W, 72-63
03/15	AP Poll — 20th	
03/18	(2) vs. Memphis State	W, 55-52
03/20	(2) vs. #6 Seton Hall	W, 72-68
03/25	(3) vs. #11 Florida State	L, 78-81 (ot)

(*) Sun Belt Conference game

(1) SBC Tournament; Biloxi, Miss.

(2) NCAA Tournament; Orlando, Fla.

(3) NCAA Tournament; Charlotte, N.C.

Leading Scorers

Darnell Mee — 18.9 ppg | Mark Bell — 16.8 ppg

Leading Rebounder

Darius Hall — 6.1 rpg

1993-94 (20-11, 14-4 Sun Belt Conference)

Home: 12-4 • Away: 7-5 • Neutral: 1-2

Sun Belt Champion

NCAA Tournament

11/17	(1) at #1 North Carolina	L, 87-101
12/08	North Florida	W, 129-91
12/11	Ball State	W, 84-72
12/18	at South Alabama*	W, 81-71
12/22	at Louisville	L, 73-78 (ot)
12/27	(2) vs. Princeton	W, 59-45
12/28	(2) vs. #13 Indiana	L, 55-65
01/03	at UAB	L, 51-62
01/06	South Alabama*	L, 83-87
01/08	Arkansas State*	W, 65-55
01/10	Arkansas-Little Rock*	W, 83-78
01/13	at New Orleans*	L, 74-79
01/15	at Jacksonville*	W, 83-65
01/22	at Texas-Pan American*	L, 77-83
01/24	Southwestern Louisiana*	W, 91-87
01/29	Lamar*	W, 97-68
02/01	Oral Roberts	W, 87-55
02/05	at Southwestern Louisiana*	W, 78-62
02/10	at Louisiana Tech*	W, 91-49
02/12	Jacksonville*	L, 77-84
02/15	Kansas State	L, 68-71 (ot)
02/17	at Arkansas-Little Rock*	W, 66-62
02/19	at Arkansas State*	W, 73-51
02/24	at Lamar*	W, 85-83
02/26	New Orleans*	W, 61-52
02/28	Louisiana Tech*	W, 70-47
03/02	Texas-Pan American*	W, 71-60
03/05	(3) Arkansas-Little Rock	W, 72-69
03/06	(3) Jacksonville	W, 83-72
03/08	(3) SW Louisiana	L, 72-78
03/17	(4) vs. #20 Texas	L, 77-91

(*) Sun Belt Conference game

(1) Preseason NIT; Chapel Hill, N.C.

(2) Hoosier Classic, Indianapolis, Ind.

(3) SBC Tournament; Bowling Green, Ky.

(4) NCAA Tournament; Wichita, Kan.

Leading Scorers

Chris Robinson — 14.7 ppg | Michael Fralieux — 12.7 ppg

Cypheus Bunton — 10.4 ppg

Leading Rebounder

Cypheus Bunton — 6.6 rpg



Matt Kilcullen

1995-98 (Three-Plus Seasons)

59-49 (.546)

1994-95 (27-4, 17-1 Sun Belt Conference)

Home: 12-0 • Away: 12-3 • Neutral: 3-1

Sun Belt Champion / SBC Tournament Champion

NCAA Tournament (Second Round)

Final Polls: AP—21st

12/03	at Jacksonville*	L, 88-100 (2ot)
12/06	at Ball State	W, 84-77
12/10	Belmont	W, 113-79
12/17	at #5 Massachusetts	L, 72-91
12/21	at Eastern Kentucky	W, 82-77
12/28	Ala at Birmingham	W, 78-54
01/05	Arkansas State*	W, 88-68
01/07	Southwestern Louisiana*	W, 83-74
01/11	at South Alabama*	W, 85-64
01/13	at New Orleans*	W, 81-57
01/16	Lamar*	W, 95-61
01/19	at Louisiana Tech*	W, 68-49
01/21	at Southwestern Louisiana*	W, 87-82
01/26	Jacksonville*	W, 76-72
01/28	at Lamar*	W, 77-68
02/02	at Texas-Pan American*	W, 83-67
02/04	at Tulsa	L, 68-70
02/09	Texas-Pan American*	W, 65-48
02/11	Louisiana Tech*	W, 63-50
02/13	New Orleans*	W, 67-59
02/16	at Arkansas-Little Rock*	W, 70-68
02/18	South Alabama*	W, 93-78
02/20	at Oral Roberts	W, 83-71
02/23	Arkansas-Little Rock*	W, 81-50
02/25	Tennessee State	W, 86-80
02/27	at Arkansas State*	W, 92-75
03/04	(1) vs. SW Louisiana	W, 87-72
03/05	(1) vs. Texas-Pan American	W, 64-61
03/07	AP Poll — 23rd	
03/07	(1) at UALR	W, 82-79
03/13	AP Poll — 21st	
03/16	(2) vs. Michigan	W, 82-76 (ot)
03/18	(2) vs. #5 Kansas	L, 70-75

(*) Sun Belt Conference game

(1) SBC Tournament; Little Rock, Ark.

(2) NCAA Tournament; Dayton, Ohio

Leading Scorers

Chris Robinson — 17.0 ppg | Darrin Horn — 12.9 ppg

Michael Fralieux — 12.2 ppg | Deon Jackson — 10.4 ppg

Leading Rebounder: Darius Hall — 7.3 rpg

1995-96 (13-14, 10-8 Sun Belt Conference)

Home: 9-3 • Away: 3-9 • Neutral: 1-2

Sun Belt — T-3rd

Captains: Michael Fraliex, Chris Robinson

11/24	(1) vs. VCU	L, 65-83
11/25	(1) at American-Puerto Rico	L, 85-86
11/26	(1) vs. La Salle	W, 71-63
12/04	Tulsa	L, 65-73
12/06	Butler	W, 56-50
12/09	at UAB	W, 77-65
12/19	at DePaul	L, 69-84
12/23	Wisconsin-Green Bay	L, 56-59 (ot)
12/31	New Orleans*	W, 94-80
01/04	at Arkansas State*	L, 68-80
01/06	Arkansas-Little Rock*	L, 76-84
01/11	Jacksonville*	L, 85-87
01/14	South Alabama*	W, 75-64
01/18	at Texas-Pan American*	W, 68-50
01/21	Arkansas-Little Rock*	W, 83-65
01/27	Louisiana Tech*	W, 59-57
02/01	at New Orleans*	L, 82-90
02/03	at Jacksonville*	L, 78-92
02/05	Arkansas State*	W, 91-64
02/08	at Lamar*	W, 92-73
02/10	at SW Louisiana*	L, 85-95
02/15	Texas-Pan American*	W, 63-51
02/18	Southwestern Louisiana*	W, 85-78
02/20	Lamar*	W, 90-69
02/22	at Louisiana Tech*	L, 66-72
02/24	at South Alabama*	L, 78-92
03/02	(2) vs. SW Louisiana	L, 94-98

(*) Sun Belt Conference game
 (1) San Juan Shootout; San Juan, P.R.
 (2) SBC Tournament; Little Rock, Ark.

Leading Scorers

Chris Robinson — 16.8 ppg | Tony Lovan — 13.3 ppg
 Pop Thornton — 12.4 ppg | Michael Fraliex — 12.2 ppg

Leading Rebounder

Tony Lovan — 8.3 rpg

1996-97 (12-15, 9-9 Sun Belt Conference)

Home: 7-5 • Away: 5-9 • Neutral: 0-1

Sun Belt — T-6th

Captains: Brad Divine, Tony Lovan

11/23	at Xavier	L, 73-98
11/29	Tennessee-Martin	W, 73-56
12/02	Belmont	W, 69-44
12/04	Duquesne	W, 89-82
12/07	at Wisconsin-Green Bay	L, 53-56
12/21	at Jacksonville*	W, 91-73
12/23	Texas-Pan American*	W, 82-58
12/28	(1) vs. #7 Cincinnati	L, 57-81
01/02	at Lamar*	L, 80-98
01/05	at Butler	L, 73-75
01/09	at New Orleans*	L, 45-78
01/11	at Southwestern Louisiana*	W, 86-80
01/16	Lamar*	L, 70-77
01/18	South Alabama*	L, 66-68
01/20	at Texas-Pan American*	W, 66-56
01/25	New Orleans*	L, 66-70
01/27	at Arkansas-Little Rock*	W, 71-62
01/30	Jacksonville*	W, 97-87

02/01	at Louisiana Tech*	W, 68-61
02/04	at #10 Clemson	L, 55-69
02/06	Arkansas State*	W, 68-53
02/09	Arkansas-Little Rock*	L, 77-80
02/11	Southwestern Louisiana*	W, 80-78
02/13	at Arkansas State*	L, 63-72
02/15	Louisiana Tech*	L, 61-94
02/22	at South Alabama*	L, 59-83
03/01	(2) at Arkansas-Little Rock	L, 62-68

(*) Sun Belt Conference game
 (1) Rock-n-Roll Classic; Cleveland, Ohio
 (2) SBC Tournament; Little Rock, Ark.

Leading Scorers

Tony Lovan — 15.0 ppg | Brad Divine — 13.2 ppg
 Steven Bides — 10.7 ppg

Leading Rebounders

Tony Lovan — 5.8 rpg | Steven Bides — 5.8 rpg

1997-98 (10-19, 6-12 Sun Belt Conference)

Home: 6-8 • Away: 3-10 • Neutral: 1-1

Sun Belt — 8th

Captain: Steven Bides

11/19	(1) at #2 Kansas	L, 62-75
11/29	at Mississippi Valley	W, 81-76
12/03	Butler	W, 69-59
12/06	#19 Xavier	L, 60-93
12/08	at Duquesne	L, 64-74
12/18	Mississippi Valley	W, 75-66
12/21	Murray State	L, 75-86
12/27	at Lamar*	L, 57-58
12/30	#21 Clemson	L, 52-71
01/03	Southwestern Louisiana*	L, 61-66
01/05	Louisiana Tech*	W, 69-67
01/08	at New Orleans*	W, 70-61
01/10	at South Alabama*	L, 48-68
01/15	at Arkansas State*	L, 67-76
01/18	Arkansas-Little Rock*	L, 76-77 (ot)
01/22	Jacksonville*	L, 70-75
01/24	Arkansas State*	L, 49-71
01/26	at Tennessee-Martin	L, 67-70
01/29	at Louisiana Tech*	W, 49-46
01/31	New Orleans*	W, 75-55
02/05	at Texas-Pan American*	L, 87-88
02/07	at Southwestern Louisiana*	L, 76-91
02/12	at Jacksonville*	L, 64-67
02/15	Texas-Pan American*	W, 88-85
02/19	at Arkansas-Little Rock*	L, 61-70
02/21	South Alabama*	L, 50-55
02/23	Lamar*	W, 71-53
02/27	(2) vs. Jacksonville	W, 75-70 (ot)
02/28	(2) vs. South Alabama	L, 47-61

(*) Sun Belt Conference game
 (1) Preseason NIT; Lawrence, Kan.
 (2) SBC Tournament; Lafayette, La.

Leading Scorer

Steven Bides — 14.1 ppg

Leading Rebounder

Ravon Farris — 6.9 rpg

NOTE: Ron Brown & Al Seibert served as co-coaches for the last six games.

GENERAL

HILITOPPERS

2018-19 REVIEW

HISTORY

UNIVERSITY

OPPONENTS



Dennis Felton

1999-2003 (Five Seasons)
100-54 (.649)

1998-99 (13-16, 7-7 Sun Belt Conference)

Home: 6-5 • Away: 4-9 • Neutral: 3-2

Sun Belt — T-3rd

Captain: Kyle Chapman

11/14	at Evansville.....	L, 65-70
11/18	at Virginia Commonwealth.....	L, 61-63
11/22	at Louisville.....	L, 78-99
11/25	Akron.....	L, 61-63
11/30	Belmont.....	W, 67-64
12/03	(1) vs. Middle Tennessee.....	W, 51-45
12/05	at UAB.....	L, 72-87
12/08	at Butler.....	L, 58-69
12/19	at Murray State.....	L, 57-69
12/23	Southern Illinois.....	W, 78-69
12/29	(2) at Oklahoma.....	L, 62-72 (ot)
12/30	(2) vs Cal Poly.....	W, 93-88 (2ot)
01/04	at South Alabama*.....	W, 75-61
01/09	New Orleans*.....	W, 65-44
01/12	at Florida International*.....	W, 71-66
01/16	Southwestern Louisiana*.....	L, 62-66
01/21	Arkansas State*.....	W, 65-57
01/28	at Arkansas-Little Rock*.....	W, 62-54
01/30	at Arkansas State*.....	L, 63-70
02/02	Florida International*.....	L, 53-57
02/04	Louisiana Tech*.....	L, 54-63
02/06	at Southwestern Louisiana*.....	L, 50-66
02/10	Arkansas-Little Rock*.....	W, 56-52
02/13	at Louisiana Tech*.....	L, 71-87
02/18	at New Orleans*.....	L, 58-74
02/20	South Alabama*.....	W, 50-48
02/27	(3) at SW Louisiana.....	W, 80-73
02/28	(3) vs. Louisiana Tech.....	W, 76-66
03/02	(3) vs. Arkansas State.....	L, 48-65

(*) *Sun Belt Conference game*

(1) *at Nashville (Tenn.) Arena*

(2) *All-College Tournament; Oklahoma City, Okla.*

(3) *SBC Tournament; Lafayette, La.*

Leading Scorer

Joe Harney — 10.2 ppg

Leading Rebounder

Ravon Farris — 5.1 rpg

1999-2000 (11-18, 8-8 Sun Belt Conference)

Home: 8-3 • Away: 2-12 • Neutral: 1-3

Sun Belt — 5th

Captain: Lee Lampley

11/20	at Southern Illinois.....	L, 67-82
11/23	Evansville.....	L, 47-52
11/27	at St. Joseph's (Pa.).....	L, 55-81
11/30	at Akron.....	L, 62-75
12/04	at Mississippi State.....	L, 69-81
12/07	Murray State.....	W, 92-70
12/11	Virginia Commonwealth.....	W, 75-58
12/18	at Vanderbilt.....	L, 77-101

12/29	(1) vs. Austin Peay.....	L, 68-72
12/30	(1) vs. Drexel.....	L, 61-66
01/08	at Florida International*.....	L, 63-93
01/13	at Arkansas-Little Rock*.....	W, 76-71
01/15	at Arkansas State*.....	L, 70-77
01/18	at Belmont.....	L, 52-80
01/22	South Alabama*.....	W, 92-88
01/24	Denver*.....	W, 83-71
01/27	Louisiana Tech*.....	L, 65-68
01/29	Louisiana-Lafayette*.....	L, 77-86
01/31	at New Orleans*.....	W, 62-60 (ot)
02/09	at South Alabama*.....	L, 53-60
02/12	Florida International*.....	W, 73-65
02/17	at Louisiana-Lafayette*.....	L, 64-72
02/19	at Louisiana Tech*.....	L, 66-72
02/21	New Orleans*.....	W, 76-63
02/24	Arkansas State*.....	W, 84-72
02/26	Arkansas-Little Rock*.....	W, 77-51
02/28	at Denver*.....	L, 52-55
03/05	(2) vs. Florida International.....	W, 79-60
03/06	(2) vs. South Alabama.....	L, 61-64

(*) *Sun Belt Conference game*

(1) *Oneida Classic; Green Bay, Wis.*

(2) *SBC Tournament; Little Rock, Ark.*

Leading Scorers

Lee Lampley — 14.1 ppg | Chris Marcus — 11.9 ppg

Leading Rebounder

Chris Marcus — 9.5 rpg

2000-01 (24-7, 14-2 Sun Belt Conference)

Home: 13-2 • Away: 9-4 • Neutral: 2-1

SBC Champion (East Div.) / SBC Tourn. Champion

NCAA Tournament

Captains: Nashon McPherson, Tremain Rowles, David Boyden

11/18	at Evansville.....	W, 61-59
11/21	Union (Ky.).....	W, 75-45
11/25	Tennessee State.....	W, 90-66
11/28	(1) Vanderbilt.....	L, 66-70
12/02	at New Mexico.....	L, 57-75
12/05	at Murray State.....	L, 81-83
12/09	at Louisville.....	W, 68-65
12/16	Akron.....	W, 73-58
12/18	Savannah State.....	W, 103-60
12/21	St. Joseph's (Pa.).....	L, 68-74
12/28	at New Orleans*.....	W, 68-63
12/31	at Denver*.....	W, 80-61
01/03	Asbury (Ky.).....	W, 81-29
01/06	Louisiana-Lafayette*.....	W, 79-62
01/10	at South Alabama*.....	L, 66-74 (ot)
01/13	Arkansas-Little Rock*.....	W, 59-49
01/16	New Mexico State*.....	W, 72-61
01/18	Louisiana Tech*.....	W, 55-47
01/25	Arkansas State*.....	W, 79-61
01/27	at Florida International*.....	W, 55-46
02/01	at Middle Tennessee*.....	W, 71-63
02/03	North Texas*.....	W, 107-63
02/10	at Louisiana Tech*.....	L, 72-73 (ot)
02/15	Florida International*.....	W, 69-49
02/17	at Arkansas-Little Rock*.....	W, 86-73
02/22	at Arkansas State*.....	W, 100-60
02/24	Middle Tennessee*.....	W, 92-51

03/03	(2) vs. Florida International.....	W, 68-51
03/05	(2) vs. Louisiana-Lafayette	W, 82-75
03/06	(2) at South Alabama.....	W, 64-54
03/16	(3) vs. #8 Florida	L, 56-69

(*) *Sun Belt Conference game*
 (1) *Area Bank Classic; Bowling Green, Ky.*
 (2) *SBC Tournament; Mobile, Ala.*
 (3) *NCAA Tournament; New Orleans, La.*

Leading Scorers

Chris Marcus — 16.7 ppg | Nashon McPherson — 10.4 ppg

Leading Rebounder

Chris Marcus — 12.1

*Marcus led the Nation in Rebounding

2001-02 (28-4, 13-1 Sun Belt Conference)

Home: 14-0 • Away: 10-3 • Neutral: 4-1

Sun Belt Champion (East Div.) / SBC Tourn. Champion NCAA Tournament

Captain: Derek Robinson

11/15	(1) at #4 Kentucky.....	W, 64-52
11/16	(1) vs. George Washington	W, 73-48
11/20	Evansville	W, 90-64
11/24	Murray State.....	W, 101-77
11/27	at Creighton.....	L, 91-94 (2ot)
12/02	at Vanderbilt.....	L, 75-80
12/05	at Akron.....	W, 78-68
12/08	at Austin Peay.....	W, 77-75
12/15	West Alabama.....	W, 103-40
12/19	Creighton.....	W, 95-61
12/22	at Southern Mississippi	W, 74-50
12/28	at New Orleans*.....	W, 90-76
12/30	at South Alabama*.....	L, 58-61
01/02	at Florida International*.....	W, 65-54
01/05	Austin Peay	W, 75-73
01/10	Louisiana-Lafayette*.....	W, 63-62
01/13	New Mexico State*.....	W, 83-67
01/16	at Middle Tennessee*.....	W, 55-45
01/19	at Denver*.....	W, 86-59
01/24	Arkansas-Little Rock*.....	W, 95-85
01/27	Arkansas State*.....	W, 45-42
01/31	Florida International*.....	W, 66-64
02/03	Morris Brown.....	W, 92-53
02/07	at Arkansas-Little Rock*.....	W, 83-79 (ot)
02/09	at Arkansas State*.....	W, 50-46
02/16	North Texas*.....	W, 100-76
02/19	Kentucky State.....	W, 100-63
02/23	Middle Tennessee*.....	W, 65-61
03/02	(2) vs. North Texas.....	W, 82-68
03/04	(2) vs. New Mexico State	W, 73-72
03/05	(2) vs. Louisiana-Lafayette	W, 76-70
03/14	(3) vs. #24 Stanford.....	L, 68-84

(*) *Sun Belt Conference game*
 (1) *NABC Classic; Lexington, Ky.*
 (2) *SBC Tournament; New Orleans, La.*
 (3) *NCAA Tournament; St. Louis, Mo.*

Leading Scorers

Chris Marcus — 15.9 ppg | David Boyden — 11.3 ppg
 Patrick Sparks — 10.7 ppg | Derek Robinson — 10.4 ppg

Leading Rebounder

Chris Marcus — 8.9 ppg

2002-03 (24-9, 12-2 Sun Belt Conference)

Home: 16-0 • Away: 5-7 • Neutral: 3-2

Sun Belt Champion (East Div.) / SBC Tourn. Champion NCAA Tournament

Captain: David Boyden

11/23	at #1 Arizona	L, 68-107
11/26	Virginia Commonwealth.....	W, 80-73 (ot)
12/01	(1) vs. Auburn	W, 89-70
12/03	at Evansville.....	L, 76-81 (ot)
12/07	at Murray State.....	L, 72-83
12/15	Illinois State	W, 63-43
12/18	Southern Mississippi	W, 64-54
12/20	St. Francis (Pa.).....	W, 80-45
12/23	at Pacific.....	L, 57-70
12/28	(2) vs. Chicago State	W, 63-56
12/29	(2) vs. Butler	L, 60-63
12/30	(2) vs. Tennessee Tech	W, 74-51
01/04	at Middle Tennessee*.....	L, 65-69
01/09	at Arkansas-Little Rock*.....	W, 74-66
01/11	at Arkansas State*.....	W, 77-69
01/16	New Orleans*.....	W, 78-59
01/18	South Alabama*.....	W, 85-69
01/25	at New Mexico State*.....	L, 82-92
01/30	Florida International*.....	W, 63-43
02/01	at Detroit.....	L, 65-86
02/03	Kentucky State.....	W, 104-70
02/05	Denver*.....	W, 81-77
02/08	at North Texas*.....	W, 85-70
02/13	Arkansas-Little Rock*.....	W, 70-51
02/15	Arkansas State*.....	W, 69-63
02/19	at Florida International*.....	W, 71-58
02/22	(3) Ball State.....	W, 84-79
02/26	at Louisiana-Lafayette*.....	W, 69-66
03/01	Middle Tennessee*.....	W, 89-75
03/08	(4) Florida International.....	W, 71-60
03/10	(4) New Mexico State	W, 78-59
03/11	(4) Middle Tennessee.....	W, 64-52
03/20	(5) vs. #11 Illinois.....	L, 60-65

(*) *Sun Belt Conference game*
 (1) *at Gaylord Entertainment Ctr; Nashville, Tenn.*
 (2) *Outrigger Hotels Rainbow Classic; Honolulu, Hawaii*
 (3) *ESPN Bracket Buster Saturday*
 (4) *SBC Tournament; Bowling Green, Ky.*
 (5) *NCAA Tournament; Indianapolis, Ind.*

Leading Scorers

Patrick Sparks — 13.3 ppg | David Boyden — 12.4 ppg
 Mike Wells — 10.8 ppg | Nate Williams — 10.1 ppg

Leading Rebounder

David Boyden — 5.3 ppg



Darrin Horn

2004-08 (Five Seasons)
111-48 (.698)

2003-04 (15-13, 8-6 Sun Belt Conference)

Home: 10-4 • Away: 5-8 • Neutral: 0-1

Sun Belt — T-2nd East

11/21	at Auburn	L, 64-86
-------	-----------------	----------

GENERAL

HILTOPPERS

2018-19 REVIEW

HISTORY

UNIVERSITY

OPPONENTS

11/25	at Virginia Commonwealth	L, 67-72
11/29	Mississippi State.....	L, 75-81
12/04	(1) vs. Louisville	L, 63-93
12/07	Murray State.....	L, 95-100 (2ot)
12/13	Austin Peay	W, 75-59
12/16	at Illinois State	L, 65-66 (ot)
12/20	Evansville	W, 92-82
12/23	at Ball State	W, 78-69
12/30	at Fordham.....	W, 94-70
01/03	Kentucky State.....	W, 107-52
01/07	at Arkansas State*.....	L, 76-79
01/10	at South Alabama*.....	L, 66-72
01/15	Arkansas-Little Rock*.....	W, 86-71
01/17	Arkansas State*	W, 74-66
01/22	at New Orleans*.....	L, 64-78
01/24	New Mexico State*.....	W, 73-58
01/29	Louisiana-Lafayette*.....	L, 102-110
01/31	at Florida International*.....	W, 55-42
02/05	Middle Tennessee*.....	W, 70-66
02/08	West Virginia Tech.....	W, 96-48
02/12	at Denver*.....	W, 78-65
02/14	North Texas*.....	W, 80-78
02/19	at Arkansas-Little Rock*.....	L, 60-68
02/21	at Marshall.....	W, 87-66
02/26	at Middle Tennessee*.....	L, 59-73
02/28	Florida International*.....	W, 74-43
03/07	(2) Middle Tennessee.....	L, 62-76

(*) Sun Belt Conference game

(1) at Gaylord Entertainment Ctr; Nashville, Tenn.

(2) SBC Tournament; Bowling Green, Ky.

Leading Scorers

Nigel Dixon — 15.9 ppg | Mike Wells — 15.8 ppg
A. Winchester — 14.1 ppg | Antonio Haynes — 11.9 ppg

Leading Rebounder

Nigel Dixon — 10.3 rpg

2004-05 (22-9, 9-5 Sun Belt Conference)

Home: 15-1 • Away: 6-7 • Neutral: 1-1

Sun Belt — 2nd East

NIT

11/19	Tennessee State	W, 76-73 (ot)
11/23	at Georgia.....	W, 71-61
11/27	Montana	W, 72-46
12/01	Southeast Missouri	W, 74-53
12/04	at Murray State	W, 82-72
12/08	Eastern Kentucky.....	W, 75-63
12/11	at Evansville.....	L, 62-68
12/18	Marshall.....	W, 70-54
12/22	Kentucky State.....	W, 89-73
12/28	at Austin Peay	W, 87-80
01/01	Fordham.....	W, 80-59
01/05	at Virginia.....	L, 79-80 (2ot)
01/13	at Arkansas-Little Rock*.....	L, 66-69
01/15	at Arkansas State*.....	L, 90-94
01/20	New Orleans*.....	W, 81-69
01/22	South Alabama*.....	W, 79-76 (ot)
01/27	at Louisiana-Lafayette*.....	L, 76-91
01/29	at New Mexico State*.....	W, 77-75
02/03	at Middle Tennessee*.....	W, 61-56
02/05	Arkansas State*.....	W, 76-72
02/07	Florida International*.....	W, 83-67

02/10	Denver*.....	W, 84-79
02/12	at North Texas*.....	W, 93-92
02/17	Arkansas-Little Rock*.....	L, 53-55
02/19	Bradley.....	W, 75-60
02/24	Middle Tennessee*.....	W, 85-83 (ot)
02/26	at Florida International*.....	L, 77-79
03/06	(1) vs. New Orleans.....	W, 78-67
03/07	(1) vs. Denver.....	L, 68-77
03/16	(2) Kent State.....	W, 88-80 (ot)
03/19	(2) at Wichita State	L, 81-84

(*) Sun Belt Conference game

(1) SBC Tournament; Denton, Texas

(2) National Invitation Tournament

Leading Scorers

A. Winchester — 18.2 ppg | Courtney Lee — 14.9 ppg
Antonio Haynes — 13.9 ppg

Leading Rebounder: Anthony Winchester — 7.2 ppg

2005-06 (23-8, 12-2 Sun Belt Conference)

Home: 13-2 • Away: 7-5 • Neutral: 3-1

Sun Belt Champion (East Division)

NIT

11/18	Austin Peay	W, 83-54
11/22	IUPUI.....	W, 89-75
11/26	Georgia.....	L, 65-69
11/29	at UAB	W, 92-76
12/03	at Eastern Kentucky	W, 97-89
12/06	Evansville.....	W, 84-77
12/10	Pacific.....	L, 75-91
12/14	at Bradley.....	L, 76-78
12/19	(1) vs. Central Florida.....	W, 73-68
12/21	(1) at Arizona.....	L, 81-86 (ot)
12/29	Kentucky State.....	W, 87-71
01/02	Virginia.....	W, 78-68
01/05	at Arkansas State*.....	W, 72-70
01/07	Middle Tennessee*.....	W, 80-48
01/12	Arkansas-Little Rock*.....	W, 74-70
01/14	Arkansas State*.....	W, 87-63
01/19	at Troy*.....	L, 49-76
01/21	at South Alabama*.....	W, 74-73
01/26	Louisiana-Lafayette*.....	W, 94-81
01/28	New Orleans*.....	W, 72-57
01/31	at Florida International*.....	W, 66-61
02/09	at Denver*.....	W, 71-70
02/11	North Texas*.....	W, 97-71
02/16	at Arkansas-Little Rock*.....	W, 74-73
02/18	(2) Northern Arizona.....	W, 79-58
02/23	at Middle Tennessee*.....	L, 74-80
02/25	Florida International*.....	W, 80-65
03/05	(3) vs. New Orleans.....	W, 80-61
03/06	(3) vs. UL-Lafayette.....	W, 80-72
03/07	(3) vs. South Alabama	L, 70-95
03/15	(4) at South Carolina.....	L, 55-74

(*) Sun Belt Conference game

(1) Fiesta Bowl Classic; Tucson, Ariz.

(2) BracketBusters presented by eBay; Bowling Green, Ky.

(3) SBC Tournament; Murfreesboro, Tenn.

(4) National Invitation Tournament

Leading Scorers

Anthony Winchester — 18.6 ppg | Courtney Lee — 17.4 ppg
Leading Rebounder: Courtney Lee — 6.3 rpg

2006-07 (22-11, 12-6 Sun Belt Conference)

Home: 12-3 • Away: 8-6 • Neutral: 2-2

Sun Belt — 2nd East

11/11	at Kennesaw State.....	W, 96-55
11/14	at Georgia.....	W, 70-67
11/19	(1) Tennessee State.....	W, 87-69
11/21	(1) Towson.....	W, 95-72
11/24	(1) vs. #1 Florida.....	L, 68-101
11/25	(1) vs. Ball State.....	W, 76-66
11/28	UAB.....	W, 69-54
12/02	Eastern Kentucky.....	W, 78-55
12/06	at Montana.....	W, 81-65
12/09	Southern Illinois.....	L, 70-75
12/16	at Tennessee.....	L, 79-93
12/19	North Texas*.....	L, 85-86
12/22	South Alabama*.....	W, 73-51
12/28	at Middle Tennessee*.....	W, 73-64
12/30	at Florida Atlantic*.....	W, 93-83
01/03	Troy*.....	W, 82-78 (ot)
01/06	at Nebraska.....	L, 71-82
01/11	at Florida International*.....	W, 86-74
01/13	Louisiana-Lafayette*.....	W, 82-72
01/17	at UALR*.....	L, 69-71
01/21	New Orleans*.....	W, 73-70
01/25	at Arkansas State*.....	L, 75-76
01/27	at Denver*.....	W, 77-67
01/31	Louisiana-Monroe*.....	W, 103-96
02/03	at North Texas*.....	L, 70-74
02/08	at South Alabama*.....	L, 71-73 (ot)
02/10	Middle Tennessee*.....	W, 65-53
02/14	Florida Atlantic*.....	L, 73-78
02/17	at Troy*.....	W, 75-74
02/20	Kentucky Wesleyan.....	W, 74-67
02/24	Florida International*.....	W, 82-64
03/04	(2) vs. Florida Atlantic.....	W, 86-81
03/05	(2) vs. Arkansas State.....	L, 73-80

(* Sun Belt Conference game)

(1) Findlay Toyota Las Vegas Invitational

(2) SBC Tournament; Lafayette, La.

Leading Scorers

Courtney Lee — 17.3 ppg | Tyrone Brazleton — 12.8 ppg

Leading Rebounder

Jeremy Evans — 5.7 rpg

2007-08 (29-7, 16-2 Sun Belt Conference)

Home: 13-1 • Away: 10-3 • Neutral: 6-3

Sun Belt Co-Champ. (East Div.) / SBC Tourn. Champion NCAA Tournament (Sweet 16)

11/09	Kennesaw State.....	W, 96-61
11/13	Kentucky Wesleyan.....	W, 88-67
11/17	Murray State.....	W, 87-63
11/22	(1) vs. #14 Gonzaga.....	L, 71-74
11/23	(1) at Alaska Anchorage.....	W, 71-67
11/24	(1) vs. Michigan.....	W, 73-69
12/01	at Northern Arizona.....	L, 61-64
12/05	Nebraska.....	W, 69-62 (ot)
12/08	at Eastern Kentucky.....	W, 77-60
12/15	(2) vs. #11 Tennessee.....	L, 82-88
12/18	North Carolina Central.....	W, 84-53
12/22	at Southern Illinois.....	L, 78-88
12/29	at Troy*.....	W, 94-90

01/02	Middle Tennessee*.....	W, 62-51
01/05	at South Alabama*.....	L, 61-65
01/10	at Louisiana-Monroe*.....	W, 71-44
01/12	Florida International*.....	W, 76-60
01/16	Florida Atlantic*.....	W, 80-62
01/19	at Louisiana-Lafayette*.....	W, 69-66
01/23	at New Orleans*.....	W, 73-55
01/27	Arkansas State*.....	W, 77-68
01/31	UALR*.....	W, 71-47
02/02	Denver*.....	W, 78-64
02/07	at North Texas*.....	W, 94-84
02/13	Troy*.....	W, 92-57
02/16	at Middle Tennessee*.....	W, 71-66
02/21	South Alabama*.....	L, 64-69
02/23	Louisiana-Monroe*.....	W, 86-75
02/27	at Florida International*.....	W, 69-54
03/01	at Florida Atlantic*.....	W, 88-78
03/09	(3) vs. North Texas.....	W, 84-70
03/10	(3) vs. UALR.....	W, 70-55
03/11	(3) vs. Middle Tennessee.....	W, 67-57
03/21	(4) vs. #14 Drake.....	W, 101-99 (ot)
03/23	(4) vs. San Diego.....	W, 72-63
03/27	(5) vs. #3 UCLA.....	L, 78-88

04/08 ESPN/USA Today Poll — 22nd

(* Sun Belt Conference game)

(1) Carrs/Safeway Great Alaska Shootout; Anchorage, Alaska

(2) Sun Belt Classic, Nashville, Tenn.

(3) SBC Tournament; Mobile, Ala.

(4) NCAA Tournament; Tampa, Fla.

(5) NCAA Tournament; Phoenix, Ariz.

Leading Scorers

Courtney Lee — 20.4 ppg | Tyrone Brazleton — 14.4 ppg

Leading Rebounder

Jeremy Evans — 5.2 rpg



Ken McDonald

2009-12 (Three-Plus Seasons)

67-49 (.578)

2008-09 (25-9, 15-3 Sun Belt Conference)

Home: 13-0 • Away: 7-7 • Neutral: 5-2

Sun Belt Champion (East Div.) / SBC Tourn. Champion NCAA Tournament (Second Round)

Captain: Orlando Mendez-Valdez

11/15	at Houston.....	L, 64-73
11/18	Campbellsville.....	W, 62-48
11/22	at Murray State.....	L, 61-89
11/26	Southern Illinois.....	W, 79-70
11/30	(1) vs. #3 Louisville.....	W, 68-54
12/02	Georgia.....	W, 67-63
12/06	at Tulane.....	W, 82-67
12/13	at Evansville.....	L, 40-72
12/18	at South Alabama*.....	W, 69-66
12/21	Alabama A&M.....	W, 83-60
12/28	(2) vs. Florida State.....	L, 69-82
01/01	Troy*.....	W, 99-76
01/03	UALR*.....	W, 79-47
01/05	at Mississippi State.....	L, 67-95
01/08	at FIU*.....	L, 79-81

GENERAL

HILTOPPERS

2018-19 REVIEW

HISTORY

UNIVERSITY

OPPONENTS

01/10	at Florida Atlantic*	W, 78-57
01/15	Middle Tennessee*	W, 63-61
01/17	New Orleans*	W, 70-60
01/22	Louisiana-Lafayette*	W, 73-68
01/24	at Denver*	L, 74-78
01/31	North Texas*	W, 71-67
02/02	at Arkansas State*	W, 68-63
02/05	at ULM*	W, 64-55
02/07	South Alabama*	W, 67-59
02/14	at Troy*	L, 82-87
02/19	at UALR*	W, 78-69
02/21	FIU*	W, 79-66
02/26	Florida Atlantic*	W, 87-67
02/28	at Middle Tennessee*	W, 68-49
03/08	(3) vs. FIU	W, 66-48
03/09	(3) vs. North Texas	W, 77-70
03/10	(3) vs. South Alabama	W, 64-56
03/19	(4) vs. Illinois	W, 76-72
03/21	(4) vs. #10 Gonzaga	L, 81-83
04/14	ESPN/USA Today Poll — RV (34th)	

(*) Sun Belt Conference game

- (1) Played at Sommet Center; Nashville, Tenn.
- (2) MetroPCS Orange Bowl Classic; Sunrise, Fla.
- (3) SBC Tournament; Hot Springs, Ark.
- (4) NCAA Tournament; Portland, Ore.

Leading Scorers

A.J. Slaughter — 16.0 ppg | O. Mendez-Valdez — 14.2 ppg
S. Pettigrew — 12.7 ppg | Sergio Kersch — 11.2 ppg

Leading Rebounder

Sergio Kersch — 7.4 rpg

2009-10 (21-13, 12-6 Sun Belt Conference)

Home: 12-4 • Away: 5-8 • Neutral: 4-1

Sun Belt — 3rd East

Captain: A.J. Slaughter

11/16	(1) vs. Wis.-Milwaukee	W, 69-65
11/17	(1) at LSU	L, 60-71
11/23	(2) Cal State Northridge	W, 68-67
11/24	(2) Indiana State	L, 63-64
12/02	at South Carolina	L, 56-74
12/06	Tulane	W, 62-48
12/08	Evansville	W, 63-57
12/11	(3) vs. #24 Vanderbilt	W, 76-69
12/19	(4) at Louisville	L, 75-102
12/22	Murray State	W, 83-72
12/31	Louisiana-Lafayette*	W, 77-65
01/04	Mississippi State	W, 55-52
01/07	at South Alabama*	W, 67-64 (ot)
01/10	at Denver*	L, 67-72
01/14	Florida Atlantic*	W, 79-72
01/16	FIU*	W, 81-64
01/18	at Middle Tennessee*	L, 46-47
01/21	at Troy*	L, 69-77
01/23	Middle Tennessee*	L, 74-84
01/25	at Southern Illinois	L, 63-68
01/28	North Texas*	L, 83-84 (ot)
01/30	New Orleans*	W, 76-56
02/04	at ULM*	L, 66-67
02/06	Troy*	W, 87-69
02/09	Houston	L, 72-74
02/11	Arkansas State*	W, 79-68

02/13	at UALR*	W, 67-46
02/18	South Alabama*	W, 99-69
02/20	at Arkansas State*	W, 78-76 (ot)
02/25	at Florida Atlantic*	W, 78-69 (ot)
02/27	at FIU*	W, 88-61
03/06	(5) vs. New Orleans	W, 83-58
03/07	(5) vs. Arkansas State	W, 65-64
03/08	(5) vs. Troy	L, 48-54

(*) Sun Belt Conference game

- (1) 25th Dick's Sporting Goods NIT Season Tip-Off; Baton Rouge, La.
- (2) 25th Dick's Sporting Goods NIT Season Tip-Off; Bowling Green, Ky.
- (3) Played at Sommet Center; Nashville, Tenn.
- (4) Billy Minardi Classic; Louisville, Ky.
- (5) SBC Tournament; Hot Springs, Ark.

Leading Scorers

A.J. Slaughter — 17.5 ppg | S. Pettigrew — 14.9 ppg
Sergio Kersch — 14.3 ppg | Jeremy Evans — 10.0 ppg

Leading Rebounder

Sergio Kersch — 7.2 rpg

2010-11 (16-16, 8-8 Sun Belt Conference)

Home: 7-6 • Away: 6-7 • Neutral: 3-3

Sun Belt — 3rd East

Captain: Steffphon Pettigrew

11/12	at Saint Joseph's	W, 98-70
11/15	Alabama A&M	W, 83-61
11/18	(1) vs. Minnesota	L, 77-95
11/19	(1) vs. Hofstra	W, 62-60
11/21	(1) vs. Davidson	L, 51-64
11/27	South Carolina	L, 85-87 (2ot)
12/01	at Vanderbilt	L, 62-82
12/04	at #14 Memphis	L, 61-77
12/08	at Bowling Green State	W, 59-52
12/11	Southern Illinois	W, 53-46
12/18	at Murray State	L, 60-69
12/22	#25 Louisville	L, 82-114
01/01	at Arkansas State*	L, 73-81
01/06	Denver*	L, 59-62
01/13	at Troy*	L, 68-82
01/15	Florida Atlantic*	L, 73-78
01/20	at South Alabama*	W, 84-75
01/22	Troy*	W, 77-58
01/27	at FIU*	W, 81-78
01/29	at Florida Atlantic*	W, 57-53
02/03	South Alabama*	L, 76-80
02/05	ULM*	W, 81-61
02/10	Middle Tennessee*	L, 60-69
02/12	North Texas*	W, 87-76
02/14	Florida Gulf Coast	W, 80-70
02/17	at UALR*	W, 61-59
02/19	at Louisiana-Lafayette*	L, 64-67
02/24	FIU*	W, 80-73
02/26	at Middle Tennessee*	L, 39-57
03/05	vs. ULM	W, 66-50
03/06	(2) vs. Louisiana-Lafayette	W, 81-76
03/07	(2) vs. North Texas	L, 62-71

(*) Sun Belt Conference game

- (1) Honda Puerto Rico Tip-Off; San Juan, P.R.
- (2) SBC Tournament; Hot Springs, Ark.

Leading Scorers

Sergio Kersch — 15.6 ppg | S. Pettigrew — 14.6 ppg

Juan Pattillo — 13.7 ppg

Leading Rebounder

Juan Pattillo — 9.1 rpg

2011-12 (16-19, 7-9 Sun Belt Conference)

Home: 8-7 • Away: 3-8 • Neutral: 5-4

**Sun Belt — T-3rd East / SBC Tournament Champion
NCAA Tournament (Third Round)**

Captain: Kahlil McDonald

11/11	Saint Joseph's.....	L, 61-72
11/14	Tennessee State.....	W, 52-49
11/17	(1) vs. Tulsa.....	L, 49-65
11/18	(1) vs. LSU.....	L, 57-76
11/20	(1) vs. VCU.....	L, 64-69
11/23	VCU.....	L, 45-68
11/26	Southeastern Louisiana.....	W, 72-67
12/01	Murray State.....	L, 59-70
12/04	Bowling Green State.....	W, 60-53
12/07	at Southern Illinois.....	W, 62-55
12/10	at IUPUI.....	L, 76-84
12/17	Furman.....	L, 63-76
12/23	at #4 Louisville.....	L, 60-70
12/29	at ULM*.....	W, 76-71 (ot)
12/31	FIU*.....	L, 63-81
01/05	Louisiana-Lafayette*.....	L, 70-72 (ot)



Ray Harper

**2012-16 (Four-Plus Seasons)
71-48 (.597)**

01/07	Troy*.....	L, 65-67
01/12	at North Texas*.....	L, 67-84
01/15	at Denver*.....	L, 65-78
01/21	UALR*.....	W, 65-53
01/26	at Florida Atlantic*.....	L, 66-67
01/28	at FIU*.....	W, 61-51
02/04	South Alabama*.....	W, 75-66
02/09	at Middle Tennessee*.....	L, 64-72
02/11	at Troy*.....	L, 77-83
02/16	Florida Atlantic*.....	W, 64-57
02/18	at South Alabama*.....	L, 61-66
02/23	Arkansas State*.....	W, 79-76
02/25	Middle Tennessee*.....	W, 73-67
03/03	(2) vs. FIU.....	W, 67-63
03/04	(2) vs. UALR.....	W, 68-63
03/05	(2) vs. Denver.....	W, 67-63
03/06	(2) vs. North Texas.....	W, 74-70
03/13	(3) vs. Mississippi Valley State.....	W, 59-58
03/15	(4) vs. #1 Kentucky.....	L, 66-81

(*) Sun Belt Conference game

- (1) Charleston Classic; Charleston, S.C.
- (2) SBC Tournament; Hot Springs, Ark.
- (3) NCAA Tournament First Four; Dayton, Ohio
- (4) NCAA Tournament; Louisville, Ky.

Leading Scorers

Derrick Gordon — 11.8 ppg | George Fant — 10.4 ppg
T.J. Price — 9.0 ppg

Leading Rebounder: Derrick Gordon — 6.7 rpg

2012-13 (20-16, 10-10 Sun Belt Conference)

Home: 11-4 • Away: 4-9 • Neutral: 5-3

**Sun Belt — 4th East / SBC Tournament Champion
NCAA Tournament**

Captain: None Declared

11/10	at Southern Miss.....	L, 64-67 (ot)
11/13	(1) Austin Peay.....	W, 74-54
11/17	(1) Western Carolina.....	W, 92-81
11/20	(2) vs. Iowa.....	L, 55-63
11/21	(2) vs. DePaul.....	W, 70-61
11/24	Brescia (Ky.).....	W, 74-46
11/29	at ULM*.....	W, 65-54
12/01	at Troy*.....	W, 75-71
12/05	Southern Illinois.....	W, 58-57
12/08	IUPUI.....	W, 77-57
12/16	at Murray State.....	L, 70-75
12/18	at VCU.....	L, 44-76
12/22	(3) vs. #5 Louisville.....	W, 55-78
12/27	FIU*.....	W, 76-63
12/29	North Texas*.....	W, 70-64
01/03	at UALR*.....	L, 67-75
01/05	at Arkansas State*.....	L, 61-75
01/12	Florida Atlantic*.....	L, 62-65
01/17	Louisiana-Lafayette*.....	W, 72-49
01/19	UALR*.....	L, 54-59
01/24	at South Alabama*.....	L, 57-65
01/26	at Middle Tennessee*.....	L, 53-72
01/31	Troy*.....	W, 65-61
02/07	at North Texas*.....	W, 70-59
02/09	Arkansas State*.....	L, 49-67
02/14	at Florida Atlantic*.....	L, 78-84
02/16	at FIU*.....	L, 82-87
02/21	ULM*.....	W, 75-57
02/23	at Louisiana-Lafayette*.....	W, 88-77
02/28	South Alabama*.....	W, 79-73
03/02	Middle Tennessee*.....	L, 62-70
03/08	(4) vs. ULM.....	W, 74-60
03/09	(4) vs. South Alabama.....	W, 62-59
03/10	(4) vs. Arkansas State.....	W, 58-56
03/11	(4) vs. FIU.....	W, 65-63
03/22	(5) vs. #3 Kansas.....	L, 57-64

(*) Sun Belt Conference game

- (1) Cancun Challenge Campus; Bowling Green, Ky.
- (2) Cancun Challenge Riviera; Cancun, Mexico
- (3) Bridgestone Arena; Nashville, Tenn.
- (4) SBC Tournament; Hot Springs, Ark.
- (5) NCAA Tournament; Kansas City, Mo.

Leading Scorers

T.J. Price — 15.2 ppg | George Fant — 12.8 ppg
Jamal Crook — 12.1 ppg
Leading Rebounder
George Fant — 6.6 rpg

2013-14 (20-12, 12-6 Sun Belt Conference)

Home: 13-4 • Away: 7-7 • Neutral: 0-1

Sun Belt — 2nd East

Captains: Caden Dickerson, Kevin Kaspar, T.J. Price

11/12	at #16 Wichita State.....	L, 49-66
11/16	East Tennessee State.....	W, 57-50
11/21	UNC Wilmington.....	W, 73-58
11/23	Samford.....	W, 67-64

GENERAL

HILTOPPERS

2018-19 REVIEW

HISTORY

UNIVERSITY

OPPONENTS

11/26	at Marshall.....	L, 64-74
11/30	Eastern Illinois.....	W, 68-53
12/02	at Bowling Green State.....	L, 62-74
12/07	at Southern Illinois.....	W, 69-60
12/14	at #6 Louisville.....	L, 63-79
12/18	Southern Miss.....	W, 68-65
12/21	Murray State.....	W, 71-64
12/28	Brescia (Ky.).....	W, 103-65
12/30	Ole Miss.....	L, 74-79
01/02	at South Alabama*.....	W, 58-56
01/04	at Troy*.....	W, 60-51
01/09	Georgia State*.....	L, 54-77
01/16	UALR*.....	L, 83-87 (ot)
01/18	Arkansas State*.....	W, 82-77 (2ot)
01/23	at ULM*.....	W, 69-51
01/25	at Louisiana-Lafayette*.....	W, 79-70
01/30	UT Arlington*.....	W, 77-72
02/01	Texas State*.....	W, 68-64
02/08	at UALR*.....	W, 79-78
02/10	at Arkansas State*.....	L, 58-72
02/13	Troy*.....	W, 81-76
02/15	South Alabama*.....	L, 62-69
02/22	ULM*.....	W, 72-63
02/27	at Texas State*.....	W, 51-50
03/01	at UT Arlington*.....	L, 73-80
03/06	Louisiana-Lafayette*.....	W, 75-72
03/08	at Georgia State*.....	L, 55-73
03/15	(1) vs. Louisiana-Lafayette.....	L, 72-73

(*) Sun Belt Conference game

(1) SBC Tournament; New Orleans, La.

Leading Scorers

T.J. Price — 15.5 ppg | George Fant — 13.3 ppg

Trency Jackson — 10.2 ppg

Leading Rebounder

George Fant — 6.6 rpg

2014-15 (20-12, 12-6 Conference USA)

Home: 13-3 • Away: 5-8 • Neutral: 2-1

Conference USA — T-4th

Captains: None Declared

11/15	Austin Peay.....	W, 77-70
11/18	(1) at Minnesota.....	L, 54-76
11/22	Belmont.....	L, 63-64
11/25	(1) at Stony Brook.....	L, 61-71
11/27	(2) vs. Saint Joseph's.....	W, 62-59
12/03	Bowling Green State.....	W, 62-52
12/06	at Murray State.....	L, 81-93
12/13	at Ole Miss.....	W, 81-74
12/17	Chicago State.....	W, 75-60
12/20	#4 Louisville.....	L, 67-76
12/27	Brescia (Ky.).....	W, 89-42
12/29	Alice Lloyd (Ky.) College.....	W, 104-62
01/04	Marshall*.....	W, 81-62
01/08	Charlotte*.....	W, 74-66
01/10	#25 Old Dominion*.....	W, 72-65
01/15	at Florida Atlantic*.....	W, 88-85 (ot)
01/17	at FIU*.....	W, 65-58
01/22	UTEP*.....	W, 71-66 (ot)
01/24	UTSA*.....	W, 83-74
01/29	at LA Tech*.....	L, 56-69
01/31	at Southern Miss*.....	W, 73-62

02/05	North Texas*.....	W, 65-59
02/07	Rice*.....	L, 68-72
02/14	at Marshall*.....	L, 82-87
02/19	at UAB*.....	L, 66-71
02/22	at Middle Tennessee*.....	L, 66-68
02/26	Florida Atlantic*.....	W, 71-68
02/28	FIU*.....	W, 77-61
03/05	at Charlotte*.....	W, 88-84 (ot)
03/07	at Old Dominion*.....	L, 52-75
03/11	(3) vs. Marshall.....	W, 59-45
03/12	(3) vs. UAB.....	L, 52-53

(*) Conference USA game

(1) NIT Season Tip-Off; campus sites

(2) NIT Season Tip-Off; Madison Square Garden; New York, N.Y.

(3) Conference USA Tournament; Birmingham, Ala.

Leading Scorers

T.J. Price — 17.1 ppg | George Fant — 13.8 ppg

Chris Harrison-Docks — 11.1 ppg | Trency Jackson — 10.4 ppg

Leading Rebounder

George Fant — 8.4 rpg

2015-16 (18-16, 8-10 Conference USA)

Home: 12-4 • Away: 3-9 • Neutral: 3-3

Conference USA — 8th

Captains: None Declared

11/14	(1) Campbellsville (Ky.).....	W, 97-77
11/18	at Belmont.....	L, 80-95
11/21	Stony Brook.....	W, 67-66
11/23	(2) vs. Drake.....	L, 79-81 (ot)
11/24	(2) vs. Central Michigan.....	W, 88-60
11/25	(2) vs. Duquesne.....	L, 73-81
12/01	Eastern Kentucky.....	W, 86-84
12/05	at #12 Xavier.....	L, 64-95
12/13	Indiana State.....	W, 75-62
12/16	Alabama A&M.....	W, 79-70
12/19	at #19 Louisville.....	L, 56-78
12/22	Detroit.....	W, 79-74
12/28	Brescia (Ky.).....	W, 93-66
01/03	at Marshall*.....	L, 76-94
01/07	FIU*.....	L, 72-75
01/09	Florida Atlantic*.....	W, 86-82 (ot)
01/14	at Rice*.....	L, 73-83
01/16	at North Texas*.....	W, 81-76
01/21	at Old Dominion*.....	L, 62-68
01/23	at Charlotte*.....	L, 71-88
01/28	UAB*.....	W, 69-62
01/30	Middle Tennessee*.....	L, 64-66
02/04	at UTSA*.....	W, 83-71
02/06	at UTEP*.....	L, 89-93 (ot)
02/13	Marshall*.....	L, 93-96 (ot)
02/18	Old Dominion*.....	L, 56-59
02/20	Charlotte*.....	W, 59-54
02/25	at Middle Tennessee*.....	W, 78-72
02/27	at UAB*.....	L, 67-71
03/03	Southern Miss*.....	W, 75-60
03/05	Louisiana Tech*.....	W, 96-90 (ot)
03/09	(3) vs. North Texas.....	W, 84-76
03/10	(3) vs. UAB.....	W, 88-77
03/11	(3) vs. Old Dominion.....	L, 77-89

(*) Conference USA game

(1) Gulf Coast Showcase; campus sites

(2) *Gulf Coast Showcase; Germain Arena, Estero, Fla.*
 (3) *Conference USA Tournament; Birmingham, Ala.*

Leading Scorers

Justin Johnson — 14.9 ppg | Aaron Cosby — 13.7 ppg
 Fredrick Edmond — 12.2 ppg | Nigel Snipes — 8.9 ppg

Leading Rebounder

Justin Johnson — 7.9 rpg



Rick Stansbury

2017-Present (Three Seasons)
62-42 (.596)

2016-17 (15-17, 9-9 Conference USA)

Home: 11-3 • Away: 4-12 • Neutral: 0-2

Conference USA — 8th

Captains: None Declared

11/12	(1) Alabama State	W, 79-66
11/16	(1) Jacksonville State	W, 74-67
11/19	at Belmont	L, 69-90
11/22	North Carolina A&T	W, 77-56
11/25	(2) vs. Washington	L, 47-86
11/26	(2) at UNLV	L, 61-71
11/30	at Eastern Kentucky	L, 59-78
12/03	at Missouri	L, 56-59
12/11	at Indiana State	W, 77-59
12/14	at #20 Saint Mary's	L, 51-73
12/17	at Detroit Mercy	L, 79-85
12/21	Ohio	W, 67-66
12/28	Austin Peay	W, 97-92
12/31	at Florida Atlantic*	W, 69-54
01/02	at FIU*	W, 69-66
01/05	Charlotte*	W, 82-80
01/07	Old Dominion*	L, 67-79
01/12	at UAB	L, 54-72
01/14	at Middle Tennessee*	L, 76-91
01/21	at Marshall*	L, 80-94
01/26	UTEP*	W, 65-62
01/28	UTSA*	W, 81-66
02/02	at LA Tech*	L, 67-76
02/04	at Southern Miss*	W, 64-47
02/11	Marshall*	L, 79-84
02/16	Middle Tennessee*	L, 52-78
02/19	UAB*	W, 76-64
02/23	at Charlotte*	L, 77-83
02/25	at Old Dominion*	L, 53-67
03/02	North Texas*	W, 74-63
03/04	Rice*	W, 79-72
03/08	(3) vs. UTSA	L, 52-56

(*) *Conference USA game*

- (1) *Global Sports Classic; campus sites*
- (2) *Global Sports Classic; Las Vegas, Nev.*
- (3) *Conference USA Tournament; Birmingham, Ala.*

Leading Scorers

Justin Johnson — 14.5 ppg | P. Thomas — 13.8 ppg
 Que Johnson — 13.2 ppg | Anton Waters — 6.7 ppg

Leading Rebounder

Justin Johnson — 9.4 rpg

2017-18 (27-11, 14-4 Conference USA)

Home: 14-3 • Away: 9-5 • Neutral: 4-3

Conference USA — 3rd

Captains: Justin Johnson, Darius Thompson, Taveion Hollingsworth

11/10	Missouri State	L, 80-85
11/15	Kentucky Wesleyan	W, 83-53
11/19	Nicholls	W, 100-86
11/22	(1) vs. #5 Villanova	L, 58-66
11/23	(1) vs. #18 Purdue	W, 77-73
11/24	(1) vs. SMU	W, 63-61
11/29	Eastern Kentucky	W, 83-51
12/02	Wright State	W, 78-60
12/10	at Ohio	L, 84-89
12/13	at Wisconsin	L, 80-81
12/16	Indiana State	W, 81-65
12/19	Belmont	L, 72-75
12/22	at Austin Peay	W, 72-55
12/28	LA Tech*	W, 69-68
12/30	Southern Miss*	W, 82-66
01/06	at Marshall*	W, 112-87
01/11	at Old Dominion*	W, 75-68
01/13	at Charlotte*	W, 73-63
01/18	UAB*	W, 77-69
01/20	Middle Tennessee*	L, 62-66
01/27	Marshall*	W, 85-74
02/01	at UTEP*	W, 72-60
02/03	at UTSA*	L, 63-74
02/08	Florida Atlantic*	W, 75-63
02/10	FIU*	W, 83-76
02/15	at North Texas*	W, 102-94 (OT)
02/17	at Rice*	W, 85-66
02/22	Charlotte*	W, 93-55
02/24	Old Dominion*	W, 88-66
03/01	at #24 Middle Tennessee*	L, 64-82
03/03	at UAB*	L, 73-101
03/08	(2) vs. UAB	W, 98-70
03/09	(2) vs. Old Dominion	W, 57-49
03/10	(2) vs. Marshall	L, 66-67
03/13	(3) Boston College	W, 79-62
03/19	(4) at USC	W, 79-75
03/21	(5) at Oklahoma State	W, 92-84
03/27	(6) vs. Utah	L, 64-69

(*) *Conference USA game*

- (1) *Battle 4 Atlantis; Nassau, Bahamas*
- (2) *Conference USA Tournament; Frisco, Texas*
- (3) *NIT; Bowling Green, Ky.*
- (4) *NIT; Los Angeles, Calif.*
- (5) *NIT; Stillwater, Okla.*
- (6) *NIT Final Four; New York City*

Leading Scorers

Justin Johnson — 15.7 ppg | D. Thompson — 13.6 ppg
 T. Hollingsworth — 13.3 ppg | L. Bearden — 11.8 ppg

Leading Rebounder

Justin Johnson — 9.4 rpg

GENERAL

HILTOPPERS

2018-19 REVIEW

HISTORY

UNIVERSITY

OPPONENTS

2018-19 (20-14, 11-7 Conference USA)

Home: 10-4 • Away: 6-8 • Neutral: 4-2

Conference USA — 2nd

Captains: N/A

11/06	at #25/24 Washington.....	L, 55-73
11/10	UT Martin.....	W, 86-71
11/15	(1) vs. Valparaiso.....	W, 83-71
11/16	(1) vs. RV/#13 West Virginia.....	W, 63-57
11/18	(1) vs. UCF.....	L, 62-78
11/24	at Indiana State.....	L, 54-63
12/01	Tennessee State.....	W, 88-74
12/05	at Missouri State.....	L, 78-84
12/08	at Arkansas.....	W, 78-77
12/16	Troy.....	L, 81-87
12/19	at Belmont.....	L, 74-80
12/22	Saint Mary's.....	W, 71-68
12/29	#15/16 Wisconsin.....	W, 83-76
01/03	at Charlotte*.....	W, 68-50
01/05	at Old Dominion*.....	L, 66-69
01/12	at Marshall*.....	L, 69-70
01/17	FIU*.....	L, 76-77
01/19	Florida Atlantic*.....	W, 72-66
01/21	Marshall*.....	W, 68-59
01/24	at Southern Miss*.....	W, 66-63
01/26	at Louisiana Tech*.....	L, 50-62
01/31	UTSA*.....	W, 96-88 (OT)
02/02	UTEP*.....	W, 76-59
02/07	at Rice*.....	W, 92-85 (2OT)
02/09	at North Texas*.....	W, 62-59
02/14	Middle Tennessee*.....	W, 71-63
02/16	UAB*.....	L, 60-68
02/23	at Old Dominion*.....	L, 63-67
02/28	at UAB*.....	W, 73-67
03/03	Southern Miss*.....	W, 76-71
03/06	UTSA*.....	L, 76-81 (OT)
03/14	(2) vs. North Texas.....	W, 67-51
03/15	(2) vs. Southern Miss.....	W, 70-59
03/16	(2) vs. Old Dominion.....	L, 56-62

(*) Conference USA game

(1) Myrtle Beach Invitational; Myrtle Beach, S.C.

(2) Conference USA Tournament; Frisco, Texas

Leading Scorers

Charles Bassey — 14.6 ppg | Hollingsworth — 14.4 ppg

Jared Savage — 12.2 ppg | Josh Anderson — 12.1 ppg

Leading Rebounder

Charles Bassey — 10.0 rpg

School	W-L	Pct.	First Met	Last Met
Abilene Christian	2-0	1.000	12/03/60	12/14/65
Akron	8-2	.800	01/10/80	12/05/01
Alabama	0-2	.000	12/03/55	11/24/89
Alabama A&M	3-0	1.000	12/21/08	12/16/15
UAB	16-24	.400	03/13/81	02/28/19
Alabama-Huntsville	1-0	1.000	12/01/80	
Alabama State	3-0	1.000	01/07/36	11/12/16
Alaska Anchorage	1-0	1.000	11/23/07	
Alice Lloyd (Ky.) Col.	1-0	1.000	12/29/14	
American-Puerto Rico	1-1	.500	11/26/89	11/25/95
Arizona	0-2	.000	11/23/02	12/21/05
Arkansas	3-4	.429	03/26/36	12/08/18
UALR	35-13	.729	11/29/75	02/08/14
Arkansas State	31-15	.674	01/29/48	02/10/14
Armstrong State	1-0	1.000	12/19/86	
Army	2-1	.667	02/07/59	12/07/90
Asbury (Ky.)	1-0	1.000	01/03/01	
Auburn	3-1	.750	12/16/72	11/21/03
Augusta	1-0	1.000	11/24/84	
Austin Peay	41-14	.745	12/08/41	12/22/17
Baldwin-Wallace	1-0	1.000	02/11/49	
Ball State	5-0	1.000	12/11/93	11/25/06
Baylor	2-0	1.000	12/02/71	12/08/73
Belmont	4-7	.364	11/25/53	12/19/18
Bemis	1-1	.500	01/04/27	01/05/27
Berea	24-8	.750	01/20/23	01/08/49
Bethel (Ky.)	13-2	.867	1914-15	02/08/29
Bethel (Tenn.)	1-0	1.000	02/07/23	
Bethune-Cookman	1-0	1.000	12/23/91	
Birmingham South.	2-0	1.000	01/28/32	01/08/34
Boston College	2-0	1.000	12/29/82	03/13/18
Bowling Green	23-10	.697	12/09/44	12/03/14
Bradley	1-6	.143	02/10/37	12/14/05
Brescia (Ky.)	4-0	1.000	11/24/12	12/28/15
BYU	3-0	1.000	01/06/47	12/30/54
Brooklyn	1-1	.500	12/25/43	12/25/44
Bryson**	1-0	1.000	02/13/24	
Butler	16-8	.667	03/17/62	12/29/02
California	1-0	1.000	12/29/67	
UC Davis	1-0	1.000	12/05/70	
UCLA	0-1	.000	03/27/08	
UC Riverside	1-0	1.000	12/08/69	
Cal Poly	2-0	1.000	12/17/77	12/30/98
Cal State Northridge	1-0	1.000	11/23/09	
Campbellsville	5-0	1.000	12/12/42	11/14/15
Canisius	5-1	.833	01/01/44	12/26/49
Canterbury	1-0	1.000	12/05/47	
Carson-Newman	2-0	1.000	12/15/64	01/03/84
Centenary	1-1	.500	03/02/33	03/04/35
Central Florida	3-1	.750	02/10/92	11/18/18
Central Michigan	3-1	.750	12/11/86	11/24/15
Central Missouri	1-0	1.000	12/17/51	
Centre	14-4	.778	01/17/23	12/04/87
Chaminade	2-0	1.000	12/06/85	12/26/86
Charleston	1-0	1.000	03/01/35	
Charlotte	20-10	.667	01/09/83	01/03/19
Chattanooga	3-2	.600	01/14/29	12/12/64
Chago State	3-0	1.000	01/24/90	12/17/14
Cincinnati	12-6	.667	01/04/35	12/28/96
The Citadel	0-1	.000	03/03/27	

School	W-L	Pct.	First Met	Last Met
CCNY	3-0	1.000	03/19/42	02/01/79
Clemson	0-2	.000	02/04/97	12/30/97
Colorado State	1-0	1.000	12/16/54	
Columbus College	1-0	1.000	12/11/85	
Connecticut	0-1	.000	12/30/80	
Cornell	0-1	.000	12/30/44	
Creighton	2-1	.667	03/23/42	12/19/01
Culver-Stockton	1-0	1.000	12/09/39	
Cumberland (Ky.)***	5-1	.833	1914-15	01/11/41
Davidson	1-1	.500	12/15/78	11/21/10
Dayton	14-14	.500	02/04/53	02/24/88
Delta State	6-0	1.000	03/05/38	12/06/76
Denver	10-7	.588	12/27/57	03/05/12
DePaul	6-10	.375	02/13/43	11/21/12
Detroit Mercy	2-2	.500	03/12/62	12/17/16
District of Columbia	1-0	1.000	01/03/81	
Drake	1-1	.500	03/21/08	11/23/15
Drexel	1-1	.500	12/02/88	12/30/99
Duke	0-4	.000	12/30/68	11/25/78
Duquesne	2-8	.200	03/23/40	11/25/15
East Tennessee St.	36-11	.766	12/10/57	11/16/13
Eastern Illinois	1-0	1.000	11/30/13	
E. Kentucky	113-44	.720	1914-15	11/29/17
Eastern Michigan	1-0	1.000	12/01/69	
Emporia State	1-0	1.000	12/09/48	
Erskine	2-0	1.000	03/01/33	03/05/34
Evansville	40-20	.667	01/29/27	12/08/09
FIU	34-8	.810	01/12/99	01/17/19
Florida	0-2	.000	03/16/01	11/24/06
Florida A&M	1-0	1.000	12/08/79	
Florida Atlantic	16-5	.762	12/30/06	01/19/19
Florida Gulf Coast	1-0	1.000	02/14/11	
Florida State	0-7	.000	12/21/73	12/28/08
Fordham	3-1	.750	03/22/43	01/01/05
Furman	0-1	.000	12/17/11	
George Washington	1-0	1.000	11/16/01	
Georgetown (D.C.)	1-4	.200	01/23/47	12/21/83
Georgetown (Ky.)	12-8	.600	01/16/24	12/05/50
Georgia	3-5	.375	12/30/82	12/02/08
Georgia State	1-2	.333	11/25/83	03/08/14
Gonzaga	0-2	.000	11/22/07	03/21/09
Gustavus Adolphus	4-0	1.000	12/04/53	12/03/56
Hardin-Simmons	1-0	1.000	12/16/57	
Harvard	0-1	.000	12/30/71	
Havana	1-0	1.000	01/15/47	
Hawaii	1-0	1.000	03/01/47	
Hawaii Pacific	1-0	1.000	12/25/86	
High Point	1-0	1.000	12/16/50	
Hofstra	1-0	1.000	11/19/10	
Holy Cross	1-1	.500	03/11/54	12/27/66
Houston	1-3	.250	12/28/53	02/09/10
Idaho	0-1	.000	12/29/52	
Illinois	1-2	.333	12/12/59	03/19/09
Illinois-Chicago	2-0	1.000	12/02/91	12/30/92
Illinois College	1-0	1.000	12/11/37	
Illinois State	1-3	.250	12/18/78	12/16/03
Illinois Wesleyan	1-0	1.000	01/03/42	
Indiana	1-2	.333	12/28/67	12/28/93
Indiana State	6-3	.667	01/20/41	11/24/18
Iowa	0-1	.000	11/20/12	

GENERAL

HILTOPPERS

2018-19 REVIEW

HISTORY

UNIVERSITY

OPPONENTS

School	W-L	Pct.	First Met	Last Met
IUPUI	2-1	.667	11/22/05	12/08/12
Jackson State	2-0	1.000	12/20/88	12/02/92
Jacksonville (Fla.)#	23-18	.561	03/07/70	02/27/98
Jacksonville St.	3-0	1.000	03/04/39	11/16/16
James Madison	1-0	1.000	12/02/74	
Kansas#	1-4	.200	12/20/69	03/22/13
Kansas State	0-3	.000	01/02/90	02/15/94
Kennesaw State	2-0	1.000	11/11/06	11/09/07
Kent State	4-0	1.000	02/29/60	03/16/05
Kentucky#	2-4	.333	03/18/71	03/15/12
Kentucky State	7-0	1.000	12/02/86	12/29/05
Kentucky Wesleyan	26-9	.743	02/05/22	11/15/17
La Salle	16-14	.533	02/06/43	11/26/95
Lamar	12-3	.800	12/06/60	02/23/98
LeMoyne	0-1	.000	12/11/54	
Lindsey Wilson	1-0	1.000	12/12/42	
Lipscomb	1-1	.500	01/06/36	12/01/62
Long Island	2-2	.500	01/20/48	12/28/50
La.-Lafayette#	29-17	.630	01/05/34	03/15/14
ULM	12-1	.923	01/31/07	02/22/14
Louisiana College	5-0	1.000	03/01/32	11/30/68
Louisiana Normal	6-1	.857	02/26/31	03/07/41
LSU	0-3	.000	01/24/87	11/18/11
LA Tech	17-16	.515	03/01/28	01/26/19
Louisville#	39-40	.494	01/20/26	12/19/15
Loyola (Ill.)	1-0	1.000	03/07/66	
Loyola (La.)	2-0	1.000	01/24/53	02/09/53
MacMurray	1-0	1.000	01/10/76	
Marquette	0-1	.000	03/13/76	
Marshall	16-12	.571	01/15/44	01/21/19
Maryland	0-2	.000	12/29/71	12/28/77
Maryville	1-0	1.000	01/10/48	
Massachusetts	0-1	.000	12/17/94	
McKendree	2-0	1.000	12/09/37	12/15/37
Memphis	9-9	.500	01/02/34	12/04/10
Mercer	1-0	1.000	12/05/86	
Miami (Fla.)	13-1	.929	03/08/47	12/28/66
Miami (Ohio)	2-0	1.000	11/23/45	12/18/45
Michigan	2-3	.400	03/11/66	11/24/08
Michigan State	1-1	.500	12/14/68	03/16/78
Middle Tennessee**	94-43	.686	1914-15	02/14/19
Midwestern	1-0	1.000	01/12/56	
Millsaps	1-1	.500	03/05/35	01/30/39
Minnesota	0-2	.000	11/18/10	11/18/14
Mississippi College	4-1	.800	01/30/32	12/04/78
Mississippi State	3-3	.500	01/22/41	01/04/10
Miss. Valley State	4-0	1.000	12/01/89	03/13/12
Missouri	0-1	.000	12/03/16	
Missouri State	0-2	.000	11/10/17	12/05/18
Missouri-Kansas City	1-0	1.000	01/07/91	
Montana	2-0	1.000	11/27/04	12/06/06
Morehead State	73-32	.695	02/23/34	12/21/85
Morris Brown	1-0	1.000	02/03/02	
Morton-Elliott	1-0	1.000	02/02/24	
Murray State	98-54	.645	01/25/32	12/06/14
Nebraska	3-1	.750	12/31/46	12/05/07
Nevada	0-1	.000	11/27/81	
UNLV	0-2	.000	11/29/86	11/26/16
New Hampshire	1-0	1.000	12/04/81	
New Mexico	0-1	.000	12/02/00	

School	W-L	Pct.	First Met	Last Met
New Mexico State	9-1	.900	12/10/56	01/29/05
New Orleans	23-8	.742	01/30/92	03/06/10
Newberry	1-0	1.000	03/02/27	
Niagara	1-2	.333	03/11/50	12/26/57
Nicholls	1-0	1.000	11/19/17	
North Carolina	0-1	.000	11/17/93	
North Carolina A&T	1-0	1.000	11/22/16	
N. Carolina Central	1-0	1.000	12/18/07	
North Carolina State	1-1	.500	12/26/75	12/30/91
UNC Wilmington	1-0	1.000	11/21/13	
North Dakota	1-0	1.000	02/10/48	
North Florida	1-0	1.000	12/08/93	
North Texas	22-5	.815	02/03/01	03/14/19
Northern Arizona	1-1	.500	02/18/06	12/01/07
Northern Iowa	3-0	1.000	02/23/81	12/03/82
N'western (La.) State	3-0	1.000	03/06/47	12/12/61
Notre Dame	1-0	1.000	11/21/86	
Ohio	4-2	.667	01/02/41	12/10/17
Ohio State#	1-2	.333	03/11/60	03/20/71
Oklahoma	0-1	.000	12/29/98	
Oklahoma City	3-4	.429	02/16/55	11/28/81
Oklahoma State	1-0	1.000	03/21/18	
Old Dominion	19-21	.475	12/03/70	03/16/19
Ole Miss	1-1	.500	12/30/13	12/13/14
Oral Roberts	2-0	1.000	02/01/94	02/20/95
Pacific	1-2	.333	12/23/54	12/10/05
Parsons	1-0	1.000	12/02/65	
Peabody**	1-2	.333	01/18/24	01/31/25
Pennsylvania	0-1	.000	12/23/71	
Penn State	1-0	1.000	12/31/52	
Pittsburgh	0-1	.000	12/28/56	
Prairie View A&M	1-0	1.000	12/22/88	
Presbyterian	2-0	1.000	03/03/39	12/29/91
Princeton	1-0	1.000	12/27/93	
Providence	1-1	.500	01/10/73	12/10/73
Purdue	2-3	.400	12/15/72	11/23/17
Radford	2-0	1.000	01/08/92	01/02/93
Regis	1-0	1.000	01/29/54	
Rice	4-2	.667	12/06/80	02/07/19
Robert Morris	1-0	1.000	01/31/77	
Rollins	4-0	1.000	12/29/76	11/30/83
St. Ambrose	1-0	1.000	12/16/39	
St. Bonaventure	3-4	.429	01/31/43	12/15/61
St. Francis (N.Y.)	1-0	1.000	12/17/53	
St. Francis (Pa.)	5-0	1.000	12/09/67	12/20/02
St. John's	2-2	.500	01/21/47	12/29/77
Saint Joseph's (Pa.)	7-3	.700	12/27/44	11/27/14
Saint Louis	1-3	.250	03/15/48	12/20/89
Saint Mary's (Calif.)	1-1	.500	12/14/16	12/22/18
St. Mary's (Ind.)	1-0	1.000	02/25/22	
St. Peter's	1-0	1.000	12/26/70	
Samford	8-0	1.000	02/25/31	11/23/13
San Diego	2-1	.667	01/05/89	03/23/08
San Francisco	2-0	1.000	12/19/56	12/15/67
Santa Clara	0-1	.000	12/16/67	
Savannah State	1-0	1.000	12/18/00	
Seton Hall	3-6	.333	01/03/52	03/20/93
Sewanee	1-0	1.000	01/09/37	
South Alabama	32-34	.485	01/31/83	02/15/14
South Carolina	1-6	.143	12/27/63	11/27/10

School	W-L	Pct.	First Met	Last Met
South Florida	12-8	.600	01/22/83	02/18/91
S. Georgia Teachers	1-0	1.000	01/08/36	
Southeast Missouri	6-0	1.000	01/03/38	12/01/04
SE Louisiana	6-0	1.000	11/30/50	11/26/11
S. Baptist Sem.	2-0	1.000	12/13/44	11/17/45
Southern California	2-1	.667	12/06/86	03/19/18
Southern Illinois	14-11	.560	12/18/39	12/07/13
Southern Methodist	3-0	1.000	12/17/65	11/24/17
Southern Miss	11-1	.917	12/08/58	03/15/19
S. Presbyterian	2-0	1.000	01/13/22	01/27/23
Southern Utah	1-0	1.000	02/08/93	
Southwestern	0-1	.000	02/09/28	
Stanford	1-1	.500	12/29/56	03/14/02
Stetson	6-2	.750	01/10/36	12/15/84
Stony Brook	0-2	.000	11/25/14	11/21/15
Syracuse	1-1	.500	03/11/78	03/15/87
Tampa	12-0	1.000	01/09/36	12/10/66
Temple	0-1	.000	12/28/43	
Tennessee	0-2	.000	12/16/06	12/15/07
Tennessee-Martin	3-1	.750	11/30/91	11/10/18
Tennessee State	9-0	1.000	01/21/85	12/01/18
Tennessee Tech*	81-20	.802	03/10/22	12/30/02
Texas	0-2	.000	12/16/61	03/17/94
UT Arlington	1-1	.500	01/30/14	03/01/14
UTEP	5-1	.833	12/19/69	02/02/19
UT-Pan American	14-2	.875	01/05/29	02/15/98
UTSA	4-3	.571	01/24/15	03/06/19
Texas Christian	1-1	.500	11/24/86	01/02/91
Texas State	2-0	1.000	02/01/14	02/27/14
Texas Tech	0-3	.000	12/01/71	12/04/80
Texas Wesleyan	2-0	1.000	12/04/62	12/17/64
Toledo	0-1	.000	12/12/68	
Towson	1-0	1.000	11/21/06	
Transylvania	9-0	1.000	02/03/26	02/25/39
Troy	12-8	.600	12/20/75	12/16/18
Tulane	5-0	1.000	12/28/57	12/06/09
Tulsa	1-5	.167	12/30/52	11/17/11
Union (Ky.)	12-1	.923	01/23/23	11/21/00
Union (Tenn.)	12-0	1.000	02/22/23	12/05/68

School	W-L	Pct.	First Met	Last Met
Utah	0-1	.000	03/27/18	
Utah State	2-0	1.000	12/27/47	12/12/60
Valparaiso	1-0	1.000	11/15/18	
Vanderbilt	11-14	.440	02/19/26	12/01/10
Villanova#	0-2	.000	03/25/71	11/22/17
Virginia	1-1	.500	01/05/05	01/02/06
VCU	15-18	.455	12/04/69	12/18/12
Virginia Tech	1-2	.333	03/07/80	01/04/86
Washington	0-2	.000	11/25/16	11/06/18
Washington & Lee	3-1	.750	12/22/39	12/18/48
Wayne State	0-1	.000	02/14/25	
West Alabama	2-0	1.000	12/01/84	12/15/01
West Georgia	0-1	.000	12/04/72	
West Texas State	1-1	.500	12/12/50	12/17/63
West Virginia	2-2	.500	03/25/42	11/16/18
West Virginia Tech	1-0	1.000	02/08/04	
Western Carolina	3-0	1.000	12/04/42	11/17/12
Wichita State	3-2	.600	12/13/41	11/12/13
Wisconsin	1-2	.333	11/25/89	12/29/18
Wisc.-Green Bay	0-2	.000	12/23/95	12/07/96
Wisc.-Milwaukee	2-1	.667	12/10/77	11/16/09
Wofford	1-0	1.000	03/01/40	
Wright State	1-0	1.000	12/02/17	
Xavier (Ohio)	13-13	.500	01/02/40	12/05/15
Youngstown State	2-0	1.000	01/23/82	02/18/82

(#) Record includes game(s) vacated due to NCAA sanctions

(*) No Record — 1 Game

(**) No Record — 2 Games

(***) No Record — 3 Games

Louisiana-Lafayette — formerly Southwestern Louisiana
Memphis — formerly Memphis State and West Tennessee
Samford — formerly Howard (Alabama)
Wayne State — formerly College of the City of Detroit
West Alabama — formerly Livingston

GENERAL

HILTOPPERS

2018-19 REVIEW

HISTORY

UNIVERSITY

OPPONENTS

Abilene Christian (2-0)

H: 2-0 • A: 0-0 • N: 0-0

- 12/03/60 Bowling Green...W, 59-54
- 12/14/65 Bowling Green...W, 84-59

Akron (8-2)

H: 4-1 • A: 4-1 • N: 0-0

- 01/10/80 Bowling Green* ..W, 92-58
- 02/07/80 Akron*W, 70-68
- 01/05/81 Akron*W, 68-62
- 02/05/81 Bowling Green* ..W, 83-61
- 01/21/82 Akron*W, 77-68
- 02/20/82 Bowling Green* ..W, 82-68
- 11/25/98 Bowling Green.....L, 61-63
- 11/30/99 AkronL, 62-75
- 12/16/00 Bowling Green...W, 73-58
- 12/05/01 AkronW, 78-68

Alabama (0-2)

H: 0-0 • A: 0-0 • N: 0-2

- 12/03/55 Louisville, Ky.L, 85-90
- 11/24/89 San Juan, P.R. (#17).L, 72-79
(San Juan Shootout)

Alabama A&M (3-0)

H: 3-0 • A: 0-0 • N: 0-0

- 12/21/08 Bowling Green...W, 83-60
- 11/15/10 Bowling Green...W, 83-61
- 12/16/15 Bowling Green...W, 79-70

UAB (16-24)

H: 10-6 • A: 4-15 • N: 2-3

- 03/13/81 Tuscaloosa, Ala.L, 68-93
(NCAA Tournament)
- 01/25/83 Bowling Green* ...L, 66-68
- 02/05/83 Birmingham*L, 56-61
- 01/07/84 Birmingham*L, 56-71
- 02/24/84 Bowling Green* ..W, 89-76
- 01/19/85 Bowling Green* ...L, 66-68
- 02/09/85 Birmingham*L, 62-77
- 03/01/85 Hampton, Va.L, 56-64
(SBC Tournament)
- 01/16/86 Birmingham* (#12)..W,75-72(ot)
- 01/25/86 Bowling Green* (#18) ..W, 81-75
- 02/28/86 BirminghamL, 45-57
(SBC Tournament)
- 01/10/87 Bowling Green* ..W, 85-67
- 02/21/87 Birmingham*L, 73-86
- 02/28/87 Bowling Green.....L, 60-72
(SBC Tournament)
- 01/09/88 Bowling Green* ..W, 53-50
- 01/30/88 Birmingham*L, 51-72
- 01/10/89 Birmingham*L, 60-76
- 02/09/89 Bowling Green* ...L, 70-80
- 01/16/90 Birmingham*L, 55-86
- 02/01/90 Bowling Green* ...L, 57-68
- 01/05/91 Birmingham*L, 83-92
- 01/19/91 Bowling Green* ..W, 96-85
- 01/03/94 BirminghamL, 51-62
- 12/28/94 Bowling Green...W, 78-54
- 12/09/95 BirminghamW, 77-65

- 12/05/98 BirminghamL, 72-87
- 11/29/05 BirminghamW, 92-76
- 11/28/06 Bowling Green...W, 69-54
- 02/19/15 Birmingham*L, 66-71
- 03/12/15 Birmingham, Ala. L, 52-53
(C-USA Tournament)
- 01/28/16 Bowling Green* ..W, 69-62
- 02/27/16 Birmingham*L, 67-71
- 03/10/16 BirminghamW, 88-77
(C-USA Tournament)
- 01/12/17 Birmingham*L, 54-72
- 02/19/17 Bowling Green* ..W, 76-64
- 01/18/18 Bowling Green* ..W, 77-69
- 03/03/18 Birmingham*L, 73-101
- 03/08/18 Frisco, TexasW, 98-70
(C-USA Tournament)
- 02/16/19 Bowling Green* ...L, 60-68
- 02/28/19 Birmingham*W, 73-67

Alabama-Huntsville (1-0)

H: 1-0 • A: 0-0 • N: 0-0

- 12/01/80 Bowling Green...W, 83-73

Alabama State (3-0)

H: 2-0 • A: 1-0 • N: 0-0

- 01/07/36 MontgomeryW, 45-41
- 12/19/87 Bowling Green...W, 85-64
- 11/12/16 Bowling Green...W, 79-66

Alaska Anchorage (1-0)

H: 0-0 • A: 1-0 • N: 0-0

- 11/23/07 Anchorage.....W, 71-67
(Great Alaska Shootout)

Alice Lloyd (Ky.) College (1-0)

H: 1-0 • A: 0-0 • N: 0-0

- 12/29/14 Bowling Green..W, 104-62

American-Puerto Rico (1-1)

H: 0-0 • A: 0-0 • N: 1-1

- 11/26/89 San Juan.....W, 110-76
(San Juan Shootout)
- 11/25/95 San Juan.....L, 85-86
(San Juan Shootout)

Arizona (0-2)

H: 0-0 • A: 0-2 • N: 0-0

- 11/23/02 Tucson (#1).....L, 68-107
- 12/21/05 TucsonL, 81-86 (ot)
(Fiesta Bowl Classic)

Arkansas (3-4)

H: 1-0 • A: 2-0 • N: 0-4

- 03/26/36 Little Rock, Ark.....L, 36-43
(National Olympic Playoff)
- 03/27/36 Little Rock, Ark.....L, 30-38
(National Olympic Playoff)
- 1945-46 Little Rock, Ark.....L, 46-66
- 1945-46 Little Rock, Ark.....L, 38-67
- 12/03/73 Fayetteville.....W, 102-100
- 12/07/74 Bowling Green...W, 74-63
- 12/08/18 Fayetteville.....W, 78-77

UALR (35-13)

H: 17-6 • A: 16-7 • N: 2-0

- 11/29/75 Bowling Green..W, 106-78
- 11/29/76 Bowling Green...W, 75-73
- 01/24/92 Bowling Green* ..W, 72-58
- 02/27/92 Little Rock*L, 78-82
- 01/14/93 Bowling Green* ..W, 92-56
- 03/01/93 Little Rock*W, 78-71
- 01/10/94 Bowling Green* ..W, 83-78
- 02/17/94 Little Rock*W, 66-62
- 03/05/94 Bowling Green...W, 72-69
(SBC Tournament)
- 02/16/95 Little Rock*W, 70-68
- 02/23/95 Bowling Green* ..W, 81-50
- 03/07/95 Little Rock.....W, 82-79
(SBC Tournament)
- 01/06/96 Bowling Green* ...L, 76-84
- 01/21/96 Little Rock*W, 83-65
- 01/27/97 Little Rock*W, 71-62
- 02/09/97 Bowling Green* ...L, 77-80
- 03/01/97 Little Rock.....L, 62-68
(SBC Tournament)
- 01/18/98 Bowling Green*L, 76-77(ot)
- 02/19/98 Little Rock*L, 61-70
- 01/28/99 Little Rock*W, 62-54
- 02/10/99 Bowling Green* ..W, 56-52
- 01/13/00 Little Rock*W, 76-71
- 02/26/00 Bowling Green* ..W, 77-51
- 01/13/01 Bowling Green* ..W, 59-49
- 02/17/01 Little Rock*W, 86-73
- 01/24/02 Bowling Green* ..W, 95-85
- 02/07/02 Little Rock* ..W, 83-79 (ot)
- 01/09/03 Little Rock*W, 74-66
- 02/13/03 Bowling Green* ..W, 70-51
- 01/15/04 Bowling Green* ..W, 86-71
- 02/19/04 Little Rock*L, 60-68
- 01/13/05 Little Rock*L, 66-69
- 02/17/05 Bowling Green* ...L, 53-55
- 01/12/06 Bowling Green* ..W, 74-70
- 02/16/06 Little Rock*W, 74-73
- 01/17/07 Little Rock*L, 69-71
- 01/31/08 Bowling Green* ..W, 71-47
- 03/10/08 Mobile, Ala.W, 70-55
(SBC Tournament)
- 01/03/09 Bowling Green* ..W, 79-47
- 02/19/09 Little Rock*W, 78-69
- 02/13/10 Little Rock*W, 67-46
- 02/17/11 Little Rock*W, 61-59
- 01/21/12 Bowling Green* ..W, 65-53
- 03/04/12 Hot Springs, Ark. W, 68-63
(SBC Tournament)
- 01/03/13 Little Rock*L, 67-75
- 01/19/13 Bowling Green* ...L, 54-59
- 01/16/14 Bowling Green* ..L, 83-87 (ot)
- 02/08/14 Little Rock*W, 79-78

Arkansas State (31-15)

H: 19-2 • A: 10-11 • N: 2-2

- 01/29/48 Bowling Green...W, 76-37
- 01/21/92 Bowling Green* ..W, 80-66
- 02/20/92 Jonesboro*W, 75-62

01/16/93 Jonesboro*.....W, 86-75
 02/20/93 Bowling Green*..W, 67-61
 01/08/94 Bowling Green*..W, 65-55
 02/19/94 Jonesboro*.....W, 73-51
 01/05/95 Bowling Green*..W, 88-68
 02/27/95 Jonesboro*.....W, 92-75
 01/04/96 Jonesboro*.....L, 68-80
 02/05/96 Bowling Green*..W, 91-64
 02/06/97 Bowling Green*..W, 68-53
 02/13/97 Jonesboro*.....L, 63-72
 01/15/98 Jonesboro*.....L, 67-76
 01/24/98 Bowling Green*...L, 49-71
 01/21/99 Bowling Green*..W, 65-57
 01/30/99 Jonesboro*.....L, 63-70
 03/02/99 Lafayette, La.....L, 48-65
 (SBC Tournament)
 01/15/00 Jonesboro*.....L, 70-77
 02/24/00 Bowling Green*..W, 84-72
 01/25/01 Bowling Green*..W, 79-61
 02/22/01 Jonesboro*.....W, 100-60
 01/27/02 Bowling Green*..W, 45-42
 02/09/02 Jonesboro*.....W, 50-46
 01/11/03 Jonesboro*.....W, 77-69
 02/15/03 Bowling Green*..W, 69-63
 01/07/04 Jonesboro*.....L, 76-79
 01/17/04 Bowling Green*..W, 74-66
 01/15/05 Jonesboro*.....L, 90-94
 02/05/05 Bowling Green*..W, 76-72
 01/05/06 Jonesboro*.....W, 72-70
 01/14/06 Bowling Green*..W, 87-63
 01/25/07 Jonesboro*.....L, 75-76
 03/05/07 Lafayette, La.....L, 73-80
 (SBC Tournament)
 01/27/08 Bowling Green*..W, 77-68
 02/02/09 Jonesboro*.....W, 68-63
 02/11/10 Bowling Green*..W, 79-68
 02/20/10 Jonesboro*..W, 78-76 (ot)
 03/07/10 Hot Springs, Ark. W, 65-64
 (SBC Tournament)
 01/01/11 Jonesboro*.....L, 73-81
 02/23/12 Bowling Green*..W, 79-76
 01/05/13 Jonesboro*.....L, 61-75
 02/09/13 Bowling Green*...L, 49-67
 03/10/13 Hot Springs, Ark. W, 58-56
 (SBC Tournament)
 01/18/14 Bowling Green*..W, 82-77 (2ot)
 02/10/14 Jonesboro*.....L, 58-72

Armstrong Atlantic State (1-0)

H: 1-0 • A: 0-0 • N: 0-0
 12/19/86 Bowling Green....W, 68-48

Army (2-1)

H: 0-0 • A: 0-0 • N: 2-1
 02/07/59 Louisville, Ky.W, 94-73
 03/16/65 New York, N.Y.L, 54-58
 (NIT)
 12/07/90 Clarksville, Tenn..W, 88-64
 (Acme Boot Classic)

Asbury (Ky.) (1-0)

H: 1-0 • A: 0-0 • N: 0-0
 01/03/01 Bowling Green....W, 81-29

Auburn (3-1)

H: 1-0 • A: 0-1 • N: 2-0
 12/16/72 Los Angeles, Calif.W,87-72
 (Trojan Classic)
 12/07/85 Bowling Green (#19).W,71-58
 (Wendy's Classic)
 12/01/02 Nashville, Tenn....W, 89-70
 11/21/03 AuburnL, 64-86

Augusta State (1-0)

H: 1-0 • A: 0-0 • N: 0-0
 11/24/84 Bowling Green....W, 93-57

Austin Peay (41-14)

H: 25-5 • A: 16-8 • N: 0-1
 12/08/41 ClarksvilleW, 42-34
 01/07/42 Bowling Green....W, 46-34
 02/05/64 Bowling Green*...L, 69-73
 02/27/64 Clarksville*.....L, 75-76
 02/01/65 Clarksville*.....W, 78-74
 02/22/65 Bowling Green*W, 116-77
 02/07/66 Clarksville*.....W, 94-67
 03/03/66 Bowling Green*..W, 76-63
 01/30/67 Clarksville*.....W, 101-59
 02/27/67 Bowling Green*W, 116-76
 01/29/68 Clarksville*.....W, 84-70
 02/26/68 Bowling Green*..W, 76-67
 12/16/68 Bowling Green*..W, 75-73
 03/03/69 Clarksville*...L, 80-84 (ot)
 01/26/70 Clarksville*.....W, 85-75
 03/02/70 Bowling Green*W, 100-84
 01/25/71 Bowling Green*W, 117-72
 03/01/71 Clarksville*.....L, 94-96
 01/29/72 Bowling Green*W, 106-73
 02/28/72 Clarksville*.....W, 83-74
 01/29/73 Bowling Green*..L, 86-92 (ot)
 02/24/73 Clarksville*.....W, 94-92
 01/28/74 Clarksville*.....L, 97-98
 02/23/74 Bowling Green*..W, 84-82
 01/25/75 Clarksville*.....L, 75-78
 02/24/75 Bowling Green*..W, 92-76
 02/02/76 Clarksville*.....L, 81-91
 02/28/76 Bowling Green*..W, 76-75
 01/22/77 Clarksville*.....L, 76-92
 02/21/77 Bowling Green*...L, 59-73
 01/23/78 Clarksville*.....W, 91-83
 02/18/78 Bowling Green*...L, 64-66
 03/04/78 Bowling Green....W, 77-69
 (OVC Tournament)
 01/22/79 Bowling Green*..W, 85-61
 02/17/79 Clarksville*.....W, 78-66
 01/19/80 Clarksville*.....W, 95-71
 02/14/80 Bowling Green*..W, 70-51
 01/17/81 Bowling Green*..W, 70-58
 02/12/81 Clarksville*.....W, 62-59
 03/06/81 Bowling Green....W, 82-71
 (OVC Tournament)

12/19/81 Bowling Green*..W, 77-64
 01/28/82 Clarksville*.....W, 48-46
 12/05/87 Bowling Green....L, 59-69
 (Wendy's Classic)
 12/08/90 ClarksvilleL, 79-86
 (Acme Boot Classic)
 12/14/91 Bowling Green....W, 86-67
 12/29/99 Green Bay, Wis....L, 68-72
 (Oneida Classic)
 12/08/01 ClarksvilleW, 77-75
 01/05/02 Bowling Green....W, 75-73
 12/13/03 Bowling Green....W, 75-59
 12/28/04 ClarksvilleW, 87-80
 11/18/05 Bowling Green....W, 83-54
 11/13/12 Bowling Green....W, 74-54
 (Cancun Challenge)
 11/15/14 Bowling Green....W, 77-70
 12/28/16 Bowling Green....W, 97-92
 12/22/17 ClarksvilleW, 72-55

Baldwin-Wallace (1-0)

H: 0-0 • A: 0-0 • N: 1-0
 02/11/49 Cleveland, Ohio..W, 67-58

Ball State (5-0)

H: 2-0 • A: 2-0 • N: 1-0
 12/11/93 Bowling Green....W, 84-72
 12/06/94 Muncie.....W, 84-77
 02/22/03 Bowling Green....W, 84-79
 (ESPN Bracket Buster)
 12/23/03 Muncie.....W, 78-69
 11/25/06 Las Vegas, Nev....W, 76-66
 (Las Vegas Invitational)

Baylor (2-0)

H: 1-0 • A: 1-0 • N: 0-0
 12/02/71 Waco.....W, 94-84
 12/08/73 Bowling Green....W, 97-81

Belmont (4-7)

H: 3-3 • A: 1-4 • N: 0-0
 11/25/53 NashvilleW, 108-75
 12/01/64 Bowling GreenL, 50-52
 12/10/94 Bowling Green....W, 113-79
 12/02/96 Bowling Green....W, 69-44
 11/30/98 Bowling Green....W, 67-64
 01/18/00 NashvilleL, 52-80
 11/22/14 Bowling GreenL, 63-64
 11/18/15 NashvilleL, 85-90
 11/19/16 NashvilleL, 69-90
 12/19/17 Bowling Green....L, 72-75
 12/19/18 NashvilleL, 74-80

Bemis (1-1)

H: 0-0 • A: 1-1 • N: 0-0
 01/04/27 site unknownW, 33-11
 01/05/27 site unknownL, 20-26

GENERAL

HILTOPPERS

2018-19 REVIEW

HISTORY

UNIVERSITY

OPPONENTS

Berea (24-8)

H: 10-3 • A: 6-4 • N: 8-1

- 01/20/23 Bowling Green.....W, 23-18
- 01/28/24 Bowling Green.....L, 21-34
- 02/09/24 Berea L, 19-28
- 01/21/28 Bowling Green.....W, 45-21
- 02/04/28 BereaW, 32-24
- 02/23/28 Winchester, Ky.....W, 38-22 (KIAC Tournament)
- 01/19/29 Bowling Green.....L, 27-34
- 01/27/30 BereaL, 40-42
- 02/20/30 Winchester, Ky.....W, 39-38 (KIAC Tournament)
- 01/30/31 Bowling Green.....W, 51-44
- 02/20/31 Winchester, Ky.....L, 22-24 (KIAC Tournament)
- 01/18/32 BereaW, 26-23
- 02/11/33 Bowling Green.....W, 38-28
- 02/24/33 Winchester, Ky.....W, 22-15 (KIAC Tournament)
- 01/15/34 BereaL, 30-33
- 03/06/34 Jackson, Miss.....W, 42-40 (SIAA Tournament)
- 01/18/35 Bowling Green.....W, 41-33
- 02/21/35 Bowling Green.....W, 40-19 (KIAC Tournament)
- 02/10/36 BereaW, 40-23
- 01/11/37 BereaW, 40-25
- 02/13/37 Bowling Green.....W, 50-39
- 02/14/38 BereaW, 53-23
- 02/16/39 Bowling Green.....W, 55-27
- 02/03/40 BereaW, 46-28
- 02/28/41 Richmond, Ky.W, 53-33 (KIAC Tournament)
- 02/28/42 Richmond, Ky.W, 53-34 (KIAC Tournament)
- 02/26/43 Richmond, Ky.W, 54-37 (KIAC Tournament)
- 01/29/44 BereaL, 38-67
- 02/12/44 Bowling Green.....L, 44-57
- 01/20/45 Bowling Green.....W, 57-33
- 02/26/48 Louisville, Ky.W, 87-51 (KIAC Tournament)
- 01/08/49 Bowling Green.....W, 77-36

Bethel (Ky.) (13-2)

H: 7-0 • A: 6-2 • N: 0-0

- 1914-15 Bowling Green.....W, 38-21
- 12/16/15 Hopkinsville..... W, —
- 01/17/16 Bowling Green..... W, —
- 02/05/24 Hopkinsville..... L, 20-33
- 02/21/24 Bowling Green.....W, 19-17
- 01/30/25 Bowling Green.....W, 26-15
- 02/12/25 Hopkinsville.....W, 26-15
- 01/16/26 Bowling Green.....W, 45-15
- 02/15/26 Hopkinsville.....W, 59-22
- 01/25/27 Hopkinsville.....W, 30-21
- 02/10/27 Hopkinsville.....W, 39-27
- 01/08/28 Hopkinsville.....L, 28-29
- 01/27/28 Bowling Green.....W, 29-27
- 01/29/29 Hopkinsville.....W, 26-13
- 02/08/29 Bowling Green.....W, 26-18

Bethel (Tenn.) (1-0)

H: 1-0 • A: 0-0 • N: 0-0

- 02/07/23 Bowling Green.....W, 43-17

Bethune-Cookman (1-0)

H: 1-0 • A: 0-0 • N: 0-0

- 12/23/91 Bowling Green..W, 105-78

Birmingham Southern (2-0)

H: 0-0 • A: 2-0 • N: 0-0

- 01/28/32 Birmingham.....W, 37-25
- 01/08/34 Birmingham.....W, 44-30

Boston College (2-0)

H: 1-0 • A: 0-0 • N: 1-0

- 12/29/82 Atlanta, Ga.....W, 74-68 (Cotton States Classic)
- 03/13/18 Bowling Green.....W, 79-62 (NIT)

Bowling Green State (23-10)

H: 12-2 • A: 5-8 • N: 6-0

- 12/09/44 BG, Ky.L, 51-52
- 12/14/46 BG, Ohio.....L, 37-39
- 01/02/47 BG, Ky.W, 62-43
- 12/29/47 BG, Ohio.....L, 64-75
- 02/04/48 BG, Ky.W, 66-52
- 12/11/48 BG, Ky.W, 60-51
- 02/12/49 BG, Ohio (#14).....L, 58-72
- 12/08/49 Louisville, Ky.W, 78-57
- 02/09/50 Cleveland, Ohio..W, 103-87
- 01/20/51 Owensboro, Ky...W, 69-68
- 03/15/51 Toledo, OhioW, 78-77
- 12/08/51 BG, Ky.W, 89-57
- 03/03/52 BG, OhioW, 82-75
- 02/02/53 BG, Ky.W, 71-60
- 02/23/53 BG, Ohio.....L, 82-86
- 02/01/54 Louisville, Ky.W, 94-82
- 03/08/54 New York, N.Y.W, 95-81 (NIT)
- 01/28/55 BG, Ohio.....W, 89-69
- 02/04/56 BG, Ky.W, 70-57
- 01/25/58 BG, Ky.W, 83-65
- 01/10/59 BG, Ohio.....L, 61-76
- 01/23/60 BG, Ky.W, 85-61
- 01/21/61 BG, Ohio.....L, 62-74
- 12/15/62 BG, Ky.L, 58-83
- 12/05/64 BG, Ohio.....W, 90-77
- 12/03/77 BG, Ohio.....W, 78-65
- 12/02/78 BG, Ky.W, 70-48
- 12/05/90 BG, Ky.W, 90-77
- 12/11/91 BG, Ohio.....L, 74-81
- 12/08/10 BG, Ohio.....W, 59-52
- 12/04/11 BG, Ky.W, 60-53
- 12/02/13 BG, Ohio.....L, 62-74
- 12/03/14 BG, Ky.W, 62-52

Bradley (1-6)

H: 1-1 • A: 0-4 • N: 0-1

- 12/10/37 PeoriaL, 33-39
- 02/11/38 Bowling Green.....L, 24-32
- 12/15/39 PeoriaL, 38-39
- 03/14/49 New York, N.Y. (#7)L,86-95 (NIT)
- 03/27/51 Peoria (#11).....L, 71-75 (National Campus Tourn.)
- 02/19/05 Bowling Green.....W, 75-60
- 12/14/05 PeoriaL, 76-78

Brescia (Ky.) (4-0)

H: 4-0 • A: 0-0 • N: 0-0

- 11/24/12 Bowling Green.....W, 74-46
- 12/28/13 Bowling Green..W, 103-65
- 12/27/14 Bowling Green.....W, 89-42
- 12/28/15 Bowling Green.....W, 93-66

BYU (3-0)

H: 2-0 • A: 1-0 • N: 0-0

- 01/06/47 Bowling Green.....W, 62-44
- 01/07/47 Bowling Green.....W, 59-40
- 12/30/54 Salt Lake City.....W, 89-78

Brooklyn (1-1)

H: 0-0 • A: 0-0 • N: 1-1

- 12/25/43 New York, N.Y.L, 35-36
- 12/25/44 New York, N.Y.W, 2-0

Bryson (1-0)

H: 1-0 • A: 0-0 • N: 0-0

- 02/13/24 Bowling Green.....W, 54-18

Butler (16-8)

H: 9-2 • A: 7-4 • N: 0-2

- 03/17/62 Iowa City, Iowa.....L, 86-87 (NCAA Tournament)
- 12/17/66 Indianapolis.....W, 81-68
- 12/12/67 Bowling Green.....W, 76-58
- 12/18/68 Indianapolis.....L, 65-67
- 12/11/69 Bowling Green.....W, 92-61
- 12/19/70 Indianapolis.....W, 100-90
- 12/16/71 Bowling Green.....W, 91-69
- 12/13/72 Indianapolis..L, 82-88 (ot)
- 12/13/73 Bowling Green..W, 104-96
- 12/30/75 Indianapolis.....W, 76-62
- 12/07/77 Bowling Green.....L, 86-90
- 12/30/78 Indianapolis.....W, 71-65
- 01/03/80 Bowling Green.....W, 66-62
- 12/09/81 Bowling Green.....W, 96-65
- 12/18/82 Indianapolis..W, 65-63 (ot)
- 01/03/87 Indianapolis..W, 74-73 (ot)
- 12/02/87 Bowling Green.....W, 85-68
- 11/28/88 Bowling Green.....L, 81-91
- 12/04/89 Indianapolis..W, 62-59 (ot)
- 12/06/95 Bowling Green.....W, 56-50
- 01/05/97 Indianapolis.....L, 73-75
- 12/03/97 Bowling Green.....W, 69-59
- 12/08/98 Indianapolis.....L, 58-69
- 12/29/02 Honolulu, Hawaii..L, 60-63 (Rainbow Classic)

California (1-0)

H: 0-0 • A: 0-0 • N: 1-0

12/29/67 Dallas, Texas.....W, 96-85
(All-Sports Classic)

UC Davis (1-0)

H: 1-0 • A: 0-0 • N: 0-0

12/05/70 Bowling Green....W, 88-65

UCLA (0-1)

H: 0-0 • A: 0-0 • N: 0-1

03/27/08 Phoenix, Ariz. (#3)..L, 78-88
(NCAA Tournament)

UC Riverside (1-0)

H: 1-0 • A: 0-0 • N: 0-0

12/08/69 Bowling Green....W, 92-79

Cal Poly (2-0)

H: 1-0 • A: 0-0 • N: 1-0

12/17/77 Bowling Green....W, 72-50
12/30/98 OK City, Okla...W, 93-88 (2ot)
(All-College Tournament)

Cal State Northridge (1-0)

H: 1-0 • A: 0-0 • N: 0-0

11/23/09 Bowling Green....W, 68-67
(Preseason NIT)

Campbellsville (Ky.) (5-0)

H: 4-0 • A: 1-0 • N: 0-0

12/12/42 Campbellsville....W, 55-15
02/10/43 Bowling Green....W, 86-24
12/06/65 Bowling Green..W, 101-59
11/18/08 Bowling Green....W, 62-48
11/14/15 Bowling Green....W, 97-77
(Gulf Coast Showcase)

Canisius (5-1)

H: 0-0 • A: 5-1 • N: 0-0

01/01/44 Buffalo.....L, 50-54
01/01/45 Buffalo.....W, 50-43
01/18/47 Buffalo.....W, 52-50
01/17/48 Buffalo.....W, 74-52
12/27/48 Buffalo.....W, 65-55
12/26/49 Buffalo.....W, 74-61

Canterbury (1-0)

H: 0-0 • A: 0-0 • N: 1-0

12/05/47 Louisville, Ky.W, 82-34

Carson-Newman (2-0)

H: 2-0 • A: 0-0 • N: 0-0

12/15/64 Bowling Green....W, 73-54
01/03/84 Bowling Green....W, 76-72

Centenary (1-1)

H: 0-0 • A: 0-0 • N: 1-1

03/02/33 Jackson, Miss.....L, 31-40
(SIAA Tournament)
03/04/35 Jackson, Miss....W, 23-17
(SIAA Tournament)

Central Florida (3-1)

H: 1-0 • A: 1-0 • N: 1-1

02/10/92 Orlando*.....W, 81-78 (ot)
02/29/92 Bowling Green*..W, 83-47
12/19/05 Tucson, Ariz.....W, 73-68
(Fiesta Bowl Classic)
11/18/18 Myrtle Beach.....L, 62-78

Central Michigan (3-1)

H: 1-1 • A: 1-0 • N: 1-0

12/11/86 Bowling Green.....L, 65-73
12/07/87 Mt. Pleasant.....W, 77-73
12/17/88 Bowling Green....W, 77-62
11/24/15 Estero, Fla.....W, 88-60
(Gulf Coast Showcase)

Central Missouri (1-0)

H: 1-0 • A: 0-0 • N: 0-0

12/17/51 Bowling Green....W, 76-56

Centre (14-4)

H: 7-1 • A: 4-3 • N: 3-0

01/17/23 Danville.....L, 20-26
02/14/24 Bowling Green....W, 29-28
01/20/25 Danville.....W, 34-32
02/24/25 Bowling Green....W, 23-11
01/29/26 Bowling Green.....L, 18-22
02/02/26 Danville.....W, 54-19
02/27/27 Winchester, Ky....W, 33-20
(KIAC Tournament)
01/25/28 Danville.....L, 27-31
01/28/30 Danville.....L, 27-38
02/15/30 Bowling Green....W, 36-28
02/19/31 Winchester, Ky....W, 37-35
(KIAC Tournament)
02/07/35 Danville.....W, 42-35
02/19/35 Bowling Green....W, 39-15
01/30/36 Danville.....W, 38-31
02/22/36 Bowling Green....W, 36-28
02/20/37 Bowling Green....W, 38-25
03/03/47 Louisville, Ky.W, 63-23
(KIAC Tournament)
12/04/87 Bowling Green....W, 74-60
(Wendy's Classic)

Chaminade (2-0)

H: 1-0 • A: 1-0 • N: 0-0

12/06/85 Bowling Green..W, 101-75
(Wendy's Classic)
12/26/86 Honolulu.....W, 71-70
(Chaminade Classic)

Charleston (1-0)

H: 0-0 • A: 0-0 • N: 1-0

03/01/35 Jackson, Miss.....W, 48-18
(SIAA Tournament)

Charlotte (20-10)

H: 13-1 • A: 7-8 • N: 0-1

01/09/83 Charlotte*.....L, 68-74
02/24/83 Bowling Green*..W, 72-69
01/14/84 Charlotte*.....W, 47-45

02/18/84 Bowling Green*.W, 80-76 (ot)
02/02/85 Bowling Green*.W, 102-67
02/23/85 Charlotte*.....L, 76-77
01/30/86 Charlotte*.....W, 78-67
02/08/86 Bowling Green*.W, 78-68
01/31/87 Bowling Green*.W, 88-69
02/08/87 Charlotte*.....W, 74-71 (ot)
02/27/87 Bowling Green.W, 99-95 (2ot)
(SBC Tournament)
01/25/88 Bowling Green*.W, 78-69
02/04/88 Charlotte*.....L, 74-90
02/13/89 Charlotte*.....L, 61-70
02/21/89 Bowling Green*...L, 73-79
03/04/89 Charlotte.....W, 65-63 (ot)
(SBC Tournament)
01/20/90 Bowling Green*.W, 79-78
02/17/90 Charlotte*...L, 89-100 (ot)
03/03/90 Birmingham, Ala. L, 67-91
(SBC Tournament)
02/09/91 Bowling Green*.W, 104-97
02/14/91 Charlotte*.....L, 77-91
01/08/15 Bowling Green*.W, 74-66
03/05/15 Charlotte*.....W, 88-84 (ot)
01/23/16 Charlotte*.....L, 71-88
02/20/16 Bowling Green*.W, 59-54
01/05/17 Bowling Green*.W, 82-80
02/23/17 Charlotte*.....L, 77-83
01/13/18 Charlotte*.....W, 73-63
02/22/18 Bowling Green*.W, 93-55
01/03/19 Charlotte*.....W, 68-50

Chattanooga (3-2)

H: 3-1 • A: 0-1 • N: 0-0

01/14/29 Bowling Green.....L, 17-41
01/14/31 Bowling Green....W, 39-17
01/20/32 Bowling Green....W, 19-17
01/28/33 Chattanooga.....L, 32-27
12/12/64 Bowling Green....W, 94-78

Chicago State (3-0)

H: 2-0 • A: 0-0 • N: 1-0

01/24/90 Bowling Green....W, 88-80
12/28/02 Honolulu, Hawaii..W, 63-56
(Rainbow Classic)
12/17/14 Bowling Green....W, 75-60

Cincinnati (12-6)

H: 8-1 • A: 4-4 • N: 0-1

01/04/35 Bowling Green.....L, 25-26
12/17/49 Cincinnati.....L, 54-55
01/16/50 Bowling Green (#12).W, 84-59
12/09/50 Cincinnati.....L, 45-70
02/08/51 Bowling Green (#11).W, 75-70
12/15/51 Cincinnati.....W, 76-71
01/30/52 Bowling Green....W, 79-63
12/16/52 Cincinnati.....W, 77-76
01/08/53 Bowling Green....W, 84-76
12/15/53 Cincinnati.....W, 74-71
02/22/54 Bowling Green....W, 92-77
12/14/54 Bowling Green....W, 85-75
01/29/55 Cincinnati.....L, 91-101

12/10/55 CincinnatiL, 54-83
 02/21/56 Bowling Green....W, 85-74
 12/03/83 CincinnatiW, 71-54
 11/27/85 Bowling Green....W, 69-58
 12/28/96 Cleveland, Ohio (#7)..L, 57-81
 (Rock-n-Roll Classic)

The Citadel (0-1)

H: 0-0 • A: 0-1 • N: 0-0

03/03/27 Charleston.....L, 36-43
 (SIAA Tournament)

CCNY (3-0)

H: 1-0 • A: 1-0 • N: 1-0

03/19/42 New York, N.Y.W, 49-46
 (NIT)
 02/03/43 New York.....W, 69-49
 02/01/79 Bowling Green..W, 104-50

Clemson (0-2)

H: 0-1 • A: 0-1 • N: 0-0

02/04/97 Clemson (#10).....L, 55-69
 12/30/97 Bowling Green(#21)..L, 52-71

Colorado State (1-0)

H: 1-0 • A: 0-0 • N: 0-0

12/16/54 Bowling Green....W, 75-67

Columbus State (1-0)

H: 1-0 • A: 0-0 • N: 0-0

12/11/85 Bowling Green....W, 87-61

Connecticut (0-1)

H: 0-0 • A: 0-0 • N: 0-1

12/30/80 Hartford, Conn.....L, 58-84
 (UConn Mutual Classic)

Cornell (0-1)

H: 0-0 • A: 0-1 • N: 0-0

12/30/44 IthacaL, 53-64

Creighton (2-1)

H: 1-0 • A: 0-1 • N: 1-0

03/23/42 New York, N.Y.W, 49-38
 (NIT)
 11/27/01 Omaha.....L, 91-94 (2ot)
 12/19/01 Bowling Green....W, 95-61

Culver-Stockton (1-0)

H: 1-0 • A: 0-0 • N: 0-0

12/09/39 Bowling Green....W, 47-35

Cumberland (Ky.) (5-1)

H: 4-0 • A: 1-1 • N: 0-0

1914-15 Bowling Green....W, 38-21
 01/26/23 WilliamsburgL, 16-24
 02/20/24 Bowling Green....W, 33-21
 02/18/38 Bowling Green....W, 49-36
 01/06/40 Williamsburg.....W, 40-30
 01/11/41 Bowling Green....W, 52-25

Davidson (1-1)

H: 1-0 • A: 0-0 • N: 0-1

12/15/78 Bowling Green..W, 103-81
 11/21/10 San Juan, P.R.L, 51-64
 (Puerto Rico Tip-Off)

Dayton (14-14)

H: 8-5 • A: 5-8 • N: 1-1

02/04/53 Bowling Green....W, 88-77
 01/13/54 Dayton (#17)..W, 79-75 (3ot)
 01/19/55 Dayton (#18).....L, 73-91
 02/01/55 Bowling Green (#15)..L, 67-73
 01/22/66 Dayton.....L, 57-77
 03/12/66 Iowa City, Iowa....W, 82-68
 (NCAA Tournament)
 03/11/67 Lexington, Ky.L, 67-69 (ot)
 (NCAA Tournament)
 01/17/68 Bowling Green..W, 75-74 (ot)
 01/20/69 Dayton.....W, 70-65
 02/23/70 Bowling Green....W, 76-63
 02/08/71 Dayton.....L, 60-63
 02/07/72 Bowling Green....W, 76-74
 02/06/73 Dayton.....L, 78-85
 02/04/74 Bowling Green....W, 87-83
 02/03/75 Dayton.....L, 84-86 (ot)
 02/09/76 Bowling Green....L, 82-93
 12/04/76 Dayton.....L, 69-92
 01/25/78 Bowling Green....L, 72-80
 01/24/79 Dayton.....W, 78-72
 01/21/80 Bowling Green....W, 71-65
 12/09/80 Dayton.....L, 70-74
 01/25/82 Bowling Green....W, 65-57
 12/21/82 Dayton.....W, 68-58
 01/25/84 Bowling Green....L, 68-71
 01/15/85 Dayton.....L, 51-53
 01/22/86 Bowling Green....W, 64-62
 03/03/87 Dayton.....W, 78-72
 02/24/88 Bowling Green..L, 81-82 (ot)

Delta State (6-0)

H: 6-0 • A: 0-0 • N: 0-0

03/05/38 Bowling Green....W, 59-40
 (SIAA Tournament)
 01/20/39 Bowling Green....W, 61-43
 03/06/41 Bowling Green....W, 49-48
 (SIAA Tournament)
 03/08/42 Bowling Green....W, 49-37
 (SIAA Tournament)
 03/07/47 Bowling Green....W, 62-47
 (SIAA Tournament)
 12/06/76 Bowling Green..W, 75-72 (ot)

Denver (10-7)

H: 4-1 • A: 5-4 • N: 1-2

12/27/57 Oklahoma City, Okla..L, 63-84
 (All-College Tournament)
 01/24/00 Bowling Green*..W, 83-71
 02/28/00 Denver*L, 52-55
 12/31/00 Denver*W, 80-61
 01/19/02 Denver*W, 86-59
 02/05/03 Bowling Green*..W, 81-77

02/12/04 Denver*W, 78-65
 02/10/05 Bowling Green*..W, 84-79
 03/07/05 Denton, Texas.....L, 68-77
 (SBC Tournament)
 02/09/06 Denver*W, 71-70
 01/27/07 Denver*W, 77-67
 02/02/08 Bowling Green*..W, 78-64
 01/24/09 Denver*L, 74-78
 01/10/10 Denver*L, 67-72
 01/06/11 Bowling Green*...L, 59-62
 01/15/12 Denver*L, 65-78
 03/05/12 Hot Springs, Ark. W, 67-63
 (SBC Tournament)

DePaul (6-10)

H: 3-3 • A: 1-6 • N: 2-1

02/13/43 ChicagoL, 40-44
 02/19/44 ChicagoL, 35-56
 01/13/45 Louisville, Ky.L, 37-65
 02/24/45 ChicagoL, 49-55
 01/12/46 Bowling Green....L, 43-81
 03/17/48 New York, N.Y.W, 61-59
 (NIT)
 01/26/57 ChicagoW, 80-76 (ot)
 02/04/58 Bowling Green....W, 77-62
 02/06/59 ChicagoL, 70-80
 01/06/60 Bowling Green....W, 86-65
 02/04/61 Bowling Green....W, 71-65
 02/03/62 ChicagoL, 78-86
 03/02/63 ChicagoL, 86-88
 01/04/64 Bowling Green....L, 82-99
 12/19/95 ChicagoL, 69-84
 11/21/12 Cancun, Mexico..W, 70-61
 (Cancun Challenge)

Detroit Mercy (2-2)

H: 1-0 • A: 0-2 • N: 1-0

03/12/62 Lexington, Ky.....W, 90-81
 (NCAA Tournament)
 02/01/03 DetroitL, 65-86
 12/22/15 Bowling Green....W, 79-74
 12/17/16 DetroitL, 79-85

District of Columbia (1-0)

H: 1-0 • A: 0-0 • N: 0-0

01/03/81 Bowling Green..W, 86-84 (3ot)

Drake (1-1)

H: 0-0 • A: 0-0 • N: 1-1

03/21/08 Tampa, Fla. (#14)..W, 101-99 (ot)
 (NCAA Tournament)
 11/23/15 Estero, Fla.....L, 79-81 (ot)
 (Gulf Coast Showcase)

Drexel (1-1)

H: 1-0 • A: 0-0 • N: 0-1

12/02/88 Bowling Green..W, 105-81
 (WKU Invitational)
 12/30/99 Green Bay, Wis.....L, 61-66
 (Oneida Classic)

Duke (0-4)

H: 0-1 • A: 0-0 • N: 0-3

- 12/30/68 New Orleans, La. .L, 72-73
(Sugar Bowl Classic)
- 12/26/73 Jacksonville, Fla...L, 69-75
(Gator Bowl Classic)
- 12/27/75 Raleigh, N.C.....L, 90-111
- 11/25/78 Bowling Green (#1)..L, 53-78

Duquesne (2-8)

H: 2-2 • A: 0-3 • N: 0-3

- 03/23/40 Indianapolis, Ind. L, 29-30
(NCAA Tournament)
- 02/12/41 Bowling Green.....L, 33-46
- 03/10/53 New York, N.Y.(#11).L,61-69
(NIT)
- 12/15/69 Pittsburgh (#7).....L, 65-87
- 12/12/70 Bowling Green...W, 69-62
- 12/06/79 Pittsburgh.....L, 73-84
- 12/30/81 Bowling Green.L, 62-63 (ot)
- 12/04/96 Bowling Green...W, 89-82
- 12/08/97 Pittsburgh.....L, 64-74
- 11/25/15 Duquesne.....L, 73-81

East Tennessee State (36-11)

H: 22-3 • A: 13-8 • N: 1-0

- 12/10/57 Bowling Green...W, 85-60
- 01/12/59 Johnson City*...W, 86-84
- 03/03/59 Bowling Green*..W, 84-64
- 12/19/59 Johnson City*...W, 103-77
- 03/02/60 Bowling Green*..W, 83-69
- 12/09/60 Bowling Green*..W, 77-65
- 02/24/61 Johnson City*...W, 88-82
- 02/06/62 Johnson City*...W, 89-84
- 02/26/62 Bowling Green*..W, 77-66
- 02/09/63 Johnson City*.....L, 77-82
- 02/26/63 Bowling Green*...L, 79-80
- 02/15/64 Bowling Green*..W, 79-68
- 03/03/64 Johnson City*...L, 99-102
- 01/11/65 Johnson City*...W, 70-69
- 02/06/65 Bowling Green*..W, 96-79
- 01/10/66 Bowling Green*..W, 85-69
- 02/12/66 Johnson City*...W, 96-79
- 12/20/66 Louisville, Ky.W, 72-59
(OVC Tournament)
- 01/09/67 Johnson City*...W, 63-61
- 02/11/67 Bowling Green*..W, 65-56
- 01/08/68 Bowling Green*...L, 59-63
- 02/10/68 Johnson City*.....L, 71-73
- 01/04/69 Johnson City*...W, 95-76
- 02/15/69 Bowling Green*..W, 78-74
- 01/05/70 Bowling Green*..W,95-91 (ot)
- 02/14/70 Johnson City*...W, 92-83
- 01/02/71 Johnson City*...W, 86-83
- 02/15/71 Bowling Green*..W, 83-65
- 01/17/72 Bowling Green*..W, 95-72
- 02/12/72 Johnson City*.....L, 70-76
- 01/13/73 Johnson City*.....L, 80-99
- 02/12/73 Bowling Green*..W, 68-53
- 01/12/74 Bowling Green*...L, 75-88
- 02/11/74 Johnson City*...W, 85-68

- 01/13/75 Johnson City*.....W, 90-89
- 02/08/75 Bowling Green*W, 106-83
- 01/17/76 Bowling Green*..W, 82-60
- 02/16/76 Johnson City*...W, 76-67
- 03/01/76 Bowling Green...W, 91-74
(OVC Tournament)
- 01/10/77 Johnson City*.....L, 61-67
- 02/05/77 Bowling Green*..W, 70-61
- 01/14/78 Bowling Green*..W,98-94 (ot)
- 02/11/78 Johnson City*..L, 77-80 (3ot)
- 03/03/78 Bowling Green...W, 79-75
(OVC Tournament)
- 02/10/79 Johnson City.....L, 64-65
- 01/07/80 Bowling Green...W, 71-59
- 11/16/13 Bowling Green...W, 57-50

Eastern Illinois (1-0)

H: 1-0 • A: 0-0 • N: 0-0

- 11/30/13 Bowling Green... W, 68-53

Eastern Kentucky (113-44)

H: 58-15 • A: 46-27 • N: 9-2

- 1914-15 Bowling Green...W, 26-21
- 1914-15 Richmond.....W, 22-18
- 02/23/16 Bowling Green.....L, 21-42
- 02/24/16 Bowling Green.....L, 22-28
- 02/04/22 Richmond.....L, 15-26
- 02/23/22 Bowling Green.....L, 17-29
- 02/22/23 Richmond.....W, 29-17
- 03/03/23 Bowling Green...W, 33-17
- 02/08/24 Richmond.....L, 13-45
- 03/01/24 Bowling Green.....L, 27-33
- 01/19/25 Richmond.....W, 30-19
- 02/27/25 Bowling Green...W, 37-17
- 01/22/27 Bowling Green.....L, 29-38
- 02/05/27 Richmond.....W, 29-23
- 02/03/28 Richmond.....W, 44-12
- 02/11/28 Bowling Green...W, 55-12
- 01/11/29 Bowling Green...W, 24-15
- 02/02/29 Richmond.....L, 17-21
- 01/25/30 Bowling Green.....L, 26-30
- 01/29/30 Richmond.....L, 21-46
- 01/23/31 Bowling Green...W, 49-25
- 01/24/31 Bowling Green...W, 47-34
- 02/14/31 Richmond.....L, 22-30
- 01/15/32 Richmond.....L, 23-49
- 01/16/32 Richmond.....W, 26-23
- 02/13/32 Bowling Green...W, 47-21
- 02/27/32 Winchester, Ky....W, 36-27
(KIAC Tournament)
- 01/13/33 Bowling Green...W, 27-19
- 02/02/33 Richmond.....W, 31-24
- 01/13/34 Bowling Green.....W, 30-16
- 02/09/34 Richmond.....L, 13-32
- 02/22/34 Louisville, Ky.W, 30-19
(KIAC Tournament)
- 01/26/35 Bowling Green...W, 49-25
- 02/08/35 Richmond.....W, 48-29
- 01/25/36 Bowling Green...W, 46-30
- 01/31/36 Richmond.....W, 61-23
- 02/29/36 Bowling Green...W, 34-22

- (KIAC Tournament)
- 02/19/37 Richmond.....W, 25-22
- 02/25/37 Richmond.....W, 38-25
(KIAC Tournament)
- 01/28/38 Bowling Green...W, 51-34
- 02/12/38 Richmond.....W, 34-21
- 01/16/39 Bowling Green...W, 42-29
- 01/28/39 Richmond.....W, 49-37
- 02/23/39 Richmond.....W, 50-26
(KIAC Tournament)
- 01/27/40 Bowling Green.....L, 32-45
- 02/02/40 Richmond.....W, 53-33
- 01/13/41 Bowling Green...W, 61-27
- 02/01/41 Richmond.....W, 59-40
- 01/31/42 Bowling Green...W, 45-31
- 02/14/42 Richmond.....W, 43-40
- 01/09/43 Richmond.....W, 61-47
- 01/23/43 Bowling Green...W, 62-38
- 02/05/45 Bowling Green...L, 36-44
- 02/17/45 Richmond.....W, 48-42
- 01/15/46 Bowling Green.....L, 35-45
- 02/16/46 Richmond.....L, 44-46
- 02/05/47 Bowling Green...W, 81-47
- 02/15/47 Richmond.....L, 46-49
- 03/05/47 Louisville, Ky.W, 54-37
(KIAC Tournament)
- 01/31/48 Richmond.....W, 49-42
- 02/21/48 Bowling Green...W, 65-51
- 02/27/48 Louisville, Ky.W, 62-52
(KIAC Tournament)
- 12/15/48 Richmond*.....W, 56-53
- 01/29/49 Bowling Green*...L, 40-42
- 02/26/49 Louisville, Ky.W, 70-54
(OVC Tournament)
- 01/07/50 Bowling Green*..W, 86-61
- 01/21/50 Richmond*.....W, 69-51
- 02/25/50 Louisville, Ky.L, 50-62
(OVC Tournament)
- 02/03/51 Richmond*.....L, 70-84
- 02/17/51 Bowling Green*..W, 84-80
- 01/19/52 Bowling Green*..W, 69-63
- 02/09/52 Richmond*.....L, 62-73
- 01/17/53 Richmond*.....L, 69-78
- 02/07/53 BG* (#15).....W, 86-76
- 02/28/53 Louisville, Ky. (#20).W, 70-60
(OVC Tournament)
- 01/16/54 Bowling Green*W, 122-78
- 02/06/54 Richmond*.....L, 54-63
- 02/26/54 Louisville, Ky.W, 85-69
(OVC Tournament)
- 12/27/54 Louisville, Ky.*.....L, 81-84
(Ky. Invit. Tournament)
- 01/15/55 Richmond*.....W, 84-78
- 02/05/55 Bowling Green*..W, 98-76
- 01/14/56 Richmond*.....W, 73-67
- 02/06/56 Bowling Green*..W, 93-92
- 01/12/57 Bowling Green*..W, 91-71
- 02/02/57 Richmond*.....W, 75-70
- 01/11/58 Richmond*.....W, 89-80
- 02/22/58 Bowling Green*W, 100-70
- 01/03/59 Bowling Green*..W, 76-73

GENERAL

HILTOPPERS

2018-19 REVIEW

HISTORY

UNIVERSITY

OPPONENTS

02/18/59 Richmond* L, 70-72
 01/09/60 Richmond* L, 73-80
 02/16/60 Bowling Green* ..W, 38-20
 01/07/61 Bowling Green* ..W, 88-76
 02/13/61 Richmond* L, 72-81
 01/27/62 Richmond*W, 96-62
 02/24/62 Bowling Green* ..W, 88-74
 01/05/63 Bowling Green* ...L, 69-79
 02/23/63 Richmond*W, 94-77
 01/06/64 Richmond* L, 65-70
 02/29/64 Bowling Green* ...L, 69-90
 12/22/64 Louisville, Ky.W, 82-73
 (OVC Tournament)
 01/16/65 Bowling Green* ...L, 70-95
 02/15/65 Richmond* L, 69-80
 12/21/65 Louisville, Ky.W, 83-67
 (OVC Tournament)
 01/15/66 Richmond* W, 107-88
 02/21/66 Bowling Green* ..W, 72-67
 01/14/67 Bowling Green*W, 116-71
 02/20/67 Richmond*W, 71-62
 01/13/68 Richmond* L, 69-99
 02/19/68 Bowling Green* ..W, 79-76
 01/11/69 Bowling Green* ..W, 73-60
 02/10/69 Richmond* ...L, 77-85 (ot)
 01/10/70 Richmond*W, 86-83
 02/09/70 Bowling Green* ..W, 88-77
 01/09/71 Bowling Green* ..W, 83-64
 02/22/71 Richmond* ..W, 94-93 (ot)
 01/24/72 Richmond* L, 78-96
 02/19/72 Bowling Green* ..W, 93-88
 01/20/73 Bowling Green* ...L, 63-70
 02/19/73 Richmond*W, 77-71
 01/19/74 Richmond* ..W, 64-63
 02/18/74 Bowling Green* ..W, 89-74
 01/20/75 Bowling Green*W, 107-82
 02/15/75 Richmond*W, 84-75
 01/24/76 Richmond*W, 78-74
 02/23/76 Bowling Green* ..W, 89-77
 01/17/77 Bowling Green* ..W, 93-82
 02/14/77 Richmond*W, 85-76
 01/07/78 Richmond* ...L, 79-85 (ot)
 02/06/78 Bowling Green* ..L, 74-78 (ot)
 01/29/79 Bowling Green* ..W, 70-65
 02/05/79 Richmond*W, 70-65
 03/03/79 Richmond L, 77-78
 (OVC Tournament)
 01/26/80 Richmond* L, 82-84
 02/02/80 Bowling Green* ..W, 74-62
 02/28/80 Bowling Green ..W, 84-83 (ot)
 (OVC Tournament)
 01/29/81 Richmond*W, 84-80
 02/21/81 Bowling Green* ..W, 78-62
 01/10/82 Richmond*W, 75-65
 02/04/82 Bowling Green* ..W, 61-34
 01/23/84 Richmond L, 58-60
 02/06/85 Bowling GreenW, 66-59
 01/07/87 Richmond L, 66-68
 01/02/88 Bowling GreenW, 77-70
 12/10/88 RichmondW, 75-63
 01/22/90 Richmond ..W, 68-66 (2ot)

02/21/90 Bowling GreenW, 67-64
 01/30/91 Bowling GreenW, 83-74
 12/04/91 RichmondW, 64-62
 12/21/92 Bowling GreenW, 77-68
 12/21/94 RichmondW, 82-77
 12/08/04 Bowling GreenW, 75-63
 12/03/05 RichmondW, 97-89
 12/02/06 Bowling GreenW, 78-55
 12/08/07 RichmondW, 77-60
 12/01/15 Bowling GreenW, 86-84
 11/30/16 Richmond L, 59-78
 11/29/17 Bowling GreenW, 83-51

Eastern Michigan (1-0)

H: 1-0 • A: 0-0 • N: 0-0
 12/01/69 Bowling GreenW, 95-70

Emporia State (1-0)

H: 1-0 • A: 0-0 • N: 0-0
 12/09/48 Bowling GreenW, 61-34

Erskine (2-0)

H: 0-0 • A: 0-0 • N: 2-0
 03/01/33 Jackson, Miss.W, 45-35
 (SIAA Tournament)
 03/05/34 Jackson, Miss.W, 32-25
 (SIAA Tournament)

Evansville (40-20)

H: 22-6 • A: 14-14 • N: 4-0
 01/29/27 Bowling Green L, 30-39
 02/26/27 Evansville L, 11-31
 02/04/33 Evansville L, 30-36
 02/10/33 Bowling GreenW, 38-34
 01/11/34 Bowling Green L, 26-30
 01/18/34 Evansville L, 17-33
 12/29/34 Evansville L, 33-35
 01/21/35 Bowling GreenW, 38-36
 01/15/38 Bowling GreenW, 44-30
 02/17/38 EvansvilleW, 52-42
 01/10/39 Evansville L, 48-49
 02/07/39 Bowling Green L, 46-48
 01/08/40 Bowling GreenW, 52-45
 02/13/40 EvansvilleW, 55-36
 01/24/41 EvansvilleW, 56-52
 02/20/41 Bowling GreenW, 60-43
 01/10/42 Bowling GreenW, 69-48
 02/19/42 EvansvilleW, 41-40
 02/15/43 EvansvilleW, 52-48
 02/23/43 Bowling GreenW, 62-39
 12/11/32 Bowling GreenW, 37-31
 02/03/45 Evansville L, 41-45
 02/07/45 Bowling GreenW, 48-36
 01/05/46 Bowling Green L, 40-44
 02/06/46 Evansville L, 42-53
 01/14/47 EvansvilleW, 63-47
 02/11/47 Bowling GreenW, 58-23
 12/10/47 EvansvilleW, 58-42
 01/05/48 Bowling GreenW, 67-44
 01/13/49 Evansville*W, 72-66
 02/08/49 Bowling Green* ..W, 71-47

01/18/50 Evansville*W, 73-69
 02/18/50 Bowling Green* ..W, 81-56
 01/10/51 Owensboro, Ky.* ..W, 75-63
 01/18/51 Evansville* L, 46-77
 02/24/51 Louisville, Ky.W, 72-71
 (OVC Tournament)
 12/06/51 Evansville*W, 69-56
 02/18/52 Bowling Green* ..W, 92-58
 02/21/52 Louisville, Ky.W, 83-63
 (OVC Tournament)
 12/07/57 EvansvilleL, 98-105 (ot)
 02/24/58 Bowling Green ..W, 100-80
 12/08/76 Bowling GreenL, 61-78
 11/30/77 EvansvilleW, 82-72
 12/09/78 EvansvilleW, 63-60
 12/13/79 Louisville, Ky.W, 75-61
 (Holiday Classic)
 12/13/80 Bowling GreenW, 68-67
 12/12/81 Evansville L, 70-73
 12/06/82 Bowling GreenW, 74-61
 01/05/84 EvansvilleW, 73-62
 12/11/84 Bowling GreenW, 88-71
 11/14/98 Evansville L, 65-70
 11/23/99 Bowling GreenL, 47-52
 11/18/00 EvansvilleW, 61-59
 11/20/01 Bowling GreenW, 90-64
 12/03/02 EvansvilleL, 76-81 (ot)
 12/20/03 Bowling GreenW, 92-82
 12/11/04 Evansville L, 62-68
 12/06/05 Bowling GreenW, 84-77
 12/13/08 EvansvilleL, 40-72
 12/08/09 Bowling GreenW, 63-57

FIU (34-8)

H: 16-4 • A: 13-4 • N: 5-0
 01/12/99 Miami*W, 71-66
 02/02/99 Bowling Green* ...L, 53-57
 01/08/00 Miami* L, 63-93
 02/12/00 Bowling Green* ..W, 73-65
 03/05/00 Little Rock, Ark.W, 79-60
 (SBC Tournament)
 01/27/01 Miami*W, 55-46
 02/15/01 Bowling Green* ..W, 69-49
 03/03/01 Mobile, Ala.W, 68-51
 (SBC Tournament)
 01/02/02 Miami*W, 65-54
 01/31/02 Bowling Green* ..W, 66-64
 01/30/03 Bowling Green* ..W, 63-43
 02/19/03 Miami*W, 71-58
 03/08/03 Bowling GreenW, 71-60
 (SBC Tournament)
 01/31/04 Miami*W, 55-42
 02/28/04 Bowling Green* ..W, 74-43
 02/07/05 Bowling Green* ..W, 83-67
 02/26/05 Miami* L, 77-79
 01/31/06 Miami*W, 66-61
 02/25/06 Bowling Green* ..W, 80-65
 01/11/07 Miami*W, 86-74
 02/24/07 Bowling Green* ..W, 82-64
 01/12/08 Bowling Green* ..W, 76-60
 02/27/08 Miami*W, 69-54

01/08/09 Miami*.....L, 79-81
 02/21/09 Bowling Green*..W, 79-66
 03/08/09 Hot Springs, Ark. W, 66-48
 (SBC Tournament)
 01/16/10 Bowling Green*..W, 81-64
 02/27/10 Miami*.....W, 88-61
 01/27/11 Miami*.....W, 81-78
 02/24/11 Bowling Green*..W, 80-73
 12/31/11 Bowling Green*...L, 63-81
 01/28/12 Miami*.....W, 61-51
 03/03/12 Hot Springs, Ark. W, 67-63
 (SBC Tournament)
 12/27/12 Bowling Green*..W, 76-63
 02/16/13 Miami*.....L, 82-87
 03/11/13 Hot Springs, Ark. W, 65-63
 (SBC Tournament)
 01/17/15 Miami*.....W, 65-58
 02/28/15 Bowling Green*..W, 77-61
 01/07/16 Bowling Green*...L, 72-75
 01/02/17 Miami*.....W, 69-66
 02/10/18 Bowling Green*..W, 83-76
 01/17/19 Bowling Green*...L, 76-77

Florida (0-2)

H: 0-0 • A: 0-0 • N: 0-2

03/16/01 New Orleans, La. (#8)..L, 56-69
 (NCAA Tournament)
 11/24/06 Las Vegas, Nev. (#1)..L, 68-101
 (Las Vegas Invitational)

Florida A&M (1-0)

H: 1-0 • A: 0-0 • N: 0-0

12/08/79 Bowling Green....W, 87-60

Florida Atlantic (16-5)

H: 8-3 • A: 7-2 • N: 1-0

12/30/06 Boca Raton*.....W, 93-83
 02/14/07 Bowling Green*...L, 73-78
 03/04/07 Lafayette, La.....W, 86-81
 (SBC Tournament)
 01/16/08 Bowling Green*..W, 80-62
 03/01/08 Boca Raton*.....W, 88-78
 01/10/09 Boca Raton*.....W, 78-57
 02/26/09 Bowling Green*..W, 87-67
 01/14/10 Bowling Green*..W, 79-72
 02/25/10 Boca Raton*..W, 78-69 (ot)
 01/15/11 Bowling Green*...L, 73-78
 01/29/11 Boca Raton*.....W, 57-53
 01/26/12 Boca Raton*.....L, 66-67
 02/16/12 Bowling Green*..W, 64-57
 01/12/13 Bowling Green*...L, 62-65
 02/14/13 Boca Raton*.....L, 78-84
 01/15/15 Boca Raton*..W, 88-85 (ot)
 02/26/15 Bowling Green*..W, 71-68
 01/09/16 Bowling Green*..W, 86-82 (ot)
 12/31/16 Boca Raton*.....W, 69-54
 02/08/18 Bowling Green*..W, 75-63
 01/19/19 Bowling Green*..W, 72-66

Florida Gulf Coast (1-0)

H: 1-0 • A: 0-0 • N: 0-0

02/14/11 Bowling Green....W, 80-70

Florida State (0-7)

H: 0-2 • A: 0-2 • N: 0-3

12/21/73 St. Peterburg, Fla.L, 87-107
 (Big Sun Invitational)
 01/08/76 Tallahassee.....L, 80-88
 01/05/77 Bowling Green.....L, 63-95
 11/30/78 Tallahassee.....L, 59-70
 12/29/79 Bowling Green.....L, 65-67
 03/25/93 Charl., N.C. (#11)..L, 78-81 (ot)
 (NCAA Tournament)
 12/28/08 Sunrise, Fla.L, 69-82
 (Orange Bowl Classic)

Fordham (3-1)

H: 1-0 • A: 1-0 • N: 1-1

03/22/43 New York, N.Y.L, 58-60
 (NIT)
 03/13/65 New York, N.Y.W, 57-53
 (NIT)
 12/30/03 New York.....W, 94-70
 01/01/05 Bowling Green....W, 80-59

Furman (0-1)

H: 0-1 • A: 0-0 • N: 0-0

12/17/11 Bowling Green....L, 63-76

George Washington (1-0)

H: 0-0 • A: 0-0 • N: 1-0

11/16/01 Lexington, Ky.....W, 73-48
 (NABC Classic)

Georgetown (D.C.) (1-4)

H: 1-1 • A: 0-3 • N: 0-0

01/23/47 Washington, D.C. L, 46-57
 01/02/48 Bowling Green....W, 58-37
 12/22/81 Wash., D.C. (#17)..L, 45-64
 12/04/82 BG (#2).....L, 66-70 (ot)
 (Wendy's Classic)
 12/21/83 Wash., D.C. (#5)L, 41-53

Georgetown (Ky.) (12-8)

H: 6-3 • A: 1-3 • N: 5-2

01/16/24 GeorgetownL, 22-33
 02/07/27 GeorgetownW, 29-23
 02/28/27 Winchester, Ky.....L, 27-38
 (KIAC Tournament)
 02/06/28 Bowling Green....W, 29-28
 01/08/29 Bowling Green.....L, 18-22
 01/31/29 GeorgetownL, 14-42
 02/21/29 Winchester, Ky.....W, 27-22
 (KIAC Tournament)
 01/14/30 Bowling Green.....L, 29-30
 01/15/30 Bowling Green.....L, 18-19
 02/06/30 GeorgetownL, 21-30
 02/21/30 Winchester, Ky.....L, 23-34
 (KIAC Tournament)
 02/09/31 Bowling Green....W, 41-24

02/10/31 Bowling Green....W, 49-24
 02/22/33 Winchester, Ky.....W, 31-23
 (KIAC Tournament)
 02/22/35 Bowling Green....W, 37-10
 (KIAC Tournament)
 02/24/40 Richmond, Ky.W, 45-39
 (KIAC Tournament)
 12/15/41 Madisonville, Ky..W, 48-38
 03/05/47 Louisville, Ky.W, 56-38
 (KIAC Tournament)
 12/13/49 Bowling Green....W, 67-48
 12/05/50 Bowling Green....W, 93-44

Georgia (3-5)

H: 1-3 • A: 2-1 • N: 0-1

12/30/82 Atlanta, Ga.....L, 69-90
 (Cotton States Classic)
 11/26/83 Bowling Green (#16)..L, 68-85
 (Wendy's Classic)
 12/02/89 Bowling Green.....L, 70-76
 (WKU Invitational)
 11/28/90 Athens (#17)L, 65-124
 11/23/04 AthensW, 71-61
 11/26/05 Bowling Green....L, 65-69
 11/14/06 AthensW, 70-67
 12/02/08 Bowling Green....W, 67-63

Georgia State (1-2)

H: 1-1 • A: 0-1 • N: 0-0

11/25/83 Bowling Green....W, 61-39
 01/09/14 Bowling Green*...L, 54-77
 03/08/14 Atlanta*L, 55-73

Gonzaga (0-2)

H: 0-0 • A: 0-0 • N: 0-2

11/22/07 Anchorage, AK (#14)..L, 71-74
 (Great Alaska Shootout)
 03/21/09 Portland, Ore. (#10)..L, 81-83
 (NCAA Tournament)

Gustavus Adolphus (4-0)

H: 4-0 • A: 0-0 • N: 0-0

12/04/53 Bowling Green....W, 90-73
 12/02/54 Bowling Green....W, 90-78
 12/01/55 Bowling Green....W, 89-62
 12/03/56 Bowling Green....W, 94-55

Hardin-Simmons (1-0)

H: 1-0 • A: 0-0 • N: 0-0

12/16/57 Bowling Green....W, 92-60

Harvard (0-1)

H: 0-0 • A: 0-0 • N: 0-1

12/30/71 College Park, Md...L, 89-107
 (Maryland Invitational)

Havana (1-0)

H: 1-0 • A: 0-0 • N: 0-0

01/15/47 Bowling Green....W, 83-55

GENERAL

HILTOPPERS

2018-19 REVIEW

HISTORY

UNIVERSITY

OPPONENTS

Hawaii (1-0)

H: 1-0 • A: 0-0 • N: 0-0

03/01/47 Bowling Green....W, 87-37

Hawaii Pacific (1-0)

H: 0-0 • A: 0-0 • N: 1-0

12/25/86 Honolulu, Hawaii...W, 89-74
(Chaminade Classic)

High Point (1-0)

H: 1-0 • A: 0-0 • N: 0-0

12/16/50 Bowling Green....W, 77-64

Hofstra (1-0)

H: 0-0 • A: 0-0 • N: 1-0

11/19/10 San Juan, P.R.W, 62-60
(Puerto Rico Tip-Off)

Holy Cross (1-1)

H: 0-0 • A: 0-0 • N: 1-1

03/11/54 New York, N.Y. (#6)L, 69-75
(NIT)

12/27/66 Miami Beach, Fla.W, 90-84
(Hurricane Classic)

Houston (1-3)

H: 0-1 • A: 0-1 • N: 1-1

12/28/53 Louisville, Ky.W, 91-61
(Ky. Invit. Tournament)

12/31/68 New Orleans, La. .L, 66-87
(Sugar Bowl Classic)

11/15/08 HoustonL, 64-73

02/09/10 Bowling Green.....L, 72-74

Idaho (0-1)

H: 0-0 • A: 0-0 • N: 0-1

12/29/52 Louisville, Ky. (#20)..L, 60-75

Illinois (1-2)

H: 0-0 • A: 0-1 • N: 1-1

12/12/59 ChampaignL, 80-93

03/20/03 Indianapolis,Ind.(#11)..L,60-65
(NCAA Tournament)

03/19/09 Portland, Ore.W, 76-72
(NCAA Tournament)

Illinois-Chicago (2-0)

H: 1-0 • A: 1-0 • N: 0-0

12/02/91 Bowling Green....W, 80-78

12/30/92 ChicagoW, 82-71

Illinois College (1-0)

H: 0-0 • A: 0-0 • N: 1-0

12/11/37 site unknownW, 38-36

Illinois State (1-3)

H: 1-1 • A: 0-2 • N: 0-0

12/18/78 Bowling Green.L, 74-75 (ot)

12/03/79 Normal.....L, 55-66

12/15/02 Bowling Green....W, 63-43

12/16/03 Normal.....L, 65-66 (ot)

Illinois Wesleyan (1-0)

H: 0-0 • A: 0-0 • N: 1-0

01/03/42 Owensboro, Ky....W, 60-41

Indiana (1-2)

H: 0-0 • A: 0-1 • N: 1-1

12/28/67 Dallas, Texas (#3).W, 110-91
(All-Sports Classic)

12/14/84 Bloomington (#16)..L, 57-80
(Indiana Classic)

12/28/93 Indianapolis,Ind.(#13)..L,55-65
(Hoosier Classic)

Indiana State (6-3)

H: 4-1 • A: 2-2 • N: 0-0

01/20/41 Terre HauteL, 26-30

02/17/41 Bowling Green....W, 30-22

02/03/42 Terre HauteW, 41-35

02/16/42 Bowling Green....W, 53-48

11/24/09 Bowling Green....L, 63-64
(Preseason NIT)

12/13/15 Bowling Green....W, 75-62

12/11/16 Terre HauteW, 77-59

12/16/17 Bowling Green....W, 81-65

11/24/18 Terre HauteL, 54-63

Iowa (0-1)

H: 0-0 • A: 0-0 • N: 0-1

11/20/12 Cancun, Mexico...L, 55-63
(Cancun Challenge)

IUPUI (2-1)

H: 2-0 • A: 0-1 • N: 0-0

11/22/05 Bowling Green....W, 89-75

12/10/11 Indianapolis.....L, 76-84

12/08/12 Bowling Green....W, 77-57

Jackson State (2-0)

H: 2-0 • A: 0-0 • N: 0-0

12/20/88 Bowling Green....W, 84-70

12/02/92 Bowling Green....W, 87-69

Jacksonville (Fla.) (23-18)

H: 13-5 • A: 7-11 • N: 3-2

NOTE: Record includes one WKU win vacated due to NCAA sanctions

03/07/70 Dayton, Ohio (#6).L, 96-109
(NCAA Tournament)

12/23/70 Louisville, Ky. (#4)W,97-84

03/13/71 South Bend,Ind.(#9)..W,74-72
(NCAA Tournament)

12/27/73 Jacksonville.....L, 79-85
(Gator Bowl Classic)

12/21/76 Jacksonville.....L, 62-83

01/11/78 Bowling Green..W,96-94 (ot)

01/11/83 Jacksonville*.....W, 66-52

01/29/83 Bowling Green*..W, 86-79

01/11/84 Jacksonville*.....W, 59-58

01/19/84 Bowling Green*.L,74-76(3ot)

01/08/85 Bowling Green*..W, 75-64

01/24/85 Jacksonville*.....L, 65-69

02/03/86 Bowling Green*..W, 51-46

02/10/86 Jacksonville*.....L, 65-70

01/14/87 Jacksonville*.....L, 71-80

02/16/87 Bowling Green*..W, 87-74

02/13/88 Jacksonville*.....W, 60-58

02/27/88 Bowling Green*..W, 80-79

01/14/89 Bowling Green*.L,93-98(2ot)

02/04/89 Jacksonville*.....L, 76-87

03/05/89 Charlotte, N.C.....L, 72-77
(SBC Tournament)

01/06/90 Jacksonville*.....W, 61-58

01/27/90 Bowling Green*..W, 80-64

01/14/91 Jacksonville*.....L, 87-91

02/04/91 Bowling Green*..W, 82-81

01/18/92 Jacksonville*.L, 85-89 (ot)

02/01/92 Bowling Green*..W, 90-67

02/11/93 Bowling Green*..W, 66-58

02/27/93 Jacksonville*....W, 101-66

01/15/94 Jacksonville*.....W, 83-65

02/12/94 Bowling Green*...L, 77-84

03/06/94 Bowling Green....W, 83-72
(SBC Tournament)

12/03/94 Jacksonville*.L, 88-100 (2ot)

01/26/95 Bowling Green*..W, 76-72

01/11/96 Bowling Green*...L, 85-87

02/03/96 Jacksonville*.....L, 78-92

12/21/96 Jacksonville*.....W, 91-73

01/30/97 Bowling Green*..W, 97-87

01/22/98 Bowling Green*...L, 70-75

02/12/98 Jacksonville*.....L, 64-67

02/27/98 Lafayette, La...W, 75-70 (ot)
(SBC Tournament)

Jacksonville (Ala.) State (3-0)

H: 3-0 • A: 0-0 • N: 0-0

03/04/39 Bowling Green....W, 56-43
(SIAA Tournament)

11/27/78 Bowling Green....W, 71-59

11/16/16 Bowling Green....W, 74-67

James Madison (1-0)

A: 1-0 • A: 0-0 • N: 0-0

12/02/74 Bowling Green....W, 90-72

Kansas (1-4)

H: 0-0 • A: 0-2 • N: 1-2

NOTE: Record includes one WKU win that was vacated due to NCAA sanctions

12/20/69 LawrenceL, 81-104
(Jayhawk Classic)

03/27/71 Houston,Texas (#4).W,77-75
(NCAA Final Four)

03/18/95 Dayton, Ohio (#5)L, 70-75
(NCAA Tournament)

11/19/97 Lawrence (#2).....L, 62-75
(Preseason NIT)

03/22/13 Kansas City, Mo. (#3)..L, 57-64
(NCAA Tournament)

Kansas State (0-3)

H: 0-1 • A: 0-2 • N: 0-0

- 01/02/90 Manhattan.....L, 51-75
- 03/18/92 Manhattan.....L, 74-85 (NIT)
- 02/15/94 Bowling Green..L, 68-71 (ot)

Kennesaw State (2-0)

H: 1-0 • A: 1-0 • N: 0-0

- 11/11/06 KennesawW, 96-55
- 11/09/07 Bowling Green....W, 96-61

Kent State (4-0)

H: 2-0 • A: 1-0 • N: 1-0

- 02/29/60 Bowling Green....W, 69-60
- 12/09/61 KentW, 88-81
- 12/08/72 Nashville, Tenn....W, 71-70 (Vanderbilt Invitational)
- 03/16/05 Bowling Green..W, 88-80 (ot) (NIT)

Kentucky (2-4)

H: 0-0 • A: 1-1 • N: 1-3

NOTE: Record includes one WKU win that was vacated due to NCAA sanctions

- 03/18/71 Athens, Ga. (#8)W, 107-83 (NCAA Tournament)
- 03/16/86 Charlotte, N.C. (#3)..L, 64-71 (NCAA Tournament)
- 12/21/90 Louisville, Ky. (#18)..L, 70-84
- 02/15/92 Lexington (#19) ...L, 83-93
- 11/15/01 Lexington (#4)....W, 64-52 (NABC Classic)
- 03/15/12 Louisville, Ky. (#1) L, 66-81 (NCAA Tournament)

Kentucky State (7-0)

H: 7-0 • A: 0-0 • N: 0-0

- 12/02/86 Bowling Green....W, 90-58
- 11/27/87 Bowling Green....W, 83-76
- 02/19/02 Bowling Green..W, 100-63
- 02/03/03 Bowling Green..W, 104-70
- 01/03/04 Bowling Green..W, 107-52
- 12/22/04 Bowling Green....W, 89-73
- 12/29/05 Bowling Green....W, 87-71

Kentucky Wesleyan (26-9)

H: 13-5 • A: 8-2 • N: 5-2

- 02/05/22 OwensboroL, 27-40
- 01/14/25 Bowling Green.....L, 16-20
- 01/21/26 OwensboroL, 17-30
- 01/30/26 Bowling Green....W, 38-21
- 02/25/26 Winchester, Ky.....L, 16-19 (KIAC Tournament)
- 02/08/27 OwensboroW, 43-28
- 02/28/27 Winchester, Ky.....W, 43-24 (KIAC Tournament)
- 02/18/28 Bowling Green....W, 34-10
- 01/25/29 Bowling Green.....L, 15-26
- 02/01/29 OwensboroW, 24-19

- 02/22/29 Winchester, Ky.....L, 21-24 (KIAC Tournament)
- 01/17/30 Bowling Green.....L, 21-47
- 01/18/30 Bowling Green.....L, 26-27
- 01/31/30 Bowling Green....W, 29-28
- 01/10/31 Bowling Green....W, 37-26
- 02/26/32 Winchester, Ky.....W, 29-25 (KIAC Tournament)
- 02/24/34 Louisville, Ky.W, 46-17 (KIAC Tournament)
- 02/26/37 Richmond, Ky.W, 51-26 (KIAC Tournament)
- 02/27/42 Richmond, Ky.W, 49-41 (KIAC Tournament)
- 12/02/47 Bowling Green....W, 51-31
- 02/02/48 OwensboroW, 83-52
- 12/06/48 Bowling Green....W, 62-51
- 01/31/49 OwensboroW, 80-74
- 12/05/49 Bowling Green....W, 89-45
- 02/14/51 Bowling Green....W, 86-62
- 02/27/52 OwensboroW, 94-68
- 11/29/52 OwensboroW, 76-62
- 02/21/53 Bowling Green..W, 108-69
- 11/28/53 OwensboroW, 86-74
- 02/15/54 Bowling Green....W, 81-65
- 01/18/56 Bowling Green.....L, 66-70
- 12/08/56 OwensboroW, 90-72
- 02/20/07 Bowling Green....W, 74-67
- 11/13/07 Bowling Green....W, 88-67
- 11/15/17 Bowling Green....W, 83-53

La Salle (16-14)

H: 8-3 • A: 5-10 • N: 3-1

- 02/06/43 Philadelphia.....W, 52-44
- 03/12/48 New York, N.Y.W, 68-61 (NIT)
- 01/02/50 Philadelphia.....L, 69-80
- 12/26/50 Philadelphia (#16)..W, 73-63
- 01/01/52 Philadelphia (#13)L, 58-67
- 12/27/56 Miami, Fla.W, 89-76 (Orange Bowl Tourn.)
- 12/20/58 Philadelphia.....L, 76-84
- 01/16/59 Bowling Green....W, 96-74
- 01/30/60 Philadelphia.....W, 76-70
- 01/31/61 Bowling Green....W, 73-69
- 03/02/62 Philadelphia.....L, 84-88
- 02/25/64 Bowling Green..W, 107-95
- 12/20/65 Philadelphia.....L, 77-91
- 12/04/65 Bowling Green....W, 93-67
- 01/21/67 Philadelphia.....W, 95-86
- 01/20/68 Bowling Green....W, 84-79
- 01/18/69 Philadelphia (#11)L, 81-88
- 01/17/70 Bowling Green..W, 102-80
- 01/16/71 Philadelphia.....L, 76-91
- 01/13/72 Bowling Green..W, 103-84
- 01/31/73 Philadelphia.....L, 80-108
- 12/22/73 St. Peterburg, Fla..L, 65-76 (Big Sun Invitational)
- 01/09/74 Bowling Green..W, 85-84 (ot)
- 01/29/75 Philadelphia (#7)W, 91-87
- 01/05/76 BG (#20).....L, 100-104 (ot)

- 01/26/77 Philadelphia.....L, 79-83
- 01/04/78 Bowling Green.....L, 64-78
- 01/10/79 Philadelphia.....L, 66-90
- 01/03/83 Bowling Green.....L, 56-62
- 11/26/95 San Juan, P.R.W, 71-63

Lamar (12-3)

H: 7-1 • A: 4-2 • N: 1-0

- 12/06/60 Bowling Green....W, 74-71
- 02/22/92 Bowling Green*.W, 103-88
- 01/11/93 Bowling Green*.W, 114-89
- 02/06/93 Beaumont*.....W, 95-88
- 03/06/93 Biloxi, Miss.....W, 78-68 (SBC Tournament)
- 01/29/94 Bowling Green*.W, 97-68
- 02/24/94 Beaumont*.....W, 85-83
- 01/16/95 Bowling Green*.W, 95-61
- 01/28/95 Beaumont*.....W, 77-68
- 02/08/96 Beaumont*.....W, 92-73
- 02/20/96 Bowling Green*.W, 90-69
- 01/02/97 Beaumont*.....L, 80-98
- 01/16/97 Bowling Green*...L, 70-77
- 12/27/97 Beaumont*.....L, 57-58
- 02/23/98 Bowling Green*.W, 71-53

Lemoyne (0-1)

H: 0-0 • A: 0-1 • N: 0-0

- 12/11/54 Memphis.....L, 75-77

Lindsey Wilson (1-0)

H: 0-0 • A: 1-0 • N: 0-0

- 12/12/42 Columbia.....W, 74-15

Lipscomb (1-1)

H: 0-0 • A: 1-1 • N: 0-0

- 01/06/36 NashvilleW, 50-40
- 12/01/62 NashvilleL, 68-75

Long Island (2-2)

H: 0-0 • A: 0-0 • N: 2-2

- 01/20/48 New York, N.Y.W, 62-47
- 12/30/48 New York, N.Y.W, 83-58
- 12/29/49 New York, N.Y.L, 66-73
- 12/28/50 New York, N.Y. (#4)L, 70-77

Louisiana-Lafayette (29-17)

H: 15-7 • A: 9-8 • N: 5-2

NOTE: Record includes two ULL wins that were vacated due to NCAA sanctions

- 01/05/34 LafayetteW, 34-31
- 03/07/42 Bowling Green....W, 49-43 (SIAA Tournament)
- 12/07/62 Bowling Green....W, 79-66
- 12/04/71 Bowling Green...L, 84-105
- 01/11/92 Lafayette*.....L, 76-79
- 01/21/93 Lafayette*.....L, 83-84
- 01/31/93 Bowling Green*W, 121-92
- 01/24/94 Bowling Green*.W, 91-87
- 02/05/94 Lafayette*.....W, 78-62
- 03/08/94 Bowling Green.....L, 72-78

(SBC Tournament)
 01/07/95 Bowling Green* ..W, 83-74
 01/21/95 Lafayette*W, 87-82
 03/04/95 Little Rock, Ark.....W, 87-72
 (SBC Tournament)
 02/10/96 Lafayette*L, 85-95
 02/18/96 Bowling Green* ..W, 85-78
 03/02/96 Little Rock, Ark.....L, 94-98
 (SBC Tournament)
 01/11/97 Lafayette*W, 86-80
 02/11/97 Bowling Green* ..W, 80-78
 01/03/98 Bowling Green* ...L, 61-66
 02/07/98 Lafayette*L, 76-91
 01/16/99 Bowling Green* ...L, 62-66
 02/06/99 Lafayette*L, 50-66
 02/27/99 Lafayette.....W, 80-73
 (SBC Tournament)
 01/29/00 Bowling Green* ...L, 77-86
 02/17/00 Lafayette*L, 64-72
 01/06/01 Bowling Green* ..W, 79-62
 03/05/01 Mobile, Ala.W, 82-75
 (SBC Tournament)
 01/10/02 Bowling Green* ..W, 63-62
 03/05/02 New Orleans, La. W, 76-70
 (SBC Tournament)
 02/26/03 Lafayette*W, 69-66
 01/29/04 Bowling Green*.L, 102-110#
 01/27/05 Lafayette*L, 76-91#
 01/26/06 Bowling Green* ..W, 94-81
 03/06/06 Murfreesboro, Tenn.W,80-72
 (SBC Tournament)
 01/13/07 Bowling Green* ..W, 82-72
 01/19/08 Lafayette*W, 69-66
 01/22/09 Bowling Green* ..W, 73-68
 12/31/09 Bowling Green* ..W, 77-65
 02/19/11 Lafayette*L, 64-67
 03/06/11 Hot Springs, Ark. W, 81-76
 (SBC Tournament)
 01/05/12 Bowling Green* ..L, 70-72 (ot)
 01/17/13 Bowling Green* ..W, 72-49
 02/23/13 Lafayette*W, 88-77
 01/25/14 Lafayette*W, 79-70
 03/06/14 Bowling Green* ..W, 75-72
 03/15/14 New Orleans, La. .L, 72-73
 (SBC Tournament)

ULM (12-1)

H: 5-0 • A: 5-1 • N: 2-0

01/31/07 Bowling Green*W, 103-96
 01/10/08 Monroe*W, 71-44
 02/23/08 Bowling Green* ..W, 86-75
 02/05/09 Monroe*W, 64-55
 02/04/10 Monroe*L, 66-67
 02/05/11 Bowling Green* ..W, 81-61
 03/05/11 Hot Springs, Ark. W, 66-50
 (SBC Tournament)
 12/29/11 Monroe*W, 76-71 (ot)
 11/29/12 Monroe*W, 65-54
 02/21/13 Bowling Green* ..W, 75-57
 03/08/13 Hot Springs, Ark. W, 74-60
 (SBC Tournament)

01/23/14 Monroe*W, 69-51
 02/22/14 Bowling Green* ..W, 72-63
Louisiana College (5-0)
H: 3-0 • A: 1-0 • N: 1-0
 03/01/32 Jackson, Miss.....W, 53-29
 (SIAA Tournament)
 01/04/34 site unknownW, 38-20
 02/13/36 Bowling GreenW, 31-21
 12/06/67 Bowling GreenW, 80-50
 11/30/68 Bowling GreenW, 87-71

Louisiana Normal (6-1)

H: 4-0 • A: 1-0 • N: 1-1

02/26/31 Jackson, Miss.....L, 34-39
 (SIAA Tournament)
 01/06/34 site unknownW, 33-29
 03/04/34 Jackson, Miss.....W, 43-41
 (SIAA Tournament)
 03/03/38 Bowling GreenW, 45-30
 (SIAA Tournament)
 03/04/39 Bowling GreenW, 44-33
 (SIAA Tournament)
 03/02/40 Bowling GreenW, 39-33
 (SIAA Tournament)
 03/07/41 Bowling GreenW, 67-46
 (SIAA Tournament)

LSU (0-3)

H: 0-0 • A: 0-2 • N: 0-1

01/24/87 Baton Rouge.....L, 62-67
 11/17/09 Baton Rouge.....L, 60-71
 (Preseason NIT)
 11/18/11 Charleston, S.C.....L, 57-76
 (Charleston Classic)

LA Tech (17-16)

H: 9-5 • A: 6-9 • N: 2-2

03/01/28 Chattanooga, Tenn..L, 33-40
 (SIAA Tournament)
 01/03/34 Ruston.....L, 38-45
 03/09/36 Jackson, Miss.....W, 60-41
 (SIAA Tournament)
 01/05/80 Ruston.....W, 63-59
 11/28/83 Bowling Green .L, 71-73 (2ot)
 12/08/84 Bowling GreenL, 54-59
 (Wendy's Classic)
 02/03/92 Ruston*L, 79-91
 02/13/92 Bowling Green* ..W, 79-78 (ot)
 03/07/92 Biloxi, Miss.....L, 60-74
 (SBC Tournament)
 01/09/93 Bowling Green* ..W, 86-40
 02/25/93 Ruston*W, 76-54
 02/10/94 Ruston*W, 91-49
 02/28/94 Bowling Green* ..W, 70-47
 01/19/95 Ruston*W, 68-49
 02/11/95 Bowling Green* ..W, 63-50
 01/27/96 Bowling Green* ..W, 59-57
 02/22/96 Ruston*L, 66-72
 02/01/97 Ruston*W, 68-61
 02/15/97 Bowling Green* ...L, 61-94

01/05/98 Bowling Green* ..W, 69-67
 01/29/98 Ruston*W, 49-46
 02/04/99 Bowling Green* ...L, 54-63
 02/13/99 Ruston*L, 71-87
 02/28/99 Lafayette, La.....W, 76-66
 (SBC Tournament)
 01/27/00 Bowling Green* ...L, 65-68
 02/19/00 Ruston*L, 66-72
 01/18/01 Bowling Green* ..W, 55-47
 02/10/01 Ruston*L, 72-73 (ot)
 01/29/15 Ruston*L, 56-69
 03/05/16 Bowling Green* ..W, 96-90 (ot)
 02/02/17 Ruston*L, 67-76
 12/28/17 Bowling Green* ..W, 69-68
 01/26/19 Ruston*L, 50-62

Louisville (39-40)

H: 16-10 • A: 18-26 • N: 5-4

01/20/26 Louisville.....L, 27-28
 02/17/26 Bowling GreenW, 31-28
 02/24/26 Winchester, Ky.....W, 40-32
 (KIAC Tournament)
 02/16/27 LouisvilleW, 46-25
 02/14/28 Louisville.....L, 17-37
 02/24/28 Winchester, Ky.....L, 29-35
 (KIAC Tournament)
 01/12/32 Louisville.....L, 13-27
 02/20/32 Bowling GreenW, 37-14
 01/31/33 Louisville.....W, 39-31
 02/08/33 Bowling GreenW, 39-28
 01/31/34 Bowling GreenW, 43-34
 02/16/34 Louisville.....L, 25-30
 02/25/34 Louisville.....W, 13-12
 (KIAC Tournament)
 03/03/34 Jackson, Miss.....W, 31-27
 (SIAA Tournament)
 01/05/35 Bowling GreenW, 41-25
 02/09/35 LouisvilleW, 35-19
 01/18/36 Louisville.....W, 31-25
 02/07/36 Bowling GreenW, 34-25
 01/16/37 Bowling GreenL, 25-33
 01/19/38 Louisville.....W, 62-42
 02/03/38 Bowling GreenW, 53-32
 01/17/39 Louisville.....W, 50-36
 02/11/39 Bowling GreenW, 57-30
 02/24/39 Richmond, Ky.W, 47-28
 (KIAC Tournament)
 01/17/40 Louisville.....W, 55-40
 02/09/40 Bowling GreenW, 54-40
 01/17/41 Bowling GreenW, 50-24
 02/11/42 Louisville.....W, 62-39
 01/08/44 Bowling GreenW, 54-34
 02/07/44 Bowling GreenL, 31-37
 01/10/45 Bowling GreenW, 44-41
 02/14/45 Louisville.....L, 41-66
 11/24/45 Jeffersonville, Ind..L, 45-51
 (OVC Tournament)
 02/02/46 Louisville.....L, 54-65
 02/13/46 Bowling GreenL, 54-65
 02/21/46 Louisville.....L, 43-50
 (KIAC Tournament)

01/11/47 Bowling Green....W, 77-34
 12/07/46 Louisville.....L, 52-60
 03/04/47 Louisville.....W, 76-52
 (KIAC Tournament)
 01/14/48 Louisville.....W, 71-44
 02/17/48 Bowling Green....W, 77-55
 02/28/48 Louisville.....W, 63-62
 (KIAC Tournament)
 01/10/49 Bowling Green* ..W, 56-44
 02/02/49 Louisville*L, 64-70
 02/26/49 Louisville.....W, 74-68
 (OVC Tournament)
 01/11/50 Louisville.....L, 59-70
 02/03/50 Bowling Green (#15).W,84-62
 03/08/52 New York, N.Y. (#17).W,62-59
 (NIT)
 12/30/53 Louisville.....W, 89-71
 (Ky. Invit. Tournament)
 12/28/55 Louisville (#11)....W, 86-77
 (Ky. Invit. Tournament)
 12/13/60 Louisville (#9)L, 71-86
 (Bluegrass Tournament)
 03/01/61 Louisville.....W, 96-80
 03/07/62 Louisville.....L, 71-88
 01/30/63 Louisville.....L, 66-81
 12/26/74 Louisville (#4)L, 81-107
 (Holiday Classic)
 12/14/79 Louisville (#12)....L, 74-96
 (Holiday Classic)
 02/28/81 Louisville.....L, 75-90
 12/05/81 Bowling Green (#3)..L, 66-71
 (Wendy's Classic)
 02/26/83 Bowling Green (#5)..L, 62-73
 02/22/84 Louisville.....L, 60-69
 12/14/85 Louisville (#15)....L, 70-73
 12/10/86 Bowling Green....L, 58-60
 01/18/88 Louisville.....L, 71-84
 12/08/88 Bowling Green (#15)....L, 69-81
 12/09/89 Louisville (#11)....L, 61-75
 12/17/90 Bowling Green....L, 79-86
 02/16/93 Louisville (#22)....W, 78-77
 12/22/93 Louisville.....L, 73-78 (ot)
 11/22/98 Louisville.....L, 78-99
 12/09/00 Louisville.....W, 68-65
 12/04/03 Nashville, Tenn.....L, 63-93
 11/30/08 Nashville, Tenn. (#3).W,68-54
 12/19/09 Louisville.....L, 75-102
 12/22/10 Bowling Green (#25).L,82-114
 12/23/11 Louisville (#4)L, 60-70
 12/22/12 Nashville, Tenn. (#5).L, 55-78
 12/14/13 Louisville (#6)L, 63-79
 12/20/14 Bowling Green (#4)..L, 67-76
 12/19/15 Louisville (#19)....L, 56-78

Loyola (Ill.) (1-0)

H: 0-0 • A: 0-0 • N: 1-0

03/07/66 Kent, Ohio..... W, 105-86
 (NCAA Tournament)

Loyola (La.) (2-0)

H: 1-0 • A: 1-0 • N: 0-0

01/24/53 New Orleans.....W, 84-75
 02/09/53 Bowling Green....W, 92-67

Macmurray (1-0)

H: 1-0 • A: 0-0 • N: 0-0

01/10/76 Bowling Green..W, 106-52

Marquette (0-1)

H: 0-0 • A: 0-0 • N: 0-1

03/13/76 Dayton, Ohio (#2) L, 60-79
 (NCAA Tournament)

Marshall (16-12)

H: 9-2 • A: 4-9 • N: 3-1

01/15/44 HuntingtonW, 39-36
 02/17/44 Bowling Green....W, 61-48
 01/27/45 Huntington.....L, 41-68
 02/01/45 Bowling Green....W, 67-45
 11/24/45 Jeffersonville, Ind..W, 51-45
 (OVC Tournament)
 12/14/45 HuntingtonL, 40-56
 01/28/46 Bowling Green....W, 61-49
 02/02/52 Bowling Green* ..W, 76-65
 02/12/52 Huntington*W, 87-82
 02/22/52 Louisville, Ky.W, 89-74
 (OVC Tournament)
 01/28/60 Huntington..L, 97-100 (ot)
 02/06/61 Bowling Green..W, 100-77
 12/29/61 HuntingtonL, 84-89
 02/21/04 HuntingtonW, 87-66
 12/18/04 Bowling Green....W, 70-54
 11/26/13 HuntingtonL, 64-74
 01/04/15 Bowling Green* ..W, 81-62
 02/14/15 Huntington*L, 82-87
 03/11/15 Birmingham, Ala. .W, 59-45
 (C-USA Tournament)
 01/03/16 Huntington*L, 76-94
 02/13/16 Bowling Green* L, 93-96 (ot)
 01/21/17 Huntington*L, 80-94
 02/11/17 Bowling Green* ...L, 79-84
 01/06/18 Huntington*W, 112-87
 01/27/18 Bowling Green* ..W, 85-74
 03/10/18 Frisco, TexasL, 66-67
 (C-USA Tournament)
 01/12/19 Huntington*L, 69-70
 01/21/19 Huntington*W, 68-59

Maryland (0-2)

H: 0-0 • A: 0-2 • N: 0-0

12/29/71 College Park (#16)..L, 68-103
 (Maryland Invitational)
 12/28/77 College Park (#14)..L, 78-91
 (Maryland Invitational)

Maryville (1-0)

H: 1-0 • A: 0-0 • N: 0-0

01/10/48 Bowling Green....W, 77-37

Massachusetts (0-1)

H: 0-0 • A: 0-1 • N: 0-0

12/17/94 Amherst (#5).....L, 72-91

McKendree (2-0)

H: 1-0 • A: 1-0 • N: 0-0

12/09/37 Lebanon.....W, 51-33
 12/15/37 Bowling Green....W, 37-28

Memphis (9-9)

H: 5-2 • A: 2-5 • N: 2-2

01/02/34 Memphis.....W, 28-16
 01/25/34 Bowling Green....W, 46-32
 01/18/49 Bowling Green....W, 78-51
 01/23/54 Bowling Green....W, 63-53
 01/10/56 Memphis (#17)....L, 64-80
 02/05/57 Memphis (#16)....L, 84-86
 02/23/57 Bowling Green (#20)..L, 82-98
 12/29/60 New Orleans, La. (#19).L,74-95
 (Sugar Bowl Tournament)
 12/28/63 Nashville, Tenn.....L, 83-88
 (Vanderbilt Invitational)
 12/11/65 Bowling Green..W, 100-61
 12/03/66 Memphis.....W, 52-44
 01/04/75 Memphis.....L, 72-79
 12/01/75 Bowling Green (#19).W,87-84
 02/02/77 Memphis.....L, 75-97
 12/05/77 Bowling Green....L, 80-86
 11/28/86 New York, N.Y.W, 68-67
 (Coca-Cola NIT))
 03/18/93 Orlando, Fla.....W, 55-52
 (NCAA Tournament)
 12/04/10 Memphis (#14)....L, 61-77

Mercer (1-0)

H: 1-0 • A: 0-0 • N: 0-0

12/05/86 Bowling Green....W, 98-67
 (Wendy's Classic)

Miami (Fla.) (13-1)

H: 4-0 • A: 8-1 • N: 1-0

03/08/47 Bowling Green....W, 55-46
 (SIAA Tournament)
 01/21/49 Coral GablesW, 78-45
 01/22/49 Coral GablesW, 63-47
 01/27/50 Coral GablesW, 66-61
 01/28/50 Coral GablesW, 78-61
 02/15/50 Bowling Green....W, 79-57
 02/16/50 Bowling Green....W, 83-47
 01/16/51 Bowling Green....W, 89-47
 01/26/51 Coral GablesW, 68-64
 01/25/52 Coral GablesW, 102-74
 01/22/53 Coral GablesW, 98-56
 01/31/59 Coral GablesL, 95-109
 03/08/60 Lexington, Ky....W, 107-84
 (NCAA Tournament)
 12/28/66 Miami Beach, Fla.W,94-89
 (Hurricane Classic)

GENERAL

HILTOPPERS

2018-19 REVIEW

HISTORY

UNIVERSITY

OPPONENTS

Miami (Ohio) (2-0)

H: 0-0 • A: 1-0 • N: 1-0

- 11/23/45 Jeffersonville, Ind. W, 31-25
(OVC Tournament)
- 12/18/45 Oxford.....W, 37-27

Michigan (2-3)

H: 0-1 • A: 0-1 • N: 2-1

- 03/11/66 Iowa City, Iowa.....L, 79-80
(NCAA Tournament)
- 11/27/76 Ann Arbor (#1).....L, 70-94
- 11/26/77 Bowling Green (#13)...L, 81-87
- 03/16/95 Dayton, Ohio .W, 82-76 (ot)
(NCAA Tournament)
- 11/24/08 Anchorage, A.....W, 73-69
(Great Alaska Shootout)

Michigan State (1-1)

H: 0-0 • A: 0-0 • N: 1-1

- 12/14/68 Chicago, Ill.....W, 67-63
- 03/16/78 Dayton, Ohio (#4)L, 69-90
(NCAA Tournament)

Middle Tennessee (94-43)

H: 53-16 • A: 37-27 • N: 4-0

- 1914-15 Murfreesboro.....W, 33-19
- 1914-15 Bowling Green.....L, 19-30
- 02/04/16 Bowling Green.....W, 32-21
- 02/05/16 Bowling Green.....L, 19-32
- 01/23/24 Murfreesboro.....L, 19-34
- 02/01/24 Bowling Green.....W, 29-24
- 01/15/25 Bowling Green.....L, 23-43
- 02/14/25 Murfreesboro.....L, 36-37
- 01/16/29 Murfreesboro.....L, 28-36
- 02/05/29 Bowling Green.....L, 25-28
- 02/04/30 Murfreesboro.....L, 33-35
- 01/20/31 Murfreesboro.....W, 43-29
- 02/06/31 Bowling Green.....W, 52-40
- 01/22/32 Bowling Green.....L, 23-32
- 02/16/32 Murfreesboro.....W, 28-26
- 01/11/33 Murfreesboro.....W, 43-29
- 01/27/33 Bowling Green.....W, 43-29
- 01/17/34 Bowling Green.....W, 41-32
- 01/29/34 Murfreesboro.....W, 52-29
- 01/30/35 Murfreesboro.....W, 35-25
- 02/16/35 Bowling Green.....W, 55-29
- 01/28/36 Bowling Green.....W, 36-14
- 02/18/36 Murfreesboro.....W, 47-27
- 01/15/37 Murfreesboro.....W, 48-28
- 01/20/37 Bowling Green.....W, 48-32
- 01/27/39 Murfreesboro.....W, 67-31
- 02/14/39 Bowling Green.....W, 66-29
- 01/13/40 Murfreesboro.....W, 60-26
- 02/17/40 Bowling Green.....W, 76-41
- 01/25/41 Murfreesboro.....W, 60-33
- 02/24/41 Bowling Green.....W, 59-38
- 12/02/52 Murfreesboro*.....W, 87-57
- 02/17/53 Bowling Green*.....W, 95-57
- 12/08/53 Murfreesboro*.....W, 88-80
- 01/05/54 Bowling Green*.....W, 98-67
- 01/06/55 Bowling Green*.....W, 83-71

- 01/12/55 Murfreesboro*.....L, 77-84
- 01/31/56 Murfreesboro*.....W, 86-78
- 03/03/56 Bowling Green*W, 100-85
- 01/30/57 Murfreesboro*.....W, 79-72
- 03/02/57 Bowling Green*.....W, 86-82
- 01/23/58 Bowling Green*.....W, 69-67
- 02/18/58 Murfreesboro*.....L, 75-81
- 01/19/59 Murfreesboro*.....W, 89-65
- 02/28/59 Bowling Green*W, 110-85
- 02/06/60 Murfreesboro*.....W, 109-89
- 02/27/60 Bowling Green*W, 109-80
- 12/01/60 Murfreesboro*.....W, 70-67
- 02/27/61 Bowling Green*.....W, 84-73
- 01/20/62 Bowling Green*.....W, 89-69
- 02/13/62 Murfreesboro*.....W, 87-81
- 12/10/62 Murfreesboro*.....L, 82-86
- 02/12/63 Bowling Green*.....W, 79-71
- 12/14/63 Bowling Green*.....W, 90-54
- 02/18/64 Murfreesboro*.....L, 84-93
- 12/21/64 Louisville, Ky.W, 100-65
(OVC Tournament,)
- 01/30/65 Bowling Green*W, 134-84
- 02/18/65 Murfreesboro*.....W, 94-83
- 01/31/66 Murfreesboro*.....W, 93-56
- 02/28/66 Bowling Green*.....W, 81-47
- 02/04/67 Murfreesboro*.....W, 95-62
- 03/04/67 Bowling Green*.....W, 55-46
- 12/01/67 Nashville, Tenn.....W, 91-76
(OVC Tournament)
- 02/03/68 Murfreesboro*.....L, 83-84
- 03/02/68 Bowling Green*.....W, 94-71
- 02/01/69 Bowling Green*.....W, 85-79
- 02/08/69 Murfreesboro*.....W, 84-81
- 01/31/70 Murfreesboro*.....W, 83-74
- 02/07/70 Bowling Green*.....W, 72-60
- 01/30/71 Bowling Green*.....W, 80-66
- 02/06/71 Murfreesboro*.....W, 87-73
- 02/05/72 Murfreesboro*.....L, 67-78
- 03/04/72 Bowling Green*.....W, 85-71
- 02/03/73 Bowling Green*.....W, 86-84
- 03/03/73 Murfreesboro*.....L, 80-92
- 02/02/74 Murfreesboro*.....L, 89-100
- 03/02/74 Bowling Green*.....W, 85-75
- 02/01/75 Bowling Green*.....L, 95-102
- 03/01/75 Murfreesboro*.....L, 86-89
- 01/12/76 Murfreesboro*.....W, 83-69
- 02/07/76 Bowling Green*.....L, 65-71
- 03/04/76 Bowling Green.....W, 88-78
(OVC Tournament)
- 01/29/77 Bowling Green*.....L, 60-67
- 02/26/77 Murfreesboro*.....W, 76-74
- 01/28/78 Murfreesboro*.....L, 69-98
- 02/25/78 Bowling Green*.....W, 87-78
- 01/27/79 Bowling Green*W, 72-70 (2ot)
- 02/24/79 Murfreesboro*.....L, 76-81
- 01/24/80 Murfreesboro*.....W, 62-58
- 02/21/80 Bowling Green*W, 81-79 (3ot)
- 01/22/81 Bowling Green*.....W, 67-55
- 02/19/81 Murfreesboro*.....L, 54-62
- 01/14/82 Bowling Green*.....W, 65-49
- 02/13/82 Murfreesboro*.....W, 75-64

- 03/06/82 Bowling Green.....L, 52-54
(OVC Tournament)
 - 12/08/82 Murfreesboro.....L, 57-65
 - 12/30/83 Bowling Green.....W, 92-61
 - 12/23/84 Murfreesboro.....W, 60-50
 - 12/09/85 Bowling Green.....W, 86-74
 - 12/03/98 Nashville, Tenn.....W, 51-45
 - 02/01/01 Murfreesboro*.....W, 61-63
 - 02/24/01 Bowling Green*.....W, 92-51
 - 01/16/02 Murfreesboro*.....W, 55-45
 - 02/23/02 Bowling Green*.....W, 65-61
 - 01/04/03 Murfreesboro*.....L, 65-69
 - 03/01/03 Bowling Green*.....W, 89-75
 - 03/11/03 Bowling Green.....W, 64-52
(SBC Tournament)
 - 02/05/04 Bowling Green*.....W, 70-66
 - 02/26/04 Murfreesboro*.....L, 59-73
 - 03/07/04 Bowling Green.....L, 62-76
(SBC Tournament)
 - 02/03/05 Murfreesboro*.....W, 61-56
 - 02/24/05 Bowling Green*.....W, 85-83 (ot)
 - 01/07/06 Bowling Green*.....W, 80-48
 - 02/23/06 Murfreesboro*.....L, 74-80
 - 12/28/06 Murfreesboro*.....W, 73-64
 - 02/10/07 Bowling Green*.....W, 65-53
 - 01/02/08 Bowling Green*.....W, 62-51
 - 02/16/08 Murfreesboro*.....W, 71-66
 - 03/11/08 Mobile, Ala.W, 67-57
(SBC Tournament)
 - 01/15/09 Bowling Green*.....W, 63-61
 - 02/28/09 Murfreesboro*.....W, 68-49
 - 01/18/10 Murfreesboro*.....L, 46-47
 - 01/23/10 Bowling Green*.....L, 74-84
 - 02/10/11 Bowling Green*.....L, 60-69
 - 02/26/11 Murfreesboro*.....L, 39-57
 - 02/09/12 Murfreesboro*.....L, 64-72
 - 02/25/12 Bowling Green*.....W, 73-67
 - 01/26/13 Murfreesboro*.....L, 53-72
 - 03/02/13 Bowling Green*.....L, 62-70
 - 02/22/15 Murfreesboro*.....L, 66-68
 - 01/30/16 Bowling Green*.....L, 64-66
 - 02/25/16 Murfreesboro*.....W, 78-72
 - 01/14/17 Murfreesboro*.....L, 76-91
 - 02/16/17 Bowling Green*.....L, 52-78
 - 01/20/18 Bowling Green*.....L, 62-66
 - 03/01/18 Murfreesboro* (#24)...L, 64-82
 - 02/14/19 Bowling Green*.....W, 71-63
- Midwestern (1-0)**
H: 1-0 • A: 0-0 • N: 0-0
 01/12/56 Bowling Green.....W, 66-65
- Millsaps (1-1)**
H: 1-0 • A: 0-0 • N: 0-1
 03/05/35 Jackson, Miss.....L, 29-31
(SIAA Tournament)
 01/30/39 Bowling Green.....W, 45-19

Minnesota (0-2)

H: 0-0 • A: 0-1 • N: 0-1

- 11/18/10 San Juan, P.R. L, 77-95
(Puerto Rico Tip-Off)
- 11/18/14 Minneapolis L, 54-76
(NIT Season Tip-Off)

Mississippi College (4-1)

H: 3-0 • A: 0-1 • N: 1-0

- 01/30/32 site unknown L, 33-37
- 01/28/35 Bowling Green W, 51-37
- 03/02/35 Jackson, Miss. W, 46-18
(SIAA Tournament)
- 03/09/37 Bowling Green W, 60-25
(SIAA Tournament)
- 12/04/78 Bowling Green W, 56-53

Mississippi State (3-3)

H: 2-1 • A: 0-2 • N: 1-0

- 01/22/41 Bowling Green W, 63-47
- 12/29/59 New Orleans, La. W, 61-50
(Sugar Bowl Tournament)
- 12/04/99 Starkville L, 69-81
- 11/29/03 Bowling Green L, 75-81
- 01/05/09 Starkville L, 67-95
- 01/04/10 Bowling Green W, 55-52

Mississippi Valley State (4-0)

H: 2-0 • A: 1-0 • N: 1-0

- 12/01/89 Bowling Green W, 87-58
(WKU Invitational)
- 11/29/97 Itta Bena W, 81-76
- 12/18/97 Bowling Green W, 75-66
- 03/13/12 Dayton, Ohio W, 59-58
(NCAA Tournament)

Missouri (0-1)

H: 0-0 • A: 0-1 • N: 0-0

- 12/03/16 Columbia L, 56-59

Missouri State (0-2)

H: 0-1 • A: 0-1 • N: 0-0

- 11/10/17 Bowling Green L, 80-85
- 12/05/18 Springfield L, 78-84

Missouri-Kansas City (1-0)

H: 1-0 • A: 0-0 • N: 0-0

- 01/07/91 Bowling Green W, 91-75

Montana (2-0)

H: 1-0 • A: 1-0 • N: 0-0

- 11/27/04 Bowling Green W, 72-46
- 12/06/06 Missoula W, 81-65

Morehead State (73-32)

H: 43-4 • A: 20-24 • N: 10-4

- 02/23/34 Louisville, Ky. W, 32-30
(KIAC Tournament)
- 02/23/35 Bowling Green W, 12-4
(KIAC Tournament)
- 02/29/36 Bowling Green W, 74-36

(KIAC Tournament)

- 02/01/38 Morehead W, 38-30
- 02/16/38 Bowling Green W, 42-25
- 02/26/38 Richmond, Ky. W, 46-25
(KIAC Tournament)
- 02/25/39 Richmond, Ky. W, 37-33
(KIAC Tournament)
- 01/29/40 Bowling Green W, 44-34
- 02/24/40 Richmond, Ky. W, 36-33
(KIAC Tournament)
- 01/23/42 Morehead L, 49-56
- 02/09/42 Bowling Green W, 64-31
- 02/27/43 Richmond, Ky. W, 46-35
(KIAC Tournament)
- 01/14/44 Morehead L, 29-34
- 01/26/44 Bowling Green W, 41-35
- 01/26/45 Morehead L, 58-72
- 02/20/45 Bowling Green W, 36-34
- 01/26/46 Bowling Green W, 62-40
- 02/18/46 Morehead L, 49-53
- 02/04/47 Bowling Green W, 69-41
- 02/14/47 Morehead W, 50-37
- 12/13/47 Bowling Green W, 78-40
- 02/19/48 Morehead W, 43-40
- 12/13/48 Morehead* W, 66-51
- 02/17/49 Bowling Green* W, 69-48
- 12/03/49 Morehead* W, 58-47
- 02/07/50 Bowling Green* W, 77-65
- 12/18/50 Morehead L, 63-70
- 02/19/51 Bowling Green* W, 95-73
- 12/10/51 Morehead* W, 65-54
- 02/05/52 Morehead* W, 80-72
- 12/08/52 Bowling Green* W, 56-33
- 12/13/52 Morehead* W, 79-66
- 02/27/53 Louisville, Ky. W, 76-65
(OVC Tournament)
- 12/12/53 Bowling Green* W, 98-77
- 02/08/54 Morehead* W, 88-75
- 02/25/54 Louisville, Ky. W, 97-79
(OVC Tournament)
- 12/04/54 Morehead* L, 79-89
- 02/19/55 Bowling Green* W, 96-75
- 01/21/56 Bowling Green* W, 86-80
- 02/25/56 Morehead* L, 72-73
- 03/08/56 Louisville, Ky. L, 80-84
(OVC Playoff)
- 02/16/57 Bowling Green* W, 97-81
- 02/20/57 Morehead* L, 81-87
- 12/14/57 Bowling Green* W, 101-70
- 02/14/58 Morehead* L, 60-75
- 12/13/58 Morehead* L, 78-86
- 02/14/59 Bowling Green* W, 88-74
- 12/15/59 Bowling Green* W, 70-68
- 02/13/60 Morehead* W, 85-72
- 12/15/60 Bowling Green* W, 83-77
- 02/21/61 Morehead* L, 94-100
- 03/08/61 Louisville, Ky. L, 72-80 (ot)
(OVC Playoff)
- 01/18/62 Morehead* W, 80-79
- 02/19/62 Bowling Green* W, 77-51
- 01/16/63 Morehead* L, 71-87

- 02/05/63 Bowling Green* L, 71-81
- 01/23/64 Bowling Green* W, 80-74
- 02/11/64 Morehead* L, 95-102 (ot)
- 01/18/65 Bowling Green* W, 93-65
- 02/13/65 Morehead* L, 55-66
- 12/20/65 Louisville, Ky. W, 80-55
(OVC Tournament)
- 01/17/66 Morehead* W, 45-35
- 02/19/66 Bowling Green* W, 73-58
- 12/20/66 Louisville, Ky. W, 80-77 (ot)
(OVC Tournament)
- 01/16/67 Bowling Green* W, 100-69
- 02/18/67 Morehead* W, 86-65
- 01/15/68 Morehead* L, 72-88
- 02/17/68 Bowling Green* W, 80-76
- 01/22/67 Nashville, Tenn. L, 75-83
(OVC Tournament)
- 01/13/69 Bowling Green* W, 87-86 (ot)
- 02/22/69 Morehead* L, 77-78
- 01/12/70 Morehead* W, 86-83
- 02/21/70 Bowling Green* W, 98-74
- 01/11/71 Bowling Green* W, 85-63
- 02/20/71 Morehead* W, 89-70
- 01/22/72 Morehead* W, 77-74
- 02/21/72 Bowling Green* W, 103-97 (ot)
- 03/07/72 Frankfort, Ky. L, 79-82
(OVC Playoff)
- 01/22/73 Bowling Green* L, 69-85
- 02/17/73 Morehead* L, 93-112
- 01/21/74 Morehead* L, 74-93
- 02/16/74 Bowling Green* L, 84-86
- 01/18/75 Bowling Green* W, 81-76
- 02/17/75 Morehead* W, 99-86
- 01/26/76 Morehead* L, 71-82
- 02/21/76 Bowling Green* W, 100-82
- 03/05/76 Bowling Green W, 65-60
(OVC Tournament)
- 01/15/77 Bowling Green* L, 65-81
- 02/12/77 Morehead* L, 74-88
- 01/09/78 Morehead* W, 97-82
- 02/04/78 Bowling Green* W, 106-69
- 01/17/79 Bowling Green* W, 78-76
- 02/03/79 Morehead* L, 81-83
- 03/02/79 Richmond, Ky. W, 90-85
(OVC Tournament)
- 01/31/80 Bowling Green* W, 86-79
- 02/11/80 Morehead* L, 73-76
- 01/24/81 Bowling Green* W, 75-68
- 01/31/81 Morehead* W, 77-65
- 01/07/82 Morehead* L, 57-59
- 02/06/82 Bowling Green* W, 68-53
- 03/05/82 Bowling Green W, 95-87
(OVC Tournament)
- 11/27/82 Bowling Green W, 66-64
- 01/31/84 Morehead L, 65-69
- 12/29/84 Bowling Green W, 80-49
- 12/21/85 Morehead W, 75-68

Morris Brown (1-0)

H: 1-0 • A: 0-0 • N: 0-0

- 02/03/02 Bowling Green W, 92-53

Morton-Elliott (1-0)

H: 1-0 • A: 0-0 • N: 0-0

02/02/24 Bowling Green....W, 45-12

Murray State (98-54)

H: 59-13 • A: 30-33 • N: 9-8

01/25/32 MurrayL, 24-26

02/01/32 Bowling Green.....L, 26-38

02/02/32 Bowling Green.....L, 21-34

03/02/32 Jackson, Miss.....L, 27-40
(SIAA Tournament)

01/20/33 MurrayW, 35-28

01/21/33 MurrayL, 20-42

02/18/33 Bowling Green.....L, 37-54

02/25/33 Winchester, Ky....W, 30-17
(KIAC Tournament)

01/23/34 MurrayW, 25-20

02/06/34 Bowling Green....W, 30-24

01/12/35 Bowling Green....W, 32-29

02/12/35 MurrayW, 44-24

02/23/35 Bowling Green....W, 23-20
(KIAC Tournament)

01/15/36 MurrayL, 15-31

02/15/36 Bowling Green....W, 29-23

02/28/36 Bowling Green....W, 55-31
(KIAC Tournament)

03/10/36 Jackson, Miss.....L, 26-28
(SIAA Tournament)

02/06/37 Bowling Green....W, 46-25

02/11/37 MurrayL, 26-31

02/27/37 Richmond, Ky.W, 30-18
(KIAC Tournament)

03/10/37 Bowling Green....W, 37-32
(SIAA Tournament)

01/22/38 Bowling Green....W, 29-26

02/05/38 MurrayL, 18-30

02/26/38 Richmond, Ky.W, 35-23
(KIAC Tournament)

03/05/38 Bowling Green....W, 44-39
(SIAA Tournament)

01/14/39 MurrayW, 38-36

02/04/39 Bowling Green....W, 46-36

01/20/40 Bowling Green....W, 39-30

02/10/40 MurrayL, 30-36

03/02/40 Bowling Green....W, 25-23
(SIAA Tournament)

01/18/41 MurrayW, 38-34

02/08/41 Bowling Green.....L, 34-38

03/01/41 Richmond, Ky.L, 32-41
(KIAC Tournament)

03/08/41 Bowling Green....W, 45-41
(SIAA Tournament)

01/17/42 Bowling Green....W, 29-27

02/07/42 MurrayL, 37-43

02/26/42 Richmond, Ky.W, 46-44
(KIAC Tournament)

01/20/43 Bowling Green....W, 56-33

02/17/43 MurrayL, 28-41

02/27/43 Richmond, Ky.W, 42-39
(KIAC Tournament)

01/22/44 MurrayW, 36-35

02/05/44 Bowling Green....W, 47-38

01/17/45 Bowling Green....W, 38-30

02/10/45 MurrayW, 37-33

01/19/46 MurrayL, 27-55

02/09/46 Bowling Green....W, 66-41

02/01/47 Bowling Green....W, 66-32

02/08/47 MurrayW, 54-47

02/07/48 MurrayW, 59-46

02/14/48 Bowling Green....W, 76-65

02/05/49 Bowling Green*..W, 61-47

02/14/49 Murray*W, 73-54

01/14/50 Murray*W, 58-52

02/11/50 Bowling Green*..W, 54-50

02/25/50 Louisville, Ky.W, 58-54
(OVC Tournament)

01/13/51 Bowling Green*..W, 65-56

02/10/51 Murray*L, 70-77

02/24/51 Louisville, Ky.L, 77-78
(OVC Tournament)

01/12/52 Murray*W, 77-64

02/16/52 Bowling Green*..W, 97-63

02/23/52 Louisville, Ky.W, 47-45
(OVC Tournament)

01/10/53 Bowling Green*..W, 62-57

02/14/53 Murray*L, 67-77

01/09/54 Murray*W, 57-43

02/13/54 Bowling Green*W, 104-68

12/28/54 Louisville, Ky.*W, 98-89
(Ky. Invit. Tournament)

01/08/55 Murray*W, 71-70

02/12/55 Bowling Green*..W, 85-80

02/25/55 Louisville, Ky.L, 72-77
(OVC Tournament)

12/29/55 Louisville, Ky.*L, 69-74
(Ky. Invit. Tournament)

01/07/56 Bowling Green*..W, 88-77

02/11/56 Murray*L, 70-74

01/05/57 Murray*W, 90-78

02/09/57 Bowling Green*..W, 60-58

01/04/58 Bowling Green*...L, 55-57

02/08/58 Murray*W, 70-64

01/17/59 Bowling Green*.W,87-77 (2ot)

02/21/59 Murray*W, 75-62

01/16/60 Murray*L, 72-87

02/20/60 Bowling Green*..W, 65-57

01/14/61 Bowling Green*..W, 79-77

02/18/61 Murray*L, 87-95

01/13/62 Murray*W, 72-61

02/17/62 Bowling Green*..W, 96-77

01/12/63 Bowling Green*...L, 70-73

02/16/63 Murray*L, 74-87

01/18/64 Murray*L, 77-86

02/22/64 Bowling Green*...L, 77-85

12/23/64 Louisville, Ky.L, 68-77
(OVC Tournament)

01/05/65 Bowling Green*..W,71-70 (ot)

02/27/65 Murray*L, 91-103

02/05/66 Murray*W, 101-84

02/26/66 Bowling Green*..W, 71-59

12/19/66 Louisville, Ky.W, 94-83
(OVC Tournament)

02/06/67 Bowling Green*..W,88-79 (ot)

02/25/67 Murray*L, 69-75

12/02/67 Nashville, Tenn....L, 75-83
(OVC Tournament)

02/05/68 Bowling Green*..W, 79-78

02/24/68 Murray*W, 86-83

02/03/69 Bowling Green*..W, 84-82

03/01/69 Murray*L, 79-89

01/19/70 Bowling Green*..W, 85-75

02/28/70 Murray*W, 77-75

01/23/71 Murray*L, 71-73

02/27/71 Bowling Green*..W, 73-59

01/31/72 Murray*W, 71-70

02/26/72 Bowling Green*..W, 73-68

01/27/73 Murray*L, 80-99

02/26/73 Bowling Green*..W, 67-66

01/26/74 Bowling Green*..W,79-75 (ot)

02/25/74 Murray*W, 76-69

01/27/75 Bowling Green*..W, 93-92

02/22/75 Murray*W, 96-91

01/31/76 Bowling Green*..W, 92-68

02/19/76 Murray*W, 70-68

01/24/77 Bowling Green*.L,87-89 (2ot)

02/19/77 Murray*W, 82-81

01/21/78 Bowling Green*..W, 91-75

02/20/78 Murray*W, 100-98 (ot)

01/20/79 Murray*L, 65-67

02/19/79 Bowling Green*...L, 64-66

01/17/80 Bowling Green*..W, 68-48

02/16/80 Murray*W, 56-55

03/01/80 Bowling Green....W, 54-51
(OVC Tournament)

01/15/81 Murray*L, 57-59 (ot)

02/14/81 Bowling Green*..W, 66-44

03/07/81 Bowling Green....W, 71-67
(OVC Tournament)

01/03/82 Bowling Green*..W, 71-54

01/30/82 Murray*L, 60-63

02/04/85 MurrayL, 67-69

01/06/86 Bowling Green....W, 80-58

01/12/88 MurrayW, 50-49

12/03/88 Bowling Green....W, 79-75
(WKU Invitational)

11/29/89 Bowling GreenL, 64-66

12/01/90 MurrayL, 91-97

12/19/91 Bowling Green....W, 93-89

12/21/97 Bowling GreenL, 75-86

12/19/98 MurrayL, 57-69

12/07/99 Bowling Green....W, 92-70

12/05/00 MurrayL, 81-83

11/24/01 Bowling Green.W, 101-77

12/07/02 MurrayL, 72-83

12/07/03 Bowling Green..L,95-100 (2ot)

12/04/04 MurrayW, 82-72

11/17/07 Bowling Green....W, 87-63

11/22/08 MurrayL, 61-89

12/22/09 Bowling Green....W, 83-72

12/18/10 MurrayL, 60-69

12/01/11 Bowling GreenL, 59-70

12/16/12 MurrayL, 70-75

12/21/13 Bowling Green....W, 71-64

12/06/14 MurrayL, 81-93

Nebraska (3-1)

H: 2-0 • A: 0-1 • N: 1-0

- 12/31/46 Bowling Green...W, 74-56
- 03/14/86 Charlotte, NC.....W, 67-59
(NCAA Tournament)
- 01/06/07 Lincoln.....L, 71-82
- 12/05/07 Bowling Green..W,69-62 (ot)

Nevada (0-1)

H: 0-0 • A: 0-0 • N: 0-1

- 11/27/81 Fresno, Calif.....L, 70-84
(Sun Met Classic)

UNLV (0-2)

H: 0-0 • A: 0-1 • N: 0-1

- 11/29/86 New York, N.Y..L, 95-96 (2ot)
(Coca-Cola NIT)
- 11/26/16 Las Vegas.....L, 61-71
(Global Sports Classic)

New Hampshire (1-0)

H: 1-0 • A: 0-0 • N: 0-0

- 12/04/81 Bowling Green....W, 83-52
(Wendy's Classic)

New Mexico (0-1)

H: 0-0 • A: 0-1 • N: 0-0

- 12/02/00 Albuquerque.....L, 57-75

New Mexico State (9-1)

H: 7-0 • A: 1-1 • n: 1-0

- 12/10/56 Bowling Green....W, 95-74
- 12/06/58 Bowling Green....W, 79-60
- 01/06/62 Bowling Green....W, 71-67
- 01/16/01 Bowling Green*..W, 72-61
- 01/13/02 Bowling Green*..W, 83-67
- 03/04/02 New Orleans, La. W, 73-72
(SBC Tournament)
- 01/25/03 Las Cruces*.....L, 82-92
- 03/10/03 Bowling Green....W, 78-59
(SBC Tournament)
- 01/24/04 Bowling Green*..W, 73-58
- 01/29/05 Las Cruces*.....W, 77-75

New Orleans (23-8)

H: 12-2 • A: 7-6 • N: 4-0

- 01/30/92 New Orleans*.....W, 68-67
- 02/02/93 New Orleans* (#25)..L, 80-89
- 02/22/93 Bowling Green* (#19)..L,67-71
- 03/08/93 Biloxi, Miss. (#13)W, 72-63
(SBC Tournament)
- 01/13/94 New Orleans*.....L, 74-79
- 02/26/94 Bowling Green*..W, 61-52
- 01/13/95 New Orleans*.....W, 81-57
- 02/13/95 Bowling Green*..W, 67-59
- 12/31/95 Bowling Green*..W, 94-80
- 02/01/96 New Orleans*.....L, 82-90
- 01/09/97 New Orleans*.....L, 45-78
- 01/25/97 Bowling Green*...L, 66-70
- 01/08/98 New Orleans*.....W, 70-61
- 01/31/98 Bowling Green*..W, 75-55
- 01/09/99 Bowling Green*..W, 65-44

- 02/18/99 New Orleans*.....L, 58-74
- 01/31/00 New Orleans*W,62-60 (ot)
- 02/21/00 Bowling Green*..W, 76-63
- 12/28/00 New Orleans*.....W, 68-63
- 12/28/01 New Orleans*.....W, 90-76
- 01/16/03 Bowling Green*..W, 78-59
- 01/22/04 New Orleans*.....L, 64-78
- 01/20/05 Bowling Green*..W, 81-69
- 03/06/05 Denton, Texas.....W, 78-67
(SBC Tournament)
- 01/28/06 Bowling Green*..W, 72-57
- 03/05/06 Murfreesboro, Tenn..W,80-61
(SBC Tournament)
- 01/21/07 Bowling Green*..W, 73-70
- 01/23/08 New Orleans*.....W, 73-55
- 01/17/09 Bowling Green*..W, 70-60
- 01/30/10 Bowling Green*..W, 76-56
- 03/06/10 Hot Springs, Ark. W, 83-58
(SBC Tournament)

Newberry (1-0)

H: 0-0 • A: 0-0 • N: 1-0

- 03/02/27 Charleston, S.C....W, 35-24
(SIAA Tournament)

Niagara (1-2)

H: 0-0 • A: 0-0 • N: 1-2

- 03/11/50 New York, N.Y.W, 79-72
(NIT)
- 03/13/54 New York, N.Y.L, 65-71
(NIT)
- 12/26/57 Oklahoma City,OK,L,74-77 (ot)
(All-College Tournament)

Nicholls (1-0)

H: 1-0 • A: 0-0 • N: 0-0

- 11/19/17 Bowling Green..W, 100-86

North Carolina (0-1)

H: 0-0 • A: 0-1 • N: 0-0

- 11/17/93 Chapel Hill (#1) ..L, 87-101
(Preseason NIT)

North Carolina A&T (1-0)

H: 1-0 • A: 0-0 • N: 0-0

- 11/22/16 Bowling Green....W, 77-56

North Carolina Central (1-0)

H: 1-0 • A: 0-0 • N: 0-0

- 12/18/07 Bowling Green....W, 84-53

North Carolina State (1-1)

H: 0-0 • A: 0-1 • N: 1-0

- 12/26/75 Raleigh (#9).....L, 98-110
- 12/30/91 Honolulu, Hawaii. W, 84-82
(Aloha Invitationa)

UNC Wilmington (1-0)

H: 1-0 • A: 0-0 • N: 1-0

- 11/21/13 Bowling Green....W, 73-58

North Dakota (1-0)

H: 1-0 • A: 0-0 • N: 0-0

- 02/10/48 Bowling Green....W, 62-47

North Florida (1-0)

H: 1-0 • A: 0-0 • N: 0-0

- 12/08/93 Bowling Green. W, 129-91

North Texas (22-5)

H: 9-2 • A: 7-2 • N: 6-1

- 02/03/01 Bowling Green*W, 107-63
- 02/16/02 Bowling Green*W, 100-76
- 03/02/02 New Orleans, La. W, 82-68
(SBC Tournament)
- 02/08/03 Denton*.....W, 85-70
- 02/14/04 Bowling Green*..W, 80-78
- 02/12/05 Denton*.....W, 93-92
- 02/11/06 Bowling Green*..W, 97-71
- 12/19/06 Bowling Green*...L, 85-86
- 02/03/07 Denton*.....L, 70-74
- 02/07/08 Denton*.....W, 94-84
- 03/09/08 Mobile, Ala.W, 84-70
(SBC Tournament)
- 01/31/09 Bowling Green*..W, 71-67
- 03/09/09 Hot Springs, Ark. W, 77-70
(SBC Tournament)
- 01/28/10 Bowling Green*..L, 83-84 (ot)
- 02/12/11 Bowling Green*..W, 87-76
- 03/07/11 Hot Springs, Ark. .L, 62-81
(SBC Tournament)
- 01/12/12 Denton*.....L, 67-84
- 03/06/12 Hot Springs, Ark. W, 74-70
(SBC Tournament)
- 12/29/12 Bowling Green*..W, 70-64
- 02/07/13 Denton*.....W, 70-59
- 02/05/15 Bowling Green*..W, 65-59
- 01/16/16 Denton*.....W, 81-76
- 03/09/16 Birmingham.....W, 84-76
(C-USA Tournament)
- 03/02/17 Bowling Green*..W, 74-63
- 02/15/18 Denton*.....W, 102-94 (ot)
- 02/09/19 Denton*.....W, 62-59
- 03/14/19 Frisco, Texas.....W, 67-51
(C-USA Tournament)

Northern Arizona (1-1)

H: 1-0 • A: 0-1 • N: 0-0

- 02/18/06 Bowling Green...W, 79-58
(ESPN Bracket Buster)
- 12/01/07 Flagstaff.....L, 61-64

Northern Iowa (3-0)

H: 2-0 • A: 1-0 • N: 0-0

- 02/23/81 Bowling Green....W, 69-64
- 02/27/82 Cedar Falls.....W, 75-67
- 12/03/82 Bowling Green....W, 63-57
(Wendy's Classic)

GENERAL

HILTOPPERS

2018-19 REVIEW

HISTORY

UNIVERSITY

OPPONENTS

Northwestern (La.) State (3-0)

H: 3-0 • A: 0-0 • N: 0-0

- 03/06/47 Bowling Green....W, 82-50
(SIAA Tournament)
- 12/05/59 Bowling Green....W, 89-60
- 12/12/61 Bowling Green....W, 93-66

Notre Dame (1-0)

H: 0-0 • A: 1-0 • N: 0-0

- 11/21/86 South Bend.....W, 80-63
(Coca-Cola NIT)

Ohio (4-2)

H: 2-0 • A: 0-2 • N: 2-0

- 01/02/41 Bowling Green....W, 57-41
- 12/15/45 AthensL, 42-65
- 12/27/55 Louisville, Ky.W, 76-60
(Ky. Invit. Tournament)
- 03/12/60 Louisville, Ky.W, 97-87
(NCAA Tournament)
- 12/21/16 Bowling Green....W, 67-66
- 12/10/17 AthensL, 84-89

Ohio State (1-2)

H: 0-0 • A: 0-0 • N: 1-2

NOTE: Record includes one WKU win that was vacated due to NCAA sanctions

- 03/11/60 Louisville, Ky. (#3) L, 79-98
(NCAA Tournament)
- 03/16/62 Iowa City, Iowa (#1)...L, 73-93
(NCAA Tournament)
- 03/20/71 Athens, Ga. (#10)...W, 81-78 (ot)
(NCAA Tournament)

Oklahoma (0-1)

H: 0-0 • A: 0-0 • N: 0-1

- 12/29/98 OK City, OK....L, 62-72 (ot)
(All-College Tournament)

Oklahoma City (3-4)

H: 2-1 • A: 0-3 • N: 1-0

- 02/16/55 Bowling Green....W, 71-59
- 12/17/55 Oklahoma City (#20) L, 87-92
- 01/07/57 Bowling Green (#11) L, 78-85
- 02/11/57 Oklahoma City (#13) L, 67-96
- 01/08/58 Bowling Green....W, 70-56
- 01/31/58 Oklahoma City....L, 59-67
- 11/28/81 Fresno, Calif.....W, 51-49
(Sun Met Classic)

Oklahoma State (1-0)

H: 0-0 • A: 1-0 • N: 0-0

- 03/21/18 Stillwater.....W, 92-84
(NIT)

Old Dominion (19-21)

H: 15-5 • A: 3-12 • N: 1-4

- 12/03/70 Bowling Green....W, 96-82
- 12/06/71 Bowling Green....W, 86-80
- 11/27/72 Bowling GreenW, 133-106

12/01/73 Bowling Green....W, 88-84

12/09/74 Bowling Green..W, 102-87

12/08/75 Bowling Green....W, 84-76

12/11/82 Norfolk*.....L, 66-75

01/05/83 Bowling Green*...L, 59-61

12/19/83 Norfolk*.....L, 68-75

02/09/84 Bowling Green*..W, 70-67

03/03/84 Birmingham, Ala. L, 72-78
(SBC Tournament)

01/05/85 Bowling Green*..W, 73-67

01/12/85 Norfolk*.....L, 76-84

12/28/85 Bowling Green*...L, 59-62

02/06/86 Norfolk*.....L, 61-74

02/03/87 Bowling Green*..W, 94-53

02/12/87 Norfolk*.....W, 75-59

02/26/87 Bowling Green....W, 60-58
(SBC Tournament)

01/04/88 Norfolk*.....L, 66-80

02/10/88 Bowling Green*...L, 76-81

03/05/88 Richmond, Va. L, 84-86 (ot)
(SBC Tournament)

01/28/89 Norfolk*.....L, 64-99

02/25/89 Bowling Green*..W, 92-74

01/13/90 Bowling Green*..W, 69-65

02/10/90 Norfolk*.....L, 62-86

01/17/91 Bowling Green*..W, 77-74

02/16/91 Norfolk*.....W, 75-66

01/10/15 Bowling Green* (#25)...W, 72-65

03/07/15 Norfolk*.....L, 52-75

01/21/16 Norfolk*.....L, 62-68

02/18/16 Bowling Green*...L, 56-59

03/11/16 Birmingham.....L, 77-89
(C-USA Tournament)

01/07/17 Bowling Green*...L, 67-79

02/25/17 Norfolk*.....L, 53-67

01/11/18 Norfolk*.....W, 75-68

02/24/18 Bowling Green*..W, 88-66

03/09/18 Frisco, TexasW, 57-49
(C-USA Tournament)

01/05/19 Norfolk*.....L, 66-69

02/23/19 Norfolk*.....L, 63-67

03/16/19 Frisco, TexasL, 56-62
(C-USA Tournament)

Ole Miss (1-1)

H: 0-1 • A: 1-0 • N: 0-0

12/30/13 Bowling Green....L, 74-79

12/13/14 Oxford.....W, 81-74

Oral Roberts (2-0)

H: 1-0 • A: 1-0 • N: 0-0

02/01/94 Bowling Green....W, 87-55

02/20/95 TulsaW, 83-71

Pacific (1-2)

H: 1-1 • A: 0-1 • N: 0-0

12/23/54 Bowling Green....W, 86-65

12/23/02 Stockton.....L, 57-70

12/10/05 Bowling Green....L, 75-91

Parsons (1-0)

H: 1-0 • A: 0-0 • N: 0-0

- 12/02/65 Bowling Green....W, 98-77

Peabody (1-2)

H: 0-2 • A: 1-0 • N: 0-0

01/18/24 NashvilleW, 36-16

02/23/24 Bowling Green....L, 12-57

01/31/25 Bowling Green.....L, 13-16

Pennsylvania (0-1)

H: 0-0 • A: 0-0 • N: 0-1

- 12/23/71 Louisville, Ky. (#13) .L, 79-88

Penn State (1-0)

H: 0-0 • A: 0-0 • N: 1-0

- 12/31/52 Louisville, Ky.W, 91-78

Pittsburgh (0-1)

H: 0-0 • A: 0-0 • N: 0-1

- 12/28/56 Miami, Fla.L, 81-85
(Orange Bowl Tour.)

Prairie View A&M (1-0)

H: 1-0 • A: 0-0 • N: 0-0

- 12/22/88 Bowling Green....W, 85-72

Presbyterian (2-0)

H: 1-0 • A: 0-0 • N: 1-0

- 03/03/39 Bowling Green....W, 51-27
(SIAA Tournament)

- 12/29/91 Honolulu, Hawaii .W, 82-64
(Aloha Invitationa)

Princeton (1-0)

H: 0-0 • A: 0-0 • N: 1-0

- 12/27/93 Indianapolis, Ind..W, 59-45
(Hoosier Classic)

Providence (1-1)

H: 1-0 • A: 0-1 • N: 0-0

01/10/73 Providence (#13)L, 88-118

12/10/73 Bowling Green (#6)..W, 89-84

Purdue (2-3)

H: 0-0 • A: 0-1 • N: 2-2

- 12/15/72 Los Angeles, Calif.L, 75-91
(Trojan Classic)

12/14/74 Ind., Ind. (#15)L, 91-114

12/27/74 Louisville, Ky. (#15) .W, 92-80
(Holiday Classic)

03/10/82 West LafayetteL, 65-72
(NIT)

11/23/17 Nassau (#18).....W, 77-73
(Battle 4 Atlantis)

Radford (2-0)

H: 1-0 • A: 1-0 • N: 0-0

01/08/92 Radford.....W, 81-78

01/02/93 Bowling Green....W, 88-58

Regis (1-0)**H: 1-0 • A: 0-0 • N: 0-0**

01/29/54 Bowling Green.....W, 87-72

Rice (4-2)**H: 1-1 • A: 3-1 • N: 0-0**

12/06/80 HoustonW, 76-63

02/07/15 Bowling Green* ...L, 68-72

01/14/16 Houston*L, 73-83

03/04/17 Bowling Green* ..W, 79-72

02/17/18 Houston*W, 85-66

02/07/19 Houston* ...W, 92-85 (2ot)

Robert Morris (1-0)**H: 1-0 • A: 0-0 • N: 0-0**

01/31/77 Bowling Green.....W, 90-70

Rollins (4-0)**H: 3-0 • A: 1-0 • N: 0-0**

12/29/76 Winter Park.....W, 71-61

(Tangerine Bowl Tourn.)

12/01/79 Bowling Green..W, 104-73

11/29/82 Bowling Green....W, 94-63

11/30/83 Bowling Green....W, 78-67

St. Ambrose (1-0)**H: 0-0 • A: 1-0 • N: 0-0**

12/16/39 Davenport.....W, 40-32

St. Bonaventure (3-4)**H: 0-0 • A: 1-0 • N: 2-4**

01/31/43 St. Bonaventure..W, 65-32

12/30/50 Buffalo, N.Y.L, 57-62

12/29/51 Buffalo, N.Y.L, 60-73

03/10/52 New York, N.Y. (#15).L, 69-70

(NIT)

01/03/53 OK City, Okla. (#15).W, 94-63

(All-College Tournament)

12/19/53 Buffalo, N.Y.W, 82-76

12/15/61 Louisville, Ky.L, 65-66

(Bluegrass Tournament)

St. Francis (N.Y.) (1-0)**H: 0-0 • A: 0-0 • N: 1-0**

12/17/53 New York, N.Y.W, 78-55

St. Francis (Pa.) (5-0)**H: 4-0 • A: 1-0 • N: 0-0**

12/09/67 Bowling Green....W, 95-73

12/09/68 Bowling Green....W, 70-68

12/13/69 LorettoW, 97-67

12/07/84 Bowling Green....W, 83-67

(Wendy's Classic)

12/20/02 Bowling Green....W, 80-45

St. John's (2-2)**H: 0-0 • A: 2-1 • N: 0-1**

01/21/47 New York.....W, 61-54

03/13/50 New York (#9)L, 60-69

(NIT)

12/28/70 New York (#19)....W, 86-67

(ECAC Holiday Festival)

12/29/77 College Park, Md. L, 63-80

(Maryland Invitational)

Saint Joseph's (7-3)**H: 0-2 • A: 6-1 • N: 1-0**

12/27/44 Philadelphia.....W, 81-48

01/25/47 Philadelphia.....W, 56-50

01/24/48 Philadelphia.....W, 84-73

01/01/49 Philadelphia.....W, 86-69

12/20/52 Philadelphia.....W, 88-83

11/27/99 Philadelphia.....L, 55-81

12/21/00 Bowling Green....L, 68-74

11/12/10 Philadelphia.....W, 98-70

11/11/11 Bowling Green....L, 61-72

11/27/14 New York, N.Y.W, 62-59

(NIT Season Tip-Off)

(Madison Square Garden)

Saint Louis (1-3)**H: 0-1 • A: 0-1 • N: 1-1**

03/15/48 New York, N.Y.L, 53-60

(NIT)

12/29/80 Hartford, Conn....W, 57-54

(Conn. Mutual Classic)

01/02/89 St. LouisL, 66-76

12/20/89 Bowling Green....L, 65-77

Saint Mary's (Calif.) (1-1)**H: 1-0 • A: 0-1 • N: 0-0**

12/14/16 Moraga (#20)L, 51-73

12/22/18 Bowling Green....W, 71-68

St. Mary's (Ind.) (1-0)**H: 0-0 • A: 0-0 • N: 0-0**

02/25/22 site unknownW, —

St. Peter's (1-0)**H: 0-0 • A: 0-0 • N: 1-0**

12/26/70 New York, N.Y. ..W, 108-97

(ECAC Holiday Festival)

Samford (8-0)**H: 4-0 • A: 3-0 • N: 1-0**

02/25/31 Jackson, Miss.W, 34-26

(SIAA Tournament)

01/09/34 Birmingham.....W, 32-10

02/13/34 Bowling Green....W, 28-21

01/07/35 Bowling Green....W, 36-17

01/08/37 Birmingham.....W, 39-23

11/23/85 Bowling Green....W, 80-47

12/13/86 Birmingham.....W, 94-57

11/23/13 Bowling Green....W, 67-64

San Diego (2-1)**H: 1-0 • A: 0-1 • N: 1-0**

01/05/89 Bowling Green....W, 64-59

12/28/89 San DiegoL, 66-72

03/23/08 Tampa, Fla.W, 72-63

(NCAA Tournament)

San Francisco (2-0)**H: 0-0 • A: 1-0 • N: 1-0**

12/19/56 Louisville, Ky. (#2)W, 61-57

12/15/67 San FranciscoW, 90-70

(Cable Car Classic)

Santa Clara (0-1)**H: 0-0 • A: 0-0 • N: 0-1**

12/16/67 San FranciscoL, 68-75

(Cable Car Classic)

Savannah State (1-0)**H: 1-0 • A: 0-0 • N: 0-0**

12/18/00 Bowling Green..W, 103-60

Seton Hall (3-6)**H: 0-0 • A: 0-0 • N: 3-6**

01/03/52 New York, N.Y. (#11).L, 65-77

12/18/52 New York, N.Y. (#4).L, 74-77

12/09/54 New York, N.Y.L, 85-98

12/08/55 New York, N.Y.L, 85-87

12/13/56 New York, N.Y.L, 69-78

12/19/57 New York, N.Y. ..W, 101-75

12/18/58 New York, N.Y.L, 67-73

12/10/59 New York, N.Y.W, 78-69

03/20/93 Orlando, Fla. (#6)W, 72-68

(NCAA Tournament)

Sewanee (1-0)**H: 0-0 • A: 0-0 • N: 0-0**

01/09/37 site unknownW, 48-22

South Alabama (32-34)**H: 16-12 • A: 12-19 • N: 4-3**

01/31/83 Mobile*L, 77-81

02/13/83 Bowling Green* ...L, 64-65

02/04/84 Bowling Green* ...L, 65-66

02/16/84 Mobile*L, 71-73

01/17/85 Mobile*L, 64-77

02/16/85 Bowling Green* ..W, 64-61

02/01/86 Bowling Green* ..W, 68-52

02/17/86 Mobile*W, 53-51

01/26/87 Mobile*W, 68-60

02/14/87 Bowling Green* ..W, 85-70

01/16/88 Bowling Green*W, 109-93

02/20/88 Mobile*L, 80-95

01/08/89 Mobile*L, 74-87

02/16/89 Bowling Green*..L, 92-96 (ot)

02/12/90 Mobile*L, 57-70

02/24/90 Bowling Green* ..W, 88-74

01/28/91 Mobile*L, 78-82

02/21/91 Bowling Green*..L, 91-100

01/23/92 Bowling Green* ...L, 72-84

02/05/92 Mobile*L, 76-90

03/06/92 Biloxi, Miss....W, 95-94 (ot)

(SBC Tournament)

01/06/93 Mobile*W, 88-83

01/24/93 Bowling Green*..L, 98-101

03/07/93 Biloxi, Miss.W, 83-73

(SBC Tournament)

12/18/93 Mobile*W, 81-71

01/06/94 Bowling Green* ... L, 83-87
 01/11/95 Mobile*.....W, 85-64
 02/18/95 Bowling Green* ..W, 93-78
 01/14/96 Bowling Green* ..W, 75-64
 02/24/96 Mobile*..... L, 78-92
 01/18/97 Bowling Green* ... L, 66-68
 02/22/97 Mobile*..... L, 59-83
 01/10/98 Mobile*..... L, 48-68
 02/21/98 Bowling Green* ... L, 50-55
 02/28/98 Lafayette, La..... L, 47-61
 (SBC Tournament)
 01/04/99 Mobile*.....W, 75-61
 02/20/99 Bowling Green* ..W, 50-48
 01/22/00 Bowling Green* ..W, 92-88
 02/09/00 Mobile*..... L, 53-60
 03/06/00 Little Rock, Ark..... L, 61-64
 (SBC Tournament)
 01/10/01 Mobile*..... L, 66-74 (ot)
 03/06/01 Mobile.....W, 64-54
 (SBC Tournament)
 12/30/01 Mobile*..... L, 58-61
 01/18/03 Bowling Green* ..W, 85-69
 01/10/04 Mobile*..... L, 66-72
 01/22/05 Bowling Green*..W,79-76 (ot)
 01/21/06 Mobile*.....W, 74-73
 03/07/06 Murfreesboro, Tenn. L, 70-95
 (SBC Tournament)
 12/22/06 Bowling Green* ..W, 73-51
 02/08/07 Mobile*..... L, 71-73 (ot)
 01/05/08 Mobile*..... L, 61-65
 02/21/08 Bowling Green* ... L, 64-69
 12/18/08 Mobile*.....W, 69-66
 02/07/09 Bowling Green* ..W, 67-59
 03/10/09 Hot Springs, Ark. W, 64-56
 (SBC Tournament)
 01/07/10 Mobile*.....W, 67-64 (ot)
 02/18/10 Bowling Green* ..W, 99-69
 01/20/11 Mobile*.....W, 84-75
 02/03/11 Bowling Green* ... L, 76-80
 02/04/12 Bowling Green* ..W, 75-66
 02/18/12 Mobile*..... L, 61-66
 01/24/13 Mobile*..... L, 57-65
 02/28/13 Bowling Green* ..W, 79-73
 03/09/13 Hot Springs, Ark. W, 62-59
 (SBC Tournament)
 01/02/14 Mobile*.....W, 58-56
 02/15/14 Bowling Green* ... L, 62-69

South Carolina (1-6)
H: 1-1 • A: 0-3 • N: 0-2
 12/27/63 Nashville, Tenn..... L, 60-75
 (Vanderbilt Invitational)
 12/30/70 New York, N.Y. (#2). L, 84-86
 (ECAC Holiday Festival)
 02/23/80 Columbia.....L, 65-73 (2ot)
 11/28/80 Bowling Green.....W, 73-69
 (Wendy's Classic)
 03/15/06 Columbia..... L, 55-74
 (NIT)
 12/02/09 Columbia..... L, 56-74
 11/27/10 Bowling Green..L, 85-87 (2ot)

South Florida (12-8)
H: 7-2 • A: 3-6 • N: 2-0
 01/22/83 Bowling Green* ..W, 78-67
 02/17/83 Tampa*.....L, 74-77 (ot)
 01/17/84 Bowling Green*... L, 58-60
 01/28/84 Tampa*..... L, 54-56
 03/02/84 Birmingham, Ala. .W, 57-53
 (SBC Tournament)
 01/26/85 Tampa*..... L, 68-73
 02/14/85 Bowling Green* ..W, 67-61
 01/11/86 Tampa*.....W, 57-45
 02/13/86 Bowling Green* ..W, 77-57
 02/27/86 Birmingham, Ala. .W, 57-46
 (SBC Tournament)
 01/19/87 Tampa*.....W, 61-46
 01/29/87 Bowling Green* ..W, 76-59
 02/06/88 Bowling Green* ..W, 82-61
 02/15/88 Tampa*.....L, 63-71
 01/26/89 Bowling Green* ..W, 82-61
 02/02/89 Tampa*.....W, 63-61
 02/03/90 Bowling Green*... L, 58-59
 02/19/90 Tampa*..... L, 70-80
 01/12/91 Tampa*..... L, 86-87
 02/18/91 Bowling Green* ..W, 72-71

South Georgia Teachers (1-0)
H: 0-0 • A: 0-0 • N: 0-0
 01/08/36 site unknownW, 44-26

Southeast Missouri (6-0)
H: 3-0 • A: 3-0 • N: 0-0
 01/03/38 Cape Girardeau...W, 27-25
 12/19/39 Cape Girardeau...W, 39-33
 12/13/40 Bowling Green....W, 42-23
 12/18/41 Cape Girardeau...W, 47-36
 12/11/42 Bowling Green....W, 50-33
 12/01/04 Bowling Green....W, 74-53

Southeastern Louisiana (6-0)
H: 6-0 • A: 0-0 • N: 0-0
 11/30/50 Bowling Green....W, 73-59
 11/30/51 Bowling Green....W, 77-57
 12/05/53 Bowling Green....W, 84-60
 12/19/61 Bowling Green....W, 86-62
 12/02/68 Bowling Green..W, 101-62
 11/26/11 Bowling Green....W, 72-67

Southern Baptist (2-0)
H: 2-0 • A: 0-0 • N: 0-0
 12/13/44 Bowling Green....W, 52-37
 11/17/45 Bowling Green....W, 53-35

Southern California (2-1)
H: 1-0 • A: 1-1 • N: 0-0
 12/06/86 Bowling Green....W, 82-52
 (Wendy's Classic)
 12/28/87 Los Angeles..... L, 47-53
 03/19/18 Los Angeles.....W, 79-75
 (NIT)

Southern Illinois (14-11)
H: 6-4 • A: 6-6 • N: 2-1
 12/18/39 Carbondale..... L, 32-38
 12/07/40 Madisonville, Ky..W, 44-33
 12/19/41 Carbondale.....W, 48-37
 12/18/42 Carbondale.....W, 57-30
 12/10/45 Paducah, Ky..... L, 48-53
 12/09/46 New York, N.Y.W, 62-48
 01/14/63 Bowling Green..... L, 79-88
 02/19/63 Carbondale..... L, 73-95
 12/02/85 Bowling Green....W, 77-67
 02/18/87 Carbondale.....W, 78-58
 12/21/87 Bowling Green....W, 84-73
 12/05/88 Carbondale.....W, 88-73
 01/08/90 Bowling Green..... L, 62-72
 11/24/90 Carbondale..... L, 80-98
 11/27/91 Bowling Green..... L, 64-73
 12/23/98 Bowling Green....W, 78-69
 11/20/99 Carbondale..... L, 67-82
 12/09/06 Bowling Green..... L, 70-75
 12/22/07 Carbondale..... L, 78-88
 11/26/08 Bowling Green....W, 79-70
 01/25/10 Carbondale..... L, 63-68
 12/11/10 Bowling Green....W, 53-46
 12/07/11 Carbondale.....W, 62-55
 12/05/12 Bowling Green....W, 58-57
 12/07/13 Carbondale.....W, 69-60

Southern Methodist (3-0)
H: 1-0 • A: 0-0 • N: 2-0
 12/17/65 Nashville, Tenn....W, 82-68
 (Vanderbilt Invitational)
 12/07/68 Bowling Green....W, 92-79
 11/24/17 Nassau, Bahamas..W, 63-61
 (Battle 4 Atlantis)

Southern Miss (11-1)
H: 6-0 • A: 4-1 • N: 1-0
 12/08/58 Bowling Green....W, 80-56
 12/22/01 Hattiesburg.....W, 74-50
 12/18/02 Bowling Green....W, 64-54
 11/10/12 Hattiesburg... L, 64-67 (ot)
 12/18/13 Bowling Green....W, 68-65
 01/31/15 Hattiesburg*.....W, 73-62
 03/03/16 Bowling Green* ..W, 75-60
 02/04/17 Hattiesburg*.....W, 64-47
 12/30/17 Bowling Green* ..W, 82-66
 01/24/19 Hattiesburg*.....W, 66-63
 03/03/19 Bowling Green* ..W, 76-71
 03/15/19 Frisco, TexasW, 70-59
 (C-USA Tournament)

Southern Presbyterian (2-0)
H: 1-0 • A: 1-0 • N: 0-0
 01/13/22 Bowling Green....W, 28-25
 01/27/23 site unknownW, 33-31

Southern Utah (1-0)
H: 1-0 • A: 0-0 • N: 0-0
 02/08/93 Bowling Green....W, 96-73

Southwestern (0-1)

H: 0-0 • A: 0-1 • N: 0-0

02/09/28 Memphis.....L, 29-40

Stanford (1-1)

H: 0-0 • A: 0-0 • N: 1-1

12/29/56 Miami, Fla.W, 76-66
(Orange Bowl Tour.)

03/14/02 St. Louis, Mo. (#24).L, 68-84
(NCAA Tournament)

Stetson (6-2)

H: 2-0 • A: 2-1 • N: 2-1

01/10/36 DeLand.....W, 24-20

01/11/36 DeLand.....W, 25-24

03/07/36 Jackson, Miss.....W, 50-36
(SIAA Tournament)

02/04/54 Bowling Green....W, 81-63

12/02/72 Bowling Green....W, 91-83

12/12/74 DeLand.....L, 66-68

12/30/76 Winter Park, Fla....L, 70-71
(Tangerine Bowl Tour.)

12/15/84 Bloomington, Ind.W, 70-47
(Indiana Classic)

Stony Brook (1-1)

H: 1-0 • A: 0-1 • N: 0-0

11/25/14 Stony Brook, N.Y..L, 61-71
(NIT Season Tip-Off)

11/21/15 Bowling Green....W, 67-66

Syracuse (1-1)

H: 0-0 • A: 0-1 • N: 1-0

03/11/78 Knox, Tenn. (#18).W, 87-86 (ot)
(NCAA Tournament)

03/15/87 Syracuse (#10)....L, 86-104
(NCAA Tournament)

Tampa (12-0)

H: 7-0 • A: 5-0 • N: 0-0

01/09/36 Tampa.....W, 40-19

01/30/50 Tampa.....W, 79-59

12/14/50 Bowling Green. W, 103-70

01/27/51 Tampa.....W, 67-64

01/28/52 Tampa.....W, 82-77

02/07/52 Bowling Green....W, 79-70

01/26/53 Bowling Green. W, 117-58

01/31/53 Bowling Green. W, 104-56

01/30/59 Tampa.....W, 83-64

02/12/59 Bowling Green....W, 89-57

02/08/64 Bowling Green. W, 126-79

12/10/66 Bowling Green. W, 123-57

Temple (0-1)

H: 0-0 • A: 0-1 • N: 0-0

12/28/43 Philadelphia.....L, 48-67

Tennessee (0-2)

H: 0-0 • A: 0-1 • N: 0-1

12/16/06 Knoxville.....L, 79-93

12/15/07 Nashville, Tenn. (#11).L, 82-88
(Sun Belt Classic)

Tennessee-Martin (3-1)

H: 3-0 • A: 0-1 • N: 0-0

11/30/91 Bowling Green....W, 75-61

11/29/96 Bowling Green....W, 73-56

01/26/98 Martin.....L, 67-70

11/10/18 Bowling Green....W, 86-71

Tennessee State (9-0)

H: 8-0 • A: 1-0 • N: 0-0

01/21/85 Bowling Green....W, 86-56

01/13/86 Nashville.....W, 69-58

02/11/91 Bowling Green....W, 74-56

02/25/95 Bowling Green....W, 86-80

11/25/00 Bowling Green....W, 90-66

11/19/04 Bowling Green..W, 76-73 (ot)

11/19/06 Bowling Green....W, 87-69
(Las Vegas Invitational)

11/14/11 Bowling Green....W, 52-49

12/01/18 Bowling Green....W, 88-74

Tennessee Tech (81-20)

H: 42-6 • A: 33-14 • N: 6-0

03/10/22 Cookeville.....W, —

02/18/23 Bowling Green.....W, 33-8

01/12/33 Cookeville.....L, 32-35

01/18/33 Bowling Green....W, 34-31

01/27/34 Bowling Green....W, 36-21

02/17/34 Cookeville.....W, 30-22

02/05/35 Bowling Green....W, 38-28

02/14/25 Cookeville.....W, 33-24

02/08/36 Cookeville.....W, 42-25

02/24/36 Bowling Green....W, 48-21

02/04/37 Cookeville.....W, 32-24

02/16/37 Bowling Green....W, 30-20

01/13/38 Cookeville.....W, 40-33

02/08/38 Bowling Green....W, 31-19

01/12/39 Bowling Green....W, 40-24

02/18/39 Cookeville.....W, 42-35

01/12/40 Cookeville.....W, 41-29

02/06/40 Bowling Green....W, 38-28

01/08/41 Cookeville.....W, 42-16

02/04/41 Bowling Green....W, 51-31

01/21/42 Bowling Green....W, 32-31

02/05/42 Cookeville.....L, 34-45

03/06/42 Bowling Green....W, 61-35
(SIAA Tournament)

01/15/43 Cookeville.....W, 60-24

02/26/44 Bowling Green....W, 61-24

01/06/45 Bowling Green....W, 41-31

01/23/45 Cookeville.....W, 41-31

01/09/46 Cookeville.....W, 60-31

01/30/46 Bowling Green....W, 60-27

02/24/49 Louisville, Ky.W, 73-42
(OVC Tournament)

02/24/50 Louisville, Ky.W, 79-60
(OVC Tournament)

12/01/51 Bowling Green*..W, 89-62

01/16/52 Cookeville*.....W, 64-55

01/13/53 Bowling Green*..W, 99-61

02/19/53 Cookeville*.....W, 74-61

01/20/54 Cookeville*.....W, 62-51

02/20/54 Bowling Green*W, 108-63

01/24/55 Bowling Green*..W, 81-73

02/09/55 Cookeville*.....W, 80-68

02/24/55 Louisville, Ky.W, 80-65
(OVC Tournament)

01/28/56 Cookeville*.....L, 79-101

02/28/56 Bowling Green*..W, 86-75

03/07/56 Louisville, Ky.W, 84-80
(OVC Playoff)

01/15/57 Bowling Green*..W, 88-74

02/25/57 Cookeville*.....W, 96-85

01/18/58 Cookeville*...L, 75-84 (ot)

02/11/58 Bowling Green*...L, 73-85

01/05/59 Bowling Green*...L, 73-81

02/10/59 Cookeville*.....L, 74-83

01/12/60 Bowling Green*..W, 71-67

02/23/60 Cookeville*.....W, 109-80

01/10/61 Cookeville*.....W, 82-78

01/17/61 Bowling Green*..W, 88-75

01/09/62 Bowling Green*..W, 93-61

01/30/62 Cookeville*.....L, 72-79

01/08/63 Cookeville*.....L, 60-76

02/02/63 Bowling Green*W, 107-83

01/14/64 Bowling Green*...L, 83-89

02/07/64 Cookeville*...L, 83-92 (ot)

01/09/65 Cookeville*.....W, 87-78

02/08/65 Bowling Green*..W, 92-83

12/21/65 Louisville, Ky.W, 78-63
(OVC Tournament)

01/08/66 Cookeville*.....W, 120-92

02/14/66 Bowling Green*..W, 85-72

01/07/67 Cookeville*.....W, 91-80

02/13/67 Bowling Green*..W, 80-71

01/06/68 Bowling Green*..W, 78-72

02/12/68 Cookeville*.....W, 75-74

01/06/69 Cookeville*.....L, 80-86

02/17/69 Bowling Green*..W, 90-54

01/03/70 Bowling Green*..W, 99-70

02/16/70 Cookeville*.....W, 100-64

01/04/71 Cookeville*.....W, 95-82

02/13/71 Bowling Green*..W, 67-57

01/15/72 Bowling Green*...L, 72-75

02/14/72 Cookeville*.....L, 71-81

01/15/73 Cookeville*.....L, 90-96

02/10/73 Bowling Green*..W, 75-67

01/14/74 Bowling Green*...L, 59-60

02/09/74 Cookeville*.....W, 78-77

01/11/75 Cookeville*.....W, 84-80

02/10/75 Bowling Green*..W, 75-69

01/19/76 Bowling Green*..W, 88-69

02/14/76 Cookeville*.....W, 105-97

01/08/77 Bowling Green*...L, 81-88

02/07/77 Cookeville*.....W, 101-86

01/16/78 Bowling Green*..W, 86-75

02/13/78 Cookeville*.....W, 81-69

01/15/79 Cookeville*.....L, 68-75

02/12/79 Bowling Green*..W, 80-66

01/12/80 Bowling Green*..W, 97-72

02/09/80 Cookeville*.....W, 75-56

01/10/81 Cookeville*.....W, 65-51

02/07/81 Bowling Green*..W, 72-59

01/16/82 Bowling Green* ..W, 51-50
 02/11/82 Cookeville*L, 64-70 (ot)
 12/30/86 Bowling Green* ..W, 102-46
 12/12/87 Cookeville.....W, 57-52 (ot)
 12/28/90 Bowling Green ..W, 103-97
 12/05/92 Cookeville.....L, 92-99
 12/30/02 Honolulu, Hawaii ..W, 74-51
 (Rainbow Classic)

Texas (0-2)

H: 0-0 • A: 0-0 • N: 0-2

12/16/61 Louisville, Ky.L, 68-78
 (Bluegrass Tournament)
 03/17/94 Wichita, Kan. (#20).L, 77-91
 (NCAA Tournament)

UT Arlington (1-1)

H: 1-0 • A: 0-1 • N: 0-0

01/30/14 Bowling Green* ..W, 77-72
 03/01/14 Arlington*L, 73-80

UTEP (5-1)

H: 3-0 • A: 1-1 • N: 1-0

12/19/69 Lawrence, Kan.....W, 78-59
 (Jayhawk Classic)
 01/22/15 Bowling Green*..W, 71-66(ot)
 02/06/16 El Paso*L, 89-93 (ot)
 01/26/17 Bowling Green* ..W, 65-62
 02/01/18 El Paso*W, 72-60
 02/02/19 Bowling Green* ..W, 76-59

UT-Pan American (14-2)

H: 9-0 • A: 4-2 • N: 1-0

01/05/29 Bowling Green....W, 24-22
 12/15/66 Bowling Green....W, 78-64
 02/08/92 Bowling Green* ..W, 83-81
 01/27/93 Bowling Green* ..W, 105-49
 02/13/93 Edinburg*L, 98-68
 01/22/94 Edinburg*L, 77-83
 03/02/94 Bowling Green* ..W, 71-60
 02/02/95 Edinburg*W, 83-67
 02/09/95 Bowling Green* ..W, 65-48
 03/05/95 Little Rock, Ark....W, 64-61
 (SBC Tournament)
 01/18/96 Edinburg*W, 68-50
 02/15/96 Bowling Green* ..W, 63-51
 12/23/96 Bowling Green* ..W, 82-58
 01/20/97 Edinburg*W, 66-56
 02/05/98 Edinburg*L, 87-88
 02/15/98 Bowling Green* ..W, 88-85

UTSA (3-2)

H: 2-0 • A: 1-1 • N: 0-1

01/24/15 Bowling Green* ..W, 83-74
 02/04/16 San Antonio*W, 83-71
 01/28/17 Bowling Green* ..W, 81-66
 03/08/17 Birmingham.....L, 52-56
 (C-USA Tournament)
 02/03/18 San Antonio*L, 63-74
 01/31/19 Bowling Green*W, 96-88 (ot)
 03/06/19 Bowling Green*..L, 76-81 (ot)

Texas Christian (1-1)

H: 1-0 • A: 0-1 • N: 0-0

11/24/86 Bowling Green....W, 96-90
 (Coca-Cola NIT)
 01/02/91 Fort Worth.....L, 80-86

Texas State (2-0)

H: 1-0 • A: 1-0 • N: 0-0

02/01/14 Bowling Green* ..W, 68-64
 02/27/14 San Marcos*W, 51-50

Texas Tech (0-3)

H: 0-1 • A: 0-2 • N: 0-0

12/01/71 Lubbock.....L, 87-95
 12/01/72 Bowling Green.L, 66-72 (ot)
 12/04/80 Lubbock.....L, 58-68

Texas Wesleyan (2-0)

H: 2-0 • A: 0-0 • N: 0-0

12/04/62 Bowling Green ..W, 101-66
 12/17/64 Bowling Green ..W, 118-87

Toledo (0-1)

H: 0-0 • A: 0-0 • N: 0-1

12/12/68 New York, N.Y.L, 65-88
 (Madison Square Garden)

Towson (1-0)

H: 0-0 • A: 0-0 • N: 1-0

11/21/06 Las VegasW, 95-72
 (Las Vegas Invitational)

Transylvania (9-0)

H: 2-0 • A: 3-0 • N: 4-0

02/03/26 LexingtonW, 31-24
 02/07/30 LexingtonW, 38-31
 02/04/32 LexingtonW, 26-20
 02/11/32 Bowling Green ..W, 24-21
 02/25/32 Winchester, Ky....W, 37-25
 (KIAC Tournament)
 02/23/33 Winchester, Ky....W, 43-23
 (KIAC Tournament)
 02/27/37 Richmond, Ky.W, 53-26
 (KIAC Tournament)
 01/07/39 Bowling Green....W, 48-30
 02/25/39 Richmond, Ky.W, 53-40
 (KIAC Tournament)

Troy (12-8)

H: 8-2 • A: 4-5 • N: 0-1

12/20/75 Bowling Green....W, 88-72
 01/19/06 Troy*L, 49-76
 01/03/07 Bowling Green*..W, 82-78 (ot)
 02/17/07 Troy*W, 75-74
 12/29/07 Troy*W, 94-90
 02/13/08 Bowling Green* ..W, 92-57
 01/01/09 Bowling Green* ..W, 99-76
 02/14/09 Troy*L, 82-87
 01/21/10 Troy*L, 69-77
 02/06/10 Bowling Green* ..W, 87-69
 03/08/10 Hot Springs, Ark. .L, 48-54

(SBC Tournament)

01/13/11 Troy*L, 68-82
 01/22/11 Bowling Green* ..W, 77-58
 01/07/12 Bowling Green* ..L, 65-67
 02/11/12 Troy*L, 77-83
 12/01/12 Troy*W, 75-71
 01/31/13 Bowling Green* ..W, 65-61
 01/04/14 Troy*W, 60-51
 02/13/14 Bowling Green* ..W, 81-76
 12/16/18 Bowling GreenL, 81-87

Tulane (5-0)

H: 1-0 • A: 3-0 • N: 1-0

12/28/57 Oklahoma City, Okla.W,78-72
 (All-College Tournament)
 12/30/59 New OrleansW, 71-67
 (Sugar Bowl Tournament)
 12/30/60 New OrleansW, 81-60
 (Sugar Bowl Tournament)
 12/06/08 New OrleansW, 82-67
 12/06/09 Bowling GreenW, 62-48

Tulsa (1-5)

H: 0-1 • A: 0-3 • N: 1-1

12/30/52 Louisville, Ky. (#8)W, 79-70
 12/15/55 TulsaL, 56-67
 01/19/89 TulsaL, 56-64
 02/04/95 TulsaL, 68-70
 12/04/95 Bowling GreenL, 65-73
 11/17/11 Charleston, S.C.....L, 49-65
 (Charleston Classic)

Union (Ky.) (12-1)

H: 7-0 • A: 2-1 • N: 3-0

01/22/23 Bowling GreenW, 25-22
 01/30/24 Bowling GreenW, 32-21
 01/08/26 Bowling GreenW, 26-21
 01/16/34 BarbourvilleL, 27-29
 01/17/36 Bowling GreenW, 44-32
 02/01/36 BarbourvilleW, 52-35
 02/18/37 BarbourvilleW, 43-31
 02/25/38 Richmond, Ky.W, 28-22
 (KIAC Tournament)
 03/04/38 Bowling GreenW, 49-28
 (SIAA Tournament)
 02/23/40 Richmond, Ky.W, 44-39
 (KIAC Tournament)
 02/21/42 Bowling GreenW, 59-50
 03/01/42 Richmond, Ky.W, 43-41
 (KIAC Tournament)
 11/21/00 Bowling GreenW, 75-45

Union (Tenn.) (12-0)

H: 9-0 • A: 3-0 • N: 0-0

02/22/23 JacksonW, 23-18
 02/07/28 JacksonW, 35-31
 02/08/28 JacksonW, 35-32
 02/18/29 Bowling GreenW, 39-31
 02/18/29 Bowling GreenW, 34-30
 01/08/32 Bowling GreenW, 39-16
 01/07/33 Bowling GreenW, 31-25

01/15/35 Bowling Green...W, 33-25
 03/10/37 Bowling Green...W, 40-33
 (SIAA Tournament)
 12/03/59 Bowling Green..W, 123-71
 01/23/65 Bowling Green...W, 94-69
 12/05/68 Bowling Green...W, 89-54

Utah (0-1)

H: 0-0 • A: 0-0 • N: 0-1

03/27/18 New York, N.Y.....L, 64-69
 (NIT Final Four; MSG)

Utah State (2-0)

H: 0-0 • A: 0-0 • N: 2-0

12/27/47 Louisville, Ky.W, 80-49
 12/12/60 Louisville, Ky.W, 86-72

Valparaiso (1-0)

H: 0-0 • A: 0-0 • N: 1-0

11/15/18 Myrtle BeachW, 83-71

Vanderbilt (11-14)

H: 5-6 • A: 5-8 • N: 1-0

02/19/26 Bowling Green...W, 34-29
 01/08/27 Bowling Green.....L, 20-40
 01/18/27 NashvilleW, 26-25
 01/11/30 NashvilleL, 17-37
 01/25/37 Bowling Green...W, 40-27
 02/02/37 NashvilleW, 35-15
 01/08/38 NashvilleW, 39-25
 01/24/38 Bowling Green...W, 38-18
 02/06/39 NashvilleW, 51-31
 02/17/39 Bowling Green.....L, 49-53
 02/16/40 Bowling Green...W, 36-25
 01/21/46 NashvilleW, 42-29
 01/23/46 Bowling Green...W, 45-32
 01/02/63 NashvilleL, 69-71
 12/07/63 Bowling Green.....L, 60-82
 12/08/64 NashvilleL, 79-94
 12/18/65 NashvilleL, 69-72
 (Vanderbilt Invitational)
 12/01/66 Bowling Green.....L, 70-76
 12/09/72 NashvilleL, 88-103
 (Vanderbilt Invitational)
 11/29/80 Bowling Green.....L, 76-78
 (Wendy's Classic)
 12/18/99 NashvilleL, 77-101
 11/28/00 Bowling Green.....L, 66-70
 (Area Bank Classic)
 12/02/01 NashvilleL, 75-80
 12/11/09 Nashville (#24) ...W, 76-69
 (Sommet Center)
 12/01/10 NashvilleL, 62-82

Villanova (0-2)

H: 0-0 • A: 0-0 • N: 0-2

NOTE: Record includes one WKU loss that was vacated due to NCAA sanctions

03/25/71 Houston, TX (#19).L, 89-92(2ot)
 (NCAA Final Four)

11/22/17 Nassau (#5)L, 58-66
 (Battle 4 Atlantis)

Virginia (1-1)

H: 1-0 • A: 0-1 • N: 0-0

01/05/05 Charlottesville..L, 79-80 (2ot)
 01/02/06 Bowling Green...W, 78-68

VCU (15-18)

H: 11-5 • A: 4-9 • N: 0-4

12/04/69 Bowling Green..W, 115-73
 12/10/70 Bowling Green...W, 96-71
 12/11/71 Bowling Green...W, 85-76
 02/03/83 Bowling Green* ...L, 57-70
 02/19/83 Richmond*L, 47-60
 03/04/83 Birmingham, Ala. L, 55-57
 (SBC Tournament)
 01/21/84 Bowling Green* ...L, 49-52
 02/11/84 Richmond*L, 67-69
 01/10/85 Bowling Green* (#18).L, 58-72
 02/21/85 Richmond* (#17). L, 62-85
 01/20/86 Bowling Green* ..W, 62-60
 02/22/86 Richmond*L, 56-60
 01/12/87 Richmond*W, 79-70
 01/17/87 Bowling Green* ..W, 90-71
 01/23/88 Richmond*L, 74-79
 02/18/88 Bowling Green* ...L, 69-70
 01/21/89 Bowling Green* ..W, 91-87
 02/18/89 Richmond*L, 63-85
 01/11/90 Richmond*W, 57-44
 02/15/90 Bowling Green* ..W, 68-65
 01/26/91 Richmond*W, 83-75
 02/23/91 Bowling Green* ..W, 97-80
 03/02/91 Mobile, Ala.L, 89-100
 (SBC Tournament)
 03/02/92 Richmond.....W, 77-75
 12/19/92 Bowling Green...W, 84-78
 11/24/95 San Juan, P.R.L, 65-83
 (San Juan Shootout)
 11/18/98 Richmond.....L, 61-63
 12/11/99 Bowling Green...W, 75-58
 11/26/02 Bowling Green..W, 80-73 (ot)
 11/25/03 RichmondL, 67-72
 11/20/11 Charleston, S.C....L, 64-69
 (Charleston Classic)
 11/23/11 Bowling Green.....L, 45-68
 12/18/12 Richmond.....L, 44-76

Virginia Tech (1-2)

H: 1-1 • A: 0-1 • N: 0-0

03/07/80 Bowling Green..L, 85-89 (ot)
 (NCAA Tournament)
 02/06/83 Bowling Green...W, 65-62
 01/04/86 Blacksburg (#20) .L, 71-85

Washington (0-2)

H: 0-0 • A: 0-1 • N: 0-1

11/25/16 Las VegasL, 47-86
 (Global Sports Classic)
 11/06/18 Seattle (#24).....L, 55-73

Washington & Lee (3-1)

H: 1-0 • A: 0-1 • N: 2-0

12/22/39 LexingtonL, 34-44
 12/20/40 Louisville, Ky.W, 26-22
 12/29/41 Bowling Green...W, 52-24
 12/18/48 Louisville, Ky.W, 89-43

Wayne State (0-1)

H: 0-1 • A: 0-0 • N: 0-0

02/14/25 Bowling GreenL, 23-25

West Alabama (2-0)

H: 2-0 • A: 0-0 • N: 0-0

12/01/84 Bowling Green...W, 78-38
 12/15/01 Bowling Green..W, 103-40

West Georgia (0-1)

H: 0-1 • A: 0-0 • N: 0-0

12/04/72 Bowling GreenL, 88-89

West Texas State (1-1)

H: 1-1 • A: 0-0 • N: 0-0

12/12/50 Bowling Green...W, 74-46
 12/17/63 Bowling GreenL, 83-84

West Virginia (2-2)

H: 0-0 • A: 0-0 • N: 2-2

03/25/42 New York, N.Y.L, 45-47
 (NIT)
 01/24/59 Louisville, Ky. (#10)L,72-74
 03/13/87 Syracuse, N.Y.....W, 64-62
 (NCAA Tournament)
 11/16/18 Myrtle Beach (13) W, 63-57

West Virginia Tech (1-0)

H: 1-0 • A: 0-0 • N: 0-0

02/08/04 Bowling Green ...W, 96-48

Western Carolina (3-0)

H: 3-0 • A: 0-0 • N: 0-0

12/04/42 Bowling Green ...W, 64-35
 11/25/88 Bowling Green...W, 84-64
 11/17/12 Bowling Green...W, 92-81
 (Cancun Challenge)

Wichita State (3-2)

H: 0-0 • A: 3-2 • N: 0-0

12/13/41 Wichita.....W, 36-9
 02/13/57 Wichita.....W, 82-76
 02/01/58 Wichita.....W, 96-85
 03/19/05 Wichita.....L, 81-84
 (NIT)
 11/12/13 Wichita (#16)L, 49-66

Wisconsin (1-2)

H: 1-0 • A: 0-1 • N: 0-1

11/25/89 San Juan, P.R.L, 62-73
 (San Juan Shootout)
 12/13/17 MadisonL, 80-81
 12/29/18 BG (#15).....W, 83-76

GENERAL

HILITOPPERS

2018-19 REVIEW

HISTORY

UNIVERSITY

OPPONENTS

Wisconsin-Green Bay (0-2)

H: 0-1 • A: 0-1 • N: 0-0

12/23/95 Bowling Green, L, 56-59 (ot)

12/07/96 Green BayL, 53-56

Wisconsin-Milwaukee (2-1)

H: 1-1 • A: 0-0 • N: 1-0

12/10/77 Bowling Green.....L, 70-73

01/06/79 Bowling Green....W, 89-66

11/16/09 Baton Rouge, La. W, 69-65
(Preseason NIT)

Wofford (1-0)

H: 1-0 • A: 0-0 • N: 0-0

03/01/40 Bowling Green....W, 55-21
(SIAA Tournament)

Wright State (1-0)

H: 1-0 • A: 0-0 • N: 0-0

12/02/17 Bowling Green W, 78-60

Xavier (Ohio) (13-13)

H: 7-5 • A: 5-8 • N: 1-0

01/02/40 Bowling Green....W, 40-39

02/22/41 CincinnatiW, 41-36

12/10/49 CincinnatiW, 59-57

01/09/50 Bowling Green....W, 63-51

01/08/51 Bowling Green....W, 79-62

02/28/51 CincinnatiL, 64-67

12/19/51 Louisville, Ky.W, 92-82

01/10/55 Bowling Green, L, 80-82 (2ot)

02/18/55 CincinnatiW, 75-72

01/05/56 CincinnatiW, 73-72

02/16/56 Bowling Green....W, 74-65

01/03/57 CincinnatiL, 79-87

02/27/57 Bowling Green....L, 71-77

01/20/58 CincinnatiL, 76-102

02/26/58 Bowling Green...L, 91-100

02/16/59 CincinnatiW, 94-67

02/23/59 Bowling Green....W, 82-73

01/20/60 CincinnatiL, 66-76

02/10/60 Bowling Green....L, 73-82

01/20/61 CincinnatiL, 77-80

02/08/61 Bowling Green....W, 68-61

12/30/61 CincinnatiL, 83-95

02/21/62 Bowling Green....W, 88-83

11/23/96 CincinnatiL, 73-98

12/06/97 Bowling Green (#19)...L, 60-93


12/05/15 Cincinnati (#12) ...L, 64-95

Youngstown State (2-0)

H: 1-0 • A: 1-0 • N: 0-0

01/23/82 Youngstown*W, 68-59

02/18/82 Bowling Green* ..W, 63-51



Hilltopper guard Dwight Smith shoots against Fordham during the 1965 NIT at Madison Square Garden in New York City.

(* denotes conference game
Opp. ranking for game in parentheses)

Date	Opponent	Rank	Result
02/12/49	at Bowling Green St.	14	L, 58-72
03/14/49	vs. Bradley (1)	7	L, 86-95
01/16/50	Cincinnati	12	W, 84-59
02/03/50	Louisville	15	W, 84-62
03/13/50	vs. St. John's (1)	9	L, 60-69
12/26/50	at LaSalle	16	W, 73-63
12/28/50	vs. Long Island (2)	4	L, 70-77
02/08/51	Cincinnati	11	W, 75-70
03/27/51	at Bradley	11	L, 71-75
01/01/52	at LaSalle	13	L, 58-67
01/03/52	vs. Seton Hall (2)	11	L, 65-77
03/08/52	vs. Louisville (1)	17	W, 62-59
03/10/52	vs. St. Bonaventure (1)	15	L, 69-70
12/18/52	vs. Seton Hall (2)	4	L, 74-77
12/29/52	vs. Idaho (3)	20	L, 60-75
12/30/52	vs. Tulsa (3)	8	W, 79-70
01/03/53	vs. St. Bonaventure (4)	15	W, 94-63
02/07/53	Eastern Kentucky	15	W, 86-76
02/28/53	vs. E. Kentucky (5)	20	W, 70-60
03/10/53	vs. Duquesne (1)	11	L, 61-69
01/13/54	at Dayton	17	W, 79-75
03/11/54	Holy Cross	6	L, 69-75
01/19/55	at Dayton	18	L, 73-91
02/01/55	Dayton	15	L, 67-73
12/17/55	at Oklahoma City	20	L, 87-92
12/28/55	at Louisville	11	W, 86-77
01/10/56	at Memphis	17	L, 64-80
12/19/56	San Francisco	2	W, 61-57
01/07/57	Oklahoma City	11	L, 78-85
02/05/57	at Memphis	16	L, 84-86
02/11/57	at Oklahoma State	13	L, 67-96
02/23/57	Memphis	20	L, 82-98
01/24/59	West Virginia	10	L, 72-74
03/11/60	Ohio State	3	L, 79-98
12/13/60	Louisville	9	L, 71-86
12/15/60	Memphis	19	L, 74-95
03/16/62	Ohio State	1	L, 73-93
12/28/67	Indiana	3	W, 110-98
01/18/69	at LaSalle	11	L, 81-88
12/15/69	at Duquesne	7	L, 65-87
03/07/70	Jacksonville	6	L, 96-109
12/23/70	Jacksonville	4	W, 97-84
12/28/70	at St. John's	19	W, 86-67
12/30/70	South Carolina	2	L, 84-86
03/13/71	vs. Jacksonville# (6)	9	W, 74-72
03/18/71	vs. Kentucky# (7)	8	W, 107-83
03/20/71	vs. Ohio State# (8)	10	W, 81-78(ot)
03/25/71	vs. Villanova# (8)	19	L, 89-92(ot)
03/27/71	vs. Kansas# (8)	4	W, 77-75
12/23/71	Pennsylvania	13	L, 79-88
12/29/71	at Maryland	16	L, 68-103
01/10/73	at Providence	13	L, 88-118
12/10/73	Providence	6	W, 89-84
12/14/74	Purdue	15	L, 91-114
12/26/74	at Louisville	4	L, 81-107
12/27/74	Purdue	15	W, 92-80
01/29/75	at LaSalle	7	W, 91-87
12/01/75	Memphis	19	W, 87-84
12/26/75	at North Carolina St.	9	L, 98-110
01/05/76	LaSalle	20	L, 100-104(ot)

Date	Opponent	Rank	Result
03/13/76	vs. Marquette (9)	2	L, 60-79
11/27/76	at Michigan	1	L, 70-94
11/26/77	Michigan	13	L, 81-87
12/28/77	at Maryland	14	L, 78-91
03/11/78	vs. Syracuse (10)	18	W, 87-86(ot)
03/16/78	vs. Michigan St. (9)	4	L, 60-90
11/25/78	Duke	1	L, 53-78
12/14/79	at Louisville	12	L, 74-96
12/05/81	Louisville	3	L, 66-71
12/22/81	at Georgetown	17	L, 45-64
12/04/82	Georgetown	2	L, 66-70(ot)
02/26/83	Louisville	5	L, 62-73
11/26/83	Georgia	16	L, 68-85
12/21/83	Georgetown	5	L, 41-53
12/14/84	at Indiana	16	L, 57-80
01/10/85	VCU	18	L, 58-72
02/21/85	at VCU	17	L, 62-85
12/07/85	Auburn	19	W, 71-58
12/14/85	at Louisville	15	L, 70-73
01/04/86	at Virginia Tech	20	L, 71-85
01/16/86	at UAB	12	W, 75-72(ot)
01/25/86	UAB	18	W, 81-75
03/16/86	vs. Kentucky (11)	3	L, 64-71
03/15/87	at Syracuse (12)	10	L, 86-104
12/08/88	Louisville	15	L, 69-81
11/24/89	Alabama	17	L, 72-79
12/09/89	at Louisville	11	L, 61-75
11/28/90	at Georgia	17	L, 65-124
12/21/90	Kentucky	18	L, 70-84
02/15/92	at Kentucky	19	L, 83-93
02/02/93	at New Orleans	25	L, 80-89
02/16/93	at Louisville	22	W, 78-77
02/22/93	New Orleans	19	L, 67-71
03/08/93	vs. New Orleans (13)	13	W, 72-63
03/20/93	vs. Seton Hall (14)	6	W, 72-68
03/25/93	vs. Florida St. (15)	11	L, 78-81(ot)
11/17/93	at North Carolina	1	L, 87-101
12/28/93	Indiana	13	L, 55-65
03/17/94	vs. Texas (16)	20	L, 77-91
12/17/94	at UMass	5	L, 72-91
03/18/95	vs. Kansas (9)	5	L, 70-75
12/28/96	Cincinnati	7	L, 57-81
02/04/97	at Clemson	10	L, 55-69
11/19/97	at Kansas	2	L, 62-75
12/06/97	Xavier	19	L, 60-93
12/30/97	Clemson	21	L, 52-71
03/16/01	vs. Florida (17)	8	L, 56-69
11/15/01	at Kentucky	4	W, 64-52
03/14/02	vs. Stanford (18)	24	L, 68-84
11/23/02	at Arizona	1	L, 68-107
03/20/03	vs. Illinois (19)	11	L, 60-65
11/24/06	vs. Florida (20)	1	L, 68-101
11/22/07	vs. Gonzaga (21)	14	L, 71-74
12/15/07	vs. Tennessee (22)	11	L, 82-88
03/21/08	vs. Drake (23)	14	W, 101-99(ot)
03/27/08	vs. UCLA (24)	3	L, 78-88
11/30/08	vs. Louisville (22)	3	W, 68-54
03/21/09	vs. Gonzaga (25)	10	L, 81-83
12/11/09	vs. Vanderbilt (22)	24	W, 76-69
12/04/10	at Memphis	14	L, 61-77

GENERAL

HILTOPPERS

2018-19 REVIEW

HISTORY

UNIVERSITY

OPPONENTS

Date	Opponent	Rank	Result
12/22/10	Louisville	25	L, 82-114
12/23/11	at Louisville	4	L, 60-70
03/15/12	vs. Kentucky (26)	1	L, 66-81
12/22/12	vs. Louisville (22)	5	L, 55-78
03/22/13	vs. Kansas (27)	3	L, 57-64
11/12/13	at Wichita State	16	L, 49-66
12/14/13	at Louisville	6	L, 63-79
12/20/14	Louisville	4	L, 67-76
01/10/15	Old Dominion	25	W, 72-65
12/05/15	at Xavier	12	L, 64-95
12/19/15	at Louisville	19	L, 56-78
12/14/16	at Saint Mary's	20	L, 51-73
11/22/17	vs. Villanova (28)	5	L, 58-66
11/23/17	vs. Purdue (28)	18	W, 77-73
03/01/18	at Middle Tennessee	24	L, 64-82
11/06/18	at Washington	24	L, 55-73
11/16/18	vs. West Virginia* (29)	13	W, 63-57
12/29/18	Wisconsin	15	W, 83-76

(#) Game vacated due to NCAA sanctions

(*) Ranked in Coaches' Poll

WKU defeated No. 15 Wisconsin and All-American Ethan Happ in front of an over-capacity Diddle Arena crowd on Dec. 29, 2018.



ALL-TIME VERSUS RANKED OPPONENTS

OVERALL RECORD: 34-99

Home: 14-32 • Away: 8-40 • Neutral: 12-27

In Overtime: 3-3 • NCAA Tournament: 4-14

Versus: No. 1: 0-7 • Top 5: 5-28 • Top 10: 9-36

LEGEND

- (1) NIT at Madison Square Garden (New York, N.Y.)
- (2) Madison Square Garden (New York, N.Y.)
- (3) Louisville, Ky.
- (4) All-College Tournament (Oklahoma City, Okla.)
- (5) OVC Tournament (Louisville, Ky.)
- (6) NCAA Tournament (South Bend, Ind.)
- (7) NCAA Tournament (Athens, Ga.)
- (8) NCAA Final Four (Houston, Texas)
- (9) NCAA Tournament (Dayton, Ohio)
- (10) NCAA Tournament (Knoxville, Tenn.)
- (11) NCAA Tournament (Charlotte, N.C.)
- (12) NCAA Tournament (Syracuse, N.Y.)
- (13) SBC Tournament (Biloxi, Miss.)
- (14) NCAA Tournament (Orlando, Fla.)
- (15) NCAA Tournament (Charlotte, N.C.)
- (16) NCAA Tournament (Wichita, Kan.)
- (17) NCAA Tournament (New Orleans, La.)
- (18) NCAA Tournament (St. Louis, Mo.)
- (19) NCAA Tournament (Indianapolis, Ind.)
- (20) Thomas and Mack Center (Las Vegas, Nev.)
- (21) Carrs/Safeway Great Alaska Shootout (Anchorage, Alaska)
- (22) Sommet Center [2007, 2008, 2009]/Bridgestone Arena [2012] (Nashville, Tenn.)
- (23) NCAA Tournament (Tampa, Fla.)
- (24) NCAA Tournament (Phoenix, Ariz.)
- (25) NCAA Tournament (Portland, Ore.)
- (26) NCAA Tournament (Louisville, Ky.)
- (27) NCAA Tournament (Kansas City, Mo.)
- (28) Battle 4 Atlantis (Nassau, Bahamas)
- (29) Myrtle Beach Invitational (Myrtle Beach, S.C.)

WKU IN THE TOP 25

WKU HAS BEEN RANKED FOR 112 WEEKS IN THE ASSOCIATED PRESS TOP 25 POLL, WHICH BEGAN IN 1948-49, AND 96 WEEKS IN THE COACHES' POLL

- Of those 112 weeks ranked in the AP poll, the Hilltoppers have been in the Top 10 for 60 weeks
- WKU has finished the season ranked by at least one publication on 13 occasions

AP TOP 25 POLL

1948-49: Jan. 18 (3), Jan. 25 (4), Feb. 1 (6), Feb. 8 (6), Feb. 15 (7), Mar. 1 (6), Mar. 8 (5)

1949-50: Jan. 10 (14), Jan. 17 (14), Jan. 24 (17), Jan. 31 (14), Feb. 7 (11), Feb. 14 (9), Feb. 21 (8), Feb. 28 (7), Mar. 7 (8)

1951-52: Dec. 17 (16), Dec. 25 (11), Feb. 5 (20), Feb. 26 (18)

1952-53: Dec. 16 (11), Dec. 23 (10), Dec. 30 (10), Jan. 6 (10), Jan. 13 (10), Jan. 20 (12), Jan. 27 (9), Feb. 3 (8), Feb. 10 (9), Feb. 17 (9), Feb. 24 (8), Mar. 3 (9), Mar. 10 (9), Mar. 24 (17)

1953-54: Dec. 8 (11), Dec. 15 (10), Dec. 22 (6), Dec. 29 (7), Jan. 5 (5), Jan. 12 (5), Jan. 19 (4), Jan. 26 (4), Feb. 2 (4), Feb. 9 (5), Feb. 16 (4), Feb. 23 (4), Mar. 2 (3), Mar. 9 (4), Mar. 23 (8)

1954-55: Dec. 7 (20)

1956-57: Dec. 11 (12), Dec. 18 (20), Dec. 26 (15), Jan. 2 (14), Jan. 8 (20), Jan. 15 (18), Jan. 22 (20)

1957-58: Dec. 24 (16)

1959-60: Jan. 5 (18)

1965-66: Mar. 8 (10)

1966-67: Preseason (8), Jan. 24 (8), Jan. 31 (8), Feb. 7 (6), Feb. 14 (5), Feb. 21 (3), Feb. 28 (6), Mar. 7 (6)

1968-69: Preseason (16), Dec. 3 (17), Dec. 10 (15), Dec. 17 (18)

1969-70: Feb. 10 (17), Feb. 17 (16), Feb. 24 (12), Mar. 3 (12), Mar. 10 (18)

1970-71: Preseason (9), Dec. 8 (13), Dec. 15 (11), Dec. 22 (10), Dec. 29 (5), Jan. 5 (6), Jan. 12 (5), Jan. 19 (7), Jan. 26 (12), Feb. 2 (9), Feb. 9 (7), Feb. 16 (9), Feb. 23 (9), Mar. 2 (7), Mar. 9 (7), Mar. 16 (7)

1985-86: Feb. 4 (19)

1986-87: Dec. 2 (14), Dec. 9 (8)

1992-93: Mar. 15 (20)

1993-94: Dec. 20 (25), Dec. 27 (25)

1994-95: Mar. 6 (23), Mar. 13 (21)

2001-02: Nov. 20 (21), Nov. 27 (17), Dec. 4 (25), Feb. 19 (24), Feb. 26 (20), Mar. 5 (18), Mar. 12 (19)

2002-03: Preseason (20), Nov. 19 (19)

COACHES' POLL


1950-51: Preseason (13)

1951-52: Dec. 10 (18), Dec. 17 (16), Dec. 25 (17), Feb. 5 (20), Feb. 26 (16), Mar. 4 (16), Final (16)

1952-53: Jan. 6 (16), Jan. 13 (15), Jan. 20 (18), Feb. 3 (15), Feb. 10 (12), Feb. 17 (14), Feb. 24 (12), Mar. 3 (11), Final (17)

1953-54: Dec. 15 (18), Dec. 22 (14), Dec. 29 (11), Jan. 5 (7), Jan. 12 (6), Jan. 19 (5), Jan. 26 (5), Feb. 2 (5), Feb. 9 (6), Feb. 16 (5), Feb. 23 (5), Mar. 2 (4), Final (6)

Darrin Horn led WKU into the AP Top 25 as a player in 1992-93 and 1993-94 and into the Coaches' Poll as head coach in 2007-08.



GENERAL

HILLTOPPERS

2018-19 REVIEW

HISTORY

UNIVERSITY

OPPONENTS

WKU IN THE TOP 25

1956-57: Preseason (10), Dec. 11 (12), Dec. 18 (17), Feb. 5 (20)

1960-61: Dec. 5 (19)

1965-66: Jan. 11 (18), Feb. 15 (19), Feb. 22 (14), Mar. 1 (17)

1966-67: Preseason (9), Dec. 21 (19), Dec. 28 (17), Jan. 4 (11), Jan. 11 (12), Jan. 18 (14), Jan. 25 (9), Feb. 1 (9), Feb. 8 (8), Feb. 15 (6), Feb. 22 (5), Mar. 1 (7), Final (7)

1967-68: Jan. 2 (20), Jan. 9 (17), Feb. 27 (19), Mar. 5 (16)

1968-69: Dec. 3 (15), Dec. 10 (14), Dec. 17 (19)

1969-70: Dec. 9 (19), Jan. 27 (20), Feb. 10 (18), Feb. 17 (18), Feb. 24 (16), Mar. 3 (15), Final (17)

1970-71: Preseason (8), Dec. 8 (8), Dec. 15 (11), Dec. 22 (11), Dec. 29 (5), Jan. 5 (6), Jan. 12 (5), Jan. 19 (7), Jan. 26 (10), Feb. 2 (8), Feb. 9 (7), Feb. 16 (7), Feb. 23 (8), Mar. 2 (7), Mar. 9 (8), Final (7)

1986-87: Dec. 2 (10), Dec. 9 (10)
1992-93: Mar. 15 (25), Final (16)

FINAL POLLS

1949 (5, AP)
1950 (8, AP)
1952 (16, UPI)
1953 (17, AP; 11, UPI)
1954 (8, AP; 6, UPI)
1966 (10, AP)
1967 (6, AP; 7, UPI)
1970 (18, AP; 17, UPI)
1971 (7, AP; 7, UPI)
1993 (20, AP; 25, USA Today)
1995 (21, AP);
2002 (19, AP; 20, USA Today)
2008 (22, USA Today)

2001-02: Nov. 20 (25), Nov. 27 (18), Dec. 4 (25), Dec. 11 (25), Feb. 26 (23), Mar. 5 (21), Mar. 12 (20)

2002-03: Preseason (23), Nov. 18 (23)

2007-08: Final (22)

The 1970-71 Final Four team was ranked in the Associated Press Top 25 Poll for a program-record 16 weeks.



NCAA TOURNAMENT (23 APPEARANCES • 15-23 RECORD)

Year	Region	Location	Date	WKU Seed	Opponent	Opp. Seed	Result
1940	E. Playoff*	Indianapolis, Ind.	03/23	N/A	Duquesne	N/A	L, 29-30
1960	Midwest (third)	Lexington, Ky. Louisville, Ky.	03/08	N/A	Miami (Fla.)	N/A	W, 107-84
			03/11	N/A	Ohio State	N/A	L, 79-98
			03/12	N/A	Ohio University	N/A	W, 97-87
1962	Midwest (fourth)	Lexington, Ky. Iowa City, Iowa	03/12	N/A	Detroit	N/A	W, 90-81
			03/16	N/A	Ohio State	N/A	L, 73-93
			03/17	N/A	Butler	N/A	L, 86-87 (ot)
1966	Midwest (third)	Kent, Ohio Iowa City, Iowa	03/07	N/A	Loyola (Ill.)	N/A	W, 105-86
			03/11	N/A	Michigan	N/A	L, 79-80
			03/12	N/A	Dayton	N/A	W, 82-68
1967	Midwest	Lexington, Ky.	03/11	N/A	Dayton	N/A	L, 67-69 (ot)
1970	Midwest	Dayton, Ohio	03/07	N/A	Jacksonville	N/A	L, 96-109
1971#	Midwest (Final Four)	South Bend, Ind.	03/13	N/A	Jacksonville	N/A	W, 74-72
			03/18	N/A	Kentucky	N/A	W, 107-83
		Athens, Ga. Houston, Texas	03/20	N/A	Ohio State	N/A	W, 81-78 (ot)
			03/25	N/A	Villanova	N/A	L, 89-92 (2ot)
			03/27	N/A	Kansas	N/A	W, 77-75
1976	Midwest	Dayton, Ohio	03/13	N/A	Marquette (N/A)	N/A	L, 60-79
1978	Midwest	Knoxville, Tenn.	03/11	N/A	Syracuse (N/A)	N/A	W, 87-86 (ot)
		Dayton, Ohio	03/16	N/A	Michigan St. (N/A)	N/A	L, 69-90
1980	Midwest	Bowling Green, Ky.	03/07	10	Virginia Tech	7	L, 85-89 (ot)
1981	Midwest	Tuscaloosa, Ala.	03/13	10	UAB	7	L, 68-93
1986	Southeast	Charlotte, N.C.	03/14	8	Nebraska	9	W, 67-59
			03/16	8	Kentucky	1	L, 64-71
1987	East	Syracuse, N.Y.	03/13	10	West Virginia	7	W, 64-62
			03/15	10	Syracuse	2	L, 86-104
1993	Southeast (Sweet 16)	Orlando, Fla.	03/18	7	Memphis State	10	W, 55-52
			03/20	7	Seton Hall	2	W, 72-68
		Charlotte, N.C.	03/25	7	Florida State	3	L, 78-81 (ot)
1994	Midwest	Wichita, Kan.	03/17	11	Texas	6	L, 77-91
1995	Midwest	Dayton, Ohio	03/16	8	Michigan	9	W, 82-76 (ot)
			03/18	8	Kansas	1	L, 70-75
2001	South	New Orleans, La.	03/15	14	Florida	3	L, 56-69
2002	Midwest	St. Louis, Mo.	03/14	9	Stanford	8	L, 68-84
2003	West	Indianapolis, Ind.	03/20	13	Illinois	4	L, 60-65
2008	West (Sweet 16)	Tampa, Fla.	03/21	12	Drake	5	W, 101-99 (ot)
			03/23	12	San Diego	13	W, 72-63
		Phoenix, Ariz.	03/27	12	UCLA	1	L, 78-88
2009	South	Portland, Ore.	03/19	12	Illinois	5	W, 76-72
			03/21	12	Gonzaga	4	L, 81-83
2012	South	Dayton, Ohio	03/13	16	Mississippi Valley St.	16	W, 59-58^
		Louisville, Ky.	03/15	16	Kentucky	1	L, 66-81
2013	South	Kansas City, Mo.	03/22	16	Kansas	1	L, 57-64

(*) South Representative

(#) Games vacated due to NCAA sanctions

(^) trailed by 16 points with 4:51 to play; largest comeback in NCAA Tournament history with under 5:00 remaining in a game

WKU IN THE NCAA TOURNAMENT**APPEARANCES: 23****NCAA TOURNAMENT:** 1940, 1960, 1962, 1966, 1967, 1970, 1971#, 1976, 1978, 1980, 1981, 1986, 1987, 1993, 1994, 1995, 2001, 2002, 2003, 2008, 2009, 2012, 2013**SECOND ROUND*:** 1960, 1962, 1966, 1971#, 1978, 1986, 1987, 1993, 1995, 2008, 2009**SWEET 16:** 1960, 1962, 1966, 1971#, 1978, 1993, 2008**FINAL FOUR:** 1971#

(*) Known as "third round" from 2011-15 tournaments and was equivalent to "round of 32"

(#) Vacated due to NCAA sanctions

NATIONAL INVITATIONAL TOURNAMENT (14 APPEARANCES • 12-15 RECORD)

Year	Location	Date	Opponent	Result
1942	New York City (runner-up)	03/19	CCNY	W, 49-46
		03/23	Creighton	W, 49-36
		03/25	West Virginia	L, 45-47
1943	New York City	03/22	Fordham	L, 58-60
1948	New York City (third)	03/12	La Salle	W, 68-61
		03/15	St. Louis	L, 53-60
		03/17	DePaul	W, 61-59
1949	New York City	03/14	Bradley	L, 86-95
1950	New York City	03/11	Niagara	W, 70-72
		03/13	St. John's	L, 60-69
		03/10	Louisville	W, 62-59
1952	New York City	03/10	St. Bonaventure	L, 69-70
		03/10	Duquesne	L, 61-69
		03/08	Bowling Green State	W, 95-81
1954	New York City (fourth)	03/11	Holy Cross	L, 69-75
		03/13	Niagara	L, 65-71
		03/13	Fordham	W, 57-53
1965	New York City	03/16	Army	L, 54-58
		03/10	Purdue	L, 65-72
1982	West Lafayette, Ind.	03/18	Kansas State	L, 74-85
2005	Bowling Green, Ky. Wichita, Kan.	03/16	Kent State	W, 88-80 (ot)
		03/19	Wichita State	L, 81-84
2006	Columbia, S.C.	03/15	South Carolina	L, 55-74
2018	Bowling Green, Ky. Los Angeles, Calif. Stillwater, Okla. New York City (semifinals)	03/13	Boston College	W, 79-62
		03/19	USC	W, 79-75
		03/21	Oklahoma State	W, 92-84
		03/27	Utah	L, 64-69

Fans welcomed back E.A. Diddle and the 1941-42 Hilltoppers after their NIT runner-up showing at Madison Square Garden in New York City.





UNIVERSITY

WKU is engaged in internationally acclaimed, student-centered applied research academic programs. The WKU experience occurs on several unique campus environments and through an overarching spirit which attracts an intellectually exciting and diverse family of the nation's best students.

WKU provides students of all backgrounds with rigorous academic programs in education, the liberal arts and sciences, the health sciences and business, with emphasis at the baccalaureate and masters levels, complemented by relevant associate and doctoral level programs. The University places a premium on student learning; it is committed to ensuring value in a holistic learning experience through high standards for student achievement and conduct, a strong faculty, technological innovation, personalized attention, broad access and public accountability for actions and outcomes. Each year, WKU students earn prestigious academic scholarships and national recognitions. Some of these recognitions include the Harry S. Truman Scholar, Thomas R. Pickering Foreign Affairs Fellowship, Charles B. Rangel Scholars, Fulbright U.S. Student Program, Critical Language Scholarship, David M. Boren Scholarship and National Science Foundation Graduate Research Fellowship.

Out-of-the-classroom and study abroad experiences enhance learning, promote diversity and contribute to the success of students.

A place where all students can succeed, WKU is the home of the Gatton Academy for Mathematics and Science for exceptional Kentucky high school juniors and seniors. The Academy was named the number one high school in the U.S. in 2012, 2013 and 2014 by *Newsweek* and *The Daily Beast*. WKU is proud to have Kentucky's first independent Honors College. WKU honors students enjoy an intimate scholarly environment on a vibrant campus and are encouraged to become involved in community service, applied research and study abroad.

WKU MISSION STATEMENT

Western Kentucky University (WKU) prepares students of all backgrounds to be productive, engaged and socially responsible citizen-leaders of a global society. The University provides research, service and lifelong learning opportunities for its students, faculty and other constituents. WKU enriches the quality of life for those within its reach.



HERE'S THE GIST

Located 60 miles north of Nashville and 110 miles south of Louisville off Interstate 65, Bowling Green is the third-most populous city in the state of Kentucky after Louisville and Lexington. As of 2013, the population for Bowling Green sits at 61,488 with 118,370 in the surrounding Warren County area.

Significant companies in Bowling Green include the *GM Corvette Assembly Plant*, *Fruit of the Loom/Russell Athletics*, *Houchens Industries*, *Holley Performance Products* and *Camping World*.

BRIEF HISTORY

Warren County consists of 546 square miles and was named for General Joseph Warren, a hero of the famous American Revolution Battle of Bunker Hill. The area was first settled in 1785 when Andrew McFadin built McFadin's Station on Barren River. Shortly afterward, another explorer, Robert Moore, paused for a few days at the station before deciding to build in the area. Brothers George and Robert Moore may not have realized how forward looking they were when they selected a site on the Barren River in south central Kentucky for a new settlement in 1796.

At the first county commissioners meeting in early 1798, the pioneers decided that the new town would be "called and known by the name of Bolin Green." This name was after the Bowling Green Square in New York City, where patriots had pulled down a statue of King George III and used the lead to make bullets during the American Revolution.

In laying out the town, the Moore's designed two acres for the construction of public buildings. Those same two acres today make up Fountain Square Park in the heart of downtown. This is symbolic of the city of Bowling Green whose central location allowed it quickly to become a major agricultural community and river port, and later, an important commercial and educational center. Today, Bowling Green is a regional entertainment hub for more than 250,000 people in 11 surrounding counties.

NOTEWORTHY

We're humbled and honored to have been:

- Named one of the 15 Most Underrated American Cities Worth a Visit by Reader's Digest in 2018
- Named a "Top 10 Best College Town" by *Livability.com* in 2015
- Named a Top 10 All-American City in World's Best Cities by *National Geographic* in 2014
- Named one of the 25 Coolest Places to Visit with Kids by *USA Today*
- Named one of 8 Underrated U.S. Destinations to Visit by *Business Insider*
- Named a Dozen Distinctive Destination in 2006 by the National Trust for Historic Preservation
- Selected as an All-America City Finalist in 2010 by the National Civic League
- Chosen as a Top Ten Great Public Space (Downtown Fountain Square) in 2010 by the American Planning Association
- Tabbed as one of the Fifty Best Adventure Towns in the country by *National Geographic Adventure* magazine - 2007 '50 Best Places to Live and Play' issue
- Named by *SportsEvents Magazine* as a "Destination to Watch" in 2011 and recipient of a 2012 Readers' Choice Award based on our high standard of professionalism and quality service in hosting events
- Ranked 3rd in the Nation among metropolitan areas with populations less than 200,000 for its number of industry expansions and locations in 2010 by *Site Selection Magazine*
- *Forbes* magazine ranked Bowling Green 5th on its list of Best Small Places for Businesses and Careers in 2011



GENERAL

HILITOPPERS

2018-19 REVIEW

HISTORY

UNIVERSITY

OPPONENTS



DR. TIMOTHY C. CABONI

UNIVERSITY PRESIDENT

THIRD YEAR AT WKU | LSU '92

Timothy C. Caboni, a 1994 Western Kentucky University graduate, became WKU's 10th president on July 1, 2017. Caboni is leading a comprehensive strategic planning process to serve as a roadmap for WKU's next decade of growth. Of particular importance is renewing WKU's mission of advancing the City of Bowling Green, the Commonwealth of Kentucky and the world by inspiring innovation, elevating communities and transforming lives.

In June 2019, Caboni was elected to the Conference USA Board of Director's Executive Committee at the league's summer meetings. The presidents of each of the league's member schools serve on the league's Board of Directors, and members of the Executive Committee help set league policy for C-USA.

President Caboni, who holds a Ph.D. in higher education leadership and policy from Vanderbilt University, served as the vice chancellor for Public Affairs at the University of Kansas for six years. Prior to that he was associate dean of the Peabody College of Education & Human Development at Vanderbilt University in Nashville, Tenn.

At KU, Caboni led public affairs for KU's four campuses and the KU Medical Center. He served as the principal spokesman and coordinated the communication activities of the University with those of the KU Alumni Association, KU Endowment and Kansas Athletics, Inc. Caboni oversaw the communications, marketing and advocacy efforts of the University and coordinated KU's legislative agenda at all government levels, championing issues that include research funding, higher education policy and health care. He also was responsible for the operations of Kansas Public Radio and was associate professor of educational leadership and policy in the School of Education.

Caboni was an active member of the Lawrence, Kan., community, serving on the board of the Lawrence Chamber of Commerce and the Joint Economic Development Commission of Lawrence and Douglas County as well as the boards of the Lawrence Art Center and the Lied Center for the Performing Arts.

As associate dean at Vanderbilt, Caboni oversaw the Peabody College's 21 professional graduate degree programs and graduate and professional financial aid for the college, and he led outreach, partnership and program development efforts for the college as well as communications and admissions. His leadership contributed to the school's rising to No. 1 in the U.S. News & World Report rankings of graduate schools of education for three consecutive years.

President Caboni is a native of New Orleans, La., and received a bachelor's degree in speech communication and rhetoric from Louisiana State University. He earned a master's degree in corporate and organizational communication from WKU. His higher education professional experience includes alumni relations, fundraising, prospect research, teaching, academic administration, communications, marketing and government relations. He has published nearly 30 articles and one book. His current research is focused on use of data-based decision-making in higher education fundraising.

President Caboni is married to Kacy Schmidt Caboni, who was director of development and team leader for the School of Business with the Kansas University Endowment. She was instrumental in the construction of Capitol Federal Hall, the new home of the KU business school, funded entirely through private philanthropy. In addition to serving as WKU's First Lady, Kacy Caboni is director of principal gifts and special initiatives in the WKU Division of Philanthropy and Alumni Engagement.



TODD STEWART

DIRECTOR OF ATHLETICS

12TH YEAR AT WKU - 8TH YEAR AS AD | MIAMI (OHIO) '88

Operating with a fast break mentality from the day he was hired, Todd Stewart's tenure as WKU's Director of Athletics has been marked by consistent success for the Hilltoppers on the field of play, in the classroom, and in the community. In his seven years at the helm, 686 student-athletes have obtained their degrees, WKU has captured 37 total conference championships, and the athletic department staff, coaches and players annually devote over 3,000 hours of community service. Stewart, who has made 13 head coaching hires during his tenure, also played an instrumental role in elevating WKU's athletic programs to Conference USA on July 1, 2014, and transitioning all WKU athletic teams to Nike for all apparel on July 1, 2017.

In the NCAA's most recent Academic Progress Report, every Hilltopper and Lady Topper program exceeded the NCAA's mandated 930 APR minimum with 11 programs (out of 14) surpassing the threshold by 40 points or more. Each Hilltopper program has also benefited from recent facility enhancements, including the 2018-19 addition of high-definition video boards to Diddle Arena and Houchens-Smith Stadium totaling \$2.5 million.

The depth of WKU's success makes the Hilltoppers one of the nation's most successful all-around athletics programs, as the 37 conference championships during his tenure have been won by 12 different sport programs. Additionally, WKU led Conference USA in total championships each of the program's first three years in the league, and WKU's 25 league titles since 2014-15 are more than any other league member.

This includes consecutive Conference USA championships for football in 2015 and 2016, a period in which the program posted back-to-back seasons of more than 10 wins for the first time in the program's 100-year history. In 2016, WKU posted an 11-3 record which included the school's third consecutive bowl win, a 51-31 victory over Memphis in the Boca Raton Bowl. WKU was one of only nine programs in the nation with a bowl win during the three year period of 2014-16. WKU also had 20 former players in NFL camps in the spring of 2017. Volleyball, women's basketball and men's outdoor track also captured Conference USA titles during the 2016-17 season.

The 2018-19 men's basketball team defeated Wisconsin, Arkansas and West Virginia, giving the program seven wins over programs from the Power 5 conferences over the last two years. WKU's per game attendance average of 5,809 was the highest for the program since Diddle Arena was renovated in 2003. The 2017-18 men's basketball team reached the NIT Final Four for the first time since 1952 and posted a 27-11 record, the 9th highest win total in the program's history. WKU also posted wins over members of the ACC (Boston College), Big 10 (Purdue), Big 12 (Oklahoma State) and Pac 12 (Southern Cal) in the same season for the first time in program history.

During the 2017-18 season, WKU Volleyball finished its regular season with a 31-4 overall record, captured Conference USA regular season and tournament titles for the fourth consecutive season, and reached the NCAA Tournament for the seventh time in the last eight seasons punctuated with a 3-0 sweep of Notre Dame to advance to the Round of 32. Women's basketball advanced to the NCAA Tournament for the fourth time in the last five seasons and posted 24 wins, marking only the second time in program history the Lady Toppers have posted five consecutive seasons of 24-plus wins. The Lady Toppers current seven consecutive seasons with 20-plus wins ties for the longest streak in program history.

These accomplishments are even more notable when coupled with WKU's outstanding academic achievements. In the spring 2017 semester, that growth was more than evident as the cumulative semester GPA for all student-athletes was a 3.10, 65 percent had a semester GPA greater than 3.0, and the cumulative GPA of all WKU student-athletes was a 3.06. All of these marks represented the highest totals in the history of WKU Athletics.

The 2015 football program had perhaps the best season in school history. WKU tied the school record for single-season wins (12), defeated South Florida in the Miami Beach Bowl for the program's second consecutive bowl victory, and finished the season ranked No. 24 nationally by the Associated Press.

In the Hilltoppers inaugural season in Conference USA in 2014-15, 104 student-athletes graduated and WKU became the first school in the league's 20-year history to win eight

conference championships and a bowl game in the same season. A total of 56 WKU athletes received the 2015 C-USA Commissioner's Academic Medal for having a grade point average of 3.75 or higher, the most of any school in the league. WKU also had a league-high 55 athletes earn Player of the Week honors.

In its final year in the Sun Belt Conference in 2013-14, WKU won the league's all-sports championship for the sixth overall time but first since 2008. WKU's volleyball, soccer and women's indoor and outdoor track teams captured Sun Belt Conference regular season championships while the men's swimming and diving team won the Conference USA Invitational. WKU's men's outdoor track program finished tied for 18th in the nation, the highest national team finish for any WKU program since men's basketball reached the Sweet 16 in 2008.

Stewart's first full-year as Director of Athletics in 2012-13 coincided with WKU's first-ever FBS bowl bid, an at-large appearance in the 2012 Little Caesars Pizza Bowl. Men's basketball became the first team in NCAA history to win their conference tournament two consecutive years by winning four games in four days each time. Softball and volleyball both posted the first NCAA tournament wins in program history, two by softball and one by volleyball at the tail end of a 33-4 season.

A member of WKU's senior athletic staff since 2008 and 31-year veteran of collegiate and professional sports, Stewart was named WKU's Director of Athletics on May 9, 2012, after serving in the role on an interim basis since March 22.

Stewart joined WKU in June of 2008 after a 40-month stint as Associate Commissioner for Communications for the Sun Belt Conference, where he and his staff were responsible for internal and external communications for all Sun Belt

Conference publicity.

Prior to joining the SBC, Stewart worked in the National Football League for 15 years. He was hired by the Cleveland Browns as Executive Director of Communications and Media Relations in 1999, helping to create the franchise's communications/media relations department as it reentered the league as an expansion team. Stewart assisted the NFL's public relations staff at Super Bowl XXXVI in New Orleans and was the AFC public relations representative at the 2000 Pro Bowl in Hawaii while with the Browns. He also served on the NFL's Media Policies Committee.

Prior to joining the Browns, Stewart was the Assistant Director of Public Relations for the Indianapolis Colts from 1991-99, where he helped direct activities between the organization, community and media. While with Indianapolis, he worked on the NFL's public relations staff at Super Bowl XXVIII in Los Angeles and at three consecutive AFC Championship Games (1997-99). The Colts' public relations staff was presented the 1996 Pete Rozelle Award, an annual honor bestowed to the NFL's top PR staff as voted by the Pro Football Writers of America.

Stewart, 53, received his bachelor's degree in communications from Miami (Ohio) in 1988, where he twice received the Miami University Parents' Council Student Achievement Award for outstanding service to the university. He worked as a graduate assistant in the sports information department at the University of Tennessee from 1988-90. Stewart currently serves on the Board of Directors for the United Way of Southern Kentucky and is also a member of the Bowling Green Rotary.

A native of Cincinnati, Ohio, Stewart and his wife, Rebecca, have one son, Blake.


SENIOR ATHLETIC STAFF



Craig Biggs
Associate Athletic Director,
Facilities and Administration



Jim Clark
Associate Athletic
Director, Development



Mike Gaddie
Associate Athletic Director, Sports
Medicine/Athletic Training



Zach Greenwell
Associate Athletic Director,
Communications



Gina Knutson
Associate Athletic Director,
Senior Women's Administrator



Randy Magill
Associate Athletic Director,
Chief Financial Officer



John McCammon
Associate Athletic Director,
Compliance and Student Affairs



Matt Morrison
Associate Athletic Director,
Marketing and Ticket Sales

CAROL AND DENNY WEDGE STUDENT-ATHLETE SUCCESS CENTER

The Carol and Denny Wedge Student Athlete Success Center opened in January of 2009. SASC is a 10,000 square foot academic complex located in Houchens Smith Stadium and houses the academic advising staff, a computer laboratory and a large study area designated solely for use by student-athletes. The Student Athlete Success Center is also equipped with conference rooms and several private study rooms for WKU student-athletes to meet with athletic tutors on a one-to-one basis or work on class projects.

The mission of the Student Athlete Success Center is to help student-athletes have the most positive educational and personal experience possible at WKU. The SASC advisement staff has over 50 years of combined experience and strives to be the resource hub for WKU student-athletes to obtain success academically and in life after sports.

GOALS OF THE ACADEMIC PROGRAM

- To ensure compliance with WKU and NCAA academic requirements
- To provide academic support services, which will assist student-athletes in achieving academic success with tutorial assistance and proper course selection
- To offer educational workshops focusing on career and personal development
- To assist student-athletes in determining career goals and interests
- To exceed general student population semester and cumulative grade point average
- To exceed general student population graduation rate
- To achieve a minimum Academic Progress Rate (APR) of 930 for all sports



ACADEMIC ADVISING STAFF



JaShard Justice
Assistant Athletic Director



Tanner Siewert
Assistant Director



Dixie Mahurin
Academic Coordinator



Emmalee Richeson
Academic Coordinator



Dianna Marshall
Academic Advisor

CONFERENCE LEADERS IN ACADEMICS

Academic achievement is a high priority on The Hill, and in WKU's five seasons as members of C-USA, a total of 242 WKU student-athletes earned the Conference USA Commissioner's Academic Medal, including 51 from C-USA-sponsored sports in 2018-19, for having a cumulative grade point average of 3.75 or better.

A total of 798 WKU student-athletes over that span, over half of its total number, earned Commissioner's Honor Roll recognition from Conference USA for maintaining a cumulative grade point average of 3.0 or better.

WKU has also seen 2,738 student-athletes honored by the conference office since 2004-05.

Academic success is not confined to just one sport, but a major emphasis across all of them. WKU is one of seven C-USA member schools to have 11 programs post 970 or higher scores in the 2017-18 APR report, highlighted by three programs (volleyball, women's golf, women's tennis) who posted perfect 1,000 APR scores.

HILLTOPPERS WITH HEART

Hilltoppers with Heart is WKU's community service initiative, designed to give WKU student-athletes, coaches and staff the unique opportunity to make an impact in the community by volunteering their time and talent with numerous organizations.

WKU Athletics has a commitment to growing sports in the Bowling Green community and the ability to demonstrate leadership in social responsibility. In 2018-19, the Hilltoppers combined to contribute over 3,000 hours of community service to Bowling Green and its surrounding areas.

Current WKU senior guard/forward Jared Savage walks the line at graduation in May 2019.

GENERAL

HILLTOPPERS

2018-19 REVIEW

HISTORY

UNIVERSITY

OPPONENTS



BIG RED

THE SPIRIT OF WESTERN

Big Red, Western Kentucky University's athletic mascot, was born in the fall of 1979 and celebrates its birthday on Dec. 1. Big Red can be best described as the Spirit of Western!

The huge, furry, lovable creature was originally designed and built by WKU student Ralph Carey, ('80 WKU graduate), of Cincinnati, and made its debut during the Hilltoppers' 1979-80 basketball season. Big Red has become a big hit with fans of all ages throughout the state and the nation. Big Red's signature moves are the belly slide and belly shake.

Big Red is an eight-time participant in the Capital One Mascot Challenge and, in 2012, Big Red was named the first member of the Capital One Mascot Hall of Fame.

Prior to the 2013 season, *Sports Illustrated* rated Big Red as the number nine mascot in college football. Of course, on The Hill, we all think Big Red is No. 1.

The ultimate fan and supporter of all WKU's intercollegiate sports, Big Red won the "Key to Spirit" award, the highest honor presented to team mascots at the time, at the Universal Cheerleading Association competition in 1980, 1981 and again in 1983.

In the spring of 1990, Big Red reached the "Final Four" of the UCA's second annual national championship event in San Antonio, Texas, taking third-place honors. Then, in the spring of 1996, Big Red reached the "Final Four" of ESPN SportZone's "Battle of the Mascots" in public balloting on the Internet.

Big Red was the centerpiece of ESPN's promotion of the 25,000th Sports Center, airing in August 2002.

In 2005, Big Red placed second at the Universal Cheerleader Association's Summer Camp in Knoxville, Tenn. Also in 2005, Big Red was voted the favorite mascot (of participating schools) at the NCAA Mascot Mania celebration in Indianapolis, Ind.





CONFERENCE USA





CONFERENCE USA CELEBRATES 25 SEASONS

The 2019-20 academic year holds special meaning for Conference USA as the league embarks on a celebration of its 25th season. A reflection on a quarter-century of excellence in athletics, academics, community impact, and a commanding presence at the forefront of innovative initiatives all culminate in the conference's 25th anniversary on July 1, 2020. A league rich in history and tradition, C-USA has prided itself on upholding unwavering standards of success and integrity throughout the ever-changing landscape of collegiate athletics.

In conjunction with the year-long commemoration, C-USA announced its inaugural Hall of Fame class, highlighting 25 distinguished student-athletes, coaches and administrators who decorated the league's history and drove it to unprecedented heights. The names and faces of these C-USA legends, along with their storied careers, will be spotlighted throughout the 2019-20 academic year at conference championships and events.

And to bring to life the grandeur of this quarter-century milestone, the league also unveiled a special edition of the C-USA logo and its signature stark with a silver metallic finish to represent its 25th anniversary and the magnitude of its illustrious history.

C-USA hopes you will join in the celebration of those who laid the foundation, built the legacy and watched it expand, whether that be in competition, in the classroom, in the community or behind the scenes.

To the C-USA family – to its members, student-athletes, fans and supporters – welcome to the 25th season.

BUILDING THE NEXT GENERATION OF GREAT COLLEGE PROGRAMS

Conference USA continues to compete and promote the success of its student-athletes. The league has adapted to the ever-changing landscape of collegiate athletics in its 25-year history, but the commitment to excellence, integrity, leadership and its student athletes in competition, academics and community is unwavering.

Conference USA enjoys a far-reaching fan base with its 14 members: Charlotte, FIU, Florida Atlantic, Louisiana Tech, Marshall, Middle Tennessee, North Texas, Old Dominion, Rice, Southern Miss, UAB, UTEP, UTSA and WKU.

Debuting in 1995, Conference USA teams have combined for 106 bowl appearances in football, 108 NCAA Tournament appearances in basketball, including three Final Fours, 73 NCAA baseball appearances including six College World Series berths, 92 NCAA soccer tournament appearances including four trips to the College Cup, and 40 individual national champions in track and field and cross country.

Success is not limited to athletic achievement as more than 237 Conference USA student-athletes have garnered Academic All-America honors, and more than 794 have achieved academic all-district laurels and thousands of student-athletes have earned a college degree.

Conference USA sponsors competition in 19 sports – nine for men (baseball, basketball, cross country, football, golf, soccer, tennis, and indoor and outdoor track and field) and 10 for women (basketball, cross country, golf, soccer, softball, swimming and diving, tennis, indoor and outdoor track and field and volleyball).

The league promotes the scholar-athlete ideal, honoring

outstanding academic achievement with numerous conference-sponsored awards, including the Commissioner's Honor Roll and the Commissioner's Academic Medal as well as sport-specific All-Academic teams.

C-USA annually awards postgraduate scholarships, along with the Sport Academic Awards, Scholar-Athletes of the Year and the Institutional Academic Excellence Award. Additionally, Conference USA presents a Spirit of Service Award three times each year, recognizing student-athletes who excel on the field, in the classroom and give back to the community through significant service efforts and participation.

The conference's footprint is concentrated with 14 members in 10 states and a combined area population of more than 30 million. With a commitment to community involvement, the conference developed several initiatives to maintain strong ties in C-USA cities, as well as with fans and alumni across the country. C-USA schools also place a priority on giving back to their communities through volunteer service with local and national organizations. Individually, student-athletes are recognized each season through the Spirit of Service award.

SUCCESS ON THE PLAYING FIELD

Conference USA performers have achieved great success in competition, placing the league among the top conferences in the nation.

Football

- 106 teams have earned bowl bids
- Eligible for the College Football Playoff
- Conference USA has six bowl affiliations for the 2019 season, as well as an additional secondary agreement. The Bad Boy Mowers Gasparilla (Tampa Bay), Cheribundi Boca Raton, New Mexico, R+L Carriers New Orleans, ServPro First Responder and either the SoFi Hawaii or DXL Frisco bowl are the primary tie-ins, along with the Walk-On's Independence Bowl in Shreveport, La.

Men's Basketball

- 137 postseason teams (56 NCAA, 50 NIT, 15 CBI, 14 CIT, 2 LV16)
- One National Championship title game appearance
- Three Final Four teams
- Seven Elite Eight NCAA Tournament teams
- One NIT Champion and five NIT semifinalists
- Two CBI Champions
- One CIT Championship
- Inaugural Las Vegas 16 Champion

Women's Basketball

- 54 NCAA Tournament appearances
- 68 WNIT appearances
- One Sweet 16 NCAA Tournament team
- Three WNIT semifinalists
- Two WBI Champions

Baseball

- 73 NCAA appearances
- Six College World Series appearances (2009, 2008, 2007, 2006, 2005 and 2001)
- 14 Super Regional appearances
- Has produced at least four NCAA teams in 10 of the past 15 seasons

In addition to the numerous NCAA Tournament berths, C-USA has sent three softball teams to the Women's College World Series and three volleyball teams to the NCAA Sweet 16. The league has also had 40 national champions in NCAA track and field competition, one national champion in diving and numerous NCAA individual and team competitors in cross country, golf, swimming, tennis and track and field. Overall, Conference USA teams and individuals have made more than 2,000 NCAA appearances.

SUCCESS OFF THE FIELD

C-USA institutions are among the nation's best in academic performance of student-athletes, bolstered by the fact that student-athletes at league schools have a higher graduation rate than the general student population. Among C-USA's 5,000 student-athletes, there are champions off the playing field as well. In 23 years, more than 37,000 student-athletes have been named to the Commissioner's Honor Roll or received the Commissioner's Academic Medal, indicative of outstanding achievement in the classroom. Honor Roll is awarded to student-athletes in Conference sponsored sports that have achieved a 3.0 cumulative GPA or above, while Academic Medal recipients have achieved a 3.75 cumulative GPA or above.

C-USA ON TV

C-USA enjoys significant exposure through various multimedia partners. Partnerships include CBS Sports Network, Stadium, ESPN and Facebook. The multi-tiered selection process that is rooted in partnering with all entities has substantially increased the number of national, regional and digital appearances for football, men's and women's basketball, and several other conference Olympic sports.

C-USA membership includes 10 institutions in the Top 75 television markets, seven in the Top 40 media markets and five in the Top 25 according to SNL Kagan. C-USA home markets include more than 13 million TV households with a total population of more than 30 million people.

C-USA IN THE COMMUNITY

Conference USA values the performances of its student-athletes on and off the playing field. The league also places an emphasis on cultivating relationships in C-USA member communities through volunteer service and has implemented several initiatives designed to maintain strong ties within our communities, as well as with fans and alumni across the country. Individually, student-athletes are recognized each season through the Spirit of Service award.

GOVERNANCE

Conference USA has significant representation in the NCAA governance structure. The presidents of the member institutions serve as the league's Board of Directors.



For the third straight season, the 2020 Conference USA Men's and Women's Basketball Championships will be hosted at Ford Center at The Star in Frisco, Texas, in partnership with the University of North Texas, the Dallas Cowboys and Visit Frisco.

The championship tournaments are scheduled for Wednesday, March 11 through Saturday, March 14, with all 22 games – 11 men's and 11 women's games – being held at The Star. The conference champions receive an automatic bid to the NCAA Championship.

Conference USA Commissioner Judy MacLeod announced in March the renewal of the 2020 and 2021 basketball championships at Ford Center, as voted on by the league's Athletics Directors and Presidents/Chancellors.

"We are thrilled to return to Frisco," MacLeod said. "Last year's event was very successful, and we made it a priority to build on that foundation and continue our relationship with the Dallas Cowboys. Jerry Jones, Jr. and his team have been outstanding throughout the entire process."

Frisco is the eighth location to host the C-USA Men's Basketball Championship and the 13th host city for the C-USA Women's Basketball Championship. C-USA previously hosted two women's basketball tournaments within the Metroplex area as the 2006 C-USA Championship was held at SMU's Moody Coliseum in Dallas and the 2004 C-USA Championship was in Fort Worth at TCU's Daniel-Meyer Coliseum.

MEN'S BASKETBALL CHAMPIONSHIP HISTORY

Year	Site	Champion
2019	Frisco, Texas	Old Dominion
2018	Frisco, Texas	Marshall
2017	Birmingham, Ala.	Middle Tennessee
2016	Birmingham, Ala.	Middle Tennessee
2015	Birmingham, Ala.	UAB
2014	El Paso, Texas	Tulsa
2013	Tulsa, Okla.	Memphis
2012	Memphis, Tenn.	Memphis
2011	El Paso, Texas	Memphis
2010	Tulsa, Okla.	Houston
2009	Memphis, Tenn.	Memphis
2008	Memphis, Tenn.	Memphis
2007	Memphis, Tenn.	Memphis
2006	Memphis, Tenn.	Memphis
2005	Memphis, Tenn.	Louisville
2004	Cincinnati, Ohio	Cincinnati
2003	Louisville, Ky.	Louisville
2002	Cincinnati, Ohio	Cincinnati
2001	Louisville, Ky.	Charlotte
2000	Memphis, Tenn.	Saint Louis
1999	Birmingham, Ala.	Charlotte
1998	Cincinnati, Ohio	Cincinnati
1997	St. Louis, Mo.	Marquette
1996	Memphis, Tenn.	Cincinnati



The Dallas Cowboys' facility, the Ford Center at The Star, will once again host the 2020 Conference USA Men's Basketball Championship in Frisco, Texas.



2018-19 STANDINGS

Team	----- Conference -----				----- All Games -----			
	W-L	Pct.	PF	PA	W-L	Pct.	PF	PA
Old Dominion	13-5	.722	67.1	64.6	26-9	.743	65.7	60.9
WKU	11-7	.611	71.1	68.0	20-14	.588	71.4	69.3
Southern Miss.....	11-7	.611	71.8	67.2	20-13	.606	72.5	65.4
UTSA.....	11-7	.611	79.5	74.9	17-15	.531	77.5	75.2
Marshall.....	11-7	.611	80.2	82.4	23-14	.622	80.5	80.5
FIU.....	10-8	.556	76.3	78.7	20-14	.588	82.3	80.4
UAB.....	10-8	.556	69.9	67.3	20-15	.571	70.6	67.7
Louisiana Tech	9-9	.500	68.0	66.2	20-13	.606	72.3	67.7
North Texas.....	8-10	.444	65.7	65.3	21-12	.636	69.8	62.9
Florida Atlantic.....	8-10	.444	68.1	67.6	17-16	.515	70.4	68.0
Rice.....	8-10	.444	73.8	75.8	13-19	.406	74.0	77.5
Middle Tennessee.....	8-10	.444	68.6	69.8	11-21	.344	66.9	72.3
Charlotte.....	5-13	.278	63.2	69.1	8-21	.276	61.2	68.7
UTEP.....	3-15	.167	61.1	68.8	8-21	.276	64.1	69.0

2018-19 POSTSEASON

NCAA Tournament

First Round (Hartford, Conn.)

(3) Purdue 61, (14) **Old Dominion 48**

College Basketball Invitational (CBI)

First Round

Longwood 90, **Southern Miss 68**

Brown 83, **UAB 78**

CollegeInsider.com Postseason Tournament

First Round

Marshall 78, IUPUI 73

Charleston Southern 68, **Florida Atlantic 66**

FIU 87, Texas State 81

Second Round

Green Bay 98, **FIU 68**

Quarterfinals

Marshall 83, Presbyterian 66

Semifinals

Marshall 80, Hampton 78

Championship

Marshall 90, Green Bay 70

2018-19 C-USA SUPERLATIVE AWARDS

PLAYER OF THE YEAR

B.J. Stith,
Old Dominion, Sr., G

FRESHMAN OF THE YEAR

Charles Bassey, WKU Fr., C

CO-SIXTH PLAYERS OF THE YEAR

LaDavius Draine
Southern Miss, So., G
Xavian Stapleton, Sr., FAU, G

DEFENSIVE PLAYER OF THE YEAR

Charles Bassey, WKU Fr., C

NEWCOMER OF THE YEAR

Antonio Green
Middle Tennessee, R-Jr., G

COACH OF THE YEAR

Jeff Jones, Old Dominion

2018-19 ALL-CONFERENCE USA TEAMS

2018-19 ALL-CONFERENCE USA FIRST TEAM

Jon Elmore, Marshall, Sr., G
Ahmad Caver, Old Dominion, Sr., G
B.J. Stith, Old Dominion, Sr., G
Jhivvan Jackson, UTSA, So., G
Charles Bassey, WKU, Fr., C

2018-19 ALL-CONFERENCE USA SECOND TEAM

Jon Davis, Charlotte, Sr., G
Brian Beard Sr., FIU, Jr., G
Cortez Edwards, Southern Miss, Sr., G
Tyree Griffin, Southern Miss, R-Sr., G
Keaton Wallace, UTSA, So., G

2018-19 ALL-CONFERENCE USA THIRD TEAM

Anthony Adger, Florida Atlantic, Sr., G
C.J. Burks, Marshall, Jr., G
Antonio Green, Middle Tennessee, R-Jr., G
Ryan Woolridge, North Texas, Jr., G
Zack Bryant, UAB, So., G
Taveion Hollingsworth, WKU, So., G

2018-19 CONFERENCE USA ALL-FRESHMAN TEAM

Taevious Kinsey, Marshall, Fr., G
Umoja Gibson, North Texas, R-Fr., G
Chris Mullins, Rice, Fr., G
Efe Odigie, UTEP, Fr., F
Charles Bassey, WKU, Fr., C

2018-19 CONFERENCE USA ALL-DEFENSIVE TEAM

Brian Beard Sr., FIU, Jr., G
Osasumwen Osaghae, FIU, Jr., F
Xavier Green, Old Dominion, So., G
Cortez Edwards, Southern Miss, Sr., G
Charles Bassey, WKU, Fr., C

2018-19 TEAM STATISTICS

Scoring Offense	G	W-L	Pts.	Avg./Gm.
1. FIU	34	20-14	2,798	82.3
2. Marshall	37	23-14	2,978	80.5
3. UTSA	32	17-15	2,481	77.5
4. Rice.....	32	13-19	2,367	74.0
5. Southern Miss	33	20-13	2,394	72.5
7. WKU.....	34	20-14	2,429	71.4

Scoring Defense	G	W-L	Pts.	Avg./Gm.
1. Old Dominion.....	35	26-9	2,130	60.9
2. North Texas	33	21-12	2,077	62.9
3. Southern Miss	33	20-13	2,158	65.4
4. UAB.....	35	20-15	2,370	67.7
5. Louisiana Tech.....	33	20-13	2,235	67.7
9. WKU.....	34	20-14	2,355	69.3

Field Goal Percentage	G	FG	FGA	Pct.
1. Southern Miss	33	899	1,929	.466
2. UAB.....	35	906	2,003	.452
3. WKU.....	34	853	1,910	.447
4. Marshall	37	1,047	2,367	.442
5. FIU	34	986	2,239	.440

Free Throw Percentage	G	FT	FTA	Pct.
1. Florida Atlantic.....	33	414	551	.751
2. Charlotte	29	389	524	.742
3. UTSA	32	395	536	.737
4. WKU.....	34	524	724	.724
5. Marshall	37	522	723	.722

3-Point Percentage	G	3FG	3FGA	Pct.
1. Southern Miss	33	275	712	.386
2. Old Dominion.....	35	264	756	.349
3. Rice.....	32	277	797	.348
4. UTSA	32	294	855	.344
5. Marshall	37	362	1,058	.342
9. WKU.....	34	199	608	.327

Rebounding	G	Reb.	Avg./Gm.
1. Florida Atlantic.....	33	1,295	39.2
2. Old Dominion.....	35	1,365	39.0
3. Middle Tennessee	32	1,228	38.4
4. Rice.....	32	1,224	38.2
5. UTSA	32	1,216	38.0
7. WKU.....	34	1,255	36.9

Assist/Turnover Ratio	G	Avg.A	Avg.TO	Ratio
1. Southern Miss	33	16.8	10.5	1.6
2. Marshall	35	14.2	12.2	1.2
3. Louisiana Tech.....	33	13.3	11.7	1.1
4. Old Dominion.....	35	12.5	11.7	1.1
5. UTSA	32	13.1	12.6	1.0
10. WKU.....	33	12.3	13.7	0.9

2018-19 INDIVIDUAL STATISTICS

Scoring	CL	G	Pts.	Avg./Gm.
1. Jhivvan Jackson (UTSA)	SO	29	663	22.9
2. Jon Davis (CHAR).....	SR	29	630	21.7
3. Jon Elmore (MAR).....	SR	37	750	20.3
4. Keaton Wallace (UTSA).....	SO	32	646	20.2
5. Antonio Green (MT)	JR	32	573	17.9
14. Charles Bassey (WKU)..	FR	34	495	14.6

Rebounding	CL	G	Reb.	Avg./Gm.
1. Efe Odigie (UTEF)	FR	25	252	10.1
2. Charles Bassey (WKU).....	FR	34	340	10.0
3. O. Osaghae (FIU).....	JR	31	263	8.5
4. L. Harper-Baker (USM)	JR	31	247	8.0
5. Jack Williams (RICE)	SR	32	249	7.8

Field Goal Percentage	CL	G	FG-A	Pct.
1. Charles Bassey (WKU).....	FR	34	188-300	.627
2. Zachary Simmons (UNT)	SO	33	138-224	.616
3. Q. Millora-Brown (RICE).....	FR	32	101-169	.598
4. O. Osaghae (FIU).....	JR	31	100-168	.595
5. Taevion Kinsey (MAR)	FR	37	152-259	.587

Free Throw Percentage.....	CL	G	FT-A	Pct.
1. Ako Adams (RICE).....	JR	32	67-74	.905
2. Antonio Green (MT)	JR	32	76-87	.874
3. Keaton Wallace (UTSA).....	SO	32	95-111	.856
4. Jon Davis (CHAR).....	SR	29	175-205	.854
5. B.J. Stith (ODU)	SR	35	100-118	.847
8. Jared Savage (WKU)	JR	34	81-99	.818

3-Point Percentage	CL	G	3FG-A	Pct.
1. LaDavius Draine (USM)	SO	33	78-168	.464
2. Kevin Holland (USM).....	SR	33	42-95	.442
3. Robert Martin (RICE)	JR	32	49-115	.426
4. Trey Murphy III (RICE).....	FR	32	64-152	.421
5. DJ Draper (UNT)	JR	32	34-82	.415

Assist/Turnover Ratio	CL	Assists	TO	Ratio
1. Tyree Griffin (USM)	SR	233	87	2.7
2. Ahmad Caver (ODU).....	SR	193	76	2.5
3. Cortez Edwards (USM).....	SR	113	52	2.2
4. Daquan Bracey (LT)	JR	124	67	1.9
5. Zack Bryant (UAB)	SO	134	77	1.7

Minutes Played	CL	G	Min.	Avg./Gm.
1. Ahmad Caver (ODU).....	SR	35	1,317	37.6
2. Jon Davis (CHAR).....	SR	29	1,076	37.1
3. T. Hollingsworth (WKU) ..	SO	34	1,251	36.8
4. Jon Elmore (MAR).....	SR	37	1,330	35.9
5. Jared Savage (WKU)	JR	34	1,213	35.7



OPPONENTS



KENTUCKY STATE (EXH)
THOROBREDS
11/02 | BOWLING GREEN, KY.

QUICK FACTS

Location: Frankfort, Ky.
Arena: William Exum Center (2,750)
Conference: Southern Intercollegiate Athletic Conference (SIAC)
Head Coach: Jamaal Jackson
Career Record (Seasons): N/A
At School (Seasons): 42-64 (4)
Series: WKU leads 7-0
Last Meeting: 12/29/05
2018-19 Overall Record: 13-14
2018-19 Conf. Rcd. (Finish): 11-7
Postseason: None
Lettermen Ret./Lost: 5/6
Starters Ret./Lost: 4/1

MEDIA INFO

Media Contact: Jayson Ameer Rasheed
Email: JaysonAmeer.Rasheed@kysu.edu
Web Site: ksuthorobreds.com

TENNESSEE TECH
GOLDEN EAGLES
11/05 | BOWLING GREEN, KY.

QUICK FACTS

Location: Cookeville, Tenn.
Arena: Hooper Eblen Center (7,500)
Conference: Ohio Valley
Head Coach: John Pelphrey
Career Record (Seasons): 149-122 (9)
At School (Seasons): First season
Series: WKU leads 81-20
Last Meeting: 12/30/02
2018-19 Overall Record: 8-23
2018-19 Conf. Rcd. (Finish): 4-14 (12)
Postseason: None
Lettermen Ret./Lost: 10/7
Starters Ret./Lost: 2/3

MEDIA INFO

Media Contact: Mike Lehman
Email: mlehman@tntech.edu
Web Site: ttusports.com

AUSTIN PEAY
GOVERNORS
11/09 | BOWLING GREEN, KY.

QUICK FACTS

Location: Clarksville, Tenn.
Arena: Winfield Center (7,257)
Conference: Ohio Valley
Head Coach: Matt Figger
Career Record (Seasons): 41-26 (2)
At School (Seasons): Same
Series: WKU leads 41-14
Last Meeting: 12/22/17
2018-19 Overall Record: 22-11
2018-19 Conf. Rcd. (Finish): 13-5 (4)
Postseason: None
Lettermen Ret./Lost: 4/9
Starters Ret./Lost: 2/3

MEDIA INFO

Media Contact: Brad Kirtley
Email: kirtleyb@apsu.edu
Web Site: letsgoapeay.com



EASTERN KENTUCKY
COLONELS
11/15 | RICHMOND, KY.

QUICK FACTS

Location: Richmond, Ky.
Arena: McBrayer Arena (6,500)
Conference: Ohio Valley
Head Coach: A.W. Hamilton
Career Record (Seasons): 13-18 (1)
At School (Seasons): Same
Series: WKU leads 113-44
Last Meeting: 11/29/17
2018-19 Overall Record: 13-18
2018-19 Conf. Rcd. (Finish): 6-12 (9)
Postseason: None
Lettermen Ret./Lost: 9/5
Starters Ret./Lost: 3/2

MEDIA INFO

Media Contact: Steve Fohl
Email: steve.fohl@eku.edu
Web Site: ekusports.com

BOWLING GREEN
FALCONS
11/22 | U.S. VIRGIN ISLANDS

QUICK FACTS

Location: Bowling Green, Ohio
Arena: The Stroh Center (4,387)
Conference: MAC
Head Coach: Michael Huger
Career Record (Seasons): 67-65 (5)
At School (Seasons): Same
Series: WKU leads 23-10
Last Meeting: 12/03/14
2018-19 Overall Record: 22-12
2018-19 Conf. Rcd. (Finish): 12-6 (2)
Postseason: None
Lettermen Ret./Lost: 10/4
Starters Ret./Lost: 4/1

MEDIA INFO

Media Contact: James Nahikian
Email: jnahiki@bgsu.edu
Web Site: bgsufalcons.com

LOUISVILLE
CARDINALS
11/29 | NASHVILLE, TENN.

QUICK FACTS

Location: Louisville, Ky.
Arena: KFC Yum! Center (22,000)
Conference: ACC
Head Coach: Chris Mack
Career Record (Seasons): 235-111 (10)
At School (Seasons): 20-14 (1)
Series: Louisville leads 40-39
Last Meeting: 12/19/15
2018-19 Overall Record: 20-14
2018-19 Conf. Rcd. (Finish): 10-8 (6)
Postseason: NCAA First Round
Lettermen Ret./Lost: 6/7
Starters Ret./Lost: 3/2

MEDIA INFO

Media Contact: Kenny Klein
Email: kenny@gocards.com
Web Site: gocards.com



GENERAL

HILTOPPERS

2018-19 REVIEW

HISTORY

UNIVERSITY

OPPONENTS

WRIGHT STATE
RAIDERS
12/03 | DAYTON, OHIO

QUICK FACTS

Location: Dayton, Ohio
Arena: Nutter Center (8,000)
Conference: Horizon
Head Coach: Scott Nagy
Career Record (Seasons): 476-276 (24)
At School (Seasons): 66-36 (3)
Series: WKU leads 1-0
Last Meeting: 12/02/17
2018-19 Overall Record: 21-14
2018-19 Conf. Rcd. (Finish): 13-5 (1)
Postseason: NIT First Round
Lettermen Ret./Lost: 9/6
Starters Ret./Lost: 2/3

MEDIA INFO

Media Contact: Bob Noss
Email: bob.noss@wright.edu
Web Site: wsuraiders.com

ARKANSAS
RAZORBACKS
12/07 | BOWLING GREEN, KY.

QUICK FACTS

Location: Fayetteville, Ark.
Arena: Bud Walton Arena (19,200)
Conference: SEC
Head Coach: Eric Musselman
Career Record (Seasons): 110-34 (4)
At School (Seasons): First season
Series: Arkansas leads 4-3
Last Meeting: 12/8/18
2018-19 Overall Record: 18-16
2018-19 Conf. Rcd. (Finish): 8-10 (9)
Postseason: NIT Second Round
Lettermen Ret./Lost: 8/5
Starters Ret./Lost: 4/1

MEDIA INFO

Media Contact: Mike Cawood
Email: tmcaewood@uark.edu
Web Site: arkansasrazorbacks.com

KENTUCKY WESLEYAN (EXH)
PANTHERS
12/17 | BOWLING GREEN, KY.

QUICK FACTS

Location: Owensboro, Ky.
Arena: Owensboro Sportscenter (5,000)
Conference: Great Midwest Atlantic
Head Coach: Drew Cooper
Career Record (Seasons): 104-63 (6)
At School (Seasons): 10-16 (1)
Series: WKU leads 25-9
Last Meeting: 11/03/18 (Exh.)
2018-19 Overall Record: 10-16
2018-19 Conf. Rcd. (Finish): 8-12 (9)
Postseason: None
Lettermen Ret./Lost: 12/4
Starters Ret./Lost: 5/0

MEDIA INFO

Media Contact: Liz Wacienga
Email: lwacienga@kwc.edu
Web Site: kwcpantthers.com



RHODE ISLAND
RAMS
12/21 | KINGSTON, R.I.

QUICK FACTS

Location: Kingston, R.I.
Arena: The Ryan Center (8,000)
Conference: A10
Head Coach: David Cox
Career Record (Seasons): First season
At School (Seasons): Same
Series: First meeting
Last Meeting: N/A
2018-19 Overall Record: 18-15
2018-19 Conf. Rcd. (Finish): 9-9 (8)
Postseason: None
Lettermen Ret./Lost: 9/6
Starters Ret./Lost: 5/0

MEDIA INFO

Media Contact: Shane Donaldson
Email: shane_donaldson@uri.edu
Web Site: gorhody.com

BELMONT
BRUINS
12/28 | BOWLING GREEN, KY.

QUICK FACTS

Location: Nashville, Tenn.
Arena: Curb Event Center (5,000)
Conference: Ohio Valley
Head Coach: Casey Alexander
Career Record (Seasons): 137-120 (8)
At School (Seasons): First season
Series: Belmont leads 7-4
Last Meeting: 12/19/18
2018-19 Overall Record: 27-6
2018-19 Conf. Rcd. (Finish): 16-2 (1)
Postseason: NCAA First Round
Lettermen Ret./Lost: 10/4
Starters Ret./Lost: 3/2

MEDIA INFO

Media Contact: Greg Sage
Email: greg.sage@belmont.edu
Web Site: belmontbruins.com

NORTH TEXAS
MEAN GREEN
01/02 | BOWLING GREEN, KY.

QUICK FACTS

Location: Denton, Texas
Arena: The Super Pit (10,500)
Conference: Conference USA
Head Coach: Grant McCasland
Career Record (Seasons): 260-86 (5)
At School (Seasons): 41-30 (2)
Series: WKU leads 22-5
Last Meeting: 3/14/19
2018-19 Overall Record: 21-12
2018-19 Conf. Rcd. (Finish): 8-10 (10)
Postseason: None
Lettermen Ret./Lost: 10/5
Starters Ret./Lost: 2/3

MEDIA INFO

Media Contact: Luke Della
Email: luke.della@unt.edu
Web Site: meangreensports.com



RICE
OWLS
01/04 | BOWLING GREEN, KY.

QUICK FACTS

Location: Houston, Texas
Arena: Tudor Fieldhouse (5,208)
Conference: Conference USA
Head Coach: Scott Pera
Career Record (Seasons): 20-43 (2)
At School (Seasons): Same
Series: WKU leads 4-2
Last Meeting: 2/7/19
2018-19 Overall Record: 13-19
2018-19 Conf. Rcd. (Finish): 8-10 (11)
Postseason: None
Lettermen Ret./Lost: 9/4
Starters Ret./Lost: 3/2

MEDIA INFO

Media Contact: Tim Andrzejewski
Email: tim.andrzejewski@rice.edu
Web Site: riceowls.com

UAB
BLAZERS
01/09 | BIRMINGHAM, ALA.

QUICK FACTS

Location: Birmingham, Ala.
Arena: Bartow Arena (8,500)
Conference: Conference USA
Head Coach: Robert Ehsan
Career Record (Seasons): 57-44 (3)
At School (Seasons): Same
Series: UAB leads 24-16
Last Meeting: 2/28/19
2018-19 Overall Record: 20-15
2018-19 Conf. Rcd. (Finish): 10-8 (5)
Postseason: CBI First Round
Lettermen Ret./Lost: 9/6
Starters Ret./Lost: 2/3

MEDIA INFO

Media Contact: Bryan Koch
Email: kochbry@uab.edu
Web Site: uabsports.com

MIDDLE TENNESSEE
BLUE RAIDERS
01/11 | MURFREESBORO, TENN.

QUICK FACTS

Location: Murfreesboro, Tenn.
Arena: Murphy Center (11,520)
Conference: Conference USA
Head Coach: Nick McDevitt
Career Record (Seasons): 109-87 (6)
At School (Seasons): 11-21 (1)
Series: WKU leads 94-43
Last Meeting: 2/14/19
2018-19 Overall Record: 11-21
2018-19 Conf. Rcd. (Finish): 8-10 (12)
Postseason: None
Lettermen Ret./Lost: 5/8
Starters Ret./Lost: 4/1

MEDIA INFO

Media Contact: Eric Beovich
Email: beovich@goblueraiders.com
Web Site: goblueraiders.com



OLD DOMINION
MONARCHS
01/16 | BOWLING GREEN, KY.

QUICK FACTS

Location: Norfolk, Va.
Arena: Constant Convo. Center (8,472)
Conference: Conference USA
Head Coach: Jeff Jones
Career Record (Seasons): 497-354 (27)
At School (Seasons): 140-67 (6)
Series: ODU leads 21-19
Last Meeting: 3/16/19
2018-19 Overall Record: 26-9
2018-19 Conf. Rcd. (Finish): 13-5 (1)
Postseason: NCAA First Round
Lettermen Ret./Lost: 6/4
Starters Ret./Lost: 2/3

MEDIA INFO

Media Contact: Grant Gardner
Email: gagardne@odu.edu
Web Site: odusports.com

CHARLOTTE
49ERS
01/18 | BOWLING GREEN, KY.

QUICK FACTS

Location: Charlotte, N.C.
Arena: Halton Arena (9,105)
Conference: Conference USA
Head Coach: Ron Sanchez
Career Record (Seasons): 8-21 (1)
At School (Seasons): Same
Series: WKU leads 20-10
Last Meeting: 1/3/19
2018-19 Overall Record: 8-21
2018-19 Conf. Rcd. (Finish): 5-13 (13)
Postseason: None
Lettermen Ret./Lost: 6/5
Starters Ret./Lost: 3/2

MEDIA INFO

Media Contact: Brent Stastny
Email: bmstastn@uncc.edu
Web Site: charlotte49ers.com

MARSHALL
THUNDERING HERD
01/22 | HUNTINGTON, W.VA.
01/25 | BOWLING GREEN, KY.

QUICK FACTS

Location: Huntington, W.Va.
Arena: Cam Henderson Center (9,043)
Conference: Conference USA
Head Coach: Dan D'Antoni
Career Record (Seasons): 96-75 (5)
At School (Seasons): Same
Series: WKU leads 16-12
Last Meeting: 1/21/19
2018-19 Overall Record: 23-14
2018-19 Conf. Rcd. (Finish): 11-7 (6)
Postseason: Collegelinsider.com Champs
Lettermen Ret./Lost: 8/5
Starters Ret./Lost: 3/2

MEDIA INFO

Media Contact: Cody Linn
Email: linncc@marshall.edu
Web Site: herdzone.com



FLORIDA ATLANTIC
OWLS
01/30 | BOCA RATON, FLA.

QUICK FACTS

Location: Boca Raton, Fla.
Arena: FAU Arena (2,800)
Conference: Conference USA
Head Coach: Dusty May
Career Record (Seasons): 17-16 (1)
At School (Seasons): Same
Series: WKU leads 16-5
Last Meeting: 1/19/19
2018-19 Overall Record: 17-16
2018-19 Conf. Rcd. (Finish): 8-10 (9)
Postseason: None
Lettermen Ret./Lost: 7/5
Starters Ret./Lost: 4/1

MEDIA INFO

Media Contact: Justin Johnson
Email: jjohn218@fau.edu
Web Site: fausports.com

FIU
PANTHERS
02/01 | MIAMI, FLA.

QUICK FACTS

Location: Miami, Fla.
Arena: FIU Arena (5,000)
Conference: Conference USA
Head Coach: Jeremy Ballard
Career Record (Seasons): 20-14 (1)
At School (Seasons): Same
Series: WKU leads 34-8
Last Meeting: 1/17/2018
2018-19 Overall Record: 20-14
2018-19 Conf. Rcd. (Finish): 10-8 (7)
Postseason: CollegenInsider.com
Second Round
Lettermen Ret./Lost: 11/7
Starters Ret./Lost: 4/1

MEDIA INFO

Media Contact: Amanda Alvarez
Email: amanalva@fiu.edu
Web Site: fiusports.com

LOUISIANA TECH
BULLDOGS
02/06 | BOWLING GREEN, KY.

QUICK FACTS

Location: Ruston, La.
Arena: Thomas Assembly Center (8,000)
Conference: Conference USA
Head Coach: Eric Konkol
Career Record (Seasons): 83-49 (4)
At School (Seasons): Same
Series: WKU leads 17-16
Last Meeting: 1/26/19
2018-19 Overall Record: 20-13
2018-19 Conf. Rcd. (Finish): 9-9 (8)
Postseason: None
Lettermen Ret./Lost: 9/3
Starters Ret./Lost: 4/1

MEDIA INFO

Media Contact: Kane McGuire
Email: kmcguire@latech.edu
Web Site: latechsports.com



SOUTHERN MISS
GOLDEN EAGLES
02/08 | BOWLING GREEN, KY.

QUICK FACTS

Location: Hattiesburg, Miss.
Arena: Reed Green Coliseum (8,095)
Conference: Conference USA
Head Coach: Jay Ladner
Career Record (Seasons): 121-101 (7)
At School (Seasons): First Season
Series: WKU leads 11-1
Last Meeting: 3/15/19
2018-19 Overall Record: 20-13
2018-19 Conf. Rcd. (Finish): 11-7 (3)
Postseason: None
Lettermen Ret./Lost: 6/9
Starters Ret./Lost: 4/1

MEDIA INFO

Media Contact: David Cohen
Email: David.cohen@usm.edu
Web Site: southernmiss.com

UTEP
MINERS
02/13 | EL PASO, TEXAS

QUICK FACTS

Location: El Paso, Texas
Arena: Don Haskins Center (12,000)
Conference: Conference USA
Head Coach: Tim Floyd
Career Record (Seasons): 134-129 (8)
At School (Seasons): 8-21 (1)
Series: WKU leads 5-1
Last Meeting: 2/2/19
2018-19 Overall Record: 8-21
2018-19 Conf. Rcd. (Finish): 3-15 (14)
Postseason: None
Lettermen Ret./Lost: 6/3
Starters Ret./Lost: 3/2

MEDIA INFO

Media Contact: Drew Bonney
Email: arbonney@utep.edu
Web Site: utepminers.com

UTSA
ROADRUNNERS
02/15 | SAN ANTONIO, TEXAS

QUICK FACTS

Location: San Antonio, Texas
Arena: UTSA Convention Center (2,650)
Conference: Conference USA
Head Coach: Steve Henson
Career Record (Seasons): 51-49 (3)
At School (Seasons): Same
Series: WKU leads 4-3
Last Meeting: 3/6/19
2018-19 Overall Record: 17-15
2018-19 Conf. Rcd. (Finish): 11-7 (4)
Postseason: None
Lettermen Ret./Lost: 7/6
Starters Ret./Lost: 3/2

MEDIA INFO

Media Contact: Brent Ingram
Email: brent.ingram@utsa.edu
Web Site: goutsa.com

GENERAL

HILITOPPERS

2018-19 REVIEW

HISTORY

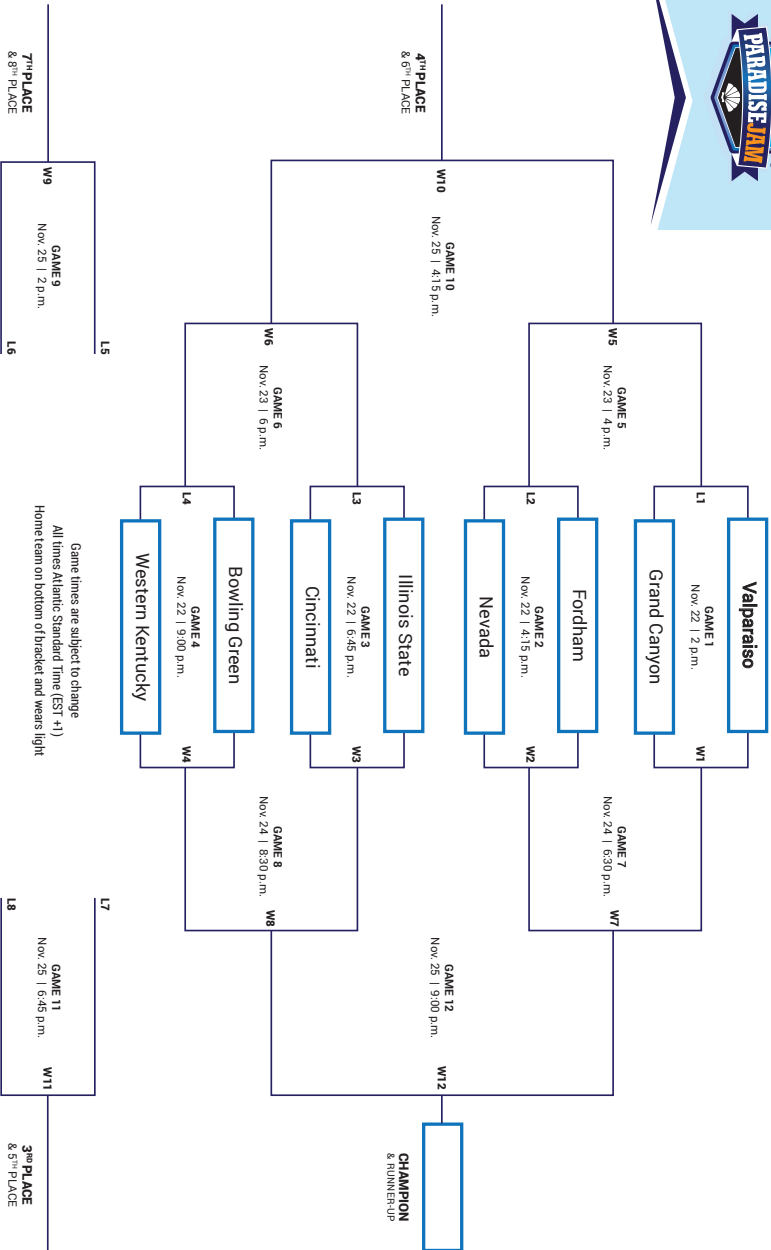
UNIVERSITY

OPPONENTS



2019 U.S. VIRGIN ISLANDS PARADISE JAM

MEN'S TOURNAMENT | NOV. 22-25, 2019 | THE DANCE BEGINS IN PARADISE | PARADISEJAM.COM



CHARLES BASSEY

SOPHOMORE • 6'11" • 235 LBS • CENTER



2019-20 LINDY'S AND STREET & SMITH'S PRESEASON FIRST-TEAM ALL-AMERICAN

2019 KAREEM ABDUL-JABBAR CENTER OF THE YEAR AWARD FINALIST

2019 KYLE MACY FRESHMAN ALL-AMERICAN

2019 C-USA FRESHMAN AND DEFENSIVE PLAYER OF THE YEAR



2019-20 SCHEDULE

11.2	Kentucky State (Exh)	1.16	Old Dominion*
11.5	Tennessee Tech	1.18	Charlotte*
11.9	Austin Peay	1.22	at Marshall*
11.15	at Eastern Kentucky	1.25	Marshall*
11.22	vs. Bowling Green %	1.30	at Florida Atlantic*
11.23 - 24	vs. Illinois State or Cincinnati %	2.1	at FIU*
11.25	TBD %	2.6	Louisiana Tech*
11.29	Louisville ^	2.8	Southern Miss*
12.3	at Wright State	2.13	at UTEP*
12.7	Arkansas	2.15	at UTSA*
12.17	Kentucky Wesleyan (Exh)	2.22	C-USA Potential Bonus Play Game*
12.21	at Rhode Island	2.27	C-USA Potential Bonus Play Game*
12.28	Belmont	3.1	C-USA Potential Bonus Play Game*
1.2	North Texas*	3.4	C-USA Potential Bonus Play Game*
1.4	Rice*	3.7	C-USA Potential Bonus Play Game*
1.9	at UAB*	3.11 - 14	Conference USA Tournament
1.11	at Middle Tennessee*		