



# WINTHROP

B A S E B A L L

## RECORD BOOK





## WINTHROP BASEBALL QUICK FACTS

**Location:** Rock Hill, S.C.  
**Founded:** 1886  
**Enrollment:** 5,174  
**Nickname:** Eagles  
**Colors:** Garnet (PMS 188) & Gold (PMS 7409)  
**University President:** Edward Serna  
**Athletic Director:** Chuck Rey  
**Conference Affiliation:** Big South Conference  
**Home Field/Capacity:** Founders Field /1,800  
**Field Dimensions:** LF-325, CF-390, RF-325  
**Head Coach:** Mike McGuire (South Carolina, '94)  
**Career Record (Years):** 477-356-1 (16th yr.)  
**Winthrop Record (Years):** 0-0  
**Assistant Coaches:** Tim Perry, Mike Napolitano, Casey Schuermann  
**Baseball Office Phone:** (803) 323-2129 ext. 6235  
**Athletic Communications Baseball Contact:** Brendan Shriver  
**Office Phone:** (803) 323-2129  
**Cell Phone:** (336) 529-9359  
**FAX Number:** (803) 323-2433  
**E-mail Address:** shriverb@winthrop.edu

### HISTORY

First Year of Baseball: 1980  
 All-Time Record/Years: 1,381-1,000-7 / 45 years  
 All-Time Home Record: 870-397-4  
 All-Time Big South Record: 483-366  
 Big South Conference Regular Season Championships: 4 (1995-01-03-17)  
 Big South Conference Tournament Titles: 4 (1987-95-99-05)  
 NCAA Regional Appearances: 5 (2 At-Large bids - 2001 & 2005)

**WINTHROPEAGLES.COM:** Official website of all 16 NCAA Div. 1 athletic programs at Winthrop. Keep up with all of your favorite Winthrop teams with recaps, rosters, schedules, statistics, history, player bios, live stats/video/audio links and more. Fans can also find Winthrop Athletic merchandise as well as purchase season or single-game tickets for designated events.

**MEDIA INFORMATION:** All credential and interview requests must be made through the office of Athletic Communications. Media members can make requests using email, phone or text to the Athletic Communications contact (information above). Please make all requests at least 24 hours in advance. All credentials will be picked up at the window of the ticket booth in front of the stadium. Players and coaches are available for post game interviews upon request.

**PARKING:** Limited parking is available in lot near the stadium entrance and is first come, first serve. Addition parking is also available in the main coliseum parking lot closest to the tennis complex. There is a walking path that directly leads to the stadium from the coliseum parking lot.

**PRESS BOX:** There is limited space in the press box, which is located directly behind home plate at the top of the stairs (middle booth). Beat writers have priority to space in the press box. Members of the media will be provided with rosters, statistics, pre-game reports and final box scores.

# WINTHROP UNIVERSITY






# Area Attractions



# Area Attractions



**TRUIST FIELD**



**BMX Supercross - Riverwalk**



**Bank of America Stadium**



**Spectrum Center**



**Glencairn Gardens**



**Carowinds  
Theme Park**

# Area Attractions



# 2025 Winthrop Baseball Roster

No.	Name	Pos.	B/T	Ht.	Wt.	Yr.	Hometown/Previous School
1	Chancellor Jennings	OF	R/L	5-10	185	So.	Gilbert, SC/Gilbert H.S.
2	Gabe Natividad	INF	R/R	6-0	190	Jr.	Gardnerville, NV/San Joaquin Delta College
3	Jaxson Croom	OF	L/L	6-0	185	Fr.	Wilmington, NC/Brunswick C.C.
4	Dusty Vela	INF	L/R	5-10	165	Jr.	Chico, CA/Reedley College
5	Ethan Wilson	OF/P	R/R	6-0	180	Jr.	Rock Hill, SC/Spartanburg Methodist College
6	Johnnie Lopez	INF	L/R	6-0	190	Jr.	Deltona, FL/Seminole State College
8	Grant McGuire	INF	R/R	6-1	210	Fr.	Nevada, OH/Wynford H.S.
7	Owen Noonan	INF	R/R	5-9	160	Fr.	Fort Mill, SC/Catawba Ridge H.S.
9	Josh Skowronski	OF/INF	L/R	6-5	220	R-Fr.	Frederick, MD/University of Kentucky
10	Jake Vitale	P	L/L	5-9	190	Sr.	New Castle, PA/Westminster University
11	Chance Furnish	C	R/R	5-11	200	Fr.	Clearfield, KY/Rowan County H.S.
12	Colin Crowley	INF	L/R	6-1	185	Fr.	Southington, CT/Southington H.S.
13	Cole Yearsley	OF	L/R	5-11	200	Jr.	Yorkville, IL/Southeastern C.C.
15	Owen Sarna	P	R/R	6-1	185	So.	Rock Hill, SC/Northwestern H.S.
16	Nate Chronis	C	R/R	6-0	220	Sr.	Scottsdale, AZ/San Marcos H.S.
17	Harrison Wilson	INF/P	R/R	6-1	215	Jr.	Fort Mill, SC/Catawba Ridge H.S.
18	Ben Rehkow	P	R/R	6-1	200	Jr.	Rock Hill, SC/USC Lancaster
19	Julian Parson	P	R/R	6-2	220	Sr.	Mississauga, Canada/USC Upstate
20	Chet Bowling	C	R/R	6-2	197	Jr.	Faulkner, MD/Brunswick C.C.
21	Lance Wade	P	R/R	5-11	190	Sr.	Baton Rouge, LA/Mississippi College
22	Grant Shepherd	P	L/L	6-2	200	Jr.	Atlantic Beach, FL/University of Kansas
23	Randy Guzman	P	R/R	6-0	185	So.	Cranston, RI/Central Connecticut State University
24	Dylan Howell	C	R/R	6-1	180	Fr.	Weston, FL/Elite Squad Academy
25	Quinton Hall	P	L/L	6-1	205	Sr.	Englewood, OH/Eastern Kentucky University
27	Zane Frese	P	L/L	5-9	200	R-So.	Norway, IA/Southeastern C.C.
29	Alan Benhardt	OF	L/L	6-0	190	Sr.	Malakoff, TX/Butler C.C.
30	Connor Harris	P	R/R	6-8	240	Gr.	Avon, CT/George Washington University
31	Alec Bashardoust	P	R/R	6-5	210	Fr.	Loveland, OH/Archbishop Moeller H.S.
33	Nick Veselinovic	P	L/L	6-4	220	Sr.	Ontario, Canada/Niagra University
34	Chazz Grossington	INF	R/R	6-0	180	So.	Ontario, Canada/Silverthorn H.S.
35	Shane Keup	P	R/R	6-2	210	R-So.	Columbia, SC/Dreher H.S.
36	Stephen West	P	R/R	6-3	215	Sr.	Charleston, SC/Florida Memorial University
37	Mason Tompkins	P	R/R	5-11	190	Fr.	Travelers Rest, SC/Blue Ridge H.S.
38	Joey Hylinski	P	R/R	6-0	175	So.	Rock Hill, SC/Legion Collegiate Academy
40	Liam McCallum	P/1B	L/L	6-1	220	Sr.	Sydney, Australia/Coppin State University
41	Jaylen Hernandez	UTL	L/R	5-11	210	So.	Brooklyn, NY/P27 Academy
42	Aidan Bisbano	P	R/R	6-2	215	Sr.	Summerville, SC/Francis Marion University
43	Brayden Gilley	P	R/R	6-4	205	So.	Deer Park, TX/Houston Christian University
44	Koby Kropf	C/OF	R/R	6-1	215	R-Sr.	Clovis, CA/USC Upstate
45	Walker Brodt	P	R/R	6-0	220	So.	Katy, TX/Brownsburg H.S.

## Coaching Staff

Head Coach - Mike McGuire (1st season)

Assistant Coach - Tim Perry (1st season)

Assistant Coach - Mike Napolitano (1st season)

Assistant Coach - Casey Schuermann (3rd season)

Director of Baseball Operations - Eddie Hill (9th season)

Ryan Miller - Director of Pitching Development (1st Season)

Dan Gueldner - Director of Player Development (1st Season)

Bullpen Catcher - TBA

Team Manager - TBA

Assistant Athletic Trainer - Sophia Rahim (3rd season)

# Head Coach **Mike McGuire**



six wins against Power 5 teams including Clemson (three times), USC, Georgia Tech, Cincinnati, and Northwestern. During his 11 seasons as a Division I head coach, McGuire's teams have captured 19 Power-Six victories and 13 victories over ranked opponents.

Rey expressed excitement at having an old friend back among the staff.

"It is great to have Mac back home! We've known each other from when we were both assistant coaches at Winthrop," the AD said. "He is a man of the utmost integrity who guides young men the right way, is a passionate leader, and a winner. He has been a part of some of the greatest achievements in Eagle baseball history, has great respect from the Winthrop community, and we know he is the right man to lead this program to even greater successes."

At four different institutions, McGuire has earned national respect from the baseball community as a program builder. In the past seven seasons, his teams have captured 35 or more wins (excluding the COVID season), and he has coached more than 60 players who have moved on to the professional ranks and 26 All-Americans.

At USC Upstate the program earned a program best 38 wins in 2023; at Morehead State, 40 wins in 2019 while McGuire was head coach for seven years with two NCAA Regional appearances; Louisburg College, a career high 52 wins in 2012 and #1 national ranking in the NJCAA; and at Lander University, a program best 33 wins in 2004 and Top 25 all three seasons.

McGuire played professionally for the Zanesville Greys, a Class A Frontier League affiliate, from 1993 to 1994. He helped the Greys win the Frontier League Championship in 1993. McGuire played

collegiately at the University of South Carolina from 1992-1994 and participated in two NCAA Regionals and at the University of Akron from 1990-1991.

A graduate of both the University of South Carolina and Morehead State University, McGuire appreciates the opportunity to rejoin the Winthrop family.

"I want to thank past, present, and future Winthrop baseball players, coaches and fans for making Winthrop a special place where my coaching career really started and my family and I get to call home once again."

McGuire is married to the former Angela Kearns of Heyworth, Ill., and together the couple has three daughters, Courtney, Sydney, and Sarah.

Winthrop Athletic Director Chuck Rey announced today that Mike McGuire would join the university as the new baseball head coach.

McGuire returns to the Winthrop baseball program after serving as head coach at USC Upstate the last five seasons. This marks McGuire's third stint with the Eagle program as he spent 12 seasons as an assistant coach from 1997-2002 and again in 2006-2011.

"I would like to thank President Edward Serna and Athletic Director Chuck Rey for this opportunity and the commitment they are making to Winthrop baseball," said McGuire. "This is a program that at one time was among the top mid major programs in the country. I believe it can be once again, and I'm excited to get to work."

McGuire has found success at all stops of his career. During his time at USC Upstate, the program achieved its highest level of success: 82 Big South Conference victories (72% winning percentage),

# The Assistant Coaches



**Tim Perry**  
*Assistant Coach*

Perry comes to Rock Hill from Coastal Carolina, where he served as the director of player development and analytics for the past three seasons.

Perry returned to the college ranks after serving as the Airport High School baseball coach from 2012 to 2021, where he went 165-96-2 with two state championship appearances in 2013 and 2018. Under Perry, the Eagles won four region championships, four district titles, two lower state titles, and had several of his players go on to play college baseball.

Before his time at Airport, Perry spent 10 seasons coaching at the collegiate level with stops at his alma mater Newberry (2001-02), Lander (2003), UNC Asheville (2004-09), and Temple (2011). This is his second stint in Rock Hill, as he worked as a graduate assistant at in the 2000 season when the Eagles were the defending Big South Conference champions.

Overall, during his time at UNC Asheville Perry coached two conference players of the year, one conference pitcher of the year, 26 all-conference selections, and 17 all-conference tournament picks. Eighteen players that he coached and recruited went on to play professionally, 12 of whom were pitchers.

Prior to Asheville, he served at Lander University and Newberry College as an assistant coach.

As a player at Newberry, Perry was a four-year starter for the Indians. He led the team in innings pitched and strikeouts from 1995-97 and also boasted the team's best ERA in 1995-96. Over his career, he was a starting pitcher and made 36 starts, winning 16 games, and saving seven and graduated in 1997 with a degree in physical education.



**Mike Napolitano**  
*Assistant Coach*

Napolitano comes to Winthrop after three seasons as an assistant coach for the Babson College baseball program in 2023-24. He helped the Beavers to a 48-33 overall record in his first two seasons, coaching eight players who earned All-Conference honors, six who received All-Region accolades and one All-American.

Prior to his time at Babson, Napolitano served as a graduate assistant baseball coach at Misericordia University in Dallas, Pa for two seasons. He served as the hitting and catchers coach in addition to working as the program's recruiting coordinator.

Napolitano recruited more than 30 players to Misericordia in his two seasons as an assistant and coached five all-conference selections and a pair of all-region honorees in 2021 as the Cougars won their 10th consecutive MAC Freedom Conference championship. Misericordia finished the year at 31-10 overall after going 2-2 at the NCAA Tournament St. Paul (Minn.) Regional.

Napolitano, who graduated from Springfield College with a B.S. in movement and sport science in 2019, worked as a volunteer assistant for the Pride throughout the 2018-19 campaign. He focused on player development and assisted with hitters and infielders instruction as the team finished at 20-17 overall.

In addition to his collegiate experience, Napolitano served as the catching coordinator and head coach for L & M Baseball based in North Smithfield, R.I., from 2017-19. He also has experience as a private instructor and prep scout.

Napolitano earned his Master of Business Administration degree from Misericordia in sport management back in 2021.

**Casey Schuermann**  
*Assistant Coach*



Schuermann comes to Winthrop after serving as the head coach at Lake Mills High School in Wisconsin last season and as an assistant coach at his alma mater Waldorf University (Iowa) the past six seasons.

While at Waldorf, Schuermann served as an assistant coach in five summer leagues. From 2015-16, he was an assistant coach at Northland College (Wis.) and spent the year before that as an assistant head baseball coach in the Rocky Mountain League.

Schuermann started his collegiate playing career at Spoon River Community College (Ill.) before playing the next two seasons at Waldorf and spent his fifth-year senior season as a student assistant coach. While in college, Schuermann played three seasons of semi-pro ball. In 2013, he played in the Ban Johnson Collegiate Summer League and then for the next two years played with the Laramie Colts of the RMBL.

Schuermann earned his bachelor's in sport management and a minor in business in the spring of 2015 and also obtained his master's in organizational leadership from Waldorf in 2020.

# The Support Staff



**Eddie Hill**  
*Director of Baseball Operations*

Eddie Hill has coached baseball and football for 43 years on the junior high and high school levels as well as baseball camps.

He first started his coaching career at Lower Richland High School as a varsity assistant coach. After a year, he became the head coach for three years. He then traveled to Conway High School where he coached five years as an assistant coach and head coach. He then moved to Rock Hill to coach Rock Hill High School, where he served for 26 years.

He came to Winthrop from Northwestern High School where he was the assistant coach. He worked at baseball camps at seven different Universities.

Hill is a member of the South Carolina Athletic Coaches Association. He graduated from the University of South Carolina with a Bachelor's degree in Math Education. He has his Master's in Education at the University of South Carolina.

Hill is married to Ginger S. Amick of Columbia. They have two children and three grandchildren.



**Dan Gueldner**  
*Director of Player Development*

Gueldner joins the Eagles after serving as the director of baseball operations with Big South rival USC Upstate last season. He previously had interned with the Spartans during the 2023-24 off-season as well as helping with operations at Cleveland S. Harley Park.

Prior to Upstate, he interned with the Carolinas Metro Reds, an MLB Reviving Baseball in Inner Cities (RBI) program based in Charlotte, N.C. With the Carolinas Metro Reds, he assisted with coordinating team camps and player development while gaining experience in social media and content creation.

Serving at both the interscholastic and travel baseball levels, Gueldner has multiple seasons of coaching experience, working with both Showcase Baseball Academy (Charlotte, N.C.) and Nation Ford High School (Fort Mill, S.C.). With Showcase Baseball Academy, he spent two seasons as an assistant coach before being promoted to head coach of the SBA Nationals. With Nation Ford, he worked primarily with the Falcons' infielders while handling bench coach duties on game days.



**Ryan Miller**  
*Director of Pitching Development*

Miller joins the Garnet and Gold after serving in the same position at Big South rival Longwood last year. Miller played for the Lancers for one season as a graduate transfer in the spring of 2023. That season he threw the team's first complete game since 2019 in his final collegiate start, and he also earned the win over No. 14 Campbell, the highest ranked win in team history, on April 15.

Prior to Longwood, he pitched for Pittsburgh in 2022 after spending three seasons at North Carolina Central. While at NCCU, he was the MEAC Freshman of the Year in 2019 and the MEAC Pitcher of the Year in 2021. In addition, he was a Collegiate Baseball Freshman All-American in 2019 and a Collegiate Baseball Second Team All-American in 2021. The National Collegiate Baseball Writer's Association had him as a Third Team All-American that same season.

Miller grew up in Blandon, Pennsylvania, and he holds his bachelor's of science in recreation administration from NCCU. He graduated as an honor's student there. At Longwood, he earned his master's degree in business administration in July of 2023.

# History & Records



# Winthrop All-Time Record Year-By-Year

Year	Overall (W/LT)	Big South (W/L/T)	Home (W/L/T)	Away (W/L/T)	Neutral (W/L/T)	Big South Tournament (W/L/T)	Postseason
1980	32-6	-	19-1	11-3	2-2	-	NAIA District 6 Playoffs
1981	44-13	-	24-4	10-5	10-4	-	NAIA World Series
1982	24-11	-	18-3	6-8	-	-	-
1983	38-6	-	27-0	10-4	1-2	-	NAIA District 6 Playoffs
1984	34-10	-	24-2	8-6	2-2	-	NAIA District 6 Playoffs
1985	47-9	-	32-0	8-7	7-2	3-0	NAIA Area 7 Tournament
1986	37-10	12-5	27-2	8-6	2-2	2-2	-
1987	35-8	10-5	24-3	7-4	4-1	4-1	BSC Tourney Champions
1988	22-15	8-5	17-4	5-9	0-2	0-2	-
1989	14-19	5-13	11-7	3-12	-	-	-
1990	22-28-1	5-11	16-16	4-10-1	2-2	2-2	-
1991	22-22	10-8	14-10	7-10	1-2	1-2	-
1992	29-29	10-7	14-10	11-17	4-2	4-2	-
1993	26-32	12-10	22-13	3-17	1-2	1-2	-
1994	32-20	14-12	22-8	10-12	-	-	-
1995	41-17-2	18-6	22-5-1	15-10-1	4-2	-	NCAA Regionals
1996	41-15-1	14-5	26-5-1	15-10	-	-	-
1997	27-29-1	14-7	16-12-1	11-15	0-2	0-2	-
1998	35-22	10-8	24-6	8-10	3-6	0-2	-
1999	40-23	9-6	27-5	8-16	5-2	4-0	NCAA Regionals
2000	31-32	7-14	18-14	10-13	3-5	2-2	-
2001	48-16-1	18-3	24-7-1	19-5	5-4	3-2	NCAA Regionals
2002	29-30	8-13	24-12	3-16	2-2	2-2	-
2003	35-22	15-4	24-10	10-10	1-2	1-2	-
2004	37-23	16-8	23-9	12-8	2-6	2-2	-
2005	44-22	19-5	23-8	15-10	6-4	4-1	NCAA Regionals
2006	46-18	17-7	24-7	18-7	4-4	2-2	NCAA Regionals
2007	33-27	15-6	21-12	9-12	3-3	2-2	-
2008	26-34	11-10	14-18	10-14	2-2	2-2	-
2009	35-25	18-9	21-8	11-15	3-2	3-2	-
2010	27-30	13-14	18-12	7-16	2-2	2-2	-
2011	27-30	15-12	19-14	8-14	0-2	0-2	-
2012	17-35	9-14	9-19	7-13	1-3	-	-
2013	21-33	8-15	12-19	9-13	0-1	-	-
2014	27-33	14-13	17-9	7-23	3-1	3-1	-
2015	40-19	16-8	24-10	14-7	2-2	2-2	-
2016	28-27	12-12	17-10	11-15	0-2	0-2	-
2017	34-24	17-7	12-7	18-13	4-4	3-2	-
2018	25-31	15-12	17-9	7-20	1-2	1-2	-
2019	34-23	19-11	17-9	13-12	4-2	3-2	-
2020	11-4	-	8-2	3-2	-	-	-
2021	19-27	16-21	12-15	7-12	-	-	-
2022	18-34	11-13	14-16	4-18	-	-	-

# Winthrop All-Time Record Year-By-Year

Year	Overall (W/L/T)	Big South (W/L/T)	Home (W/L/T)	Away (W/L/T)	Neutral (W/L/T)	Big South Tournament (W/L/T)	Postseason
2023	28-28	15-12	17-12	10-14	1-2	1-2	-
2024	19-29-1	8-15	15-13	4-15-1	0-1	-	-
2025							




**WINTHROP**  
BASEBALL

# Winthrop All-Time Coaching History

## Horace Turbeville (1980-1991)

Year	Overall (W/L/T)	Big South (W/L/T)	Home (W/L/T)	Away (W/L/T)	Neutral (W/L/T)	Big South Tournament (W/L/T)	Postseason
1980	32-6	-	19-1	11-3	2-2	-	NAIA District 6 Playoffs
1981	44-13	-	24-4	10-5	10-4	-	NAIA World Series
1982	24-11	-	18-3	6-8	-	-	-
1983	38-6	-	27-0	10-4	1-2	-	NAIA District 6 Playoffs
1984	34-10	-	24-2	8-6	2-2	-	NAIA District 6 Playoffs
1985	47-9	-	32-0	8-7	7-2	3-0	NAIA Area 7 Tournament
1986	37-10	12-5	27-2	8-6	2-2	2-2	-
1987	35-8	10-5	24-3	7-4	4-1	4-1	BSC Tourney Champions
1988	22-15	8-5	17-4	5-9	0-2	0-2	-
1989	14-19	5-13	11-7	3-12	-	-	-
1990	22-28-1	5-11	16-16	4-10-1	2-2	2-2	-
1991	22-22	10-8	14-10	7-10	1-2	1-2	-
<b>(12 seasons)</b>	<b>371-157-1</b>	<b>50-47</b>	<b>253-52</b>	<b>87-84-1</b>	<b>31-21</b>	<b>12-9</b>	
	<b>(.702)</b>						




**Horace Turbeville**

First Winthrop coach who was elected to NAIA, South Carolina and Winthrop Halls of Fame

## Joe Hudak (1992-2010)

Year	Overall (W/L/T)	Big South (W/L/T)	Home (W/L/T)	Away (W/L/T)	Neutral (W/L/T)	Big South Tournament (W/L/T)	Postseason
1992	29-29	10-7	14-10	11-17	4-2	4-2	-
1993	26-32	12-10	22-13	3-17	1-2	1-2	-
1994	32-20	14-12	22-8	10-12	-	-	-
1995	41-17-2	18-6	22-5-1	15-10-1	4-2	-	NCAA Regionals
1996	41-15-1	14-5	26-5-1	15-10	-	-	-
1997	27-29-1	14-7	16-12-1	11-15	0-2	0-2	-
1998	35-22	10-8	24-6	8-10	3-6	0-2	-
1999	40-23	9-6	27-5	8-16	5-2	4-0	NCAA Regionals
2000	31-32	7-14	18-14	10-13	3-5	2-2	-
2001	48-16-1	18-3	24-7-1	19-5	5-4	3-2	NCAA Regionals
2002	29-30	8-13	24-12	3-16	2-2	2-2	-
2003	35-22	15-4	24-10	10-10	1-2	1-2	-
2004	37-23	16-8	23-9	12-8	2-6	2-2	-
2005	44-22	19-5	23-8	15-10	6-4	4-1	NCAA Regionals
2006	46-18	17-7	24-7	18-7	4-4	2-2	NCAA Regionals
2007	33-27	15-6	21-12	9-12	3-3	2-2	-
2008	26-34	11-10	14-18	10-14	2-2	2-2	-
2009	35-25	18-9	21-8	11-15	3-2	3-2	-
2010	27-30	13-14	18-12	7-16	2-2	2-2	-
<b>(19 seasons)</b>	<b>662-466-5</b>	<b>258-154</b>	<b>407-181-4</b>	<b>205-233-1</b>	<b>50-52</b>	<b>34-29</b>	
	<b>(.586)</b>						



**Joe Hudak**

Winthrop's winningest coach and second most wins in Big South history



# Winthrop Baseball All-Time Record vs. Opponents


Opponent	Games	Overall	Home	WU Runs	Opp. Runs	Opponent	Games	Overall	Home	WU Runs	Opp. Runs
Akron	7	5-2	5-2	57	35	Drew	2	2-0	2-0	9	0
Alabama	10	4-6	0-0	39	72	Duke	7	3-4	1-2	46	47
Alabama-Birmingham	1	0-1	0-0	4	9	East Carolina	5	3-2	2-1	41	39
Alabama State	3	1-2	0-0	24	25	East Tennessee	20	11-9	8-3	90	105
Albany	2	1-1	1-0	11	10	Eastern Illinois	4	4-0	4-0	25	5
Alderson-Broadus	19	19-0	19-0	227	42	Eastern Kentucky	6	3-3	3-3	38	24
Allen	12	12-0	6-0	184	20	Eastern Michigan	5	4-1	4-1	44	31
Appalachian State	27	19-8	16-5	167	122	Edinboro	1	1-0	1-0	10	2
Arizona State	4	0-4	0-0	14	46	Elon	19	7-12	5-3	93	117
Armstrong State	4	3-1	0-0	40	37	Erskine	11	9-2	5-0	70	65
Army	1	1-0	0-0	5	2	Evansville	2	2-0	2-0	14	3
Assumption	3	3-0	3-0	39	8	Fairfield	5	5-0	5-0	35	17
Auburn	10	2-8	0-0	53	71	Fairmont State	9	9-0	9-0	112	19
Augusta	20	8-12	5-5	111	127	Florida	14	3-11	0-0	81	153
Baptist	11	5-6	2-1	48	53	Florida Atlantic	5	3-2	3-0	19	26
Baylor	2	0-2	0-0	8	22	Florida State	5	1-4	0-0	9	32
Belmont Abbey	1	1-0	1-0	10	0	Fordham	1	0-1	0-1	2	3
Benedict	24	24-0	12-0	254	19	Francis Marion	15	12-3	7-0	95	63
Birmingham Southern	14	6-8	3-6	67	81	Fresno State	1	1-0	0-0	3	1
Bloomsburg State	2	2-0	2-0	13	0	Furman	29	23-6	10-4	239	144
Bluefield State	2	2-0	2-0	27	5	Gannon	8	8-0	8-0	79	9
Bowling Green	2	0-2	0-0	5	13	Gardner-Webb	79	49-30	28-12	515	367
Brown	2	2-0	2-0	12	7	George Mason	6	5-1	3-0	36	15
Bryant	1	0-1	0-1	4	9	George Washington	6	5-1	5-1	74	17
Cal St. Northridge	1	1-0	0-0	13	1	Georgia	22	7-15	0-1	85	128
Campbell	67	27-30	14-16	363	472	Georgia Southern	12	4-8	3-3	50	63
Canisius	9	7-2	7-2	36	27	Georgia Tech	19	1-18	0-2	83	180
Central Florida	3	0-3	0-0	13	22	Grand Canyon	2	0-2	0-0	6	20
Charleston Southern	109	72-37	41-11	728	520	Harvard	1	1-0	1-0	12	5
Charlotte	6	21-24-1	13-10-1	251	275	Hawaii	4	3-1	0-0	20	19
Cincinnati	6	4-2	4-2	32	21	Hawaii-Hilo	5	4-1	0-0	66	40
The Citadel	61	33-28	17-13	358	356	Hawaii-Pacific	3	2-1	0-0	16	14
Clemson	34	7-27	1-3	140	253	High Point	76	46-30	17-16	471	404
Cleveland State	7	5-1-1	5-1-1	56	34	Holy Cross	3	1-2	1-2	6	9
Coastal Carolina	128	52-76	24-23	654	751	Howard	2	2-0	2-0	17	1
College of Charleston	13	4-9	2-4	68	102	Husson	1	1-0	1-0	16	4
Columbia	5	2-3	2-3	20	17	Illinois	4	2-2	2-2	26	21
Columbus	1	1-0	0-0	10	9	Illinois State	2	1-0-1	0-0	7	6
Concord	4	4-0	4-0	36	7	Indiana	2	1-0-1	1-0-1	12	10
Coppin State	4	4-0	2-0	23	10	Indiana State	1	0-1	0-0	8	9
Creighton	4	3-1	3-1	11	11	Jacksonville	11	5-6	3-2	41	69
Cumberland	2	2-0	1-0	11	7	James Madison	8	4-4	4-4	35	36
C.W. Post	2	1-1	1-1	15	13	Kennesaw State	6	3-3	2-1	21	32
Davidson	51	34-16-1	22-7	395	316	Kentucky	3	2-1	2-0	14	10
Davis and Elkins	5	5-0	5-0	54	14	Kent State	40	16-24	16-24	214	289
Dayton	2	1-1	1-1	7	7	La Salle	8	8-0	8-0	83	27
Delaware State	4	1-3	1-3	10	15						



**Joe Hudak** (above) led the Eagles to wins over several Top 25 and Power 5 wins including a victory at #1 Florida State in 1995.

# Winthrop Baseball All-Time Record vs. Opponents

Opponent	Games	Overall	Home	WU Runs	Opp. Runs	Opponent	Games	Overall	Home	WU Runs	Opp. Runs
Lemoyne	1	1-0	1-0	12	6	Penn State	9	5-4	5-4	50	64
Lewis-Clark State	2	0-2	0-0	1	8	Pepperdine	3	1-2	0-0	9	23
Liberty	98	50-48	29-20	541	510	Pfeiffer	4	3-1	2-0	34	16
Limestone	8	6-2	6-0	48	34	Pittsburgh	3	3-0	3-0	22	10
Lipscomb	4	3-1	3-1	17	13	Prairie View A&M	2	2-0	0-0	31	3
Long Island	3	3-0	3-0	27	11	Presbyterian	45	22-23	11-10	267	266
Longwood	33	24-9	12-5	230	164	Queens (N.C.)	3	1-2	0-1	27	25
Louisiana State	3	0-3	0-0	5	24	Radford	120	68-52	35-23	804	658
Maine	12	11-1	11-1	114	49	Rhode Island	6	2-4	2-4	26	32
Manhattan	1	1-0	1-0	10	3	Rice	4	0-4	0-0	13	41
Marist	2	2-0	2-0	29	13	Richmond	5	2-3	1-3	26	46
Marshall	4	3-0-1	3-0-1	37	14	Rider	3	3-0	3-0	14	4
Mars Hill	4	4-0	4-0	43	3	Rutgers	3	0-3	0-3	12	24
Maryland	7	7-0	7-0	50	16	Saint Louis	1	0-1	0-0	2	6
Maryland-Balt. Co.	19	13-6	7-2	116	73	San Diego	1	0-1	0-0	5	7
Maryland E-Shore	8	7-1	7-1	39	21	San Diego State	2	1-1	0-0	15	15
McNeese State	1	0-1	0-0	1	7	San Francisco	2	0-2	0-0	8	18
Mercer	7	5-2	3-2	50	31	Seton Hall	5	3-2	3-2	25	11
Methodist	4	2-2	2-0	27	32	SE Oklahoma	1	1-0	0-0	11	10
Miami (FL)	6	2-4	0-0	21	56	Shepherd	4	4-0	4-0	43	14
Miami (OH)	6	3-3	3-3	38	32	Slippery Rock	4	4-0	4-0	37	12
Michigan	4	2-2	2-2	26	25	South Alabama	1	0-1	0-0	2	13
Michigan State	4	3-1	3-1	17	12	South Carolina	34	7-27	3-7	127	301
Minnesota	1	0-1	0-0	4	7	South Carolina State	4	4-0	3-0	58	22
Mississippi	3	0-3	0-0	5	18	South Florida	2	1-1	0-0	8	8
Mississippi State	4	2-2	0-0	19	25	Southern California	7	1-6	0-3	23	59
Missouri	2	1-1	1-1	10	14	Spring Arbor	1	1-0	0-0	4	3
Morehead State	7	7-0	7-0	63	21	St. John's	6	0-5-1	0-3	15	39
Morris	12	12-0	7-0	131	25	Stetson	3	1-2	0-0	11	11
Mount Saint Mary's	5	4-1	4-1	52	14	Stony Brook	7	4-3	4-3	54	35
Newberry	15	10-5	6-1	96	56	Suffolk	2	2-0	2-0	24	17
New York Inst. Of Tech	3	3-0	3-0	28	10	Susquehanna	2	2-0	2-0	20	0
Norfolk State	3	3-0	3-0	20	6	Temple	1	0-1	0-1	4	5
North Carolina	24	4-20	0-1	103	225	Tennessee	4	1-3	1-0	32	24
North Carolina A&T	20	18-2	13-1	186	83	Tennessee Tech	2	2-0	2-0	12	5
N.C. Central	1	1-0	1-0	9	1	Texas	2	0-2	0-0	2	9
North Carolina State	5	2-3	0-1	27	57	Texas A&M	3	0-3	0-0	5	21
N.C. Wesleyan	1	1-0	1-0	7	6	Toledo	13	6-7	5-7	45	35
North Greenville	1	1-0	1-0	10	1	Towson State	13	12-1	8-1	72	40
North Polk	1	1-0	1-0	9	3	Troy	3	3-0	3-0	36	12
Northeastern	3	0-3	0-3	13	25	Tulane	2	1-1	0-0	16	22
Northwestern	1	1-0	1-0	8	4	Tusculum	11	11-0	11-0	114	23
Northern Illinois	3	2-1	1-1	37	30	UCLA	3	1-2	0-0	12	25
Northern Kentucky	1	0-1	0-0	9	10	UNC Asheville	119	86-33	42-9	876	556
Notre Dame	3	2-1	2-0	17	23	UNC Greensboro	21	12-9	8-4	111	99
Oakland	1	1-0	1-0	13	1						
Ohio State	7	2-5	2-4	37	35						
Oregon State	2	0-2	0-0	6	17						
Pennsylvania	9	3-6	3-6	36	64						



**Horace Turbeville** (above) guided the Eagles into collegiate competition with the first ever game on Feb. 28, 1980 vs. Furman. In the program's second year of existence, Turbeville led the Eagles to a World Series runner-up finish.

# Winthrop Baseball All-Time Record vs. Opponents

Opponent	Games	Overall	Home	WU Runs	Opp. Runs
UNC Pembroke	2	1-1	0-0	8	14
UNC Wilmington	6	4-2	1-2	39	27
USC Aiken	24	14-10	6-3	141	103
USC Upstate	20	7-13	4-5	89	127
Valparaiso	1	1-0	1-0	8	6
Vanderbilt	3	0-3	0-0	2	18
Virginia Tech	1	1-0	0-0	12	8
VMI	37	27-10	12-3	207	153
Voorhees	11	10-1	5-1	95	22
Wagner	24	20-4	20-4	208	79
Wake Forest	19	8-11	5-6	115	115
Warren Wilson	2	2-0	2-0	22	2
Western Carolina	17	3-14	2-7	75	141
Western Kentucky	1	1-0	1-0	7	6
West Liberty State	3	3-0	2-0	29	10
Western Michigan	3	2-1	2-1	13	11
West Virginia	1	1-0	1-0	4	3
West Virginia State	7	7-0	7-0	69	18
Westminster	1	1-0	1-0	10	7
Wichita State	2	1-1	0-0	4	4
William & Mary	5	5-0	5-0	39	18
Wingate	17	11-6	6-1	112	97
Wofford	40	23-17	12-7	250	194
Wright State	3	3-0	3-0	21	13
Youngstown State	4	4-0	4-0	52	19
Xavier	7	6-1	6-1	41	27

<b>Totals</b>	
<b>Games</b>	<b>2,388</b>
<b>Overall Record</b>	<b>1,381-1,000-7</b>
<b>Home Record</b>	<b>870-397-4</b>
<b>Winthrop Runs</b>	<b>15,056</b>
<b>Opponent Runs</b>	<b>12,577</b>



# Year-By-Year Results

**1980 (NAIA)**

Record: 32-6

Coach: Horace Turbeville

2/28	Furman	W, 11-5
2/29	Alderson-Broaddus	W, 13-0
3/1	Alderson-Broaddus	W, 17-7
3/7	Cumberland	W, 6-4
3/10	at Erskine	W, 3-0
3/11	at Benedict	W, 16-0
3/17	at Francis Marion	L, 7-2
3/18	Gardner-Webb	W, 15-5
3/19	at Voorhees	W, 5-0
3/21	Morris	W, 9-0
3/22	Fairmont State	W, 11-2
3/25	at Newberry	W, 11-2
3/27	Allen	W, 18-3
3/31	at Gardner-Webb	W, 16-3
4/1	Wofford	W, 7-0
4/3	at Wingate	W, 2-1
4/4	Coastal Carolina	W, 4-1
4/5	at Allen	W, 9-1
4/7	Davis and Elkins	W, 4-3
4/9	at South Carolina	W, 2-1
4/10	at Morris	W, 15-6
4/11	Francis Marion	W, 4-3
4/15	Newberry	W, 7-5
4/16	at USC-Aiken	L, 4-2
4/17	Charlotte	W, 3-0
4/19	at Coastal Carolina	L, 2-0
4/20	USC-Aiken	W, 10-3
4/21	at Furman	W, 9-8
4/22	Benedict	W, 12-0
4/23	Voorhees	W, 7-0
4/24	at Wofford	W, 17-0
4/25	Davidson	W, 13-9
4/27	Wingate	L, 4-3
4/29	Erskine	W, 5-1
5/2	&Francis Marion	W, 7-2
5/3	&USC-Aiken	W, 7-5
5/4	&Coastal Carolina	L, 4-3
5/4	&Coastal Carolina	L, 13-8

&amp;NAIA District 6 Playoffs – Sumter, SC

**1981 (NAIA)**

Record: 44-13

Coach: Horace Turbeville

2/28	Gardner-Webb	W, 8-0
3/1	Mars Hill	W, 7-2
3/2	Mars Hill	W, 11-0
3/4	Alderson-Broaddus	W, 21-2
3/5	Benedict	W, 12-1
3/5	Benedict	W, 10-0
3/6	at Allen	W, 11-6
3/7	Alderson-Broaddus	W, 10-0
3/8	Alderson-Broaddus	W, 14-4
3/9	Furman	L, 2-1
3/10	at Wofford	W, 14-6
3/12	Fairmont State	W, 8-2
3/13	Fairmont State	W, 14-4

3/14	Clemson	L, 9-5
3/15	Shepherd	W, 17-2
3/17	at Davidson	W, 11-0
3/24	at Newberry	L, 8-4
3/25	at Wingate	L, 14-8
3/26	Allen	W, 10-0
3/28	at USC-Aiken	L, 11-10
4/1	Wofford	W, 11-2
4/2	at Clemson	L, 6-4
4/4	Coastal Carolina	W, 4-0
4/6	South Carolina	L, 5-4
4/7	USC-Aiken	W, 5-4
4/8	at Gardner-Webb	W, 15-7
4/9	Charlotte	L, 6-1
4/10	Voorhees	W, 9-0
4/11	Francis Marion	W, 3-1
4/14	Newberry	W, 8-5
4/15	at Furman	W, 14-5
4/16	at Voorhees	W, 9-0
4/17	Erskine	W, 18-2
4/18	at Coastal Carolina	L, 9-5
4/20	Charlotte	W, 12-4
4/21	Morris	W, 9-1
4/22	Davidson	W, 13-3
4/23	at Benedict	W, 9-0
4/23	at Benedict	W, 9-0
4/24	at Erskine	W, 8-5
4/26	Wingate	W, 6-3
4/27	at Francis Marion	W, 8-4
4/28	Morris	W, 9-0
5/1	&Newberry	W, 9-2
5/2	&Coastal Carolina	L, 5-3
5/2	&Newberry	W, 9-4
5/3	&Coastal Carolina	W, 4-3
5/3	&Coastal Carolina	W, 7-4
5/8	%Wingate	W, 3-2
5/10	%Cumberland	W, 5-3
5/13	%Wingate	L, 8-6
5/13	%Wingate	W, 7-6
6/2	#Spring Arbor	W, 4-3
6/5	#Liberty Baptist	W, 4-1
6/6	#Grand Canyon	L, 9-2
6/7	#Southeastern Okla.	W, 11-10
6/8	#Grand Canyon	L, 11-4

&amp; NAIA District 6 Playoffs – Sumter, SC

% NAIA Area 7 Playoffs – Bluefield, WV

# NAIA World Series – Lubbock, TX

**1982 (NAIA)**

Record: 24-11

Coach: Horace Turbeville

2/28	Alderson-Broaddus	W, 11-3
3/1	Alderson-Broaddus	W, 10-1
3/2	Gardner-Webb	W, 9-1
3/4	at Benedict	W, 12-2
3/8	at Wofford	L, 11-5
3/10	at Wingate	L, 8-7
3/11	Voorhees	W, 10-0

3/12	Fairmont State	W, 18-1
3/13	Fairmont State	W, 4-3
3/14	Shepherd	W, 9-1
3/18	Drew	W, 6-0
3/18	Drew	W, 3-0
3/22	Allen	W, 8-4
3/23	at Newberry	L, 5-4
3/25	at Morris	W, 13-3
3/26	at Francis Marion	L, 4-3
3/28	Clemson	W, 7-6
3/29	at Gardner-Webb	W, 8-7
4/1	Wofford	W, 6-5
4/3	Francis Marion	W, 3-2
4/6	Coastal Carolina	L, 6-2
4/7	at Voorhees	W, 9-0
4/9	at Charlotte	L, 10-9
4/10	Benedict	W, 9-0
4/11	at Allen	W, 14-1
4/12	USC-Aiken	L, 8-7
4/14	Newberry	L, 9-4
4/15	at Erskine	L, 6-2
4/17	at Coastal Carolina	L, 8-4
4/18	at South Carolina	L, 5-0
4/19	Morris	W, 12-3
4/20	at USC-Aiken	W, 8-5
4/22	Davidson	W, 15-5
4/24	Erskine	W, 3-1
4/25	Charlotte	W, 10-2

**1983 (NAIA)**

Record: 38-6

Coach: Horace Turbeville

2/24	at Clemson	L, 11-2
2/26	Gardner-Webb	W, 8-0
3/1	Morris	W, 4-0
3/5	Mars Hill	W, 11-1
3/6	Mars Hill	W, 14-0
3/8	Bloomsburg State	W, 8-0
3/9	at Allen	W, 21-0
3/10	Bloomsburg State	W, 5-0
3/11	Alderson-Broaddus	W, 5-1
3/12	Alderson-Broaddus	W, 6-5
3/12	Alderson-Broaddus	W, 7-1
3/13	Shepherd	W, 9-7
3/14	Fairmont State	W, 10-4
3/14	Fairmont State	W, 10-0
3/15	West Virginia State	W, 9-0
3/16	West Virginia State	W, 13-0
3/18	Concord	W, 7-1
3/19	Concord	W, 5-2
3/23	at Wofford	W, 12-7
3/28	at Morris	W, 11-4
3/29	Wingate	W, 6-5
3/30	at Newberry	L, 6-4
4/1	at Erskine	W, 4-2
4/4	at Coastal Carolina	W, 4-1
4/6	Charlotte	W, 6-0
4/7	Newberry	W, 3-1
4/10	USC-Aiken	W, 5-2

4/11	at Gardner-Webb	W, 7-2
4/12	Francis Marion	W, 6-4
4/13	Wofford	W, 4-3
4/14	at Furman	W, 8-3
4/16	Allen	W, 11-1
4/20	Benedict	W, 14-1
4/20	Benedict	W, 9-0
4/22	Voorhees	W, 13-8
4/24	at Voorhees	W, 9-0
4/25	at Charlotte	L, 11-2
4/26	at USC-Aiken	L, 9-6
4/27	Coastal Carolina	W, 9-0
4/28	at Benedict	W, 1-0
4/28	at Benedict	W, 11-1
4/29	& USC-Aiken	L, 4-3
4/30	& Francis Marion	W, 10-9
4/30	& Coastal Carolina	L, 11-1

**1984 (NAIA)**

Record: 34-10

Coach: Horace Turbeville

3/2	Tusculum	W, 10-0
3/3	Tusculum	W, 12-2
3/3	Tusculum	W, 1-0
3/4	North Carolina Wesleyan	W, 7-6
3/7	Slippery Rock	W, 9-1
3/8	Slippery Rock	W, 8-2
3/9	Alderson-Broaddus	W, 14-0
3/10	at Allen	W, 18-0
3/11	Alderson-Broaddus	W, 10-0
3/11	Alderson-Broaddus	W, 11-1
3/12	at Wingate	L, 8-2
3/16	Shepherd	W, 8-4
3/19	at Newberry	W, 6-3
3/20	Suffolk	W, 13-7
3/21	at Francis Marion	W, 6-3
3/22	Lemoyne	W, 12-6
3/23	at Augusta	L, 6-4
3/24	Erskine	W, 10-2
4/26	Newberry	W, 13-2
3/27	Furman	W, 10-6
3/28	Morris	W, 11-0
3/29	Voorhees	L, 6-3
3/30	Benedict	W, 10-0
3/30	Benedict	W, 18-0
3/31	Francis Marion	W, 8-2
4/2	at Coastal Carolina	L, 12-10
4/6	at Erskine	W, 8-7
4/7	at USC-Aiken	L, 6-5
4/8	Augusta	W, 12-4
4/11	Wofford	W, 6-5
4/13	Coastal Carolina	W, 6-4
4/15	at Clemson	L, 6-0
4/16	Wingate	W, 2-0
4/17	at Morris	W, 10-4
4/21	at Benedict	W, 9-0
4/21	at Benedict	W, 9-0
4/23	Allen	W, 9-0

&amp; NAIA District 6 Playoffs – Sumter, SC

4/24	USC-Aiken	L, 5-2
4/26	at Wofford	L, 6-5
4/28	at Gardner-Webb	W, 12-6
5/4	& Wofford	W, 6-4
5/5	& Coastal Carolina	L, 7-3
5/5	& Wofford	W, 7-0
5/6	& Coastal Carolina	L, 12-1
& NAIA District 6 Playoffs – Sumter, SC		

## 1985 (Big South)

Record: 47-9

Coach: Horace Turbeville

2/28	at South Carolina	L, 6-2
3/1	Tusculum	W, 15-4
3/2	Tusculum	W, 6-0
3/3	Tusculum	W, 11-0
3/4	at Voorhees	W, 11-1
3/6	Gardner-Webb	W, 13-3
3/7	Gardner-Webb	W, 18-8
3/8	Davis and Elkins	W, 5-4
3/9	Davis and Elkins	W, 11-1
3/12	UNC Asheville	W, 13-3
3/13	UNC Asheville	W, 15-14
3/14	Allen	W, 22-3
3/15	Slippery Rock	W, 14-4
3/16	West Virginia State	W, 13-6
3/17	Suffolk	W, 11-10
3/18	Campbell	W, 15-5
3/19	Concord	W, 8-3
3/20	at Newberry	L, 3-2
3/21	Concord	W, 16-1
3/23	West Virginia State	W, 3-1
3/24	North Polk	W, 9-3
3/25	at Wofford	W, 11-7
3/26	Voorhees	W, 10-7
3/27	at Francis Marion	L, 8-4
3/28	Radford	W, 11-1
3/28	Radford	W, 11-2
3/29	at Coastal Carolina	L, 13-10
4/1	at Wingate	W, 15-13
4/2	Morris	W, 13-3
4/3	at Allen	W, 33-1
4/4	at Campbell	L, 15-2
4/5	Oakland	W, 13-1
4/6	Francis Marion	W, 5-1
4/7	at Clemson	L, 13-5
4/9	Wofford	W, 5-3
4/10	at Erskine	L, 8-4
4/11	Benedict	W, 11-1
4/11	Benedict	W, 11-5
4/13	at USC-Aiken	W, 5-4
4/15	at Morris	W, 15-1
4/17	Newberry	W, 10-4
4/18	at Benedict	W, 12-2
4/18	at Benedict	W, 5-2
4/20	Coastal Carolina	W, 9-8
4/22	USC-Aiken	W, 9-1
4/23	Wingate	W, 10-9
4/26	Erskine	W, 5-1
5/3	+USC-Aiken	W, 5-4
5/4	+Coastal Carolina	W, 9-1
5/5	+USC-Aiken	W, 5-4
5/9	\$West Liberty State	W, 7-4

5/10	\$Northern Kentucky	L, 10-9
5/10	\$Elon	L, 8-5
5/13	^Columbus	W, 10-9
5/14	^Armstrong State	W, 7-5
5/15	^at Campbell	W, 12-5
^ BSC Tournament – Buies Creek, NC		
^ NAIA District Tournament – Sumter, SC		
\$ NAIA Area 7 Tournament – Bluefield, WV		

## 1986 (Big South)

Record: 37-10 (12-5)

Coach: Horace Turbeville

2/25	at South Carolina	L, 4-1
2/27	Gardner-Webb	L, 7-1
3/1	Tusculum	W, 13-2
3/2	Tusculum	W, 12-1
3/3	Tusculum	W, 15-7
3/4	Assumption	W, 13-4
3/5	Assumption	W, 13-1
3/7	Alderson-Broaddus	W, 13-4
3/8	Alderson-Broaddus	W, 8-5
3/9	at Clemson	L, 9-4
3/10	*at UNC Asheville	W, 6-5
3/11	*at UNC Asheville	W, 11-4
3/11	*at UNC Asheville	W, 13-5
3/12	West Liberty State	W, 6-3
3/17	*at Coastal Carolina	L, 9-0
3/18	Husson	W, 16-4
3/22	West Virginia State	W, 6-3
3/23	West Virginia State	W, 12-2
3/25	Youngstown State	W, 13-3
3/26	Bluefield State	W, 16-4
3/27	Bluefield State	W, 11-1
3/28	West Virginia State	W, 13-6
3/29	*Radford	W, 7-4
3/30	*Radford	W, 5-1
3/30	*Radford	W, 12-2
4/2	*at Campbell	L, 6-4
4/3	*at Campbell	L, 5-3
4/3	*at Campbell	L, 6-5
4/5	at Benedict	W, 11-1
4/5	at Benedict	W, 13-2
4/7	*Coastal Carolina	W, 7-2
4/11	*Campbell	W, 10-3
4/12	*Campbell	W, 5-2
4/12	*Campbell	L, 12-10
4/14	at Wingate	W, 10-6
4/15	Benedict	W, 10-0
4/15	Benedict	W, 11-1
4/16	at Francis Marion	W, 12-2
4/19	*UNC Asheville	W, 14-5
4/20	*UNC Asheville	W, 4-3
4/20	*UNC Asheville	W, 6-0
4/22	at Gardner-Webb	W, 8-2
4/23	Wingate	W, 8-1
5/13	^at Augusta	L, 6-5
5/14	^vs. Campbell	W, 6-4
5/14	^at Augusta	W, 6-2
5/15	^vs. Coastal Carolina	L, 20-2

\* BSC Game

^ BSC Tournament – Augusta, GA

## 1987 (Big South)

Record: 35-8 (10-5)

Coach: Horace Turbeville

2/26	Gannon	W, 4-1
3/2	Tusculum	W, 8-1
3/3	Tusculum	W, 11-6
3/5	Gardner-Webb	W, 12-0
3/6	West Liberty State	W, 16-3
3/11	Assumption	W, 13-3
3/12	Alderson-Broaddus	W, 16-0
3/13	Alderson-Broaddus	W, 21-5
3/14	Susquehanna	W, 10-0
3/14	Susquehanna	W, 10-0
3/15	*at Radford	W, 10-3
3/17	Fairmont State	W, 18-1
3/18	Fairmont State	W, 19-2
3/21	Davis and Elkins	W, 17-3
3/22	Davis and Elkins	W, 17-3
3/26	USC-Aiken	W, 11-0
3/27	*Radford	W, 13-1
3/28	*Radford	W, 8-0
4/2	*at Campbell	W, 14-2
4/3	*at Campbell	L, 10-5
4/4	at UNC Pembroke	W, 4-0
4/6	at Gardner-Webb	W, 10-0
4/7	*UNC Asheville	W, 3-2
4/7	*UNC Asheville	L, 11-9
4/8	*at Augusta	W, 14-5
4/9	at Davidson	L, 11-3
4/10	*Campbell	L, 4-3
4/11	*Campbell	W, 15-4
4/14	at Furman	W, 9-4
4/16	at South Carolina	L, 18-5
4/17	*UNC Asheville	W, 5-4
4/18	*UNC Asheville	W, 14-1
4/20	Francis Marion	W, 14-11
4/22	*at Coastal Carolina	L, 7-0
4/25	*Coastal Carolina	W, 17-3
4/26	*Augusta	L, 14-8
4/29	at USC-Aiken	W, 6-3
5/7	Tennessee	W, 22-11
5/14	^vs. Armstrong State	L, 14-8
5/15	^at Campbell	W, 8-1
5/15	^vs. Coastal Carolina	W, 11-7
5/15	^vs. Armstrong State	W, 12-6
5/15	^vs. Armstrong State	W, 13-12

\* BSC Game

^ BSC Tournament – Buies Creek, NC

## 1988 (Big South)

Record: 22-15 (8-5)

Coach: Horace Turbeville

2/26	Gannon	W, 14-0
2/27	Gannon	W, 6-3
2/29	at Davidson	W, 12-10
3/3	at Pfeiffer	L, 5-2
3/5	at UNC Pembroke	L, 14-4
3/6	N.C. State	L, 19-4
3/8	at Gardner-Webb	W, 13-3
3/11	at Baptist	L, 11-1
3/12	at Baptist	L, 5-4
3/12	at Baptist	L, 9-5
3/13	Wagner	W, 4-3

3/14	Wagner	L, 4-3
3/15	at N.C. State	L, 17-3
3/16	Warren Wilson	W, 11-1
3/17	Warren Wilson	W, 11-1
3/21	Youngstown State	W, 17-1
3/25	*Campbell	L, 5-2
3/26	*Campbell	W, 3-2
3/26	*Campbell	W, 1-0
3/29	Edinboro	W, 10-2
3/31	The Citadel	W, 14-2
4/1	*at UNC Asheville	W, 7-6
4/2	*at UNC Asheville	W, 4-1
4/3	*at UNC Asheville	W, 19-1
4/5	Davidson	W, 11-10
4/8	*Augusta	W, 10-5
4/9	*Augusta	W, 2-1
4/9	*Augusta	L, 12-2
4/11	Pfeiffer	W, 16-2
4/12	Westminster	W, 10-7
4/13	Gardner-Webb	W, 10-1
4/15	*at Coastal Carolina	L, 8-6
4/16	*at Coastal Carolina	L, 6-3
4/16	*at Coastal Carolina	L, 5-1
4/18	*Radford	W, 10-3
4/21	^at Coastal Carolina	L, 10-4
4/22	^vs. Baptist	L, 6-5

\* BSC Game

^ BSC Tournament – Conway, SC

## 1989 (Big South)

Record: 14-19 (5-13)

Coach: Horace Turbeville

2/22	at South Carolina	L, 6-2
3/1	Gardner-Webb	W, 7-2
3/6	*at Radford	L, 7-4
3/7	*at Radford	W, 7-2
3/7	*at Radford	L, 13-7
3/10	*at Augusta	L, 7-6
3/11	*at Augusta	L, 6-5
3/11	*at Augusta	L, 6-0
3/12	at Pfeiffer	W, 10-4
3/14	Davidson	W, 8-5
3/15	South Carolina	L, 17-6
3/16	Slippery Rock	W, 6-5
3/25	*UNC Asheville	L, 3-2
3/25	*UNC Asheville	L, 5-2
3/26	*UNC Asheville	W, 9-6
3/27	at USC-Aiken	L, 5-4
3/28	at Davidson	L, 12-10
3/31	*at Campbell	L, 9-6
4/1	*at Campbell	L, 4-3
4/1	*at Campbell	L, 4-3
4/3	at Methodist	L, 9-3
4/9	*Coastal Carolina	L, 8-6
4/9	*Coastal Carolina	L, 5-1
4/10	*Coastal Carolina	W, 11-0
4/11	Methodist	W, 12-11
4/12	USC-Aiken	W, 9-0
4/13	at Gardner-Webb	W, 6-5
4/18	Limestone	W, 11-3
4/19	Davidson	W, 9-8
4/21	*Baptist	W, 5-3
4/22	*Baptist	W, 13-3

4/22 \*Baptist L, 7-3  
 4/24 Davidson L, 8-7  
 \* BSC Game

## 1990 (Big South)

Record: 22-28-1 (5-11)

Coach: Horace Turbeville

2/20 at Duke L, 6-2  
 2/21 at Davidson T, 4-4  
 2/24 Gardner-Webb W, 6-2  
 2/25 Mt. St. Mary's W, 15-1  
 2/26 Mt. St. Mary's L, 6-3  
 2/27 Pfeiffer W, 6-5  
 2/28 Davidson L, 13-1  
 3/4 Appalachian State W, 10-3  
 3/5 Alderson-Broadus W, 9-0  
 3/6 Alderson-Broadus W, 11-3  
 3/7 Liberty L, 12-3  
 3/8 Appalachian State L, 6-5  
 3/9 \*at Baptist W, 2-0  
 3/10 \*at Baptist L, 3-1  
 3/10 \*at Baptist W, 6-5  
 3/11 Richmond L, 14-1  
 3/12 \*Campbell W, 8-0  
 3/13 \*Campbell L, 9-3  
 3/13 \*Campbell L, 15-5  
 3/14 at Western Carolina L, 6-5  
 3/20 at Limestone L, 8-2  
 3/22 Kent State L, 8-1  
 3/23 \*Augusta L, 20-10  
 3/24 \*Augusta L, 4-2  
 3/25 \*Augusta W, 6-3  
 3/26 Duke L, 14-5  
 3/27 at Wingate L, 8-5  
 3/30 \*at Coastal Carolina L, 5-0  
 4/1 USC-Aiken L, 6-3  
 4/3 at Gardner-Webb W, 6-4  
 4/4 Methodist W, 6-3  
 4/6 South Carolina State W, 14-1  
 4/7 Gannon W, 9-0  
 4/8 Gannon W, 9-2  
 4/10 Wingate W, 12-1  
 4/13 \*at UNC Asheville L, 9-4  
 4/13 \*at UNC Asheville L, 7-6  
 4/14 \*at UNC Asheville L, 6-1  
 4/17 Newberry W, 2-1  
 4/18 Limestone W, 3-2  
 4/19 at USC-Aiken W, 5-0  
 4/21 \*Radford W, 7-2  
 4/22 \*Radford L, 2-0  
 4/22 \*Radford L, 5-2  
 4/23 Wofford L, 6-3  
 4/24 at South Carolina L, 7-1  
 5/3 East Carolina L, 8-4  
 5/12 ^vs. (2) Radford L, 2-1  
 5/12 ^vs. (4) Charleston Sou. W, 3-1  
 5/14 ^vs. (2) Radford W, 8-4  
 5/14 ^vs. (5) Campbell L, 2-1

\* BSC Game

^ BSC Tournament – Conway, SC

## 1991 (Big South)

Record: 22-22 (10-8)

Coach: Horace Turbeville

2/19 at Davidson L, 9-8  
 2/20 at South Carolina L, 7-0  
 2/24 Appalachian State L, 5-3 (10)  
 2/26 Western Carolina L, 5-3  
 3/1 at Western Carolina L, 13-4  
 3/2 James Madison W, 3-2  
 3/5 \*Davidson L, 7-4  
 3/6 \*Davidson W, 7-3  
 3/6 \*Davidson W, 5-4  
 3/9 Richmond L, 11-4  
 3/10 Richmond W, 6-5  
 3/15 \*at Radford L, 8-2  
 3/16 \*at Radford W, 4-3  
 3/16 \*at Radford W, 7-5  
 3/17 UNC Greensboro W, 3-1  
 3/17 UNC Greensboro W, 8-4  
 3/21 South Carolina State W, 7-6  
 3/22 \*at Campbell W, 8-7  
 3/23 \*at Campbell L, 10-3  
 3/23 \*at Campbell W, 3-2  
 3/24 at Methodist L, 9-6  
 3/25 C.W. Post W, 12-7  
 3/27 Gannon W, 15-3  
 4/2 at Duke L, 5-3  
 4/6 \*Coastal Carolina L, 7-6 (8)  
 4/6 \*Coastal Carolina L, 3-0  
 4/7 \*Coastal Carolina L, 4-1  
 4/8 at Clemson L, 5-0 (5)  
 4/10 Augusta W, 7-1  
 4/11 at South Carolina State W, 12-7  
 4/12 \*Charleston Southern W, 13-9  
 4/13 \*Charleston Southern W, 9-3  
 4/13 \*Charleston Southern W, 10-1  
 4/17 at UNC Greensboro W, 8-2  
 4/20 Duke L, 5-4  
 4/22 College of Charleston W, 6-5(10)  
 5/2 \*at Augusta L, 8-7(13)  
 5/3 \*at Augusta L, 12-0  
 5/3 \*at Augusta W, 4-2  
 5/7 Jacksonville L, 10-2  
 5/7 Jacksonville L, 4-2  
 5/11 ^vs. (6) UNC Asheville L, 5-0  
 5/13 ^vs. (7) Charleston Sou. W, 13-3  
 5/14 ^at (1) Coastal Carolina L, 3-2 (11)

\* BSC Game

^ BSC Tournament – Conway, SC

## 1992 (Big South)

Record: 29-29 (10-7)

Coach: Joe Hudak

2/13 at USC-Aiken W, 7-4 (11)  
 2/16 at UNC Asheville W, 19-8  
 2/16 at The Citadel L, 4-2  
 2/19 at South Carolina L, 12-5  
 2/26 at Jacksonville L, 23-3  
 2/26 at Jacksonville L, 5-4 (8)  
 2/28 at Limestone L, 10-8  
 3/1 Appalachian State W, 5-1  
 3/2 UNC Wilmington L, 16-8  
 3/3 at Clemson L, 1-0

3/4 at Georgia L, 11-3  
 3/7 Limestone W, 7-2  
 3/8 North Carolina W, 11-4  
 3/9 C.W. Post L, 6-3  
 3/11 at UNC Wilmington W, 7-2  
 3/13 Richmond L, 8-6 (10)  
 3/14 \*Radford L, 7-4  
 3/14 \*Radford L, 11-1  
 3/15 \*Radford W, 6-5  
 3/21 \*Campbell L, 12-3  
 3/21 \*Campbell W, 10-7  
 3/22 at Georgia Tech L, 6-5  
 3/24 at UNC Greensboro W, 7-4  
 3/26 Kent State L, 12-4  
 3/28 \*at Coastal Carolina L, 5-4 (8)  
 3/28 \*at Coastal Carolina L, 8-6  
 3/29 \*at Coastal Carolina W, 5-0  
 4/2 at Clemson L, 12-11 (11)  
 4/3 at Western Carolina L, 14-5  
 4/4 \*at UNC Asheville W, 5-2  
 4/4 \*at UNC Asheville W, 10-5  
 4/5 \*at UNC Asheville W, 8-6  
 4/8 at Appalachian State L, 2-1 (11)  
 4/10 Western Carolina L, 9-5  
 4/11 \*Davidson W, 4-3  
 4/11 \*Davidson W, 6-5  
 4/12 \*Davidson L, 7-6 (10)  
 4/14 at South Carolina W, 6-5 (10)  
 4/15 Furman W, 6-5  
 4/17 Liberty W, 14-0  
 4/18 Liberty W, 13-4  
 4/18 Liberty W, 2-1  
 4/19 Gannon W, 11-0  
 4/20 Gannon W, 11-0  
 4/22 at North Carolina L, 11-2  
 4/23 at South Carolina L, 10-3  
 4/24 \*at Charleston Southern W, 5-4  
 4/25 \*at Charleston Southern L, 4-3  
 4/25 \*at Charleston Southern W, 11-4  
 4/28 UNC Greensboro W, 13-6  
 5/3 Augusta L, 3-1  
 5/9 ^ (6) Campbell W, 11-4  
 5/9 ^ (6) Campbell W, 8-3  
 5/12 at USC-Aiken L, 6-2  
 5/14 ^vs. (2) Davidson W, 11-1  
 5/15 ^at (1) Coastal Carolina L, 2-1  
 5/15 ^vs. (2) Davidson W, 8-4  
 5/16 ^at (1) Coastal Carolina L, 16-7

\* BSC Game

^ BSC Tournament – Rock Hill, SC/Conway, SC

## 1993 (Big South)

Record: 26-32 (12-10)

Coach: Joe Hudak

2/13 at Florida State L, 7-2  
 2/14 at Florida State L, 8-5  
 2/17 at Western Carolina L, 16-5  
 2/20 Tennessee Tech W, 3-1  
 2/20 Tennessee Tech W, 9-4  
 2/23 The Citadel L, 5-2  
 2/24 at Clemson L, 11-6  
 2/27 Appalachian State W, 8-7  
 2/28 South Carolina W, 6-5

3/5 UNC Wilmington L, 3-0  
 3/6 UNC Wilmington W, 5-1  
 3/7 at Georgia Southern L, 4-3 (10)  
 3/8 at The Citadel L, 4-0  
 3/9 at Davidson L, 9-6  
 3/11 at Charlotte L, 7-5  
 3/16 Maryland W, 8-0  
 3/17 Maryland W, 4-1  
 3/17 Maryland W, 6-1  
 3/19 Youngstown State W, 8-4  
 3/20 \*Towson W, 5-2  
 3/20 \*Towson W, 4-3  
 3/21 \*Towson W, 6-2  
 3/22 \*at Liberty W, 5-3  
 3/22 \*at Liberty L, 2-1  
 3/24 at South Carolina L, 14-0  
 3/25 Georgia Southern L, 3-2  
 3/27 \*Charleston Southern W, 13-1  
 3/28 \*Charleston Southern W, 11-4  
 3/28 \*Charleston Southern W, 8-0  
 3/29 Georgia Southern L, 9-3  
 4/2 \*at Campbell L, 11-10  
 4/3 \*at Campbell W, 8-3  
 4/3 \*at Campbell L, 10-3  
 4/4 South Carolina State W, 25-8  
 4/6 at Georgia L, 3-0  
 4/7 Charlotte W, 7-5  
 4/9 \*UMBC L, 2-1  
 4/9 \*UMBC L, 3-0  
 4/12 Davidson W, 4-3  
 4/13 Tennessee L, 5-4  
 4/14 Tennessee L, 5-4 (11)  
 4/17 \*at Radford W, 4-3  
 4/17 \*at Radford L, 16-8  
 4/18 \*at Radford L, 20-4  
 4/20 at Appalachian State L, 8-1  
 4/22 Western Carolina L, 9-3  
 4/24 \*Coastal Carolina L, 3-2  
 4/24 \*Coastal Carolina L, 7-6  
 4/25 \*Coastal Carolina L, 9-6  
 4/26 at UNC Greensboro L, 7-1  
 4/27 UNC Greensboro W, 5-3  
 5/2 Clemson L, 17-1  
 5/7 \*UNC Asheville W, 16-2  
 5/8 \*UNC Asheville W, 5-3  
 5/8 \*UNC Asheville W, 7-4  
 5/13 ^vs. (3) Towson State W, 7-1 (10)  
 5/14 ^vs. (5) Radford L, 10-3  
 5/15 ^ vs. (2) UMBC L, 13-2

\* BSC Game

^ BSC Tournament – Conway, SC

## 1994 (Big South)

Record: 32-20 (14-12)

Coach: Joe Hudak

2/19 William & Mary W, 4-3 (7)  
 2/19 William & Mary W, 3-2 (7)  
 2/20 William & Mary W, 13-3  
 2/26 Mt. St. Mary's W, 9-1 (7)  
 2/26 Mt. St. Mary's W, 11-4 (7)  
 2/27 Mt. St. Mary's W, 14-3  
 3/1 Western Carolina L, 9-5 (8)  
 3/4 \*Liberty W, 5-1

3/5	*Liberty	W, 1-0 (7)
3/5	*Liberty	W, 6-3 (7)
3/8	at The Citadel	W, 4-2
3/12	at Georgia	W, 9-4
3/13	at Georgia	L, 10-0
3/16	Western Carolina	W, 6-4
3/18	Youngstown State	W, 14-11
3/19	*UMBC	L, 2-1 (7)
3/19	*UMBC	W, 12-3 (7)
3/20	*UMBC	L, 13-3
3/22	at South Carolina	L, 3-2
3/24	Georgia Southern	W, 9-3 (7)
3/26	*at UNC Greensboro	L, 3-2 (7)
3/26	*at UNC Greensboro	L, 3-0 (7)
3/29	at Georgia Tech	L, 12-2
3/30	at Georgia Tech	L, 17-8
4/2	*Radford	L, 9-8 (7)
4/2	*Radford	W, 4-2 (7)
4/3	*Radford	L, 9-5
4/5	Troy	W, 8-7
4/6	at Charlotte	W, 9-4 (12)
4/9	*at Coastal Carolina	L, 3-2
4/9	*at Coastal Carolina	L, 7-1 (7)
4/10	*at Coastal Carolina	W, 15-12
4/12	at Western Carolina	L, 4-3 (10)
4/13	Charlotte	L, 10-9
4/15	*at Charleston Southern	W, 18-9
4/16	*at Charleston Southern	L, 16-4 (7)
4/16	*at Charleston Southern	L, 10-7 (7)
4/19	The Citadel	W, 6-4
4/20	Appalachian State	W, 2-1
4/23	*at UNC Asheville	L, 4-2 (7)
4/23	*at UNC Asheville	W, 9-0 (7)
4/24	* at UNC Asheville	W, 8-1
4/25	Davidson	L, 6-1
4/26	South Carolina	W, 5-3
5/1	Belmont-Abbey	W, 10-0
5/6	*Campbell	W, 4-1
5/6	*Campbell	W, 4-1 (7)
5/6	*Campbell	L, 13-4 (7)
5/9	Charlotte	W, 6-3
5/14	*at Towson	W, 13-3 (7)
5/14	*at Towson	W, 3-2 (7)
5/15	*at Towson	W, 9-6

### 1995 (Big South)

Record: 41-17-2 (18-6)

Coach: Joe Hudak

2/12	East Tennessee State	W, 4-2
2/12	East Tennessee State	W, 8-2
2/14	at The Citadel	L, 6-2
2/19	Wagner	W, 6-4
2/19	Wagner	W, 11-1
2/20	Wagner	W, 5-0
2/21	at Florida State	W, 2-1 (11)
2/22	at Florida State	L, 6-0
2/25	Eastern Kentucky	W, 11-5
2/25	Eastern Kentucky	L, 7-1
2/26	Eastern Kentucky	L, 3-1
3/1	at Georgia	L, 5-4
3/4	Cleveland State	W, 9-5
3/4	Cleveland State	W, 11-0
3/5	Cleveland State	T, 5-5 (11)

3/6	James Madison	L, 5-3 (10)
3/7	at Auburn	W, 11-1
3/10	at Auburn	L, 5-3
3/11	at Mississippi State	L, 10-6
3/12	at Mississippi State	W, 3-0
3/14	at Illinois State	W, 3-2
3/15	at Illinois State	T, 4-4 (10)
3/17	*Charleston Southern	L, 2-1 (11)
3/18	*Charleston Southern	W, 8-6
3/18	*Charleston Southern	W, 3-2
3/22	at Furman	W, 12-10
3/25	*Towson	W, 3-2
3/25	*Towson	W, 4-2
3/26	*Towson	W, 4-3
3/29	North Carolina A&T	W, 5-1
3/31	at North Carolina A&T	W, 12-6
4/1	*at Radford	L, 5-3
4/1	*at Radford	W, 8-0
4/2	*at Radford	L, 8-6
4/4	at Charlotte	L, 11-3
4/8	*at UNC Asheville	W, 9-1
4/8	*at UNC Asheville	W, 14-5
4/9	*at UNC Asheville	W, 24-9
4/11	Davidson	W, 11-5
4/15	*UNC Greensboro	L, 10-7
4/15	*UNC Greensboro	W, 1-0
4/16	*UNC Greensboro	W, 10-9
4/19	The Citadel	W, 6-5
4/22	*Coastal Carolina	W, 9-3
4/22	*Coastal Carolina	W, 20-7
4/23	*Coastal Carolina	W, 7-6
4/30	Limestone	W, 5-2
5/5	*at Liberty	W, 9-5
5/6	*at Liberty	L, 6-2
5/6	*at Liberty	L, 6-4
5/10	at South Carolina	W, 13-1
5/13	*at UMBC	W, 7-5
5/13	*at UMBC	W, 9-2
5/16	*at UMBC	W, 3-0
5/19	% Coppin State	W, 6-3
5/19	% Coppin State	W, 6-2
5/25	\$vs. (2) Alabama	W, 4-0
5/26	\$vs. (4) Richmond	W, 9-8
5/27	\$at (1) Clemson	L, 9-5
5/28	\$vs. (2) Alabama	L, 14-0

\* BSC Game

% NCAA Play-In Series – Rock Hill, SC

\$ NCAA Regional – Clemson, SC

### 1996 (Big South)

Record: 41-15-1 (14-5)

Coach: Joe Hudak

2/10	North Greenville	W, 10-1
2/11	South Carolina	W, 4-3
2/13	at Georgia	W, 6-5 (10)
2/18	Penn State	L, 9-4
2/18	Penn State	W, 1-0
2/19	Penn State	L, 12-1
2/20	at Auburn	L, 5-1
2/21	at Auburn	W, 9-8 (13)
2/24	Wright State	W, 3-2
2/24	Wright State	W, 8-7
2/25	Wright State	W, 10-4

2/29	at The Citadel	W, 9-8
3/3	at Hawaii-Hilo	L, 22-12
3/4	at Hawaii-Hilo	W, 23-2
3/4	at Hawaii-Hilo	W, 11-3
3/5	at Hawaii-Hilo	W, 9-7
3/6	at Hawaii-Hilo	W, 11-6
3/8	at Hawaii-Pacific	W, 7-6
3/8	at Hawaii-Pacific	W, 5-3
3/9	at Hawaii-Pacific	L, 5-4
3/12	Marshall	T, 9-9
3/13	East Tennessee State	W, 5-4
3/16	Michigan State	W, 6-2
3/16	Michigan State	W, 2-1
3/17	Michigan State	L, 7-6
3/17	Michigan State	W, 3-2
3/19	at Georgia Tech	L, 10-7
3/20	at Georgia Tech	L, 14-1
3/23	*UMBC	W, 6-5
3/23	*UMBC	W, 5-0
3/24	*UMBC	W, 12-5
3/26	at North Carolina A&T	W, 13-4
3/30	*UNC Asheville	W, 6-1
3/30	*UNC Asheville	W, 5-0
3/31	*UNC Asheville	L, 8-6
4/2	Western Carolina	L, 9-3
4/5	*at Charleston Southern	L, 2-1
4/7	*at Charleston Southern	L, 6-5
4/7	*at Charleston Southern	L, 4-2
4/10	at Western Carolina	L, 6-5
4/12	*Liberty	W, 15-2
4/13	*Liberty	W, 3-0
4/13	*Liberty	W, 17-2
4/16	North Carolina A&T	W, 8-1
4/17	Furman	W, 3-0
4/19	The Citadel	W, 5-4
4/20	*Radford	W, 2-1
4/20	*Radford	W, 3-1
4/21	*Radford	W, 8-7 (11)
4/23	at Davidson	W, 18-5
4/28	Limestone	W, 8-2
5/1	at Wake Forest	W, 11-10
5/2	at Furman	W, 13-5
5/4	at North Carolina	L, 8-4
5/5	*at Coastal Carolina	W, 8-7
5/6	*at Coastal Carolina	W, 14-6
5/11	*UNC Greensboro	W, 7-5

\* BSC Game

### 1997 (Big South)

Record: 27-29-1 (14-7)

Coach: Joe Hudak

1/31	at Florida	L, 9-8
2/1	at Florida	L, 15-2
2/2	at Florida	L, 5-3
2/7	at Georgia	W, 8-5
2/8	at Georgia	L, 5-0
2/9	at Georgia	L, 6-4
2/15	George Washington	L, 5-4
2/16	George Washington	W, 15-4
2/16	George Washington	W, 10-1
2/22	Morehead State	W, 10-5
2/22	Morehead State	W, 7-1
2/23	Morehead State	W, 8-1

2/25	at Auburn	L, 5-3
2/26	at Auburn	L, 13-7
3/1	Ohio State	L, 8-3
3/1	Ohio State	L, 3-2
3/2	Ohio State	L, 9-7
3/2	Ohio State	W, 8-0
3/6	James Madison	L, 7-5
3/8	Seton Hall	L, 2-1
3/8	Seton Hall	L, 2-0
3/9	Seton Hall	W, 5-4 (10)
3/11	at Alabama	L, 7-2
3/12	at Alabama	L, 9-7
3/15	Kent State	W, 6-2
3/15	Kent State	W, 5-3
3/16	Kent State	W, 10-7
3/18	The Citadel	L, 16-11
3/22	*Coastal Carolina	W, 17-4
3/22	*Coastal Carolina	L, 7-4
3/23	*Coastal Carolina	W, 7-5
3/29	*at UNC Asheville	W, 5-1
3/29	*at UNC Asheville	W, 6-1
3/30	*at UNC Asheville	W, 11-1
4/4	*Charleston Southern	W, 8-6
4/5	*Charleston Southern	W, 6-1
4/5	*Charleston Southern	L, 12-3
4/8	at Georgia Tech	L, 7-5
4/9	at Georgia Tech	L, 15-2
4/11	*at Liberty	L, 11-8
4/13	*at Liberty	W, 6-1
4/13	*at Liberty	L, 3-2
4/17	at The Citadel	L, 4-3
4/19	*UNC Greensboro	W, 5-4
4/19	*UNC Greensboro	L, 7-6
4/20	*UNC Greensboro	L, 10-8
4/22	Charlotte	T, 0-0
4/26	*at UMBC	W, 16-4
4/26	*at UMBC	L, 6-2
4/27	*at UMBC	W, 12-3
5/4	Limestone	W, 5-4
5/7	at Charlotte	W, 6-2
5/10	*at Radford	W, 8-6
5/10	*at Radford	W, 9-6
5/11	*at Radford	W, 13-11
5/16	^vs. (3) Charleston South	L, 10-9 (10)
5/16	^vs. (1) UNC Greensboro	L, 4-3

\* BSC Game

^ BSC Tournament – Fort Mill, SC

### 1998 (Big South)

Record: 35-22 (10-8)

Coach: Joe Hudak

2/7	Norfolk State	W, 5-0
2/8	Norfolk State	W, 8-3 (7)
2/8	Norfolk State	W, 7-3
2/10	at Auburn	L, 9-5
2/13	Morehead State	W, 19-3 (7)
2/14	Morehead State	W, 3-0
2/14	Morehead State	W, 4-0 (7)
2/15	Morehead State	W, 12-11
2/20	Kent State	W, 8-7 (10)
2/21	Kent State	L, 3-1
2/21	Kent State	W, 8-3 (7)
2/22	Kent State	L, 19-11 (8)

2/24	at Wofford	W, 6-5
2/25	at Davidson	W, 10-4
2/28	Penn State	L, 6-0
2/28	Penn State	W, 10-9 (7)
3/1	Penn State	W, 8-3
3/3	Furman	W, 7-1
3/4	The Citadel	W, 9-3
3/6	vs. Army	W, 5-2
3/7	vs. UAB	L, 9-4
3/9	vs. Bowling Green	L, 7-3
3/10	vs. Virginia Tech	W, 12-8 (8)
3/11	vs. Indiana State	L, 9-8
3/12	at Fresno State	W, 3-1
3/13	vs. Toledo	W, 10-5 (8)
3/14	vs. Bowling Green	L, 6-2
3/20	*at Charleston Southern	L, 11-2
3/21	*at Charleston Southern	W, 9-3 (7)
3/21	*at Charleston Southern	L, 9-1 (7)
3/24	East Carolina	W, 14-9
3/25	East Carolina	W, 8-5
3/28	*Radford	W, 5-4 (7)
3/28	*Radford	L, 3-0 (7)
3/29	*Radford	W, 12-8
3/31	at Georgia Tech	L, 17-12
4/4	*at Coastal Carolina	W, 6-4 (7)
4/4	*at Coastal Carolina	L, 5-2 (7)
4/5	*at Coastal Carolina	W, 10-2
4/10	*UMBC	W, 5-0
4/11	*UMBC	W, 9-3 (7)
4/11	*UMBC	W, 5-4 (7)
4/15	Wake Forest	L, 4-3
4/18	*at UNC Asheville	L, 13-2 (7)
4/18	*at UNC Asheville	L, 3-2 (7)
4/20	*at UNC Asheville	L, 10-7
4/21	at East Carolina	W, 12-10
4/24	*Liberty	W, 6-5 (10)
4/25	*Liberty	W, 3-1 (7)
4/25	*Liberty	L, 2-0 (7)
4/27	Davidson	W, 7-1
4/28	Wofford	W, 9-1
5/6	at Furman	W, 2-0
5/8	^vs. (1) Liberty	L, 8-5
5/9	^vs. (3) UNC Asheville	W, 5-4
5/12	at Georgia Southern	L, 5-4
5/13	at Georgia Southern	L, 9-2

\* BSC Game

^ BSC Tournament – Fort Mill, SC

1999 (Big South)

Record: 40-23 (9-6)

Coach: Joe Hudak

2/13	Appalachian State	W, 8-2
2/13	Appalachian State	W, 18-5
2/14	Appalachian State	W, 3-2
2/16	at Wofford	L, 6-5
2/20	Pittsburgh	W, 8-4
2/20	Pittsburgh	W, 6-1
2/21	Pittsburgh	W, 8-5
2/25	at North Carolina	L, 7-5
2/26	Cleveland State	W, 6-4
2/27	Cleveland State	W, 13-6
2/27	Cleveland State	W, 3-2
2/28	Cleveland State	L, 12-9

3/5	Eastern Kentucky	W, 12-2
3/6	William & Mary	W, 6-5
3/6	Akron	W, 10-9
3/7	William & Mary	W, 13-5
3/9	at Florida	W, 4-3
3/10	at Florida	L, 8-7
3/12	Eastern Illinois	W, 7-4
3/13	Eastern Illinois	W, 2-0
3/13	Eastern Illinois	W, 3-1
3/15	Eastern Illinois	W, 13-0
3/16	at Davidson	W, 13-8
3/20	*UNC Asheville	W, 14-6
3/20	*UNC Asheville	W, 4-3
3/21	*UNC Asheville	W, 4-3
3/23	South Carolina	L, 8-5
3/27	*Charleston Southern	W, 4-0
3/27	*Charleston Southern	W, 7-0
3/28	*Charleston Southern	L, 3-2
4/2	*at Liberty	L, 14-11
4/3	*at Liberty	W, 11-7
4/3	*at Liberty	L, 4-3
4/6	at Georgia Tech	L, 2-1
4/10	*at Radford	W, 12-7
4/10	*at Radford	L, 14-5
4/11	*at Radford	L, 7-2
4/13	at The Citadel	L, 4-3 (10)
4/17	*Coastal Carolina	W, 2-0
4/17	*Coastal Carolina	L, 2-1
4/18	*Coastal Carolina	W, 4-3
4/20	at Wake Forest	L, 13-7
4/22	Davidson	W, 10-9
4/23	at Appalachian State	W, 10-1
4/24	Elon	W, 10-2
4/24	Elon	W, 8-7
4/27	The Citadel	L, 18-4
5/7	at Clemson	L, 14-2
5/8	at High Point	W, 19-4
5/8	at High Point	L, 5-2
5/11	at Furman	W, 7-2
5/12	at Jacksonville	W, 3-2
5/13	at Florida Atlantic	L, 7-4
5/14	at Miami	L, 17-1
5/15	at Miami	L, 9-2
5/16	at Miami	L, 8-2
5/20	^vs. (5) Charleston Sou.	W, 8-7
5/21	^vs. (4) Liberty	W, 13-0
5/22	^at (1) Coastal Carolina	W, 4-3
5/23	^at (1) Coastal Carolina	W, 6-3
5/28	\$vs. (1) Tulane	W, 8-7
5/29	\$at (2) Auburn	L, 8-6
5/29	\$vs. (1) Tulane	L, 15-8

\* BSC Game

^ BSC Tournament – Conway, SC

\$ NCAA Regional – Auburn, AL

2000 (Big South)

Record: 31-32 (7-14)

Coach: Joe Hudak

2/5	at Auburn	L, 6-3
2/6	at Auburn	L, 11-5
2/12	at Mercer	W, 9-2
2/13	at Mercer	W, 13-2
2/16	at Wofford	W, 6-4

2/19	Appalachian State	W, 4-0
2/20	Appalachian State	W, 3-1
2/25	Kent State	L, 7-2
2/26	Kent State	W, 11-10
2/26	Kent State	L, 5-1
3/1	at The Citadel	W, 5-3
3/3	*Liberty	L, 7-1
3/5	*Liberty	L, 10-3
3/5	*Liberty	W, 7-2
3/8	*at Charleston Southern	W, 7-4
3/8	*at Charleston Southern	L, 4-3
3/10	Fairfield	W, 5-2
3/11	Marshall	W, 5-2
3/11	Ohio State	W, 7-2
3/12	Ohio State	L, 7-6
3/14	Fairfield	W, 5-4
3/17	Columbia	W, 3-0
3/17	Columbia	L, 5-2
3/18	Columbia	L, 3-2
3/18	Penn State	L, 4-3
3/19	Penn State	W, 9-8
3/23	Brown	W, 8-4
3/23	Brown	W, 4-3
3/24	Howard	W, 14-0
3/24	Howard	W, 3-1
3/27	vs. Pepperdine	W, 6-5
3/28	at Hawaii	W, 3-2
3/29	vs. Lewis-Clark State	L, 3-0
3/30	vs. Pepperdine	L, 14-2
3/31	at Hawaii	L, 11-2
4/1	vs. Lewis-Clark State	L, 5-1
4/6	at Davidson	L, 15-14
4/9	*at UNC Asheville	L, 5-4 (18)
4/9	*at UNC Asheville	W, 10-0
4/11	at Georgia Southern	W, 6-4
4/15	*at Coastal Carolina	W, 8-3
4/16	*at Coastal Carolina	L, 4-2
4/16	*at Coastal Carolina	L, 1-0
4/19	Wofford	L, 9-4
4/22	*Radford	L, 11-10
4/22	*Radford	L, 3-1
4/23	*Radford	W, 5-4
4/26	The Citadel	L, 11-1
5/2	Georgia Southern	W, 3-1
5/3	at North Carolina	L, 14-3
5/6	*at Elon	L, 16-1
5/6	*at Elon	L, 6-4
5/7	*at Elon	L, 13-3
5/9	*at Charleston Southern	L, 8-4
5/10	Davidson	W, 8-7
5/11	*at UNC Asheville	W, 13-6
5/13	*High Point	L, 6-0
5/13	*High Point	L, 3-1
5/14	*High Point	W, 9-2
5/18	^vs. (3) Radford	W, 7-5
5/18	^vs. (2) Charleston South	W, 8-7
5/19	^vs. (1) Liberty	L, 4-2
5/20	^vs. (2) Charleston South	L, 9-1

\* BSC Game

^ BSC Tournament – Conway, SC

2001 (Big South)		
Record: 48-16-1 (18-3)		
Coach: Joe Hudak		
2/10	Mercer	L, 7-5
2/11	Mercer	W, 9-6
2/16	Kentucky	W, 3-0
2/17	Appalachian State	W, 8-1
2/17	Kentucky	W, 10-7
2/18	Appalachian State	W, 6-2
2/20	at Florida	W, 11-7
2/21	at Florida	W, 14-5
2/23	Eastern Kentucky	W, 7-0
2/24	Indiana	W, 8-6
2/24	Wagner	W, 24-1
2/25	Indiana	T, 4-4
2/27	Wofford	W, 11-0
3/4	at Alabama	L, 12-0
3/4	at Alabama	L, 11-5
3/5	at Alabama	W, 4-3
3/9	Stony Brook	L, 2-1
3/10	Fairfield	W, 10-0
3/10	Stony Brook	W, 12-6
3/11	Fairfield	W, 12-9
3/13	N.C. State	W, 5-3
3/14	Fairfield	W, 3-2
3/16	Western Michigan	W, 4-3
3/17	Western Michigan	L, 7-5
3/18	Western Michigan	W, 4-1
3/23	*Charleston Southern	W, 7-3
3/24	*Charleston Southern	W, 9-0
3/24	*Charleston Southern	W, 7-0
3/28	North Carolina	W, 3-2
3/31	*at Liberty	W, 12-5
3/31	*at Liberty	W, 5-2
4/2	*at Liberty	W, 12-6
4/5	at Clemson	W, 8-4
4/7	*at Radford	W, 14-3
4/7	*at Radford	W, 14-3
4/8	*at Radford	W, 10-6
4/10	at Georgia	W, 10-5
4/11	at Georgia	L, 5-4
4/13	*Coastal Carolina	W, 7-6
4/14	*Coastal Carolina	L, 5-3
4/14	*Coastal Carolina	W, 5-1
4/17	Davidson	W, 7-0
4/18	at The Citadel	W, 9-7
4/21	*Elon	L, 4-2
4/21	*Elon	W, 12-4
4/22	*Elon	L, 7-4
4/25	The Citadel	L, 7-3
5/1	at Appalachian State	W, 5-0
5/2	at Wofford	L, 4-3
5/5	*at High Point	W, 13-5
5/5	*at High Point	W, 10-5
5/6	*at High Point	W, 9-7
5/8	at Kentucky	L, 3-1
5/11	*at UNC Asheville	W, 7-2
5/11	*at UNC Asheville	W, 4-2
5/12	*at UNC Asheville	W, 13-10
5/16	^vs. (8) Charleston Southern	W, 7-2
5/17	^vs. (4) Elon	W, 3-1
5/19	^vs. (2) Coastal Carolina	W, 2-0
5/19	^vs. (3) Liberty	L, 3-1

5/20	^vs. (2) Coastal Carolina	L, 3-2
5/25	\$vs. (3) South Florida	L, 7-2
5/26	\$vs. (4) UMBC	W, 6-0
5/27	\$vs. (3) South Florida	W, 6-1
5/27	\$vs. (1) East Carolina	L, 7-3

\* BSC Game

^ BSC Tournament – Danville, VA

\$ NCAA Regional – Wilson, NC

## 2002 (Big South)

Record: 29-30 (8-13)

Coach: Joe Hudak

2/9	Marshall	W, 11-3
2/10	Marshall	W, 12-0
2/16	at Florida	L, 10-22
2/17	at Florida	L, 8-4
2/19	at Georgia Southern	L, 7-0
2/22	Wagner	W, 7-0
2/23	Appalachian State	W, 5-3
2/24	Wagner	W, 11-4
2/24	Appalachian State	W, 5-4
3/1	Northern Illinois	W, 13-12
3/3	Akron	L, 10-6
3/3	West Virginia	W, 4-3
3/5	at Texas	L, 2-1
3/6	at Baylor	L, 17-6
3/8	at Georgia Tech	L, 6-4
3/9	at Georgia Tech	L, 7-5
3/10	at Georgia Tech	L, 8-1
3/15	Dayton	W, 4-3
3/16	Birmingham-Southern	W, 3-1
3/16	Dayton	L, 4-3
3/17	Birmingham-Southern	W, 6-2
3/23	*at Elon	L, 6-3
3/23	*at Elon	L, 1-0
3/24	*at Elon	L, 6-3
3/29	Kent State	W, 7-5
3/30	Kent State	W, 8-3
3/30	Kent State	L, 9-2
3/31	Kent State	L, 18-6
4/3	at Clemson	L, 6-4
4/6	*at UNC Asheville	L, 8-6
4/6	*at UNC Asheville	W, 10-6
4/7	*at UNC Asheville	L, 6-0
4/9	at N.C. State	L, 13-7
4/12	*Liberty	L, 12-8
4/13	*Liberty	L, 6-5
4/13	*Liberty	L, 11-8
4/17	at Appalachian State	L, 17-16
4/19	*Charleston Southern	W, 12-11
4/20	*Charleston Southern	W, 7-6
4/20	*Charleston Southern	W, 14-3
4/24	The Citadel	W, 5-0
4/27	Gardner-Webb	W, 7-3
4/28	Gardner-Webb	W, 4-3
5/2	at Appalachian State	W, 12-11
5/5	*High Point	L, 8-4
5/5	*High Point	W, 4-2
5/6	*High Point	L, 10-8
5/7	at The Citadel	W, 2-1
5/11	*Coastal Carolina	L, 7-3
5/11	*Coastal Carolina	L, 8-3
5/12	*Coastal Carolina	L, 3-0

5/14	Western Carolina	W, 3-2
5/17	*Radford	W, 11-2
5/18	*Radford	W, 4-0
5/18	*Radford	W, 7-3
5/22	^(3) Charleston Southern	W, 4-1
5/23	^(2) Elon	W, 9-5
5/24	^(1) Coastal Carolina	L, 4-3
5/25	^(4) Liberty	L, 8-2

\* BSC Game

^ BSC Tournament – Rock Hill, SC

## 2003 (Big South)

Record: 35-22 (15-4)

Coach: Joe Hudak

2/14	Cincinnati	W, 6-4
2/14	Cincinnati	W, 4-2
2/15	Cincinnati	L, 5-3
2/15	Cincinnati	W, 5-4
2/21	Wagner	W, 28-5
2/23	Delaware State	L, 2-1
2/23	Kent State	W, 8-2
3/1	La Salle	W, 17-6
3/2	La Salle	W, 11-1
3/2	La Salle	W, 6-4
3/3	La Salle	W, 13-6
3/4	at Clemson	L, 5-4
3/7	at LSU	L, 10-2
3/8	at LSU	L, 11-1
3/9	at LSU	L, 3-2
3/12	at Furman	W, 11-8
3/14	Birmingham-Southern	L, 10-3
3/16	Northern Illinois	L, 11-10
3/16	Michigan	L, 8-5
3/21	*Charleston Southern	L, 11-5
3/22	*Charleston Southern	W, 13-3
3/23	*Charleston Southern	W, 12-11
3/25	*Charlotte	L, 17-8
3/26	at N.C. State	W, 8-5
3/28	*at Liberty	W, 5-1
3/29	*at Liberty	W, 11-8
3/29	*at Liberty	W, 7-0
4/2	at Georgia Tech	L, 7-5
4/4	*UNC Asheville	W, 11-3
4/5	*UNC Asheville	W, 4-1
4/6	*UNC Asheville	W, 9-3
4/9	at Georgia	L, 5-0
4/9	at Georgia	W, 3-2
4/12	NYIT	W, 9-5
4/12	NYIT	W, 8-1
4/13	NYIT	W, 11-4
4/15	at Charlotte	L, 14-5
4/16	The Citadel	W, 6-5
4/19	*Elon	W, 7-4
4/19	*Elon	W, 8-2
4/23	at The Citadel	L, 10-3
4/26	*Coastal Carolina	L, 12-11
4/26	*Coastal Carolina	L, 4-2
4/27	*Coastal Carolina	W, 12-6
4/30	Furman	W, 15-5
5/3	James Madison	W, 7-3
5/4	James Madison	W, 4-2
5/7	Georgia Southern	L, 11-9
5/9	*at High Point	W, 4-2

5/10	*at High Point	L, 3-2 (10)
5/11	*at High Point	W, 7-1
5/13	at Mississippi State	L, 9-3
5/16	*at Radford	W, 11-1
5/17	*at Radford	W, 15-2
5/23	^(6) Liberty	W, 2-1
5/24	^(4) UNC Asheville	L, 9-1
5/24	^(3) Elon	L, 8-1

\* BSC Game

^ BSC Tournament – Rock Hill, SC

## 2004 (Big South)

Record: 37-23 (16-8)

Coach: Joe Hudak

2/14	Maryland	W, 7-6
2/19	Akron	W, 18-3
2/20	Akron	L, 3-2
2/21	Stony Brook	W, 10-6
2/21	Appalachian State	W, 8-1
2/27	vs. Notre Dame	L, 19-6
2/28	vs. Minnesota	L, 7-4
2/29	at Florida Atlantic	L, 14-4
3/4	North Carolina A&T	W, 4-2
3/7	Wake Forest	W, 3-1
3/7	Wake Forest	L, 4-2
3/10	Seton Hall	W, 8-2
3/10	Seton Hall	W, 11-1
3/12	at South Alabama	L, 13-2
3/13	vs. McNeese State	L, 7-1
3/14	vs. Ohio State	L, 6-4
3/17	at Charlotte	W, 8-6
3/20	Illinois	W, 8-6 (11)
3/21	Illinois	L, 6-3
3/23	Illinois	W, 9-2
3/24	The Citadel	L, 5-4
3/26	*High Point	W, 12-9
3/27	*High Point	W, 8-1
3/28	*High Point	W, 14-2
3/30	at #25 Col. of Charleston	L, 3-0
4/2	*at Coastal Carolina	L, 13-2
4/4	*at Coastal Carolina	W, 9-5
4/5	*at Coastal Carolina	W, 21-13
4/7	at Furman	W, 11-6
4/9	*Liberty	W, 7-1
4/9	*Liberty	L, 3-2
4/10	*Liberty	W, 6-0
4/13	at Clemson	L, 9-5
4/16	*at Charleston Southern	W, 6-5
4/17	*at Charleston Southern	W, 12-9
4/17	*at Charleston Southern	W, 11-1
4/20	at Georgia Tech	L, 7-6 (13)
4/23	*at VMI	W, 14-3
4/24	*at VMI	L, 5-1
4/25	*at VMI	W, 17-2
4/28	#24 College of Charleston	W, 7-2
5/1	Florida Atlantic	W, 4-3
5/1	Florida Atlantic	W, 3-1
5/2	Florida Atlantic	W, 4-1
5/5	Furman	W, 11-6
5/7	*Birmingham-Southern	L, 4-1
5/8	*Birmingham-Southern	L, 19-10
5/9	*Birmingham-Southern	L, 10-8 (10)
5/14	*Radford	W, 2-1 (11)

5/15	*Radford	L, 8-7
5/16	*Radford	W, 5-4
5/18	at The Citadel	W, 5-2
5/21	*at UNC Asheville	W, 13-3
5/22	*at UNC Asheville	L, 10-3
5/23	*at UNC Asheville	W, 6-3
5/26	^(5) UNC Asheville	W, 2-1
5/27	^(3) Coastal Carolina	L, 8-4
5/28	^(5) UNC Asheville	W, 8-1
5/28	^(1) Birmingham-Sou.	L, 9-7

\* BSC Game

^ BSC Tournament – Rock Hill, SC

## 2005 (Big South)

Record: 44-22 (19-5)

Coach: Joe Hudak

2/10	Wake Forest	W, 8-0
2/11	Western Kentucky	W, 7-6
2/12	Maryland	W, 8-0
2/13	Wake Forest	W, 10-6
2/15	Charlotte	W, 8-1
2/17	Missouri	W, 7-4
2/18	Akron	W, 9-3
2/19	Missouri	L, 10-3
2/20	Gardner-Webb	W, 5-4
2/25	Wagner	W, 10-3
2/26	Illinois	L, 7-6
2/27	Kent State	L, 11-10
3/2	at College of Charleston	W, 8-6
3/4	*Charleston Southern	W, 3-0
3/5	*Charleston Southern	W, 12-3
3/6	*Charleston Southern	W, 9-2
3/9	at Clemson	W, 8-2
3/11	at Pepperdine	L, 4-1
3/12	vs. Cal State Northridge	W, 13-1
3/13	vs. #23 Oregon State	L, 8-2
3/15	at Hawaii	W, 4-3
3/16	at Hawaii	W, 11-3
3/23	Fordham	L, 3-2
3/25	*at Radford	W, 11-7
3/26	*at Radford	W, 8-2
3/26	*at Radford	W, 6-1
3/29	at North Carolina	L, 15-5
4/2	*at Liberty	W, 8-2
4/3	*at Liberty	L, 5-4
4/4	*at Liberty	L, 6-2
4/6	at Charlotte	L, 4-2
4/8	at #3 Georgia Tech	L, 6-1
4/9	at #3 Georgia Tech	W, 12-9
4/10	at #3 Georgia Tech	L, 20-3
4/15	*UNC Asheville	W, 11-0
4/16	*UNC Asheville	W, 8-3
4/17	*UNC Asheville	W, 8-3
4/19	at Wake Forest	L, 7-6
4/20	at The Citadel	W, 6-2
4/23	*VMI	W, 3-0
4/23	*VMI	W, 6-1
4/24	*VMI	W, 5-2
4/26	College of Charleston	L, 4-1
4/30	Troy	W, 17-3
5/1	Troy	W, 11-2
5/4	The Citadel	W, 13-6
5/7	*at High Point	W, 9-3

5/8	*at High Point	W, 12-6
5/9	*at High Point	W, 8-2
5/10	at #8 North Carolina	L, 13-5
5/13	*at Birmingham-Southern	L, 3-2
5/14	*at Birmingham-Southern	W, 5-3
5/15	*at Birmingham-Southern	W, 8-3
5/17	Longwood	W, 6-5
5/18	Georgia	L, 10-6
5/20	*Coastal Carolina	W, 4-2
5/21	*Coastal Carolina	L, 7-6
5/22	*Coastal Carolina	L, 6-2
5/25	^vs. (5) VMI	W, 11-1
5/26	^vs. (4) Liberty	W, 7-2
5/27	^at (1) Coastal Carolina	W, 10-4
5/28	^at (1) Coastal Carolina	L, 4-3
5/28	^at (1) Coastal Carolina	W, 13-7
6/3	\$vs. (3) Wichita State	W, 2-1
6/4	\$at (1) Tennessee	L, 3-2
6/5	\$vs. (3) Wichita State	L, 3-2

\* BSC Game

^ BSC Tournament – Conway, SC

\$ NCAA Regional – Knoxville, TN

## 2006 (Big South)

Record: 46-18 (17-7)

Coach: Joe Hudak

2/3	at #16 Miami	L, 16-4
2/5	at #16 Miami	W, 8-3 (10)
2/5	at #16 Miami	W, 4-3
2/11	at Alabama	W, 9-6 (10)
2/12	at Alabama	L, 7-4
2/13	at Alabama	W, 4-3
2/17	Maryland	W, 10-3
2/17	Evansville	W, 3-2
2/19	Gardner-Webb	W, 11-4
2/24	Xavier	W, 5-1
2/25	Xavier	W, 5-3
2/26	Xavier	W, 15-3
2/28	North Carolina A&T	W, 5-4
3/3	Kent State	L, 7-5
3/4	Kent State	L, 12-0
3/5	Kent State	W, 6-5
3/10	at Duke	W, 13-8
3/11	at Duke	W, 13-8
3/12	Duke	W, 6-1
3/14	at #1 Florida State	L, 10-0
3/17	Wagner	W, 10-0
3/18	Michigan	W, 5-3
3/19	George Washington	W, 16-0
3/24	*Liberty	W, 13-1
3/25	*Liberty	W, 8-7
3/26	*Liberty	W, 10-8
3/29	at The Citadel	W, 7-1
3/31	*Birmingham-Southern	L, 10-6
4/1	*Birmingham-Southern	W, 4-3
4/2	*Birmingham-Southern	L, 3-2
4/4	at College of Charleston	L, 8-3
4/5	Wake Forest	W, 5-0
4/7	*at Coastal Carolina	W, 8-0
4/9	*at Coastal Carolina	L, 14-13
4/9	*at Coastal Carolina	W, 8-2
4/11	College of Charleston	L, 5-2
4/14	*at UNC Asheville	W, 11-4

4/15	*at UNC Asheville	W, 13-11
4/15	*at UNC Asheville	W, 15-6
4/18	at #4 Clemson	W, 6-3
4/21	*Radford	W, 15-1
4/22	*Radford	L, 5-2
4/23	*Radford	L, 8-6
4/29	Stony Brook	W, 14-3
4/30	Stony Brook	W, 5-4
5/3	The Citadel	W, 8-2
5/5	*at Charleston Southern	W, 23-6
5/6	*at Charleston Southern	W, 8-5
5/7	*at Charleston Southern	W, 8-6
5/10	at #1 North Carolina	W, 12-8 (11)
5/12	*High Point	W, 6-5
5/13	*High Point	W, 3-1
5/14	*High Point	W, 10-1
5/19	*at VMI	W, 10-5
5/20	*at VMI	L, 10-4
5/21	*at VMI	L, 7-3
5/24	^vs. (5) Liberty	L, 9-6
5/25	^vs. (1) Birmingham-Sou.	W, 4-3
5/26	^at (3) Coastal Carolina	W, 4-3 (10)
5/27	^vs. (5) Liberty	L, 11-7
6/2	\$vs. (3) UNC Wilmington	W, 14-2
6/3	\$at (1) North Carolina	L, 14-4
6/4	\$vs. (3) UNC Wilmington	W, 5-3
6/4	\$at (1) North Carolina	L, 14-2

\* BSC Game

^ BSC Tournament – Conway, SC

\$ NCAA Regional – Chapel Hill, NC

## 2007 (Big South)

Record: 33-27 (15-6)

Coach: Joe Hudak

2/2	at #13 UCLA	L, 2-1
2/3	at #13 UCLA	W, 6-4
2/4	at #13 UCLA	L, 19-5
2/9	Maryland	W, 7-5
2/10	Creighton	W, 4-3 (10)
2/11	Gardner-Webb	W, 6-1
2/16	Xavier	W, 3-2
2/17	Xavier	W, 8-2
2/18	Xavier	W, 3-2
2/23	Miami (OH)	L, 6-5
2/24	Miami (OH)	L, 6-2
2/24	Miami (OH)	W, 5-4 (10)
2/27	at Georgia	L, 7-6
2/28	at #2 Clemson	L, 6-4
3/2	Temple	L, 5-4 (10)
3/3	Kent State	W, 9-1
3/4	East Tennessee State	W, 5-2
3/9	vs. Mississippi State	W, 7-6 (10)
3/10	vs. San Francisco	L, 7-2
3/11	at Baylor	L, 5-2
3/14	at Texas	L, 7-1
3/17	Wagner	W, 11-2
3/17	Wagner	L, 12-7
3/18	Wagner	W, 3-1
3/20	at The Citadel	L, 8-3
3/21	Wake Forest	L, 10-8
3/23	*#30 VMI	W, 4-2
3/24	*#30 VMI	W, 4-2
3/25	*#30 VMI	W, 9-5

3/28	at Wake Forest	W, 15-9
3/30	*UNC Asheville	L, 7-6
3/31	*UNC Asheville	W, 5-2
4/1	*UNC Asheville	W, 8-3
4/3	at Charlotte	L, 8-5
4/6	*at Radford	W, 11-3
4/6	*at Radford	W, 6-1
4/7	*at Radford	W, 11-5
4/13	Northeastern	L, 3-2
4/13	Northeastern	L, 11-2
4/14	Northeastern	L, 5-4
4/18	#30 College of Charleston	L, 11-9 (10)
4/20	*Charleston Southern	W, 5-1
4/21	*Charleston Southern	W, 5-0
4/22	*Charleston Southern	W, 14-7
4/24	North Carolina A&T	W, 22-2
5/2	at #24 Col. of Charleston	W, 16-14
5/6	*at High Point	W, 11-2
5/7	*at High Point	W, 6-1
5/8	*at High Point	W, 5-4
5/11	*at Liberty	L, 5-4
5/12	*at Liberty	L, 6-5
5/13	*at Liberty	L, 9-6
5/15	at #3 North Carolina	L, 8-7
5/18	*#15 Coastal Carolina	W, 6-2
5/19	*#15 Coastal Carolina	L, 10-5
5/20	*#15 Coastal Carolina	L, 7-2
5/23	^ (5) High Point	W, 6-5
5/24	^ (3) Liberty	W, 4-1
5/25	^ (1) Coastal Carolina	L, 13-4
5/25	^ (3) Liberty	L, 11-0

\* BSC Game

^ BSC Tournament – Rock Hill, SC

## 2008 (Big South)

Record: 26-34 (11-10)

Coach: Joe Hudak

2/23	Evansville	W, 11-1
2/24	St. John's	L, 4-3
2/25	Gardner-Webb	W, 17-5
2/26	St. John's	L, 2-0
2/28	#2 North Carolina	L, 6-1
2/29	#24 St. John's	L, 3-2 (10)
3/1	Kent State	L, 5-3
3/2	Kent State	W, 5-0
3/7	Southern California	L, 7-3
3/8	Southern California	L, 9-2
3/9	Southern California	L, 7-1
3/11	at Elon	L, 8-7
3/12	College of Charleston	L, 17-6
3/14	at #9 Rice	L, 10-4
3/15	at #9 Rice	L, 12-2
3/16	at #9 Rice	L, 10-6
3/17	at #11 Rice	L, 9-1
3/19	at Prairie View A&M	W, 15-2
3/19	at Prairie View A&M	W, 16-1
3/21	Wagner	W, 10-6
3/22	Wagner	L, 5-2 (10)
3/23	Wagner	W, 4-1
3/24	Wagner	W, 5-4
3/26	at The Citadel	W, 11-6
3/28	*at VMI	W, 11-3
3/29	*at VMI	L, 5-4

3/30	*at VMI	W, 4-0
4/2	at College of Charleston	L, 5-4
4/4	*at #21 Coastal Carolina	L, 2-1
4/6	*at #21 Coastal Carolina	L, 5-1
4/6	*at #21 Coastal Carolina	W, 8-1
4/8	at #11 Georgia	W, 5-1
4/11	*High Point	L, 4-3
4/12	*High Point	W, 5-4
4/13	*High Point	W, 3-0
4/16	at Wake Forest	L, 10-8
4/18	*at Charleston Southern	L, 9-4
4/19	*at Charleston Southern	L, 13-5
4/19	*at Charleston Southern	W, 21-15
4/23	Elon	L, 9-3
4/25	*Liberty	W, 10-5
4/26	*Liberty	L, 7-6
4/27	*Liberty	W, 8-7
4/29	Charlotte	L, 7-5
5/2	Lipscomb	W, 6-2
5/3	Lipscomb	W, 4-2
5/3	Lipscomb	L, 5-1
5/4	Lipscomb	W, 6-4
5/7	The Citadel	L, 14-7
5/9	*Radford	L, 7-3
5/10	*Radford	L, 8-4
5/10	*Radford	W, 5-3
5/13	at #2 North Carolina	L, 4-1
5/16	*at UNC Asheville	W, 13-12 (10)
5/17	*at UNC Asheville	W, 10-1
5/18	*at UNC Asheville	L, 10-8
5/21	^vs. (3) VMI	W, 7-2
5/22	^vs. (6) Radford	W, 13-9
5/23	^vs. (1) Coastal Carolina	L, 8-6
5/23	^vs. (2) Liberty	L, 15-3

\* BSC Game

^ BSC Tournament – Danville, VA

## 2009 (Big South)

Record: 35-25 (18-9)

Coach: Joe Hudak

2/20	Eastern Michigan	W, 17-9
2/21	George Washington	W, 11-5
2/21	Eastern Michigan	W, 8-1
2/22	George Washington	W, 18-2
2/25	North Carolina A&T	W, 10-5
2/27	Wagner	W, 10-4
2/27	Kent State	L, 9-6
3/3	at Georgia Southern	L, 5-4
3/4	East Tennessee State	W, 8-4
3/6	*at High Point	W, 4-3
3/7	*at High Point	W, 3-1
3/8	*at High Point	W, 8-4
3/10	Wake Forest	L, 6-4
3/13	at Southern California	W, 5-2
3/14	at Southern California	L, 12-7
3/15	at Southern California	L, 12-3
3/16	at Southern California	L, 10-2
3/18	Georgia Southern	W, 5-2
3/20	*#10 Coastal Carolina	L, 7-2
3/21	*#10 Coastal Carolina	W, 6-4
3/22	*#10 Coastal Carolina	W, 7-2
3/24	Charlotte	L, 2-0
3/27	*at Radford	W, 12-3

3/28	*at Radford	L, 7-5
3/29	*at Radford	L, 4-3
4/1	at The Citadel	W, 12-9
4/3	Charleston Southern	W, 10-4
4/4	Charleston Southern	W, 7-2
4/5	Charleston Southern	W, 2-1
4/8	at #5 Georgia	W, 7-4
4/8	at #5 Georgia	L, 13-2
4/10	*at Presbyterian College	W, 13-4
4/11	*at Presbyterian College	W, 8-4
4/11	*at Presbyterian College	W, 10-9
4/14	North Carolina A&T	W, 17-7
4/15	at #4 North Carolina	L, 20-4
4/17	*at Liberty	L, 8-5
4/18	*at Liberty	L, 5-3
4/18	*at Liberty	L, 10-5
4/21	at Charlotte	W, 7-2
4/22	The Citadel	L, 16-11
4/24	*VMI	W, 11-10
4/25	*VMI	L, 6-5
4/26	*VMI	L, 6-5
5/1	*UNC Asheville	W, 11-3
5/2	*UNC Asheville	W, 5-4
5/3	*UNC Asheville	W, 15-0
5/5	North Carolina Central	W, 9-1
5/8	at #4 Arizona State	L, 14-3
5/9	at #4 Arizona State	L, 10-9
5/10	at #4 Arizona State	L, 5-0
5/12	at Wake Forest	L, 4-2
5/14	*Gardner-Webb	W, 4-2
5/15	*Gardner-Webb	W, 9-7
5/16	*Gardner-Webb	L, 10-7
5/20	^vs. (6) High Point	L, 7-4
5/21	^vs. (8) VMI	W, 8-4
5/22	^vs. (4) Radford	W, 21-3
5/23	^vs. (3) Liberty	W, 6-1
5/23	^vs. (1) Coastal Carolina	L, 7-1

\* BSC Game

^ BSC Tournament – Asheville, NC

## 2010 (Big South)

Record: 27-30 (13-14)

Coach: Joe Hudak

2/19	Northwestern	W, 8-4
2/20	George Mason	W, 11-4
2/21	Marist	W, 19-4
2/22	Marist	W, 10-9
2/26	Wagner	W, 3-2
2/27	Wagner	W, 4-3
2/28	Wagner	W, 16-4
3/5	at Texas A&M	L, 7-0
3/6	at Texas A&M	L, 12-4
3/7	at Texas A&M	L, 2-1
3/11	Toledo	L, 5-4
3/12	Toledo	W, 5-4
3/13	Canisius	W, 3-2
3/14	Canisius	L, 3-1
3/16	Harvard	W, 12-5
3/18	Columbia	L, 4-2
3/19	Columbia	W, 11-5
3/20	Kent State	L, 16-10
3/20	Penn State	W, 14-13 (10)
3/24	at The Citadel	L, 7-3

3/26	*High Point	L, 15-4
3/27	*High Point	L, 15-9
3/27	*High Point	W, 8-4
3/30	at #22 North Carolina	L, 14-5
4/2	*at Gardner-Webb	L, 5-4
4/3	*at Gardner-Webb	L, 3-1
4/3	*at Gardner-Webb	L, 4-3
4/7	The Citadel	L, 10-8 (11)
4/9	*at Charleston Southern	L, 7-5
4/10	*at Charleston Southern	W, 2-1
4/11	*at Charleston Southern	W, 7-3
4/14	at Charlotte	L, 16-5
4/16	*at UNC Asheville	W, 12-11 (13)
4/17	*at UNC Asheville	W, 15-3
4/18	*at UNC Asheville	W, 10-8
4/21	at Georgia	L, 4-2
4/23	*Radford	L, 15-9
4/25	*Radford	W, 8-5
4/25	*Radford	L, 9-4
5/1	*Presbyterian College	W, 15-12
5/1	*Presbyterian College	W, 4-0
5/2	*Presbyterian College	L, 8-7 (13)
5/5	at #4 South Carolina	L, 14-6
5/8	*at #4 Coastal Carolina	L, 20-3
5/9	*at #4 Coastal Carolina	L, 11-7
5/10	*at #4 Coastal Carolina	L, 10-4
5/14	*at VMI	W, 6-5
5/15	*at VMI	W, 8-2
5/16	*at VMI	L, 7-5
5/18	The Citadel	L, 10-4
5/20	*Liberty	L, 8-2
5/21	*Liberty	W, 11-2
5/22	*Liberty	W, 8-5
5/25	^ (8) Gardner-Webb	W, 4-3
5/26	^ (2) Liberty	L, 7-2
5/27	^ (6) VMI	W, 11-6
5/28	^ (2) Liberty	L, 9-7

\* BSC Game

^ BSC Tournament – Rock Hill, SC

## 2011 (Big South)

Record: 27-30 (15-12)

Coach: Tom Riginos

2/18	at San Diego State	W, 14-9
2/19	at #28 San Diego	L, 7-5
2/20	at San Diego State	L, 6-1
2/25	Wagner	W, 9-2
2/26	Kent State	L, 13-0
2/26	Wagner	L, 8-5
2/27	Kent State	L, 8-6
3/4	Notre Dame	W, 4-2
3/4	Manhattan	W, 10-3
3/5	Notre Dame	W, 7-2
3/11	Michigan	W, 8-5
3/12	Stony Brook	L, 4-3
3/12	Michigan	L, 9-8
3/13	Stony Brook	L, 10-9
3/16	at The Citadel	W, 3-1
3/18	*VMI	W, 2-1
3/19	*VMI	W, 7-6 (10)
3/20	*VMI	L, 10-2
3/22	at #1 Florida	L, 22-5
3/23	at #1 Florida	L, 10-0

3/25	*at Liberty	L, 5-2
3/25	*at Liberty	W, 2-1
3/26	*at Liberty	L, 16-7
3/29	Furman	W, 10-0
4/1	*at High Point	W, 7-3
4/2	*at High Point	W, 7-5
4/3	*at High Point	W, 10-8
4/5	at #7 North Carolina	L, 12-6
4/6	The Citadel	W, 9-0
4/8	*UNC Asheville	W, 5-4
4/9	*UNC Asheville	W, 10-2
4/10	*UNC Asheville	L, 2-1
4/12	at Furman	L, 4-3
4/13	Wake Forest	W, 6-5 (10)
4/15	*at Radford	L, 9-6
4/17	*at Radford	L, 7-4
4/17	*at Radford	L, 5-4
4/19	at Wake Forest	L, 9-8 (11)
4/22	*Charleston Southern	W, 3-2 (10)
4/23	*Charleston Southern	L, 7-6
4/23	*Charleston Southern	L, 7-3
4/26	#25 Charlotte	L, 4-3
4/30	Mercer	L, 5-1
4/30	Mercer	W, 6-3
5/1	Mercer	W, 7-6
5/4	at The Citadel	L, 7-4
5/6	*at Presbyterian College	W, 15-1
5/7	*at Presbyterian College	W, 7-6
5/8	*at Presbyterian College	L, 6-3
5/13	*#24 Coastal Carolina	W, 3-2 (10)
5/14	*#24 Coastal Carolina	W, 6-5 (13)
5/15	*#24 Coastal Carolina	L, 5-0
5/19	*Gardner-Webb	W, 9-2
5/20	*Gardner-Webb	W, 4-1
5/21	*Gardner-Webb	L, 6-1
5/25	^vs. (3) Charleston Sou.	L, 9-3
5/26	^vs. (1) Coastal Carolina	L, 10-6

\* BSC Game

^ BSC Tournament – Lexington, VA

## 2012

Record: 17-35 (9-14)

Coach: Tom Riginos

2/17	#9 Georgia Tech	L, 5-0
2/18	Kent State	L, 11-3
2/18	#9 Georgia Tech	L, 5-3
2/21	Western Carolina	L, 13-3
2/24	at #9 Georgia	L, 13-5
2/25	at #9 Georgia	L, 2-1
2/26	at #9 Georgia	L, 3-0
2/28	Charlotte	L, 7-1
3/1	vs. Northern Illinois	W, 14-7
3/2	vs. #24 Oregon State	L, 9-4
3/3	vs. #11 Arizona State	L, 17-2
3/4	vs. Saint Louis	L, 6-2
3/7	College of Charleston	L, 6-3
3/9	Holy Cross	L, 3-0
3/10	Holy Cross	W, 3-2
3/11	Holy Cross	L, 4-3 (10)
3/12	Valparaiso	W, 8-6
3/14	at The Citadel	L, 9-2
3/16	Rider	W, 4-0
3/17	Rider	W, 5-2

3/18	Rider	W, 5-2
3/21	at Charlotte	L, 7-4
3/23	*Campbell	L, 8-0
3/24	*Campbell	L, 7-6 (12)
3/24	*Campbell	L, 6-4
3/28	Furman	W, 5-2
3/30	*at Gardner-Webb	W, 4-1
3/31	*at Gardner-Webb	L, 5-1
4/1	*at Gardner-Webb	W, 5-3
4/3	at Clemson	L, 11-0
4/6	*at VMI	L, 10-4
4/7	*at VMI	W, 6-5
4/7	*at VMI	W, 7-4
4/10	at College of Charleston	L, 16-3
4/13	*Liberty	L, 7-0
4/14	*Liberty	W, 6-5
4/15	*Liberty	L, 11-1
4/17	The Citadel	L, 10-3
4/20	*Radford	L, 7-1
4/20	*Radford	W, 9-8 (10)
4/21	*Radford	L, 9-0
4/24	Wake Forest	L, 5-2
5/2	at #10 North Carolina	L, 2-0
5/4	*at Charleston Southern	L, 5-4
5/5	*at Charleston Southern	L, 6-2
5/6	*at Charleston Southern	W, 2-1
5/11	at #29 Coastal Carolina	L, 4-1
5/12	*at #29 Coastal Carolina	W, 6-5
5/15	at Western Carolina	W, 11-5
5/17	*High Point	W, 8-3
5/18	*High Point	L, 7-0
5/19	*High Point	L, 4-2

\* BSC Game

2013

Record: 21-33 (8-15)

Coach: Tom Riginos

2/15	Maryland Eastern-Shore	W, 2-1 (10)
2/17	Maryland Eastern-Shore	L, 7-4 (10)
2/20	at The Citadel	L, 6-4
2/21	Delaware State	W, 3-2
2/23	Delaware State	L, 5-0
2/24	Eastern Kentucky	L, 7-6
2/24	Delaware State	L, 6-5
2/27	at Clemson	W, 3-2 (11)
3/1	at UCF	L, 3-0
3/2	at UCF	L, 12-7
3/3	at UCF	L, 7-6
3/6	The Citadel	L, 3-1
3/8	Pennsylvania	L, 6-4
3/9	Pennsylvania	L, 7-0
3/10	Pennsylvania	W, 5-2
3/12	at East Tennessee	W, 2-1
3/15	Rhode Island	L, 4-0
3/16	Rhode Island	L, 4-2
3/17	Rhode Island	L, 2-1
3/20	East Tennessee	W, 3-2
3/22	*Presbyterian College	W, 3-1
3/23	*Presbyterian College	L, 4-3 (10)
3/23	*Presbyterian College	L, 9-3
3/26	Davidson	W, 8-4
3/27	at #1 North Carolina	L, 6-2
3/29	*Gardner-Webb	L, 5-1

3/30	*Gardner-Webb	L, 5-1
3/30	*Gardner-Webb	W, 4-2
4/2	Wofford	W, 6-1
4/6	*at Radford	L, 6-5 (13)
4/6	*at Radford	L, 11-7
4/7	*at Radford	L, 7-5
4/9	at Charlotte	W, 6-5
4/10	Furman	W, 13-4
4/12	*Coastal Carolina	L, 3-2
4/13	*Coastal Carolina	L, 13-2
4/14	*Coastal Carolina	L, 4-3
4/16	at Davidson	W, 5-3
4/17	Charlotte	W, 11-2
4/20	*Liberty	W, 3-2
4/20	*Liberty	L, 4-1
4/21	*Liberty	L, 3-1
4/23	Wake Forest	L, 10-2
4/30	at Wofford	L, 7-3
5/1	at Furman	L, 6-1
5/3	*Charleston Southern	W, 8-3
5/4	*Charleston Southern	L, 6-3
5/4	*Charleston Southern	W, 3-1
5/10	*at VMI	W, 4-1
5/11	*at VMI	L, 7-0
5/12	*at VMI	W, 5-4
5/14	at Wake Forest	W, 5-2
5/16	*at UNC Asheville	L, 7-3
5/17	*at UNC Asheville	W, 3-2
* BSC Game		

2014

Record: 27-33 (14-13)

Coach: Tom Riginos

2/16	Akron	W, 6-5 (10)
2/16	Akron	L, 6-2
2/18	at Western Carolina	L, 8-0
2/21	Kent State	L, 8-5 (10)
2/22	Coppin State	W, 8-4
2/22	Kent State	L, 9-4
2/23	Coppin State	W, 3-1
2/25	USC Upstate	W, 13-5
2/28	at Jacksonville	W, 4-1
3/1	at Jacksonville	L, 4-0
3/2	at Jacksonville	L, 8-0
3/5	at Wofford	L, 2-1
3/7	at #8 Vanderbilt	L, 9-1
3/8	at #8 Vanderbilt	L, 5-0
3/9	at #8 Vanderbilt	L, 4-1
3/12	Wofford	L, 2-1
3/14	*at Gardner-Webb	W, 3-2
3/15	*at Gardner-Webb	W, 7-3
3/15	*at Gardner-Webb	L, 8-0
3/18	North Carolina A&T	W, 6-2
3/19	The Citadel	L, 3-2
3/21	*at Coastal Carolina	W, 2-1
3/22	*at Coastal Carolina	L, 9-3
3/23	*at Coastal Carolina	W, 11-3
3/25	Charlotte	L, 11-2
3/26	at #16 North Carolina	W, 3-1
3/29	*UNC Asheville	W, 4-3
3/30	*UNC Asheville	W, 4-3
3/30	*UNC Asheville	L, 7-6
4/1	at Davidson	L, 3-0

4/2	at #15 Clemson	L, 4-2
4/4	*Radford	W, 6-0
4/5	*Radford	W, 7-4
4/6	*Radford	L, 1-0
4/8	at USC Upstate	L, 3-2
4/9	Charlotte	W, 5-2
4/11	*at Presbyterian College	L, 6-0
4/12	*at Presbyterian College	L, 3-1
4/13	*at Presbyterian College	W, 6-4
4/15	Western Carolina	L, 9-6
4/17	*at High Point	L, 6-0
4/18	*at High Point	L, 7-4
4/18	*at High Point	L, 4-2
4/22	at The Citadel	L, 7-4
4/25	*VMI	W, 1-0
4/26	*VMI	W, 6-3
4/27	*VMI	W, 3-2
4/29	Davidson	W, 8-4
5/7	at North Carolina A&T	L, 4-1
5/9	*at Charleston Southern	L, 8-6
5/10	*at Charleston Southern	L, 10-2
5/11	*at Charleston Southern	L, 6-4
5/13	at Charlotte	L, 5-4
5/16	*Longwood	W, 4-3
5/16	*Longwood	L, 10-6
5/17	*Longwood	W, 5-2
5/20	^Charleston Southern	W, 4-0
5/22	^Coastal Carolina	W, 3-2
5/24	^Liberty	W, 6-5
5/25	^Campbell	L, 9-1
* BSC Game		
^ BSC Tournament – Rock Hill, SC		

2015

Record: 40-19 (16-8)

Coach: Tom Riginos

2/13	Kent State	W, 9-1
2/14	Kent State	W, 2-1
2/14	Kent State	L, 5-9
2/20	Toledo	L, 0-3
2/21	Toledo	W, 11-3
2/22	Toledo	L, 3-4
2/27	Jacksonville	W, 8-7
2/28	Jacksonville	W, 9-1
3/1	Jacksonville	W, 6-4
3/3	at Clemson	W, 5-4
3/4	at USC Upstate	L, 3-12
3/6	Maryland Eastern Shore	W, 10-2
3/7	Maryland Eastern Shore	W, 1-0
3/8	Maryland Eastern Shore	W, 4-3
3/10	North Carolina A&T	W, 8-4
3/14	Kennesaw State	W, 2-0
3/14	Kennesaw State	L, 0-4
3/15	Kennesaw State	W, 11-4
3/17	at South Carolina	W, 7-5
3/18	at The Citadel	L, 5-6
3/20	*Gardner-Webb	L, 6-10
3/21	*Gardner-Webb	W, 17-7
3/22	*Gardner-Webb	L, 1-2
3/24	The Citadel	W, 11-4
3/25	USC Upstate	W, 6-2
3/27	*at Coastal Carolina	L, 4-19
3/28	*at Coastal Carolina	L, 0-6

3/29	*at Coastal Carolina	W, 3-0
3/31	Davidson	W, 6-3
4/2	*High Point	L, 2-6
4/3	*High Point	L, 2-17
4/4	*High Point	W, 3-2
4/6	at Furman	W, 26-7
4/7	at North Carolina A&T	W, 12-7
4/10	*at Radford	L, 2-3
4/11	*at Radford	L, 6-13
4/12	*at Radford	W, 9-3
4/14	at Charlotte	W, 5-1
4/17	*UNC Asheville	W, 3-0
4/18	*UNC Asheville	W, 13-4
4/18	*UNC Asheville	W, 8-5
4/21	at Davidson	W, 6-5
4/22	East Tennessee State	W, 8-4
4/24	*at Charleston Southern	W, 9-2
4/26	*at Charleston Southern	W, 3-1
4/26	*at Charleston Southern	W, 4-1
4/28	Furman	L, 0-12
5/6	at East Tennessee	L, 5-15
5/8	*Presbyterian College	W, 16-9
5/9	*Presbyterian College	W, 10-2
5/10	*Presbyterian College	W, 7-2
5/12	Charlotte	L, 2-7
5/14	*at Longwood	W, 2-1
5/15	*at Longwood	W, 15-3
5/16	*at Longwood	W, 9-3
5/19	^Campbell	W, 8-5
5/20	^Coastal Carolina	L, 0-8
5/21	^Campbell	W, 2-1
5/22	^Radford	L, 2-4
* BSC Game		
^ BSC Tournament – Boiling Springs, NC		

2016

Record: 28-27 (12-12)

Coach: Tom Riginos

2/19	La Salle	W, 11-2
2/20	La Salle	W, 7-3
2/20	La Salle	W, 9-5
2/21	La Salle	W, 9-0
2/24	at South Carolina	L, 16-4
2/26	at Alabama State	L, 5-4
2/27	at Alabama State	W, 10-9
2/28	at Alabama State	L, 11-10
3/2	at North Carolina	L, 11-6
3/4	Rhode Island	W, 8-4
3/5	Rhode Island	L, 11-7
3/6	Rhode Island	W, 8-7
3/9	at Clemson	L, 4-3
3/11	Miami (OH)	W, 18-6
3/12	Miami (OH)	W, 7-5
3/13	Miami (OH)	L, 5-1
3/16	at North Carolina A&T	W, 15-4
3/18	at Stetson	L, 2-1
3/19	at Stetson	W, 6-4
3/20	at Stetson	L, 5-4
3/22	East Tennessee State	L, 7-5
3/24	*at High Point	L, 7-2
3/25	*at High Point	L, 4-2
3/26	*at High Point	W, 6-2
3/30	North Carolina A&T	W, 7-0
4/1	*Liberty	W, 11-5

4/2	*Liberty	W, 7-5
4/3	*Liberty	W, 6-5
4/5	Charlotte	L, 7-1
4/8	*at Presbyterian College	L, 4-3
4/9	*at Presbyterian College	L, 2-1
4/10	*at Presbyterian College	L, 9-3
4/13	Wofford	L, 9-2
4/15	*Radford	W, 3-2
4/16	*Radford	L, 15-8
4/17	*Radford	W, 3-1
4/19	Davidson	L, 12-10
4/20	at Wofford	W, 4-3
4/23	*at UNC Asheville	W, 9-2
4/23	*at UNC Asheville	W, 5-2
4/24	*at UNC Asheville	L, 10-7
4/26	at Davidson	W, 15-6
5/4	at East Tennessee State	W, 2-1
5/6	*Charleston Southern	W, 11-1
5/7	*Charleston Southern	L, 17-5
5/8	*Charleston Southern	W, 1-0
5/11	at The Citadel	W, 7-1
5/13	*Longwood	L, 6-1
5/14	*Longwood	L, 12-3
5/15	*Longwood	W, 4-2
5/19	*at Gardner-Webb	L, 5-3
5/19	*at Gardner-Webb	L, 5-3
5/21	*at Gardner-Webb	W, 7-4
5/24	^Longwood	L, 8-6
5/25	^High Point	L, 6-2
*BSC Game		
^ BSC Tournament - Lexington, SC		

2017

Record: 34-24 (17-7)

Coach: Tom Riginos

2/17	Maine	W, 12-5
2/18	Maine	W, 12-5
2/19	Maine	W, 3-2
2/24	at Kennesaw State	W, 4-3
2/25	at Kennesaw State	L, 3-8
2/26	at Kennesaw State	L, 1-13
2/28	at North Carolina	L, 0-11
3/3	# vs Albany	L, 2-3
3/4	# vs San Francisco	L, 6-11
3/4	# at Coastal Carolina	L, 3-8
3/5	# vs Albany	W, 9-7
3/8	at South Carolina	L, 6-8
3/10	Canisius	L, 5-9
3/11	Canisius	W, 2-1
3/11	Canisius	W, 3-1
3/14	at The Citadel	L, 8-34
3/15	*at Charleston Southern	L, 2-4
3/17	*at UNC Asheville	W, 8-0
3/18	*at UNC Asheville	L, 3-4
3/19	*at UNC Asheville	W, 1-0
3/22	at Wofford	W, 10-6
3/24	*at High Point	W, 7-3
3/25	*at High Point	W, 12-5
3/25	*at High Point	W, 4-0
3/29	at Clemson	L, 5-6
3/31	at Creighton	L, 1-7
4/1	at Creighton	W, 4-0
4/2	at Creighton	W, 2-1

4/4	at Charlotte	W, 3-2
4/7	*Presbyterian College	L, 0-5
4/8	*Presbyterian College	L, 5-9
4/9	*Presbyterian College	L, 1-3
4/11	The Citadel	W, 6-4
4/13	*at Liberty	W, 5-3
4/14	*at Liberty	W, 11-4
4/15	*at Liberty	W, 13-2
4/18	at North Carolina A&T	W, 11-4
4/21	*at Longwood	L, 7-9
4/21	*at Longwood	W, 15-4
4/22	*at Longwood	W, 7-3
5/3	North Carolina A&T	L, 4-7
5/5	*Gardner-Webb	W, 7-6
5/6	*Gardner-Webb	W, 3-1
5/7	*Gardner-Webb	W, 3-1
5/9	Wofford	W, 4-3
5/10	at Davidson	L, 6-7
5/12	*Campbell	W, 7-5
5/13	*Campbell	L, 5-11
5/14	*Campbell	W, 3-2
5/16	Charlotte	L, 9-11
5/18	*at Radford	L, 1-3
5/19	*at Radford	W, 7-3
5/20	*at Radford	W, 8-1
5/25	^Campbell	W, 4-3
5/26	^Radford	L, 1-7
5/27	^High Point	W, 14-13
5/27	^Presbyterian	W, 4-3
5/28	^Presbyterian	L, 4-9

\*BSC Game  
^ BSC Tournament - Lexington, SC

2018  
Record: 25-31 (15-12)  
Coach: Tom Riginos

2/16	at Mississippi	L, 7-3
2/17	at Mississippi	L, 8-1
2/18	at Mississippi	L, 3-1
2/20	at USC Upstate	L, 9-5
2/21	at South Carolina	L, 15-2
2/23	Maryland Eastern Shore	W, 8-3
2/24	Maryland Eastern Shore	W, 5-1
2/25	Maryland Eastern Shore	W, 5-4
2/27	at Clemson	L, 9-8
3/2	Kent State	W, 8-2
3/3	Kent State	L, 9-1
3/4	Kent State	L, 7-5
3/7	The Citadel	W, 8-1
3/9	at East Tennessee State	L, 8-4
3/9	at East Tennessee State	L, 7-3
3/10	at East Tennessee State	L, 10-5
3/13	Furman	L, 8-3
3/14	UNC Greensboro	L, 3-2
3/16	*Presbyterian College	W, 15-9
3/17	*Presbyterian College	W, 14-2
3/18	*Presbyterian College	W, 7-4
3/21	Davidson	W, 3-0
3/23	*Longwood	W, 4-3
3/23	*Longwood	W, 8-0
3/24	*Longwood	W, 15-7
3/27	at Wofford	L, 5-3
3/29	*at High Point	L, 6-1

3/30	*at High Point	L, 12-0
3/31	*at High Point	W, 11-2
4/4	at The Citadel	W, 12-6
4/6	*at Gardner-Webb	L, 9-6
4/7	*at Gardner-Webb	L, 7-6
4/8	*at Gardner-Webb	W, 10-6
4/10	at Furman	W, 5-4
4/13	*Radford	W, 6-3
4/14	*Radford	L, 4-1
4/14	*Radford	L, 9-5
4/17	at Davidson	L, 12-2
4/18	USC Upstate	L, 7-1
4/20	*UNC Asheville	W, 2-1
4/21	*UNC Asheville	W, 3-0
4/22	*UNC Asheville	W, 4-3
5/2	at Charlotte	L, 18-2
5/4	*at Charleston Southern	W, 5-4
5/5	*at Charleston Southern	L, 4-3
5/6	*at Charleston Southern	L, 2-1
5/8	at UNC Greensboro	W, 6-2
5/11	*at Campbell	L, 6-1
5/12	*at Campbell	W, 5-1
5/13	*at Campbell	L, 5-0
5/17	*Liberty	W, 2-0
5/18	*Liberty	L, 11-2
5/19	*Liberty	L, 5-1
5/23	^Gardner-Webb	L, 7-5
5/23	^Longwood	W, 7-4
5/24	^Gardner-Webb	L, 5-4

\* Big South Conference Game  
^ Big South Tournament Game - Lynchburg, VA

2019  
Record: 34-23 (19-11)  
Coach: Tom Riginos

2/15	Toledo	L, 5-4
2/16	Toledo	W, 17-3
2/16	Toledo	L, 8-7
2/19	at South Carolina	L, 8-6
2/24	George Mason	W, 3-1
2/24	George Mason	W, 7-0
3/1	at Florida	L, 16-4
3/3	at Florida	L, 28-5
3/3	at Florida	L, 5-3
3/5	UNC Greensboro	W, 6-3
3/6	at The Citadel	W, 4-1
3/9	Pennsylvania	L, 13-4
3/9	Pennsylvania	W, 4-1
3/10	Pennsylvania	L, 13-5
3/12	Bryant	L, 9-4
3/13	vs. Davidson	W, 7-4
3/15	*Charleston Southern	W, 9-1
3/16	*Charleston Southern	W, 13-5
3/17	*Charleston Southern	W, 7-6
3/20	The Citadel	W, 8-1
3/22	*at Longwood	W, 12-4
3/23	*at Longwood	W, 9-3
3/24	*at Longwood	W, 10-3
3/26	Furman	L, 14-5
3/29	*at Radford	L, 5-4
3/30	*at Radford	L, 20-11
3/31	*at Radford	L, 13-3
4/2	at Furman	W, 8-6

4/5	*High Point	W, 8-2
4/6	*High Point	W, 7-1
4/7	*High Point	L, 7-4
4/9	Davidson	W, 9-3
4/12	*at UNC Asheville	L, 12-2
4/13	*at UNC Asheville	W, 9-1
4/13	*at UNC Asheville	W, 4-3
4/16	Wofford	W, 8-4
4/18	*Gardner-Webb	L, 2-0
4/20	*Gardner-Webb	L, 8-1
4/20	*Gardner-Webb	L, 7-1
4/23	at Clemson	W, 8-6
5/1	at Wofford	W, 7-3
5/3	*at Presbyterian	W, 5-3
5/4	*at Presbyterian	W, 6-4
5/4	*at Presbyterian	L, 4-1
5/7	at North Carolina	L, 13-9
5/10	*Campbell	W, 5-4
5/10	*Campbell	L, 5-4
5/12	*Campbell	W, 10-9
5/14	*at UNC Greensboro	L, 9-3
5/16	*at USC Upstate	L, 19-6
5/17	*at USC Upstate	W, 6-5
5/18	*at USC Upstate	W, 9-1
5/22	^High Point	W, 4-1
5/23	^Presbyterian	W, 12-5
5/24	^Campbell	L, 13-5
5/24	^High Point	W, 6-2
5/25	^Campbell	L, 8-6

\* Big South Conference Game  
^ Big South Tournament Game - Fayetteville, NC

2020  
Record: 11-4 (0-0)  
Coach: Tom Riginos

2/14	Maine	W 3-1
2/15	Maine	W 9-4
2/16	Maine	W 13-4
2/21	Canisius College	W 6-5
2/22	Canisius College	W 3-2
2/22	Canisius College	W 10-2
2/23	Canisius College	W 3-2
2/26	at Davidson	W 10-3
2/28	Kent State	L 2-5
2/29	Kent State	L 6-13
3/1	Kent State	W 5-4
3/6	at George Mason	W 7-4
3/7	at George Mason	L 2-6
3/8	at George Mason	W 6-0
3/11	at Clemson	L 2-3

\* Big South Conference Game  
^ Big South Tournament Game  
- Season Shortened Due To COVID-19 Pandemic

2021  
Record: 19-27 (16-21)  
Coach: Tom Riginos

2/20	Appalachian State	L 1-4
2/20	Appalachian State	L 0-4
2/21	Appalachian State	W 10-9
2/23	at South Carolina	L 4-12
2/27	Towson	L 2-7
2/27	Towson	W 7-3

2/28	Towson	W 5-4
3/2	South Carolina	L 8-19
3/20	at Longwood	W 6-5
3/20	at Longwood	L 3-7
3/21	at Longwood	W 14-6
3/23	Charleston Southern	W 4-1
3/26	USC Upstate	L 0-5
3/27	USC Upstate	W 5-2
3/27	USC Upstate	W 2-1
4/2	at Campbell	L 5-6
4/2	at Campbell	L 1-8
4/3	at Campbell	L 6-16
4/6	Campbell	L 11-28
4/9	UNC Asheville	L 7-12
4/9	UNC Asheville	L 3-11
4/10	UNC Asheville	W 10-8
4/13	at Gardner-Webb	L 4-5(13)
4/16	at Radford	W 9-7
4/17	at Radford	1-11(7)
4/17	at Radford	L 4-6
4/20	at Charleston Southern	W 13-5
4/23	at Gardner-Webb	L 1-13
4/23	at Gardner-Webb	L 7-8
4/25	at Gardner-Webb	L 7-9
4/27	Gardner-Webb	L 7-9
4/30	High Point	L 2-11
5/1	High Point	W 11-10(10)
5/1	High Point	L 15-19
5/5	Wofford	L 3-4
5/7	at Charleston Southern	W 4-2
5/8	at Charleston Southern	W 17-4
5/8	at Charleston Southern	W 9-7
5/11	at Campbell	L 3-12
5/14	Longwood	L 7-16
5/15	Longwood	W 3-2
5/15	Longwood	W 7-4
5/18	Gardner-Webb	W 7-6
5/20	Presbyterian	L 2-5
5/21	Presbyterian	L 6-7
5/21	Presbyterian	W 13-12(11)

\* Big South Conference Game

2022  
Record: 18-34 (11-13)  
Coach: Tom Riginos

2/18	Eastern Michigan	W, 11-9
2/19	Eastern Michigan	W, 8-6
2/20	Eastern Michigan	L, 0-6
2/22	at South Carolina	L, 1-7
2/25	at #21 Liberty	L, 1-8
2/26	at #21 Liberty	L, 1-8
2/27	at #21 Liberty	L, 2-13
3/2	at #24 North Carolina	L, 3-7
3/4	East Tennessee State	W, 7-6
3/5	East Tennessee State	L, 5-6
3/6	East Tennessee State	L, 3-5
3/10	Xavier	L, 2-14
3/11	Pennsylvania	W, 11-10
3/13	Pennsylvania (DH)	L, 2-10
3/13	Pennsylvania (DH)	L, 1-2
3/18	James Madison	W, 4-0
3/19	James Madison	L, 1-7
3/20	James Madison	L, 8-10 (11)

3/23	at #24 Clemson	L, 2-10
3/25	*at High Point	L, 4-5
3/26	*at High Point	L, 2-3
3/27	*at High Point	W, 10-9
3/29	Clemson	L, 3-9
3/30	at Wofford	L, 2-4
4/1	*Radford	W, 7-6
4/2	*Radford	W, 10-2
4/3	*Radford	W, 18-2
4/6	Charlotte	W, 9-6
4/8	*Charleston Southern	W, 9-3
4/9	*Charleston Southern	W, 9-7
4/10	*Charleston Southern	L, 11-14 (10)
4/12	at Charlotte	L, 0-8
4/14	*at Gardner-Webb	L, 0-3
4/15	*at Gardner-Webb	W, 7-5
4/16	*at Gardner-Webb	L, 5-16
4/19	Davidson	L, 5-15
4/20	South Carolina	L, 2-5
4/22	*at Presbyterian	L, 5-10
4/23	*at Presbyterian	L, 1-6
4/24	*at Presbyterian	L, 4-6
4/26	The Citadel	L, 5-11
5/4	at Davidson	L, 2-12 (8)
5/6	*Campbell	L, 10-13
5/7	*Campbell	L, 7-8
5/8	*Campbell	L, 7-22
5/10	at The Citadel	W, 9-6 (11)
5/13	*North Carolina A&T	W, 8-5
5/14	*North Carolina A&T	W, 11-10
5/15	*North Carolina A&T	W, 5-4
5/19	*at UNC Asheville	W, 16-10
5/20	*at UNC Asheville	L, 0-6
5/21	*at UNC Asheville	L, 5-8

\* Big South Conference Game

## 2023

Record: 28-28 (15-12)

Coach: Tom Riginos

2/17	Long Island	W, 6-3
2/18	Long Island	W, 9-7
2/19	Long Island	W, 12-1
2/21	at South Carolina	L, 3-19
2/24	Liberty	L, 0-4
2/25	Liberty	W, 5-3
2/26	Liberty	L, 7-9
2/28	at Wofford	L, 10-18
3/1	The Citadel	W, 4-3
3/3	Maine	W, 16-9
3/4	Maine	W, 6-2
3/5	Maine	L, 7-10 (10)
3/7	Wofford	L, 0-8
3/10	at East Tennessee	W, 4-3
3/11	at East Tennessee (DH)	L, 0-11 (7)
3/11	at East Tennessee (DH)	L, 4-5
3/14	Cincinnati	L, 1-3
3/15	Cincinnati	W, 13-3
3/17	*at Campbell	L, 2-12
3/18	*at Campbell	L, 3-12
3/19	*at Campbell	L, 1-9
3/21	at Clemson	L, 5-8
3/24	*Gardner-Webb	W, 9-8 (10)
3/25	*Gardner-Webb	L, 6-11

3/26	*Gardner-Webb	W, 8-4
3/28	at Queens (N.C.)	W, 8-4
3/31	*at USC Upstate	L, 2-7
4/1	*at USC Upstate	L, 5-6
4/2	*at USC Upstate	W, 5-3
4/4	at The Citadel	W, 8-4
4/6	*at Charleston South(DH)	W, 4-3
4/6	*at Charleston South (DH)	L, 2-6
4/7	*at Charleston Southern	L, 4-7
4/11	at Charlotte	L, 3-4
4/15	*Presbyterian (DH)	W, 7-4
4/15	*Presbyterian (DH)	L, 3-10
4/16	*Presbyterian (DH)	W, 7-4
4/18	Wofford	L, 2-9
4/21	*UNC Asheville	W, 5-3
4/22	*UNC Asheville	W, 9-8 (10)
4/23	*UNC Asheville	W, 5-4
4/25	Charlotte	W, 5-2
5/3	#3 South Carolina	L, 1-6
5/5	*at Radford	W, 10-2
5/6	*at Radford	W, 22-11
5/7	*at Radford	W, 13-5
5/9	Queens	L, 7-8 (10)
5/12	*High Point	W, 7-6
5/13	*High Point	L, 1-6
5/14	*High Point	L, 9-12
5/18	*at Longwood	W, 3-2
5/19	*at Longwood	L, 1-2
5/20	*at Longwood	W, 7-6
5/25	^USC Upstate	L, 4-10
5/26	^Gardner-Webb	W, 10-9 (15)
5/26	^USC Upstate	L, 3-8

\* Big South Conference Game  
^ Big South Tournament Game (High Point, N.C.)

## 2024

Record: 19-29-1 (8-15)

Coach: Tom Riginos

2/16	Rutgers	L, 5-14
2/17	Rutgers	L, 1-3
2/18	Rutgers	L, 6-7 (11)
2/20	at South Carolina	L, 2-12 (7)
2/23	Toledo	W, 3-0
2/24	Toledo (DH)	L, 1-2 (7)
2/24	Toledo (DH)	W, 7-2
2/25	Toledo	L, 1-7
2/27	at Queens (N.C.)	L, 12-13
3/2	Maine (DH)	W, 8-0
3/2	Maine (DH)	W, 10-3
3/3	Maine	W, 15-4
3/8	Appalachian State	W, 9-6
3/10	Appalachian State	L, 1-16
3/12	at Charlotte	L, 8-11
3/16	*Longwood (DH)	W, 9-4
3/16	*Longwood (DH)	L, 6-10
3/17	*Longwood	W, 9-5
3/19	at Clemson	L, 3-13
3/22	*at Gardner-Webb	L, 4-6
3/23	*at Gardner-Webb	W, 3-2
3/24	*at Gardner-Webb	W, 9-4
3/26	Wofford	W, 16-6 (8)
3/29	\$vs. St. John's	L, 0-6
3/30	at St. John's (DH)	L, 4-18 (7)

3/30	at St. John's	T, 6-6 (7)
4/2	at The Citadel	W, 4-3
4/5	*USC Upstate	L, 2-5
4/6	*USC Upstate	L, 10-13
4/7	*USC Upstate	L, 0-4
4/10	The Citadel	W, 5-0
4/12	*at Presbyterian	L, 3-20
4/13	*at Presbyterian	L, 1-13
4/14	*at Presbyterian	L, 3-4
4/16	Davidson	W, 8-7
4/19	*at UNC Asheville	L, 4-10
4/20	*at UNC Asheville (DH)	L, 1-4
4/20	*at UNC Asheville (DH)	L, 7-14
4/23	Charlotte	W, 10-6
5/1	at Wofford	L, 5-6
5/5	*Radford (DH)	W, 8-6
5/5	*Radford (DH)	L, 4-5
5/7	South Carolina	L, 3-15 (7)
5/10	*at High Point	W, 6-5
5/11	*at High Point	L, 7-11
5/12	*at High Point	L, 7-8
5/16	*Charleston Sout. (DH)	W, 3-2
5/16	*Charleston Sout. (DH)	W, 4-3
5/17	*Charleston Sout.	L, 3-4 (6)

\*Big South Conference Game  
\$ King's Point, N.Y.

## 2025

Record: 0-0 (0-0)

Coach: Mike McGuire

2/14	Merrimack (DH)	
2/14	Merrimack (DH)	
2/16	Merrimack	
2/18	South Carolina	
2/21	Villanova	
2/22	Villanova	
2/23	Villanova	
2/25	at Clemson	
2/28	Wagner	
3/1	Wagner	
3/2	Wagner	
3/4	at Oklahoma State	
3/5	at Oklahoma State	
3/7	vs. UAB\$	
3/8	vs. Michigan State\$	
3/9	Cornell	
3/11	Notre Dame	
3/12	Notre Dame	
3/14	Presbyterian	
3/15	Presbyterian	
3/16	Presbyterian	
3/19	at College of Charleston	
3/21	St. John's	
3/22	St. John's	
3/23	St. John's	
3/25	NC A&T	
3/28	at Charleston Southern*	
3/29	at Charleston Southern*	
3/30	at Charleston Southern*	
4/1	at NC A&T	
4/2	The Citadel	
4/4	UNC Asheville*	
4/5	UNC Asheville*	

4/6	UNC Asheville*	
4/9	at Wofford	
4/11	at USC Upstate*	
4/12	at USC Upstate*	
4/13	at USC Upstate*	
4/15	Davidson	
4/17	Gardner-Webb*	
4/18	Gardner-Webb*	
4/19	Gardner-Webb*	
4/22	at Davidson	
4/25	at Longwood*	
4/26	at Longwood*	
4/27	at Longwood*	
4/29	Queens (N.C.)	
4/30	Wofford	
5/7	at The Citadel	
5/9	at Radford*	
5/10	at Radford*	
5/11	at Radford*	
5/13	at South Carolina	
5/15	High Point*	
5/16	High Point*	
5/17	High Point*	
5/21-24	Big South Conference Tournament^	
	*Big South Conference Game	
	\$Fluor Field (Greenville, S.C.)	
	^Truist Point (High Point, N.C.)	

# Year-By-Year Team Batting Statistics

Year	AVG.	GP	AB	R	H	2B	3B	HR	RBI	TB	SLG%	BB	HBP	SO	OB%	SF	SH	SB	ATT
1980	.314	38	1240	304	389	75	24	14	257	554	.446	193	10	142	.410	N/A	N/A	92	109
1981	.330	57	1787	432	589	96	26	31	392	830	.464	261	30	182	.480	N/A	N/A	118	135
1982	.314	35	1116	273	366	66	19	28	243	557	.478	160	11	58	.451	N/A	N/A	69	77
1983	.321	44	1261	290	405	51	12	26	239	557	.441	209	15	115	.467	N/A	N/A	123	134
1984	.312	44	1266	326	395	45	11	34	255	564	.445	244	11	126	.487	N/A	N/A	98	117
1985	.349	56	1906	556	667	111	16	49	462	957	.502	295	26	198	.447	N/A	N/A	114	144
1986	.352	47	1493	410	526	107	18	31	332	762	.510	186	25	162	.432	N/A	N/A	150	162
1987	.371	43	1360	414	505	88	16	61	369	808	.594	190	20	183	.441	N/A	N/A	66	75
1988	.304	37	1178	264	352	71	18	38	221	573	.495	138	14	228	.364	N/A	N/A	56	66
1989	.286	33	1061	202	304	59	8	20	179	439	.413	149	19	165	.372	N/A	N/A	18	24
1990	.259	51	1649	247	427	66	12	14	202	559	.339	191	22	308	.343	N/A	N/A	62	76
1991	.273	44	1411	233	385	64	8	28	190	549	.489	147	23	245	N/A	N/A	N/A	29	42
1992	.293	58	1934	362	566	106	7	41	318	809	.418	272	25	365	N/A	N/A	N/A	62	81
1993	.255	58	1770	299	451	85	17	32	258	666	.376	262	24	314	.355	19	24	91	117
1994	.278	52	1595	322	443	85	17	17	255	617	.384	225	24	246	.372	16	35	82	111
1995	.330	60	1911	385	576	131	15	34	335	839	.439	305	22	356	.400	17	50	68	106
1996	.313	56	1871	403	585	126	14	52	357	895	.478	268	34	324	.405	19	27	100	132
1997	.297	57	1836	356	545	110	6	58	323	841	.458	202	31	414	N/A	N/A	N/A	81	116
1998	.279	57	1807	356	505	93	6	69	313	817	.452	252	40	400	.374	11	21	74	101
1999	.299	63	2082	421	622	115	11	49	370	906	.435	283	46	407	.392	17	27	82	122
2000	.263	63	2103	304	554	123	9	36	273	803	.382	208	52	380	N/A	N/A	N/A	87	118
2001	.298	65	2257	449	673	156	13	57	407	1026	.455	239	76	411	.380	30	37	54	80
2002	.293	59	1982	341	581	93	8	53	309	849	.428	214	54	370	N/A	N/A	N/A	48	75
2003	.308	57	1927	404	593	128	8	60	370	917	.476	237	56	368	N/A	N/A	N/A	64	93
2004	.305	60	2065	402	630	124	10	57	374	945	.458	223	50	413	N/A	N/A	N/A	64	99
2005	.307	66	2267	444	696	120	13	58	406	1016	.448	284	52	432	.392	29	52	103	145
2006	.329	64	2235	478	736	130	17	69	448	1107	.495	306	49	335	.415	38	70	101	128
2007	.294	60	2040	361	599	103	16	35	331	839	.411	199	61	280	.369	27	69	73	99
2008	.296	60	2044	353	604	110	4	51	315	875	.428	157	57	336	.357	36	65	47	73
2009	.323	60	2111	426	682	130	5	55	390	987	.468	228	41	276	.394	36	40	74	97
2010	.306	57	2018	376	618	125	13	62	345	955	.473	219	50	332	.385	17	55	46	78
2011	.282	57	1947	305	549	81	9	20	265	708	.364	208	52	342	.361	33	48	77	105
2012	.231	52	1689	178	391	67	2	15	156	507	.300	133	34	367	.299	13	58	31	43
2013	.239	54	1817	196	435	60	5	14	176	547	.301	142	41	368	.307	14	41	23	38
2014	.235	60	1961	217	461	77	8	17	185	605	.309	202	52	426	.321	12	51	44	69
2015	.299	59	2013	362	601	87	19	23	323	795	.395	225	44	389	.376	31	41	64	91
2016	.281	55	1915	323	539	85	5	21	284	697	.364	220	43	358	.362	35	32	42	62
2017	.279	58	1989	316	555	84	10	36	291	767	.386	215	49	439	.359	27	38	33	57
2018	.257	56	1876	265	482	90	13	35	235	703	.375	190	29	457	.332	16	21	39	51
2019	.291	57	1981	362	576	94	10	36	323	798	.403	215	31	373	.365	24	23	86	108
2020	.377	15	528	87	150	30	5	3	76	199	.377	62	9	111	.365	6	5	18	22
2021	.280	46	1591	276	445	79	6	28	236	620	.390	208	40	371	.372	25	32	45	62
2022	.265	52	1758	281	465	86	5	43	249	690	.392	209	41	409	.353	19	28	27	40
2023	.277	56	1918	323	532	88	11	32	284	738	.385	220	41	429	.359	33	42	53	70
2024	.257	49	1566	266	403	80	6	41	240	618	.395	172	86	402	.360	13	29	16	29
<b>Totals</b>	<b>.314</b>	<b>2,388</b>	<b>79,132</b>	<b>15,056</b>	<b>23,153</b>	<b>4,180</b>	<b>511</b>	<b>1,683</b>	<b>13,161</b>	<b>33,410</b>	<b>.434</b>	<b>9,567</b>	<b>1,662</b>	<b>14,112</b>	<b>.331</b>	<b>613</b>	<b>1,061</b>	<b>2,994</b>	<b>3,989</b>

# Year-By-Year Team Pitching Statistics

Year	ERA	W-L	G	CG	SHO	SV	IP	H	R	ER	BB	SO	HBP	WP
1980	2.26	32-6	38	18	9	5	325.0	273	114	80	88	210	2	8
1981	3.35	44-13	57	24	7	6	440.1	425	216	164	144	308	7	16
1982	3.16	24-11	35	7	2	6	299.0	282	142	105	113	214	10	18
1983	2.67	38-6	44	15	8	9	323.2	234	128	96	151	310	5	8
1984	3.12	34-10	44	14	9	5	333.2	275	156	116	153	286	9	19
1985	4.21	47-9	56	15	2	8	456.2	434	262	214	176	340	14	50
1986	3.83	37-10	47	15	1	7	354.0	340	191	151	111	290	7	30
1987	3.58	35-8	43	7	8	2	316.0	288	158	126	81	268	14	17
1988	4.66	22-15	37	14	1	4	295.1	334	201	153	110	208	22	18
1989	5.14	14-19	33	9	2	1	265.2	302	197	152	104	190	18	20
1990	3.66	22-28-1	51	11	5	4	428.1	434	264	174	171	291	18	39
1991	4.66	22-22	44	12	0	4	359.0	387	240	186	179	234	27	44
1992	5.33	29-29	58	14	5	4	486.2	549	353	288	259	294	26	51
1993	5.26	26-32	58	16	9	2	465.0	505	331	243	219	357	31	34
1994	4.88	32-20	52	17	1	8	382.2	382	236	187	163	336	19	30
1995	3.59	41-17-2	60	19	7	12	497.0	462	260	198	211	419	24	36
1996	4.50	41-15	56	10	5	12	474.1	472	288	237	195	399	40	25
1997	4.87	27-29-1	57	4	2	7	456.1	503	315	247	246	389	18	36
1998	4.81	35-22	57	10	5	7	464.0	499	303	248	209	427	20	41
1999	4.66	40-23	63	13	6	11	528.2	543	349	274	259	438	43	51
2000	4.33	31-32	63	7	4	13	554.2	575	341	267	272	425	51	43
2001	3.28	48-16-1	65	18	10	16	582.0	548	252	212	191	553	22	31
2002	5.36	29-30	59	12	4	8	503.1	566	350	300	227	391	35	33
2003	4.68	35-22	57	9	1	7	492.1	516	308	256	177	374	39	35
2004	4.34	37-23	60	4	1	11	533.1	535	315	257	169	451	43	40
2005	3.72	44-22	66	10	5	6	592.0	560	288	245	195	524	47	45
2006	4.20	46-18	64	3	4	13	569.1	589	334	266	243	458	52	52
2007	4.50	33-27	60	9	1	10	532.1	587	320	266	180	410	33	34
2008	5.31	26-34	60	2	3	9	524.0	602	358	309	189	381	48	51
2009	5.18	35-25	60	1	1	14	524.2	603	347	302	197	378	60	37
2010	6.25	27-30	57	3	1	10	506.2	646	406	352	193	382	61	48
2011	5.00	27-30	57	1	2	8	507.1	593	329	282	143	318	42	35
2012	5.46	17-35	52	4	1	6	458.0	551	321	278	163	354	54	47
2013	3.76	21-33	54	3	0	11	483.0	505	251	202	146	387	41	44
2014	3.67	27-33	60	6	3	9	532.2	545	269	217	160	337	44	42
2015	4.03	40-19	59	3	4	14	524.1	571	283	235	169	434	48	38
2016	4.87	28-27	55	1	3	11	484.0	552	306	262	152	341	49	35
2017	4.51	34-24	58	2	2	15	514.2	542	313	258	185	375	54	45
2018	4.81	25-31	56	3	4	12	490.2	519	308	262	185	433	41	68
2019	5.47	34-23	57	5	2	13	497.1	538	355	302	223	399	68	61
2020	2.79	11-4	15	0	1	5	135.2	123	58	42	41	132	14	12
2021	8.08	19-27	46	1	0	6	411.2	502	369	311	198	329	64	69
2022	6.94	18-34	52	0	1	8	452.1	563	403	349	235	379	63	53
2023	5.66	28-28	56	0	0	9	496.0	503	366	312	255	494	41	79
2024	6.27	19-29-1	49	0	3	9	413.1	474	348	288	207	440	67	65
<b>Totals</b>	<b>4.59</b>	<b>1,381-1,000-72,388</b>	<b>357</b>	<b>155</b>	<b>155</b>	<b>377</b>	<b>460.3</b>	<b>21,330</b>	<b>12,602</b>	<b>10,271</b>	<b>8,037</b>	<b>16,713</b>	<b>1,555</b>	<b>1,733</b>

# Year-By-Year Batting Leaders

Batting Avg.		Slugging Pct.		On-Base Pct.		At-Bats		Runs Scored	
1980	.390 – Tommy Nagel	1980	.638 – Tommy Nagel	1980	.473 – Tommy Nagel	1980	152 – Eddie Eargle	1980	48 – Brian Brangi
1981	.398 – Brian Brangi	1981	.577 – Brian Brangi	1981	.516 – Brian Brangi	1981	213 – Eddie Eargle	1981	66 – Brian Brangi
1982	.412 – Danny Poole	1982	.672 – Eddie Eargle	1982	.429 – Eddie Eargle	1982	137 – Eddie Eargle	1982	41 – Steve Kirby
1983	.364 – Scott Swarm	1983	.538 – Scott Swarm	1983	.476 – Scott Swarm	1983	158 – Stan Loyd	1983	49 – Stan Loyd
1984	.363 – Jimmy Malseed	1984	.670 – Jimmy Malseed	1984	.492 – Jimmy Malseed	1984	156 – Jim Thrift	1984	45 – Jim Thrift
1985	.413 – Scott Goins	1985	.623 – Jeff Dodig	1985	.493 – Scott Goins	1985	210 – Ricky Burkett	1985	72 – Jimmy Malseed
1986	.445 – Jeff Dodig	1986	.685 – Jeff Dodig	1986	.538 – Jeff Dodig	1986	160 – Jay Perez	1986	60 – Jeff Dodig
1987	.515 – Scott Goins	1987	.836 – Scott Goins	1987	.554 – Scott Goins	1987	171 – Scott Goins	1987	71 – Scott Goins
1988	.386 – Art Inabinet	1988	.758 – Art Inabinet	1988	.455 – Art Inabinet	1988	138 – Jeff Garbett	1988	39 – Jimmy Huestess
1989	.363 – Ryan Scott	1989	.582 – Brian Kallestad	1989	.434 – Brian Kallestad	1989	125 – Carey Killian	1989	30 – Steve Oaks
1990	.351 – Morrall Clyburn	1990	.518 – Morrall Clyburn	1990	.418 – Donald Gilbert	1990	194 – Donald Gilbert	1990	35 – Donald Gilbert
1991	.339 – Donald Gilbert	1991	.561 – Donald Gilbert	1991	.401 – Brian Adams	1991	171 – Donald Gilbert	1991	34 – Donald Gilbert
1992	.349 – Dwight Hottle	1992	.550 – Brian Adams	1992	.432 – Jay Nelson	1992	218 – Brian Adams	1992	50 – Jay Nelson
1993	.317 – Heyward Bracey	1993	.619 – Heyward Bracey	1993	.426 – Jay Ostermeyer	1993	204 – Chris Bevil	1993	52 – Heyward Bracey
1994	.341 – Jeff Cisar	1994	.535 – Jeremy Keller	1994	.437 – Garret Zohner	1994	185 – Jeff Cisar	1994	53 – Tony Costantino
1995	.370 – Tony Costantino	1995	.612 – Jeremy Keller	1995	.463 – Jeremy Keller	1995	230 – Tony Costantino	1995	55 – Tony Costantino
1996	.396 – Jeremy Keller	1996	.706 – Jeremy Keller	1996	.496 – Jeremy Keller	1996	215 – Jeff Cisar	1996	62 – Tony Costantino
1997	.370 – Jeff Cisar	1997	.635 – Jeff Cisar	1997	.456 – Tony Costantino	1997	219 – Jeff Cisar	1997	64 – Tony Costantino
1998	.373 – Joe Colameco	1998	.659 – Rick Kobsik	1998	.452 – Joe Colameco	1998	209 – Joe Colameco	1998	61 – Joe Colameco
1999	.349 – Todd Leathers	1999	.592 – Jason Colson	1999	.470 – Jordan Webb	1999	240 – Jason Colson	1999	60 – Jordan Webb
2000	.345 – Jason Colson	2000	.621 – Jason Colson	2000	.440 – Jason Colson	2000	245 – Todd Leathers	2000	48 – Jason Colson
2001	.360 – Todd Leathers	2001	.622 – Todd Leathers	2001	.439 – Todd Leathers	2001	267 – Todd Leathers	2001	69 – Todd Leathers
2002	.360 – Todd Friedman	2002	.618 – Bennett Stapf	2002	.436 – Todd Friedman	2002	214 – Stas Swerdzewski	2002	50 – Todd Leathers
2003	.377 – Matt Matkovich	2003	.623 – Daniel Carte	2003	.502 – Matt Matkovich	2003	231 – Kyle Roberson	2003	57 – Daniel Carte
2004	.351 – Grant Neidenfeuhr	2004	.551 – Jacob Dempsey	2004	.436 – Daniel Carte	2004	242 – David Scoggin	2004	54 – Daniel Carte
2005	.362 – Jacob Dempsey	2005	.637 – Daniel Carte	2005	.447 – Chris Carrara	2005	270 – Daniel Carte	2005	72 – Chris Carrara
2006	.403 – Jacob Dempsey	2006	.738 – Jacob Dempsey	2006	.492 – Jacob Dempsey	2006	269 – Chris Carrara	2006	73 – Chris Carrara
2007	.336 – John Murrian	2007	.503 – Billy Froehlich	2007	.413 – Chris Carrara	2007	235 – Chris Carrara	2007	55 – Chris Carrara
2008	.340 – Eddie Tisdale	2008	.536 – Eddie Rohan	2008	.398 – Billy Froehlich	2008	248 – Kevin Nolan	2008	50 – Billy Froehlich
2009	.393 – Eddie Tisdale	2009	.612 – Eddie Rohan	2009	.479 – Kevin Nolan	2009	242 – Eddie Tisdale	2009	61 – Eddie Tisdale
2010	.361 – Tyler Cook	2010	.635 – Chas Crane	2010	.436 – Tyler Cook	2010	233 – Sean Sullivan	2010	51 – Matt Thielepape
2011	.342 – Eddie Rohan	2011	.492 – Eddie Rohan	2011	.442 – Eddie Rohan	2011	212 – Adam Gliebe	2011	37 – Chas Crane
2012	.279 – TJ Olesczuk	2012	.447 – Patrick Gamblin	2012	.378 – Chas Crane	2012	205 – Matt Lobacz		37 – Patrick Gamblin
2013	.300 – Cody Dolan	2013	.416 – Cody Dolan	2013	.378 – Cody Dolan	2013	190 – Cody Dolan	2012	30 – Jason Driver
2014	.389 – TJ Olesczuk	2014	.556 – TJ Olesczuk	2014	.378 – Matt Lobacz	2014	224 – Leighton Daniels	2013	30 – Cody Dolan
2015	.369 – Brad Kaczka	2015	.513 – Anthony Paulsen	2015	.436 – TJ Olesczuk	2015	235 – Tyler Asbill	2014	33 – Leighton Daniels
2016	.352 – Anthony Paulsen	2016	.534 – Roger Gonzalez	2016	.429 – Brad Kaczka	2016	234 – Tyler Asbill	2015	46 – Babe Thomas
2017	.345 – Mitch Spires	2017	.493 – Anthony Paulsen	2017	.426 – Roger Gonzalez	2017	220 – Mitch Spires	2016	53 – Anthony Paulsen
2018	.321 – Mitch Spires	2018	.595 – Mathew Mulkey	2018	.451 – Anthony Paulsen	2018	221 – Mitch Spires	2017	49 – Mitch Spires
2019	.332 – Hunter Lipscomb	2019	.502 – Grant English	2019	.389 – Mathew Mulkey	2019	221 – Spencer Yankle	2018	41 – Mitch Spires
2020	.375 – Scout McFalls	2020	.518 – Scout McFalls	2020	.444 – Hunter Lipscomb	2020	59 – Spencer Yankle	2019	54 – Spencer Yankle
2021	.341 – Ty Hooks	2021	.460 – Spencer Yankle	2021	.478 – Scout McFalls	2021	174 – Spencer Yankle	2020	14 – Scout McFalls
2022	.299 – Dillon Morton	2022	.592 – Dillon Morton	2022	.474 – Luke Hannum	2022	197 – Joey Tepper	2021	35 – Scout McFalls
2023	.360 – Nicholas Badillo	2023	.540 – Nicholas Badillo	2023	.398 – Dillon Morton	2023	223 – Ramses Cordova	2022	31 – Joseph Szvetitz
2024	.303 – Charlie Evans	2024	.517 – Charlie Evans	2024	.453 – Nicholas Badillo	2024	169 – Alan Benhardt	2023	42 – McKinley Erves
					.420 – Cole Griffith			2024	28 – Nicholas Badillo

Hits		Runs Batted In		Doubles		Triples			
1980	55 – Tommy Nagel	1980	47 – Eddie Earle	1980	16 – Brian Brangi	1980	7 – Tommy Nagel	2010	3 – Adam Gliebe
1981	80 – Brian Brangi	1981	57 – Eddie Earle	1981	15 – Brian Brangi	1981	6 – Tommy Nagel		3 – Tyler McBride
1982	55 – Eddie Earle	1982	45 – Eddie Earle	1982	15 – Eddie Earle	1982	9 – Steve Kirby	2011	3 – Eddie Rohan
1983	53 – Danny Poole	1983	31 – Stan Loyd	1983	11 – Steve Kirby	1983	5 – Steve Kirby		3 – TJ Olesczuk
1984	47 – Jim Thrift		31 – Danny Poole	1984	7 – Mark Cannon	1984	2 – Phil Blankstein	2012	3 – Adam Gliebe
	47 – Scott Swarm		31 – Scott Swarm	1985	18 – Jeff Dodig		2 – Jeff Cisco	2013	2 – TJ Olesczuk
1985	82 – Jeff Dodig	1984	34 – Phil Blankstein	1986	16 – Jimmy Malseed		2 – Jim Thrift	2014	1 – Five players
1986	65 – Jeff Dodig	1985	58 – Len Herd	1987	21 – Scott Goins	1985	2 – Jimmy Malseed	2015	4 – John Menken
1987	88 – Scott Goins	1986	43 – Jimmy Malseed	1988	14 – Jeff Garbett	1986	3 – Jeff Dodig	2016	5 – Brad Kaczka
1988	51 – Art Inabinet	1987	48 – Scott Goins	1989	14 – Steve Oaks	1987	4 – Drew Hummel	2017	2 – Anthony Paulsen
1989	42 – Donald Gilbert		48 – Drew Humme	1990	10 – Donald Gilbert	1988	4 – Jimmy Malseed		2 – Anthony Paulsen
1990	67 – Donald Gilbert	1990	33 – Carey Killian	1991	11 – Donald Gilbert	1989	6 – Ken Woody		2 – Mitch Spires
1991	58 – Donald Gilbert	1991	24 – Tim Sheriff	1992	16 – Brian Adams	1990	2 – Ryan Scott	2018	4 – Mitch Spires
1992	73 – Brian Adams	1998	66 – Rick Kobsik	1993	14 – Heyward Bracey		2 – Steve Oaks	2019	3 – Spencer Yankle
1993	60 – Heyward Bracey	1999	59 – Brett Busha		14 – Dwight Hottle	1990	5 – Morrall Clyburn		– Grant English
1994	63 – Jeff Cisar	2000	58 – Jason Colson	1994	12 – Travis Hollingsworth	1991	3 – Donald Gilbert	2020	1 – Matt Levenson
1995	85 – Tony Costantino	2001	64 – Todd Leathers		12 – Jeff Cisar	1992	2 – Brian Adams		1 – C.J. Conrad
1996	78 – Jeremy Keller	2002	57 – Bennett Stapf	1995	21 – Jeff Cisar		2 – Scott Saunders		1 – Tyler Baker
1997	81 – Jeff Cisar	2003	65 – David Scoggin	1996	21 – Tom Derwin	1993	4 – Jeremy Keller		1 – Scout McFalls
1998	78 – Joe Colameco	2004	54 – Daniel Carte	1997	17 – Tony Costantino	1994	5 – Jeff Cisar		1 – Spencer Yankle
1999	82 – Jordan Webb	1999	59 – Brett Busha	1998	20 – Joe Colameco	1995	3 – Joe Colameco	2021	2 – Joseph Szvetitz
2000	81 – Jason Colson	2000	58 – Jason Colson	1999	18 – Jason Colson	1996	3 – John Coble		2 – Scout McFalls
2001	96 – Todd Leathers	2001	64 – Todd Leathers	2000	25 – Todd Leathers		3 – Jeff Cisar	2022	1 – CJ Conrad
2002	71 – Stas Swerzewski	2002	57 – Bennett Stapf	2001	28 – Todd Leathers	1997	2 – Joe Colameco		1 – Dillon Morton
2003	75 – Kyle Roberson	2003	65 – David Scoggin	2002	16 – Todd Friedman	1998	2 – Darryl Craig		1 – Khyree Miller
2004	82 – David Scoggin	2004	54 – Daniel Carte	2003	20 – Daniel Carte	1999	2 – Jason Tarasuik		1 – Joseph Szvetitiz
2005	93 – Daniel Carte	2005	74 – Daniel Carte	2004	22 – Jacob Dempsey		2 – Josh Ury		1 – Ethan Fewell
2006	100- Jacob Dempsey	2008	43 – Bryn Henderson	2005	20 – Tommy Lentz		2 – Todd Leathers	2023	3 – Brody Hopkins
2007	69 – Chris Carrara	2009	53 – Eddie Tisdale	2006	28 – Jacob Dempsey		2 – Ben Sullivan	2024	1 – Six players
2008	80 – Eddie Tisdale		53 – Eddie Rohan	2007	15 – Billy Froehlich	2000	3 – Luc Riopel		
2009	95 – Eddie Tisdale	2010	45 – Chas Crane		15 – Tommy Lentz	2001	3 – Jordan Webb	<b>Home Runs</b>	
2010	74 – Tyler Cook	2011	38 – Adam Gliebe	2008	18 – Billy Froehlich	2002	3 – Todd Leathers	1980	3 – Tommy Nagel
2011	68 – Eddie Rohan		38 – Eddie Rohan		18 – Kevin Nolan	2003	2 – Kyle Roberson		3 – Eddie Earle
2012	56 – TJ Olesczuk	2012	31 – Matt Lobacz	2009	21 – Bryn Henderson	2004	2 – Bennett Stapf	1981	7 – Chris Williams
2013	57 – Cody Dolan	2013	21 – Clay Altman	2010	18 – Chas Crane	2005	2 – Matt Matkovich	1982	6 – Eddie Earle
2014	70 – TJ Olesczuk		21 – Matt Lobacz	2011	17 – Patrick Gamblin	2006	4 – Jacob Dempsey	1983	7 – Stan Loyd
2015	80 – Brad Kaczka	2014	30 – TJ Olesczuk	2012	13 – Jason Driver	2007	3 – Heath Rollins	1984	8 – Scott Swarm
2016	80 – Anthony Paulsen	2015	45 – Anthony Paulsen	2013	13 – Cody Dolan		3 – Daniel Carte		8 – Jim Thrift
2017	76 – Mitch Spires	2016	44 – Roger Gonzalez	2014	18 – TJ Olesczuk	2006	5 – Heath Rollins	1985	13 – Jimmy Malseed
2018	71 – Mitch Spires	2017	60 – Hunter Lipscomb	2015	21 – Anthony Paulsen		5 – Chris Carrara	1986	6 – Jimmy Malseed
2019	72 – Spencer Yankle	2018	34 – Tyler Halstead	2016	17 – Roger Gonzalez	2007	4 – Chris Carrara		6 – Jeff Dodig
2020	21 – Andrew Jenner		34 – Mitch Spires	2017	14 – Anthony Paulsen		4 – Kevin Nolan	1987	11 – Drew Hummel
	21– Scout McFalls	2019	50 – Grant English		14 – Mitch Spires	2008	4 – Kevin Nolan	1988	11 – Art Inabinet
2021	50 – Andrew Jenner	2020	14 – Spencer Yankle	2018	17 – Tyler Halstead	2009	2 – Kevin Nolan	1989	7 – Brian Kallestad
	50 – Scout McFalls	2021	34 – Spencer Yankle	2019	17 – Mathew Mulkey		1 – Eddie Tisdale	1990	5 – Carey Killian
2022	56 – Jack Spyke	2022	45 – Dillon Morton	2020	17 – Jake Sullivan		1 – Tyler McBride	1991	7 – Donald Gilbert
2023	64 – McKinley Erves	2023	43 – Jonathan Strauss	2021	6 – Scout Mcfalls		1 – Garrett Koster	1992	9 – Brian Adams
2024	44 – Jaylen Hernandez	2024	30 – Jaylen Hernandez	2022	14 – Spencer Yankle		1 – John Murrian	1993	13 – Heyward Bracey
	44 – Harrison Wilson			2023	13 – Jack Spyke		1 – Bryn Henderson	1994	9 – Jeremy Keller
				2024	15 – McKinley Erves			1995	10 – Jeremy Keller
					15 – Jaylen Hernandez			1996	14 – Jeremy Keller

1997	15 – Jeff Cisar
1998	18 –Rick Kobsik
1999	15 – Jason Colson
2000	15 – Jason Colson
2001	12 – Stas Swerdzewski
	12 – Jason Colson
	12 – Todd Leathers
2002	17 – Bennett Stapf
2003	13 – Daniel Carte
2004	11 – David Scoggin
2005	19 – Daniel Carte
2006	17 – Jacob Dempsey
2007	8 – Tommy Lentz
2008	13 – Eddie Rohan
2009	14 – Eddie Rohan
2010	15 – Eddie Rohan
2011	5 – Eddie Rohan
2012	5 – Patrick Gamblin
2013	4 – Matt Lobacz
2014	3 – Babe Thomas
	3 – Leighton Daniels
2015	6 – Babe Thomas
	6 – John Menken
2016	7 – Roger Gonzalez
2017	10 – Babe Thomas
2018	8 – Mitch Spires
2019	6 – Hunter Lipscomb
	6 – Grant English
	6 – Mathew Mulkey
2020	1 – Spencer Yankle
	1 – Cale Gibson
	1 – Dillon Morton
2021	5 – Spencer Yankle
2022	14 – Dillon Morton
2023	9 – Brody Hopkins
2024	7 – Three players

**Total Bases**

1980	90 – Tommy Nagel
1981	116 – Brian Brangi
1982	92 – Eddie Eargle
1983	79 – Stan Loyd
1984	80 – Jim Thrift
1985	124 – Jeff Dodig
1986	100 – Jeff Dodig
1987	143 – Scott Goins
1988	100 – Art Inabinet
1989	63 – Donald Gilbert
	63 – Steve Oaks
1990	87 – Morrall Clyburn
1991	96 – Donald Gilbert
1992	120 – Brian Adams

1993	117 – Heyward Bracey
1994	85 – Jeff Cisar
1995	128 – Jeremy Keller
1996	139 – Jeremy Keller
1997	139 – Jeff Cisar
1998	135 – Rick Kobsik
1999	142 – Jason Colson
2000	146 – Jason Colson
2001	166 – Todd Leathers
2002	126 – Bennett Stapf
2003	134 – Daniel Carte
2004	132 – David Scoggin
2005	172 – Daniel Carte
2006	183 – Jacob Dempsey
2007	106 – Tommy Lentz
2008	112 – Eddie Rohan
2009	139 – Eddie Rohan
2010	132 – Chas Crane
2011	98 – Eddie Rohan
2012	76 – TJ Olezczuk
2013	79 – Cody Dolan
2014	100 – TJ Olezczuk
2015	118 – Anthony Paulsen
2016	107 – Roger Gonzalez
2017	107 – Anthony Paulsen
2018	116 – Mitch Spires
2019	107 – Grant English
2020	30 – Spencer Yankle
2021	80 – Spencer Yankle
2022	103 – Dillon Morton
2023	94 – McKinley Erves
2024	75 – Charlie Evans
	75 – Jaylen Hernandez

**Walks**

1980	31 – Brian Brangi
1981	46 – Brian Brangi
1982	26 – Phil Blankstein
1983	38 – Scott Swarm
1984	30 – Phil Blankstein
1985	39 – Ricky Burkett
1986	29 – Jeff Dodig
	29 – Scott Goins
1987	32 – Jimmy Malseed
1988	17 – Art Inabinet
	17 – Ken Woody
1989	20 – Steve Oaks
	20 – Jeff Garbett
1990	25 – Donald Gilbert
1991	22 – Brian Adams
1992	42 – Jay Ostermeyer
1993	51 – Jay Ostermeyer

1994	32 – Tony Costantino
1995	49 – Tom Derwin
1996	47 – Tony Costantino
1997	36 – Tony Costantino
1998	38 – Jason Tarasuik
1999	52 – Jordan Webb
2000	31 – Jason Colson
2001	38 – Jason Colson
2002	30 – Stas Swerdzewski
2003	40 – Matt Matkovich
2004	34 – Daniel Carte
2005	50 – Chris Carrara
2006	49 – Jacob Dempsey
2007	32 – Chris Carrara
2008	24 – Billy Froehlich
2009	38 – Kevin Nolan
2010	38 – Chas Crane
2011	44 – Chas Crane
2012	26 – Chas Crane
2013	19 – Cody Dolan
	19 – Matt Lobacz
2014	38 – Babe Thomas
2015	34 – Anthony Paulsen
2016	32 – Mark Lowrie
2017	39 – Anthony Paulsen
2018	27 – Scout McFalls
2019	41 – Hunter Lipscomb
2020	12 – Scout McFalls
2021	28 – Dillon Morton
2022	27 – Dillon Morton
2023	31 – McKinley Erves
	31 – Nate Chronis
2024	19 – Jaylen Hernandez

**Strikeouts**

1980	33 – Russell Gaddy
1981	27 – Steve Davis
1982	19 – Bob Richards
1983	16 – Scott Swarm
1984	16 – Jim Thrift
1985	37 – Len Herd
1986	25 – Art Inabinet
1987	21 – Drew Hummel
	21 – Art Inabinet
1988	29 – Jeff Garbett
1989	18 – Carey Killian
1990	33 – Jeff Garbett
1991	33 – Jeff Lane
1992	47 – Scott Saunders
1993	44 – Brett Scheiden
1994	33 – Jeff Cisar
1995	44 – Jeff Cisar

1996	49 – John Coble
1997	56 – Rick Kobsik
1998	60 – Craig Plappert
1999	49 – Dustin Bowman
2000	58 – Conrad Funk
	58 – Jordan Webb
2001	53 – Bennett Stapf
2002	47 – Bennett Stapf
2003	59 – Bennett Stapf
2004	49 – Daniel Carte
	49 – Bennett Stapf
2005	71 – Kyle Roberson
2006	49 – Alan Robbins
2007	32 – Louis Ullrich
2008	50 – Eddie Rohan
2009	38 – Eddie Rohan
2010	55 – Chas Crane
2011	47 – Chas Crane
2012	46 – TJ Olezczuk
2013	41 – Jayce Whitley
2014	62 – Babe Thomas
2015	61 – Babe Thomas
2016	53 – Babe Thomas
2017	55 – Babe Thomas
2018	52 – Scout McFalls
2019	48 – Tyler Baker
2020	16 – Joe Mcnamara
2021	42 – Joe Mcnamara
2022	50 – Khyree Miller
	50 – Jack Spyke
2023	61 – Ramses Cordova
2024	52 – Nicholas Badillo

**Stolen Bases**

1980	19 – Brian Brangi
1981	24 – Steve Davis
1982	21 – Russell Gaddy
1983	39 – Steve Kirby
1984	21 – Jeff Lester
1985	23 – Jeff Dodig
1986	44 – Jeff Dodig
1987	15 – Jeff Dodig
1988	10 – Dave Hanoka
1989	5 – Steve Oaks
1990	13 – Jeff Garbett
1991	5 – Morrall Clyburn
	5 – Donald Gilbert
1992	12 – Jay Ostermeyer
	12 – Jay Nelson
1993	17 – Jay Ostermeyer
1994	26 – Tony Costantino
1995	26 – Tony Costantino

1996	31 – Tony Costantino
1997	33 – Tony Costantino
1998	30 – Joe Colameco
1999	20 – Jordan Webb
2000	16 – Jordan Webb
2001	9 – Jordan Webb
2002	12 – Carlos de la Rionda
2003	17 – Kyle Roberson
2004	16 – Daniel Carte
2005	29 – Heath Rollins
2006	33 – Chris Carrara
2007	29 – Chris Carrara
2008	11 – Kevin Nolan
2009	13 – Sean Sullivan
2010	9 – Tyler McBride
2011	15 – Patrick Gamblin
2012	12 – Patrick Gamblin
2013	4 – Cody Dolan
2014	9 – John Menken
2015	15 – Anthony Paulsen
2016	11 – Anthony Paulsen
2017	5 – Mitch Spires
	5 – Matthew Mulkey
2018	11 – Mitch Spires
2019	23 – Mathew Mulkey
	23 – Grant English
2020	6 – Scout McFalls
2021	12 – Scout McFalls
2022	5 – CJ Conrad
	5 – Luke Hannum
2023	14 – Joseph Szvetitz
2024	4 – Charlie Evans

# Year-By-Year Pitching Leaders

PITCHING		Innings Pitched	Hits Allowed	Runs Allowed	Earned Runs Allowed		
Earned Run Avg.							
1980	1.19 – Buddy Thompson	1980	112.1 – Bob Steer	1980	28 – Todd Lewis	1980	21 – Bob Steer
1981	1.52 – Mike Elliott	1981	125.1 – Bob Steer	1981	68 – Bob Steer	1981	52 – Bob Steer
1982	2.05 – Cam Frostick	1982	60.2 – Randy Gregory	1982	29 – Buddy Thompson	1982	24 – Buddy Thompson
1983	1.56 – Ricky Burkett	1983	72.0 – Mark Beaver	1983	30 – Mark Beaver	1983	22 – Mark Beaver
1984	2.66 – Waine Shipman	1984	71.0 – Mark Beaver	1984	31 – Mark Beaver	1984	23 – Mark Beaver
1985	2.44 – Tony McKinney	1985	87.0 – Waine Shipman	1985	44 – Waine Shipman	1985	35 – Waine Shipman
1986	3.15 – Tad Powers	1986	66.0 – Waine Shipman	1986	36 – Mark Hetrick	1986	31 – Waine Shipman
1987	2.25 – Mark Hetrick	1987	75.2 – Tad Powers	1987	42 – Tad Powers	1987	33 – Tad Powers
1988	3.20 – Bryan Maley	1988	80.0 – Robbie Wood	1988	43 – John Lewis	1988	38 – Robbie Wood
1989	3.31 – Matt Lawton	1989	54.1 – Matt Lawton	1989	48 – Brian Fizel	1989	40 – Brian Fizel
1990	2.30 – John Lewis	1990	86.1 – Erik Violette	1990	43 – Erik Violette	1990	28 – Erik Violette
1991	2.52 – Jeff Myers	1991	94.1 – Erik Violette	1991	46 – Erik Violette	1991	38 – Eric Wroldsen
1992	3.07 – Jeff Myers	1992	84.1 – Carl Dale	1992	73 – Robbie Hammond	1992	61 – Robbie Hammond
1993	3.39 – Bryan Link	1993	97.0 – Carl Dale	1993	66 – Carl Dale	1993	45 – Carl Dale
1994	2.82 – Carl Dale	1994	99.0 – Carl Dale	1994	44 – Jim Abbott	1994	38 – Jim Abbott
1995	1.74 – Bryan Link	1995	134.1 – Bryan Link	1995	50 – Ryan Lambert	1995	45 – Mike Condon
1996	1.37 – Mark Richards	1996	106.2 – Jeff Santa	1996	50 – Mike Condon	1996	47 – Jeff Santa
1997	1.86 – Aaron Sundsmo	1997	101.1 – Jeff Santa	1996	58 – Jeff Santa	1997	40 – Jeff Santa
1998	3.21 – David Steffler	1998	103.2 – David Steffler	1997	58 – Jeff Santa	1998	42 – Matt Koziara
1999	2.43 – Aaron Sundsmo	1999	124.2 – Matt Koziara	1998	51 – Darryl Craig		42 – Darryl Craig
2000	2.41 – Ben Thurmond	2000	89.2 – Ben Thurmond	1999	75 – David Steffler	1999	60 – David Steffler
2001	2.41 – Jeff Reeves	2001	150.0 – Ben Thurmond	2000	60 – Keith Pawlish	2000	52 – Keith Pawlish
2002	3.20 – Jeff Reeves	2002	109.1 – Jeremy Plexico	2001	59 – Jeremy Herauf	2001	53 – Jeremy Herauf
2003	2.75 – Jeremy Plexico	2003	117.2 – Jeremy Plexico	2002	65 – Jeremy Plexico	2002	53 – Jeremy Plexico
2004	1.88 – Jon Wilson	2004	119.2 – Kevin Slowey	2003	54 – Kevin Slowey	2003	46 – Kevin Slowey
2005	2.18 – Kevin Slowey	2005	136.1 – Kevin Slowey	2004	52 – Kevin Slowey	2004	43 – Kevin Slowey
2006	3.24 – Jonathan Settle	2006	138.0 – Alex Wilson	2005	55 – Heath Rollins	2005	48 – Heath Rollins
2007	2.51 – Alex Wilson	2007	112.0 – Jason Franzblau	2006	68 – Heath Rollins	2006	58 – Alex Wilson
2008	3.56 – Ryan Mullins	2008	88.2 – Hamilton Bennett	2007	51 – Jason Franzblau	2007	39 – Jason Franzblau
2009	3.09 – Matteo D'Angelo	2009	84.1 – Matteo D'Angelo	2008	71 – Hamilton Bennett		39 – Josh McDonald
2010	3.86 – Tyler Mizenko	2010	94.1 – Matteo D'Angelo	2009	60 – Robert Lake	2008	57 – Hamilton Bennett
2011	3.29 – Mitchell Knox	2011	90.1 – Tyler Mizenko	2010	65 – Robert Lake	2009	57 – Robert Lake
2012	3.32 – Tyler Klitsch	2012	93.2 – Matt Pierpont	2011	51 – Robert Lake	2010	53 – Robert Lake
2013	0.43 – Eric Ruth	2013	90.2 – Matt Pierpont	2012	58 – Matt Pierpont	2011	48 – Robert Lake
2014	2.54 – Travis Shelley	2014	103.2 – Sam Kmiec	2013	49 – Tyler Klitsch	2012	52 – Matt Pierpont
2015	2.14 – Travis Shelley	2015	85.1 – Sam Kmiec	2014	50 – Joey Strain	2013	36 – Tyler Klitsch
2016	3.48 – Zach Cook	2016	96.2 – Sam Kmiec	2015	89 – Sam Kmiec	2014	42 – Joey Strain
2017	2.23 – Nate Pawelczyk	2017	90.1 – Reece Green	2016	112 – Sam Kmiec	2015	37 – Sam Kmiec
2018	3.58 – Daniel Willcutt	2018	89.0 – Zach Peek	2017	98 – Reece Green	2016	47 – Thad Harris
2019	3.31 – Colten Rendon	2019	92.1 – Nate Pawelczyk	2018	78 – Zach Peek	2017	40 – Colten Rendon
2020	1.93 – Jason Crumley	2020	18.1 – Thad Harris	2019	90 – Nate Pawelczyk	2018	41 – Colten Rendon
2021	4.46 – Colten Rendon	2021	51.2 – Tyler Jones	2020	19 – Willie Lumpkin	2019	40 – Nate Pawelczyk
2022	5.83 – Carter Sutton	2022	70.2 – Garrett Gainey	2021	68 – Willie Lumpkin	2020	9 – Daniel Blair
2023	3.41 – Zan Rose	2023	58.1 – Alex L gusch	2022	93 – Garrett Gainey	2021	37 – Willie Lumpkin
2024	2.35 – Joey Hylinski	2024	67.0 – Reese Lumpkin	2023	68 – Alex Logusch	2022	52 – Garrett Gainey
				2024	77 – Reese Lumpkin	2023	43 – Alex Logusch
						2024	39 – Riley Huger

<b>Walks</b>	
1980	26 – Todd Lewis
1981	31 – Mike Elliot
1982	27 – Cam Frostick
1983	32 – Ricky Burkett
1984	36 – Ricky Burkett
1985	37 – Waine Shipman
1986	23 – Mark Hetrick
1987	20 – Tad Powers
1988	21 – Bradley Todt
	21 – John Lewis
1989	20 – Brian Frizel
1990	40 – Robbie Hammond
1991	48 – Eric Wroldsen
1992	57 – Robbie Hammond
1993	47 – Carl Dale
1994	52 – Carl Dale
1995	42 – Mike Condon
1996	40 – Mike Condon
1997	43 – Jeff Santa
1998	50 – Terry Krossschell
1999	62 – Terry Krossschell
2000	35 – Jeremy Herauf
	35 – Ben Thurmond
2001	42 – Ben Thurmond
2002	46 – Chris Carter
2003	37 – Mike Honce
2004	29 – Jeff Reeves
2005	41 – Mike Honce
2006	50 – Alex Wilson
2007	39 – Alex Wilson
2008	27 – Ryan Schwartz
2009	30 – Wade Newman
2010	23 – Robert Lake
2011	19 – Robert Lake
	19 – Tyler Mizenko
2012	34 – Preston Johnson
2013	21 – Joey Strain
2014	30 – Zach Sightler
2015	29 – Matt Crohan
2016	30 – Zach Sightler
2017	32 – Nate Pawelczyk
2018	37 – Nate Pawelczyk
2019	35 – Zach Peek
2020	9 – Tyler Jones
2021	30 – Tyler Jones
2022	39 – Tyler Jones
2023	44 – Alex Logusch
	44 – Brody Hopkins
2024	29 – Riley Huger

<b>Strikeouts</b>	
1980	47 – Buddy Thompson

1981	80 – Buddy Thompson
1982	65 – Mike Elliott
1983	80 – Mark Beaver
1984	70 – Ricky Burkett
1985	50 – Waine Shipman
1986	58 – Tad Powers
1987	67 – Tab Powers
1988	63 – Robbie Wood
1989	50 – Matt Lawton
1990	65 – Erik Violette
1991	82 – Erik Violette
1992	57 – Carl Dale
1993	78 – Carl Dale
1994	101 – Carl Dale
1995	135 – Bryan Link
1996	99 – Jeff Santa
1997	90 – Jeff Santa
1998	97 – David Steffler
1999	103 – Matt Koziara
2000	78 – Ben Thurmond
2001	148 – Ben Thurmond
2002	72 – Jeremy Plexico
2003	106 – Jeremy Plexico
2004	104 – Kevin Slowey
2005	134 – Kevin Slowey
2006	143 – Heath Rollins
	143 – Alex Wilson
2007	97 – Alex Wilson
2008	78 – Hamilton Bennett
2009	60 – Matteo D'Angelo
2010	76 – Matteo D'Angelo
2011	65 – Tyler Mizenko
2012	75 – Eric Ruth
2013	80 – Matt Pierpont
2014	73 – Sam Kmiec
2015	96 – Sam Kmiec
2016	72 – Sam Kmiec
2017	69 – Nate Pawelczyk
	69 – Reece Green
2018	99 – Zach Peek
2019	91 – Zach Peek
2020	19 – Daniel Blair
2021	42 – Tyler Jones
2022	62 – Parker Whittle
2023	76 – Alex Logusch
2024	111 – Riley Huger

<b>Wins</b>	
1980	11 – Bob Steer
1981	10 – Mike Elliott
1982	6 – Jamie Holt
	6 – Mike Elliott
1983	8 – Mitch Walters

1984	7 – Mitch Walters
1985	10 – Mark Hetrick
1986	7 – Waine Shipman
	7 – Tony McKinney
1987	8 – Mark Hetrick
	8 – Tad Powers
1988	6 – Robbie Wood
1989	4 – John Lewis
	4 – Matt Lawton
1990	5 – Robbie Hammond
	5 – Erik Violette
	5 – John Lewis
1991	7 – Erik Violette
1992	7 – Jeff Myers
1993	6 – Mark Wells
1994	11 – Carl Dale
1995	12 – Bryan Link
1996	9 – Jeff Santa
1997	10 – Jeff Santa
1998	11 – David Steffler
1999	12 – Matt Koziara
2000	6 – Dave Patterson
2001	14 – Ben Thurmond
2002	9 – Jeremy Plexico
2003	12 – Jeremy Plexico
2004	11 – Jon Wilson
2005	14 – Kevin Slowey
2006	13 – Heath Rollins
	13 – Alex Wilson
2007	8 – Jason Franzblau
2008	7 – Ryan Mullins
2009	8 – Matteo D'Angelo
2010	8 – Matteo D'Angelo
2011	6 – Eric Ruth
2012	4 – Matt Pierpont
	4 – Tyler Klitsch
2013	4 – Matt Pierpont
2014	6 – Sam Kmiec
	6 – Joe Strain
2015	8 – Josh Strong
2016	6 – Zach Sightler
	6 – Thad Harris
	6 – Sam Kmiec
2017	7 – Nate Pawelczyk
	7 – Colten Rendon
2018	7 – Nate Pawelczyk
2019	9 – Nate Pawelczyk
2020	2 – Jason Crumley
	2 – Andrew Coker
2021	4 – Colten Rendon
2022	5 – Garrett Gainey
2023	8 – Parker Whittle
2024	5 – Riley Huger

<b>Losses</b>	
1980	2 – Bob Steer
	2 – Buddy Thompson
1981	3 – Bob Steer
	3 – Jamie Holt
1982	4 – Cam Frostick
1983	2 – Mitch Walters
	2 – Mark Beaver
	2 – Mark Beeson
1984	3 – Mark Beaver
1985	2 – Waine Shipman
	2 – Ricky Burkett
1986	2 – Waine Shipman
	2 – Tony McKinney
	2 – Mark Hetrick
1987	4 – Tad Powers
1988	4 – Robbie Wood
1989	6 – Brian Fazel
1990	6 – Brent Brady
1991	5 – Eric Wroldsen
1992	8 – Robbie Hammond
1993	7 – Carl Dale
1994	4 – Carl Dale
	4 – Bryan Link
1995	5 – Mike Condon
1996	4 – Ryan Lambert
1997	6 – Mark Richards
1998	6 – Matt Koziara
1999	5 – Terry Krossschell
2000	8 – Jeremy Herauf
2001	4 – Jason Colson
2002	5 – Jeremy Plexico
2003	4 – Chase Edwards
2004	5 – Mike Honce
2005	6 – Heath Rollins
2006	4 – Heath Rollins
2007	5 – Ryan Mullins
2008	9 – Hamilton Bennett
2009	5 – Kenny Monteith
2010	5 – Robert Lake
	5 – Matteo D'Angelo
	5 – Dominic Patterozzi
2011	8 – Matteo D'Angelo
2012	8 – Matt Pierpont
2013	9 – Tyler Klitsch
2014	6 – Jason Driver
2015	4 – Matt Crohan
	4 – Sam Kmiec
2016	7 – Sam Kmiec
2017	5 – Thad Harris
	5 – Colten Rendon
2018	7 – Daniel Willcutt
2019	6 – Thad Harris

2020	2 – Daniel Blair
2021	4 – Daniel Blair
2022	6 – Garrett Gainey
	6 – Tyler Jones
2023	5 – Brody Hopkins
2024	8 – Reese Lumpkin

<b>Saves</b>	
1980	2 – Bob Steer
1981	3 – Mike Elliot
1982	4 – Mike Elliot
1983	5 – Jim Flood
1984	3 – Greg White
1985	4 – Ricky Burkett
1986	6 – Derrick Quinn
1987	1 – Mark Hetrick
	1 – Derrick Quinn
1988	1 – Robbie Wood
	1 – Ed Ponte
	1 – Jesse Rhodes
	1 – Brad Richardson
1989	1 – Brad Richardson
1990	2 – Bobby Price
1991	3 – Erik Violette
1992	2 – Robbie Hammond
	2 – Jeff Myers
1993	7 – Jeff Myers
1994	8 – Jeff Myers
1995	6 – Jim Abbott
1996	8 – Mark Richards
1997	4 – Aaron Sundsmo
1998	5 – Aaron Sundsmo
1999	11 – Aaron Sundsmo
2000	7 – Jason Colson
2001	5 – Jason Horner
2002	2 – Jason Horner
	2 – Ryan Chenard
2003	2 – Mike Honce
2004	6 – Jon Wilson
2005	5 – Jon Wilson
2006	9 – Jonathan Settle
2007	3 – Jonathan Settle
	3 – Ryan Mullins
2008	7 – Josh McDonald
2009	14 – Tyler Mizenko
2010	6 – Tyler Mizenko
2011	4 – Tommy Lawrence
	4 – Eric Ruth
2012	3 – Preston Johnson
	3 – Austin Stuart
2013	9 – Eric Ruth
2014	4 – Jason Driver
2015	9 – Joey Strain

2016	9 – Zach Cook
2017	9 – Dalton Whitaker
2018	6 – Dalton Whitaker
2019	9 – Colten Rendon
2020	4 – Colten Rendon
2021	3 – Colten Rendon
2022	4 – Willie Lumpkin
2023	6 – Zan Rose
2024	7 – Parker Kruglewicz

**Appearances**

1980	15 – Bob Steer
1981	24 – Mike Elliott
1982	20 – Mike Elliott
1983	15 – Ricky Burkett
1984	13 – Greg White
1985	18 – Mark Hetrick
1986	20 – Derrick Quinn
1987	14 – Tad Powers
1988	15 – Robbie Wood
1989	12 – Eric Wroldsen
1990	18 – Erik Violette
1991	21 – Erik Violette
1992	30 – Jeff Myers
1993	30 – Jeff Myers
1994	26 – Jeff Myers
1995	22 – Jim Abbott
1996	24 – Mark Richards
1997	28 – Aaron Sundsmo
1998	31 – Josh Rush
1999	35 – Aaron Sundsmo
2000	31 – Ryan Chenard
2001	26 – Jason Horner
2002	28 – Jason Horner
2003	20 – Ryan Chenard
2004	34 – Jon Wilson
2005	34 – Jon Wilson
2006	29 – Jonathan Settle
2007	33 – Ryan Mullins
2008	27 – Josh McDonald
2009	30 – Tyler Mizenko
2010	33 – Greg Hough
2011	24 – Eric Ruth
2012	23 – Austin Stuart
2013	26 – Eric Ruth
2014	15 – Sam Kniec
2015	32 – Travis Shelley
2016	30 – Zach Cook
2017	28 – Riley Arnone
	28 – Dalton Whitaker
2018	26 – Dalton Whitaker
2019	27 – Colten Rendon

2020	7 – Colten Rendon
	7 – Dalton Mims
	7 – Jason Crumley
2021	25 – Dalton Mims
2022	22 – Aaron White
2023	27 – Parker Whittle
2024	27 – Parker Whittle

**Games Started**

1980	12 – Bob Steer
1981	16 – Bob Steer
1982	10 – Randy Gregory
1983	11 – Mark Beaver
1984	9 – Mark Beaver
	9 – Waine Shipman
1985	11 – Waine Shipman
1986	11 – Waine Shipman
1987	10 – Tad Powers
1988	12 – Robbie Wood
1989	9 – John Lewis
	9 – Brian Fizel
1990	11 – John Lewis
1991	11 – Eric Wroldsen
	11 – Erik Violette
1992	14 – Robbie Hammond
1993	14 – Mark Wells
	14 – Carl Dale
1994	14 – Carl Dale
1995	17 – Bryan Link
1996	15 – Jeff Santa
	15 – Mike Condon
1997	16 – Jeff Santa
1998	17 – David Steffler
1999	16 – Matt Koziara
	16 – David Steffler
2000	16 – Jeremy Herauf
2001	18 – Ben Thurmond
2002	13 – Jeremy Plexico
2003	16 – Jeremy Plexico
2004	15 – Kevin Slowey
2005	17 – Heath Rollins
	17 – Kevin Slowey
2006	19 – Alex Wilson
2007	16 – Alex Wilson
	16 – Jason Franzblau
2008	14 – Ryan Schwartz
	14 – Hamilton Bennett
2009	14 – Wade Newman
2010	15 – Robert Lake
	15 – Matteo D'Angelo
2011	15 – Tyler Mizenko
2012	13 – Matt Pierpont

2013	13 – Eric Ruth
2014	15 – Sam Kniec
2015	14 – Matt Crohan
	14 – Sam Kniec
2016	15 – Zach Sightler
2017	15 – Colten Rendon
2018	14 – Nate Pawelczyk
	14 – Zach Peek
2019	14 – Nate Pawelczyk
	14 – Zach Peek
2020	4 – Daniel Blair
2021	12 – Tyler Jones
2022	11 – Garrett Gainey
2023	14 – Alex Logusch
2024	13 – Riley Huge

**Complete Games**

1980	9 – Bob Steer
1981	6 – Buddy Thompson
	6 – Jamie Holt
1982	2 – Jamie Holt
	2 – Cam Frostick
	2 – Randy Gregory
1983	4 – Mark Beeson
	4 – Ricky Burkett
	4 – Mark Beaver
1984	4 – Mark Beaver
	4 – Mitch Walters
1985	5 – Waine Shipman
1986	4 – Tony McKinney
1987	2 – Tad Powers
	2 – George Arnold
	2 – Mark Hetrick
1988	5 – Bryan Maley
1989	3 – Matt Lawton
1990	4 – John Lewis
1991	8 – Erik Violette
1992	7 – Marc Adkisson
1993	6 – Carl Dale
1994	9 – Carl Dale
1995	10 – Bryan Link
1996	5 – Mike Condon
1997	3 – Jeff Santa
1998	7 – David Steffler
1999	6 – David Steffler
2000	3 – Christian Tomsich
2001	12 – Ben Thurmond
2002	6 – Jeremy Plexico
2003	6 – Jeremy Plexico
2004	4 – Kevin Slowey
2005	7 – Kevin Slowey

2006	2 – Heath Rollins
2007	4 – Jason Franzblau
	4 – Alex Wilson
2008	1 – Hamilton Bennett
	1 – Ryan Schwartz
2009	1 – Robert Lake
2010	2 – Robert Lake
2011	1 – Robert Lake
2012	2 – Matt Pierpont
	2 – Tyler Klitsch
2013	2 – Matt Pierpont
2014	5 – Sam Kniec
2015	1 – Josh Strong
	1 – Sam Kniec
	1 – Michae

**Green**

2016	1 – Sam Kniec
2017	0 – None
2018	2 – Daniel Willcutt
2019	2 – Nate Pawelczyk
	2 – Zach Peek
2020	0 – None
2021	1 – Colten Rendon
2022	0 – None
2023	0 – None
2024	0 – None

**Doubles Allowed**

1980	9 – Buddy Thompson
1981	16 – Bob Steer
1982	10 – Buddy Thompson
	10 – Jamie Holt
1983	11 – Mark Beaver
1984	12 – Mitch Walters
1985	12 – Waine Shipman
1986	16 – Waine Shipman
1987	20 – Tad Powers
1988	14 – Robbie Wood
1989	16 – Brian Fizel
1990	16 – John Lewis
1991	22 – Erik Violette
1992	25 – Jeff Myers
1993	21 – Mark Wells
1994	16 – Jim Abbott
	16 – Bryan Link
	16 – Mark Wells
1995	21 – Ryan Lambert
1996	20 – Jeff Santa
1997	19 – David Steffler
1998	20 – David Steffler
1999	25 – David Steffler
2000	21 – Jeremy Herauf

2001	30 – Ben Thurmond
2002	30 – Jeremy Plexico
2003	25 – Kevin Slowey
2004	28 – Kevin Slowey
2005	24 – Heath Rollins
2006	25 – Alex Wilson
2007	22 – Jason Franzblau
2008	19 – Ryan Schwartz
2009	26 – Matteo D'Angelo
2010	23 – Robert Lake
2011	23 – Matteo D'Angelo
2012	23 – Matt Pierpont
2013	21 – Matt Pierpont
2014	20 – Sam Kniec
2015	20 – Josh Strong
2016	18 – Sam Kniec
2017	16 – Reece Green
	16 – Colten Rendon
2018	13 – Nate Pawelczyk
2019	21 – Zach Peek
	21 – Thad Harris
2020	7 – Daniel Blair
2021	13 – Willie Lumpkin
2022	16 – Garrett Gainey
2023	13 – Parker Whittle
2024	14 – Reese Lumpkin

**Triples Allowed**

1980	4 – Buddy Thompson
1981	8 – Bob Steer
1982	2 – Buddy Thompson
1983	2 – Mark Beaver
1984	2 – Waine Shipman
	2 – Mark Beaver
1985	3 – Mark Hetrick
	3 – Tony McKinney
1986	4 – Tony McKinney
1987	3 – Rob Tumolo
1988	4 – Robbie Wood
1989	3 – Robbie Wood
	3 – Brian Fizel
1990	3 – Brent Brady
	3 – John Lewis
1991	2 – Erik Violette
1992	5 – Carl Dale
1993	3 – Carl Dale
	3 – Paul Rehkow
1994	6 – Bryan Link
1995	6 – Mike Condon
1996	3 – Ryan Lambert
1997	3 – Joel Garton
1998	3 – Matt Koziara

	3 – Darryl Craig
	3 – David Steffler
1999	3 – Matt Koziara
	3 – David Steffler
2000	5 – Jeff Reeves
2001	4 – Ben Thurmond
2002	5 – Jeremy Plexico
2003	4 – Chase Edwards
	4 – Kevin Slowey
2004	3 – Kevin Slowey
2005	4 – Heath Rollins
2006	4 – Heath Rollins
2007	5 – Josh McDonald
	5 – Alex Wilson
2008	3 – Hamilton Bennett
	3 – Matteo D’Angelo
2009	5 – Wade Newman
2010	4 – Dominic Patterozzi
2011	4 – Wade Newman
2012	2 – Steven Howell
	2 – Josh Strong
	2 – Matt Pierpont
2013	2 – Joey Strain
	2 – Tyler Klitsch
2014	3 – Joey Strain
2015	5 – Sam Kmiec
2016	4 – Zach Sightler
2017	2 – Dalton Whiteaker
	2 – Thad Harris
	2 – Carson Gregory
2018	4 – Daniel Willcutt
	4 – Colten Rendon
2019	4 – Nate Pawelczyk
2020	2 – Thad Harris
2021	3 – Macklin Ohs
2022	2 – Garrett Gainey
	2 – Aaron White
2023	2 – Dyson Johnson
	2 – Josh Bookbinder
	2 – Alex Logusch
	2 – Aaron White
2024	3 – Alex Logusch

**Home Runs Allowed**

1980	2 – Buddy Thompson
	2 – Jamie Holt
1981	9 – Bob Steer
1982	3 – Randy Gregory
	3 – Mike Elliot
1983	5 – Mark Beaver
1984	4 – Ricky Burkett
1985	10 – Greg Utz

1986	10 – Tad Powers
1987	9 – Tad Powers
1988	8 – Robbie Wood
1989	8 – Brian Fizel
	8 – Robbie Wood
1990	10 – Brad Richardson
1991	10 – Brent Brady
1992	8 – Robbie Hammond
1993	6 – Jeff Myers
	6 – Bryan Link
1994	5 – Mark Wells
	5 – Jeff Myers
1995	8 – Mike Condon
1996	13 – Ryan Lambert
1997	11 – Jeff Santa
1998	10 – Darryl Craig
1999	14 – David Steffler
2000	8 – Keith Pawlish
2001	13 – Jeremy Herauf
2002	9 – Ben Thurmond
2003	12 – Kevin Slowey
2004	8 – Kevin Slowey
	8 – Jason Terry
2005	8 – Kevin Slowey
	8 – Heath Rollins
2006	8 – Alex Wilson
2007	7 – Josh McDonald
2008	10 – Hamilton Bennett
2009	9 – Tyler McBride
2010	12 – Matteo D’Angelo
2011	9 – Robert Lake
2012	7 – Mitchell Knox
2013	4 – Matt Pierpont
	4 – Stephen Howell
2014	4 – Jason Driver
2015	6 – Matt Crohan
	6 – Freddie Sultan
2016	12 – Sam Kmiec
2017	10 – Reece Green
2018	8 – Zach Peek
	– Riley Arnone
2019	10 – Thad Harris
2020	3 – Tyler Jones
2021	9 – Colten Rendon
2022	10 – Garrett Gainey
2023	9 – Alex Logusch
2024	9 – Reese Lumpkin

**FIELDING  
Chances**

1980	370 – Eddie Eargle
1981	522 – Eddie Eargle

1982	345 – Eddie Eargle
1983	397 – Phil Blankstein
1984	382 – Jim Thrift
1985	499 – Ricky Burkett
1986	355 – Drew Hummel
1987	340 – Drew Hummel
1988	274 – Steve Scalameiro
1989	306 – Carey Killian
1990	530 – Carey Killian
1991	450 – Brian Adams
1992	384 – Dwight Hottle
1993	467 – Dwight Hottle
1994	260 – Jeremy Keller
1995	561 – Jeremy Keller
1996	445 – Jeremy Keller
1997	509 – Rick Kobsik
1998	536 – Rick Kobsik
1999	449 – Josh Ury
2000	568 – Josh Ury
2001	516 – Stas Swerdzewski
2002	487 – Bennett Stapf
2003	416 – Bennett Stapf
2004	344 – Bennett Stapf
2005	567 – Alan Robbins
2006	491 – Alan Robbins
2007	490 – Eddie Tisdale
2008	540 – Eddie Tisdale
2009	552 – Eddie Tisdale
2010	458 – Matt Thielepape
2011	391 – Matt Lobacz
2012	492 – Matt Lobacz
2013	290 – Austen Barber
2014	308 – Chad Smith
2015	382 – Mark Lowrie
2016	454 – Mark Lowrie
2017	411 – Babe Thomas
2018	413 – Tyler Halstead
2019	389 – Grant English
2020	135 – Andrew Jenner
2021	286 – Dillon Morton
2022	328 – Ty Hooks
2023	363 – Nate Chronis
2024	306 – Nate Chronis

**Putouts**

1980	344 – Eddie Eargle
1981	491 – Eddie Eargle
1982	327 – Eddie Eargle
1983	378 – Phil Blankstein
1984	355 – Jim Thrift
1985	475 – Ricky Burkett
1986	332 – Drew Hummel
1987	319 – Drew Hummel

1988	266 – Steve Scalameiro
1989	289 – Carey Killian
1990	508 – Carey Killian
1991	422 – Brian Adams
1992	351 – Dwight Hottle
1993	424 – Dwight Hottle
1994	246 – Jeremy Keller
1995	527 – Jeremy Keller
1996	413 – Jeremy Keller
1997	481 – Rick Kobsik
1998	502 – Rick Kobsik
1999	421 – Josh Ury
2000	521 – Josh Ury
2001	478 – Stas Swerdzewski
2002	445 – Bennett Stapf
2003	371 – Bennett Stapf
2004	306 – Bennett Stapf
2005	499 – Alan Robbins
2006	429 – Alan Robbins
2007	452 – Eddie Tisdale
2008	515 – Eddie Tisdale
2009	516 – Eddie Tisdale
2010	414 – Matt Thielepape
2011	361 – Matt Lobacz
2012	460 – Matt Lobacz
2013	260 – Austen Barber
2014	273 – Chad Smith
2015	358 – Mark Lowrie
2016	429 – Mark Lowrie
2017	375 – Babe Thomas
2018	385 – Tyler Halstead
2019	357 – Grant English
2020	121 – Andrew Jenner
2021	266 – Dillon Morton
2022	307 – Dillon Morton
2023	332 – Nate Chronis
2024	275 – Nate Chronis

**Assists**

1980	100 – Tommy Nagel
1981	159 – Don Skorup
1982	87 – Joe Gober
1983	117 – Scott Swarm
1984	123 – Scott Swarm
1985	181 – Dave Patterson
1986	110 – Jimmy Huestess
1987	103 – Scott Goins
1988	98 – Pat McGuire
1989	68 – Steve Oaks
1990	113 – Donald Gilbert
	113 – Tim Sheriff
1991	135 – Tim Sheriff
1992	139 – Jay Nelson
1993	151 – Jay Ostermeyer
1994	114 – Jeff Cisar
1995	144 – Jeff Cisar
1996	151 – Jeff Cisar
1997	136 – Jason Tarasuik
1998	128 – Jason Tarasuik
1999	195 – Jordan Webb
2000	191 – Jordan Webb
2001	162 – Jordan Webb
2002	140 – Brian Haney
2003	160 – Matt Repec
2004	160 – Matt Repec
2005	182 – Chris Carrara
2006	184 – Chris Carrara
2007	165 – Chris Carrara
2008	161 – Kevin Nolan
2009	176 – Kevin Nolan
2010	155 – Adam Gliebe
2011	177 – Adam Gliebe
2012	143 – Jason Driver
2013	161 – Kyle Edwards
2014	161 – Kyle Edwards
2015	153 – Kyle Edwards
2016	121 – Kyle Edwards
2017	152 – Mitch Spires
2018	136 – Mitch Spires
2019	149 – Tyler Baker
2020	43 – Tyler Baker
2021	103 – Joey Tepper
2022	136 – Robby Taul
2023	144 – Ramses Cordova
2024	74 – Anthony Ruocco

**Errors**

1980	16 – Don Skorup
1981	13 – Don Skorup
1982	19 – Joe Gober

1983	16 – Stan Loyd
1984	19 – Scott Swarm
1985	20 – Dave Patterson
1986	16 – Jimmy Huestess
1987	21 – Robert Tucker
1988	11 – Jimmy Huestess
1989	12 – Donald Gilbert
1990	22 – Ron Schick
1991	17 – Tim Sheriff
1992	17 – Brian Adams
1993	20 – Jay Ostermeyer
1994	21 – Jeff Cisar
1995	22 – Jeff Cisar
	22 – Travis Hollingsworth
1996	19 – Johnny Poss
1997	19 – Brett Busha
	19 – Jeff Cisar
1998	17 – Jason Tarasuik
1999	18 – Jason Tarasuik
2000	30 – Jordan Webb
2001	19 – Jason Colson
2002	17 – Brian Haney
2003	16 – David Scoggin
2004	17 – Matt Repec
2005	15 – Matt Repec
2006	15 – Matt Repec
	15 – Ben Ehrlich
2007	13 – Bryn Henderson
2008	15 – Kevin Nolan
2009	20 – Kevin Nolan
2010	11 – Adam Gliebe
	11 – Chas Crane
2011	11 – Adam Gliebe
2012	13 – Jason Driver
2013	21 – Kyle Edwards
2014	16 – Brad Kaczka
2015	13 – Brad Kaczka
2016	18 – Mitch Spires
2017	21 – Mitch Spires
2018	15 – Mitch Spires
	15 – Jake Sullivan
2019	14 – Jake Sullivan
2020	3 – Andrew Jenner
	3 – Tyler Baker
	3 – Dillon Morton
2021	7 – Dillon Morton
	7 – Joey Tepper
	7 – Tyler Baker
2022	15 – Robby Taul
2023	21 – Ramses Cordova
2024	13 – Abe Affholter



# ALL-TIME BIG SOUTH CONFERENCE HONORS

## Big South All-Conference

1986	Waine Shipman (P)		2003	Jeremy Plexico (P)	1st Team	2017	Nate Pawelczyk (P)	1st Team
1986	Jeff Dodig (OF)		2003	Kyle Roberson (OF)	2nd Team	2017	Colten Rendon (P)	1st Team
1987	Drew Hummel (1B)		2004	Daniel Carte (OF)	1st Team	2018	Mitch Spires (SS)	1st Team
1987	Scott Goins (2B)		2004	David Scoggin	1st Team	2018	Tyler Halstead (1B)	2nd Team
1987	Mark Hetrick (P)		2004	Matt Repec (SS)	1st Team	2018	Nate Pawelczyk (P)	2nd Team
1988	Art Inabinet (3B)		2004	Jacob Dempsey (OF)	2nd Team	2019	Hunter Lipscomb (OF)	1st Team
1991	Donald Gilbert (3B)		2004	Jon Wilson (P)	2nd Team	2019	Nate Pawelczyk (P)	1st Team
1991	Tim Sheriff (SS)		2004	Kevin Slowey (P)	2nd Team	2019	Colten Rendon (P)	1st Team
1991	Erik Violette (P)		2005	Daniel Carte (OF)	1st Team	2019	Zach Peek (P)	2nd Team
1992	Marc Adkisson (P)		2005	Kyle Roberson (OF)	2nd Team	2019	Spencer Yankle (C)	2nd Team
1993	Heyward Bracey (3B)		2005	Matt Repec (SS)	2nd Team	2022	Dillon Morton (1B)	2nd Team
1994	Carl Dale (P)	1st Team	2005	Jacob Dempsey (DH)	1st Team	2022	Khyree Miller (OF)	2nd Team
1995	Bryan Link (P)	1st Team	2005	Kevin Slowey (P)	1st Team	2023	Brody Hopkins (P/OF)	1st Team
1995	Tony Costantino (OF)	2nd Team	2005	Alan Robbins (C)	1st Team	2023	Josh Bookbinder (P)	2nd Team
1995	Jeremy Keller (1B)	2nd Team	2005	Chris Carrara (2B)	2nd Team	2024	Riley Huge (P)	2nd Team
1996	Jeremy Keller (1B)	1st Team	2005	Heath Rollins (P)	2nd Team	2024	Parker Kruglewicz (P)	2nd Team
1996	Mike Condon (P)	1st Team	2006	Matt Repec (SS)	1st Team			
1996	Mark Richards (P)	2nd Team	2006	Jacob Dempsey (OF)	1st Team			
1996	Tom Derwin (2B)	2nd Team	2006	Chris Carrara (2B)	1st Team			
1996	Joe Colameco (OF)	2nd Team	2006	Heath Rollins (P)	1st Team			
1997	Tony Costantino (OF)	1st Team	2006	Heath Rollins (1B)	1st Team			
1997	Joe Colameco (OF)	1st Team	2006	Tommy Lentz (OF)	1st Team			
1997	Jeff Cisar (SS)	2nd Team	2006	Alex Wilson (P)	1st Team			
1997	Jeff Santa (P)	2nd Team	2007	Chris Carrara (2B)	2nd Team			
1998	Joe Colameco (OF)	1st Team	2007	Tommy Lentz (OF)	2nd Team			
1998	Rick Kobsik (1B)	1st Team	2007	Alex Wilson (P)	1st Team			
1998	David Steffler (P)	1st Team	2007	Jason Franzblau (P)	1st Team			
1999	Jordan Webb (2B)	1st Team	2007	Eddie Rohan (DH)	2nd Team			
1999	Jason Colson (3B)	1st Team	2008	Billy Froehlich (OF)	2nd Team			
1999	Jason Tarasuik (SS)	1st Team	2008	Eddie Rohan (DH)	1st Team			
1999	Brett Busha (OF)	2nd Team	2009	Matteo D'Angelo (P)	2nd Team			
1999	Josh Ury (1B)	2nd Team	2009	Tyler Mizenko (P)	2nd Team			
1999	Todd Leathers (DH)	2nd Team	2009	Bryn Henderson (2B)	2nd Team			
1999	Matt Koziara (P)	2nd Team	2009	Kevin Nolan (SS)	2nd Team			
2000	Jason Colson (3B)	1st Team	2010	Eddie Rohan (DH)	2nd Team			
2001	Jason Colson (3B)	1st Team	2010	Matteo D'Angelo (P)	2nd Team			
2001	Todd Leathers (OF)	1st Team	2011	Eddie Rohan (C)	2nd Team			
2001	Stas Swerdzewski (C)	1st Team	2011	Tyler Mizenko (P)	2nd Team			
2001	Ben Thurmond (P)	1st Team	2013	Chad Smith (INF)	2nd Team			
2001	Jeremy Herauf (P)	1st Team	2014	TJ Olesczuk (OF)	1st Team			
2001	Bennett Stapf (1B)	2nd Team	2015	Anthony Paulsen (OF)	1st Team			
2002	Todd Leathers (3B)	2nd Team	2015	Brad Kaczka (3B)	2nd Team			
2002	Stas Swerdzewski (C)	2nd Team	2015	Matt Crohan (P)	2nd Team			
2003	Bennett Stapf (1B)	2nd Team	2016	Anthony Paulsen (OF)	2nd Team			
2003	Daniel Carte (OF)	1st Team	2016	Roger Gonzalez (C)	2nd Team			
2003	Matt Matkovich (2B)	1st Team	2017	Anthony Paulsen (OF)	1st Team			
2003	David Scoggin (3B)	1st Team	2017	Mitch Spires (SS)	1st Team			



**Eddie Rohan** (above) became the first Winthrop player to be named Big South All-Conference four times and just 1-of-3 ever in the Big South to do so.

**Big South All-Tournament Team**

1985	Jeff Dodig (co-MVP)
1985	Scott Goins
1985	Dave Patterson
1985	Waine Shipman
1986	Scott Goins
1986	Neal Clatterbuck
1987	Scott Goins
1987	Art Inabinet
1987	Jimmy Huestess
1987	Jeff Garbett
1987	Jimmy Malseed
1987	Robert Tucker
1987	Mark Hetrick
1987	Dave Murray
1988	Robert Tucker
1990	Carey Killian
1991	Donald Gilbert
1991	Tim Sheriff
1991	Erik Violette
1992	Tim Sheriff
1992	Jeff Myers
1992	Chris Bevil
1992	Dwight Hottle
1992	Jay Nelson
1992	Brian Adams
1992	Heyward Bracey
1997	Tony Costantino
1998	Darryl Craig
1999	Matt Koziara (MVP)
1999	Jason Colson
1999	Jason Tarasuik
1999	Josh Ury
1999	Todd Leathers
2000	Josh Ury
2000	Todd Leathers
2001	Todd Leathers
2001	Jeremy Herauf
2001	Stas Swerdzewski
2001	Jordan Webb
2002	Bennett Stapf
2002	Ben Thurmond
2004	Daniel Carte
2004	Grant Neidenfeuhr
2005	Daniel Carte (MVP)
2005	Chris Carrara
2005	Alan Robbins
2005	Jacob Dempsey
2005	Heath Rollins
2006	Matt Repec
2006	Phil Carey
2007	Phil Carey

2007	Jonathan Settle
2008	Bryn Henderson
2008	John Murrian
2008	Ryan Mullins
2009	Bryn Henderson
2009	Eddie Tisdale
2009	Sean Sullivan
2009	Eddie Rohan
2009	Robert Lake
2010	Eddie Rohan
2010	Chas Crane
2014	TJ Olesczuk
2014	Josh Strong
2015	Brad Kaczka
2015	Anthony Paulsen
2016	Roger Gonzalez
2017	Hunter Lipscomb
2018	Hunter Lipscomb
2019	Grant English
2019	Matthew Mulkey
2019	Zach Peek
2023	Will Martin

**Big South All-Academic Team**

1999	David Steffler
2000	Christian Tomsich
2001	Christian Tomsich
2002	Jeff Reeves
2003	Jeremy Plexico
2004	Jeff Reeves
2005	Kevin Slowey
2006	Tommy Lentz
2007	Tommy Lentz
2008	Billy Tinsley
2009	Bryn Henderson
2010	Matt Thielepape
2011	Matteo D'Angelo
2012	Max Vogel
2013	Max Vogel
2014	TJ Olesczuk
2015	Brad Kaczka
2016	Zach Cook
2017	Hunter Lipscomb
2018	Hunter Lipscomb
2019	Hunter Lipscomb
2020	Jason Crumley
2021	Jason Crumley
2022	Jonathan Strauss
2023	Parker Whittle
2024	Parker Whittle
2024	Parker Whittle



**Big South Most Valuable Player**

1987	Scott Goins
1995	Bryan Link
1996	Jeremy Keller
2001	Jason Colson
2006	Heath Rollins

**Big South Scholar-Athlete  
Of The Year**

1995	Bryan Link
1998	David Steffler
1999	David Steffler
2003	Jeremy Plexico
2004	Jeff Reeves
2005	Kevin Slowey

**Big South Rookie Of The Year**

2001	Jon Gore
2003	Daniel Carte
2006	Alex Wilson
2017	Colten Rendon

**Big South Coach Of The Year**

1991	Horace Turbeville
1992	Joe Hudak
1995	Joe Hudak
2001	Joe Hudak
2017	Tom Riginos

**Bob McCloskey Big South Conference Graduate Fellowship Award**

2024	Parker Whittle
------	----------------



WINTHROP  
BASEBALL

**Big South Player Of The Week**

Jeremy Keller	Mar. 13, 1995
Jeff Cisar	Apr. 10, 1995
Travis Hollingsworth	Apr. 17, 1995
Tony Costantino	May 8, 1995
Tom Derwin	Mar. 10, 1996
Jeff Cisar	Mar. 3, 1997
Joe Colameco	Mar. 31, 1997
Joe Colameco	Mar. 9, 1998
Jason Tarasuik	Mar. 30, 1998
Brett Busha	Mar. 15, 1999
Jason Colson	Mar. 22, 1999
Todd Leathers	Apr. 19, 2000
Todd Leathers	Apr. 10, 2001
Todd Leathers	Apr. 17, 2001
Stas Swerdzewski	May 8, 2001
Todd Friedman	Apr. 22, 2002
Bennett Stapf	May 20, 2002
Daniel Carte	Feb. 26, 2003
Kyle Roberson	Apr. 1, 2003
Daniel Carte	Apr. 9, 2003
David Scoggin	Apr. 22, 2003
Bennett Stapf	May 19, 2003
David Scoggin	Apr. 5, 2004
Daniel Carte	Apr. 20, 2004
David Scoggin	May 3, 2004
Heath Rollins	Mar. 7, 2005
Kyle Roberson	Mar. 28, 2005
Chris Carrara	May 2, 2005
Heath Rollins	May 9, 2005
Mike Konstanty	Feb. 14, 2006
Jacob Dempsey	Mar. 14, 2006
Chris Carrara	Mar. 27, 2006
Tommy Lentz	Apr. 10, 2006
Jacob Dempsey	May 9, 2006
Tommy Lentz	Feb. 7, 2007
Chris Carrara	Mar. 5, 2007
Tommy Lentz	Apr. 23, 2007
Tommy Lentz	May 7, 2007
Bryn Henderson	May 19, 2008
John Murrian	Feb. 23, 2009
Eddie Rohan	Mar. 23, 2009
Matt Thielepape	Apr. 13, 2009
Sean Sullivan	Mar. 22, 2010
Adam Gliebe	Apr. 4, 2011
TJ Olesczuk	Apr. 2, 2012
Babe Thomas	May 12, 2015
Anthony Paulsen	Mar. 7, 2016
Anthony Paulsen	Apr. 4, 2016
Anthony Paulsen	Apr. 17, 2017
Grant English	Mar. 26, 2018

Hunter Lipscomb Mar. 18, 2019

**Big South Pitcher Of The Week**

Mike Condon	Mar. 6, 1995
Bryan Link	Mar. 13, 1995
Bryan Link	May 18, 1995
Mark Richards	Mar. 3, 1996
Jeff Santa	Mar. 31, 1996
Mark Richards	Apr. 21, 1996
Ryan Lambert	Mar. 3, 1997
David Steffler	Apr. 28, 1997
David Steffler	Apr. 13, 1998
David Steffler	Mar. 8, 1999
David Steffler	Mar. 29, 1999
David Steffler	Apr. 16, 1999
Terry Krosschell	Apr. 23, 1999
Matt Koziara	May 17, 1999
Ryan Chenard	Mar. 27, 2000
Ben Thurmond	Apr. 10, 2000
Ben Thurmond	Mar. 19, 2001
Ben Thurmond	Mar. 26, 2001
Keith Pawlish	Mar. 13, 2001
Jason Colson	Apr. 2, 2001
Jason Terry	Apr. 29, 2002
Jeff Reeves	May 20, 2002
Mike Honce	Apr. 1, 2003
Jeremy Plexico	Apr. 22, 2003
Jon Wilson	Apr. 28, 2003
Jeremy Plexico	May 12, 2003
Mike Honce	Feb. 24, 2004
Kevin Slowey	Mar. 29, 2004
Kevin Slowey	Apr. 13, 2004
Jon Wilson	May 3, 2004
Kevin Slowey	Mar. 7, 2005
Heath Rollins	Apr. 11, 2005
Kevin Slowey	Apr. 18, 2005
Kevin Slowey	Apr. 25, 2005
Mike Honce	May 16, 2005
Kevin Slowey	May 23, 2005
Alex Wilson	Feb. 14, 2006
Heath Rollins	Feb. 21, 2006
Alex Wilson	Mar. 27, 2006
Heath Rollins	Apr. 10, 2006
Alex Wilson	May 16, 2006
Jason Franzblau	Feb. 14, 2007
Alex Wilson	Mar. 26, 2007
Jason Franzblau	Apr. 23, 2007
Alex Wilson	May 21, 2007
Ryan Mullins	Apr. 14, 2008
Dominic Patterozzi	Mar. 16, 2009
Tyler McBride	Apr. 6, 2009
Robert Lake	Feb. 23, 2010


Matteo D'Angelo	May 3, 2010
Robert Lake	Mar. 28, 2011
Tyler Mizenko	May 23, 2011
Eric Ruth	Mar. 12, 2012
Matt Pierpont	Mar. 19, 2012
Matt Crohan	Mar. 31, 2015
Zach Sightler	Feb. 22, 2016
Colten Rendon	May 15, 2017
Zach Peek	Mar. 5, 2018
Zach Peek	Mar. 26, 2018
Zach Peek	Apr. 23, 2018
Nate Pawelczyk	Feb. 25, 2019
Zach Peek	Apr. 22, 2019
Garrett Gainey	Mar. 21, 2022
Alex Logusch	May 1, 2023
Riley Huge	Feb. 26, 2024
Riley Huge	March 4, 2024

**Big South Freshman Of The Week**

Andrew Jenner	Mar. 2, 2020
Ty Hooks	May 10, 2021
Jack Spyke	Feb. 21, 2022
Nicholas Badillo	Mar. 27, 2023
Harrison Wilson	May 8, 2023
Jaylen Hernandez	May 6, 2024



Tommy Lentz received the ABCA Golden Glove Award in 2007



Heath Rollins was a dual role player for the Eagles before being drafted as a pitcher in 2008 by Tampa Bay

# NATIONAL AWARDS & RECOGNITION

## ABCA All-American

2004	Jon Wilson	2nd Team
2005	Kevin Slowey	1st Team
2005	Daniel Carte	2nd Team
2006	Jacob Dempsey	1st Team
2006	Chris Carrara	2nd Team

## Baseball America All-American

1995	Bryan Link	3rd Team
2005	Daniel Carte	2nd Team
2005	Kevin Slowey	3rd Team
2006	Jacob Dempsey	2nd Team

## Collegiate Baseball All-American

2001	Jeremy Herauf	3rd Team
2003	Jeremy Plexico	3rd Team
2004	Jon Wilson	2nd Team
2005	Kevin Slowey	2nd Team
2006	Heath Rollins	3rd Team
2006	Alex Wilson	3rd Team
2006	Jacob Dempsey	3rd Team

## NCBWA All-American

2001	Todd Leathers	3rd Team
2003	Jeremy Plexico	3rd Team
2005	Daniel Carte	2nd Team
2005	Kevin Slowey	2nd Team
2006	Jacob Dempsey	1st Team
2006	Alex Wilson	3rd Team
2009	Tyler Mizenko	3rd Team

## CollegeBaseballInsider.com All-American

2004	Jon Wilson	1st Team
------	------------	----------

## Rivals.com All-American

2006	Jacob Dempsey	1st Team
2006	Heath Rollins	HM

## NAIA All-American

1980	Bob Steer	2nd Team
------	-----------	----------

## All-NAIA World Series

1981	Mike Elliott
1981	Danny Poole

## Baseball America

### Freshman All-American

2003	Daniel Carte	1st Team
------	--------------	----------

## Collegiate Baseball

### Freshman All-American

1998	Jason Colson	HM
2000	Ben Thurmond	HM
2001	Bennett Stapf	HM
2001	Jon Gore	HM
2003	Daniel Carte	1st Team
2006	Alex Wilson	
2008	Eddie Rohan	
2009	Tyler Mizenko	
2017	Colten Rendon	

## NCBWA Freshman All-American

2009	Tyler Mizenko	2nd Team
------	---------------	----------

## Rivals.com

### Freshman All-American

2006	Alex Wilson
------	-------------

## Ping! Baseball All-Ping!

### Freshman Team

2008	Eddie Rohan
2009	Tyler Mizenko

## Collegiate Baseball Freshman Pitcher Of The Year

2006	Alex Wilson
------	-------------

## ABCA All-Region

1999	Matt Koziara	2nd Team
1999	Aaron Sundsmo	2nd Team
2004	David Scoggin	1st Team
2004	Jon Wilson	1st Team
2004	Daniel Carte	2nd Team

2005	Daniel Carte	1st Team
2005	Kevin Slowey	1st Team
2006	Chris Carrara	1st Team
2006	Jacob Dempsey	1st Team
2006	Alex Wilson	2nd Team
2014	TJ Olesczuk	2nd Team

## NCAA All-Regional

### Tournament Team

1995	Bryan Link	East
1995	Jeremy Keller	East
1995	Joe Colameco	East
2001	Ben Thurmond	Wilson
2005	Kevin Slowey	Knoxville
2006	Heath Rollins	Chapel Hill
2006	Chris Carrara	Chapel Hill

## Collegiate Baseball

### National Player Of The Week

Kevin Slowey	Apr. 14, 2003
Jon Wilson	May 3, 2004
Tommy Lentz	May 7, 2007

## NCBWA National

### Player/Pitcher Of The Week

Keith Pawlish	Feb. 26, 2001
Jacob Dempsey	May 11, 2006
Riley Huge	Mar. 5, 2024

# NATIONAL AWARDS & RECOGNITION

## Perfect Game National Player/Pitcher of The Week

Riley Huge March 5, 2024

## CollegeBaseballInsider.com Southeast Region Player Of The Week

Mike Honce May 18, 2005  
Jacob Dempsey May 11, 2006

## CollegeBaseballInsider.com Southeast Region Pitcher Of The Week

Robert Lake Feb. 24, 2010  
Matteo D'Angelo May 5, 2010

## College Baseball Foundation National Honors Team

2005 Kevin Slowey  
2006 Heath Rollins

## ABCA Rawlings

### Gold Glove Award

2007 Tommy Lentz

## USA Baseball National Team

2001 Ben Thurmond  
2015 Matt Crohan

## Dick Howser Trophy Watch List

2005 Daniel Carte (Semifinalist)

## USA Baseball Golden Spikes Award Watch List

2005 Daniel Carte

## Johnny Bench Away Watch List

2009 John Murrian  
2015 Roger Gonzalez  
2016 Roger Gonzalez  
2017 Babe Thomas

## Roger Clemens Award Watch List

2005 Jon Wilson  
2006 Heath Rollins  
2006 Alex Wilson  
2007 Alex Wilson

## NCBWA Stopper Of The Year Watch List

2005 Jon Wilson  
2007 Jonathan Settle  
2009 Tyler Mizenko  
2010 Tyler Mizenko  
2017 Zach Cook  
2020 Colten Rendon  
2021 Colten Rendon  
2024 Parker Whittle

2025 Harrison Wilson

## Brooks Wallace Award Watch List

2005 Daniel Carte  
2005 Kevin Slowey  
2006 Heath Rollins  
2007 Alex Wilson  
2010 Matt Pierpont

## CollegeBaseballInsider.com Southeast Region Team Of The Week

May 17, 2011

## Academic All-American

1984 Phil Blankstein  
1984 Chris Kahler

## CoSIDA Academic All-American

1995 Bryan Link 1st Team

## CoSIDA Academic All-District

2004 Jeff Reeves 1st Team  
2006 Tommy Lentz 2nd Team  
2024 Nate Chronis  
2024 Brady Houston  
2024 Parker Whittle

## NCAA Postgraduate Scholarship Recipient

2004 Jeff Reeves

## NCAA National Pitcher of the Week

Riley Huge Mar. 6, 2024

# Game Records

## INDIVIDUAL BATTING – GAME

### Most At-Bats/9 Inn.

- 8 – Ricky Teel vs. Gardner-Webb – 5/26/23
- 7 – Jeremy Keller vs. UNC Asheville – 4/9/95
- 7 – Joe Colameco vs. UNC Asheville – 4/9/95
- 7 – Johnny Poss vs. Auburn – 2/21/96
- 7 – Kyle Roberson vs. Hawaii – 3/15/05
- 7 – Chris Carrara vs. North Carolina A&T – 4/24/07
- 7 – Bryn Henderson vs. Charleston Southern – 4/19/08
- 7 – Kevin Nolan vs. Charleston Southern – 4/19/08
- 7 – Eddie Tisdale vs. Charleston Southern – 4/19/08
- 7 -- Brad Kaczka vs. Kent State – 2/22/14
- 7 -- TJ Oleszczuk vs. three opponents in 2014
- 7 -- Leighton Daniels vs. Western Carolina – 4/15/14

### Most Hits/9 Inn.

- 5 – Todd Friedman vs. Charleston Southern – 4/17/02  
vs. Appalachian State – 4/19/02
- 5 – Bryn Henderson vs. Radford – 5/22/09
- 5 – Patrick Gamblin vs. Presbyterian – 5/1/10
- 5 – Sean Sullivan vs. UNC Asheville – 4/17/10
- 5 – Cam Walters vs. High Point – 4/3/11
- 5 – Craig Rogers vs. South Carolina State – 4/14/94
- 5 – Tony Costantino vs. Coastal Carolina – 4/22/95
- 5 – Daniel Carte vs. Wagner – 2/21/03
- 5 – Tommy Lentz vs. Charleston Southern – 4/22/07
- 5 – Eddie Tisdale vs. Charleston Southern – 4/19/08
- 5 -- TJ Oleszczuk vs. USC Upstate -- 2/25/14

### Most Runs Scored

- 5 – Bryn Henderson vs. Radford – 5/22/09
- 5 – Don Skorup vs. Furman – 4/21/80
- 5 – Scott Goins vs. Augusta – 4/8/87
- 5 – Matt Matkovich vs. Wagner – 2/21/03
- 5 – Kyle Roberson vs. Wagner – 2/21/03
- 5 – Tommy Lentz vs. Troy – 4/30/05  
vs. North Carolina A&T – 4/24/07

### Most Singles

- 5 – Danny Poole vs. Charlotte – 4/9/82  
vs. Allen – 4/11/82
- 5 – Eddie Tisdale vs. Charleston Southern – 4/19/08

### Most Doubles

- 3 – Todd Friedman vs. Appalachian State – 4/19/02
- 3 – Sean Sullivan vs. UNC Asheville – 4/17/10

- 3 – Patrick Gamblin vs. Radford – 4/15/11
- 3 – Garret Zohner vs. UNC Asheville – 4/9/95
- 3 – Rick Kobsik vs. Hawaii-Hilo – 3/4/96
- 3 – John Coble vs. UMBC – 4/26/97
- 3 – Daniel Carte vs. Wagner – 2/21/03
- 3 – Eddie Tisdale vs. North Carolina – 2/28/08

### Most Triples

- 3 – Brad Kaczka vs. The Citadel – 3/24/15

### Most Home Runs

- 3 – Scott Goins vs. Tennessee – 5/7/87
- 3 – Ryan Scott vs. Gardner-Webb – 4/13/89
- 3 – Joe Colameco vs. UMBC – 4/11/98

### Most Total Bases

- 13 – John Menken vs. Furman – 4/6/15

### Most Runs Batted In

- 9 – Jeff Cisar vs. Hawaii-Hilo – 3/4/96

### Most Stolen Bases

- 4 – Steve Kirby vs. Gardner-Webb – 2/26/83
- 4 – Stan Loyd vs. Gardner-Webb – 2/26/83
- 4 – Jeff Dodig vs. Tusculum – 3/3/86  
vs. West Virginia State – 3/23/86  
vs. Benedict – 4/15/86
- 4 – Chris Carrara vs. High Point – 5/13/06  
vs. Temple – 3/2/07

### Most Walks

- 5 – Joe Gober vs. West Virginia State – 3/19/82
- 5 – Baron Frith vs. Wofford – 4/23/90

## TEAM BATTING – GAME

### Most At-Bats

- 64 vs. UNC Asheville – 4/9/00

### Most Runs

- 32 vs. Allen – 4/3/85

### Most Hits

- 27 vs. UNC Asheville – 4/9/95  
vs. Marist – 2/21/10

### Most Singles

- 20 vs. Augusta – 3/23/90  
vs. Radford – 5/22/09

### Most Doubles

- 10 vs. Hawaii-Hilo – 3/4/96

### Most Triples

- 5 vs. Shepherd – 3/15/81

### Most Home Runs

- 8 vs. Tennessee – 5/7/87

### Most Total Bases

- 47 vs. Augusta – 4/8/87  
vs. Tennessee – 5/7/87

### Most Runs Batted In

- 32 vs. Allen – 4/3/85

### Most Walks

- 19 vs. Cleveland State – 3/5/95

### Most Times Hit By Pitch

- 7 vs. Davidson – 4/16/24

### Most Strikeouts

- 19 vs. Auburn – 2/26/97

### Most Stolen Bases

- 13 vs. Benedict – 4/15/86

### Most Sacrifices

- 7 vs. Davis and Elkins – 4/7/80  
vs. High Point – 5/6/07

### Most Left On Base

- 18 vs. Cleveland State – 3/5/95

## INDIVIDUAL PITCHING – GAME

### Most Strikeouts

- 20 – Riley Huge vs. Maine – 3/2/24

### No-Hitters

- 1 – Mark Beeson vs. Gardner-Webb – 2/26/93
- 1 – Mike Condon vs. Cleveland State – 3/5/95
- 1 – Keith Pawlish vs. Eastern Kentucky – 2/23/01

## INDIVIDUAL FIELDING – GAME

### Most Assists

- 10 – Art Inabinet vs. Campbell – 4/11/86

### Most Errors

- 4 – Stan Loyd vs. Clemson – 2/24/84
- 4 – Don Skorup vs. Coastal Carolina – 4/19/80
- 4 – Jake Sullivan - Gardner-Webb – 4/7/18

## TEAM FIELDING – GAME

### Most Putouts

- 53 vs. UNC Asheville – 4/9/00

### Most Assists

- 22 vs. Kent State -- 2/22/14

### Most Errors

- 9 vs. Radford – 4/18/93

### Most Double Plays

- 5 vs. Grand Canyon – 6/8/81
- 5 vs. Coastal Carolina – 4/13/13

# Single Season Individual Records

## HITTING

### Highest Batting Avg. (min. 90 AB)

1. .505 – Scott Goins (88-171) – 1987
2. .445 – Jeff Dodig (65-146) – 1986
3. .413 – Scott Goins (50-121) – 1985
4. .412 – Danny Poole (54-131) – 1982
4. .412 – Jeff Dodig (82-199) – 1985
6. .411 – Drew Hummel (58-141) – 1987
7. .403 – Jacob Dempsey (100-248) – 2006
7. .403 – Jimmy Malseed (58-144) – 1987
9. .401 – Eddie Eargle (55-137) – 1982
10. .398 – Brian Brangi (80-201) – 1981

### Highest Slugging Pct. (min. 90 AB)

1. .836 – Scott Goins (171 AB) – 1987
2. .758 – Art Inabinet (132 AB) – 1988
3. .738 – Jacob Dempsey (248 AB) – 2006
3. .738 – Drew Hummel (141 AB) – 1987
5. .715 – Jimmy Malseed (144 AB) – 1987
6. .706 – Jeremy Keller (197 AB) – 1996
7. .685 – Jeff Dodig (146 AB) – 1986
8. .672 – Eddie Eargle (137 AB) – 1982
9. .670 – Jimmy Malseed (91 AB) – 1984
10. .659 – Rick Kobsik (205 AB) – 1998

### Highest On-Base Pct. (min. 90 AB)

1. .554 – Scott Goins (171 AB) – 1987
2. .538 – Jeff Dodig (146 AB) – 1986
3. .517 – Charlie Evans (145 AB) – 2024
4. .516 – Brian Brangi (201 AB) – 1981
5. .502 – Matt Matkovich (191 AB) – 2003
6. .496 – Jeremy Keller (197 AB) – 1996
7. .495 – Jimmy Malseed (144 AB) – 1987
8. .494 – Drew Hummel (141 AB) – 1987
9. .493 – Scott Goins (121 AB) – 1985
10. .492 – Jimmy Malseed (91 AB) – 1984
10. .492 – Jacob Dempsey (248 AB) – 2006

### Highest Stolen Base Pct. (min. 15 att.)

1. 1.000 – Russell Gaddy (15-15) – 1981
2. .975 – Steve Kirby (39-40) – 1983
3. .970 – Stan Loyd (32-33) – 1983
4. .960 – Steve Davis (24-25) – 1981
5. .955 – Russell Gaddy (21-22) – 1982
6. .950 – Brian Brangi (19-20) – 1980
7. .944 – Ron Knox (17-18) – 1994
8. .941 – Jimmy Malseed (16-17) – 1986
9. .917 – Jeff Dodig (44-48) – 1986
10. .909 – Jeff Lester (20-22) – 1985

### Most Games Played

1. 66 – Daniel Carte – 2005
1. 66 – Heath Rollins – 2005
1. 66 – Chris Carrara – 2005

1. 66 – Matt Repec – 2005
1. 66 – Alan Robbins – 2005
6. 65 – Todd Leathers – 2001
6. 65 – Kyle Roberson – 2005
6. 65 – Josh Ury – 2001
9. 64 – Jacob Dempsey – 2006
9. 64 – Chris Carrara – 2006
9. 64 – Matt Repec – 2006
9. 64 – Stas Swerdzewski – 2001
9. 64 – Alan Robbins – 2006
9. 64 – Jason Colson – 2001

### Most Games Started

1. 66 – Daniel Carte – 2005
1. 66 – Matt Repec – 2005
1. 66 – Alan Robbins – 2005
1. 66 – Heath Rollins – 2005
5. 65 – Todd Leathers – 2001
5. 65 – Chris Carrara – 2005
5. 65 – Kyle Roberson – 2005
8. 64 – Alan Robbins – 2006
8. 64 – Chris Carrara – 2006
8. 64 – Matt Repec – 2006
8. 64 – Jason Colson – 2001
8. 64 – Jacob Dempsey – 2006
8. 64 – Josh Ury – 2001
8. 64 – Stas Swerdzewski – 2001

### Most At-Bats

1. 270 – Daniel Carte – 2005
2. 269 – Chris Carrara – 2006
3. 267 – Todd Leathers – 2001
4. 260 – Kyle Roberson – 2005
5. 257 – Josh Ury – 2001
5. 257 – Chris Carrara – 2005
7. 255 – Matt Repec – 2006
8. 249 – Heath Rollins – 2005
9. 248 – Jacob Dempsey – 2006
9. 248 – Kevin Nolan – 2008

### Most Runs Scored

1. 73 – Chris Carrara – 2006
2. 72 – Chris Carrara – 2005
2. 72 – Jimmy Malseed – 1985
4. 71 – Jacob Dempsey – 2006
4. 71 – Scott Goins – 1987
6. 69 – Todd Leathers – 2001
7. 66 – Brian Brangi – 1981
8. 65 – Jeff Dodig – 1985
9. 64 – Tony Costantino – 1997
9. 64 – Heath Rollins – 2006

### Most Hits

1. 100 – Jacob Dempsey – 2006

2. 98 – Chris Carrara – 2006
3. 96 – Todd Leathers – 2001
4. 95 – Eddie Tisdale – 2009
5. 93 – Daniel Carte – 2005
6. 88 – Scott Goins – 1987
6. 88 – Tommy Lentz – 2006
8. 87 – Kevin Nolan – 2009
8. 87 – Matt Repec – 2006
10. 85 – Tony Costantino – 1995
10. 85 – Heath Rollins – 2005

### Most Doubles

1. 28 – Jacob Dempsey – 2006
1. 28 – Todd Leathers – 2001
3. 25 – Todd Leathers – 2000
4. 22 – Jacob Dempsey – 2004
5. 21 – Matt Repec – 2006
5. 21 – Bryn Henderson – 2009
5. 21 – Josh Ury – 2001
5. 21 – Scott Goins – 1987
5. 21 – Jeff Cisar – 1995
5. 21 – Tom Derwin – 1996
5. 21 -- Anthony Paulsen -- 2015

### Most Triples

1. 9 – Steve Kirby – 1982
2. 7 – Tommy Nagel – 1980
3. 6 – Tommy Nagel – 1981
3. 6 – Ken Woody – 1988
5. 5 – Jeff Cisar – 1994
5. 5 – Steve Kirby – 1983
5. 5 – Morrall Clyburn – 1990
5. 5 – Chris Carrara – 2006
5. 5 – Heath Rollins – 2006
5. 5 – Dave Hanoka – 1988
5. 5 – Brad Kaczka -- 2015

### Most Home Runs

1. 19 – Daniel Carte – 2005
2. 18 – Rick Kobsik – 1998
3. 17 – Bennett Stapf – 2002
3. 17 – Jacob Dempsey – 2006
5. 15 – Jason Colson – 1999
5. 15 – Jeff Cisar – 1997
5. 15 – Eddie Rohan – 2010
5. 15 – Jason Colson – 2000
9. 14 – Eddie Rohan – 2009
9. 14 – Chas Crane – 2010
9. 14 – Jeremy Keller – 1996

### Most Runs Batted In

1. 78 – Jacob Dempsey – 2006
2. 74 – Daniel Carte – 2005
3. 67 – Matt Repec – 2006

4. 66 – Rick Kobsik – 1998
5. 65 – David Scoggin – 2003
6. 64 – Todd Leathers – 2001
7. 63 – Jason Colson – 2001
8. 61 – Jeff Cisar – 1997
9. 60 – Hunter Lipscomb – 2017
9. 60 – Stas Swerdzewski – 2001

### Most Total Bases

1. 183 – Jacob Dempsey – 2006
2. 172 – Daniel Carte – 2005
3. 166 – Todd Leathers – 2001
4. 146 – Jason Colson – 2000
5. 143 – Scott Goins – 1987
6. 142 – Jason Colson – 1999
6. 142 – Chris Carrara – 2006
8. 139 – Eddie Rohan – 2009
8. 139 – Jeremy Keller – 1996
8. 139 – Jeff Cisar – 1997

### Most Walks

1. 52 – Jordan Webb – 1999
2. 51 – Jay Ostermeyer – 1993
3. 50 – Chris Carrara – 2005
4. 49 – Tom Derwin – 1995
4. 49 – Jacob Dempsey – 2006
6. 47 – Tony Costantino – 1996
7. 46 – Brian Brangi – 1981
8. 44 – Tony Costantino – 1995
8. 44 – Chas Crane – 2011
- 10.42 – Jay Ostermeyer – 1992

### Most Times Hit By Pitch

1. 18 – Chris Carrara – 2007
2. 17 – Bennett Stapf – 2001
3. 14 – Daniel Carte – 2003
4. 13 – Tyler Cook – 2011
4. 13 – Eddie Rohan – 2010
4. 13 – Babe Thomas -- 2014
4. 13 – John Menken -- 2015
4. 13 – Nicholas Badillo – 2024
9. 12 – Bennett Stapf – 2002
9. 12 – Eddie Rohan – 2011
9. 12 – Patrick Gamblin – 2012
9. 12 – Eddie Rohan – 2009
9. 12 – Nate Chronis – 2024

### Most Times Struck Out

1. 71 – Kyle Roberson – 2005
2. 62 – Babe Thomas -- 2014
3. 61 – Babe Thomas -- 2015
3. 61 – Ramses Cordova – 2023
4. 60 – Daniel Carte – 2005
4. 60 – Craig Plappert – 1998

4. 60 – Leighton Daniels - 2014
7. 59 – Bennett Stapf – 2003
8. 58 – Jordan Webb – 2000
9. 58 – Conrad Funk – 2000
10. 56 – Rick Kobsik – 1997

### Most Stolen Bases

1. 44 – Jeff Dodig (44-48) – 1986
2. 39 – Steve Kirby (39-40) – 1983
3. 33 -- Tony Costantino (33-40) -- 1997
5. 32 -- Stan Loyd (32-33) -- 1983
6. 31 -- Tony Costantino (31-37) -- 1996
7. 30 -- Joe Colameco (30-34) -- 1998
8. 29 -- Heath Rollins (29-34) -- 2005
8. 29 -- Chris Carrara (29-33) -- 2007
9. 28 -- Chris Carrara (28-36) -- 2005

### Most Stolen Base Attempts

1. 48 – Jeff Dodig (44-48) – 1986
2. 40 – Steve Kirby (39-40) – 1983
2. 40 – Tony Costantino (33-40) – 1997
4. 39 – Chris Carrara (33-39) – 2006
5. 37 – Tony Costantino (31-37) – 1996
6. 36 – Chris Carrara (28-36) – 2005
7. 34 – Joe Colameco (30-34) – 1998
7. 34 – Heath Rollins (29-34) – 2005
9. 33 – Tony Costantino (26-33) – 1994
9. 33 – Brian Brangi (16-33) – 1981
9. 33 – Chris Carrara (29-33) – 2007
9. 33 – Stan Loyd (32-33) – 1983

### Most Times Caught Stealing

1. 17 – Brian Brangi (16-33) – 1981
2. 15 – Jeff Cisar (9-24) – 1996
3. 8 – Todd Friedman (2-10) – 1999
3. 8 – Chris Carrara (28-36) – 2005
3. 8 - Grant English (22-31) - 2019
3. 8 - Adam Gliebe (3-11) - 2010
7. 7 - Tyler Asbill (14-21) - 2015
7. 7 - Hunter Lipscomb (4-11) - 2017
7. 7 - John Menken (9-16) - 2014
7. 7 -- Tony Costantino (26-33) -- 1994
7. 7 -- Tony Costantino (33-40) -- 1997

## PITCHING

### Lowest Earned Run Avg. (min. 35 IP)

1. 0.43 – Eric Ruth (41.2 IP) 2013
2. 1.19 – Buddy Thompson (68.0 IP) – 1980
3. 1.37 – Mark Richards (39.1 IP) – 1996
4. 1.52 – Mike Elliott (71.0 IP) – 1981
5. 1.56 – Ricky Burkett (57.2 IP) – 1983
6. 1.68 – Bob Steer (112.1 IP) – 1980

1. 1.74 – Bryan Link (134.1 IP) – 1995
- 1.86 – Aaron Sundsmo (48.1 IP) – 1997
- 1.88 – Jon Wilson (67.0 IP) – 2004
- 2.05 – Cam Frostick (44.0 IP) – 1982

**Lowest Opp. Batting Avg. (min. 35 IP)**

1. .174 – Eric Ruth (41.2 IP) – 2013
- .188 – Kevin Slowey (136.1 IP) – 2005
- .192 – Nate Pawelczyk (76.2 IP) – 2017
- .202 – Jon Wilson (67.0 IP) – 2004
- .204 – Tad Powers (60.0 IP) – 1986
- .207 – Alex Wilson (111.1 IP) – 2007
- .207 – Brody Hopkins (54.0 IP) – 2023
- .212 – Colten Rendon (35.1 IP) – 2019
- .220 – Matt Crohan (76.2 IP) – 2015
- .220 – Riley Huges (66.2 IP) – 2024
- .224 – Robbie Hammond (66.1 IP) 1990
- .224 – Eric Wroldsen (35.2 IP) – 1989

**Fewest Walks Allowed/9 Inn. Game (min. 35 IP)**

1. 0.31 – Josh Bookbinder (57.2 IP) – 2023
- 0.57 – Sam Kmiec (78.1 IP) – 2013
- 0.72 – J. Strain (37.2 IP) – 2015
- 0.75 – Kevin Slowey (119.2 IP) – 2004
- 0.86 – Kevin Slowey (136.1 IP) – 2005
- 0.99 – Matt Lewton (54.1 IP) – 1989
- 1.02 – Willie Lumpkin (44.0 IP) – 2021
- 1.05 – Colten Rendon (86.0 IP) – 2017
- 1.16 – Matteo D'Angelo (77.1 IP) – 2011
- 1.20 – Bob Steer (112.1 IP) – 1980

**Most Strikeouts/9 Inn. Game (min. 35 IP)**

1. 15.00 – Riley Huges (66.2 IP) – 2024
- 11.88 – Eric Ruth (41.2 IP) – 2013
- 11.73 – Alex Logusch (58.1 IP) – 2023
- 11.48 – Jon Wilson (53.1 IP) – 2005
- 11.00 – Brody Hopkins (54.0 IP) – 2023
- 10.74 – Ricky Burkett (58.2 IP) – 1984
- 10.61 – Ricky Burkett (57.2 IP) – 1983
- 10.61 – Jon Wilson (67.0 IP) – 2004
- 10.57 – Mike Elliott (55.1 IP) – 1982
- 10.54 – Jeff Reeves (41.0 IP) – 2001

**Most Wins**

1. 14 – Kevin Slowey (14-2) – 2005
- 14 – Ben Thurmond (14-3) – 2001
- 13 – Alex Wilson (13-3) – 2006
- 13 – Heath Rollins (13-4) – 2006
- 12 – Jeremy Herauf (12-2) – 2001
- 12 – Jeremy Plexico (12-3) – 2003
- 12 – Bryan Link (12-3) – 1995
- 12 – Matt Koziara (12-2) – 1999
- 11 – Bob Steer (11-2) – 1980
- 11 – Heath Rollins (11-6) – 2005
- 11 – David Steffler (11-3) – 1998
- 11 – Carl Dale (11-4) – 1994
- 11 – Jon Wilson (11-0) – 2004

**Most Losses**

1. 9 – Hamilton Bennett (1-9) – 2008
- 8 – Robbie Hammond (1-8) – 1992
- 8 – Matt Pierpont (4-8) – 2012
- 8 – Jeremy Herauf (3-8) – 2000
- 8 – Matteo D'Angelo (4-8) – 2011
- 8 – Reese Lumpkin (2-8) – 2024
- 7 – Carl Dale (5-7) – 1993
- 7 – Preston Johnson (2-7) – 2012
- 7 – Keith Pawlish (4-7) – 2000
- 7 – Ryan Schwartz (6-7) – 2008
- 7 – Tyler Klietsch (3-7) – 2012
- 7 -- Sam Kmiec (6-7) -- 2016

**Most Saves**

1. 14 – Tyler Mizenko – 2009
- 11 – Aaron Sundsmo – 1999
- 9 – Jonathan Settle – 2006
- 9 – Eric Ruth – 2013
- 9 – Joey Strain – 2015
- 9 – Zach Cook – 2016
- 9 – Dalton Whitaker – 2017
- 9 – Colten Rendon – 2019
- 8 – Jeff Myers – 1994
- 8 – Mark Richards – 1996

**Most Appearances**

1. 35 – Aaron Sundsmo – 1999
- 34 – Jon Wilson – 2005
- 34 – Jon Wilson – 2004
- 33 – Ryan Mullins – 2007
- 33 – Greg Hough – 2010
- 32 – Travis Shelley – 2015
- 31 – Josh Rush – 1998
- 31 – Ryan Chenard – 2000
- 30 – Jeff Myers – 1992
- 30 – Jeff Myers – 1993
- 30 – Tyler Mizenko – 2009
- 30 – Zach Cook – 2016

**Most Games Started**

1. 19 – Alex Wilson – 2006
- 18 – Ben Thurmond – 2001
- 17 – Kevin Slowey – 2005
- 17 – David Setffler – 1998
- 17 – Heath Rollins – 2005
- 17 – Heath Rollins – 2006
- 17 – Bryan Link – 1995
- 17 – Jeremy Herauf – 2001
- 16 – Jeremy Plexico – 2003
- 16 – Jeremy Herauf – 2000
- 16 – Alex Wilson – 2007
- 16 – Jeff Santa – 1997
- 16 – Bob Steer – 1981
- 16 – Jason Franzblau – 2007
- 16 – Matt Koziara – 1999
- 16 – David Steffler – 1999
- 16 – Matt Koziara – 1998

**Most Complete Games**

1. 12 – Ben Thurmond – 2001
- 10 – Bryan Link – 1995
- 9 – Mike Condon – 1995
- 9 – Bob Steer – 1980
- 9 – Carl Dale – 1994
- 8 – Erik Violette – 1991
- 7 – Marc Adkisson – 1992
- 7 – Bryan Link – 1994
- 7 – Kevin Slowey – 2005
- 7 – David Steffler – 1998

**Most Games Finished**

1. 31 – Jon Wilson – 2005
- 26 – Tyler Mizenko – 2009
- 23 – Jonathan Settle – 2006
- 23 – Josh McDonald – 2008
- 23 – Eric Ruth – 2013
- 23 – Zach Cook – 2016
- 21 – Joey Strain – 2015
- 21 – Dalton Whitaker – 2017
- 20 – Jon Wilson – 2004
- 20 – Parker Kruglewicz – 2024
- 18 – Jonathan Settle – 2007

**Most Innings Pitched**

1. 150.0 – Ben Thurmond – 2001
- 138.0 – Alex Wilson – 2006
- 136.1 – Kevin Slowey – 2005
- 134.1 – Bryan Link – 1995
- 130.1 – Jeremy Herauf – 2001
- 129.2 – Heath Rollins – 2005
- 125.1 – Bob Steer – 1981
- 124.2 – Matt Koziara – 1999
- 123.0 – Heath Rollins – 2006
- 119.2 – Kevin Slowey – 2004

**Most Hits Allowed**

1. 142 – Bob Steer – 1981
- 134 – David Steffler – 1999
- 132 – Ben Thurmond – 2001
- 127 – Alex Wilson – 2006
- 126 – Jeremy Plexico – 2002
- 121 – Jeremy Herauf – 2001
- 120 – Kevin Slowey – 2004
- 112 – Heath Rollins – 2005
- 112 – Sam Kmiec – 2016
- 111 – Robert Lake – 2011

**Most Runs Allowed**

1. 75 – David Steffler – 1999
- 73 – Robbie Hammond – 1992
- 71 – Hamilton Bennett – 2008
- 68 – Bob Steer – 1981
- 68 – Heath Rollins – 2006
- 66 – Carl Dale – 1993
- 66 – Terry Krossschell – 1999
- 66 – Carl Dale – 1992
- 65 – Robert Lake – 2010

9. 65 – Jeremy Plexico – 2002

**Most Earned Runs Allowed**

1. 61 – Robbie Hammond – 1992
- 60 – David Steffler – 1999
- 58 – Alex Wilson – 2006
- 57 – Hamilton Bennett – 2008
- 57 – Robert Lake – 2009
- 53 – Jeremy Herauf – 2001
- 53 – Jeremy Plexico – 2002
- 53 – Robert Lake – 2010
- 52 – Matt Pierpont – 2012
- 52 – Bob Steer – 1981
- 52 – Keith Pawlish – 2000

**Most Walks Allowed**

1. 62 – Terry Krossschell – 1999
- 57 – Robbie Hammond – 1992
- 52 – Carl Dale – 1994
- 50 – Terry Krossschell – 1998
- 50 – Alex Wilson – 2006
- 48 – Matt Koziara – 1999
- 48 – Eric Wroldsen – 1991
- 47 – Carl Dale – 1993
- 46 – Heath Rollins – 2006
- 46 – Chris Carter – 2002

**Most Strikeouts**

1. 148 – Ben Thurmond – 2001
- 143 – Heath Rollins – 2006
- 143 – Alex Wilson – 2006
- 135 – Bryan Link – 1995
- 134 – Kevin Slowey – 2005
- 120 – Jeremy Herauf – 2001
- 114 – Heath Rollins – 2005
- 111 – Riley Huges – 2024
- 106 – Jeremy Plexico – 2003
- 104 – Kevin Slowey – 2004

**Most Doubles Allowed**

1. 30 – Jeremy Plexico – 2002
- 30 – Ben Thurmond – 2001
- 28 – Kevin Slowey – 2004
- 26 – Matteo D'Angelo – 2009
- 25 – Jeff Myers – 1992
- 25 – Kevin Slowey – 2003
- 25 – Alex Wilson – 2006
- 25 – David Steffler – 1999
- 24 – Carl Dale – 1992
- 24 – Heath Rollins – 2005

**Most Triples Allowed**

1. 8 – Bob Steer – 1981
- 6 – Mike Condon – 1995
- 6 – Bryan Link – 1994
- 6 – Buddy Thompson – 1981
- 5 – Jeremy Plexico – 2002
- 5 – Jeff Reeves – 2000
- 5 – Jeff Myers – 1994

5. 5 – Josh McDonald – 2007
- 5 – Alex Wilson – 2007
- 5 – Carl Dale – 1992
- 5 – Wade Newman – 2009
- 5 – Sam Kmiec – 2015

**Most Home Runs Allowed**

1. 14 – David Steffler – 1999
- 13 – Jeremy Herauf – 2001
- 13 – Ryan Lambert – 1996
- 12 – Matteo D'Angelo – 2010
- 12 – Kevin Slowey – 2003
- 12 – Sam Kmiec – 2016
- 11 – Jeff Santa – 1997
- 10 – Greg Utz – 1985
- 10 – Tad Powers – 1986
- 10 – Brad Richardson – 1990
- 10 – Brent Brady – 1991
- 10 – Darryl Craig – 1998
- 10 – Jeremy Plexico – 2003
- 10 – Hamilton Bennett – 2008
- 10 – Robert Lake – 2010
- 10 – Reece Green – 2017
- 10 – Thad Harris – 2019

**Most Batters Faced**

1. 589 – Alex Wilson – 2006
- 542 – Bob Steer – 1981
- 541 – Heath Rollins – 2005
- 540 – Heath Rollins – 2006
- 509 – Kevin Slowey – 2005
- 486 – Kevin Slowey – 2004
- 460 – Jason Franzblau – 2007
- 459 – Jeff Santa – 1996
- 454 – Alex Wilson – 2007
- 443 – Bob Steer – 1980

**Most Wild Pitches**

1. 18 – Terry Krossschell – 1999
- 17 – Alex Logusch – 2023
- 16 – Heath Rollins – 2006
- 16 – Robbie Hammond – 1992
- 15 – Riley Huges – 2024
- 14 – Mike Honce – 2003
- 14 – Zach Peek – 2018
- 14 – Brody Hopkins – 2023
- 13 – Carl Dale – 1993
- 13 – Dyson Johnson – 2023
- 12 – Matt Pierpont – 2012
- 12 – Zach Peek – 2019
- 12 – Tyler Jones – 2021

**FIELDING****Highest Fielding Pct. (min. 250 chances)**

1. .998 – Jeremy Keller (413-31-1) – 1996
- .997 – Eddie Eargle (327-17-1) – 1982
- .997 – Carey Killian (289-16-1) – 1989
- .996 – Clay Altman (259-17-1) – 2013
- .996 – Eddie Rohan (248-21-1) – 2011

# Career Individual Records

- .995 – Matt Lobacz (361-28-2) – 2011
- .994 – Jeff Cisco (292-32-2) – 1984
- .993 – Steve Scalameiro (266-6-2) 1988
- .993 – Eddie Tisdale (515-21-4) – 2008
- .992 – Matt Lobacz (460-28-4) – 2012
- .991 – Eddie Tisdale (516-31-5) – 2009

**Most Chances**

- 568 – Josh Ury – 2000
- 567 – Alan Robbins – 2005
- 561 – Jeremy Keller – 1995
- 552 – Eddie Tisdale – 2009
- 540 – Eddie Tisdale – 2008
- 536 – Rick Kobsik – 1998
- 530 – Carey Killian – 1990
- 522 – Eddie Eargle – 1981
- 516 – Stas Swerdzewski – 2001
- 509 – Rick Kobsik – 1997

**Most Putouts**

- 527 – Jeremy Keller – 1995
- 521 – Josh Ury – 2000
- 516 – Eddie Tisdale – 2009
- 515 – Eddie Tisdale – 2008
- 508 – Carey Killian – 1990
- 502 – Rick Kobsik – 1998
- 499 – Alan Robbins – 2005
- 491 – Eddie Eargle – 1981
- 481 – Rick Kobsik – 1997
- 478 – Stas Swerdzewski – 2001

**Most Assists**

- 195 – Jordan Webb – 1999
- 191 – Jordan Webb – 2000
- 187 – Jason Tarasuik – 1999
- 184 – Chris Carrara – 2006
- 182 – Chris Carrara – 2005
- 181 – Dave Patterson – 1985
- 177 – Adam Gliebe – 2011
- 176 – Kevin Nolan – 2009
- 172 – Matt Repec – 2005
- 165 – Chris Carrara – 2007

**Most Errors**

- 30 – Jordan Webb – 2000
- 22 – Travis Hollingsworth – 1995
- 22 – Jeff Cisar – 1995
- 22 – Ron Schick – 1990
- 21 – Jeff Cisar – 1994
- 21 – Robert Tucker – 1987
- 21 – Kyle Edwards – 2013
- 21 – Mitch Spires – 2017

**HITTING**

**Highest Batting Avg. (min. 200 AB)**

- .428 – Scott Goins (191-446) – 1985-87
- .413 – Jeff Dodig (207-501) – 1985-87
- .386 – Tommy Nagel (124-321) – 1980-81
- .385 – Drew Hummel (112-291) – 1986-87
- .379 – Jimmy Malseed (223-588) – 1984-87
- .374 – Brian Brangi (128-342) – 1980-81
- .360 – Greg Hamm (153-425) – 1983-86
- .356 – Jacob Dempsey (291-817) – 2003-06
- .355 – Art Inabinet (204-575) – 1985-88
- .351 – Eddie Tisdale (242-689) – 2006-09

**Highest Slugging Pct. (min. 200 AB)**

- .653 – Jimmy Malseed (588 AB) – 1984-87
- .653 – Drew Hummel (291 AB) – 1986-87
- .632 – Scott Goins (446 AB) – 1985-87
- .628 – Jacob Dempsey (817 AB) – 2003-06
- .625 – Jeff Dodig (501 AB) – 1985-87
- .604 – Daniel Carte (715 AB) – 2003-05
- .598 – Tommy Nagel (321 AB) – 1980-81
- .571 – Jeremy Keller (694 AB) – 1993-96
- .566 – Jason Colson (914 AB) – 1998-01
- .565 – Eddie Rohan (850 AB) – 2008-11

**Highest On-Base Pct. (min. 200 AB)**

- .496 – Scott Goins (446 AB) – 1985-97
- .492 – Brian Brangi (342 AB) – 1980-81
- .489 – Jeff Dodig (501 AB) – 1985-87
- .476 – Tommy Nagel (321 AB) – 1980-81
- .473 – Jimmy Malseed (588 AB) – 1984-87
- .464 – Drew Hummel (291 AB) – 1986-87
- .447 – Scott Swarn (278 AB) – 1983-84
- .446 – Tony Costantino (823 AB) – 1994-97
- .444 – Jacob Dempsey (817 AB) – 2003-06
- .433 – Heath Rollins (481 AB) – 2005-06

**Highest Stolen Base Pct. (min. 25 attempts)**

- .979 – Russell Gaddy (46-47) – 1980-82
- .960 – Steve Davis (24-25) – 1981
- .951 – Stan Loyd (39-41) – 1982-83
- .925 – Jimmy Malseed (49-53) – 1984-87
- .921 – Steve Kirby (58-63) – 1980, 82-83
- .902 – Jimmy Huestess (37-41) – 1985-88
- .896 – Scott Goins (43-48) – 1985-87
- .891 – Jeff Dodig (82-92) – 1985-87
- .871 – Ron Knox (27-31) – 1992-94
- .866 – Charlie Evans (26-30) – 2022-24

**Most Games Played**

- 287 -- Babe Thomas -- 2011-12, 14-17
- 247 – Jason Colson – 1998-01
- 247 – Matt Repec – 2003-06
- 242 – Chris Carrara – 2004-07
- 242 – Tommy Lentz – 2004-07
- 232 – Todd Leathers – 1999-02
- 231 – Jacob Dempsey – 2003-06
- 229 – Josh Ury – 1998-01
- 227 – Jordan Webb – 1998-01

- 227 – Jeff Cisar – 1994-97

**Most Games Started**

- 269 – Babe Thomas – 2011-12, 14-17
- 247 – Matt Repec – 2003-06
- 243 – Jason Colson – 1998-01
- 236 – Chris Carrara – 2004-07
- 234 – Tommy Lentz – 2004-07
- 227 – Todd Leathers – 1999-02
- 222 – Eddie Rohan – 2008-11
- 216 – Jacob Dempsey – 2003-06
- 212 – Kyle Edwards – 2013-2016
- 209 – Josh Ury – 1998-01

**Most At-Bats**

- 963 – Babe Thomas – 2011-12, 14-17
- 945 – Chris Carrara – 2004-07
- 930 – Matt Repec – 2003-06
- 914 – Jason Colson – 1998-01
- 897 – Todd Leathers – 1999-02
- 883 – Tommy Lentz – 2004-07
- 850 – Eddie Rohan – 2008-11
- 847 – Jeff Cisar – 1994-97
- 823 – Tony Costantino – 1994-97
- 817 – Jacob Dempsey – 2003-06

**Most Runs Scored**

- 247 – Chris Carrara – 2004-07
- 234 – Tony Costantino – 1994-97
- 206 – Jimmy Malseed – 1984-87
- 202 – Jacob Dempsey – 2003-06
- 196 – Jason Colson – 1998-01
- 193 – Todd Leathers – 1999-02
- 191 – Joe Colameco – 1995-98
- 190 – Jeff Cisar – 1994-97
- 185 – Tommy Lentz – 2004-07
- 180 – Scott Goins – 1985-87

**Most Hits**

- 310 – Chris Carrara – 2004-07
- 301 – Todd Leathers – 1999-02
- 293 – Matt Repec – 2003-06
- 292 – Jason Colson – 1998-01
- 291 – Jacob Dempsey – 2003-06
- 288 – Tommy Lentz – 2004-07
- 275 – Jeff Cisar – 1994-97
- 274 – Eddie Rohan – 2008-11
- 273 – Tony Costantino – 1994-97
- 265 – Joe Colameco – 1995-98

**Most Doubles**

- 78 – Jacob Dempsey – 2003-06
- 75 – Todd Leathers – 1999-02
- 64 – Tommy Lentz – 2004-07

- 59 – Matt Repec – 2003-06
- 58 – Jason Colson – 1998-01
- 57 – Joe Colameco – 1995-98
- 55 – Eddie Rohan – 2008-11
- 54 – Jeff Cisar – 1994-97
- 51 – Jeremy Keller – 1993-96
- 50 – Daniel Carte – 2003-06

**Most Triples**

- 16 – Steve Kirby – 1980, 82-83
- 13 – Tommy Nagel – 1980-81
- 11 – Jeff Cisar – 1994-97
- 9 – Jeremy Keller – 1993-96
- 9 – Jimmy Malseed – 1984-87
- 9 – Jacob Dempsey – 2003-06
- 9 – Chris Carrara – 2004-07
- 9 – Mitch Spires – 2015-18
- 8 – Heath Rollins – 2005-06
- 8 – Jeff Dodig – 1985-97
- 8 – TJ Olesczuk – 2011-14

**Most Home Runs**

- 53 – Jason Colson – 1998-01
- 47 – Eddie Rohan – 2008-11
- 42 – Daniel Carte – 2003-05
- 42 – Jacob Dempsey – 2003-06
- 38 – Bennett Stapf – 2001-04
- 37 – Todd Leathers – 1999-02
- 34 – Jimmy Malseed – 1984-87
- 33 – Jeremy Keller – 1993-96
- 31 – Joe Colameco – 1995-98
- 31 – Rick Kobsik – 1995-98

**Most Runs Batted In**

- 216 – Jason Colson – 1998-01
- 209 – Jacob Dempsey – 2003-06
- 199 – Matt Repec – 2003-06
- 190 – Todd Leathers – 1999-02
- 183 – Joe Colameco – 1995-98
- 182 – Daniel Carte – 2003-05
- 181 – Jeff Cisar – 1994-97
- 177 – Tommy Lentz – 2004-07
- 173 – Eddie Rohan – 2008-11
- 167 – Bennett Stapf – 2001-04
- 167 – Jeremy Keller – 1993-96

**Most Total Bases**

- 517 – Jason Colson – 1998-01
- 513 – Jacob Dempsey – 2003-06
- 499 – Todd Leathers – 1999-02
- 480 – Eddie Rohan – 2008-11
- 432 – Daniel Carte – 2003-05
- 429 – Jeff Cisar – 1994-97
- 427 – Joe Colameco – 1995-98
- 426 – Matt Repec – 2003-06
- 425 – Tommy Lentz – 2004-07

- 421 – Chris Carrara – 2004-07

**Most Walks**

- 159 – Tony Costantino – 1994-97
- 152 – Babe Thomas – 2011-12, 14-17
- 143 – Chris Carrara – 2004-07
- 133 – Jacob Dempsey – 2003-06
- 127 – Jason Colson – 1998-01
- 121 – Jordan Webb – 1998-01
- 116 – Chas Crane – 2009-12
- 116 – Joe Colameco – 1995-98
- 116 – Jimmy Malseed – 1984-87
- 114 – Jeremy Keller – 1993-96

**Most Times Hit By Pitch**

- 48 – Eddie Rohan – 2008-11
- 44 – Bennett Stapf – 2001-04
- 39 – Chris Carrara – 2004-07
- 31 – Tommy Lentz – 2004-07
- 31 – Daniel Carte – 2003-05
- 26 – Babe Thomas – 2011-12, 14-17
- 22 – Patrick Gamblin – 2010-12
- 22 – Todd Friedman – 1999-02
- 21 – Todd Leathers – 1999-02
- 21 – John Menken – 2014-15

**Most Stolen Bases**

- 116 – Tony Costantino – 1994-97
- 103 – Chris Carrara – 2004-07
- 82 – Jeff Dodig – 1985-87
- 64 – Joe Colameco – 1995-98
- 58 – Steve Kirby – 1980, 82-83
- 54 – Heath Rollins – 2005-06
- 49 – Jordan Webb – 1998-01
- 49 – Jimmy Malseed – 1998-01
- 46 – Russell Gaddy – 1980-82
- 44 – Tom Derwin – 1993-96
- 44 – Kyle Roberson – 2002-05

**Most Stolen Base Attempts**

- 142 – Tony Costantino – 1994-97
- 126 – Chris Carrara – 2004-07
- 92 – Jeff Dodig – 1985-87
- 82 – Joe Colameco – 1995-98
- 65 – Jordan Webb – 1998-01
- 64 – Heath Rollins – 2005-06
- 63 – Kyle Roberson – 2002-05
- 63 – Steve Kirby – 1980, 82-83
- 57 – Tom Derwin – 1993-96
- 54 – Jeff Cisar – 1994-97

**PITCHING**

**Lowest Earned Run Avg. (min. 75 IP)**

- 1.99 – Mike Elliott (126.1 IP) – 1981-82
- 2.32 – Travis Shelley (100.2 IP) – 2014-15
- 2.50 – Ricky Burkett (144.0) – 1983-85
- 2.70 – Buddy Thompson (200.0 IP) 1980-82

- 2.76 – Bob Steer (237.2 IP) – 1980-81
- 2.83 – Mark Beaver (143.0 IP) – 1983-84
- 2.87 – Ben Thurmond (303.2 IP) – 2000-02
- 2.98 – Tony McKinney (108.2 IP) – 1985-86
- 3.00 – Bryan Link (336.1 IP) – 1992-95
- 3.09 – Erik Violette (180.2 IP) – 1990-91

**Lowest Opponent Batting Avg. (min. 75 IP)**

- .229 – Heath Rollins (252.2 IP) – 2005-06
- .229 – Alex Wilson (249.1 IP) – 2006-07
- .234 – Tad Powers (135.2 IP) – 1986-87
- .239 – Travis Shelley (100.2 IP) – 2014-15
- .239 – Zach Peek (232.1 IP) – 2017-19
- .241 – Nate Pawelczyk (282.1 IP) – 2016-19
- .245 – Matt Crohan (130.2 IP) – 2014-18
- .245 – Riley Huges (100.2 IP) – 2023-24
- .246 – John Lewis (201.2 IP) – 1987-90
- .252 – Parker Kruglewicz (84.1 IP) – 2023-24
- .252 – Parker Whittle (143.0 IP) – 2021-24

**Fewest Walks Allowed/9 Inn. Game (min. 75 IP)**

- 1.06 – Kevin Slowey (349.0 IP) – 2003-05
- 1.48 – Sam Kmiec (180.0 IP) – 2013-16
- 1.50 – Brady Houston (80.1 IP) – 2023-24
- 1.63 – Bob Steer (237.2 IP) – 1980-81
- 1.70 – Colten Rendon (211.1 IP) – 2017-21
- 1.80 – Robbie Wood (120.0 IP) – 1988-89
- 1.81 – Matteo D'Angelo (293.1 IP) – 2008-11
- 1.86 – Jeremy Plexico (227.0 IP) – 2002-03
- 1.97 – Tyler Klitsch (159.2 IP) – 2012-13
- 1.99 – Erik Violette (180.2 IP) – 1990-91
- 1.99 – Joey Strain (189.2 IP) – 2013-15

**Most Strikeouts/9 Inn. Game (min. 75 IP)**

- 13.40 – Riley Huges (100.2 IP) – 2023-24
- 11.70 – Alex Logusch (79.0 IP) – 2023-24
- 10.75 – Ricky Burkett (144.0 IP) – 1983-85
- 9.99 – Jon Wilson (155.0 IP) – 2002-05
- 9.97 – Mike Elliott (126.1 IP) – 1981-82
- 9.61 – Jason Colson (122.2 IP) – 1998-01
- 9.30 – Parker Whittle (143.0 IP) – 2021-24
- 9.15 – Heath Rollins (252.2 IP) – 2005-06
- 9.13 – Mark Beaver (143.0 IP) – 1983-84
- 9.06 – Jeff Reeves (202.2 IP) – 2000-04

**Most Wins**

- 29 – Kevin Slowey (29-9) – 2003-05
- 27 – Bryan Link (27-14) – 1992-95
- 24 – Heath Rollins (24-10) – 2005-06
- 24 – Mark Hetrick (24-3) – 1985-87
- 24 – Waine Shipman (24-5) – 1983-86
- 23 – Nate Pawelczyk (23-14) – 2016-19
- 22 – Ben Thurmond (22-9) – 2000-02
- 22 – Carl Dale (22-14) – 1992-94
- 21 – David Steffler (21-12) – 1997-99
- 21 – Jeremy Plexico (21-8) – 2002-03
- 21 – Sam Kmiec (21-22) – 2013-16

**Most Losses**

- 22 – Sam Kmiec (21-22) – 2013-16
- 19 – Matt Pierpont (12-19) – 2010-13
- 19 – Thad Harris (12-19) – 2016-20
- 18 – Matteo D'Angelo (20-18) – 2008-11
- 16 – Tyler Klitsch (7-16) – 2012-13
- 15 – Jeremy Herauf (16-15) – 1998-01
- 14 – Carl Dale (22-14) – 1992-94
- 14 – Bryan Link (27-14) – 1992-95
- 14 – Jeff Reeves (7-14) – 2000-02, 2004
- 14 – Nate Pawelczyk (23-14) – 2016-19
- 14 – Colten Rendon (19-14) – 2017-21

**Most Saves**

- 20 – Tyler Mizenko – 2009-11
- 20 – Aaron Sundsmo – 1996-99
- 17 – Jeff Myers – 1991-94
- 16 – Dalton Whitaker – 2017-19
- 16 – Colten Rendon – 2017-21
- 14 – Eric Ruth – 2010-13
- 12 – Jon Wilson – 2002-05
- 12 – Jonathan Settle – 2004-07
- 10 – Ryan Chenard – 2000-03
- 10 – Joey Strain – 2013-15
- 10 – Riley Arnone – 2015-18

**Most Appearances**

- 106 – Aaron Sundsmo – 1996-99
- 100 – Jonathan Settle – 2004-07
- 98 – Ryan Chenard – 2000-03
- 98 – Jeff Myers – 1991-94
- 94 – Eric Ruth – 2010-13
- 89 – Jon Wilson – 2002-05
- 85 – Riley Arnone – 2015-18
- 83 – Jason Horner – 1999-02
- 83 – Parker Whittle – 2021-24
- 82 – Colten Rendon – 2017-21
- 74 – Jason Crumley – 2017-21

**Most Games Started**

- 55 – Sam Kmiec – 2013-2016
- 46 – Bryan Link – 1992-95
- 44 – Jeremy Herauf – 1998-01
- 44 – David Steffler – 1997-99
- 42 – Matteo D'Angelo – 2008-11
- 41 – Robert Lake – 2008-11
- 41 – Kevin Slowey – 2003-05
- 41 – Ryan Lambert – 1995-97
- 40 – Terry Krossschell – 1996-99
- 39 – Mike Condon – 1994-97
- 39 – Carl Dale – 1992-94
- 39 – Nate Pawelczk – 2016-19

**Most Complete Games**

- 22 – Bryan Link – 1992-95
- 20 – Carl Dale – 1992-94
- 16 – Ben Thurmond – 2000-02
- 15 – Mike Condon – 1994-97
- 14 – Bob Steer – 1980-81
- 13 – David Steffler – 1997-99

- 13 – Kevin Slowey – 2003-05
- 12 – Buddy Thompson – 1980-82
- 12 – Jeremy Plexico – 2002-03
- 11 – Waine Shipman – 1983-86
- 11 – Erik Violette – 1990-91

**Most Shutouts**

- 7 – Bryan Link – 1992-95
- 6 – David Steffler – 1997-99
- 5 – Mike Condon – 1994-97
- 5 – Bob Steer – 1980-81
- 4 – Buddy Thompson – 1980-82
- 4 – Waine Shipman – 1983-86
- 4 – Matt Koziara – 1998-99
- 4 – Jamie Holt – 1980-82
- 4 – Sam Kmiec – 2013-16
- 3 – Carl Dale – 1992-94
- 3 – Ben Thurmond – 2000-02
- 3 – Ricky Burkett – 1983-85
- 3 – Mark Beeson – 1983
- 3 – John Lewis – 1987-90
- 3 – Mitch Walters – 1983-85

**Most Innings Pitched**

- 364.0 – Sam Kmiec – 2013-16
- 349.0 – Kevin Slowey – 2003-05
- 336.1 – Bryan Link – 1992-95
- 303.2 – Ben Thurmond – 2000-02
- 303.1 – Robert Lake – 2008-11
- 293.1 – Matteo D'Angelo – 2008-11
- 292.2 – Jeremy Herauf – 1998-01
- 282.1 – Nate Pawelczyk – 2016-19
- 280.1 – Carl Dale – 1992-94
- 278.0 – David Steffler – 1997-99

**Most Hits Allowed**

- 382 – Sam Kmiec – 2013-16
- 369 – Robert Lake – 2008-11
- 323 – Matteo D'Angelo – 2008-11
- 309 – Kevin Slowey – 2003-05
- 306 – David Steffler – 1997-99
- 295 – Jeremy Herauf – 1998-01
- 292 – Matt Pierpont – 2010-13
- 288 – Bryan Link – 1992-95
- 276 – Carl Dale – 1992-94Z
- 258 – Nate Pawelczyk – 2016-19

**Most Runs Allowed**

- 203 – Robert Lake – 2008-11
- 179 – Terry Krossschell – 1996-99
- 175 – Sam Kmiec – 2013-16
- 172 – Carl Dale – 1992-94
- 167 – Jeremy Herauf – 1998-01
- 163 – Wade Newman – 2007-11
- 161 – Thad Harris – 2016-20
- 159 – Matt Pierpont – 2010-13
- 158 – David Steffler – 1997-99
- 154 – Matteo D'Angelo – 2008-11

**Most Earned Runs Allowed**

- 181 – Robert Lake – 2008-11
- 144 – Wade Newman – 2007-11
- 143 – Matt Pierpont – 2010-13
- 143 – Sam Kmiec – 2013-16
- 140 – Terry Krossschell – 1996-99
- 135 – Jeremy Herauf – 1998-01
- 135 – Thad Harris – 2016-20
- 133 – Matteo D'Angelo – 2008-11
- 130 – David Steffler – 1997-99
- 127 – Mike Condon – 1994-97
- 127 – Carl Dale – 1992-94

**Most Walks Allowed**

- Terry Krossschell – 1996-99
- 141 – Carl Dale – 1992-94
- 114 – Mike Condon – 1994-97
- 114 – Nate Pawelczyk – 2016-19
- 108 – Mike Honce – 2003-07
- 108 – Jeff Reeves – 2000-04
- 106 – Mark Wells – 1992-94
- 105 – Jeremy Herauf – 1998-01
- 104 – Ryan Link – 1992-95
- 99 – Ryan Lambert – 1995-97

**Most Strikeouts**

- 331 – Kevin Slowey – 2003-05
- 315 – Bryan Link – 1992-95
- 298 – Sam Kmiec – 2013-16
- 287 – Ben Thurmond – 2000-02
- 258 – Terry Krossschell – 1996-99
- 257 – Heath Rollins – 2005-06
- 253 – Jeremy Herauf – 1998-01
- 251 – Nate Pawelczyk – 2016-19
- 240 – Alex Wilson – 2006-07
- 236 – Carl Dale – 1992-94

**Most Doubles Allowed**

- 72 – Matteo D'Angelo – 2008-11
- 72 – Robert Lake – 2008-11
- 70 – Sam Kmiec – 2013-16
- 67 – Jeremy Herauf – 1998-01
- 66 – Matt Pierpont – 2010-13
- 65 – Kevin Slowey – 2003-05
- 64 – David Steffler – 1997-99
- 60 – Mark Wells – 1992-94
- 58 – Bryan Link – 1992-95
- 56 – Mike Condon – 1994-97

**Most Triples Allowed**

- 12 – Matteo D'Angelo – 2008-11
- 12 – Buddy Thompson – 1980-82
- 12 – Wade Newman – 2007-11
- 12 – Bryan Link – 1992-95
- 10 – Jeff Myers – 1991-94
- 10 – Kevin Slowey – 2003-5
- 10 – Bob Steer – 1980-81
- 9 – Jeff Reeves – 2000-04
- 9 – Carl Dale – 1992-94

- 8 – Heath Rollins – 2005-06
- 8 – Mike Condon – 1994-97
- 8 – Alex Wilson – 2006-07
- 8 – Ben Thurmond – 2000-02
- 8 – David Steffler – 1997-99

**Most Home Runs Allowed**

- 30 – Matteo D'Angelo – 2008-11
- 30 – Robert Lake – 2008-11
- 29 – David Steffler – 1997-99
- 28 – Kevin Slowey – 2003-05
- 26 – Ryan Lambert – 1995-97
- 26 – Jeremy Herauf – 1998-01
- 25 – Thad Harris – 2016-20
- 24 – Colten Rendon – 2017-21
- 21 – Jeff Myers – 1991-94
- 21 – Ben Thurmond – 2000-02

**Most Batters Faced**

- 1521 – Sam Kmiec – 2013-16
- 1352 – Robert Lake – 2008-11
- 1261 – Matteo D'Angelo – 2008-11
- 1249 – Nate Pawelczyk – 2016-19
- 1081 – Heath Rollins – 2005-06
- 1043 – Alex Wilson – 2006-07
- 1029 – Thad Harris – 2016-20
- 995 – Kevin Slowey – 2003-05
- 985 – Bob Steer – 1980-81
- 938 – Wade Newman – 2007-11

**Most Wild Pitches**

- 41 – Terry Krossschell – 1996-99
- 32 – Mike Honce – 2003-07
- 32 – Carl Dale – 1992-94
- 28 – Zach Peek – 2017-19
- 26 – Eric Wroldsen – 1989-91
- 25 – Heath Rollins – 2005-06
- 24 – Matt Pierpont – 2010-13
- 23 – Robbie Hammond – 1990-92
- 23 – Jason Colson – 1998-01
- 22 – Riley Huges – 2023-24

**Most Balks**

- 6 – Ryan Mullins – 2007-08
- 5 – Robert Lake – 2008-11
- 5 – Jason Terry – 2001-02, 04-05
- 5 – Waine Shipman – 1983-86
- 5 – Tyler Jones – 2019-2022
- 4 – Jonathan Settle – 2004-07
- 4 – Kevin Slowey – 2003-05
- 4 – Nate Pawelczyk – 2016-19
- 4 – Andrew Coker – 2020-21

**FIELDING****Highest Fielding Pct. (min. 500 chances)**

- .993 – Matt Lobacz (1050-72-8) – 2011-13
- .993 – Carey Killian (797-33-6) – 1989-90

# Single Season Team Records

- .992 – Eddie Rohan (474-42-4) – 2008-11
- .992 – Eddie Tisdale (1548-42-14) – 2006-09
- .989 – Mark Lowrie (805-62-10) – 2013-16
- .989 – Nate Chronis (648-55-8) – 2022-Present
- .989 – Ty Hooks (766-74-9) – 2020-24
- .986 – Bryan Dunn (723-75-11) – 1994-96
- .986 – Bennett Stapf (1592-136-24) – 2001-04
- .986 – Eddie Eargle (1162-58-17) – 1980-82
- .986 – Craig Plappert (744-102-12) – 1997-98
- .986 – Jeremy Keller (1199-68-18) – 1993-96

## Most Chances

- 1752 – Bennett Stapf – 2001-04
- 1650 – Eddie Tisdale – 2006-09
- 1317 – Alan Robbins – 2003-06
- 1285 – Jeremy Keller – 1993-96
- 1237 – Eddie Eargle – 1980-82
- 1201 – Josh Ury – 1998-01
- 1161 – Rick Kobsik – 1995-98
- 1130 – Matt Lobacz – 2011-13
- 1079 – Babe Thomas – 2011-12, 14-17
- 1077 – John Murrian – 2007-09

## Most Putouts

- 1592 – Bennett Stapf – 2001-04
- 1548 – Eddie Tisdale – 2006-09
- 1199 – Jeremy Keller – 1993-96
- 1162 – Eddie Eargle – 1980-82
- 1159 – Alan Robbins – 2003-06
- 1110 – Josh Ury – 1998-01
- 1089 – Rick Kobsik – 1995-98
- 1050 – Matt Lobacz – 2011-13
- 992 – Babe Thomas – 2011-12, 14-17
- 927 – John Murrian – 2007-09

## Most Assists

- 640 – Matt Repec – 2003-06
- 604 – Chris Carrara – 2004-07
- 596 – Kyle Edwards – 2013-16
- 594 – Jordan Webb – 1998-01
- 539 – Jeff Cisar – 1994-97
- 485 – Kevin Nolan – 2007-09
- 483 – Jason Tarasuik – 1996-99
- 482 – Mitch Spires – 2015-18
- 481 – Jason Colson – 1998-01
- 442 – Brandon Fite – 2016-19

## Most Errors

- 78 – Jeff Cisar – 1994-97
- 65 – Jason Colson – 1998-01
- 62 – Matt Repec – 2003-06
- 60 – Mitch Spires – 2015-18
- 58 – Jordan Webb – 1998-01
- 55 – Jason Tarasuik – 1996-99
- 54 – Kyle Edwards – 2013-16
- 50 – Tom Derwin – 1993-96
- 49 – Art Inabinet – 1985-88
- 47 – Kevin Nolan – 2007-09

## HITTING

### Highest Batting Average

- .371 (505-1360) – 1987
- .352 (526-1493) – 1986
- .350 (667-1906) – 1985
- .330 (589-1787) – 1981
- .329 (736-2235) – 2006
- .323 (682-2111) – 2009
- .321 (405-1261) – 1983
- .314 (366-1166) – 1982
- .314 (389-1240) – 1980
- .313 (585-1871) – 1996

### Highest Slugging Pct.

- .594 (1360 AB) – 1987
- .510 (1493 AB) – 1986
- .502 (1906 AB) – 1985
- .495 (2235 AB) – 2006
- .486 (1178 AB) – 1988
- .478 (1871 AB) – 1996
- .476 (1927 AB) – 2003
- .475 (1166 AB) – 1982
- .473 (2018 AB) – 2010
- .468 (2111 AB) – 2009

### Highest On-Base Pct.

- .442 (1360 AB) – 1987
- .428 (1906 AB) – 1985
- .419 (1493 AB) – 1986
- .415 (2235 AB) – 2006
- .413 (1787 AB) – 1981
- .409 (1266 AB) – 1984
- .405 (1871 AB) – 1996
- .404 (1261 AB) – 1983
- .399 (1927 AB) – 2003
- .398 (1240 AB) – 1980

### Highest Stolen Base Pct.

- .926 (150-162) – 1986
- .918 (123-134) – 1983
- .896 (69-77) – 1982
- .880 (66-75) – 1987
- .874 (118-135) – 1981
- .848 (56-66) – 1988
- .844 (92-109) – 1980
- .838 (98-117) – 1984
- .818 (18-22) – 2020
- .816 (62-76) – 1990
- .816 (31-38) – 2007
- .816 (31-38) – 2008

### Most Games Played

- 66 – 2005
- 65 – 2001
- 64 – 2006

- 63 – 1999

- 63 – 2000
- 60 – 1995
- 60 – 2004
- 60 – 2007
- 60 – 2008
- 60 – 2009
- 60 – 2014

### Most At-Bats

- 2267 – 2005
- 2257 – 2001
- 2235 – 2006
- 2111 – 2009
- 2103 – 2000
- 2084 – 1999
- 2065 – 2004
- 2044 – 2008
- 2040 – 2007
- 2018 – 2010

### Most Runs Scored

- 556 – 1985
- 478 – 2006
- 449 – 2001
- 444 – 2005
- 432 – 1981
- 426 – 2009
- 421 – 1999
- 414 – 1987
- 410 – 1986
- 404 – 2003

### Most Hits

- 736 – 2006
- 696 – 2005
- 682 – 2009
- 673 – 2001
- 667 – 1985
- 630 – 2004
- 622 – 1999
- 618 – 2010
- 604 – 2008
- 601 – 2015

### Most Doubles

- 156 – 2001
- 131 – 1995
- 130 – 2006
- 130 – 2009
- 128 – 2003
- 126 – 1996
- 125 – 2010
- 124 – 2004
- 123 – 2000

- 120 – 2005

### Most Triples

- 26 – 1981
- 24 – 1980
- 19 – 1982
- 19 – 2015
- 18 – 1986
- 18 – 1988
- 17 – 2006
- 17 – 1993
- 17 – 1994
- 16 – 1987
- 16 – 1985
- 16 – 2007

### Most Home Runs

- 69 – 2006
- 69 – 1998
- 62 – 2010
- 61 – 1987
- 60 – 2003
- 58 – 2005
- 58 – 1997
- 57 – 2001
- 57 – 2004
- 55 – 2009

### Most Runs Batted In

- 462 – 1985
- 448 – 2006
- 407 – 2001
- 406 – 2005
- 392 – 1981
- 390 – 2009
- 374 – 2004
- 370 – 2003
- 369 – 1999
- 369 – 1987

### Most Total Bases

- 1107 – 2006
- 1026 – 2001
- 1016 – 2005
- 987 – 2009
- 957 – 1985
- 955 – 2010
- 945 – 2004
- 917 – 2003
- 906 – 1999
- 895 – 1996

### Most Walks

- 306 – 2006
- 305 – 1995

- 295 – 1985
- 284 – 2005
- 283 – 1999
- 272 – 1992
- 268 – 1996
- 262 – 1993
- 261 – 1981
- 252 – 1998

### Most Times Hit By Pitch

- 86 – 2024
- 76 – 2001
- 61 – 2007
- 57 – 2008
- 56 – 2003
- 54 – 2002
- 52 – 2000
- 52 – 2005
- 52 – 2011
- 52 – 2014

### Most Times Struck Out

- 457 – 2018
- 439 – 2017
- 432 – 2005
- 429 – 2023
- 426 – 2014
- 414 – 1997
- 413 – 2004
- 411 – 2001
- 407 – 1999
- 402 – 2024

### Most Stolen Bases

- 150 (150-162) – 1986
- 123 (123-134) – 1983
- 118 (118-135) – 1981
- 114 (114-144) – 1985
- 103 (103-145) – 2005
- 101 (101-128) – 2006
- 100 (100-132) – 1996
- 98 (98-117) – 1984
- 92 (92-109) – 1980
- 91 (91-117) – 1993

### Most Times Caught Stealing

- 42 (103-145) – 2005
- 40 (82-122) – 1999
- 38 (68-108) – 1995
- 35 (64-99) – 2004
- 35 (81-116) – 1997
- 32 (100-132) – 1996
- 32 (46-78) – 2010
- 31 (87-118) – 2000

- 30 (114-144) – 1985
- 30 (61-91) – 2015
- 29 (82-111) – 1994

### Most Stolen Base Attempts

- 162 (150-162) – 1986
- 145 (103-145) – 2005
- 144 (114-144) – 1985
- 135 (118-135) – 1981
- 134 (123-134) – 1983
- 132 (100-132) – 1996
- 128 (101-128) – 2006
- 122 (82-122) – 1999
- 118 (87-118) – 2000
- 117 (91-117) – 1993
- 117 (98-117) – 1984

## PITCHING

### Lowest Earned Run Avg.

- 2.22 (325.0 IP) – 1980
- 2.67 (323.2 IP) – 1983
- 2.79 (135.2 IP) – 2020
- 3.13 (333.2 IP) – 1984
- 3.16 (299.0 IP) – 1982
- 3.28 (582.0 IP) – 2001
- 3.35 (440.1 IP) – 1981
- 3.59 (497.0 IP) – 1995
- 3.59 (316.0 IP) – 1987
- 3.66 (428.1 IP) – 1990

### Highest Earned Run Avg.

- 6.84 (411.2 IP) – 2021
- 6.27 (413.1 IP) – 2024
- 6.25 (506.2 IP) – 2010
- 5.66 (496.0 IP) – 2023
- 5.47 (497.1 IP) – 2019
- 5.46 (458.0 IP) – 2012
- 5.36 (503.1 IP) – 2002
- 5.33 (486.2 IP) – 1992
- 5.31 (524.0 IP) – 2008
- 5.18 (524.2 IP) – 2009

### Lowest Opponent Batting Avg.

- .233 (316.0 IP) – 1987
- .242 (135.2 IP) – 2020
- .244 (354.0 IP) – 1986
- .248 (592.0 IP) – 2005
- .249 (295.1 IP) – 1988
- .261 (428.1 IP) – 1990
- .264 (533.1 IP) – 2004
- .267 (569.1 IP) – 2006
- .267 (514.2 IP) – 2017
- .269 (532.2 IP) – 2014

**Fewest Walks Allowed/9 Inn. Game**

1. 2.31 (316.0 IP) – 1987
2. 2.44 (325.0 IP) – 1980
3. 2.54 (507.1 IP) – 2011
4. 2.70 (532.2 IP) – 2014
5. 2.72 (135.2 IP) – 2020
5. 2.72 (483.0 IP) – 2013
7. 2.82 (354.0 IP) – 1986
8. 2.83 (484.0 IP) – 2016
9. 2.85 (533.1 IP) – 2004
10. 2.90 (524.1 IP) – 2015

**Most Walks Allowed/9 Inn. Game**

1. 4.85 (456.1 IP) – 1997
2. 4.79 (486.2 IP) – 1992
3. 4.55 (496.0 IP) – 2023
4. 4.51 (413.1 IP) – 2024
5. 4.49 (359.0 IP) – 1991
6. 4.41 (554.2 IP) – 2000
6. 4.41 (528.2 IP) – 1999
8. 4.33 (411.2 IP) – 2021
9. 4.24 (465.0 IP) – 1993
10. 4.20 (323.2 IP) – 1983

**Most Strikeouts/9 Inn. Game**

1. 9.60 (413.1 IP) – 2024
2. 8.82 (496.0 IP) – 2023
3. 8.76 (135.2 IP) – 2020
4. 8.62 (323.2 IP) – 1983
5. 8.55 (582.0 IP) – 2001
6. 8.28 (464.0 IP) – 1998
7. 7.97 (592.0 IP) – 2005
8. 7.94 (490.2 IP) – 2018
9. 7.71 (333.2 IP) – 1984
10. 7.67 (456.1 IP) – 1997

**Most Wins**

1. 48 (48-16) – 2001
2. 47 (47-9) – 1985
3. 46 (46-18) – 2006
4. 44 (44-13) – 1981
4. 44 (44-22) – 2005
6. 41 (41-16) – 1996
6. 41 (41-17) – 1995
8. 40 (40-23) – 1999
9. 40 (40-19) – 2015
10. 37 (37-23) – 2004
10. 37 (37-10) – 1986

**Most Losses**

1. 35 (17-35) – 2012
2. 34 (26-34) – 2008
3. 33 (21-33) – 2013
3. 33 (30-33) – 2000
3. 33 (27-33) – 2014
6. 31 (27-31) – 1993
6. 31 (25-31) – 2018

8. 30 (29-30) – 2002
8. 30 (27-30) – 2011
8. 30 (27-30) – 2010

**Most Saves**

1. 16 – 2001
2. 15 – 2017
3. 14 – 2009
3. 14 – 2015
5. 13 – 2006
5. 13 – 2000
5. 13 – 2019
8. 12 – 1995
8. 12 – 1996
10. 11 – 2013
10. 11 – 2004
10. 11 – 1999
10. 11 – 2016

**Most Complete Games**

1. 24 – 1981
2. 19 – 1995
3. 18 – 1994
3. 18 – 2001
3. 18 – 1980
6. 16 – 1993
7. 15 – 1983
7. 15 – 1986
7. 15 – 1985
10. 14 – 1984
10. 14 – 1988
10. 14 – 1992

**Most Shutouts**

1. 10 – 2001
2. 9 – 1980
2. 9 – 1984
4. 8 – 1987
4. 8 – 1983
6. 7 – 1995
6. 7 – 1981
8. 6 – 1999
9. 5 – 1992
9. 5 – 1990
9. 5 – 2005
9. 5 – 1998
9. 5 – 1996

**Most Innings Pitched**

1. 592.0 – 2005
2. 582.0 – 2001
3. 569.1 – 2006
4. 554.2 – 2000
5. 533.1 – 2004
6. 532.2 – 2014
7. 532.1 – 2007
8. 528.2 – 1999
9. 524.2 – 2009

10. 524.1 – 2015

**Most Hits Allowed**

1. 646 – 2010
2. 603 – 2009
3. 602 – 2008
4. 593 – 2011
5. 589 – 2006
6. 587 – 2007
7. 575 – 2000
8. 571 – 2015
9. 566 – 2002
10. 560 – 2005

**Most Runs Allowed**

1. 406 – 2010
2. 371 – 2021
3. 366 – 2023
4. 358 – 2008
5. 355 – 2019
6. 353 – 1992
7. 350 – 2002
8. 349 – 1999
9. 348 – 2024
10. 347 – 2009

**Most Earned Runs Allowed**

1. 352 – 2010
2. 312 – 2021
3. 313 – 2021
4. 309 – 2008
5. 302 – 2009
5. 302 – 2009
7. 300 – 2002
8. 288 – 1992
8. 288 – 2024
10. 282 – 2011

**Most Walks Allowed**

1. 272 – 2000
2. 255 – 2023
3. 259 – 1992
3. 259 – 1999
5. 246 – 1997
6. 243 – 2006
7. 227 – 2002
8. 223 – 2019
9. 219 – 1993
10. 211 – 1995

**Most Strikeouts**

1. 553 – 2001
2. 524 – 2005
3. 494 – 2023
4. 458 – 2006
5. 451 – 2004
6. 440 – 2024
7. 438 – 1999
8. 433 – 2018

9. 427 – 1998
10. 425 – 2000

**Most Doubles Allowed**

1. 141 – 2010
2. 126 – 2002
3. 125 – 2011
3. 125 – 1992
5. 123 – 2009
6. 115 – 2008
6. 115 – 2000
8. 111 – 2006
8. 111 – 1995
10. 104 – 2007
10. 104 – 2005
10. 104 – 1993

**Most Triples Allowed**

1. 23 – 1981
2. 19 – 2010
2. 19 – 2011
4. 18 – 2009
4. 18 – 2000
4. 18 – 2002
4. 18 – 1992
4. 18 – 1994



Kevin Slowey

**Winthrop Hall of Fame Pitchers**

4. 18 – 2007
4. 18 – 2021

**Most Home Runs Allowed**

1. 60 – 2010
2. 58 – 2023
3. 56 – 2024
4. 54 – 1999
4. 54 – 2009
4. 54 – 1998
4. 54 – 2019
4. 54 – 2021
9. 53 – 2008
10. 52 – 1997

**Most Batters Faced**

1. 2571 – 2006
2. 2544 – 2005
3. 2384 – 2009
4. 2356 – 2008
4. 2356 – 2007
4. 2356 – 2010
7. 2314 – 2004
8. 2313 – 2017
9. 2308 – 2015
9. 2294 – 2019

**Most At-Bats Against**

1. 2255 – 2005
2. 2207 – 2006


3. 2074 – 2007
4. 2073 – 2009
5. 2043 – 2008
6. 2039 – 2010
7. 2038 – 2014
8. 2035 00 2015
9. 2025 – 2004
10. 2011 – 2011

**Most Wild Pitches**

1. 79 – 2023
2. 69 – 2021
3. 68 – 2018
4. 65 – 2024
5. 61 – 2019
6. 52 – 2006
7. 51 – 1992
7. 51 – 1999
7. 51 – 2008
10. 50 – 1985

**Most Hit Batters**

1. 68 – 2019
2. 64 – 2021
3. 61 – 2010
4. 60 – 2009
5. 54 – 2012
5. 54 – 2017
7. 52 – 2006
8. 51 – 2000
9. 49 – 2016
10. 48 – 2015



Bryan Link