

NEBRASKA

Winthrop Eagles

2025-26 Record: 3-3, 0-0 Big South

2024-25 Record: 23-11, 11-5 Big South

Head Coach: Mark Prosser (5th season/9th overall)

Winthrop/Career Record: 81-55/123-131

Big South Record: 43-23



Nebraska Cornhuskers

2025-26 Record: 6-0, 0-0 B10

2024-25 Final Record: 21-14, 7-13 B10

Head Coach: Fred Hoiberg (7th season/12th overall)

Nebraska/Career Record: 90-108/205-164

Big Ten Record: 36-72

WINTHROP

TIP-INS

- Coming off first road win of the season with an 80-62 win at Jackson State
- This is the third meeting all-time and first since 2001
- Eagles are 1-7 all-time against opponents from the Big Ten
- This game is the final game in a three-game road trip and the 5th out of the last 6th on the road
- The 105 points against Mercer were the 2nd most by an Eagle team against an NCAA D1 non-conference opponent
- Eagles are in their 48th season of basketball overall and 41st in the Big South Conference
- Coming off a season in which the Eagles fell in the Big South Conference Championship game
- It was the programs 19th Big South Conference Championship game appearance and 4th appearance in the previous six seasons
- Winthrop won 23 games in 2024-25, the 9th 20-win season in its D1 Era
- Winthrop is 133-98 all-time in the month of November and has been .500 or better in 12 straight seasons
- On Nov. 17, 2024 the Eagles captured the program's 800th win all-time (823-626)
- The victory was also the 100th career win for head coach Mark Prosser
- In 2024-25, the Eagles earned 10 wins prior to league play for first time since 2015-16

HOW THEY MATCHUP

84.2	Scoring	87.5
.441	FG%	.501
.376	3FG%	.359
10.8	3FGM PG	11.5
.750	FT%	.702
34.5	Rebounding	37.5
13.7	Assists	19.8
7.2	Steals	7.3
2.3	Blocks	1.5
8.8	Turnovers PG	11.0
76.2	Scoring Defense	70.8
.449	FG% Defense	.391
.322	3FG% Defense	.303
-3.7	Rebound Margin	+2.2
+6.0	Turnover Margin	+3.5
W1	W/L Streak	W6

Athletic Communications/MBB Contact
Brett Redden - Asst. AD for Communications
(803) 367-1649 / reddennb@winthrop.edu

GAME INFORMATION

Game 7: Winthrop at Nebraska

Nov. 25, 2025 | 8:30 p.m. (CST)

Lincoln, Neb. | Pinnacle Bank Arena (8,000)

Radio: Winthrop Sports Network

Station: 94.3 FM | WGNC AM1450/101.1FM | ESPN730

Play-by-Play: Mike Pacheco

Analyst: n/a

Television: Big 10 Network

Play-by-Play: Kevin Kugler

Analyst: Shon Morris

---Series History vs. Nebraska---

Overall.....0-2

Last Meeting.....11/24/01

Result.....Lost, 73-65

Current Streak.....L2

at Pinnacle Bank Arena.....first appearance

Streak at Pinnacle Bank Arena.....n/a

In Overtime.....0-0

Most Points (WIN).....65 (11/24/01)

Most Points (NEB).....73 (11/24/01)

Prosser vs. Nebraska.....first meeting

Prosser vs. B10.....0-3

2025-26 Schedule/Results
3-3, 0-0 Big South

NOVEMBER (3-3)

3	+	Queens	W, 81-74
7		at George Mason	L, 96-90
11		at Coastal Carolina	L, 72-66
15		Mercer (Homecoming)	W, 105-69
18		at #21 Arkansas	L, 84-83
23		at Jackson State	W, 80-62
25		at Nebraska	8:30 p.m.
29		S.C. State	4:00 p.m.

DECEMBER (0-0)

2		at LIU	TBD
6		Coastal Carolina	2:00 p.m.
9		Toccoa Falls	6:30 p.m.
13		Bob Jones	6:30 p.m.
18		at North Dakota	8:00 p.m.
21		Clinton College	12:00 p.m.
28		at Texas Tech	2:00 p.m.
31	*	at Longwood	3:00 p.m.

JANUARY (0-0)

3	*	Gardner-Webb	4:00 p.m.
7	*	Charleston Southern	6:30 p.m.
10	*	at USC Upstate	2:00 p.m.
14	*	High Point	6:30 p.m.
17	*	at UNC Asheville	2:00 p.m.
21	*	Radford	6:30 p.m.
24	*	at Presbyterian College	4:30 p.m.
31	*	UNC Asheville	2:00 p.m.

FEBRUARY (0-0)

4	*	at Radford	7:00 p.m.
7	*	Longwood	2:00 p.m.
12	*	at Gardner-Webb	7:00 p.m.
19	*	USC Upstate	6:30 p.m.
21	*	at High Point	4:00 p.m.
26	*	at Charleston Southern	7:00 p.m.
28	*	Presbyterian College	4:00 p.m.

MARCH (0-0)

4-8	#	Big South Tournament	TBD
* Field of 68 Opening Day Marathon (Played at Rock Hill Sports & Events Center - Rock Hill, SC)			
* Big South Conference Game			
# Big South Tournament (Freedom Hall Johnson City, Tenn.)			
All Games (EST)			

PROBABLE STARTERS



1	WILSON	2	ROZIER	7	BERRY	11	CLOUET	51	DUNCOMB
Sr.	Guard	Sr.	Guard	Sr.	Forward	Sr.	Forward	Sr.	Center
MIN.	18.3	MIN.	29.0	MIN.	29.0	MIN.	23.4	MIN.	21.3
PPG	2.7	PPG	14.2	PPG	14.5	PPG	10.7	PPG	12.7
RPG	1.2	RPG	1.7	RPG	5.0	RPG	3.5	RPG	5.7
APG	2.0	APG	4.5	APG	1.2	APG	1.5	APG	0.5
FG%	25.0	FG%	42.6	FG%	40.6	FG%	42.6	FG%	53.1
3FG%	11.1	3FG%	43.5	3FG%	36.7	3FG%	38.9	FT%	70.6

2025-26 Winthrop Basketball Roster

NUMERICAL ROSTER

NO.	NAME	YR.	POS.	HT.	WT.	HOMETOWN/PREVIOUS SCHOOL
0	Kaleb Evans	Fr.	G	6-4	190	Lexington, S.C. / Moravian Prep/YNG Dreamerz
1	Isaiah Wilson	Gr.	G	6-1	180	Pittsburgh, Pa./ Richmond
2	Kareem Rozier	Sr.	G	5-9	180	Detroit, Mich. / Duquesne
3	Josh Meo	Sr.	G	6-4	195	Orlando, Fla. / Coastal Carolina
4	Pharrell Boyogueno	Sr.	G	6-6	215	Greenville, S.C. / Gardner-Webb
5	Brayhlan Thomas	So.	G	6-6	205	Atlanta, Ga. / Georgia Southern
7	Daylen Berry	R-Sr.	G	6-4	175	Raleigh, N.C. / Charleston Southern
8	Cam Christy	Sr.	G	6-4	200	Walton, Ky. / Mount St. Joseph University
11	Kody Clouet	Gr.	G	6-5	210	San Marcos, Calif. / San Diego
15	Tommy Kamarad	Gr.	F	6-8	205	Buford, Ga. / Arkansas Tech
21	Tai Hamilton	Jr.	F	6-10	200	Charlotte, N.C. / William & Mary
22	Henry Harrison	Jr.	G	5-11	175	Lewisburg, Pa./ Lewisburg H.S.
23	Ed Nnamoko	Sr.	F	6-10	230	Lagos, Nigeria / New Mexico State
25	Seifeldin Hendawy	So.	G	6-8	200	Cairo, Egypt / Loyola Chicago
51	Logan Duncomb	Sr.	C	6-10	230	Cincinnati, Ohio / Xavier

COACHING STAFF

Head Coach—Mark Prosser (Marist, '02)
Associate Coach—Tony Rack (Northern Kentucky, '15)
Associate Coach—Monty Sanders (Elon, '09)
Assistant Coach—Mitchell Hill (Tennessee Tech, '15)
Assistant Coach—Sid Crist (Fairmont State, '16)
Video Coordinator—Matt Erps (Winthrop, '18)
Graduate Assistant—Cooper Sisco (Fairmont St, '16)

PRONUNCIATION GUIDE

3	Josh MEE-OH
4	FAH-RELL BOY-OH-GAH-KNOW
11	Kody CLUE-IT
15	Tommy CAM-UH-RAD
23	Ed NAH-MOE-KO
25	SAY-feh-deen en-DAH-wee
51	Logan DONE-COME

RADIO / TV PLAYER PHOTO CHART



Kaleb Evans
G, 6-4, Fr.
Lexington, S.C.




Isaiah Wilson
G, 6-1, Sr.
Pittsburgh, Pa.



Kareem Rozier
G, 5-9, Sr.
Detroit, Mich.



Josh Meo
G, 6-4, Sr.
Orlando, Fla.



Pharrell Boyogueno
G, 6-6, Sr.
Greenville, S.C.



Brayhlan Thomas
G, 6-6, So.
Atlanta, Ga.



Daylen Berry
G, 6-4, 175
Raleigh, N.C.



Cam Christy
G, 6-4, Sr.
Walton, Ky.



Kody Clouet
G, 6-5, Sr.
San Marcos, Calif.




Tommy Kamarad
F, 6-8, Sr.
Buford, Ga.




Tai Hamilton
F, 6-10, Jr.
Charlotte, N.C.



Henry Harrison
G, 5-11, Jr.
Lewisburg, Pa.



Ed Nnamoko
F, 6-10, Sr.
Lagos, Nigeria



Seifeldin Hendawy
G, 6-8, So.
Cairo, Egypt



Logan Duncomb
C, 6-10, Sr.
Crystal Lake, Ill.



Mark Prosser
HEAD COACH



EAGLE EYE VIEW OF THE TEAM

WINTHROP SERIES HISTORY VERSUS NEBRASKA/BIG TEN

- Winthrop and Nebraska meet for the third time and the first time since Nebraska's move to the Big Ten
- The two meetings were back-to-back in the early 2000's with the first coming on Nov. 27, 2000 in the Bob Devaney Sports Center as the Eagles fell 65-44
- The second meeting was Nov. 24, 2001 as Greg Lewis posted a double-double (21 points, 11 rebounds) but it wasn't enough as Nebraska prevailed 73-65
- Winthrop is 1-7 all-time against opponents from the Big 10, with the last meeting coming Dec. 29, 2024 at Indiana in a 77-68 loss

EAGLES ON THE ROAD

- Picked up first road win of the season with a big second half that led to an 80-62 win at Jackson State
- Eagles have now scored 80 or more in back-to-back road games and three of the four this season
- In four road games the Eagles have averaged 79.8 ppg while allowing 78.5 ppg
- Winthrop is shooting 44 percent from the floor and averaging 11.5 threes per game
- Have hit 11 or more threes in 3-of-4 road games
- Opponents are shooting 46 percent averaging 9.5 threes per game and have 26 more free throw attempts than the Eagles
- After the one point loss at #21 Arkansas, the Eagles had dropped their first three road games by a combined 13 points
- The loss at George Mason was the first game Winthrop hit 90 points in a non-conference road game since defeating Coastal Carolina 90-87 (12/2/23)
- In 2024-25 the Eagles were 5-8 on the road overall, 1-4 in non-conference action
- Picked up the lone road win at Queens on Dec. 3 in an 86-78 victory
- Four of the road losses last season were against Power 4 opponents in Virginia Tech (58-52), Louisville (76-61), Florida State (82-64) and Indiana (77-68)
- Have an all-time road mark of 271-386 and 219-333 at the NCAA D1 level
- Over the last eight seasons the Eagles are 68-63 on the road
- Averaged 75.5 ppg while shooting 43 percent from the field and allowed 78.5 ppg and opponents shot 46 percent
- Winthrop had 92 more free throw attempts on the road than opponents (averaged 26.9 attempts per road game) in 2023-24
- Last year they attempted 35 more free throws than opponents on the road

TEAM NEWS

- This is the program's 1,450th game as Winthrop holds an all-time record of 823-626
- Coming off first road win of the year, as the Eagles knocked down eight second half threes to earn an 80-62 win at Jackson State
- Winthrop finished the game with 11 threes and have 11 or more threes in three consecutive games (4-of-6 played this season)
- Going back to the 2024-25 season, the Eagles have connected on 11 or more threes in eight of the last 11 games played
- The win was on the heels of a one point loss at #21 Arkansas (84-83), the first one-point game with a Top 25 or Power 4 opponent in program history
- It was the sixth game against a Power 4 opponent that was a one possession (3pts or less) game, win or lose
- The 83 points were the most by a Winthrop team against a nationally-ranked opponent
- The Eagles knocked down a season-high 15 threes in the game, the most versus a Power 4 opponent since the team had 16 on Nov. 22, 2021 in a 92-86 loss at Washington State
- The 15 threes were tied for the most against a Top 25 opponent
- On Nov. 15, the Eagles earned a 105-69 victory over Mercer, the largest margin of victory over a non-conference opponent since defeating Holy Cross 89-51 on Nov. 17, 2023 (+38)
- The 105 points are the second-most against an NCAA D1 non-conference opponent (106 vs. Central Connecticut State on Jan. 18, 1993 is the most)
- Winthrop led by as much as 43 in the win over Mercer, the largest lead vs. a D1 opponent under Mark Prosser
- It was the largest lead held by an Eagle team vs. a D1 opponent since they led Liberty by 43 on Feb. 28, 2006
- That season the Eagles defeated Birmingham-Southern for the largest margin of victory over a D1 opponent (+41) and led by as much as 48 in the game
- It was the 12th 100-point game under Prosser, whose Eagles set a program record with six games of 100 or more in 2024-25
- Scored a season-low 66 points at Coastal Carolina and were just 13-for-23 at the foul line after going 50-for-60 in the first two games
- Eagles had scored 90 or more points in two straight meetings with Coastal
- Eagles had just 14 (6&8) turnovers in back-to-back games (at George Mason/at Coastal Carolina), the lowest in back-to-back games since the 2023-24 team has 14 in back-to-back in a win over Elon (7) and loss at Georgia (7)
- The Eagles have lost the last five games in which they've committed less than 10 turnovers in the game and are 12-8 in the last 20
- Suffered first loss of the season at George Mason, 96-90
- It was the most points the Eagles have given up on a non-conference road game since Dec. 4, 2018 in a 99-81 loss at Davidson
- In the loss to the Patriots the Eagles finished with zero second chance points (first time since 11/20/21 at Vanderbilt)
- Eagles attempted 29 free throws in the game, but George Mason went to the line 43 times
- It's the most free throw attempts against the Eagles since Mar. 7, 2025 in the opening round of the Big South Tournament quarterfinal vs. Longwood (42)
- It's the most against a non-conference opponent since Florida State had 42 on Dec. 22, 2023 in a 67-61 victory over the Eagles
- This season the Eagles have had at least 23 or more free throw attempts in a game and as many as 39 at George Mason
- Opened up the season with an 81-74 win over Queens at the Field of 68 Opening Day Marathon
- The Eagles picked up right where they've left off the last two seasons at the free throw line, earning 60 free throw attempts in the first two games
- Led the nation in free throw attempts per game (28.5) last year and were 4th in makes per game (19.1)
- Set a program record for free throws attempted (970) and free throws made (648) in a single-season
- Eagles replaced their entire starting lineup from 2024-25 and lost 89 percent of its total points
- Lost 81 percent of its total rebounds and 91 percent of its total three-point field goals
- Eagles are shooting 83 percent at the free throw line in the first two games (50-for-60)
- Hold an all-time mark of 133-98 in the month of November, 139-150 in the month of December, 256-189 in January, 236-153 in Febru-

EAGLE EYE VIEW OF THE TEAM

- ary and 56-36 in March
- Mark Prosser coached his 100th game as head coach of the Eagles on Nov. 15 and captured his 100th career win the same day
- The win also marked the 800th in program history
- The 100th win for Prosser came on a three-pointer at the buzzer-beater
- It was the first buzzer beater win for the Eagles since Keon Johnson's jumper as time expired in an 86-84 victory at Radford on Jan. 13, 2016
- Voted to finish fifth in the Big South Conference Preseason Poll, one vote behind Radford (4th) and Longwood (3rd)
- Winthrop has 10 or more threes in 50 games in the Prosser Era (Hold a 39-11 record in those 50 contests and 12-4 when hitting 13 or more)
- Over the last five seasons Winthrop is 100-15 when leading at the half (154-26 since the start of the 2015-16 season/168-35 since the 2014-15 season)
- In the last 14 seasons the Eagles are 193-29 when leading at the half, 47-101 when trailing and 11-4 when tied
- In the last 223 victories, the Eagles have won by double-figures in 136 of them (61%)
- Over the last 14 seasons Winthrop is 182-72 when attempting 20 or more free throws, 59-14 when attempting 30 or more, 12-3 when attempting 40 or more and 1-1 when attempting 50-plus
- During that same time span, Winthrop is 80-75 when it has less than 20 free throw attempts
- Have won 20 of the last 23 games attempting 30 or more free throws after having lost 4-of-5 prior
- In the last 14 seasons Winthrop is 81-13 when making 10 or more threes and attempting 20 or more free throws in same game
- Since 2012-13 the Eagles have more wins than any other Big South Conference school (266), 28 more than the next team (Radford -238)

LOOKING BACK AT 2024-25

- Season ended with an 81-69 loss to High Point in the Big South Conference Championship game
- Won 10 of the last 12 games that included two five-game win streaks (both losses to High Point)
- Finished with a 16-2 home mark, tying the program record for the most in a single-season
- Earned 23 victories on the year, with the 20th coming in the final regular season road game in an 85-59 win at Longwood
- It is the 15th 20-win season in the history of the program and the 23 wins tied for th 5th most in a single-season
- Finish 11-5 in the Big South and tied for second place with UNC Asheville (received the 3rd seed)
- Reached 10 league wins for the 21st time in program history and 10 wins before conference play began for the first time since 2015-16
- Led the nation in free throw attempts per game (28.5) and were 4th in makes per game (19.1)
- The Eagles broke a program record scoring 84.5 ppg, which ranked 6th nationally in 2024-25
- It broke the record set by the 1992-93 team that averaged 83.6 ppg (30 games)
- Last year's team was 23-3 when scoring 70 or more points
- It was the just the 5th time in program history an Eagle team averaged 80 or more points per game in a season
- Finished as one of the top rebounding teams in 2024-25, ranked 25th nationally in rebounds per game (38.59)
- Had the most steals in a season (270) since the 2009-10 team had 283 and the 8th most by any Winthrop team
- Set a program record for most games with 100 or more points (6)
- Kelton Talford earned All-Big South First Team Honors while Kasen Harrison and K.J. Doucet were named Honorable Mention

CURRENT BIG SOUTH MEMBERS

(ranked by overall wins)	Since (2012-13)		2025-26	2025-26
School	Overall	Big South	Overall	Big South
Winthrop	267-150	153-69	3-3	0-0
Radford	238-192	130-92	2-5	0-0
UNC Asheville	232-184	136-82	2-3	0-0
High Point	230-186	130-92	5-1	0-0
Gardner-Webb	220-205	129-95	0-6	0-0
Longwood	180-248	87-137	3-3	0-0
USC Upstate**	152-237	40-76	3-4	0-0
Presbyterian College	136-281	61-160	3-5	0-0
Charleston Southern*	111-242	57-133	4-3	0-0

(Games Through Nov. 23, 2025)

* Charleston Southern had 51 wins (31 conference wins and 3 conference tournament wins vacated)

** USC Upstate overall record from 2012-13 - 2017-18 in Atlantic Sun Conference



Queens - Daylen Berry
 at George Mason - Josh Meo
 at Coastal Carolina - Logan Duncomb
 Mercer - Kareem Rozier
 at Arkansas - Kareem Rozier
 at Jackson St. - Seifeldin Hendawy
 at Nebraska -
 S.C. State -
 at LIU -
 Coastal Carolina -
 Toccoa Falls -
 Bob Jones -
 at North Dakota -
 Clinton -
 at Texas Tech -
 at Longwood -
 Gardner-Webb -
 Charleston Sou. -
 at USC Upstate -
 High Point -
 at UNC Asheville -
 Radford -
 at Presbyterian -
 UNC Asheville -
 at Radford -
 Longwood -
 at Gardner-Webb -
 USC Upstate -
 at High Point -
 at Charleston Sou. -
 Presbyterian -

NEXT EAGLES WIN WILL...

- Be the first Power 4 win since an 82-74 win at Washington (11/27/21)
- Be back-to-back road wins
- Just the 2nd win all-time against a Big Ten opponent
- Give Prosser his 124th career win and 119th win as an NCAA D1 coach
- Give the program 824 victories all-time
- Be the 683rd all-time at the NCAA D1 level

WINTHROP

All-Time Head Coaches (Wins)

Coach	Wins	Losses	Pct.
Gregg Marshall	194	83	.700
Pat Kelsey	186	95	.663
Nield Gordon	160	100	.615
Mark Prosser	81	55	.596
Randy Peele	77	82	.484
Steve Vacendak	74	98	.430
Dan Kenney	51	113	.331

EAGLE EYE VIEW OF THE TEAM

- Paul Jones III was named to the All-Freshman Team

TEAM STREAKS

- Have hit at least one three-point basket in 420 consecutive games
- Have 13 straight seasons with 10 or more home wins
- Have been Top 3 scoring in the Big South for 10 straight seasons
- Connected on 11 or more threes in three straight games

HEAD COACH MARK PROSSER

- In his fifth season as head coach of the Eagles and 9th season overall as a head coach
- He became the 7th head coach in program history and joined all previous head coaches in winning their first game coaching the Eagles
- Coached in his 100th game at the helm of the Eagles on Nov. 15 and earned his 100th career win in the same game
- Coached his 200th game and earned his 50th victory at Winthrop on Jan. 10 and earned an 81-71 road win
- Mark Prosser is coaching in his 255th game (227th at NCAA D1 level)
- Prosser is now 4th on the all-time wins list at Winthrop with 81, passing Randy Peele (77)
- Led the Eagles to 23 wins in 2021-22, the most by any first-year head coach in program history
- Coached the Eagles to another 23-win season in 2024-25 as the team broke the school record for scoring average (84.7), free throws made (648 and free throws attempted (970)
- Prosser joined Steve Vacendak, Gregg Marshall and Randy Peele as the only coaches to start their Winthrop career 2-0
- Became 1-of-3 Winthrop coaches to win their first Big South Conference regular season game and to start 2-0 (Dan Kenney/Gregg Marshall) and just Prosser and Marshall began their Big South career 5-0
- First Winthrop coach to reach at least 11 league wins in first season at the helm (finished with 14)
- Guided the team to its first ever win over a PAC 12 opponent with an 82-74 win at Washington (11/27/21)
- Came to the Eagles after three years as head coach of Western Carolina
- In his second season with the Catamounts he and his staff put together the nation's second biggest turnaround in D1 men's basketball (12-win improvement)
- Spent six seasons at Winthrop as an Associate Head Coach (Assistant coach - 1st year)
- Holds a career record of 123-131 (118-108) at the NCAA D1 level)
- Graduated from Marist and then became a student assistant three seasons before joining the staff at Wofford as an assistant coach in 2002-03
- After one season he became an assistant coach at Bucknell (2003-08)
- While at Bucknell, the Bison upset Kansas in the 2005 NCAA Tournament
- Returned to Wofford as an assistant coach in 2008 where he remained until taking the head coaching job at Brevard College in 2011-12
- After one season he left Brevard to join the Winthrop coaching staff

NATIONAL STATISTICAL RANKING (as of 11/24/25)

Category	Rank (Top 75)
Turnovers PG	16th (8.8)
Turnover Margin	22nd (6.0)
Three-point FG per game	35th (10.8)
Three-point FG attempts per game	56th (28.8)
Three-point FG %	60th (.376)
Assist/Turnover Ratio	66th (1.55)

Assist/Turnover Ratio

Kareem Rozier 9th (6.75)

Three-Point FG Per Game

Kareem Rozier 31st (3.33)

Three-Point FGM

Kareem Rozier 20th (20)

NON-CONFERENCE OPPONENTS (D1 only)

TEAM	RECORD	NET	NATIONAL RANK
Queens	3-4		-
George Mason	5-0		-
Coastal Carolina	4-3		-
Mercer	3-2		-
Arkansas	5-1		#21
Jackson State	0-6		-
Nebraska	6-0		-
South Carolina St.	0-6		-
LIU	3-3		-
North Dakota	3-5		-
Texas Tech	4-2		#15
	36-32		
	Games through 11/23/25		

All South Carolina D1 Schools (2025-26)

Team	W	L	Pct.
Clemson	6	1	.857
South Carolina	4	2	.667
Wofford	4	2	.667
Coastal Carolina	3	2	.600
Charleston Southern	4	3	.571
Furman	3	3	.500
Winthrop	3	3	.500
Charleston	3	4	.429
USC Upstate	3	4	.429
The Citadel	2	3	.400
Presbyterian College	3	5	.385
South Carolina St.	0	6	.000
Totals	38	38	.500

(Games through Nov. 23)

STATS AVERAGE PER MONTH (2025-26)

Month	FG%	FT%	3PT%	Reb.	APG	TOPG	BPG	SPG	PPG (Games)
November	.441	.750	.376	34.5	13.7	8.8	2.3	7.2	84.2 (6)
December	.000	.000	.000	0.0	0.0	0.0	0.0	0.0	0.0
January	.000	.000	.000	0.0	0.0	0.0	0.0	0.0	0.0
February	.000	.000	.000	0.0	0.0	0.0	0.0	0.0	0.0
March	.000	.000	.000	0.0	0.0	0.0	0.0	0.0	0.0

2025-26 EAGLE TRENDS

THE EAGLES RECORD

Overall: 3-3
At home: 1-0
On the road: 1-3
At a neutral site: 1-0
In the Big South: 0-0
Big South Home: 0-0
Big South Away: 0-0
Overtime: 0-0
Night Tip: 1-3
Daytime Tip: 1-0
Morning Tip: 1-0
Win the Opening Tip: 2-1
Lose the Opening Tip: 1-2
Nationally ranked opponents: 0-0
Opponents receiving votes: 0-0
ACCNX: 0-0
BTN: 0-0
ESPN+: 1-2
ESPN2: 0-0
ESPNU: 0-0
YouTube: 1-0
SECN+: 0-1
SWAC TV: 1-0
Play a team with a record over .500: 1-2
A team with a record below .500: 1-0
A team with a record of .500: 1-1
Lead at halftime: 2-1
Trail at halftime: 0-2
Tied at halftime: 1-0
Lead 10+ at halftime: 1-0
Trail 10+ at halftime: 0-0
Score first: 2-1
1st possession is a turnover: 0-0
1st possession is a made FG: 1-1
1st possession is a missed FGA: 1-3
1st possession is a made FT: 0-0
1st possession is a missed FT: 0-0
Make First Field Goal Attempt: 1-1
Miss First Field Goal Attempt: 1-3

SCHEDULED TIME OF TIP/DAY OF WEEK

(record by time zone, not just EST)

Tip at 8 a.m.: 1-0
Tip at 12 p.m.: 0-0
Tip at 2 p.m.: 1-0
Tip at 3 p.m.: 0-0
Tip at 4 p.m.: 0-0
Tip at 4:30 p.m.: 0-0
Tip at 6:30 p.m.: 0-0
Tip at 7 p.m.: 2-2
Tip at 7:30 p.m.: 0-0
Monday: 1-0
Tuesday: 0-2
Wednesday: 0-0
Thursday: 0-0
Friday: 1-0
Saturday: 1-0
Sunday: 1-0

SCORING

Scores between 10-19: 0-0
20-29 points: 0-0
30-39 points: 0-0
40-49 points: 0-0
50-59 points: 0-0
60-69 points: 0-1
70-79 points: 0-0
80-89 points: 2-1
90-99 points: 0-1
100-plus points: 1-0
Shoot 10-19 percent from the field: 0-0
20-29%: 0-0
30-34%: 0-0
35-39%: 1-2
40-44%: 0-0
45-49%: 1-1
50-59%: 1-0
60-plus: 0-0
Higher FG% than opponent: 2-0
Lower FG % than opponent: 1-3
FG% is the same: 0-0
Hit 7 or more threes: 3-3
Hit less than 7 threes: 0-0

Attempt less than 20 threes: 0-0
Attempt 20 or more threes: 3-3
Attempt 30 or more threes: 1-1
Turn ball over less than 10 times: 1-2
10-15 times: 2-1
16-20 times: 0-0
21-plus: 0-0
Make more free throws: 3-1
Make fewer free throws: 0-2
Make same free throws: 0-0
Attempt more free throws: 2-1
Attempt fewer free throws: 1-2
Attempt same free throws: 0-0
Have more rebounds: 2-0
Have fewer rebounds: 0-3
Have same rebounds: 1-0
Have more turnovers: 0-1
Have fewer turnovers: 3-2
Have same turnovers: 0-0
Have more steals: 3-2
Have fewer steals: 0-1
Have same steals: 0-0

LATE IN THE GAME(regulation only)

Lead with five minutes left: 3-0
Trail with five minutes left: 0-3
Tied with five minutes left: 0-0
Lead with one minute left: 3-1
Trail with one minute left: 0-2
Tied with one minute left: 0-0
Bench scores more points: 3-1
Bench scores fewer points: 0-1
Bench scores same points: 0-0
1 Score Double-Figures: 0-0
2 Score Double-Figures: 0-0
3 Score Double-Figures: 2-1
4 Score Double-Figures: 0-0
5 Score Double-Figures: 0-1
6 Score Double-Figures: 1-0
7 Score Double-Figures: 0-0

GAMES DECIDED BY...

1 point: 0-1
2 points: 0-0
5 points or less: 0-0
6-9 points: 1-2
Double-figures: 2-0

First Basket (POINT) is a...

Jumper: 1-0
Lay-up/Tip-in: 1-0
Dunk: 0-0
Free Throw: 0-1
Three-Pointer: 1-2

POINTS OFF TURNOVERS

Score more off turnovers: 3-2
Outscored off turnovers: 0-1
Tied in points off turnovers: 0-0

POINTS IN PAINT

Score more points in paint: 2-1
Outscored in paint: 1-2
Tied in points in paint: 0-0

2ND CHANCE POINTS

Score more 2nd chance points: 3-2
Outscored in 2nd chance points: 0-1
Tied in 2nd chance points: 0-0

SCHOOLS FROM...

Arkansas: 0-1
Georgia: 1-0
Indiana: 0-0
Kentucky: 0-0
Mississippi: 1-0
Nebraska: 0-0
New York: 0-0
North Carolina: 1-0
North Dakota: 0-0
South Carolina: 0-1
Texas: 0-0
Virginia: 0-1

YEAR-BY-YEAR RECORDS

(Member of NCAA D1 Level Only)					
Year	Overall	Home	Away	Non-Conf.	BSC
25-26	3-3	0-0	1-3	3-3	0-0
24-25	23-11	16-2	5-8	10-7	11-5
23-24	17-15	11-5	6-9	9-7	8-8
22-23	15-17	10-4	4-11	5-9	10-8
21-22	23-9	13-0	7-7	9-7	14-2
20-21	23-2	11-1	10-0	5-1	17-1
19-20	24-10	12-4	10-6	7-7	15-3
18-19	18-12	11-3	7-8	8-5	10-6
17-18	19-12	11-3	7-8	6-5	12-6
16-17	26-7	14-3	12-3	8-4	15-3
15-16	23-9	14-1	7-7	10-4	13-5
14-15	19-13	11-3	6-10	7-7	12-6
13-14	20-13	12-3	5-10	10-7	10-6
12-13	14-17	11-4	2-12	8-7	6-10
11-12	12-20	7-5	4-11	4-10	8-10
10-11	13-17	9-4	4-10	4-8	9-9
09-10	19-14	12-2	6-11	7-8	12-6
08-09	11-19	7-6	4-12	2-10	9-9
07-08	22-12	12-3	6-7	12-8	10-4
06-07	29-5	15-0	12-3	15-5	14-0
05-06	23-8	15-1	7-6	10-5	13-3
04-05	27-6	16-0	9-4	12-5	15-1
03-04	16-12	10-4	5-7	6-5	10-6
02-03	20-10	11-3	9-4	8-6	11-3
01-02	19-12	9-4	7-5	6-7	10-4
00-01	18-13	11-1	5-7	5-9	11-3
99-00	21-9	13-1	6-7	8-5	11-3
98-99	21-8	12-1	7-6	10-6	9-1
97-98	7-20	4-9	4-10	3-11	4-8
96-97	12-15	9-4	3-10	7-6	5-9
95-96	7-19	4-8	3-10	1-11	6-8
94-95	7-20	5-7	2-12	3-8	4-12
93-94	4-23	3-9	1-13	1-8	3-15
92-93	14-16	7-5	4-10	9-5	5-11
91-92	6-22	4-11	2-10	3-11	2-12
90-91	8-20	6-7	2-12	3-10	5-9
89-90	19-10	14-4	5-7	13-4	6-6
88-89	16-13	14-5	2-8	10-5	5-7
87-88	17-13	12-3	5-10	9-6	5-7
86-87	8-20	5-5	3-14	7-12	1-7
85-86	20-9	14-2	5-6	14-6	5-3
Totals	682-535	419-154	220-331	295-279	361-245

THE EAGLES' RECORD IN WINTHROP COLISEUM

Season	Won	Lost	Pct.
1982-83	7	8	.467
1983-84	12	5	.706
1984-85	11	4	.733
1985-86	14	2	.875
1986-87	5	5	.500
1987-88	12	3	.800
1988-89	14	5	.737
1989-90	14	4	.778
1990-91	6	7	.462
1991-92	4	11	.267
1992-93	7	5	.583
1993-94	3	9	.250
1994-95	5	7	.417
1995-96	4	8	.333
1996-97	9	4	.692
1997-98	4	9	.308
1998-99	12	1	.923
1999-00	13	1	.929
2000-01	11	1	.917
2001-02	9	4	.692
2002-03	11	3	.786
2003-04	10	4	.714
2004-05	16	0	1.000
2005-06	15	1	.938
2006-07	15	0	1.000
2007-08	12	3	.800
2008-09	7	6	.538
2009-10	12	2	.857
2010-11	9	4	.692
2011-12	7	5	.583
2012-13	11	4	.733
2013-14	12	3	.800
2014-15	11	3	.786
2015-16	14	1	.933
2016-17	14	3	.824
2017-18	11	3	.786
2018-19	11	3	.786
2019-20	12	4	.750
2020-21	11	1	.916
2021-22	13	0	1.000
2022-23	10	4	.692
2023-24	11	5	.688
2024-25	13	1	.923
2025-26	1	0	1.000
38 Years	445	166	.728

2025-26 EXTRAS

WINTHROP RECORD ACCORDING TO STARTING LINEUP

Wilson, Rozier, Berry, Clouet, Duncomb 3-3

WINTHROP RECORD WHEN LEADING SCORER IS...

Rozier 1-1
Berry 1-1
Duncomb 1-1
Meo 0-1

WINTHROP RECORD WHEN LEADING REBOUNDER IS...

Boyogueno 1-0
Clouet 1-0
Meo 1-0
Duncomb 1-1
Berry 0-1
Nnamoko 0-1

WINTHROP RECORD WHEN LEADER IN ASSISTS IS...

Clouet 1-0
Rozier 2-2
Wilson 0-1

WINTHROP RECORD WHEN OPPONENT...

Shoots less than 30%: 0-0
30-34%: 0-0
35-39%: 0-0
40-44%: 3-0
45-49%: 0-2
50-59%: 0-1
60-plus: 0-0
Makes 25 or more FG: 1-2
Makes fewer than 25 FG: 2-1
Makes 7 or more 3PT FG: 1-2
Makes 6 or less 3PT FG: 2-1
Makes more than 15 FTs: 1-2
Makes 15 or fewer FTs: 2-1
Commits 13 or fewer TOs: 1-1
Commits 14 or more TOs: 2-2
Scores the first point(s) of 2nd half: 3-3

WINTHROP RECORD WHEN OPPONENT HAS...

A 20-point scorer: 0-3
A 30-point scorer: 0-0
A 40-point scorer: 0-0
More than one 20-point scorer: 0-2
No players in double-figures: 0-0
1 Player in double-figures: 0-0
2 Players in double-figures: 0-0
3 Players in double-figures: 1-2
4 Players in double-figures: 1-1
5 or more players in double-figures: 1-0
6 or more players in double-figures: 0-0

Margin of Victory/Defeat

Breakdown of Eagles' margin of victory...

1	2	3	4	5	6	7	8	9	10	11-15	16-20	21-25	26+
-	-	-	-	-	-	1	-	-	-	-	1	-	1

Breakdown of Eagles' margin of defeat...

1	2	3	4	5	6	7	8	9	10	11-15	16-20	21-25	26+
1	-	-	-	-	2	-	-	-	-	-	-	-	-

WINTHROP CURRENT STREAKS

OVERALL

All Games W1
Big South Games Overall W3
Ranked opponent L4

HOME

All Games W2
Non-Conference Home Games W8
Big South Home Games W1

ROAD

All Games W1
Big South Road Games W4
Non-Conference Road Games W1

NEUTRAL

At Neutral Sites W1
Ranked opponents L3
Unranked opponents W1

EAGLES CURRENT STREAKS VS. BIG SOUTH OPPONENTS

Charleston Southern W11
Gardner-Webb W1
High Point L5
Longwood W3
Presbyterian College W2
Radford W1
UNC Asheville W2
USC Upstate W4

RECORD AT WINTHROP COLISEUM

Winthrop Record At Winthrop Coliseum When It Scores...

	Since 2004-05	All-Time (D1 level)
100+:	26-1	34-1
90-99:	35-0	52-1
80-89:	56-8	93-8
70-79:	63-9	120-30
60-69:	44-14	77-49
50-59:	18-16	23-39
40-49:	1-6	1-10

When Winthrop Allows () Points At Winthrop Coliseum...

100+:	1-1
90-99:	13-16
80-89:	29-33
70-79:	66-46
60-69:	116-30
50-59:	99-10
40-49:	52-4
30-39:	5-0

THE LAST TIME...

SCORING

Scored 70-79 points
78 vs. Radford, 2-12-25 (W, 78-74)
Scored 80-89 points
80 at Jackson State, 11-23-25 (W, 80-63)
Scored 90-99 points
90 at George Mason, 11-7-25 (L, 96-90)
Scored 100+ points
105 vs. Mercer, 11-15-25 (W, 105-69)
Both Team Score 100 Points Or More
UNC Asheville, 2-26-14 (W, 107-100 in OT)
Held opponent to 40-49 points
Charleston Southern, 2-7-24 (W, 67-46)
Held opponent to 30-39 points
Lenoir-Rhyne, 11-20-12 (W, 59-35)
Held opponent to 20-29 points
at College of Charleston (29), 2-26-83 (L, 29-23)
Allowed 70-79 points
72 at Coastal Carolina, 11-11-25 (L, 72-66)
Allowed 80-89 points
84 at #21 Arkansas, 11-18-25 (L, 84-83)
Allowed 90-99 points
96 at George Mason, 11-7-25 (L, 96-90)
Allowed 100 points or more
100 at High Point, 2-28-24 (L, 100-96 in OT)
Scored 50 in a half
vs. Mercer, 11-15-25 (55-2nd half)
Scored 60 in a half
vs. Piedmont, 11-4-24 (66-2nd half)
Scored 70 in a half
vs. Pfeiffer, 11-13-18 (73-1st half)
Allowed 50 in a half
at George Mason, 11-7-25 (53-2nd half)
Allowed 60 in a half
vs. Mercer, 12-21-24 (61-2nd half)
Held Opponent under 20 points in a half
vs. Toccoa Falls, 11-29-22 (13-1st half)
Held Big South Opponent under 20 points in a half
vs. (7) High Point, 3-4-22 (17-1st half)
Scored under 20 points in a half
vs. Presbyterian College, 2-21-24 (19-2nd half)
Won by 20-29 points
at Longwood, 2-27-25 (W, 85-59/+26)
Won by 30-39 points
Mercer, 11-15-25 (W, 105-69/+36)
Won by 40-49 points
vs. Bob Jones, 12-12-24 (W, 103-55/+48)
Won by 50+ points
vs. Piedmont, 11-4-24 (W, 125-65/+60)
Lost by 20-29 points
vs High Point, 2-15-25 (L, 88-66/-22)
Lost by 30-39 points
at Auburn, 11-24-17 (L, 119-85)
Lost by 40-49 points
vs. Duke, 3-14-02 (L, 84-37/-47)
Lost by 50+ points
at Syracuse, 11-22-96 (L, 106-51/-55)
Had 3 players in double-figures
at Jackson State, 11-23-25 (Duncomb 14, Hendawy 12, Hamilton 10)
Had 4 players in double-figures
at #21 Arkansas, 11-18-25 (Rozier 23, Clouet 16, Duncomb 13, Berry 11)
Had 5 or more players in double-figures
at George Mason, 11-7-25 (Berry 17, Meo 17, Duncomb 16, Clouet 13, Rozier 12)
Had 6 or more players in double-figures
vs. Mercer, 11-15-25 (Rozier 20, Meo 18, Clouet 14, Berry 11, Kamarad 11, Hendawy 10)
Had 7 or more players in double-figures
vs. Piedmont, 11-4-24 (Talford 17, Baker 16, Jolly 15, K. Harrison 14, Doucet 13, Jones III 11, Hamilton 10)

3-POINT SHOOTING

Hit 10 or more threes
at Jackson State, 11-23-25 (11)
Hit 15 or more threes
at #21 Arkansas, 11-18-25 (15)
Allowed 10 or more threes
at Coastal Carolina, 11-11-25 (12)
Allowed 15 or more threes
at Penn State, 11-7-22 (18)
Did not hit a three-pointer in a game
vs. Presbyterian College, 2-14-12 (0-8)
Held opponent without a three-pointer
at Liberty, 1-22-15 (0-10)
Shot 60 percent from three (10 made min.)
vs. Charleston Southern, 1-27-16 (17-28/.607%)

MISCELLANEOUS

Played a ranked team
at #21 Arkansas 11-18-25 (Lost, 84-83)
Won in overtime
vs. Radford, 1-13-24 (W, 92-88 in 3OT)
Lost in overtime
at High Point, 2-28-24 (L, 100-96 in OT)
Won At The Buzzer
vs. William & Mary, 11-15-24 (W, 86-85 / Bryce Baker GW Corner 3-pointer)
Lost At The Buzzer
at Fresno State, 11-10-19 (L, 77-74)
Played In Double-Overtime
vs. Charleston Southern, 2-23-19 (W, 80-78)
Played In Triple-Overtime
vs. Charleston Southern 1-15-25 (W, 102-97)
Played Overtime In Non-Conference Game
vs. Mercer, 11-13-21 (W, 88-85 in OT)
Played Overtime In Non-Conference Home Game
vs. Furman, 11-30-16 (W, 58-57/OT)
Played Overtime In Non-Conference Road Game
at Illinois, 11-21-16 (W, 84-80/OT)
Played In Back-to-Back Overtime Games:
1-3-24 vs. Longwood / 1-6-24 at USC Upstate
Won a game when trailing at the half
vs. N.C. Central, 11-17-24 (Trailed 40-39, Won 77-75)
Won a game when trailing at the half on the road
at Campbell, 1-14-23 (Trailed 38-33, Won 78-74)
Lost road game when leading at half
at George mason, 11-7-24 (Led 40-35, Lost 96-90)

FIELD GOAL SHOOTING

Shot 50-59 percent from field
vs. (6) Longwood, 3-8-25 (.569-Won, 88-79)
Shot 60 percent or better from field
vs. USC Upstate, 1-2-25 (.607-Won 95-76)
An opponent shot 50-59 percent from field
at #21 Arkansas, 11-18-25 (.500-Lost, 84-83)
An opponent shot 60 percent or better from field
Campbell, 2-22-23 (.600-Won 95-93 in OT)
Shot 50-59 percent from the field in a half
at Jackson State, 11-23-25 (.580-2nd half)
Shot 60-69 percent from the field in a half
at Presbyterian College, 2-19-25, (.600-1st half)
Shot 70 percent or better from the field in a half
vs. Brevard College, 11-8-23 (.704-2nd half)
Shot 50 percent or better in each half
vs. UNC Asheville, 3-1-25 (1st-.529/2nd. 571)

REBOUNDING

Pulled down 50 rebounds or more
vs. Bob Jones, 12-12-24 (56)
Pulled down 60 rebounds or more
vs. Piedmont, 12-4-24 (63)
Allowed 50 or more rebounds
at George Mason, 11-7-25 (50)
Pulled down 60 rebounds or more
vs. Pfeiffer, 11-25-19 (61)
Had 40 or more defensive rebounds
vs. Pfeiffer, 11-25-19 (45)
Had 20 Offensive rebounds
vs. Bob Jones, 12-12-24 (20)
Allowed opponent 20 Offensive rebounds
vs. LIU, 11-25-24 (20)
Outrebounded Opponent by 20
vs Bob Jones (+40/56-16, W, 103-55)
Outrebounded by 20
at High Point, 1-25-25 (-20/47-27, L 84-62)

FREE THROW SHOOTING

Shot 100 percent from FT Line (10 made min.)
vs. Coastal Carolina, 2-18-16 (20-20)
Shot 50 percent or less from FT Line (15 FTA min.)
at Xavier, 12-16-23 (7-for-19/37%)
Attempted 30-39 Free Throws
vs. Mercer, 11-15-25 (37)
Attempted 40-49 free throws
vs. Gardner-Webb, 2-1-25 (40)
Attempted 50 or more free throws
at High Point, 2-28-24 (50)

ASSISTS

Dished out 20 or more assists
at Jackson State, 11-23-25 (20)
Dished out 25-29 or more assists
at Hampton, 1-16-20 (26)
Dished out 30 or more assists
vs Pfeiffer, 11-25-19 (31)

STEALS/BLOCKS

Had 15 Or More Steals
vs. Brevard, 11-8-23 (15)
No Steals in a game
vs. Villanova 3-19-21
Had 10 or More Blocks
vs. LIU, 11-26-24 (10)
No Blocks in a game
at Louisville, 11-22-24

TURNOVERS

Commit 5 or fewer turnovers in a game
vs. Coastal Carolina, 12-7-24 (5)
Commit 20 or more turnovers in a game
vs. Georgia Southern, 11-16-24 (20)
Commit 30 or more turnovers in a game
No games since 1994-95 (no team game-by-game available prior)

WINTHROP PLAYER

Score 20-29 Points
11-18-25 at #21 Arkansas, 11-18-25 (Kareem Rozier, 23)
Score 30-39 Points
3-1-25 vs. UNC Asheville (K.J. Doucet, 30)
Score 40 Or More Points
2-9-17 at UNC Asheville (Keon Johnson, 40)
Had two players score 20 or more points same game
11-11-25 at Coastal Carolina (Logan Duncomb, 21 / Daylen Berry, 20)
Had three players score 20 or more points same game
2-8-25 at USC Upstate (Kelton Talford 22, Nick Johnson 21, Kasen Harrison 20)
Hit 10 Field Goals Or More
Kasen Harrison at High Point, 2-28-24 (10-of-17)
Made 10 or more free throws
K.J. Doucet vs. UNC Asheville, 3-1-25 (10-of-10)
Made 5 or more threes
Kareem Rozier at #21 Arkansas, 11-18-25 (7-of-10)
Had 20 or more rebounds
Xavier Cooks at Longwood, 2-15-17 (20)
Had 20 points, 20 rebounds same game
Xavier Cooks at Longwood, 2-15-17 (21 points, 20 rebounds)
Dish Out 10 Or More Assists
Chandler Vaudrin/Russell Jones Jr. vs. (8) High Point, 3-1-21
Record 5 Or More Steals
Cory Hightower (5, at Middle Tennessee State, 11-16-21)
Have 5 Or More Blocks
Josh Ferguson vs. ETSU, 11-17-18 (5)
Registered A Double-Double (Guard)
Nick Johnson (10 points, 10 rebounds at Presbyterian College, 2-19-25)
Registered A Double-Double (Forward/Center)
Kelton Talford (14 points, 15 rebounds vs. (2) UNC Asheville, 3-8-25)
Two Players Record Double-Double
Kelton Talford (17 points, 12 rebounds), Nick Johnson (10 points, 10 rebounds) at Presbyterian, 2-19-25
Registered A Triple-Double
Chandler Vaudrin (10 points, 12 rebounds, 10 assists vs. (8) High Point, 3-1-21)

2025-26 MISC. STATS

Most 1st Half Points

Winthrop 50 vs. Mercer
Opponents 43 at George Mason/at #21 Arkansas

Most 2nd Half Points

Winthrop 55 vs. Mercer
Opponents 41 at #21 Arkansas

Fewest 1st Half Points

Winthrop 30 at Coastal Carolina
Opponents 35 vs. Queens

Fewest 2nd Half Point

Winthrop 36 at Coastal Carolina
Opponents 30 vs. Mercer/Jackson St.

Largest Half Time Lead

Winthrop 11 vs. Mercer
Opponents 7 at Coastal Carolina

Largest Margin of Victory

Winthrop 36 vs. Mercer
Opponents n/a

Largest Deficit in Win

Winthrop 7 at Jackson St.

Largest Deficit In Loss

Winthrop 14 at Coastal Carolina

Largest Lead In Loss

Winthrop 6 at George Mason

Largest Lead In Win

Winthrop 11 vs. Queens

Most Points 1st OT

Winthrop n/a
Opponents n/a

Most Points 2nd OT

Winthrop n/a
Opponents n/a

Most Points 3rd OT

Winthrop n/a
Opponents n/a

Career numbers (below) only reflect NCAA D1 level

First Player To Score

Duncomb	2
Rozier	2
Clouet	1
Wilson	1

Berry	0	19
Clouet	0	5
Hamilton	0	5
Nnamoko	0	2
Duncomb	0	1

20-29 Points	Sea.	Car.
Berry	2	7
Duncomb	1	1
Rozier	2	2
Clouet	0	1

First Off The Bench

Meo	4
Hendawy	2
Kamarad	1
Nnamoko	1

Blocks Leader	Sea.	Car.
Duncomb	3	10
Hamilton	2	22
Clouet	2	4
Nnamoko	1	22
Boyogueno	1	9
Hendawy	1	1
Thomas	1	1
Kamarad	0	7
Berry	0	4
Wilson	0	1

30+ Points	Sea.	Car.
Clouet	0	1

Points Leader

Points Leader	Sea.	Car.
Berry	2	9
Duncomb	2	2
Rozier	2	2
Meo	1	6
Clouet	0	6
Thomas	0	1

Dunks	Sea.	Car.
Hendawy	2	2
Hamilton	1	10
Boyogueno	1	n/a
Duncomb	1	4
Kamarad	0	3

40+ Points	Sea.	Car.
none		

10+ Assists	Sea.	Car.
n/a		

Rebound Leader

Rebound Leader	Sea.	Car.
Duncomb	2	3
Boyogueno	1	8
Nnamoko	1	6
Berry	1	4
Clouet	1	1
Meo	1	1
Hamilton	0	1
Thomas	0	1

Double-Figures	Sea.	Car.
Berry	5	25
Duncomb	5	7
Rozier	3	9
Meo	2	17
Clouet	2	15
Kamarad	2	3
Hendawy	2	2
Hamilton	1	2
Boyogueno	0	9
Thomas	0	3
Nnamoko	0	2
Wilson	0	2

10+ Rebounds	Sea.	Car.
Duncomb	1	1
Berry	0	4
Boyogueno	0	2
Hamilton	0	1
Nnamoko	0	1

20+ Rebounds	Sea.	Car.
none		

Assist Leader

Assist Leader	Sea.	Car.
Rozier	4	19
Wilson	1	12
Clouet	1	3
Berry	0	8
Boyogueno	0	3

5+ Steals	Sea.	Car.
Rozier	0	1

Steals Leader

Steals Leader	Sea.	Car.
Rozier	3	13
Kamarad	2	5
Boyogueno	1	8
Wilson	1	7

Double-Doubles	Sea.	Car.
Duncomb	1	1
Berry	0	4
Boyogueno	0	2
Hamilton	0	1
Thomas	0	1

20/20 Pts/Reb	Sea.	Car.
none		

Triple-Doubles	Sea.	Car.
none		

EAGLE EYE VIEW OF THE TEAM

LAST 10 WINS

80-62, at Jackson St., 11-23-25
 105-69, vs. Mercer, 11-15-25
 81-74, vs. Queens 11-3-25
 86-67, vs. (2) UNC Asheville, 3-8-25
 88-79, vs. (6) Longwood, 3-7-25
 103-90, vs. UNC Asheville, 3-1-25
 85-59, at Longwood, 2-27-25
 81-77, at Presbyterian, 2-19-25
 78-74, vs. Radford, 2-12-25
 105-95, at USC Upstate, 2-8-25

LAST 10 LOSSES

84-83, at #21 Arkansas, 11-18-25
 72-66, at Coastal Carolina, 11-11-25
 96-90, at George Mason, 1-7-25
 81-68, vs. (1) High Point, 3-9-25
 88-66, vs. High Point, 2-15-25
 84-62, at High Point, 1-25-25
 93-84, at UNC Asheville, 1-18-25
 89-83, at Gardner-Webb, 1-8-25
 87-67, at Radford, 1-4-25
 77-68, at Indiana, 12-29-24

Winthrop All-Time Record By Months

November	133-98 (.576)
December	139-150 (.481)
January	256-189 (.576)
February	236-152 (.607)
March	57-36 (.613)

Record By Days Of The Week Since 2012-13

Year	Monday	Tuesday	Wednesday	Thursday	Friday	Saturday	Sunday	Overall
12-13	0-0	3-3	4-5	0-1	0-0	6-8	1-0	14-17
13-14	0-0	2-1	7-5	1-0	1-0	8-5	1-2	20-13
14-15	3-1	1-0	5-3	2-2	1-1	6-5	1-1	19-13
15-16	2-0	3-2	3-2	3-2	2-1	9-1	1-1	23-9
16-17	1-0	3-0	5-0	6-2	1-1	9-3	1-1	26-7
17-18	1-0	1-4	3-1	3-2	1-3	7-2	3-0	19-12
18-19	1-0	1-3	2-2	5-3	0-0	8-4	1-0	18-12
19-20	3-1	1-0	1-1	9-3	1-1	8-3	1-1	24-10
20-21	2-0	3-0	2-0	7-0	3-1	3-0	3-0	23-1
21-22	1-2	2-2	4-1	4-0	2-0	10-3	0-1	23-9
22-23	0-1	2-2	7-4	0-1	0-1	6-8	0-0	15-17
23-24	0-1	2-1	5-2	1-1	2-3	5-7	2-0	17-15
24-25	2-1	1-1	6-1	3-0	2-1	8-5	1-2	23-11
25-26	1-0	0-2	0-0	0-0	1-0	1-0	1-0	3-3
Totals	17-7	25-21	55-27	43-17	17-13	94-54	19-9	267-149

Double Digit Deficits In A Win (Since 2012-13) (most recent in Bold/Italic)

19	2-1-23 vs. Longwood	W	76-74
15	1-13-24 vs. Radford	W	92-88 (3OT)
15	12-31-22 vs. UNC Asheville	W	62-60
15	11-13-21 vs. Mercer	W	88-85 OT
15	3-8-20 vs. (5) Hampton	W	76-68
15	1-25-14 vs. VMI	W	58-57
15	1-5-19 at UNCA	W	80-65
14	2-13-19 vs. PC	W	93-85
14	12-20-16 vs. Georgia Southern	W	86-84
13	11-15-24 vs. William & Mary	W	86-85
13	1-24-15 vs. Campbell	W	71-63
12	12-5-23 vs. Queens	W	88-82
12	1-16-20 at Hampton	W	116-95
12	11-28-18 at Tennessee Tech	W	82-70
12	12-29-18 vs. Prairie View	W	76-62
12	11-21-16 at Illinois	W	84-80 OT
12	3-5-14 vs. Liberty	W	77-65
12	11-9-13 vs. Roanoke College	W	93-74
11	1-3-24 vs. Longwood	W	68-60 OT
11	1-14-23 at Campbell	W	78-74
11	2-5-22 at Hampton	W	69-57
11	1-26-22 at USC Upstate	W	95-91 OT
11	1-20-22 at Presbyterian	W	60-58
11	12-21-19 vs. Elon	W	85-80
11	1-24-18 at Longwood	W	95-78
11	1-19-17 vs. UNCA	W	76-73
11	2-26-14 vs. UNCA	W	107-100 OT
10	1-22-22 vs Gardner-Webb	W	64-62
10	2-18-21 at High Point	W	76-70
10	12-16-17 at Alabama State	W	88-80
10	1-12-18 at Charleston Southern	W	64-53
10	12-17-16 at Hampton	W	86-79
10	12-29-16 at Charleston Southern	W	84-68
10	1-24-16 at Longwood	W	82-68

Double Digit Leads In A Loss (Since 2012-13)

23	1-6-16 at UNCA	L	85-84
18	1-20-24 at Gardner-Webb	L	79-74
17	1-27-24 vs. High Point	L	83-81
18	1-26-19 at PC	L	99-91
17	1-10-15 at Gardner-Webb	L	65-64
16	2-11-15 at High Point	L	73-72
15	3-9-25 vs. (1) High Point	L	81-69
15	12-7-19 vs. Coastal Carolina	L	92-88
14	11-14-17 at Colorado State	L	80-76
14	1-28-17 vs. High Point	L	83-80 OT
12	11-11-23 vs. Drexel	L	74-72
12	1-7-23 at Longwood	L	85-71
12	12-15-21 at Elon	L	63-61
12	1-17-15 vs. Radford	L	85-77
12	2-1-14 at High Point	L	65-64
12	2-19-13 at Gardner-Webb	L	65-52
11	2-6-13 at UNC Asheville	L	69-56
10	1-18-24 vs. UNC Asheville	L	82-77
10	2-21-19 at Radford	L	87-81
10	1-26-14 at Radford	L	58-57

2025-26 STARTERS BY GAME

DATE	OPPONENT	G	G	G/F	F	F/C
11/3	vs. Queens	Rozier	Wilson	Berry	Clouet	Duncomb
11/7	at George Mason	Rozier	Wilson	Berry	Clouet	Duncomb
11/11	at Coastal Carolina	Rozier	Wilson	Berry	Clouet	Duncomb
11/15	Mercer	Rozier	Wilson	Berry	Clouet	Duncomb
11/18	at #21 Arkansas	Rozier	Wilson	Berry	Clouet	Duncomb
11/23	at Jackson St.	Rozier	Wilson	Berry	Clouet	Duncomb

2025-26 SPECIALTY STATS

DATE/OPPONENT		IN PAINT	OFF-TO	2ND CHANCE	FAST BREAK	BENCH	TIES/LEAD	LARGEST	BIGGEST
		(WU/OPP)	(WU/OPP)	(WU/OPP)	(WU/OPP)			LEAD	DEFICIT
11/3	vs. Queens	30/38	15/10	20/15	10/4	24/23	8/8	11	5
11/7	at George Mason	24/28	16/8	0/10	16/10	30/20	12/8	6	10
11/11	at Coastal Carolina	24/22	20/14	4/12	7/5	7/12	2/2	2	14
11/15	Mercer	42/30	27/11	12/10	23/14	55/24	0/1	43	4
11/18	at #21 Arkansas	34/40	9/10	16/12	9/16	20/45	11/9	5	8
11/23	at Jackson St.	38/20	21/11	14/7	17/8	41/25	5/4	21	7
Totals		192/178	108/64	66/66	82/57	177/149	38/32	Largest - 43	Biggest - 14
Averages		32.0/29.7	18.0/10.7	11.0/11.0	13.7/9.5	29.5/24.8			

MARK PROSSER

Mark Prosser is in his fifth season at the helm of the men's basketball program.

Prosser became the 7th head coach in Winthrop men's basketball history when he was introduced Apr. 2., 2021.

On Nov. 15, Prosser earned his 100th career win as the Eagles defeated William & Mary 86-85 on a buzzer beater.

Last season he guided the Eagles to their second 23-win season during his tenure. The team also advanced to the Big South Championship game before falling to top-seeded High Point. It was the 2nd championship appearance under Prosser.

The 2024-25 team broke the program record for points per game (84.7), free throws made (648) and free throws attempted (970). Winthrop also led all of NCAA D1 in free throws made and attempted per game.

In 2023-24 the Eagles battled their way through injuries that led to 11 different starting lineups, finishing the season 17-15.

The team was one of the most aggressive teams in the nation and it showed with the second-most free throw attempts in program history (856). The Eagles also converted the second-most free throws made in a single-season at 601.

Winthrop finished first in the nation in free throw attempts per game at 26.8.

For the second time in three seasons the Eagles had nine non-conference victories, which included an 85-68 victory at Little Rock and 90-87 win at Coastal Carolina.

The Eagles battled through a injury-riddled 2022-23 and finished the season 15-17 overall and 10-8 in the Big South.

In his first season with the Eagles he guided them to the Big South Conference Championship game and a 23-win season.

The 23 wins were the most by any coach in program history in their first season. It was the third time a first-year head coach won 20 or more games.

He joined Gregg Marshall as the only coaches in program history to begin conference play 5-0 in their first season.

On Nov. 27, 2021 he led the Eagles to the program's first ever win over a PAC-12 opponent with an 82-74 victory at Washington.

The Eagles posted a 13-0 home record, just the third time in program history a team finished with a perfect record at home.

Prosser has spent the previous three seasons as the head coach of the Western Carolina men's basketball program and is no stranger to Winthrop. In April of 2012, Prosser was hired as an assistant coach under Pat Kelsey and then served as Associate Head Coach from August of 2013 until his departure to Western Carolina in the spring of 2018.

Before departing for Western Carolina, Prosser played a role in helping bring the Winthrop men's basketball program back to the top of the Big South Conference, which was achieved when the Eagles captured the 2017 Big South Conference Championship and returned to the NCAA Tournament.

"My family and I could not be more excited to come home to Winthrop University and the Rock Hill community," said Prosser. "We'd like to thank Dr. Halpin, Dr. Hynd, the Board of Trustees and the entire Winthrop community for entrusting us with one of the most prestigious college basketball programs in the country."

In just his second season at the helm of the Catamounts program, Prosser led the team to a 12-win improvement to finish the season at 19-12. It was the second-most improved mark across NCAA Division I men's basketball. That season the team reached the Southern Conference semifinals before falling to eventual champion ETSU. That season Prosser's achievement was recognized by College Insider as he was

honored as the Skip Prosser 'Man of the Year' award, which is named after his father.

Winthrop has been one of the top three-point shooting teams in the Big South Conference and nationally over the last 5-6 years and Prosser's teams in three seasons averaged 9.15 threes per game, which included a program record for a single-season with 302 in 2019-20. In 2018-19 the team set the program record for threes in a single-season, which now sits as the second-most.

Prosser began his coaching career as an assistant coach with Wofford College in Mike Young's first season (2002-03). During that season the Terriers posted a 14-15 mark, which included a 79-77 victory at Virginia Tech. In the Southern Conference, Wofford posted an 8-8 record and advanced to the quarterfinals of the conference tournament.

Following his year at Wofford, Prosser headed to Bucknell as an assistant from 2003-08 under Pat Flannery.

It was at Bucknell that Prosser experienced the most post-season success as the Bison scored two NCAA Tournament upset victories during his tenure. In 2005, the 14th-seeded Bison upset No. 3 Kansas in the first round, earning the award for "Best Upset" at the 2005 ESPY Awards, and finished the year ranked 25th overall nationally with a 23-10 record. The following season, No. 9 seed Bucknell defeated No. 8 Arkansas in March Madness.

In 2005-06, the Bison went undefeated in Patriot League play, the first team to do so in conference history. The team was ranked in the top 25 for the first time in school history and featured Patriot League Player of the Year Charles Lee. For the NCAA Tournament, the Bison were seeded 9th and defeated Arkansas in the first round. In the second round they were defeated by Memphis to end the season at 27-5, the best record in school history.

While at Bucknell, Prosser signed 2008 Patriot League All-Freshman team selection Todd O'Brien and was involved in the player development of Charles Lee, who went on to sign a professional contract with the NBA's San Antonio Spurs. Lee was a three-time All-Patriot League selection and the 2006 Patriot League Player of the Year.

In the summer of 2008, Prosser returned to the sidelines at Southern Conference-member Wofford. During his first season back in Spartanburg in 2008, the Terriers set a school record with 12 SoCon wins. In addition, the team posted its first winning overall record since moving to the NCAA Division I level. The following year, Prosser helped Wofford reach a school-record 26 wins along with the Southern Conference Championship and a trip to the NCAA Tournament.

All told, with Prosser on the bench in Spartanburg, the Terriers posted a 63-36 (.636) overall record, highlighted by back-to-back SoCon regular season and tournament championships, and consecutive appearances in the NCAA Tournament. He helped Wofford to a then school-record 26 victories in 2009-10 with a second 20-win season in 2010-11 with a squad that led the SoCon in assists and was also first in assist/turnover margin. Wofford also was eighth in the nation in 3-point percentage and 12th in overall field goal percentage.

Prosser was instrumental in the development of three-time first-team All-SoCon selection Noah Dahlgren, a post player who scored more than 2,000 career points and was twice dubbed SoCon Tournament MVP.

A native of Wheeling, W.Va., Prosser played collegiately at Marist College in Poughkeepsie, N.Y., before a knee injury ended his career prematurely. He began his coaching career as a student assistant coach at Marist until his graduation in 2002, helping the Red Foxes to a share of the Metro-Atlantic Athletic Conference (MAAC) regular season title in 2001-02.

Prosser and his wife Emily are the parents of two -- a daughter, Ava Grayce and a son, Declan.



Career Record

Winthrop: 81-55

Career: 123-131

Big South: 43-23

Coaching Experience

1999-2002

Marist

Student Assistant

2002-03

Wofford College

Assistant Coach

2003-08

Bucknell

Assistant Coach

2008-11

Wofford College

Assistant Coach

2011-12

Brevard College

Head Coach

2012-2013

Winthrop

Assistant Coach

2013-18

Winthrop

Associate Head Coach

2018-21

Western Carolina

Head Coach

2021-present

Winthrop

Head Coach

Playing Experience

1998-99

Marist

MARK PROSSER ERA



Prosser Facts

- Hired as the 7th head coach in Winthrop men's basketball history on Apr. 2, 2021
- Earned his first win at Winthrop on Nov. 9, 2021 with a 110-78 victory over Mary Baldwin as all seven head coaches in program history won in their debut
- Became the 3rd Winthrop coach in program history to win 20 games in first season
- First Winthrop coach to 14 league wins in first season and one of only two to do so in league history (Terry Truax of Towson - 14 in 1992-93)
- Became the 4th coach in program history to begin Winthrop career 2-0
- Prosser and Marshall are also the only coaches to start Big South career 5-0
- Joined Dan Kenney and Gregg Marshall as the only Winthrop coach to get a win in their first Big South Conference regular season contest
- Led Eagles to first ever win over PAC 12 opponent with an 82-74 win at Washington on Nov. 27, 2021
- The win at Washington was the first over a Power 5 team in his career (8th meeting ever vs. Power 5 and is now 1-7)
- Has been on staff for nine conference championship title games and five NCAA Tournament appearances
- Between being the head coach and an assistant coach he's represented Winthrop in 202 games on the bench
- Moved into 4th on the all-time wins list at Winthrop, passing Randy Peele (77) during the 2025 Big South Tournament
- 2024-25 team set program record for free throws attempted, free throws made and scoring average for a single-season

WINTHROP 1ST YEAR HEAD COACHING RECORDS

Mark Prosser	23-9
Nield Gordon	22-9
Gregg Marshall	21-8 (29 game season)
Randy Peele	20-11
Pat Kelsey	14-17
Dan Kenney	14-16
Steve Vacendak	8-20 (28 game season)

PROSSER TRENDS

	<u>WIN</u>	<u>Career</u>
Lead at the half:	63-14	94-27
Trail at the half:	15-39	24-100
Tied at the half:	3-2	5-4
Double-Figure leads at the half:	29-3	41-4
Double-Figure deficit at the half:	3-15	6-47
Score 100+:	10-0	15-0
Score 90+:	23-2	38-3
Score 80+ :	52-11	76-21
Score 70+:	67-20	108-47
Score 60+:	75-45	116-108
Score less than 60:	1-11	1-33
Allow 100+:	0-1	0-4
Allow 90+:	7-6	11-22
Allow 80+:	18-25	31-66
Allow 70+:	39-47	66-108
Allow 60+:	61-52	96-126
Allow less than 60 points:	19-1	26-3
Shoot 50% or better:	49-5	72-15
Shoot 40% or better:	74-29	108-77
Shoot 70% or better at FT Line:	45-28	69-63
Shoot 80% or better at FT Line:	20-11	32-21
Higher field goal percentage:	72-11	106-25
Lower field goal percentage:	8-43	16-104
Same field goal percentage:	0-1	0-2
Outrebound opponent:	50-8	82-37
Outrebound opponent 10+:	22-1	35-6
Outrebounded by opponent:	29-46	35-87
Rebounds are even:	2-1	5-7
More free throw attempts:	66-28	89-63
Fewer free throw attempts:	11-24	28-71
Free throw attempts are even:	3-2	5-6
Make 7+ 3's:	63-29	98-78
Make 10+ 3's:	39-11	65-28
Day games:	29-20	55-52
Night games:	51-34	66-78
Morning games:	1-0	2-0
Games on Monday:	5-4	7-9
Games on Tuesday:	7-8	9-13
Games on Wednesday:	21-8	28-33
Games on Thursday:	8-2	11-8
Games on Friday:	6-6	7-13
Games on Saturday:	30-22	54-51
Games on Sunday:	4-2	6-3

Games Decided By:

1 point:	5-3
2 points:	11-8
5 points or less:	31-30
6-9 points:	30-30
Double-figures:	59-69

PROSSER ALL-TIME RECORD vs. OPPONENTS

Team	Games	Overall	Home	Road	Neutral	BSC Tourney	PF	PA
Anderson (S.C.)	2	1-1	0-1	1-0	0-0	0-0	145	140
Arkansas	1	0-1	0-0	0-1	0-0	0-0	83	84
Auburn	1	0-1	0-0	0-1	0-0	0-0	65	89
Averett	1	1-0	1-0	0-0	0-0	0-0	99	56
Barton	1	0-1	0-0	0-0	0-1	0-0	55	89
Belmont Abbey	1	0-1	0-1	0-0	0-0	0-0	80	90
Brevard	1	1-0	1-0	0-0	0-0	0-0	98	44
Bryan	1	1-0	1-0	0-0	0-0	0-0	70	64
Bob Jones	2	2-0	2-0	0-0	0-0	0-0	193	104
Bowling Green	1	0-1	0-0	0-1	0-0	0-0	52	73
Campbell	3	3-0	2-0	1-0	0-0	0-0	247	239
Carson-Newman	2	0-2	0-1	0-1	0-0	0-0	108	153
Carver College	1	1-0	0-0	0-0	1-0	0-0	83	52
Catawba College	2	0-2	0-1	0-1	0-0	0-0	106	135
Charleston Sou.	8	8-0	4-0	4-0	0-0	0-0	643	549
Chattanooga	6	3-3	1-2	2-1	0-0	0-0	466	470
Citadel	7	5-2	3-0	2-1	0-1	0-0	604	579
Clemson	1	0-1	0-0	0-1	0-0	0-0	56	78
Coastal Carolina	5	2-3	1-1	1-2	0-0	0-0	397	408
College of Charleston	2	1-1	0-1	1-0	0-0	0-0	150	147
Converse	1	1-0	1-0	0-0	0-0	0-0	78	40
Drexel	1	0-1	0-0	0-0	0-0	0-0	72	74
Duquesne	1	0-1	0-0	0-1	0-0	0-0	57	74
Eastern Michigan	1	1-0	0-0	0-0	1-0	0-0	101	87
Elon	2	1-1	1-0	0-1	0-0	0-0	139	133
ETSU	7	0-7	0-3	0-3	0-1	0-0	477	567
Florida State	3	0-2	0-0	0-3	0-0	0-0	199	228
Furman	8	1-7	1-3	0-4	0-0	0-0	576	644
Gardner-Webb	10	6-4	3-2	2-2	1-0	1-0	756	725
George Mason	1	0-1	0-0	0-1	0-0	0-0	90	96
Georgia	2	0-2	0-0	0-2	0-0	0-0	141	169
Georgia Southern	1	0-1	0-0	0-0	0-0	0-0	87	89
Hampton	1	0-0	1-0	0-0	0-0	0-0	69	57
Hartford	1	1-0	1-0	0-0	0-0	0-0	82	75
High Point	9	2-7	1-2	0-4	1-1	1-0	645	703
Hiwassee	1	1-0	1-0	0-0	0-0	0-0	94	55
Holy Cross	1	1-0	1-0	0-0	0-0	0-0	89	51
Indiana	1	0-0	0-1	0-0	0-0	0-0	68	77
IUPUI	1	1-0	1-0	0-0	0-0	0-0	74	61
Iowa	1	0-1	0-0	0-1	0-0	0-0	60	78
Jackson State	1	0-0	1-0	0-0	0-0	0-0	80	62
Jacksonville	2	2-0	1-0	1-0	0-0	0-0	173	159
Jacksonville State	1	0-1	0-0	0-0	0-1	0-0	53	84
Lees-McRae	1	1-0	1-0	0-0	0-0	0-0	71	55
Lenoir-Rhyne	2	1-1	1-0	0-1	0-0	0-0	133	130
Little Rock	2	2-0	0-0	2-0	0-0	0-0	167	135
Lincoln Memorial	2	0-2	0-1	0-1	0-0	0-0	101	153
LIU	1	1-0	1-0	0-0	0-0	0-0	87	65
Longwood	10	5-5	3-0	1-3	1-2	1-1	766	757
Louisville	1	0-1	0-0	0-1	0-0	0-0	61	76
LSU	1	0-1	0-0	0-1	0-0	0-0	81	89
Mars Hill	2	2-0	1-0	1-0	0-0	0-0	169	156
Mary Baldwin	1	1-0	1-0	0-0	0-0	0-0	110	78
Mercer	11	6-5	5-1	0-4	1-0	0-0	897	837
Middle Tennessee	2	1-1	1-0	0-1	0-0	0-0	141	144
Mississippi State	1	0-1	0-0	0-0	0-1	0-0	63	84
Montevallo	1	0-1	0-1	0-0	0-1	0-0	40	83
Mount Olive	1	0-1	0-0	0-1	0-0	0-0	78	100
Newberry	3	1-2	1-1	0-1	0-0	0-0	239	261
North Carolina A&T	3	3-0	2-0	1-0	0-0	0-0	258	216
North Carolina Central	1	1-0	0-0	0-0	0-0	0-0	77	75
North Carolina State	1	0-1	0-0	0-1	0-0	0-0	67	100
North Georgia	1	0-1	0-0	0-1	0-0	0-0	66	75
North Greenville	1	0-1	0-0	0-1	0-0	0-0	61	68
Penn St.	1	0-1	0-0	0-1	0-0	0-0	68	93
Piedmont	4	4-0	4-0	0-0	0-0	0-0	407	226
Presbyterian	8	7-1	3-1	4-0	0-0	0-0	576	539
Queens	3	3-0	1-0	1-0	1-0	0-0	255	231
Radford	8	4-4	3-1	1-2	0-1	0-1	567	579
Samford	5	3-2	2-0	1-2	0-0	0-0	422	391
SMU	1	0-1	0-0	0-1	0-0	0-0	65	98
South Carolina	1	0-1	0-0	0-1	0-0	0-0	62	72
South Carolina St.	1	1-0	1-0	0-0	0-0	0-0	81	67
Southern Miss	2	0-2	0-0	0-0	0-2	0-0	115	145
Stetson	1	1-0	0-0	1-0	0-0	0-0	70	64
Tennessee Tech	2	2-0	1-0	1-0	0-0	0-0	165	151
Toccoa Falls	2	2-0	2-0	0-0	0-0	0-0	212	114
Troy	1	0-1	0-0	0-0	0-1	0-0	64	66
Tusculum	2	0-2	0-1	0-1	0-0	0-0	113	140
UNC Asheville	13	8-5	4-1	3-4	0-0	1-0	974	1,024
UNC Greensboro	6	1-5	0-3	1-2	0-0	0-0	393	465
UNC Wilmington	1	1-0	0-0	0-0	1-0	0-0	98	76
USC Upstate	8	6-2	3-1	3-1	0-0	0-0	726	623
Vanderbilt	1	0-1	0-0	0-1	0-0	0-0	63	77
VCU	1	0-1	0-0	0-1	0-0	0-0	68	93
VMI	7	2-5	1-2	1-2	0-1	0-0	547	575
Virginia Tech	1	0-1	0-0	0-1	0-0	0-0	52	58
Wake Forest	1	0-1	0-0	0-1	0-0	0-0	64	71
Washington	1	1-0	0-0	1-0	0-0	0-0	82	74
Washington State	1	0-1	0-0	0-1	0-0	0-0	86	92
William & Mary	1	1-0	1-0	0-0	0-0	0-0	86	85
Wingate	2	0-2	0-1	0-1	0-0	0-0	110	147
Wofford	6	2-4	1-2	1-2	0-0	0-0	405	474
Wright State	1	0-1	0-0	0-1	0-0	0-0	73	96
Xavier	2	0-2	0-0	0-2	0-0	0-0	120	149
Young Harris	2	0-2	0-1	0-1	0-0	0-0	140	171
TOTALS	254	123-131	72-37	39-79	9-12	4-3	19,055	18,247

WINTHROP'S ALL-TIME 30/40-POINT GAMES

40-POINT GAMES

Melvin Branham (Jr.)	45	Jan. 10, 1994 at Charleston Southern
David McMahan	42	Jan. 15, 1996 vs. Coastal Carolina
Keon Johnson	40	Feb. 9, 2017 at UNC Asheville
Michael Jenkins	40	Nov. 10, 2006 vs. North Greenville
Fred McKinnon	40	Nov. 29, 1985 vs. Morris College

30-POINT GAMES

Keon Johnson	39	Feb. 4, 2017 vs. Campbell
Mike Gaither	39	Nov. 18, 1982 vs. Coker College (Clover, SC)
Keon Johnson	38	Nov. 21, 2016 at Illinois
Jimmy Gavin	38	Nov. 27, 2015 at North Carolina State (Raleigh, NC)
Greg Lewis	38	Dec. 21, 1999 vs. UNC Greensboro
Keon Johnson	37	Dec. 31, 2016 vs. Radford
Robbie Waldrop	37	Feb. 12, 1998 at Charleston Southern
Xavier Cooks	36	Feb. 15, 2018 at Gardner-Webb
Keon Johnson	36	Jan. 27, 2016 vs. Charleston Southern
Fred McKinnon	36	Feb. 2, 1985 at Livingstone College
Charles Brunson	36	Nov. 25, 1980 at Voorhees
Sin'Cere McMahon	35	Feb. 8, 2023 at UNC Asheville
Nych Smith	35	Jan. 26, 2019 at Presbyterian College
Fred McKinnon	35	Jan. 16, 1986 vs. Central Wesleyan College
Charles Brunson	35	Feb. 4, 1982 vs. Erskine
Charles Brunson	35	Dec. 10, 1980 at Belmont Abbey
David McMahan	34	Dec. 30, 1995 at Georgia State
Charles Brunson	34	Nov. 22, 1980 at Morris College
Charles Brunson	34	Nov. 19, 1980 vs. Allen University
Patrick Good	33	Nov. 22, 2021 at Washington State
Andre Jones	33	Dec. 27, 2011 at Georgia
Michael Jenkins	33	Mar. 6, 2008 vs. UNC Asheville (Big South Tourney Championship game)
Greg Lewis	33	Feb. 18, 2002 vs. Coastal Carolina
George Henson	33	Feb. 10, 1990 at Campbell
Shaun Wise	33	Dec. 28, 1989 at US International
Charles Brunson	33	Jan. 11, 1981 at Webber College
Josh Ferguson	32	Dec. 7, 2019 vs. Coastal Carolina
Keon Johnson	32	Feb. 13, 2016 at Radford
Keon Johnson	32	Dec. 31, 2015 vs. Campbell
Keon Johnson	32	Nov. 24, 2015 at USC Upstate
Torrell Martin	32	Feb. 24, 2007 at Coastal Carolina
Torrell Martin	32	Feb. 20, 2006 at Liberty
Melvin Branham (Jr.)	32	Jan. 27, 1994 at Towson State
Mark Hailey (Sr.)	32	Feb. 20, 1993 vs. Radford
Eddie Gay (Sr.)	32	Dec. 13, 1992 vs. The Citadel
Charles Brunson	32	Jan. 16, 1982 at USC-Aiken
Charles Brunson	32	Jan. 15, 1981 at USC-Spartanburg
Patrick Good	31	Jan. 20, 2022 at Presbyterian College
Keon Johnson	31	Mar. 3, 2017 vs. #4 Gardner-Webb
Keon Johnson	31	Mar. 2, 2017 vs. #8 Charleston Southern
Keon Johnson	31	Jan. 28, 2017 vs. High Point
Jimmy Gavin	31	Mar. 6, 2016 vs. UNC Asheville (Buies Creek, NC-Big South Tourney Championship game)
Jimmy Gavin	31	Feb. 27, 2016 at Campbell
Torrell Martin	31	Dec. 4, 2006 at #12 Wisconsin
Ted Houpt	31	Feb. 12, 1987 at Howard University
Fred McKinnon	31	Nov. 22, 1985 vs. Wingate
Charles Brunson	31	Feb. 8, 1982 vs. Presbyterian College
Donnie Creamer	31	Dec. 9, 1978 at Erskine
Patrick Good	30	Feb. 19, 2022 at UNC Asheville
D.J. Burns Jr.	30	Nov. 9, 2021 vs. Mary Baldwin
Xavier Cooks	30	Dec. 5, 2017 at Georgia
Keon Johnson	30	Dec. 19, 2015 at Georgia Southern
Keon Moore	30	Jan. 3, 2015 vs. High Point
Tyson Waterman	30	Feb. 12, 1999 vs. Charleston Southern
Ronnie Creamer	30	Jan. 15, 1979 at Francis Marion
LaShawn Coulter	30	Jan. 21, 1995 at UNC Asheville
Mark Hailey (Jr.)	30	Nov. 23, 1991 vs. Averett College
Greg Washington	30	Dec. 15, 1988 vs. East Carolina
Fred McKinnon	30	Feb. 10, 1985 vs. Armstrong State
Ronnie Creamer	30	Nov. 18, 1978 vs. Catawba

Indv./Team Most Points Single-Game

Top 10 Individual Scoring Performances Home/Away

Home

42	David McMahan	(vs. Coastal Carolina, 1-15-96)
40	Michael Jenkins	(vs. North Greenville, 11-10-06)
	Fred McKinnon	(vs. Morris College, 11-29-85)
	Keon Johnson	(at UNC Asheville, 2-9-17)
39	Keon Johnson	(vs. Campbell, 2-4-17)
38	Greg Lewis	(vs. UNC Greensboro, 12-21-99)
37	Keon Johnson	(vs. Radford, 12-31-16)
36	Keon Johnson	(vs. Charleston Southern, 1-27-16)
35	Fred McKinnon	(vs. Central Wesleyan College, 1-16-86)
	Charles Brunson	(vs. Erskine College, 2-4-82)

Away

45	Melvin Branham Jr.	(at Charleston Southern, 1-10-94)
40	Keon Johnson	(at UNC Asheville, 2-9-17)
38	Keon Johnson	(at Illinois, 11-21-16)
	Jimmy Gavin	(at N.C. State, 11-27-15)
37	Robbie Waldrop	(at Charleston Southern, 2-12-98)
36	Xavier Cooks	(at Gardner-Webb, 2-15-18)
	Fred McKinnon	(at Livingstone College, 2-2-85)
	Charles Brunson	(at Voorhees, 11-25-80)
35	Sin'Cere McMahon	(at UNC Asheville, 2-8-23)
	Nych Smith	(at Presbyterian College, 1-26-19)
	Charles Brunson	(at Belmont Abbey, 12-10-80)
34	Charles Brunson	(at Mooris College, 11-22-80)
33	Patrick Good	(at Washington State, 11-22-21)
	Andre Jones	(at Georgia, 12-27-11)
	Michael Jenkins	(at UNC Asheville, 3-6-08)
	George Henson	(at Campbell, 2-10-90)
	Shaun Wise	(at U.S. International, 12-28-89)
	Charles Brunson	(at Webber College, 1-11-81)

Top 5 Individual Scoring Performances vs. Big South Opponents

All Games

45	Melvin Branham Jr.	(at Charleston Southern, 1-10-94)
42	David McMahan	(vs. Coastal Carolina, 1-15-96)
40	Keon Johnson	(at UNC Asheville, 2-9-17)
39	Keon Johnson	(vs. Campbell, 2-4-17)
37	Keon Johnson	(vs. Radford, 12-31-16)

Home

42	David McMahan	(vs. Coastal Carolina, 1-15-96)
39	Keon Johnson	(vs. Campbell, 2-4-17)
37	Keon Johnson	(vs. Radford, 12-31-16)
36	Keon Johnson	(vs. Charleston Southern, 1-27-16)
32	Keon Johnson	(vs. Campbell, 12-31-15)

Away

45	Melvin Branham Jr.	(at Charleston Southern, 1-10-94)
40	Keon Johnson	(at UNC Asheville, 2-9-17)
36	Xavier Cooks	(at Gardner-Webb, 2-15-18)
35	Sin'Cere McMahon	(at UNC Asheville, 2-8-23)
	Nych Smith	(at Presbyterian College, 1-26-19)
33	George Henson	(at Campbell, 2-10-90)
32	Keon Johnson	(at Radford, 2-13-16)
	Torrell Martin	(at Coastal Carolina, 2-24-07)
	Torrell Martin	(at Liberty, 2-20-06)
	Melvin Branham Jr.	(at Towson St., 1-27-94)

Most Point In Home/Away Game (Top 10)

Home

134	Pfeiffer, 11-13-18	W, 134-99
132	Morris, 11-29-85	W, 132-73
130	Johnson & Wales, 12-12-96	W, 130-33
127	Pfeiffer, 11-25-19	W, 127-83
125	Piedmont, 11-4-24	W, 125-65
116	Warren Wilson, 11-24-18	W, 116-76
116	Rio Grande (OH), 12-28-15	W, 116-84
113	Toccoa Falls, 12-29-23	W, 113-62
110	Mary Baldwin	W, 110-78
109	Hiwassee, 12-16-18	W, 109-66
109	Catawba, 11-18-78	W, 109-92
108	VMI, 1-6-07	W, 108-76
108	U.S. International, 1-12-91	W, 108-81

Away

116	at Hampton, 1-16-20	W, 116-95
109	at VMI, 1-31-07	Won, 109-76
107	at USC Upstate, 12-13-20	Won, 107-77
105	at USC Upstate, 2-8-25	Won, 105-95
102	at Pembroke St., 1-10-86	Won, 102-99
101	at UNC Asheville, 2-9-17	Lost, 104-101
101	at Charleston Sou., 1-10-94	Won, 101-96
101	at Central Connecticut, 12-4-92	Won, 101-93
101	at Benedict College, 2-20-86	Won, 101-76
97	at USC Aiken, 1-14-82	Won, 97-90
97	at Wofford, 1-31-80	Won, 97-78

Most Points Home/Away vs. Big South Opponents (Top 10)

Home

108	vs. VMI, 1-6-07	Won, 108-76
107	vs. UNCA, 2-26-14	Won, 107-100 (OT)
106	vs. VMI, 2-4-09	Lost, 110-106 (OT)
104	vs. UNCA	Won, 104-71
102	vs. Charleston Sou., 1-15-25	Won, 102-97 (3OT)
101	vs. Hampton, 2-9-19	Won, 101-91
100	vs. Coastal Carolina, 2-18-02	Won, 100-74
99	vs. Gardner-Webb, 1-11-20	Won, 99-95 (3OT)
98	vs. Armstrong St., 2-17-86	Won, 98-81
98	vs. VMI, 2-8-06	Won, 98-65
97	vs. Gardner-Webb	Won, 97-88
97	vs. Towson St., 2-23-95	Won, 97-93
96	vs. Gardner-Webb, 2-1-25	Won, 96-93
96	vs. VMI, 1-7-10	Won, 96-63

Away

116	at Hampton, 1-16-20	W, 116-95
109	at VMI, 1-31-07	Won, 109-76
107	at USC Upstate, 12-13-20	W, 107-77
101	at UNC Asheville, 2-9-17	Lost, 104-101
101	at Charleston Sou., 1-10-94	Won, 101-96
96	at High Point, 2-28-24	Lost, 100-96 OT
95	at USC Upstate, 1-26-22	Won, 95-91 OT
95	at Longwood, 1-24-18	Won, 95-78
94	at Coastal Carolina, 1-7-94	Lost, 103-94
93	at Presbyterian Col., 2-25-17	Won, 93-56
93	at UMBC, 1-25-93	Lost, 99-93
91	at Presbyterian College, 1-26-19	Lost, 99-91
90	at Gardner-Webb, 2-15-18	Won, 90-71
90	at Towson St., 2-23-95	Lost, 92-90
90	at UNC Asheville, 2-5-90	Won, 90-89
90	at Radford, 1-14-05	Won, 90-75

WINTHROP TEAM/INDIVIDUAL RECORDS

MISC. RECORDS

Most Games Played	39 (1980-81/31-8)
Most Wins	31 (1980-81)
Most Wins (D1 member)	29 (2006-07)
Fewest Wins	4 (1993-94)
Most Losses	23 (1993-94)
Fewest Losses	5 (2006-07)
Best Winning Percentage	.818 (29-5/2006-07)
Worst Winning Percentage	.148 (4-23/1993-94)
Most Home Wins	16 (2004-05/2024-25)
Most Home Wins In Winthrop Coliseum	16 (2004-05/2024-25)
Most Home Losses	11 (1991-92)
Most Home Losses In Winthrop Coliseum	11 (1991-92)
Most Road Wins	12 (1978-89/2006-07/2016-17)
Most Road Losses	13 (1993-94)
Longest Winning Streak	21 (2019-20 to 2020-21)
Longest Winning Streak (single-season)	19 (2006-07)
Longest Losing Streak	13 (1986-87)
Most Big South Wins	15 ('04-05/'16-17/'19-20)
Most Big South Losses	15 (1993-94)
Longest Winning Streak (Big South)	16 (2006-07/single-season)
Longest Winning Streak (Big South)	22 (2004-05 to 2005-06)
Longest Losing Streak (Big South)	10 (1993-94/single-season)
Longest Losing Streak (Big South)	14 (1993-94 to 1994-95)

SINGLE-GAME RECORDS (Team)

Most Points Scored	134, vs. Pfeiffer (11-13-18)
Largest Margin of Victory	97 vs. Johnson & Wales (12-7-96)
Largest Margin of Victory (D1 opponent)	44 vs. VMI (84-41/1-23-08)
Largest Margin of Defeat	57 vs. Seton Hall (106-49/12-29-90)
Largest Margin of Defeat (D1 member)	57 vs. Seton Hall (106-49/12-29-90)
Fewest Points Allowed	22 vs. Lander (11-16-81)
Most Points First Half	73 vs. Pfeiffer (11-13-18)
Most Point Second Half	71 vs. Morris (11-29-85)
Fewest Points Scored	23 vs. Col. of Charleston (2-26-93)
Fewest Points First Half	6 vs. Col. of Charleston (2-26-93)
Fewest Points Second Half	11 vs. Washington St. (3-20-08)
Fewest Points Against In A Half	8 vs. Col. of Charleston (2-26-93)
Most Field Goals Made	57 vs. Morris (11-29-85)
Most Field Goals Attempted	101 vs. Piedmont (11-24-78)
Best Field Goal Accuracy	.706 vs. USC-Aiken (36-51/1-17-82)
Most 3pt Field Goals Made	24 vs. Hiwassee (12-16-18)
Most 3pt Field Goals Attempted	55 vs. Hiwassee (12-16-18)
Best 3pt Field Goal Accuracy	.714 vs. Barton (10-14/12-2-04)
	D1 Opponent
	.643 vs. High Point (9-14/12-5-09)
Most Free Throws Made (regulation)	39 vs. St. Francis (11-27-89)
Most Free Throws Made	40 vs. Charleston Sou. (1/15/25-30T)
Most Free Throws Attempted	50 vs. Campbell (12-30-20)
	50 at High Point (2-28-24)
Best Free Throw Accuracy	1.000 vs. Liberty (21-21/3-5-14)
	1.000 vs. Lander (13-13/2-20-85)
Most Rebounds	70 vs. Presbyterian College (2-11-80)
Most Offensive Rebounds*	28 at Coastal Carolina (12-2-23)
	28 vs. Piedmont (11-4-24)
Most Assists	37 vs. Newberry (2-17-90)
Most Steals	21 vs. Wofford College (1-31-80)
	vs. Morris (11-29-85)
Most Blocked Shots	16 vs. Voorhees (2-16-81)
Most Personal Fouls	37 vs. Georgia State (12-30-95)

SEASON RECORDS

Most Points	2,866 (1980-81)
Best Scoring Average	84.7 (2024-25/34 games)
Most Field Goals Made	1,161 (1978-79)
Most Field Attempted	2,415 (1978-79)
Best Field Goal Accuracy	.530 (1985-86)
Most 3pt Field Goals	372 (2018-19/30 games))
Best 3pt Field Goals Per Game Avg.	12.40 (2018-19/30 games)
Most 3pt Field Goals Attempted	997 (2018-19)
Best 3pt Field Goal Accuracy	.431 (1987-88)
Most Free Throws Made	648 (2024-25)
Most Free Throws Attempted	970 (2024-25)
Best Free Throw Accuracy	.749 (2015-16)
Most Rebounds	1,613 (1978-79)
Most Assists	818 (1978-79)
Most Steals	479 (1979-80)
Most Blocked Shots	174 (2016-17)
Most Personal Fouls	751 (1978-79)

* Indicates On Record

SINGLE-GAME RECORDS (Individual)

Most Points Scored	45-Melvin Branham vs. Charleston Sou. (1-10-94)
Most Field Goals Made	20-Fred McKinnon vs. Morris (11-25-85)
Most Field Goals Attempted	31-Fred McKinnon vs. Morris (11-25-85)
Best Field Goal Accuracy	1.000-Brian Pope (10-10) vs. Morris (1-6-84)
	Eddie Gay (10-10) vs. Coppin St. (11-23-91)
	Allen Washington (10-10) vs. Pfeiffer (2-5-86)
Most 3pt Field Goals Made	12-David McMahan vs. Coastal Carolina (1-15-96)
	Michael Jenkins vs. North Greenville (11-10-06)
Most 3pt Field Goals Attempted	21-LaShawn Coulter
Most Free Throws Made	18-Mark Hailey vs. Averett (11-26-91)
	James Shuler vs. High Point (2-23-06)
Most Free Throws Attempted	20-Mark Hailey vs. Averett (11-26-91)
Best Free Throw Accuracy	1.000-James Shuler (18-18) vs. High Point (2-23-06)
Most Rebounds	23-Allen Washington vs. Piedmont (11-30-85)
Most Assists	17-Rick Riese vs. Limestone (2-12-81)
Most Blocked Shots	7-Rick Riese vs. Limestone (2-12-81)
	Billy Houston vs. UNC Asheville (1-11-06)
Most Steals	13-Rick Riese vs. Limestone (2-12-81)

SINGLE-SEASON RECORDS (Individual)

Most Points Scored	875-Charles Brunson (1980-81)
Best Scoring Average	22.4-Charles Brunson (1980-81)
Most Field Goals Made	354-Charles Brunson (1980-81)
Most Field Goals Attempted	584-Ronnie Creamer (1978-79)
Best Field Goal Accuracy (150 attempts)	.657-Charles Brunson (113-172/1979-80)
Most 3pt Field Goals Made	102-Keon Johnson (2016-17)
Most 3pt Field Goal Attempts	255-Keon Johnson (2016-17)
Best 3pt Field Goal Accuracy (35 made)	.460-Charles Falden (40-87/2018-19)
Most Free Throws Made	171-Keon Johnson (2016-17)
Most Free Throws Attempted	235-Charles Brunson (1980-81)
Best Free Throw Accuracy (80 made)	.867-Mike Gaither (98-113/1981-82)
Most Rebounds	453-Charles Brunson (1980-81)
Most Assists	317-Rick Riese (1980-81)
Most Blocked Shots	72-Duby Okeke (2015-16)
Most Steals	208-Rick Riese (1979-80)
Most Minutes Played	1,374-Charles Brunson (1980-81)
Most Personal Fouls	139-Ronnie Creamer (1978-79)
Most Times Disqualified	14-Donnie Creamer (1978-79)
	Melvin Branham (1993-94)

WINTHROP ALL-TIME D1 TRIPLE-DOUBLES (on record)

Chandler Vaudrin	Mar. 1, 2021 vs. (8) High Point (10 points, 12 rebounds, 10 assists)
Chandler Vaudrin	Dec. 30, 2020 vs. Campbell (10 points, 13 rebounds, 10 assists)
Chandler Vaudrin	Dec. 13, 2020 at USC Upstate (13 points, 11 rebounds, 14 assists)
Chandler Vaudrin	Jan. 2, 2020 vs. Longwood (10 points, 12 rebounds, 11 assists)
Xavier Cooks	Dec. 2, 2017 vs. Reinhardt (11 points, 15 rebounds, 11 assists)

20-WIN SEASONS

SEASON (NCAA D1)	SEASON ENDED WITH...	FINAL RECORD
29--2006-07	(NCAA Tourney - W, 74-64, (6) Notre Dame)	29-5
	(NCAA 2nd Rnd - L, 75-61, (3) Oregon)	
27--2004-05	(NCAA Tourney - L, 74-64, (3) Gonzaga)	27-6
26--2016-17	(NCAA Tourney - L, 76-64, (3) Butler)	26-7
24--2019-20	(Big South Champions - NCAA Tourney canceled (COVID19))	24-10
23--2024-25	(Big South Tournament Final, L, 81-69)	23-11
23--2020-21	(NCAA Tourney - L, 73-63, (5) Villanova)	23-2
23--2021-22	(Big South Tournament Final - L, 79-58)	23-9
23--2015-16	(Big South Tournament Final - L, 77-68)	23-9
23--2005-06	(NCAA Tourney - L, 63-61, (2) Tennessee)	23-8
22--2007-08	(NCAA Tourney - L, 71-40, (4) Washington State)	22-12
21--1999-00	(NCAA Tourney - L, 74-50, (3) Oklahoma)	21-9
21--1998-99	(NCAA Tourney - L, 80-41, (1) Auburn)	21-8
20--2013-14	(Big South Tournament Final - L, 76-61)	20-13
20--2002-03	(Big South Tournament Semi-Finals - L, 81-80 OT, UNCA)	20-10
20--1985-86	(Big South Tournament Semi-Finals - L, 87-79)	20-9

Last Meeting (11/24/01) | Bob Devaney Center (Lincoln, Neb.)

Official Basketball Box Score -- Game Totals -- Final Statistics

Winthrop vs Nebraska

11-24-01 8:05 p.m. at Bob Devaney Center--Lincoln, NE

Winthrop 65 • 1-2

##	Player		Total			3-Ptr			Rebounds			PF	TP	A	TO	Blk	Stl	Min
			FG-FGA	FG-FGA	FT-FTA	FG-FGA	FG-FGA	FT-FTA	Off	Def	Tot							
30	LEWIS, Greg	f	9-18	0-3	3-5	4	7	11	2	21	0	5	1	2	39			
32	WALKER, Tyrone	f	4-8	3-5	4-5	4	2	6	3	15	1	3	0	3	28			
50	STEWART, Marcus	c	5-6	0-0	2-3	1	3	4	4	12	0	4	1	1	35			
01	HARRIS, Tywan	g	0-8	0-8	0-0	0	0	0	3	0	1	2	0	0	24			
10	WOOTEN, Pierre	g	4-9	1-4	2-2	1	1	2	4	11	7	2	1	1	36			
0	KNOX, Derrick		1-4	0-2	0-0	0	2	2	4	2	3	1	0	0	18			
05	JENKINS, Ivan		0-1	0-1	0-0	0	1	1	2	0	2	1	0	0	3			
14	MYERS, Tyron		0-0	0-0	0-0	0	1	1	3	0	0	1	0	1	5			
25	MOORE, Anthony		1-1	0-0	0-0	0	0	0	2	2	0	1	0	0	2			
55	BAILEY, Sheldon		1-1	0-0	0-0	1	0	1	0	2	0	0	1	0	10			
Team						1	2	3										
Totals			25-56	4-23	11-15	12	19	31	27	65	14	20	4	8	200			

FG % 1st Half:	0-0	0.0%	2nd half:	25-56	44.6%	Game:	25-56	44.6%	Deadball
3FG % 1st Half:	0-0	0.0%	2nd half:	4-23	17.4%	Game:	4-23	17.4%	Rebounds
FT % 1st Half:	0-0	0.0%	2nd half:	11-15	73.3%	Game:	11-15	73.3%	1

Nebraska 73 • 2-0

##	Player		Total			3-Ptr			Rebounds			PF	TP	A	TO	Blk	Stl	Min
			FG-FGA	FG-FGA	FT-FTA	FG-FGA	FG-FGA	FT-FTA	Off	Def	Tot							
23	BUCKENDAHL, Ross	f	1-1	0-0	2-2	0	2	2	2	4	0	1	1	1	23			
32	CLEMMONS, Brennon	f	0-0	0-0	5-8	0	5	5	3	5	1	6	0	2	16			
20	CONKLIN, Brian	c	3-10	1-4	2-2	2	3	5	2	9	3	4	0	0	34			
03	COCHRAN, Cary	g	4-8	1-3	6-6	1	1	2	0	15	0	1	0	0	19			
12	MUHLEISEN, Jake	g	5-10	1-5	3-5	0	1	1	0	14	3	1	0	3	36			
02	ROBINSON, John		5-8	1-3	4-4	1	3	4	2	15	2	1	0	1	20			
05	FORD, Kedrick		0-1	0-0	0-0	0	2	2	0	0	1	1	0	1	14			
21	SIMMS, Corey		2-3	0-0	3-6	0	3	3	3	7	1	2	0	1	15			
40	HEIMOS, Dan		0-1	0-0	0-0	0	0	0	2	0	0	0	0	1	4			
44	TUREK, John		2-2	0-0	0-1	2	1	3	2	4	0	0	1	0	19			
Team						1	1	2										
Totals			22-44	4-15	25-34	7	22	29	16	73	11	17	2	10	200			

FG % 1st Half:	0-0	0.0%	2nd half:	22-44	50.0%	Game:	22-44	50.0%	Deadball
3FG % 1st Half:	0-0	0.0%	2nd half:	4-15	26.7%	Game:	4-15	26.7%	Rebounds
FT % 1st Half:	0-0	0.0%	2nd half:	25-34	73.5%	Game:	25-34	73.5%	5

Officials: Steve Olson, Mike Sanzere, Randy Heimerman

Technical fouls: Winthrop-None. Nebraska-None.

Attendance: 5426

Score by periods	1st	2nd	Total
Winthrop	23	42	65
Nebraska	29	44	73

Points	In Paint	Off T/O	2nd Chance	Fast Break	Bench
WU	0	0	0	0	0
NU	0	0	0	0	0

WU led for 00:00. NU led for 00:00. Game was tied for 00:00.

Score tied - 0 times.
Lead changed - 0 times.

2025-26 COMBINED STATS



2025-26 Winthrop Men's Basketball Combined Team Statistics All games

Page 1/1
as of Nov 24, 2025

Game Records

Record	Overall	Home	Away	Neutral
ALL GAMES	3-3	1-0	1-3	1-0
CONFERENCE	0-0	0-0	0-0	0-0
NON-CONFERENCE	3-3	1-0	1-3	1-0

Score by Periods

Team	1st	2nd	OT	TOT
Winthrop	240	265	0	505
Opponents	229	228	0	457

Team Box Score

No.	Player				Total		3-Point		F-Throw		Rebounds													
		GP-GS	MIN	AVG	FG-FGA	FG%	3FG-3FGA	3FG%	FT-FTA	FT%	OFF	DEF	TOT	AVG	PF	DQ	A	TO	BLK	STL	PTS	AVG		
7	BERRY, Daylen	6-6	173:46	29.0	26-64	.406	11-30	.367	24-31	.774	4	26	30	5.0	13	0	7	9	0	1	87	14.5		
2	ROZIER, Kareem	6-6	174:06	29.0	29-68	.426	20-46	.435	7-9	.778	0	10	10	1.7	9	0	27	4	0	12	85	14.2		
51	DUNCOMB, Logan	6-6	127:51	21.3	26-49	.531	0-0	.000	24-34	.706	14	14	28	4.7	22	3	3	6	4	3	76	12.7		
11	CLOUET, Kody	6-6	140:41	23.4	20-47	.426	14-36	.389	10-14	.714	6	15	21	3.5	9	0	9	3	2	2	64	10.7		
3	MEO, Josh	6-0	108:22	18.1	17-35	.486	4-13	.308	13-14	.929	2	12	14	2.3	8	0	5	5	0	3	51	8.5		
15	KAMARAD, Tommy	6-0	70:23	11.7	12-25	.480	6-12	.500	6-6	1.000	7	6	13	2.2	4	0	7	5	1	7	36	6.0		
25	HENDAWY, Seifeldin	6-0	95:12	15.9	13-29	.448	4-13	.308	6-9	.667	4	15	19	3.2	9	0	6	3	1	4	36	6.0		
23	NNAMOKO, Edward	6-0	62:13	10.4	10-21	.476	0-0	.000	0-3	.000	6	10	16	2.7	15	0	2	3	1	2	20	3.3		
4	BOYOGUENO, Pharell	6-0	67:54	11.3	7-16	.438	5-13	.385	0-2	.000	5	11	16	2.7	4	0	1	3	1	2	19	3.2		
1	WILSON, Isaiah	6-6	109:35	18.3	5-20	.250	1-9	.111	5-6	.833	1	6	7	1.2	11	0	12	6	0	6	16	2.7		
21	HAMILTON, Tai	6-0	46:59	7.8	3-4	.750	0-0	.000	4-4	1.000	3	8	11	1.8	12	0	2	3	3	1	10	1.7		
5	THOMAS, Braylhan	3-0	15:55	5.3	1-5	.200	0-1	.000	3-4	.750	1	1	2	0.7	0	0	1	0	1	0	5	1.7		
8	CHRISTY, Cam	1-0	03:31	3.5	0-0	.000	0-0	.000	0-0	.000	0	0	0	0.0	0	0	0	0	0	0	0	0.0		
22	HARRISON, Henry	1-0	03:31	3.5	0-0	.000	0-0	.000	0-0	.000	0	0	0	0.0	0	0	0	2	0	0	0	0.0		
Team											12	8	20					1						
Total		6	1200		169-383	.441	65-173	.376	102-136	.750	65	142	207	34.5	116	3	82	53	14	43	505	84.2		
Opponents		6	1200		155-345	.449	49-152	.322	98-136	.721	61	168	229	38.2	122	6	62	89	22	21	457	76.2		

Team Statistics

	WIN	OPP
Scoring	505	457
Points per game	84.2	76.2
Scoring margin	+8.0	-
Field goals-att	169-383	155-345
Field goal pct	.441	.449
3 point fg-att	65-173	49-152
3-point FG pct	.376	.322
3-pt FG made per game	10.8	8.2
Free throws-att	102-136	98-136
Free throw pct	.750	.721
F-Throws made per game	17.0	16.3
Rebounds	207	229
Rebounds per game	34.5	38.2
Rebounding margin	-3.7	-
Assists	82	62
Assists per game	13.7	10.3
Turnovers	53	89
Turnovers per game	8.8	14.8
Turnover margin	+6.0	-
Assist/turnover ratio	1.5	0.7
Steals	43	21
Steals per game	7.2	3.5
Blocks	14	22
Blocks per game	2.3	3.7
Winning streak	1	-
Home win streak	1	-
Attendance	2637	25302
Home games-Avg/Game	1-2637	4-6326
Neutral site-Avg/Game	-	1-1300

Team Results

Date	Opponent		Score	Att.
11/03/2025	vs Queens (NC)	W	81-74	1300
11/07/2025	at George Mason	L	90-96	2933
11/11/2025	at Coastal Carolina	L	66-72	2663
11/15/2025	Mercer	W	105-69	2637
11/18/2025	at Arkansas	L	83-84	19200
11/23/2025	at Jackson St.	W	80-62	506

2025-26 TEAM GAME-BY-GAME



2025-26 Winthrop Men's Basketball Team Game-by-Game All games

Page 1/1
as of Nov 24, 2025

				Total		3-Pointers		Free throws		Rebounds											
Opponent	Date	Score		FG-FGA	PCT	3FG-3FGA	PCT	FT-FTA	PCT	OFF	DEF	TOT	AVG	PF	A	TO	BLK	STL	PTS	AVG	
vs Queens (NC)	11/03/2025	81-74	W	24-62	.387	8-25	.320	25-31	.806	16	23	39	39.0	18	12	10	4	11	81	81.0	
at George Mason	11/07/2025	90-96	L	26-67	.388	13-39	.333	25-29	.862	11	20	31	35.0	30	12	6	2	8	90	85.5	
at Coastal Carolina	11/11/2025	66-72	L	23-59	.390	7-22	.318	13-23	.565	6	22	28	32.7	14	7	8	2	5	66	79.0	
Mercer	11/15/2025	105-69	W	34-66	.515	11-25	.440	26-37	.703	13	30	43	35.3	24	13	11	2	9	105	85.5	
at Arkansas	11/18/2025	83-84	L	32-67	.478	15-32	.469	4-6	.667	8	22	30	34.2	20	18	10	2	3	83	85.0	
at Jackson St.	11/23/2025	80-62	W	30-62	.484	11-30	.367	9-10	.900	11	25	36	34.5	10	20	8	2	7	80	84.2	
Total		505		169-383	.441	65-173	.376	102-136	.750	65	142	207	34.5	116	82	53	14	43	505	84.2	
Opponents		457		155-345	.449	49-152	.322	98-136	.721	61	168	229	38.2	122	62	89	22	21	457	76.2	

Winthrop Averages

Games Played	Points/game	FG Pct	3FG Pct	FT Pct	Rebounds/game	Assists/game	Turnovers/game	Assist/Turnover ratio	Steals/game	Blocks/game
6	84.2	44.1	37.6	75.0	34.5	13.7	8.8	1.5	7.2	2.3

WINTHROP BASKETBALL

↳ TRADITION RICH PROGRAM ↵

~NCAA D1 Member since 1985~

- 13 Big South Conference Championships (most in conference history)
- 11 NCAA Tournament Appearances (most in conference history and all in the last 22 years)
- Most 20-win seasons in Big South history (15)
- Eight seasons with 23 or more wins and a Big South record 29 wins in 2006-07
- Most wins all-time by Big South member (683) and most league wins all-time (361)
- Only Big South member to earn an 11, 12, 13 and 14 seed in NCAA Tournament
- First Big South member to win an NCAA Tournament game (defeated 6th seeded Notre Dame 74-64 in 2007)
- Big South record 55 conference tournament wins
- Big South record 18 conference championship game appearances
- 23 winning seasons out of 36 NCAA D1 seasons
- Notable Non-Conference Wins (ACC-Clemson (2), Georgia Tech, Miami, Wake Forest/Big East- Providence, Marquette, Notre Dame/Big 10-Illinois/Big 12-Missouri/PAC 12-Washington/SEC-Georgia, Mississippi State, Auburn/Mid-Majors-ODU, Missouri State, Saint Mary's (Ca.), MTSU, at Little Rock/Independent-Miami)
- Three AP All-America selections (Greg Lewis, Keon Johnson, Xavier Cooks)
- 50 All-League selections, 38 All-Tournament Team selections
- Eagles have two of the Top 5 winningest coaches in the history of the league as Gregg Marshall has 194 (2nd) and Pat Kelsey currently has 186 (4th)
- Both are also in the Top 4 for conference wins all-time as Kelsey has 110 (2nd) and Marshall is 4th with 104



WINTHROP

B A S K E T B A L L



#0

Kaleb Evans

Guard / 6-4 / 190 / Fr.
Lexington, S.C.
(Moravian Prep/YNG Dreamerz)

EXTRA DRIBBLE

- Did not play in the opener
- Played travel ball with YNG Dreamerz

CAREER HIGHS

Points	n/a
Minutes	n/a
FGM	n/a
FGA	n/a
3PTFGM	n/a
3PTFGA	n/a
FTM	n/a
FTA	n/a
Rebounds	n/a
Assists	n/a
Blocks	n/a
Steals	n/a
Turnovers	n/a

BIG SOUTH

Points	n/a
Minutes	n/a
FGM	n/a
FGA	n/a
3PTFGM	n/a
3PTFGAs	n/a
FTM	n/a
FTA	n/a
Rebounds	n/a
Assists	n/a
Blocks	n/a
Steals	n/a
Turnovers	n/a



#1

Isaiah Wilson

Guard / 6-1 / 170 / Sr.
Pittsburgh, Pa.
(Richmond)

CAREER HIGHS

Points

10

two times

Minutes

37

at Mercer (11/19/22)

FGM

4

Georgia St. (11/16/21)

FGA

7

two times

3PTFGM

2

four times

3PTFGA

3

four times

FTM

7

at Mercer (11/19/22)

FTA

8

at Mercer (11/19/22)

Rebounds

6

at Drake (11/20/21)

Assists

6

two times

Blocks

1

two times

Steals

3

five times

Turnovers

4

two times

BIG SOUTH

Points

5

two times

Minutes

22

Radford (2/12/25)

FGM

2

two times

FGA

4

at UNC Asheville (1/18/25)

3PTFGM

1

four times

3PTFGAs

1

six times

FTM

4

at High Point (1/25/25)

FTA

4

two times

Rebounds

5

Charleston Sou. (1/15/25)

Assists

6

at Longwood (2/27/25)

Blocks

Steals

2

two times

Turnovers

2

two times

EXTRA DRIBBLE

- This will be the 100th game of his career
- Led the team with five assists in the loss at George Mason, his 9th game as an Eagle with 4+ in a game
- Started the opener and had five points, three assists and three steals
- His three steals tied for the team-high and his career-high for a single-game
- Came off the bench in all 16 conference games averaging 2.4 ppg, 1.0 rpg and 1.8 apg last season
- In 2024-25 he had 14 games with multiple assists and 10 games with three or more
- Dished out a career-best six assists in the 2024-25 season-opener vs. Piedmont
- Missed most of 2023-24 with an injury after missing most of 2022-23
- Played five games in 2024-25 before the injury and played in seven games in 2022-23
- Transferred from Richmond after two seasons
- As a sophomore he appeared in 33 games for the Spiders with 15 starts for a team that won the Atlantic-10 Championship and advanced in the NCAA Tournament
- Played last two years of high school for First Love Christian Academy, leading the team to a 2020 National Christian School Athletic Association national championship semifinals
- No. 5 recruit in Pennsylvania's Class of 2020 by 247Sports.com / No. 35 point guard recruit in Class of 2020 by 247Sports.com
- Began high school career at North Catholic, helping them to Western Pennsylvania Interscholastic Athletic League titles in 2016 and 2017

#1 WILSON, Isaiah

Opponent	Date	GS	MIN	Total		3-Pointers		Free throws		Rebounds				PF	A	TO	BLK	STL	PTS	AVG	
				FG	FGA	PCT	3FG	3FGA	PCT	FT	FTA	PCT	OFF								DEF
vs Queens (NC)	11/03/2025	*	20:53	1-2	.500	0-0	.000	3-4	.750	0	3	3	3.0	2	3	0	0	3	5	5.0	
at George Mason	11/07/2025	*	18:36	0-4	.000	0-1	.000	2-2	1.000	1	1	2	2.5	2	5	0	0	1	2	3.5	
at Coastal Carolina	11/11/2025	*	24:08	1-5	.200	0-2	.000	0-0	.000	0	1	1	2.0	3	0	0	0	1	2	3.0	
Mercer	11/15/2025	*	14:11	2-4	.500	1-3	.333	0-0	.000	0	0	0	1.5	2	1	1	0	1	5	3.5	
at Arkansas	11/18/2025	*	12:19	0-2	.000	0-1	.000	0-0	.000	0	0	0	1.2	1	2	2	0	0	0	2.8	
at Jackson St.	11/23/2025	*	19:29	1-3	.333	0-2	.000	0-0	.000	0	1	1	1.2	1	1	0	0	0	2	2.7	
Totals			6	109:35	5-20	.250	1-9	.111	5-6	.833	1	6	7	1.2	11	12	6	0	6	16	2.7

Player Averages

Games Played	Minutes/ game	Points/ game	FG Pct	3FG Pct	FT Pct	Rebounds/ game	Assists/ game	Turnovers/ game	Assist/Turnover ratio	Steals/ game	Blocks/ game
6	18.3	2.7	25.0	11.1	83.3	1.2	2.0	1.0	2.0	1.0	0.0

				Field Goals		3-Point		F-Throws		Rebounds								Scoring		
SEASON	TEAM	GP-GS	MIN/AVG	FG-FGA	FG%	3FG-3FGA	3FG%	FT-FTA	FT%	OFF	DEF	TOT	AVG	PF-FO	A	TO	BLK	STL	PTS	AVG
2020-21	UR	20-2	156/7.8	10-25	.400	5-11	.455	10-19	.526	6	13	19	1.0	24-0	8	11	0	8	35	1.8
2021-22	UR	33-15	486/14.7	25-78	.321	9-37	.243	18-29	.621	7	30	37	1.1	63-2	22	29	1	19	77	2.3
2022-23	Win	7-6	158/22.6	9-24	.375	5-10	.500	16-24	.667	0	12	12	1.7	23-2	15	20	2	7	39	5.6
2024-25	Win	33-0	390/11.8	18-48	.375	8-23	.348	22-31	.710	3	25	28	0.8	52-0	66	32	1	19	66	2.0
2025-26	Win	6-6	110/18.3	5-20	.250	1-9	.111	5-6	.833	1	6	7	1.2	11-0	12	6	0	6	16	2.7
TOTAL FOR Win		46-12	658/14.3	32-92	.348	14-42	.333	43-61	.705	4	43	47	1.0	86-2	93	58	3	32	121	2.6
TOTAL		99-29	1300/13.1	67-195	.344	28-90	.311	71-109	.651	17	86	103	1.0	173-4	123	98	4	59	233	2.4



#2

Kareem Rozier

Guard / 5-9 / 160 / Sr.
Detroit, Mich.
(Duquesne)

CAREER HIGHS

Points

23

at #21 Arkansas (11/18/25)

Minutes

38

Princeton (11/15/23)

FGM

8

at #21 Arkansas (11/18/25)

FGA

13

two times

3PTFGM

7

at #21 Arkansas (11/18/25)

3PTFGA

10

two times

FTM

8

George Mason (3/1/25)

FTA

10

George Mason (3/1/25)

Rebounds

5

three times

Assists

7

three times

Blocks

1

five times

Steals

5

at Richmond (2/5/25)

Turnovers

4

Fordham (2/19/25)

Points

n/a

Minutes

n/a

FGM

n/a

FGA

n/a

3PTFGM

n/a

3PTFGAs

n/a

FTM

n/a

FTA

n/a

Rebounds

n/a

Assists

n/a

Blocks

n/a

Steals

n/a

Turnovers

n/a

BIG SOUTH

EXTRA DRIBBLE

- Posted a career-high 23 points in the loss at Arkansas as he knocked down a career-best seven threes
- Is 14-for-24 behind the arc in the last three games
- Has at least four or more assists in four straight games and 5-of-6 games this season
- Had three steals in each of the first three games and multiple steals in the first four games
- Tied career-high at the time with a 20-point performance vs. Mercer
- After going 0-for-5 from three in the opener, he's 20-for-41 since
- Started the opener and finished with 8 points, seven assists and three steals
- The seven assists in the opener tied a career-high
- Tied for 14th in scoring in the Big South (13.3), 2nd with 4.5 apg and 2.8 spg
- Transferred from Duquesne after three seasons with the Dukes
- Averaged 6.7 ppg and 3.3 while finishing 10th in the nation with a 3.09 assist/turnover ratio
- Was one of five Dukes last season to appear in all 32 games
- Four-year starter at Orchard Lake St. Mary's where he led the team to a 20-5 record as a senior and averaged 16.9 points, 8.2 assists and 6.5 rebounds
- 2022 Associated Press All-State First Team selection

#2 ROZIER, Kareem

Opponent	Date	GS	MIN	Total		3-Pointers		Free throws		Rebounds			PF	A	TO	BLK	STL	PTS	AVG	
				FG-FA	PCT	3FG-3FA	PCT	FT-FTA	PCT	OFF	DEF	TOT								AVG
vs Queens (NC)	11/03/2025	*	31:14	2-12	.167	0-5	.000	4-4	1.000	0	2	2	2.0	1	7	0	0	3	8	8.0
at George Mason	11/07/2025	*	32:07	4-13	.308	3-10	.300	1-2	.500	0	1	1	1.5	2	3	2	0	3	12	10.0
at Coastal Carolina	11/11/2025	*	30:40	5-11	.455	3-7	.429	0-0	.000	0	1	1	1.3	1	4	1	0	3	13	11.0
Mercer	11/15/2025	*	24:11	7-13	.538	4-7	.571	2-3	.667	0	2	2	1.5	1	4	0	0	2	20	13.3
at Arkansas	11/18/2025	*	30:56	8-11	.727	7-10	.700	0-0	.000	0	2	2	1.6	3	5	1	0	0	23	15.2
at Jackson St.	11/23/2025	*	24:57	3-8	.375	3-7	.429	0-0	.000	0	2	2	1.7	1	4	0	0	1	9	14.2
Totals		6	174:06	29-68	.426	20-46	.435	7-9	.778	0	10	10	1.7	9	27	4	0	12	85	14.2

Player Averages

Games Played	Minutes/ game	Points/ game	FG Pct	3FG Pct	FT Pct	Rebounds/ game	Assists/ game	Turnovers/ game	Assist/Turnover ratio	Steals/ game	Blocks/ game
6	29.0	14.2	42.6	43.5	77.8	1.7	4.5	0.7	6.8	2.0	0.0

				Field Goals		3-Point		F-Throws		Rebounds											Scoring	
SEASON	TEAM	GP-GS	MIN/AVG	FG-FGA	FG%	3FG-3FGA	3FG%	FT-FTA	FT%	OFF	DEF	TOT	AVG	PF-FO	A	TO	BLK	STL			PTS	AVG
2022-23	DU	32-0	503/15.7	41-108	.380	18-46	.391	25-31	.806	12	27	39	1.2	49-1	68	25	2	22			125	3.9
2023-24	DU	37-21	902/24.4	68-175	.389	37-97	.381	21-26	.808	9	56	65	1.8	62-1	87	37	2	30			194	5.2
2024-25	DU	32-10	850/26.6	68-203	.335	35-111	.315	44-62	.710	7	54	61	1.9	66-0	105	34	1	34			215	6.7
2025-26	Win	6-6	174/29.0	29-68	.426	20-46	.435	7-9	.778	0	10	10	1.7	9-0	27	4	0	12			85	14.2
TOTAL FOR Win		6-6	174/29.0	29-68	.426	20-46	.435	7-9	.778	0	10	10	1.7	9-0	27	4	0	12			85	14.2
TOTAL		107-37	2429/22.7	206-554	.372	110-300	.367	97-128	.758	28	147	175	1.6	186-2	287	100	5	98			619	5.8



#3

Josh Meo

Guard / 6-4 / 195 / Sr.
Orlando, Fla.
(Coastal Carolina)

CAREER HIGHS

Points

20

James Madison (2/15/25)

Minutes

39

James Madison (2/15/25)

FGM

7

James Madison (2/15/25)

FGA

16

at Old Dominion (1/25/25)

3PTFGM

4

Georgia State (2/26/25)

3PTFGA

7

two times

FTM

8

Mercer (11/15/25)

FTA

9

Mercer (11/15/25)

Rebounds

8

two times

Assists

7

two times

Blocks

n/a

Steals

2

four times

Turnovers

3

two times

BIG SOUTH

Points

n/a

Minutes

n/a

FGM

n/a

FGA

n/a

3PTFGM

n/a

3PTFGAs

n/a

FTM

n/a

FTA

n/a

Rebounds

n/a

Assists

n/a

Blocks

n/a

Steals

n/a

Turnovers

n/a

EXTRA DRIBBLE

- Played 10 minutes in the opener, but has since averaged 19.6 minutes per game and is contributing 10.2 ppg, 2.8 rpg and 1.0 apg while shooting 53 percent from the floor and 13-of-14 at the foul line
- Dished out a season-best three assists and had a season-high five rebounds at Jackson State
- Scored a season-high 18 points against Mercer as he was 8-for-9 at the foul line (both career-highs)
- Came off the bench at George Mason to tie for the team-lead in points with 17
- Saw 10 minutes off the bench in the opener (no points) but in the last two games has averaged 12.0 ppg shooting 56 percent from the floor
- Transfer from Coastal Carolina where he played in 32 games with 31 starts in 2024-25
- Last season he led Coastal in total assists, was second in steals and fourth in scoring at 8.5 per game
- Dropped in a career-best 20 points against James Madison on Feb. 15, 2025
- Posted 15 games in double-figures at Coastal
- Had previous stops at St. Petersburg College (2022-23) and Mineral Area College (2023-24)

#3 MEO, Josh

Opponent	Date	GS	MIN	Total		3-Pointers		Free throws		Rebounds				PF	A	TO	BLK	STL	PTS	AVG
				FG-FGA	PCT	3FG-3FGA	PCT	FT-FTA	PCT	OFF	DEF	TOT	AVG							
vs Queens (NC)	11/03/2025		10:22	0-3	.000	0-1	.000	0-0	.000	0	0	0	0.0	0	0	0	0	1	0	0.0
at George Mason	11/07/2025		21:27	6-10	.600	2-5	.400	3-3	1.000	2	2	4	2.0	2	1	1	0	0	17	8.5
at Coastal Carolina	11/11/2025		25:56	3-6	.500	1-3	.333	0-0	.000	0	1	1	1.7	2	0	1	0	0	7	8.0
Mercer	11/15/2025		17:55	5-6	.833	0-0	.000	8-9	.889	0	3	3	2.0	4	1	1	0	2	18	10.5
at Arkansas	11/18/2025		16:56	1-5	.200	0-2	.000	2-2	1.000	0	1	1	1.8	0	0	1	0	0	4	9.2
at Jackson St.	11/23/2025		15:45	2-5	.400	1-2	.500	0-0	.000	0	5	5	2.3	0	3	1	0	0	5	8.5
Totals		0	108:22	17-35	.486	4-13	.308	13-14	.929	2	12	14	2.3	8	5	5	0	3	51	8.5

Player Averages

Games Played	Minutes/ game	Points/ game	FG Pct	3FG Pct	FT Pct	Rebounds/ game	Assists/ game	Turnovers/ game	Assist/Turnover ratio	Steals/ game	Blocks/ game
6	18.1	8.5	48.6	30.8	92.9	2.3	0.8	0.8	1.0	0.5	0.0

				Field Goals		3-Point		F-Throws		Rebounds										Scoring	
SEASON	TEAM	GP-GS	MIN/AVG	FG-FGA	FG%	3FG-3FGA	3FG%	FT-FTA	FT%	OFF	DEF	TOT	AVG	PF-FO	A	TO	BLK	STL	PTS	AVG	
2024-25	CCU	32-31	1016/31.7	94-251	.375	36-112	.321	49-67	.731	13	79	92	2.9	68-1	69	33	0	18	273	8.5	
2025-26	Win	6-0	108/18.1	17-35	.486	4-13	.308	13-14	.929	2	12	14	2.3	8-0	5	5	0	3	51	8.5	
TOTAL FOR Win		6-0	108/18.1	17-35	.486	4-13	.308	13-14	.929	2	12	14	2.3	8-0	5	5	0	3	51	8.5	
TOTAL		38-31	1124/29.6	111-286	.388	40-125	.320	62-81	.765	15	91	106	2.8	76-1	74	38	0	21	324	8.5	



#4

Pharrell Boyogueno

Guard / 6-6 / 215 / Sr.
Greenville, S.C.
(Gardner-Webb)

- EXTRA DRIBBLE
- Last three games he's averaging 4.3 ppg, 4.3 rpg and 0.7 apg in an average of 13.0 minutes per game
 - Played a season-high 13 minutes vs. Mercer and led the team in rebounding with seven
 - Has knocked down a three in 5-of-6 games
 - Transfer from Big South foe Gardner-Webb
 - Was fourth on the team in scoring at 7.9 ppg, which increased to 8.8 ppg in conference play
 - Was third on the team in total blocks and second in steals
 - Scored a career-high 18 points agianst USC Upstate on Jan. 18, 2025
 - Posted his first career double-double with 12 points and 11 rebounds against USC Upstate on Feb. 15, 2025
 - Before Gardner-Webb he attended and played for Caldwell Tech in Hudson, N.C.
 - As a sophomore he was second on the team in scoring at 14.2 ppg

CAREER HIGHS

Points	18	USC Upstate (1/18/25)
Minutes	34	at Longwood (2/19/25)
FGM	6	three times
FGA	13	Southeastern La. (11/26/24)
3PTFGM	5	USC Upstate (1/18/25)
3PTFGA	9	USC Upstate (1/18/25)
FTM	6	Longwood (1/29/25)
FTA	6	Longwood (1/29/25)
Rebounds	11	at USC Upstate (2/15/25)
Assists	4	Queens (12/14/24)
Blocks	4	UNC Asheville (1/22/25)
Steals	4	Southeastern La. (11/26/24)
Turnovers	6	at Winthrop (2/1/25)

BIG SOUTH

Points	n/a
Minutes	n/a
FGM	n/a
FGA	n/a
3PTFGM	n/a
3PTFGAs	n/a
FTM	n/a
FTA	n/a
Rebounds	n/a
Assists	n/a
Blocks	n/a
Steals	n/a
Turnovers	n/a

#4 BOYOGUENO, Pharell

Opponent	Date	GS	MIN	Total		3-Pointers		Free throws		Rebounds				PF A TO BLK STL				PTS	AVG	
				FG-FGA	PCT	3FG-3FGA	PCT	FT-FTA	PCT	OFF	DEF	TOT	AVG	PF	A	TO	BLK			STL
vs Queens (NC)	11/03/2025		11:23	1-2	.500	1-1	1.000	0-0	.000	1	0	1	1.0	0	0	0	0	3	3.0	
at George Mason	11/07/2025		11:00	1-3	.333	1-3	.333	0-0	.000	0	2	2	1.5	2	0	0	0	3	3.0	
at Coastal Carolina	11/11/2025		06:35	0-1	.000	0-1	.000	0-0	.000	0	0	0	1.0	0	1	0	0	0	2.0	
Mercer	11/15/2025		13:22	2-4	.500	1-3	.333	0-2	.000	3	4	7	2.5	1	0	1	0	5	2.8	
at Arkansas	11/18/2025		12:18	2-4	.500	1-3	.333	0-0	.000	0	3	3	2.6	0	1	1	2	5	3.2	
at Jackson St.	11/23/2025		13:16	1-2	.500	1-2	.500	0-0	.000	1	2	3	2.7	1	0	0	0	3	3.2	
Totals			0 67:54	7-16	.438	5-13	.385	0-2	.000	5	11	16	2.7	4	1	3	1	2	19	3.2

Player Averages

Games Played	Minutes/ game	Points/ game	FG Pct	3FG Pct	FT Pct	Rebounds/ game	Assists/ game	Turnovers/ game	Assist/Turnover ratio	Steals/ game	Blocks/ game
6	11.3	3.2	43.8	38.5	0.0	2.7	0.2	0.5	0.3	0.3	0.2

				Field Goals		3-Point		F-Throws		Rebounds										Scoring	
SEASON	TEAM	GP-GS	MIN/AVG	FG-FGA	FG%	3FG-3FGA	3FG%	FT-FTA	FT%	OFF	DEF	TOT	AVG	PF-FO	A	TO	BLK	STL		PTS	AVG
2024-25	GW	28-26	696/24.8	74-171	.433	36-108	.333	38-48	.792	39	81	120	4.3	56-0	21	39	22	19		222	7.9
2025-26	Win	6-0	68/11.3	7-16	.438	5-13	.385	0-2	.000	5	11	16	2.7	4-0	1	3	1	2		19	3.2
TOTAL FOR Win		6-0	68/11.3	7-16	.438	5-13	.385	0-2	.000	5	11	16	2.7	4-0	1	3	1	2		19	3.2
TOTAL		34-26	763/22.5	81-187	.433	41-121	.339	38-50	.760	44	92	136	4.0	60-0	22	42	23	21		241	7.1



#5

Brayhlan Thomas

Guard / 6-6 / 205 / So.
Atlanta, Ga.
(Georgia Southern)

- EXTRA DRIBBLE
- Played a season-high eight minutes vs. Mercer, finishing with five points, two rebounds and a block
 - Saw first action of the season in with four minutes off the bench at Coastal Carolina
 - Transfer from Georgia Southern where he started eight of the 25 games he appeared as a freshman
 - Scored in double-figures three times and had at least one steal in 10 games
 - Recorded a double-double on Feb. 8, 2025 at Western Michigan with 11 points, 13 rebounds
 - As a senior in high school he was named the South Carolina 2A Player of the Year after averaging 16.2 points, 5.8 rebounds, 2.3 assists and 1.6 steals for Gray Academy
 - Led Gray Academy to a third consecutive 2A state championship, named to all-state an Carolinas Classic All-Star teams

CAREER HIGHS

Points	11	two times
Minutes	28	at Coastal Carolina (1/16/25)
FGM	4	three times
FGA	9	ULM (1/2/25)
3PTFGM	3	South Alabama (1/4/25)
3PTFGA	6	South Alabama (1/4/25)
FTM	3	Mercer (11/15/25)
FTA	4	Mercer (11/15/25)
Rebounds	13	at Western Michigan (2/8/25)
Assists	3	at Troy (1/30/25)
Blocks	1	four times
Steals	2	Southern Miss. (3/5/25)
Turnovers	2	at Appalachian State (2/20/25)

BIG SOUTH

Points	n/a
Minutes	n/a
FGM	n/a
FGA	n/a
3PTFGM	n/a
3PTFGAs	n/a
FTM	n/a
FTA	n/a
Rebounds	n/a
Assists	n/a
Blocks	n/a
Steals	n/a
Turnovers	n/a

#5 THOMAS, Brayhlan

Opponent	Date	GS	MIN	Total		3-Pointers		Free throws		Rebounds				PF		A		BLK		STL		PTS		AVG
				FG-FGA	PCT	3FG-3FGA	PCT	FT-FTA	PCT	OFF	DEF	TOT	AVG	P	A	T	O	B	L	S	T	P	S	
at Coastal Carolina	11/11/2025		03:56	0-0	.000	0-0	.000	0-0	.000	0	0	0	0.0	0	0	0	0	0	0	0	0	0.0		
Mercer	11/15/2025		08:04	1-3	.333	0-0	.000	3-4	.750	1	1	2	1.0	0	1	0	1	0	1	0	5	2.5		
at Jackson St.	11/23/2025		03:55	0-2	.000	0-1	.000	0-0	.000	0	0	0	0.7	0	0	0	0	0	0	0	0	1.7		
Totals			0 15:55	1-5	.200	0-1	.000	3-4	.750	1	1	2	0.7	0	1	0	1	0	1	0	5	1.7		

Player Averages

Games Played	Minutes/game	Points/game	FG Pct	3FG Pct	FT Pct	Rebounds/game	Assists/game	Turnovers/game	Assist/Turnover ratio	Steals/game	Blocks/game
3	5.3	1.7	20.0	0.0	75.0	0.7	0.3	0.0	1.0	0.0	0.3

				Field Goals		3-Point		F-Throws		Rebounds										Scoring	
SEASON	TEAM	GP-GS	MIN/AVG	FG-FGA	FG%	3FG-3FGA	3FG%	FT-FTA	FT%	OFF	DEF	TOT	AVG	PF-FO	A	TO	BLK	STL	PTS	AVG	
2024-25	GS	25-8	295/11.8	31-91	.341	10-35	.286	6-9	.667	25	37	62	2.5	23-0	18	12	3	11	78	3.1	
2025-26	Win	3-0	16/5.3	1-5	.200	0-1	.000	3-4	.750	1	1	2	0.7	0-0	1	0	1	0	5	1.7	
TOTAL FOR Win		3-0	16/5.3	1-5	.200	0-1	.000	3-4	.750	1	1	2	0.7	0-0	1	0	1	0	5	1.7	



#7

Daylen Berry

Guard / 6-4 / 175 / Sr.
Raleigh, N.C.
(Charleston Southern)

CAREER HIGHS

Points

28

Longwood (2/1/25)

Minutes

53

at Winthrop (1/15/25)

FGM

9

two times

FGA

19

Winthrop (2/5/25)

3PTFGM

6

two times

3PTFGA

11

two times

FTM

11

at UNC Asheville (2/15/25)

FTA

13

at UNC Asheville (2/15/25)

Rebounds

12

at LSU (11/19/24)

Assists

6

three times

Blocks

1

12 times

Steals

4

four times

Turnovers

7

at North Alabama (12/19/24)

BIG SOUTH

Points

28

Longwood (2/1/25)

Minutes

53

at Winthrop (1/15/25)

FGM

9

two times

FGA

19

Winthrop (2/5/25)

3PTFGM

6

two times

3PTFGAs

11

two times

FTM

11

at UNC Asheville (2/15/25)

FTA

13

at UNC Asheville (2/15/25)

Rebounds

10

at Presbyterian (1/22/25)

Assists

6

USC Upstate (2/22/25)

Blocks

1

five times

Steals

4

two times

Turnovers

6

Presbyterian (2/12/25)

EXTRA DRIBBLE

In double-figures in 5-of-6 games and ranks 10th in the Big South in scoring (14.5 ppg)

Posted his 7th career 20-point game and second as an Eagle with 20 at Coastal

Posted his 6th career 20-point game in the opener with 23 against Queens

Finished with a +20 in the game and was an impressive 9-for-11 at the foul line

2025 Big South Preseason All-Conference Second Team

Transfer from Charleston Southern where he was second in scoring (13.9) and third in rebounding (5.3) with the Bucs

Ranked 12th in the Big South in scoring last season as well as finishing 4th in steals, 9th in free throw percentage, 10th in assists and 13th in rebounding

Posted four double-doubles in 2024-25 and had 20 games in double-figures

Scored a career-high 28 points on Feb. 1, 2025 vs. Longwood

Transferred to Charleston Southern after two seasons with Charlotte


Played at Panther Creek H.S. where he was a two-time first team all-conference selection

Named the Triangle 8 Conference Co-Player of the Year

#7 BERRY, Daylen																			
		Total		3-Pointers		Free throws		Rebounds											
Opponent	Date	GS	MIN	FG-FGA	PCT	3FG-3FGA	PCT	FT-FTA	PCT	OFF	DEF	TOT	AVG	PF	A	TO	BLK	STL	PTS
vs Queens (NC)	11/03/2025	*	30:22	6-13	.462	2-7	.286	9-11	.818	0	5	5	5.0	1	1	1	0	0	23
at George Mason	11/07/2025	*	24:48	4-11	.364	2-6	.333	7-8	.875	1	7	8	6.5	4	0	2	0	0	17
at Coastal Carolina	11/11/2025	*	34:43	7-14	.500	3-6	.500	3-4	.750	1	6	7	6.7	2	0	1	0	0	20
Mercer	11/15/2025	*	26:17	3-8	.375	1-3	.333	4-6	.667	2	2	4	6.0	2	3	2	0	1	11
at Arkansas	11/18/2025	*	33:24	4-13	.308	2-6	.333	1-2	.500	0	2	2	5.2	3	2	2	0	0	11
at Jackson St.	11/23/2025	*	24:12	2-5	.400	1-2	.500	0-0	.000	0	4	4	5.0	1	1	1	0	0	5
Totals			6	173:46	26-64	.406	11-30	.367	24-31	.774	4	26	30	5.0	13	7	9	0	1

Player Averages											
Games Played	Minutes/ game	Points/ game	FG Pct	3FG Pct	FT Pct	Rebounds/ game	Assists/ game	Turnovers/ game	Assist/Turnover ratio	Steals/ game	Blocks/ game
6	29.0	14.5	40.6	36.7	77.4	5.0	1.2	1.5	0.8	0.2	0.0

				Field Goals		3-Point		F-Throws		Rebounds											Scoring	
SEASON	TEAM	GP-GS	MIN/AVG	FG-FGA	FG%	3FG-3FGA	3FG%	FT-FTA	FT%	OFF	DEF	TOT	AVG	PF-FO	A	TO	BLK	STL	PTS	AVG		
2022-23	CLT	21-0	147/7.0	12-34	.353	2-15	.133	3-7	.429	5	14	19	0.9	10-0	6	10	1	11	29	1.4		
2023-24	CLT	16-0	133/8.3	10-30	.333	3-16	.188	2-4	.500	0	11	11	0.7	8-0	7	11	0	5	25	1.6		
2024-25	ChaSou	32-32	1147/35.8	132-341	.387	55-193	.285	122-158	.772	29	142	171	5.3	71-3	89	106	11	54	441	13.8		
2025-26	Win	6-6	174/29.0	26-64	.406	11-30	.367	24-31	.774	4	26	30	5.0	13-0	7	9	0	1	87	14.5		
TOTAL FOR Win		6-6	174/29.0	26-64	.406	11-30	.367	24-31	.774	4	26	30	5.0	13-0	7	9	0	1	87	14.5		
TOTAL		75-38	1600/21.3	180-469	.384	71-254	.280	151-200	.755	38	193	231	3.1	102-3	109	136	12	71	582	7.8		



#8

Cam Christy

Guard / 6-4 / 200 / Sr.
Walton, Ky.
(Mount St. Joseph Univ.)

CAREER HIGHS

Points

4

Bob Jones (12/12/24)

Minutes

3

four times

FGM

2

Bob Jones (12/12/24)

FGA

3

two times

3PTFGM

n/a

3PTFGA

1

two times

FTM

1

Piedmont (11/4/24)

FTA

2

Piedmont (11/4/24)

Rebounds

3

Piedmont (11/4/24)

Assists

1

Piedmont (11/4/24)

Blocks

n/a

Steals

n/a

Turnovers

1

Bob Jones (12/12/24)

BIG SOUTH

Points

n/a

Minutes

1

two times

FGM

n/a

FGA

n/a

3PTFGM

n/a

3PTFGAs

n/a

FTM

n/a

FTA

n/a

Rebounds

n/a

Assists

n/a

Blocks

n/a

Steals

n/a

Turnovers

n/a

EXTRA DRIBBLE

Saw first action of the season with three minutes vs. Mercer

Posted four points in the final three minutes of win over Bob Jones (12/12/24)

Saw first action as an Eagle in the season opener with three minutes against Piedmont

Walk-on and did not play in 2023-24

2021 and 2022 All-District Selection

2020, 2021, 2022 All-Conference Selection

2022 All-Region Selection

#8 CHRISTY, Cam																	
Opponent		Date	GS	MIN	FG-FGA	PCT	3FG-3FGA	PCT	FT-FTA	PCT	OFF	DEF	TOT	AVG	PF	A	TO
Mercer		11/15/2025		03:31	0-0	.000	0-0	.000	0-0	.000	0	0	0	0.0	0	0	0
Totals			0	03:31	0-0	.000	0-0	.000	0-0	.000	0	0	0	0.0	0	0	0

Games Played	Minutes/ game	Points/ game	FG Pct	3FG Pct	FT Pct	Rebounds/ game	Assists/ game	Turnovers/ game	Assist/Turnover ratio	Steals/ game	Blocks/ game
1	3.5	0.0	0.0	0.0	0.0	0.0	0.0	0.0	0.0	0.0	0.0

				Field Goals		3-Point		F-Throws		Rebounds									Scoring	
SEASON	TEAM	GP-GS	MIN/AVG	FG-FGA	FG%	3FG-3FGA	3FG%	FT-FTA	FT%	OFF	DEF	TOT	AVG	PF-FO	A	TO	BLK	STL	PTS	AVG
2024-25	Win	7-0	14/2.0	2-8	.250	0-2	.000	1-2	.500	2	3	5	0.7	2-0	1	1	0	0	5	0.7
2025-26	Win	1-0	4/3.5	0-0	.000	0-0	.000	0-0	.000	0	0	0	0.0	0-0	0	0	0	0	0	0.0
TOTAL		8-0	17/2.2	2-8	.250	0-2	.000	1-2	.500	2	3	5	0.6	2-0	1	1	0	0	5	0.6



#11

Kody Clouet

Guard / 6-5 / 210 / Sr.
San Marcos, Calif.
(San Diego)

CAREER HIGHS

Points

35

Portland (3/1/25)

Minutes*

37

two times

FGM

12

Portland (3/1/25)

FGA

20

NW Oklahoma (12/17/22)

3PTFGM

8

Portland (3/1/25)

3PTFGA

13

Ouachita Baptist (2/22/24)

FTM

15

Augustana-SD (11/11/23)

FTA

16

Augustana-SD (11/11/23)

Rebounds

12

at Southern Nazarene (11/30/22)

Assists

7

Southern Nazarene (3/9/24)

Blocks

3

at Wayne St.-NE (11/11/22)

Steals

5

Southern Nazarene (3/9/24)

Turnovers*

3

three times

BIG SOUTH

Points

n/a

Minutes

n/a

FGM

n/a

FGA

n/a

3PTFGM

n/a

3PTFGAs

n/a

FTM

n/a

FTA

n/a

Rebounds

n/a

Assists

n/a

Blocks

n/a

Steals

n/a

Turnovers

n/a

* indicates only from San Diego

EXTRA DRIBBLE

- Dished out a season-high five assists at Jackson State, more than he had combined for all season (4)
- Had his best scoring output as an Eagle with 16 in the loss at #21 Arkansas and has posted back-to-back games in double-figures
- Second on the team with 14 made threes, ranks 6th in Big South at 2.33 per game
- Is two threes away from 200 in his career
- Transfer from San Diego where he started 14 of the 29 games he appeared
- Averaged 8.9 ppg with the Toreros and was fifth on the team in steals with 28
- Scored a career-high 35 points against Portland on Mar. 1, 2025 behind a career-best eight made threes
- He posted 13 double-figure games in 2024-15
- Began his collegiate career at NAIA St. Katherine's where he averaged 14.7 ppg
- Transferred Southeastern Oklahoma State for his sophomore and junior seasons
- Enjoyed best season at SE Oklahoma State as a junior, averaging 17.7 ppg, 5.2 rpg and connected on 84 triples
- In his final season with SEOS he helped the team to a 2024 Great American Conference regular season title
- Earned All-First Team GAC honors and was a Second Team Academic All-American

#11 CLOUET, Kody

Opponent	Date	GS	MIN	Total		3-Pointers		Free throws		Rebounds				PF		A		TO		BLK		STL		PTS		AVG
				FG-FGA	PCT	3FG-3FGA	PCT	FT-FTA	PCT	OFF	DEF	TOT	AVG													
vs Queens (NC)	11/03/2025	*	29:57	3-9	.333	3-8	.375	0-0	.000	1	3	4	4.0	1	0	0	0	2	9	9.0						
at George Mason	11/07/2025	*	25:37	3-9	.333	3-9	.333	4-4	1.000	1	1	2	3.0	2	2	0	1	0	13	11.0						
at Coastal Carolina	11/11/2025	*	20:21	1-4	.250	0-2	.000	1-2	.500	0	2	2	2.7	2	0	0	0	0	3	8.3						
Mercer	11/15/2025	*	17:27	4-7	.571	3-5	.600	3-6	.500	1	3	4	3.0	1	1	1	0	0	14	9.8						
at Arkansas	11/18/2025	*	23:32	6-9	.667	4-6	.667	0-0	.000	1	3	4	3.2	3	1	0	0	0	16	11.0						
at Jackson St.	11/23/2025	*	23:47	3-9	.333	1-6	.167	2-2	1.000	2	3	5	3.5	0	5	2	1	0	9	10.7						
Totals			6	140:41	20-47	.426	14-36	.389	10-14	.714	6	15	21	3.5	9	9	3	2	2	64	10.7					

Player Averages

Games Played	Minutes/ game	Points/ game	FG Pct	3FG Pct	FT Pct	Rebounds/ game	Assists/ game	Turnovers/ game	Assist/Turnover ratio	Steals/ game	Blocks/ game
6	23.4	10.7	42.6	38.9	71.4	3.5	1.5	0.5	3.0	0.3	0.3

				Field Goals		3-Point		F-Throws		Rebounds										Scoring	
SEASON	TEAM	GP-GS	MIN/AVG	FG-FGA	FG%	3FG-3FGA	3FG%	FT-FTA	FT%	OFF	DEF	TOT	AVG	PF-FO	A	TO	BLK	STL	PTS	AVG	
2022-23	SE	28-28	824/29.4	112-269	.416	54-141	.383	54-68	.794	37	113	150	5.4	49-1	55	29	11	26	332	11.9	
2023-24	SE	32-32	1137/35.5	183-364	.503	84-196	.429	116-144	.806	47	119	166	5.2	63-0	66	40	14	48	566	17.7	
2024-25	SD	29-14	676/23.3	77-230	.335	46-142	.324	59-66	.894	7	70	77	2.7	56-0	28	26	10	28	259	8.9	
2025-26	Win	6-6	141/23.4	20-47	.426	14-36	.389	10-14	.714	6	15	21	3.5	9-0	9	3	2	2	64	10.7	
TOTAL FOR Win		6-6	141/23.4	20-47	.426	14-36	.389	10-14	.714	6	15	21	3.5	9-0	9	3	2	2	64	10.7	
TOTAL		95-80	2779/29.3	392-910	.431	198-515	.384	239-292	.818	97	317	414	4.4	177-1	158	98	37	104	1221	12.9	



#15

Tommy Kamarad

Forward / 6-8 / 205 / Sr.
Buford, Ga.
(Arkansas Tech)

- EXTRA DRIBBLE
- Had three steals at Jackson State and now has three in a game twice over the last three contests
 - Dropped in three triples at Jackson State, which was third game of the year with at least three
 - In the win over Mercer he posted a season-high 11 points as he was a perfect 4-for-4 at the foul line
 - So far this season he's 6-of-12 behind the arc
 - Started the opener and finished in double-figures with 10 points in just 10 minutes of action
 - His next game will be the 100th of his career as he's played 36 as an Eagle
 - Started the last nine games of 2024-25 and in those nine games he averaged 6.1 ppg, 3.3 rpg and shooting 55 percent from the floor
 - Came to Winthrop after playing two seasons at Arkansas Tech, starting 58-of-63 games played
 - Helped the team to a Great American Conference Championship
 - Named to the GACC All-Tournament Team
 - Began career at Otero Junior College where he played 45 games with 22 starts

CAREER HIGHS

Points

22

five times

Minutes

38

at SE Oklahoma (2/1/24)

FGM

9

at Oklahoma Baptist (1/11/24)

FGA

15

at SE Oklahoma (2/1/24)

3PTFGM

5

three times

3PTFGA

10

at SE Oklahoma (2/1/24)

FTM

8

two times

FTA

8

two times

Rebounds

11

Northwestern Okla. (3/9/24)

Assists

4

Ouachita Baptist (12/2/23)

Blocks

3

four times

Steals

3

three times

Turnovers

2

Piedmont (11/4/24)

BIG SOUTH

Points

16

at USC Upstate (2/8/25)

Minutes

27

at USC Upstate (2/8/25)

FGM

6

at USC Upstate (2/8/25)

FGA

8

at USC Upstate (2/8/25)

3PTFGM

2

two times

3PTFGAs

4

Gardner-Webb (2/1/25)

FTM

2

at USC Upstate (2/8/25)

FTA

3

at USC Upstate (2/8/25)

Rebounds

8

at USC Upstate (2/8/25)

Assists

2

two times

Blocks

1

four times

Steals

2

two times

Turnovers

1

three games

#15 KAMARAD, Tommy

Opponent	Date	GS	MIN	Total		3-Pointers		Free throws		Rebounds				PF	A	TO	BLK	STL	PTS	AVG
				FG-FGA	PCT	3FG-3FGA	PCT	FT-FTA	PCT	OFF	DEF	TOT	AVG							
vs Queens (NC)	11/03/2025		10:16	4-5	.800	2-2	1.000	0-0	.000	1	0	1	1.0	1	0	3	1	1	10	10.0
at George Mason	11/07/2025		13:47	1-4	.250	1-2	.500	2-2	1.000	1	1	2	1.5	2	0	0	0	0	5	7.5
at Coastal Carolina	11/11/2025		04:16	0-1	.000	0-0	.000	0-0	.000	0	0	0	1.0	0	2	0	0	0	0	5.0
Mercer	11/15/2025		18:12	3-6	.500	1-2	.500	4-4	1.000	2	2	4	1.8	1	1	0	0	3	11	6.5
at Arkansas	11/18/2025		09:14	1-3	.333	1-3	.333	0-0	.000	0	2	2	1.8	0	3	1	0	0	3	5.8
at Jackson St.	11/23/2025		14:39	3-6	.500	1-3	.333	0-0	.000	3	1	4	2.2	0	1	1	0	3	7	6.0
Totals		0	70:23	12-25	.480	6-12	.500	6-6	1.000	7	6	13	2.2	4	7	5	1	7	36	6.0

Player Averages

Games Played	Minutes/game	Points/game	FG Pct	3FG Pct	FT Pct	Rebounds/game	Assists/game	Turnovers/game	Assist/Turnover ratio	Steals/game	Blocks/game
6	11.7	6.0	48.0	50.0	100.0	2.2	1.2	0.8	1.4	1.2	0.2

				Field Goals		3-Point		F-Throws		Rebounds										Scoring	
SEASON	TEAM	GP-GS	MIN/AVG	FG-FGA	FG%	3FG-3FGA	3FG%	FT-FTA	FT%	OFF	DEF	TOT	AVG	PF-FO	A	TO	BLK	STL	PTS	AVG	
2022-23	ATU	31-28	707/22.8	81-195	.415	29-81	.358	52-62	.839	35	86	121	3.9	74-1	27	36	24	26	243	7.8	
2023-24	ATU	32-30	873/27.3	143-281	.509	47-118	.398	58-71	.817	53	112	165	5.2	84-3	42	47	33	17	391	12.2	
2024-25	Win	31-14	420/13.6	44-101	.436	16-62	.258	15-29	.517	19	63	82	2.6	54-1	16	12	11	18	119	3.8	
2025-26	Win	6-0	70/11.7	12-25	.480	6-12	.500	6-6	1.000	7	6	13	2.2	4-0	7	5	1	7	36	6.0	
TOTAL FOR Win		37-14	491/13.3	56-126	.444	22-74	.297	21-35	.600	26	69	95	2.6	58-1	23	17	12	25	155	4.2	
TOTAL		100-72	2070/20.7	280-602	.465	98-273	.359	131-168	.780	114	267	381	3.8	216-5	92	100	69	68	789	7.9	



#21

Tai Hamilton

Forward / 6-10 / 200 / Jr.
Charlotte, N.C.
(William & Mary)

CAREER HIGHS

Points

10

two times

Minutes

23

at Col. of Charleston (2/19/24)

FGM

4

two times

FGA

5

at Queens (12/3/24)

3PTFGM

n/a

3PTFGA

n/a

FTM

4

two times

FTA

6

Piedmont (11/4/24)

Rebounds

10

Piedmont (11/4/24)

Assists

2

two times

Blocks

4

two times

Steals

3

Delaware (2/1/24)

Turnovers

3

three times

BIG SOUTH

Points

4

at Radford (1/4/25)

Minutes

18

Charleston Southern (1/15/25)

FGM

1

three times

FGA

3

Charleston Southern (1/15/25)

3PTFGM

n/a

3PTFGAs

n/a

FTM

2

at Radford (1/4/25)

FTA

2

three times

Rebounds

6

Charleston Southern (1/15/25)

Assists

n/a

Blocks

2

at Gardner-Webb (1/8/25)

Steals

2

at Radford (1/4/25)

Turnovers

1

three times

EXTRA DRIBBLE

Had only taken one shot all season before coming off the bench for 10 points and four rebounds at Jackson State

The 10 points matched his career-best as he was 3-for-3 from the field and 4-for-4 at the foul line

Against Mercer he had a six rebound and one assist performance in 15 minutes

Came off the bench in the opener playing eight minutes and leading the team in blocks (2)

Had six multi-block games and was tied 8th in the Big South in blocks per game (0.8) in 2024-25

Posted a double-double in the opener with 10 points, 10 rebounds (both career-highs) vs. Piedmont

Transferred from William & Mary where he played in 26 games as a freshman

Ranked 14th in the Coastal Athletic Association in blocks per game (nearly one per game - .85)

Only played two years of high school basketball

Selected for Queen City All-Star Game in 2023

Led state of North Carolina with 4.6 blocks per game in 2021-22

Played AAU for ACE Elite in 2021 and 2022

#21 HAMILTON, Tai

Opponent	Date	GS	MIN	Total		3-Pointers		Free throws		Rebounds				PF				A	TO	BLK	STL	PTS	AVG
				FG-FGA	PCT	3FG-3FGA	PCT	FT-FTA	PCT	OFF	DEF	TOT	AVG	A	TO	BLK	STL						
vs Queens (NC)	11/03/2025		07:53	0-0	.000	0-0	.000	0-0	.000	0	0	0	0.0	4	0	1	2	0	0	0	0.0		
at George Mason	11/07/2025		05:04	0-0	.000	0-0	.000	0-0	.000	0	1	1	0.5	2	0	0	1	0	0	0	0.0		
at Coastal Carolina	11/11/2025		02:16	0-0	.000	0-0	.000	0-0	.000	0	0	0	0.3	0	0	0	0	0	0	0	0.0		
Mercer	11/15/2025		14:36	0-1	.000	0-0	.000	0-0	.000	1	5	6	1.8	4	1	2	0	0	0	0	0.0		
at Arkansas	11/18/2025		05:31	0-0	.000	0-0	.000	0-0	.000	0	0	0	1.4	1	0	0	0	0	0	0	0.0		
at Jackson St.	11/23/2025		11:39	3-3	1.000	0-0	.000	4-4	1.000	2	2	4	1.8	1	1	0	0	1	10	1.7			
Totals			0 46:59	3-4	.750	0-0	.000	4-4	1.000	3	8	11	1.8	12	2	3	3	1	10	1.7			

Player Averages

Games Played	Minutes/ game	Points/ game	FG Pct	3FG Pct	FT Pct	Rebounds/ game	Assists/ game	Turnovers/ game	Assist/Turnover ratio	Steals/ game	Blocks/ game
6	7.8	1.7	75.0	0.0	100.0	1.8	0.3	0.5	0.7	0.2	0.5

				Field Goals		3-Point		F-Throws		Rebounds									Scoring	
SEASON	TEAM	GP-GS	MIN/AVG	FG-FGA	FG%	3FG-3FGA	3FG%	FT-FTA	FT%	OFF	DEF	TOT	AVG	PF-FO	A	TO	BLK	STL	PTS	AVG
2023-24	W&M	26-0	316/12.2	16-28	.571	0-0	.000	6-23	.261	25	55	80	3.1	64-4	6	18	22	13	38	1.5
2024-25	Win	28-0	220/7.9	18-37	.486	0-0	.000	18-32	.563	31	38	69	2.5	48-2	4	13	22	11	54	1.9
2025-26	Win	6-0	47/7.8	3-4	.750	0-0	.000	4-4	1.000	3	8	11	1.8	12-0	2	3	3	1	10	1.7
TOTAL FOR Win		34-0	267/7.9	21-41	.512	0-0	.000	22-36	.611	34	46	80	2.4	60-2	6	16	25	12	64	1.9
TOTAL		60-0	583/9.7	37-69	.536	0-0	.000	28-59	.475	59	101	160	2.7	124-6	12	34	47	25	102	1.7



#22

Henry Harrison

Guard / 5-11 / 175 / Jr.
Lewisburg, Pa.
(Lewisburg H.S.)

EXTRA DRIBBLE

- Saw first action of the season vs. Mercer with three minutes
- Saw action in seven games in each of his first two seasons
- Made all of his three-point attempts (3-for-3) as a freshman
- Had a season-high four minutes vs. Brevard/vs. Toccoa Falls
- Lettered in soccer (4 yrs.) and basketball (3 yrs.) at Lewisburg H.S.
- Was team captain in 2023 and named to First Team All-Conference

CAREER HIGHS

Points

3

three times

Minutes

4

two times

FGM

1

four times

FGA

3

Piedmont (11/4/24)

3PTFGM

1

three times

3PTFGA

2

three times

FTM

n/a

FTA

n/a

Rebounds

1

at Charleston Southern (2/5/25)

Assists

1

Bob Jones (11/28/23)

Blocks

n/a

Steals

1

Charleston Southern (2/7/24)

Turnovers

1

three times

BIG SOUTH

Points

n/a

Minutes

2

at Charleston Southern (1/24/24)

FGM

n/a

FGA

n/a

3PTFGM

n/a

3PTFGAs

n/a

FTM

n/a

FTA

n/a

Rebounds

1

at Charleston Southern (2/5/25)

Assists

n/a

Blocks

n/a

Steals

1

Charleston Southern (2/7/24)

Turnovers

n/a

#22 HARRISON, Henry

Opponent	Date	GS	MIN	Total		3-Pointers		Free throws		Rebounds				PF		A TO		BLK	STL	PTS		AVG
				FG-FGA	PCT	3FG-3FGA	PCT	FT-FTA	PCT	OFF	DEF	TOT	AVG	0	0	2	0			0	0	
Mercer	11/15/2025		03:31	0-0	.000	0-0	.000	0-0	.000	0	0	0	0.0	0	0	2	0	0	0	0	0	0.0
Totals		0	03:31	0-0	.000	0-0	.000	0-0	.000	0	0	0	0.0	0	0	2	0	0	0	0	0	0.0

Player Averages

Games Played	Minutes/ game	Points/ game	FG Pct	3FG Pct	FT Pct	Rebounds/ game	Assists/ game	Turnovers/ game	Assist/Turnover ratio	Steals/ game	Blocks/ game
1	3.5	0.0	0.0	0.0	0.0	0.0	0.0	2.0	0.0	0.0	0.0

				Field Goals		3-Point		F-Throws		Rebounds									Scoring	
SEASON	TEAM	GP-GS	MIN/AVG	FG-FGA	FG%	3FG-3FGA	3FG%	FT-FTA	FT%	OFF	DEF	TOT	AVG	PF-FO	A	TO	BLK	STL	PTS	AVG
2023-24	Win	7-0	16/2.3	3-3	1.000	3-3	1.000	0-0	.000	0	0	0	0.0	0-0	1	3	0	1	9	1.3
2024-25	Win	7-0	14/2.0	1-7	.143	0-6	.000	0-0	.000	0	1	1	0.1	1-0	1	0	0	0	2	0.3
2025-26	Win	1-0	4/3.5	0-0	.000	0-0	.000	0-0	.000	0	0	0	0.0	0-0	0	2	0	0	0	0.0
TOTAL		15-0	34/2.2	4-10	.400	3-9	.333	0-0	.000	0	1	1	0.1	1-0	2	5	0	1	11	0.7



Forward / 6-10 / 230 / Sr.
Lagos, Nigeria
(New Mexico St.)

EXTRA DRIBBLE

- Came off the bench at Arkansas to lead the team in rebounds (5) in 12 minutes of action
- Matched a season-high six points vs. Mercer, also pulling down three boards in the game
- Came off the bench for six points, five rebounds in 10 minutes against Queens
- Transfer from New Mexico State where he played in 20 games
- Prior to New Mexico State he spent his first two seasons at Georgia State where he played in 56 games with 19 starts
- Posted first collegiate double-double as a sophomore with 11 points and 16 rebounds against Toccoa Falls
- After going 11-for-28 at the free throw line as a freshman, the next two seasons were huge improvements at 33-for-42 (.786) as a sophomore and 12-for-15 (.800) as a junior
- Native to Nigeria who came to the U.S. as a sophomore in high school
- Attended Riviera Prep in Miami, Fla.

CAREER HIGHS

Points	11	two times
Minutes	26	James Madison (2/28/24)
FGM	4	three times
FGA	7	Toccoa Falls (12/19/23)
3PTFGM	n/a	
3PTFGA	n/a	
FTM	7	Texas A&M-CC (11/14/24)
FTA	8	Texas A&M-CC (11/14/24)
Rebounds	16	Toccoa Falls (12/19/23)
Assists	2	two times
Blocks	3	two times
Steals	2	at James Madison (2/15/24)
Turnovers	4	Middle Georgia State (12/4/23)

BIG SOUTH

Points	n/a
Minutes	n/a
FGM	n/a
FGA	n/a
3PTFGM	n/a
3PTFGAs	n/a
FTM	n/a
FTA	n/a
Rebounds	n/a
Assists	n/a
Blocks	n/a
Steals	n/a
Turnovers	n/a

#23 NNAMOKO, Edward

Opponent		Date	GS	MIN	Total FG-FGA PCT		3-Pointers 3FG-3FGA PCT		Free throws FT-FTA PCT		Rebounds OFF DEF TOT AVG		PF	A TO	BLK	STL	PTS	AVG				
vs Queens (NC)		11/03/2025		09:57	3-5	.600	0-0	.000	0-0	.000	3	2	5	3	0	1	0	6	6.0			
at George Mason		11/07/2025		10:27	1-3	.333	0-0	.000	0-0	.000	0	2	2	3.5	3	0	0	1	2	4.0		
at Coastal Carolina		11/11/2025		06:48	0-0	.000	0-0	.000	0-3	.000	0	1	1	2.7	2	0	0	0	0	2.7		
Mercer		11/15/2025		15:44	3-5	.600	0-0	.000	0-0	.000	1	2	3	2.8	2	0	1	1	0	6	3.5	
at Arkansas		11/18/2025		12:20	1-5	.200	0-0	.000	0-0	.000	2	3	5	3.2	3	1	1	0	0	2	3.2	
at Jackson St.		11/23/2025		06:58	2-3	.667	0-0	.000	0-0	.000	0	0	0	2.7	2	1	0	1	4	3.3		
Totals				0	62.13	10-21	.476	0-0	.000	0-3	.000	6	10	16	2.7	15	2	3	1	2	20	3.3

Player Averages

Games Played	Minutes/game	Points/game	FG Pct	3FG Pct	FT Pct	Rebounds/game	Assists/game	Turnovers/game	Assist/Turnover ratio	Steals/game	Blocks/game
6	10.4	3.3	47.6	0.0	0.0	2.7	0.3	0.5	0.7	0.3	0.2

				Field Goals		3-Point		F-Throws		Rebounds									Scoring	
SEASON	TEAM	GP-GS	MIN/AVG	FG-FGA	FG%	3FG-3FGA	3FG%	FT-FTA	FT%	OFF	DEF	TOT	AVG	PF-FO	A	TO	BLK	STL	PTS	AVG
2022-23	GSU	28-19	449/16.0	20-47	.426	0-0	.000	11-28	.393	39	62	101	3.6	53-0	4	26	18	2	51	1.8
2023-24	GSU	28-0	431/15.4	26-53	.491	0-0	.000	33-42	.786	40	84	124	4.4	53-0	13	21	18	11	85	3.0
2024-25	NMSU	20-0	103/5.1	4-9	.444	0-0	.000	12-15	.800	6	13	19	1.0	22-0	5	11	6	0	20	1.0
2025-26	Win	6-0	62/10.4	10-21	.476	0-0	.000	0-3	.000	6	10	16	2.7	15-0	2	3	1	2	20	3.3
TOTAL FOR Win		6-0	62/10.4	10-21	.476	0-0	.000	0-3	.000	6	10	16	2.7	15-0	2	3	1	2	20	3.3
TOTAL		82-19	1045/12.7	60-130	.462	0-0	.000	56-88	.636	91	169	260	3.2	143-0	24	61	43	15	176	2.1



#25

Seifeldin Hendawy

Guard / 6-8 / 200 / SO.
Cairo, Egypt
(Loyola Chicago)

CAREER HIGHS

Points	12	at Jackson St. (11/23/25)
Minutes	21	at #21 Arkansas (11/18/25)
FGM	4	two times
FGA	7	Mercer (11/15/25)
3PTFGM	3	at Jackson St. (11/23/25)
3PTFGA	5	at Jackson St. (11/23/25)
FTM	3	vs. Queens (11/3/25)
FTA	4	vs. Queens (11/3/25)
Rebounds	5	Mercer (11/15/25)
Assists	3	at Jackson St. (11/23/25)
Blocks	2	Tulsa (11/23/24)
Steals	3	at George Mason (11/7/25)
Turnovers	3	Eureka (11/10/24)

BIG SOUTH

Points	n/a
Minutes	n/a
FGM	n/a
FGA	n/a
3PTFGM	n/a
3PTFGAs	n/a
FTM	n/a
FTA	n/a
Rebounds	n/a
Assists	n/a
Blocks	n/a
Steals	n/a
Turnovers	n/a

EXTRA DRIBBLE

- Came off the bench for a career-high 12 points and career-best three assists in the win at Jackson State
- Now in double-figures in two of the last three games
- Solid numbers off the bench at Arkansas with six points, career-high 4 rebounds, an assist and a steal
- Came off the bench for 15 minutes vs. Mercer and chipped in with a career-high 10 points at the time to go along with a career-best five rebounds
- Played 17 minutes off the bench in the opener and has been first off the bench in both games
- Had a career-high five points to go along with three rebounds and an assist in his Eagle debut
- Didn't score in 10 minutes at Coastal, but chipped in with three rebound, an assist and a block
- Transfer from Loyola Chicago where he played in 16 games as a freshman (4.4 minutes per game)
- Four star recruit per On3, ranking 67th nationally
- Three start recruit per 247 sports and a Top-35 small forward
- Helped Egypt clinch the 2021 FIBA U16 African Championship

#25 HENDAWY, Seifeldin

		Total			3-Pointers		Free throws		Rebounds													
Opponent	Date	GS	MIN	FG-FGA	PCT	3FG-3FGA	PCT	FT-FTA	PCT	OFF	DEF	TOT	AVG	PF	A	TO	BLK	STL	PTS	AVG		
vs Queens (NC)	11/03/2025		16:09	1-4	.250	0-1	.000	3-4	.750	1	2	3	3.0	2	1	0	0	0	5	5.0		
at George Mason	11/07/2025		12:46	1-3	.333	1-3	.333	0-0	.000	0	0	0	1.5	3	0	0	0	3	3	4.0		
at Coastal Carolina	11/11/2025		09:39	0-4	.000	0-1	.000	0-0	.000	0	3	3	2.0	1	1	1	1	0	0	2.7		
Mercer	11/15/2025		15:05	4-7	.571	0-2	.000	2-3	.667	2	3	5	2.8	1	0	0	0	0	10	4.5		
at Arkansas	11/18/2025		21:33	3-5	.600	0-1	.000	0-0	.000	1	3	4	3.0	1	1	0	0	1	6	4.8		
at Jackson St.	11/23/2025		20:00	4-6	.667	3-5	.600	1-2	.500	0	4	4	3.2	1	3	2	0	0	12	6.0		
Totals		0	95:12	13-29	.448	4-13	.308	6-9	.667	4	15	19	3.2	9	6	3	1	4	36	6.0		

Player Averages

Games Played	Minutes/ game	Points/ game	FG Pct	3FG Pct	FT Pct	Rebounds/ game	Assists/ game	Turnovers/ game	Assist/Turnover ratio	Steals/ game	Blocks/ game
6	15.9	6.0	44.8	30.8	66.7	3.2	1.0	0.5	2.0	0.7	0.2

				Field Goals		3-Point		F-Throws		Rebounds									Scoring	
SEASON	TEAM	GP-GS	MIN/AVG	FG-FGA	FG%	3FG-3FGA	3FG%	FT-FTA	FT%	OFF	DEF	TOT	AVG	PF-FO	A	TO	BLK	STL	PTS	AVG
2024-25	Loyola	16-0	71/4.4	5-17	.294	1-6	.167	3-4	.750	0	6	6	0.4	7-0	4	9	2	4	14	0.9
2025-26	Win	6-0	95/15.9	13-29	.448	4-13	.308	6-9	.667	4	15	19	3.2	9-0	6	3	1	4	36	6.0
TOTAL FOR Win		6-0	95/15.9	13-29	.448	4-13	.308	6-9	.667	4	15	19	3.2	9-0	6	3	1	4	36	6.0
TOTAL		22-0	166/7.5	18-46	.391	5-19	.263	9-13	.692	4	21	25	1.1	16-0	10	12	3	8	50	2.3



#51

Logan Duncomb

Center / 6-10 / 230 / Sr.
Cincinnati, Ohio
(Xavier)

CAREER HIGHS

Points

Minutes

FGM

FGA

3PTFGM

3PTFGA

FTM

FTA

Rebounds

Assists

Blocks

Steals

Turnovers

21

31

6

13

n/a

n/a

9

14

10

2

2

3

2

at Coastal Carolina (11/11/25)

at Coastal Carolina (11/11/25)

two times

at Coastal Carolina (11/11/25)

at Coastal Carolina (11/11/25)

at Coastal Carolina (11/11/25)

at Coastal Carolina (11/11/25)

two times

three times

at Longwood (2/27/25)

Georgia Southern (11/16/24)

BIG SOUTH

Points

Minutes

FGM

FGA

3PTFGM

3PTFGAs

FTM

FTA

Rebounds

Assists

Blocks

Steals

Turnovers

10

27

4

7

n/a

n/a

2

4

7

1

2

3

1

at Charleston Southern (2/5/25)

Charleston Southern (1/15/25)

at Charleston Southern (2/5/25)

at Charleston Southern (2/5/25)

five times

at USC Upstate (2/8/25)

Charleston Southern (1/15/25)

two times

two times

at Longwood (2/27/25)

five times

EXTRA DRIBBLE

Had 13 points on 6-of-10 shooting at Arkansas and also hauled in four rebounds

In the Big South he's ranked 19th in scoring and rebounding, while ranking 4th in offensive rebounding

In double-figures in 5-of-6 games as he's leading the team in scoring in road games at 16.0 ppg and also averaging 5.0 rpb while shooting 58 percent from the field

Set a career-high in points in each of the first three games this season

Set career-highs in points (21) and rebounds (10) at Coastal for his first collegiate double-double

Ranks 3rd in Big South in free throw attempts (30) among players with 4 or more games

Played his first full season of collegiate basketball in 2024-25 after missing 2023-24 and having combined for 18 games his first two years (both at Indiana)

Last year he had three or more rebounds in 11 of the 24 games played

Began collegiate career at Indiana, transferred to Xavier and now at Winthrop

Has battled through injuries most of his collegiate career

Led Moeller High School to a state title in 2019

Named the GCL Co-Player of the Year

McDonalds All-American Nominee

#51 DUNCOMB, Logan

Opponent	Date	GS	MIN	Total		3-Pointers		Free throws		Rebounds				PF	A	TO	BLK	STL	PTS	AVG
				FG-FGA	PCT	3FG-3FGA	PCT	FT-FTA	PCT	OFF	DEF	TOT	AVG							
vs Queens (NC)	11/03/2025	*	21:34	3-7	.429	0-0	.000	6-8	.750	5	3	8	8.0	3	0	1	1	1	12	12.0
at George Mason	11/07/2025	*	24:21	5-7	.714	0-0	.000	6-8	.750	2	2	4	6.0	6	1	1	0	0	16	14.0
at Coastal Carolina	11/11/2025	*	30:41	6-13	.462	0-0	.000	9-14	.643	3	7	10	7.3	1	0	3	1	1	21	16.3
Mercer	11/15/2025	*	07:55	0-2	.000	0-0	.000	0-0	.000	0	0	0	5.5	5	0	0	0	0	0	12.3
at Arkansas	11/18/2025	*	21:57	6-10	.600	0-0	.000	1-2	.500	2	2	4	5.2	5	2	1	1	0	13	12.4
at Jackson St.	11/23/2025	*	21:23	6-10	.600	0-0	.000	2-2	1.000	2	0	2	4.7	2	0	0	1	1	14	12.7
Totals			6 127:51	26-49	.531	0-0	.000	24-34	.706	14	14	28	4.7	22	3	6	4	3	76	12.7

Player Averages

Games Played	Minutes/ game	Points/ game	FG Pct	3FG Pct	FT Pct	Rebounds/ game	Assists/ game	Turnovers/ game	Assist/Turnover ratio	Steals/ game	Blocks/ game
6	21.3	12.7	53.1	0.0	70.6	4.7	0.5	1.0	0.5	0.5	0.7

				Field Goals		3-Point		F-Throws		Rebounds				Scoring						
SEASON	TEAM	GP-GS	MIN/AVG	FG-FGA	FG%	3FG-3FGA	3FG%	FT-FTA	FT%	OFF	DEF	TOT	AVG	PF-FO	A	TO	BLK	STL	PTS	AVG
2021-22	IND	9-0	19/2.1	2-4	.500	0-0	.000	2-2	1.000	3	3	6	0.7	3-0	1	3	1	1	6	0.7
2022-23	IND	9-0	51/5.7	12-16	.750	0-0	.000	2-7	.286	5	10	15	1.7	8-0	2	3	5	1	26	2.9
2024-25	Win	24-0	192/8.0	26-48	.542	0-0	.000	20-30	.667	23	38	61	2.5	35-0	3	15	11	8	72	3.0
2025-26	Win	6-6	128/21.3	26-49	.531	0-0	.000	24-34	.706	14	14	28	4.7	22-3	3	6	4	3	76	12.7
TOTAL FOR Win		30-6	320/10.7	52-97	.536	0-0	.000	44-64	.688	37	52	89	3.0	57-3	6	21	15	11	148	4.9
TOTAL		48-6	390/8.1	66-117	.564	0-0	.000	48-73	.658	45	65	110	2.3	68-3	9	27	21	13	180	3.8