


Wichita STATE
UNIVERSITY






CITY OF WICHITA

WICHITA POPULATION
645,000

LARGEST CITY IN KANSAS
423 KM² IN SIZE



15 minutes



220+
DAYS OF
SUNSHINE

WICHITA IS IN THE
**CENTRAL
TIME ZONE**



4 SEASONS



SUMMER
32°C
(JUN-AUG)



FALL
21°C
(SEP-NOV)



WINTER
7°C
(DEC-FEB)



SPRING
20°C
(MAR-MAY)



Public university
founded in
1895



Student Population:
16,000



International Student Population:
1,750 from over 110 countries



Student to Teacher Ratio:
19:1

WHY WSU?

- WSU is one of the **safest universities** of its size in the USA
- Over **225 majors and specializations** available
- Programs range from **ESL, Bachelor's, Master's, and PhD**
- Business school ranked in the top **5% of business schools worldwide** with dual accreditation from AACSB
- **Top 100 Engineering School** with ABET accreditation
- **Scholarships available** starting from **US\$4,800**
- **Ranked first** nationally in industry-funded aerospace research and development
- **Over 250 unique employers** on campus
- **Partner companies on campus** that offer research and job opportunities
- Out of the 100 largest USA metro areas, **Wichita ranks #1** in percentage of jobs involving **STEM** occupations
- Wichita is the **No. 1 most affordable college city** in the USA

STUDENT LIFE

- 200+ student organizations
- Free activities for international students to experience U.S. culture
- Free tickets to campus athletic events, concerts, and theatre performances
- Career workshops and advising available
- Free YMCA membership on campus and greater Wichita area locations
- Fitness facilities on campus
- Free Shuttle bus available across campus
- Free city bus with use of Student ID
- Bike share program available
- Student Health Services on campus





CAMPUS LIVING

SHOCKER HALL

- Built in 2015
- Laundry room, community kitchen, and lounge on each floor
- Entertainment and recreational space are plentiful, including a TV lounge and a common outdoor gathering area

THE FLATS

- Built in 2017
- Fully furnished apartments
- Kitchens in each apartment so students may cook
- Swimming pool, clubhouse, and reserved parking

THE SUITES

- Built in 2018
- Private bedrooms are available
- Small kitchen in each suite so students may cook
- Washer and dryer in each suite

DINING OPTIONS

- **Shocker Hall Dining** - American and international cuisine; halal, vegetarian, and other foods are available
- **Student Center Dining** - Quick dining options
- **Food Truck Plaza** - Variety of cuisine available
- **Groundhouse** - Coffee, snacks, and health food options

www.wichita.edu/housing



POPULAR MAJORS AND SPECIALIZATIONS



BUSINESS

EDUCATION

FINE ARTS

HEALTH PROFESSIONS

LIBERAL ARTS & SCIENCES

ENGINEERING

- Accounting** - B, M
- Economics** - B, M
- Entrepreneurship** - B
- Finance** - B
- General Business** - B
- Global Supply Chain Management** - M
- Human Resource Management** - B
- Info Technology & Mgmt Info Systems** - B
- International Business** - B
- Management** - B
- Marketing** - B
- MBA** - M
- Business Analytics & Info Management
- Entrepreneurship & Innovation
- Finance
- Healthcare Administration
- Marketing

- Athletic Training** - B
- Counseling** - M
- Early Childhood** - B
- Educational Leadership** - M, D
- Elementary Education** - B
- Exercise Science** - B, M
- Learning & Instructional Design** - M
- Middle Level Education** - B
- Secondary Education** - B
- Special Education** - M
- Sport Management** - B, M

- Art - Studio Arts** - B, M
- Dance** - B
- Graphic Design** - B
- Media Arts** - B
- Animation
- Audio Production
- Game Design
- Filmmaking
- Music** - B, M
- Brass/Percussion/Winds
- Piano
- Strings
- Vocal
- & Many More
- Music Composition** - B, M
- Music Education** - B, M
- Music Performance** - B
- Music Theatre** - B
- Theatre** - B

- Audiology** - D
- Comm Sciences & Disorders** - B, M, D
- Dental Hygiene** - B
- Health Science** - B
- Health Management** - B
- Medical Laboratory Sciences** - B
- Nursing** - B, M, D
- Physician Assistant** - M
- Physical Therapy** - D

INTERDISCIPLINARY INNOVATION

- Innovation Design** - M

- Biological Sciences** - B
- Biochemistry
- Biological Sciences** - M
- Environmental Biology
- Cellular & Molecular Biology
- Chemistry** - B, M, D
- Communication** - B, M
- Electronic Media
- Integrated Marketing
- Journalism
- Strategic Communication
- Criminal Justice** - B, M
- Earth, Environmental & Physical Sciences** - M
- Geology** - B
- International Studies** - B
- Mathematics** - B, M, D
- Physics** - B, M
- Political Science** - B
- Pre-Law** - B
- Pre-Medicine** - B
- Psychology** - B
- Psychology** - D
- Clinical
- Community
- Human Factors
- Public Administration** - M
- Social Work** - B, M

- Aerospace Engineering** - B
- Aerospace Engineering** - M, D
- Aerodynamics & Fluid Mechanics
- Structures & Solid Mechanics
- Flight Dynamics & Control
- Multi-Disciplinary Design, Analysis & Optimization
- Biomedical Engineering** - B
- Biomedical Engineering** - M, D
- Biomaterials & Tissue Engineering
- Molecular & Cell Bioengineering
- Biomechanics & Rehabilitation Engineering
- Bio-Computational Modeling & Devices
- Innovation & Translational Biomedical Engineering
- Computer Engineering** - B
- Computer Science** - B, M
- Computer Networking** - M
- Electrical Engineering** - B
- Electrical & Computer Engineering** - M
- Communication & Signal Processing
- Computing Systems
- Control Systems & Architecture
- Power & Energy Systems
- Control Systems & Robotics

- Electrical Engineering & Computer Science** - D
- Algorithms & Software Systems
- Communication & Signal Processing
- Computer Networking
- Computer Systems & Architecture
- Control Systems
- Energy & Power Systems
- Engineering Technology** - B
- Civil Engineering Tech
- Cybersecurity
- Engineering Tech Management
- Mechatronics Technology
- Global Supply Chain Management** - M
- Industrial Engineering** - B
- Industrial Engineering** - M, D
- Human Systems Engineering
- Manufacturing Engineering
- Operations Research
- Production & Supply Chain Analytics
- Quality & Reliability Engineering
- Systems
- Mechanical Engineering** - B
- Mechanical Engineering** - M, D
- Materials Science & Engineering
- Mechanical Systems & Robotics/Control
- Thermal/Fluid Engineering
- Product Design & Manufacturing Engineering** - B

B = BACHELOR'S
M = MASTER'S
D = DOCTORATE

For a complete list of majors: WWW.WICHITA.EDU/MAJORS

UNDERGRADUATE ADMISSION

FRESHMAN ADMISSION

- GPA of 2.5/4.0 or equivalent
- SAT is not required for admission

www.wichita.edu/FreshmanAdmission

TRANSFER ADMISSION

- Must have 24 or more credit hours
- GPA requirement by major
- Applied Studies (Education) 2.50
- Business 2.25
- Engineering 2.00
- Fine Arts 2.00
- Health Professions 2.00-3.00
- Liberal Arts & Sciences 2.00

www.wichita.edu/TransferAdmission

TOEFL/IELTS

- TOEFL iBT 72 or IELTS 6.0
- Conditional admission is available

www.wichita.edu/TOEFL

ESTIMATED COST 2020-2021 (9 months)

Tuition & Fees	US\$14,800
Housing & Meals	12,200
Books	1,200
Health Insurance	1,700

Total US\$29,900

www.wichita.edu/UGExpenses

SCHOLARSHIPS

- Award of US\$4,800-\$6,000 per year
- Automatically renewed until the end of your program
- Students with GPA 3.0/4.0 or its international equivalent are eligible

www.wichita.edu/GlobalSelect

HOW TO APPLY: www.wichita.edu/ApplyInternational



GRADUATE ADMISSION

ADMISSION REQUIREMENTS

- Must have earned bachelor's degree that is substantially equivalent to a U.S. bachelor's degree (some 3-year degrees are accepted)
- Minimum GPA of 2.75, although most programs require at least a 3.00
- Some programs require GRE or GMAT

www.wichita.edu/graduate

ENGLISH REQUIREMENTS (some degrees may have higher requirements)

	GRAD	MBA
TOEFL iBT	79	88
IELTS	6.5	7.0
PTE	58	65

ESTIMATED COST 2020-2021 (9 Months)

	GRAD	MBA
Tuition & Fees	US\$15,400	US\$8,600
Housing & Meals	7,600	7,600
Books	1,400	1,400
Health Insurance	1,700	1,700
Total	US\$26,100	US\$19,300

ASSISTANTSHIPS

- Nearly 50% of WSU international graduate students have an assistantship
- Over 2.8 million dollars available for assistantship stipends

www.wichita.edu/GradSchoolAwards

SCHOLARSHIPS

- Award of US\$5,300-\$7,000 per year
- Automatically renewed until the end of your program
- Students with GPA 3.3/4.0 or its international equivalent are eligible

www.wichita.edu/GlobalSelect

HOW TO APPLY: www.wichita.edu/graduate

INTENSIVE ENGLISH LANGUAGE CENTER



- Students with undergraduate admission can enroll in academic classes while studying in Intensive English (minimum TOEFL of 61 required)
- After successful completion of the program, no need to take the TOEFL
- 7 Levels - all levels of English ability
- 8 weeks per level
- Small classes
- Classes include grammar, reading, writing, speaking/listening, and a computer laboratory
- Conversation classes to practice English
- Academic preparation classes
- 23 hours of instruction per week
- Certificate of Completion after each level and at the end of the program
- Full access to all university facilities, medical clinic, and university housing

www.wichita.edu/IELC

INTAKES

- **Fall Semester:** August to December
- **October Session:** October to December
- **Spring Semester:** January to May
- **March Session:** March to May
- **Summer Session:** June to July

HOW TO APPLY

- Submit an online application
- Pay the application fee
- Prepare all required documents
- Upload all required documents

www.wichita.edu/ApplyInternational

ESTIMATED COST FOR 2020-2021

	One Session October or March 8 weeks/1 level	One Semester Fall or Spring 16 weeks/2 levels	Two Semesters Fall & Spring 32 weeks/4 levels
Tuition & Fees	US\$4,600	US\$7,500	US\$14,800
Housing & Meals	3,300	6,100	12,200
Books	350	600	1,200
Health Insurance	550	900	1,700
Total	US\$8,800	US\$15,100	US\$29,900

WHY OUR STUDENTS LOVE WICHITA STATE



I chose WSU because it has a good variety of programs and fit the campus size I would be comfortable with, moving to a new country on my own. It encourages art and wellbeing along with academic achievements.

- Ashruta, Nepal, MA Applied Economics



The greatest aspect of Wichita State University is the value you get. The engineering programs are excellent and competitively priced. The campus is an incredible environment for students and boasts an incredible range of facilities for sports, clubs, and studies.

- Yie Jian, Malaysia, Aerospace Engineering



I chose Wichita State University because of its Mechanical Engineering department. It's really strong and famous. Most professors are willing to help students through email or office hours. Housing is so close to classes that you can just walk.

- Hassan, Saudi Arabia, Mechanical Engineering



What I love about Wichita State is the infinite activities, events, festivals, and organizations you can be part of on campus and in the community. My favorite part of campus is the Rhatigan Student Center. You can get food, study, hang with friends. It's an awesome place.

- Camille, Guatemala, Performing Arts in Dance



One of the many reasons I chose WSU over other universities is the enormous amount of opportunities for engineering students and the very diverse group of both international and American students. WSU has very friendly, caring and talented professors and staff.

- Amanuel, Ethiopia, MS Aerospace Engineering



One reason I like Wichita State is the job opportunities you can have. I was able to find 3 on-campus jobs during my freshman and sophomore years. Almost everyone I have met in Wichita is nice and helpful. Everyone is warm and welcoming. There are lots of people who make me think this is my home away from home.

- Athira, India, Industrial Engineering

For more testimonials visit wichita.edu/internationalstories

WICHITA STATE UNIVERSITY CAMPUS MAP



- **International Education Buildings**
 - GI - Garvey International Center
 - IA - Intensive English Annex
 - IE - Intensive English Language Center

- **Student Housing**
 - FL - The Flats
 - SH - Shocker Hall
 - SU - The Suites

- **Sports Complexes**
 - ES - Eck Stadium (home of Shocker baseball)
 - HC - Heskett Center (Gym + E-Sports)
 - KA - Koch Arena (home of Shocker basketball)
 - WS - Wilkins Stadium (home of Shocker softball)

- **Partnership Buildings**
 - AB - Airbus Partnership Building
 - SP - Spirit AeroSystems Partnership Building

- **Buildings of Interest**
 - AL - Ablah Library
 - AH - Ahlberg Hall (Health Professions)
 - AR - National Institute for Aviation Research (NIAR)
 - CH - Clinton Hall (Business)
 - DA - Duerkson Fine Arts Center (Arts)
 - EB - Engineering Building & Beech Wind Tunnel
 - EE - Experiential Engineering Building
 - HP - Hotel on campus (opening summer 2020)
 - PH - Original Pizza Hut Museum (Founded at WSU)
 - PS - Police Station
 - RS - Rhatigan Student Center
 - SB - Starbucks
 - UL - Ulrich Museum of Art
 - YC - YMCA (Gym + Student Health + Urgent Care)

NOTICE OF NONDISCRIMINATION

Wichita State University (WSU) does not discriminate in its employment practices, or in its educational programs or activities on the basis of age (40 years or older), ancestry, color, disability, ethnicity, gender, gender expression, gender identity, genetic information, marital status, national origin, political affiliation, pregnancy, race, religion, sex, sexual orientation, or status as a veteran. WSU also prohibits retaliation against any person making a complaint of discrimination or against any person involved or participating in the investigation of any such allegation. Sexual misconduct, relationship violence, and stalking are forms of sex discrimination and are prohibited under Title IX of the Education Amendments Act of 1972, other federal law, and WSU policy. The following persons have been designated to handle inquiries regarding WSU's non-discrimination policies: the Institutional Equity and Compliance Director (Telephone: (316) 978-3205), Title IX Coordinator (Telephone: (316) 978-5177), or Equal Opportunity Coordinator (Telephone: (316) 978-3186), each located at Wichita State University, 1845 Fairmount, Wichita, KS 67260, Human Resources Building.

CONTACT US!

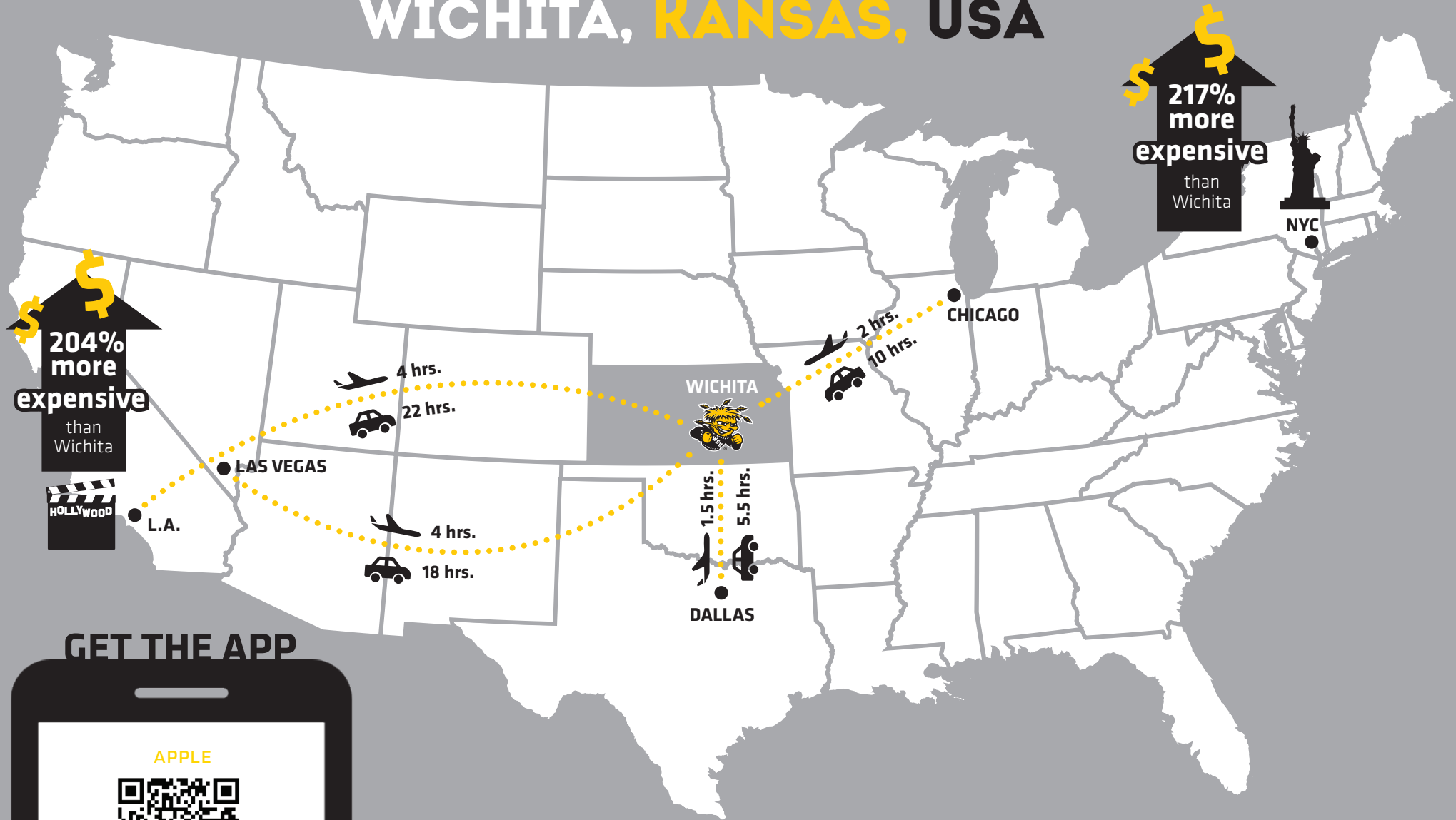
Office of International Education
1845 Fairmount Street
Wichita, Kansas 67260-0122 USA

EMAIL: international@wichita.edu

Take our virtual campus tour at:

vr.concept3d.com/WichitaStateUniversity/tour/

WICHITA, KANSAS, USA



GET THE APP

APPLE



ANDROID



CONNECT WITH US!



Facebook:

WichitaStateInternationalAdmissions



Website:

wichita.edu/International



Apply:

wichita.edu/ApplyInternational



Instagram:

wsu_international_adventures



Email:

international@wichita.edu



Transfer Gateway:

wichita.edu/transfergateway