

SHOCKERS



12

FLORIDA GULF COAST (7-6, 0-0 ASUN) at 11/11 WICHITA STATE (9-2, 0-0 American)

Friday, Dec. 22, 2017 • 6 p.m. CT • Wichita, Kan. • Charles Koch Arena (10,506)

Series: First Meeting • Next: Dec. 30 at UConn, Noon ET (11 a.m. CT) on CBS

11/11 WICHITA STATE

FLORIDA GULF COAST

Overall	Conf	Record	Overall	Conf
9-2		Record	7-6	
5-1		Home	5-3	
2-0		Away	2-3	
2-1		Neutral	0-0	
Won 1		Streak	Lost 2	
11/11		AP / Coaches	-/-	
25		NCAA RPI*	218	
9		KenPom*	151	
8		BPI*	114	

As of Wednesday, Dec. 20; Out of 351 Division I schools

Gregg Marshall	Head Coach	Joe Dooley
270-92	11 th	Current School
464-175	20 th	Overall
		155-104
		9 th

Statistical Leaders

Landry Shamet	16.5	Points	Brandon Goodwin	18.8
Rashard Kelly	7.9	Rebounds	Christian Terrell	6.1
Landry Shamet	4.5	Assists	Rashad Lindsey	4.9
Shaquille Morris	18	Blocks	Christian Terrell	8
Shamet & Kelly	8	Steals	Zach Johnson	29

Rank	Total	Team Stats	Total	Rank
19	86.7	Offense	82.8	47
165	71.4	Defense	74.6	226
28	15.4	Scoring Margin	8.2	109
3	12.2	Rebound Margin	6.2	58
20	18.3	Assists	15.0	T-122
T-104	4.0	Blocks	2.9	227
335	4.5	Steals	7.1	T-120
T-236	-0.8	Turnover Margin	-0.7	228
23	1.46	A-TO Ratio	1.03	186
30	49.6	FG %	49.0	42
38	39.2	FG % Defense	44.4	209
61	9.3	3-Pointers	7.3	213
52	39.2	3-Point %	36.3	139
T-49	75.0	FT %	72.9	102
T-35	81.8	Winning %	53.8	183

STARTERS & KEY RESERVES

Starters (Prev. Game)	Ht	Cl	Pts	Reb	Other
SF 1 Zach Brown	6-6	Sr.	4.6	4.2	1.9 assists
PF 0 Rashard Kelly	6-7	Sr.	5.8	7.9	3.6 ORB (#16 nat.)
F/C 21 Darral Willis Jr.	6-9	Sr.	12.6	7.0	3 double-doubles
PG 11 Landry Shamet	6-4	R-Sr	16.5	3.3	28/56 3pt (.500)
SG 12 Austin Reaves	6-5	So.	6.3	3.7	15/37 3pt (.405)

Others	Ht	Cl	Pts	Reb	Other
SG 3 C.J. Keyser	6-3	So.	2.0	0.3	4 GP, 8.0 Min.
PG 4 Samajae Haynes-Jones	6-0	Sr.	8.9	1.5	19A: 6 TO (3.2 Ratio)
F/C 20 Rauno Nurger	6-8	Sr.	7.3	4.2	32/58 FG (.552)
C 22 Asbjorn Midtgaard	7-0	Fr.	1.5	2.8	DNP vs. OU
C 24 Shaquille Morris	6-8	R-Sr.	12.7	4.8	18 blocks
F 32 Markis McDuffie	6-8	Jr.	-	-	2017 1 st Team All-MVC
SG 33 Conner Frankamp	6-1	R-Sr.	12.0	2.2	28 A: 4 TO (7.00)

STARTING FIVE

► No. 11/11 Wichita State (9-2) wraps up non-conference play Friday night against Florida Gulf Coast (7-6). The 6 p.m. CT tip airs nationally on CBS Sports Network.

► Beginning with Friday's game, WSU plays each of its last 19 regular season games on linear national television. The Shockers open their American Athletic Conference era next Saturday (Dec. 30) at UConn on CBS. WSU's Jan. 4 home opener against Houston was recently selected for air on ESPN. Tip time for that game (previously TBA) is now set for 6 p.m. CT.

1 TWO CINDERELLAS, ONE BALL: It's a battle of latter day bracket busters. Both programs burst onto the national scene during the 2013 NCAA Tournament. Florida Gulf Coast became the first No. 15 seed reach the Sweet 16, defeating No. 2 Georgetown and No. 7 San Diego State before falling to No. 3 Florida. The ninth-seeded Shockers made a run of their own, knocking off No. 8 Pitt, No. 1 Gonzaga, No. 13 LaSalle and No. 2 Ohio State to reach the Final Four... Both programs have built on that success. Though Andy Enfield left for USC, FGCU has reached four-straight post-seasons under head coach Joe Dooley, with back-to-back NCAA Tournament appearances in 2016 and 2017.

2 YOU LOOK FAMILIAR: WSU and FGCU have never met on the hardwood, but they did play a First Four double-header in Dayton during the 2016 NCAA Tournament. The Eagles downed Fairleigh Dickinson in a No. 16 seed play-in. Half an hour later, WSU took the court for an eventual victory over Vanderbilt.

3 BATTLE TESTED: WSU's 12-game non-conference schedule is the nation's 29th toughest (according NCAA RPI calculations). It includes nine games against 2017 postseason teams. FGCU is one of six that appeared in last year's NCAA Tournament. WSU is 7-1 against the former group and 4-1 vs. the latter... The Eagles — picked first in the Atlantic Sun preseason poll — are one of three league favorites playing buy-game at Charles Koch Arena. The Shockers already own wins over College of Charleston (Colonial) and South Dakota State (Summit).

4 SCOREBOARD & 40 YEARS AGO: A victory Friday would give WSU double-digit wins heading into conference play for the fifth time in six years... The Shockers are 70-15 (.824) in regular season non-conference games since the start of the 2011-12 season... Under Marshall, WSU is 66-3 in regular season non-conference games at Charles Koch Arena with 44-consecutive wins. The last loss came to VCU in February, 2011.

5 BUILDING STREAKS: WSU has won 24-straight and 64 of its last 65 games at Charles Koch Arena over the last five seasons. The lone loss came to Northern Iowa on Feb. 13, 2016... 62 of those 65 games have come in front of capacity crowds. The Shockers have sold out their last 12 games at the Roundhouse (10,506 seats).

TUNING IN

TELECAST	CBS Sports Network
Talent:	Brent Stover (pbp) & Bob Wenzel (analyst)
Wichita:	Uverse (643), Cox (260), DIRECTV (221), DISH (158)
Streaming:	CBS Sports Digital cbssports.com/watch/cbsportsnetwork
RADIO	Shocker Radio // KEYN 103.7 FM (Wichita)
Talent:	Mike Kennedy (pbp) & Dave Dahl (analyst)
Streaming:	goshockers.com/listen
LIVE STATS	www.shockerstats.com
FACEBOOK	Go Shockers
TWITTER	@GoShockers / @GoShockersMBB
YOUTUBE	wsuathletics
INSTAGRAM	goshockers

2017-18 SCHEDULE/RESULTS

Date	Opponent	Time	TV
Nov 10	UMKC	W 109-57	Cox 2022
Nov 13	COLLEGE OF CHARLESTON	W 81-63	CBSSN
Nov 20	vs. California ^	W 92-82	ESPN2
Nov 21	vs. Marquette ^	W 80-66	ESPN
Nov 22	vs. 13/12 Notre Dame ^	L 66-67	ESPN2
Nov 28	SAVANNAH ST.	W 112-66	Cox 2022
Dec 02	at 16/16 Baylor	W 69-62	ESPNU
Dec 05	SOUTH DAKOTA ST.	W 95-85	Cox 2022
Dec 09	rv/ Oklahoma St.	W 78-66	ESPN2
Dec 16	rv/24 OKLAHOMA %	L 83-91	ESPN2
Dec 19	ARKANSAS ST.	W 89-80	Cox 2022
Dec 22	FLORIDA GULF COAST	6 pm	CBSSN
Dec 30	at UConn *	11 am	CBS
Jan 4	HOUSTON *	tba	ESPN/2
Jan 7	USE *	3 pm	CBSSN
Jan 11	at ECU *	8 pm	ESPN/2
Jan 13	at Tulsa *	6:30 pm	ESPNU
Jan 17	SMU *	6 pm	ESPNU
Jan 20	at Houston *	11 am	ESPNU
Jan 25	UCF *	8 pm	ESPN2
Jan 28	TULSA *	5 pm	CBSSN
Feb 1	at Temple *	6 pm	ESPN2
Feb 6	at Memphis *	8 pm	CBSSN
Feb 10	UConn *	tba	ESPN/2
Feb 15	TEMPLE *	6 pm	ESPN/2
Feb 18	at Cincinnati *	3 pm	ESPN
Feb 21	TULANE *	6:30 pm	CBSSN
Feb 24	at SMU *	1 pm	ESPN/2
Mar 1	at UCF *	6 pm	ESPN
Mar 4	CINCINNATI *	11 am	CBS
Mar 8-11	The American Tournament +		

%- Wichita Kan./INSTRUST Bank Arena

^ - Maui Jim Maui Invitational (Lahaina, Hawaii / Lahaina Civic Center)

* - American Athletic Conference game

+ The American Tournament (Orlando, Fla./AmWay Center)



NUMERICAL ROSTER

#	Name	Po.	Ht.	Wt.	Cl.	Exp.	Hometown/Previous School(s)
0	Rashard Kelly	F	6-7	227	Sr.	3L	Fredericksburg, Va. / Hargrave Military Academy
1	Zach Brown	F	6-6	213	Sr.	3L	Houston, Texas / Sunrise Christian Academy
3	C.J. Keyser	G	6-3	185	So.	1L	Baltimore, Md. / Brewster Academy
4	Samajae Haynes-Jones	G	6-0	177	Jr.	TR	Wichita, Kan. / East HS
5	Rod Brown	F	6-7	190	Fr.	HS	Cordova, Tenn. / Cordova HS
10	Kaelen Malone	G	6-0	168	Jr.	1L	McKinney, Texas / McLennan CC
11	Landry Shamet	G	6-4	180	R-So.	1L	Kansas City, Mo. / Park Hill HS
12	Austin Reaves	G	6-5	174	So.	1L	Newark, Ark. / Cedar Ridge HS
14	Jacob Hers	G	6-3	164	Fr.	HS	Wichita, Kan. / Andover HS
20	Rauno Nurger	C	6-10	232	Sr.	3L	Keila, Estonia / Sunrise Christian Academy
21	Darral Willis Jr.	F	6-9	225	Sr.	1L	Madison, Wisc. / Pearl River CC
22	Asbjørn Midtgaard	C	7-0	270	Fr.	HS	Helsingør, Denmark / Espergaerde Gymnasium
23	Brycen Bush	G	6-0	152	Fr.	HS	Wichita, Kan. / Goddard Eisenhower HS
24	Shaquille Morris	C	6-8	279	R-Sr.	3L	Edmond, Okla. / Memorial HS
25	Brett Barney	F	6-9	210	R-So.	1L	Wichita, Kan. / Sunrise Christian Academy
32	Markis McDuffie	F	6-8	203	Jr.	2L	Paterson, N.J. / St. Anthony HS
33	Conner Frankamp	G	6-1	171	R-Sr.	2L	Wichita, Kan. / Kansas

ON THE BENCH

Head Coach: Gregg Marshall (Randolph Macon '85), 11th season at WSU
Assistant Coach: Isaac Brown (Louisiana Monroe '95), 4th season
Assistant Coach: Kyle Lindsted (Central Christian KS '03), 3rd season
Assistant Coach: Donnie Jones (Pikeville '88), 1st season
Director of Basketball Operations: Dominic Okon (Loyola Chicago '98), 11th season
Manager of Player Development: Devon Smith (Ohio State '00), 8th season
Video Coordinator: Nick Jones (Kansas State '14), 3rd Season
Athletic Trainer: Todd Fagan (Southwestern College '01), 12th season
Graduate Manager: John Robert Simon (Wichita State '17), 1st Season
Graduate Manager: Tanner Garver (Kansas State '17), 1st Season

PRONUNCIATION KEY

Markis McDuffie (Marcus)
Asbjørn Midtgaard (Azz-byORN MIT-Guard)
Rauno Nurger (RON-oh Nerz-SURE)
Landry Shamet (like "jam it")
Conner Frankamp (FRAN-camp)
Darral Willis (like traditional "Darryl")
C.J. Keyser (rhymes with "Riser")
Dominic Okon (Oh-CONE)
Devon Smith (De-VAUGHN)

UNIVERSITY INFORMATION

Name	Wichita State University
Location	Wichita, Kan.
Enrollment (Fall 2017)	15,081
Founded	1895
Colors	Yellow (Pantone 116) & Black
Nickname	Shockers
Mascot	WuShock
Affiliation	NCAA Division I
League	American Athletic Conference
Joined	July 1, 2017
Arena (Capacity)	Charles Koch Arena (10,506)

ADMINISTRATION

President:	Dr. John Bardo
Alma Mater (Year)	Cincinnati ('70)
Athletic Director	Darron Boatright
Alma Mater (Year)	Murray State ('98)

HEAD COACH GREGG MARSHALL

Alma Mater (Year)	Randolph Macon '85
Record/Years at WSU	270-92, 11 th Season
Record/Years Overall	464-175, 20 th Season
Wichita Record	150-22 (.872)
Charles Koch Arena Record	144-20 (.878)

ALL-TIME RECORDS

First Year	1905-06
Total Seasons	112 th
Overall Record	1,518-1,177
MVC Record (1945-2017)	574-501
MVC Reg. Season Titles	11 (1964, '65, '76, '81, '83, 2006, '12, '14, '15, '16, '17)
MVC Tournament Titles	4 (1985, '87, 2014, '17)
AAC Record (2017-Pr.)	0-0, 1st Year
AAC Reg. Season Titles	0
AAC Tournament Titles	0

HOME COURT

Arena Name	Charles Koch Arena
Court Name	Devlin Court
Opened	December, 1955
Previous Names	WU Fieldhouse (1955-64) WSU Fieldhouse (1964-68) Henry Levitt Arena (1969-2003) Fall, 2003 as Charles Koch Arena
Renovated/Rededicated	"The Roundhouse"
Nickname	
All-Time Record	695-216 (.763)
All-Time Attendance	7,989,335
Koch Arena Era Record	193-34 (.850)
Total Attendance	2,282,353

POSTSEASON

NCAA Appearances	14 (1964, '65, '76, '81, '85, '87, '88, 2006, '12, '13, '14, '15, '16, '17)
NCAA Record	18-15
Final Fours	2 (1965, 2013)
Regional Finals	4 (1964, 65, 81, 2013)
Sweet 16s	4 (1981, 2006, 13, 15)
NIT Appearances	12 (1954, '62, '63, '66, '80, '84, '89, '03, '04, '05, '10, '11)
NIT Record	9-12
NIT Championships	1 (2011)
CBI Appearances (Last)	1 (2009)

WICHITA STATE MEDIA RELATIONS

MBB Contact	Bryan Holmgren, Assistant Director
Office	316-978-5535
Cell	316-841-6206
Email	bholmgren@goshockers.com
Athletics Mailing:	1845 Fairmount Street Box 18 Wichita, KS 67260-0018



Game 11 | ARKANSAS STATE

Dec. 19, 2017 | Wichita, Kan. | Charles Koch Arena

Arkansas St. 50 30 - 80
 11/11 Wichita St. 44 45 - 89

► **Samjae Haynes-Jones** scored a team-high 27 points (18 in the second half) and WSU survived a scare.
 ► The Shockers trailed 50-44 at halftime and by as many as nine points in the opening minutes of the second half before bouncing back to take the lead with just over 12 minutes to play. Haynes-Jones three put them in front for good at the 10:39-mark.

► WSU played without starting shooting guard Conner Frankamp, who suffered from a migraine.

► **Landry Shamet** finished with 18 points and six assists without a turnover. **Darral Willis Jr.** (14 points, seven rebounds) and **Shaquille Morris** (10) joined him in double-figures. **Rashard Kelly** had a strong all-around game with nine points, eight rebounds (six on the offensive end) and five assists.

► ASU (4-8) converted 10-of-16 three-point attempts in the first half before running out of steam. The Red Wolves made just 1-of-11 attempts in the second half and closed the game with nine-straight misses.

Deven Simms led the Red Wolves with 30 points and 10 rebounds. He was 9-of-17 from the field and 11-of-11 at the foul line in 38 minutes.

► WSU shot 53.1 percent for the game and banked 22 assists with just eight turnovers.

ARKANSAS STATE (4-8)

##	Player	fg	3pt	ft	tr	pf	tp	a	to	blk	s	min
00	COCKFIELD, Ty	* 6-16	4-8	0-0	2	1	16	2	2	0	0	36
01	LINDSEY, Rashad	* 3-4	2-2	0-0	2	0	8	6	1	0	1	34
04	WALLEY, Tristin	* 3-5	0-2	0-1	3	4	6	0	2	1	0	20
23	SIMMS, Deven	* 9-17	1-5	11-11	10	2	30	1	3	0	1	38
32	BRUCE, Tamas	* 3-4	0-0	2-2	1	3	8	0	2	0	0	11
02	BOUDIE, Salif	0-1	0-0	0-1	7	1	0	1	0	2	1	25
03	EATON, Marquis	0-0	0-0	0-0	0	1	0	0	1	0	0	6
10	GILLARD, Grantham	3-7	3-7	0-0	2	3	9	1	1	0	2	18
12	KERN, Connor	1-3	1-3	0-0	1	0	3	0	0	0	0	8
15	SCOGGINS, Jake	0-0	0-0	0-0	0	3	0	0	0	0	0	4
TEAM		-	-	-	2	0	0	0	1	0	0	0
Totals.....		28-57	11-27	13-15	30	18	80	11	13	3	5	200

TOTAL FG% 1st Half: 18-29 62.1% 2nd Half: 10-28 35.7% Game: 49.1%
 3-Pt. FG% 1st Half: 10-16 62.5% 2nd Half: 1-11 9.1% Game: 40.7%
 F Throw % 1st Half: 4-4 100% 2nd Half: 9-11 81.8% Game: 86.7%

WICHITA STATE (9-2)

##	Player	fg	3pt	ft	tr	pf	tp	a	to	blk	s	min
00	KELLY, Rashard	* 4-6	0-0	1-3	8	0	9	5	1	0	2	27
01	BROWN, Zach	* 1-3	0-1	0-1	5	3	2	2	0	0	0	18
11	SHAMET, Landry	* 6-13	4-7	2-2	3	2	18	6	0	0	0	35
12	REAVES, Austin	* 3-7	3-7	0-0	4	2	9	4	2	1	1	32
21	WILLIS Jr., Darral	* 6-11	0-1	2-2	7	2	14	3	0	0	0	28
03	KEYSER, C.J.	0-0	0-0	0-0	0	2	0	0	1	0	0	2
04	HAYNES-JONES, Samaj	11-17	4-7	1-2	2	1	27	1	2	0	1	31
20	NURGER, Rauno	0-2	0-0	0-0	0	0	0	0	0	1	0	10
24	MORRIS, Shaquille	3-5	0-0	4-6	3	5	10	1	1	0	0	17
TEAM		-	-	-	1	0	0	0	1	0	0	0
Totals.....		34-64	11-23	10-16	33	17	89	22	8	2	4	200

TOTAL FG% 1st Half: 16-32 50.0% 2nd Half: 18-32 56.3% Game: 53.1%
 3-Pt. FG% 1st Half: 5-11 45.5% 2nd Half: 6-12 50.0% Game: 47.8%
 F Throw % 1st Half: 7-12 58.3% 2nd Half: 3-4 75.0% Game: 62.5%

Officials: Randy Heimerman, Clarence Armstrong, Andrew Walton

Technical fouls: Arkansas State-TEAM. Wichita State-MORRIS, Shaquille;
TEAM. Attendance: 10506 **Points in the paint**-ARKST 20, WSU 42. **Points off turnovers**-ARKST 11, WSU 20. **2nd chance points**-ARKST 14, WSU 12. **Fast break points**-ARKST 4, WSU 2. **Bench points**-ARKST 12, WSU 37. **Score tied**-5 times. **Lead changed**-9 times. **Last FG**-ARKST 2nd-02:33, WSU 2nd-01:16. **Largest lead**-ARKST by 9 2nd-17:12, WSU by 12 2nd-07:21. **ARKST led** for 13:28. **WSU led** for 23:07. **Game was tied** for 03:25.

OFF ON THE LEFT FOOT

► Junior forward **Markis McDuffie** is nearing a return from a stress fracture in his left foot, diagnosed in late September. The injury did not require surgery but has kept him out of action through the first 11 games.

► The versatile McDuffie can play both the 3 and 4 spots and is a key defensive presence.

► McDuffie led the team in points (11.5), rebounds (5.7) and steals (4.2) as a sophomore on his way to first team All-MVC honors.

SCOUTING FGCU

► The two-time defending Atlantic Sun champions are favored to three-peat.

► **Brandon Goodwin** – last year's newcomer of the year in the ASUN – was a unanimous favorite among the league's coaches for preseason player of the year honors. He averages a team-high 18.8 points.

► **Zach Johnson** (13.4 points) also made the ASUN's 10-man preseason all-conference squad.

► **Christian Terrell** is the team's second-leading (14.3) and top rebounder (6.1).

► The trio of Goodwin, Terrell and Johnson all average more than 30 minutes.

► Former Kansas assistant **Joe Dooley** (2003-13) is in his fifth season at FGCU. In 2008, he helped lead the Jayhawks to a national title.

► The Eagles have reached the 20-win mark and appeared in the postseason in each of his first four years, highlighted by last year's 26-8 finish.

A RUNNING THEME:

► Florida Gulf Coast won't be shy about pushing the pace. The Eagles averaged 72.4 possessions per 40 minutes according to KenPom.com. That's 62nd out of 351 Division I teams.

► Running teams have been a running theme on WSU's non-conference schedule. Seven of their 12 opponents rank in the top-100 in tempo, including national leader Savannah State (1st, 84.2) and Oklahoma (5th, 78.1).

► Contrast that with the conference schedule that lies ahead. Tulane (117th) tops the list among American teams. Wichita State (69.7 possessions) is 188th.

NON-CON NOTABLES

► Since 2011-12, the Shockers are **70-15** (.824) in regular season non-conference games.

► WSU's win over SDSU on Dec. 5 clinched a winning non-conference record for the **20th** consecutive season.

► Shocker teams have put up double-digit non-conference victory totals in four of the last five years.

► WSU is **75-7** in home non-conference games in 11 seasons under **Gregg Marshall**.

► The Shockers have won **44**-straight non-conference games at Koch Arena, last losing in February, 2011 to Final Four bound VCU in a Bracket Busters matchup.

► In the Marshall Era, the Shockers are **66-3** in regular season non-conference games at Charles Koch Arena, with one-point losses to UT-Arlington (Dec. 7, 2007) and VCU (Feb. 18, 2011). The most lopsided defeat was a 66-63 setback against UMKC (Nov. 19, 2008).

SCOREBOARD & 40-YEARS AGO

86.5 points per game is the highest scoring average by a WSU team in nearly four decades. The 1979 Shockers – led by **Cheese Johnson** – put up a school record 88.8.

HOME SWEET HOME

► Wichita State's on-campus home, Charles Koch Arena [pronounced "Coke"], is often referred to as "**the Roundhouse**" for its unique circular shape. The building opened in December, 1955 and the 2017-18 season marks its 62nd season of use.

► The Shockers have won just over three-quarters of their games in the arena all-time, at **695-216**.

► WSU's rise to national relevance began in 2003 with the completion of the *Roundhouse Renaissance*. A \$25 million dollar construction project turned an aging Henry Levitt Arena into one of college basketball's best home environments. The building reopened as *Charles Koch Arena* for the start of the 2003-04 season.

► In the **15** seasons since the renovation, the Shockers are **193-34** on campus. That includes a **144-20** mark under Gregg Marshall.

► WSU has won **64** of its last **65** games at Charles Koch Arena over the last five seasons. The lone loss came to Northern Iowa on Feb. 13, 2016 and snapped a school-record 43-game home winning streak... **62** of those **65** games have come in front of capacity crowds (10,506).

► Throw in a 6-2 record at downtown INTRUST Bank Arena, and WSU is **97-6 (.942)** overall in Wichita since the start of the 2011-12 campaign.

► WSU has won **24**-straight at Charles Koch Arena – the second longest streak in the building's 62+ year history. From November, 2013 to February, 2016, the Shockers won **40**-in-a-row at the Roundhouse.

► WSU has been outrebounded just **15** times at Charles Koch Arena under Marshall (**164** games).

LOUD NOISES

► Charles Koch Arena has played host to **202**-consecutive regular season crowds of **10,000+**, dating back to December of 2004.

► The Shockers' **45**-game campus sellout streak ended on Nov. 29, 2016 when the ticket office reported 70 unsold general admission seats. That run began on Senior Day 2013 and lasted for nearly three-and-half years.

► WSU has sold out its last **13** home games, dating back to last year (12 at Koch Arena and one at 15,004-seat INTRUST Bank Arena).

► 2017-18 season tickets are sold out, marking the fifth consecutive year that WSU has unloaded its entire allotment (just over 9,000 total).

► WSU's home court advantage is owed largely to the school's passionate fan base, with a little assist from science. The arena's circular shape and highly-reflective dome roof amplifies sound and funnels it downward toward center court.

ROAD WARRIORS

► Since the start of the 2013-14 season, the Shockers own the most road wins (**43-6**) and highest percentage **(.878)** in Division I.

► WSU has been the decade's best road team at **69-14 (.831)** since 2010-11 campaign.

► The Shockers' own a share of the nation's second longest road winning streak (**8**).

► WSU was one of just **six** Division I teams with double-digit road wins in 2016-17. They've hit that mark in **three** of the last four years.



Head Coach

GREGG MARSHALL

Career Accolades:

- 3x MVC Coach of the Year
- 4x Big South Coach of the Year
- 2014 Naismith Coach of the Year
- 2014 AP Coach of the Year
- 2014 Henry Iba Coach of the Year
- 2014 NABC Coach of the Year
- 2014 Adolph Rupp Cup Winner
- 2007 Hugh Durham Award

AT WSU | 270-92 (.746), 11th

- 1 Final Four Appearance
 - 5 MVC Regular Season Titles
 - 2 MVC Tournament Titles
 - 6 NCAA Appearances
 - 1 NIT Championship
 - 14 1st Team All-MVC Selections
 - 3 All-Americans
- CAREER | 464-175 (.726), 20th
- 9 Conf. Tournament Titles
 - 11 Conf. Regular Season Titles
 - 13 NCAA Tournament bids

► WINTHROP (1998-2007)

Season	W-L	BSC Regular	BSC Tourney	Postseason
1998-99	21-8	9-1	1 st	Champion NCAA 1 st Round
1999-00	21-9	11-3	2 nd	Champion NCAA 1 st Round
2000-01	18-13	11-3	2 nd	Champion NCAA Play-In
2001-02	19-12	10-4	1 st	Champion NCAA 1 st Round
2002-03	20-10	11-3	1 st	Semifinals
2003-04	16-12	10-6	3 rd	Quarterfinals
2004-05	27-6	15-1	1 st	Champion NCAA 1 st Round
2005-06	23-8	13-3	1 st	Champion NCAA 1 st Round
2006-07	29-5	14-0	1 st	Champion NCAA 2 nd Round
TOTAL	194-83	104-24		

► WICHITA STATE (2007-Pr.)

Season	W-L	Conf Regular	Conf Tourney	Postseason
2007-08	11-20	4-14	9 th	Play-In
2008-09	17-17	8-10	1 st	Quarterfinals CBI Quarterfinals
2009-10	25-10	12-6	2 nd	Runner-Up NIT 1 st Round
2010-11	29-8	14-4	2 nd	Semifinals NIT Champion
2011-12	27-6	16-2	1 st	Semifinals NCAA 1 st Round
2012-13	30-9	12-6	2 nd	Runner-Up NCAA Final Four
2013-14	35-1	18-0	1 st	Champion NCAA 2 nd Round
2014-15	30-5	17-1	1 st	Semifinals NCAA Sweet 16
2015-16	26-9	16-2	1 st	Semifinals NCAA 2 nd Round
2016-17	31-5	17-1	1 st	Champion NCAA 2 nd Round
2017-18	9-2			
TOTAL	270-92	134-46		

HEAD COACH GREGG MARSHALL...

- Has coached more games than any man in WSU history.
- Has guided WSU to six-consecutive NCAA Tournaments.
- Won four-straight and five of the last six MVC titles.
- Became first MVC coach in 60 years to win 5+ titles.
- Is WSU's career wins leader, averaging 25+ wins over 10 yrs.
- Went 68-4 (.944) in MVC play over the last four seasons.
- Has led WSU to eight-straight 25-win seasons.
- Took WSU to the Final Four for first time in 48 years in '13.
- Logged the first 35-0 start in NCAA history in 2013-14.
- Coached WSU to its first NIT Championship in 2011.
- Has produced 29 Shocker pros in his first nine seasons.
- Has had five former players reach that NBA since 2013:
 - Ron Baker (Knicks), Fred VanVleet (Raptors), Cleanthony Early (Knicks), Gal Mekel (Mavs/Pelicans), Toure' Murry (Knicks, Jazz, Wizards)
- Picked up his 250th Shocker win at Drake on 2/1/17
- Coached his 600th career game 11/29/16 vs. So. Nazarene.
- Passed Ralph Miller as WSU's career wins leader on 2/3/16.
- Has mentored seven assistants who went on to become D-I head coaches. Six are currently leading programs:
 - Steve Forbes (ETSU), Earl Grant (Charleston), Dana Ford (Tennessee State), Zach Spiker (Drexel), Barclay Radebaugh (Charleston So.), Chris Jans (NMSU)

IN CASE YOU MISSED IT:

► Wichita State entered the week as the national leader in rebound margin but dipped to third after a +3 effort against Arkansas State on Tuesday. The Shockers have gone 15-straight games without being out-rebounded.

► NATIONAL LEADERS; REBOUNDING MARGIN (as of 12/20)

School	Margin
1. North Carolina	+13.1
2. Duke	+12.8
3. Wichita State	+12.2
4. UAB	+11.4
5. Michigan State	+11.1

MORE GIVE THAN TAKE

► WSU ranks in the top-25 nationally in field goal percentage defense (.383) and has been great on the glass once again, but the Shockers have struggled to create turnovers in the absence of forward **Markis McDuffie**, who finished with a team-high 42 steals last year. The Shockers enter the week at No. 325 in steals per game (4.5) and No. 269 in turnover margin (-1.4).

► WSU last finished season with a negative turnover margin in 2010-11. Over a four-year span from 2013-14 to 2016-17, the Shockers were annually among the national leaders.

► Tuesday's win over ASU was a positive step. WSU finished +5 and committed a season-low eight turnovers.

► WSU TURNOVER MARGINS, BY SEASON

Date	TO	TO Forced	Margin	Nat'l Rank
2013-14	10.4	12.1	+1.72	63 rd
2014-15	9.3	13.3	+3.91	7 th
2015-16	9.9	15.5	+5.60	2 nd
2016-17	11.3	13.6	+2.28	41 st
2017-18	13.0	11.6	-0.80	236 th

DECEMBER TO REMEMBER

► **Landry Shamet** is averaging team-high 19.4 points and 6.2 assists in the month of December. He's hitting at a .500 clip from three (16-of-32) and averaging better than three triples per game.

► **Conner Frankamp** has also begun to heat up from three after a slow (by his standards) start to the year. The senior is 11-of-23 over the last five games (.478) and is averaging 15.3 points.

► **Darrell Willis Jr.** has scored in double-figures in six-straight. He's averaging 14.0 points during the month of December.

LONG RANGERS

► Aside from an untimely shooting dip against Oklahoma, the Shockers have been deadly from three-point range since their return from Maui. WSU has his double-digit treys in five of the last six contests and is shooting .416 as a team. **Landry Shamet** (18-of-36, .500), **Conner Frankamp** (13-of-30, .433) and **Austin Reaves** (12-of-27, .444) have done the bulk of the damage.

► WSU FROM 3-POINT RANGE (Last 6 Games)

Date	Opponent	Result	3FGM / A	Pct.
Nov. 28	SAVANNAH ST.	W, 112-66	13 / 31	.419
Dec. 2	at Baylor	W, 69-62	10 / 16	.625
Dec. 5	SOUTH DAKOTA ST.	W, 95-85	10 / 29	.345
Dec. 9	at Oklahoma St.	W, 78-66	12 / 26	.462
Dec. 16	OKLAHOMA	L, 83-91	6 / 24	.250
Dec. 19	ARKANSAS ST.	W, 89-80	11 / 23	.478
	Average:		10.3 / 24.8	.416

► For the season, the Shockers' 9.3 three-pointers per game is ahead of their pace from a year ago when they averaged a school-record 8.8 threes per contest.

COUNTING WINS BY TENS

Further proof that WSU can play a variety of styles -- the Shockers have won game this year when scoring in the 60's, 70's, 80's, 90's, 100's and even 110's:

► WSU RECORD BY POINT TOTAL

Points	Games	W-L	
60-69	2	1-1	vs. Notre Dame (L, 66-67), at Baylor (W, 69-62)
70-79	1	1-0	at Oklahoma St. (W, 78-66)
80-89	4	3-1	C-of-C (W, 81-63) vs. Marquette (W, 80-66), OKLA. (L, 83-91), ARK. ST. (W, 89-80)
90-99	2	2-0	vs. Cal (W, 92-82), S. DAKOTA ST. (W, 95-85)
100-109	1	1-0	UMKC (W, 109-57)
110+	1	1-0	SAVANNAH ST. (W, 112-66)

KENPOM SAYS:

► Among the "Major 7" conferences, only eight teams have played a tougher non-conference schedule than Wichita State (9-2): Temple (7-3), Wisconsin (5-7), Vanderbilt (4-7), Tennessee (8-2), UNC (10-2), Florida (7-4), Arkansas (9-2) and Alabama (8-3).

► **Darrell Willis Jr.** ranks in the top-35 nationally in fouls drawn (7.4 per 40 minutes) per KenPom.com.

► KenPom ranks **Conner Frankamp** fourth nationally in turnover percentage (4.5). Frankamp has gone five games without a turnover, spanning 142 minutes.

► KENPOM LEADERS -- TURNOVER PERCENTAGE (as of 12/20)

Players	School	%
1. Ryan Kemrite	Liberty	3.5
2. Kyle Ingram	Idaho St.	3.6
3. Jonah Antonio	Mt. St. Mary's	3.7
4. Conner Frankamp	Wichita St.	4.5
5. Skyler Flatten	S. Dakota St.	4.7

► **Rashard Kelly** ranks second nationally in offensive rebound percentage, snagging 18.4 percent of all Shocker misses while he's in the game.

► KENPOM LEADERS -- OFF. REBOUND PERCENTAGE (as of 12/20)

Players	School	%
1. Nick Ward	Michigan St.	18.8
2. Rashard Kelly	Wichita St.	18.4
3. Aaron Epps	LSU	18.3
4. Zafir Williams	Loyola Marymount	18.9
5. Devontae Cacok	UNC-Wilmington	17.7

BIGGEST PIECE OF THE PIE

Landry Shamet averages 16.5 points per game. No Marshall Era Shocker has averaged more over a full season. **Cleanthony Early** put up 16.4 during WSU's 2013-14 unbeaten run.

► HIGHEST SCORING AVERAGES, MARSHALL ERA (2007-Pr.)

Players	Cl.	School	PPG	FGA/Game
1. Landry Shamet	So.	2017-18	16.5	10.2
2. Cleanthony Early	Sr.	2013-14	16.4	10.7
3. Ron Baker	Jr.	2014-15	14.7	11.3
4. Ron Baker	Sr.	2015-16	14.0	10.8
5. Cleanthony Early	Jr.	2012-13	13.9	10.4
6. Fred VanVleet	Jr.	2014-15	13.6	10.0

RANDOM KNOWLEDGE

► **Conner Frankamp** has hit all 14 of his free throw attempts this year. He's connected on just over 85 percent over his three-year Shocker career (63-of-74, .851), which would put him fourth all-time behind John Criss (.887, 1963-66), Matt Clark (.875, 2000-04) and Jamie Thompson (.853).

► **Austin Reaves** (32 minutes) and **Samajae Haynes-Jones** (31) both set new career highs for minutes with shooting guard **Conner Frankamp** (migraine) sitting out. Prior to Tuesday, Reaves had never played more than 23 minutes. He also matched his personal-best with four assists.



POLL NOTES

► WSU dropped out of the top-10 for the first time this season following Saturday's loss to Oklahoma.

Last week's No. 3 ranking was the Shockers' highest since the 2013-14 season when they finished the regular season with four-consecutive weeks at No. 2.

► WSU opened at No. 7 in the AP preseason rankings and No. 8 in the Coaches' -- its highest starting point since the '81-82 season.

Going back to Dec. 12, 2012 -- a span of five years -- WSU has been ranked or received AP and/or Coaches votes in **114** of the **124** poll weeks.

► DEC. 18 ASSOCIATED PRESS POLL

Rk	School	W-L	Points
1	Villanova (45)	11-0	1,602
2	Michigan State (15)	10-1	1,560
3	Arizona State (5)	10-0	1,429
4	Duke	11-1	1,390
5	North Carolina	10-1	1,332
6	Miami	9-0	1,308
7	Kentucky	9-1	1,231
8	Texas A&M	9-1	1,156
9	Xavier	10-1	1,073
10	West Virginia	9-1	1,040
11	Wichita State	8-2	851
12	Gonzaga	9-2	831
13	Virginia	9-1	796
14	Kansas	8-2	791
15	TCU	10-0	789
16	Purdue	11-2	706
17	Oklahoma	8-1	691
18	Arizona	8-3	396
19	Baylor	9-2	396
20	Cincinnati	9-2	314
21	Tennessee	7-2	308
22	Texas Tech	9-1	308
23	Seton Hall	9-2	223
24	Florida State	9-1	164
25	Creighton	8-2	144

2017-18 Weekly

	Rnk	Points
Pre	7	1270
Nov. 13	6	1277
Nov. 20	6	1321
Nov. 27	8	1134
Dec. 4	6	1197
Dec. 11	3	1402
Dec. 18	11	851
Dec. 25		
Jan. 1		
Jan. 8		
Jan. 15		
Jan. 22		
Jan. 29		
Feb. 5		
Feb. 12		
Feb. 19		
Feb. 26		
Mar. 5		
Mar. 12		

Others: Arkansas 83, **Notre Dame** 73, Clemson 35, Louisville 28, Texas 21, Nevada 13, **Oklahoma State** 9, Minnesota 9, **SMU** 5, Alabama 5, Auburn 4, Virginia Tech 3, Rhode Island 2, Syracuse 2, Florida 2, Towson 1, Michigan 1

► DEC. 18 USA TODAY COACHES POLL

Rk	School	W-L	Points
1	Villanova (26)	11-0	794
2	Michigan State (6)	10-1	765
3	Duke	11-1	676
4	North Carolina	10-1	654
5	Arizona State	10-0	654
6	Kentucky	9-1	636
7	Miami	9-0	590
8	Xavier	10-1	540
9	Texas A&M	9-1	536
10	West Virginia	9-1	508
11	Wichita State	8-2	449
12	TCU	10-0	418
13	Kansas	8-2	404
14	Virginia	9-1	387
15	Gonzaga	9-2	357
16	Purdue	11-2	353
17	Oklahoma	8-1	300
18	Baylor	9-2	210
19	Arizona	8-3	199
20	Tennessee	7-2	140
21	Texas Tech	9-1	129
22	Seton Hall	9-2	126
23	Cincinnati	9-2	126
24	Creighton	8-2	115
25	Florida State	9-1	103

Others: **Notre Dame** 64, Arkansas 26, Virginia Tech 26, Texas 22, Louisville 20, Florida 15, Clemson 10, Boise State 9, Missouri 7, Syracuse 7, Rhode Island 6, Mississippi State 5, Loyola-Chicago 4, Saint Mary's 3, Stephen F. Austin 3, Michigan 2, **Oklahoma State** 1, Alabama 1

► **Gregg Marshall** is a notorious timeout hoarder. Last season the Shockers used just 37 timeouts in 36 games. This year they've been even more stingy with the stoppages, using only 11 through the first 11 games.

BOARDING SCHOOL

+12.2-- 2017-18 rebounding margin, No. 3 nationally.

+9.0 -- WSU's rebound margin in 2016-17, 2nd nationally behind UNC. The Shockers have finished in the top-10 four times in the last seven years.

10 -- Consecutive seasons that the Shockers have led their conference in rebounding margin.

0 -- Times WSU has been outrebounded in 2017-18.

6 -- Times WSU was outrebounded in 2016-17 (36 GP).

82.7% -- Percentage of games in which the Shockers have finished even-or-better on the boards over the last six seasons (158-of-191).

24 -- Offensive rebounds for the Shockers vs. Cal (most in the Marshall Era). Rashard Kelly had seven of them (another Marshall Era high).

ON A POLL ROLL

WSU has been ranked in each of the last **11** Associated Press polls, dating back to last February. That's the third-longest AP poll streak in school history.

► WICHITA STATE MOST CONSECUTIVE AP POLL WEEKS (All-Time)

School	
42	2013-14 (Preseason) to Nov. 23, 2015
20	Jan. 21, 1964 to Feb. 16, 1965
11	Feb. 20, 2017 to Present
9	Jan. 12, 1954 to Mar. 9, 1954
8	1981-82 (Preseason) to Jan. 12, 1982
6	3 other times

BOMBS IN BUNCHES

► **Conner Frankamp** broke teammate **Landry Shamet's** school record for consecutive games with a three-pointer. He connected with 40 seconds to play in the second half against Oklahoma to extend the streak to 32.

► Prior to that, Frankamp had hit multiple threes in six-straight games. He's shooting .478 (11-of-23) in the month of December.

► CONSECUTIVE GAMES WITH A 3-POINTER (WSU ALL-TIME)

School	Dates	Streak
1. Conner Frankamp	Dec. 28, 2016 -- Current	32
2. Landry Shamet	Dec. 17, 2016 -- Nov. 21, 2017	29
3. Ron Baker	Nov. 28, 2014 -- Feb. 22, 2015	27

THREES COMPANY:

► **Conner Frankamp's** **130** three-pointers are tied for 11th on WSU's career list. He needs **5** more to crack the top-10.

► WSU CAREER 3-POINTERS LIST

Rank	Player	GP	Years	3FGM
1.	Randy Burns	124	2001-05	248
2.	Ron Baker	124	2012-16	242
9.	Ryan Herts	106	2008-10	140
10.	Toure Murry	139	2008-12	135
11.	Matt Braeuer	117	1981-85	130
	Rob Kampman	121	2001-05	130
	Conner Frankamp	74	2014-Pr.	130

MORE MORRIS

► **Shaquille Morris** enters Friday night's game in fifth place on WSU's career field goal percentage list.

► WSU CAREER FIELD GOAL % LIST

Rank	Player	Years	FGM-A	Pct.
1.	Xavier McDaniel	1981-85	893-1584	.564
2.	Antoine Carr	1979-83	763-1370	.557
3.	Carl Hall	2011-13	252-454	.555
4.	Claudius Johnson	1989-93	304-560	.543
5.	Shaquille Morris	2014-Pr.	335-619	.541
6.	Cliff Levingston	1979-82	597-1110	.538

SHOCKERS ON THE AMERICAN LEADERBOARD

► Wichita State leads The American in scoring offense (86.7), field goal percentage (.496), rebounding margin (+12.2) and defensive rebound percentage (.784).

► Landry Shamet leads The American in assist-to-turnover ratio (2.4, 50:21) and ranks third in assists per game (4.5).

Category	Player	Conf	Nat'l	Total
Scoring	Landry Shamet	9		16.5
Field Goal %	Darrel Willis Jr.	9		.547 (47/86)
Free Throw %	Landry Shamet	5		.878 (36/41)
3-Point %	Landry Shamet	2		.500 (28/56)
3-Pointers	Landry Shamet	t-2		2.5 (28)
	Conner Frankamp	9		2.2 (22)
Rebounding	Rashard Kelly	3		7.9
	Darrel Willis Jr.	7		7.0
Offensive Reb.	Rashard Kelly	1		3.6 (40)
Blocked Shots	Shaq Morris	5		1.6 (18)
A:TO Ratio	Landry Shamet	1		2.4 (50:21)
Assists	Landry Shamet	3		4.5 (50)

BLOCK PARTY

► **Shaquille Morris** is among the American leaders in blocks at **1.8** per game.

► Morris' **114** career blocks is the most by a Shocker since 1985-86 when the block became an official NCAA stat. He needs **18** more to catch Robert Elmore, brother of CBS commentator Len Elmore.

► Morris has a pair of four-block games this year, most recently against Cal in the Maui Invitational.

► **Shaquille Morris** ended a streak of 12-straight games with a blocked shot during the Dec. 2 win at Baylor. It was the longest block streak of the Marshall Era, topping **Ehimen Orupke's** 10-game stretch in 2012-13.

► WSU CAREER BLOCKS LIST

Rank	Player	Years	Blocks
1.	Antoine Carr	1979-83	209
2.	Robert Elmore	1973-77	132
3.	Shaquille Morris	2014-Pr.	114
4.	Claudius Johnson	1989-93	109
5.	Gene Wiley	1959-62	105
6.	Xavier McDaniel	1981-85	103

BETTER WITH AGE:

► Senior **Rauno Nurger** celebrated his 24th birthday on Nov. 24. He's the oldest of the six Shocker seniors, edging out redshirt senior **Shaquille Morris**, who turns 24 on Feb. 23.

► KenPom rates the Shockers eighth nationally in his experience calculations -- a measurement that weights the experience of each player on the roster (seniors, juniors, sophomores, freshmen) based on minutes played.

► Four Shockers, including Nurger and Morris, dominate the post minutes. Their average age is 22 years, 11 months.

**ON THE RIGHT FOOT**

► **Landry Shamet's** right foot made preseason headlines in Wichita, as well nationally. The All-American candidate had surgery on July 31 to repair a stress fracture. Doctors placed a screw in the Fifth Metatarsal of his right foot.

► Shamet returned for the Shockers' second exhibition on Nov. 6 -- approximately 13 weeks post-surgery. He played 12 minutes that night, then started the regular season opener four days later, finishing with 17 points in 17 minutes.

► Shamet had an identical procedure on his left foot in November, 2015 -- three games into his true freshman season.

STRETCHING IT OUT

Encouraged by their off-season progress, **Gregg Marshall** gave big men **Shaquille Morris** and **Darrell Willis Jr.** the green light to shoot more threes this year. Through 11 games, Morris, Willis and **Rauno Nurger** all shooting almost 43 percent from deep.

► SHOCKER BIG MEN FROM 3-POINT RANGE

Player	Ht.	Cl.	2016-17			2017-18 (10 Games)		
			3PM	3PA	Pct.	3PM	3PA	Pct.
Shaquille Morris	6-8	Sr.	4	14	.286	7	18	.389
Rauno Nurger	6-10	Sr.	13	28	.464	6	14	.429
Darrell Willis Jr.	6-9	Sr.	0	1		8	17	.471
COMBINED			17	43	.395	21	49	.429

COMEBACKERS

► The Shockers have trailed at halftime on four occasions this year, but rallied to win three of those games. They overcame sizeable second-half deficits on all three occasions against Arkansas State (9 down with 17:12 to go), South Dakota State (13 down; 16:18) and California (18 down; 16:30).

► WSU has also experienced the opposite extreme. Notre Dame erased a 14-point halftime deficit in the Maui Invitational Championship to win by a point. It was the Shockers' largest halftime lead in a loss since 1997 and just the fourth time in 11 seasons under Gregg Marshall they've squandered a double-digit advantage at the midway point.

TESTING THE NBA WATERS

► **Markis McDuffie**, **Shaquille Morris** and **Zach Brown** put their names in the NBA Draft pool last summer without hiring an agent. All three later withdrew and returned to Wichita State.

MORRIS CHASES 1,000-POINT MILESTONE

► Senior center **Shaquille Morris** (851 career points) is on pace to reach 1,000 points as a Shocker. He would be the club's 46th member and the ninth since Marshall's arrival.

► MARSHALL ERA SHOCKERS IN THE 1,000-POINT CLUB

Rank	Player	Years	Points
8.	Ron Baker	2012-16	1,636
12.	Toure' Murry	2008-12	1,539
15.	Fred VanVleet	2012-16	1,439
17.	J.T. Durlley	2007-11	1,327
20.	P.J. Cousinard	2004-08	1,303
32.	Cleanthony Early	2012-14	1,135
37.	Garrett Stutz	2008-12	1,106
39.	Tekele Cotton	2011-15	1,047
	Shaquille Morris	2014-18	851

HAWAIIAN HARBINGER:

Maui runners-up have a strong track record of success. Each of the last seven have made the NCAA Tournament, and six of those teams won at least one game. The exception -- 2016 Vanderbilt, which lost to Wichita State in the First Four. In the last 30 years, 25 Maui runners up have made the NCAA Tournament, seven of those reached the Elite 8, and three advanced to the Final 4.

Recent Maui Runners-Up in the NCAA Tourney:

2016-17 Wisconsin (Sweet 16); **2015-16** Vanderbilt (First 4); **2014-15** San Diego State (Rd. of 32); **2013-14** Baylor (Sweet 16); **2012-13** Butler (Rd. of 32); **2011-12** Kansas (Nat'l Runner-Up); **2010-11** Kentucky (Final 4)

2018 CHARLESTON CLASSIC FIELD ANNOUNCED

► The Shockers are signed on to compete in the 2018 Gildan Charleston Classic, Nov. 15, 16 and 18 at TD Arena in Charleston, S.C., joining Alabama, Appalachian State, Ball State, Davidson, Northeastern, Purdue and Virginia Tech round out the field.

JAN. 4: STRIPES RETURN TO CHARLES KOCH ARENA

The fans will be the stars at Wichita State's American Athletic Conference home opener. WSU plans to stripe Charles Koch Arena for the Jan. 4 game against Houston. Those in attendance will be assigned contrasting school colors (black, yellow and white) to wear to the game, based on their seat locations:

White: 101, 102, 107, 108, 109, 114, 115, 118, 121, 124

Black: 103, 104, 112, 113, 119, 123

Yellow: 105, 106, 110, 111, 116, 117, 120, 122, 125, 126

MARSHALL ERA STANDOUTS:

3 -- All-Americans (Cleanthony Early, Fred VanVleet & Ron Baker)

5 -- NBA Players (Toure' Murry, Gal Mekel, Cleanthony Early, Ron Baker, & Fred VanVleet)

28 -- Professionals

WINNING WAYS:

► Wichita State has reached the 30-win mark in **four** of the last five seasons -- more than any other program in college basketball. The feat has been matched just five other times in NCAA history.

► From 2012-13 to 2016-17, WSU's **152** wins and **.840** percentage were second only to Gonzaga.

► In their first 10 seasons under **Gregg Marshall**, the Shockers averaged **26.1** wins per season.

► Marshall has led the Shockers to eight-straight 25-win seasons. Kansas (12), Gonzaga (10), Duke (10) and VCU (8) are the only others with comparable streaks.

► With its inclusion in the 2017-18 preseason poll, WSU has cracked the AP top-25 in each of the last **seven** years.

MARCH HAPPINESS:

► The Shockers have appeared in **six**-straight NCAA Tournaments (a school record).

► WSU is one of just **five** schools that have won a game in each of the last **five** NCAA Tournaments, joining North Carolina, Kansas, Oregon and Gonzaga.

► The Shockers have won **10** NCAA Tournament games in that span, highlighted by a 2013 Final Four and 2015 Sweet 16. High-profile victims include Pittsburgh, Gon-

zaga, Ohio State, Indiana, Kansas and Arizona.

► The Shockers are one of **seven** teams that have averaged **2+** NCAA Tournament victories over that span: UNC (3.0), Wisconsin (2.6), Louisville (2.4), Duke (2.4), WSU (2.0), Michigan (2.0) and Arizona (2.0).

ONE (OR TWO) PUNCH

► The Shockers have finished first or second in their conference standings in each of the last **eight** seasons. Only three Division I schools (Gonzaga, 20; Kansas, 17; and Belmont, 12) have longer active streaks.

► The Shockers won or shared the regular season crown in **five** of their last six MVC seasons and finished with a **four**-peat, dropping just **four** conference games in **four** years to close out their tenure.

► WSU's **68-4** mark (.944) over the last four seasons is the highest conference winning percentage of any team in the nation.

► EIGHT-CONSECUTIVE TOP-2 FINISHES

Year	W-L	Conf.	Finish	Postseason
2009	17-17	8-10	t-5th, MVC	1-1, CBI Quarterfinals
2010	25-10	12-6	2nd, MVC	0-1, NIT
2011	29-8	14-4	2nd, MVC	5-0, NIT Champion
2012	27-6	16-2	1st, MVC	0-1, NCAA (#5 seed)
2013	30-9	12-6	2nd, MVC	4-1, NCAA Final Four (#9 seed)
2014	35-1	18-0	1st, MVC	1-1, NCAA Rd. of 32 (#1 seed)
2015	30-5	17-1	1st, MVC	2-1, NCAA Sweet 16 (#7 seed)
2016	26-9	16-2	1st, MVC	2-1, NCAA Rd. of 32 (#11 seed)
2017	31-5	17-1	t-1st, MVC	1-1, NCAA Rd. of 32 (#10 seed)
2018	-	-	American	
TOTAL	261-90	132-46		5 titles

IN ELITE COMPANY:

► Heading into 2017-18, **Gregg Marshall's** 455 career wins were the eighth-most ever recorded by a head coach in his first 19 seasons.

► Marshall is one of 11 coaches to win 450+ games in his first 19 seasons, joining a list that includes **Bill Self**, **Tom Izzo**, **Roy Williams**, **Jerry Tarkanian**, **John Calipari**, **Nolan Richardson**, **Jim Boeheim**, **Tubby Smith** and **Billy Donovan**.

MARSHALL vs. THE BIG 12

► WSU played three non-conference games against Big 12 teams in 2017-18 and came away with road wins at No. 16 Baylor and Oklahoma State.

► WSU is **6-4** against Big 12 teams under **Gregg Marshall**, with wins in six of the last eight encounters.

► The Shockers are 3-0 against AP ranked Big 12 teams under Marshall with a 2010 home win over #18 Texas Tech, an upset of 10th-ranked Kansas in the 2015 NCAA Tournament and their recent victory at No. 16 Baylor.

► WSU vs. BIG 12 TEAMS UNDER GREGG MARSHALL

Date		Location	Result
11/16/2007	vs. Baylor	St. Thomas, USVI	L 55-64
12/3/2009	at Texas Tech	Lubbock, Texas	L 69-72
12/19/2010	#18 TEXAS TECH	Wichita	W 85-83
3/6/2011	NEBRASKA	Wichita (NIT)	W 76-49
3/22/2015	vs. #10 Kansas	Omaha (NCAA)	W 78-65
12/10/2016	at Oklahoma	Oklahoma City	W 76-73
12/17/2016	OKLAHOMA ST.	Wichita/IBA	L 76-93
12/2/2017	at #16 Baylor	Waco, Texas	W 69-62
12/9/2017	at Oklahoma St.	Stillwater, Okla.	W 78-66
12/16/2017	OKLAHOMA ST.	Wichita/IBA	L 83-91

**NUMBER SEVEN WITH SEVEN PLUS SEVEN?**

► **Gregg Marshall** shoots to become just the **seventh** coach in NCAA history lead **two** different schools to **7+** NCAA Tournament appearances. He took Winthrop dancing **seven** times in nine years and has led WSU to **six**.

Marshall is currently one of **nine** coaches with **6+** trips at multiple schools.

► COACHES WITH 7+ NCAA APPEARANCES AT MULTIPLE STOPS

Player		
Fran Dunphy	9 at Penn	7 at Temple*
Steve Fisher	7 at Michigan	8 at San Diego St.
Lou Henson	7 at NM State	12 at Illinois
Bob Huggins	14 at Cincinnati	8 at West Virginia.*
Eddie Sutton	9 at Arkansas	13 at Oklahoma St.
Roy Williams	14 at Kansas	12 at UNC*
Gregg Marshall	7 at Winthrop	6 at Wichita St.*

* = Current head coach

KEN POM-POMS

► Ken Pomeroy's website is considered the gold standard for advanced analytics in college basketball. Since 2012, WSU has logged **six**-consecutive **top-20** finishes in KenPom's annual rankings – a feat matched by just **three** others schools (Kansas, Louisville and Duke).

► TEAMS WITH SIX-CONSECUTIVE KENPOM TOP-20 FINISHES

School	2017	2016	2015	2014	2013	2012	Avg.
Kansas	6	4	12	7	8	4	6.83
Louisville	9	7	17	1	1	17	8.67
Duke	14	17	3	8	6	19	11.17
Wichita St.	8	13	13	6	17	11	11.33

AWESOME OFFENSE

The 2016-17 Shockers were arguably Marshall's best of-fense team in two decades of coaching.

► The Shockers averaged **81.0** points per game last year – highest by a WSU team since 1983 when **Xavier McDaniel** and **Antoine Carr** shared the floor.

► WSU ranked **13th** nationally on Ken Pomeroy's offensive efficiency chart (**1.18** points per possession).

► The Shockers hit a school-record **310** three-pointers last year, led by Frankamp (**73**) and Shamet (freshman school record, **72**) who combined for just under half of the team total while shooting at a **.439** clip.

► WSU ranked **second** nationally in scoring margin last year (**+18.6**), behind national runner-up Gonzaga.

► The Shockers scored **80** a school-record **23** times.

► WSU was the first MVC team since 1994 Tulsa to average north of 80 points per game, and its **2,916** points was the second-highest total in league history behind Larry Bird's 1979 Indiana State Sycamores.

AMERICAN POWER

► Since its four seasons, The American has produced 12 NCAA Tournament teams, highlighted by UConn's 2014 National Championship.

► The American boasted a pair of 30-win teams last year in Cincinnati and SMU. Both finished in the top-25 and made the NCAA Tournament. Four others (UCF, UConn, Houston and Temple) earned top-25 votes over the course of the year.

► Nine of the 12 American head coaches have reached an NCAA Tournament, and four of them have led a team to the Final Four (WSU's Gregg Marshall, UConn's Kevin Ollie, Houston's Kelvin Sampson and Memphis' Tubby

Smith).

TO OLD FRIENDS AND NEW BEGINNINGS

► Wichita State's move to the American reunites the Shockers with four of its former rivals from the Missouri Valley Conference: Cincinnati (1957-70), Houston (1950-60), Memphis (1967-73) and Tulsa (1945-96).

► WSU and Tulsa enjoyed a fierce basketball rivalry in the 1980s and have continued to play regularly in the non-conference. This fall, the two athletic departments announced plans for an official rivalry series "Havoc in the Heartland."

► Cincinnati's Oscar Robertson still holds the Roundhouse's single-game scoring record (50 points in 1958). March 1 marks the 60th anniversary of that performance. Fittingly, the Bearcats' first American Era visit to Wichita comes just three days later.

► The Shockers' visit to Houston will be their first since 1960. They last played at Memphis in 1983.

► FORMER MVC RIVALS IN THE AMERICAN

School	MVC Seasons	Last Meeting	at WSU	Road
Cincinnati	13 1957-70	1981 (at WSU)	1981	1977
Houston	10 1950-60	2005 (at WSU, NIT)	2005	1960
Memphis	6 1967-73	2014 (Sioxi Falls)	1976	1983
Tulsa	51* 1945*-86	2016 (at WSU)	2016	2015

* - Tulsa joined in 1935. The teams overlapped for 51 seasons, beginning in 1945 when WSU joined the league.

ALL-TIME

► Wichita State enters its 112th men's basketball season with an all-time record of 1,540-1,180.

► In 72 seasons as a member of the MVC, WSU won 11 regular season titles and put together a 591-502 record in league play.

POSTSEASON SUCCESS

► WSU teams have appeared in 14 NCAA Tournaments with Final Fours in 1965 and 2013 and regional runner-up finishes in 1964 and 1981.

► The Shockers have reached the postseason 27 times, including a current-run of nine-straight dating back to a 2009 CBI appearance. The Shockers won the 2011 NIT Championship and followed it up with six-consecutive NCAA bids.

INDIVIDUAL STANDOUTS

► Five Shockers have their jersey numbers hanging in the rafters: #13 **Cleo Littleton** (1951-55), #45 **Dave Stallworth** (1961-65), #45 **Cliff Levingston** (1979-82), #35 **Antoine Carr** (1979-83) and #44 **Xavier McDaniel** (1981-85).

► Teammates on WSU's first NCAA Tournament team in 1964, Stallworth and **Nate Bowman** teamed up again to help the 1970 New York Knicks to an NBA title.

► Charles Koch Arena has long been referred to as "*the house that Stallworth built*." The former All-American passed away last March on the eve of WSU's NCAA Tournament opener against Dayton. Former teammates are in the process of fundraising for a life-size statue of Stallworth to be placed near the arena's main entrance.

► McDaniel, Levingston and Carr all played more than a decade in the NBA. Levingston was a member of the Chicago Bulls' first two NBA Championship teams while playing alongside Michael Jordan. Carr helped the Utah Jazz to a pair of runner-up finishes in 1997 and 1998.

RECORD BREAKDOWN

Category	2017-18	Marshall Era	Streak
Overall Record	9-2	270-92	Won 1
Home	5-1	150-22	Won 1
Charles Koch Arena	5-0	144-20	Won 24
INTRUST Bank Arena	-	6-1	Lost 1
Road	2-0	77-41	Won 8
Neutral	2-1	43-29	Lost 1
November	5-1	50-16	Won 1
December	4-1	57-16	Won 1
January	-	71-21	Won 4
February	-	61-20	Won 13
March / April	-	31-18	Lost 1
American Tournament	-	-	-
Postseason (NCAA, NIT, CBI)	-	16-8	Lost 1
White Uniforms	3-1	-	Lost 1
Yellow Uniforms	3-0	-	-
Black Uniforms	3-1	-	Won 2
Games Decided by 5 or less	0-1	-	Lost 2
Games Decided by <10	2-2	-	Won 1
Leading at the Half	7-1	-	Won 4
Tied at Half	-	-	-
Trailing at Half	2-1	-	Lost 1
Leading with 5:00 left	8-1	-	Won 5
Trailing/Tied w/ 5:00 left	1-1	-	Lost 1
In Overtime	-	6-7	Lost 2
Monday	2-0	15-3	Won 8
Tuesday	4-0	42-9	Won 12
Wednesday	0-1	61-17	Lost 1
Thursday	-	17-8	Won 2
Friday	1-0	22-7	Won 3
Saturday	2-1	76-35	Lost 1
Sunday	-	34-11	Lost 1
Scoring 100+	2-0	6-0	Won 10
Scoring 90+	4-0	22-0	Won 38
Scoring 80+	7-1	88-2	Won 1
Scoring 70+	8-2	189-17	Won 1
Scoring 60+	9-2	259-49	Won 1
Scoring < 60	-	11-43	Lost 5
Scoring < 50	-	0-4	Lost 4
Opponent Scores 100+	-	-	Lost 6
Opponent Scores 90+	0-1	0-4	Lost 4
Opponent Scores 80+	3-1	6-11	Won 1
Opponent Scores 70+	3-1	36-39	Won 1
Opponent Scores 60+	8-2	115-78	Won 1
Opponent Scores < 60	1-0	151-14	Won 17
Opponent Scores < 50	-	45-1	Won 44
Opponent Scores < 40	-	5-0	-
Shooting 50% +	4-0	-	Won 21
Shooting < 40%	-	-	Lost 1
Opponent Shoot 50% +	1-0	-	Won 1
Opponent Shoots < 40%	4-0	-	Won 22
Opponent Shoots < 30%	2-0	-	-
WSU Outshoots Opponent	8-1	-	Won 1
Opponent Outshoots WSU	1-1	-	Lost 1
WSU has higher 3pt %	7-1	-	Won 4
Opponent has higher 3pt%	2-1	-	Lost 1
3pt % Equal	-	-	-
WSU attempts more FT	7-0	-	Won 19
Opponent attempts more FT	1-2	-	Lost 2
FT Attempts Even	1-0	-	-
Outrebound Opponent	9-1	-	Won 5
Outrebounded	-	-	-
Rebounds Even	0-1	-	-
Commit Fewer TO's	3-0	-	Won 11
Commit More TO's	5-2	-	Lost 1
Turnovers Even	1-0	-	-
Commit Fewer Fouls	8-0	-	Won 20
Commit More Fouls	1-2	-	Lost 2
Fouls Even	-	-	-
No Shockers in Double Figs	-	-	-
4+ Shockers in Double Figs	6-1	-	-
5+ Shockers in Double Figs	4-0	-	-
6 Shockers in Double Figs	2-0	-	-
A Shocker Scores 20+	4-1	-	Won 1
Scoring < 20 Bench Pts	0-1	-	Lost 1
Scoring 30+ Bench Pts	4-1	-	Won 1
Scoring 40+ Bench Pts	2-0	-	Won 11
Scoring 50+ Bench Pts	1-0	8-1	-
Scoring 60+ Bench Pts	1-0	3-0	-



► A member of the Naismith Memorial Basketball Hall of Fame, **Ralph Miller** won 220 games in 13 years on the Shocker bench (1951-64) and led the Shockers to their first NCAA Tournament in 1964. He's the second-winningest coach in program history behind Marshall (who surpassed his total in February, 2016). When Miller retired from Oregon State in 1989, at the close of a 38-year career, he was the eighth-winningest coach in NCAA history (674-370).

2018 & 2021 TOURNAMENTS COME TO WICHITA

► Wichita State will serve as co-host for First and Second Round action in the 2018 and 2021 NCAA Men's Basketball Championships at downtown INTRUST Bank Arena.

► This year marks the men's tournament's first stop in Wichita since 1994. Headliners that year at the old Kansas Coliseum included Michigan's Fab Five (minus Chris Webber) and John Calipari-led UMass. The second-seeded Minutemen fell to No. 10 seed Maryland in the second round.

PLAYING ANGRY

Head coach Gregg Marshall has developed a unique appreciation for WSU basketball history, even as he continues to write new chapters. Since his arrival, the 11th-year Shocker coach has made it a point to reach out to WSU basketball alums, such as NBA stars Xavier McDaniel, Antoine Carr and Cliff Levingston, who helped form the backbone of some of WSU's greatest teams in the early 1980s. While addressing the team midway through the 2012-13 season, Carr challenged Marshall's Shockers to "Play Angry." That message sank in, and the slogan gained national attention during the team's run to the Final Four later in the year.

**SEASON OUTLOOK**

Wichita State returns essentially the entire cast from last year's 31-5 team that swept the Missouri Valley Conference regular season and tournament titles and danced for a sixth-straight year.

Eleventh-year head coach **Gregg Marshall** returns over 91 percent of his points and rebounds. His top eight scorers are back, and six of them are seniors.

That continuity will be important for the Shockers in a year otherwise marked by radical change.

On July 1, after 72 years in the MVC, Wichita State joined the American Athletic Conference as a non-football member -- a move that aims to boost the Shockers' basketball reputation and national exposure.

So far, so good.

A consensus top-10 team among the preseason annuals, WSU is in line for 26 national television appearances during the regular season, and at least half of the team's games will air on either ESPN, ESPN2 or CBS.

"We know it's going to be a challenge, but we're excited about it," Marshall said. "Hopefully the improvement in level of competition will aid us in getting into the NCAA tournament and getting favorable seeding."

The NCAA Selection Committee values quality wins, and WSU will be in a much-better position to collect them, going forward. The Shockers' 30-game regular season schedule includes as many as 15 contests against teams that finished in the top-100 of last year's RPI (compared to just six during the 2016-17 regular season).

The American annually ranks among the nation's toughest basketball conferences, earning 12 NCAA Tournament bids in its first four seasons of existence, highlighted by UConn's 2014 National Championship. In 2016-17, SMU and Cincinnati both reached the 30-win plateau and finished in the top-25.

The move also reunites WSU with four of its former MVC rivals: Cincinnati (a Valley member from 1957-70), Houston (1950-60), Memphis (1967-73) and Tulsa (1935-96). The Shockers and Golden Hurricane -- separated by less than 200 miles -- enjoyed a fierce basketball rivalry in the 1980s, and some of WSU's greatest basketball moments came while battling the Bearcats for national prominence in the 1960's.

WSU's shift to The American goes beyond hoops.

University president **John Bardo** hails it as a victory for the school's academic mission, aligning WSU and its burgeoning innovation campus with likeminded, metropolitan-based research institutions.

It's a timely change that ratchets up the level of competition and potential ceiling for all 15 of WSU's varsity men's and women's programs. Over the last 10 seasons as a Valley member, the group collectively won 80 conference regular season and tournament championships.

RETURNERS

► The good news: first team All-MVC selections **Landry Shamet** (6-4, R-So, PG) and **Markis McDuffie** (6-8, Jr, F) are back. The bad news: both players have battled foot injuries. Shamet returned in early November, but McDuffie, last year's leading scorer and rebounder, will be sidelined until at least mid-December.

► Seniors **Conner Frankamp** (6-1, R-Sr, G) and **Shaquille Morris** (6-8, R-Sr, C) were third team All-MVC picks who finished strong in 2016-17.

► **Zach Brown** (MVC All-Defensive Team), **Rashard Kelly** (MVC All-Bench Team), **Rauno Nurger** (MVC All-Bench Team) and **Darral Willis Jr.** (MVC All-Newcomer Team) also earned specialty accolades.

► **Austin Reaves** (6-5, So, G) and **C.J. Keyser** (6-3, So, G) benefited from on-the-job training as true freshmen.

KEY LOSSES

► Walk-on guards **John Robert Simon** and **Zach Bush** graduated (though Simon will stick around as a graduate manager). The two provided behind-the-scenes stability.

► **Daishon Smith** and **Eric Hamilton** both elected to transfer... Smith is the only significant loss from the rotation. The JUCO transfer started 12 games in his lone season as a Shocker but gradually lost minutes to Shamet as the year progressed. He averaged 4.8 points and 1.9 assists in just under 15 minutes per game... Hamilton -- a sophomore forward -- totaled 34 points in 26 games.

NEWCOMERS

► Marshall added three scholarship players for 2017-18.

► Second Team NCJAA All-American, **Samajae Haynes-Jones** (6-0, Jr, G) helped Hutchinson CC to a national championship last spring and fills an immediate need in the backcourt.

► Two freshmen, **Asbjorn Midtgaard** (7-0, Fr, C) and **Rod Brown** (6-6, Fr, F) provide depth in the front court but will need time to develop.

HEAD COACH

► **Gregg Marshall** -- the consensus national coach of the year in 2014, has led the Shockers to four 30-win seasons in the last five years, beginning with a Final Four run 2013. He's one of just five coaches to lead his team to the second round in each of the last five tournaments.

► Marshall has won more games than any other man in Shocker history. The 2017-18 season marks his 11th on the WSU bench and 20th overall as a head coach. He began the year at 455-173 all-time with 12 regular season conference titles and 13 NCAA Tournament bids.

AMERICAN PRESEASON POLL

► WSU lost out to Cincinnati by a single point in the team American Athletic Conference preseason poll. Five of the league's 12 head coaches picked the Shockers (115 total points), while seven sided with the Bearcats (the preseason favorite with 116).

► The teams won't have a chance to settle that argument on the court until late February. They meet twice in the final 15 days of the regular season: Feb. 18 at Cincinnati (ESPN) and March 4 in Wichita (CBS).

► The Shockers play home-and-homes with each of the other top-8 finishers in the poll and will meet the bottom four teams once-each.

► It's the first time since 2012 that a WSU squad has opened as anything other than preseason favorite. Over it's the final four years of its MVC tenure, the Shockers pulled 164 of a possible 171 first-place votes, and held serve each time with regular season crowns.

► AMERICAN ATHLETIC CONFERENCE PRESEASON COACHES POLL

Rk	School	Pts
1.	Cincinnati (7)	116
2.	Wichita State (5)	115
3.	UCF	93
4.	SMU	91
5.	UConn	79
6.	Houston	72
7.	Temple	68
8.	Tulsa	52
9.	Memphis	36
10.	Tulane	30
11.	ECU	24
12.	USF	16

► AMERICAN ATHLETIC CONFERENCE PRESEASON TEAMS**First Team**

Shake Milton	G	SMU
Jalen Adams	G	UConn
Rob Gray	G	Houston
Landry Shamet	G	Wichita State
B.J. Taylor	G	UCF

Second Team

Gary Clark	F	Cincinnati
Junior Etou	F	Tulsa
Jacob Evans	G/F	Cincinnati
Tacko Fall	C	UCF
Kyle Washington	F	Cincinnati

► LANDRY SHAMET'S PRESEASON ACCOLADES:

- Preseason First Team All-AAC
- Preseason All-American --
 - 4th Team (Blue Ribbon, ESPN.com);
 - Honorable Mention (AP, NBCSports.com)
- Watch Lists --
 - Wooden Award
 - Naismith Trophy
 - Oscar Robertson Trophy
 - Lute Olson Award
 - Bob Cousy Award (point guard)

► MARKIS McDUFFIE'S PRESEASON ACCOLADES:

- Watch List --
 - Julius Erving Award (small forward)



ROSTER BREAKDOWN

Total Players 17

Seniors (6)	Zach Brown, Conner Frankamp, Rashard Kelly, Shaquille Morris, Rauno Nurger, Darral Willis Jr.
Juniors (3)	Samajae Haynes-Jones, Kaelen Malone, Markis McDuffie
Sophomores (4)	Brett Barney, C.J. Keyser, Austin Reaves, Landry Shamet
Freshmen (4)	Rod Brown, Brycen Bush, Jacob Herra, Asbjørn Midtgaard

Height

7-0	Asbjørn Midtgaard
6-10	Rauno Nurger
6-9	Brett Barney, Darral Willis Jr.
6-8	Markis McDuffie, Shaquille Morris
6-6	Rashard Kelly, Rod Brown, Zach Brown
6-5	Austin Reaves
6-4	Landry Shamet
6-3	Jacob Herra, C.J. Keyser
6-1	Conner Frankamp
6-0	Brycen Bush, Samajae Haynes-Jones, Kaelen Malone

Seasons in the WSU Program (including redshirt years)

5 th Year (1)	Shaquille Morris (Sr.)
4 th Year (4)	Zach Brown (Sr.), Conner Frankamp (Sr.), Rashard Kelly (Sr.), Rauno Nurger (Sr.)
3 rd Year (3)	Brett Barney (So.), Markis McDuffie (Jr.), Landry Shamet (So.)
2 nd Year (4)	C.J. Keyser (So.), Kaelen Malone (Jr.), Austin Reaves (So.), Darral Willis (Sr.)
1 st Year (5)	Rod Brown (Fr.), Brycen Bush (Fr.), Samajae Haynes-Jones (Jr.), Jacob Herra (Fr.), Asbjørn Midtgaard (Fr.)

Home State / Country

Kansas (5)	Brett Barney, Brycen Bush, Jacob Herra, Conner Frankamp, Samajae Haynes-Jones
Texas (2)	Zach Brown, Kaelen Malone
Arkansas	Austin Reaves
Maryland	C.J. Keyser
Missouri	Landry Shamet
New Jersey	Markis McDuffie
Oklahoma	Shaquille Morris
Tennessee	Rod Brown
Virginia	Rashard Kelly
Wisconsin	Darral Willis Jr.
Denmark	Asbjørn Midtgaard
Estonia	Rauno Nurger

ACTIVE CAREER STAT LEADERS

Games Played	Rashard Kelly	106
Games Started	Zach Brown	61
Minutes	Zach Brown	1,710
Points	Shaquille Morris	711
Rebounds	Rashard Kelly	402
Assists	Conner Frankamp	124
Blocks	Shaquille Morris	96 (WSU #8)
Steals	Markis McDuffie	69
Dunks	Shaquille Morris	58
3-Pointers	Conner Frankamp	108

PERCENTAGES RETURNING

Category	From '16-17	From '15-16	From '14-15
Total Returners	12	7	4
Minutes	87.4 %	44.6 %	19.8 %
Starts	93.3 %	38.9 %	2.9 %
Points	91.2 %	43.5 %	16.4 %
Rebounds	91.2 %	41.6 %	20.2 %
Assists	83.5 %	26.8 %	7.6 %
Blocks	94.7 %	59.2 %	41.8 %
Steals	78.7 %	38.4 %	13.6 %

2017-18 PERSONNEL

RETURNING STARTERS (5)

##	Player	Ht	Cl	Pos	G-GS	MPG	PPG	RPG	APG	Blk	Stl	Notes
1	Zach Brown	6-6	Sr.	F	36-30	21.0	7.4	3.2	1.6	7	24	MVC All-Defensive Team
11	Landry Shamet	6-4	R-So.	G	36-36	26.7	11.4	2.8	3.3	7	26	1 st Team All-MVC, Freshman of the Year, 3.00 A:TO (#14 nat'l), WSU frosh record (72 threes)
24	Shaquille Morris	6-8	R-Sr.	C	34-23	18.0	9.6	5.1	1.1	35	12	3 rd Team All-MVC, 8th on WSU's all-time blocks list (96)
32	Markis McDuffie	6-8	Jr.	C	36-27	25.5	11.5	5.7	1.7	11	42	1 st Team All-MVC, NABC 1 st Team All-District, MVC #4 in FT% (.819)
33	Conner Frankamp	6-1	R-Sr.	G	36-25	23.9	8.9	1.6	2.7	8	27	3 rd Team All-MVC, MVC Tournament MVP, 73/166 3pt FG (.440)

OTHER RETURNING LETTERMEN (7)

##	Player	Ht	Cl	Pos	G-GS	MPG	PPG	RPG	APG	Blk	Stl	Notes
0	Rashard Kelly	6-6	Sr.	F	36-8	16.8	5.5	4.8	1.2	9	19	MVC All-Bench Team, Team-high 64 offensive rebounds
21	Darral Willis	6-8	Sr.	F/C	36-14	16.4	9.8	5.1	0.6	29	15	MVC All-Newcomer Team, 3 double-doubles, 18 double-figure scoring games
20	Rauno Nurger	6-4	Sr.	C	36-5	14.1	5.0	2.7	0.6	15	3	MVC All-Bench Team, 13/28 3pt FG (.464)
25	Brett Barney #	6-6	R-So.	C	17-0	2.3	1.2	0.4	0.0	0	3	3 rd year walk-on who averaged 21 points per 40 minutes in 2017
3	C.J. Keyser	6-1	So.	G	25-0	4.8	1.9	0.7	0.3	2	2	Saw increased playing time late, appearing 14-straight to end the regular season
10	Kaelen Malone #	6-8	Jr.	G	16-0	2.1	0.4	0.3	0.2	0	0	2 nd year walk-on
12	Austin Reaves	6-8	So.	G	33-0	11.8	4.1	1.8	1.1	10	12	28/55 3Pt FG (.509)

LETTERMEN LOST (4)

Player	Ht	Cl	Pos	G-GS	MPG	PPG	RPG	APG	Blk	Stl	Notes
Daishon Smith	6-1	Jr.	G	36-12	14.9	4.8	2.2	1.9	2	35	Transferred
Eric Hamilton	6-8	So.	F	26-0	4.7	1.3	1.3	0.0	5	3	Transferred
John Robert Simon #	5-10	Sr.	G	21-0	4.4	1.1	0.4	0.5	0	7	Graduated
Zach Bush #	6-6	R-Sr.	G	21-0	2.6	0.4	0.4	0.2	0	5	Graduated

NEWCOMERS (5)

##	Player	Ht	Cl	Pos	G-GS	MPG	PPG	RPG	APG	Blk	Stl	Notes
4	Samajae Haynes-Jones	6-0	Jr.	G	-	-	-	-	-	-	-	2 nd Team NJCAA All-American for national champion Hutchinson (Kan.) CC
5	Rod Brown	6-6	Fr.	F	-	-	-	-	-	-	-	Averaged 21 points, 14 rebounds in 2017
14	Jacob Herra #	6-3	Fr.	G	-	-	-	-	-	-	-	Son of former Shocker standout Ryan Herra (1992-96)
22	Asbjørn Midtgaard	7-0	Fr.	C	-	-	-	-	-	-	-	2017 Danish League "Young Player of the Year"
23	Brycen Bush #	6-0	Fr.	G	-	-	-	-	-	-	-	Younger brother of former WSU walk-on Zach Bush (2012-17)

= Walk-On

**THEY MIGHT BE ARE GIANTS**

► **Gregg Marshall** calls Shocker freshman **Asbjørn Midtgaard** the most physically imposing player that he's ever coached. The Danish to English translation of his first name is, quite fittingly, "God's Bear."

► Midtgaard is the sixth seven-footer in Shocker history and the third to play for Gregg Marshall at WSU, joining **Ehimen Orupke** (starting center on the Shockers' 2013 Final Four team) and **Garrett Stutz** (a first team all-conference pick as a senior in 2012). **Greg Dreiling** played 10 seasons in the NBA but transferred from WSU at the end of his freshman season.

► Is Midtgaard the most imposing Shocker ever? Perhaps not. 7-foot-1 **Paul "Big Show" Wight**, averaged 2 points 2 rebounds as a reserve center for the Shockers during the 1991-92 season before applying his talents to the wrestling ring. The seven-time world champion is one of WWE's longest-tenured stars.

► SHOCKER SEVEN-FOOTERS (ALL-TIME)

Player	Years	Points
Ron Smith	1970-71	7' 2"
Greg Dreiling	1981-82	7' 1"
Paul Wight	1991-92	7' 1"
Garrett Stutz	2008-12	7' 0"
Ehimen Orupke	2010-13	7' 0"
Asbjørn Midtgaard	2017-Pr.	7' 0"

OF MICS AND MEN

► Heading into the 2017-18 season, 26 D-I play-by-play announcers have been at their current posts for at least 30 years. WSU's **Mike Kennedy** (38th season) is tied for eighth on the active list. The season opener will be his 1,157th consecutive regular season game.

► Wichita State radio broadcasters of Kennedy (pbp) and **Dave Dahl** (analyst) begin their 37th season working home games together. The pair have the second longest tenure in Division I basketball, trailing only Pittsburgh's 39-year duo of Bill Hillgrove and Dick Groat. Dahl missed the 2011-12 season during a successful campaign for district court judge, but the tandem has otherwise been in place since 1980-81.

WuSHOCK: A TRUE ORIGINAL

Legend has it that the name "Shockers" first appeared in 1904 on a poster advertising a football game between Wichita State-then Fairmount College and the Chilocco Indians. The team's manager chose the name because many of the players earned money during the off season harvesting (or "shocking") wheat in the surrounding fields... When it came time to bring the name to life, students created WuShock – a big, bad, muscle-bound bundle of wheat – whose name was derived from a period in time when the university was simply known as Wichita University or WU.

WUSHOCK NAMED NCAA'S TOP MASCOT

The 2017-18 college basketball season kicks off this month, but Wichita State already has a title. In the six weeks leading up to the 2017-18 season, College Court Report operated its 4th Annual Mascot Mayhem Challenge, in search of the NCAA's Top Mascot. In a bracket-style tournament, 68 of the top mascots from across the country were randomly selected into four regions, and fans voted each week for their favorites. When the dust settled on Nov. 5, the only mascot still standing was WuShock.

SHOCKERS ACTIVE IN FALL SIGNING PERIOD

Wichita State received letters of intent from six Class of 2018 prospects during the fall signing period.

► JAIME ECHENIQUE

6-11 | 220 | Forward/Center
Columbia / Trinity Valley [Texas] CC

Developing big man with high upside... Fundamentally sound... Described as smooth, calculated and under control... Averaged 9.2 points, 5.4 rebounds as a freshman... Appeared in 31 games with 26 starts... Shot 61 percent from the field and 75 percent at the foul line... Helped Trinity Valley to a 24-7 record in 2016-17 and a No. 14 ranking in the final NJCAA national poll... Participated in the 2017 Mullens Top 100 Camp in Kansas... Coached by Guy Furr.

Gregg Marshall: "Jaime brings us both experience and upside. He's a skilled 5 who will come to us with two years of high-level JUCO ball under his belt, but he has the tools to play the 4 as he continues his development. He can score over both shoulders in the block and shoot it out to 17-feet. He's long, but he also moves well."

► ALEX LOMAX

5-11 | 189 | Point Guard
Memphis, Tenn. / East HS

Two-time Class AAA Mr. Basketball in the State of Tennessee... Tennessee's Gatorade Player of the Year in 2016... Leader of a Memphis East team that begins the year ranked No. 1 nationally... Team is 65-5 over the last two seasons with back-to-back state titles in Tennessee's largest class... Scored 14 points in the 2017 title game, as East defeated a Cordova High team that included current Shocker freshman Rod Brown... Averaged around 16 points, 6 rebounds, 7.5 assists and 4 steals as a junior... As a sophomore put up 13.2 points, 6.0 assists, 5.0 rebounds and 4.0 steals as a sophomore, helping the Mustangs to a 32-2 record... Charter member of Team Penny, a Memphis-based grassroots program founded and coached by former NBA All-Star Penny Hardaway... Also considered Memphis, Florida, Mississippi, Vanderbilt and Missouri.

Marshall: "Alex is a perfect fit for our program," Marshall said. "He's tough, skilled and fast. Bottom line, he's a leader and a winner. He's played against great competition and been very successful."

► CHANCE MOORE

6-7 | 180 | Wing
Louisville, Ky. / Fern Creek HS

2017 graduate of Fern Creek High School who elected to take a prep year and continue his development... Chose WSU over Butler, Dayton and Virginia Tech on the first day of the fall signing period... Averaged 16 points as a senior and earned second team all-state honors... Voted 6th Region Player of the Year... Led the Tigers to their first-ever state tournament appearance and a 35-3 record in 2016-16... Team won 21-straight games before falling in the state semifinals... Selected for Kentucky's East-West All-Star game... Played summer basketball for the Louisville Magic.

Marshall: "Chance is a multi-dimensional type of player out on the wing. He needs to get stronger, but he can really score the basketball. He's a skilled talent, and we're looking forward to helping him reach his full potential on and off the court."

► ISAIAH POOR BEAR CHANDLER

6-9 | 255 | Center
Omaha, Neb. / Central HS / Sunrise Christian Academy

Enrolled at Wichita State over the summer and practiced with the team but will spend the 2017-18 school year prepping at nearby Sunrise Christian Academy working on his body and his game... Four-star prospect and the No. 1 recruit in Nebraska, per ESPN following his senior season at Omaha Central... Averaged 14.4 points and 9.5 rebounds in 2016-17 and helped his team to the state quarterfinals in Nebraska's largest classification... Second-team Class A all-state selection and a third-team Super-Stater... Also earned All-Metro Conference honors... Appeared in Nebraska's 2017 high school all-star game and scored a team-high 20 points.

Gregg Marshall: "Isaiah is a very likeable young man who works very hard. He's a big, strong defender and rim protector. On offense, he does a little bit of everything inside and out. He can shoot the three, run the pick-and-roll and is good on the low block."

► ERIK STEVENSON

6-4 | 180 | SG
Lacey, Wash. / Timberline HS

Three-star prospect, per 247 Sports and Rivals... Chose Wichita State in June over offers from LSU, Utah, Washington and Washington State... 2x all-area selection... honorable mention Class 3A All-State as a junior... Averaged 19.5 points and helped his team to the 3A State Tournament... Set Timberline's single-game scoring record (45 points)... Coached by Allen Thomas... Played 2017 summer ball for Washington Supreme on the UAA Circuit and averaged 12.3 points.

Marshall: "I love Erik's game and his mental approach. He's a hard-nosed player with skills to match. He's a Ron Baker type. He's strong, athletic and can really shoot it. We think he'll fit in very well here and have a chance to help us right away."

► MORRIS UDEZE

6-8 | 240 | F/C
Houston, Texas / Fort Bend Travis HS / Montverde Academy

Houston native who is prepping this year at Montverde Academy near Orlando... Visited WSU in June and committed in September over four other finalists: Ohio State, Butler, LSU and TCU... Three-star recruit, per 247 Sport and Rivals... Averaged 13 points and 8 rebounds for Fort Bend Travis as a senior... Team finished runner-up in its district and won a bi-district playoff game... Played summer ball for the Houston Defenders.

Marshall: "Morris is a dynamic young post player who rebounds well and protects the rim. He's powerful and really starting to come into his own as a productive post scorer. We're looking forward to having him in the yellow and black next year."



0 Rashard KELLY

6-7 | 227 | Sr. | Forward | 3L
Fredericksburg, Va. • Massanutten Military Academy (Va.)
Hargrave Military Academy (Va.)

OVERVIEW

- ▶ Ball-getter, energy-giver and doer of dirty work
- ▶ Durable veteran who has not missed a game in three seasons
- ▶ Excellent team defender
- ▶ Emerging vocal leader
- ▶ Relentless worker who is always looking to improve
- ▶ The only Shocker to appear in every contest over the last three seasons

2017-18 (Senior):

Averaged 6.0 points and team-high 9.0 rebounds in six November games with 25 offensive rebounds... First career double-double vs. Savannah State (12 pts, 10 reb.) on Nov. 28... Made the Maui Invitational's all-tournament team despite attempting just 11 shots over three games. Averaged 6.0 points and 9.3 rebounds and sparked the team with his energy, finishing with an incredible 16 offensive rebounds... Had one of the tournament's most memorable plays, thwarting a wide open fast break by Cal's Sacar Anim with consecutive blocks. Within minutes, GIFs of the highlight trended on social media.

2016-17 (Junior):

Averaged 5.5 points and 4.8 rebounds while appearing in all 36 games... Started the first eight contests before moving to a reserve role and made the MVC's All-Bench Team... Averaged 16.8 minutes but saw increased playing time late in the year... Was on the floor for 20+ minutes in each of the last nine games (after topping 20 on just two other occasions over the first 27 contests)... During league play, ranked among the MVC leaders with over 7 offensive rebounds per 40 minutes... Averaged 6.7 points, 6.0 rebounds and almost a dunk-a-game during WSU's 16-game winning streak late in the year... Recorded 13 of his 17 dunks after Jan. 24 (last 15 games)... Started the season opener against South Carolina State (Nov. 11) and finished with nine points and nine rebounds... Scored a career-high 15 points and grabbed eight boards in a Dec. 6 win over Saint Louis... Dished out a career-best six assists to go with his 13 points and six rebounds in WSU's 109-point explosion against Evansville on Feb. 22... Averaged 6.3 points and 6.0 rebounds in three MVC Tournament games with a 14-point, six-rebound performance in the quarterfinal win over Bradley (Mar. 3)... In two NCAA Tournament games, averaged 6.0 points and a team-high 8.5 rebounds in 24.0 minutes off the bench... In the first round win over Dayton, played 26 minutes (third-most of any Shocker), tallied eight points and a career-high 11 rebounds... In the second round, finished with four points and six boards in 22 minutes against Kentucky.

QUOTABLE:

Gregg Marshall: "He rebounds well. He's a good defender. His goal is to be the best-conditioned athlete on the floor and play longer and harder than everyone else. Our guys feed off that."

Rashard Kelly: "I don't want to be the superstar, the highlight-type player. I just want to get the job done... 'We've got to create a mindset, play angry. That's been our motto around Wichita State. Somebody's just got to fall in love with doing the dirty work."

Austin Reaves: "[Rashard] is an everyday guy. He never takes days off... He does the little things. He's not worried about his points. He rebounds, takes charges and does the little things. Like coach says all the time: 'Those little things matter.'"

KELLY'S CAREER TOTALS

Season	GP	GS	Min	Avg	FG	FGA	%	3FG	FGA	%	FT	FTA	%	Off	Def	Tot	Avg	PF	FO	A	TO	Blk	Stl	Pts	Avg
2014-15 Freshman	35	4	482	13.8	38	77	.494	4	9	.444	22	42	.524	45	56	101	2.9	44	0	14	36	11	13	102	2.9
2015-16 Sophomore	35	6	564	16.1	54	126	.429	6	19	.316	30	49	.612	48	79	127	3.6	67	0	26	25	6	17	144	4.1
2016-17 Junior	36	8	606	16.8	74	150	.493	10	23	.435	41	71	.577	64	110	174	4.8	62	0	43	37	9	19	199	5.5
2017-18 Senior	11	8	253	23.0	22	45	.489	0	6	.000	20	30	.667	40	47	87	7.9	21	0	29	17	4	8	64	5.8
TOTALS	117	26	1905	16.3	188	398	.472	20	57	.351	113	192	.589	197	292	489	4.2	194	0	112	115	30	57	509	4.4

2017-18

Maui Invitational All-Tournament Team

2016-17

Missouri Valley Conference All-Bench Team

WSU Banquet Honor: Cleo Littleton Most Improved Player Award

CAREER HIGHS

Opponent	Opponent	Date
Points	15 SAINT LOUIS	12/6/16
Rebounds	11 vs. Dayton	3/17/17
Field Goals	6 SAINT LOUIS	12/6/16
FG Attempts	11 vs. Bradley	3/3/17
3-Pointers	2 LOYOLA	1/11/17
3-Pt Attempts	3 LOYOLA	1/11/17
Free Throws	6 EVANSVILLE	2/21/17
FT Attempts	8 EVANSVILLE	2/21/17
Assists	8 vs. Marquette	11/21/17
Steals	3 3x, Last: at Okla. St.	12/9/17
Blocks	3 2x, Last: vs. Marquette	11/21/17
Minutes	30 2x, Last: vs. Notre Dame	11/22/17

MISCELLANEOUS

Category	17-18	Career
10+ Points	1	9
20+ Points	-	-
10+ Rebounds	3	4
Dunks	8	44
Fouled Out	-	-
P-R Double-Doubles	1	1
P-A Double-Doubles	-	-
Leading Scorer	-	1
Leading Rebounder	6	21
Assist Leader	1	4

2017-18 GAME-BY-GAME STATISTICS

Date	Opponent	gs	min	fg	fga	3p	3pa	ft	fta	reb	pf	ast	to	blk	stl	pts
N-10	UMKC		18	1	3	0	1	2	2	7	0	2	3	0	0	4
N-13	CHARLESTON		20	1	4	0	1	0	0	9	3	1	0	0	0	2
N-20	vs. California		19	1	3	0	0	4	6	10	2	1	3	1	1	6
N-21	vs. Marquette	*	30	2	4	0	0	2	3	10	1	8	2	3	0	6
N-22	vs. Notre Dame	*	30	2	4	0	0	2	2	8	3	0	0	0	0	6
N-28	SAVANNAH ST.	*	16	5	8	0	1	2	2	10	1	2	1	0	0	12
D-02	at Baylor	*	29	1	1	0	0	2	3	7	3	4	3	0	0	4
D-05	S. DAKOTA ST.	*	17	0	3	0	1	4	6	7	2	4	1	0	1	4
D-09	at Oklahoma St.	*	28	2	4	0	1	1	3	7	4	2	3	0	3	5
D-16	OKLAHOMA	*	19	3	5	0	1	0	0	4	2	0	0	0	1	6
D-19	ARKANSAS ST.	*	27	4	6	0	0	1	3	8	0	5	1	0	2	9
D-22	FGCU															



31

1 Zach BROWN

6-6 | 213 | Sr. | Forward | 3L
Houston, Texas • South Kent School [Conn.]
Sunrise Christian Academy [Kan.]

OVERVIEW

- MVC All-Defensive Team selection last year (WSU's seventh in the last four seasons)
- Third-year starter at small forward
- Defensive stopper who often draws the opponents' top perimeter scoring threats
- Uses a combo of length (6-foot-6) and athleticism to his advantage.

2017-18 (Senior):

Led the team with 14 points and hit a career-high four three-pointers (4-of-5) against No. 13 Notre Dame (Nov. 22) in the Maui Invitational championship game... Sparked a Shocker comeback from 18 points down with a career-high four assists in the Maui quarterfinal vs. Cal (Nov. 20)...

2016-17 (Junior):

Averaged 7.4 points and 3.2 rebounds in 36 games... Made 30 starts... Named to the MVC's All-Defensive Team for the first time... Finished with 12 dunks... Logged 24 steals... Averaged just over a three-pointer per game (38 in 36 contests) while shooting at a .345-clip from three... Scored in double-figures on 12 occasions... Went 3-of-4 from three and scored 11 of his 15 points in the second half against Tulsa (Nov. 16)... Scored nine of his team-high 16 points in the second half to help WSU pull away at Colorado State (Dec. 2)... Briefly lost his starting spot in late November but scored 13 points on 4-of-5 shooting in his first game as a reserve against Southern Nazarene (Nov. 29), helping WSU set a school record with 63 total bench points... Led the Shocker scoring with 17 points in the win over Oklahoma at Chesapeake Energy Arena... Dished out a season-high six assists to go with 10 points in the win over South Dakota State (Dec. 22)... Had eight rebounds and limited Indiana State's top scorer to a 3-of-14 from the field in the MVC opener on Dec. 28... Scored just 12 points in three MVC Tournament games, but matched that total in WSU's NCAA Tournament opener against Dayton, when he shot a perfect 3-of-3 from beyond the arc... Started both NCAA Tournament contests and averaged 10.5 points and 6.0 rebounds while hitting 5-of-6 three-point attempts... Finished with nine points and eight rebounds against Kentucky in the second round.

QUOTABLE:

Gregg Marshall: "I wanted him to be that top-shelf perimeter defender, and he became that last year. With his strength and frame... he causes problems."

BROWN'S CAREER TOTALS

Season	GP	GS	Min	Avg	FG	FGA	%	3FG	FGA	%	FT	FTA	%	Off	Def	Tot	Avg	PF	FO	A	TO	Blk	Stl	Pts	Avg
2014-15 Freshman	27	0	284	10.5	29	56	.518	11	26	.423	21	29	.724	18	19	37	1.4	29	0	7	12	10	9	90	3.3
2015-16 Sophomore	35	31	671	19.2	72	158	.456	26	85	.306	65	92	.707	38	63	101	2.9	76	1	32	36	13	27	235	6.7
2016-17 Junior	36	30	755	21.0	82	202	.406	38	110	.345	65	94	.691	41	74	115	3.2	73	0	56	38	7	24	267	7.4
2017-18 Senior	10	10	244	24.4	16	40	.400	6	25	.240	8	12	.667	13	29	42	4.2	29	0	19	17	5	7	46	4.6
TOTALS	108	71	1954	18.1	199	456	.436	81	246	.329	159	227	.700	110	185	295	2.7	207	1	114	103	35	67	638	5.9

2016-17

- Missouri Valley Conference All-Defensive Team
- WSU Banquet Honor: Shocker Radio Most Outstanding Defensive Player

2014-15

- WSU Banquet Honor: Cleo Littleton Most Improved Player Award

CAREER HIGHS

Category	Opponent	Date
Points	17 at Oklahoma	12/10/16
Rebounds	8 6x, Last: SDSU	12/5/17
Field Goals	7 MISSOURI ST.	2/18/16
FG Attempts	11 2x, Last: SDSU	12/5/17
3-Pointers	4 vs. Notre Dame	11/22/17
3-Pt Attempts	6 2x, Last: SDSU	12/22/16
Free Throws	11 NEVADA	12/22/15
FT Attempts	12 NEVADA	12/22/15
Assists	6 SOUTH DAKOTA ST.	12/12/16
Steals	4 vs. California	11/20/17
Blocks	3 at Evansville	1/31/16
Minutes	33 vs. Notre Dame	11/22/17

MISCELLANEOUS

Category	17-18	Career
10+ Points	2	24
20+ Points	-	-
10+ Rebounds	-	-
Dunks	2	32
Fouled Out	-	1
P-R Double-Doubles	-	-
P-A Double-Doubles	-	-
Leading Scorer	1	6
Leading Rebounder	1	5
Assist Leader	-	3

2017-18 GAME-BY-GAME STATISTICS

Date	Opponent	gs	min	fg	fga	3p	3pa	ft	fta	reb	pf	ast	to	blk	stl	pts
N-10	UMKC	*	22	1	2	0	0	2	2	4	3	4	1	2	0	4
N-13	CHARLESTON	*	11	0	1	0	1	0	0	3	3	0	1	1	0	0
N-20	vs. California	*	32	1	7	0	5	4	4	4	2	2	2	0	4	6
N-21	vs. Marquette	*	23	1	3	1	3	0	0	4	4	2	3	0	1	3
N-22	vs. Notre Dame	*	33	5	6	4	5	0	0	3	2	2	2	1	0	14
N-28	SAVANNAH ST.	DNP														
D-02	at Baylor	*	25	1	2	0	1	0	0	3	3	1	3	0	1	2
D-05	S. DAKOTA ST.	*	32	4	11	0	5	2	5	8	3	3	0	1	1	10
D-09	at Oklahoma St.	*	26	1	3	1	3	0	0	5	4	1	3	0	0	3
D-16	OKLAHOMA	*	22	1	2	0	1	0	0	3	2	2	2	0	0	2
D-19	ARKANSAS ST.	*	18	1	3	0	1	0	1	5	3	2	0	0	0	2
D-22	FGCU															



CF #3

3 C.J. KEYSER

6-3 | 187 | So. | Guard | 1L
Baltimore, Md. • Sunrise Christian Academy [Kan.] •
Brewster Academy [N.H.]

OVERVIEW

- ▶ Inch-for-inch, the team's most athletic player.
- ▶ Explosive leaper and highlight reel dunker who also moves well laterally.
- ▶ Can play a multitude of positions on the perimeter.
- ▶ Learning to channel his athleticism on the defensive end.
- ▶ Won the Shocker Madness Slam Dunk Contest with a perfect score in the finals.

2017-18 (Sophomore):

Made his season debut against Savannah State and scored four points while playing a career-high 21 minutes.

2016-17 (Freshman):

Dunking ability reminiscent of former Shocker guard Tekele Cotton.. Appeared in 25 of the 36 games in his first season as a Shocker, averaging 1.9 points in 4.7 minutes... Summer stress fracture cost him valuable summer and preseason reps... Cleared to practice in early October but spent most of the year playing catchup behind a talented group of guards... Played a season-high 14 minutes in a Nov. 29 win over Southern Nazarene and finished with four points... Earned more playing time late in the year, logging time in 14-straight contests from Jan. 21 through the end of the MVC Tournament... Hit his season-high of six points on four occasions... Best stretch came Jan. 21 and 24 when he scored six points in back-to-back games against Indiana State and Southern Illinois while averaging 8.0 minutes... Scored six points in a Feb. 4 rout of Illinois State, capped by his first collegiate dunk – an alley-oop from John Robert Simon... In three games at Arch Madness, totaled two points and two rebounds in 10 minutes...

Prep School:

Played a prep year at powerhouse Brewster Academy in Wolfeboro, N.H. . . Ran the point guard position for the first time and learned important lessons in controlling the game, leading teammates and knowing every spot in the offense. . . Helped lead the Bobcats to a 25-9 finish, a league championship and a quarterfinal appearance at the National Prep Championships. . . In late January, banked home a 35-footer at the buzzer to give Brewster an 81-79 victory over Northfield Mount Hermon. . . Starred in a viral video on youtube in which he leaped and kissed the rim.

High School:

Played his senior season for WSU assistant Kyle Lindsted at Sunrise Christian Academy near Wichita... Earned three stars from both ESPN and Rivals and was considered a top-20 shooting guard by ESPN prior to reclassifying to the class of 2016... Also drew interest from Utah, Nebraska and Long Beach State... A standout performer for a Sunrise program that has cranked out more than two-dozen Division I signees over the last two years... Served as team captain... Named MVP of four-different tournaments as a senior, including the prestigious Marshall County Hoopfest and the Kentucky Blue Grass National Championship (which Sunrise won)... As a junior in 2013-14, led Patterson Mills High School in Baltimore to a Class 2A State Semifinal appearance.

Personal:

Full name is Chadwick Keyser Jr. . . . Born Feb. 6, 1997 in Baltimore, Md. . . . Son of Chadwick Keyser Sr. and Tracey Oliver. . . Has one brother, Christopher (28) and one sister, Jessica (27) . . . Got a late start with basketball, playing his first season of organized ball in seventh grade.

CAREER HIGHS

Category		Opponent	Date
Points	6	4x, Last: ILLINOIS ST.	2/4/17
Rebounds	2	2x, Last: MO. ST.	2/9/17
Field Goals	3	2x, Last: INDIANA ST.	1/21/17
FG Attempts	5	2x, Last: INDIANA ST.	1/21/17
3-Pointers	2	SO. ILLINOIS	1/24/17
3-Pt Attempts	2	3x, Last: SO. ILLINOIS	1/24/17
Free Throws	2	6x, Last: SAVANNAH	11/28/17
FT Attempts	4	EVANSVILLE	2/21/17
Assists	2	SAVANNAH ST.	11/28/17
Steals	1	3x, Last: SAVANNAH	11/28/17
Blocks	1	2x, Last: MO. ST.	2/9/17
Minutes	21	SAVANNAH ST.	11/28/17

MISCELLANEOUS

Category	17-18	Career
10+ Points	-	-
20+ Points	-	-
10+ Rebounds	-	-
Dunks	-	1
Fouled Out	-	-
P-R Double-Doubles	-	-
P-A Double-Doubles	-	-
Leading Scorer	-	-
Leading Rebounder	-	-
Assist Leader	-	-

2017-18 GAME-BY-GAME STATISTICS

[illegible]

KEYSER'S CAREER TOTALS

Season		GP	GS	Min	Avg	FG	FGA	%	3FG	FGA	%	FT	FTA	%	Off	Def	Tot	Avg	PF	FO	A	TO	Bk	Stl	Pts	Avg
2016-17	Freshman	25	0	120	4.8	17	40	.425	3	11	.273	10	14	.714	7	10	17	0.7	22	0	8	15	2	2	47	1.9
2017-18	Sophomore	4	0	32	8.0	3	6	.500	0	2	.000	2	2	1.000	0	1	1	0.3	8	0	3	5	0	1	8	2.0
	TOTALS	29	0	152	5.2	20	46	.435	3	13	.231	12	16	.750	7	11	18	0.6	30	0	11	20	2	3	55	1.9



Sgt. A. J. Jr

6-0 | 177 | Jr. | Guard | TR
Wichita, Kan. • East HS • Hutchinson (Kan.) CC

- ▶ Lefty point guard
- ▶ 2nd Team JUCO All-American for national champion Hutchinson (Kan.) CC.
- ▶ 10th JUCO All-American to sign with Gregg Marshall at WSU (joining Darral Willis).
- ▶ Will see minutes at point guard behind Landry Shamet.
- ▶ Excellent shooter with a quick release.
- ▶ Effectively attacks and finishes around the basket.
- ▶ Hard-nosed defender.
- ▶ Uber-competitive.
- ▶ One of 10 impact JUCO transfers to watch for in 17-18, per FanRag's Jon Rothstein.

Scored 31 points in 26 minutes off the bench on 11-of-17 shooting against Savannah State (Nov. 28) in just the sixth 30-point game of the Gregg Marshall Era, helping WSU set a school record for bench points (68). It was also an unofficial school record for a Shocker reserve (most WSU box scores prior to 1975 are unavailable).

Second team All-American who led Hutchinson (Kan.) Community College to an NJCAA National Championship in 2017... Averaged 16.1 points while shooting 42 percent from three... First team all-conference and all-region... Led the NJCAA in total minutes played (1,195) and ranked ninth nationally in free throw percentage (.894)... Totaled 58 steals in 36 games... Team was 67-8 over his two seasons with back-to-back national title game appearances... Finished his career ranked ninth on the school's all-time scoring list (1,163 points), third in three-pointers (124) and second in free throw percentage (.861)... Averaged 15.4 points as a freshman in 2015-16 and was voted second team all-conference... Scored a career-high 33 points in the NJCAA Quarterfinal win over defending national champion Northwest Florida State.

An all-state performer at Wichita East... Named one of Kansas' five best players by the Wichita Eagle after leading the Aces to the 2015 Class 6A State Championship during his senior season... The last three wins in the state title run came on his future home floor, WSU's Charles Koch Arena... Averaged 15.6 points for the year and was voted Class 6A All-State by the Kansas Basketball Coaches Association (KBCA)... Also landed first team all-city and all-metro honors... As a junior picked up a second team all-city nod and was a 6A honorable mention all-state pick by the KBCA, while helping East to a third-place finish at state... Team went 46-4 over his final two seasons, including 24-1 in his last go-around... Coached by Joe Jackson... Core of teammates included two other Division I signees (Zach Jackson at Nebraska-Omaha and Xavier Kelly, a dual-sport athlete and top-100 football recruit who now plays defensive end for Clemson).


Gregg Marshall: "Samajae is a guy who has gotten stronger since he's been here. He looks really good. He can score at all three levels – get to the rim, pull up and three. He just really competes. I love how competitive he is. He won a national championship at Hutch and played for another. He won a state title at East [High School]. He's a winner."

Season	GP	GS	Min	Avg	FG	FGA	%	3FG	FGA	%	FT	FTA	%	Off	Def	Tot	Avg	PF	FO	A	TO	Blk	Stl	Pts	Avg	
2017-18	Junior	10	0	141	14.1	32	67	.478	9	22	.409	16	22	.727	2	13	15	1.5	9	0	19	6	0	5	89	8.9
	TOTALS	10	0	141	14.1	32	67	.478	9	22	.409	16	22	.727	2	13	15	1.5	9	0	19	6	0	5	89	8.9

Category		Opponent	Date
Points	31	SAVANNAH ST.	11/28/17
Rebounds	5	SAVANNAH ST.	11/28/17
Field Goals	11	2x, Last: ARK. ST.	12/19/17
FG Attempts	17	2x, Last: ARK. ST.	12/19/17
3-Pointers	4	2x, Last: ARK. ST.	12/19/17
3-Pt Attempts	7	ARKANSAS ST.	12/19/17
Free Throws	5	SAVANNAH ST.	11/28/17
FT Attempts	6	2x, Last: SAVANNAH	11/28/17
Assists	7	CHARLESTON	11/13/17
Steals	1	5x, Last: ARK. ST.	12/19/17
Blocks			
Minutes	31	ARKANSAS ST.	12/19/17

Category	17-18	Career
10+ Points	3	3
20+ Points	2	2
30+ Points	1	1
10+ Rebounds	-	-
Dunks	-	-
Fouled Out	-	-
P-R Double-Doubles	-	-
P-A Double-Doubles	-	-
Leading Scorer	2	2
Leading Rebounder	-	-
Assist Leader	2	2

[illegible]



KC Min

10 Kaelen MALONE

6-0 | 168 | Jr. | Guard | 1L
McKinney, Texas • McKinney Christian HS •
Westwind Prep [Ariz.] • McLennan CC [Texas]

OVERVIEW

- Second-year walk-on who knows the system well
- Responsible for running many of the scout teams during practice
- Student of the game who has grown up around high-level basketball
- Pesky on-ball defender
- Protects the basketball

2017-18 (Junior):

Scored his first points of the season against Savannah State (Nov. 28) while playing a career-high nine minutes.

2016-17 (Sophomore):

Walk-on point guard who joined the program after a year at JUCO power McLennan (Texas)... Appeared in 16 games in his first season as a Shocker... Totaled seven points, five rebounds and three assists in 33 minutes of action... Logged a season-high four minutes on three separate occasions against South Carolina State (Nov. 11), Eastern Shore (Nov. 20) and Southern Illinois (Jan. 24)... Had field goals against Long Beach State (Nov. 13), Eastern Shore (Nov. 20) and Oklahoma State (Dec. 17)... Tallied his first point in conference play with a free throw in the Jan. 21 home win over Southern Illinois.

Previous School:

Played the 2015-16 season at McLennan Community College in Waco, Texas and helped the team to a 27-5 finish and a No. 9 national ranking... Team reached the NJCAA National Tournament for the first time in 18 years and advanced to the second round... Appeared in 24 games off the bench... A 78 percent free throw shooter... Finished the year with a 1.4 assist-to-turnover ratio.

Prep School:

Averaged 18.4 points and 8.0 assists per game in 2013-14 at Westwind Preparatory Academy in Phoenix, Arizona...

High School:

An all-district performer and TAPPS 3A Second Team All-State selection in 2011-12 for McKinney Christian Academy... Led team to the district playoffs for just the second time in school history... Three-time Pangos All-American Camp invitee ... Two-time Reebok Breakout Camp Invitee ... Earned three varsity letters in basketball and one in track, where he was an all-region performer... Honor roll student... Captain of his club team the TX Blueprints Navy under head coach A.Q. Anderson Sr.

Personal:

Kaelen Carrington Malone... Born July 4, 1995... in Dallas, Texas... Son of Mitch Malone and Lorna Tucker-Malone ... Mother was a two-year captain on the University of Kansas track & field team and won indoor and outdoor conference titles in the 1,600-meter relay... Born in Dallas, Texas ... Youngest of four siblings... Has two brothers, Antoine and Ryan, and one sister, Brazgette .. Plans to major in communications. . . Chose WSU because of its family environment and winning tradition.

CAREER HIGHS

Category		Opponent	Date
Points	2	4x, Last: SAVANNAH	11/28/17
Rebounds	2	UMKC	11/10/17
Field Goals	1	4x, Last: SAVANNAH	11/28/17
FG Attempts	3	SAVANNAH ST.	11/28/17
3-Pointers			
3-Pt Attempts	1	5x, Last: SAVANNAH	11/28/17
Free Throws	1	INDIANA ST.	1/21/17
FT Attempts	2	INDIANA ST.	1/21/17
Assists	2	SAVANNAH ST.	11/28/17
Steals			
Blocks			
Minutes	9	SAVANNAH ST.	11/28/17

MISCELLANEOUS

Category	17-18	Career
10+ Points	-	-
20+ Points	-	-
10+ Rebounds	-	-
Dunks	-	-
Fouled Out	-	-
P-R Double-Doubles	-	-
P-A Double-Doubles	-	-
Leading Scorer	-	-
Leading Rebounder	-	-
Assist Leader	-	-

2017-18 GAME-BY-GAME STATISTICS

[illegible]

MALONE'S CAREER TOTALS

Season		GP	GS	Min	Avg	FG	FGA	%	3FG	FGA	%	FT	FTA	%	Off	Def	Tot	Avg	PF	FO	A	TO	Blk	Stl	Pts	Avg
2016-17	Sophomore	16	0	33	2.1	3	9	.333	0	3	.000	1	2	.500	2	3	5	0.3	3	0	3	2	0	0	7	0.4
2017-18	Junior	2	0	16	8.0	1	5	.200	0	2	.000	0	0	.000	0	3	3	1.5	1	0	3	3	0	0	2	1.0
	TOTALS	18	0	49	2.7	4	14	.286	0	5	.000	1	2	.500	2	6	8	0.4	4	0	6	5	0	0	9	0.5



[Signature] #11

11 Landry SHAMET

OVERVIEW

- 2017-18 (Sophomore):**

2016-17 (Redshirt Freshman):

Averaged 11.4 points and led the team in assists (3.3) and minutes (26.7)... Ranked 14th nationally in assist-to-turnover ratio (3.00) and was third-best among freshmen, trailing only UCLA's Lonzo Ball (3.08) and Louisiana Tech's Dequan Bracey (3.51)... Set WSU freshman records for three-point field goals (72) and games started (36)... Was the only Shocker to start every game... Ranked fourth on the MVC leaderboard in three-point percentage (.439)... In 18 MVC games, was just the second player in Valley history to lead the league in both threes (43) and percentage (.518)... Mid-January shift to the point guard position cut into his scoring but sparked the team... 16th freshman in Shocker history to average in double-figures (11.4 points)... Led the scoring a team-high 12 times... 23 double-figure scoring games... Topped 20 points on three occasions... Connected a three-pointer in each of the last 25 games... Hit four of WSU's 15 three-pointers in a school record tying performance against Eastern Shore (Nov. 20)... Hit six of WSU's 15 threes against South Dakota State (Dec. 22) to help tie the record for a second time... Finished with 14 points, a career-high eight rebounds and dished out six assists at Illinois State (Jan. 14).

QUOTABLE:

Gregg Marshall: "Landry has all of the physical tools, but what sets him apart is his mental makeup. He's similar to guys like Baker and VanVleet, in that regard. He's coachable, and he shows up every day focused on improving himself."

SHAMET'S CAREER TOTALS

Season		GP	GS	Min	Avg	FG	FGA	%	3FG	FGA	%	FT	FTA	%	Off	Def	Tot	Avg	PF	FO	A	TO	Blk	Stl	Pts	Avg
2015-16	Freshman	3	1	59	19.7	7	16	.438	3	10	.300	9	12	.750	3	5	8	2.7	8	1	5	2	1	5	26	8.7
2016-17	RS-Freshman	36	36	960	26.7	135	286	.472	72	164	.439	69	86	.802	22	80	102	2.8	77	0	117	39	7	26	411	11.4
2017-18	Sophomore	11	11	324	29.5	59	112	.527	28	56	.500	36	41	.878	5	31	36	3.3	21	0	50	21	1	8	182	16.5
	TOTALS	50	48	1343	26.9	201	414	.486	103	230	.448	114	139	.820	30	116	146	2.9	106	1	172	62	9	39	619	12.4

1x American Player of the Week (Dec. 11) • 2x American Honor Roll (Nov. 27, Dec. 11) • Maui Invitational All-Tournament Team • Preseason 1st Team All-AAC • Preseason Watch Lists: Wooden Award, Lute Olson Award, Oscar Robertson Trophy, Naismith Trophy, Bob Cousy Award • Pre-season All-American: 4th Team (Blue Ribbon, ESPN), HM (Associated Press, NBCSports.com)

1st Team All-MVC • NABC Second Team All-District 16 • MVC Freshman of the Year • MVC All-Freshman Team • MVC All-Newcomer Team • MVC All-Tournament Team • MVC Player of the Week (Feb. 26) • 2x MVC Newcomer of the Week (Feb. 26, Jan. 9) WSU Banquet Honors: Team MVP • Warren Armstrong Jabali Assists Award

CAREER HIGHS

Opponent	Opponent	Date
Points	30 at Oklahoma St.	12/9/17
Rebounds	8 2x, Last: at Mo. St.	2/25/17
Field Goals	9 at Missouri St.	2/25/17
FG Attempts	14 2x, Last: OKLAHOMA	12/16/17
3-Pointers	6 SOUTH DAKOTA ST.	12/22/16
3-Pt Attempts	10 SOUTH DAKOTA ST.	12/22/16
Free Throws	14 at Oklahoma St.	12/9/17
FT Attempts	16 at Oklahoma St.	12/9/17
Assists	8 S. DAKOTA ST.	12/5/17
Steals	3 2x, Last: vs. Bradley	3/3/17
Blocks	1 9x, Last: vs. Notre Dame	11/22/17
Minutes	37 OKLAHOMA	12/16/17

MISCELLANEOUS

Category	17-18	Career
10+ Points	10	34
20+ Points	3	6
30+ Points	1	1
10+ Rebounds	-	-
Dunks	3	8
Fouled Out	-	1
P-R Double-Doubles	-	-
P-A Double-Doubles	-	-
Leading Scorer	3	15
Leading Rebounder	-	1
Assist Leader	6	23

2017-18 GAME-BY-GAME STATISTICS

[illegible]



Andy #12

6-5 | 174 | So. | Guard | 1L
Newark, Ark. • Cedar Ridge HS

- ▶ Fan favorite – undersized but utterly fearless
- ▶ D-I ready skillset and basketball IQ but still developing physically.
- ▶ Missed summer workouts after undergoing shoulder surgery.
- ▶ Son of two D-I basketball parents is a smart player, inching toward "coach-on-the-floor status"
- ▶ Excellent shooter who made over half of his threes as a freshman.

Made his first career start vs. Savannah State (Nov. 28) and finished with 12 points on 4-of-8 three point shooting... Flirted with a double-double against Marquette in the Maui semifinal, finishing with 10 points and a career-high nine rebounds...

Fan favorite who quickly won over the coaching staff with his work ethic, skills and basketball savvy. . . . Hampered by a shoulder injury late in the year that cut into his production. . . . Appeared in 33 of the 36 games as a reserve combo guard. . . . Averaged 4.1 points, 1.8 rebounds and 1.1 assists in 11.8 minutes. . . . Flirted with the MVC's three-point percentage record for much of the year. . . . Shot 50.9 percent from deep (28-of-55) but didn't registered enough attempts to qualify for the conference leaderboard. . . . Finished with a 2.06 assist-to-turnover ratio (37:18)... In the opener against SCSU, became the first WSU newcomer in 20 years to tally three steals in his Shocker debut... Scored a season-high 15 points in the Nov. 20 win over Eastern Shore and went 4-of-5 from three-point range, helping the Shockers tie the school's single-game three-point mark (15)... Other season-highs: 19 minutes (Jan. 4 vs. Drake), five rebounds (Jan. 4 vs. Drake), four assists (Dec. 22 vs. SDSU) and three steals (3x)... Scored 14 points and went 4-for-4 from deep on New Year's Day against Bradley, lifting his season three-point percentage to an incredible .559 (19-of-34). . . . Was shooting 52.1% from three (25-of-48) in late January when he reinjured his shoulder and missed two games... Returned Feb. 4 but hit just three more triples in seven attempts over the final 12 games of the season... Had four points and six rebounds in three MVC Tournament games... Totaled five points in 13 minutes in two postseason contests... Connected on a pair of free throws in the first round win over Dayton and knocked down his lone three-point attempt in nine minutes of action against Kentucky...Missed all of the 2016 summer workouts leading up to his true freshman season (including the team's August tour of Montreal) after undergoing surgery on March 23, 2016 to repair a torn labrum in his left shoulder. . . . Suffered the injury midway through his junior season of high school while diving for a loose ball, and – with help from a brace – played through the injury for over a year. . . . Had a similar procedure on his right shoulder as a high school sophomore . . . Reinjured the right shoulder on two occasions during his freshman season at WSU and missed three games. . . . Had another surgery on the right shoulder the spring of 2017 in an effort to correct the problem and spent the summer rehabbing.

Category		Opponent	Date
Points	15	EASTERN SHORE	11/20/16
Rebounds	9	vs. Marquette	11/21/17
Field Goals	5	vs. Marquette	11/21/17
FG Attempts	9	SAVANNAH ST.	11/27/17
3-Pointers	4	3x, Last: SAVANNAH	11/27/17
3-Pt Attempts	8	SAVANNAH ST.	11/27/17
Free Throws	6	vs. Michigan St.	11/25/16
FT Attempts	6	vs. Michigan St.	11/25/16
Assists	4	3x, Last: ARK. ST.	12/19/17
Steals	3	3x, Last: INDIANA ST.	1/21/17
Blocks	2	LOYALA	1/11/17
Minutes	32	ARKANSAS ST.	12/19/17

Category	17-18	Career
10+ Points	2	6
20+ Points	-	-
10+ Rebounds	-	-
Dunks	-	2
Fouled Out	-	-
P-R Double-Doubles	-	-
P-A Double-Doubles	-	-
Leading Scorer	-	-
Leading Rebounder	-	-
Assist Leader	1	1

[illegible]

Season		GP	GS	Min	Avg	FG	FGA	%	3FG	FGA	%	FT	FTA	%	Off	Def	Tot	Avg	PF	FO	A	TO	Blk	Stl	Pts	Avg
2016-17	Freshman	33	0	391	11.8	39	87	.448	28	55	.509	28	37	.757	10	49	59	1.8	26	0	37	18	10	12	134	4.1
2017-18	Sophomore	11	2	207	18.8	23	51	.451	15	37	.405	8	9	.889	4	37	41	3.7	14	0	17	14	2	5	69	6.3
	TOTALS	44	2	598	13.6	62	138	.449	43	92	.467	36	46	.783	14	86	100	2.3	40	0	54	32	12	17	203	4.6



Jacob Herrs
14 Jacob HERRS

6-3 | 164 | Fr. | Guard | HS
Wichita, Kan. • Andover HS


Born May 16, 1999... Son of WSU alums Ryan Herra and Tara Herra Albin... Passed up opportunities at a handful of Kansas NAIA schools for a chance to walk-on at WSU and continue the family legacy... Plans to major in General Business.

Category		Opponent	Date
Points	2	SAVANNAH ST.	11/27/17
Rebounds	1	SAVANNAH ST.	11/27/17
Field Goals	1	SAVANNAH ST.	11/27/17
FG Attempts	1	SAVANNAH ST.	11/27/17
3-Pointers			
3-Pt Attempts			
Free Throws			
FT Attempts			
Assists			
Steals			
Blocks			
Minutes	3	UMKC	11/10/17

Category	17-18	Career
10+ Points	-	-
20+ Points	-	-
10+ Rebounds	-	-
Dunks	-	-
Fouled Out	-	-
P-R Double-Doubles	-	-
P-A Double-Doubles	-	-
Leading Scorer	-	-
Leading Rebounder	-	-
Assist Leader	-	-

[illegible]

Season		GP	GS	Min	Avg	FG	FGA	%	3FG	FGA	%	FT	FTA	%	Off	Def	Tot	Avg	PF	FO	A	TO	Blk	Stl	Pts	Avg
2017-18	Freshman	2	0	5	2.5	1	1	1.000	0	0	.000	0	0	.000	0	1	1	0.5	1	0	0	0	0	0	2	1.0
	TOTALS	2	0	5	2.5	1	1	1.000	0	0	.000	0	0	.000	0	1	1	0.5	1	0	0	0	0	0	2	1.0



20 Rauno NURGER

6-10 | 232 | Sr. | Center | 3L
Keila, Estonia • Audentese Spordi Gümnaasium
Sunrise Christian Academy [Kan.]

OVERVIEW

- MVC All-Bench Team as a junior.
- Veteran team defender and wall-builder with a knack for finding the right spots.
- Lane lurker who takes charges and mucks up offensive movement.
- Effective screen-setter who can pick and pop from three.
- Gentle giant.
- Gained confidence in his third year and formed an effective platoon with Shaq Morris.

2017-18 (Senior):

Career-high eight rebounds in the win over Savannah State (Nov. 28)... Opened the year with three-straight double-figure games, including a career-high 16 points vs. College of Charleston (Nov. 13).

2016-17 (Junior):

MVC All-Bench Team selection... Appeared in all 36 games with five starts... Averaged 5.0 points and 2.7 rebounds in 14.1 minutes... Ranked third on the team with 15 blocks... Played with much greater confidence in his third season of college basketball, exceeding his combined freshman and sophomore scoring total by mid-January... First Shocker off the bench in 17 games... Effective screener and three-point sniper (13-of-28, .464)... Seven double-figure scoring games... Scored a team-high 14 points in just 16 minutes in the season opener against South Carolina State (Nov. 11)... Had 12 points and played a season-high 25 minutes before fouling out in the Battle 4 Atlantis third-place game against Michigan State (Nov. 25)... Made his first career start Nov. 29 against Southern Nazarene and held down the starting center job through Dec. 17... Scored just five points in five games as a starter, spanning 71 minutes, but excelled after his return to the bench. Over the next five contests, was 18-of-20 from the field and averaged 7.2 points... Averaged 5.7 points and 3.1 rebounds in 18 MVC games while shooting 56.9 percent from the floor... Played seven minutes in the MVC opener at Indiana State but registered a season-high four blocks... Reached double-figures for the first time ever in an MVC game with 10 points and five boards against Bradley (Jan. 1) and repeated the feat seven days later at UNI (13 points on 6-of-7 shooting)... Scored 12 points at Evansville (Jan. 17), 10 against Missouri State (Feb. 9) and 12 at Southern Illinois (Feb. 15)... Logged 10 points in 30 minutes in three MVC Tournament games, including three points in the championship game against Illinois State... Averaged 3.0 points, 5.0 rebounds in 10.0 minutes in WSU's two NCAA Tournament contests... Finished with four points, seven rebounds and a block in 12 minutes during the first round win over Dayton.

QUOTABLE:

Gregg Marshall: "He's a skill guy who's gotten a lot stronger this summer. He understands our system really well. He can move and change directions very well for a big guy. The game slowed down for him last year, and I was glad to see him have some success, because he has worked so hard."

NURGER'S CAREER TOTALS

Season		GP	GS	Min	Avg	FG	FGA	%	3FG	FGA	%	FT	FTA	%	Off	Def	Tot	Avg	PF	FO	A	TO	Blk	Stl	Pts	Avg
2014-15	Freshman	24	0	212	8.8	18	38	.474	5	18	.278	14	20	.700	8	20	28	1.2	29	0	4	8	9	3	55	2.3
2015-16	Sophomore	28	0	214	7.6	16	38	.421	1	12	.083	11	18	.611	12	22	34	1.2	37	0	2	8	7	2	44	1.6
2016-17	Junior	36	5	508	14.1	64	122	.525	13	28	.464	39	54	.722	21	77	98	2.7	64	1	23	29	15	3	180	5.0
2017-18	Senior	11	1	206	18.7	32	58	.552	6	14	.429	10	14	.714	16	30	46	4.2	20	0	5	11	3	1	80	7.3
	TOTALS	99	6	1140	11.5	130	256	.508	25	72	.347	74	106	.698	57	149	206	2.1	150	1	34	56	34	9	359	3.6

2016-17

Missouri Valley Conference All-Bench Team

CAREER HIGHS

Opponent		Opponent	Date
Points	16	CHARLESTON	11/13/17
Rebounds	8	vs. Dayton	3/17/17
Field Goals	6	2x, Last: CHARLESTON	11/13/17
FG Attempts	10	CHARLESTON	11/13/17
3-Pointers	2	4x, Last: at Okla. St.	12/9/17
3-Pt Attempts	4	SAINT LOUIS	12/6/14
Free Throws	5	2x, Last: SC STATE	11/11/16
FT Attempts	7	at Hawaii (ot)	12/23/14
Assists	4	SO. NAZARENE	11/29/16
Steals	1	9x, Last: at Okla. St.	12/9/17
Blocks	4	at Indiana St.	12/28/16
Minutes	26	3x, Last: SDSU	12/5/17

MISCELLANEOUS

Category	17-18	Career
10+ Points	4	12
20+ Points	-	-
10+ Rebounds	-	-
Dunks	2	10
Fouled Out	-	1
P-R Double-Doubles	-	-
P-A Double-Doubles	-	-
Leading Scorer	-	1
Leading Rebounder	-	2
Assist Leader	-	-

2017-18 GAME-BY-GAME STATISTICS

[illegible]



J. Winn
#21

21 Darral WILLIS Jr.

OVERVIEW

- ▶ Unorthodox, yet effective lefty scorer
- ▶ Potential breakout candidate in his second year with the team.
- ▶ Had a productive summer, expanding his offensive repertoire and knowledge
- ▶ Physical specimen who can play the 4 or 5.

Paired 14 points with 12 rebounds in a win over Savannah State (Nov. 28) and closed the month of November averaging 11.5 points and 7.0 rebounds... Attempted just one three-pointer as a junior but knocked down a pair in the first half of the first game... Tallied a double-double in the opener against UMKC on Nov. 10 (19 points, 10 rebounds) and became the first Shocker to make the American Athletic Conference's weekly honor roll...

Versatile scorer and post defender ... The ninth JUCO All-American to play for Gregg Marshall at WSU... Made the MVC's All-Newcomer team... Appeared in all 36 games with 14 starts... Ranked third on the team in points (9.8) and second in both rebounds (5.1) and blocks (29) while averaging 16.4 minutes... 18 double-figure scoring games, with 13 of those coming over a 10-game stretch between Dec. 6 and Jan. 29... Topped 20 points on two occasions... Registered three double-doubles... Excelled at getting to the foul line and knocked down 74 percent of his attempts (99-of-134)... Shot at a .538 clip from the field... First career double-double came Dec. 17 when he scored 24 points and grabbed a season-high 13 rebounds against Oklahoma State at INTRUST Bank Arena... The performance versus OSU included a 14-of-17 performance at the foul line (second-most makes by a Shocker in the last 25 seasons)... Tallied a double-double at Indiana State (Dec. 28) when he scored a season-high 25 points to go with 10 rebounds. It was the first double-double and highest scoring total by a Shocker in an MVC debut in over four decades... Returned to a reserve role in February and March and averaged just 11 minutes per game the rest of the way... Had a big performance against UNI on Feb. 18, finishing with 14 points and 11 rebounds... Scored 32 points and cleared 21 boards in 37 minutes during WSU's three MVC Tournament wins (an average of 10.7 points, 7.0 rebounds)... Averaged 3.0 points and 2.0 rebounds in 11.0 minutes in two NCAA Tournament games.

An NJCAA Third Team All-American in 2015-16 for Pearl River (Miss.) Community College in Poplarville, Miss... Chose WSU over Arizona State and also had offers from Marquette, LSU, Oklahoma State and Mississippi State... In two seasons at PRCC, led the Wildcats to back-to-back MACJC South Division championships and 41 wins... Averaged 18.4 points and 10.8 rebounds as a sophomore with 15 double-doubles in 25 games... As a freshman, averaged 13.8 points and 7.1 rebounds for a team that finished 25-5 and won the MACJC state title... Was voted All-Region 23 and All-MCJC South Division... Coached by Chris Oney

Enjoyed a breakout season as a high school senior at Madison Memorial, where he was a Wisconsin Basketball Coaches Association Division I All-State selection and conference player of the year in 2014... Was a fourth-team All-State (all classes) selection by the Wisconsin Associated Press... Averaged 17.3 points and led Memorial High to a conference title.

Darryln Willis, Jr... Born Jan. 21, 1996 in Madison, Wisc... Son of Darryln Willis Sr. and Wendy Buckingham... Has two brothers and three sisters

1x American Honor Roll (Nov. 13)

Missouri Valley Conference All-Newcomer Team


CAREER HIGHS

Category		Opponent	Date
Points	25	at Indiana St.	12/28/16
Rebounds	13	OKLAHOMA ST.	12/17/16
Field Goals	9	at Indiana St.	12/28/16
FG Attempts	19	at Indiana St.	12/28/16
3-Pointers	2	2x, Last: vs. Notre Dame	11/22/17
3-Pt Attempts	3	3x, Last: vs. Notre Dame	11/22/17
Free Throws	14	OKLAHOMA ST.	12/17/16
FT Attempts	17	OKLAHOMA ST.	12/17/16
Assists	3	2x, Last: ARK. ST.	12/19/17
Steals	2	4x, Last: INDIANA ST.	1/21/17
Blocks	4	EVANSVILLE	2/21/17
Minutes	32	at Indiana St.	12/28/16

Category	17-18	Career
10+ Points	8	27
20+ Points	1	3
10+ Rebounds	3	6
Dunks	7	16
Fouled Out	-	-
P-R Double-Doubles	3	6
P-A Double-Doubles	-	-
Leading Scorer	2	9
Leading Rebounder	3	14
Assist Leader	-	-

[illegible]

Season		GP	GS	Min	Avg	FG	FGA	%	3FG	FGA	%	FT	FTA	%	Off	Def	Tot	Avg	PF	FO	A	TO	Blk	Stl	Pts	Avg
2016-17	Junior	36	14	592	16.4	127	236	.538	0	1	.000	99	134	.739	64	120	184	5.1	87	0	23	54	29	15	353	9.8
2017-18	Senior	11	4	232	21.1	47	86	.547	8	17	.471	37	57	.649	19	58	77	7.0	23	0	13	18	8	2	139	12.6
	TOTALS	47	18	824	17.5	174	322	.540	8	18	.444	136	191	.712	83	178	261	5.6	110	0	36	72	37	17	492	10.5



22 Asbjørn MIDTGAARD

OVERVIEW

- 2017-18 (Freshman):**

High School:

Attended Espergarde Gymnasium in Espergarde, Denmark... Spent the past three seasons competing against older professionals in the Danish League for the Horsholm 79'ers... Averaged 8.6 points, 6.3 rebounds in 19.0 minutes in 2016-17... Was the league's 2017 "Young Player of the Year" (essentially a rookie of the year honor) and was also named to the All-Danish Team as one of the top-five Danish-born players in the eight team league... Coached by Rafa Monclova... Totals were vastly improved from 2015-16 when he averaged 4.2 points and 3.6 rebounds in 32 games... Put up 5.0 points and 4.7 rebounds in 2014-15... Toured the U.S. with Global Squad: Denmark in the summer of 2016 and was the team's leading scorer (10.5) and rebounder (8.9) while shooting over 60 percent from the field... Signed with WSU in the Fall of 2016.

Personal:

Full name is Asbjørn Engelhardt Midtgaard... Pronounced Azz-bYORN (think tennis star Bjorn Borg) MITT-Guard... Born Sept. 20, 1997 in Denmark... Son of Christian and Anne-Marie... Has two sisters... Took up competitive basketball at age 14 and is still relatively new to the game, but has made rapid progress with skill development... Favorite athlete is Memphis Grizzlies seven-footer, Marc Gasol... Signed with WSU in the Fall of 2016... Chose the Shockers over TCU and a handful of others.

QUOTABLE:

Gregg Marshall: "Physically, he's as imposing as anybody I've ever coached. He's very strong and very skilled for his size. He can really move. He can change directions. How much he plays this year, I don't know. He's got grown men in front of him with a lot of experience. But, long term, he will be a tremendous player for our program."

CAREER HIGHS

Category	Opponent	Date
Points	4 UMKC	11/10/17
Rebounds	5 SAVANNAH ST.	11/27/17
Field Goals	2 UMKC	11/10/17
FG Attempts	2 UMKC	11/10/17
3-Pointers	-	
3-Pt Attempts	-	
Free Throws	-	
FT Attempts	-	
Assists	-	
Steals	1 UMKC	11/10/17
Blocks	1 UMKC	11/10/17
Minutes	10 UMKC	11/10/17

MISCELLANEOUS

Category	17-18	Career
10+ Points	-	-
20+ Points	-	-
10+ Rebounds	-	-
Dunks	-	-
Fouled Out	-	-
P-R Double-Doubles	-	-
P-A Double-Doubles	-	-
Leading Scorer	-	-
Leading Rebounder	-	-
Assist Leader	-	-

2017-18 GAME-BY-GAME STATISTICS

[illegible]

MIDTGAARD'S CAREER TOTALS

Season		GP	GS	Min	Avg	FG	FGA	%	3FG	FGA	%	FT	FTA	%	Off	Def	Tot	Avg	PF	FO	A	TO	Blk	Stl	Pts	Avg
2017-18	Freshman	4	0	23	5.8	3	3	1.000	0	0	.000	0	0	.000	1	10	11	2.8	3	0	0	1	1	1	6	1.5
	TOTALS	4	0	23	5.8	3	3	1.000	0	0	.000	0	0	.000	1	10	11	2.8	3	0	0	1	1	1	6	1.5



3.2

23 Brycen BUSH

OVERVIEW

- 2017-18 (Freshman):**

High School:

Personal:

Brycen Alexander Bush... Son of Dave and Stephanie Bush... Father played at Regis University in Colorado... Mother played at Washburn and is the head track coach at Goddard Eisenhower... Plans to major in Sport Management at WSU.

CAREER HIGHS

Category		Opponent	Date
Points	3	SAVANNAH ST.	11/27/17
Rebounds	1	SAVANNAH ST.	11/27/17
Field Goals	1	SAVANNAH ST.	11/27/17
FG Attempts	1	SAVANNAH ST.	11/27/17
3-Pointers	1	SAVANNAH ST.	11/27/17
3-Pt Attempts	1	SAVANNAH ST.	11/27/17
Free Throws	-		
FT Attempts	-		
Assists	-		
Steals	-		
Blocks	-		
Minutes	3	UMKC	11/10/17

MISCELLANEOUS

Category	17-18	Career
10+ Points	-	-
20+ Points	-	-
10+ Rebounds	-	-
Dunks	-	-
Fouled Out	-	-
P-R Double-Doubles	-	-
P-A Double-Doubles	-	-
Leading Scorer	-	-
Leading Rebounder	-	-
Assist Leader	-	-

2017-18 GAME-BY-GAME STATISTICS

[illegible]

BUSH'S CAREER TOTALS

Season		GP	GS	Min	Avg	FG	FGA	%	3FG	FGA	%	FT	FTA	%	Off	Def	Tot	Avg	PF	FO	A	TO	Blk	Stl	Pts	Avg
2017-18	Freshman	2	0	5	2.5	1	1	1.000	1	1	1.000	0	0	.000	0	1	1	0.5	1	0	0	1	0	0	3	1.5
	TOTALS	2	0	5	2.5	1	1	1.000	1	1	1.000	0	0	.000	0	1	1	0.5	1	0	0	1	0	0	3	1.5



24 Shaquille MORRIS

6-8 | 279 | R-Sr. | Center | 3L
Edmond, Okla. • Memorial HS

OVERVIEW

- ▶ 3rd Team All-MVC as a junior.
- ▶ Good shot blocker who controls the rim.
- ▶ Big body who defies stereotypes; Agile and bouncy with a soft shooting touch.
- ▶ Fun-loving; Class clown.
- ▶ Goes by "Shaq." Named after former NBA great, Shaquille O'Neil

2017-18 (Senior):

Moved into sole possession of third place on WSU's all-time blocks chart in the Nov. 28 win over Savannah State when he recorded his 110th career block (most by a Shocker since the block became an official NCAA statistic in 1985-86)... Made the Maui Invitational all-tournament team after averaging 14.7 points in three games with a tournament-best seven blocks... Career-high 25 points in the quarterfinal win over Cal (Nov. 20).

2016-17 (Junior):

Third Team All-Missouri Valley Conference performer... Won MVC Player of the Week honors for the first time on Jan. 16... Received the Ralph Miller Captain's Award at the team's postseason banquet... Appeared in 34 of the 36 games with 23 starts... Averaged 9.6 points and 5.1 rebounds in 18.0 minutes... Led the team in dunks (20) and blocks (35)... Battled a thigh injury in late December-early January, but picked up steam after Jan. 15. Over the final 17 games he averaged 12.1 points and a team-best 6.8 rebounds with 19 blocks (compared to 7.1 points and 3.3 rebounds in the first 19 contests)... Much-improved at the foul line, where he shot .789 for the year (up from .656 as a sophomore)... In 18 Valley games, shot at an .854-clip (46-of-54) to rank fourth on the conference leaderboard... Recorded three double-doubles and topped 20-points on three occasions... Hit his first nine field goal attempts over a span of three games to begin the year... Set a career-high with five blocks and also contributed seven points and six rebounds in the Dec. 10 win over Oklahoma at Chesapeake Energy Arena... Missed the first two conference games (Dec. 28 and Jan. 1) while recovering from a thigh injury... MVC Player of the Week for Jan. 16-22 after averaging 20.5 points and 9.0 rebounds in two games. Had his first career double-double in the Jan. 17 win at Evansville (17 points, 10 rebounds) and followed with a career-highs for points (24), free throws (12) and free throw attempts (15) against Indiana State on Jan. 21... Had back-to-back double-doubles in early February, starting with a 10-point, 11-rebound effort at Drake (Feb. 1), and continuing Feb. 4 with 11 points, 11 boards in a first-place showdown with Illinois State... Scored 20 points and snagged five rebounds in the regular season finale at Missouri State (Feb. 25) to help the Shockers secure a piece of the MVC title... Put up 21 points and seven boards in the MVC semifinal victory over Missouri State (Mar. 4)... Averaged 9.7 points and 6.0 rebounds in WSU's three MVC Tournaments wins... Scored in double-figures in both NCAA Tournament contests, with a 10-point, six-rebound effort against Dayton (Mar. 17) and 11 points, eight rebounds and three blocks in the second round against Kentucky (Mar. 19).

QUOTABLE:

Gregg Marshall: "When [Shaq] plays well, we play well. He's got tremendous touch and talent and skill for a guy his size. He knows our system as well as I do."

MORRIS' CAREER TOTALS

Season		GP	GS	Min	Avg	FG	FGA	%	3FG	FGA	%	FT	FTA	%	Off	Def	Tot	Avg	PF	FO	A	TO	Blk	Stl	Pts	Avg
2014-15	RS-Freshman	33	1	420	12.7	61	112	.545	0	1	.000	34	53	.642	26	60	86	2.6	92	0	11	30	26	9	156	4.7
2015-16	Sophomore	34	29	530	15.6	94	166	.566	0	0	.000	42	64	.656	42	79	121	3.6	95	1	13	25	35	11	230	6.8
2016-17	Junior	34	23	611	18.0	125	239	.523	4	14	.286	71	90	.789	41	131	172	5.1	80	1	36	40	35	12	325	9.6
2017-18	Senior	11	8	253	23.0	22	45	.489	0	6	.000	20	30	.667	40	47	87	7.9	21	0	29	17	4	8	64	5.8
TOTALS		117	26	1905	16.3	188	398	.472	20	57	.351	113	192	.589	197	292	489	4.2	194	0	112	115	30	57	509	4.4

2017-18

Maui Invitational All-Tournament Team

2016-17

Third Team All-MVC • MVC Player of the Week (Jan. 23) • WSU Banquet Honor: Ralph Miller Captain's Award

2015-16

WSU Banquet Honor: Cleo Littleton Most Improved Player

2014-15

MVC All-Freshman Team

CAREER HIGHS


Opponent	Opponent	Date
Points	25 vs. California	11/20/17
Rebounds	11 2x, Last: ILLINOIS ST.	2/4/17
Field Goals	10 vs. California	11/20/17
FG Attempts	16 2x, Last: at Baylor	12/2/17
3-Pointers	2 2x, Last: CHARLESTON	11/13/17
3-Pt Attempts	4 2x, Last: at Okla. St.	12/9/17
Free Throws	12 INDIANA ST.	1/21/17
FT Attempts	15 INDIANA ST.	1/21/17
Assists	4 INDIANA ST.	1/21/17
Steals	2 5x, Last: UMKC	11/10/17
Blocks	6 vs. Loyola	3/4/16
Minutes	30 3x, Last: vs. Cal	11/20/17

MISCELLANEOUS

Category	17-18	Career
10+ Points	9	41
20+ Points	2	5
10+ Rebounds	1	5
Dunks	10	68
Fouled Out	3	5
P-R Double-Doubles	1	4
P-A Double-Doubles	-	-
Leading Scorer	2	16
Leading Rebounder	1	18
Assist Leader	-	1

2017-18 GAME-BY-GAME STATISTICS

Date	Opponent	gs	min	fg	fga	3p	3pa	ft	fta	reb	pf	ast	to	blk	stl	pts
N-10	UMKC	*	20	6	7	2	2	2	3	5	1	2	0	4	2	16
N-13	CHARLESTON	*	22	7	11	2	4	2	2	10	3	2	3	2	1	18
N-20	vs. California	*	30	10	16	0	2	5	7	7	3	2	2	4	0	25
N-21	vs. Marquette	*	27	3	10	0	2	5	6	2	1	2	1	2	0	11
N-22	vs. Notre Dame	*	18	3	6	0	0	2	2	3	5	1	0	1	0	8
N-28	SAVANNAH ST.	*	15	2	3	0	0	0	0	8	3	1	2	1	1	4
D-02	at Baylor	*	22	7	16	1	1	0	1	3	4	0	3	0	0	15
D-05	S. DAKOTA ST.	*	17	9	11	1	1	1	2	5	2	0	1	1	0	20
D-09	at Oklahoma St.	*	24	1	5	1	4	0	0	1	5	1	1	0	0	3
D-16	OKLAHOMA	*	26	4	12	0	2	2	2	6	2	2	1	3	0	10
D-19	ARKANSAS ST.	*	17	3	5	0	0	4	6	3	5	1	1	0	0	10
D-22	FGCU															



6-9 | 210 | R-So. | Center | 1L
Wichita, Kan. • Maize South HS •
Sunrise Christian Academy [Kan.]

2017-18 (Sophomore):

- ▶ Third-year walk-on who has steadily improved.
- ▶ At 6-9, gives WSU yet another experienced post player in practice.
- ▶ Efficient post scorer last year; 20 points in 39 minutes; .556 FG Percentage
- ▶ Four-straight semesters on the Athletic Director's honor roll.

2017-18 (Sophomore):

Matched his career-high with four points in the season opener against UMKC (Nov. 10) on 2-of-3 shooting...

2016-17 (RS-Freshman):

Walk-on center who performed well in his limited opportunities... Scored 20 points in 39 minutes of action and shot 55.6 percent from the field (10-of-18)... Contributed points in nine of his 17 appearances, with a season-high four points in the season-opening win over Southern Carolina State (Nov. 11)... Set a personal-best with two rebounds against Eastern Shore on Nov. 20... A member of the Athletic Director's Honor Roll in each of his first four semesters at WSU... Represented the men's basketball team on WSU's Student Athlete Advisory Committee... Three-time Dean's List qualifier (3.5+ GPA).

2015-16 (Freshman):

Spent a redshirt year acclimating to Division I basketball... Traveled and practiced with the team but did not see game action.

Prep School:

Spent a prep year at Sunrise Christian Academy in Bel Aire, Kan where he played alongside another incoming Shocker, Eric Hamilton, on the school's post-graduate team... Had a handful of scholarship offers from Division II schools and also some Division I interest but chose to walk on with the Shockers – his favorite childhood team.

High School:

A 2014 graduate and four-year basketball letterman at Maize South High School near Wichita... Helped the Mavericks to a 16-6 record as a senior, earning second team All-AVTL Division II honors... Honorable Mention All-Class 5A selection by the Topeka Capital Journal... Averaged 14.7 points as a junior but appeared in just nine games due to injuries... Second team All-AVTL Division IV as a sophomore... Played for coach Kip Schultz... Also lettered a year in baseball... Member of the National Honor Society...

Personal:

Full name is Brett David Barney... Born Aug. 23, 1995 in Wichita... Son of Tim and Tammy Barney... Has a brother, Jordan.

Category		Opponent	Date
Points	4	2x, Last: UMKC	11/10/17
Rebounds	2	EASTERN SHORE	11/20/16
Field Goals	2	2x, Last: UMKC	11/10/17
FG Attempts	3	2x, Last: UMKC	11/10/16 7
3-Pointers	-		
3-Pt Attempts	-		
Free Throws	-		
FT Attempts	1	2x, Last: DRAKE	1/4/17
Assists	1	SAVANNAH ST.	11/27/17
Steals	1	3x, Last: EVANSVILLE	2/21/17
Blocks	-		
Minutes	4	3x, Last: SO. ILLINOIS	1/24/17

Category	17-18	Career
10+ Points	-	-
20+ Points	-	-
10+ Rebounds	-	-
Dunks	-	-
Fouled Out	-	-
P-R Double-Doubles	-	-
P-A Double-Doubles	-	-
Leading Scorer	-	-
Leading Rebounder	-	-
Assist Leader	-	-

[illegible]

Season		GP	GS	Min	Avg	FG	FGA	%	3FG	FGA	%	FT	FTA	%	Off	Def	Tot	Avg	PF	FO	A	TO	Blk	Stl	Pts	Avg
2015-16	Redshirt																									
2016-17	Freshman	17	0	39	2.3	10	18	.556	0	0	.000	0	2	.000	4	2	6	0.4	5	0	0	0	0	3	20	1.2
2017-18	Sophomore	2	0	6	3.0	2	3	.667	0	0	.000	0	0	.000	0	1	1	0.5	0	0	1	0	0	0	4	2.0
	TOTALS	19	0	45	2.4	12	21	.571	0	0	.000	0	2	.000	4	3	7	0.4	5	0	1	0	0	3	24	1.3



Mr #32

32 Markis MCDUFFIE

6-8 | 203 | Jr. | Forward | HS
Paterson, N.J. • St. Anthony's HS

OVERVIEW

- 2017 1st Team All-MVC selection, 2016 MVC Freshman of the Year.
- Will miss most of the non-conference season while recovering from a stress fracture.
- Nicknamed “Gumby” – uses length and flexibility to his advantage
- Defensive stalwart whose size and quickness allow him to switch screens and guard players of different sizes and skills.
- Unique combo of intensity and youthful exuberance.
- Can drive, shoot from the perimeter, or score with his back to the basket.
- Tested the NBA draft waters for five weeks last summer but withdrew
- A year younger than many of his fellow juniors – he turned 20 in September.
- Enters his junior season with 667 career points, 315 rebounds and 69 steals.

2017-18 (Junior):

Has not seen action while recovering from an off-season foot injury.

2016-17 (Sophomore):

First WSU underclassman in 23 years to lead the team in both categories... WSU's first underclassman scoring leader since 2003 (Randy Burns)... Appeared in all 36 games with 27 starts and averaged 25.5 minutes... Ranked fourth in the MVC in free throw percentage (.819)... Team-high 42 steals was the seventh-highest underclassman total in program history... Scored in double-figures on 23 occasions (tied with Landy Shamet for most on the team)... A consistent contributor -- paced the team in points for the year, but finished as leading scorer in just five of the 36 contests... Won WSU's Xavier McDaniel Rebounding Award at the postseason banquet... Scored in double-figures in all three Battle 4 Atlantis games and repped the Shockers on the all-tournament team... Career-high five steals on Dec. 22 against South Dakota State... Was 9-of-11 from the field with 22 points in the MVC opener at Indiana State (Dec. 28)... First career double-double came against Drake (Jan. 4) when he logged 10 points and 11 boards... Had the highest scoring output of any Shocker in 2016-17 with a career-high 26 points on 4-of-5 three-point shooting against Loyola (Jan. 11)... Went 8-for-12 with 20 points in a 42-point rout of Southern Illinois (Jan. 24)... Recorded back-to-back 14-rebound performances midway through the conference slate in road wins at Bradley (Jan. 29) and Drake (Feb. 1). It was the most by a Shocker in a two-game span since 1998... Nearly recorded a rare rebound-assist double-double at Drake, finishing with eight assists and 14 rebounds (with just three points)... Averaged 13.3 points, 6.3 rebounds and 2.0 steals in WSU's three MVC Tournament wins... Had 16 points in the MVC Tournament final against Illinois State and was 11-of-11 at the foul line, setting WSU conference tournament records for free throw percentage and total makes... Averaged 6.5 points, 4.5 rebounds and 1.5 blocks in 33.0 minutes in two NCAA Tournament contests... Was limited during the team's Canadian exhibition tour in August by a partially torn meniscus.

QUOTABLE:

Gregg Marshall: "[Markis] is a live athlete, can score at all three levels and plays with tremendous energy."

McDUFFIE'S CAREER TOTALS

Season		GP	GS	Min	Avg	FG	FGA	%	3FG	FGA	%	FT	FTA	%	Off	Def	Tot	Avg	PF	FO	A	TO	Blk	Stl	Pts	Avg
2015-16	Freshman	34	1	630	18.5	87	204	.426	23	73	.315	55	77	.714	36	75	111	3.3	55	0	25	33	7	27	252	7.4
2016-17	Sophomore	36	27	918	25.5	132	288	.458	33	93	.355	118	144	.819	62	142	204	5.7	72	0	61	50	11	42	415	11.5
2017-18	Junior																									
	TOTALS	70	28	1548	22.1	219	492	.445	56	166	.337	173	221	.783	98	217	315	4.5	127	0	86	83	18	69	667	9.5

2017-18

Julius Erving Award Preseason Watch List

2016-17

1st Team All-MVC • NABC First Team All-District 16 • Battle 4 Atlantis All-Tournament •
WSU Banquet Honor: Xavier McDaniel Rebounding Award

2015-16

MVC Freshman of the Year • MVC All-Newcomer Team • MVC All-Bench Team • MVC All-Freshman Team

CAREER HIGHS

Opponent	Opponent	Date
Points	26 LOYOLA	1/11/17
Rebounds	14 2x, Last: at Drake	2/1/17
Field Goals	9 at Indiana St.	12/28/16
FG Attempts	12 2x, Last: S.O. ILLINOIS	1/24/17
3-Pointers	4 2x, Last: LOYOLA	1/11/17
3-Pt Attempts	6 2x, Last: vs. Kentucky	3/19/17
Free Throws	11 vs. Illinois St.	3/5/17
FT Attempts	14 OKLAHOMA ST.	12/17/16
Assists	8 at Drake	2/1/17
Steals	5 SOUTH DAKOTA ST.	12/22/16
Blocks	2 vs. Dayton	3/17/17
Minutes	36 at Bradley	1/29/17

MISCELLANEOUS

Category	17-18	Career
10+ Points	-	33
20+ Points	-	3
10+ Rebounds	-	4
Dunks	-	18
Fouled Out	-	-
P-R Double-Doubles	-	1
P-A Double-Doubles	-	-
Leading Scorer	-	7
Leading Rebounder	-	12
Assist Leader	-	4

2017-18 GAME-BY-GAME STATISTICS

[illegible]



33 Conner FRANKAMP

6-1 | 171 | Sr. | Guard | 2L
Wichita, Kan. • North HS • Kansas

OVERVIEW

- ▶ 3rd Team All-MVC as a junior (first Wichita native to earn all-conference honors as a Shocker since 1999).
- ▶ Elite three-point shooter
- ▶ Transferred from Kansas in January, 2015. Deferred to seniors Ron Baker and Fred VanVleet as a redshirt sophomore in 2015-16. Opened 2016-17 at the point but flourished after a mid-January move to shooting guard.
- ▶ Reliable ball-handler who committed just 24 turnovers in 36 games (4.00 A:TO) last year.
- ▶ Improved physical profile — has packed on 15 pounds of muscle since his arrival
- ▶ Underrated defender who has come a long way in three years under Gregg Marshall
- ▶ Natural athlete who excels at nearly everything he tries: pingpong, golf, billiards, etc.

2017-18 (Senior):

Active streak of 28-straight games with a three-pointer is one shy of Landry Shamets recent school record... Double-figures in five of the first six games... Career-high nine assists in the opener vs. UMKC (Nov. 10).

2016-17 (Junior):

A breakout performer, following a mid-January shift from point guard to shooting guard... Third team All-Missouri Valley Conference... MVC Most Improved Team... Voted Most Outstanding Player at Arch Madness... MVC Player of the Week for Jan. 30-Feb. 5... Averaged 8.9 points and 2.7 assists in 23.9 minutes... Appeared in all 36 games with 25 starts... Led the team in three-pointers (73) and shot 44 percent for the year... Fell just a few assists shy of the minimum requirements for conference and national leaderboards, but his 4.00 assist-to-turnover ratio (96:24) would have otherwise led the MVC and ranked in the top-5 nationally... Connected on a three-pointer in 22-consecutive games to end the year... In 18 MVC games, ranked second in the league in both three pointers (41) and three-point percentage (.506)... Started the first eight games of the season at point guard before losing his starting spot to Daishon Smith... Came off the bench for the next 11 games... Following the Jan. 14 loss at Illinois State, was averaging 6.5 points and shooting 34.6 percent from three... Moved off ball and re-joined the starting lineup for the Jan. 17 game at Evansville and went 4-for-4 from three on his way to 14 points... Beginning with the win at UE, averaged 11.6 points and was 45-of-85, .529 from three over the final 17 contests... Hit at least two treys in 12 of his last 14 games to end the year... Was 4-of-8 from deep at Drake (Feb. 1) and 4-of-6 in a revenge game against Illinois State (Feb. 4) to lock up MVC Player of the Week honors... Logged 28 assists with just one turnover in eight games (and 204 minutes of court time) between Feb. 4 to March 3... Most Outstanding Player at Arch Madness where he averaged 15.3 points on 12 three-pointers in three games

QUOTABLE:

Gregg Marshall: "Shooter deluxe. He stretches the defense. I think it takes different players different amounts of time to 'get it' and to finally feel comfortable. He gained confidence last year as the season progressed, and we're looking forward to seeing that carry over."

FRANKAMP'S CAREER TOTALS

Season	GP	GS	Min	Avg	FG	FGA	%	3FG	FGA	%	FT	FTA	%	Off	Def	Tot	Avg	PF	FO	A	TO	Blk	Stl	Pts	Avg
2013-14 Freshman (at Kansas)	27	0	224	8.3	22	64	.344	15	48	.313	8	10	.800	2	14	16	0.6	17	0	15	3	2	4	67	2.5
2015-16 Sophomore	28	0	479	17.1	57	147	.388	35	100	.350	23	26	.885	3	38	41	1.5	26	0	28	5	5	9	172	6.1
2016-17 Junior	36	25	861	23.9	111	249	.446	73	166	.440	26	34	.765	6	50	56	1.6	28	0	96	24	8	27	321	8.9
2017-18 Senior	10	10	268	26.8	42	103	.408	22	60	.367	14	14	1.000	0	22	22	2.2	13	0	28	4	2	7	120	12.0
at WSU	74	35	1608	21.7	210	499	.421	130	326	.399	63	74	.851	9	110	119	1.6	67	0	152	33	15	43	613	8.3
Total	101	35	1832	18.1	232	563	.412	145	374	.388	71	84	.845	11	124	135	1.3	84	0	167	36	17	47	680	6.7

2016-17

- 1x American Athletic Conference Honor Roll (Dec. 4)

2016-17

- 3rd Team All-Missouri Valley Conference
- Arch Madness Most Outstanding Player
- MVC Most Improved Team
- 1x MVC Player of the Week (Feb. 6)

CAREER HIGHS

Opponent	Opponent	Date
Points	18 2x, Last: vs. Mo. St.	3/4/17
Rebounds	6 at Bradley	1/29/17
Field Goals	7 at Loyola	2/12/17
FG Attempts	14 vs. Missouri St.	3/4/17
3-Pointers	6 vs. Missouri St.	3/4/17
3-Pt Attempts	12 vs. Missouri St.	3/4/17
Free Throws	4 6x, Last: at Okla. St.	12/9/17
FT Attempts	6 2x, Last: vs. Ill. St.	3/5/17
Assists	9 UMKC	11/10/17
Steals	4 MISSOURI ST.	2/9/17
Blocks	2 4x, Last: EVANSVILLE	2/21/17
Minutes	36 at Bradley	1/29/17

MISCELLANEOUS

Category	17-18	Career
10+ Points	9	30
20+ Points	-	-
10+ Rebounds	-	-
Dunks	-	-
Fouled Out	-	-
P-R Double-Doubles	-	-
P-A Double-Doubles	-	-
Leading Scorer	1	6
Leading Rebounder	-	-
Assist Leader	1	11

2016-17 GAME-BY-GAME STATISTICS

Date	Opponent	gs	min	fg	fga	3p	3pa	ft	fta	reb	pf	ast	to	blk	stl	pts
N-10	UMKC	*	24	5	9	1	3	0	0	3	1	9	1	1	0	11
N-13	CHARLESTON	*	30	3	7	2	5	2	2	1	4	3	0	0	1	10
N-20	vs. California	*	21	1	11	1	8	0	0	2	2	1	0	0	3	3
N-21	vs. Marquette	*	23	5	10	3	7	0	0	3	1	0	1	0	0	13
N-22	vs. Notre Dame	*	28	5	12	2	7	0	0	3	0	5	2	0	1	12
N-28	SAVANNAH ST.	*	20	4	12	2	7	0	0	1	0	2	0	0	2	10
D-02	at Baylor	*	29	5	11	5	8	2	2	3	1	1	0	1	0	17
D-05	S. DAKOTA ST.	*	33	5	10	3	6	3	3	2	1	2	0	0	0	16
D-09	at Oklahoma St.	*	31	4	10	2	4	4	4	1	1	1	0	0	0	14
D-16	OKLAHOMA	*	29	5	11	1	5	3	3	3	2	4	0	0	0	14
D-19	ARKANSAS ST.	DNP														
D-22	FGCU															



INDIVIDUAL -- ALL GAMES										Total: 9-2			Home: 5-1			Away: 2-0			Neutral: 2-1							
##	Player	GP	GS	Min	Avg	FG	FGA	%	3FG	FGA	%	FT	FTA	%	Off	Def	Tot	Avg	PF	FO	A	TO	Blk	Stl	Pts	Avg
11	SHAMET, Landry	11	11	324	29.5	59	112	.527	28	56	.500	36	41	.878	5	31	36	3.3	21	0	50	21	1	8	182	16.5
24	MORRIS, Shaquille	11	9	238	21.6	55	102	.539	7	18	.389	23	31	.742	10	43	53	4.8	34	3	14	15	18	4	140	12.7
21	WILLIS Jr., Darral	11	4	232	21.1	47	86	.547	8	17	.471	37	57	.649	19	58	77	7.0	23	0	13	18	8	2	139	12.6
33	FRANKAMP, Conner	10	10	268	26.8	42	103	.408	22	60	.367	14	14	1.000	0	22	22	2.2	13	0	28	4	2	7	120	12.0
04	HAYNES-JONES, Samaj.	10	0	141	14.1	32	67	.478	9	22	.409	16	22	.727	2	13	15	1.5	9	0	19	6	0	5	89	8.9
20	NURGER, Rauno	11	1	206	18.7	32	58	.552	6	14	.429	10	14	.714	16	30	46	4.2	20	0	5	11	3	1	80	7.3
12	REAVES, Austin	11	2	207	18.8	23	51	.451	15	37	.405	8	9	.889	4	37	41	3.7	14	0	17	14	2	5	69	6.3
00	KELLY, Rashard	11	8	253	23.0	22	45	.489	0	6	.000	20	30	.667	40	47	87	7.9	21	0	29	17	4	8	64	5.8
01	BROWN, Zach	10	10	244	24.4	16	40	.400	6	25	.240	8	12	.667	13	29	42	4.2	29	0	19	17	5	7	46	4.6
25	BARNEY, Brett	2	0	6	3.0	2	3	.667	0	0	.000	0	0	.000	0	1	1	0.5	0	0	1	0	0	0	4	2.0
03	KEYSER, C.J.	4	0	32	8.0	3	6	.500	0	2	.000	2	2	1.000	0	1	1	0.3	8	0	3	5	0	1	8	2.0
23	BUSH, Brycen	2	0	5	2.5	1	1	1.000	1	1	1.000	0	0	.000	0	1	1	0.5	1	0	0	1	0	0	3	1.5
22	MIDTGAARD, Asbjorn	4	0	23	5.8	3	3	1.000	0	0	.000	0	0	.000	1	10	11	2.8	3	0	0	1	1	1	6	1.5
14	HERRS, Jacob	2	0	5	2.5	1	1	1.000	0	0	.000	0	0	.000	0	1	1	0.5	1	0	0	0	0	0	2	1.0
10	MALONE, Kaelen	2	0	16	8.0	1	5	.200	0	2	.000	0	0	.000	0	3	3	1.5	1	0	3	3	0	0	2	1.0
TM	TEAM.....														22	14	36	3.3	0			5			0	
	Total.....	11				339	683	.496	102	260	.392	174	232	.750	132	341	473	43.0	198	3	201	138	44	49	954	86.7
	Opponents.....	11				262	668	.392	99	303	.327	162	218	.743	95	244	339	30.8	219	6	119	129	40	67	785	71.4

SCORE BY PERIODS:	1st	2nd	OT	Total
Wichita State.....	464	490	0	- 954
Opponents	386	399	0	- 785

INDIVIDUAL -- DECEMBER ONLY										Total: 4-1			Home: 2-1			Away: 2-0			Neutral: 0-0							
##	Player	GP	GS	Min	Avg	FG	FGA	%	3FG	FGA	%	FT	FTA	%	Off	Def	Tot	Avg	PF	FO	A	TO	Blk	Stl	Pts	Avg
11	SHAMET, Landry	5	5	178	35.6	30	61	.492	16	32	.500	21	25	.840	4	14	18	3.6	10	0	31	11	0	4	97	19.4
33	FRANKAMP, Conner	4	4	122	30.5	19	42	.452	11	23	.478	12	12	1.000	0	9	9	2.3	5	0	8	0	1	0	61	15.3
21	WILLIS Jr., Darral	5	1	105	21.0	23	37	.622	3	7	.429	21	30	.700	9	26	35	7.0	14	0	6	7	4	2	70	14.0
24	MORRIS, Shaquille	5	3	106	21.2	24	49	.490	3	8	.375	7	11	.636	5	13	18	3.6	18	2	4	7	4	0	58	11.6
04	HAYNES-JONES, Samaj.	4	0	46	11.5	11	24	.458	4	9	.444	2	4	.500	0	3	3	0.8	1	0	1	2	0	2	28	7.0
12	REAVES, Austin	5	1	95	19.0	8	20	.400	8	19	.421	4	4	1.000	1	15	16	3.2	6	0	7	6	1	3	28	5.6
00	KELLY, Rashard	5	5	120	24.0	10	19	.526	0	3	.000	8	15	.533	15	18	33	6.6	11	0	15	8	0	7	28	5.6
20	NURGER, Rauno	5	1	94	18.8	8	20	.400	3	5	.600	2	4	.500	3	17	20	4.0	8	0	3	4	1	1	21	4.2
01	BROWN, Zach	5	5	123	24.6	8	21	.381	1	11	.091	2	6	.333	7	17	24	4.8	15	0	9	8	1	2	19	3.8
03	KEYSER, C.J.	3	0	11	3.7	2	3	.667	0	1	.000	0	0	.000	0	0	0	0.0	4	0	1	2	0	0	4	1.3
22	MIDTGAARD, Asbjorn	1	0	0	0.0	0	0	.000	0	0	.000	0	0	.000	0	0	0	0.0	0	0	0	0	0	0	0	0.0
TM	TEAM.....														9	4	13	2.6	0			4			0	
	Total.....	5				143	296	.483	49	118	.415	79	111	.712	53	136	189	37.8	92	2	85	59	12	21	414	82.8
	Opponents.....	5				129	298	.433	49	138	.355	77	99	.778	46	118	164	32.8	103	4	62	59	18	26	384	76.8

SCORE BY PERIODS:	1st	2nd	OT	Total
Wichita State.....	184	230	0	- 414
Opponents	206	178	0	- 384

[illegible][illegible]

Site	Games	Sellouts	Total	Average
HOME	6	6	67,534	11,256
Charles Koch Arena	5	5	52,530	10,506
INTRUST Bank Arena	1	1	15,004	15,004
AWAY	2	0	19,388	9,694
NEUTRAL	3	2	7,000	2,333
Maui Invitational	3	2	7,000	2,333
American Tournament				
NCAA Tournament				
TOTALS	11	8	93,922	8,538

Home Games in CAPS

- * = American Athletic Conference game
- % = Maui Jim Maui Invitational (Lahaina, Hawaii/ Lahaina Civic Center)
- [] = Opponent's AP/Coaches Poll rankings at the time of the game
- ## = Opponent's Tournament Seed
- ~ = Sellout Crowd
- ! = Wichita, Kan. / INTRUST Bank Arena
- c = American Tournament (Orlando, Fla./ Amway Center)



GAME-BY-GAME COMPARISON (WSU listed first in bold, then opponent)

	1st	2nd	Tot	+/-	FGM-FGA	Pct.	3PM-3PA	Pct.	FTM-FTA	Pct.	Reb	+/-	A	TO	TO Mar	Blk	Stl	Fouls
UMKC	62	47	109	+52	39-64	.609	13-23	.565	18-23	.783	51	+25	26	14	--	11	4	15
	23	34	57		18-65	.277	9-26	.346	12-17	.706	26		6	14		4	6	21
CHARLESTON	47	34	81	+18	28-58	.483	7-21	.333	18-22	.818	44	+17	17	11		3	3	22
	22	41	63		19-51	.373	5-20	.250	20-29	.690	27		4	10	-1	4	5	16
vs. California	38	54	92	+10	30-73	.411	6-25	.240	26-35	.743	48	+11	13	13	+6	5	11	19
	47	35	82		26-62	.419	10-19	.526	20-23	.870	37		12	19		7	6	28
vs. Marquette	41	39	80	+14	31-57	.544	6-19	.273	12-17	.706	42	+17	18	12		6	1	17
	36	30	66		23-61	.377	9-33	.316	11-15	.733	25		9	9	-3	1	5	19
vs. Notre Dame	37	29	66		27-59	.458	8-23	.348	4-5	.800	32	+3	17	10		4	3	16
	23	44	67	-1	25-51	.490	4-12	.333	13-17	.765	29		13	9	-1	5	6	14
SAVANNAH STATE	55	57	112	+46	41-76	.539	13-31	.419	17-19	.895	67	+36	25	19		3	6	17
	29	37	66		22-80	.275	13-55	.236	9-18	.500	31		13	9	-10	1	13	18
at Baylor	33	36	69	+7	24-53	.453	10-16	.625	11-17	.647	38	+2	15	12		3	3	16
	29	33	62		22-59	.373	5-21	.238	13-17	.765	36		8	11	-1	4	6	17
SOUTH DAKOTA STATE	42	53	95	+10	35-64	.547	10-29	.345	15-24	.625	39	+10	22	10	+2	4	5	20
	50	35	85		29-58	.500	14-29	.483	13-20	.650	29		17	12		3	3	25
at Oklahoma State	26	52	78	+12	20-45	.444	12-26	.462	26-32	.813	36	+10	11	19		0	5	21
	23	43	66		21-52	.404	6-21	.286	18-21	.857	26		11	15	-4	3	6	28
OKLAHOMA	54	37	91	+8	30-70	.429	6-24	.250	17-22	.773	43	--	15	8		3	4	18
	39	44	83		29-72	.403	13-40	.325	20-26	.769	43		15	10	-2	5	6	15
ARKANSAS STATE	44	45	89	+9	34-64	.531	11-23	.478	10-16	.625	33	+3	22	8	+5	2	4	17
	50	30	80		28-57	.491	11-27	.407	13-15	.867	30		11	13		3	5	18
FLORIDA GULF COAST																		
at UConn																		
HOUSTON																		
USF																		
at ECU																		
at Tulsa																		
SMU																		
at Houston																		
UCF																		
TULSA																		
at Temple																		
at Memphis																		
UCONN																		
TEMPLE																		
at Cincinnati																		
TULANE																		
at SMU																		
at UCF																		
CINCINNATI																		



TEAM HIGHS / LOWS

* = Marshall Era High/Low ** = WSU record

		WICHITA STATE		OPPONENT	
Points, 1st Half	High	62	UMKC (11/10/17)	*54	OKLAHOMA (12/16/17)
	Low	26	at Oklahoma St. (12/9/17)	22	CHARLESTON (11/13/17)
Points, 2nd Half	High	57	SAVANNAH ST. (11/28/17)	44	vs. Notre Dame (11/22/17)
	Low	29	vs. Notre Dame (11/22/17)	30	2x, Last: ARKANSAS ST. (12/19/17)
Total Points	High	112	SAVANNAH ST. (11/28/17)	91	OKLAHOMA (12/16/17)
	Low	66	vs. Notre Dame (11/22/17)	57	UMKC (11/10/17)
FG Made	High	*41	SAVANNAH ST. (11/28/17)	29	2x, Last: OKLAHOMA (12/16/17)
	Low	20	at Oklahoma St. (12/9/17)	18	UMKC (11/10/17)
FG Attempted	High	*76	SAVANNAH ST. (11/28/17)	*80	SAVANNAH ST. (11/28/17)
	Low	45	at Oklahoma St. (12/9/17)	51	2x, Last: vs. Notre Dame (11/22/17)
FG Percentage	High	.609	UMKC (11/10/17)	.500	29-58 -- S. DAKOTA ST. (12/5/17)
	Low	.411	30-73 vs. California (11/20/17)	.275	SAVANNAH ST. (11/28/17)
3-Pt. FG Made	High	13	2x, Last: SAVANNAH ST. (11/28/17)	14	S. DAKOTA ST. (12/5/17)
	Low	6	2x, Last: OKLAHOMA (12/16/17)	4	vs. Notre Dame (11/22/17)
3-Pt. FG Attempts	High	31	SAVANNAH ST. (11/28/17)	*55	SAVANNAH ST. (11/28/17)
	Low	16	at Baylor (12/2/17)	12	vs. Notre Dame (11/22/17)
3-Pt. FG Pct.	High	.625	10-16 at Baylor (12/2/17)	.526	10-19 vs. California (11/20/17)
	Low	.240	6-25 vs. California (11/20/17)	.236	13-55; SAVANNAH ST. (11/28/17)
FT Made	High	26	2x, Last: at Oklahoma St. (12/9/17)	20	3x, Last: OKLAHOMA (12/16/17)
	Low	4	vs. Notre Dame (11/22/17)	9	SAVANNAH ST. (11/28/17)
FT Attempted	High	35	vs. California (11/20/17)	29	CHARLESTON (11/13/17)
	Low	5	vs. Notre Dame (11/22/17)	15	2x, Last: ARKANSAS ST. (12/19/17)
FT Percentage	High	.895	SAVANNAH ST. (11/28/17)	.870	20-23 vs. California (11/20/17)
	Low	.625	2x, Last: 10-16 -- ARKANSAS ST. (12/19/17)	.500	SAVANNAH ST. (11/28/17)
Off. Rebounds	High	*24	vs. California (11/20/17)	13	2x, Last: at Baylor (12/2/17)
	Low	8	UMKC (11/10/17)	5	CHARLESTON (11/13/17)
Total Rebounds	High	*67	SAVANNAH ST. (11/28/17)	43	OKLAHOMA (12/16/17)
	Low	32	vs. Notre Dame (11/22/17)	25	vs. Marquette (11/21/17)
Rebound Margin	High	*+36	SAVANNAH ST. (11/28/17)	0	OKLAHOMA (12/16/17)
	Low	0	OKLAHOMA (12/16/17)	*-37	SAVANNAH ST. (11/28/17)
Assists	High	*26	UMKC (11/10/17)	17	S. DAKOTA ST. (12/5/17)
	Low	11	at Oklahoma St. (12/9/17)	4	CHARLESTON (11/13/17)
Blocked Shots	High	11	UMKC (11/10/17)	7	vs. California (11/20/17)
	Low	**0	at Oklahoma St. (12/9/17)	1	2x, Last: SAVANNAH ST. (11/28/17)
Steals	High	11	vs. California (11/20/17)	*13	SAVANNAH ST. (11/27/17)
	Low	1	vs. Marquette (11/21/17)	3	S. DAKOTA ST. (12/5/17)
Turnovers Forced	High	19	vs. California (11/20/17)	19	2x, Last: at Oklahoma St. (12/9/17)
	Low	8	OKLAHOMA (12/16/17)	8	ARKANSAS ST. (12/19/17)
Personal Fouls	High	22	CHARLESTON (11/13/17)	28	2x, Last: at Oklahoma St. (12/9/17)
	Low	15	UMKC (11/10/17)	14	vs. Notre Dame (11/22/17)

INDIVIDUAL HIGHS & LOWS

		WICHITA STATE		OPPONENT	
Points		31	Samajae Haynes-Jones -- SAVANNAH ST. (11/28/17)	35	Don Coleman -- vs. California (11/20/17)
		30	Landry Shamet -- at Oklahoma St. (12/9/17)	31	Mike Daum -- SOUTH DAKOTA ST. (12/5/17)
FG Made		11	Samajae Haynes-Jones (2x, Last: ARKANSAS ST. (12/19/17))	12	Don Coleman -- vs. California (11/20/17)
FG Attempted		17	Samajae Haynes-Jones (2x, Last: ARKANSAS ST. (12/19/17))	25	Don Coleman -- vs. California (11/20/17)
FG Percentage (min. 5 FGM)		6-7	Shaquille Morris -- UMKC (11/10/17)	5-5	Martinas Geben -- vs. Notre Dame (11/22/17)
3-Pt. FG Made		5	Conner Frankamp -- at Baylor (12/2/17)	7	Mike Daum -- SOUTH DAKOTA ST. (12/5/17)
3-Pt. FG Attempted		8	4x, Last: Landry Shamet -- S. DAKOTA ST. (12/5/17)	13	Brady Manek -- OKLAHOMA (12/16/17)
3-Pt. Percentage (min. 4 FGM)		4-4	Landry Shamet -- vs. California (11/20/17)	4-6	Justice Sueing & Don Coleman -- vs. California (11/20/17)
FT Made		14	Landry Shamet -- at Oklahoma St. (12/9/17)	11	Deven Simms -- ARKANSAS ST. (12/19/17)
FT Attempted		16	Landry Shamet -- at Oklahoma St. (12/9/17)	13	Joe Chealey -- CHARLESTON (11/13/17)
FT Percentage (min. 5 FTM)		5-5	Landry Shamet -- CHARLESTON (11/13/17)	11-11	Deven Simms -- ARKANSAS ST. (12/19/17)
Rebounds		12	Darrel Willis Jr. -- 2x, Last: OKLAHOMA (12/16/17)	10	Bonzie Colson -- vs. Notre Dame (11/22/17)
Assists		9	Conner Frankamp -- UMKC (11/10/17)	10	Trae Young -- OKLAHOMA (12/16/17)
Blocked Shots		4	2x, Shaquille Morris, Last: vs. California (11/20/17)	4	Jamuni McNeace -- OKLAHOMA (12/16/17)
Steals		4	Zach Brown -- vs. California (11/20/17)	3	4x, Last: Lindy Waters -- at Oklahoma St. (12/9/17)
Minutes		37	Landry Shamet -- OKLAHOMA (12/16/17)	39	Matt Farrell -- vs. Notre Dame (11/22/17)



POINTS-REBOUNDS-ASSISTS

Date	Opponent	Score	00 Kelly	01 Brown	03 Keyser	04 Haynes-Jones	10 Malone	11 Shamet	12 Reaves	14 Herrs	20 Nurjer	21 Willis	22 Midtgaard	23 Bush	24 Morris	25 Barney	32 McDuffie	33 Frankamp
Nov. 10	UMKC	109-57 W	4-7-2	4-4-4	---	11-4-5	0-2-1	17-2-2	8-4-1	0-0-0	11-3-0	19-10-0	4-4-0	0-0-0	16-5-2	4-0-0	---	11-3-9
Nov. 13	CHARLESTON	81-63 W	2-9-1	0-3-0	---	7-2-7	---	10-2-1	4-1-1	---	16-5-0	14-7-2	0-2-0	---	18-10-2	---	---	10-1-3
Nov. 20	vs. California %	92-82 W	6-10-1	6-4-2	---	8-1-1	---	23-2-1	5-7-4	---	11-6-0	5-5-1	---	---	25-7-2	---	---	3-2-1
Nov. 21	vs. Marquette %	80-66 W	6-10-8	3-4-2	---	2-0-0	---	19-7-4	10-9-1	---	7-3-0	9-3-1	---	---	11-2-2	---	---	13-3-0
Nov. 22	vs. Notre Dame %	66-67 L	6-8-0	14-3-2	---	2-0-0	---	10-3-7	2-1-1	---	4-1-0	8-5-1	---	---	8-3-1	---	---	12-3-5
Nov. 28	SAVANNAH ST.	112-66 W	12-10-2	---	4-1-2	31-5-5	2-1-2	6-2-4	12-3-2	2-1-0	10-8-2	14-12-2	2-5-0	3-1-0	4-8-1	0-1-1	---	10-1-2
Dec. 2	at Baylor	69-62 W	4-7-4	2-3-1	---	0-1-0	---	11-4-7	5-4-1	---	4-4-1	11-6-0	---	---	15-3-0	---	---	17-3-1
Dec. 5	SOUTH DAKOTA ST.	95-85 W	4-7-4	10-8-3	4-0-1	---	---	21-4-8	3-0-1	---	4-7-1	13-4-2	---	---	20-5-0	---	---	16-2-2
Dec. 9	at Oklahoma St.	78-66 W	5-7-2	3-5-1	---	0-0-0	---	30-2-5	5-5-0	---	6-3-0	12-6-1	0-0-0	---	3-1-1	---	---	14-1-1
Dec. 16	OKLAHOMA!	83-91 L	6-4-0	2-3-2	0-0-0	1-0-0	---	17-5-5	6-3-1	---	7-6-1	20-12-0	---	---	10-6-2	---	---	14-3-4
Dec. 19	ARKANSAS ST.	89-80 W	9-8-5	2-5-2	0-0-0	27-2-1	---	18-3-6	9-4-4	---	0-0-0	14-7-3	---	---	10-3-1	---	---	---
Dec. 22	FGCU																	
Dec. 30	at UConn *																	
Jan. 4	HOUSTON *																	
Jan. 7	USF *																	
Jan. 11	at ECU *																	
Jan. 13	at Tulsa *																	
Jan. 17	SMU *																	
Jan. 20	at Houston *																	
Jan. 25	UCF *																	
Jan. 28	TULSA *																	
Feb. 1	at Temple *																	
Feb. 6	at Memphis *																	
Feb. 10	UConn *																	
Feb. 15	TEMPLE *																	
Feb. 18	at Cincinnati *																	
Feb. 21	TULANE *																	
Feb. 24	at SMU *																	
Mar. 1	at UCF *																	
Mar. 4	CINCINNATI *																	

RECORDS BY LINEUP:

Shamet, Frankamp, Brown, Kelly, Morris.....

2017-18 (3-2), Overall (8-4)

Shamet, Frankamp, Brown, Willis, Morris

2017-18 (3-0), Overall (4-0)

Shamet, Frankamp, Brown, Kelly, Nurjer

2017-18 (1-0), Overall (1-0)

Shamet, Frankamp, Reaves, Kelly, Morris

2017-18 (1-0), Overall (1-0)

Shamet, Reaves, Brown, Kelly, Willis

2017-18 (1-0), Overall (1-0)

ACTIVE CAREER STAT LEADERS*:

Games..... Rashard Kelly..... (T-21st) 117

Starts..... Zach Brown 71

Minutes..... Zach Brown 1,954

Points..... Shaquille Morris 851

Rebounds..... Rashard Kelly..... (43rd) 489Assists..... Landry Shamet..... (51st) 172Blocks..... Shaquille Morris (3rd) 114Steals..... Markis McDuffie (t-36th) 693-Pointers Conner Frankamp..... (t-11th) 130

* - WSU stats only Rank on WSU Career List in ()

2017-18 PARTICIPATION

	GP	W-L	GS	W-L
Rashard Kelly	11	9-2	8	6-2
Shaquille Morris	11	9-2	9	7-2
Zach Brown	10	8-2	10	8-2
Rauno Nurjer	11	9-2	1	1-0
Conner Frankamp %	10	8-2	10	8-2
Markis McDuffie				
Landry Shamet	11	9-2	11	9-2
Darrel Willis Jr.	11	9-2	4	4-0
Austin Reaves	11	9-2	2	2-0
C.J Keyser	4	3-1		
Brett Barney	2	2-0		
Kaelen Malone	2	2-0		
Samajae Haynes-Jones	10	8-2		
Asbjørn Midtgaard	4	4-0		
Brycen Bush	2	2-0		
Jacob Herrs	2	2-0		

CAREER PARTICIPATION

GP	Streak	W-L	GS	Streak	W-L
117	117	96-21	26	8	17-9
112	33	93-19	62		52-10
108	5	88-20	71	5	58-13
99	59	84-15	6		5-1
74		62-12	35		30-5
70		57-13	28		24-4
50	47	42-8	48	47	41-7
47	47	40-7	18	1	16-2
44	23	37-7	2	1	2-0
29	2	26-3			
19		18-1			
18		17-1			
10	3	8-2			
4	1	4-0			
2		2-0			
2		2-0			

% - WSU numbers only... Does not include Frankamp's freshman season at Kansas when he appeared in 27 games off the bench and went 19-8.



LEADS - DEFICITS - SPECIALTY STATS

Date	AP/Co	Opponent	Score	Lead	Deficit	Ties	LC	Leading	Trailing	Tied	Paint WSU Opp	Off TO's WSU Opp	2nd Chance WSU Opp	Bench WSU Opp
Nov. 10	7/8	UMKC	W 109-57	62	1	0	2	39:15	0:29	0:16	47 4	17 18	9 6	42 24
Nov. 13	6/8	COLLEGE OF CHARLESTON	W 81-63	33	-	0	0	39:40	-	0:20	36 20	17 11	15 3	29 11
Nov. 20	6/6	vs California #	W 92-82	10	18	3	3	3:31	34:57	1:32	46 26	29 22	28 14	30 7
Nov. 21	6/6	vs Marquette #	W 80-66	17	2	3	5	36:06	1:23	2:31	44 22	12 10	10 4	28 5
Nov. 22	6/6	vs 13/12 Notre Dame	L 66-67	16	2	3	3	37:43	0:22	1:54	29 38	11 7	14 11	16 4
Nov. 28	8/8	SAVANNAH STATE	W 112-66	46	5	4	3	33:39	4:06	2:15	52 19	16 16	10 3	68 37
Dec. 2	8/8	at 16/16 Baylor	W 69-62	7	5	5	5	27:03	8:11	4:46	28 34	5 10	8 12	20 11
Dec. 5	6/6	SOUTH DAKOTA STATE	W 95-85	10	13	4	12	9:57	28:22	1:41	44 16	12 13	14 13	24 23
Dec. 9	6/6	at rv/- Oklahoma State	W 78-66	12	8	8	9	16:57	19:30	3:33	14 22	18 19	13 10	20 10
Dec. 16	3/3	rv/24 OKLAHOMA !	L 83-91	4	18	2	1	2:38	36:11	1:11	32 24	6 15	9 5	34 26
Dec. 19	11/11	ARKANSAS STATE	W 89-80	12	9	5	9	23:07	13:28	3:25	42 20	20 11	12 14	37 12
Dec. 22	11/11	FLORIDA GULF COAST												
Dec. 30		at UConn *												
Jan. 4		HOUSTON *												
Jan. 7		USF *												
Jan. 11		at ECU *												
Jan. 13		at Tulsa *												
Jan. 17		SMU *												
Jan. 20		at Houston *												
Jan. 25		UCF *												
Jan. 28		TULSA *												
Feb. 1		at Temple *												
Feb. 6		at Memphis *												
Feb. 10		UConn *												
Feb. 15		TEMPLE *												
Feb. 18		at Cincinnati *												
Feb. 21		TULANE *												
Feb. 24		at SMU *												
Mar. 1		at UCF *												
Mar. 4		CINCINNATI *												

LARGEST LEADS & DEFICITS

* = School Record

Largest...	----- ALL GAMES -----				---- AMERICAN REGULAR SEASON ----		
	#	Opponent	Date		#	Opponent	Date
Halftime Lead	39*	UMKC	Nov. 10				
Halftime Lead Surrendered	14	37-23 vs. #13 Notre Dame	Nov. 22				
Halftime Lead Surrendered in Loss	14	37-23 vs. #13 Notre Dame	Nov. 22				
Halftime Deficit	9	38-47 vs. California	Nov. 20				
Halftime Deficit Overcome	9	38-47 vs. California	Nov. 20				
Halftime Deficit Overcome for Victory	9	38-47 vs. California	Nov. 20				
Lead	62	4:50 2h UMKC	Nov. 10				
Lead Surrendered	16	0:30 1h vs. #13 Notre Dame	Nov. 22				
Lead Surrendered in Loss	16	0:30 1h vs. #13 Notre Dame	Nov. 22				
Deficit	18	16:30 2h vs. California	Nov. 20				
Deficit Overcome (tied or took lead)	18	16:30 2h vs. California	Nov. 20				
Deficit Overcome in Victory	18	16:30 2h vs. California	Nov. 20				
2nd Half Deficit Overcome	18	16:30 2h vs. California	Nov. 20				
2nd Half Deficit Overcome in Victory	18	16:30 2h vs. California	Nov. 20				
2nd Half Lead Surrendered	15	18:23 2h vs. #13 Notre Dame	Nov. 22				
2nd Half Lead Surrendered in Loss	15	18:23 2h vs. #13 Notre Dame	Nov. 22				



BIG GAMES

#	Player	Leading Scorer	Leading Rebounder	Assist Leader	Total Dunks	10+ Points	20+ Points	30+ Points	10+ Rebounds	10+ Assists	P-R Double-Double	P-A Double-Double	P-R-A Triple-Doubles
		17-18 Career	17-18 Career	17-18 Career	17-18 Career	17-18 Career	17-18 Career	17-18 Career	17-18 Career	17-18 Career	17-18 Career	17-18 Career	17-18 Career
00	KELLY, Rashard	1	6	21	1	4	8	44	1	9			
01	BROWN, Zach	1	6	1	5	3	2	32	2	24			
03	KEYSER, C.J.						1						
04	HAYNES-JONES, Samajae	2	2		2	2		3	3	2	2	1	1
10	MALONE, Kaelen												
11	SHAMET, Landry	3	15		1	6	23	3	8	10	34	3	6
12	REAVES, Austin				1	1	2	2	6				
14	HERRS, Jacob												
20	NURGER, Rauno		1		2		2	10	4	12			
21	WILLIS, Darral	2	9	3	14		7	16	8	27	1	3	
22	MIDTGAARD, Asbjørn												
23	BUSH, Brycen												
24	MORRIS, Shaquille	2	16	1	17		1	10	68	8	40	2	5
25	BARNEY, Brett												
32	McDUFFIE, Markis		7		12		4	18		33	3		
33	FRANKAMP, Conner	1	6			1	11						

MISCELLANEOUS

Game Result	Opponent	Opening Tipoff Player	Opening Tipoff Result	Opening Run By	Opening Run Score	1st WSU... Points	1st WSU... FG	1st Opponent... Points	1st Opponent... FG	First WSU Sub Time -- Player(s)	WSU Timeouts #	WSU Timeouts First Called	WSU Dunks #	WSU Dunks Players
W	UMKC	Morris	W	WSU	4-0	19:44	"	18:39	"	16:09 -- Haynes-Jones	0		3	Morris, Shamet, Willis
W	CHARLESTON	Morris	W	WSU	4-2	18:58	"	17:55	"	16:20 -- Nurger	1	12:09, 1H	0	
W	vs. California #	Morris	W	Opponent	0-3	19:30	"	19:41	"	17:04 -- Haynes-Jones	1	8:37, 2H	4	Morris (2), Shamet (2)
W	vs. Marquette #	Morris	L	Opponent	0-2	18:53	"	19:29	"	16:03 -- Willis, Nurger	1	1:05, 2H	3	Morris, Nurger, Willis
L	vs. Notre Dame #	Morris	W	WSU	2-0	19:48	"	19:34	"	14:48 -- Nurger	2	0:53, 2H	2	Kelly, Morris
W	SAVANNAH ST.	Morris	W	Opponent	0-2	19:06	"	19:20	"	18:37 -- Kelly	1	10:02 2H	4	Kelly (2), Morris, Nurger
W	at Baylor	Morris	W	Opponent	0-2	19:18	"	19:32	17:35	15:06 -- Nurger, Haynes-Jones, Willis	0		4	Brown, Kelly, Morris, Willis
W	SOUTH DAKOTA ST.	Morris	W	WSU	2-0	19:14	"	18:51	"	17:38 -- Nurger	0		2	Brown, Morris
W	at Oklahoma St.	Nurger	L	Opponent	0-4	18:16	"	19:03	"	18:24 -- Morris	1	0:43 2H	2	Kelly, Willis
L	OKLAHOMA!	Morris	W	WSU	4-0	19:49	"	18:04	"	15:50 -- Nurger, Willis	1	0:40 2H	4	Morris (2), Kelly, Willis
W	ARKANSAS ST.	Willis	L	Opponent	0-2	18:37	"	18:52	"	16:01 -- Morris	3!	17:22 1H	4	Morris (2), Willis (2)
	FGCU													
	at UConn *													
	HOUSTON *													
	USF *													
	at ECU *													
	at Tulsa *													
	SMU *													
	at Houston *													
	UCF *													
	TULSA *													
	at Temple *													
	at Memphis *													
	UConn *													
	TEMPLE *													
	at Cincinnati *													
	TULANE *													
	at SMU *													
	at UCF *													
	CINCINNATI *													

In 2016-17, Marshall called 37 timeouts in 36 games, with 16 of those coming in the second half. The Shockers called just five full timeouts the entire season.

! = WSU called two first-half timeouts

WSU TIMEOUT CHART (11 games)

	30s	Full	Total
1st Half	3	0	3
2nd Half	7	1	8
Overtime	0	0	0
Total	10	1	11



Game 1 | UMKC

Nov. 10, 2017 | Wichita, Kan. | Charles Koch Arena

UMKC 23 34 - 57
7/8 Wichita St. 62 47 - 109

► The Shockers posted their most lopsided win in 11 seasons under **Gregg Marshall** (by 52 points).

► WSU's 39-point halftime lead (62-23) was the largest in the program's modern history.

► **Darral Willis Jr.**'s double-double performance (19 points, 10 rebounds) was the fourth of his career.

Willis led a group of six double-figure scorers that also included **Landry Shamet** (17), **Shaquille Morris** (16), **Conner Frankamp** (11), **Samajae Haynes-Jones** (11) and **Rauno Nurger** (11).

► Frankamp narrowly missed a double-double of his own, logging a career-high nine assists.

► Morris (4 blocks) reached 100 for his career and passed **P.J. Cousnard** for seventh on the all-time list.

► 26 assists (on 39 FG) was also a Marshall Era best.

► The Shockers shot 60.9% from the field (to 27.7% for UMKC) and hit 13-of-23 threes to lead by as many as 62.

► WSU had five scoring runs of 10-0 or more.

► The Shockers outrebounded the Roos by 25 and outscored them in the paint, 47-4.

► WSU won its 16th-consecutive season opener.

UMKC (0-1)

##	Player	fg	3pt	ft	tr	pf	tp	a	to	blk	s	min
05	GILES, Jordan	f	0-5	0-3	2-2	0	2	2	1	6	1	20
30	LEEK, Aleer	f	3-5	2-3	2-2	2	2	10	0	1	0	24
00	BISHOP, Xavier	g	1-6	0-2	4-4	2	1	6	3	2	0	22
03	McKISSIC, Brandon	g	2-8	0-0	0-0	2	3	4	1	1	0	20
10	ROBINSON, Broderick	g	4-9	2-4	1-2	5	1	11	1	0	0	20
01	SMITH, Marco	g	0-3	0-1	0-0	1	2	0	0	1	0	14
02	ROSS, Isaiah	g	4-13	1-7	3-6	0	1	12	0	1	0	20
11	JACKSON, Tony	g	2-3	2-3	0-0	3	2	6	0	0	1	19
14	AHMED, Mo	g	0-3	0-0	0-1	3	4	0	0	1	1	16
15	KNAR, Robert	g	0-2	0-0	0-0	0	0	0	0	0	0	10
25	DULLEY, Steve	g	1-4	1-1	0-0	1	1	3	0	0	0	7
33	NESBITT Jr., Marvin	g	1-4	1-2	0-0	1	2	3	0	1	0	8
TEAM		-	-	-	6	0	0	0	0	0	0	0
Totals.....		18-65	9-26	12-17	26	21	57	6	14	4	6	200

TOTAL FG% 1st Half: 7-30 23.3% 2nd Half: 11-35 31.4% Game: 27.7%
3-Pt. FG% 1st Half: 5-16 31.3% 2nd Half: 4-10 40.0% Game: 34.6%
F Throw % 1st Half: 4-4 100% 2nd Half: 8-13 61.5% Game: 70.6%

WICHITA STATE (1-0)

##	Player	fg	3pt	ft	tr	pf	tp	a	to	blk	s	min
01	BROWN, Zach	f	1-2	0-0	2-2	4	3	4	1	2	0	22
21	WILLIS Jr., Darral	f	6-11	2-3	5-8	10	0	19	0	1	2	22
24	MORRIS, Shaquille	c	6-7	2-2	2-3	5	1	16	2	0	4	20
11	SHAMET, Landry	g	5-7	4-5	3-3	2	2	17	2	3	0	17
33	FRANKAMP, Conner	g	5-9	1-3	0-0	3	1	11	9	1	0	24
00	KELLY, Rashard	g	1-3	0-1	2-2	7	0	4	2	3	0	18
04	HAYNES-JONES, S.	g	4-8	1-3	2-2	4	1	11	5	1	0	18
10	MALONE, Kaelen	g	0-2	0-1	0-0	2	1	0	1	1	0	7
12	REAVES, Austin	g	2-3	2-3	2-2	4	2	8	1	1	0	16
14	HERRS, Jacob	g	0-0	0-0	0-0	0	0	0	0	0	0	3
20	NURGER, Rauno	g	5-7	1-2	0-1	3	2	11	0	1	0	17
22	MIDTGAARD, Asbjorn	g	2-2	0-0	0-0	4	1	4	0	1	1	10
23	BUSH, Brycen	g	0-0	0-0	0-0	0	1	0	0	1	0	3
25	BARNEY, Brett	g	2-3	0-0	0-0	0	0	4	0	0	0	3
TEAM		-	-	-	3	0	0	0	0	0	0	0
Totals.....		39-64	13-23	18-23	51	15	109	26	14	11	4	200

TOTAL FG% 1st Half: 21-34 61.8% 2nd Half: 18-30 60.0% Game: 60.9%
3-Pt. FG% 1st Half: 9-15 60.0% 2nd Half: 4-8 50.0% Game: 56.5%
F Throw % 1st Half: 11-12 91.7% 2nd Half: 7-11 63.6% Game: 78.3%

Officials: Randy Heimerman, Nick Meyer, Robert Felder **Attendance:** 10,506
Points in the paint: UMKC 4, WSU 47. **Points off turnovers:** UMKC 18, WSU 17. **2nd chance points:** UMKC 6, WSU 9. **Fast break points:** UMKC 0, WSU 9.
Bench points: UMKC 24, WSU 42. **Score tied:** 0 times. **Lead changed:** 2 times.
Last FG: UMKC 2nd-00:36, WSU 2nd-00:49. **Largest lead:** UMKC by 1 1st-17:37, WSU by 62 2nd-04:50. **UMKC led** for 00:29. **WSU led** for 39:15. **Game tied** for 00:16.

Game 2 | COLLEGE OF CHARLESTON

Nov. 13, 2017 | Wichita, Kan. | Charles Koch Arena

Col. of Charleston 22 41 - 63
7/8 Wichita St. 47 34 - 81

► WSU's veteran big men picked, popped and rolled over a C-of-C team picked to win the Colonial.

► **Shaquille Morris** tallied a double-double with 18 points and 10 rebounds.

► **Rauno Nurger** set a new career-high with 16 points.

► **Darral Willis Jr.** added 14 points, seven rebounds.

► The trio combined for 50 points and 22 rebounds while hitting 4-of-9 from three.

► **Landry Shamet** tied **Ron Baker**'s school record for consecutive games with a three-pointer (27), and **Conner Frankamp** (11 points) extended his own three-point streak to 24 games.

► **Samajae Haynes-Jones** finished with seven points, seven assists and just one turnover.

► **Rashard Kelly** added nine boards.

► Charleston coach **Earl Grant** was a WSU assistant from 2007-10 under Gregg Marshall. The two also worked three seasons together at Winthrop.

► Down 70-37 with just over nine minutes to play in the game, the Cougars outscored the Shockers 27-11 the rest of the way to cut into the final margin.

► In the first half, WSU outscored Charleston in the paint 22-2 and outrebounded the smaller Cougars 24-13.

Morris (14 points) and Willis (10) accounted for over half of the Shockers' first half production, while Charleston was just 5-of-23 from the field heading into halftime.

► Morris (102 career blocks) passed **Garrett Stutz** for sixth place on the school's all-time list.

COLLEGE OF CHARLESTON (1-1)

##	Player		fg	3pt	ft	tr	pf	tp	a	to	blk	s	min
23	HARRIS, Nick	f	1-4	0-0	1-2	6	4	3	0	2	3	0	36
24	MCANAMUS, Jaylen	f	1-5	1-5	0-0	1	1	3	0	1	0	0	37
01	RILLER, Grant	g	7-13	1-4	5-8	2	2	20	0	1	0	1	29
12	JOHNSON, Cameron	g	3-7	1-2	2-3	4	2	9	0	3	0	1	37
13	CHEALEY, Joe	g	4-10	1-3	8-11	3	3	17	1	1	0	1	29
11	BAILEY, Evan		1-5	1-4	2-2	2	2	5	0	2	0	0	16
21	POINTER, Marquise		2-6	0-2	0-1	1	0	4	2	0	1	0	23
33	SMART, Osinachi		0-1	0-0	2-2	3	2	2	1	0	0	2	13
TEAM			-	-	-	5	0	0	0	0	0	0	0
Totals.....			19-51	5-20	20-29	27	16	63	4	10	4	5	200

TOTAL FG% 1st Half: 5-23 21.7% 2nd Half: 14-28 50.0% Game: 37.3%
3-Pt. FG% 1st Half: 3-12 25.0% 2nd Half: 2-8 25.0% Game: 25.0%
F Throw % 1st Half: 9-10 90.0% 2nd Half: 11-19 57.9% Game: 69.0%

WICHITA STATE (2-0)

##	Player	fg	3pt	ft	tr	pf	tp	a	to	blk	s	min	
01	BROWN, Zach	f	0-1	0-1	0-0	3	3	0	1	1	0	11	
21	WILLIS Jr., Darral	f	5-13	1-3	3-6	7	2	14	2	3	0	28	
24	MORRIS, Shaquille	c	7-11	2-4	2-2	10	3	18	2	3	2	1	22
11	SHAMET, Landry	g	2-5	1-3	5-5	2	4	10	1	1	0	0	20
33	FRANKAMP, Conner	g	3-7	2-5	2-2	1	4	10	3	0	0	1	30
00	KELLY, Rashard		1-4	0-1	0-0	9	3	2	1	0	0	0	20
04	HAYNES-JONES, S.		2-5	0-2	3-4	2	2	7	7	1	0	1	22
12	REAVES, Austin		2-2	0-0	0-0	1	1	4	1	0	0	0	17
20	NURGER, Rauno		6-10	1-2	3-3	5	0	16	0	2	0	0	26
22	MIDTGAARD, Asbjorn		0-0	0-0	0-0	2	0	0	0	0	0	0	4
TEAM			-	-	-	2	0	0	0	0	0	0	0
Totals.....			28-58	7-21	18-22	44	22	81	17	11	3	3	200

TOTAL FG% 1st Half: 17-34 50.0% 2nd Half: 11-24 45.8% Game: 48.3%
3-Pt. FG% 1st Half: 5-11 45.5% 2nd Half: 2-10 20.0% Game: 33.3%
F Throw % 1st Half: 8-9 88.9% 2nd Half: 10-13 76.9% Game: 81.8%

Officials: Don Daily, Peter Juzenas, Gerald Williams **Attendance:** 10,506
Points in the paint: COFC 20, WSU 36. **Points off turnovers:** COFC 11, WSU 17.
2nd chance points: COFC 3, WSU 15. **Fast break points:** COFC 2, WSU 2.
Bench points: COFC 11, WSU 29. **Score tied:** 0 times. **Lead changed:** 0 times.
Last FG: COFC 2nd-00:16, WSU 2nd-00:35. **Largest lead:** COFC None, WSU by 33 2nd-00:06. **COFC led** for 00:00. **WSU led** for 39:40. **Game tied** for 00:20.

Game 3 | vs. California | Maui Inv. Quarterfinal

Nov. 20, 2017 | Maui, Hawaii | Lahaina Civic Center

6/6 Wichita St. 38 54 - 92
California..... 47 35 - 82

► WSU trailed 58-40 with 16:30 to play but willed its way back into the game with its press defense and 12 second-half Cal turnovers. **Samajae Haynes-Jones'** floater tied the game at 76 with 5:17 to play. Down 80-78, three-straight buckets from **Shaquille Morris** keyed a 10-0 run, and the Shockers took the lead for good at the 3:11 mark.

► **Gregg Marshall** coached his 354th game for WSU passing Ralph Miller for most in program history.

► Morris scored a career-high 25 points to go with seven rebounds and four blocks. In the process, he passed a couple of Shocker greats in **Xavier McDaniel** (103) and **Gene Wiley** (105) for fourth-place on the school's all-time blocks chart with 106.

► Shamet matched his own career scoring best with 23 points on 8-of-10 shooting and broke **Ron Baker**'s school record for consecutive games with a triple (28).

► **Rauno Nurger** (5-of-6) scored nine of his 11 points in the second half to lead the reserves.

► **Rashard Kelly** snagged a game-high 10 rebounds to go with six points. His seven offensive boards were the most by a Shocker in 11 seasons under Marshall.

► 24 offensive rebounds were also a Marshall Era high.

► WSU forced 11 steals, led by **Zach Brown** (career-high 4) and **Conner Frankamp** (3).

► **Don Coleman** scored 26 of his game-high 35 points in the first half for Cal, which led 47-38 at the break.

WICHITA STATE (3-0)

##	Player		fg	3pt	ft	tr	pf	tp	a	to	blk	s	min
01	BROWN, Zach	f	1-7	0-5	4-4	4	2	6	2	2	0	4	32
21	WILLIS Jr., Darral	f	1-5	0-1	3-4	5	1	5	1	1	0	0	14
24	MORRIS, Shaquille	c	10-16	0-2	5-7	7	3	25	2	2	4	0	30
11	SHAMET, Landry	g	8-10	4-4	3-4	2	4	23	1	1	0	1	24
33	FRANKAMP, Conner	g	1-11	1-8	0-0	2	2	3	1	0	0	3	21
00	KELLY, Rashard		1-3	0-0	4-6	10	2	6	1	3	1	1	19
04	HAYNES-JONES, S.		2-8	0-0	4-6	1	2	8	1	0	0	1	18
12	REAVES, Austin		1-7	1-5	2-2	7	1	5	4	1	0	1	22
20	NURGER, Rauno		5-6	0-0	1-2	6	2	11	0	2	0	0	20
TEAM			-	-	-	4	0	0	0	1	0	0	0
Totals.....			30-73	6-25	26-35	48	19	92	13	13	5	11	200

TOTAL FG% 1st Half: 12-30 40.0% 2nd Half: 18-43 41.9% Game: 41.1%
3-Pt. FG% 1st Half: 5-13 38.5% 2nd Half: 1-12 8.3% Game: 24.0%
F Throw % 1st Half: 9-12 75.0% 2nd Half: 17-23 73.9% Game: 74.3%

CALIFORNIA (2-2)

#	Player		fg	3pt	ft	tr	pf	tp	a	to	blk	s	min
10	SUEING, Justice	f	7-12	4-6	2-3	6	3	20	0	4	2	1	36
24	LEE, Marcus	f	1-1	0-0	0-0	5	5	2	0	0	3	0	11
22	OKOROH, Kingsley	c	0-3	0-0	2-2	4	5	2	1	1	1	0	21
01	McNEILL, Darius	g	4-12	2-4	6-6	4	2	16	4	4	0	2	36
14	COLEMAN, Don	g	12-25	4-6	7-8	3	4	35	3	4	0	3	37
02	HARRIS-DYSON, J.	g	1-3	0-0	1-2	3	2	3	1	3	1	0	18
12	MCCULLOUGH, Austin	g	0-1	0-1	0-0	0	2	0	1	0	0	0	7
15	DAVIS, Roman	g	0-1	0-0	0-0	0	0	0	0	0	0	0	2
21	HAMILTON, Nick	g	0-0	0-0	0-0	2	1	0	0	0	0	0	5
25	WINSTON, Deshon	g	0-0	0-0	0-0	0	0	0	1	2	0	0	3
34	ANTKEVICH, Grant	g	1-4	0-2	2-2	3	4	4	1	1	0	0	24
TEAM			-	-	-	7	0	0	0	0	0	0	0
Totals.....			26-62	10-19	20-23	37	28	82	12	19	7	6	200



Game 4 | vs. Marquette | Maui Inv. Semifinal

Nov. 10, 2017 | Wichita, Kan. | Charles Koch Arena

Marquette	36	30	-	66
6/6 Wichita St.	41	39	-	80

► **Landry Shamet** scored a team-high 19 points (12 in the second half) on 7-of-12 shooting to go with seven rebounds and four assists. **Conner Frankamp** added 13 points and **Shaquille Morris** chipped in 11.

► **Austin Reaves** just missed a double-double with 10 points and nine rebounds off the bench.

► **Rashard Kelly** earned his first start of the year and flirted with a triple-double, finishing with six points, 10 rebounds and a career-high eight assists to go with three blocks. Kelly's 30 minutes were also a personal best.

► As a team, WSU outshot the Golden Eagles (2-2), 54 percent to 38 percent. The Shockers held a +14 margin on the glass during the second half and finished the game with a 42-25 advantage. They doubled up Marquette in the paint, 44-22. Shocker reserves outscored their Eagle counterparts 28-5.

► Marquette's **Andrew Rowsey** scored 18 of his game-high 26 points in the second half, and **Markus Howard** recorded 17 of his 25 before halftime.

► A tremendous hustle play from Kelly trended on social media. The senior raced from behind to thwart a wide open fastbreak layup by Marquette's **Sacar Anim**. Anim recovered the ball and went up for a second attempt, but Kelly again swatted the ball away.

MARQUETTE (2-2)

#	Player	fg	3pt	ft	tr	pf	tp	a	to	blk	s	min
10	HAUSER, Sam	1-5	1-4	0-0	0	3	3	0	1	0	1	22
12	HELD, Matt	0-0	0-0	2-2	6	4	2	2	0	1	0	31
00	HOWARD, Markus	9-18	3-10	4-4	2	2	25	2	2	0	1	30
25	CHEATHAM, Haanif	2-6	1-2	0-0	2	2	5	1	2	0	0	29
30	ROWSEY, Andrew	9-22	4-12	4-5	2	3	26	1	2	0	1	36
02	ANIM, Sacar	1-5	0-2	0-2	3	2	2	3	0	0	1	20
04	JOHN, Theo	0-0	0-0	1-2	1	3	1	0	2	0	0	9
05	ELLIOTT, Greg	0-0	0-0	0-0	3	0	0	0	0	0	0	11
23	CANIN, Jamal	1-5	0-3	0-0	3	0	2	0	0	0	1	12
TEAM		-	-	-	3	0	0	0	0	0	0	0
Totals		23-61	9-33	11-15	25	19	66	9	9	1	5	200

TOTAL FG%	1st Half: 13-28 46.4%	2nd Half: 10-33 30.3%	Game: 37.7%
3-Pt. FG%	1st Half: 5-16 31.3%	2nd Half: 4-17 23.5%	Game: 27.3%
F Throw %	1st Half: 5-8 62.5%	2nd Half: 6-7 85.7%	Game: 73.3%

WICHITA STATE (4-0)

#	Player	fg	3pt	ft	tr	pf	tp	a	to	blk	s	min
00	KELLY, Rashard	2-4	0-0	2-3	10	1	6	8	2	3	0	30
01	BROWN, Zach	1-3	1-3	0-0	4	4	3	2	3	0	1	23
24	MORRIS, Shaquille	3-10	0-2	5-6	2	1	11	2	1	2	0	27
11	SHAMET, Landry	7-12	1-4	4-4	7	0	19	4	1	0	0	34
33	FRANKAMP, Conner	5-10	3-7	0-0	3	1	13	0	1	0	0	23
04	HAYNES-JONES, S.	1-2	0-1	0-0	0	2	2	0	0	0	0	6
12	REAVES, Austin	5-7	0-1	0-0	9	3	10	1	3	0	0	23
20	NURGER, Rauno	3-3	1-1	0-0	3	3	7	0	0	0	0	15
21	WILLIS Jr., Darrel	4-6	0-0	1-4	3	2	9	1	1	1	0	19
TEAM		-	-	-	1	0	0	0	0	0	0	0
Totals		31-57	6-19	12-17	42	17	80	18	12	6	1	200

TOTAL FG%	1st Half: 16-30 53.3%	2nd Half: 15-27 55.6%	Game: 54.4%
3-Pt. FG%	1st Half: 3-11 27.3%	2nd Half: 3-8 37.5%	Game: 31.6%
F Throw %	1st Half: 6-11 54.5%	2nd Half: 6-6 100%	Game: 70.6%

Officials: Terry Wymer, Tony Padilla, Tim Nestor Attendance: 2400

Points in the paint-MARQ 22, WSU 44. Points off turnovers-MARQ 10, WSU 12. 2nd chance points-MARQ 4, WSU 10. Fast break points-MARQ 2, WSU 6. Bench points-MARQ 5, WSU 28. Score tied 3 times. Lead changed 5 times. Last FG-MARQ 2nd-00:20, WSU 2nd-00:28. Largest lead-MARQ by 2 1st-19:29, WSU by 17 2nd-00:28. MARQ led for 01:23. WSU led for 36:06. Game was tied for 02:31.

Game 5 | vs. Notre Dame | Maui Inv. Final

Nov. 22, 2017 | Maui, Hawaii | Lahaina Civic Center

6/6 Wichita St.	37	29	-	66
13/12 Notre Dame	23	44	-	67

► Three seconds separated No. 6/6 Wichita State from its first Maui Jim Maui Invitational championship.

► WSU led for nearly 38 minutes but couldn't finish off the Fighting Irish. Up three with the ball and 19 seconds to play, the Shockers turned it over, then missed the front end of a crucial one-and-one. The Irish converted both miscues into the points, including **Martinas Geben's** game winning free throws with 2 seconds to go.

► **Bonzie Colson** – the ACC's preseason player of the year – tallied 25 points and 11 rebounds to lead the Irish.

► Senior forward **Zach Brown** led WSU with 14 points on a career-high four three-pointers.

► **Conner Frankamp** scored all 12 of his points in the first half. The last – a 17-footer from the right baseline – gave the Shockers their biggest lead of the night, 37-21, with 30 seconds remaining in the period.

► WSU still led by a dozen near the 12-minute mark of the second half and by nine with 7:03 remaining but managed just four more points the rest of the way.

WICHITA STATE (4-1)

#	Player	fg	3pt	ft	tr	pf	tp	a	to	blk	s	min
00	KELLY, Rashard	2-4	0-0	2-2	8	3	6	0	0	0	0	30
01	BROWN, Zach	5-6	4-5	0-0	3	2	14	2	2	1	0	33
24	MORRIS, Shaquille	3-6	0-0	2-2	3	5	8	1	0	1	0	18
11	SHAMET, Landry	5-11	0-4	0-0	3	0	10	7	3	1	2	35
33	FRANKAMP, Conner	5-12	2-7	0-0	3	0	12	5	2	0	1	28
04	HAYNES-JONES, S.	1-3	0-1	0-0	0	0	2	0	0	0	0	5
12	REAVES, Austin	1-3	0-1	0-1	1	0	2	1	0	0	0	12
20	NURGER, Rauno	2-6	0-2	0-0	1	4	4	0	1	1	0	17
21	WILLIS Jr., Darrel	3-8	2-3	0-0	5	2	8	1	2	0	0	22
TEAM		-	-	-	5	0	0	0	0	0	0	0
Totals		27-59	8-23	4-5	32	16	66	17	10	4	3	200

TOTAL FG%	1st Half: 15-30 50.0%	2nd Half: 12-29 41.4%	Game: 45.8%
3-Pt. FG%	1st Half: 5-11 45.5%	2nd Half: 3-12 25.0%	Game: 34.8%
F Throw %	1st Half: 2-2 100%	2nd Half: 2-3 66.7%	Game: 80.0%

NOTRE DAME (6-0)

#	Player	fg	3pt	ft	tr	pf	tp	a	to	blk	s	min
23	GEEN, Martinus	5-5	0-0	2-2	5	2	12	3	1	2	0	25
35	COLSON, Bonzie	9-17	1-4	6-10	11	4	25	1	0	2	2	35
00	PFLUEGER, Rex	1-4	0-1	2-2	2	2	4	1	1	1	1	32
05	FARRELL, Matt	6-14	2-4	1-1	4	1	15	4	5	0	3	39
10	GIBBS, TJ	2-6	1-1	2-2	2	2	7	4	1	0	0	38
01	TORRES, Austin	0-0	0-0	0-0	2	1	0	0	0	0	0	4
03	HARVEY, DJ	1-3	0-1	0-0	0	0	2	0	0	0	0	13
12	BURNS, Elijah	0-0	0-0	0-0	1	1	0	0	0	0	0	8
33	MOONEY, John	1-2	0-1	0-0	1	1	2	0	1	0	0	6
TEAM		-	-	-	1	0	0	0	0	0	0	0
Totals		25-51	4-12	13-17	29	14	67	13	9	5	6	200

TOTAL FG%	1st Half: 11-27 40.7%	2nd Half: 14-24 58.3%	Game: 49.0%
3-Pt. FG%	1st Half: 1-5 20.0%	2nd Half: 3-7 42.9%	Game: 33.3%
F Throw %	1st Half: 0-2 0.0%	2nd Half: 13-15 86.7%	Game: 76.5%

Officials: Dick Cartmell, Tim Nestor, Patrick Evans

Technical fouls: Wichita State-None. Notre Dame-None.

Attendance: 2400

Points in the paint-WSU 29, ND 38. Points off turnovers-WSU 11, ND 7.

2nd chance points-WSU 14, ND 13. Fast break points-WSU 5, ND 0.

Bench points-WSU 16, ND 4. Score tied 3 times. Lead changed 3 times.

Last FG-WSU 2nd-00:34, ND 2nd-00:08.

Largest lead-WSU by 16 1st-00:30, ND by 2 1st-18:29.

WSU led for 37:43. ND led for 00:22. Game was tied for 01:54.

Game 6 | SAVANNAH STATE

Nov. 28, 2017 | Wichita, Kan. | Charles Koch Arena

Savannah St.	29	37	-	66
8/8 Wichita St.	55	57	-	112

► **Samajae Haynes-Jones'** 31 points was an unofficial record for a WSU reserve (most boxes are unavailable prior to 1975).

► **Rashard Kelly** recorded his first career double-double (12 pts, 10 reb) and **Darrel Willis Jr.** added one of his own (14 pts, 12 reb).

► The Shockers' 68 bench points was a new all-time best, topping the 64 they scored in last November's 116-point explosion against Eastern Shore.

► WSU finished +36 on the glass – one shy of the school record, set in 1962.

► 67 rebounds was the highest total for a Shocker team in 39 years and the fifth-highest in school history.

► **Shaquille Morris** recorded his 110th career block, moving into sole possession of third place on WSU's career list. Morris' total is the highest by a Shocker since 1985 when the block became an official NCAA statistic.

► A capacity crowd marked Koch Arena's 200th consecutive regular season game with 10,000+ in attendance. That streak dates back to 2004 and includes 147 sellouts.

SAVANNAH STATE (2-6)

#	Player	fg	3pt	ft	tr	pf	tp	a	to	blk	s	min
12	SMITH, Jahlin	1-5	0-3	0-0	6	2	2	0	1	0	2	16
10	GLEN, Maricus	0-0	0-0	0-0	1	3	0	0	0	0	0	12
03	SELLERS, Zach	2-7	2-6	0-0	1	2	6	2	2	0	1	26
14	FENNER, Alante	5-13	2-5	6-8	3	0	18	1	0	0	1	24
15	FELDER, Isaiah	1-7	1-7	0-0	2	1	3	1	0	0	1	15
01	DASENT, Austin	5-12	5-11	0-0	3	3	15	3	2	1	1	20
02	ORIZU, Raluke	1-1	0-0	0-2	1	1	2	0	1	0	0	11
04	GRANT, John	1-3	0-1	0-0	0	1	2	1	1	0	1	9
05	JENKINS, Javaris	2-11	0-8	0-1	3	3	4	2	0	0	2	18
22	McLANAHAN, Dexter	3-11	2-7	2-2	3	1	10	1	1	0	2	23
24	GRANT, Juwan	0-4	0-3	0-0	0	0	0	0	0	0	0	6
30	CABEZA, Jahir	1-3	1-3	1-2	0	0	4	0	0	0	0	6
50	PINKETT, Khalel	0-3	0-1	0-3	1	1	0	2	1	0	2	14
TEAM		-	-	-	7	0	0	0	0	0	0	0
Totals		22-80	13-55	9-18	31	18	66	13	9	1	0	200

TOTAL FG%	1st Half: 9-41 22.0%	2nd Half: 13-39 33.3%	Game: 27.5%
3-Pt. FG%	1st Half: 7-30 23.3%	2nd Half: 6-25 24.0%	Game: 23.6%
F Throw %	1st Half: 4-7 57.1%	2nd Half: 5-11 45.5%	Game: 50.0%

WICHITA STATE (5-1)

#	Player	fg	3pt	ft	tr	pf	tp	a	to	blk	s	min
00	KELLY, Rashard	5-8	0-1	2-2	10	1	12	2	1	0	0	16
24	MORRIS, Shaquille	2-3	0-0	0-0	8	3	4	1	2	1	1	15
11	SHAMET, Landry	2-6	2-4	0-0	2	1	6	4	1	0	1	16
12	REAVES, Austin	4-9	4-8	0-0	3	1	12	2	3	1	0	22
33	FRANKAMP, Conner	4-12	2-7	0-0	1	0	10	2	0	0	2	20
03	KEYSER, C.J.	1-3	0-1	2-2	1	4	4	2	3	0	1	21
04	HAYNES-JONES, S.	11-17	4-6	5-6	5	1	31	5	2	0	1	26
10	MALONE, Kaelen	1-3	0-1	0-0	1	0	2	2	2	0	0	9
14	HERRS, Jacob	1-1	0-0	0-0	1	1	2	0	0	0	0	2
20	NURGER, Rauno	3-6	0-2	4-4	8	1	10	2	1	0	0	17
21	WILLIS Jr., Darrel	5-6	0-0	4-5	12	2	14	2	3	1	0	22
22	MIDTGAARD, Asbjorn	1-1	0-0	0-0	5	2	2	0	1	0	0	9
23	BUSH, Brycen	1-1	1-1	0-0	1	0	3	0	0	0	0	2
25	BARNEY, Brett	0-0	0-0	0-0	1	0	0	1	0	0	0	3
TEAM		-	-	-	8	0	0	0	0	0	0	0
Totals		41-76	13-31	17-19	67	17	112	25	19	3	6	200



Game 7 | at Baylor

Dec. 2, 2017 | Waco, Texas | Ferrell Center

8/8 Wichita St.....	33	36	-	69
16/16 Baylor	29	33	-	62

► No. 8 Wichita State snapped No. 16 Baylor's 46-game non-conference home winning streak which dated back nearly five years. The Bears' streak was the second-longest in Division I behind Duke (136).

► **Conner Frankamp** scored a team-high 17 points on 5-of-8 three-point shooting and tied **Landry Shamet's** recently established school record for consecutive games with a three-pointer (now 29-and-counting).

► Shamet finished with 11 points, seven assists and just one turnover in 36 minutes. **Shaquille Morris** added 15 points, and **Darral Willis Jr.** tacked on 11 points and six rebounds.

► WSU extended its own road winning streak to seven games and claimed its first top-25 road win since February 11, 2012 (89-68 at No. 12 Creighton).

► The Shockers are a national-best 42-6 in true road games since the start of the 2013-14 campaign.

► WSU outrebounded Baylor 38-36 and hit 10-of-16 attempts from three-point range (.625). The Shockers finished at 43.5 percent overall from the field, while holding Baylor to 37.3 percent shooting.

WICHITA STATE (6-1)

##	Player	fg	3pt	ft	tr	pf	tp	a	to	blk	s	min
00	KELLY, Rashard	1-1	0-0	2-3	7	3	4	4	3	0	0	29
01	BROWN, Zach	1-2	0-1	0-0	3	2	1	3	0	1	1	25
24	MORRIS, Shaquille	7-16	1-1	0-1	3	4	15	0	3	0	0	22
11	SHAMET, Landry	4-10	3-4	0-0	4	2	11	7	1	0	1	36
33	FRANKAMP, Conner	5-11	5-8	2-2	3	1	17	1	0	1	0	29
04	HAYNES-JONES, S.	0-2	0-1	0-0	1	0	0	0	0	0	0	7
12	REAVES, Austin	1-1	1-1	2-2	4	0	5	1	0	0	0	13
20	NURGER, Rauno	2-5	0-0	0-0	4	0	4	1	1	0	0	20
21	WILLIS Jr., Darral	3-5	0-0	5-9	6	3	11	0	1	2	1	19
TEAM		-	-	-	3	0	0	0	0	0	0	0
Totals.....		24-53	10-16	11-17	38	16	69	15	12	3	3	200

TOTAL FG%	1st Half: 11-28 39.3%	2nd Half: 13-25 52.0%	Game: 45.3%
3-Pt. FG%	1st Half: 7-11 63.6%	2nd Half: 3-5 60.0%	Game: 62.5%
F Throw %	1st Half: 4-6 66.7%	2nd Half: 7-11 63.6%	Game: 64.7%

BAYLOR (5-2)

##	Player	fg	3pt	ft	tr	pf	tp	a	to	blk	s	min
00	Lual-Acuil Jr., Jo	4-8	0-1	5-6	4	5	13	0	2	1	1	33
21	Omot, Nuni	1-5	1-4	2-2	7	2	5	2	1	0	0	25
25	Clark, Tristan	2-7	0-0	2-2	9	4	6	0	2	2	0	29
20	Lecomte, Manu	6-13	3-8	0-0	1	1	15	3	0	0	0	38
22	McClure, King	5-15	1-6	1-1	2	0	12	2	0	0	1	29
10	Lindsey, Jake	1-6	0-2	1-1	2	3	3	1	0	0	1	24
13	Jolly, Tyson	0-0	0-0	0-0	0	0	0	0	1	0	0	3
11	Vital, Mark	3-5	0-0	2-5	7	2	8	0	2	1	3	19
TEAM		-	-	-	4	0	0	0	0	0	0	0
Totals.....		22-59	5-21	13-17	36	17	62	8	11	4	6	200

TOTAL FG%	1st Half: 12-32 37.5%	2nd Half: 10-27 37.0%	Game: 37.3%
3-Pt. FG%	1st Half: 3-12 25.0%	2nd Half: 2-9 22.2%	Game: 23.8%
F Throw %	1st Half: 2-2 100%	2nd Half: 11-15 73.3%	Game: 76.5%

Officials: R-John Higgins, U1-Ray Natili, U2-Paul Janssen **Technical fouls:** Wichita State-None. Baylor-None. **Attendance:** 9,733 **Fouled Out:** BU: #00 Lual-Acuil 0:23 **Points in the paint:** WSU 28, BAY 34. **Points off turnovers:** WSU 5, BAY 10. **2nd chance points:** WSU 8, BAY 12. **Fast break points:** WSU 2, BAY 2. **Bench points:** WSU 20, BAY 11. **Score tied:** 5 times. **Lead changed:** 5 times. **Last FG:** WSU 2nd-02:50, BAY 2nd-03:10. **Largest lead:** WSU by 7 2nd-16:33, BAY by 5 1st-12:05. **WSU led** for 27:03. **BAY led** for 08:11. **Game was tied** for 04:46.

Game 8 | SOUTH DAKOTA ST.

Dec. 5, 2017 | Wichita, Kan. | Charles Koch Arena

South Dakota St.	50	35	-	85
6/6 Wichita St.....	42	53	-	95

► WSU trailed by as many as 13 in the second half, but used an 18-1 run to pull ahead.

► WSU shot 55% and knocked down 10 three-pointers SDSU shot 50%, helped by a 14-of-29 effort from deep.

► The Shockers outrebounded their 13th straight opponent (39-29), led by **Zach Brown's** eight boards.

► **Landry Shamet** led a group of five Shockers in double-figures with 21 points and set a new career-high with eight assists. **Shaquille Morris** tallied 15 of his 20 points in the second half.

► **Conner Frankamp** (16 points) extended his streak consecutive games with a three-pointer to 30, officially breaking Shamet's school record (29).

► SDSU's **Mike Daum** scored a game-high 31 points on 7-of-12 three-point shooting Kevin King (14 points) dealt out nine assists without a turnover.

► WSU had led by double-figures at halftime in each of its last 22 games at Charles Koch Arena (dating back to Feb. 2016) but faced a 50-42 deficit at the break.

► SDSU's 50 points was the most scored in a first half (home or away) by a Marshall Era opponent. 85 points was the most by a visitor since Koch Arena's renovation in 2002-03.

SOUTH DAKOTA STATE (7-4)

##	Player	fg	3pt	ft	tr	pf	tp	a	to	blk	s	min
23	TELLINGHUISEN, R.	3-7	3-6	0-2	3	4	9	0	3	1	0	27
24	DAUM, Mike	9-20	7-12	6-6	6	4	31	1	3	1	0	31
01	FLATTEN, Skyler	2-3	1-2	0-0	0	0	5	1	0	1	0	19
02	KING, Tevin	6-9	0-0	2-3	6	5	14	9	0	0	3	34
03	HOWELL, Chris	1-3	0-0	1-2	2	1	3	0	1	0	0	14
00	KEY, Brandon	3-4	0-0	4-7	4	1	10	5	3	0	0	25
05	JENKINS, David	1-5	1-4	0-0	1	4	3	1	1	0	0	15
25	SEVERYN, Lane	1-1	0-0	0-0	1	3	2	0	1	0	0	13
45	THEISEN, Ian	3-6	2-5	0-0	2	3	8	0	0	0	0	22
TEAM		-	-	-	4	0	0	0	0	0	0	0
Totals.....		29-58	14-29	13-20	29	25	85	17	12	3	3	200

TOTAL FG%	1st Half: 20-32 62.5%	2nd Half: 9-26 34.6%	Game: 50.0%
3-Pt. FG%	1st Half: 8-12 66.7%	2nd Half: 6-17 35.3%	Game: 48.3%
F Throw %	1st Half: 2-3 66.7%	2nd Half: 11-17 64.7%	Game: 65.0%

WICHITA STATE (7-1)

##	Player	fg	3pt	ft	tr	pf	tp	a	to	blk	s	min
00	KELLY, Rashard	0-3	0-1	4-6	7	2	4	4	1	0	1	17
01	BROWN, Zach	4-11	0-5	2-5	8	3	10	3	0	1	1	32
24	MORRIS, Shaquille	9-11	1-1	1-2	5	2	20	0	1	1	0	17
11	SHAMET, Landry	8-13	4-8	1-1	4	3	21	8	3	0	2	34
33	FRANKAMP, Conner	5-10	3-6	3-3	2	1	16	2	0	0	0	33
03	KEYSER, C.J.	2-3	0-1	0-0	0	2	4	1	1	0	0	6
12	REAVES, Austin	1-5	1-4	0-0	0	2	3	1	1	0	1	16
20	NURGER, Rauno	1-2	0-1	2-4	7	2	4	1	1	0	0	26
21	WILLIS Jr., Darral	5-6	1-2	2-3	4	3	13	2	2	2	0	19
TEAM		-	-	-	2	0	0	0	0	0	0	0
Totals.....		35-64	10-29	15-24	39	20	95	22	10	4	5	200

TOTAL FG%	1st Half: 16-30 53.3%	2nd Half: 19-34 55.9%	Game: 54.7%
3-Pt. FG%	1st Half: 6-15 40.0%	2nd Half: 4-14 28.6%	Game: 34.5%
F Throw %	1st Half: 4-6 66.7%	2nd Half: 11-18 61.1%	Game: 62.5%

Officials: Mike Nance, Bill Jacobson, Byron Jarrett **Technical fouls:** South Dakota St.-None. Wichita State-None. **Attendance:** 10,506 **Points in the paint:** SDSU 16, WSU 44. **Points off turnovers:** SDSU 13, WSU 12. **2nd chance points:** SDSU 13, WSU 14. **Fast break points:** SDSU 2, WSU 2. **Bench points:** SDSU 23, WSU 24. **Score tied:** 4 times. **Lead changed:** 12 times. **Last FG:** SDSU 2nd-01:14, WSU 2nd-01:58. **Largest lead:** SDSU by 13 2nd-17:36, WSU by 10 2nd-01:38. **SDSU led** for 28:22. **WSU led** for 09:57. **Game was tied** for 01:41.

Game 9 | at OKLAHOMA STATE

Dec. 9, 2017 | Stillwater, Okla. | Gallagher-Iba Arena

6/6 Wichita St.....	26	52	-	78
rv/- Oklahoma St.	23	43	-	66

► **Landry Shamet** scored a career-high 30 points, and No. 6/6 WSU picked at its first win at Gallagher-Iba Arena since 1957.

► Shamet (4-of-7 from three) overcame a slow start, scoring 28 of his 30 points over the final 21 minutes.

► WSU had more turnovers (12) than points (9) at the 6:00-mark of the first half before finding its footing. The Shockers scored 67 points over the final 26 minutes to turn an eight-point deficit into a 12-point victory.

► **Conner Frankamp** tallied 14 points and **Darral Willis Jr.** scored all 12 of his points over the final 14 minutes. **Rashard Kelly** had a team-high seven rebounds to go with five points and three steals.

► WSU put a stop to OSU's 15-game non-conference home winning streak. The Cowboys lost a non-conference home game for just the eighth time since 1989, dropping to 210-8 in that span.

► WSU won for just the third time in 17 visits to GIA and snapped a four-game losing streak in Stillwater.

► Six different Shockers connected on at least one three-pointer in a wild second half that featured seven lead changes. Tied at 58 near the 8:00-mark, **Shaquille Morris** three-pointer gave WSU the lead for good. Willis added a three-point play the next trip down to give the Shockers some breathing room, 63-57, with 7:30 to go.

WICHITA STATE (8-1)

##	Player	fg	3pt	ft	tr	pf	tp	a	to	blk	s	min
00	KELLY, Rashard	2-4	0-1	1-3	7	4	5	2	3	0	3	28
01	BROWN, Zach	1-3	1-3	0-0	5	4	3	1	3	0	0	26
20	NURGER, Rauno	2-4	2-3	0-0	3	4	6	0	2	0	1	19
11	SHAMET, Landry	6-11	4-7	14-16	2	0	30	5	2	0	1	36
33	FRANKAMP, Conner	4-10	2-4	4-4	1	1	14	1	0	0	0	31
04	HAYNES-JONES, S.	0-1	0-0	0-0	0	0	0	0	0	0	0	2
12	REAVES, Austin	1-2	1-2	2-2	5	0	5	0	3	0	0	19
21	WILLIS Jr., Darral	3-5	1-2	5-7	6	3	12	1	2	0	0	15
22	MIDTGAARD, A.	0-0	0-0	0-0	0	0	0	0	0	0	0	0+
24	MORRIS, Shaquille	1-5	1-4	0-0	1	5	3	1	1	0	0	24
TEAM		-	-	-	6	0	0	0	3	0	0	0
Totals.....		20-45	12-26	26-32	36	21	78	11	19	0	5	200

TOTAL FG%	1st Half: 8-22 36.4%	2nd Half: 12-23 52.2%	Game: 44.4%
3-Pt. FG%	1st Half: 4-12 33.3%	2nd Half: 8-14 57.1%	Game: 46.2%
F Throw %	1st Half: 6-7 85.7%	2nd Half: 20-25 80.0%	Game: 81.3%

OKLAHOMA STATE (7-2)

##	Player	fg	3pt	ft	tr	pf	tp	a	to	blk	s	min
05	Shine, Tavarious	5-10	1-5	9-9	3	3	20	3	1	0	2	32
12	McGriff, Cameron	1-2	1-2	0-0	1	4	3	0	2	0	0	20
41	Solomon, Mitchell	6-9	1-3	4-4	8	5	17	1	2	2	1	35
01	Smith, Kendall	3-5	0-0	0-2	1	5	6	4	1	0	0	20
21	Waters, Lindy	4-8	2-4	0-0	2	0	10	1	2	1	3	30
00	Averette, Brandon	1-6	0-0	3-4	3	2	5	2	2	0	0	20
04	Dziagwa, Thomas	0-3	0-2	0-0	1	0	0	0	1	0	0	9
14	N'Guessan, Lucas	0-0	0-0	2-2	1	4	2	0	1	0	0	14
24	Dillard, Davon	0-0	0-0	0-0	0	1	0	0	0	0	0	3
30	Carroll, Jeffrey	1-9	1-5	0-0	2	4	3	0	2	0	0	17
Team		-	-	-	4	0	0	0	1	0	0	0
Totals.....		21-52	6-21	18-21	26	28	66	11	15	3	6	200

TOTAL FG%	1st Half: 7-22 31.8%	2nd Half: 14-30 46.7%	Game: 40.4%
3-Pt. FG%	1st Half: 3-8 37.5%	2nd Half: 3-13 23.1%	Game: 28.6%
F Throw %	1st Half: 6-6 100%	2nd Half: 12-18 66.7%	Game: 85.7%

Officials: Doug Sirmons, Rodrick Dixon, Marques Pettigrew **Technical fouls:** Wichita State-None. Oklahoma State-None. **Attendance:** 9,655 **Foul Outs:** OSU #41 Solomon (0:28), #1 Smith (0:15) WSU #24 Morris (1:19) **Points in the paint:** WSU 14, OSU 22. **Points off turnovers:** WSU 18, OSU 19. **2nd chance points:** WSU 13, OSU 10. **Fast break points:** WSU 2, OSU 6.



Game 10 | OKLAHOMA

Dec. 16, 2017 | Wichita, Kan. | INTRUST Bank Arena

rv/24 **Oklahoma**.....54 37 - 91
 3/3 Wichita St.....39 44 - 83

- OU freshman **Trae Young** scored a game-high 29 and broke the INTRUST Bank Arena assist record (10).
- OU hit 10 first-half threes to build a 15-point lead.
- WSU's **Darral Willis Jr.** recorded his second-straight downtown double-double with 20 points and 12 rebounds (he had 24 & 13 in 2016 against OSU).
- **Landry Shamet** (17), **Conner Frankamp** (14) and **Shaquille Morris** (10) joined him in double-figures.
- WSU lost at home for the first time in almost a year, snapping a 14-game streak in Wichita. The Shockers have won 23-in-a-row at Charles Koch Arena, but have now dropped back-to-back at INTRUST Bank Arena.
- It was just the seventh non-conference setback for the Shockers in Wichita under **Gregg Marshall**, sinking their mark to 74-7.
- The teams finished even on the boards at 43-each. WSU had outrebounded each of its last 14 foes and came in leading the nation in rebounding margin.
- OU built its lead to 18 with 7:15 to go in the second half but went scoreless over the next six minutes. The Sooners closed the game with seven-consecutive misses from the field.... The Shockers pulled within six points, 84-78, on Frankamp's three-pointer with 40 seconds to go but could get no closer.

OKLAHOMA (8-1)

#	Player	fg	3pt	ft	tr	pf	tp	a	to	blk	s	min
03	LATTIN, Khadeem	f	0-4	0-0	0-2	6	3	0	2	0	0	13
35	MANEK, Brady	f	8-16	5-13	0-0	2	1	21	0	0	1	30
00	JAMES, Christian	g	3-8	1-5	6-6	7	1	13	1	1	0	27
01	ODOMES, Rashard	g	1-1	0-0	0-2	3	1	2	0	0	0	15
11	YOUNG, Trae	g	9-22	4-11	7-7	4	2	29	10	4	0	34
04	McNEAE, Jamuni		2-6	0-0	1-2	10	2	5	1	0	4	21
05	FREEMAN, Matt		0-3	0-3	2-2	1	3	2	1	0	0	11
13	SHEPHERD, Jordan		1-3	0-2	4-5	3	1	6	2	0	0	18
14	LAZENBY, Ty		0-0	0-0	0-0	0	1	0	0	1	0	2
20	MCGUSTY, Kameron		5-9	3-6	0-0	1	0	13	0	0	0	16
44	POLLA, Hannes		0-0	0-0	0-0	1	0	0	0	0	0	3
TEAM		-	-	-	5	0	0	0	0	0	0	0
Totals.....		29-72	13-40	20-26	43	15	91	15	8	5	6	200

TOTAL FG% 1st Half: 20-40 50.0% 2nd Half: 9-32 28.1% Game: 40.3%
 3-Pt. FG% 1st Half: 10-23 43.5% 2nd Half: 3-17 17.6% Game: 32.5%
 F Throw % 1st Half: 4-7 57.1% 2nd Half: 16-19 84.2% Game: 76.9%

WICHITA STATE (8-2)

#	Player	fg	3pt	ft	tr	pf	tp	a	to	blk	s	min
00	KELLY, Rashard	f	3-5	0-1	0-0	4	2	6	0	0	1	19
24	MORRIS, Shaquille	c	4-12	0-2	2-2	6	2	10	2	1	3	26
01	BROWN, Zach	g	1-2	0-1	0-0	3	2	2	2	0	0	22
11	SHAMET, Landry	g	6-14	1-6	4-6	5	3	17	5	5	0	37
33	FRANKAMP, Conner	g	5-11	1-5	3-3	3	2	14	4	0	0	29
03	KEYSER, C.J.		0-0	0-0	0-0	0	0	0	0	0	0	3
04	HAYNES-JONES, S.		0-4	0-1	1-2	0	1	0	0	0	1	6
12	REAVES, Austin		2-5	2-5	0-0	3	2	6	1	0	0	15
20	NURGER, Rauno		3-7	1-1	0-0	6	2	7	1	0	0	19
21	WILLIS Jr., Darral		6-10	1-2	7-9	12	3	20	0	2	0	24
TEAM		-	-	-	1	0	0	0	0	0	0	0
Totals.....		30-70	6-24	17-22	43	18	83	15	10	3	4	200

TOTAL FG% 1st Half: 15-34 44.1% 2nd Half: 15-36 41.7% Game: 42.9%
 3-Pt. FG% 1st Half: 2-7 28.6% 2nd Half: 4-17 23.5% Game: 25.0%
 F Throw % 1st Half: 7-10 70.0% 2nd Half: 10-12 83.3% Game: 77.3%

Officials: Joe DeRosa, Roger Ayers, Kerby Sitton **Technical fouls:** Oklahoma-None. Wichita State-None. **Attendance:** 15,004 **Points in the paint-**OU 24, WSU 32. **Points off turnovers-**OU 15, WSU 6. **2nd chance points-**OU 5, WSU 9. **Fast break points-**OU 4, WSU 2. **Bench points-**OU 26, WSU 34. **Score tied-**2 times. **Lead changed-**1 time. **Last FG-**OU 2nd-07:15, WSU 2nd-00:04. **Largest lead-**OU by 18 2nd-08:25, WSU by 4 1st-19:31. **OU led** for 36:11. **WSU led** for 02:38. **Game was tied** for 01:11.

Game 11 | ARKANSAS STATE

Dec. 19, 2017 | Wichita, Kan. | Charles Koch Arena

Arkansas St.....50 30 - 80
 11/11 **Wichita St.**.....44 45 - 89

- **Samjae Haynes-Jones** scored a team-high 27 points (18 in the second half) and WSU survived a scare.
- The Shockers trailed 50-44 at halftime and by as many as nine points in the opening minutes of the second half before bouncing back to take the lead with just over 12 minutes to play. Haynes-Jones three put them in front for good at the 10:39-mark.
- WSU played without starting shooting guard Conner Frankamp, who suffered from a migraine.
- **Landry Shamet** finished with 18 points and six assists without a turnover. **Darral Willis Jr.** (14 points, seven rebounds) and **Shaquille Morris** (10) joined him in double-figures. **Rashard Kelly** had a strong all-around game with nine points, eight rebounds (six on the offensive end) and five assists.
- ASU (4-8) converted 10-of-16 three-point attempts in the first half before running out of steam. The Red Wolves made just 1-of-11 attempts in the second half and closed the game with nine-straight misses.
- Deven Simms** led the Red Wolves with 30 points and 10 rebounds. He was 9-of-17 from the field and 11-of-11 at the foul line in 38 minutes.
- WSU shot 53.1 percent for the game and banked 22 assists with just eight turnovers.

ARKANSAS STATE (4-8)

#	Player	fg	3pt	ft	tr	pf	tp	a	to	blk	s	min
00	COCKFIELD, Ty	*	6-16	4-8	0-0	2	1	16	2	2	0	36
01	LINDESEY, Rashad	*	3-4	2-2	0-0	2	0	8	6	1	0	34
04	WALLEY, Tristin	*	3-5	0-2	0-1	3	4	6	0	2	1	20
23	SIMMS, Deven	*	9-17	1-5	11-11	10	2	30	1	3	0	38
32	BRUCE, Tamas	*	3-4	0-0	2-2	1	3	8	0	2	0	11
02	BOUDIE, Salif		0-1	0-0	0-1	7	1	0	1	0	2	25
03	EATON, Marquis		0-0	0-0	0-0	0	1	0	0	1	0	6
10	GILLARD, Grantham		3-7	3-7	0-0	2	3	9	1	1	0	18
12	KERN, Connor		1-3	1-3	0-0	1	0	3	0	0	0	8
15	SCOGGINS, Jake		0-0	0-0	0-0	0	3	0	0	0	0	4
TEAM		-	-	-	2	0	0	0	1	0	0	0
Totals.....		28-57	11-27	13-35	30	18	80	11	13	3	5	200

TOTAL FG% 1st Half: 18-29 62.1% 2nd Half: 10-28 35.7% Game: 49.1%
 3-Pt. FG% 1st Half: 10-16 62.5% 2nd Half: 1-11 9.1% Game: 40.7%
 F Throw % 1st Half: 4-4 100% 2nd Half: 9-11 81.8% Game: 86.7%

WICHITA STATE (9-2)

#	Player	fg	3pt	ft	tr	pf	tp	a	to	blk	s	min
00	KELLY, Rashard	*	4-6	0-0	1-3	8	0	9	5	1	0	27
01	BROWN, Zach	*	1-3	0-1	0-1	5	3	2	2	0	0	18
11	SHAMET, Landry	*	6-13	4-7	2-2	3	2	18	6	0	0	35
12	REAVES, Austin	*	3-7	3-7	0-0	4	2	9	4	2	1	32
21	WILLIS Jr., Darral	*	6-11	0-1	2-2	7	2	14	3	0	0	28
03	KEYSER, C.J.		0-0	0-0	0-0	0	2	0	0	1	0	2
04	HAYNES-JONES, Samaj		11-17	4-7	1-2	2	1	27	1	2	0	31
20	NURGER, Rauno		0-2	0-0	0-0	0	0	0	0	0	1	10
24	MORRIS, Shaquille		3-5	0-0	4-6	3	5	10	1	1	0	17
TEAM		-	-	-	1	0	0	0	1	0	0	0
Totals.....		34-64	11-23	10-16	33	17	89	22	8	2	4	200

TOTAL FG% 1st Half: 16-32 50.0% 2nd Half: 18-32 56.3% Game: 53.1%
 3-Pt. FG% 1st Half: 5-11 45.5% 2nd Half: 6-12 50.0% Game: 47.8%
 F Throw % 1st Half: 7-12 58.3% 2nd Half: 3-4 75.0% Game: 62.5%

Officials: Randy Heimerman, Clarence Armstrong, Andrew Walton
Technical fouls: Arkansas State-TEAM. Wichita State-MORRIS, Shaquille;
 TEAM. **Attendance:** 10506 **Points in the paint-**ARKST 20, WSU 42. **Points off turnovers-**ARKST 11, WSU 20. **2nd chance points-**ARKST 14, WSU 12. **Fast break points-**ARKST 4, WSU 2. **Bench points-**ARKST 12, WSU 37. **Score tied-**5 times. **Lead changed-**9 times. **Last FG-**ARKST 2nd-02:33, WSU 2nd-01:16. **Largest lead-**ARKST by 9 2nd-17:12, WSU by 12 2nd-07:21. **ARKST led** for 13:28. **WSU led** for 23:07. **Game was tied** for 03:25.



0 **RASHARD KELLY**
Sr. | F | 6-7 | 227
Fredericksburg, Va.



1 **ZACH BROWN**
Sr. | F | 6-6 | 213
Houston, Texas



3 **C.J. KEYSER**
So. | G | 6-3 | 185
Baltimore, Md.



4 **SAMAJAE HAYNES-JONES**
Jr. | G | 6-0 | 177
Wichita, Kan.



5 **ROD BROWN**
Fr. | F | 6-6 | 190
Cordova, Tenn.



10 **KAELLEN MALONE**
Jr. | G | 6-0 | 168
McKinney, Texas



11 **LANDRY SHAMET**
So. | G | 6-4 | 180
Kansas City, Mo.



12 **AUSTIN REAVES**
So. | G | 6-5 | 174
Newark, Ark.



14 **JACOB HERRS**
Fr. | G | 6-3 | 164
Wichita, Kan.



20 **RAUNO NURGER**
Sr. | C | 6-10 | 232
Keila, Estonia



21 **DARRAL WILLIS JR.**
Sr. | F | 6-9 | 225
Madison, Wisc.



22 **ASBJØRN MIDTGAARD**
Fr. | C | 7-0 | 270
Helsingør, Denmark



23 **BRYCEN BUSH**
Fr. | G | 6-0 | 152
Wichita, Kan.



24 **SHAQUILLE MORRIS**
Sr. | C | 6-8 | 279
Edmond, Okla.



25 **BRETT BARNEY**
So. | F | 6-8 | 210
Wichita, Kan.



32 **MARKIS McDUFFIE**
Jr. | F | 6-8 | 203
Paterson, N.J.



33 **CONNER FRANKAMP**
Sr. | G | 6-1 | 171
Wichita, Kan.



HC **GREGG MARSHALL**
Head Coach
11th Season



AC **ISAAC BROWN**
Assistant Coach
4th Season



AC **KYLE LINDSTED**
Assistant Coach
3rd Season



AC **DONNIE JONES**
Assistant Coach
1st Season



DOMINIC OKON
Director of Operations
11th Season



DEVON SMITH
Mgr. Player Development
9th Season



NICK JONES
Video Coordinator
3rd Season



2017-18 Wichita State Basketball
Wichita State Combined Team Statistics (as of Dec 19, 2017)
All games



RECORD:	OVERALL	HOME	AWAY	NEUTRAL
ALL GAMES	9-2	5-1	2-0	2-1
CONFERENCE	0-0	0-0	0-0	0-0
NON-CONFERENCE	9-2	5-1	2-0	2-1

#	Player	gp-gs	min	avg	Total		3-Point		F-Throw		Rebounds				pf	dq	a	to	blk	stl	pts	avg
					fg-fga	fg%	3fg-fga	3fg%	ft-fga	ft%	off	def	tot	avg								
11	SHAMET, Landry	11-11	324	29.5	59-112	.527	28-56	.500	36-41	.878	5	31	36	3.3	21	0	50	21	1	8	182	16.5
24	MORRIS, Shaquille	11-9	238	21.6	55-102	.539	7-18	.389	23-31	.742	10	43	53	4.8	34	3	14	15	18	4	140	12.7
21	WILLIS Jr., Darral	11-4	232	21.1	47-86	.547	8-17	.471	37-57	.649	19	58	77	7.0	23	0	13	18	8	2	139	12.6
33	FRANKAMP, Conner	10-10	268	26.8	42-103	.408	22-60	.367	14-14	1.000	0	22	22	2.2	13	0	28	4	2	7	120	12.0
04	HAYNES-JONES, Sam	10-0	141	14.1	32-67	.478	9-22	.409	16-22	.727	2	13	15	1.5	9	0	19	6	0	5	89	8.9
20	NURGER, Rauno	11-1	206	18.7	32-58	.552	6-14	.429	10-14	.714	16	30	46	4.2	20	0	5	11	3	1	80	7.3
12	REAVES, Austin	11-2	207	18.8	23-51	.451	15-37	.405	8-9	.889	4	37	41	3.7	14	0	17	14	2	5	69	6.3
00	KELLY, Rashard	11-8	253	23.0	22-45	.489	0-6	.000	20-30	.667	40	47	87	7.9	21	0	29	17	4	8	64	5.8
01	BROWN, Zach	10-10	244	24.4	16-40	.400	6-25	.240	8-12	.667	13	29	42	4.2	29	0	19	17	5	7	46	4.6
25	BARNEY, Brett	2-0	6	3.0	2-3	.667	0-0	.000	0-0	.000	0	1	1	0.5	0	0	1	0	0	0	4	2.0
03	KEYSER, C.J.	4-0	32	8.0	3-6	.500	0-2	.000	2-2	1.000	0	1	1	0.3	8	0	3	5	0	1	8	2.0
23	BUSH, Brycen	2-0	5	2.5	1-1	1.000	1-1	1.000	0-0	.000	0	1	1	0.5	1	0	0	1	0	0	3	1.5
22	MIDTGAARD, Asbjorn	4-0	23	5.8	3-3	1.000	0-0	.000	0-0	.000	1	10	11	2.8	3	0	0	1	1	1	6	1.5
14	HERRS, Jacob	2-0	5	2.5	1-1	1.000	0-0	.000	0-0	.000	0	1	1	0.5	1	0	0	0	0	0	2	1.0
10	MALONE, Kaelen	2-0	16	8.0	1-5	.200	0-2	.000	0-0	.000	0	3	3	1.5	1	0	3	3	0	0	2	1.0
Team											22	14	36					5				
Total.....		11	2200		339-683	.496	102-260	.392	174-232	.750	132	341	473	43.0	198	3	201	138	44	49	954	86.7
Opponents.....		11	2200		262-668	.392	99-303	.327	162-218	.743	95	244	339	30.8	219	6	119	129	40	67	785	71.4

TEAM STATISTICS	WSU	OPP
SCORING	954	785
Points per game	86.7	71.4
Scoring margin	+15.4	-
FIELD GOALS-ATT	339-683	262-668
Field goal pct	.496	.392
3 POINT FG-ATT	102-260	99-303
3-point FG pct	.392	.327
3-pt FG made per game	9.3	9.0
FREE THROWS-ATT	174-232	162-218
Free throw pct	.750	.743
F-Throws made per game	15.8	14.7
REBOUNDS	473	339
Rebounds per game	43.0	30.8
Rebounding margin	+12.2	-
ASSISTS	201	119
Assists per game	18.3	10.8
TURNOVERS	138	129
Turnovers per game	12.5	11.7
Turnover margin	-0.8	-
Assist/turnover ratio	1.5	0.9
STEALS	49	67
Steals per game	4.5	6.1
BLOCKS	44	40
Blocks per game	4.0	3.6
ATTENDANCE	67534	26388
Home games-Avg/Game	6-11256	2-9694
Neutral site-Avg/Game	-	3-2333

Date	Opponent		Score	Att.
11/10/17	UMKC	w	109-57	10506
11/13/17	COL. OF CHARLESTON	w	81-63	10506
# 11/20/17	vs California	w	92-82	2200
# 11/21/17	vs Marquette	w	80-66	2400
# 11/22/17	vs Notre Dame	L	66-67	2400
11/28/17	SAVANNAH ST.	w	112-66	10506
12/02/17	at Baylor	w	69-62	9733
12/05/17	SOUTH DAKOTA ST.	w	95-85	10506
12/09/17	at Oklahoma St.	w	78-66	9655
! 12/16/17	OKLAHOMA	L	83-91	15004
12/19/17	ARKANSAS STATE	w	89-80	10506

* = American Athletic Conference game

= Maui Jim Maui Invitational (Maui, Hawaii/ Lahaina Civic Center)

! = at INTRUST Bank Arena (Wichita, Kan.)

Score by Periods	1st	2nd	Totals
Wichita State	464	490	954
Opponents	386	399	785