



GAME 1 – 9:30 AM



#2 LINFIELD

#3 LEWIS & CLARK



# 2026 NWC TOURNAMENT




#1 WHITWORTH

#4 PUGET SOUND




GAME 2 – 12:30 PM



## CHAMPIONSHIP 3:30 PM

MAY 8, 2026  
MERKEL FIELD  
SPOKANE, WASH.



# Go Pirates!

A proud part of the crowd's energy.





**SCHEDULE: MAY 8, 2026**

#2 Linfield vs. #3 Lewis & Clark	9:30 am
#1 Whitworth vs. #4 Puget Sound	12:30 pm
Semifinal winners	3:30 pm



**2026 NWC STANDINGS**

SCHOOL	NWC	OVERALL
Whitworth	20-4	26-14
Linfield	15-9	23-17
Puget Sound	14-10	23-16
Lewis & Clark	14-10	22-18
Pacific (Ore.)	12-12	17-23
George Fox	10-14	16-24
Pacific Lutheran	10-14	14-24
Whitman	8-16	14-25-1
Willamette	5-19	9-29

(As of May 5, 2026)

Pictured on the cover:

Linfield senior IF Ely Kennel (top left)

L&C junior RHP Owen Eisen (top right)

Whitworth soph. RHP Dillon Hartman  
(bottom left)


Puget Sound soph. C Matt Churchill  
(bottom right)



## Lewis & Clark College Quick Facts

Location:	Portland, Ore.
Founded:	1867
Enrollment:	2,950
Nickname:	River Otters
Colors:	Orange and Black
President:	Robin Holmes-Sullivan
Athletics Dir.:	Mark Pietrok
2026 Overall Record:	22-18
2026 NWC Record/Place:	14-10 / 3rd
NWC Tournament Seed:	3
Last NWC Tournament Appearance:	2023
Last NWC Tournament Championship:	2023
Head Coach:	Matt Kosderka (9th Season)

Pictured right:  
Junior OF Bret Potter



## Linfield University Quick Facts

Location:	McMinnville, Ore.
Founded:	1858
Enrollment:	1,726
Nickname:	Bearcats
Colors:	Purple and Cardinal
President:	Mark Blegen
Athletics Dir.:	Scott Brosius
2026 Overall Record:	23-17
2026 NWC Record/Place:	15-9 / 2nd
NWC Tournament Seed:	2
Last NWC Tournament Appearance:	2025
Last NWC Tournament Championship:	2017
Head Coach:	Jordan Harlow (first year)

Pictured right:  
Sophomore RHP Zack Hampson





# LEWIS & CLARK COLLEGE RIVER OTTERS

No.	Name	Pos.	B/T	Ht.	Wt.	Yr.	Hometown / Previous School(s)
1	Yuma Noda	INF	R/R	5-5	140	Fy.	Bellevue, Wash. / Newport
2	Eli Steinhaus	MIF	R/R	5-11	180	Jr.	Santa Rosa Valley, Calif. / Thousand Oaks
3	Matt Stanislavsky	RHP	R/R	6-1	185	So.	Winnetka, Ill. / Loyola Academy
4	Connor Broschard	OF/RHP	R/R	5-11	190	Jr.	Fairfield, Calif. / Rodriguez
5	Lenox Bray	OF	R/R	5-10	190	Fy.	Dana Point, Calif. / Capistrano Valley
6	Jonah De Perro	RHP	R/R	5-10	160	Fy.	San Diego, Calif. / Saint Augustine
7	Michael Aikawa	INF	R/R	5-11	185	Jr.	Piedmont, Calif. / Piedmont
8	Brandon Gonzaga	INF	R/R	5-10	175	Sr.	Porter Ranch, Calif. / Notre Dame (SO)
9	Ryan Sanderson	1B	R/R	6-3	215	Sr.	Tucson, Ariz. / Tanque Verde
10	Gavin Mangano	OF	R/R	5-10	190	Jr.	Encinitas, Calif. / Santa Fe Christian
11	Toby Strawser	OF	R/R	6-4	215	Jr.	Carmel-by-the-Sea, Calif. / Carmel
13	Felix Gibeault	RHP	R/R	6-0	200	Jr.	Taipei, Taiwan / Taipei European School
15	Joaquin Sandoval	C	R/R	5-9	185	Sr.	Santa Barbara, Calif. / San Marcos
16	Calvin Martinez	RHP	R/R	6-0	185	Fy.	Portland, Ore. / Jesuit
17	Owen Eisen	RHP	R/R	6-6	220	Jr.	Huntington Beach, Calif. / Ocean View
18	Shane Buchbinder	RHP	R/R	5-11	180	Jr.	Valencia, Calif. / West Ranch
19	Dillon Foster	RHP	L/R	6-2	215	So.	San Diego, Calif. / Patrick Henry
20	Evyn Lewis	C	R/R	5-9	185	Jr.	Huntington Beach, Calif. / Ocean View
22	Trent Amoroso	INF/RHP	L/R	6-0	180	Fy.	Redwood City, Calif. / Woodside
23	Bret Potter	OF/RHP	R/R	6-2	220	Jr.	Santa Clarita, Calif. / West Ranch
24	Vaughn McCrea	RHP	R/R	6-8	195	Fy.	Costa Mesa, Calif. / Estancia
26	Will Michelman	OF	L/R	6-0	190	So.	Woodland Hills, Calif. / Agoura
27	Jacob Shannon-Wilkerson	OF	R/R	6-0	185	So.	Moorpark, Calif. / Moorpark
28	Evan Carrubba-Rice	C	R/R	6-0	195	So.	Albany, Calif. / Albany
29	Nate Kerr	RHP	R/R	5-11	205	Sr.	Encino, Calif. / Taft
30	Sam Burchi	LHP	L/L	6-8	220	So.	Laguna Beach, Calif. / Laguna Beach
31	Dylan Lee	INF	R/R	6-2	205	Jr.	San Ramon, Calif. / California
32	Austin Watkins	RHP	R/R	6-2	175	Jr.	Ventura, Calif. / Oxnard College (CCCA)
33	Evan Maury	INF/C	L/R	6-4	220	Jr.	Melbourne, Australia / Edmonds CC (NJCAA)
34	Garrett Lewis	1B	R/R	6-5	230	Fy.	Auburn, Calif. / Colfax

Head Coach: Matt Kosderka (9th Season)  
 Assistant Coaches: Jack Thomson (Hitting), Bill Allen (Outfield),  
 Kyle McCormick (Pitching), Isaac Lovings (Catching),  
 Will Heron (Infielders)

**JIMMY JOHN'S**  
GOURMET SANDWICHES

**ORDER ONLINE @**  
**JIMMYJOHNS.COM**

426 E. HASTINGS RD.  
509.458.3278

**FREAKY FAST DELIVERY!**

©2011 JIMMY JOHN'S FRANCHISE, LLC. ALL RIGHTS RESERVED.

## 2026 Lewis & Clark College Baseball Overall Statistics (as of May 3, 2026)

Overall Record: 22-18 Conf: 14-10 Home: 12-8 Away: 10-10 Neutral: 0-0

### All games Sorted by Batting Avg

#	Player	AVG	GP-GS	AB	R	H	2B	3B	HR	RBI	TB	SLG%	BB	HBP	SO	GDP	OB%	SF	SH	SB-ATT	PO	A	E	FLD%
23	Potter, Bret	.390	40-40	164	33	64	7	0	3	29	80	.488	15	8	22	1	.463	1	2	13-15	98	4	2	.981
26	Michelman, Will	.331	33-33	124	24	41	9	1	4	33	64	.516	19	3	18	2	.426	2	0	2-2	45	0	1	.978
7	Aikawa, Michael	.323	40-40	158	38	51	5	0	6	40	74	.468	30	4	37	0	.431	5	0	10-14	23	88	7	.941
2	Steinhaus, Eli	.318	39-39	148	39	47	8	1	4	18	69	.466	16	8	26	1	.410	1	6	5-6	54	96	5	.968
27	Shannon-Wilkerson, Jacob	.250	31-22	80	12	20	6	0	5	24	41	.513	7	2	29	2	.326	0	3	4-5	71	1	2	.973
8	Gonzaga, Brandon	.227	39-39	141	33	32	4	0	1	14	39	.277	10	7	22	2	.301	5	5	21-22	37	108	13	.918
1	Noda, Yuma	.500	9-0	4	3	2	1	0	0	2	3	.750	2	0	0	0	.667	0	0	0-0	3	1	0	1.000
10	Mangano, Gavin	.357	23-22	84	18	30	5	1	2	15	43	.512	9	6	6	1	.446	2	0	4-7	28	0	1	.966
20	Lewis, Evyn	.349	28-20	86	15	30	6	0	2	19	42	.488	5	2	15	0	.385	3	1	3-3	122	6	4	.970
15	Sandoval, Joaquin	.328	23-20	67	21	22	10	0	2	17	38	.567	17	5	20	0	.494	0	0	0-0	37	7	0	1.000
34	Lewis, Garrett	.279	22-18	68	14	19	4	0	3	11	32	.471	10	5	17	1	.410	0	0	1-1	141	0	1	.993
31	Lee, Dylan	.269	23-22	78	7	21	4	0	2	20	31	.397	9	7	17	0	.378	4	0	1-2	176	6	1	.995
9	Sanderson, Ryan	.268	15-10	41	6	11	3	0	2	11	20	.488	3	4	18	0	.375	0	0	1-2	0	0	0	.000
11	Strawser, Toby	.222	6-2	9	2	2	1	0	0	3	3	.333	2	0	6	0	.364	0	0	0-0	3	0	0	1.000
5	Bray, Lenox	.182	11-1	11	1	2	1	0	0	0	3	.273	3	0	3	0	.357	0	0	0-0	3	1	0	1.000
33	Mauray, Evan	.174	10-6	23	6	4	1	1	0	3	7	.304	2	0	9	0	.240	0	0	0-0	34	3	0	1.000
22	Amoroso, Trent	.167	6-2	12	2	2	0	0	0	2	2	.167	2	0	3	0	.286	0	1	0-0	4	7	2	.846
28	Carrubba-Rice, Evan	.161	21-19	56	6	9	3	0	0	3	12	.214	15	3	17	0	.365	0	2	2-2	142	11	0	1.000
4	Broschard, Connor	.130	19-5	23	3	3	0	0	0	3	3	.130	3	1	10	1	.259	0	1	0-0	7	3	0	1.000
<b>Totals</b>		<b>.299</b>	<b>40-40</b>	<b>1377</b>	<b>283</b>	<b>412</b>	<b>78</b>	<b>4</b>	<b>36</b>	<b>267</b>	<b>606</b>	<b>.440</b>	<b>179</b>	<b>65</b>	<b>295</b>	<b>11</b>	<b>.399</b>	<b>23</b>	<b>21</b>	<b>67-81</b>	<b>1042</b>	<b>375</b>	<b>44</b>	<b>.970</b>
<b>Opponents</b>		<b>.285</b>	<b>40-40</b>	<b>1406</b>	<b>295</b>	<b>401</b>	<b>99</b>	<b>6</b>	<b>38</b>	<b>268</b>	<b>626</b>	<b>.445</b>	<b>180</b>	<b>58</b>	<b>301</b>	<b>11</b>	<b>.385</b>	<b>16</b>	<b>16</b>	<b>73-81</b>	<b>1035</b>	<b>339</b>	<b>38</b>	<b>.973</b>

**LOB:** Team (341), Opp (334) **DPs Turned:** Team (18), Opp (23) **IBB:** Team (0), Opp (4) **Picked Off:** Aikawa (1), Gonzaga (1), Steinhaus (1)

### All games Sorted by Earned Run Avg

#	Player	ERA	W-L	APP	GS	CG	SHO	SV	IP	H	R	ER	BB	SO	2B	3B	HR	B/AVG	WP	HP	BK	SFA	SHA
23	Potter, Bret	1.56	2-0	13	0	0	0-0	5	17.1	13	4	3	7	17	7	0	0	.197	3	3	1	0	0
3	Stanislavsky, Matt	3.76	3-1	18	1	0	0-0	0	40.2	37	17	17	18	63	8	0	4	.233	4	2	0	1	1
4	Broschard, Connor	4.05	2-1	8	0	0	0-0	1	13.1	13	8	6	9	9	3	0	0	.255	1	0	1	1	2
17	Eisen, Owen	5.20	6-3	15	14	1	0-0	0	71.0	64	42	41	22	56	11	0	6	.234	8	9	0	3	0
30	Burchi, Sam	6.29	2-2	14	7	0	0-0	1	44.1	43	36	31	37	47	9	2	3	.259	6	10	2	3	4
32	Watkins, Austin	6.32	1-0	9	0	0	0-0	0	15.2	20	11	11	12	12	3	1	0	.323	5	8	0	1	0
29	Kerr, Nate	8.25	2-5	17	5	0	0-0	1	52.1	77	58	48	17	34	22	0	7	.335	5	9	0	3	3
19	Foster, Dillon	8.55	1-3	13	6	0	0-0	0	40.0	62	46	38	18	29	14	1	8	.348	5	7	0	1	2
16	Martinez, Calvin	9.43	2-3	11	7	0	0-0	0	27.2	35	35	29	17	10	10	2	6	.313	4	5	0	3	3
13	Gibeault, Felix	11.14	1-0	10	0	0	0-0	0	21.0	28	30	26	19	22	10	0	3	.315	6	2	0	0	0
24	McCrea, Vaughn	18.00	0-0	3	0	0	0-0	0	4.0	9	8	8	4	2	2	0	1	.450	1	3	0	0	1
<b>Totals</b>		<b>6.69</b>	<b>22-18</b>	<b>131</b>	<b>40</b>	<b>1</b>	<b>0</b>	<b>8</b>	<b>347.1</b>	<b>401</b>	<b>295</b>	<b>258</b>	<b>180</b>	<b>301</b>	<b>99</b>	<b>6</b>	<b>38</b>	<b>.285</b>	<b>48</b>	<b>58</b>	<b>4</b>	<b>16</b>	<b>16</b>
<b>Opponents</b>		<b>6.50</b>	<b>18-22</b>	<b>153</b>	<b>40</b>	<b>0</b>	<b>2</b>	<b>4</b>	<b>345.0</b>	<b>412</b>	<b>283</b>	<b>249</b>	<b>179</b>	<b>295</b>	<b>78</b>	<b>4</b>	<b>36</b>	<b>.299</b>	<b>35</b>	<b>65</b>	<b>3</b>	<b>23</b>	<b>21</b>

**PB:** Team (9), Totals (9), Lewis (5), Carrubba-Rice (4), Opp (9) **Pickoffs:** Team (8), Burchi 3, Foster 2, Broschard 1, Kerr 1, Martinez 1, Totals , Opp (3) **SBA/ATT:** Totals (146-162), Lewis (39-43), Carrubba-Rice (26-27), Eisen (13-14), Foster (13-13), Martinez (12-13), Kerr (8-10), Sandoval (8-11), Stanislavsky (8-9), Burchi (7-7), Gibeault (7-10), Broschard (2-2), McCrea (1-1), Potter (1-1), Watkins (1-1)



# LINFIELD UNIVERSITY WILDCATS

No.	Name	Pos.	B/T	Ht.	Wt.	Yr.	Hometown / Previous School(s)
0	Keegan Weston	C	R/R	5-7	185	Gr./Sr.	Walla Walla, Wash. / Montana St.-Billings
1	Jackson Bui	OF	L/L	5-10	185	Sr./Jr.	Tigard, Ore. / Jesuit
4	Wyatt McClory	INF	R/R	5-10	200	So./So.	Carlsbad, Calif. / La Costa Canyon
5	Rylan Gullard	OF	R/R	6-0	200	So./So.	Renton, Wash. / Kentridge
8	Josh Mansur	UTL	R/R	6-2	195	Sr./Sr.	Camas, Wash. / Mount Hood C.C.
9	Colton Ouellette	RHP	R/R	6-0	200	So./So.	Reno, Nev. / Reno
10	Trent Wainfeld	OF	R/R	5-10	185	Sr./Sr.	Los Angeles, Calif. / Granada Hills Charter
11	Cole Hubka	INF	R/R	5-11	170	Jr./Jr.	Wilsonville, Ore. / Texas A&M Corpus Christi
12	Carter Studer	RHP	R/R	6-2	200	So./So.	Elma, Wash. / Elma
13	Colin Moore	RHP	R/R	6-3	240	Fr./Fr.	Altadena, Calif. / Crescenta Valley
15	Jaxson Kister	OF	R/R	6-0	195	Jr./Jr.	Junction City, Ore. / College of the Siskiyous
16	Jacob Bishop	LHP	L/L	5-10	160	So./Fr.	West Linn, Ore. / Jesuit
17	Matthew Tacheny	RHP	R/R	6-3	210	Jr./Jr.	Happy Valley, Ore. / Clackamas
18	Tyler Eisenhut	INF	R/R	5-11	175	Jr./Jr.	West Seattle, Wash. / Mount Hood C.C.
20	J.R. Starr	OF	R/R	6-0	190	So./So.	Hermiston, Ore. / Hermiston
21	Garret Ringer	OF	R/R	6-0	185	Sr./Sr.	Puyallup, Wash. / Puyallup
22	Caiden Gould	C	R/R	6-3	208	So./So.	Eugene, Ore. / North Eugene
23	Cole Snidow	C	R/R	6-3	210	Jr./Jr.	Portland, Ore. / Phoenix College
24	Zach Jaeger	UTL	R/R	5-9	170	So./So.	Tigard, Ore. / Tigard
25	Nick Holm	INF	R/R	5-10	195	Sr./Sr.	Happy Valley, Ore. / Clackamas
26	Noah Hancock	INF	R/R	6-1	190	Fr./Fr.	Salem, Ore. / Blanchet Catholic
27	Ely Kennel	INF	L/R	5-10	185	Sr./Sr.	Monmouth, Ore. / Washington State Univ.
28	Jack Williams	RHP	R/R	6-3	190	Fr./Fr.	Camas, Wash. / Seton Catholic
29	Riggs Towle	RHP	R/R	6-0	205	Jr./So.	Greeley, Colo. / University
31	Luke Schoeffler	RHP	R/R	6-2	205	Fr./Fr.	Corvallis, Ore. / Crescent Valley
33	Luke Porter	INF	L/L	6-2	250	Jr./Jr.	Paradise Valley, Ariz. / IMG
35	Johnny Ingalls	RHP	R/R	6'2	190	Fr./Fr.	Portland, Ore. / Jesuit
36	Spencer Kowalski	C	R/R	6-3	205	Jr./Jr.	Salem, Ore. / Centralia College
37	Wyatt Hurley	UTL	R/R	6-2	220	Sr./Sr.	Yamhill, Ore. / Yamhill-Carlton
38	Liam Smaciarz	RHP	R/R	6-1	185	Fr./Fr.	Lebam, Wash. / Willapa Valley
40	Zack Hampson	RHP	R/R	6-2	205	Jr./So.	Seattle, Wash. / University Prep
42	Emmett Stein	INF	R/R	5-9	180	Fr./Fr.	Vancouver, Wash. / Skyview
43	Garrett Hames	RHP	R/R	6-4	250	Sr./Sr.	Virginia City, Nev. / Centralia College
44	Jevin Patterson	INF	R/R	5-10	190	Jr./Jr.	Lakewood, Wash. / Centralia College
46	Clay Pecore	INF	R/R	5-10	160	Fr./Fr.	Seattle, Wash. / West Seattle
48	Casey Struckmeier	RHP	R/R	6-1	205	Gr./Sr.	Vancouver, Wash. / Columbia River
49	Cosmo Lange	RHP	R/R	6-3	205	Jr./Jr.	Boise, Idaho / Boise
51	Jasper Mayden	INF	L/R	6-4	190	Fr./Fr.	Kent, Wash. / Kentwood
54	Brian Mannion	RHP	R/R	6-2	210	Sr./Sr.	Beaverton, Ore. / Mountainside
59	Austin Gonia	C/OF	R/R	6-2	215	Fr./Fr.	Tenino, Wash. / Tenino
99	Andrew Miller	RHP	R/R	5-10	185	So./So.	Camas, Wash. / Camas

HEAD COACH: Jordan Harlow (first year)

ASSISTANT COACHES: Daniel Turpen, Jake Hoskins,  
Bryn Card, Matt Fishback



## 2026 Linfield University Baseball Overall Statistics (as of May 4, 2026)

**Overall Record:** 23-17 **Conf:** 15-9 **Home:** 16-7 **Away:** 7-10 **Neutral:** 0-0

### All games Sorted by Batting Avg

#	Player	AVG	GP-GS	AB	R	H	2B	3B	HR	RBI	TB	SLG%	BB	HBP	SO	GDP	OB%	SF	SH	SB-ATT	PO	A	E	FLD%
27	Kennel, Ely	.318	38-36	148	26	47	9	0	6	33	74	.500	16	10	27	0	.417	1	2	9-9	61	62	8	.939
5	Gullard, Rylan	.307	39-39	163	28	50	6	3	1	20	65	.399	16	2	25	0	.374	1	1	15-19	121	0	1	.992
11	Hubka, Cole	.290	35-35	124	17	36	7	0	1	14	46	.371	8	5	19	1	.358	0	6	6-8	42	94	11	.925
23	Snidow, Cole	.288	31-28	104	18	30	5	0	4	19	47	.452	11	5	33	0	.380	1	1	0-0	132	10	2	.986
4	McClory, Wyatt	.280	39-38	150	28	42	10	0	4	27	64	.427	16	7	20	1	.374	1	2	2-2	36	65	10	.910
37	Hurley, Wyatt	.265	36-22	83	13	22	4	1	5	18	43	.518	9	5	20	1	.364	2	1	0-0	70	5	2	.974
25	Holm, Nick	.258	39-35	132	15	34	4	0	4	20	50	.379	12	1	20	5	.318	3	1	0-0	202	4	2	.990
15	Kister, Jaxson	.250	38-35	140	31	35	11	1	4	27	60	.429	15	8	30	2	.352	2	1	12-14	69	3	0	1.000
8	Mansur, Josh	.245	38-30	106	19	26	6	3	2	12	44	.415	11	4	38	0	.339	0	2	5-6	105	5	1	.991
59	Gonia, Austin	.667	16-1	6	10	4	0	0	0	0	4	.667	0	0	0	0	.667	0	0	3-3	3	1	0	1.000
24	Jaeger, Zach	.333	14-0	3	2	1	0	0	1	1	4	1.333	1	0	0	0	.500	0	0	0-0	2	2	0	1.000
0	Weston, Keegan	.278	8-3	18	2	5	2	0	0	2	7	.389	1	0	9	0	.316	0	0	0-0	33	1	0	1.000
22	Gould, Caiden	.277	17-13	47	4	13	1	0	0	5	14	.298	1	1	7	0	.300	1	2	0-0	89	10	2	.980
42	Stein, Emmett	.261	15-8	23	2	6	0	0	0	1	6	.261	7	1	7	0	.452	0	3	0-0	11	16	2	.931
1	Bui, Jackson	.237	29-18	59	13	14	0	0	1	11	17	.288	16	4	16	1	.425	1	0	3-5	39	1	0	1.000
21	Ringer, Garret	.214	20-3	14	4	3	1	0	0	0	4	.286	1	1	4	0	.313	0	0	0-0	6	0	0	1.000
36	Kowalski, Spencer	.208	15-6	24	3	5	0	0	1	2	8	.333	6	0	5	0	.367	0	2	0-0	0	0	0	.000
44	Patterson, Jevin	.182	10-3	11	0	2	1	0	0	4	3	.273	2	0	6	0	.308	0	0	0-0	4	8	0	1.000
33	Porter, Luke	.179	16-8	28	1	5	1	0	1	4	9	.321	8	0	16	0	.361	0	0	0-0	20	2	0	1.000
20	Starr, J.R.	.000	3-0	0	3	0	0	0	0	0	0	.000	0	0	0	0	.000	0	0	1-1	0	0	0	.000
46	Pecore, Clay	.000	3-0	0	1	0	0	0	0	0	0	.000	0	0	0	0	.000	0	0	0-0	1	1	0	1.000
<b>Totals</b>		<b>.275</b>	<b>40-40</b>	<b>1383</b>	<b>240</b>	<b>380</b>	<b>68</b>	<b>8</b>	<b>35</b>	<b>220</b>	<b>569</b>	<b>.411</b>	<b>157</b>	<b>54</b>	<b>302</b>	<b>11</b>	<b>.368</b>	<b>13</b>	<b>24</b>	<b>56-67</b>	<b>1053</b>	<b>323</b>	<b>45</b>	<b>.968</b>
<b>Opponents</b>		<b>.281</b>	<b>40-40</b>	<b>1381</b>	<b>230</b>	<b>388</b>	<b>62</b>	<b>3</b>	<b>33</b>	<b>215</b>	<b>555</b>	<b>.402</b>	<b>154</b>	<b>48</b>	<b>253</b>	<b>5</b>	<b>.368</b>	<b>21</b>	<b>20</b>	<b>53-61</b>	<b>1045</b>	<b>384</b>	<b>61</b>	<b>.959</b>

**LOB:** Team (340), Opp (337) **DPs Turned:** Team (28), Opp (25) **IBB:** Team (1), Kennel (1), Opp (2) **Picked Off:** Holm (1), Kowalski (1), McClory (1), Stein (1), Weston (1)

### All games Sorted by Earned Run Avg

#	Player	ERA	W-L	APP	GS	CG	SHO	SV	IP	H	R	ER	BB	SO	2B	3B	HR	B/AVG	WP	HP	BK	SFA	SHA
29	Towle, Riggs	0.00	0-0	1	0	0	0-0	0	0.2	0	0	0	0	0	0	0	0	.000	0	0	0	0	0
38	Smaciarz, Liam	0.00	0-0	1	0	0	0-0	0	1.0	1	0	0	0	1	0	0	0	.250	0	0	0	0	0
40	Hampson, Zack	1.96	6-0	19	0	0	0-0	5	41.1	37	10	9	4	23	4	0	3	.242	0	2	0	4	0
37	Hurley, Wyatt	2.92	2-1	9	2	0	0-0	0	12.1	15	10	4	13	12	3	0	2	.294	1	3	0	0	0
9	Ouellette, Colton	3.56	3-3	13	5	0	0-0	1	48.0	44	22	19	21	50	7	1	5	.243	2	6	0	2	3
17	Tacheny, Matthew	3.75	2-3	13	12	0	0-0	0	69.2	72	30	29	13	37	10	2	5	.267	4	4	0	4	3
54	Mannion, Brian	4.00	1-0	14	0	0	0-0	0	18.0	17	8	8	17	20	6	0	0	.246	2	1	0	0	1
35	Ingalls, Johnny	4.58	1-1	8	4	0	0-0	0	19.2	21	11	10	7	12	3	0	1	.284	1	5	0	3	1
48	Struckmeier, Casey	4.72	1-1	12	8	0	0-0	1	34.1	40	22	18	11	22	6	0	4	.292	1	4	0	1	4
12	Studer, Carter	6.14	0-0	5	0	0	0-0	0	7.1	8	5	5	3	6	1	0	0	.276	0	1	0	0	0
16	Bishop, Jacob	7.36	1-2	15	1	0	0-0	0	22.0	27	21	18	12	12	4	0	2	.321	3	4	1	3	3
24	Jaeger, Zach	7.36	0-2	11	0	0	0-0	1	11.0	10	11	9	10	10	2	0	0	.238	3	6	0	0	0
28	Williams, Jack	7.93	3-3	11	7	0	0-0	0	36.1	55	39	32	16	26	9	0	8	.359	3	3	0	3	4
31	Schoeffler, Luke	8.80	3-0	14	0	0	0-0	0	15.1	22	16	15	12	10	4	0	2	.324	1	3	0	0	0
43	Hames, Garrett	9.53	0-1	4	1	0	0-0	0	5.2	6	10	6	8	4	2	0	0	.231	0	2	0	0	0
2	Dennis, Emerson	12.00	0-0	3	0	0	0-0	0	3.0	5	4	4	2	1	0	0	1	.357	2	2	0	0	0
99	Miller, Andrew	12.00	0-0	3	0	0	0-0	0	3.0	4	5	4	2	3	0	0	0	.286	0	2	0	0	1
8	Mansur, Josh	19.29	0-0	3	0	0	0-0	0	2.1	4	6	5	3	4	1	0	0	.400	2	0	0	1	0
<b>Totals</b>		<b>5.00</b>	<b>23-17</b>	<b>159</b>	<b>40</b>	<b>0</b>	<b>2</b>	<b>8</b>	<b>351.0</b>	<b>388</b>	<b>230</b>	<b>195</b>	<b>154</b>	<b>253</b>	<b>62</b>	<b>3</b>	<b>33</b>	<b>.281</b>	<b>25</b>	<b>48</b>	<b>1</b>	<b>21</b>	<b>20</b>
<b>Opponents</b>		<b>5.43</b>	<b>17-23</b>	<b>147</b>	<b>40</b>	<b>3</b>	<b>0</b>	<b>7</b>	<b>348.0</b>	<b>380</b>	<b>240</b>	<b>210</b>	<b>157</b>	<b>302</b>	<b>68</b>	<b>8</b>	<b>35</b>	<b>.275</b>	<b>44</b>	<b>54</b>	<b>4</b>	<b>13</b>	<b>24</b>

**PB:** Team (10), Totals (10), Gould (6), Snidow (3), Weston (1), Opp (14) **Pickoffs:** Team (6), Ouellette 2, Bishop 1, Ingalls 1, Mannion 1, Williams 1, Totals , Opp (5) **SBA/ATT:** Totals (106-122), Snidow (38-40), Ouellette (13-14), Gould (9-15), Weston (6-6), Jaeger (5-5), Tacheny (5-5), Williams (4-5), Bishop (3-5), Ingalls (3-3), Mannion (3-3), Miller (3-3), Schoeffler (3-3), Struckmeier (3-5), Hames (2-2), Hampson (2-4), Hurley (2-2), Mansur (2-2)

## University of Puget Sound Quick Facts

Location:	Tacoma, Wash.
Founded:	1888
Enrollment:	1915
Nickname:	Loggers
Colors:	Maroon and White
President:	Isaiah Crawford
Athletics Dir.:	Chelsea Herman
2026 Overall Record:	23-16
2026 NWC Record/Place:	14-10 / 3rd
NWC Tournament Seed:	4
Last NWC Tournament Appearance:	2025
Last NWC Tournament Championship:	N/A
Head Coach:	Jeff Halstead (12th year)

Pictured right:  
Junior LHP Charlie Decker



## Whitworth University Quick Facts

Location:	Spokane, Wash.
Founded:	1890
Enrollment:	2,220
Nickname:	Pirates
Colors:	Crimson and Blake
President:	Scott McQuilkin
Athletics Dir.:	Tim Demant
2026 Overall Record:	26-14
2026 NWC Record/Place:	20-4 / 1st
NWC Tournament Seed:	1
Last NWC Tournament Appearance:	2025
Last NWC Tournament Championship:	2025
Head Coach:	CJ Perry (9th year)

Pictured right:  
Senior OF Kyle Memarian





# UNIVERSITY OF PUGET SOUND LOGGERS

No.	Name	Pos.	Ht.	Wt.	Yr.	Hometown / Previous School(s)
1	Preston Crockett	MIF/P	6-0	185	Jr.	Issaquah, Wash. / Issaquah
2	Lucas Brennan	INF/P	5-9	170	Sr.	Denver, Colo. / Northfield
3	Matt Churchill	C/1B	6-5	220	So.	Woodland Hills, Calif. / Chaminade Prep
4	Charlie Deggeller	OF	5-9	180	Jr.	Sunnyvale, Calif. / Henry M Gunn
5	Jake Comeaux	INF	5-8	160	Jr.	Pearl City, Hawaii. / Mid-Pacific Institute
6	Mason Seay	P	5-8	180	Jr.	Mission Viejo, Calif. / El Toro
7	Brock Makishima	C	5-8	170	Jr.	Honolulu, Hawaii. / Iolani
8	Ethan Nakamura	INF	5-8	175	Jr.	Honolulu, Hawaii. / Iolani
9	Kahiau Teruya	INF	5-8	210	Sr.	Wailuku, Hawaii. / Maui
10	Isaac Fendel	Inf	5-6	165	So.	Oakland, Calif. / St. Mary's
11	Braden Blackwell	P	5-11	170	Jr.	Honolulu, Hawaii. / Punahou
12	Harley Eschliman	P	6-1	175	Sr.	Mill Valley, Calif. / Tamalpais
13	George Gatsinaris	P	6-4	210	So.	Villa Park, Calif. / Villa Park
15	Cooper Allen	INF/P	6-0	200	Sr.	San Juan Capo, Calif. / San Juan Hills
16	Cadence Ueyama	MIF	5-10	180	Jr.	Mililani, Hawaii. / Iolani
17	Logan Cindric	P	6-4	215	Sr.	Danville, Calif. / Monte Vista
18	Jonah Velasco	INF	5-8	165	Sr.	Kaneohe, Hawaii. / Iolani
19	Jim O'Brien	1B	6-2	210	Jr.	San Bruno, Calif. / Junipero Serra
20	Kai Tokumaru	P	5-8	170	Jr.	Honolulu, Hawaii. / Mid-Pacific Institute
21	Andy Moon	INF	6-1	210	So.	Moraga, Calif. / Campolindo
22	Kellen Krebs	INF	5-11	190	Sr.	Lake Oswego, Ore. / Lake Oswego
23	Jayden Mizuno	P	5-6	165	So.	Pearl City, Hawaii. / Pearl City
24	Ryan Spero	OF	5-9	190	Jr.	El Dorado Hills, Calif. / Oak Ridge
25	Ethan Rattie	P	6-1	200	Sr.	Renton, Wash. / Liberty
26	Boston Latter	P	5-8	190	So.	San Clemente, Calif. / Jserra Catholic
27	Jonny Howton	OF	6-0	225	Sr.	Windsor, Colo. / Windsor
28	Zach Robman	C/P	6-0	210	Sr.	San Ramone, Calif. / California
29	Eric Anthony	P	6-4	195	Fr.	Santa Barbara, Calif. / Santa Barbara
31	Ethan Higashionna	INF	5-10	160	Fr.	Pearl City, Hawaii. / Pearl City
33	Nolan Moore	P	6-1	180	Fr.	San Diego, Calif. / Great Oak
34	Charlie Decker	P	5-9	160	Jr.	Thousand Oaks, Calif. / Chaminade Prep
35	Travis Ujimori	OF	5-9	180	Jr.	Honolulu, Hawaii. / Iolani
36	Cal Johnson	P	6-2	215	Sr.	Danville, Calif. / San Ramon Valley
37	Micah Shintaku	C/P	6-0	185	Fr.	Honolulu, Hawaii. / Punahou
39	Evry Pfaff	C	6-3	215	Fr.	Hilo, Hawaii. / Waiakea
40	Evan Moll	P	6-4	215	Jr.	Boulder, Colo. / Flatirons Academy
41	Mitchell Holliday	P	5-10	185	Jr.	Spokane, Wash. / Mead Senior
42	Luke Farmer	OF	6-0	195	Fr.	Issaquah, Wash. / Issaquah
43	Armand Lettiere	OF	6-0	185	Jr.	Portland, Ore. / Central Catholic
45	Evan Batalucco	P	6-6	235	Jr.	Kaloa, Hawaii. / Kauai
46	Michael Moriarty	P	6-2	205	Jr.	Cupertino, Calif. / Bellarmine Prep
47	Lucas Noonan	INF/P	6-1	195	Fr.	Dana Point, Calif. / Jserra Catholic
48	Jay Peters	P	6-3	205	Jr.	San Marcos, Calif. / Mission Hills
49	Nate Bateman	C	5-9	155	Fr.	San Jose, Calif. / Bellarmine Prep
50	Noah Friis	OF	6-2	185	Fr.	Carlsbad, Calif. / La Costa Canyon
51	Ryan Tobler	INF/OF	6-0	190	So.	Sammamish, Wash. / Skyline
52	Leyton Pfingston	P	5-10	165	Sr.	Tacoma, Wash. / Centralia
55	Emerson Clark	P	6-4	200	Fr.	Los Angeles, Calif. / Notre Dame

Head Coach: Jeff Halstead (12th Season)

Assistant Coaches: AJ Morioka, Bob Walz, Michael Johnson, Bryce McCulloch, Tegan Aden

## 2026 University of Puget Sound Baseball Overall Statistics (as of May 4, 2026)

**Overall Record:** 23-16 **Conf:** 14-10 **Home:** 9-8 **Away:** 14-8 **Neutral:** 0-0

### All games Sorted by Batting Avg

#	Player	AVG	GP-GS	AB	R	H	2B	3B	HR	RBI	TB	SLG%	BB	HBP	SO	GDP	OB%	SF	SH	SB-ATT	PO	A	E	FLD%
15	Allen, Cooper	.374	30-24	99	23	37	10	0	0	27	47	.475	15	0	12	1	.437	5	2	1-1	172	13	0	1.000
4	Deggeller, Charlie	.331	34-34	136	35	45	10	0	3	24	64	.471	24	9	16	1	.453	3	1	9-11	93	0	4	.959
24	Spero, Ryan	.323	34-34	130	28	42	6	1	3	19	59	.454	15	10	19	1	.424	3	0	4-6	56	3	1	.983
22	Krebs, Kellen	.315	33-33	127	30	40	9	0	7	28	70	.551	22	8	37	2	.438	3	0	3-5	67	68	4	.971
1	Crockett, Preston	.262	36-35	126	21	33	9	0	2	21	48	.381	6	7	28	0	.324	3	0	3-4	52	101	9	.944
3	Churchill, Matt	.259	35-35	143	35	37	7	0	13	45	83	.580	22	2	37	2	.363	1	0	0-0	144	11	1	.994
43	Lettiere, Armand	.248	35-27	105	19	26	7	1	3	21	44	.419	17	2	29	1	.357	2	3	1-1	51	2	1	.981
9	Teruya, Kahiau	.429	20-17	63	21	27	4	1	2	13	39	.619	11	5	7	0	.544	0	0	1-2	65	1	0	1.000
21	Moon, Andy	.400	7-2	10	4	4	0	0	0	3	4	.400	1	1	1	0	.500	0	0	0-0	4	4	2	.800
18	Velasco, Jonah	.350	18-10	40	11	14	0	0	1	8	17	.425	10	0	5	1	.471	1	2	2-2	4	3	0	1.000
5	Comeaux, Jake	.300	5-3	10	2	3	1	0	0	1	4	.400	2	0	2	0	.417	0	0	0-0	1	4	2	.714
8	Nakamura, Ethan	.296	20-6	27	4	8	0	0	0	7	8	.296	3	0	9	0	.344	2	1	0-1	11	12	0	1.000
49	Bateman, Nate	.286	4-1	7	3	2	0	0	1	2	5	.714	1	0	2	0	.375	0	0	0-0	15	0	0	1.000
2	Brennan, Lucas	.265	14-9	34	9	9	1	0	2	8	16	.471	5	0	12	0	.359	0	0	1-1	12	9	3	.875
19	O'Brien, Jim	.258	29-24	97	10	25	2	0	4	16	39	.402	10	2	16	1	.336	1	0	0-0	65	40	0	1.000
51	Tobler, Ryan	.256	16-13	39	8	10	3	0	0	8	13	.333	8	2	10	0	.392	2	0	1-1	18	1	2	.905
7	Makishima, Brock	.250	21-18	68	9	17	2	1	1	7	24	.353	5	4	17	1	.333	1	0	1-1	137	6	2	.986
10	Fendel, Isaac	.250	16-11	32	9	8	2	0	0	7	10	.313	7	5	6	0	.455	0	0	4-4	5	25	5	.857
35	Ujimori, Travis	.207	11-8	29	9	6	0	0	0	5	6	.207	3	1	8	0	.294	1	0	5-5	25	1	0	1.000
27	Howton, Jonny	.188	8-4	16	3	3	0	0	1	6	6	.375	0	0	0	1	.176	1	0	0-0	0	0	0	.000
16	Ueyama, Cadence	.167	14-5	18	4	3	1	0	0	3	4	.222	2	3	4	1	.320	2	0	2-3	6	14	1	.952
42	Farmer, Luke	.167	3-1	6	2	1	0	0	0	0	1	.167	2	0	3	0	.375	0	0	1-1	3	0	1	.750
50	Friis, Noah	.000	2-0	2	0	0	0	0	0	0	0	.000	0	0	1	0	.000	0	0	0-0	0	0	0	.000
31	Higashionna, Ethan	.000	2-0	1	1	0	0	0	0	0	0	.000	0	0	0	0	.000	0	0	0-0	0	0	0	.000
39	Pfaff, Evry	.000	2-0	1	0	0	0	0	0	0	0	.000	0	0	0	0	.000	0	0	0-0	1	0	0	1.000
47	Noonan, Lucas	.000	3-0	0	0	0	0	0	0	0	0	.000	1	0	0	0	1.000	0	0	0-0	0	0	0	.000
<b>Totals</b>		<b>.293</b>	<b>39-39</b>	<b>1366</b>	<b>300</b>	<b>400</b>	<b>74</b>	<b>4</b>	<b>43</b>	<b>279</b>	<b>611</b>	<b>.447</b>	<b>192</b>	<b>61</b>	<b>281</b>	<b>13</b>	<b>.396</b>	<b>31</b>	<b>9</b>	<b>39-49</b>	<b>1016</b>	<b>357</b>	<b>44</b>	<b>.969</b>
<b>Opponents</b>		<b>.275</b>	<b>39-39</b>	<b>1318</b>	<b>253</b>	<b>363</b>	<b>57</b>	<b>8</b>	<b>39</b>	<b>234</b>	<b>553</b>	<b>.420</b>	<b>171</b>	<b>73</b>	<b>281</b>	<b>3</b>	<b>.384</b>	<b>17</b>	<b>30</b>	<b>51-61</b>	<b>1012</b>	<b>311</b>	<b>47</b>	<b>.966</b>

**LOB:** Team (346), Opp (336) **DPs Turned:** Team (20), Opp (20) **IBB:** Team (1), Churchill (1), Opp (1) **Picked Off:** Deggeller (2), Brennan (1), Crockett (1), Spero (1)

### All games Sorted by Earned Run Avg

#	Player	ERA	W-L	APP	GS	CG	SHO	SV	IP	H	R	ER	BB	SO	2B	3B	HR	B/AVG	WP	HP	BK	SFA	SHA
23	Mizuno, Jayden	2.03	1-0	12	0	0	0-0	0	13.1	13	4	3	7	3	1	0	0	.271	2	0	0	1	1
45	Batalucco, Evan	3.18	0-0	6	0	0	0-0	0	5.2	5	3	2	4	0	0	2	0	.238	0	1	0	0	0
33	Moore, Nolan	3.68	0-0	7	0	0	0-0	0	7.1	8	5	3	5	8	1	0	1	.276	0	0	0	0	1
12	Eschliman, Harley	4.09	1-1	12	0	0	0-0	2	22.0	21	12	10	9	26	1	0	3	.256	0	6	0	1	2
52	Pfingston, Leyton	4.15	0-0	6	0	0	0-0	0	4.1	7	2	2	7	1	1	0	0	.389	0	0	0	0	2
46	Moriarty, Michael	4.50	0-0	4	0	0	0-0	0	4.0	5	2	2	2	5	0	0	1	.333	0	1	0	0	1
34	Decker, Charlie	4.68	6-2	11	11	1	0-0	0	65.1	65	38	34	22	41	9	0	8	.258	3	11	0	2	5
28	Robman, Zach	5.00	4-1	14	0	0	0-0	6	27.0	24	17	15	5	27	3	2	2	.229	1	7	0	2	2
25	Rattie, Ethan	5.40	0-0	9	0	0	0-0	0	16.2	21	12	10	9	11	3	1	1	.304	1	6	0	0	1
11	Blackwell, Braden	5.56	1-3	12	3	0	0-0	2	34.0	39	25	21	13	36	9	0	4	.283	2	5	0	2	1
6	Seay, Mason	5.75	2-0	8	0	0	0-0	0	20.1	23	13	13	3	18	3	1	4	.303	0	3	1	1	3
29	Anthony, Eric	6.10	0-2	7	3	0	0-0	0	10.1	5	7	7	11	4	0	0	1	.147	2	2	0	2	1
36	Johnson, Cal	6.24	2-3	11	11	0	0-0	0	49.0	48	37	34	25	54	10	0	6	.259	2	16	1	3	4
20	Tokumaru, Kai	6.75	0-0	2	0	0	0-0	0	1.1	1	1	1	1	2	0	0	0	.167	0	1	0	0	0
40	Moll, Evan	7.48	3-3	10	7	0	0-0	0	27.2	34	29	23	19	16	10	1	2	.301	0	5	0	1	3
37	Shintaku, Micah	7.71	0-0	4	0	0	0-0	0	2.1	5	2	2	3	4	0	0	0	.455	2	1	0	0	1
13	Gatsinaris, George	7.88	1-0	9	0	0	0-0	0	8.0	9	7	7	9	7	1	0	2	.300	0	1	0	1	0
17	Cindric, Logan	13.50	0-1	7	1	0	0-0	0	7.1	10	11	11	1	8	1	0	3	.323	2	3	0	0	1
26	Latter, Boston	13.50	0-0	2	0	0	0-0	0	0.2	1	3	1	1	1	0	0	0	.333	0	1	0	0	0
47	Noonan, Lucas	13.50	1-0	2	0	0	0-0	0	2.0	2	3	3	3	3	2	0	0	.250	1	1	0	0	0
1	Crockett, Preston	14.14	1-0	4	3	0	0-0	0	7.0	10	11	11	8	3	0	1	0	.333	2	1	0	0	1



# WHITWORTH UNIVERSITY PIRATES

No.	Name	Pos.	B/T	Ht.	Wt.	Yr.	Hometown / Previous School(s)
1	Rylen Blair	LHP	L/L	5-11	177	So.	Pasco, Wash. / Chiawana
2	Nate Gray Jr.	OF	L/L	5-11	165	Sr.	Kennewick, Wash. / Univ. of Hawaii-Hilo
3	Jared Hardie	RHP	R/R	5-11	146	So.	Lake Stevens, Wash. / Lake Stevens
4	Yash Gupta	INF	R/R	5-9	172	So.	Union City, Calif. / James Logan
5	Seth Mahler	RHP	R/R	5-11	171	Jr.	Lake Stevens, Wash. / Lake Stevens
6	Dylan Huntsman	RHP	R/R	5-11	182	Jr.	Denver, Colo. / Thomas Jefferson
7	Luke Stutesman	RHP	R/R	5-11	191	Gr.	Richland, Wash. / Walla Walla CC
8	Zach Wright	LHP	L/L	6-3	151	Fr.	Boise, Idaho / Bishop Kelly
9	Tristan Butts	UTL	R/R	6-1	178	So.	Trego, Mont. / Lincoln County
10	Caleb Gray	UTL	S/R	6-2	216	Sr.	Spokane Valley, Wash. / Washington State Univ.
11	Ryan Boehm	P/1B	L/L	6-0	206	Fr.	Renton, Wash. / Liberty
12	Dillon Hartman	RHP	R/R	6-4	206	So.	Redmond, Wash. / Gonzaga Univ.
13	Ty Komoda	C/OF	R/R	5-11	182	Sr.	Honolulu, Hawaii / Kaiser
14	Luke Nikunen	RHP	R/R	5-11	82	Fr.	Kalispell, Mont. / Kalispell
15	Dominic Giusti	OF	R/R	5-10	184	Jr.	Elk Grove, Calif. / Franklin
16	Tyson Laugen	INF	R/R	6-0	187	Sr.	Ephrata, Wash. / Big Bend CC
17	Spencer Shipman	INF	R/R	5-10	182	5th	Newman Lake, Wash. / Yakima Valley College
18	Cole Weiland	OF	R/R	6-2	176	Jr.	Salem, Ore. / South Salem
19	Mason Burkhardt	P/INF	R/R	6-0	172	Jr.	Temecula, Calif. / Temecula Valley
20	Gunner Graves	OF	R/R	6-0	183	Sr.	Kettle Falls, Wash. / Big Bend CC
21	AJ Woodward	RHP	R/R	6-4	179	Sr.	Brewster, Wash. / Columbia Basin College
22	Austin Paul	INF	L/R	5-9	166	Sr.	Redmond, Wash. / Redmond
23	Carson Coffield	INF	R/R	6-2	209	Sr.	Spokane, Wash. / CC of Spokane
25	Henry Douglas	OF	L/L	5-11	194	So.	Richland, Wash. / Tri-Cities Prep
26	Isaac Lee	INF	R/R	5-11	179	So.	Renton, Wash. / Hazen
27	Emerson Fleck	OF/P	R/R	6-0	186	So.	Spokane, Wash. / Washington State Univ.
28	Luke Bents	OF	R/R	6-2	186	Jr.	Bend, Ore. / Summit
29	Junior Garcia	C	R/R	6-1	215	Sr.	Boise, Idaho / College of Southern Idaho
30	Xavier Hattenburg	C	L/R	6-0	182	So.	Spokane, Wash. / Pomona-Pitzer Coll.
31	Brennan Aoki	INF	R/R	5-9	175	Fr.	Puyallup, Wash. / Emerald Ridge
32	Cooper Angellar	LHP	L/L	5-10	180	Fr.	Woodinville, Wash. / Woodinville
33	Caleb Sherfey	RHP	R/R	6-3	204	So.	Tri-Cities, Wash. / Tri-Cities Prep
34	Tyler Disch	RHP	R/R	6-1	182	Sr.	Redmond, Wash. / Yakima Valley College
35	Tommy Lamb	UTL	R/R	5-10	166	Fr.	Kennewick, Wash. / Kamiakin
36	Tyler Odegaard	RHP	R/R	6-0	194	Fr.	Mukilteo, Wash. / Kamiak
37	Rylan Davis	C	R/R	5-10	176	Fr.	Missoula, Mont. / Hellgate
38	Sean Arnold	RHP/1B	R/R	6-2	202	So.	Richland, Wash. / Hanford
39	Owen Schneider	LHP	L/L	6-5	196	Fr.	Billings, Mont. / Billings West
40	Mason Arlington	LHP	L/L	6-1	162	Fr.	Florence, Mont. / Florence-Carlton
42	Kyle Memarian	INF	R/R	5-11	189	Sr.	Vancouver, Wash. / Gonzaga Univ.
44	Ty Quiggle	INF	R/R	6-2	197	Jr.	Woodinville, Wash. / Woodinville
46	Nathaniel Kurano	RHP	R/R	6-3	234	So.	Honolulu, Hawaii / Roosevelt
50	Bauer Williams	UTL	R/R	5-9	162	Fr.	South Jordan, Utah / Bingham
51	Reed Gunnett	INF	R/R	6-0	194	Jr.	Ramona, Calif. / Ramona

Head Coach: CJ Perry (9th Season)

Assistant Coaches: Cash Ulrich, Gage Gibson, Logan Kurucz, Jeff Simmelink, Aaron Clogston, Jon Rapose, Hank Dunn



## 2026 Whitworth University Baseball Overall Statistics (as of May 3, 2026)

**Overall Record:** 26-14 **Conf:** 20-4 **Home:** 12-0 **Away:** 14-14 **Neutral:** 0-0

### All games Sorted by Batting Avg

#	Player	AVG	GP-GS	AB	R	H	2B	3B	HR	RBI	TB	SLG%	BB	HBP	SO	GDP	OB%	SF	SH	SB-ATT	PO	A	E	FLD%
42	Memarian, Kyle	.396	37-36	149	57	59	11	2	9	36	101	.678	26	5	16	1	.497	1	0	17-17	48	39	11	.888
2	Gray Jr., Nate	.373	35-35	134	28	50	4	3	1	27	63	.470	16	5	17	2	.455	1	3	13-14	69	2	2	.973
23	Coffield, Carson	.328	36-35	131	38	43	9	1	6	42	72	.550	20	16	18	0	.462	4	0	5-6	303	23	2	.994
22	Paul, Austin	.322	31-29	87	27	28	4	1	2	27	40	.460	21	9	9	1	.492	1	4	5-7	60	84	2	.986
10	Gray, Caleb	.304	38-38	138	37	42	11	0	8	34	77	.558	28	9	30	1	.446	2	1	6-11	22	84	7	.938
15	Giusti, Dominic	.290	35-34	124	29	36	3	2	2	28	49	.395	19	1	14	0	.373	6	3	8-8	68	6	2	.974
13	Komoda, Ty	.224	31-30	107	24	24	5	0	4	22	41	.383	12	5	35	0	.328	1	3	8-9	145	13	0	1.000
9	Butts, Tristan	.333	9-0	3	5	1	0	1	0	1	3	1.000	0	0	2	0	.333	0	0	2-2	1	0	0	1.000
17	Shipman, Spencer	.321	27-27	106	29	34	4	0	10	40	68	.642	12	3	29	2	.398	2	0	6-7	26	80	11	.906
35	Lamb, Tommy	.321	16-7	28	8	9	3	2	0	8	16	.571	0	2	7	1	.344	2	1	2-2	13	0	1	.929
4	Gupta, Yash	.311	23-18	61	19	19	2	0	2	7	27	.443	12	5	8	0	.456	1	3	10-12	19	24	1	.977
29	Garcia, Junior	.300	9-8	30	4	9	1	0	1	5	13	.433	1	2	9	0	.364	0	0	1-1	37	2	1	.975
26	Lee, Isaac	.263	16-11	38	6	10	0	0	0	5	10	.263	5	4	5	0	.396	1	1	3-3	6	8	1	.933
51	Gunnett, Reed	.238	20-8	42	8	10	1	0	2	11	17	.405	1	7	12	0	.360	0	0	1-1	19	3	0	1.000
31	Aoki, Brennan	.222	10-2	9	4	2	0	0	0	1	2	.222	3	1	2	0	.462	0	0	1-1	4	8	0	1.000
27	Fleck, Emerson	.186	23-17	70	15	13	4	0	3	18	26	.371	3	4	10	0	.260	0	0	1-1	16	2	0	1.000
25	Douglas, Henry	.182	7-3	11	1	2	0	0	0	1	2	.182	1	1	3	0	.308	0	0	0-0	6	0	0	1.000
11	Boehm, Ryan	.179	16-8	28	7	5	1	0	0	3	6	.214	6	0	2	2	.314	1	0	0-0	41	2	1	.977
30	Hattenburg, Xavier	.148	12-6	27	4	4	0	0	0	3	4	.148	0	2	5	0	.207	0	2	0-0	54	5	0	1.000
18	Weiland, Cole	.077	10-3	13	2	1	1	0	0	5	2	.154	1	4	6	0	.316	1	0	1-1	9	0	0	1.000
37	Davis, Rylan	.067	9-4	15	1	1	0	0	0	2	1	.067	5	0	7	1	.300	0	0	0-0	24	3	0	1.000
16	Laugen, Tyson	.000	8-1	5	0	0	0	0	0	1	0	.000	2	0	3	0	.286	0	1	0-0	1	3	2	.667
28	Bents, Luke	.000	4-0	3	0	0	0	0	0	0	0	.000	0	0	0	0	.000	0	0	0-0	0	0	0	.000
<b>Totals</b>		<b>.296</b>	<b>40-40</b>	<b>1359</b>	<b>353</b>	<b>402</b>	<b>64</b>	<b>12</b>	<b>50</b>	<b>327</b>	<b>640</b>	<b>.471</b>	<b>194</b>	<b>85</b>	<b>249</b>	<b>11</b>	<b>.410</b>	<b>24</b>	<b>22</b>	<b>90-103</b>	<b>1011</b>	<b>432</b>	<b>46</b>	<b>.969</b>
<b>Opponents</b>		<b>.287</b>	<b>40-40</b>	<b>1339</b>	<b>242</b>	<b>384</b>	<b>70</b>	<b>2</b>	<b>41</b>	<b>219</b>	<b>581</b>	<b>.434</b>	<b>143</b>	<b>51</b>	<b>243</b>	<b>22</b>	<b>.374</b>	<b>13</b>	<b>15</b>	<b>42-48</b>	<b>1012</b>	<b>365</b>	<b>70</b>	<b>.952</b>

**LOB:** Team (315), Opp (299) **DPs Turned:** Team (35), Opp (26) **IBB:** Team (2), Gray (2), Opp (2) **Picked Off:** Gray Jr. (2), Gray (2), Butts (1), Gupta (1), Lee (1)

### All games Sorted by Earned Run Avg

#	Player	ERA	W-L	APP	GS	CG	SHO	SV	IP	H	R	ER	BB	SO	2B	3B	HR	B/AVG	WP	HP	BK	SFA	SHA
36	Odegaard, Tyler	0.00	0-0	1	0	0	0-0	0	1.0	1	0	0	0	1	0	0	0	.250	0	1	0	0	0
34	Disch, Tyler	3.63	2-0	16	0	0	0-0	1	22.1	19	9	9	7	18	4	0	1	.244	2	6	0	2	0
7	Stutesman, Luke	3.91	3-2	13	0	0	0-0	1	23.0	24	11	10	9	15	5	0	2	.261	1	4	0	1	1
39	Schneider, Owen	4.02	1-0	9	1	0	0-0	0	15.2	16	7	7	5	7	3	0	2	.267	2	0	0	1	1
12	Hartman, Dillon	4.36	8-1	12	10	0	0-0	1	53.2	51	29	26	26	45	12	0	4	.245	5	6	0	0	0
11	Boehm, Ryan	4.38	1-0	6	0	0	0-0	0	12.1	10	11	6	6	7	3	0	1	.217	0	3	0	1	0
46	Kurano, Nathaniel	5.02	6-3	13	11	0	0-0	0	52.0	67	38	29	21	39	7	0	5	.306	4	10	0	1	2
1	Blair, Rylan	5.59	0-0	15	2	0	0-0	1	29.0	25	20	18	19	17	5	1	3	.236	0	2	0	3	2
6	Huntsman, Dylan	5.71	4-2	13	12	0	0-0	0	58.1	71	37	37	11	39	9	0	9	.309	3	4	0	1	5
5	Mahler, Seth	6.08	0-3	15	0	0	0-0	7	23.2	31	18	16	4	14	8	0	4	.320	2	2	0	0	2
8	Wright, Zach	6.61	1-1	10	1	0	0-0	0	16.1	27	13	12	4	9	4	0	3	.386	3	1	2	1	0
14	Nikunen, Luke	7.71	0-0	4	1	0	0-0	0	4.2	3	4	4	5	6	0	0	1	.176	0	1	0	0	0
3	Hardie, Jared	8.31	0-0	3	0	0	0-0	0	4.1	5	4	4	10	8	2	0	0	.294	4	2	0	0	0
28	Bents, Luke	9.00	0-0	1	0	0	0-0	0	1.0	1	1	1	0	0	1	0	0	.333	0	0	0	1	0
40	Arlington, Mason	12.00	0-0	2	0	0	0-0	0	3.0	4	5	4	2	3	2	0	1	.286	2	0	0	0	0
21	Woodward, AJ	13.06	0-1	3	2	0	0-0	0	10.1	18	19	15	3	8	2	1	3	.367	1	5	0	1	2
27	Fleck, Emerson	17.36	0-1	4	0	0	0-0	0	4.2	5	9	9	6	4	1	0	0	.278	2	4	0	0	0
16	Laugen, Tyson	37.80	0-0	3	0	0	0-0	0	1.2	6	7	7	5	3	2	0	2	.545	0	0	0	0	0
<b>Totals</b>		<b>5.72</b>	<b>26-14</b>	<b>143</b>	<b>40</b>	<b>0</b>	<b>0</b>	<b>11</b>	<b>337.0</b>	<b>384</b>	<b>242</b>	<b>214</b>	<b>143</b>	<b>243</b>	<b>70</b>	<b>2</b>	<b>41</b>	<b>.287</b>	<b>31</b>	<b>51</b>	<b>2</b>	<b>13</b>	<b>15</b>
<b>Opponents</b>		<b>7.90</b>	<b>14-26</b>	<b>142</b>	<b>40</b>	<b>1</b>	<b>1</b>	<b>3</b>	<b>337.1</b>	<b>402</b>	<b>353</b>	<b>296</b>	<b>194</b>	<b>249</b>	<b>64</b>	<b>12</b>	<b>50</b>	<b>.296</b>	<b>26</b>	<b>85</b>	<b>5</b>	<b>24</b>	<b>22</b>

**PB:** Team (6), Totals (6), Davis (3), Komoda (3), Opp (23) **Pickoffs:** Team (10), Mahler 3, Disch 2, Huntsman 2, Blair 1, Boehm 1, Kurano 1, Totals , Opp (7) **SBA/ATT:** Totals (84-96), Komoda (15-20), Hattenburg (11-12), Garcia (10-10), Davis (6-6), Fleck (6-6), Huntsman (5-7),

Employee Benefits

When  
people  
come first,  
more is  
possible

As your new generation benefits partner, we exist to help you support and protect your people with innovative, equitable, and sustainable benefits solutions that fit your culture and your goals.



**Alliant**  
EMPLOYEE BENEFITS



**BSN SPORTS™**

**OFFICIAL UNIFORM  
SUPPLIER OF  
THE PIRATES**

**BSNsports.com**