

Westminster Football

RECORD BOOK
THROUGH THE 2017 SEASON





THROUGH THE YEARS

FOOTBALL RECORD BOOK

1890s

1891 0-1
 1892 3-1
 1893 2-2
 1894 1-3-1
 1895 4-1
 1896 3-3-1
 1897 1-7-2
 1898 2-8-1
 1899 7-2

23-28-5
 (.450)

National Playoffs

1970
 1971
 1976
 1977
 1981
 1982
 1983
 1987
 1988
 1989
 1990
 1991
 1992
 1993
 1994
 1996
 1997

1900s

1900 2-5
 1901 2-4-2
 1902 3-4-4
 1903 3-5-1
 1904 4-3-2
 1905 9-2
 1906 6-2
 1907 7-2-1
 1908 8-2
 1909 4-6

48-35-10
 (.570)

National Champions

1970
 1976
 1977
 1988
 1989
 1994

1910s

1910 6-2
 1911 2-4-1
 1912 3-6
 1913 6-1-1
 1914 5-3
 1915 2-5
 1916 2-5-1
 1917 2-7
 1918 3-2
 1919 2-3-2

33-38-5
 (.467)

Undefeated Seasons

1953 1955
 1956 1964
 1970 1971
 1977 1981
 1988 1989
 1992

1920s

1920 0-6-2
 1921 1-6-2
 1922 0-8-1
 1923 1-7
 1924 4-4
 1925 2-6
 1926 1-4-1
 1927 2-3-2
 1928 4-5
 1929 3-4

18-53-8
 (.278)

1930s

1930 4-5
 1931 3-6
 1932 4-6
 1933 2-6
 1934 3-6-1
 1935 2-5
 1936 2-4-1
 1937 1-4-2
 1938 1-4-3
 1939 3-5


25-51-7
 (.343)

1940s

1940 2-6
 1941 5-3
 1942 4-4-1
 1943 DNP
 1944 DNP
 1945 DNP
 1946 3-1-4
 1947 1-7
 1948 3-4-1
 1949 2-5-2

19-30-8
 (.404)

Photos: On the left, Frank Antuono hoists the 1988 NAIA national championship trophy. On the right, Joe Fusco holds his fourth NAIA national title trophy as head coach in 1989.



6 National Titles - 9 National Title Game Appearances
58% All-Time Win Percentage



1950s	1960s	1970s	1980s	1990s	2000s
1950 2-6-1	1960 5-3	1970 10-0	1980 5-3	1990 11-2	2000 8-2
1951 5-4	1961 6-2	1971 8-1-1	1981 10-1	1991 7-3	2001 4-5
1952 6-2	1962 6-2	1972 7-1	1982 9-2	1992 10-1	2002 6-4
1953 8-0	1963 5-2-1	1973 7-1	1983 9-2	1993 10-3	2003 5-5
1954 6-1	1964 8-0	1974 7-2	1984 5-2-1	1994 12-2	2004 5-5
1955 6-0-1	1965 5-3	1975 6-1-1	1985 5-4	1995 4-3-2	2005 4-6
1956 8-0	1966 6-2-1	1976 10-1	1986 6-3	1996 9-3	2006 2-8
1957 4-4	1967 6-2	1977 11-0	1987 9-2	1997 9-2	2007 5-5
1958 6-1-1	1968 6-2	1978 6-2-1	1988 14-0	1998 3-8*	2008 5-5
1959 6-2	1969 6-2	1979 4-5	1989 13-0	1999 3-8*	2009 4-6
57-20-3 (.731)	59-20-2 (.741)	76-14-3 (.833)	85-19-1 (.814)	78-35-2 (.687)	48-51 (.484)
		NAIA Division II National Champions 1970, '76, '77	NAIA Division II National Champions 1988, '89	NAIA Division II National Champions 1994	2010s 2010 2-8 2011 5-5 2012 3-6 2013 4-6 2014 4-6 2015 9-2 2016 8-3 2017 7-3 (42-39) (.519) ECAC James Lynch Bowl Champions 2015, 2016
		NAIA Division II Runner-Up 1971	NAIA Division II Semifinals 1981, '82, '83	NAIA Division II Runner-Up 1990, '93	
		NAIA Division II Quarterfinals 1987	NAIA Division II Quarterfinals 1992, '96	NAIA Division II Opening Round 1991, '97	
				*-NCAA Div. II member	

33 Playoff Wins - 19 Playoff Appearances - 43 All-Americans
11 Undefeated Regular Seasons - 612 Wins in Team History

WESTMINSTER NATIONAL CHAMPIONS

FOOTBALL RECORD BOOK

Westminster has won an unprecedented six NAIA National Championships in football during its glorious history. Here is a look back at each of those championship games:

Westminster..... 21
Anderson..... 16
Dec. 5, 1970 – New Castle, PA

At a cold Taggart Stadium in New Castle in front of 5,000 people, Westminster battled Anderson College from Indiana in the inaugural NAIA Division II National Championship game. The Titans scored first for a 7-0 lead after one quarter, and looked to be in control with two second-quarter scores and a 21-0 halftime lead. But the Ravens did not surrender. Anderson scored twice in the final quarter, but the Titan defense held fast. Quarterback Dave Bierbach was voted the game's outstanding back, as he passed for two scores. The squad closed the season undefeated for coach Harold Burry.

Westminster..... 20
Redlands 13
Dec. 4, 1976 – Redlands, CA



After defeating top-ranked Texas Lutheran 31-0 in a national semifinal the previous weekend, the 9-1 Titans faced Redlands (10-1). The Titans scored first off a Jan Budai pass to Dave Hasson for a 7-0 lead. A pair of Redlands field goals left the Titans with a 7-6 lead at the half. Westminster scored first in the second half, but tension mounted after Redlands tied the game at 13-13. In the fourth Westminster would prevail after Budai scored on a three-yard rush to give the squad a 20-13 lead. As the clock ran out, the Titans were named national champions for the first time under coach Joe Fusco.

Westminster..... 17
California Lutheran..... 9
Dec. 3, 1977 – Thousand Oaks, CA

Crowned with the Lambert Bowl trophy as the top small college football team in the East two days earlier, the Titans took to the field to battle powerhouse California Lutheran. Down 9-0 and without quarterback Steve Kraus, who had left the game in the third, Westminster rallied with 17 unanswered points for their second straight national crown. Titan reserve Frank Rondinelli hit Bill Stiger with a 59-yard touchdown pass in the third quarter to cut into the lead. Walt Siemenski added a field goal in the fourth to give the Titans their first lead at 10-9. Rondinelli, named Offensive Player of the Game, then raced 36 yards for the final score after a fourth-down gamble by the Kingsmen failed to convert. All-American Frank Emanuele was named Outstanding Defensive Player of the Game.

Westminster..... 21
Wisconsin-LaCrosse 14
Dec. 17, 1988 – New Wilmington, PA

With seven seconds remaining in a 14-14 tie, the unexpected became a reality. Shocking all in attendance, Dave Foley caught a 33-yard over-the-shoulder pass from QB Joe Micchia for the miracle win. Micchia, despite nursing the flu, was voted Offensive MVP. With 21 seconds remaining in the first half, Micchia threw a 17-yard TD pass to Foley to tie the game at 7-all. When the Indians acquired a 14-7 lead, the Titans rebounded to score on a 63-yard drive to tie the game with 5:11 left. The last-minute heroics of Foley and Micchia negated what appeared to be a dual championship for the two squads. Attendees of the Miracle on Ice saw the Titans win their fourth national championship.




Dave Foley makes "The Catch" in 1988.

Westminster..... 51
Wisconsin-LaCrosse 30
Dec. 16, 1989 – Canton, OH

On a snow-covered and frigid Fawcett Field with a minus-16 degree wind chill, the 12-0 Titans traveled to defend the national title in the shadows of the Pro Football Hall of Fame. The squad was led by Kodak All-American quarterback Joe Micchia, the game's Offensive MVP. With strained ligaments in his right thumb, Micchia used the shotgun offense for the first time. Wisconsin-LaCrosse took a 14-0 lead early and a 17-14 halftime advantage. In the second half, the Titans scored first for a 20-17 lead and never looked back. Defensive MVP Louis Berry posted two fumble recoveries, setting up two of four second-half touchdowns for Micchia, who completed 18-of-33 passes. With little time remaining, Berry intercepted a two-point conversion pass, returning it 100 yards to add the final two points.

Westminster..... 27
Pacific Lutheran 7
Dec. 17, 1994 – Portland, OR


In a rematch of the 1993 NAIA Division II National Championship (won 50-20 by PLU), the Titans avenged the loss by routing the Lutes 27-7 to win an unprecedented sixth NAIA national title. Across the country in Portland, Ore., a crowd of 4,357 saw the Titans build a 14-7 lead heading into halftime. First-half play included two touchdowns by junior Tim McNeil, the game's Most Valuable Offensive Player. The Lutes were held scoreless until 1:10 remained, when they scored their only touchdown of the game. Second-half play included two interceptions, both leading to Titan touchdowns, including NAIA All-American Andy Blatt's seven-yard rush up the right side to seal the victory.




Players celebrate Westminster's most recent NAIA national championship in 1994.



Titans in the College Football Hall of Fame



Harold Davis



Larry Pugh

The Westminister College football program has more inductees into the College Football Hall of Fame in South Bend, Ind., than any other small college in the nation. They include the following:

Joe Micchia, Class of 2013 - A two-time All-American quarterback, Micchia was 31-0 as a starter and led Westminister to back-to-back undefeated seasons en route to consecutive NAIA Division II national championships (1988, 1989).

Harold Davis, Class of 2004 -- Davis was a standout quarterback for the Titans from 1953-56, and during that span became the first and only three-time First Team All-American in Titan football history (1954-56).

Joe Fusco, Class of 2001 -- Fusco coached the Titans to four NAIA Division II National Championships (1976, '77, '88, '89) and a 154-34-3 record from 1972-90. During his 19 years as head coach, Fusco mentored 27 All-Americans and was a seven-time district coach of the year and the 1988 and 1989 National Coach of the Year.

Larry Pugh, Class of 1998 -- Pugh was a first-team All-American offensive guard and linebacker for the Titans in 1962 and 1964, the latter year Westminister posted a record of 8-0.

Harold Burry, Class of 1996 -- Burry was a member of the inaugural divisional class for non-NCAA Division I schools in 1996. Burry coached from 1952-71 while posting a record of 127-31-5 including the 1970 NAIA Division II National Championship and five other undefeated teams.



Westminister Football All-Americans

NAIA All-Americans

First Team

Harold Davis - QB-DB - 1954, '55, '56
 Bill White - RB-DB - 1956
 Larry Pugh - OG-DT - 1962, '64
 Bob Scarazzo - LB - 1967
 Bob Matthews - LB - 1970
 Fred Blackhurst - OG - 1971
 Robin Pontius - DB - 1973
 Mark King - LB - 1975
 Frank Emanuele - LB - 1976, '77
 Mark Humphrey - OG - 1976, '77
 Paul O'Neil - OT - 1977
 Mark Claire - DT - 1977, '78
 Don Brouger - DT - 1980
 Mike Silianoff - OT - 1981
 Gary DeGruttola - LB - 1981, '82
 Scott Higgins - DB - 1982, '83
 Sam Greenwood - DB - 1985
 Joe Keaney - LB - 1986
 Kevin Gribbin - DB - 1987
 Dave Blazer - DT - 1988
 Kevin Myers - LB - 1988
 Brad Tokar - RB - 1988, '90
 Joe Micchia - QB - 1989
 Kevin Blazer - DT - 1990
 Brian DeLorenzo - DE - 1991

Matt Raich - LB - 1992
 Aldridge Jones - DB - 1992, '93
 Andy Blatt - RB - 1994
 Brian Germanoski - DT - 1994
 Craig Mills - LB - 1995, '96
 Nick Roberts - DB - 1997

Second Team

Ed Goettle - DB - 1976
 Steve Kraus - QB - 1978
 Gary Devlin - LB - 1979
 Mark Lamonde - C - 1982
 Dan Boes - LB - 1983
 Lamont Boykins - WR - 1983
 Paul Steinke - DT - 1984
 Frank Antuono - OG - 1988
 Joe Micchia - QB - 1988
 Brad Tokar - RB - 1989
 Brian DeLorenzo - DE - 1990
 Matt Raich - LB - 1991
 Brian Wilson - C - 1992, '93
 Craig Mills - LB - 1994
 Nate Armstrong - OT - 1995
 Andy Blatt - RB - 1996
 Joe Blasko - TE - 1997

Kodak All-Americans

Robin Pontius - DB - 1973
 Gary DeGruttola - LB - 1982
 Scott Higgins - DB - 1983
 Joe Keaney - LB - 1986
 Kevin Myers - LB - 1988
 Joe Micchia - QB - 1989
 Brad Tokar - RB - 1990
 Brian DeLorenzo - DE - 1991
 Matt Raich - LB - 1992

AP Little All-Americans

Bill White - RB-DB - 1956 (2nd team)
 Fred Blackhurst - OG - 1971

Academic All-Americans

Gerald Nebel - DE - 1971
 Bob Clark - G - 1973
 Paul Rice - OT - 1977
 Scott McLuckey - LB - 1977
 Kyle Hetrick - RB - 1992
 Brian Wilson - C - 1993
 Brian Mihok - DT - 1997
 Jim Chaney - OT - 2003

WESTMINSTER COLLEGE FOOTBALL OFFENSIVE CAREER RECORDS

Passing Yardage

Player	Att.	Comp.	Pct.	Yds.	TD
1. Kevin Franz (2006-09)	1165	740	63.5	7483	49
2. Paul Columbo (2014-17)	902	508	56.3	6758	60
3. James Graham (1997-2000)	837	488	58.3	5826	37
4. Sean O'Shea (1991-94)	609	359	58.9	4952	40
5. Joe Micchia (1987-89)	600	304	50.7	4619	68
6. Todd Huda (1994-97)	617	312	50.6	4074	28
7. Shawn Lehocky (2008-11)	699	364	52.0	3984	32
8. Dak Britt (2013-14)	553	291	52.6	3719	22
9. Smitty Cornell (1963-66)	505	291	57.6	3560	36
10. Rich Edder (1980-83)	426	246	57.7	3281	28
11. Steve Kraus (1975-78)	431	217	50.3	2910	30
12. Gene McNamara (1969-72)	429	190	44.3	2859	33



Kevin Franz

Passing Touchdowns


Player	TD
1. Joe Micchia (1987-89)	68
2. Paul Columbo (2014-17)	60
3. Kevin Franz (2006-08)	49
4. David Bierbach (1967-70)	42
5. Sean O'Shea (1991-94)	40
6. James Graham (1997-2000)	37
7. Smitty Cornell (1963-66)	36
8. Gene McNamara (1969-72)	33
9. Shawn Lehocky (2008-11)	32

Receptions

Player	Rec.	Yds.	Avg.	TD
1. Collin Wallace (2010-13)	150	2,238	14.92	10
2. Brett Ziegler (2004-07)	142	1669	11.75	17
3. Matt Dvorsak (1995-99)	140	2061	14.72	12
4. Geno Pasquinelli (2009-12)	139	1521	10.94	19
5. Jon Gubish (2006-09)	135	1461	10.74	9
6. Chad Rosatelli (2006-09)	134	1522	11.35	16
7. Tim McNeil (1992-95)	129	1849	14.33	15
8. Brian Ekis (2002-04)	125	1993	15.94	13
9. Lamont Boykins (1980-83)	115	1918	16.68	15
10. Chris Osborne (1988-91)	110	1643	14.94	21
11. Brian Lipiello (1997-2001)	108	1634	15.13	20
12. Dave Foley (1987-90)	105	1865	17.76	29

Receiving Touchdowns

Player	TD
1. Dave Foley (1987-90)	29
2. Chris Osborne (1988-91)	21
3. Brian Lipiello (1997-2001)	20
4. Geno Pasquinelli (2009-12)	19
5. Roger Price (1969-71)	19
6. Brett Ziegler (2004-07)	17



Brad Tokar

Rushing Yardage

Player	Att.	Yds.	Avg.	TD
1. Brad Tokar (1987-90)	989	5269	5.33	45
2. Scott Froelich (2001-04)	1014	4903	4.84	37
3. Andy Blatt (1992-96)	811	4627	5.71	56
4. Dominique McKinley (2014-17)	692	3367	4.87	22
5. Denny Flora (1995-98)	694	3283	4.73	33
6. Nick McKolosky (2006-09)	767	2891	3.77	26
7. Joe Veres (1968-71)	464	2063	4.45	23
8. Joe DeGruttola (1985-88)	458	1880	4.10	12
9. Kyle Hetrick (1989-92)	356	1846	5.19	22
10. Paul Columbo (2014-17)	400	1844	4.61	17
11. Matt Cruny (1988-91)	322	1819	5.65	18
12. Steve Ferringer (1978-81)	458	1679	3.67	12

Receiving Yards

Player	Rec.	Yds.	Avg.	TD
1. Collin Wallace (2010-13)	150	2238	14.92	10
2. Matt Dvorsak (1995-99)	140	2061	14.72	12
3. Brian Ekis (2002-04)	125	1993	15.94	13
4. Lamont Boykins (1980-83)	115	1918	16.68	15
5. Dave Foley (1987-90)	105	1865	17.76	29
6. Tim McNeil (1992-95)	129	1849	14.33	15
7. Brett Ziegler (2004-07)	142	1669	11.75	17
8. Chris Osborne (1988-91)	110	1643	14.94	21
9. Brian Lipiello (1997-2001)	108	1634	15.13	20
10. Chad Rosatelli (2006-09)	134	1522	11.35	16
11. Geno Pasquinelli (2009-12)	139	1521	10.94	19
12. Jon Gubish (2006-09)	135	1461	10.74	9

Non-Passing Scoring

Player	TD	FG	XP2	XP1	Pts.
1. Andy Blatt (1992-96)	68	0	2	0	412
2. Brad Tokar (1987-90)	54	0	0	0	324
3. Scott Froelich (2001-04)	43	0	1	0	260
4. Justin Dahl (2013-16)	0	37	0	119	230
5. Rob Dancu (1988-91)	0	20	0	156	216
6. Denny Flora (1995-98)	34	0	0	0	204
7. Joe Veres (1968-71)	31	0	0	0	186
8. Ron Bauer (1978-82)	0	27	0	100	181
9. Willie Woods (1992-95)	0	19	0	124	181
10. Nick McKolosky (2006-09)	30	0	0	0	180
11. Dave Foley (1988-90)	29	0	0	0	174

Non-Passing Touchdowns

Player	Rush.	Rec.	Ret.	Tot.
1. Andy Blatt (1992-96)	56	12	0	68
2. Brad Tokar (1987-90)	45	9	0	54
3. Scott Froelich (2001-04)	37	6	0	43
4. Denny Flora (1995-98)	33	1	0	34
5. Joe Veres (1968-71)	23	7	1	31
6. Nick McKolosky (2006-09)	26	4	0	30
7. Dave Foley (1988-90)	0	29	0	29
8. Kyle Hetrick (1989-92)	22	2	0	24
9. Chris Osborne (1988-91)	0	21	0	21
10. Brian Lipiello (1997-2001)	1	20	0	21

OFFENSIVE SEASON RECORDS



Passing Yardage

Player	Yds.
1. James Graham (1999)	2433
2. Sean O'Shea (1994)	2401
3. Kevin Franz (2008)	2317
4. Paul Columbo (2014)	2197
5. Joe Micchia (1989)	2131
6. Kevin Franz (2006)	2090

Passing Completions

Player	No.
1. Kevin Franz (2008)	229
2. James Graham (1999)	218
3. Kevin Franz (2006)	208
4. Sean O'Shea (1994)	176
5. Kevin Franz (2007)	172

Passing Attempts

Player	No.
1. Kevin Franz (2008)	387
2. James Graham (1999)	368
3. Kevin Franz (2006)	315
4. Shawn Lehoccky (2010)	293
5. Paul Columbo (2014)	291
6. Sean O'Shea (1994)	286


Passing Touchdowns

Player	No.
1. Joe Micchia (1989)	32
2. Joe Micchia (1988)	28
3. Sean O'Shea (1994)	26
4. Paul Columbo (2014)	21
5. Gene McNamara (1971)	18
6. Two with	16


Yards Per Completion

Player	Avg.
1. Gene McNamara (1971)	18.9
2. Joe Micchia (1988)	15.1
3. Jan Budai (1976)	14.8
Brian Voytik (1985)	14.8
5. Two with	14.7

Non-Passing Scoring



Andy Blatt



Joe Micchia

Player	Pts.
1. Andy Blatt (1994)	170
2. Brad Tokar (1988)	126
3. Andy Blatt (1993)	116
4. Brad Tokar (1989)	108
5. Scott Froelich (2003)	102

Non-Passing Total Touchdowns

Player	TDs
1. Andy Blatt (1994)	28
2. Brad Tokar (1988)	21
3. Andy Blatt (1993)	19
5. Brad Tokar (1989)	18
6. Scott Froelich (2003)	17

Rushing Yardage

Player	Yds.
1. Andy Blatt (1994)	1982
2. Brad Tokar (1988)	1825
3. Scott Froelich (2003)	1486
4. Brad Tokar (1990)	1457
5. Brad Tokar (1989)	1440

Rushes

Player	No.
1. Andy Blatt (1994)	313
Brad Tokar (1988)	313
3. Scott Froelich (2002)	298
4. Brad Tokar (1990)	296
5. Scott Froelich (2003)	281

Rushing Touchdowns

Player	TDs
1. Andy Blatt (1994)	22
2. Brad Tokar (1988)	19
3. Andy Blatt (1993)	15
Scott Froelich (2003)	15
5. Three tied with	14

Yards Per Carry

Player	(min. 50 carries) Avg.
1. Andy Blatt (1994)	6.3
2. Brad Tokar (1988)	5.8
Andy Blatt (1996)	5.8
4. Five with	5.6

Receiving Yardage

Player	Yds.
1. Collin Wallace (2013)	1,076
2. Brian Ekis (2003)	927
3. Brian Lipiello (2001)	866
4. Tim McNeil (1994)	847
5. Dave Foley (1989)	726
6. Two tied with	702

Receptions


Player	No.
1. Collin Wallace (2013)	67
2. Jon Gubish (2008)	64
3. Tim McNeil (1994)	61
4. Brian Ekis (2003)	58
5. Brett Ziegler (2006)	55
Dan Detwiler (1999)	55

Receiving Touchdowns

Player	TDs
1. Dave Foley (1989)	13
2. Kevin Gribbin (1987)	11
Roger Price (1970)	11
4. Dave Foley (1988)	10
Brian Lipiello (2001)	10

Yards Per Catch

Player	Avg.
1. Roger Price (1971)	20.3
2. Dave Foley (1988)	20.1
3. Khurazze Williams (2014)	17.8
4. LaMont Boykins (1982)	17.5
5. Brian Lipiello (2001)	16.7
6. Three with	16.5




Dave Foley

DEFENSIVE RECORDS

All-Time Top Titan Defenders

Player	ST-AT	PBU	BK	Int.	FR	TD	Pts.
1. Matt Raich (1989-92)	396-243	16	2	7	9	3	1154
2. Craig Mills (1992-96)	411-160	26	0	8	8	0	1090
3. Dan Boes (1980-83)	334-113	21	0	15	4	1	906
4. Kevin Myers (1985-88)	295-155	25	0	5	6	0	839
5. Todd Fiedor (1987-90)	264-203	17	0	11	2	2	827
6. Brian DeLorenzo (1988-91)	261-170	37	3	1	3	0	794
7. Jeff Catanzarite (1987-90)	252-151	28	0	13	6	0	787
8. Kevin Blazer (1987-90)	253-212	18	0	0	6	0	778
9. Dan Shorts (1986-89)	266-174	16	3	1	4	1	775
10. Andy Barry (1993-96)	289-93	30	0	6	1	0	749

ST = Solo Tackle (2 pts.), AT = Assisted Tackle (1 pt.), PBU = Pass Breakup (2 pts.), BK = Blocked Kick/Punt (4 pts.), Int. = Interception (4 pts.), FR = Fumble Recovery (4 pts.), TD = Touchdown (5 pts.)



Matt Raich

Career Total Tackles

Player	TT
1. Matt Raich (1989-92)	639
2. Craig Mills (1993-96)	571
3. Todd Fiedor (1987-90)	467
4. Kevin Blazer (1987-90)	465
5. Kevin Myers (1985-88)	450

Career Solo Tackles


Player	ST
1. Craig Mills (1992-96)	411
2. Matt Raich (1989-92)	396
3. Dan Boes (1980-83)	334
4. Kevin Myers (1985-88)	295
5. Andy Barry (1993-96)	289

Career Sacks


Player	Sacks
1. Craig Villwock (1994-97)	31
2. Phil Park (1994-97)	29
3. CJ Armstrong (2014-17)	28.5
4. Erick Pabis (1999-2002)	21.5
5. Sean Christofferson (2010-13)	18.5
6. Andrew Robison (2005-08)	18
7. Joe Bianco (1999-2002)	17.5

Career Pass Breakups

Player	PBU
1. Scott Higgins (1980-83)	59
2. Aaron Stamp (1997-2000)	54
3. Lou Berry (1987-90)	47
Andre Borowicz (1986-89)	47
5. Eric Kifer (1994-96)	40



Craig Mills



Kevin Gribbin

Career Interceptions

Player	Ints.
1. Kevin Gribbin (1983-87)	35
2. Scott Higgins (1980-83)	31
3. Aaron Stamp (1997-2000)	21
4. Aldridge Jones (1990-93)	20
5. Todd Jeter (2014-17)	17
J.R. Miller (1979-82)	17

Career Fumble Recoveries

Player	FR
1. Matt Raich (1989-92)	9
2. Craig Mills (1992-96)	8
3. Four with	7

Total Tackles in a Season

Player	TT
1. Matt Raich (1992)	205
Kevin Myers (1988)	205
3. Matt Raich (1990)	186
4. Todd Fiedor (1989)	170
5. Matt Raich (1991)	164

Solo Tackles in a Season

Player	ST
1. Kevin Myers (1988)	134
2. Matt Raich (1992)	132
3. Craig Mills (1996)	115
4. Craig Gross (1993)	112
5. Dave Blazer (1988)	109

Sacks in a Season

Player	Sacks
1. Phil Park (1996)	13
2. Phil Park (1997)	10
Craig Villwock (1997)	10
Craig Villwock (1994)	10
5. Three with	9

Interceptions in a Season


Player	Ints.
1. Kevin Gribbin (1987)	17
2. Scott Higgins (1981)	12
3. J.R. Miller (1979)	8
Nick Roberts (1997)	8
5. Five with	7

Pass Breakups in a Season

Player	PBU
1. Eric Kifer (1996)	26
2. Andre Borowicz (1988)	23
Scott Higgins (1982)	23
4. Aaron Stamp (1998)	19
Scott Higgins (1983)	19

Fumble Recs. in a Season

Player	FR
1. Adam Hadbavny (2005)	5
Joe Bianco (1999)	5
Matt Raich (1992)	5
Rick Tony (1977)	5
5. Three with	4



Dan Boes

SPECIAL TEAMS RECORDS




PAT Kicks in a Season

Player	PAT
1. Rob Dancu (1989)	47
Willie Woods (1994)	47
3. Rob Dancu (1988)	44
4. Justin Dahl (2015)	39
5. Rob Dancu (1990)	38
6. John Cybak (2017)	37
7. Jon McCartney (2000)	34

Field Goals in a Season

Player	FG
1. Justin Dahl (2016)	15
2. Jon McCartney (2000)	11
3. Chris Castillo (2005)	10
4. Rob Dancu (1991), Zac Henry (2011)	9
5. Ron Bauer (1982)	8
Ron Bauer (1981)	8
Jon McCartney (1999)	8
Justin Dahl (2014)	8
Justin Dahl (2015)	8



Dusty Rhodes

Career Punt Return Yards

Player	Yards
1. Aldridge Jones (1990-93)	1465
2. Mark Aiken (1986-89)	1194
3. Russ Boston (1982-85)	1025
4. Tim McNeil (1992-95)	744
5. Bryson Paulinellie (2015-pres.)	705
6. Dave Hasson (1972-75)	604



Justin Dahl

Career Punt Return Average

Player	(min. 20) Avg.
1. Bryson Paulinellie (2015-pres.)	14.7
2. Doug Exline (1993-96)	13.2
3. Marlin Matthews (1967-70)	12.7
4. Aldridge Jones (1990-93)	12.2
5. Russ Boston (1982-85)	11.8
6. Mark Aiken (1986-89)	10.6

Career Kick Return Yards

Player	Yards
1. Mark Aiken (1986-89)	1944
2. John Ciavarra (1997-2000)	1649
3. Kyle Allen (2009-2012)	1444
4. Sean Buggy (2002-05)	1351
5. Doug Exline (1994-96)	1184
6. Aldridge Jones (1990-93)	1063

Career Kick Return Average


Player	(min. 15) Avg.
1. Jametrius Bentley (2014-17)	27.7
2. Mark Aiken (1986-89)	27.4
3. Aldridge Jones (1990-93)	26.6
4. John Bailey (1963-64)	26.4
5. Steve Ferringer (1978-80)	25.4
6. Doug Exline (1993-96)	23.6

Career Punting Average

Player	(min. 50) Avg.
1. Craig McNamara (1966-68)	38.3
2. Jon McCartney (1998-2001)	37.3
3. Joseph Salmen (2016-17)	37.1
4. Harry Evanoff (1975-76)	36.9
5. Roger Price (1969-71)	36.4
6. Andrew Clark (2008-11)	36.3
7. Scott Higgins (1980-83)	35.9

Punting Average in a Season

Player	(min. 25) Avg.
1. Dusty Rhodes (2007)	39.6
2. Andrew Clark (2011)	38.1
3. Jon McCartney (2001)	37.9
4. Roger Price (1969)	37.6
5. Roger Price (1971)	37.5
6. Joseph Salmen (2016)	37.4
7. Scott Higgins (1983)	37.2



Aldridge Jones

Kick Return Yards in a Season

Player	Yards
1. Mark Aiken (1987)	733
2. Aldridge Jones (1993)	591
3. John Ciavarra (1997)	545
4. Kyle Allen (2010)	544
Mark Aiken (1989)	544
6. Jon Gubish (2008)	522

Kick Return Avg. in a Season

Player	(min. 10) Avg.
1. Mark Aiken (1989)	30.2
2. John Bailey (1963)	30.0
3. Mark Aiken (1987)	29.3
4. Aldridge Jones (1993)	26.9
5. Steve Ferringer (1979)	26.8

Punt Return Yards in a Season

Player	Yards
1. Tim McNeil (1994)	458
2. Russ Boston (1985)	455
3. Aldridge Jones (1991)	438
4. Doug Exline (1996)	424
5. Russ Boston (1984)	420

Punt Return Avg. in a Season

Player	(min. 20) Avg.
1. Russ Boston (1984)	15.0
2. Aldridge Jones (1993)	14.9
3. Bryson Paulinellie (2016)	14.6
4. Aldridge Jones (1991)	13.3
Doug Exline (1996)	13.3
6. Russ Boston (1985)	12.3


TEAM LEADERS *SINCE 1961*

FOOTBALL RECORD BOOK

Rushing Leaders

(by net yards)

	Year	Att.	Yards	Avg.	TD
Norm Bemiss	1961	123	599	4.9	3
Wayne Swift	1962	149	627	4.2	3
Wayne Swift	1963	97	356	3.7	1
Gib Armstrong	1964	88	454	5.2	6
Robert Butkowski	1965	112	361	3.2	2
Paul Smargiasso	1966	80	271	3.4	7
Charles Kurz	1967	109	448	4.1	4
Robert Power	1968	95	336	3.5	2
Joe Veres	1969	109	546	5	5
Joe Veres	1970	123	463	3.8	4
Joe Veres	1971	225	1038	4.6	14
Scott Griffith	1972	146	453	3.1	6
Scott Griffith	1973	131	469	3.6	5
Gary Yeager	1974	88	301	3.4	4
Mike DeChellis	1975	95	480	5.1	5
Mike Szuba	1976	125	507	4.1	5
Regis Coyne	1977	122	446	3.7	3
Tom Jones	1978	129	541	4.2	5
John DeGruttola	1979	113	444	3.9	3
Steve Ferringer	1980	183	686	3.7	1
John DeGruttola	1981	182	863	4.5	5
Time Kaiser	1982	128	571	4.5	5
Time Kaiser	1983	108	396	3.6	4
Mike Pinchotti	1984	81	248	3.1	3
Mike Pinchotti	1985	69	320	4.6	1
Joe DeGruttola	1986	158	569	3.6	4
Brad Tokar	1987	123	547	4.4	2
Brad Tokar	1988	313	1825	5.8	19
Brad Tokar	1989	257	1440	5.6	14
Brad Tokar	1990	296	1457	4.9	10
Kyle Hetrick	1991	148	657	4.43	7
Kyle Hetrick	1992	161	894	5.55	13
Andy Blatt	1993	243	1274	5.24	15
Andy Blatt	1994	313	1982	6.3	22
Denny Flora	1995	164	763	4.7	6
Andy Blatt	1996	196	1129	5.8	13
Denny Flora	1997	225	1227	5.5	13
Denny Flora	1998	202	935	4.6	10
John Ciavarra	1999	127	414	3.3	2
John Ciavarra	2000	264	1013	3.8	10
Scott Froelich	2001	169	761	4.5	0
Scott Froelich	2002	298	1305	4.4	8
Scott Froelich	2003	281	1486	5.3	15
Scott Froelich	2004	266	1351	5.1	14
Sean Buggey	2005	212	878	4.1	5
Nick McKolosky	2006	88	318	3.6	2
Nick McKolosky	2007	238	978	4.1	5
Nick McKolosky	2008	242	851	3.5	10
Nick McKolosky	2009	199	744	3.7	9
John Proano	2010	121	530	4.4	2
John Proano	2011	120	364	3.0	4
Tyler Banks	2012	139	651	4.7	6
Dak Britt	2013	152	760	5.0	6
Dominique McKinley	2014	94	420	4.5	2
Dominique McKinley	2015	227	1262	5.6	7
Dominique McKinley	2016	215	923	4.3	7
Dominique McKinley	2017	156	762	4.9	6



James Graham

Passing Leaders

(by yards)

	Year	Att.	Comp.	Pct.	Int.	Yards	TD
Herb Ellis	1961	79	34	.430	8	473	3
Herb Ellis	1962	90	34	.377	8	430	5
Bill Walker	1963	62	22	.354	7	465	5
Smitty Cornell	1964	113	63	.558	6	906	15
Smitty Cornell	1965	138	78	.565	10	921	9
Smitty Cornell	1966	242	144	.595	12	1643	11
David Bierbach	1967	116	57	.491	7	592	14
Albert Greenaway	1968	96	37	.385	10	529	6
David Bierbach	1969	93	46	.495	5	389	4
David Bierbach	1970	147	73	.497	13	1073	16
Gene McNamara	1971	205	89	.434	17	1683	18
Gene McNamara	1972	168	78	.464	14	899	10
Steve Smith	1973	128	66	.516	7	949	7
Jan Budai	1974	136	58	.426	8	777	10
Jim Kyper	1975	102	51	.500	10	731	9
Jan Budai	1976	154	69	.448	11	1024	6
Steve Kraus	1977	172	88	.512	8	1191	13
Steve Kraus	1978	216	111	.514	12	1483	15
Rich Dalrymple	1979	154	54	.351	12	717	2
Jeff Souder	1980	50	33	.660	0	581	8
Rich Dalrymple	1981	216	105	.486	10	1403	11
Rich Edder	1982	174	96	.552	11	1293	12
Rich Edder	1983	249	148	.594	7	1959	16
Brian Voytik	1984	153	72	.470	6	1002	14
Brian Voytik	1985	208	101	.485	10	1493	14
Bill Atlee	1986	170	76	.447	8	1027	8
Curt Latshaw	1987	171	87	.509	10	1097	14
Joe Micchia	1988	276	136	.493	8	1999	28
Joe Micchia	1989	278	145	.522	9	2131	32
Dave Baker	1990	141	83	.589	5	1152	15
Jason Lener	1991	174	88	.506	5	1125	8
Sean O'Shea	1992	116	62	.534	3	891	3
Sean O'Shea	1993	200	118	.590	7	1634	11
Sean O'Shea	1994	286	176	.615	6	2401	26
Todd Huda	1995	156	72	.462	8	846	3
Todd Huda	1996	228	116	.509	5	1523	11
Todd Huda	1997	217	118	.544	10	1645	14
James Graham	1998	209	118	.565	12	1522	8
James Graham	1999	368	218	.592	18	2433	14
James Graham	2000	257	151	.588	6	1857	15
Matt Robison	2001	245	117	.478	10	1363	11
Matt Robison	2002	115	61	.530	5	857	4
Joe Getsy	2003	181	99	.547	8	1394	11
J.R. Barley	2004	169	83	.491	9	975	3
J.R. Barley	2005	170	97	.571	7	784	3
Kevin Franz	2006	315	208	.660	10	2090	12
Kevin Franz	2007	260	172	.662	9	1797	15
Kevin Franz	2008	387	229	.592	14	2317	13
Kevin Franz	2009	203	131	.645	11	1279	9
Shawn Lehocky	2010	293	155	.529	16	1726	14
Shawn Lehocky	2011	221	121	.548	7	1208	9
Dak Britt	2012	211	105	.498	8	1386	11
Dak Britt	2013	342	186	.544	11	2333	11
Paul Columbo	2014	291	160	.550	8	2197	21
Paul Columbo	2015	173	94	.543	11	1175	10
Paul Columbo	2016	235	130	.550	6	1620	14
Paul Columbo	2017	203	124	.611	7	1766	15



Denny Flora

TEAM LEADERS SINCE 1961




Receiving Leaders

(by receptions)

	Year	Rec.	Yards	Yds./Rec.	TD
Steve Pekich	1961	24	282	11.8	2
Wayne Swift	1962	13	268	20.6	5
Wayne Swift	1963	12	229	19.1	1
Gib Armstrong	1964	25	337	13.5	4
Gary Hughes	1965	33	363	11	4
Gary Hughes	1966	46	628	13.7	3
Charles Kurz	1967	23	204	8.9	5
William Samuels	1968	24	498	20.8	7
Joe Veres	1969	22	163	7.4	1
Mark Connolly	1970	23	325	14.1	3
Roger Price	1971	31	630	20.3	11
William Fitts	1972	23	334	14.5	5
Larry Bissell	1973	14	299	21.4	5
Dave J. Hasson		14	244	17.4	0
Russ McKnight	1974	15	176	11.7	2
Dave J. Hasson	1975	20	342	17.1	6
Dave K. Hasson	1976	23	430	18.7	7
John Wilkie		23	369	16.0	0
Dave K. Hasson	1977	23	331	14.4	3
Larry Breneman	1978	32	386	12.1	5
Dave Bailey	1979	16	202	12.6	2
Dave Boughton	1980	20	352	17.6	4
Dave Boughton	1981	30	446	14.9	3
Lamont Boykins	1982	39	683	17.5	3
Lamont Boykins	1983	44	669	15.2	6
John Landolfi	1984	26	351	13.5	5
John Landolfi	1985	28	450	16.1	4
Ron Lavelle	1986	31	410	13.2	4
Bill Walker	1987	30	333	11.1	4
Dave Foley	1988	35	702	20.1	10
Dave Foley	1989	44	726	16.5	13
Dave Foley	1990	26	437	16.8	6
Chris Osborne	1991	26	304	11.7	3
Matt Sofran	1992	28	477	17.0	4
Matt Sofran	1993	32	416	13.0	1
Tim McNeil	1994	61	847	13.9	9
Tim McNeil	1995	37	511	13.8	3
Tom Alexander	1996	34	339	10.0	2
Joe Blasko	1997	30	496	16.5	5
Matt Dvorsak	1998	39	638	16.4	4
Dan Detwiler	1999	55	702	12.8	8
Brian Lipiello	2001	52	866	16.7	10
Brian Lipiello	2000	49	687	14.0	9
Brian Ekis	2002	30	494	16.5	3
Brian Ekis	2003	58	927	16.0	7
Brian Ekis	2004	37	572	15.5	3
Brett Ziegler	2005	35	393	11.2	6
Brett Ziegler	2006	55	580	10.5	5
Brett Ziegler	2007	52	696	13.4	6
Jon Gubish	2008	64	635	9.9	1
Jon Gubish	2009	52	646	12.4	8
Geno Pasquinelli	2010	48	514	10.7	6
Geno Pasquinelli	2011	51	579	11.4	9
Collin Wallace	2012	29	424	14.6	2
Geno Pasquinelli	2012	29	349	12.0	3
Collin Wallace	2013	67	1,076	16.1	7
Khurazze Williams	2014	39	695	17.8	7
Jametrious Bentley	2015	28	353	12.61	2
Bryson Paulinellie	2016	32	447	13.97	3
Connor Cox	2017	24	338	14.08	3
Bryson Paulinellie	2017	24	306	12.75	3



Tim McNeil



Scott Froelich

Scoring Leaders

(by points)

	Year	[----Touchdowns----] Rush.-Rec.-Ret. Total	FG	PAT2	PAT1	Pts.
Jerry Ferguson	1961	6-0-0	6	0	0	36
Wayne Swift	1962	3-5-0	8	0	0	48
John Bailey	1963	3-3-2	8	0	0	48
Gib Armstrong	1964	6-4-0	10	0	0	63
Gary Hughes	1965	0-4-0	4	0	0	24
Paul Smargiasso	1966	7-1-0	8	0	0	48
Charles Kurz	1967	4-5-0	9	0	1	56
William Samuels	1968	0-7-0	7	0	0	42
Joe Veres	1969	5-1-0	6	0	0	36
John Ebersberger	1970	0-0-0	0	4	0	32
Joe Veres	1971	14-2-0	16	0	0	96
Scott Griffith	1972	6-3-0	9	0	1	56
Larry Bissell	1973	0-5-0	5	0	0	30
Scott Griffith		5-0-0	5	0	0	30
Steve Smith		5-0-0	5	0	0	30
Rick Voltz	1974	0-0-0	0	3	0	25
Dave J. Hasson	1975	0-6-1	7	0	0	42
Walt Sieminski	1976	0-0-0	0	7	0	26
Walt Sieminski	1977	0-0-0	0	8	0	32
Ron Bauer	1978	0-0-0	0	5	0	28
Ron Bauer	1979	0-0-0	0	6	0	12
Steve Dronsfield	1980	0-0-0	0	4	0	4
Ron Bauer	1981	0-0-0	0	8	0	30
Steve Ferringer		8-1-0	9	0	0	54
Ron Bauer	1982	0-0-0	0	8	0	30
Bill McConnell	1983	0-0-0	0	5	0	26
Bill McConnell	1984	0-0-0	0	6	0	20
Sean Doctor	1985	0-7-0	7	0	0	42
Jeff Wilson	1986	0-0-0	0	8	0	18
Kevin Gribbin	1987	0-11-0	11	0	0	66
Brad Tokar	1988	19-2-0	21	0	0	126
Brad Tokar	1989	14-4-0	18	0	0	108
Brad Tokar	1990	10-1-0	11	0	0	66
Rob Dancu	1991	0-0-0	0	9	0	27
Kyle Hetrick	1992	13-1-0	14	0	1	86
Andy Blatt	1993	15-4-0	19	0	1	116
Andy Blatt	1994	22-6-0	28	0	1	170
Denny Flora	1995	6-0-0	6	0	0	36
Kevin Wellendorf		6-0-0	6	0	0	36
Andy Blatt	1996	13-2-0	15	0	0	90
Denny Flora	1997	13-1-0	14	0	0	84
Denny Flora	1998	10-0-0	10	0	0	60
Dan Detwiler	1999	0-8-0	8	0	0	48
Jon McCartney	2000	0-0-0	0	11	0	34
Brian Lipiello	2001	0-10-0	10	0	0	60
Scott Froelich	2002	8-3-0	11	0	0	66
Scott Froelich	2003	15-2-0	17	0	0	102
Scott Froelich	2004	14-1-0	15	0	1	92
Chris Castillo	2005	0-0-0	0	10	0	44
Kevin Franz	2006	5-0-0	5	0	0	30
Brett Ziegler		0-5-0	5	0	0	30
Chad Rosatelli	2007	1-6-0	7	0	0	42
Nick McKolosky	2008	10-0-0	10	0	0	60
Nick McKolosky	2009	9-1-0	10	0	0	60
Geno Pasquinelli	2010	0-6-0	6	0	0	36
Geno Pasquinelli	2011	0-9-0	9	0	0	54
Tyler Banks	2012	7-0-0	7	0	0	42
Collin Wallace	2013	0-7-0	7	0	0	42
Justin Dahl	2014	0-0-0	0	8	0	30
Justin Dahl	2015	0-0-0	0	8	0	39
Justin Dahl	2016	0-0-0	0	15	0	33
John Cybak	2017	0-0-0	0	5	0	37

FOOTBALL RECORD BOOK

WV COACHING & GAME RECORDS

FOOTBALL RECORD BOOK

Head Coaching Records sorted by total wins

Coach	Years	W-L-T	Yrs.	Pct.
Joseph B. Fusco	1972-90	154-34-3	19	.814
Harold E. Burry	1952-71	127-31-5	20	.794
B. Eugene Nicholson	1991-98	64-25-2	8	.714
Jeff Hand	2005-2013	34-55-0	9	.382
Scott Benzel	2014-Present	28-14	4	.667
Jerry Schmitt	2000-04	28-21-0	5	.571
Grover C. Washabaugh	1937-42	16-26-6	6	.417
Mel Hetzler	1946-51	16-27-8	6	.392
Tinkham	1913-14+	11-4-1	2	.719
Lang	1905	9-2-0	1	.818
John Lawther	1931-1933	9-18-0	3	.334
Tuss McLaughry	1915-16, '18, '21++	8-18-3	4	.328
Ziegler	1899	7-2-0	1	.778
Park	1914-15++	7-8-0	2	.467
O.D. Hollenbebeck	1910	6-2-0	1	.750
McMahon	1906	6-2-0	1	.750
Gilbane	1934-35+++	5-11-1	2	.324
Hays	1904	4-3-2	1	.556
E. Dwight Dyer	1924	4-4-0	1	.500
Edmundsen	1902	3-4-4	1	.455
Wimberly	1919	2-3-2	1	.429
Gildersleeve	1911	2-4-1	1	.357
G. Roarke	1936	2-4-1	1	.357
DiMeele	1935+++	2-5-0	1	.286
Lambie	1917	2-7-0	1	.223
D.V. Beede	1926	1-4-1	1	.250
Stannard	1897	1-7-2	1	.200
Cart T. Brales	1923	1-7-0	1	.125
McQuiston	1922	0-8-1	1	.056
Unknown	see below	57-77-9	20	.430

Years coaches are unknown: 1891-96, 1898, 1900-01, 1903, 1907-09, 1912, 1920, 1925, 1927-1930

No football: 1943-45

Interim coaches Scott Renninger and Sean Kelly in 1999 (3-8)

+ Tinkham shared duties with Park in 1914;


++ Park shared duties with Tinkham in 1914 and McLaughry in 1915;

+++ DiMeele shared duties with Gilbane in 1935;


Years when coaching duties were shared both coaches get credit for records.

Team Game Highs

Rushes	66	vs. Saint Xavier (9/23/95)
Yards Rushing	460	vs. Saint Xavier (9/23/95)
Yards Per Rushing	11.0	vs. Bethany (10/20/12)
TD Rushes	6	at Thiel (10/14/00)
	6	vs. Saint Xavier (9/23/95)
Pass Attempts	57	vs. Bethany (10/18/08)
Pass Completions	39	vs. Thomas More (9/26/09)
Yards Passing	409	at Thomas More (11/8/03)
Yards Per Pass	15.7	at Saint Vincent (10/7/17)
	14.1	vs. Waynesburg (11/11/00)
TD Passes	4 (7 different times)	Most recent: vs. Grove City (10/14/17)
Total Plays	96	at Saginaw Valley (10/9/99)
Total Offense	620	at Thomas More (11/8/03)
Yards Per Play	9.29	vs. Grove City (10/14/17)
	8.70	at Saint Vincent (10/7/17)
Points	66	at Saint Vincent (10/7/17)
	56	at W. Va. Wesleyan (10/15/88)
	56	vs. Duquesne (10/15/83)
Sacks by	12	vs. Grove City (10/20/01)
First Downs	33	vs. Bethany (10/18/08)
	33	vs. Frostburg (10/25/75)
Penalties	18	vs Bethany (9/20/14)
	17	vs. W. Va. Wesleyan (10/5/85)
Penalty Yards	188	at Waynesburg (10/17/15)
176	vs. W. Va. Wesleyan (10/5/85)	
Turnovers	7	vs. Allegheny (9/11/04)
Interceptions by	7	at Geneva (10/30/82)



Harold Burry



Joe Fusco



1969 coaches: Harold Burry, Joe Fusco, Gene Nicholson, Harold Davis

Player Game Highs

Rushes	38	Dak Britt at Thiel (11/09/13)
	38	Scott Froelich vs. Wash. & Jeff. (10/4/03)
	38	Scott Froelich at Mansfield (9/21/02)
Yards Rushing	254	Scott Froelich vs. Hiram (9/18/04)
Yds. Rushing (QB)	245	Dak Britt at Thiel (11/09/13)
TD Rushes	4	Dak Britt at Thiel (11/09/13)
	4	Scott Froelich vs. Hiram (9/18/04)
	4	Scott Froelich vs. Grove City (10/25/03)
	4	John Ciavarra at Thiel (10/14/00)
Long Rush	96	Paul Columbo vs Grove City (11/8/14)
Long Rush (QB)	96	Paul Columbo vs Grove City (11/8/14)
Pass Attempts	56	James Graham at Saginaw Valley (10/9/99)
Completions	37	Kevin Franz vs. Thomas More (9/26/09)
Yards Passing	364	James Graham at Saginaw Valley (10/9/99)
TD Passes	5	Sean O'Shea vs. Tiffin (12/3/94)
	5	Joe Micchia at W.Va. Wesleyan (10/15/88)
	5	Jeff Souder at Geneva (11/1/80)
Long Pass	88	Paul Columbo at W&J (10/21/17)
	84	Dak Britt vs. Waynesburg (11/02/13)
Receptions	14	Jon Gubish vs. Waynesburg (10/10/09)
Yards Receiving	221	Brian Ekis at Thomas More (11/8/03)
TD Receptions	4	Brian Lipiello at Gannon (10/27/01)
Long Reception	88	Jametrius Bentley at W&J (10/21/17)
	84	Collin Wallace vs. Waynesburg (11/02/13)
Field Goals	5	Rob Dancu at Findlay (9/21/91)
Long Field Goal	47	John Cybak at W&J (10/21/17)
	47	Chris Castillo at Bethany (10/15/05)
Punts	12	Dusty Rhodes at Wash. & Jeff. (10/9/04)
Punting Avg	49.1	Jon McCartney at Mercyhurst (10/16/90)
Long Punt	78	Mark Aiken vs. Ashland (11/12/88)
Long Punt Return	86	T. Sifontes-Lavine vs. Waynesburg (11/02/13)
Long Kick Return	100	Sean Buggie vs. Wash. & Jeff. (10/8/05)
Interceptions	3	Don Augustine vs. Bethany (10/7/00)
	3	Nick Roberts at Walsh (11/8/97)
	3	Kevin Gribbin vs. Clarion (11/14/87)



Westminster's All-Time All-PAC Selections

Westminster joined the Presidents' Athletic Conference for the 2000 season and became eligible for the league title and all-conference awards in 2002. The following is a list of Westminster's all-conference award recipients since joining the PAC:

2017

FIRST TEAM

CJ Armstrong, Sr., DL
Jametrius Bentley, Sr., All-Purpose

Todd Jeter, Sr., DB
(PAC Defensive MVP)

Miguel Luis, Jr., LB

Colin Reese, Sr., OL

SECOND TEAM

Blake Gamble, Sr., OL

Bobby Noble, Sr., DL

HONORABLE MENTION

Tyler Beatrice, Sr., DL

Paul Columbo, Sr., QB

Connor Cox, So., WR

John Cybak, Fr., K

Dylan Goff, Sr., HB/TE

Kimu Kim, Sr., All-Purpose

Bill Madeja, Jr., LB

Dominique McKinley, Sr., RB

Bryson Paulinellie, Jr., WR

Joseph Salmen, Sr., P

SPORTSMANSHIP TEAM

Bryson Paulinellie, Jr., WR

2016

FIRST TEAM

CJ Armstrong, Jr., LB

Jametrius Bentley, Jr., All-Purpose

Todd Jeter, Jr., DB

Bryn Kaufman, Sr., OL

Mac Quinn, Sr., LB

SECOND TEAM

Dominique McKinley, Jr., RB

Bobby Noble, Sr., DL

Gator Phillips, Sr., DB

HONORABLE MENTION

Justin Dahl, Sr., K

Miguel Luis, So., LB

Bryson Paulinellie, So., WR

Colin Reese, Jr., OL

Joe Salmen, Jr., P

2015

FIRST TEAM

Richard Ellebie, Sr., DL

Todd Jeter, DB, So.

Mac Quinn, LB, Jr.

SECOND TEAM

Jametrius Bentley, So., All-Purpose

Nick Fiorentino, Sr., OL

HONORABLE MENTION

CJ Armstrong, So., LB

Darrin Donikowski, Sr., DL

Dylan Hogue, Sr., OL

Bryn Kaufman, Jr., OL

Dominique McKinley, So., RB

Gator Phillips, Jr., DB

Jacob Schnellbach, Sr., P

Wayne Seamans, Jr., DB

2014

FIRST TEAM

Justin Dahl, So., K

Richard Ellebie, Sr., DL

SECOND TEAM

Todd Jeter, Fr., DB

HONORABLE MENTION

CJ Armstrong LB, Fr.

Paul Columbo, QB, Fr.

Nick Fiorentino, OL, Jr.

Jared Heck, Sr., DB

Dylan Hogue, OL, Jr.

Dominique McKinley, RB, Fr.

Justin Shaw, Jr., LB

Khurazze Williams, WR, Fr.

2013

FIRST TEAM

Sean Christofferson, Sr., DL

SECOND TEAM

Mike Blair, Sr., OL

Jake Schnellbach, So., P

Taran Sifontes-Lavine, So., RET

Collin Wallace, Sr., WR

David Wright, Sr., TE

HONORABLE MENTION

Josh Beistel, Sr., DB

Dak Britt, Sr., QB

Rich Ellebie, Jr., DL

Nick Fiorentino, So., OL

Nate Moot, Sr., LB

2012

FIRST TEAM

Kyle Allen, Sr., DB

SECOND TEAM

Marco Canello, Sr. OL

Sean Christofferson, Jr., DL

Derrick Orloski, Sr., LB

Geno Pasquinelli, Sr., WR

HONORABLE MENTION

Kyle Allen, Sr., RET

Zach Baker, Fr., K

Tyler Banks, Jr., RB

Logan Belinda, Sr., TE/HB

Dak Britt, Jr., QB

Dan Graham, Jr., OL

Nate Moot, Jr., LB

Collin Wallace, Jr., WR

2011

FIRST TEAM

Zac Henry, So., K

Geno Pasquinelli, Jr., WR

SECOND TEAM

Kyle Allen, Jr., DB

Andrew Clark, Sr., P

Adam Fueller, Sr., OL

Alex Kernicky, Jr., LB

Aaron Nauer, Jr., DL

HONORABLE MENTION

Kyle Allen, Jr., RET

Ryan Brucker, Sr., DL

Ryan Budziszewski, Sr., DL

Sean Christofferson, So., DL

Shawn Lehoccky, Sr., QB

Korttezz Martin, Fr., DB

Nate Moot, So., LB

Derrick Orloski, Jr., LB

Jordan Rooney, Sr., DB

Collin Wallace, Jr., WR

David Wright, Jr., HB/TE

2010

SECOND TEAM

Kyle Allen, So., RET

Tom Geraghty, Sr., LB

Mike Kudelko, Sr., OL

Aaron Nauer, So., DL

Geno Pasquinelli, So., WR

HONORABLE MENTION

Kyle Allen, So., DB

Jim Bonenberger, Sr., HB/TE

Jake Brown, Sr., LB

Sean Christofferson, Fr., DL

Andrew Clark, Jr., P

Adam Fueller, Jr., OL

Shawn Lehoccky, Jr., QB

Cory Meeker, Sr., LB

Zack O'Brien, Sr., OL

Jordan Rooney, Jr., DB

Joe Ross, So., DB

Jesse Sylvester, Sr., DL

2009

FIRST TEAM

Gary Hutsler, Sr., TE

Nick McKolosky, Sr., RB

SECOND TEAM

Neil Falco, Sr., DL

Jon Gubish, Sr., WR

Mike Kudelko, Jr., OL

HONORABLE MENTION

Troy Baxendell, Sr., OL

Jake Brown, Jr., LB

Mario Camerota, Sr., DB

Andrew Clark, So., P

Kevin Franz, Sr., QB

Cory Meeker, Jr., LB

Jordan Rooney, So., RET

Jesse Sylvester, Jr., DL

Trevor Young, So., K

2008

SECOND TEAM

Jordan Blinn, Sr., LB

Gary Hutsler, Jr., TE

Andrew Robison, Sr., DL

HONORABLE MENTION

Mario Camerota, Jr., DB

Garret Frantz, So., OL

Kevin Franz, Jr., QB

Jon Gubish, Jr., WR

Matt Jaworski, Sr., DL

Mike Kudelko, So., OL

Nick McKolosky, Jr., RB

Chad Rosatelli, Jr., WR

Kiel Wolf, Sr., DB

2007

FIRST TEAM

Dusty Rhodes, Sr., P

Brett Ziegler, Sr., WR

SECOND TEAM

Jordan Blinn, Jr., LB

Andrew Robison, Jr., DL

Randy Sylvester, Sr., OL

HONORABLE MENTION

Bryan Borkovich, Sr., OL

Eric Brown, Sr., DB

Scott Brucker, Jr., DL

Mario Camerota, So., DB

Jason Discello, Sr., WR

Kevin Franz, So., QB

Matt Jaworski, Jr., DL

Josh Kutzner, Sr., TE/HB

Jacob Martinez, Jr., LB

Nick McKolosky, So., RB

Fred Romeo, So., K

Chad Rosatelli, So., All-Purpose

2006

SECOND TEAM

Dusty Rhodes, Jr., P

Josh Weese, Jr., DB

Brett Ziegler, Jr., WR

HONORABLE MENTION

Jordan Blinn, So., LB

Bryan Borkovich, Jr., OL

Jake Buzard, Sr., WR

Kevin Franz, Fr., QB

Matt Jaworski, So., DL

Fred Romeo, Fr., K

Randy Sylvester, Jr., OL

Jake Wilczynski, So., DB

2005

FIRST TEAM

Ryan Chmura, Sr., DL

B.A. Lambie, Sr., OL

SECOND TEAM

Bryan Borkovich, So., OL

Sean Buggiey, Sr., RB

Chris Castillo, Sr., K

Adam Hadbavny, Sr., DL

HONORABLE MENTION

J.R. Barley, Jr., QB

Jerry Bonenberger, Sr., LB

Matt Hanhold, Sr., DL

Dusty Rhodes, So., P

Reggie Williams, Sr., DB

Brett Ziegler, So., WR

2004

FIRST TEAM

Scott Froelich, Sr., RB

Phil Frye, Sr., OL

Don Waldron, Sr., DL

SECOND TEAM

Brian Ekis, 5th-Sr., WR

Mike Kohowski, Sr., DB

Dusty Rhodes, Fr., P

Tony Ventresco, Sr., DL

HONORABLE MENTION

Ryan Aleski, Sr., LB

Josh Bero, Jr., HB/TE

Bryan Borkovich, Fr., OL

Tom Kaminsky, Sr., LB

B.A. Lambie, Jr., OL

Justin Martinchek, Sr., DB

Joey Tissler, So., DB

2003

FIRST TEAM

Jerry Bonenberger, Jr., LB

Brian Ekis, Sr., WR

Scott Froelich, Jr., RB

(PAC Player of the Year)

Tom Froelich, So., DB

Glenn Silvidi, Sr., OL

Don Waldron, Jr., DL

SECOND TEAM

Jim Chaney, Sr., OL

Phil Frye, Jr., OL

HONORABLE MENTION

Ryan Aleski, Jr., LB

Clint DeLuca, Jr., DB

Aaron Detwiler, Sr., OL

Lou Fani, Sr., TE

Joe Getsy, Sr., QB

Tom Kaminsky, Jr., LB

Ryan Mitchell, Sr., RB

2002

FIRST TEAM

Brandon Apple, Sr., OL

Nevin Baker, Sr., TE

Joe Bianco, Sr., LB

Erick Pabis, Sr., DL

Glenn Silvidi, Jr., OL

Joe Stern, Sr., DB

OTHER AWARDS

Academic All-District by the College Sports Information Directors of America (CoSIDA)

To be nominated for the Academic All-District teams a student must be a starter or important reserve with at least a 3.3 cumulative GPA and have competed at his or her current institution for one year.

2016

FIRST TEAM

David Jamieson, Sr., DT

2013

FIRST TEAM

Dave Wright, Sr., TE

2012

FIRST TEAM

Mike Annarella, So., OL

2011

FIRST TEAM

Shawn Lehocky, Sr., QB

2008

SECOND TEAM

Nick McKolosky, Jr., RB

Jordan Belosh, Sr., WR

2007

SECOND TEAM

Nick McKolosky, So., RB

2005

FIRST TEAM

Adam Hadbavny, Sr., DL

Eastern College Athletic Conference (ECAC) Division III South Football All-Star Team

2017

FIRST TEAM

Todd Jeter, Sr., DB

SECOND TEAM

CJ Armstrong, Sr., LB

2016

FIRST TEAM

CJ Armstrong, Jr., LB

SECOND TEAM

Bryn Kaufman, Sr., OL

Mac Quinn, Sr., LB

Todd Jeter, Jr., DB

2015

FIRST TEAM

Mac Quinn, Jr., LB

SECOND TEAM

Todd Jeter, So., DB

PAC Academic Honor Roll

The PAC Academic Honor Roll recognizes student-athletes who have earned a grade-point average (GPA) of 3.6 or higher on a 4.0 scale during the semester of competition. Here's a look at Titan football players honored since 2001:

2017

Chase Collison
John Cybak
Dylan Macgill
Cameron Mika
Bobby Noble
Bryson Paulinellie
Max Ungerman

2016

Aaron Becker
Logan Blazeovich
Brendan Deluca
David Jamieson
Ian Miller
Michael Sanders
Jake Stoyer
Dante Todaro
Billy Trott

2015

Michael Frankowski
David Jamieson
Ryan Kohler
Bryson Paulinellie
Josh Wrightson

2014

Tyler Bommer
Justin Dahl
Richard Ellebie
Josh Huey
David Jamieson
Antonio Troese

2013

Kolby Addis
Corey Benedict
Michael Blair
Dak Britt
Colin Cunningham
Sean Gibbon
Dan Graham
Kory Gribbin
Brandon Heeter
Dylan Hogue
David Jamieson
Jarrett Koper
Shawn Kronenwetter
Frank Maira
Jonathan Rogers
William Shrock
Anthony Tilenni
Dan Yargo

2012

Sean Gibbon
Connor Kobis
Frank Maira
Ian Matson
Brian Miller
Rocky Radeff
Thomas Turnbull

2011

Michael Annarella
Andrew Clark
Nate Horgan
Connor Kobis
Shawn Lehocky
Derrick Orloski
Rocky Radeff
David Wright

2010

Logan Belinda
Ryan Breznik
Zack Galasso
Shawn Lehocky
Cory Meeker
Brandon Mosley
Cody Pepperday
Rocky Radeff
David Wright

2009

Connor Kobis
Shawn Lehocky
Rob Lupton
Joe Ross
David Wright
Trevor Young

2008

Jordan Belosh
Ryan Brucker
Jonny Demchak
Shawn Lehocky
Zach Reinhart
Fred Romeo
Jordan Zabo

2007

Jordan Belosh
Nick McKolosky
Dan Orrison
Zach Reinhart

2006

Brad Fetes
Tyler Kelley
Dan Orrison
Brandon Phillian

2004

Steve Carchedi
Justin Martinchek
Dan Orrison
Dave Sedlacko

2005

Jordan Belosh
Dan Orrison
Brandon Phillian

2003

Ryan Aleski
Jim Chaney
Clint DeLuca
Jason Makrinos
Steve Scott

2002

Ryan Aleski
Nevin Baker
Matt Cascio
Jim Chaney
Clint DeLuca
Steve Scott

2001

Nevin Baker
Jim Chaney
Justin Martinchek
Jon McCartney
Mark Muchoney
Steve Scott
Ricky Straw

D3football.com All-Americans

2017

THIRD TEAM

Todd Jeter, SR., CB

2005

SECOND TEAM

Ryan Chmura, Sr., DT

2004

HONORABLE MENTION

Tony Ventresco, Sr., DT



D3football.com All-South Region

2017

SECOND TEAM

CJ Armstrong, Sr., LB

Todd Jeter, Sr., CB

2016

THIRD TEAM

Todd Jeter, Jr., CB

2015

THIRD TEAM

Mac Quinn, Jr., LB

2005

FIRST TEAM

Ryan Chmura, Sr., DT

SECOND TEAM

B.A. Lambie, Sr., C



Todd Jeter

RECORDS VS. *OPPONENTS*

School	First Game	Last Game	W	L	T						
Adrian	1931	2006	5	0	0	Malone	1994	1997	3	0	1
Akron A.C.	1898	1898	0	1	0	Mansfield	1997	2003	3	1	0
Alfred (NY)	1922	1923	0	1	1	Marietta	1969	1972	3	1	0
Allegheny	1899	2009	28	27	5	Mercyhurst	1998	1999	0	2	0
Anderson (Ind.)	1970	1981	2	0	0	Michigan Tech	1999	1999	0	1	0
Ashland (Ohio)	1988	1999	2	2	0	Millersville	1977	1978	1	1	0
Austin (Texas)	1988	1988	1	0	0	Morehead State	2000	2000	0	1	0
Baldwin-Wallace	1921	1981	1	2	0	Morris Harvey	1935	1935	1	0	0
Bethany (W.Va.)	1909	2017	40	12	2	Mount Union	1906	1969	4	5	0
Bloomsburg	1973	1974	2	0	0	Muskingum	1902	1975	1	5	2
Bluffton (Ohio)	1955	1988	2	0	0	New Brighton	1904	1904	1	0	0
Buffalo, Univ. at	1903	1991	11	3	0	New Castle	1898	1898	0	1	0
Buffalo State	1988	1994	4	0	0	New Castle A.A.	1903	1903	1	0	0
Butler A.C.	1895	1895	1	0	0	New Castle YMCA	1896	1897	2	0	1
Butler Cubs	1942	1942	1	0	0	Northern Michigan	1998	1999	0	2	0
Butler Independents	1911	1911	1	0	0	Northwood	1990	1999	1	3	0
California Lutheran	1971	1977	1	1	0	Ohio Northern	1974	2005	1	2	1
California (Pa.)	1910	1987	5	5	1	Pacific Lutheran	1983	1994	1	2	0
Carnegie Mellon	1907	2017	19	16	1	Penn State	1914	1916	0	3	0
Campbellsville	1992	1993	2	0	0	Perryville A.C.	1911	1911	1	0	0
Canisius	1978	1982	3	1	0	Peru State (Neb.)	1990	1990	0	1	0
Carthage	1971	1971	0	0	1	Pittsburgh	1898	1934	1	14	1
Case Institute	1933	1933	1	0	0	Rayen	1898	1898	1	0	0
Case Western Reserve	2016	2017	0	2	0	Redlands	1976	1976	1	0	0
Central Washington	1989	1990	2	0	0	Rochester	1922	1922	0	1	0
Clarion	1980	1996	4	10	0	Saginaw Valley State	1998	1999	0	2	0
Clinch Valley	1996	1966	1	0	0	St. Ambrose	1997	1997	1	0	0
Concord (W.Va.)	1977	1977	1	0	0	St. Bonaventure	1913	1933	1	2	1
Concordia (Wis.)	1981	1981	0	1	0	St. Francis (Pa.)	1923	1928	2	2	0
C.W. Post	1978	1978	0	1	0	St. Francis (Ill.)	1998	1998	1	0	0
Defiance	1972	1972	1	0	0	St. Ignatius (Ohio)	1921	1921	1	0	0
Duquesne	1913	1983	5	7	0	St. John Fisher	2015	2015	1	0	0
Edinboro	1930	1980	12	2	0	Saint Vincent	1949	2017	14	3	0
Evangel	1988	1988	1	0	0	St. Xavier (Ill.)	1995	1997	2	0	0
Ferris State	1964	1964	1	0	0	Salem	1965	1966	2	0	0
Findlay	1983	1999	13	7	1	Slippery Rock	1902	1969	20	19	2
Fordham	1922	1934	0	3	0	Susquehanna	1969	1990	8	1	0
Franklin A.C.	1905	1905	1	0	0	Swissvale	1899	1899	1	0	0
Franklin (Ind.)	1986	1989	4	0	0	Tarleton	1989	1990	2	0	0
Frostburg State	1975	2007	9	3	1	Taylor	1973	1996	3	0	0
Friends (Kan.)	1992	1992	1	0	0	Texas Lutheran	1976	1976	1	0	0
Gannon	1999	2001	2	1	0	Thiel	1894	2015	45	21	8
Geneva	1891	2017	67	44	8	Thomas More	2002	2017	2	14	0
Georgetown (Ky.)	1987	1994	7	0	0	Tri-State	1996	1997	2	0	0
Georgetown (D.C.)	1921	1921	0	1	0	Trinity International	1996	1996	1	0	0
Gettysburg	1974	1975	2	0	0	Tiffin (Ohio)	1986	1997	13	0	0
Glenville State	1963	1968	6	0	0	Urbana	1994	1997	4	0	0
Grove City	1892	2017	54	36	8	Utica	2016	2016	1	0	0
Hardin-Simmons	1993	1993	1	0	0	Walsh	1996	2003	3	3	0
Heidelberg	1968	2009	4	2	0	Wash. & Jeff.	1894	2017	3	36	0
Hillsdale	1998	1999	1	1	0	Wash. & Lee	1972	1972	0	1	0
Hiram	1904	2016	15	3	1	Waynesburg	1910	2017	40	33	3
Indiana (Pa.)	1902	1983	12	6	2	Wayne State	1998	1999	1	1	0
Indianapolis	1998	1999	0	2	0	West Liberty State	1996	2001	3	1	0
John Carroll	1934	1971	2	1	0	West Middlesex	1903	1903	1	0	0
Juniata	1930	1979	13	12	2	West Virginia	1897	1940	1	12	0
Lambuth	1994	1994	1	0	0	W. Va. Wesleyan	1916	1991	8	4	0
Lindenwood	1995	1995	1	0	0	Western Reserve	1906	1906	1	0	0
Linfield	1982	1982	0	1	0	Wilmington (Ohio)	1982	1982	1	0	0
Lock Haven	1972	1973	2	0	0	Wisconsin-La Crosse	1988	1989	2	0	0
Lycoming	1972	2011	2	2	0	Wittenberg	2017	2017	0	1	0
						Youngstown State	1938	1940	0	3	0
						Youngstown YMCA	1895	1897	0	2	0

SEASON RESULTS



Year	W-L-T	PF	PA	Head Coach
1891	0-1-0	0	42	
1892	3-1-0	36#	54#	
1893	2-2-0	4#	30#	
1894	1-3-1	44	48	
1895	4-1-0	108	4	
1896	3-3-1	42	42	
1897	1-7-2	18	100	Stannard
1898	2-8-1	48	163	
1899	7-2-0	146	83	Ziegler
1900	2-5-0	24	52	
1901	2-4-2	0#	16#	
1902	3-4-4	99	94	Edmundsen
1903	3-5-1	130	81	
1904	4-3-2	202	59	Hays
1905	9-2-0	309	32	Lang
1906	6-2-0	151	41	McMahon
1907	7-2-1	85	42	
1908	8-2-0	164	46	
1909	4-6-0	74	57	
1910	6-2-0	45	39	O.D. Hollenbeck
1911	2-4-1	62#	59#	Gildersleeve
1912	3-6-0	74	111	
1913	6-1-1	108	33	Tinkham
1914	5-3-0	105	65	Tinkham and Park
1915	2-5-0	50	119	Park and Tuss McLaughry
1916	2-5-1	32	164	Tuss McLaughry
1917	2-7-0	31	149	Lambie
1918	3-2-0	41#	14#	Tuss McLaughry
1919	2-3-2	19	83	Wimberly
1920	0-6-2	12	181	
1921	1-6-2	48	212	Tuss McLaughry
1922	0-8-1	6	252	McQuiston
1923	1-7-0	33	159	Carl T. Brales
1924	4-4-0	100	84	E. Dwight Dyer
1925	2-6-0	14	120	
1926	1-4-1	54	128	D. V. Beede
1927	2-3-2	68	53	
1928	4-5-0	62	92	
1929	3-4-0	47	105	
1930	4-5-0	83	92	
1931	3-6-0	51	130	John Lawther
1932	4-6-0	71	89	John Lawther
1933	2-6-0	39	114	John Lawther
1934	3-6-1	50	157	Gilbane Brothers
1935	2-5-0	71	134	Gilbane and DiMeele
1936	2-4-1	59	129	G. Roarke
1937	1-4-2	63	83	Grover C. Washabaugh
1938	1-4-3	38	57	Grover C. Washabaugh
1939	3-5-0	52	105	Grover C. Washabaugh
1940	2-6-0	38	160	Grover C. Washabaugh
1941	5-3-0	80	65	Grover C. Washabaugh
1942	4-4-1	79	124	Grover C. Washabaugh
1943-45	..Football discontinued during World War II			
1946	3-1-4	45	39	Mel Hetzler
1947	1-7-0	48	140	Mel Hetzler
1948	3-4-1	66	92	Mel Hetzler
1949	2-5-2	77	149	Mel Hetzler
1950	2-6-1	79	141	Mel Hetzler
1951	5-4-0	166	132	Mel Hetzler
1952	6-2-0	168	114	Harold E. Burry
1953	8-0-0	143	33	Harold E. Burry
1954	6-1-0	189	33	Harold E. Burry
1955	6-0-1	183	40	Harold E. Burry
1956	8-0-0	344	51	Harold E. Burry
1957	4-4-0	98	127	Harold E. Burry
1958	6-1-1	159	53	Harold E. Burry
1959	6-2-0	119	51	Harold E. Burry
1960	5-3-0	135	96	Harold E. Burry
1961	6-2-0	137	76	Harold E. Burry
1962	6-2-0	100	83	Harold E. Burry
1963	5-2-1	133	103	Harold E. Burry
1964	8-0-0	249	45	Harold E. Burry
1965	5-3-0	121	100	Harold E. Burry
1966	6-2-1	182	76	Harold E. Burry
1967	6-2-0	200	135	Harold E. Burry
1968	6-2-0	183	126	Harold E. Burry
1969	6-2-0	190	71	Harold E. Burry
1970	10-0-0	284	62	Harold E. Burry
1971	8-1-1	298	119	Harold E. Burry
1972	7-1-0	172	89	Joseph B. Fusco
1973	7-1-0	170	65	Joseph B. Fusco
1974	7-2-0	206	124	Joseph B. Fusco
1975	6-1-1	210	57	Joseph B. Fusco
1976	10-1-0	247	66	Joseph B. Fusco
1977	11-0-0	288	63	Joseph B. Fusco
1978	6-2-1	231	118	Joseph B. Fusco
1979	4-5-0	116	90	Joseph B. Fusco
1980	5-3-0	126	143	Joseph B. Fusco
1981	10-1-0	254	96	Joseph B. Fusco
1982	9-2-0	267	115	Joseph B. Fusco
1983	9-2-0	277	99	Joseph B. Fusco
1984	5-2-1	195	79	Joseph B. Fusco
1985	5-4-0	214	130	Joseph B. Fusco
1986	6-3-0	178	113	Joseph B. Fusco
1987	9-2-0	281	200	Joseph B. Fusco
1988	14-0-0	437	147	Joseph B. Fusco
1989	13-0-0	440	160	Joseph B. Fusco
1990	11-2-0	351	112	Joseph B. Fusco
1991	7-3-0	248	94	B. Eugene Nicholson
1992	10-1-0	295	85	B. Eugene Nicholson
1993	10-3-0	268	162	B. Eugene Nicholson
1994	12-2-0	444	205	B. Eugene Nicholson
1995	4-3-2	163	105	B. Eugene Nicholson
1996	9-3-0	326	114	B. Eugene Nicholson
1997	9-2-0	323	190	B. Eugene Nicholson
1998	3-8-0	208	261	B. Eugene Nicholson
1999	3-8-0	209	237	Sean Kelly/Scott Renninger*
2000	8-2-0	285	152	Jerry Schmitt
2001	4-5-0	125	184	Jerry Schmitt
2002	6-4-0	200	205	Jerry Schmitt
2003	5-5-0	247	260	Jerry Schmitt
2004	5-5-0	166	227	Jerry Schmitt
2005	4-6-0	150	242	Jeff Hand
2006	2-8-0	175	298	Jeff Hand
2007	5-5-0	202	290	Jeff Hand
2008	5-5-0	219	319	Jeff Hand
2009	4-6-0	253	326	Jeff Hand
2010	2-8-0	204	285	Jeff Hand
2011	5-5	190	227	Jeff Hand
2012	3-6	195	199	Jeff Hand
2013	4-6	194	277	Jeff Hand
2014	4-6	260	261	Scott Benzel
2015	9-2	357	184	Scott Benzel
2016	8-3	348	183	Scott Benzel
2017	7-3	306	197	Scott Benzel

All-time record: 612-432-54 (.582)

* interim coaches

at least one game's PF and PA are missing for this season



GAME RESULTS

FOOTBALL RECORD BOOK

0	1891		
0	Geneva	42	0
	(Won 0, Lost 1)	42	
28	1892		
8	Grove City	6	0
0	Grove City	6	8
0	Geneva	42	0
36	(Won 3, Lost 1)#	54	24
# final team record includes games not listed			
0	1893		
4	Grove City	6	0
4	Grove City	24	0
4	(Won 2, Lost 2)#	30	0
# final team record includes games not listed			
40	1894		
0	Thiel	0	52
0	Geneva	12	6
0	Geneva	16	6
0	Wash. & Jeff.	16	6
4	Thiel	4	6
44	(Won 1, Lost 3, Tied 1)	48	17
8	1895		
33	Grove City	0	0
45	Geneva	0	0
22	Butler Athletic Club	0	0
0	Thiel	0	99
0	Youngstown Y	4	
108	(Won 4, Lost 1)	4	
12	1896		
10	New Castle Y	0	14
6	New Castle Y	0	0
14	Thiel	6	12
0	Thiel	0	43
0	Grove City	6	0
0	Grove City	30	61
42	(Won 3, Lost 3, Tied 1)#	42	0
# final team record includes games not listed			
6	1897		
0	New Castle Y	6	0
0	Wash. & Jeff.	16	0
0	West Virginia	18	75
0	Grove City	21	0
12	Thiel	0	76
6	Geneva	6	23
0	Grove City	4	23
0	Youngstown Y	17	0
0	Grove City	6	5
18	(Won 1, Lost 6, Tied 2)	100	202
16	1898		
10	Rayen	0	0
0	New Castle	15	15
0	Wash. & Jeff.	35	6
0	West Virginia	21	33
17	Geneva	0	46
0	Pittsburgh	5	49
0	Grove City	53	35
0	Grove City	11	69
0	Akron AC	11	22
0	Geneva	0	17
5	Thiel	11	17
48	(Won 2, Lost 8, Tied 1)	163	309
10	1899		
16	Swissvale	0	0
11	Allegheny	6	12
60	Thiel	0	0
11	Geneva	0	33
27	Pittsburgh+	11	24
0	Thiel	0	56
0	Wash. & Jeff.	48	17
11	Allegheny	18	9
146	(Won 7, Lost 2)	83	151
+ Won by forfeit			

0	1900		
0	Geneva	6	0
5	Wash. & Jeff.	17	6
11	Pittsburgh	17	11
0	Allegheny	0	11
6	Geneva	6	5
0	Thiel	0	10
6	Allegheny	6	12
52	(Won 2, Lost 5)	52	0
0	1901		
0	Pittsburgh	11	0
0	Thiel	5	0
0	Thiel	0	0
16	(Won 2, Lost 4, Tie 2)#	16	0
# final team record includes games not listed			
0	1902		
0	Slippery Rock	0	0
20	West Virginia	20	39
0	Allegheny	0	6
6	Pittsburgh	6	16
6	Grove City	6	23
5	Grove City	5	164
23	Geneva	23	
29	Indiana (Pa.)	29	
0	Muskingum	0	17
0	Muskingum	0	0
5	Allegheny	5	6
94	(Won 3, Lost 4, Tied 4)	94	0
0	1903		
14	Univ. at Buffalo	14	0
6	Allegheny	6	35
35	Geneva	35	0
21	West Virginia	21	74
0	Grove City	0	0
0	West Middlesex	0	0
0	Geneva	0	0
0	New Castle AA	0	0
5	Grove City	5	1
81	(Won 4, Lost 4, Tied 1)	81	11
0	1904		
15	West Virginia	15	0
0	Geneva	0	45
0	New Brighton	0	0
38	Pittsburgh	38	0
0	Allegheny	0	0
0	Grove City	0	0
0	Hiram	0	0
0	Grove City	0	46
6	Allegheny	6	0
59	(Won 4, Lost 3, Tied 2)	59	0
21	1905		
0	Wash. & Jeff.	21	0
0	West Virginia	0	0
11	Pittsburgh	11	0
0	Allegheny	0	32
0	Geneva	0	3
0	Grove City	0	0
0	Allegheny	0	0
0	Slippery Rock	0	0
0	Slippery Rock	0	36
0	Geneva	0	3
0	Franklin A. C.	0	0
32	(Won 9, Lost 2)	32	0
17	1906		
6	Pittsburgh	17	10
14	Western Reserve	6	7
0	Wash. & Jeff.	14	14
0	Alumni	0	14
0	Allegheny	0	0
0	Mount Union	0	3
0	Allegheny	0	0
4	Grove City	4	33
41	(Won 6, Lost 2)	41	27

0	1907		
6	Slippery Rock	0	0
11	Hiram	0	0
11	Alumni	0	0
5	Carnegie Tech	0	6
10	Geneva	6	5
12	Grove City	5	4
0	Geneva	4	27
25	West Virginia	27	0
5	Allegheny	0	0
85	Grove City	0	0
	(Won 7, Lost 2, Tied 1)	42	
27	1908		
0	Slippery Rock	0	0
0	West Virginia	22	13
26	Wash. & Jeff.	13	0
15	Alumni	0	0
12	Geneva	0	6
39	Grove City	6	0
6	Geneva	0	5
16	Allegheny	5	0
23	Hiram	0	0
164	Grove City	0	0
	(Won 8, Lost 2)	46	
0	1909		
17	Slippery Rock	0	0
0	Carnegie Tech	12	0
5	Alumni	0	0
6	Hiram	0	5
0	Wash. & Jeff.	5	8
0	Grove City	8	21
11	Allegheny	21	6
0	Geneva	6	0
35	Bethany	0	5
0	Mount Union	5	57
74	(Won 4, Lost 6)	57	
0	1910		
0	West Virginia	6	18
0	Pittsburgh	18	0
1	Wash. & Jeff.+	0	2
11	Geneva	2	3
6	Allegheny	3	0
11	Grove City	0	10
17	Waynesburg	10	L
W	California (Pa.)	L	39
45	(Won 6, Lost 2)	39	
+ Forfeit			
16	1911		
0	Perrysville A. C.	0	23
0	Pittsburgh	23	0
0	Butler Independents	0	3
0	West Virginia	3	33
0	Wash. & Jeff.	33	0
0	Grove City	0	59
62	(Won 2, Lost 4, Tied 1)#	59	
# final team record includes games not listed			
32	1912		
3	Thiel	0	13
0	Pittsburgh	13	7
0	West Virginia	7	6
0	Bethany	6	13
0	Hiram	13	0
36	Waynesburg	0	0
3	Carnegie Tech	0	44
0	Allegheny	44	28
0	Grove City	28	111
74	(Won 3, Lost 6)	111	
10	1913		
7	St. Bonaventure	0	27
14	Wash. & Jeff.	27	0
0	Hiram	0	0
14	Thiel	0	0
0	Carnegie Tech	0	0
3	Geneva	0	0
33	Duquesne	0	6
27	Grove City	6	33
108	(Won 6, Lost 1, Tied 1)	33	



GAME RESULTS

FOOTBALL RECORD BOOK

0	1936	25
6	Mount Union	13
0	Bethany	14
13	Slippery Rock	6
7	Thiel	7
33	Allegheny	13
0	Edinboro	51
0	Geneva	7
59	(Won 2, Lost 4, Tied 1)	129
0	1937	22
2	Bethany	6
0	California (Pa.)	13
6	Slippery Rock	6
14	Geneva	14
28	Thiel	6
13	Edinboro	16
63	Allegheny	83
0	1938	6
6	Bethany	7
0	California (Pa.)	6
0	Slippery Rock	20
0	Youngstown	6
0	Geneva	0
26	Thiel	6
6	Edinboro	6
38	Grove City	57
19	1939	0
13	California (Pa.)	14
0	Slippery Rock	7
0	Bethany	25
0	Geneva	7
7	Thiel	0
13	Edinboro	19
0	Grove City	7
0	Youngstown	6
52	(Won 3, Lost 5)	105
0	1940	47
0	West Virginia	27
0	Slippery Rock	44
0	Youngstown	9
0	Bethany	6
6	Thiel	0
26	Geneva	0
6	Edinboro	19
38	Grove City	13
19	1941	13
0	Carnegie Tech	6
20	Slippery Rock	0
7	Hiram	0
0	Geneva	14
27	Thiel	12
0	Juniata	21
0	Grove City	20
7	Bethany	0
80	(Won 5, Lost 3)	65
20	1942	0
0	Edinboro	10
0	Slippery Rock	26
0	Carnegie Tech	0
0	Hiram	26
13	Geneva	7
0	Bethany	28
28	Juniata	14
18	Grove City	13
79	Butler Cubs	124
1943-45 No football during World War II		

0	1946	6
6	Slippery Rock	0
7	Juniata	32
13	Edinboro	0
12	Allegheny	20
0	Bethany	7
0	Geneva	8
0	Waynesburg	20
7	Grove City	12
45	(Won 3, Lost 1, Tied 4)	39
0	1947	6
7	Slippery Rock	27
6	Juniata	0
7	Thiel	24
26	Allegheny	14
0	Bethany	34
2	Geneva	13
0	Waynesburg	48
0	Grove City	26
48	(Won 1, Lost 7)	140
0	1948	20
0	Slippery Rock	0
20	Juniata	0
0	Thiel	26
0	Allegheny	13
20	Bethany	7
26	Geneva	33
0	Waynesburg	25
0	Grove City	20
66	(Won 3, Lost 4, Tied 1)	92
0	1949	21
18	Slippery Rock	21
7	Juniata	7
0	Thiel	60
19	Allegheny	40
7	Bethany	28
0	Geneva	0
6	Waynesburg	42
20	Grove City	45
0	St. Vincent	54
77	(Won 2, Lost 5, Tied 2)	149
6	1950	19
13	Slippery Rock	12
7	Juniata	13
7	Thiel	20
19	Bethany	7
13	Grove City	12
0	Geneva	27
14	Waynesburg	33
0	Allegheny	34
79	Carnegie Tech	20
13	1951	19
38	Slippery Rock	14
14	Juniata	46
21	Thiel	30
27	Bethany	7
35	Grove City	21
6	Geneva	0
6	Waynesburg	34
6	Allegheny	26
6	Carnegie Tech	19
166	(Won 5, Lost 4)	132
27	1952	20
28	Juniata	13
33	Thiel	0
14	Bethany	24
7	Grove City	7
27	Geneva	20
26	Waynesburg	35
6	Allegheny	21
168	Slippery Rock	14
6	1953	6
32	Carnegie Tech	32
0	Thiel	0
20	Bethany	20
7	Grove City	8
19	Geneva	20
0	Waynesburg	12
0	Allegheny	13
7	Slippery Rock	13
143	(Won 8, Lost 0)	33
6	1954	6
0	Carnegie Tech	0
6	Thiel	7
34	Bethany	6
48	Grove City	0
14	Geneva	14
6	Waynesburg	47
40	Allegheny	0
24	Slippery Rock	0
189	(Won 6, Lost 1)	33
20	1955	7
26	Thiel	0
34	Bluffton (Ohio)	0
7	Grove City	0
33	Geneva	7
7	Waynesburg	7
34	Allegheny	0
29	Slippery Rock	19
183	(Won 6, Lost 0, Tied 1)	40
27	1956	21
60	Thiel	0
40	Grove City	16
28	Bethany	0
42	Geneva	0
45	Waynesburg	7
54	Slippery Rock	0
48	Indiana (Pa.)	7
344	Carnegie Tech	0
12	1957	0
13	Thiel	7
27	Waynesburg	14
12	Bethany	34
7	Geneva	26
20	Juniata	6
0	Indiana (Pa.)	6
7	Slippery Rock	13
98	Carnegie Tech	27
14	1958	6
46	Thiel	0
30	Waynesburg	7
7	St. Vincent	0
21	Geneva	21
34	Juniata	7
7	Indiana (Pa.)	6
0	Slippery Rock	6
159	Carnegie Tech	53
6	1959	7
27	Juniata	6
24	Waynesburg	14
7	Grove City	6
20	Geneva	0
0	St. Vincent	0
21	Indiana (Pa.)	6
14	Slippery Rock	0
119	Carnegie Tech	12
6	1960	7
27	Juniata	6
24	Waynesburg	14
7	Grove City	6
20	Geneva	0
35	St. Vincent	6
21	Indiana (Pa.)	6
14	Slippery Rock	0
114	Carnegie Tech	12
6	1961	7
27	Juniata	6
24	Waynesburg	14
7	Grove City	6
20	Geneva	0
35	St. Vincent	6
21	Indiana (Pa.)	6
14	Slippery Rock	0
114	Carnegie Tech	12
6	1962	7
27	Juniata	6
24	Waynesburg	14
7	Grove City	6
20	Geneva	0
35	St. Vincent	6
21	Indiana (Pa.)	6
14	Slippery Rock	0
114	Carnegie Tech	12
6	1963	7
27	Juniata	6
24	Waynesburg	14
7	Grove City	6
20	Geneva	0
35	St. Vincent	6
21	Indiana (Pa.)	6
14	Slippery Rock	0
114	Carnegie Tech	12
6	1964	7
27	Juniata	6
24	Waynesburg	14
7	Grove City	6
20	Geneva	0
35	St. Vincent	6
21	Indiana (Pa.)	6
14	Slippery Rock	0
114	Carnegie Tech	12

6	1953	0
32	Carnegie Tech	7
0	Thiel	6
20	Bethany	14
8	Grove City	0
20	Geneva	0
12	Waynesburg	0
13	Allegheny	0
143	Slippery Rock	6
6	1954	6
27	Carnegie Tech	0
24	Thiel	7
14	Bethany	6
34	Grove City	0
48	Geneva	14
26	Waynesburg	0
6	Allegheny	0
24	Slippery Rock	0
140	(Won 6, Lost 1)	33
20	1955	7
0	Thiel	0
26	Bluffton (Ohio)	0
34	Grove City	0
7	Geneva	7
7	Waynesburg	7
34	Allegheny	0
29	Slippery Rock	19
183	(Won 6, Lost 0, Tied 1)	40
27	1956	21
60	Thiel	0
40	Grove City	16
28	Bethany	0
42	Geneva	0
45	Waynesburg	7
54	Slippery Rock	0
48	Indiana (Pa.)	7
344	Carnegie Tech	0
12	1957	0
13	Thiel	7
27	Waynesburg	14
12	Bethany	34
7	Geneva	26
20	Juniata	6
0	Indiana (Pa.)	6
7	Slippery Rock	13
98	Carnegie Tech	27
14	1958	6
46	Thiel	0
30	Waynesburg	7
7	St. Vincent	0
21	Geneva	21
34	Juniata	7
7	Indiana (Pa.)	6
0	Slippery Rock	6
159	Carnegie Tech	53
6	1959	7
27	Juniata	6
24	Waynesburg	14
7	Grove City	6
20	Geneva	0
35	St. Vincent	6
21	Indiana (Pa.)	6
14	Slippery Rock	0
119	Carnegie Tech	12
6	1960	7
27	Juniata	6
24	Waynesburg	14
7	Grove City	6
20	Geneva	0
35	St. Vincent	6
21	Indiana (Pa.)	6
14	Slippery Rock	0
114	Carnegie Tech	12

WV GAME RESULTS

FOOTBALL RECORD BOOK

1980		
0	Edinboro (at Erie, Pa.)	24
10	Indiana (Pa.)	17
13	Clarion	3
24	Grove City	0
7	Waynesburg	3
0	Baldwin-Wallace	36
20	Mexico National Team#	3
50	Geneva	43
22	Thiel	17
146	(won 5, lost 3)	146
# exhibition		

1981		
10	Indiana (Pa.)	7
14	Clarion	0
48	Grove City	0
14	Waynesburg	0
17	Baldwin-Wallace	10
34	Canisius	15
35	Geneva	14
14	Univ. at Buffalo	0
30	Thiel	21
21	**Anderson (Ind.)	6
17	***Concordia (Minn.)	23
237	(won 10, lost 1)	96

1982		
45	Thiel	0
24	Canisius	15
34	Grove City	0
3	Indiana (Pa.)	0
27	Duquesne	7
32	Waynesburg	12
27	Geneva	7
7	Clarion	23
35	Frostburg State	7
14	**Wilmington (Ohio)	7
9	***Linfield (Oregon)	37
257	(won 9, lost 2)	78

1983		
35	Thiel	14
13	Adrian	10
24	Grove City	3
16	Indiana (Pa.)	14
56	Duquesne	0
20	Waynesburg	2
17	Geneva	6
13	Clarion	24
42	Frostburg State	10
28	**Findlay	0
13	***Pacific Lutheran	16
277	(won 9, lost 2)	89

1984		
19	California (Pa.)	27
10	Clarion	15
31	Waynesburg	0
41	Allegheny	0
17	Findlay	14
13	Frostburg State	13
44	Geneva	10
20	Bethany	0
195	(won 5, lost 2, tie 1)	79

1985		
16	at California (Pa.)	22
14	CLARION	18
7	ALLEGHENY	12
37	WEST VIRGINIA WESLEYAN	3
9	at Findlay	28
38	at Waynesburg	7
26	at Frostburg State	10
38	GENEVA	24
29	BETHANY	6
214	(won 5, lost 4)	130

1986		
0	CALIFORNIA (Pa.)	21
29	FRANKLIN (Ind.)	20
28	FINDLAY	14
20	BETHANY	9
38	at Geneva	6
9	WAYNESBURG	10
34	at Tiffin (Ohio)	10
13	at West Virginia Wesleyan	9
7	at Clarion	14
178	(won 6, lost 3)	113

1987		
7	at California (Pa.)	20
26	at Franklin (Ind.)	14
51	BETHANY	12
24	GENEVA	7
16	WEST VIRGINIA WESLEYAN	14
19	at Waynesburg	10
24	TIFFIN (OHIO)	20
42	at Findlay	38
33	CLARION	32
24	*Georgetown (Ky.) (at Lexington, Ky.)	17
15	**GENEVA	16
281	(won 9, lost 2)	200

1988		
43	FRANKLIN (Ind.)	14
23	FINDLAY	17
14	at Univ. at Buffalo	12
36	at Adrian	3
39	at Geneva	0
56	at West Virginia Wesleyan	42
30	WAYNESBURG	0
40	TIFFIN (Ohio)	0
21	at Buffalo State	7
14	ASHLAND (Ohio)	10
34	*AUSTIN (Texas)	12
40	**BLUFFTON (Ohio)	7
26	***at Evangel (Mo.)	9
21	****WISCONSIN-LA CROSSE	14
437	(won 14, lost 0)	147

1989		
31	at Franklin (Ind.)	7
35	at Findlay	15
34	UNIV. AT BUFFALO	20
48	ADRIAN	20
31	GENEVA	26
28	at Waynesburg	0
42	at Tiffin (Ohio)	0
35	BUFFALO STATE	10
21	at Ashland (Ohio)	13
29	*GEORGETOWN (Ky.)	9
34	**at Tarleton (Texas)	0
21	***at Central Washington	10
51	****Wisconsin-La Crosse (at Canton, Ohio)	30
440	(won 13, lost 0)	160

1990		
6	NORTHWOOD	7
38	at Univ. at Buffalo	12
28	at Susquehanna	3
7	at Geneva	6
62	BETHANY	6
20	WAYNESBURG	0
27	TIFFIN (Ohio)	0
24	FINDLAY	7
42	WEST VIRGINIA WESLEYAN	7
47	*GEORGETOWN (Ky.)	13
19	**at Tarleton (Texas)	17
24	***CENTRAL WASHINGTON	17
7	****Peru State (Neb.) (at Omaha, Neb.)	17
351	(won 11, lost 2)	112

1991		
17	at West Virginia Wesleyan	10
14	CLARION	28
21	at Findlay	0
38	UNIV. AT BUFFALO	0
7	FERRUM	14
42	GENEVA	7
54	at Bethany	9
21	at Waynesburg	7
26	at Tiffin (Ohio)	10
8	*at Findlay	9
248	(won 7, lost 3)	94

1992		
20	ALLEGHENY	0
21	at Northwood	7
21	at Clarion	11
21	at Ferrum	14
25	GEORGETOWN (Ky.)	6
30	FINDLAY	17
35	CAMPBELLSVILLE	14
49	TIFFIN (Ohio)	0
38	at Geneva	3
28	*FRIENDS	0
7	**FINDLAY	13
295	(won 10, lost 1)	85

1993		
24	at Allegheny	17
15	at Findlay	21
20	CLARION	23
17	FERRUM	8
16	at Georgetown (Ky.)	3
23	at Campbellsville	7
34	TIFFIN (Ohio)	13
21	GENEVA	0
24	BUFFALO STATE	7
20	*at Georgetown (Ky.)	13
24	**at Findlay	0
10	***HARDIN-SIMMONS	0
20	****Pacific Lutheran (at Portland, Ore.)	50
268	(won 10, lost 3)	162

1994		
36	MALONE	21
38	at Geneva	6
17	FINDLAY	14
28	at Clarion	32
37	at Ferrum	6
28	GEORGETOWN (Ky.)	13
9	ALLEGHENY	14
35	URBANA	6
25	at Tiffin (Ohio)	23
35	at Buffalo State	19
41	*FINDLAY	30
42	**TIFFIN (Ohio)	14
46	***LAMBUTH	6
27	****Pacific Lutheran (at Portland, Ore.)	7
444	(won 12, lost 2)	205

1995		
0	CLARION	42
3	at Findlay	3
52	ST. XAVIER	6
35	LINDENWOOD	7
10	at Allegheny	17
13	at Malone	13
16	TIFFIN (Ohio)	0
0	GENEVA	17
34	at Urbana	0
163	(won 4, lost 3, tied 2)	105

GAME RESULTS



13	1996	WEST LIBERTY STATE	7	26	2002	WALSH	28	27	2008	at Heidelberg	62
6		at Clarion	13	24		at Mansfield	21	6		ALLEGHENY	2
34		at Trinity International	0	24		ALLEGHENY	13	31		SAINT VINCENT	24
53		at Tri-State	7	21		at Wash. & Jeff.	29	10		at Thomas More	31
28		WALSH	14	23		BETHANY	20	16		THIEL	10
13		at Geneva	15	13		at Thiel	10	26		at Waynesburg	63
33		TIFFIN (Ohio)	7	19		at Grove City	7	46		BETHANY	43
51		at Urbana	0	17		at Frostburg State (Cumberland, Md.)	24	7		at Wash. & Jeff.	34
36		TAYLOR	0	0		THOMAS MORE	24	24		GROVE CITY	21
23		MALONE	3	33		WAYNESBURG	29	26		at Geneva	29
27		*at Clinch Valley	20	200		(won 6, lost 4)	205	212		(won 5, lost 5)	187
9		**at Findlay	28			2003				2009	
326		(won 9, lost 3)	114	20		at Walsh	43	26		HEIDELBERG	42
				17		MANSFIELD	50	14		at Allegheny	27
46		1997	16	3		at Allegheny (OT)	0	27		at Saint Vincent	14
		at West Liberty State		17		WASH. & JEFF.	26	16		THOMAS MORE	34
		(at Wheeling, W.Va.)		33		at Bethany	0	21		at Thiel	24
34		MANSFIELD	12	33		THIEL	13	49		WAYNESBURG (OT)	42
33		ST. AMBROSE	30	14		GROVE CITY	20	31		at Bethany	28
33		at Tiffin (Ohio)	6	49		FROSTBURG STATE	33	7		WASH. & JEFF.	49
55		URBANA	6	35		at Thomas More	41	31		at Grove City	38
42		at St. Xavier	7	39		at Waynesburg	34	31		GENEVA	28
21		at Malone	0	20		(won 5, lost 5)	260	253		(won 4, lost 6)	326
24		TRI-STATE	14	247		2004				2010	
17		at Walsh	14			at Ohio Northern	31	23		at Hiram	6
18		GENEVA	45			ALLEGHENY (2OT)	21	10		at Lycoming	40
0		*at Findlay	40			HIRAM	22	16		GROVE CITY	31
323		(won 9, lost 2)	190	41		at Thomas More	13	7		at Wash. & Jeff.	49
				23		at Wash. & Jeff.	54	39		BETHANY	47
0		1998	26	14		BETHANY	21	23		at Waynesburg	24
42		INDIANAPOLIS	11	27		at Thiel	28	35		THIEL	0
26		at Mansfield	43	0		at Frostburg State	13	13		at Thomas More	37
24		NORTHWOOD	0	25		at Grove City	6	14		SAINT VINCENT	21
7		at Hillsdale	10	9		WAYNESBURG	18	24		at Geneva (3OT)	30
6		at Ashland	10	9		(won 5, lost 5)	227	204		(won 2, lost 8)	285
6		SAGINAW VALLEY STATE	48	13		2005				2011	
16		MERCYHURST	35	166		OHIO NORTHERN	48	17		HIRAM	7
28		at Findlay	42			at Allegheny (OT)	9	3		LYCOMING	41
36		ST. FRANCIS (Ill.)	6	3		at Hiram	7	25		at Grove City	20
23		WAYNE STATE	24	3		THOMAS MORE	17	16		WASH. & JEFF.	20
0		at Northern Michigan	16	20		WASH. & JEFF.	45	30		at Bethany	27
208		(won 3, lost 8)	261	34		at Bethany	13	22		WAYNESBURG	20
				0		THIEL	34	48		at Thiel	21
0		1999	10	13		FROSTBURG STATE	16	10		THOMAS MORE	27
6		at Michigan Tech	9	0		GROVE CITY	13	9		at Saint Vincent	21
14		at Indianapolis	45	13		at Waynesburg	40	10		GENEVA	23
17		at Northwood	30	14		(won 4, lost 6)	242	190		(won 5, lost 5)	227
10		HILLSDALE	24	13		2006				2012	
10		ASHLAND	20	13		ALLEGHENY	35	28		HIRAM	0
30		at Saginaw Valley State	36	150		at Carnegie Mellon	33	23		at Thomas More	27
7		at Mercyhurst	17			ADRIAN (2OT)	24	17		SAINT VINCENT	6
22		FINDLAY	19	20		at Grove City	21	21		GROVE CITY	23
52		at Gannon	0	14		THOMAS MORE	42	21		at Wash. & Jeff.	24
24		at Wayne State	14	7		at Wash. & Jeff.	50	45		BETHANY	28
27		at Northern Michigan (3OT)	33	49		BETHANY	13	16		at Waynesburg	42
209		(won 3, lost 8)	237	6		at Frostburg State	14	10		THIEL	16
				27		at Thiel	45	14		at Geneva	33
27		2000	14	9		WAYNESBURG	21	195		(won 3, lost 6)	199
27		WALSH	30	6		(won 2, lost 8)	298			2013	
17		GENEVA	6	18		2007				at Hiram	23
19		West Liberty State	6	27		at Allegheny	6	0		THOMAS MORE	31
24		at Wash. & Jeff.	17	9		at Saint Vincent	7	28		at Saint Vincent	21
51		BETHANY	14	175		GENEVA	37	21		at Grove City	24
23		at Thiel	7			GROVE CITY	7	27		CARNEGIE MELLON	24
24		at Grove City	0	7		at Thomas More	34	6		WASH. & JEFF.	38
24		GANNON	16	18		WASH. & JEFF.	58	7		at Bethany	6
35		WAYNESBURG	6	21		at Bethany	41	19		WAYNESBURG	38
38		at Morehead State	42	34		FROSTBURG STATE	30	37		at Thiel	45
285		(won 8, lost 2)	152	20		THIEL	16	30		GENEVA	27
				13		at Waynesburg	54	194		(won 4, lost 6)	277
10		2001	17	21		2008					
12		at Walsh	7	34		at Heidelberg					
22		at Geneva	7	20		ALLEGHENY					
7		WEST LIBERTY STATE	42	13		SAINT VINCENT					
0		WASH. & JEFF.	28	202		at Thomas More					
15		at Bethany	24			WASH. & JEFF.					
16		THIEL	10			BETHANY					
16		GROVE CITY	7			at Waynesburg					
27		at Gannon	35			(won 5, lost 5)					
16		at Waynesburg	14								
125		(won 4, lost 5)	184								



27	2014	
21	HIRAM	30
14	WASH. & JEFF.	56
6	BETHANY	21
24	at Thomas More	49
40	at Carnegie Mellon	27
21	THIEL	28
28	WAYNESBURG	26
41	at Saint Vincent	14
38	GROVE CITY	7
260	at Geneva	3
	(won 4, lost 6)	261

17	2015	
31	at Hiram	9
38	at Washington & Jefferson	35
14	at Bethany	24
26	THOMAS MORE	45
49	CARNEGIE MELLON	16
24	at Thiel	6
39	at Waynesburg	7
45	SAINT VINCENT	14
32	at Grove City	7
42	vs. GENEVA	0
357	vs. St. John Fisher College!	21
	(won 9, lost 2)	184

40	2016	
28	HIRAM	0
38	WAYNESBURG	7
35	at Bethany	9
37	THOMAS MORE	45
52	SAINT VINCENT	22
16	at Grove City	23
23	WASH. & JEFF.	10
22	at Carnegie Mellon	35
24	CASE WESTERN RESERVE	26
33	at Geneva	0
348	vs. Utica!	6
	(won 8, lost 3)	183

14	2017	
28	Wittenberg	20
41	Waynesburg	7
24	Bethany	14
66	Thomas More (OT)	21
49	Saint Vincent	12
33	Grove City	27
21	Washington and Jefferson (OT)	34
10	Carnegie Mellon	7
20	Case Western Reserve	41
306	Geneva	14
	(won 7, lost 3)	197

***First round**
****Quarterfinals**
*****Semifinals**
******Finals**
!ECAC James Lynah Bowl

Postseason Scores
(sorted by furthest advancing teams)

- NATIONAL CHAMPIONS**
1994
Westminster 27, Pacific Lutheran (WA) 7
Westminster 46, Lambuth (TN) 6
Westminster 42, Tiffin (OH) 14
Westminster 41, Findlay (OH) 30
1989
Westminster 51, LaCrosse (WI) 30
Westminster 21, Cent. Washington 10
Westminster 34, Tarleton St. (TX) 0
Westminster 29, Georgetown, KY 9
1988
Westminster 21, La Crosse (WI) 14
Westminster 26, Evangel (MO) 9
Westminster 40, Bluffton (OH) 7
Westminster 34, Austin (TX) 12
1977
Westminster 17, Cal. Lutheran 9
Westminster 14, Concord (WV) 13
1976
Westminster 20, Redlands (CA) 13
Westminster 31, Texas Lutheran 0
1970
Westminster 21, Anderson (IN) 16
Westminster 20, Edinboro 7

- NATIONAL RUNNERS-UP**
1993
Pacific Lutheran (WA) 50, Westminster 20
Westminster 10, Hardin-Simmons (TX) 0
Westminster 24, Findlay (OH) 0
Westminster 20, Georgetown 13
1990
Peru State (NE) 17, Westminster 7
Westminster 24, Cent. Washington 17
Westminster 19, Tarleton St. (TX) 17
Westminster 47, Georgetown (KY) 13
1971
Cal. Lutheran 20, Westminster 14
Westminster 28, Carthage (WI) 28

- NATIONAL SEMIFINALISTS**
1983
Pacific Lutheran (WA) 16, Westminster 13
Westminster 28, Findlay (OH) 0
1982
Linfield (OR) 37, Westminster 9
Westminster 14, Wilmington (OH) 7
1981
Concordia (MN) 23, Westminster 17
Westminster 21, Anderson (IN) 6

- NATIONAL QUARTERFINALISTS**
1996
Findlay (OH) 28, Westminster 9
Westminster 27, Clinch Valley (VA) 20
1992
Findlay (OH) 13, Westminster 7
Westminster 28, Friends (KS) 0
1987
Geneva 16, Westminster 15
Westminster 24, Georgetown (KY) 17

- OPENING ROUND**
1991
Findlay (OH) 9, Westminster 8
1997
Findlay (OH) 40, Westminster 0

- EASTERN COLLEGE ATHLETIC CONFERENCE (ECAC)**
2016
ECAC James Lynah Bowl
Westminster 33, Utica 6
2015
ECAC James Lynah Bowl
Westminster 42, St. John Fisher 21