

Westminster Men's Basketball

RECORD BOOK
THROUGH THE 2016-17 SEASON





SCORING RECORDS

POINTS

Game

1. John Fontanella (12/7/66 vs. Grove City).....	51
2. Mark DeMonaco (1/7/04 vs. Case Western Reserve).....	47
3. Craig Hannon (1/4/06 vs. Thiel).....	45
John Fontanella (12/18/67 vs. Waynesburg).....	45
5. Gary Brown (1/30/71 vs. Waynesburg).....	41
John Fontanella (2/4/67 vs. Saint Vincent).....	41
Team: vs. Allegheny (12/8/04).....	135 (W, 135-128)
Opponent: Bethany (1/16/06).....	140 (L, 109-140)
Combined: vs. Allegheny (12/8/04).....	263 (W, 135-128)
Margin Win: vs. Pitt (1906).....	93 (W, 106-13)
Margin Loss: at Ohio Northern (12/20/75).....	55 (L, 54-109)

Season

	Pts.	G
1. Tim Glass (1979).....	625	25
John Fontanella (1967).....	625	28
3. Ron Galbreath (1961).....	607	28
4. Craig Randall (1984).....	576	28
5. Chuck Davis (1960).....	570	27
Team: 2005.....	2,832	26
Opponents: 2006.....	2,837	27

Career

	Pts.	G
1. Craig Hannon (2004-08).....	1,717	106
2. Mike Douds (1987-91).....	1,629	103
3. Jim Riley (1953-57).....	1,619	92
4. Ron Galbreath (1958-62).....	1,586	110
5. Henry Klinar (1997-2001).....	1,581	103
6. Rich Kunselman (1983-87).....	1,574	108
7. Mark DeMonaco (2003-06).....	1,550	81
8. Craig Randall (1980-84).....	1,503	89
9. Dave Rankin (1955-59).....	1,439	98
10. Chuck Davis (1956-60).....	1,408	85



Craig Hannon

Other 1,000-point scorers

11. Andy Wormsley (1997-2001).....	1,382
12. Ryne Murray (2006-10).....	1,363
13. Rob Nogay (1994-97).....	1,338
14. Tim Glass (1977-79).....	1,318
15. John Fontanella (1963-67).....	1,303
16. Anthony Thomas (2011-14).....	1,291
17. Bob Oravetz (1961-65).....	1,282
18. Warren Sallade (1959-63).....	1,272
19. Joe Lafko (1984-88).....	1,239
20. George Strehler (1953-57).....	1,223
21. Harold Davis (1953-57).....	1,209
22. Jim Goske (1991-94).....	1,202
23. Russ Boston (1965-69).....	1,183
24. Lou Skurcenski (1960-64).....	1,182
25. Wes Bennett (1932-36).....	1,168
26. Chad Phillips (1997-2001).....	1,167
27. Mike Drespling (1964-68).....	1,166
28. Jim Delsandro (1994-97).....	1,163
29. Pat King (1948-52).....	1,143
30. Pat O'Connor (2001-05).....	1,126
31. John Abraham (1948-52).....	1,080
32. Doug Smith (2010-2013).....	1,068
33. Booker Newberry (1992-95).....	1,049
34. Chet Claire (1945-49).....	1,047
35. Ed Halas (1948-52).....	1,020
36. Larry Ondako (1989-93).....	1,019
37. Paul Carswell (2013-16).....	1,001


SCORING AVERAGE

Season

(min. 15 GP / all 20.0+ listed)	Avg.	Pts.	G
1. Tim Glass (1979).....	25.0	625	25
2. Chad Phillips (2001).....	24.3	558	23
3. John Fontanella (1967).....	22.3	625	28
4. Ryne Murray (2010).....	21.7	391	18
5. Ron Galbreath (1961).....	21.7	607	28
6. Bob Oravetz (1964).....	21.1	465	22
7. Chuck Davis (1960).....	21.1	570	27
8. Mike Douds (1991).....	21.1	506	24
9. Mark DeMonaco (2006).....	20.7	558	27
10. Craig Randall (1984).....	20.5	576	28
11. Jim Riley (1955).....	20.4	509	25
12. Ryne Murray (2009).....	20.2	545	27
13. Dave Rankin (1958).....	20.1	502	25
Team: 2005.....	108.9	2,832	26
Opponent: 2005.....	107.1	2,784	26

Career

(min. 50 GP)	Avg.	Pts.	G
1. Tim Glass (1976-79).....	22.3	1,318	59
2. Ryne Murray (2006-10).....	19.8	1,363	69
3. Mark DeMonaco (2003-06).....	19.1	1,550	81
4. Jim Riley (1953-57).....	17.6	1,619	92
5. Craig Randall (1980-84).....	16.9	1,503	89



Tim Glass



FIELD GOALS

Game

1. John Fontanella (12/18/67 vs. Waynesburg).....	21
2. John Fontanella (2/4/67 vs. Saint Vincent).....	19
John Fontanella (12/7/66 vs. Grove City).....	19
4. Chad Phillips (1/24/01 at Bethany).....	17
Mike Drespling (1/29/66 vs. St. Francis).....	17
Team: vs. Allegheny (12/8/04).....	51

Season

	FG	G
1. John Fontanella (1967).....	269	28
2. Tim Glass (1979).....	248	25
3. Mike Drespling (1968).....	243	30
4. Ron Galbreath (1962).....	227	29
5. Craig Randall (1984).....	222	28
Team: 2005.....	989	26

Career

	FG	G
1. Henry Klinar (1997-2001).....	655	103
2. Rich Kunselman (1983-87).....	636	108
3. Lou Skurcenski (1960-64).....	608	100
4. Mike Douds (1987-91).....	605	103
5. Craig Randall (1980-84).....	593	89

FIELD GOAL PERCENTAGE

Game

Player:	(min. 5 made)
Craig Paul (1/4/78 vs. Mercyhurst).....	100 (10-10)
Deontay Scott (11/15/14 vs. Kenyon).....	100 (9-9)
Booker Newberry (3/8/94 vs. Geneva).....	100 (9-9)
Cameron Pozsgai (2/23/15 vs. Wash. & Jeff.).....	100 (7-7)
Deontay Scott (12/10/16 at Wash. & Jeff.).....	100 (5-5)
Jarret Vrabel (12/02/15 vs. Chatham).....	100 (5-5)
Charlie Wallander (11/21/15 vs. Hiram).....	100 (5-5)
Jarret Vrabel (11/16/14 vs. Penn. State Beaver).....	100 (5-5)
Coty Gander (02/19/14 vs. Grove City).....	100 (5-5)
Team: vs. Pitt-Bradford (2/6/93).....	70.0 (28-40)

Top one-miss game performances


Craig Randall (2/2/83 vs. Eckerd).....	92.9 (13-14)
Deontay Scott (11/26/16 at Franciscan).....	92.3 (12-13)
Booker Newberry (1/21/95 vs. Geneva).....	92.3 (12-13)
Greg Foster (11/22/02 vs. Lake Erie).....	91.7 (11-12)
Henry Klinar (11/27/99 at Allegheny).....	91.7 (11-12)

Season


Player (min. 75 made): Henry Klinar (2001).....	65.2 (167-256)
Team: 1989.....	50.6 (757-1496)

Career


Player (min. 3 seasons): Jamie Rile (1985-89).....	61.9 (319-515)
--	----------------



Craig Randall



John Fontanella



Mark DeMonaco

3-POINT FIELD GOALS (since 1987)

Game

1. Mark DeMonaco (1/7/04 vs. Case Western Reserve).....	11
2. Doug Smith (11/28/12 vs. Washington & Jefferson).....	10
3. Craig Hannon (1/4/06 vs. Thiel).....	9
Mark DeMonaco (11/27/04 vs. Framingham St.).....	9
Pat O'Connor (1/24/04 at Waynesburg).....	9
6. Chauncey Whitlow (2/4/06 vs. Washington & Jefferson).....	8
Mark DeMonaco (12/28/05 vs. Ottawa (KS)).....	8
Craig Hannon (12/18/05 vs. Wooster).....	8
Mark DeMonaco (2/19/05 vs. Waynesburg).....	8
Nick DiNatale (2/9/05 at Thiel).....	8
Pat O'Connor (1/26/05 at Washington & Jefferson).....	8
Mark DeMonaco (1/19/05 vs. Thiel).....	8
Nick DiNatale (1/19/05 vs. Thiel).....	8
Mark DeMonaco (12/20/04 vs. Wooster).....	8
Mark DeMonaco (2/18/04 vs. Washington & Jefferson).....	8
Rob Nogay (2/3/96 at Saint Vincent).....	8
Team: vs. Thiel (1/19/05).....	27

Season

1. Craig Hannon (2006).....	114
2. Mark DeMonaco (2004).....	100
3. Mark DeMonaco (2005).....	98
Rob Nogay (1996).....	98
5. Mark DeMonaco (2006).....	97
Team: 2005.....	487

Career

1. Craig Hannon (2004-08).....	355
2. Rob Nogay (1993-97).....	314
3. Mark DeMonaco (2003-06).....	295
4. Doug Smith (2010-13).....	226
5. Pat O'Connor (2001-05).....	198
6. Ryne Murray (2006-10).....	196

3-POINT FIELD GOAL PERCENTAGE

Game

Player: Nick DiNatale (2/21/06 vs. Thomas More).....	100 (6-6)
Team (min. 15 made): vs. Thomas More (2/21/06).....	66.7 (24-36)
Team (min. 5 made): vs. Pitt-Bradford (2/6/93).....	75.0 (9-12)
Team (no min.): at Saint Vincent (2/6/88).....	80.0 (4-5)

Season

	(min. 25 made)
Player: Jim Delsandro (1997).....	50.6 (40-79)
Team: 1988.....	44.0 (92-209)

Career

Player (min. 3 seasons): Jim Delsandro (1993-97).....	46.4 (96-207)
---	---------------



REBOUNDS & DEFENSIVE RECORDS

REBOUNDS

Game

1. Greg Foster (2/3/03 at Pitt-Greensburg).....	24
2. Bob Oravetz (12/3/64 at Waynesburg).....	23
3. Ryne Murray (1/29/09 at Grove City).....	22
Bob Oravetz (1/11/64 at Grove City).....	22
5. Ryne Murray (2/9/08 at Waynesburg).....	21
6. Bill Cress (2/23/74 vs. Geneva).....	20
Fred Rothen (12/4/72 vs. Allegheny).....	20
Lou Skurcenski (12/7/63 vs. George Washington at Pitt).....	20
Team: vs. Carnegie Mellon (1/10/73).....	91
Opponent: vs. Baldwin-Wallace (11/19/05).....	72

Season

	Rebs.	G
1. Greg Foster (2003).....	294	27
2. Lou Skurcenski (1962).....	289	29
3. Rich Kunselman (1985).....	287	27
4. Ryne Murray (2009).....	282	27
5. Deontay Scott (2016-17).....	273	29
6. Lou Skurcenski (1964).....	268	24
7. Mike Douds (1991).....	258	24

Career

	Rebs.	G
1. Rich Kunselman (1983-87).....	1,034	108
2. Lou Skurcenski (1960-64).....	958	100
3. Mike Douds (1987-91).....	881	103
4. Dave Sudzina (1975-79).....	699	92
5. Henry Klinar (1997-2001).....	679	103

BLOCKS (since 1990)

Game

1. Mike Douds (12/5/90 at Fairmont State).....	10
2. Steve Bielich (12/7/05 at Allegheny).....	7
Greg Foster (12/20/02 vs. Allegheny).....	7
4. Jarret Vrabel (01/25/17 at Chatham).....	6
Greg Foster (2/3/03 at Pitt-Greensburg).....	6
Greg Foster (1/13/03 at Pitt-Bradford).....	6
Greg Foster (1/26/02 vs. Grove City).....	6
Greg Foster (1/23/02 at Thiel).....	6
Mike Douds (1/19/91 vs. Geneva).....	6
Mike Douds (12/1/89 at Malone).....	6
Team: vs. Saint Vincent (1/10/07), at Fairmont State (12/5/90).....	13

Season

1. Greg Foster (2003).....	80
2. Mike Douds (1991).....	68
3. Mike Douds (1990).....	59
4. Paul Fedorchak (1993).....	41
5. Greg Foster (2002).....	37

Career

1. Mike Douds (1989-91*).....	127
2. Greg Foster (1999-2003).....	119
3. Paul Fedorchak (1991-95).....	97
4. Bryan Conrad (1996-2000).....	86
5. Jarret Vrabel (2015-pres.).....	71
6. Dom Joseph (2003-07).....	65

* blocks were first kept in the 1989-90 season. Mike Douds' career record does not include his 1987-88 and 1988-89 season.

STEALS (since 1975)

Game


1. Ryan Sturgess (1/25/99 at Ashland).....	10
2. Booker Newberry (12/4/93 vs. Cedarville at Transylvania).....	8
2. Mike Douds (1/29/90 at Pitt-Bradford).....	8
4. Ryne Murray (1/16/08 at Thiel).....	7
4. Rick Giordano (12/2/00 vs. Tiffin).....	7
4. Mike Douds (1/16/91 vs. Daemen).....	7
4. Joe Lafko (3/7/88 vs. Pitt-Bradford).....	7
4. Mike Douds (12/5/88 vs. Washington & Jefferson).....	7
4. Kevin Reid (1/7/87 vs. Hiram).....	7
4. Joe Lafko (11/29/86 at Washington & Jefferson).....	7
4. Joe Lafko (2/2/86 vs. Geneva).....	7
4. Gordy Opitz (12/9/79 vs. Slippery Rock).....	7
Team: vs. Carnegie Mellon (12/6/75).....	27
Turnovers: at Heidelberg (11/19/14).....	32
vs. Waynesburg (at Wilmington HS 1/18/75).....	32

Season

1. Joe Lafko (1988).....	85
2. Rich Kunselman (1987).....	76
3. Gordy Opitz (1979).....	74
4. Booker Newberry (1994).....	68
5. Pat O'Connor (2004).....	63
5. Dan Moschillo (1998).....	63

Career

1. Joe Lafko (1984-88).....	231
2. Mike Douds (1987-91).....	215
3. Rich Kunselman (1983-87).....	205
4. Jim Delsandro (1993-97).....	182
5. Kevin Siroki (1988-92).....	162



Rich Kunselman



Jim Delsandro

ASSISTS (since 1972)

Game

1. George Kachulis (2/20/80 vs. Waynesburg).....	17
2. Jim Delsandro (1/13/96 at Daemen).....	14
2. George Kachulis (1/7/81 vs. Mercyhurst).....	14
4. Jim Delsandro (1/21/95 vs. Geneva).....	13
4. Dave Richards (12/7/83 vs. Pitt-Bradford).....	13
4. Geroge Kachulis (1/17/81 vs. Waynesburg).....	13
Team: at Medaille (11/28/00), at Baptist Bible (1/3/98).....	32
Opponent: at Wooster (12/18/05), vs. Bethany (1/16/06).....	39

Season

	Asts.	G
1. Gordy Opitz (1979).....	201	26
2. Jim Delsandro (1996).....	199	28
3. Jim Delsandro (1997).....	188	28
4. Greg Rosatelli (2007).....	150	27
5. Jim Delsandro (1994).....	148	28

Career

	Asts.	G
1. Jim Delsandro (1993-1997).....	647	104
2. Joe Lafko (1984-88).....	424	105
3. Anthony Thomas (2011-14).....	374	99
4. Mark DeMonaco (2003-06).....	365	81
5. Gordy Opitz (1976-79).....	341	63
6. Jerry Woods (1979-83).....	315	93

FREE THROWS

Game

	FT (FTA)
1. Jim Riley (2/18/56 vs. Geneva).....	20 (26)
2. Jim Delsandro (11/18/95 vs. Findlay).....	18 (20)
3. Chad Phillips (12/22/00 vs. Malone).....	15 (16)
3. Andy Wormsley (11/27/99 at Allegheny).....	15 (16)
3. Sam Males (2/12/72 vs. Allegheny).....	15 (15)
6. Craig Hannon (2/2/08 vs. Thomas More).....	14 (17)
6. Greg Rosatelli (2/17/07 vs. Bethany).....	14 (16)
6. Andy Wormsley (12/2/99 at Ferris State).....	14 (16)
6. Kevin Dill (2/18/98 at Saint Vincent).....	14 (17)
6. Larry Ondako (2/22/93 vs. St. Thomas-Aquinas).....	14 (14)
6. Bill Douds (3/5/62 vs. Alliance at Beaver Falls, Pa.).....	14 (15)
Team: vs. Thomas More (1/21/06).....	38

Season

	FT	G
1. Larry Ondako (1993).....	152	27
2. Mark DeMonaco (2006).....	149	27
3. Greg Rosatelli (2007).....	148	27
4. Paul Carswell (2013-14).....	140	25
5. Chad Phillips (2001).....	133	23
6. Craig Randall (1984).....	132	28
Team: 1990.....	550	28

Career

	FT	G
1. Mike Douds (1987-91).....	363	103
2. Bob Oravetz (1961-65).....	362	94
3. Paul Carswell (2013-16).....	356	101
4. Jim Delsandro (1993-97).....	347	104
5. Mark DeMonaco (2003-06).....	345	81
6. Craig Randall (1980-84).....	317	89

FREE THROW PERCENTAGE

Game

Player: Sam Males (2/12/72 vs. Allegheny).....	100 (15-15)
Team (min. 25 made): vs. Daemen (3/4/89).....	97.3 (36-37)
Team (min. 10 made): vs. Allegheny (2/12/72).....	100 (22-22)

Season

Individual (min. 75 made): Chad Phillips (2001).....	85.5 (133-155)
Individual (min. 50 made): Mike Weir (1991).....	89.7 (52-58)
Individual (min. 30 made): Chris Hatch (2005).....	90.9 (30-33)
Team: 1989.....	77.7 (481-619)

Career

Player (min. 3 seasons): John Fitsioris (1985-89).....	85.1 (172-202)
--	----------------

COACHING WINS

Head Coach	Years	W-L (Win%)
Ron Galbreath (1968-69, 74-98).....	25	448-205 (.686)
Grover Washabaugh (1937-56).....	19	297-129 (.697)
C.G. "Buzz" Ridl (1956-68).....	12	216-91 (.704)
John Lawther (1925-30, 31-36)*.....	10	163-43 (.791)
Larry Ondako (2003-12).....	9	96-143 (.402)
Jim Dafler (1998-2003).....	5	62-67 (.488)
Ray Ondako (1970-74).....	4	45-42 (.517)
Kevin Siroki (2012-present).....	5	44-91 (.326)
E. Dwight Dyer (1923-25)*.....	2	17-19 (.472)
George Roark (1936-37).....	1	14-7 (.667)
Harold Davis (1969-70).....	1	14-10 (.583)
Lawrence "Pops" Harrison (1930-31).....	1	13-1 (.929)
Hugh Lambie (1916-18).....	2	10-10 (.500)
J. Hughsmith (1922-23).....	1	10-8 (.555)
A. Bryan Wimberly (1919-21).....	2	8-22 (.267)
Tuss McLaughry (1921-22).....	1	7-13 (.350)
Clyde Armstrong (1918-19).....	1	6-7 (.462)
Unknown (1898-1909).....	12	57-54 (.514)

* Dyer coached 2 games (1-1) of the 1925-26 season before Lawther took over.



Ron Galbreath



THROUGH THE YEARS

Westminster Men's Basketball All-Time Records

1898.....	4-2	1934 *	22-4	1964.....	17-7	1994 * (NAIA)	25-3
1899.....	1-5	1935 *	19-3	1965.....	14-9	1995.....	19-9
1900.....	4-4	1936 *	20-6	1966.....	10-12	1996 * (NAIA)	21-8
1901.....	2-5	1937.....	14-7	1967 * (NAIA)	22-6	1997.....	20-8
1902.....	3-5	1938.....	15-5	1968 * (NAIA)	22-8	1998.....	17-10
1903.....	6-5	1939.....	15-6	1969.....	20-6	1999.....	11-15
1904.....	2-4	1940.....	11-7	1970.....	14-10	2000.....	11-15
1905.....	6-5	1941 * (NIT)	20-2	1971.....	13-10	2001.....	19-6
1906.....	12-2	1942.....	16-5	1972.....	12-10	2002.....	10-15
1907.....	7-1	1943.....	12-7	1973.....	13-8	2003.....	11-16
1908.....	6-10	1944.....	11-8	1974.....	7-14	2004 *	15-13
1909.....	4-6	1945 *	14-5	1975.....	8-14	2005.....	15-11
1910-16.....	No program	1946.....	16-5	1976.....	11-11	2006.....	11-16
1917.....	2-4	1947.....	21-4	1977.....	15-6	2007 (NCAA)	18-9
1918.....	8-6	1948.....	15-9	1978.....	20-4	2008.....	7-19
1919.....	6-7	1949.....	15-8	1979.....	22-4	2009.....	10-17
1920.....	6-8	1950 * (NAIA)	25-4	1980.....	13-11	2010.....	7-19
1921.....	2-14	1951 * (NAIA)	22-6	1981.....	12-12	2011.....	7-19
1922.....	7-13	1952.....	15-7	1982 * (NAIA)	21-7	2012.....	6-20
1923.....	10-8	1953.....	10-13	1983.....	16-10	2013.....	7-18
1924.....	9-8	1954.....	17-6	1984.....	17-11	2014.....	3-23
1925.....	7-10	1955.....	14-11	1985.....	15-12	2015.....	7-20
1926.....	2-11	1956.....	13-11	1986.....	19-9	2016.....	10-18
1927.....	12-5	1957.....	11-11	1987.....	21-4	2017.....	17-12
1928.....	17-3	1958.....	13-12	1988.....	21-5		
1929 *	15-2	1959 * (NAIA)	19-8	1989.....	20-6	Total.....	1,527-962 (.613)
1930 *	19-2	1960 * (NAIA)	24-3	1990.....	21-7		
1931 *	13-1	1961 * (NAIA)	23-5	1991.....	16-9		
1932 *	19-2	1962 * (NAIA)	26-3	1992.....	21-7		
1933.....	19-6	1963.....	15-7	1993.....	17-12		

National Tournament Appearances in Parenthesis

National Invitational Tournament (NIT)
 National Association of Intercollegiate Athletics (NAIA)
 National Collegiate Athletic Association (NCAA) Division III

* Conference / District Champion


(In seasons with conference/district tournaments, only tournament champion recognized as champion above.)

Record Book Quick Facts

National Tournament Appearances 13 (11 NAIA, NIT, NCAA)
 Conference / District Championships 21
 20-Win Seasons 23
 (1934, 1936, 1941, 1947, 1950, 1951, 1958, 1960, 1961, 1962, 1967, 1969,
 1978, 1979, 1982, 1987, 1988, 1989, 1990, 1992, 1994, 1996, 1997)
 Most Wins in a Season..... 26-3 (1961-62)
 Best Winning Percentage:..... 1931 (13-1) 92.8%
 Best Winning Percentage (20-game min.):..... 1941 (20-2) 90.9%
 Best Winning Percentage (25-game min.):..... 1962 (26-3) 89.6%
 All-Time Record (Winning Percentage):..... 1,527-962 (.613)
 Number of Seasons:..... 113
 Number of Winning Seasons:..... 78
 Number of Losing Seasons:..... 31
 Number of .500 Seasons:..... 4
 Consecutive Wins:..... 19 (1994)
 Consecutive Losses:..... 11 (2013-14); 10 (1926)
 Special Note: 80 straight home wins from Dec. 1942-Jan. 1952.

Westminster All-Americans

Phil Rice - 1932	Bob Oravetz - 1965
Bud Brownlee - 1933	John Fontanella - 1967
Wes Bennett - 1935, '36	Mike Drespling - 1968
Jim Riley - 1955, '56, '57	Russ Boston - 1969
Chuck Davis - 1960	Tim Glass - 1979
Ron Galbreath - 1961, '62	Rich Kunselman - 1987
Warren Sallade - 1962, '63	Jim Delsandro - 1996, '97
Lou Skurcenski - 1964	



All-American Chuck Davis (right) steals the ball from Pitt's two-time All-American Don Hennon in the Titans' 76-66 win over the Panthers in 1958.



Westminster's All-Time All-Presidents' Athletic Conference Teams

Westminster joined the Presidents' Athletic Conference for the 2000 season and became eligible for the league title and all-conference awards in 2002. The following is a list of Westminster's all-conference award recipients since joining the PAC:

2016-17

Jarret Vrabel, Jr., F (first team)
Deontay Scott, Jr., F (honorable mention)

2015-16

Jarret Vrabel, So., F (honorable mention)

2014-15

Deontay Scott, Fr., F (honorable mention)

2013-14

Paul Carswell, So., F (honorable mention)
Anthony Thomas, Sr., G (honorable mention)

2012-13

Doug Smith, Sr., G (honorable mention)
Anthony Thomas, Jr., G (honorable mention)

2010-11

Doug Smith, So., G (honorable mention)
Anthony Thomas, Fr., G (honorable mention)

2009-10

Ryne Murray, Sr., F (first team)
Max Spinner, Jr., G (honorable mention)

2008-09

Ryne Murray, Jr., F (player of the year) (first team)
Bobby Glass, Sr. G (honorable mention)

2007-08

Craig Hannon, Sr., G (second team)
Ryne Murray, So., F (second team)

2006-07

Greg Rosatelli, Sr., G (first team)
Craig Hannon, Jr., G (second team)
Nick Adams, Sr., G (honorable mention)
Dom Joseph, Sr., G/F (honorable mention)

2005-06

Mark DeMonaco, Sr., G (first team)
Craig Hannon, So., G (second team)
Greg Rosatelli, So., G (honorable mention)

2004-05

Mark DeMonaco, Jr., G (first team)
Ed Pagley, Sr., G (second team)
Craig Hannon, Fr., G (honorable mention)
Pat O'Connor, Sr., F (honorable mention)

2003-04

Mark DeMonaco, So., G (first team)
Pat O'Connor, Jr., F (second team)
Ed Pagley, Jr., G (second team)
Dom Joseph, So., F (honorable mention)
Chris Hatch, Jr., G (honorable mention)

2002-03

Greg Foster, Sr., C (second team)
Chris Hatch, So., G (second team)
Pat O'Connor, So., F (honorable mention)



Ryne Murray

Westminster D3Hoops.com and NABC Award-Winners

The following players earned recognition from D3Hoops.com and the NABC since Westminster became eligible for Division III awards in 2002-03.

NABC All-Great Lakes Region

2008-09 – Ryne Murray (first team)

D3Hoops.com All-Region

2008-09 – Ryne Murray (first team)
2007-08 – Craig Hannon (third team)
2006-07 – Greg Rosatelli (second team)
2003-04 – Mark DeMonaco (third team)

D3Hoops.com Preseason All-America

2009-10 – Ryne Murray (third team)



Greg Rosatelli



ALL-TIME RESULTS

Home games IN CAPS
at = away games
vs. = neutral site games

2016-17 **17-12**

PITT-GREENSBURG	W	89	62
PSU-BEAVER	W	90	61
at Youngstown State	L	67	97
at Franciscan	W	90	76
THIEL	L	68	101
CHATHAM	W	77	53
LA ROCHE	L	65	69
at Washington & Jefferson	W	62	57
at Bethany	W	83	58
at Muskingum	L	66	81
at Kenyon	W	74	73
THOMAS MORE	W	74	72
WAYNESBURG	W	58	52
GROVE CITY	W	68	66
at Saint Vincent	L	68	89
GENEVA	L	73	75
at Thiel	L	79	85
at Chatham	W	80	64
BETHANY	W	74	66
WASHINGTON & JEFFERSON	W	80	70
at Waynesburg	W	75	70
at Thomas More	L	83	98
at Grove City	L	60	65
at Geneva	W	72	64
SAINT VINCENT	L	66	73
BETHANY	L	66	90
JUNIATA	W	71	57
vs. DeSales	W	93	81
at PSU-Behrend	L	76	82

2015-16 **10-18**

at Marietta	L	82	100
at St. Francis	L	72	103
HEIDELBERG	L	78	89
HIRAM	L	91	94
at Baldwin-Wallace	L	66	75
CHATHAM	W	94	59
THOMAS MORE	W	72	60
at Waynesburg	L	65	73
at Staten Island	L	66	78
vs. Connecticut	L	80	90
at Saint Vincent	L	77	81
GROVE CITY	L	67	77
THIEL	W	74	63
at Bethany	L	64	77
at Geneva	L	74	75
WASHINGTON & JEFFERSON	W	68	56
at Chatham	L	64	66
WAYNESBURG	W	66	65
at Thomas More	L	75	87
at Grove City	L	74	96
SAINT VINCENT	L	57	78
BETHANY	W	63	60
at Thiel	L	66	78
at Washington & Jefferson	W	99	75
GENEVA	W	79	78
WASHINGTON & JEFFERSON	W	76	63
at Grove City	W	59	57
at Saint Vincent	L	65	70

2014-15 **7-20**

KENYON	W	93	80
PSU-Beaver	W	83	71
at Heidelberg	L	89	103
at Hiram	L	71	88
at PSU-Behrend	L	74	80
MARIETTA	L	69	87
at PSU-Altoona	L	70	72
at Thomas More	L	57	71
LA ROCHE	W	66	59
BALDWIN-WALLACE	L	65	81
SAINT VINCENT	L	37	69
at Grove City	L	69	72
at Thiel	L	49	69

WAYNESBURG	L	63	70
BETHANY	L	79	86
GENEVA	W	73	56
at Washington & Jefferson	W	92	50
at Waynesburg	L	60	81
THOMAS MORE	L	71	77
GROVE CITY	L	67	72
at Saint Vincent	L	39	63
at Bethany	L	63	74
THIEL	L	48	66
WASHINGTON & JEFFERSON	L	50	61
at Geneva	W	88	85
WASHINGTON & JEFFERSON	W	79	63
at Saint Vincent	L	79	87

2013-14 **3-23**

CATHOLIC	L	73	85
LYNCHBURG	L	74	90
PITT-BRADFORD	L	71	84
at Youngstown State	L	57	108
PSU-BEHREND	L	76	92
WASHINGTON & JEFFERSON	L	79	83
SAINT VINCENT	L	89	96
HIRAM	L	65	101
PSU-ALTOONA	W	82	71
at Mount Union	L	75	113
at LaRoche	L	87	96
at Bethany	L	56	96
WAYNESBURG	W	96	90
THOMAS MORE	L	55	75
at Geneva	W	80	77
at Thiel	L	68	75
at Grove City	L	69	77
at Washington & Jefferson	L	66	69
THIEL	L	58	71
at Saint Vincent	L	54	101
BETHANY	L	58	74
at Thomas More	L	54	81
at Waynesburg	L	57	72
GROVE CITY	L	49	62
GENEVA	L	72	74
GENEVA	L	74	88

2012-13 **7-18**

MOUNT UNION	W	67	58
MUSKINGUM	W	78	60
at Pitt-Bradford	L	66	64
at Wash. & Jeff.	L	92	87
at Saint Vincent	L	72	55
THIEL	L	75	60
LA ROCHE	W	75	73
at Hiram	L	81	62
PENN STATE-DUBOIS	W	79	67
vs. LaGrange (Ga.)	L	101	79
vs. Connecticut State	L	79	69
BETHANY	L	76	51
at Waynesburg	L	74	61
at Thomas More	L	71	48
GENEVA	W	78	68
GROVE CITY	L	78	70
WASH. & JEFF.	W	86	79
at Thiel	L	66	62
SAINT VINCENT	L	82	70
at Bethany	L	79	69
THOMAS MORE	L	83	77
WAYNESBURG	W	69	66
at Grove City	L	76	45
at Geneva	L	84	80
at Waynesburg	L	74	57

2011-12 **6-20**

OTTERBEIN	L	92	94
CAPITAL	L	62	82
at Mount Union	L	64	88
SAINT VINCENT	L	66	79
at Waynesburg	W	74	71
THIEL	L	61	78
at Wash. & Jeff.	L	63	65

at Hiram	L	75	91
at St. John Fisher	L	62	85
vs. Medaille	L	66	84
GROVE CITY	L	69	66
at Thomas More	L	68	79
at Penn State-DuBois	L	56	61
BETHANY	L	66	76
GENEVA	W	82	81
at Saint Vincent	L	47	79
WAYNESBURG	W	72	55
at Thiel	L	98	61
WASH. & JEFF.	W	73	60
at Grove City	L	78	80
THOMAS MORE	L	71	75
at Penn State-Greater Allegheny	W	78	59
at Bethany	L	65	91
at Geneva	L	85	100
WAYNESBURG	L	57	63

2010-11 **7-19**

at Oberlin	L	72	78
MOUNT UNION	W	79	77
at Notre Dame (Ohio)	L	68	85
at Penn State Behrend	L	68	75
at Bethany	L	74	75
SAINT VINCENT	L	69	79
HIRAM	L	81	99
at Thomas More	L	77	79
vs. Piedmont	W	74	69
at Transylvania	L	57	70
vs. Pitt-Greensburg	W	90	81
at Bluffton	L	60	80
WAYNESBURG	L	69	75
WASH. & JEFF.	L	68	71
at Thiel	L	64	77
at Geneva	L	80	93
GROVE CITY	W	69	62
BETHANY	L	49	68
at Saint Vincent	L	60	62
THOMAS MORE	L	57	79
at Waynesburg	W	86	61
at Wash. & Jeff.	L	56	64
THIEL	L	64	80
GENEVA	W	72	69
at Grove City	W	66	49
at Bethany	L	58	90

2009-10 **7-19**

at Mount Union	L	53	73
ALLEGHENY	L	77	100
NOTRE DAME (OHIO)	L	60	91
OTTERBEIN	W	67	60
BETHANY	L	67	85
at Saint Vincent	W	82	73
PENN STATE BEHREND	L	49	71
THOMAS MORE	L	80	95
vs. Central (Iowa)	L	75	99
vs. Concordia (Neb.)	L	66	73
vs. Claremont-Mudd Scripps	L	40	62
vs. California Tech	W	66	54
at Waynesburg	W	68	55
at Wash. & Jeff.	L	83	84
THIEL	W	88	86
GENEVA	L	57	75
at Grove City	L	53	64
at Bethany	L	73	85
SAINT VINCENT	W	69	44
at Thomas More	L	65	82
WAYNESBURG	W	87	70
WASH. & JEFF.	L	60	61
at Thiel	L	78	88
at Geneva	L	84	89
GROVE CITY	L	47	69
at Bethany	L	73	82

ALL-TIME RESULTS



MEN'S BASKETBALL RECORD BOOK

2008-09		10-17	
PENN STATE BEHREND	L	55	77
PITT-BRADFORD	L	74	81
CARNEGIE MELLON	L	65	70
WESLEY	L	85	101
at Oberlin	L	52	67
Mount Union	L	72	75
at Saint Vincent	L	58	67
GROVE CITY	L	81	89
JUNIATA	L	65	75
THOMAS MORE	W	92	80
at Marietta	L	63	77
vs. Emory & Henry	L	84	104
at Wash. & Jeff.	W	63	54
at Waynesburg	L	82	88
THIEL	W	80	63
BETHANY	W	80	78
at Geneva	W	82	77
SAINT VINCENT	L	69	82
at Grove City	W	78	57
at Thomas More	L	78	83
WASH. & JEFF.	L	64	80
WAYNESBURG	W	83	75
at Thiel	W	74	60
at Bethany	L	77	82
GENEVA	W	88	80
WAYNESBURG	W	94	78
at Bethany	L	67	71
2007-08			
		7-19	
BLUFFTON	L	79	82
EASTERN	L	87	90
at Pitt-Bradford	L	75	78
PENN STATE BEHREND	L	65	80
at Juniata	L	63	80
SAINT VINCENT	W	81	72
at Allegheny	L	66	68
at Grove City	L	98	102
at Thomas More	L	67	78
at Pitt-Greensburg	W	77	62
vs. Lewis and Clark	L	54	72
vs. Wisconsin River Falls	L	73	77
WASH. & JEFF.	L	64	78
WAYNESBURG	W	86	77
at Thiel	L	79	93
at Bethany	L	61	102
GENEVA	L	62	67
at Saint Vincent	L	60	87
GROVE CITY	W	82	60
THOMAS MORE	W	89	80
at Wash. & Jeff.	L	56	65
at Waynesburg	L	77	83
THIEL	W	65	58
BETHANY	W	79	77
at Geneva	L	80	81
THOMAS MORE	L	79	95
2006-07			
		18-9	
LYNCHBURG	L	83	101
HAMPDEN-SYDNEY	L	84	93
PITT-BRADFORD	L	82	86
at La Roche	W	92	89
at Geneva	L	80	83
ALLEGHENY	W	102	97
WASH. & JEFF.	W	88	73
PENN STATE BEHREND	W	73	55
PITT-GREENSBURG	W	99	94
at Hanover	L	90	116
vs Olivet	W	80	67
at Marietta	W	98	73
THOMAS MORE	W	89	79
at Saint Vincent	W	93	89
at Waynesburg	W	92	90
Grove City	L	91	101
at Bethany	W	96	82
at Thiel	W	78	66
at Wash. & Jeff.	L	87	89
SAINT VINCENT	W	94	86
at Thomas More	W	76	63

at Grove City	W	71	59
WAYNESBURG	W	84	82
THIEL	W	92	74
BETHANY	W	102	90
GROVE CITY	L	67	86
at John Carroll	L	83	87
2005-06			
		11-16	
DELAWARE VALLEY	W	129	125
BALDWIN-WALLACE	L	113	133
at Pitt-Bradford	L	109	121
CASE WESTERN RESERVE	L	120	135
at Penn State Behrend	L	101	118
at Allegheny	L	98	100
at Pitt-Greensburg	L	80	91
at Wooster	L	110	133
LA ROCHE	W	100	76
vs. Ottawa (Kan.)	W	94	89
vs. Mount St. Mary	L	95	99
THIEL	W	117	100
at DeSales	L	90	111
at Grove City	L	94	106
BETHANY	L	109	140
at Wash. & Jeff.	L	86	108
THOMAS MORE	W	134	109
at Waynesburg	L	87	117
at Bethany	L	86	94
GROVE CITY	W	90	69
WASH. & JEFF.	W	107	103
GENEVA	L	102	107
at Thomas More	W	100	92
at Thiel	W	111	100
WAYNESBURG	W	94	82
THOMAS MORE	W	122	92
WAYNESBURG	L	75	87
2004-05			
		15-11	
HIRAM	W	131	101
OLIVET	L	96	105
PENN STATE-NEW KENSINGTON	W	117	95
vs. Framington State	W	121	110
at Carnegie Mellon	W	102	100
PENN STATE BEHREND	W	109	99
ALLEGHENY	W	135	128
at Elizabethtown	W	121	120
at La Roche	W	95	89
WOOSTER	L	79	116
vs. Bethany Lutheran	W	122	119
at Montclair State	L	88	103
at Case Western Reserve	W	113	109
JUNIATA	L	102	109
at Grove City	L	86	94
THIEL	W	125	100
BETHANY	L	109	120
WASH. & JEFF.	W	116	101
at Waynesburg	W	113	98
at Geneva	L	116	125
GROVE CITY	W	110	102
at Thiel	L	114	119
at Bethany	L	99	110
at Wash. & Jeff.	L	79	94
WAYNESBURG	W	127	108
THIEL	L	107	110
2003-04			
		15-13	
PHILADELPHIA BIBLE	W	94	80
CENTRE	L	65	81
at Juniata	L	62	83
at Penn State Behrend	L	63	91
at Frostburg State	L	62	90
at Wooster	L	61	80
LA ROCHE	W	92	71
at Allegheny	L	64	75
at Otterbein	L	65	80
vs. Maryville	L	55	93
vs. Kalamazoo	W	123	96
at LaGrange	L	96	97
CASE WESTERN RESERVE	W	111	95

PITT-BRADFORD	W	113	100
THIEL	W	106	103
GROVE CITY	W	91	86
at Waynesburg	W	119	97
at Wash. & Jeff.	W	118	111
BETHANY	W	103	81
PITT-GREENSBURG	L	100	107
at Thiel	W	94	93
at Grove City	L	95	100
WAYNESBURG	L	88	94
WASH. & JEFF.	W	102	74
at Bethany	W	99	95
WAYNESBURG	W	86	72
BETHANY	W	97	88
at Alvernia	L	57	74
2002-03			
		11-16	
LAKE ERIE	W	78	54
GENEVA	L	66	70
at Case Western Reserve	L	56	59
WOOSTER	L	53	64
MOUNT UNION	L	73	83
FROSTBURG STATE	W	72	65
PENN STATE BEHREND	W	54	40
at Mount Aloysius	W	71	62
ALLEGHENY	L	57	70
at Geneva	L	55	68
at La Roche	W	69	56
at Wilkes	L	61	66
vs. Washington	W	77	75
at Pitt-Bradford	L	75	79
at Thiel	W	94	82
at Grove City	L	47	72
WAYNESBURG	L	47	80
WASH. & JEFF.	W	90	74
at Bethany	W	84	82
at Pitt-Greensburg	L	72	76
THIEL	L	74	78
GROVE CITY	L	53	60
at Waynesburg	L	67	75
at Wash. & Jeff.	L	81	83
BETHANY	W	76	74
WASH. & JEFF.	W	85	64
at Grove City	L	60	91
2001-02			
		10-15	
NOTRE DAME (OHIO)	W	74	62
GENEVA	L	54	63
vs. Muskingum	L	60	66
vs. Alma	W	84	77
at Mount Union	L	52	85
TIFFIN	L	67	72
MOUNT ALOYSIUS	W	82	67
MEDAILLE	W	77	46
PITT-GREENSBURG	W	80	59
vs. Berea	L	74	83
vs. Concordia (Ill.)	W	92	78
at Penn State Behrend	L	67	77
at Wooster	L	58	67
at Geneva	L	72	80
at Mount Aloysius	W	71	68
BETHANY	L	77	78
at Waynesburg	L	70	81
at Thiel	L	63	71
GROVE CITY	L	101	111
WASH. & JEFF.	W	66	48
at Bethany	L	68	85
WAYNESBURG	L	60	68
THIEL	W	60	58
at Grove City	W	76	69
at Wash. & Jeff.	L	63	65



ALL-TIME RESULTS

2000-01		19-6	
WATERLOO	W	91	80
WALSH	W	81	72
at Tiffin	W	83	82
vs. Mount Union	L	63	77
at Allegheny	W	111	78
at Medaille	W	89	74
TIFFIN	W	98	97
at Geneva	L	66	71
WOOSTER	L	75	88
at Walsh	W	98	95
vs. Malone	W	91	78
vs. Northern Kentucky	L	95	105
vs. Shippensburg	W	98	88
at Rollins	L	74	86
at Pitt-Greensburg	W	89	71
THIEL	W	77	74
at Waynesburg	W	93	79
at Bethany	L	91	95
GROVE CITY	W	54	52
at Wash. & Jeff.	W	87	69
at Thiel	W	76	68
BETHANY	W	94	84
WAYNESBURG	W	88	83
WASH. & JEFF.	W	104	75
at Grove City	W	83	70
1999-2000		11-15	
LE MOYNE	L	69	74
TIFFIN	W	99	79
MICHIGAN TECH	L	97	103
vs. Pitt-Greensburg	W	82	71
at Allegheny	W	84	78
at Ferris State	W	77	72
at Grand Valley State	W	77	63
GENEVA	W	73	63
SLIPPERY ROCK	W	77	66
at Indiana (Pa.)	L	72	85
NORTHERN MICHIGAN	L	74	78
SAGINAW VALLEY STATE	W	76	75
at Northwood	W	77	67
at Lake Superior State	L	75	78
HILLSDALE	L	71	84
FINDLAY	W	65	59
GANNON	L	74	89
at Mercyhurst	L	69	81
ASHLAND	L	64	65
at Wayne State	L	67	73
at Hillsdale	L	59	70
at Findlay	L	67	81
at Gannon	L	58	78
MERCYHURST	W	91	83
at Ashland	L	71	73
WAYNE STATE	L	77	79
1998-99		11-15	
Indiana (Pa.)	W	87	84
CENTENNIAL	W	87	49
at Northern Michigan	W	82	61
at Michigan Tech	W	61	58
vs. Hiram	W	91	60
at Allegheny	W	76	69
FERRIS STATE	W	74	66
GRAND VALLEY STATE	L	74	92
at Geneva	L	73	76
vs. Huntington	L	78	86
vs. Michigan-Dearborn	W	68	55
at Saginaw Valley State	L	67	75
NORTHWOOD	L	67	82
LAKE SUPERIOR STATE	W	78	74
at Hillsdale	L	69	70
at Findlay	L	71	82
at Gannon	L	74	89
MERCYHURST	L	63	73
at Ashland	L	68	72
WAYNE STATE	L	66	70
HILLSDALE	L	65	78
FINDLAY	L	58	63
GANNON	L	54	70

at Mercyhurst	W	66	60
ASHLAND	W	71	68
at Wayne State	L	64	73
1997-98		17-10	
vs. Rio Grande	L	61	67
vs. Lock Haven	W	85	73
LOCK HAVEN	W	86	62
SALEM	L	71	78
vs. Bethany	W	99	48
at Allegheny	W	66	62
MANSFIELD	W	101	72
at Slippery Rock	L	69	76
vs. St. Thomas Aquinas	L	51	54
vs. Ohio Valley	W	110	71
vs. Baptist Bible	W	126	57
vs. Pitt-Johnstown	L	84	92
at Houghton	W	94	55
at Daemen	W	80	73
POINT PARK	L	59	62
at Geneva	W	81	66
ALLEGHENY	L	54	57
ROBERTS WESLEYAN	W	61	50
PITT-JOHNSTOWN	W	111	50
SAINT VINCENT	L	67	78
at Point Park	L	71	81
GENEVA	W	66	63
at Saint Vincent	W	78	67
HOUGHTON	W	87	60
at Roberts Wesleyan	W	83	72
DAEMEN	W	91	76
POINT PARK	L	68	77
1996-97		20-8	
vs. Concord	W	79	78
at Salem	W	81	77
SHERIDAN	W	93	80
SLIPPERY ROCK	W	102	58
vs. John Carroll	L	68	80
vs. Medaille	W	87	43
SLIPPERY ROCK	W	77	53
vs. Northern Kentucky	L	63	64
vs. St. Francis (Pa.)	W	87	70
at Mansfield	L	85	88
vs. Coker	W	75	72
at Rollins	W	70	69
ALLEGHENY	L	55	59
ROBERTS WESLEYAN	W	84	69
DAEMEN	W	62	57
at Point Park	W	85	75
GENEVA	W	85	74
at Roberts Wesleyan	L	64	85
at Pitt-Johnstown	W	79	67
at Saint Vincent	W	75	57
POINT PARK	L	76	93
at Geneva	W	69	65
SAINT VINCENT	W	77	60
HOUGHTON	L	74	76
at Houghton	W	77	75
at Daemen	W	66	52
ROBERTS WESLEYAN	W	80	65
POINT PARK	L	63	67
1995-96		21-8	
WATERLOO	W	81	59
FINDLAY	L	75	76
at Slippery Rock	W	63	61
vs. Ramapo	L	58	63
vs. Nazareth	W	60	56
at Roberts Wesleyan	W	76	69
vs. Scranton	W	75	45
at Clarion	W	88	67
at Malone	L	74	78
GROVE CITY	L	57	70
vs. Wilmington	W	72	59
at Heidelberg	L	75	76
FAIRMONT STATE	L	64	75
ROBERTS WESLEYAN	W	73	64
ALLEGHENY	W	65	51

at Daemen	W	83	76
POINT PARK	W	77	67
at Geneva	W	78	73
HOUGHTON	W	78	45
at Saint Vincent	L	64	67
at Point Park	W	107	77
GENEVA	W	57	56
SAINT VINCENT	W	73	62
at La Roche	W	95	68
at Houghton	W	76	75
DAEMEN	W	78	50
SAINT VINCENT	W	75	74
GENEVA	W	67	66
vs. Belmont	L	54	57
1994-95		19-9	
WALSH	W	79	66
TRANSYLVANIA	L	66	71
vs. Elmira	L	81	83
at Allegheny	W	68	64
at Belmont	L	73	92
MALONE	L	71	90
at Grove City	W	67	61
vs. Mount Union	W	67	59
at Walsh	L	77	85
vs. Spring Arbor	L	84	88
vs. Waterloo	W	61	59
ALLEGHENY	W	66	48
vs. Potsdam	W	78	52
vs. Penn State Behrend	W	67	61
at Point Park	W	79	55
at La Roche	W	86	64
DAEMEN	W	70	51
GENEVA	W	95	91
at Mercyhurst	W	67	52
PITT-BRADFORD	W	88	74
at Saint Vincent	L	69	89
POINT PARK	W	82	64
at Geneva	L	71	74
SAINT VINCENT	W	75	51
LA ROCHE	W	75	67
at Pitt-Bradford	W	85	72
at Daemen	W	99	51
SAINT VINCENT	L	68	78
1993-94		25-3	
SHERIDAN	W	82	69
MALONE	W	89	86
vs. Emory & Henry	W	82	69
at Allegheny	W	81	80
vs. Alice Lloyd	L	75	95
vs. Cedarville	W	96	83
GROVE CITY	W	87	72
vs. Lake Superior State	L	70	76
at Tiffin	W	64	59
at Fairmont State	W	75	51
POINT PARK	W	74	57
LA ROCHE	W	95	60
at Geneva	W	62	60
ALLEGHENY	W	74	52
at Lake Erie	W	66	60
at Pitt-Bradford	W	88	70
at Daemen	W	59	38
SAINT VINCENT	W	68	57
at Point Park	W	92	81
GENEVA	W	57	54
at Saint Vincent	W	78	52
at La Roche	W	87	66
PITT-BRADFORD	W	71	56
DAEMEN	W	75	51
PITT-BRADFORD	W	72	49
GENEVA	W	79	69
vs. Auburn-Montgomery	W	72	67
vs. Drury	L	66	74

ALL-TIME RESULTS



MEN'S BASKETBALL RECORD BOOK

1992-93	17-12
LAKE ERIE	W 80 65
WALSH	L 73 78
vs. Buffalo State	L 56 57
vs. Heidelberg	L 74 76
at Malone	L 74 82
vs. West Virginia State	W 70 51
GROVE CITY	W 70 63
at Glenville State	L 67 69
COLUMBIA UNION	W 81 74
at Ripon	L 56 59
KING'S	W 74 64
LAKE ERIE	W 65 57
at Point Park	L 78 85
DAEMEN	W 79 69
ALLEGHENY	W 65 60
at Geneva	L 63 66
at Saint Vincent	L 70 75
COLUMBIA UNION	W 75 70
at St. Thomas Aquinas	L 80 84
PITT-BRADFORD	W 86 70
POINT PARK	W 73 71
at Geneva	L 58 78
SAINT VINCENT	W 67 65
PITT-BRADFORD	W 85 74
ST. THOMAS AQUINAS	W 61 47
DAEMEN	W 73 59
COLUMBIA UNION	W 112 64
POINT PARK	W 105 70
at Geneva	L 55 64
<hr/>	
1991-92	21-7
vs. Pratt Institute	W 97 37
at Allegheny	W 65 60
GLENVILLE STATE	W 68 63
at West Virginia Wesleyan	W 75 63
MALONE	W 77 59
at Daemen	W 81 63
MERCYHURST	W 67 63
vs. Tri-State	W 84 76
at Heidelberg	L 68 87
at Warner Southern	W 60 50
at Wheeling Jesuit	W 75 67
GROVE CITY	W 80 57
POINT PARK	W 73 56
GANNON	W 63 58
ALLEGHENY	W 91 68
at Geneva	L 61 71
SAINT VINCENT	L 55 64
at Houghton	L 73 80
at Pitt-Bradford	W 68 62
at Mercyhurst	W 80 76
at Point Park	W 87 72
GENEVA	W 68 58
at Saint Vincent	L 67 68
HOUGHTON	W 86 63
PITT-BRADFORD	W 71 55
DAEMEN	L 76 79
DAEMEN	W 93 74
at Geneva	L 58 63
<hr/>	
1990-91	16-9
at Buffalo State	W 66 62
vs. Ramapo	W 72 54
FAIRMONT STATE	L 68 73
at Lake Erie	W 86 51
ALLEGHENY	W 81 63
at Fairmont State	W 64 62
at Ohio Wesleyan	W 72 71
WEST VIRGINIA WESLEYAN	W 86 85
vs. Taylor	L 56 66
vs. Shawnee State	W 77 76
WHEELING JESUIT	W 89 81
HOUGHTON	W 70 59
GROVE CITY	W 62 59
at Point Park	L 72 80
DAEMEN	L 67 72
GENEVA	L 41 51
at Saint Vincent	L 46 59

at Houghton	W 61 51
at Pitt-Bradford	W 82 59
SAINT VINCENT	L 58 72
POINT PARK	W 71 68
at Gannon	L 52 66
at Geneva	L 58 68
PITT-BRADFORD	W 84 62
at Daemen	W 108 73
<hr/>	
1989-90	21-7
LAKE ERIE	W 106 62
vs. Mount Vernon	L 70 93
vs. Wooster	W 70 64
FAIRMONT STATE	L 76 81
OHIO WESLEYAN	W 79 71
at Dyke	W 76 65
KEUKA	W 78 67
at Fairmont State	W 92 86
at Allegheny	W 92 83
at Waynesburg	L 60 73
POINT PARK	W 90 82
HOUGHTON	W 64 52
at Daemen	L 76 82
at Geneva	L 54 75
SAINT VINCENT	L 64 71
at Houghton	W 77 59
at Pitt-Bradford	W 84 73
GROVE CITY	W 55 53
WASH. & JEFF.	W 71 70
at Saint Vincent	W 66 52
at Clarion	W 71 69
at Point Park	W 78 69
PITT-BRADFORD	W 90 57
GENEVA	W 65 58
WAYNESBURG	W 101 67
DAEMEN	W 79 68
POINT PARK	W 78 65
at Saint Vincent	L 57 60
<hr/>	
1988-89	20-6
vs. Allegheny	L 66 72
at Carnegie Mellon	W 77 68
at Daemen	W 66 59
DYKE	W 93 68
at Mercyhurst	L 71 73
HIRAM	W 66 61
at Tampa	L 49 88
HOUGHTON	W 94 61
WAYNESBURG	L 83 93
CLARION	W 75 50
at Point Park	W 90 75
DAEMEN	W 95 73
GENEVA	W 71 62
SAINT VINCENT	W 74 57
at Penn State Behrend	W 91 79
at Pitt-Bradford	W 74 61
at Wash. & Jeff.	W 74 62
at Saint Vincent	W 80 66
at Houghton	W 74 73
POINT PARK	W 88 74
PITT-BRADFORD	W 91 60
at Geneva	W 87 76
MERCYHURST	W 89 51
at Waynesburg	L 76 81
DAEMEN	W 98 74
at Waynesburg	L 75 79
<hr/>	
1987-88	21-5
PENN STATE BEHREND	W 78 66
at Clarion	W 60 58
THIEL	W 88 44
WASH. & JEFF.	W 68 43
DAEMEN	W 86 47
at Grove City	W 71 64
HIRAM	W 90 52
vs. Lynchburg	W 91 63
at Wash. & Jeff.	L 66 67
HOUGHTON	W 79 58
at Waynesburg	L 71 87

WEST VIRGINIA WESLEYAN	W 85 70
POINT PARK	W 90 76
at Daemen	W 73 49
at Geneva	W 74 56
SAINT VINCENT	W 80 69
at Houghton	W 94 52
at Pitt-Bradford	W 79 60
at Saint Vincent	W 83 60
WAYNESBURG	L 63 81
at Point Park	W 71 66
PITT-BRADFORD	W 57 55
GENEVA	W 89 60
at West Virginia Wesleyan	L 61 75
PITT-BRADFORD	W 87 50
at Waynesburg	L 72 85
<hr/>	
1986-87	21-4
HOUGHTON	W 62 50
at Wash. & Jeff.	W 78 53
LA ROCHE	W 60 46
PITT-BRADFORD	W 71 62
GROVE CITY	W 77 51
SLIPPERY ROCK	W 69 60
vs. Hope	W 59 53
at Allegheny	L 63 71
HIRAM	W 105 61
WAYNESBURG	W 89 86
at Clarion	W 72 70
at Point Park	W 70 69
GENEVA	W 73 70
SAINT VINCENT	W 59 57
at Pitt-Bradford	L 65 76
at Keuka	W 88 66
at La Roche	W 91 85
at Saint Vincent	W 76 61
at Waynesburg	L 64 96
POINT PARK	W 81 77
CLARION	W 79 64
THIEL	W 75 59
at Geneva	W 81 66
SAINT VINCENT	W 69 58
at Waynesburg	L 63 71
<hr/>	
1985-86	19-9
at Pittsburgh	L 56 88
at Navy	L 54 84
at La Roche	L 73 84
PITT-BRADFORD	L 54 61
at Slippery Rock	L 56 60
at Grove City	W 65 52
vs. Walsh	W 64 62
ALLEGHENY	W 75 58
ALLIANCE	W 79 55
SAINT VINCENT	W 53 52
at Waynesburg	L 54 65
at Alliance	W 91 61
POINT PARK	W 64 63
HOUGHTON	W 70 53
at Gettysburg	W 60 51
ROBERTS WESLEYAN	W 54 43
WASH. & JEFF.	W 66 58
at Geneva	W 55 53
at Pitt-Bradford	W 66 51
at Saint Vincent	L 56 65
LA ROCHE	W 60 53
WAYNESBURG	L 76 86
at Houghton	W 74 60
at Point Park	W 55 53
GENEVA	W 53 47
PITT-BRADFORD	W 81 50
POINT PARK	W 69 56
at Waynesburg	L 49 59



ALL-TIME RESULTS

1984-85	15-12
at La Roche	W 93 71
ALLIANCE	W 68 64
vs. Mount Union	W 80 68
vs. Case Western Reserve	L 59 72
at Allegheny	L 52 60
PITT-BRADFORD	W 75 73
at Malone	L 54 64
GROVE CITY	W 67 57
PENN STATE BEHREND	W 68 67
at Pittsburgh	L 50 84
SAINT VINCENT	W 58 52
WAYNESBURG	L 74 86
at Alliance	W 99 67
at Point Park	L 67 69
GETTYSBURG	W 81 74
CARNEGIE MELLON	W 71 61
at Wash. & Jeff.	L 70 76
at Geneva	L 65 71
at Pitt-Bradford	L 61 67
at Saint Vincent	L 48 62
LA ROCHE	W 60 58
at Waynesburg	L 53 55
at Penn State Behrend	W 70 54
POINT PARK	W 58 50
GENEVA	W 62 57
POINT PARK	W 59 57
at Waynesburg	L 56 79

1983-84	17-11
at Pittsburgh	L 56 86
ALLIANCE	W 111 84
vs. Buffalo State	L 53 70
at Carnegie Mellon	W 95 72
PITT-BRADFORD	W 82 68
at Penn State Behrend	W 95 67
MALONE	W 85 76
at La Roche	L 71 76
vs. Ursinus	W 91 79
at Allegheny	W 61 60
SAINT VINCENT	W 86 78
at Waynesburg	L 78 100
at Alliance	W 88 83
GROVE CITY	W 76 50
POINT PARK	L 65 77
PENN STATE BEHREND	W 89 83
LA ROCHE	L 62 66
at Slippery Rock	L 86 88
at Geneva	L 60 80
at Pitt-Bradford	L 60 75
at Saint Vincent	W 94 90
WAYNESBURG	W 71 59
at Point Park	W 73 71
at Grove City	L 58 72
GENEVA	W 76 74
SAINT VINCENT	W 76 58
PITT-BRADFORD	W 70 67
at Waynesburg	L 52 59

1982-83	16-10
at Pitt-Bradford	L 65 89
at Pittsburgh	L 67 80
ALLIANCE	W 97 65
at Carnegie Mellon	L 59 60
SLIPPERY ROCK	L 71 74
PITT-BRADFORD	L 57 59
at Penn State Behrend	W 58 56
LA ROCHE	W 80 74
at Indiana (Pa.)	W 66 57
GENEVA	W 77 60
at Saint Vincent	W 66 51
WAYNESBURG	W 76 65
at Grove City	L 69 71
at Point Park	L 71 73
PENN STATE BEHREND	W 80 64
at Flagler (Fla.)	W 81 71
at Eckerd (Fla.)	W 92 81
at Geneva	L 61 72

at Alliance	W 72 54
SAINT VINCENT	W 97 75
at Waynesburg	W 90 78
POINT PARK	W 72 65
GROVE CITY	L 73 79
at La Roche	W 88 82
LA ROCHE	W 68 64
vs. Point Park	L 48 54

1981-82	21-7
at Youngstown State	W 68 66
at Alliance	W 69 60
CARNEGIE MELLON	W 66 59
at Slippery Rock	L 72 82
PITT-BRADFORD	W 88 65
PENN STATE BEHREND	W 79 62
LA ROCHE	W 73 68
INDIANA (PA.)	W 64 56
at Point Park	L 67 77
GENEVA	W 98 67
at Saint Vincent	L 63 73
at Waynesburg	L 64 67
at Grove City	W 61 60
POINT PARK	W 88 78
at Penn State Behrend	W 70 48
at Pitt-Bradford	L 58 78
at La Roche	W 60 58
at Geneva	W 68 67
ALLIANCE	W 75 53
SAINT VINCENT	W 53 51
WAYNESBURG	W 72 52
at Pitt-Johnstown	W 70 62
at Penn State	L 50 64
GROVE CITY	W 90 64
SAINT VINCENT	W 59 55
vs. Point Park	W 40 37
vs. La Roche	W 66 63
vs. Hanover	L 39 49

1980-81	12-12
at Edinboro	W 78 64
ALLIANCE	W 94 68
at Wooster	L 57 68
SLIPPERY ROCK	W 75 70
at Point Park	L 74 82
at Carnegie Mellon	W 72 69
LA ROCHE	W 83 74
at Indiana (Pa.)	L 71 82
MERCYHURST	W 86 78
GENEVA	W 68 64
YOUNGSTOWN STATE	W 74 70
at Saint Vincent	L 59 66
WAYNESBURG	L 74 75
GROVE CITY	W 67 56
POINT PARK	W 62 59
PENN STATE BEHREND	L 58 70
at Penn State	L 47 65
at Navy	L 49 58
at Geneva	L 61 64
at Alliance	W 70 64
SAINT VINCENT	L 77 80
at Waynesburg	L 56 65
PITT-JOHNSTOWN	W 77 65
at Grove City	L 64 68

1979-80	13-11
EDINBORO	L 42 62
WOOSTER	W 54 53
at Slippery Rock	W 70 59
at Point Park	W 65 60
CARNEGIE MELLON	L 67 70
LA ROCHE	W 80 73
INDIANA (PA.)	L 71 81
at Mercyhurst	L 68 72
at Youngstown State	L 49 65
GENEVA	W 51 32
SAINT VINCENT	W 75 58
at Waynesburg	L 65 68
GROVE CITY	W 62 59

POINT PARK	L 57 69
at Pittsburgh	L 44 75
at Geneva	W 62 59
at Alliance	W 67 66
at Grove City	L 59 73
at Penn State Behrend	W 56 55
ALLIANCE	W 93 66
at Saint Vincent	L 59 62
WAYNESBURG	W 84 79
at Pitt-Johnstown	L 74 89
ASHLAND	W 75 66

1978-79	22-4
at Ashland	W 85 73
at Point Park	L 73 76
JUNIATA	W 94 78
SLIPPERY ROCK	W 87 76
at Carnegie Mellon	W 71 68
MERCYHURST	W 85 70
at Indiana (Pa.)	W 69 56
PENN STATE BEHREND	W 91 72
at Saint Vincent	W 73 49
YOUNGSTOWN STATE	W 59 50
at Mercyhurst	L 79 84
WAYNESBURG	W 89 73
GROVE CITY	W 68 56
GENEVA	W 79 56
LA ROCHE	W 93 65
at West Virginia	L 63 66
at Geneva	W 94 65
at Alliance	W 97 71
at Grove City	W 78 65
ALLIANCE	W 82 59
SAINT VINCENT	W 80 69
at Waynesburg	W 76 74
PITT-JOHNSTOWN	W 86 71
POINT PARK	W 70 68
WAYNESBURG	W 68 67
at Point Park	L 69 78

1977-78	20-4
at Baldwin Wallace	W 92 65
POINT PARK	W 82 75
at Wash. & Jeff.	L 64 66
at Juniata	W 74 64
BETHANY	W 87 55
at Pitt-Johnstown	W 86 75
CARNEGIE MELLON	W 81 66
MERCYHURST	W 84 82
vs. Rochester	W 71 63
vs. Dickinson	W 86 54
at Penn State Behrend	W 90 69
SAINT VINCENT	W 66 61
INDIANA (PA.)	L 62 73
WAYNESBURG	W 75 61
GROVE CITY	W 69 60
at Slippery Rock	W 57 54
at Alliance	W 60 57
at Grove City	W 61 58
GENEVA	W 81 65
at Saint Vincent	W 87 85
ALLIANCE	W 86 66
at Geneva	L 59 65
at Waynesburg	W 79 77
SAINT VINCENT	L 69 71

ALL-TIME RESULTS



MEN'S BASKETBALL RECORD BOOK

1976-77		15-6	
at Penn State Behrend	W	114	67
WASH. & JEFF.	W	88	67
at Bethany	W	78	63
JUNIATA	W	65	59
MUSKINGUM	W	61	60
at Carnegie Mellon	L	66	68
vs. Mansfield State	L	77	81
vs. Saint Vincent	W	76	71
BALDWIN WALLACE	W	84	68
SLIPPERY ROCK	W	74	69
PENN STATE BEHREND	W	102	79
ROBERTS WESLEYAN	W	84	71
at Indiana (Pa.)	W	77	55
WAYNESBURG	L	80	90
at Geneva	W	42	40
at Grove City	L	61	77
at Waynesburg	L	76	82
YOUNGSTOWN STATE	L	53	54
GENEVA	W	66	65
ALLIANCE	W	72	62
GROVE CITY	W	44	40

1975-76		11-11	
PENN STATE BEHREND	W	80	59
CARNEGIE MELLON	W	65	53
at Wash. & Jeff.	W	70	58
BETHANY	W	78	72
at Waynesburg	W	77	71
at Alliance	W	58	57
at Otterbein	L	63	101
at Ohio Northern	L	54	109
YOUNGSTOWN STATE	L	53	67
at Juniata	W	76	62
at Susquehanna	W	75	72
ALLIANCE	W	74	64
at Muskingum	L	56	64
INDIANA (PA.)	L	63	74
WAYNESBURG	W	69	64
DENISON	L	66	69
at Geneva	L	62	78
GROVE CITY	L	62	71
GENEVA	W	79	71
FAIRMONT STATE	L	40	58
at Grove City	L	47	64
at Youngstown State	L	56	69

1974-75		8-14	
at Denison	L	72	85
at Penn State Behrend	L	66	73
SUSQUEHANNA	W	100	81
OHIO WESLEYAN	W	84	65
JUNIATA	L	71	74
ALLIANCE	L	88	89
vs. Hiram	L	73	75
vs. Walsh	W	69	58
at Allegheny	L	71	74
WASH. & JEFF.	W	102	63
at Slippery Rock	L	74	75
WAYNESBURG	L	81	88
at Indiana (Pa.)	L	66	82
GENEVA	W	92	91
at Alliance	L	78	86
at Geneva	W	79	70
at Grove City	L	62	67
at Bethany	W	79	65
at Fairmont State	L	61	106
DENISON	L	75	87
at Waynesburg	L	74	96
GROVE CITY	W	83	66

1973-74		7-14	
PENN STATE BEHREND	W	81	66
ALLIANCE	L	83	93
ALLEGHENY	W	69	63
at Saint Vincent	L	79	91
GROVE CITY	W	62	53
at Waynesburg	L	96	112

BETHANY	L	88	91
at Carnegie Mellon	W	79	57
SAINT VINCENT	W	87	72
at Allegheny	W	84	80
at Alliance	L	92	98
INDIANA (PA.)	L	66	72
WAYNESBURG	L	84	88
at Wash. & Jeff.	W	95	59
PITTSBURGH	L	71	106
at Geneva	L	65	70
at Juniata	L	82	101
at Susquehanna	L	63	81
SLIPPERY ROCK	L	89	103
GENEVA	L	76	80
at Grove City	L	60	84

1972-73		13-8	
SLIPPERY ROCK	W	79	73
ALLIANCE	W	76	59
ALLEGHENY	W	80	68
at Saint Vincent	L	65	74
GROVE CITY	W	56	55
WAYNESBURG	W	77	75
WASH. & JEFF.	W	82	52
CARNEGIE MELLON	W	80	43
GENEVA	W	79	62
at Allegheny	W	66	49
at Youngstown State	L	58	66
at Alliance	W	76	71
at Indiana (Pa.)	L	58	60
GETTYSBURG	L	60	70
SAINT VINCENT	W	79	74
at Waynesburg	L	84	94
YOUNGSTOWN STATE	L	59	78
SUSQUEHANNA	W	81	73
at Slippery Rock	L	77	81
at Geneva	L	77	92
at Grove City	W	87	75

1971-72		12-10	
ALLIANCE	W	70	68
CARNEGIE MELLON	W	76	63
WAYNESBURG	W	89	72
SAINT VINCENT	W	105	55
vs. Otterbein	L	96	104
vs. Clarion	L	70	75
at Alliance	L	70	73
at Pittsburg	L	59	78
GROVE CITY	L	64	68
at Waynesburg	L	72	74
YOUNGSTOWN STATE	L	51	74
INDIANA (PA.)	W	89	86
at Wash. & Jeff.	W	80	75
at Carnegie Mellon	W	83	54
at Saint Vincent	L	85	86
at Geneva	W	84	81
ALLEGHENY	W	90	84
at Grove City	W	83	78
at Gettysburg	L	75	87
at Susquehanna	L	84	87
SLIPPERY ROCK	W	88	78
GENEVA	W	105	77

1970-71		13-10	
GETTYSBURG	W	77	59
CARNEGIE MELLON	W	89	80
WAYNESBURG	W	93	86
at Youngstown State	L	54	79
at Indiana (Pa.)	L	71	88
vs. Cheyney	L	70	74
at Alliance	W	85	84
at Akron	L	59	77
at Carnegie Mellon	L	71	89
YOUNGSTOWN STATE	L	61	70
WASH. & JEFF.	W	79	68
ALLIANCE	W	91	74
at Saint Vincent	L	70	73
BUCKNELL	W	75	66
at Waynesburg	W	91	82

at Allegheny	W	74	69
at Geneva	W	76	66
at Slippery Rock	L	69	75
PITTSBURGH	L	41	62
SAINT VINCENT	W	71	63
SUSQUEHANNA	W	94	83
at Pittsburgh	L	63	72
GENEVA	W	85	71

1969-70		14-10	
ALLIANCE	W	92	81
at Carnegie Mellon	W	73	67
WAYNESBURG	W	70	68
at Youngstown State	L	74	106
at Syracuse	L	51	89
at Central State	L	30	43
at Howard	W	63	61
at Cleveland State	L	66	75
at Wash. & Jeff.	W	70	68
INDIANA (PA.)	L	51	70
at Saint Vincent	W	62	57
YOUNGSTOWN STATE	L	65	86
at Pittsburgh	L	71	74
CARNEGIE MELLON	W	65	63
GENEVA	W	60	55
SLIPPERY ROCK	W	95	64
at Gettysburg	W	68	51
SAINT VINCENT	W	100	85
at Waynesburg	W	92	79
at Susquehanna	W	91	83
at Bucknell	L	66	82
PITTSBURGH	L	56	75
at Geneva	W	90	87
at California (Pa.)	L	60	77

1968-69		20-6	
at Slippery Rock	W	76	63
POINT PARK	W	97	70
at Pittsburgh	L	52	59
at St. John's	L	65	96
CARNEGIE MELLON	W	59	58
SAINT VINCENT	W	83	61
at Alliance	W	88	81
at Wooster	L	58	67
at Plattsburgh	W	92	66
MARYLAND STATE	L	66	71
WASH. & JEFF.	W	71	52
WAYNESBURG	W	85	50
at Pittsburgh	W	65	64
at Indiana (Pa.)	L	54	63
at Waynesburg	W	86	69
BUCKNELL	W	56	55
at Geneva	W	82	60
WITTENBERG	W	71	59
AKRON	W	64	58
at Saint Vincent	W	104	74
at Carnegie Mellon	W	83	78
GETTYSBURG	W	82	60
GENEVA	W	94	84
PITTSBURGH	W	82	60
vs. Indiana (Pa.)	W	67	64
vs. Gannon	L	61	68



ALL-TIME RESULTS

1967-68		22-8	
SLIPPERY ROCK	W	93	77
at St. Francis (Pa.)	L	69	78
at Gettysburg	L	72	84
at CCNY	W	81	64
INDIANA (PA.)	W	86	61
at Saint Vincent	W	83	55
at Waynesburg	W	105	52
at Plattsburg	W	85	62
at Maryland State	L	71	86
at Wittenberg	W	77	69
PITTSBURGH	W	81	72
DUQUESNE	L	66	71
CARNEGIE MELLON	W	82	54
at Geneva	W	75	51
WAYNESBURG	W	86	56
at Carnegie Mellon	W	69	46
at Duquesne	L	69	87
SAINT VINCENT	W	84	76
at Pittsburgh	W	96	72
at Bucknell	W	84	69
ST. FRANCIS (PA.)	L	96	97
GENEVA	W	93	72
ALLIANCE	W	85	72
vs. Indiana (Pa.)	W	66	59
vs. Edinboro	W	48	41
vs. Pasadena	W	69	67
vs. Monmouth	W	70	69
vs. Eastern Michigan	W	92	84
vs. Central State	L	51	72
vs. Wisconsin-Oshkosh	L	68	102

1966-67		22-6	
at Indiana (Pa.)	L	80	81
GROVE CITY	W	92	80
at Saint Vincent	W	108	75
at Carnegie Mellon	W	63	49
WOOSTER	W	61	39
vs. Salem	W	94	79
vs. Maryland State	W	84	73
PITTSBURGH	W	78	71
WITTENBERG	W	68	55
at Slippery Rock	W	77	67
ST. FRANCIS (PA.)	L	75	90
at Waynesburg	W	91	83
BUCKNELL	W	83	69
GENEVA	W	86	68
SAINT VINCENT	W	92	70
at Alliance	W	81	73
at Grove City	W	57	56
at Pittsburgh	L	72	83
CARNEGIE MELLON	W	85	50
WAYNESBURG	W	123	93
at St. Francis (Pa.)	L	80	112
at Geneva	W	67	65
vs. California (Pa.)	W	116	78
GANNON	W	64	54
at Gannon	L	66	67
vs. Gannon	W	51	49
vs. Wisconsin-Oshkosh	W	84	62
vs. St. Mary's	L	53	55

1965-66		10-12	
ALLIANCE	W	86	55
INDIANA (PA.)	W	63	55
at Grove City	L	84	97
WAYNESBURG	W	85	69
CARNEGIE MELLON	L	65	74
at Saint Vincent	W	66	55
at Bucknell	L	64	88
at Wittenberg	L	47	58
at Maryland State	L	46	48
at Montclair	W	70	58
at Geneva	L	46	53
at Pittsburgh	L	69	70
SLIPPERY ROCK	W	78	76
at Waynesburg	L	75	78
ST. FRANCIS (PA.)	W	96	77
GENEVA	L	62	63

at Carnegie Mellon	L	67	68
GROVE CITY	W	85	80
SAINT VINCENT	W	84	72
at St. Francis (Pa.)	L	72	84
PITTSBURGH	W	102	76
at Syracuse	L	66	100

1964-65		14-9	
at Waynesburg	W	82	72
at Carnegie Mellon	W	55	49
GROVE CITY	W	75	74
vs. Wittenberg	L	57	63
vs. Ohio Wesleyan	L	52	69
SAINT VINCENT	W	88	73
BUCKNELL	W	57	56
at Capital	W	76	49
at Akron	L	66	78
GENEVA	W	78	71
at St. Francis (Pa.)	L	57	60
ALLIANCE	L	78	86
CARNEGIE MELLON	W	74	63
PITTSBURGH	L	61	75
at Geneva	W	87	72
vs. Philadelphia Textile	L	58	79
at Grove City	W	75	64
at Saint Vincent	W	64	47
ST. FRANCIS (PA.)	W	101	81
at Pittsburgh	L	71	101
WAYNESBURG	W	84	73
vs. Slippery Rock	W	76	74
vs. Alliance	L	75	76

1963-64		17-7	
ALLIANCE	W	76	75
at Duquesne	L	55	75
at George Washington	L	86	87
at Geneva	W	72	60
MALONE	W	107	64
WITTENBERG	W	54	52
at St. Mary's	W	74	71
at Gettysburg	L	48	59
ST. FRANCIS (PA.)	W	90	69
at Bucknell	W	83	76
at Grove City	W	84	66
at Saint Vincent	W	90	70
WAYNESBURG	W	99	56
at Pittsburgh	L	60	71
GETTYSBURG	W	84	58
CARNEGIE MELLON	W	93	54
GENEVA	W	104	66
at St. Francis (Pa.)	L	76	82
SAINT VINCENT	W	101	77
PITTSBURGH	L	73	92
at Waynesburg	W	96	79
GROVE CITY	W	81	73
vs. Edinboro	W	81	67
vs. Mansfield	L	63	84

1962-63		15-7	
ALLIANCE	W	71	40
GROVE CITY	W	69	55
SAINT VINCENT	W	89	52
GENEVA	W	87	39
MALONE	W	66	49
at Carnegie Mellon	W	71	68
at Wittenberg	L	41	58
PITTSBURGH	L	51	61
at St. Francis (Pa.)	L	76	84
WAYNESBURG	W	79	37
at Gettysburg	W	75	36
at Bucknell	W	68	60
at Geneva	L	60	68
at Pittsburgh	L	55	72
ST. FRANCIS (PA.)	W	76	63
BUCKNELL	W	88	56
at Grove City	W	75	49
SUSQUEHANNA	L	54	62
at Waynesburg	W	93	69
at Saint Vincent	W	66	50

vs. Slippery Rock	W	76	59
vs. Alliance	L	63	87

1961-62		26-3	
ALLIANCE	W	63	52
at Grove City	W	74	64
at Geneva	W	80	51
SAINT VINCENT	W	74	58
at Carnegie Mellon	W	80	43
at Kent State	W	84	42
vs. The Citadel	W	80	65
at Baldwin-Wallace	W	81	57
WAYNESBURG	W	89	46
ST. FRANCIS (PA.)	W	87	66
at Pittsburgh	L	45	58
at St. Francis (Pa.)	L	67	81
SLIPPERY ROCK	W	86	44
at Waynesburg	W	82	55
GENEVA	W	72	63
BALDWIN-WALLACE	W	88	67
at Duquesne	W	63	61
PITTSBURGH	W	58	53
GROVE CITY	W	78	46
CARNEGIE MELLON	W	86	53
at Saint Vincent	W	67	52
BUCKNELL	W	74	44
at Alliance	W	66	54
at Mansfield	W	73	57
vs. McMurray	W	59	54
vs. William Jewell	W	82	65
vs. Orange State	W	63	55
vs. Southeastern Oklahoma	W	54	45
vs. Prairie View A&M	L	53	62

1960-61		23-5	
ALLIANCE	W	65	58
WAYNESBURG	W	78	38
at Thiel	W	99	49
at Slippery Rock	W	92	86
GROVE CITY	W	90	67
GENEVA	L	63	66
ST. FRANCIS (PA.)	W	92	62
at Carnegie Mellon	W	76	67
at Geneva	L	69	71
at Waynesburg	W	79	51
SAINT VINCENT	W	86	54
at Pittsburgh	W	76	51
BALDWIN-WALLACE	W	73	59
at St. Francis (Pa.)	W	87	70
CARNEGIE MELLON	W	68	56
at Bucknell	L	82	91
at Susquehanna	W	66	61
at Saint Vincent	W	84	57
THIEL	W	82	61
PITTSBURGH	W	85	68
at Baldwin-Wallace	W	86	63
GENEVA	W	68	55
MANSFIELD	W	91	68
vs. Arkansas State	W	68	60
vs. Newberry (S.C.)	W	85	73
vs. Winston-Salem	W	35	33
vs. Grambling	L	44	45
vs. Northern Michigan	L	84	101

ALL-TIME RESULTS



1959-60	24-3
ALLIANCE	W 83 61
SLIPPERY ROCK	W 100 48
ST. FRANCIS (PA.)	L 68 73
at Saint Vincent	W 68 61
CARNEGIE MELLON	W 84 56
AKRON	W 80 67
at Grove City	W 86 44
GENEVA	W 84 57
WAYNESBURG	W 92 51
at Pittsburgh	L 61 75
BALDWIN-WALLACE	W 93 74
GANNON	W 67 61
at Baldwin-Wallace	W 58 51
JUNIATA	W 82 54
at Carnegie Mellon	W 72 54
at St. Francis (Pa.)	W 64 55
at Geneva	W 57 48
ST. FRANCIS (PA.)	W 83 56
GROVE CITY	W 100 57
at Waynesburg	W 64 48
GENEVA	W 56 53
MANSFIELD	W 63 61
vs. Maryland State	W 64 63
vs. Whittier	W 59 50
vs. Hamline	W 62 59
vs. Tennessee A&I	W 39 38
vs. Southwest Texas	L 44 66

1958-59	19-8
ALLIANCE	W 86 42
at Akron	W 65 60
at St. Francis (Pa.)	L 65 71
SAINT VINCENT	W 67 59
at Carnegie Mellon	W 61 60
PITTSBURGH	W 78 66
GROVE CITY	W 74 53
at Juniata	L 78 80
at Bucknell	L 69 78
at Geneva	W 69 65
at Waynesburg	W 71 54
BALDWIN-WALLACE	W 57 55
at Gannon	W 68 59
CARNEGIE MELLON	W 81 53
St. Francis (Pa.)	L 44 56
at Saint Vincent	W 63 61
at Millersville	W 88 84
at Slippery Rock	W 102 72
GENEVA	L 60 62
at Baldwin-Wallace	L 74 80
at Pittsburgh	L 68 72
WAYNESBURG	W 79 65
at Grove City	W 84 56
GENEVA	W 65 46
MANSFIELD	W 79 48
vs. New Britain	W 79 76
vs. West Texas State	L 58 61

1957-58	13-12
at Kent State	L 72 77
AKRON	W 72 55
at Thiel	W 60 54
GENEVA	W 75 66
at Carnegie Mellon	L 66 68
vs. West Virginia Wesleyan	W 81 77
vs. Steubenville	L 50 60
vs. Geneva	W 76 71
ST. FRANCIS (PA.)	L 68 76
GANNON	W 64 49
at Pittsburgh	L 57 72
at Baldwin-Wallace	L 67 74
THIEL	W 78 54
at Grove City	W 62 60
YOUNGSTOWN STATE	L 55 79
CARNEGIE MELLON	W 71 69
JUNIATA	W 68 50
at Geneva	L 67 84
at St. Francis (Pa.)	L 45 62
at Youngstown State	L 65 92

BUCKNELL	L 66 80
BALDWIN-WALLACE	W 82 77
SLIPPERY ROCK	W 90 63
PITTSBURGH	L 74 75
GROVE CITY	W 90 66

1956-57	11-11
at Akron	L 75 81
at Pittsburgh	L 54 64
WAYNESBURG	W 75 48
at Slippery Rock	W 91 49
BALDWIN-WALLACE	W 94 77
at Carnegie Mellon	W 85 70
ST. FRANCIS (PA.)	L 63 79
at Juniata	W 93 84
at St. Joseph's	L 63 75
at Philadelphia Textile	W 75 57
at St. Francis (Pa.)	L 61 73
at Youngstown State	L 66 76
GENEVA	W 75 62
at Baldwin-Wallace	L 77 88
PITTSBURGH	L 69 71
YOUNGSTOWN STATE	L 77 81
at Waynesburg	W 67 40
MILLERSVILLE	W 79 62
at Geneva	L 85 97
CARNEGIE MELLON	W 65 62
at Gannon	L 63 69
KENT STATE	W 67 64

1955-56	13-11
BETHANY	W 79 57
SLIPPERY ROCK	W 97 67
vs. Pittsburgh	L 52 74
vs. Geneva	L 57 60
at Carnegie Mellon	W 75 70
at Waynesburg	W 84 62
vs. Georgia Tech	L 56 65
vs. Lafayette	L 63 72
at Juniata	W 76 54
PITTSBURGH	L 67 77
at Baldwin-Wallace	L 82 94
at Youngstown State	L 77 80
ST. FRANCIS (PA.)	L 76 89
WASH. & JEFF.	W 83 55
at Bethany	W 102 95
at Geneva	L 80 102
BALDWIN-WALLACE	W 89 82
WAYNESBURG	W 95 60
YOUNGSTOWN STATE	W 95 82
at Pittsburgh	L 71 77
GENEVA	L 77 78
at Wash. & Jeff.	W 82 50
CARNEGIE MELLON	W 88 68
GANNON	W 90 63

1954-55	14-11
LYCOMING	W 101 78
AKRON	L 85 97
ST. FRANCIS (PA.)	L 90 102
at Gannon	W 86 72
at Carnegie Mellon	L 82 95
vs. Mount Union	W 109 69
vs. Youngstown State	W 99 67
vs. Steubenville	L 65 69
ST. BONAVENTURE	L 74 80
at Pittsburgh	W 73 71
at West Virginia	W 102 80
at Wash. & Jeff.	W 60 56
GENEVA	W 85 82
at Youngstown State	W 85 75
at Duquesne	L 56 70
WASH. & JEFF.	W 72 61
at Baldwin-Wallace	L 88 109
DUQUESNE	L 53 55
YOUNGSTOWN STATE	W 85 77
at St. Bonaventure	L 82 90
PITTSBURGH	W 94 92
at Geneva	L 69 77

BALDWIN-WALLACE	W 105 72
CARNEGIE MELLON	L 63 86
at Juniata	W 86 65

1953-54	17-6
EASTERN NEW MEXICO	W 75 56
BETHANY	W 74 73
YOUNGSTOWN STATE	W 91 51
at Carnegie Mellon	W 84 77
at Wash. & Jeff.	L 56 73
vs. Geneva	W 89 81
vs. Youngstown State	W 76 63
vs. St. Francis (Pa.)	L 55 79
at Akron	W 79 71
ST. FRANCIS (PA.)	L 62 93
WASH. & JEFF.	W 60 51
ALLEGHENY	W 99 65
at Geneva	L 72 84
WAYNESBURG	W 81 65
at Bethany	W 79 67
at Pittsburgh	W 71 66
JUNIATA	W 87 58
at St. Francis (Pa.)	L 78 99
GENEVA	L 85 104
at Youngstown State	W 94 87
PITTSBURGH	W 104 94
at Waynesburg	W 69 49
CARNEGIE MELLON	W 78 71

1952-53	10-13
at St. Bonaventure	L 44 68
at Pittsburgh	L 57 62
BETHANY	W 76 73
at St. Francis (Pa.)	L 75 78
at Carnegie Mellon	W 71 62
at Wash. & Jeff.	L 57 72
at Waynesburg	W 83 59
WASH. & JEFF.	W 59 56
at Allegheny	L 67 73
YOUNGSTOWN STATE	W 75 72
ST. FRANCIS (PA.)	L 73 79
at Bethany	L 71 78
PITTSBURGH	L 79 91
MARYLAND STATE	W 72 67
at Geneva	L 71 92
at Duquesne	L 31 53
at St. John's	L 68 69
GENEVA	L 60 62
at Youngstown State	W 93 86
DUQUESNE	L 64 101
WAYNESBURG	W 68 67
at Juniata	W 77 65
CARNEGIE MELLON	W 80 62



ALL-TIME RESULTS

1951-52	15-7
EASTERN NEW MEXICO	W 77 51
GENEVA	W 79 69
at Carnegie Mellon	W 66 65
at St. Joseph's	L 56 74
LINCOLN	W 71 56
ST. BONAVENTURE	L 59 80
WAYNESBURG	W 84 36
ST. FRANCIS (N.Y.)	W 63 52
at Duquesne	L 58 88
ST. FRANCIS (PA.)	W 78 75
MARYLAND STATE	W 70 68
at Geneva	W 76 70
DUQUESNE	L 62 81
LOYOLA OF CHICAGO	L 62 91
at Pittsburgh	L 62 72
JUNIATA	W 96 61
at Wash. & Jeff.	W 74 69
PITTSBURGH	W 82 74
at Bethany	W 84 79
WASH. & JEFF.	W 72 66
at Waynesburg	W 78 77
CARNEGIE MELLON	L 71 77
<hr/>	
1950-51	22-6
ALLEGHENY	W 81 42
vs. Pepperdine	W 81 59
MARYLAND STATE	W 69 67
at Carnegie Mellon	W 73 62
at Duquesne	L 52 53
vs. Detroit	W 71 69
at St. Joseph's	W 75 63
at Pittsburgh	L 62 68
vs. Arizona State	W 88 61
GENEVA	W 96 73
BETHANY	W 98 60
GROVE CITY	W 102 51
vs. St. Bonaventure	L 83 86
THIEL	W 90 65
at St. Francis (Pa.)	L 65 92
at Juniata	W 83 64
vs. Pittsburgh	W 91 67
vs. Duquesne	W 75 66
at Geneva	W 83 78
at Bethany	W 68 53
at Wash. & Jeff.	L 75 78
at Thiel	W 82 60
WAYNESBURG	W 76 67
UPSALA	W 85 62
at Waynesburg	W 97 57
CARNEGIE MELLON	W 71 66
vs. Wash. & Jeff.	W 96 80
vs. Evansville	L 65 74
<hr/>	
1949-50	25-4
GUSTAVUS-ADOLPHUS	W 58 41
ALDERSON-BROADDUS	W 88 54
vs. Slippery Rock	W 85 51
at Geneva	W 54 51
at Carnegie Mellon	W 71 52
at Upsala	W 84 51
at Seton Hall	L 54 61
at St. Francis (Pa.)	L 68 70
at Pittsburgh	W 49 38
GENEVA	W 82 65
at Baldwin-Wallace	W 70 69
BETHANY	W 89 52
at Waynesburg	W 90 68
at St. Joseph	W 86 79
THIEL	W 86 39
at Grove City	W 76 51
at Bethany	W 69 51
JUNIATA	W 92 52
vs. Pittsburgh	W 85 55
at Allegheny	W 99 69
WAYNESBURG	W 76 58
at Allegheny	W 95 54
ST. FRANCIS (PA.)	W 88 69
CARNEGIE MELLON	W 91 79

at Franklin & Marshall	W 108 77
at Millersville	L 60 71
at Bucknell	W 86 82
vs. New Britain State	W 70 62
vs. Davis & Elkins	L 75 85
<hr/>	
1948-49	15-8
KENT STATE	W 64 50
MILLERSVILLE	W 59 40
GENEVA	W 73 56
STERLING	W 56 40
at Carnegie Mellon	W 62 41
vs. Louisville	L 57 78
ST. FRANCIS (PA.)	W 57 56
at Slippery Rock	W 53 39
at Geneva	L 59 62
vs. St. Francis (Pa.)	L 54 55
BETHANY	W 63 48
at Waynesburg	L 67 76
at Thiel	W 85 75
at Kent State	L 58 76
at Bethany	W 70 66
at Pittsburgh	L 40 51
WASH. & JEFF.	W 47 44
WAYNESBURG	W 56 51
THIEL	W 72 47
vs. Pittsburgh	L 40 50
SLIPPERY ROCK	W 54 33
at Wash. & Jeff.	L 55 59
CARNEGIE MELLON	W 59 55
<hr/>	
1947-48	15-9
SLIPPERY ROCK	W 56 36
at Carnegie Mellon	W 55 45
MILLERSVILLE	W 60 52
at Geneva	W 75 61
at St. Francis (Pa.)	L 48 56
vs. Utah	L 36 49
vs. Miami (Ohio)	L 47 56
BETHANY	W 70 55
WAYNESBURG	W 73 49
JUNIATA	W 90 51
GENEVA	W 66 45
at St. Joseph's	L 66 75
at Millersville	L 61 64
at Juniata	W 74 50
THIEL	W 71 44
at Slippery Rock	L 60 77
at Bethany	W 79 64
vs. Pittsburgh	L 62 68
WASH. & JEFF.	W 75 39
at Waynesburg	L 56 73
at Thiel	W 73 53
at Pittsburgh	L 54 58
at Wash. & Jeff.	W 67 57
CARNEGIE MELLON	W 69 52
<hr/>	
1946-47	21-4
SAINT VINCENT	W 79 46
Millersville	W 64 41
at CCNY	L 42 74
BETHANY	W 71 56
JUNIATA	W 73 47
at Gannon	W 50 44
vs. Harvard	L 62 64
at Saint Vincent	W 69 32
GENEVA	W 76 53
GANNON	W 92 57
at Pittsburgh	W 54 45
at Waynesburg	W 57 46
at Bethany	W 82 65
at Juniata	W 50 33
SLIPPERY ROCK	W 57 46
at Waynesburg	W 58 55
at Thiel	W 73 53
WASH. & JEFF.	W 65 54
at Carnegie Mellon	W 76 46
at Slippery Rock	W 53 49
vs. Pittsburgh	L 39 44
THIEL	W 81 56

CARNEGIE MELLON	W 68 54
at Geneva	W 65 55
at Wash. & Jeff.	L 47 63
<hr/>	
1945-46	16-5
AKRON GOODYEAR	W 37 32
at Akron Goodyear	L 36 50
JUNIATA	W 61 50
vs. Oklahoma State	L 23 45
at Carnegie Mellon	W 56 46
at Akron	L 51 66
vs. St. Francis (N.Y.)	W 76 48
at Olmstead Field	W 55 35
GENEVA	W 52 44
at Bethany	W 59 41
SLIPPERY ROCK	W 71 38
vs. Pittsburgh	L 50 59
OLMSTEAD FIELD	W 58 25
GANNON	W 64 48
AKRON	W 55 53
at Juniata	W 74 39
BETHANY	W 48 47
at Pittsburgh	W 54 50
CARNEGIE MELLON	W 67 45
at Geneva	L 60 65
at Slippery Rock	W 77 49
<hr/>	
1944-45	14-5
SLIPPERY ROCK	W 85 33
vs. Oklahoma State	L 33 44
at Carnegie Mellon	W 45 36
ARKANSAS	W 71 61
at Akron	L 71 81
at Bethany	W 96 50
UNIVERSITY OF MEXICO	W 81 39
GENEVA	W 72 68
at Juniata	W 81 40
at Slippery Rock	W 69 38
vs. Pittsburgh	W 68 47
BETHANY	W 78 49
vs. Hamline	L 50 58
vs. Bowling Green	L 57 78
at Pittsburgh	L 56 75
CARNEGIE MELLON	W 84 51
JUNIATA	W 89 55
at Geneva	W 75 69
AKRON	W 76 74
<hr/>	
1943-44	11-8
CAMP REYNOLDS	W 46 29
JUNIATA	W 71 63
at Carnegie Mellon	W 61 38
at Akron	L 44 69
vs. Oklahoma State	L 39 41
vs. Pittsburgh	W 82 64
at Camp Reynolds	L 45 64
BETHANY	W 65 56
at Juniata	L 46 64
WASH. & JEFF.	W 46 39
GENEVA	W 66 58
at Pittsburgh	W 58 54
CARNEGIE MELLON	W 69 54
at Bethany	L 35 54
AKRON	W 76 54
at Geneva	L 48 58
at Brooklyn	W 58 50
at Wash. & Jeff.	L 49 58
vs. Oklahoma	L 36 54

ALL-TIME RESULTS



MEN'S BASKETBALL RECORD BOOK

1942-43	12-7
at Allegheny	L 43 45
BETHANY	W 42 40
DUQUESNE	L 36 38
at Hiram	W 60 28
at Carnegie Mellon	L 38 46
WEST LIBERTY STATE	W 54 48
GENEVA	W 55 42
PITTSBURGH	W 47 38
JUNIATA	W 52 47
at Pittsburgh	W 53 48
ERIE COAST GUARD	W 61 40
CARNEGIE MELLON	W 56 42
at Bethany	L 55 58
ALLEGHENY	W 63 55
at Geneva	L 57 70
at Duquesne	W 44 39
at Wash. & Jeff.	L 35 54
vs. Allegheny	L 66 72
at Erie Coast Guard	W 49 31
1941-42	16-5
at Carnegie Mellon	W 53 36
SLIPPERY ROCK	W 49 38
at Bethany	W 69 33
at Duquesne	L 32 37
at Waynesburg	W 42 27
WASH. & JEFF.	W 49 45
at Youngstown	W 61 55
YOUNGSTOWN	W 54 41
at Slippery Rock	W 65 40
at Geneva	L 46 49
at Toledo	L 43 50
GENEVA	W 40 31
at Waynesburg	W 54 38
at West Chester	W 78 47
at Millersville	W 63 46
at Brooklyn	L 43 45
at Villanova	L 42 47
at Pittsburgh	W 53 48
BETHANY	W 79 47
DUQUESNE	W 37 34
CARNEGIE MELLON	W 50 36
1940-41	20-2
ALDERSON-BROADDUS	W 50 42
SLIPPERY ROCK	W 49 28
at Carnegie Mellon	W 41 27
INDIANA (PA.)	W 45 34
YOUNGSTOWN	W 42 29
at Pittsburgh	W 41 36
GENEVA	W 54 47
at Bethany	W 54 27
at Wash. & Jeff.	W 44 37
at Indiana (Pa.)	L 37 38
WAYNESBURG	W 47 44
at West Chester	W 54 35
at Millersville	W 51 48
at Juniata	W 54 25
JUNIATA	W 61 34
at Youngstown	W 49 48
at Waynesburg	W 56 39
at Geneva	W 55 40
BETHANY	W 54 47
at Slippery Rock	W 55 53
CARNEGIE MELLON	W 60 40
at Long Island	L 36 48
1939-40	11-7
at Carnegie Mellon	W 50 44
SLIPPERY ROCK	W 48 36
at Pittsburgh	L 35 47
WASH. & JEFF.	L 57 58
at Geneva	W 60 44
YOUNGSTOWN	W 55 53
ASHLAND	W 62 46
at Youngstown	W 44 37
WAYNESBURG	L 38 42
at West Chester	L 42 44

at Millersville	W 54 49
at Long Island	L 42 47
GENEVA	L 38 39
at Bethany	W 70 54
at Waynesburg	L 45 48
at Slippery Rock	W 47 43
CARNEGIE MELLON	W 52 48
BETHANY	W 55 26
1938-39	15-6
GENEVA	W 41 33
at Carnegie Mellon	W 43 41
SLIPPERY ROCK	W 43 26
GROVE CITY	W 65 42
at Geneva	W 52 41
at Pittsburgh	W 45 37
at Wash. & Jeff.	L 40 43
at Waynesburg	L 56 71
at Youngstown	W 41 38
BROOKLYN	W 57 49
CARNEGIE MELLON	W 49 48
at Millersville	L 55 57
at West Chester	W 46 31
at Scranton	L 50 57
BETHANY	W 66 43
YOUNGSTOWN	W 56 41
at Slippery Rock	L 43 46
at John Carroll	W 51 35
WAYNESBURG	L 45 46
JOHN CARROLL	W 60 38
at Bethany	W 58 33
1937-38	15-5
at Kent State	W 59 29
at Carnegie Mellon	L 35 43
at Slippery Rock	W 53 40
BETHANY	W 66 40
at Geneva	L 27 30
VILLANOVA	W 44 38
AKRON	L 33 35
at Pittsburgh	W 41 38
WASH. & JEFF.	W 37 33
at West Chester	W 34 25
at LaSalle	W 45 20
at George Washington	L 26 41
at Bethany	W 62 37
at Waynesburg	W 50 44
SLIPPERY ROCK	W 55 53
YOUNGSTOWN	W 55 27
GENEVA	W 36 22
at Youngstown	W 45 32
WAYNESBURG	W 50 39
CARNEGIE MELLON	L 36 39
1936-37	14-7
SALEM	W 38 33
YOUNGSTOWN	W 38 16
at Slippery Rock	W 37 34
at Carnegie Mellon	W 29 22
SLIPPERY ROCK	W 39 31
at Bethany	L 34 44
at Akron	L 22 24
at Youngstown	W 45 23
at Pittsburgh	L 31 32
BETHANY	W 46 11
GENEVA	W 42 40
at George Washington	L 30 34
at Villanova	L 10 27
at West Chester	W 33 19
WAYNESBURG	W 50 32
GEORGE WASHINGTON	W 31 30
CARNEGIE MELLON	L 25 36
at Waynesburg	L 31 35
at Salem	W 49 34
at Wash. & Jeff.	W 41 35
at Geneva	W 36 26
1935-36	20-6
WOOSTER	W 44 16

AKRON GOODYEAR	W 49 20
at Carnegie Mellon	L 30 37
at Villanova	W 31 25
at St. John's	L 26 35
at John Marshall	L 23 26
at West Chester	W 43 24
YOUNGSTOWN	W 42 17
GLENVILLE STATE	W 53 28
at Geneva	W 35 16
at Slippery Rock	W 47 22
at Waynesburg	W 50 39
at Bethany	W 51 21
at Pittsburgh	L 31 42
at Youngstown	W 45 19
at Akron Goodyear	W 41 28
BETHANY	W 54 30
CARNEGIE MELLON	W 46 21
at George Washington	L 25 33
at St. Thomas	L 30 31
at Glenville State	W 56 37
at West Virginia Wesleyan	W 45 34
at Fairmont State	W 61 28
GENEVA	W 35 22
WAYNESBURG	W 47 29
SLIPPERY ROCK	W 39 17
1934-35	19-3
WITTENBURG	W 44 23
at John Marshall	W 34 33
at St. John's	W 37 33
at CCNY	W 28 24
at Carnegie Mellon	W 33 30
GLENVILLE STATE	W 60 24
SLIPPERY ROCK	W 39 26
WAYNESBURG	W 53 29
SALEM	W 73 23
at Pittsburgh	L 32 38
BETHANY	W 51 33
GENEVA	W 47 32
at Edinboro	W 54 23
RIDER	W 56 26
at Waynesburg	W 49 46
at Salem	L 38 39
at Glenville State	W 63 34
at West Virginia Wesleyan	W 36 28
EDINBORO	W 44 24
at Bethany	W 37 36
at Slippery Rock	W 48 22
at Geneva	L 26 31
1933-34	22-4
at St. Thomas	L 26 29
at CCNY	L 13 25
at John Marshall	W 38 18
at Upsala	W 41 18
ADRIAN	W 49 19
WHEATON	W 56 30
at Grove City	W 50 15
GLENVILLE STATE	W 56 24
vs. Duquesne	L 31 35
SLIPPERY ROCK	W 45 20
WAYNESBURG	W 42 27
at Allegheny	W 46 22
EDINBORO	W 41 31
at Slippery Rock	W 37 20
at Thiel	W 44 28
vs Duquesne	W 37 34
BETHANY	W 47 28
GENEVA	W 58 21
at Waynesburg	W 45 31
at Bethany	W 36 23
ALLEGHENY	W 45 10
at Pittsburgh	L 26 32
at Edinboro	W 45 30
at Geneva	W 34 27
THIEL	W 51 27
GROVE CITY	W 56 31



ALL-TIME RESULTS

1932-33			19-6		
at Sharon Buhl Club	W	41	28		
at Edinboro	L	28	32		
at Youngstown	W	47	15		
INDIANA (PA.)	W	42	14		
CASE WESTERN RESERVE	W	46	9		
at Duquesne	W	25	23		
EDINBORO	W	31	17		
at Grove City	L	22	24		
WAYNESBURG	W	27	26		
at Geneva	L	20	34		
at Allegheny	W	39	28		
THIEL	W	36	29		
at Thiel	W	40	15		
vs. Duquesne	L	25	28		
BETHANY	W	38	28		
ALLEGHENY	W	47	13		
GENEVA	L	28	33		
GLENVILLE STATE	W	54	39		
at Bethany	W	33	27		
at Waynesburg	W	27	26		
at St. Thomas	L	30	35		
at Long Island Coaches	W	43	24		
at John Marshall	W	36	21		
at St. John's	W	25	15		
GROVE CITY	W	36	26		
1931-32			19-2		
at Ohio University	L	25	29		
at Wooster	W	42	41		
at Akron	W	31	22		
MONMOUTH	W	37	12		
at Grove City	L	22	23		
ST. FRANCIS (PA.)	W	42	25		
YOUNGSTOWN	W	56	12		
GENEVA	W	52	30		
at Thiel	W	58	26		
at John Carroll	W	62	23		
at Waynesburg	W	53	27		
at Youngstown	W	55	34		
WAYNESBURG	W	46	13		
ALLEGHENY	W	48	18		
JOHN CARROLL	W	70	13		
at Bethany	W	51	18		
THIEL	W	76	29		
at Geneva	W	37	19		
at Allegheny	W	43	32		
BETHANY	W	63	26		
GROVE CITY	W	47	34		
1930-31			13-1		
SLIPPERY ROCK	W	49	23		
at Grove City	W	24	22		
MANCHESTER YMCA	W	59	21		
WAYNESBURG	W	37	22		
ALLEGHENY	W	32	22		
at Thiel	W	24	23		
at Geneva	L	21	24		
YOUNGSTOWN YMCA	W	50	16		
at Allegheny	W	37	34		
GROVE CITY	W	29	25		
at Bethany	W	31	29		
THIEL	W	62	18		
BETHANY	W	50	30		
GENEVA	W	38	22		
1929-30			19-2		
at Slippery Rock	W	39	18		
at Kent State	W	42	19		
at Youngstown	W	36	16		
ADRIAN	W	33	18		
at Grove City	W	30	26		
THIEL	W	34	8		
YOUNGSTOWN	W	48	11		
GENEVA	W	22	20		
at Bethany	L	21	31		
at Carnegie Mellon	W	29	20		
at Thiel	W	44	16		
BETHANY	W	34	20		

at Geneva	W	20	17		
ALLEGHENY	W	26	24		
WAYNESBURG	W	50	13		
at Wash. & Jeff.	W	28	18		
at Allegheny	W	30	22		
WASH. & JEFF.	W	28	13		
DUQUESNE	W	23	19		
GROVE CITY	W	35	19		
at Duquesne	L	27	31		
1928-29			15-2		
at Grove City	W	40	18		
DUQUESNE	W	28	25		
at Allegheny	W	27	26		
at Geneva	L	15	18		
at Carnegie Mellon	W	47	28		
at Thiel	W	36	16		
DETROIT CITY	W	51	15		
ALLEGHENY	W	36	12		
BETHANY	W	37	22		
CARNEGIE MELLON	W	40	21		
at Bethany	L	29	30		
at Wash. & Jeff.	W	36	21		
GENEVA	W	23	15		
WASH. & JEFF.	W	26	13		
GROVE CITY	W	50	8		
at Duquesne	W	25	20		
THIEL	W	53	17		
1927-28			17-3		
at Butler YMCA	W	51	25		
SLIPPERY ROCK	W	54	22		
at Grove City	L	24	26		
GENEVA	W	29	18		
THIEL	W	45	26		
at Allegheny	W	44	11		
ALUMNI	W	43	19		
BETHANY	W	32	15		
at Duquesne	W	43	18		
at St. Francis (Pa.)	W	41	19		
UP COMM. HOUSE OF PGH.	W	32	15		
at Waynesburg	W	31	24		
at Bethany	W	53	23		
ALLEGHENY	W	36	15		
ST. FRANCIS (PA.)	W	49	10		
WAYNESBURG	W	35	19		
DUQUESNE	L	22	32		
at Thiel	W	38	21		
at Geneva	L	22	37		
GROVE CITY	W	29	21		
1926-27			12-5		
GREENVILLE SCHOLASTICS	W	48	29		
SHARON BUHL CLUB	W	33	25		
ADRIAN	W	44	15		
ALUMNI	W	46	16		
THIEL	W	25	19		
at Geneva	L	25	38		
ALLEGHENY	W	19	17		
BETHANY	W	46	24		
ST. FRANCIS (PA.)	W	40	18		
at Allegheny	L	13	24		
at Waynesburg	L	20	34		
at Duquesne	L	25	38		
at Bethany	W	41	30		
WAYNESBURG	L	18	19		
DUQUESNE	W	22	20		
GENEVA	W	28	25		
at Thiel	W	31	17		
1925-26			2-11		
ALUMNI	W	33	28		
THIEL	L	17	20		
at Duquesne	L	27	43		
at Waynesburg	L	19	45		
at Geneva	L	29	45		
BETHANY	L	28	33		
at Bethany	L	32	36		
at Carnegie Mellon	L	30	37		

WAYNESBURG	L	23	35		
at Allegheny	L	32	41		
GENEVA	L	22	32		
at Thiel	W	35	23		
DUQUESNE	L	15	37		
1924-25			7-10		
PRINCETON	W	25	23		
PITTSBURGH SEMINARY	W	55	9		
at Waynesburg	W	34	17		
at Duquesne	L	19	34		
WAYNESBURG	L	16	19		
at Grove City	L	17	25		
at Geneva	L	16	26		
THIEL	W	31	17		
at Allegheny	L	20	31		
BETHANY	W	31	23		
at Bethany	W	42	36		
ALLEGHENY	L	18	22		
DUQUESNE	L	15	25		
GENEVA	W	27	26		
CARNEGIE MELLON	L	33	36		
at Thiel	L	24	27		
GROVE CITY	L	11	20		
1923-24			9-8		
PITTSBURGH SEMINARY	W	22	12		
MILLER DRAMATICS FARRELL	W	33	21		
WAYNESBURG	W	21	20		
at Grove City	L	28	36		
at Bethany	W	25	15		
at Geneva	L	26	29		
THIEL	L	21	24		
ST. FRANCIS (PA.)	W	27	21		
at Thiel	L	21	38		
at Allegheny	L	20	27		
GENEVA	W	33	22		
at Waynesburg	L	21	30		
at Carnegie Mellon	W	26	23		
ALLEGHENY	W	24	19		
ST. BONAVENTURE	L	14	15		
BETHANY	W	23	15		
GROVE CITY	L	20	34		
1922-23			10-8		
ST. BONAVENTURE	L	19	30		
ALFRED	W	25	20		
at Waynesburg	L	28	40		
at Wash. & Jeff.	L	26	36		
at Thiel	W	34	22		
at Geneva	L	20	23		
WAYNESBURG	W	32	22		
BETHANY	W	23	22		
GROVE CITY	L	19	36		
at St. Bonaventure	L	19	20		
at Alfred	W	42	30		
GENEVA	W	34	19		
THIEL	W	39	29		
NEW WILMINGTON SHOLASTICS	W	28	23		
ALLEGHENY	W	26	25		
WASH. & JEFF.	L	17	23		
at Allegheny	W	27	22		
at Grove City	L	18	31		

ALL-TIME RESULTS



1921-22		7-13	
ALFRED	W	50	19
THIEL	L	22	31
ST. BONAVENTURE	L	24	28
GENEVA	L	22	31
at Duquesne	L	23	33
at Carnegie Mellon	L	27	31
HAVERFORD	W	22	17
WAYNESBURG	L	23	27
GROVE CITY	L	16	29
at Geneva	L	26	32
ALLEGHENY	W	23	21
at Dickinson	L	20	29
at Gettysburg	L	26	32
at Juniata	W	39	24
DUQUESNE	W	33	26
at West Virginia	L	21	28
at Thiel	W	43	26
HIRAM	W	40	28
at Grove City	L	24	29
at Allegheny	L	22	26

1920-21		2-14	
at St. Bonaventure	W	33	23
at Buffalo	L	6	38
at Canisius	L	17	27
at Westinghouse AC	L	14	31
vs. Wash. & Jeff.	L	13	19
at Geneva	L	30	31
ST. BONAVENTURE	W	33	20
at West Virginia	L	24	29
at Marietta	L	19	37
at Wash. & Jeff.	L	21	29
at Duquesne	L	24	33
at Grove City	L	22	34
DUQUESNE	L	23	33
vs. Grove City	L	23	37
at Pittsburgh	L	25	54
vs. Geneva	L	23	24

1919-20		6-8	
ST. BONAVENTURE	W	27	22
at New Kensington YMCA	W	38	33
at Kittanning Collegians	L	19	41
at Westinghouse AC	L	20	26
at Buffalo	L	25	36
at Alfred	L	14	25
at St. Bonaventure	L	24	25
at Geneva	L	27	35
at Allegheny	L	29	38
vs. Grove City	W	42	23
vs. Allegheny	W	33	21
HIRAM	W	30	23
vs. Geneva	W	33	28
at Grove City	L	29	56

1918-19		6-7	
PRESBY. CLUB OF BEAVER FALLS	W	39	13
at Buffalo	L	18	37
at Kittanning Collegians	W		
at Ford City AC	W		
at Westinghouse AC	L	33	39
at Allegheny	L	26	39
at Duquesne	L	41	49
at Carnegie Mellon	L	32	49
PITTSBURGH COLLEGIANS	W		
SHARPSVILLE INDEPENDENTS	W		
Sharon Buhl Club	W	53	30
at Grove City	L	26	28
at Geneva	L	25	28

1917-18		8-6	
at Sharon Buhl Club	L	22	49
NEW CASTLE YMCA	W	37	36
SHELBY TUBE WORKS	W	51	23
at Hiram	W	31	29
at Duquesne AC	L	21	54
at East Liberty AC	L	25	47

at Westinghouse AC	L	39	40
GROVE CITY	W	49	18
GENEVA	L	30	34
at Cadiz Pirates	W	41	17
at Franklin	L	15	33
at Carnegie Mellon	W	39	35
at Geneva	W	32	16
at Grove City	W	39	32

1916-17		2-4	
at Peerless AC	L	32	33
at Marietta	L	24	64
at West Virginia	L	21	56
at Carnegie Mellon	L	15	48
at Grove City	W	29	26
at Geneva	W	31	22

1910-1916 - No program

1908-09		4-6	
ALUMNI	L	23	23
at Hiram	L	10	37
GENEVA	W	35	18
GROVE CITY	W	46	19
at Waynesburg	L	24	26
at Muskingum	W	24	17
at Carnegie Mellon	L	16	17
at Geneva	L	9	29
at Grove City	L	23	39
CARNEGIE MELLON	W	18	9

1907-08		6-10	
ALUMNI	L	17	25
BETHANY	W	53	11
at Allegheny	L	8	40
HIRAM	W	24	22
at Sharon Buhl Club	L	10	56
GENEVA	W	25	17
ALLEGHENY	L	14	29
at Carnegie Mellon	L	15	36
at West Virginia	L	17	27
GEORGE WASHINGTON	W	48	17
GROVE CITY	W	36	23
at Grove City	L	8	22
at Hiram	L	19	25
at Western Reserve	L	14	23
CARNEGIE MELLON	W	37	25
at Geneva	L	16	24

1906-07		7-1	
ALUMNI	W	53	19
SHARON BUHL CLUB	W	51	8
NEW CASTLE	W	44	17
TAMAQUA	L	17	32
at Pittsburgh	W	20	18
at Apollo AC	W	23	14
at West Virginia	W	46	21
PITTSBURGH	W	37	27

1905-06		12-2	
SHARON BUHL CLUB	W	40	24
ALUMNI	W	54	5
HIRAM	W	77	23
at Pittsburgh	W	35	15
at Allegheny	L	13	21
at Geneva	W	29	20
at Beaver	W	48	17
ALLEGHENY	W	31	14
NEW CASTLE YMCA	W	47	26
at Youngstown YMCA	L	20	32
PITTSBURGH	W	106	13
TAMAQUA	W	39	30
GENEVA	W	58	14
at Sharon Buhl Club	W	23	20

1904-05		6-5	
NEW CASTLE YMCA	W	62	11
at Grove City	W	14	12
at Indiana (Pa.)	L	15	37
at Kiski AC	L	13	23

WEST VIRGINIA	W	39	10
GROVE CITY	W	30	16
at Geneva	L	16	22
at Sharon Buhl Club	L	27	32
vs. Allegheny	L	18	23
GENEVA	W	57	11
WOOSTER	W	53	22

1903-04		2-4	
ALUMNI	W	35	6
SHENANGO AC	W	40	30
GENEVA	L	22	32
GERMAN YMCA	L	13	49
at East Liverpool AC	L	9	47
at Geneva	L	12	16

1902-03		6-5	
ALUMNI	L	14	21
GENEVA	L	22	34
at Grove City	L	8	34
ALLEGHENY	W	31	29
PENN STATE	W	33	18
at Geneva	L	20	26
at Beaver	W	20	16
GROVE CITY	W	34	18
YOUNGTOWN YMCA	W	90	13
at Allegheny	L	19	39
at Allegheny	W	21	15

1901-02		3-5	
OIL CITY YMCA	W	45	15
at Oil City YMCA	W	16	10
ALLEGHENY	L	17	33
GENEVA	L	24	38
GROVE CITY	W	65	24
at Allegheny	L	5	40
at Geneva	L	29	42
at Grove City	L	31	45

1900-01		2-5	
BRADDOCK CAC	W		
ALLEGHENY	L	18	50
GENEVA	W	30	14
at Allegheny	L	17	33
at Braddock CAC	L	28	38
at Homestead HLAC	L	21	28
at Geneva	L	14	24

1899-1900		4-4	
ALUMNI	W	42	4
at Geneva	L	15	18
WILKINSBURG YMCA	W	24	6
ALLEGHENY	W	28	6
at Homestead HLAC	L	9	39
at Allegheny	L	13	24
GENEVA	L	26	28
HOMESTEAD HLAC	W	35	28

1898-99		1-5	
NEW CASTLE YMCA	W	24	1
at Wilkinsburg YMCA	L	14	28
at New Castle YMCA	L	7	8
GENEVA	L	18	23
at Geneva	L	21	29
at Allegheny	L	13	23

1897-98		4-2	
GENEVA	W	21	4
at Allegheny	W	10	3
RAYEN HIGH SCHOOL	W	30	13
DUQUESNE AC & DC	L	11	21
at Geneva	W	19	9
at Mount Union	L	1	2



All-time records vs. current PAC opponents

Opponent	Record	First meeting
Bethany	74-35	1907-08
Geneva	131-94	1897-98
Grove City	80-56	1901-02
Saint Vincent	66-41	1946-47
Thiel	52-24	1921-22
Thomas More	9-17	2005-06
Washington & Jefferson	56-33	1920-21
Waynesburg	105-63	1908-09