

# WEBER STATE FOOTBALL



**WE ARE  
YOUR TEAM!**

**2025 ALMANAC**





# WILDCAT FOOTBALL



## 2025 WEBER STATE FOOTBALL SCHEDULE

<u>Day</u>	<u>Date</u>	<u>Opponent</u>	<u>Time</u>
Sat.	Aug. 30	at James Madison	4:00 p.m.
Sat.	Sept. 6	at Arizona	8:00 p.m.
Sat.	Sept. 13	at McNeese	5:00 p.m.
<b>Sat.</b>	<b>Sept. 20</b>	<b>Butler</b>	<b>7:00 p.m.</b>
Sat.	Sept. 27	*at UC Davis	8:00 p.m.
<b>Sat.</b>	<b>Oct. 11</b>	<b>*Sacramento State</b>	<b>6:00 p.m.</b>
Sat.	Oct. 18	*at Portland State	3:00 p.m.
<b>Sat.</b>	<b>Oct. 25</b>	<b>*Eastern Washington</b>	<b>1:00 p.m.</b>
<b>Sat.</b>	<b>Nov. 1</b>	<b>*Montana</b>	<b>1:00 p.m.</b>
Sat.	Nov. 8	*at Montana State	1:00 p.m.
Sat.	Nov. 15	*at Idaho State	4:00 p.m.
<b>Sat.</b>	<b>Nov. 22</b>	<b>*Northern Arizona</b>	<b>1:00 p.m.</b>



\* Big Sky Conference game | All times are Mountain





## 2025 WEBER STATE FOOTBALL QUICK FACTS

### GENERAL INFORMATION

**Name of School** ..... Weber State University  
**Location**.....Ogden, Utah  
**Founded** ..... 1889 (Four-year 1962)  
**Enrollement**.....32,701  
**Nickname**..... Wildcats  
**School colors**..... Purple and White  
**Affiliation**..... NCAA Division I (FCS)  
**Conference**.....Big Sky  
**Stadium (Capacity)** ..... Stewart Stadium (13,441)  
**Playing Surface**.....FieldTurf  
**President**.....Dr. Brad Mortensen  
**Athletic Director**..... Tim Crompton

### ATHLETIC COMMUNICATIONS

**Director of Athletic Communications** .....Paul Grua  
**Office phone**..... (801) 626-7414  
**Cell phone** .....(801) 452-3811  
**Email**..... pgrua@weber.edu  
**Press Box** ..... (801) 626-6588  
**Website**..... WeberStateSports.com  
**Facebook**.....Facebook.com/WeberStateFootball  
**Twitter** .....@WeberStateFB  
**Instagram** .....@WeberStateFB

### TEAM INFORMATION

**2024 record** .....4-8  
**2024 Big Sky record/finish**.....3-5 / t6th  
**Lettermen Returning** .....46  
**Starters Returning (O/D/ST)**.....(6/5/2)

### TEAM HISTORY

**First year Division I**..... . 1962  
**All-time record** ..... 343-347-3 (.497)  
**All-time Big Sky record**..... 213-214-2 (.499)  
**Big Sky Championships** ..... 8  
 ('65, '68, '87, '08, '17, '18, '19, '20-21)  
**FCS Playoff Apperances**..... 10  
 ('87, '91, '08, '09, '16, '17, '18, '19, '20-21, '22)

### COACHING STAFF

**Head Coach / OC** .....Mickey Mental  
**Alma Mater** ..... Baldwin-Wallace '08  
**Record at Weber State** ..... 10-13 / 7-9  
**Career record** ..... 26-15 / 20-10

### ASSISTANT COACHES

**Associate Head Coach / OL**..... Brent Myers  
**Defensive Coordinator / Safeties** ..... Joe Dale  
**Cornerbacks**.....Keilan Benjamin  
**Run Game Coordinator / TE** .....Robert Conley  
**Defensive Ends**.....James Cowser  
**Defensive Tackles**.....Brady Daigh  
**Quarterbacks** .....Zach Larson  
**Linebackers**.....Justin Mullgrav  
**Special Teams Coordinator / WR's** .....Skyler Ridley  
**Running backs**..... Daniel Wright Jr.  
**Offensive Analyst** ..... Jamie Martin  
**Graduate Assistant / Defense**.....Jace Campbell  
**Director of Sports Performance** .....Micah Cloward  
**Director of Football Operations** ..... Kyra Shea





## MICKY MENTAL

**HEAD COACH**  
**3rd SEASON**

**@mmental7**



### About Coach Mental

**Born:** July 6, 1985  
**Alma Mater:** Baldwin-Wallace '08  
**Wife:** Jessica

### Coaching Experience

**Weber State**  
*Head Coach / OC - 2023 - present*  
*Offensive Coordinator - 2022*

**Notre Dame College**  
*Head Coach / OC - 2019-20*  
*Offensive Coordinator - 2016-18*

### Career record

Weber State		
Season	Overall	Conf.
2023	6-5	4-4
2024	4-8	3-5
<b>Total</b>	<b>10-13</b>	<b>7-9</b>

Notre Dame College		
Season	Overall	Conf.
2020-21	5-0	4-0
2021	11-2	9-1
<b>Total</b>	<b>16-2</b>	<b>13-1</b>

**Career**      **26-15**      **20-10**



Mickey Mental is in his third season as the head coach of the Weber State football program. Mental is also the offensive coordinator for the Wildcats. After serving as the offensive coordinator for the 2022 season, Mental was named the 12th head coach in Weber State history on December 20, 2022.

In his two seasons as head coach of the Wildcats, he has coached seven players to All-America honors and 17 to All-Big Sky Conference honors, including five to first-team honors.

During his first season in 2023, Mental led Weber State to a 6-5 overall finish, WSU's ninth-straight winning season. Weber State closed the season with three straight wins, including a win over No. 4 ranked Idaho. In 2024, the 'Cats won four games and had two All-Americans and six players named to the All-Big Sky team.

Mental was the offensive coordinator and quarterbacks coach under Jay Hill at Weber State during the 2022 season where WSU won 10 games, including an FBS win at Utah State. The Wildcats advanced to the second round of the FCS Playoffs and were nationally ranked all season. The Wildcat offense ranked in the top 25 in the nation in scoring offense, rushing offense, first downs, and third down conversion percentage, and had seven players earn All-Big Sky Conference honors.

WSU is not his first head coaching job as Mental was also the head coach at Division II Notre Dame College in Ohio where he posted a 16-2 record in two seasons as head coach. He spent 13 total years at Notre Dame, including five years as the offensive coordinator.

In his two seasons as head coach, Mental posted a 16-2 record. The Falcons were 5-0 and won the MEC Championship during the shortened spring 2021 season. In the fall 2021 season, Mental led the team to an 11-2 overall record and a trip to the second round of the Division II playoffs.

In the five games in the spring 2021 season, Mental led the team to a perfect 5-0 record and the offense ranked high in the nation in several categories. The Falcons were second in the country in rushing yards per game, third in points per game, fifth in total offense and seventh in first downs.

He was named MEC Coach of the Year and had a program-record 22 players earn all-conference honors, including the offensive player of the year.

During the 2021 season, the Falcons finished the season ranked ninth in the country. The offense averaged 40.6 points per game, sixth-best in the nation, and was seventh in red zone scoring, 13th in first downs and 18th in total offense.

In his five seasons as the offensive coordinator, the Falcons had their five best seasons in total rushing, with the team setting a new school record in each of his first four seasons. In 2017, NDC ran for 2,558 yards to lead the Mountain East Conference with over 230 yards per game while in 2018 and 2019, the team ranked in the top 10 in all of Division II.

Prior to joining Notre Dame College, Mental spent one year as the quarterback coach at Brookside High School.

A native of Olmstead Falls, Ohio, Mental played college football at Baldwin-Wallace, where he was a three-year starter at quarterback for the Yellow Jackets. He earned OAC player of the week honors and when his Baldwin-Wallace career was over, he earned a tryout with the Cleveland Browns.

He is married to his wife Jessica. They had their first child in June 2025.



WILDCAT COACHING STAFF



**Brent Myers**  
Associate Head Coach  
Offensive Line  
12th season



**Joe Dale**  
Defensive Coordinator  
Safeties  
8th season



**Keilan Benjamin**  
Cornerbacks  
1st season



**Robert Conley**  
Run Game Coordinator  
Running backs  
6th season



**James Cowser**  
Defensive Ends  
5th season



**Brady Daigh**  
Defensive Tackles  
1st season



**Zach Larson**  
Quarterbacks  
6th season



**Justin Mullgrav**  
Linebackers  
1st season




**Skyler Ridley**  
Speical Teams Coord.  
Wide Receivers  
9th season



**Daniel Wright Jr.**  
Running Backs /  
Recruiting Coordinator  
1st season



**Jamie Martin**  
Offensive Analyst



**Jace Campbell**  
Defensvie Assistant



# WILDCAT FOOTBALL



## WILDCAT SUPPORT STAFF



**Micah Cloward**  
Director of Sports  
Performance



**Kyra Shea**  
Director of  
Football Operations



**Sadie Kocha**  
Assistant AD for  
Sport Medicine



**Cody Wolcott**  
Director of  
Equipment Operations



**Joseph Namingha**  
Assistant  
Director of  
Equipment  
Operations



**Paul Grua**  
Assistant AD for  
Communications





# PLAYERS





# WILDCAT FOOTBALL



## 2025 WEBER STATE FOOTBALL ROSTER

ALPHABETICAL		No.	Name	Pos.	Ht.	Wt.	Yr.	Hometown (Previous School)	
	Tristan Allen	CB	0	Mayson Hitchens	LB	6-1	220	Jr.	Orange, CA (El Modena)
36	Donovan Aidoo	S	1	Keahnist Thompson	DE	6-3	255	Jr.	Lakeland, FL (UCF)
64	Nelson Arapa	OL	2	Jackson Gilkey	QB	6-2	215	So.	Ennis, TX (UTSA)
	Donovan Arnold	DE	3	BJ Carey	S	6-1	190	Jr.	Downey, CA (Downey)
32	Daniel Asisi	LB	4	Jayleen Record	WR	5-8	175	Sr.	Dallas, TX (SMU)
			5	Chauncey Sylvester	RB	5-10	195	RFr.	Long Beach, CA (St. John Bosco)
26	Peyton Beck	WR	6	Cash McCollum	QB	6-4	200	RFr.	China Spring, TX (North Texas)
63	Trevor Beck	OL	7	Tre Parks-Vinson	CB	5-9	175	Jr.	Fort Worth, TX (Nolan Catholic)
93	Ben Beecher	DT	8	Jaden Thrower	WR	5-11	175	Jr.	Las Vegas, NV (Silverado)
84	Noah Bennee	TE	9	Trevian Tribble	S	5-11	165	Jr.	Fontana, CA (Kaiser)
	Christian Blanch	LB							
	Jaeden Bland	LB	10	Dijon Jennings	QB	5-11	195	Jr.	Reynoldsburg, OH (Akron)
	Dante Bond	DE	11	AJ Jayroe	WR	6-4	200	So.	Frisco, TX (Louisiana)
91	Brecken Bowen	DE	12	Kao Hansen	S	6-3	210	Jr.	Alpine, UT (Lone Peak)
75	Alijah Bray	OL	13	Sione Hala	LB	6-1	225	Jr.	Los Angeles, CA (Boston College)
53	David Brinton	LB	14	Kingston Tisdell	QB	6-1	195	Fr.	Los Angeles, CA (Inglewood)
15	Bird Butler	RB	15	Bird Butler	RB	5-8	170	Sr.	Salt Lake City, UT (NM Military)
			16	Toddrick Dixon	CB	6-0	165	Sr.	Arlington, TX (Timberview)
			17	Josh Hardy	DE	6-4	250	Jr.	Bowie, MD (North Carolina A&T)
69	Sloan Calder	K	18	Marvin Session	WR	6-1	205	Jr.	Missouri City, TX (Ridge Point)
3	BJ Carey	S	19	Devin Ford	WR	6-0	175	Sr.	Gardena, CA (Junipero Serra)
65	Cole Casto	OL							
87	Marcus Chretien	WR	20	Montae Pate	CB	6-3	170	Jr.	Tacoma, WA (Legacy (NV))
48	Jon Class	DE	21	Pierre Hunter	S	6-0	195	Jr.	Dallas, TX (James Madison)
			22	Ishaan Daniels	CB	5-10	175	So.	Bellevue, WA (Bellevue)
22	Ishaan Daniels	CB	23	Tajon Evans	CB	6-0	185	Jr.	San Diego, CA (Mira Mesa)
35	Rishi Daniels	S	24	Angel King	S	6-1	200	Sr.	Los Angeles, CA (Colorado State)
16	Toddrick Dixon	CB	25	Davion Godley	RB	5-8	200	So.	Fulshear, TX (Fulshear)
41	Oscar Dominguez	K	26	Peyton Beck	WR	6-0	190	Sr.	Bountiful, UT (Snow College)
			27	Zach Hrbacek	RB	5-9	190	Sr.	Troy, TX (Sam Houston)
62	Jacob Edmonds	OL	28	Logan Mackey	CB	5-10	185	So.	Houston, TX (C.E. King)
43	Kevin Enriquez	LB	29	Davonta Morgan-Collins	CB	6-0	175	Fr.	Dallas, TX (Dallas Madison)
50	Ethen Erickson	OL							
76	Zoom Esplin	OL	30	Major Givens	RB	5-10	175	So.	Spring Valley, CA (Steele Canyon)
23	Tajon Evans	CB	31	Tamal Johnson	S	6-0	180	So.	Compton, CA (St. John Bosco)
			32	Daniel Asisi	LB	6-2	235	RFr.	Provo, UT (Provo)
	Spencer Ferguson	RB	33	Aizik Mahuka	LB	6-3	225	So.	Mililani, HI (Mililani)
98	Zion Finau	DT	34	Colter May	RB	6-0	210	Sr.	Heyburn, ID (Minico)
19	Devin Ford	WR	35	Rishi Daniels	S	5-11	185	Sr.	Bellevue, WA (Bellevue)
			36	Donovan Aidoo	S	6-1	190	RFr.	Gilbert, AZ (Higley)
86	Kash Gates	WR	37	Aidan O'Callaghan	LB	6-4	220	So.	Huntington Beach, CA (Servite)
2	Jackson Gilkey	QB	39	Khalil Stolden	S	6-0	190	RFr.	Arlington, TX (Bowie)
30	Major Givens	RB							
25	Davion Godley	RB	40	Raimoana Tinirauarii	LB	6-2	225	Jr.	Paea, Tahiti (Juan Diego (UT))
	Liam Guthrie	WR	41	Oscar Dominguez	K	5-11	200	Fr.	Kamas, UT (South Summit)
			42	Chipper Harding	S	5-10	190	So.	Roosevelt, UT (Union)
13	Sione Hala	LB	43	Kevin Enriquez	LB	6-2	215	Jr.	Rancho Cucamonga, CA (R. Cucamonga)
12	Koa Hansen	S	44	Kevin Johnson	DT	6-5	270	RFr.	Downey, CA (St. Pius X)
42	Chipper Harding	S	45	Jack Pidgeon	TE	6-4	225	Fr.	Bellevue, WA (Bellevue)
17	Josh Hardy	DE	46	Kolton Sparrow	TE	6-5	210	Fr.	Pleasant View, UT (Weber)
97	Matt Herron	DT	47	Henry Way	P	6-1	195	So.	Eltham, Australia
0	Mayson Hitchens	LB	48	Jon Class	DE	6-3	220	RFr.	San Marcos, CA (Mission Hills)
49	Thien Hoang	K	49	Thien Hoang	K	5-7	170	Jr.	Portland, OR (Lewis & Clark)
27	Zach Hrbacek	RB							
21	Pierre Hunter	LB	50	Ethen Erickson	OL	6-3	285	Sr.	Fontana, CA (Colorado State / Citrus)
73	Ty Hunter	OL	51	Ashden Oberg	DE	6-5	245	Jr.	Montrose, CO (Montrose)
			53	David Brinton	LB	6-2	235	Fr.	Draper, UT (Corner Canyon)
			54	Porter Small	DE	6-4	260	Fr.	Springville, UT (BYU)
11	AJ Jayroe	WR	55	Jason White	OL	6-3	295	Sr.	Lakewood, CA (Oregon State)
10	Dijon Jennings	QB	58	Caden Kellow	LS	6-1	210	Jr.	Brentwood, TN (Missouri St./Utah St.)
44	Kevin Johnson	DT	59	Justin Lutz	LS	6-0	225	So.	Lawrence, KS (Iowa Western)
31	Tamal Johnson	S							
88	Dahlyn Jones	TE							



# WEBER STATE



58	Caden Kellow	LS	62	Jacob Edmonds	OL	6-2	300	So.	Vacaville, CA (Utah)
24	Angel King	S	63	Trevor Beck	OL	6-5	305	So.	Boise, ID (Rocky Mountain)
89	Noah Kjar	WR	64	Nelson Arapa	OL	6-4	285	Jr.	Bora Bora (Juan Diego (UT))
			65	Cole Casto	OL	6-3	280	Sr.	Salt Lake City, UT (Brighton)
77	Kasen Lea	OL	67	Branden Meza	OL	6-3	265	Fr.	Long Beach, CA (Millikan)
59	Justin Lutz	LS	69	Sloan Calder	K	6-4	180	Sr.	Morgan, UT (Morgan)
			70	Will Way	OL	6-3	290	So.	Tucson, AZ (Pusch Ridge Academy)
28	Logan Mackey	CB	71	Gavin Ortega	OL	6-5	300	Sr.	Bellingham, WA (Sehome)
33	Azik Mahuka	LB	73	Ty Hunter	OL	6-4	285	Fr.	Syracuse, UT (Syracuse)
	Jayden Martin	CB	74	Vae Soifua	OL	6-4	295	Jr.	Orem, UT (BYU)
34	Colter May	RB	75	Alijah Bray	OL	6-7	275	Fr.	Irvine, CA (Woodbridge)
	Jayden Mayberry	S	76	Zoom Esplin	OL	6-8	280	So.	Escintans, CA (BYU)
6	Cash McCollum	QB	77	Kasen Lea	OL	6-4	280	RFr.	Normon, OK (Norman North)
67	Brenden Meza	OL	78	Luke Sampson	OL	6-4	285	So.	Draper, UT (Corner Canyon)
	Kingston Mickens	CB	79	Cole Millward	OL	6-6	275	So.	West Haven, UT (Roy)
96	Grady Milholen	TE	80	Mason York	WR	6-3	195	RFr.	Huntington Beach, CA (Edison)
79	Cole Millward	OL	81	Kelton Wafer	WR	6-0	180	Fr.	McKinney, TX (Frisco Emerson)
29	Davonta Morgan-Collins	CB	82	Maurice Savage	WR	6-3	190	Jr.	Richmond, CA (College of San Mateo)
85	Ammon Munyer	TE	83	Majer Sullivan	TE	6-8	250	Jr.	Sacramento, CA (Utah Valley)
			84	Noah Bennee	TE	6-4	240	Sr.	Holladay, UT (Utah)
37	Aiden O'Callaghan	LB	85	Ammon Munyer	TE	6-5	240	So.	Rathdrum, ID (Lakeland)
51	Ashden Oberg	DE	86	Kash Gates	WR	6-0	200	RFr.	Kaysville, UT (Davis)
71	Gavin Ortega	OL	87	Marcus Chretien	WR	6-2	175	Jr.	Houston, TX (Fort Bend Academy)
	Braylon Parker	CB	88	Dahlyn Jones	TE	6-2	215	So.	DeSoto, TX (DeSoto)
7	Tre Parks-Vinson	CB	89	Noah Kjar	WR	6-0	195	So.	Draper, UT (Corner Canyon)
20	Montae Pate	CB	90	Chevy Robinson	DE	6-2	240	Fr.	Wai'anae, HI (Mililani)
53	Easton Payne	DT	91	Breken Bowen	DE	6-4	250	Jr.	Heber City, UT (Southern Utah)
41	Jack Pidgeon	TE	92	Boyd Sorensen	DE	6-4	235	Fr.	Rexburg, ID (BYU)
			93	Ben Beecher	DT	6-1	275	Sr.	Parker, CO (Ponderosa)
4	Jayleen Record	WR	94	Oscar Serrano	DT	6-6	290	Jr.	Whittier, CA (Santa Ana College)
90	Chevy Robinson	DE	95	Kaydon Williams	DT	6-2	285	Fr.	Draper, UT (Corner Canyon)
			96	Grady Milholen	TE	6-5	225	Fr.	Camas, WA (Camas)
78	Luke Sampson	OL	97	Matt Herron	DT	6-3	280	Jr.	Holladay, UT (Olympus)
82	Maurice Savage	WR	98	Zion Finau	DT	6-2	285	Fr.	Herriman, UT (Corner Canyon)
94	Oscar Serrano	DT	99	Easton Payne	DT	6-3	285	Sr.	Tremonton, UT (Bear River)
18	Marvin Session	WR		Tristan Allen	CB	5-9	165	Fr.	Jacksonville, FL (Bartram Trail)
54	Porter Small	DE		Donovan Arnold	DE	6-3	205	Fr.	West Jordan, UT (Copper Hills)
74	Vae Soifua	OL		Christian Blanch	LB	6-1	225	Fr.	Ogden, UT (Fremont)
92	Boyd Sorensen	DE		Jaeden Bland	LB	6-1	215	RFr.	Sacramento, CA (Utah)
46	Kolton Sparrow	TE		Dante Bond	DE	6-3	235	RFr.	Millville, UT (Ridegeline)
39	Khalil Stolden	S		Spencer Ferguson	RB	6-0	200	RFr.	Kaysville, UT (Davis)
83	Majer Sullivan	TE		Liam Guthrie	WR	6-3	190	Fr.	Las Vegas, NV (Skyview (UT))
5	Chauncey Sylvester	RB		Jayden Martin	CB	6-0	170	RFr.	Valencia, CA (West Ranch)
				Jayden Mayberry	S	6-0	180	Fr.	Highland, UT (Lone Peak)
1	Keahnist Thompson	DE		Kingston Mickens	CB	6-0	190	Fr.	Bountiful, UT (Viewmont)
8	Jaden Thrower	WR		Jayden Northrup	WR	6-4	205	Fr.	Whittier, CA (Mt. Sac JC)
40	Raimoana Tinirauarii	LB		Braylon Parker	CB	5-9	175	RFr.	Ogden, UT (Weber)
14	Kingston Tisdell	QB		Riley Whicker	P	6-0	225	Fr.	South Jordan, UT (Bingham)
9	Trevian Tribble	S		Robert Young	WR	5-8	165	Fr.	Roy, UT (Roy)

## Coaching staff

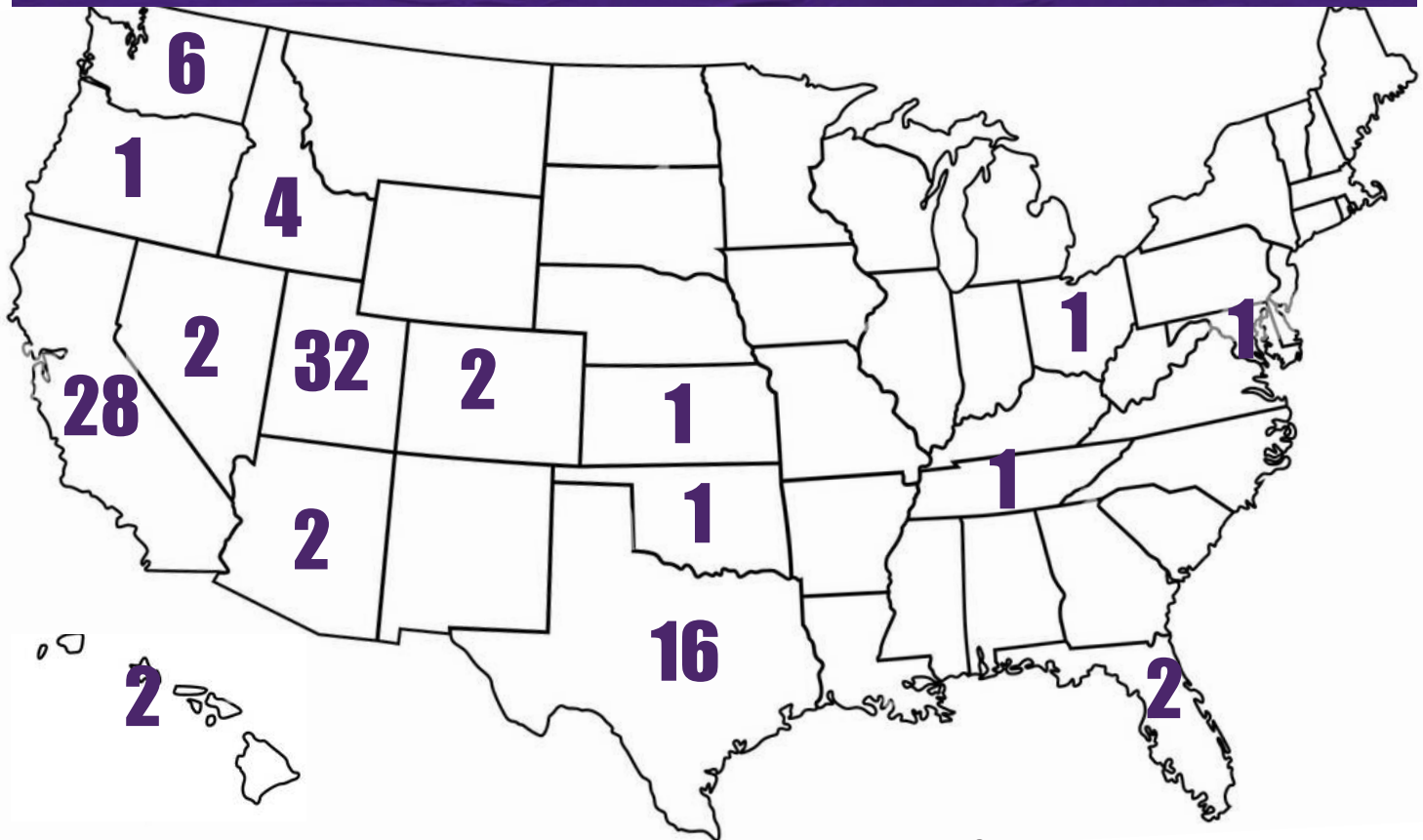
81	Kelton Wafer	WR	Mickey Mental	Head Coach / Offensive Coordinator
47	Henry Way	P	Brent Myers	Associate Head Coach / Offensive Line
70	Will Way	OL	Joe Dale	Defensive Coordinator / Safeties
	Riley Whicker	P	Keilan Benjamin	Assistant Coach / Cornerbacks
55	Jason White	OL	Robert Conley	Assistant Coach / Tight Ends / Run Game Coordinator
95	Kaydon Williams	DT	James Cowser	Assistant Coach / Defensive Ends
			Brady Daigh	Assistant Coach / Defensive Tackles
80	Mason York	WR	Zach Larson	Assistant Coach / Quarterbacks
	Robert Young	WR	Justin Mullgrav	Assistant Coach / Linebackers
			Skyler Ridley	Assistant Coach / Wide Receivers / Special Teams Coordinator
			Daniel Wright Jr.	Assistant Coach / Running backs
			Jamie Martin	Offensive Analyst
			Jace Campbell	Graduate Assistant / Defense
			Micah Cloward	Director of Sports Performance



# WILDCAT FOOTBALL



## 2025 WILDCAT ROSTER



### Utah (32)

Donovan Arnold  
Daniel Asisi  
Peyton Beck  
Noah Bennee  
Christian Blanch  
Dante Bond  
Breken Bowen  
David Brinton  
Bird Butler  
Sloan Calder  
Cole Casto  
Oscar Dominguez  
Spencer Ferguson  
Zion Finau  
Kash Gates  
Kao Hansen  
Chipper Harding  
Matt Herron  
Ty Hunter  
Noah Kjar  
Jayden Mayberry  
Kingston Mickens  
Cole Millward  
Braylon Parker  
Easton Payne  
Luke Sampson  
Porter Small  
Vae Soifua  
Kolton Sparrow  
Riley Whicker  
Kaydon Williams

Robert Young

### California (28)

Jaeden Bland  
Alijah Bray  
BJ Carey  
Jon Class  
Jacob Edmonds  
Kevin Enriquez  
Ethen Erickson  
Zoom Esplin  
Tajon Evans  
Devin Ford  
Major Givens  
Sione Hala  
Mayson Hitchens  
Tamal Johnson  
Kevin Johnson  
Angel King  
Jayden Martin  
Branden Meza  
Jayden Northrup  
Aidan O'Callaghan  
Maurice Savage  
Oscar Serrano  
Majer Sullivan  
Chauncey Sylvester  
Kingston Tisdell  
Trevian Tribble  
Jason White  
Mason York

### Texas (16)

Marcus Chretien  
Toddrick Dixon  
Jackson Gilkey  
Davion Godley  
Zach Hrbacek  
Pierre Hunter  
AJ Jayroe  
Dahlyn Jones  
Logan Mackey  
Cash McCollum  
Davonta Morgan-Collins  
Tre Parks-Vinson  
Jayleen Record  
Marvin Session  
Khalil Stolden  
Kelton Wafer

### Washington (6)

Ishaan Daniels  
Rishi Daniels  
Grady Millholen  
Gavin Ortega  
Montae Pate  
Jack Pidgeon

### Idaho (4)

Trevor Beck  
Colter May  
Ammon Munyer  
Boyd Sorenson

### Arizona (2)

Donovan Aidoo  
Will Way

### Nevada (2)

Liam Guthrie  
Jaden Thrower

### Colorado (2)

Ben Beecher  
Ashden Oberg

### Florida (2)

Tristan Allen  
Keahnist Thompson

### Hawaii (2)

Azik Mahuka  
Chevy Robinson

### Kansas (1)

Justin Lutz

### Maryland (1)

Josh Hardy

### Ohio (1)

Dijon Jennings

### Oklahoma (1)

Kasen Lea

### Oregon (1)

Thien Hoang

### Tennessee (1)

Caden Kellow

### International

#### Australia (1)

Henry Way

#### Bora Bora (1)

Nelson Arapa

#### Tahiti (1)

Raimoana Tinirauarii

## PRONUNCIATION GUIDE

Donavon Aidoo  
Noah Bennee  
Marcus Chretien  
Ishaan Daniels  
Tajon Evans  
Zion Finau  
Thien Hoang  
Zach Hrbacek  
AJ Jayroe  
Dijon Jennings  
Dahlyn Jones  
Noah Kjar  
Aizik Mahuka  
Montae Pate  
Vae Soifua  
Raimona Tinirauarii

A-do  
Ben-ee  
Cray-shun  
E-shawn  
Tay-jon  
Zy-un Fee-now  
Tee-un Wong  
Her-baatch-ek  
Jay-row  
Dee-john  
Day-lyn  
Care  
Isaac Muh-who-kuh  
Montay  
Vai So-e-fu-uh  
Ray-moana  
Tee-knee-uh-are-e  
Key-honest

To hear pronunciations from players, visit [WeberStateSports.com](http://WeberStateSports.com) and click on roster. Then click on the ear next to the player's name.



## 2025 WILDCATS

Full bios and updated season and career stats are available at [WeberStateSports.com](http://WeberStateSports.com).




**#36**  
**DONAVON AIDOO**  
6-1 • 190 • Saf. • R-Fr.  
Gilbert, AZ  
(Higley)



**TRISTAN ALLEN**  
5-9 • 165 • CB • Fr.  
JACKSONVILLE, FL  
(Bartram Trail)



**#64**  
**NELSON ARAPA**  
6-4 • 285 • OL • Jr.  
Bora Bora  
(Juan Diego (UT))



**DONAVAN ARNOLD**  
6-3 • 205 • DE • Fr.  
West Jordan, UT  
(Copper Hills)



**#32**  
**DANIEL ASISI**  
6-2 • 235 • LB • R-Fr.  
Provo, UT  
(Provo)



**#26**  
**PEYTON BECK**  
6-0 • 190 • WR • Sr.  
Bountiful, UT  
(Snow College)



**#63**  
**TREVOR BECK**  
6-5 • 305 • OL • So.  
Meridian, ID  
(Rocky Mountain)



**#93**  
**BEN BEECHER**  
6-1 • 275 • DL • Sr.  
Parker, CO  
(Ponderosa)



**#84**  
**NOAH BENNEE**  
6-4 • 240 • TE • Sr.  
Holladay, UT  
(Utah)



**CHRISTIAN BLANCH**  
6-1 • 225 • LB • Fr.  
Ogden, UT  
(Fremont)



**JAEDEN BLANCH**  
6-1 • 215 • LB • R-Fr.  
Sacramento, CA  
(Utah)



**DANTE BOND**  
6-3 • 235 • DE • R-Fr.  
Millville, UT  
(Ridgeline)



**#91**  
**BREKEN BOWEN**  
6-3 • 250 • DE • Jr.  
Heber City, UT  
(Southern Utah)



**#75**  
**ALIJAH BRAY**  
6-7 • 275 • OL • Fr.  
Irvine, CA  
(Woodbridge)



**#53**  
**DAVID BRINTON**  
6-2 • 235 • LB • Fr.  
Draper, UT  
(Corner Canyon)





# WILDCAT FOOTBALL



## 2025 WILDCATS



**#15**  
**BIRD BUTLER**  
5-8 • 170 • RB / KR • Sr.  
Salt Lake City, UT  
(NM Military Institute)



**#69**  
**SLOAN CALDER**  
6-4 • 180 • K/P • Sr.  
Morgan, UT  
(Morgan)



**#3**  
**BJ CAREY**  
6-1 • 190 • S • Jr.  
Downey, CA  
(Downey)



**#65**  
**COLE CASTO**  
6-3 • 280 • OL • Sr.  
Salt Lake City, UT  
(Brighton)



**#87**  
**MARCUS CHRETIEN**  
6-2 • 175 • WR • Jr.  
Houston, TX  
(Fort Bend Academy)



**#48**  
**JON CLASS**  
6-3 • 220 • DE • RFr.  
San Marcos, CA  
(Misson Hills)



**#22**  
**ISHAAN DANIELS**  
5-10 • 175 • CB • So.  
Bellevue, WA  
(Bellevue)



**#35**  
**RISHI DANIELS**  
5-11 • 185 • S • Sr.  
Bellevue, WA  
(Bellevue)



**#16**  
**TODDRICK DIXON**  
6-0 • 165 • CB • Sr.  
Arlington, TX  
(Timberview)



**#41**  
**OSCAR DOMINGUEZ**  
5-11 • 200 • K • Fr.  
Kamas, UT  
(South Summit)



**#62**  
**JACOB EDMONDS**  
6-2 • 300 • OL • So.  
Vacaville, CA  
(Utah)



**#43**  
**KEVIN ENRIQUEZ**  
6-2 • 215 • LB • Jr.  
Rancho Cucamonga, CA  
(Rancho Cucamonga)



**#50**  
**ETHEN ERICKSON**  
6-3 • 285 • OL • Jr.  
Fontana, CA  
(Colorado State / Citrus)



**#76**  
**ZOOM ESPLIN**  
6-8 • 280 • OL • So.  
Enclintas, CA  
(BYU)



**#23**  
**TAJON EVANS**  
6-0 • 185 • CB • Jr.  
San Diego, CA  
(Mira Mesa)





## 2025 WILDCATS



**SPENCER FERGUSON**  
6-0 • 200 • RB • RFr.  
Kaysville, UT  
(Davis)



**#98**  
**ZION FINAU**  
6-2 • 285 • DT • Fr.  
Salt Lake City, UT  
(Corner Canyon)



**#19**  
**DEVIN FORD**  
6-0 • 175 • WR • Sr.  
Gardena, CA  
(Junipero Serra)



**#86**  
**KASH GATES**  
6-0 • 200 • WR • RFr.  
Kaysville, UT  
(Davis)



**#2**  
**JACKSON GILKEY**  
6-2 • 215 • QB • So.  
Ennis, TX  
(UTSA)



**#30**  
**MAJOR GIVENS**  
5-10 • 175 • RB • So.  
Spring Valley, CA  
(Steele Canyon)



**#25**  
**DAVION GODLEY**  
5-9 • 200 • RB • So.  
Fulshear, TX  
(Fulshear)



**#13**  
**LIAM GUTHRIE**  
6-3 • 190 • WR • Fr.  
Las Vegas, NV  
(Skyview (UT))



**#13**  
**SIONE HALA**  
6-1 • 225 • LB • Jr.  
Los Angeles, CA  
(Boston College)



**#12**  
**KAO HANSEN**  
6-3 • 210 • S • Jr.  
Alpine, UT  
(Lone Peak)



**#42**  
**CHIPPER HARDING**  
5-10 • 190 • S • So.  
Roosevelt, UT  
(Union)



**#17**  
**JOSH HARDY**  
6-4 • 250 • DE • Jr.  
Bowie, MD  
(North Carolina A&T)



**#97**  
**MATT HERRON**  
6-3 • 280 • DT • Jr.  
Holladay, UT  
(Olympus)



**#0**  
**MAYSON HITCHENS**  
6-1 • 220 • LB • Jr.  
Orange, CA  
(El Modena)



**#49**  
**THIEN HOANG**  
5-7 • 170 • K • Jr.  
Portland, OR  
(Lewis & Clark)





# WILDCAT FOOTBALL



## 2024 WILDCATS



**#27**  
**ZACH HRBACEK**  
5-9 • 190 • RB • Sr.  
Troy, TX  
(Sam Houston State)



**#21**  
**PIERRE HUNTER**  
6-0 • 195 • S • So.  
Dallas, TX  
(James Madison)



**#73**  
**TY HUNTER**  
6-4 • 285 • OL • Fr.  
Syracuse, UT  
(Syracuse)



**#11**  
**AJ JAYROE**  
6-4 • 200 • WR • So.  
Frisco, TX  
(Louisiana)



**#19**  
**DIJON JENNINGS**  
5-11 • 195 • QB • Jr.  
Reynoldsburg, OH  
(Akron)



**#44**  
**KEVIN JOHNSON**  
6-5 • 270 • DE • RFr.  
Downey, CA  
(St. Pius X)



**#31**  
**TAMAL JOHNSON**  
6-0 • 180 • S • So.  
Compton, CA  
(St. John Bosco)



**#88**  
**DAHLYN JONES**  
6-2 • 215 • TE • So.  
DeSoto, TX  
(DeSoto)



**#58**  
**CADEN KELLOW**  
6-1 • 210 • LS • Jr.  
Brentwood, TN  
(Missouri St./Utah St.)



**#24**  
**ANGEL KING**  
6-1 • 200 • S • Sr.  
Los Angeles, CA  
(Colorado State)



**#89**  
**NOAH KJAR**  
6-0 • 195 • WR • So.  
Draper, UT  
(Corner Canyon)



**#77**  
**KASEN LEA**  
6-4 • 280 • OL • RFr.  
Norman, OK  
(Norman North)



**#59**  
**JUSTIN LUTZ**  
6-0 • 225 • LS • So.  
Lawrence, KS  
(Iowa Western)



**#28**  
**LOGAN MACKEY**  
5-10 • 185 • CB • So.  
Houston, TX  
(C.E. King)



**#33**  
**AIZIK MAHUKA**  
6-3 • 225 • LB • So.  
Millilani, HI  
(Millilani)





## 2025 WILDCATS



**JAYDEN MARTIN**  
6-0 • 170 • CB • RFr.  
Valencia, CA  
(West Ranch)



**#34 COLTER MAY**  
6-0 • 210 • RB • Sr.  
Heyburn, ID  
(Minico)



**JAYDEN MAYBERRY**  
6-0 • 180 • S • Fr.  
Highland, UT  
(Lone Peak)



**#6 CASH MCCOLLUM**  
6-4 • 200 • QB • RFr.  
China Spring, TX  
(North Texas)



**#67 BRANDEN MEZA**  
6-3 • 265 • OL • Fr.  
Long Beach, CA  
(Millikan)



**KINGSTON MICKENS**  
6-0 • 190 • CB • Fr.  
Bountiful, UT  
(Bountiful)



**GRADY MILHOLEN**  
6-5 • 225 • TE • Fr.  
Camas, WA  
(Camas)



**#79 COLE MILLWARD**  
6-6 • 275 • OL • So.  
West Haven, UT  
(Roy)



**#29 DAVONTA MORGAN-COLLINS**  
6-0 • 175 • CB • Fr.  
Dallas, TX  
(Dallas Madison)



**#85 AMMON MUNYER**  
6-5 • 240 • TE • So.  
Rathdrum, ID  
(Lakeland)



**JAYDEN NORTHRUP**  
6-4 • 205 • WR • Fr.  
Whittier, CA  
(Mt. SAC)



**#37 AIDAN O'CALLAGHAN**  
6-4 • 220 • LB • So.  
Huntington Beach, CA  
(Servite)



**#51 ASHDEN OBERG**  
6-5 • 245 • DE • Jr.  
Montrose, CO  
(Montrose)



**#71 GAVIN ORTEGA**  
6-5 • 300 • OL • Sr.  
Bellingham, WA  
(Seahome)



**BRAYLON PARKER**  
5-9 • 175 • CB • RFr.  
Ogden, UT  
(Weber)





# WILDCAT FOOTBALL



## 2025 WILDCATS



**#7**  
**TRE PARKS-VINSON**  
5-9 • 175 • CB • Jr.  
Fort Worth, TX  
(Nolan Catholic)



**#20**  
**MONTAE PATE**  
6-2 • 170 • CB • Jr.  
Tacoma, WA  
(Legacy (NV))



**#99**  
**EASTON PAYNE**  
6-3 • 285 • DT • Sr.  
Tremonton, UT  
(Bear River)



**#45**  
**JACK PIGEON**  
6-4 • 225 • TE • Fr.  
Bellevue, WA  
(Bellevue)



**#4**  
**JAYLEEN RECORD**  
5-8 • 175 • WR • Sr.  
Dallas, TX  
(SMU)



**#90**  
**CHEVY ROBINSON**  
6-2 • 240 • DE • Fr.  
Wal'anae, HI  
(Milliani)



**#78**  
**LUKE SAMPSON**  
6-4 • 285 • OL • So.  
Draper, UT  
(Corner Canyon)



**#82**  
**MAURIE SAVAGE**  
6-3 • 190 • WR • Jr.  
Richmond, CA  
(College of San Mateo)



**#94**  
**OSCAR SERRANO**  
6-6 • 290 • DT • Jr.  
Whittier, CA  
(Santa Ana College)



**#18**  
**MARVIN SESSION**  
6-1 • 205 • WR • Jr.  
Missouri City, TX  
(Ridge Point)



**#54**  
**PORTER SMALL**  
6-4 • 260 • DE • Fr.  
Springville, UT  
(BYU)



**#74**  
**VAE SOIFUA**  
6-4 • 295 • OL • Jr.  
Orem, UT  
(BYU)



**#92**  
**BOYD SORENSEN**  
6-4 • 235 • DE • Fr.  
Rexburg, ID  
(BYU)



**KOLTON SPARROW**  
6-0 • 210 • S • Fr.



**#39**  
**KHALIL STOLDEN**  
6-0 • 190 • S • RFr.  
Arlington, TX  
(Bowie)





## 2025 WILDCATS



**#83**  
**MAJER SULLIVAN**  
6-8 • 250 • TE • Jr.  
Sacramento, CA  
(Utah Valley)



**#5**  
**CHAUNCEY SYLVESTER**  
5-10 • 195 • RB • RFr.  
Long Beach, CA  
(St. John Bosco)



**#1**  
**KEAHNIST THOMPSON**  
6-3 • 255 • DE • Jr.  
Lakeland, FL  
(UCF)



**#8**  
**JADEN THROWER**  
5-11 • 175 • WR • Jr.  
Las Vegas, NV  
(Silverado)



**#40**  
**RAIMOANA TINIRAUARII**  
6-2 • 225 • LB • Jr.  
Paea, Tahiti  
(Juan Diego (UT))



**#14**  
**KINGSTON TISELL**  
6-1 • 195 • QB • Fr.  
Los Angeles, CA  
(Inglewood)



**#9**  
**TREVIAN TRIBBLE**  
5-11 • 165 • S • Jr.  
Fontana, CA  
(Kaiser)



**#82**  
**KELTON WAFER**  
6-0 • 180 • WR • Fr.  
McKinney, TX  
(Frisco Emerson)



**#47**  
**HENRY WAY**  
6-1 • 195 • P • So.  
Eltham, Australia



**#70**  
**WILL WAY**  
6-3 • 290 • OL • So.  
Tucson, AZ  
(Pusch Ridge Academy)



**RILEY WHICKER**  
6-0 • 225 • P • Fr.  
South Jordan, UT  
(Bingham)



**#55**  
**JASON WHITE**  
6-3 • 295 • OL • Sr.  
Lakewood, CA  
(Oregon State)



**#95**  
**KAYDON WILLIAMS**  
6-2 • 285 • DT • Fr.  
Draper, UT  
(Corner Canyon)



**#80**  
**MASON YORK**  
6-3 • 195 • WR • RFr.  
Huntington Beach, CA  
(Edison)



**ROBERT YOUNG**  
5-8 • 165 • WR • Fr.  
Roy, UT  
(Roy)





# WILDCAT FOOTBALL



## 2024 STATS AND RESULTS

### Team Results

	Date	Opponent		Score	Att.
	08/31/2024	at Washington	L	3-35	66984
*	09/07/2024	Portland St.	W	43-16	8464
	09/14/2024	at Lamar University	L	16-17	5981
	09/21/2024	at Northwestern St.	W	39-0	6736
	09/28/2024	McNeese	L	26-28	8941
*	10/05/2024	at Montana	Wot1	55-48	25888
*	10/12/2024	Northern Colo.	L	17-21	10345
*	10/19/2024	at Sacramento St.	Lot2	48-51	15530
*	11/02/2024	at Northern Ariz.	L	6-27	6154
*	11/09/2024	Idaho St.	L	35-43	7223
*	11/16/2024	at Idaho	L	24-31	9851
*	11/23/2024	Cal Poly	W	28-17	4279

### Rushing

Player	gp	att	gain	loss	net	avg	td	lg	avg/g
Damon Bankston	11	177	1127	23	1104	6.2	6	75	100.4
Davion Godley	12	101	637	7	630	6.2	4	61	52.5
Adrian Cormier	12	84	379	11	368	4.4	0	23	30.7
Richie Muñoz	12	75	312	113	199	2.7	3	20	16.6
Bird Butler	11	22	151	10	141	6.4	0	61	12.8
Matt Herron	12	1	11	0	11	11.0	0	11	0.9
Creyton Cooper	4	4	12	4	8	2.0	0	10	2.0
Dijon Jennings	5	5	10	3	7	1.4	0	5	1.4
Terrance Caldwell	12	1	0	1	-1	-1.0	0	0	-0.1
Oscar Doyle	12	1	0	12	-12	-12.0	0	0	-1.0
Team	12	4	0	7	-7	-1.8	0	0	-0.6
<b>Total</b>	<b>12</b>	<b>476</b>	<b>2639</b>	<b>191</b>	<b>2448</b>	<b>5.1</b>	<b>13</b>	<b>75</b>	<b>204.0</b>
<b>Opponents</b>	<b>12</b>	<b>426</b>	<b>2210</b>	<b>295</b>	<b>1915</b>	<b>4.5</b>	<b>22</b>	<b>75</b>	<b>159.6</b>

### Passing

Player	gp	effc	comp-att-int	pct	yds	td	lg	avg/g
Richie Muñoz	12	133.8	235-387-6	60.7	2568	24	71	214.0
Dijon Jennings	5	97.5	2-3-0	66.7	11	0	7	2.2
<b>Total</b>	<b>12</b>	<b>133.5</b>	<b>237-390-6</b>	<b>60.8</b>	<b>2579</b>	<b>24</b>	<b>71</b>	<b>214.9</b>
<b>Opponents</b>	<b>12</b>	<b>138.4</b>	<b>227-369-4</b>	<b>61.5</b>	<b>2649</b>	<b>21</b>	<b>80</b>	<b>220.8</b>

### Receiving

Player	gp	no.	yds	avg	td	lg	avg/g
Jacob Sharp	12	56	850	15.2	10	71	70.8
Marcus Chretien	11	35	320	9.1	1	29	29.1
Jayleen Record	12	25	312	12.5	5	53	26.0
Adrian Cormier	12	16	101	6.3	0	16	8.4
Noah Kjar	11	16	200	12.5	0	41	18.2
Jaden Thrower	7	14	168	12.0	1	30	24.0
Marvin Session	9	13	127	9.8	1	33	14.1
Davion Godley	12	13	87	6.7	0	15	7.3
Damon Bankston	11	11	142	12.9	1	48	12.9
Keayen Nead	12	9	60	6.7	1	16	5.0
Peter Knudson	12	9	63	7.0	1	14	5.3
Noah Bennee	11	6	44	7.3	1	17	4.0
Tajon Evans	6	6	55	9.2	0	26	9.2
Bird Butler	11	4	25	6.3	0	12	2.3
Dahlyn Jones	8	2	10	5.0	1	5	1.3
Colter May	12	1	2	2.0	1	2	0.2
Devin Ford	8	1	13	13.0	0	13	1.6
<b>Total</b>	<b>12</b>	<b>237</b>	<b>2579</b>	<b>10.9</b>	<b>24</b>	<b>71</b>	<b>214.9</b>
<b>Opponents</b>	<b>12</b>	<b>227</b>	<b>2649</b>	<b>11.7</b>	<b>21</b>	<b>80</b>	<b>220.8</b>

### Game Records

Record	Overall	Home	Away	Neutral
ALL GAMES	4-8	2-3	2-5	0-0
CONFERENCE	3-5	2-2	1-3	0-0
NON-CONFERENCE	1-3	0-1	1-2	0-0

### Team Statistics

	WEBER	OPP
<b>First Downs</b>	<b>257</b>	<b>231</b>
Rushing	130	95
Passing	104	115
Penalty	23	21
<b>Rushing Yardage</b>	<b>2448</b>	<b>1915</b>
Rushing attempts	476	426
Average per rush	5.1	4.5
Average per game	204.0	159.6
TDs Rushing	13	22
<b>Passing Yardage</b>	<b>2579</b>	<b>2649</b>
Comp-Att-Int	237-390-6	227-369-4
Average per pass	6.6	7.2
Average per catch	10.9	11.7
Average per game	214.9	220.8
TDs Passing	24	21
<b>Total offense</b>	<b>5027</b>	<b>4564</b>
Average per play	5.8	5.7
Average per game	418.9	380.3
<b>Kick returns: #-Yards</b>	<b>34-775</b>	<b>36-763</b>
<b>Punt returns: #-Yards</b>	<b>30-337</b>	<b>14-64</b>
<b>Int returns: #-Yards</b>	<b>4-124</b>	<b>6-42</b>
<b>Fumbles-Lost</b>	<b>20-8</b>	<b>10-5</b>
<b>Penalties-Yards</b>	<b>81-715</b>	<b>68-658</b>
<b>Punts-Avg</b>	<b>47-44.4</b>	<b>59-41.8</b>
<b>Time of possession / game</b>	<b>29:59</b>	<b>30:01</b>
<b>3rd-down conversion</b>	<b>68/178</b>	<b>68/160</b>
<b>4rd-down conversion</b>	<b>13/28</b>	<b>4/16</b>
<b>PAT-attempts</b>	<b>(35-36) 97%</b>	<b>(36-39) 92%</b>
<b>2-point conversion-attempts</b>	<b>(0-4) 0%</b>	<b>(2-5) 40%</b>

### Interceptions

Player	no.	yds	avg	td	lg
Angel King	1	2	2.0	0	2
Montae Pate	1	30	30.0	1	30
Ishaan Daniels	1	-3	-3.0	0	0
Frankie Edwards	1	95	95.0	1	95
<b>Total</b>	<b>4</b>	<b>124</b>	<b>31.0</b>	<b>2</b>	<b>95</b>
<b>Opponents</b>	<b>6</b>	<b>42</b>	<b>7.0</b>	<b>0</b>	<b>34</b>



# WEBER STATE



## 2024 STATS

### Field Goals

Player	fg	pct.	01-19	20-29	30-39	40-49	50-99	lg	blk
Kyle Thompson	19-26	73.1	0-0	7-8	7-9	5-9	0-0	46	1
Sloan Calder	2-3	66.7	0-0	2-3	0-0	0-0	0-0	28	0
<b>Opponents</b>	<b>12-15</b>	<b>80.0</b>	<b>0-0</b>	<b>1-1</b>	<b>4-6</b>	<b>6-7</b>	<b>1-1</b>	<b>50</b>	<b>2</b>

### Scoring

Player	td	fg	PAT							pts
			kick	rush	rcv	pass	dxp	saf		
Kyle Thompson	-	19-26	29-30	-	-	-	-	-	-	86
Jacob Sharp	10	-	-	-	-	-	-	-	-	60
Damon Bankston	7	-	-	-	-	-	-	-	-	42
Jayleen Record	5	-	-	-	-	-	-	-	-	30
Davion Godley	4	-	-	-	-	-	-	-	-	24
Richie Muñoz	3	-	-	-	-	-	-	-	-	18
Sloan Calder	-	2-3	6-6	-	-	-	-	-	-	12
Colter May	1	-	-	-	-	-	-	-	-	6
Noah Bennee	1	-	-	-	-	-	-	-	-	6
Montae Pate	1	-	-	-	-	-	-	-	-	6
Keayen Nead	1	-	-	-	-	-	-	-	-	6
Jaden Thrower	1	-	-	-	-	-	-	-	-	6
Marcus Chretien	1	-	-	-	-	-	-	-	-	6
Marvin Session	1	-	-	-	-	-	-	-	-	6
Peter Knudson	1	-	-	-	-	-	-	-	-	6
Dahlyn Jones	1	-	-	-	-	-	-	-	-	6
Frankie Edwards	1	-	-	-	-	-	-	-	-	6
Noah Kjar	1	-	-	-	-	-	-	-	-	6
<b>Total</b>	<b>40</b>	<b>21-29</b>	<b>35-36</b>	<b>0</b>	<b>0</b>	<b>0</b>	<b>0</b>	<b>0</b>	<b>1</b>	<b>340</b>
<b>Opponents</b>	<b>43</b>	<b>12-15</b>	<b>36-39</b>	<b>0</b>	<b>2</b>	<b>2</b>	<b>0</b>	<b>0</b>	<b>0</b>	<b>334</b>

### Score by Periods

Team	1st	2nd	3rd	4th	OT	TOT
Weber St.	51	114	54	107	14	340
Opponents	65	87	82	90	10	334

### Punting

Player	no.	yds	avg	lg	tb	fc	i20	50+	blk
Oscar Doyle	47	2089	44.4	63	2	16	20	13	0
<b>Total</b>	<b>47</b>	<b>2089</b>	<b>44.4</b>	<b>63</b>	<b>2</b>	<b>16</b>	<b>20</b>	<b>13</b>	<b>0</b>
<b>Opponents</b>	<b>59</b>	<b>2467</b>	<b>41.8</b>	<b>69</b>	<b>1</b>	<b>13</b>	<b>17</b>	<b>11</b>	<b>0</b>

### Punt Returns

Player	no.	yds	avg	td	lg
Bird Butler	23	289	12.6	0	48
Jaden Thrower	4	5	1.3	0	2
Noah Kjar	3	43	14.3	0	43
<b>Total</b>	<b>30</b>	<b>337</b>	<b>11.2</b>	<b>0</b>	<b>48</b>
<b>Opponents</b>	<b>14</b>	<b>64</b>	<b>4.6</b>	<b>0</b>	<b>14</b>

### Kick Returns

Player	no.	yds	avg	td	lg
Bird Butler	21	471	22.4	0	40
Noah Kjar	7	250	35.7	1	95
Colter May	3	40	13.3	0	19
Jacob Sharp	1	2	2.0	0	2
Trevian Tribble	1	10	10.0	0	10
Keayen Nead	1	2	2.0	0	2
<b>Total</b>	<b>34</b>	<b>775</b>	<b>22.8</b>	<b>1</b>	<b>95</b>
<b>Opponents</b>	<b>36</b>	<b>763</b>	<b>21.2</b>	<b>0</b>	<b>57</b>

### All Purpose

Player	g	rush	rcv	pr	kr	ir	total	avg/g
Damon Bankston	11	1104	142	0	0	0	1246	113.3
Bird Butler	11	141	25	289	471	0	926	84.2
Jacob Sharp	12	0	850	0	2	0	852	71.0
Davion Godley	12	630	87	0	0	0	717	59.8
Noah Kjar	11	0	200	43	250	0	493	44.8
Adrian Cormier	12	368	101	0	0	0	469	39.1
Marcus Chretien	11	0	320	0	0	0	320	29.1
Jayleen Record	12	0	312	0	0	0	312	26.0
Richie Muñoz	12	199	0	0	0	0	199	16.6
Jaden Thrower	7	0	168	5	0	0	173	24.7
Marvin Session	9	0	127	0	0	0	127	14.1
Frankie Edwards	12	0	0	0	0	95	95	7.9
Peter Knudson	12	0	63	0	0	0	63	5.3
Keayen Nead	12	0	60	0	2	0	62	5.2
Tajon Evans	6	0	55	0	0	0	55	9.2
Noah Bennee	11	0	44	0	0	0	44	4.0
Colter May	12	0	2	0	40	0	42	3.5
Montae Pate	12	0	0	0	0	30	30	2.5
Devin Ford	8	0	13	0	0	0	13	1.6
Matt Herron	12	11	0	0	0	0	11	0.9
Trevian Tribble	11	0	0	0	10	0	10	0.9
Dahlyn Jones	8	0	10	0	0	0	10	1.3
Creyton Cooper	4	8	0	0	0	0	8	2.0
Dijon Jennings	5	7	0	0	0	0	7	1.4
Angel King	11	0	0	0	0	2	2	0.2
Terrance Caldwell	12	-1	0	0	0	0	-1	-0.1
Ishaan Daniels	9	0	0	0	0	-3	-3	-0.3
Oscar Doyle	12	-12	0	0	0	0	-12	-1.0
<b>Total</b>	<b>12</b>	<b>2448</b>	<b>2579</b>	<b>337</b>	<b>775</b>	<b>124</b>	<b>6263</b>	<b>521.9</b>
<b>Opponents</b>	<b>12</b>	<b>1915</b>	<b>2649</b>	<b>64</b>	<b>763</b>	<b>42</b>	<b>5433</b>	<b>452.8</b>

### Total Offense

Player	g	plays	rush	pass	total	avg/g
Richie Muñoz	12	462	199	2568	2767	230.6
Damon Bankston	11	177	1104	0	1104	100.4
Davion Godley	12	101	630	0	630	52.5
Adrian Cormier	12	84	368	0	368	30.7
Bird Butler	11	22	141	0	141	12.8
Dijon Jennings	5	8	7	11	18	3.6
Matt Herron	12	1	11	0	11	0.9
Creyton Cooper	4	4	8	0	8	2.0
Terrance Caldwell	12	1	-1	0	-1	-0.1
Oscar Doyle	12	1	-12	0	-12	-1.0
<b>Total</b>	<b>12</b>	<b>866</b>	<b>2448</b>	<b>2579</b>	<b>5027</b>	<b>418.9</b>
<b>Opponents</b>	<b>12</b>	<b>795</b>	<b>1915</b>	<b>2649</b>	<b>4564</b>	<b>380.3</b>



# WILDCAT FOOTBALL



## 2024 DEFENSIVE STATS

##	Player	gp	Tackles				tfl/yds	Sacks	Pass defense			Fumbles		blkd	
			ua	a	tot	no-yds		int-yds	brup	qbh	fr-yds	ff	kick	saf	
94	Brayden Wilson	12	25	32	57	5.5-40	4-37	.	.	2	.	.	.	.	
44	Mayson Hitchens	11	17	39	56	2-2	.	.	2	1	.	.	.	.	
13	Garrett Beck	10	24	31	55	4-13	2-11	.	.	2	1-0	2	.	.	
35	Kemari Munier-Bailey	12	30	19	49	18.5-76	9-59	.	2	9	.	.	.	.	
9	Trevian Tribble	11	20	18	38	0.5-0	.	.	.	.	1-8	1	.	.	
40	Raimoana Tinirauarii	11	19	19	38	1.5-3	.	.	.	.	.	.	.	.	
91	Zeke Birch	12	8	28	36	3-12	0.5-7	.	.	.	.	.	.	.	
0	Jalon Rock	11	28	7	35	2-6	.	.	5	1	.	.	1	.	
3	BJ Carey	12	21	14	35	1-2	.	.	1	.	.	.	.	.	
24	Angel King	11	12	22	34	1.5-11	1-10	1-2	1	.	1-0	.	.	.	
20	Montae Pate	12	19	15	34	1-10	.	1-30	3	.	.	.	.	.	
42	Jayden Ah You	9	14	15	29	2-7	.	.	.	3	1-0	.	.	.	
12	Kao Hansen	12	15	14	29	1-5	1-5	.	3	.	.	.	.	.	
23	EJ Evett	10	15	13	28	1-3	.	.	.	.	.	.	.	.	
22	Ishaan Daniels	9	20	5	25	1-2	.	1-3	.	.	.	.	.	.	
29	Frankie Edwards	12	14	11	25	1-1	.	1-95	4	.	.	.	.	.	
97	Matt Herron	12	11	13	24	5.5-17	.	.	4	1	.	.	1	.	
90	Keahnist Thompson	12	11	12	23	1.5-11	0.5-6	.	1	3	.	.	.	.	
96	Bronson Childs	11	10	12	22	4.5-15	.	.	1	2	1-0	1	.	.	
50	Steven Bryant	10	4	14	18	0.5-0	.	.	1	1	.	.	1	.	
33	Aizik Mahuka	12	9	9	18	2-2	.	.	.	.	.	.	.	.	
6	Alema Tupuola	11	6	11	17	.	.	.	.	.	.	.	.	.	
16	Toddrick Dixon	12	10	5	15	.	.	.	5	.	.	.	.	.	
72	Kaufusi Pakofe	11	2	8	10	0.5-0	.	.	.	.	.	.	.	.	
34	Colter May	12	8	1	9	.	.	.	.	.	.	.	.	.	
31	Tamal Johnson	10	3	4	7	.	.	.	.	.	.	.	.	.	
43	Kevin Enriquez	11	2	4	6	1-8	1-8	.	1	.	.	.	.	.	
28	Logan Mackey	10	3	3	6	.	.	.	.	.	.	1	.	.	
93	Ben Beecher	12	1	5	6	1-1	.	.	.	.	.	.	.	.	
38	Noah Nahas	7	5	1	6	1-3	.	.	.	.	.	.	.	.	
98	Jagger Childs	5	2	3	5	.	.	.	.	.	.	.	.	.	
99	Easton Payne	7	2	2	4	.	.	.	.	1	.	.	.	.	
69	Sloan Calder	11	2	2	4	.	.	.	.	.	.	.	.	.	
37	Aidan O'Callaghan	5	1	2	3	.	.	.	.	.	.	.	.	.	
52	Elijah Teriipaia	8	1	1	2	.	.	.	.	.	.	.	.	.	
46	Rishi Daniels	10	1	1	2	.	.	.	.	.	.	.	.	.	
53	Chipper Harding	8	2	.	2	.	.	.	.	.	.	.	.	.	
49	Grant Sands	12	1	.	1	.	.	.	.	.	.	.	.	.	
21	Pierre Hunter	1	1	.	1	.	.	.	.	.	.	.	.	.	
45	Keayen Nead	12	.	1	1	.	.	.	.	.	.	.	.	.	
51	Ashden Oberg	2	1	.	1	.	.	.	.	.	.	.	.	.	
74	Vae Solfua	6	1	.	1	.	.	.	.	.	.	.	.	.	
10	Richie Muñoz	12	1	.	1	.	.	.	.	.	.	.	.	.	
95	Ammon Munyer	6	.	1	1	.	.	.	.	.	.	.	.	.	
27	Davion Godley	12	.	1	1	.	.	.	.	.	.	.	.	.	
32	Daniel Asisi	1	.	1	1	.	.	.	.	.	.	.	.	.	
79	Cole Millward	11	.	1	1	.	.	.	.	.	.	.	.	.	
54	Brayden Perry	2	.	.	.	.	.	.	.	1	.	.	.	.	
41	Kyle Thompson	11	.	.	.	.	.	.	.	.	.	.	.	.	
<b>Totals</b>		<b>12</b>	<b>402</b>	<b>420</b>	<b>822</b>	<b>64-250</b>	<b>19-143</b>	<b>4-124</b>	<b>34</b>	<b>27</b>	<b>5-8</b>	<b>5</b>	<b>3</b>	<b>1</b>	
Opponents		12	455	488	943	56-173	15-85	6-42	34	24	8-0	11	1	0	



## 2024 GAME-BY-GAME STATS

Date	Opponent	Rushing				Receiving				Passing				Kick Returns				Punt Returns				tot off		
		no.	yds	td	lg	no.	yds	td	lg	cmp	att	int	yds	td	lg	no.	yds	td	lg	no.	yds		td	lg
08/31/2024	at Washington	37	155	0	35	11	98	0	26	11	32	0	98	0	26	3	58	0	30	1	0	0	0	253
09/07/2024	Portland St.	43	316	4	75	19	219	1	30	19	31	0	219	1	30	1	23	0	23	5	5	0	2	535
09/14/2024	at Lamar University	36	147	0	16	22	184	1	31	22	30	0	184	1	31	3	76	0	34	3	45	0	48	331
09/21/2024	at Northwestern St.	38	106	1	17	19	327	3	48	19	31	1	327	3	48	2	55	0	40	4	5	0	4	433
09/28/2024	McNeese	45	287	2	44	16	129	2	49	16	30	0	129	2	49	2	56	0	37	4	69	0	26	416
10/05/2024	at Montana	38	177	0	61	19	364	6	71	19	28	0	364	6	71	5	174	1	95	0	0	0	0	541
10/12/2024	Northern Colo.	41	230	1	20	13	171	1	29	13	26	1	171	1	29	1	19	0	19	2	42	0	39	401
10/19/2024	at Sacramento St.	47	316	2	54	25	211	3	37	25	38	1	211	3	37	5	112	0	40	1	21	0	21	527
11/02/2024	at Northern Ariz.	33	180	0	50	18	152	0	41	18	32	2	152	0	41	0	0	0	0	3	46	0	35	332
11/09/2024	Idaho St.	40	191	1	26	28	315	4	39	28	43	0	315	4	39	3	53	0	18	1	2	0	2	506
11/16/2024	at Idaho	28	78	1	14	22	218	2	57	22	34	0	218	2	57	6	80	0	47	1	43	0	43	296
11/23/2024	Cal Poly	50	265	1	25	25	191	1	24	25	35	1	191	1	24	3	69	0	27	5	59	0	40	456
<b>Weber St.</b>		<b>476</b>	<b>2448</b>	<b>13</b>	<b>75</b>	<b>237</b>	<b>2579</b>	<b>24</b>	<b>71</b>	<b>237</b>	<b>390</b>	<b>6</b>	<b>2579</b>	<b>24</b>	<b>71</b>	<b>34</b>	<b>775</b>	<b>1</b>	<b>95</b>	<b>30</b>	<b>337</b>	<b>0</b>	<b>48</b>	<b>5027</b>
<b>Opponents</b>		<b>426</b>	<b>1915</b>	<b>22</b>	<b>75</b>	<b>227</b>	<b>2649</b>	<b>21</b>	<b>80</b>	<b>227</b>	<b>369</b>	<b>4</b>	<b>2649</b>	<b>21</b>	<b>80</b>	<b>36</b>	<b>763</b>	<b>0</b>	<b>57</b>	<b>14</b>	<b>64</b>	<b>0</b>	<b>14</b>	<b>4564</b>

### Weber St. Averages

Games	Avg/ rush	Avg/ catch	Pass effic	KR avg	PR avg	All purpose avg/game	Total offense avg/game
12	5.1	10.9	133.5	22.8	11.2	521.9	418.9

Date	Opponent	Tackles				Sacks	Fumble	Pass Defense			blkd	PAT attempts			off			
		ua	a	total	tfl-yds	no-yds	ff	fr-yds	int-yds	qbh	brup	kick	kick	rush	rcv	saf	t/o	pts
08/31/2024	at Washington	47	14	61	5.0-28	2-20	0	0-0	0-0	0	3	0	0-0	0	0	0	0	3
09/07/2024	Portland St.	46	10	56	8.0-46	3-23	0	1-0	1-2	1	1	0	4-4	0	0	0	7	43
09/14/2024	at Lamar University	20	64	84	1.0-2	0-0	0	0-0	1-30	5	1	0	1-2	0	0	0	7	16
09/21/2024	at Northwestern St.	37	30	67	17.0-61	4-32	1	1-8	0-0	0	3	0	4-4	0	0	1	0	39
09/28/2024	McNeese	28	36	64	2.0-4	0-0	2	1-0	0-0	4	1	0	2-2	0	0	0	6	26
10/05/2024	at Montana	44	42	86	6.0-15	2-9	2	2-0	0-0	2	3	0	7-7	0	0	0	3	55
10/12/2024	Northern Colo.	35	46	81	3.0-10	0-0	0	0-0	0-0	1	5	1	2-2	0	0	0	0	17
10/19/2024	at Sacramento St.	42	28	70	3.0-7	1-5	0	0-0	1-95	3	4	0	6-6	0	0	0	7	48
11/02/2024	at Northern Ariz.	23	48	71	7.0-29	4-25	0	0-0	0-0	1	0	2	0-0	0	0	0	0	6
11/09/2024	Idaho St.	40	24	64	3.0-6	0-0	0	0-0	0-0	0	3	0	5-5	0	0	0	0	35
11/16/2024	at Idaho	17	58	75	3.0-10	0-0	0	0-0	1-3	4	4	0	3-3	0	0	0	0	24
11/23/2024	Cal Poly	23	20	43	6.0-32	3-29	0	0-0	0-0	6	6	0	1-1	0	0	0	0	28
<b>Weber St.</b>		<b>402</b>	<b>420</b>	<b>822</b>	<b>64.0-250</b>	<b>19-143</b>	<b>5</b>	<b>5-8</b>	<b>4-124</b>	<b>27</b>	<b>34</b>	<b>3</b>	<b>35-36</b>	<b>0</b>	<b>0</b>	<b>1</b>	<b>30</b>	<b>340</b>
<b>Opponents</b>		<b>455</b>	<b>488</b>	<b>943</b>	<b>56.0-173</b>	<b>15-85</b>	<b>11</b>	<b>8-0</b>	<b>6-42</b>	<b>24</b>	<b>34</b>	<b>1</b>	<b>36-39</b>	<b>0</b>	<b>2</b>	<b>0</b>	<b>31</b>	<b>334</b>

Date	Opponent	Punting										Field Goals			Kickoffs				
		no.	yds	avg	long	blkd	tb	fc	50+	i20	md-att	long	blkd	no.	yds	avg	tb	ob	
08/31/2024	at Washington	6	262	43.7	51	0	0	3	1	2	1-2	28	0	2	120	60.0	0	0	
09/07/2024	Portland St.	3	156	52.0	61	0	1	0	2	1	3-4	46	0	9	577	64.1	7	0	
09/14/2024	at Lamar University	2	95	47.5	55	0	0	0	1	2	1-3	42	1	4	253	63.3	1	0	
09/21/2024	at Northwestern St.	5	230	46.0	60	0	0	0	3	4	3-4	29	0	8	476	59.5	3	0	
09/28/2024	McNeese	6	250	41.7	51	0	0	3	1	2	0-1	0	0	5	325	65.0	5	0	
10/05/2024	at Montana	3	128	42.7	44	0	0	2	0	1	2-2	43	0	8	465	58.1	1	0	
10/12/2024	Northern Colo.	4	186	46.5	56	0	0	2	1	1	1-1	32	0	4	256	64.0	2	0	
10/19/2024	at Sacramento St.	1	36	36.0	36	0	0	1	0	0	2-3	21	0	8	475	59.4	1	0	
11/02/2024	at Northern Ariz.	4	170	42.5	51	0	0	1	1	2	2-2	39	0	3	195	65.0	2	0	
11/09/2024	Idaho St.	3	121	40.3	46	0	0	0	0	2	0-1	0	0	6	328	54.7	3	1	
11/16/2024	at Idaho	7	310	44.3	63	0	0	3	1	2	1-1	31	0	5	275	55.0	2	0	
11/23/2024	Cal Poly	3	145	48.3	61	0	1	1	2	1	5-5	43	0	8	465	58.1	3	1	
<b>Weber St.</b>		<b>47</b>	<b>2089</b>	<b>44.4</b>	<b>63</b>	<b>0</b>	<b>2</b>	<b>16</b>	<b>13</b>	<b>20</b>	<b>21-29</b>	<b>46</b>	<b>1</b>	<b>70</b>	<b>4210</b>	<b>60.1</b>	<b>30</b>	<b>2</b>	
<b>Opponents</b>		<b>59</b>	<b>2467</b>	<b>41.8</b>	<b>69</b>	<b>0</b>	<b>1</b>	<b>13</b>	<b>11</b>	<b>17</b>	<b>12-15</b>	<b>50</b>	<b>2</b>	<b>65</b>	<b>3901</b>	<b>60.0</b>	<b>30</b>	<b>0</b>	



# HISTORY



2019 Big Sky Championship



## YEAR-BY-YEAR RESULTS

<u>YEAR</u>	<u>HEAD COACH</u>	<u>RECORD</u>	<u>BIG SKY</u>	<u>FINISH</u>	<u>POSTSEASON</u>
1962	Wally Nalder	5-4	----	----	
1963	Wally Nalder	6-3	1-2	4th	
1964	Wally Nalder	2-6	0-3	4th	
1965	Sark Arslanian	8-1	3-1	<b>t1st</b>	
1966	Sark Arslanian	6-3	2-2	3rd	
1967	Sark Arslanian	6-4	2-2	t2nd	
1968	Sark Arslanian	7-2	3-1	<b>t1st</b>	
1969	Sark Arslanian	6-4	3-1	2nd	
1970	Sark Arslanian	5-5-1	3-3	3rd	
1971	Sark Arslanian	7-2-1	3-2-1	4th	
1972	Sark Arslanian	5-5	2-4	6th	
1973	Dick Gwin	3-8	2-4	t4th	
1974	Dick Gwin	4-7	1-5	7th	
1975	Dick Gwin	1-9-1	1-4-1	6th	
1976	Dick Gwin	2-9	1-5	6th	
1977	Pete Riehlman	4-6	2-4	t4th	
1978	Pete Riehlman	4-7	2-4	t5th	
1979	Pete Riehlman	3-8	3-4	t3rd	
1980	Pete Riehlman	4-7	4-4	t4th	
1981	Mike Price	7-4	4-3	t4th	
1982	Mike Price	4-7	2-5	t4th	
1983	Mike Price	6-5	3-4	t5th	
1984	Mike Price	5-6	3-4	6th	
1985	Mike Price	6-5	4-3	4th	
1986	Mike Price	3-8	2-5	t6th	
1987	Mike Price	10-3	7-1	<b>t1st</b>	FCS Second Round
1988	Mike Price	5-6	4-4	t4th	
1989	Dave Arslanian	3-8	1-7	9th	
1990	Dave Arslanian	5-6	3-5	t5th	
1991	Dave Arslanian	8-4	6-2	t2nd	FCS First Round
1992	Dave Arslanian	6-5	4-3	t3rd	
1993	Dave Arslanian	7-4	3-4	t5th	
1994	Dave Arslanian	5-6	2-5	t6th	
1995	Dave Arslanian	6-5	4-3	t2nd	
1996	Dave Arslanian	7-4	5-3	t3rd	
1997	Dave Arslanian	6-5	4-4	t4th	
1998	Jerry Graybeal	6-5	4-4	t4th	
1999	Jerry Graybeal	3-8	3-5	t5th	
2000	Jerry Graybeal	7-4	5-3	t2nd	
2001	Jerry Graybeal	3-8	2-5	6th	
2002	Jerry Graybeal	3-8	1-6	8th	
2003	Jerry Graybeal	8-4	4-3	t4th	
2004	Jerry Graybeal	1-10	1-6	8th	



# WILDCAT FOOTBALL




## YEAR-BY-YEAR RESULTS

<u>YEAR</u>	<u>HEAD COACH</u>	<u>RECORD</u>	<u>BIG SKY</u>	<u>FINISH</u>	<u>POSTSEASON</u>
2005	Ron McBride	6-5	4-3	t4th	
2006	Ron McBride	4-7	3-5	t6th	
2007	Ron McBride	5-6	4-4	t4th	
2008	Ron McBride	10-4	7-1	<b>t1st</b>	FCS Second Round
2009	Ron McBride	7-5	6-2	t2nd	FCS First Round
2010	Ron McBride	6-5	5-3	t3rd	
2011	Ron McBride	5-6	5-3	t3rd	
2012	Jody Sears	2-9	2-6	t11th	
2013	Jody Sears	2-10	1-7	t11th	
2014	Jay Hill	2-10	2-6	t11th	
2015	Jay Hill	6-5	5-3	t4th	
2016	Jay Hill	7-5	6-2	3rd	FCS First Round
2017	Jay Hill	11-3	7-1	<b>t1st</b>	FCS Quarterfinals
2018	Jay Hill	10-3	7-1	<b>t1st</b>	FCS Quarterfinals
2019	Jay Hill	11-4	7-1	<b>t1st</b>	FCS Semifinals
2020-21	Jay Hill	5-1	5-0	<b>1st</b>	FCS First Round
2021	Jay Hill	6-5	5-3	t5th	
2022	Jay Hill	10-3	6-2	t3rd	FCS Second Round
2023	Mickey Mental	6-5	4-4	t6th	
2024	Mickey Mental	4-8	3-5	t6th	
<b>Total</b>	<b>63 seasons</b>	<b>343-347-3 (.497)</b>	<b>213-214-2 (.499)</b>		



WILDCAT HEAD COACHES



**WALLY NALDER**

1962-64 (3 seasons)  
Overall: 13-13 (.500)  
Big Sky: 1-5 (.167)



**JERRY GRAYBEAL**

1998-04 (7 seasons)  
Overall: 31-47 (.397)  
Big Sky: 20-32 (.385)



**SARK ARSLANIAN**

1965-72 (8 seasons)  
Overall: 50-26-2 (.654)  
Big Sky: 21-16-1 (.566)



**RON MCBRIDE**

2005-11 (7 seasons)  
Overall: 43-38 (.531)  
Big Sky: 34-21 (.619)



**DICK GWINN**

1973-76 (4 seasons)  
Overall: 10-33-1 (.237)  
Big Sky: 5-14-1 (.275)



**JODY SEARS**

2012-13 (2 seasons)  
Overall: 4-19 (.174)  
Big Sky: 3-13 (.188)




**PETE RIEHLMAN**

1976-80 (4 seasons)  
Overall: 15-28 (.349)  
Big Sky: 11-16 (.408)




**JAY HILL**

2014-22 (9 seasons)  
Overall: 68-39 (.636)  
Big Sky: 50-19 (.725)




**MIKE PRICE**

1981-88 (8 seasons)  
Overall: 46-44 (.511)  
Big Sky: 29-29 (.500)



**MICKY MENTAL**

2023-pres. (2 seasons)  
Overall: 10-13 (.435)  
Big Sky: 7-9 (.438)



**DAVE ARSLANIAN**

1989-97 (9 seasons)  
Overall: 53-47 (.530)  
Big Sky: 34-36 (.486)



# WILDCAT FOOTBALL



## COACHING RECORDS


<b>YEARS</b>	<b>COACH</b>	<b>SEASONS</b>	<b>GAMES</b>	<b>W</b>	<b>L</b>	<b>T</b>	<b>.PCT</b>	<b>TITLES</b>
1962-64	Wally Nalder	3	26	13	13	0	.500	0
1965-72	Sark Arslanian	8	78	50	26	2	.641	2
1973-76	Dick Gwinn	4	44	10	33	1	.227	0
1977-80	Pete Riehlman	4	43	15	28	0	.349	0
1981-88	Mike Price	8	90	46	44	0	.511	1
1989-97	Dave Arslanian	9	100	53	47	0	.530	0
1998-04	Jerry Graybeal	7	78	31	47	0	.397	0
2005-11	Ron McBride	7	81	43	38	0	.531	1
2012-13	Jody Sears	2	23	4	19	0	.174	0
2014-22	Jay Hill	9	107	68	39	0	.636	4
2023-pres.	Mickey Mental	2	23	10	13	0	.435	0
<b>TOTALS</b>		<b>63</b>	<b>693</b>	<b>343</b>	<b>347</b>	<b>3</b>	<b>.497</b>	<b>8</b>

### MOST WINS

1. Jay Hill .....68
2. Dave Arslanian.....53
3. Sark Arslanian.....50
4. Mike Price .....46
5. Ron McBride .....43

### MOST GAMES

1. Jay Hill .....107
  2. Dave Arslanian.....100
  3. Mike Price .....90
  4. Ron McBride .....81
  5. Sark Arslanian.....78
- Jerry Graybeal .....78



Sark Arslanian



Mike Price



Dave Arslanian



Jerry Graybeal



Ron McBride



Jay Hill



## FCS PLAYOFF HISTORY

<u>Date</u>	<u>Round</u>	<u>Opponent</u>	<u>Result</u>
<b>11/28/1987</b>	<b>First Round</b>	<b>at Idaho</b>	<b>W 59-30</b>
12/05/1987	Second Round	at Marshall	L 23-51
11/30/1991	First Round	at Northern Iowa	L 21-38
<b>11/29/2008</b>	<b>First Round</b>	<b>at #3 Cal Poly</b>	<b>W 49-35</b>
12/06/2008	Second Round	at #5 Montana	L 13-24
11/28/2009	First Round	at William & Mary	L 0-38
11/26/2016	First Round	at #11 Chattanooga	L 14-45
<b>11/25/2017</b>	<b>First Round</b>	<b>vs. #9 Wesern Illinois</b>	<b>W 21-19</b>
<b>12/02/2017</b>	<b>Second Round</b>	<b>at #13 Southern Utah</b>	<b>W 30-13</b>
12/08/2017	Quarterfinals	at #1 James Madison	L 28-30
<b>12/01/2018</b>	<b>Second Round</b>	<b>vs. #20 SE Missouri St.</b>	<b>W 48-23</b>
12/07/2018	Quarterfinals	vs. #12 Maine	L 18-23
<b>12/07/2019</b>	<b>Second Round</b>	<b>vs. #9 Kennesaw State</b>	<b>W 26-20</b>
<b>12/13/2019</b>	<b>Quarterfinals</b>	<b>vs. #6 Montana</b>	<b>W 17-10</b>
12/21/2019	Semifinals	at #2 James Madison	L 14-30
04/24/2021	First Round	vs. #14 Southern Illinois	L 31-34
<b>11/26/2022</b>	<b>First Round</b>	<b>vs. #20 North Dakota</b>	<b>W 38-31</b>
12/03/2022	Second Round	at #3 Montana State	L 25-33

8-10





# WILDCAT FOOTBALL



## YEAR-BY-YEAR GAME RESULTS



**WALLY NALDER**  
13-13 / 1-5 BSC  
3 seasons

### 1962

Overall: 5-4  
Independent

Date	Opponent	Result
09-22	at Western State	L 6-26
09-29	Eastern Montana	W 33-6
10-06	Oregon Tech	W 29-13
10-13	at Montana	L 6-25
10-20	Idaho State	L 20-42
10-27	College of Idaho (HC)	W 27-14
11-03	at Eastern Oregon	W 34-0
11-10	Montana Western	W 28-0
11-17	at Southern Oregon	L 7-26

### 1963

Overall: 6-3  
Big Sky: 1-2, 4th

Date	Opponent	Result
09-14	at Eastern Montana	W 13-7
09-21	Southern Oregon	W 40-32
09-28	at Oregon Tech	W 29-7
10-05	at Southern Colorado	W 28-14
10-12 *	Montana State (HC) (Og. Std.)	L 8-26
10-26	Eastern Oregon	W 48-7
11-02 *	Montana (Ogden Stadium)	W 19-13
11-09 *	at Idaho State	L 26-36
11-16	Western State	L 6-19

### 1964

Overall: 2-6  
Big Sky: 0-3, 4th

Date	Opponent	Result
09-19	at Northern Arizona	L 6-41
09-26	Eastern Montana	W 20-0
10-03	Southern Colorado	W 19-14
10-17 *	at Montana	L 12-20
10-24 *	Idaho State (Ogden Stadium)	L 0-31
10-31	Western State	L 0-7
11-14 *	Montana State (Ogden Stadium)	L 0-24
11-21	at Portland State	L 10-18



**SARK ARSLANIAN**  
50-26-2 / 21-16-1 BSC  
8 seasons

### 1965

Overall: 8-1  
Big Sky: 3-1, t1st

Date	Opponent	Result
09-18	Northern Arizona	W 21-14
09-25	at Eastern Montana	W 42-7
10-02 *	Montana State	W 19-16
10-09 *	at Montana	L 14-15
10-16	Whitworth College (HC)	W 44-13
10-23 *	at Idaho State	W 28-17
10-30	at Western State	W 14-7
11-06 *	Idaho	W 14-7
11-13	Portland State	W 74-6

### 1966

Overall: 6-3  
Big Sky: 2-2, 3rd

Date	Opponent	Result
09-17	at Northern Arizona	W 32-14
09-24	Cal State-San Diego	L 34-38
10-01	Cal State-Los Angeles	W 70-7
10-08 *	at Montana	W 28-0
10-22 *	at Montana State	L 36-45
10-29 *	Idaho State	W 16-7
11-05	Western State	W 42-7
11-12	at Portland State	W 51-6
11-19 *	at Idaho	L 12-42

### 1967

Overall: 6-4  
Big Sky: 2-2, t2nd

Date	Opponent	Result
09-16	Northern Arizona	W 29-28
09-23	at Cal State-San Diego	L 12-58
09-30 *	Montana	L 12-13
10-07	Cal State-Los Angeles	W 13-3
10-14	Parsons College	L 14-31
10-21 *	at Montana State	L 6-21
10-28 *	at Idaho State	W 19-0
11-04 *	Idaho (HC)	W 28-17
11-11	Portland State	W 40-21
11-18	at Western State	W 20-0

### 1968

Overall: 7-2  
Big Sky: 3-1, t1st

Date	Opponent	Result
09-14	at South Dakota State	W 27-12
09-28	at Northern Arizona	W 21-14
10-05	Boise State	W 44-3
10-12	at Portland State	W 28-12
10-19 *	Montana State	W 20-14
10-26 *	Idaho State	W 23-16
11-02 *	at Idaho	L 42-50
11-09 *	at Montana	W 20-16
11-16	Cal State Northridge	L 18-29

### 1969

Overall: 6-4  
Big Sky: 3-1, 2nd

Date	Opponent	Result
09-13	South Dakota State	W 28-13
09-20	Eastern Washington	W 52-6
09-27	Northern Michigan	L 23-24
10-04 *	Montana	L 17-20
10-11	at North Texas State	L 13-35
10-18 *	at Montana State	W 53-3
10-25 *	at Idaho State	W 28-25
11-01	Northern Arizona	L 19-21
11-08 *	Idaho	W 28-7
11-15	at Parsons College	W 16-6

### 1970

Overall: 5-5-1  
Big Sky: 3-3, 3rd

Date	Opponent	Result
09-12	Wisconsin-Oshkosh	W 60-0
09-19	Drake	L 19-36
09-26	Parsons College	W 28-3
10-03 *	at Montana	L 29-38
10-10	at Portland State	L 14-46
10-17 *	Montana State	W 56-13
10-24 *	Idaho State	L 14-30
10-31 *	at Northern Arizona	W 38-6
11-07 *	at Idaho (Pullman, WA)	L 17-27
11-14 *	at Boise State	W 41-7
11-21	South Dakota	T 21-21

### 1971

Overall: 7-2-1  
Big Sky: 3-2-1, 4th

Date	Opponent	Result
09-18	North Texas State	W 20-0
09-25 *	Northern Arizona	W 23-7
10-02 *	Boise State	W 20-7
10-09	Portland State	W 54-26
10-16 *	at Montana State	T 21-21
10-23	at UNLV	W 30-17
10-30 *	Montana	L 13-14
11-06 *	Idaho	L 20-24
11-20 *	at Idaho State	W 28-21
11-27	at Cal State Northridge	W 44-7

### 1972

Overall: 5-5  
Big Sky: 2-4, 6th

Date	Opponent	Result
09-23 *	Idaho	W 26-10
09-30 *	at Boise State	L 16-49
10-07 *	at Montana	L 7-12
10-14 *	Montana State	L 3-9
10-21 *	at Northern Arizona	W 28-7
10-28	UNLV	W 30-0
11-04 *	Idaho State	L 7-49
11-11	Northern Michigan	W 30-18
11-18	at New Mexico Highlands	W 2-0 (f)
11-23	at Utah State	L 16-20



## YEAR-BY-YEAR GAME RESULTS



**DICK GWINN**  
10-33-1 / 5-14-1 BSC  
4 seasons

### 1973

Overall: 3-8  
Big Sky: 2-4, t4th

Date	Opponent	Result
09-15	Utah State	L 3-10
09-22	* Northern Arizona	W 25-13
09-29	* Cal State Fullerton	W 16-14
10-06	* Boise State	L 7-34
10-13	* at Montana State	L 0-33
10-20	* at Idaho	L 13-17
10-27	* at Idaho State	W 38-23
11-03	at Southern Mississippi	L 7-28
11-10	* Montana (HC)	L 0-10
11-17	at Brigham Young	L 14-45
11-22	at Eastern Michigan	L 7-44

### 1974

Overall: 4-7  
Big Sky: 1-5, 7th

Date	Opponent	Result
09-14	UNLV	L 10-28
09-21	Cal State Northridge	W 28-0
09-28	at Cal State Fullerton	W 31-21
10-05	* at Montana	L 13-24
10-12	* Montana State	W 28-10
10-19	* at Northern Arizona	L 20-21
10-26	* Idaho State	L 8-10
11-02	* at Boise State	L 14-42
11-09	* at Idaho	L 13-38
11-16	Eastern Michigan	W 21-14
11-23	at Utah State	L 7-20

### 1975

Overall: 1-9-1  
Big Sky: 1-4-1, 6th

Date	Opponent	Result
09-13	Southern Mississippi	L 10-14
09-20	Western Illinois	L 10-19
09-27	* Boise State	L 13-28
10-04	* Montana	L 12-48
10-11	* at Montana State	L 14-31
10-18	Utah State	L 7-30
10-25	* at Idaho State	L 3-20
11-01	at Cal State Northridge	L 10-17
11-08	* Idaho	T 40-40
11-15	at UNLV	L 14-38
11-22	* Northern Arizona	W 19-8

### 1976

Overall: 2-9  
Big Sky: 1-5, 6th

Date	Opponent	Result
09-11	at Cal State Long Beach	L 7-19
09-18	at Western Illinois	L 19-21
09-25	UNLV	L 16-33
10-02	* at Montana	L 25-28
10-09	* Montana State	L 0-44
10-16	* at Idaho	L 17-45
10-23	* Idaho State (HC)	W 34-7
11-06	at Utah State	L 10-36
11-13	South Dakota State	W 52-19
11-20	* at Northern Arizona	L 18-30
11-27	* at Boise State	L 31-56



**PETE RIEHLMAN**  
15-28 / 11-16 BSC  
4 seasons

### 1977

Overall: 4-6  
Big Sky: 2-4, t4th

Date	Opponent	Result
9-10	* Boise State	L 9-19
9-17	Portland State	W 40-22
9-24	* Northern Arizona	L 10-36
10-01	* vs. @ Montana	W 31-23
10-08	* vs. @ Montana State	L 24-27
10-15	vs. @ UNLV	L 13-26
10-22	Bemidji State	W 31-28
10-29	* Idaho	W 30-27
11-05	Utah State	L 14-23
11-12	* vs. @ Idaho State	L 18-21

### 1978

Overall: 4-7  
Big Sky: 2-4, t5th

Date	Opponent	Result
09-09	North Dakota State	L 28-49
09-16	at Cal State Fresno	L 14-55
09-23	Northern Iowa	W 35-9
09-30	* Montana	L 7-27
10-07	* #2 Montana State	L 14-21
10-14	at Utah	L 7-30
10-21	* at Boise State	L 13-14
10-28	* at Idaho	W 51-6
11-04	* Idaho State	W 34-12
11-11	at Utah State	W 44-25
11-18	* #5 at Northern Arizona	L 0-10

### 1979

Overall: 3-8  
Big Sky: 3-4, t3rd

Date	Opponent	Result
09-08	at North Dakota State	L 10-11
09-15	at BYU	L 3-48
09-22	Portland State	L 13-16
09-29	* at Montana	L 16-23
10-06	* at Montana State	L 21-40
10-13	* #4 Northern Arizona	W 34-10
10-20	* at Nevada	L 3-22
10-27	* Boise State	L 7-23
11-03	* at Idaho State	W 14-10
11-10	* Idaho	W 12-7
11-17	Utah State	L 10-34

### 1980

Overall: 4-7  
Big Sky: 4-4, t4th

Date	Opponent	Result
09-13	at Northern Iowa	L 10-31
09-20	* Idaho State	W 21-17
09-27	* #6 Nevada	W 10-0
10-04	* Montana State	W 12-7
10-11	* Montana	W 38-21
10-18	* at Northern Arizona	L 7-32
10-25	* #7 at Boise State	L 0-24
11-01	* at Idaho	L 6-31
11-08	Utah State (HC)	L 13-50
11-15	* at Idaho State	L 5-46
11-22	at Portland State	L 0-75



**MIKE PRICE**  
46-44 / 29-29 BSC  
8 seasons

### 1981

Overall: 7-4  
Big Sky: 4-3, t4th

Date	Opponent	Result
09-12	* Idaho	W 42-21
09-19	at Utah State	L 18-31
09-26	Portland State	W 31-16
10-03	* at #7 Montana State	W 28-20
10-10	Puget Sound	W 31-10
10-17	* at Nevada	L 14-28
10-24	* #4 Boise State (HC)	L 19-33
10-31	* Northern Arizona	W 24-23(ot)
11-07	Augustana (S.D.)	W 27-7
11-14	* at #9 Montana	W 7-6
11-21	* at #2 Idaho State	L 30-33(3ot)

### 1982

Overall: 4-7  
Big Sky: 2-5, 7th

Date	Opponent	Result
09-11	Eastern Washington	W 27-24
09-18	at Utah State	L 10-31
09-25	at Fresno State	L 9-25
10-02	* at Idaho	L 34-35
10-09	* Montana State	L 20-23
10-16	at Portland State	W 20-6
10-23	* at Boise State	L 21-41
10-30	* Idaho State (HC)	W 26-7
11-06	* Nevada	W 46-43(3ot)
11-13	* Montana	L 20-42
11-20	* at Northern Arizona	L 28-35

### 1983

Overall: 6-5  
Big Sky: 3-4, t5th

Date	Opponent	Result
09-03	Southwest State (Minn.)	W 33-21
09-17	* Northern Arizona	W 26-13
09-24	at Eastern Washington	W 21-17
10-01	* at Montana State	W 23-20
10-08	* at Montana	L 26-28
10-15	* #19 Idaho (HC)	W 28-10
10-22	* at #16 Nevada	L 3-41
10-29	* Boise State	L 27-38
11-05	Portland State	W 37-13
11-12	* at #19 Idaho State	L 32-38
11-19	at UTEP	L 34-40



# WILDCAT FOOTBALL



## YEAR-BY-YEAR GAME RESULTS

### 1984

Overall: 5-6  
Big Sky: 3-4, 6th

Date	Opponent	Result
09-01	at Utah	L 16-52
09-08	Fort Lewis	W 44-0
09-15 *	at Northern Arizona	L 21-42
09-22	at Portland State	L 24-27
09-29 *	Montana	W 47-14
10-06 *	Montana State	L 0-48
10-13 *	at Idaho	W 40-37
10-20	Southern Utah State	W 29-10
10-27 *	Nevada (HC)	L 21-35
11-03 *	Idaho State	L 22-26
11-10	at #17 Boise State	W 23-21

### 1985

Overall: 6-5  
Big Sky: 4-3, 4th

Date	Opponent	Result
09-07	Southern Utah State	W 62-20
09-14	Eastern Washington	L 19-31
09-21	Portland State	W 45-24
10-05 *	at Montana State	W 50-36
10-12 *	#3 Idaho (HC)	L 28-31
10-19 *	at #7 Nevada	L 12-47
10-26 *	Boise State	L 21-24
11-02 *	at Montana	W 57-29
11-09 *	Northern Arizona	W 37-10
11-16 *	at Idaho State	W 46-45
11-23	at Pacific	L 34-36

### 1986

Overall: 3-8  
Big Sky: 2-5, 16th

Date	Opponent	Result
09-13	Adams State	W 55-21
09-20 *	at Northern Arizona	L 24-45
09-27	at Portland State	L 22-27
10-04 *	#1 Nevada	L 24-38
10-11 *	Montana State (HC)	W 24-3
10-18 *	at Boise State	L 13-23
10-25 *	Idaho State	W 63-33
11-01	at Eastern Washington	L 31-41
11-08 *	Montana	L 29-55
11-15 *	at Idaho	L 17-31
11-22	at Nicholls State	L 30-34

### 1987

Overall: 10-3  
Big Sky: 7-1, t1st

Date	Opponent	Result
09-05	Western State	W 40-10
09-12	at Cal State Long Beach	L 7-30
09-19	Southern Utah State	W 36-26
09-26 *	#9 Boise State	W 55-44
10-10 *	#10 Northern Arizona	W 30-17
10-17 *	at Montana State	W 35-32
10-24 *	at Montana	W 29-26
10-31 *	#12 Idaho	L 38-41
11-07	Eastern Washington	W 46-23
11-14 *	at Nevada	W 38-15
11-21 *	at Idaho State	W 53-37
11-28 #	at #5 Idaho	W 59-30
12-05 #	at #14 Marshall	L 23-51

# NCAA FCS Playoffs

### 1988

Overall: 5-6  
Big Sky: 4-4, t4th

Date	Opponent	Result
09-10	at UTEP	L 21-48
09-17	#13 Nicholls State	L 23-28
09-24	Southern Utah State	W 49-30
10-01 *	at #19 Boise State	L 27-31
10-08 *	Idaho State	W 34-13
10-15 *	#6 Nevada	W 37-31
10-22 *	at #4 Idaho	L 24-27
10-29 *	Montana	L 14-41
11-05 *	at Eastern Washington	W 51-30
11-12 *	Montana State	W 59-35
11-19 *	at Northern Arizona	L 21-27



### DAVE ARSLANIAN

53-47 / 34-36 BSC

9 seasons

### 1989

Overall: 3-8  
Big Sky: 1-7, 9th

Date	Opponent	Result
09-09	at UNLV	L 12-16
09-16 *	Northern Arizona	L 17-20
09-23 *	Idaho	L 33-46
09-30 *	#13 Boise State	L 24-41
10-07 *	at Montana	L 6-31
10-14	Southern Utah State	W 42-7
10-21 *	at Nevada	L 15-47
10-28 *	at Montana State	L 27-31
11-04 *	Eastern Washington	L 10-27
11-11	Southwest State	W 55-0
11-18 *	at Idaho State	W 45-35

### 1990

Overall: 5-6  
Big Sky: 3-5, t5th

Date	Opponent	Result
09-01	at Southern Utah State	W 37-21
09-08 *	at #12 Boise State	L 14-24
09-15 *	Idaho State	W 45-38(2ot)
09-22 *	at Idaho	L 27-37
09-29 *	Montana State	W 32-20
10-06 *	at #10 Eastern Washington	W 36-34
10-13 *	Montana	L 37-39
10-20	at Wyoming	L 12-21
10-27 *	#3 Nevada	L 7-28
11-10 *	at Northern Arizona	L 35-38
11-17	at McNeese State	W 27-7

### 1991

Overall: 8-4  
Big Sky: 6-2, t2nd

Date	Opponent	Result
08-31	at Air Force	L 31-48
09-07	Southern Utah	W 33-14
09-14 *	Northern Arizona	W 43-38
09-28 *	Eastern Washington	W 63-59
10-05 *	at Montana State	W 36-25
10-12 *	#19 Idaho	W 45-17
10-19 *	at Montana	L 38-47
11-02 *	at #1 Nevada	L 49-55
11-09	New Mexico Highlands	W 62-7
11-16 *	#9 Boise State	W 35-32
11-23 *	at Idaho State	W 60-41
11-30 #	at #4 Northern Iowa	L 21-38

# NCAA FCS Playoffs

### 1992

Overall: 6-5  
Big Sky: 4-3, t3rd

Date	Opponent	Result
09-05	at New Mexico State	L 21-37
09-12	Southern Utah	W 35-24
09-19 *	at #6 Idaho	L 24-52
09-26 *	Montana State	W 47-19
10-03 *	at #20 Eastern Washington	L 14-32
10-10 *	Montana	W 24-7
10-17 *	at #19 Boise State	L 21-24
10-24 *	Idaho State	W 27-11
10-31	at Nevada	W 23-21
11-07 *	at Northern Arizona	W 25-19
11-21	#11 McNeese State	L 22-23

### 1993

Overall: 7-4  
Big Sky: 3-4, t5th

Date	Opponent	Result
09-04	Sonoma State	W 40-28
09-11	Cal State Northridge	W 27-12
09-18 *	#4 Idaho	L 0-56
09-25 *	at Montana State	L 10-14
10-02 *	Eastern Washington	L 22-36
10-09 *	at #12 Montana	L 17-45
10-16 *	Boise State	W 21-14
10-23	at Nevada	W 47-30
10-30	Southern Utah	W 43-39
11-06 *	Northern Arizona	W 67-28
11-13 *	at Idaho State	W 21-17



## YEAR-BY-YEAR GAME RESULTS

### 1994

Overall: 5-6  
Big Sky: 2-5, t6th

Date	Opponent	Result
09-03	Western Montana	W 30-12
09-10	Montana Tech	W 47-7
09-17 *	#13 Montana State	W 41-13
09-24 *	at Eastern Washington	L 6-24
10-01	at Northeast Louisiana	L 37-62
10-08 *	at #16 Boise State	L 17-24
10-15	at Southern Utah	W 20-14
10-22 *	#2 Montana (HC)	L 20-35
10-29 *	at Northern Arizona	L 20-24
11-05 *	Idaho State	W 40-6
11-12 *	at #4 Idaho	L 30-79

### 1995

Overall: 6-5  
Big Sky: 4-3, t2nd

Date	Opponent	Result
08-31	at Western Michigan	L 21-28
09-09	at Central Michigan	L 31-39
09-16	Saint Mary's	W 49-14
09-23	Cal Poly	W 53-43
09-30 *	Eastern Washington	W 40-30
10-07 *	at #5 Montana	L 22-49
10-14 *	Boise State (HC)	L 14-40
10-21 *	at #23 Montana State	W 14-7
10-28 *	Idaho	W 25-19
11-11 *	#17 Northern Arizona	W 20-14
11-18 *	at Idaho State	L 25-35

### 1996

Overall: 7-4  
Big Sky: 5-3, t3rd

Date	Opponent	Result
09-07 *	Eastern Washington	W 22-20
09-14	Western State	W 36-3
09-21	at Cal Poly	W 30-20
09-28	at Toledo	L 24-31
10-05 *	at #12 Northern Arizona	L 45-59
10-12 *	Cal State Northridge	L 28-35
10-19 *	at Portland State	W 35-10
11-02 *	Montana State	W 17-7
11-09 *	at Sacramento State	W 41-31
11-16 *	#2 Montana	L 10-24
11-23 *	at Idaho State	W 37-22

### 1997

Overall: 6-5  
Big Sky: 4-4, t4th

Date	Opponent	Result
09-06	Western State	W 29-13
09-13	Southern Utah	W 33-32
09-20	at Boise State	L 7-24
09-27 *	at #21 Eastern Washington	L 11-35
10-04 *	#5 Northern Arizona	W 36-23
10-11 *	at Cal State Northridge	L 20-30
10-18 *	Portland State (HC)	W 16-7
11-01 *	at Montana State	L 14-28
11-08 *	Sacramento State	W 52-14
11-15 *	at #11 Montana	L 13-38
11-22 *	Idaho State	W 26-7



**JERRY GRAYBEAL**  
31-47 / 20-32 BSC  
7 seasons

### 1998

Overall: 6-5  
Big Sky: 4-4, t4th

Date	Opponent	Result
09-03	Montana Tech	W 38-7
09-12	Humboldt State	W 41-12
09-19 *	at Idaho State	W 6-3
09-26 *	#11 Montana	W 27-20
10-03 *	at Sacramento State	W 27-14
10-10 *	Montana State	L 7-10
10-17	at Boise State	L 13-24
10-24 *	at Portland State	L 27-34
10-31 *	Cal State Northridge	L 10-26
11-07 *	at Northern Arizona	L 17-20
11-14 *	Eastern Washington	W 27-23

### 1999

Overall: 3-8  
Big Sky: 3-5, t5th

Date	Opponent	Result
09-02	Western State	W 33-3
09-11	at Wyoming	L 16-41
09-18 *	Idaho State	W 27-24
09-25 *	at #2 Montana	L 22-81
10-02 *	#24 Sacramento State	W 52-49
10-09 *	at Montana State	L 6-29
10-16	Southern Utah (HC)	L 7-39
10-23 *	#23 Portland State	L 14-31
10-30 *	at Cal State Northridge	L 28-30
11-06 *	#22 Northern Arizona	L 19-36
11-13 *	at Eastern Washington	L 27-30

### 2000

Overall: 7-4  
Big Sky: 5-3, t2nd

Date	Opponent	Result
08-31	Western State	W 44-13
09-09	at Toledo	L 0-51
09-16 *	at Montana State	W 28-7
09-23 *	#22 Eastern Washington	L 24-27(ot)
09-30 *	at Sacramento State	L 7-35
10-05 *	Cal State Northridge	W 31-14
10-14 *	at Northern Arizona	W 12-10
10-21 *	#2 Portland State	W 41-9
10-28 *	at Idaho State	W 16-13
11-04	Western New Mexico	W 41-10
11-11 *	#1 Montana	L 28-30

### 2001

Overall: 3-8  
Big Sky: 2-5, 6th

Date	Opponent	Result
09-01	at Southern Utah	L 21-28
09-08 *	Montana State	L 17-32
09-22 *	at #18 Eastern Washington	L 26-50
09-29 *	Sacramento State	W 38-31
10-06	at Arkansas	L 19-42
10-13 *	#22 Northern Arizona	L 32-42
10-20 *	at Portland State	L 43-65
10-27 *	Idaho State	W 42-17
11-03	Cal Poly	W 43-40(4ot)
11-10 *	at #1 Montana	L 23-38
11-17	at Utah State	L 43-56

### 2002

Overall: 3-8  
Big Sky: 1-6, 8th

Date	Opponent	Result
08-31	at New Mexico	L 24-38
09-14	Western State	W 44-0
09-21	Eastern Oregon	W 56-7
10-05 *	at #12 Northern Arizona	L 21-26
10-12 *	#1 Montana	L 7-39
10-19 *	at Montana State	L 10-44
10-26 *	at #20 Idaho State	L 0-34
11-02 *	Eastern Washington	L 20-38
11-09 *	#13 Portland State	W 20-14
11-16 *	at Sacramento State	L 38-41
11-23	at Cal Poly	L 26-28

### 2003

Overall: 8-4  
Big Sky: 4-3, t4th

Date	Opponent	Result
08-30	Western State	W 38-13
09-06	Southern Utah	W 13-3
09-13	at Colorado State	L 7-31
09-20	Montana Tech	W 49-14
09-27 *	at Eastern Washington	W 35-23
10-04 *	#17 Northern Arizona	L 29-48
10-11 *	at #6 Montana	L 7-12
10-18 *	Montana State	L 3-26
10-25 *	#17 Idaho State	W 38-21
11-08 *	at Portland State	W 45-21
11-15 *	Sacramento State	W 26-14
11-22	at Saint Mary's	W 35-15

### 2004

Overall: 1-10  
Big Sky: 1-6, 8th

Date	Opponent	Result
09-04	Southern Utah	L 31-34
09-11	at UTEP	L 0-32
09-18	UC Davis	L 29-31
09-25 *	at #21 Northern Arizona	L 27-55
10-02 *	#7 Montana	L 21-42
10-09 *	at Montana State	L 17-20
10-16 *	at Sacramento State	L 12-31
10-23 *	Eastern Washington (HC)	L 7-51
10-30 *	at Idaho State	W 26-14
11-06	North Dakota State	L 17-31
11-13 *	Portland State	L 15-34



# WILDCAT FOOTBALL



## YEAR-BY-YEAR GAME RESULTS



**RON MCBRIDE**  
**43-38 / 34-21 BSC**  
**7 seasons**

### 2005

**Overall: 6-5**  
**Big Sky: 4-3, t4th**

Date	Opponent	Result
09-03	Western State	W 61-0
09-10	at #24 Fresno State	L 17-55
09-17	at #13 North Dakota State	L 0-41
09-24 *	Northern Arizona	W 31-23
10-01 *	at #4 Montana	L 19-24
10-08 *	#11 Montana State	L 24-27
10-15 *	Sacramento State	W 26-14
10-22 *	at #6 Eastern Washington	W 28-23
10-29 *	Idaho State	W 30-21
11-12 *	at Portland State	L 14-39
11-19	at Southern Utah	W 27-10

### 2006

**Overall: 4-7**  
**Big Sky: 3-5, t6th**

Date	Opponent	Result
09-02	at Colorado State	L 6-30
09-09	#5 Cal Poly	L 0-17
09-16	Southern Utah	W 24-13
09-23 *	#15 Portland State	L 10-20
09-28 *	Northern Colorado	W 26-21
10-07 *	at Sacramento State	L 21-24
10-21 *	#2 Montana	L 30-33
10-28 *	at #24 Montana State	L 18-24
11-04 *	Eastern Washington	W 19-14
11-11 *	at Northern Arizona	L 17-42
11-18 *	at Idaho State	W 30-27

### 2007

**Overall: 5-6**  
**Big Sky: 4-4, t4th**

Date	Opponent	Result
08-30	at Boise State	L 7-56
09-15	at #21 Cal Poly	L 19-47
09-22 *	#18 Montana State	L 5-21
09-29 *	at #1 Montana	L 10-18
10-06 *	Sacramento State	W 26-7
10-13 *	at Northern Colorado	W 23-0
10-20 *	Northern Arizona	L 20-29
10-27 *	at Portland State	W 73-68
11-03 *	Idaho State	W 52-37
11-10	Fort Lewis	W 48-3
11-17 *	at #15 Eastern Washington	L 16-38

### 2008

**Overall: 10-4**  
**Big Sky: 7-1, t1st**

Date	Opponent	Result
08-28	Montana Western	W 62-6
09-06	at Hawaii	L 17-36
09-13	Dixie State (HC)	W 44-7
09-20 *	at Sacramento State	W 32-27
09-27	at #17 Utah	L 21-37
10-04 *	#3 Montana	W 45-28
10-11 *	at Montana State	W 35-12
10-18 *	Northern Colorado	W 17-10
10-25 *	at #15 Northern Arizona	W 42-14
11-01 *	Portland State	W 31-21
11-08 *	at Idaho State	W 59-27
11-22 *	Eastern Washington	L 26-33
11-29 #	at #3 Cal Poly	W 49-35
12-06 #	at #5 Montana	L 13-24

# NCAA FCS Playoffs

### 2009

**Overall: 7-5**  
**Big Sky: 6-2, t2nd**

Date	Opponent	Result
09-05	at Wyoming	L 22-29
09-12	at Colorado State	L 23-24
09-19 *	Idaho State	W 44-17
09-26 *	at Portland State	W 36-29
10-03 *	Montana State	L 21-26
10-10 *	at #14 Eastern Washington	W 31-13
10-17 *	Sacramento State	W 49-10
10-24 *	at Northern Colorado	W 28-20
10-31 *	at #2 Montana	L 10-31
11-14 *	Northern Arizona	W 27-9
11-21	Cal Poly	W 47-14
11-28 #	at #6 William & Mary	L 0-38

# NCAA FCS Playoffs

### 2010

**Overall: 6-5**  
**Big Sky: 5-3, t3rd**

Date	Opponent	Result
09-04	at Boston College	L 20-38
09-11 *	Northern Colorado	W 50-47(4ot)
09-18 *	at Sacramento State	L 17-24
09-25	UC Davis (HC)	W 20-9
10-02 *	#16 Eastern Washington	L 24-35
10-16 *	at Idaho State	W 16-13
10-23 *	Portland State	W 44-41
10-30 *	#7 Montana	W 30-21
11-06 *	at #12 Montana State	L 10-24
11-13 *	at Northern Arizona	W 27-26
11-20	at Texas Tech	L 21-64

### 2011

**Overall: 5-6**  
**Big Sky: 5-3, t3rd**

Date	Opponent	Result
09-03	at Wyoming	L 32-35
09-10	at Utah State	L 17-54
09-17 *	#20 Sacramento State	W 49-17
09-24 *	at Northern Colorado	W 45-21
10-01 *	at Eastern Washington	L 21-27
10-15 *	Idaho State	W 39-12
10-22	Southern Utah	L 28-35
10-29 *	at #11 Montana	L 10-45
11-05 *	#2 Montana State	L 24-44
11-12 *	Northern Arizona	W 34-31
11-19 *	at #25 Portland State	W 48-33



**JODY SEARS**  
**4-19 / 3-13 BSC**  
**2 seasons**

### 2012

**Overall: 2-9**  
**Big Sky: 2-6, t11th**

Date	Opponent	Result
09-01	at Fresno State	L 10-37
09-08	at BYU	L 13-45
09-15	#19 McNeese State	L 21-35
09-22 *	#9 Eastern Washington	L 26-32
09-29 *	at UC Davis	L 13-37
10-05 *	#20 Cal Poly	L 23-45
10-13 *	at Sacramento State	L 14-19
10-20 *	at Southern Utah	W 24-22
11-03 *	#3 Montana	L 21-24
11-10 *	Northern Colorado	L 34-42
11-17 *	at Idaho State	W 40-14


### 2013

**Overall: 2-10**  
**Big Sky: 1-7, t11th**

Date	Opponent	Result
08-31	Stephen F. Austin	W 50-40
09-07	at Utah	L 7-70
09-14	at Utah State	L 6-70
09-21	at #12 McNeese State	L 6-43
09-28 *	Sacramento State	L 3-31
10-05 *	at #6 Eastern Washington	L 19-41
10-12 *	at Cal Poly	L 0-47
10-19 *	#5 Montana State	L 16-34
11-02 *	at Portland State	L 24-45
11-09 *	Southern Utah	L 21-27
11-16 *	at #7 Montana	L 6-42
11-23 *	Idaho State	W 32-7



## YEAR-BY-YEAR GAME RESULTS



**JAY HILL**  
**68-39 / 50-19 BSC**  
**9 seasons**

### 2014

**Overall: 2-10**  
**Big Sky: 2-6, t10th**

Date	Opponent	Result
08-28	at #19 Arizona State	L 14-45
09-06	<b>#1 North Dakota State</b>	<b>L 7-24</b>
09-13	at Sacramento State	L 31-42
09-20	at Stephen F. Austin	L 20-35
09-27 *	at Southern Utah	L 28-31
10-11 *	<b>Cal Poly</b>	<b>L 24-30</b>
10-18 *	at #9 Montana State	L 13-23
10-25 *	<b>Portland State</b>	<b>L 17-30</b>
11-01 *	<b>Northern Arizona</b>	<b>L 22-29</b>
11-08 *	at North Dakota	W 24-12
11-15 *	<b>Northern Colorado</b>	<b>W 34-21</b>
11-22 *	at Idaho State	L 28-46

### 2015

**Overall: 6-5**  
**Big Sky: 5-3, t4th**

Date	Opponent	Result
09-04	at Oregon State	L 7-26
09-12	at #2 North Dakota State	L 14-41
09-19	<b>Sacramento State</b>	<b>W 32-14</b>
09-26 *	at Northern Colorado	W 38-17
10-02 *	<b>Southern Utah</b>	<b>L 0-44</b>
10-10 *	at #12 Montana	W 24-21(ot)
10-17 *	<b>North Dakota</b>	<b>W 25-24</b>
10-24 *	at Northern Arizona	L 36-52
10-31 *	at #5 Eastern Washington	L 13-14
11-07 *	<b>UC Davis</b>	<b>W 23-3</b>
11-21 *	<b>Idaho State</b>	<b>W 35-14</b>

### 2016

**Overall: 7-5**  
**Big Sky: 6-2, 3rd**

Date	Opponent	Result
09-01	at Utah State	L 6-45
09-10	at South Dakota	L 49-52(ot)
09-17	<b>Sacramento State</b>	<b>W 14-7</b>
09-24 *	at UC Davis	W 38-35
10-08 *	<b>Portland State</b>	<b>W 14-10</b>
10-15 *	<b>Montana State</b>	<b>W 45-27</b>
10-22 *	at Southern Utah	W 37-36
10-29 *	at #17 North Dakota	L 19-27
11-05 *	<b>Northern Arizona</b>	<b>L 20-33</b>
11-12 *	<b>#16 Cal Poly</b>	<b>W 22-15</b>
11-19 *	at Idaho State	W 34-28
11-26 !	at #11 Chattanooga	L 14-45

! NCAA FCS Playoffs

### 2017

**Overall: 11-3**  
**Big Sky: 7-1, t1st**

Date	Opponent	Result
09-02	<b>Montana Western</b>	<b>W 76-0</b>
09-09	at California	L 20-33
09-16	at Sacramento State	W 31-24
09-23 *	<b>UC Davis</b>	<b>W 41-3</b>
09-30 *	at Montana State	W 25-19
10-14 *	<b>Southern Utah</b>	<b>L 16-32</b>
10-21 *	at Cal Poly	W 17-3
10-28 *	<b>#24 Montana</b>	<b>W 41-27</b>
11-04 *	at #11 Eastern Washington	W 28-20
11-11 *	at Portland State	W 63-17
11-18 *	<b>Idaho State</b>	<b>W 35-7</b>
11-25 #	<b>vs. #9 Western Illinois</b>	<b>W 21-19</b>
12-02 !	at #13 Southern Utah	W 30-13
12-08 !	at #1 James Madison	L 28-31

! NCAA FCS Playoffs

### 2018

**Overall: 10-3**  
**Big Sky: 7-1, t1st**

Date	Opponent	Result
08-30	at Utah	L 10-41
09-08	at Cal Poly	W 24-17
09-15	<b>#22 South Dakota</b>	<b>W 27-10</b>
09-22 *	<b>Northern Colorado</b>	<b>W 45-28</b>
10-06 *	at Northern Arizona	L 24-28
10-13 *	<b>#3 Eastern Washington</b>	<b>W 14-6</b>
10-20 *	<b>Montana State</b>	<b>W 34-24</b>
10-27 *	at #22 North Dakota	W 35-30
11-03 *	<b>Sacramento State</b>	<b>W 26-14</b>
11-10 *	at Southern Utah	W 31-18
11-17 *	at Idaho State	W 26-13
12-01 !	<b>vs. #20 SEMO</b>	<b>W 48-23</b>
12-07 !	<b>vs. #12 Maine</b>	<b>L 18-23</b>

! NCAA FCS Playoffs

### 2019

**Overall: 11-4**  
**Big Sky: 7-1, t1st**

Date	Opponent	Result
08-31	at San Diego State	L 0-6
09-07	<b>Cal Poly</b>	<b>W 41-24</b>
09-14	at Nevada	L 13-19
09-28	<b>#9 Northern Iowa</b>	<b>W 29-17</b>
10-05 *	at Idaho	W 41-35
10-12 *	<b>Southern Utah</b>	<b>W 29-14</b>
10-19 *	<b>Northern Arizona</b>	<b>W 51-28</b>
10-26 *	at #22 UC Davis	W 36-20
11-02 *	at #6 Sacramento State	W 36-17
11-09 *	<b>#22 North Dakota</b>	<b>W 30-27</b>
11-16 *	at #4 Montana	L 16-35
11-23 *	<b>Idaho State</b>	<b>W 38-10</b>
12-07 !	<b>#9 Kennesaw State</b>	<b>W 26-20</b>
12-13 !	<b>#6 Montana</b>	<b>W 17-10</b>
12-21 !	at #2 James Madison	L 14-30

! NCAA FCS Playoffs

### 2020-21

**Overall: 5-1**  
**Big Sky: 5-0, 1st**

Date	Opponent	Result
02-27 *	at Idaho State	W 49-21
03-13 *	<b>#23 UC Davis</b>	<b>W 18-13</b>
03-27 *	<b>Northern Arizona</b>	<b>W 28-23</b>
04-03 *	at Southern Utah	W 19-16
04-10 *	<b>Idaho State</b>	<b>W 20-15</b>
04-24 !	<b>vs. #14 Southern Illinois</b>	<b>L 31-34</b>

! NCAA FCS Playoffs

Shortened season was played in the spring of 2021 due to the worldwide COVID-19 pandemic.

### 2021

**Overall: 6-5**  
**Big Sky: 5-3, t5th**

Date	Opponent	Result
09-02	at #24 Utah	L 17-40
09-11	at Dixie State	W 41-3
09-18	<b>#2 James Madison</b>	<b>L 24-37</b>
09-25 *	<b>#12 UC Davis</b>	<b>L 14-17</b>
10-02 *	at Cal Poly	W 38-7
10-15 *	<b>#9 Montana State</b>	<b>L 7-13</b>
10-23 *	at #2 Eastern Washington	W 35-34
10-30 *	at Idaho State	W 40-17
11-06 *	<b>Portland State</b>	<b>L 18-30</b>
11-13 *	at Southern Utah	W 62-0
11-20 *	<b>Northern Colorado</b>	<b>W 48-17</b>

### 2022

**Overall: 10-3**  
**Big Sky: 6-2, t3rd**

Date	Opponent	Result
09-01	<b>Western Oregon</b>	<b>W 41-5</b>
09-10	at Utah State	W 35-7
09-17	<b>Utah Tech</b>	<b>W 44-14</b>
09-24 *	at UC Davis	W 17-12
10-08 *	<b>#24 Eastern Washington</b>	<b>W 45-21</b>
10-15 *	at Portland State	W 42-7
10-22 *	at #3 Montana State	L 38-43
10-29 *	<b>#11 Montana</b>	<b>W 24-21</b>
11-05 *	#2 Sacramento State	L 30-33
11-12 *	<b>Idaho State</b>	<b>W 45-7</b>
11-19 *	at Northern Arizona	W 33-31
11-26 !	<b>#20 North Dakota</b>	<b>W 38-31</b>
12-03 !	at #3 Montana State	L 25-33

! NCAA FCS Playoffs



# WILDCAT FOOTBALL



## YEAR-BY-YEAR GAME RESULTS



**MICKEY MENTAL**  
 10-13 / 7-9 BSC  
 2 seasons

### 2023

Overall: 6-5

Big Sky: 4-4, t6th

Date	Opponent	Result
08-31	Central Washington	W 35-10
09-09	at #20 Northern Iowa	W 34-17
09-16	at #12 Utah	L 7-31
09-23 *	#3 Montana State	L 0-40
09-30 *	at Northern Colorado	W 28-21
10-07 *	Northern Arizona	L 10-27
10-14 *	UC Davis	L 16-17
10-21 *	at Eastern Washington	L 23-31
11-04 *	at Idaho State	W 33-21
11-11 *	#4 Idaho	W 31-29
11-18 *	at Cal Poly	W 48-21

### 2024

Overall: 4-8

Big Sky: 3-5, t6th

Date	Opponent	Result
08-31	at Washington	L 3-35
09-07 *	Portland State	W 43-16
09-14	at Lamar	L 16-17
09-21	at Northwestern State	W 39-0
09-28	McNeese	L 26-28
10-05 *	#8 Montana	W 55-48(ot)
10-12 *	Northern Colorado	L 17-21
10-19 *	at Sacramento State	L 48-51(2ot)
11-02 *	at Northern Arizona	L 6-27
11-09 *	Idaho State	L 35-43
11-16 *	at #8 Idaho	L 24-31
11-23 *	Cal Poly	W 28-17

## HOMECOMING GAME RESULTS

(29-33)

1962	- College of Idaho	27-14	W
1963	- Montana State	8-26	L
1964	- Idaho State	0-31	L
1965	- Whitworth	44-13	W
1966	- Idaho State	16-7	W
1967	- Idaho	28-17	W
1968	- Idaho State	23-16	W
1969	- Northern Arizona	21-19	L
1970	- Montana State	56-13	W
1971	- Montana	14-13	L
1972	- UNLV	30-0	W
1973	- Montana	10-0	L
1974	- Idaho State	10-8	L
1975	- Utah State	30-7	L
1976	- Idaho State	34-7	W
1977	- Utah State	23-7	L
1978	- Idaho State	34-12	W
1979	- Boise State	23-7	L
1980	- Utah State	50-13	L
1981	- Boise State	33-19	L
1982	- Idaho State	26-7	W
1983	- Idaho	28-10	W
1984	- Nevada	35-21	L
1985	- Idaho	31-28	L
1986	- Idaho State	63-33	W
1987	- Idaho	41-38	L
1988	- Montana	41-14	L
1989	- Eastern Washington	27-20	L
1990	- Nevada	28-7	L
1991	- Idaho	45-17	W
1992	- Montana	24-7	W
1993	- Boise State	21-14	W
1994	- Montana	35-20	L
1995	- Boise State	41-14	L
1996	- Cal State Northridge	35-28	L
1997	- Portland State	16-7	W
1998	- Montana	27-20	W
1999	- Southern Utah	39-7	L
2000	- Eastern Washington	27-24	L(ot)
2001	- Northern Arizona	32-42	L
2002	- Montana	7-39	L
2003	- Idaho State	38-21	W
2004	- Eastern Washington	7-51	L
2005	- Sacramento State	26-14	W
2006	- Portland State	10-20	L
2007	- Montana State	5-21	L
2008	- Dixie State	44-7	W
2009	- Sacramento State	49-10	W
2010	- UC Davis	20-9	W
2011	- Idaho State	39-12	W
2012	- Eastern Washington	26-32	L
2013	- Sacramento State	3-31	L
2014	- Cal Poly	24-30	L
2015	- Sacramento State	32-14	W
2016	- Portland State	14-10	W
2017	- UC Davis	41-3	W
2018	- Eastern Washington	14-6	W
2019	- Southern Utah	29-14	W
2021	- Montana State	7-13	L
2022	- Eastern Washington	45-21	W
2023	- UC Davis	16-17	L
2024	- Northern Colorado	17-21	L



## RECORD AGAINST ALL-TIME OPPONENTS

Opponents	Last Game	Won	Lost	Tie	WSU streak	Opponents	Last Game	Won	Lost	Tie	WSU streak
Adams State	1986	1	0	0	Won 1	Pacific	1985	0	1	0	Lost 1
Air Force	1991	0	1	0	Lost 1	Parsons College (Iowa)	1970	2	1	0	Won 2
Arizona State	2014	0	1	0	Lost 1	<b>Portland State</b>	<b>2024</b>	<b>24</b>	<b>15</b>	<b>0</b>	<b>Won 2</b>
Arkansas	2001	0	1	0	Lost 1	Puget Sound	1981	1	0	0	Won 1
Augustana (S.D.)	1981	1	0	0	Won 1	<b>Sacramento State</b>	<b>2024</b>	<b>16</b>	<b>10</b>	<b>0</b>	<b>Lost 2</b>
Bemidji State	1977	1	0	0	Won 1	Saint Mary's	2003	2	0	0	Won 2
Boise State	2007	7	23	0	Lost 5	San Diego State	2019	0	3	0	Lost 3
Boston College	2010	0	1	0	Lost 1	Sonoma State	1993	1	0	0	Won 1
Brigham Young	2012	0	3	0	Lost 3	South Dakota	2018	1	1	1	Won 1
Cal Poly	2024	12	6	0	Won 7	South Dakota State	1976	3	0	0	Won 3
California	2017	0	1	0	Lost 1	Southeast Missouri State	2018	1	0	0	Won 1
Cal St.-Fullerton	1974	2	0	0	Won 2	Southwest State (Minn.)	1989	2	0	0	Won 2
Cal St.-Long Beach	1987	0	2	0	Lost 2	Southern Colorado	1964	2	0	0	Won 2
Cal St.-Los Angeles	1967	2	0	0	Won 2	Southern Illinois	2021	0	1	0	Lost 1
Cal St. Northridge	2000	4	6	0	Won 1	Southern Mississippi	1975	0	2	0	Lost 2
Central Michigan	1995	0	1	0	Lost 1	Southern Oregon	1963	1	1	0	Won 1
Central Washington	2023	1	0	0	Won 1	Southern Utah	2021	21	8	0	Won 5
Chattanooga	2016	0	1	0	Lost 1	Stephen F. Austin	2014	1	1	0	Lost 1
College of Idaho	1962	1	0	0	Won 1	Texas Tech	2010	0	1	0	Lost 1
Colorado State	2008	0	3	0	Lost 3	Toledo	2000	0	2	0	Lost 2
Drake	1970	0	1	0	Lost 1	<b>UC Davis</b>	<b>2023</b>	<b>7</b>	<b>4</b>	<b>0</b>	<b>Lost 1</b>
Eastern Michigan	1974	1	1	0	Won 1	UNLV	1989	2	5	0	Lost 5
Eastern Montana	1965	4	0	0	Won 4	Utah	2023	0	7	0	Lost 7
Eastern Oregon	2002	3	0	0	Won 3	Utah State	2022	2	14	0	Won 1
<b>Eastern Washington</b>	<b>2023</b>	<b>18</b>	<b>20</b>	<b>0</b>	<b>Lost 1</b>	Utah Tech	2022	3	0	0	Won 3
Fresno State	2012	0	4	0	Lost 4	UTEP	2004	0	3	0	Lost 3
Fort Lewis	2007	2	0	0	Won 2	Washington	2024	0	1	0	Lost 1
Hawaii	2008	0	1	0	Lost 1	Western Illinois	2017	1	2	0	Won 1
Humboldt State	1998	1	0	0	Won 1	Western Michigan	1995	0	1	0	Lost 1
Idaho	2024	15	19	1	Lost 1	Western New Mexico	2000	1	0	0	Won 1
<b>Idaho State</b>	<b>2024</b>	<b>49</b>	<b>16</b>	<b>0</b>	<b>Lost 1</b>	Western Oregon	2022	1	0	0	Won 1
<b>James Madison</b>	<b>2021</b>	<b>0</b>	<b>3</b>	<b>0</b>	<b>Lost 3</b>	Western State	2005	11	3	0	Won 10
Kennesaw State	2019	1	0	0	Won 1	Whitworth College	1965	1	0	0	Won 1
Lamar	2024	0	1	0	Lost 1	William & Mary	2010	0	1	0	Lost 1
Maine	2018	0	1	0	Lost 1	Wisconsin-Oshkosh	1970	1	0	0	Won 1
Marshall	1987	0	1	0	Lost 1	<u>Wyoming</u>	2011	0	4	0	Lost 4
<b>McNeese</b>	<b>2024</b>	<b>1</b>	<b>4</b>	<b>0</b>	<b>Lost 4</b>	<b>63 seasons</b>		<b>343</b>	<b>347</b>	<b>3</b>	
<b>Montana</b>	<b>2024</b>	<b>18</b>	<b>40</b>	<b>0</b>	<b>Won 3</b>						
<b>Montana State</b>	<b>2023</b>	<b>23</b>	<b>34</b>	<b>1</b>	<b>Lost 4</b>						
Montana Tech	2003	3	0	0	Won 3						
Montana Western	2017	4	0	0	Won 4						
Nevada	2019	6	10	0	Lost 1						
New Mexico	2002	0	1	0	Lost 1						
New Mexico Highlands	1992	2	0	0	Won 2						
New Mexico State	1992	0	1	0	Lost 1						
Nicholls State	1988	0	2	0	Lost 2						
North Dakota	2022	5	1	0	Won 3						
North Dakota State	2015	0	6	0	Lost 6						
North Texas	1971	1	1	0	Lost 1						
Northeast Louisiana	1994	0	1	0	Lost 1						
Northwestern State	2024	1	0	0	Won 1						
<b>Northern Arizona</b>	<b>2024</b>	<b>28</b>	<b>29</b>	<b>0</b>	<b>Lost 2</b>						
Northern Colorado	2024	11	2	0	Lost 1						
Northern Iowa	2023	3	2	0	Won 2						
Northern Michigan	1972	1	1	0	Won 1						
Oregon State	2015	0	1	0	Lost 1						
Oregon Tech	1963	2	0	0	Won 2						



# WILDCAT FOOTBALL



## SERIES HISTORY VS. ALL OPPONENTS

**ADAMS STATE**  
Overall: 1-0  
In Ogden: 1-0  
09-13-86 .... Ogden..... W ...55-21

**AIR FORCE**  
Overall: 0-1  
In Colorado Springs: 0-1  
08-31-91 .... Col. Springs ..... L..... 31-48

**ARIZONA STATE**  
Overall: 0-1  
In Tempe: 0-1  
08-28-14 .... Tempe ..... L.....14-45

**ARKANSAS**  
Overall: 0-1  
In Fayetteville: 0-1  
10-06-01 .... Fayetteville..... L.....19-42

**AUGUSTANA (S.D.)**  
Overall: 1-0  
In Ogden: 1-0  
11-07-81 .... Ogden..... W ...27-7

**BEMIDJI STATE**  
Overall: 1-0  
In Ogden: 1-0  
10-22-77 .... Ogden..... W ...31-28

**BOISE STATE**  
Overall: 7-23  
In Ogden: 5-9  
In Boise: 2-14  
10-05-68 .... Ogden..... W ...44-3  
11-14-70 .... Boise ..... W ...41-7  
10-02-71 .... Ogden ..... W ...20-7  
09-30-72 .... Boise ..... L.....16-49  
10-06-73 .... Ogden ..... L.....7-34  
11-02-74 .... Boise ..... L.....14-42  
09-27-75 .... Ogden ..... L.....13-28  
11-27-76 .... Boise ..... L.....31-56  
09-10-77 .... Ogden ..... L.....9-19  
10-21-78 .... Boise ..... L.....13-14  
10-27-79 .... Ogden ..... L.....7-23  
10-25-80 .... Boise ..... L.....0-24  
10-24-81 .... Ogden ..... L.....19-33  
10-23-82 .... Boise ..... L.....21-41  
10-29-83 .... Ogden ..... L.....27-38  
11-10-84 .... Boise ..... W ...23-21  
10-26-85 .... Ogden ..... L.....21-24  
10-18-86 .... Boise ..... L.....13-23  
09-26-87 .... Ogden..... W ...55-44  
10-01-88 .... Boise ..... L.....27-31  
09-30-89 .... Ogden ..... L.....24-41  
09-08-90 .... Boise ..... L.....14-24  
11-16-91 .... Ogden..... W ...35-32  
10-17-92 .... Boise ..... L.....21-24  
10-16-93 .... Ogden..... W ...21-14  
10-08-94 .... Boise ..... L.....17-24  
10-14-95 .... Ogden ..... L.....14-40  
09-20-97 .... Boise ..... L.....7-24  
10-17-98 .... Boise ..... L.....13-24  
08-30-07 .... Boise ..... L.....7-56

**BOSTON COLLEGE**  
Overall: 0-1  
In Boston: 0-1  
09-04-10 .... Boston..... L.....20-38

**BRIGHAM YOUNG**  
Overall: 0-3  
In Provo: 0-3  
11-17-73 .... Provo..... L.....14-45  
09-15-79 .... Provo..... L.....3-48  
09-08-12 .... Provo..... L.....13-45

**CALIFORNIA**  
Overall: 0-1  
In Berkeley: 0-1  
09-09-18 .... Berkeley ..... L..... 20-33

**CAL POLY**  
Overall: 12-6  
In Ogden: 6-3  
San Luis Obispo: 6-3  
09-23-95 .... Ogden..... W ...53-43  
09-21-96 .... San Luis Obispo. W ...30-20  
11-03-01 .... Ogden..... W ...43-40(40t)  
11-23-02 .... San Luis Obispo L.....26-28  
09-09-06 .... Ogden ..... L.....0-17  
09-15-07 .... San Luis Obispo L.....19-47  
11-29-08 .... #San Luis Obispo W ...49-35  
11-21-09 .... Ogden..... W ...49-14  
11-05-12 .... Ogden ..... L.....23-45  
10-12-13 .... San Luis Obispo. L.....0-47  
10-11-14 .... Ogden ..... L.....24-30  
11-12-16 .... Ogden..... W ...22-15  
10-21-17 .... San Luis Obispo. W ...17-3  
09-08-18 .... San Luis Obispo. W ...24-17  
09-07-19 .... Ogden..... W ...41-24  
10-02-21 .... San Luis Obispo. W ...38-7  
11-18-23 .... San Luis Obispo. W ...48-21  
11-23-24 .... Ogden..... W ...28-17  
# FCS Playoffs

**CAL STATE FULLERTON**  
Overall: 2-0  
In Ogden: 1-0  
In Fullerton: 1-0  
09-29-73 .... Ogden..... W ...16-14  
09-28-74 .... Fullerton..... W ...31-21

**CAL STATE LOS ANGELES**  
Overall: 2-0  
In Ogden: 2-0  
10-01-66 .... Ogden..... W ...70-7  
10-07-67 .... Ogden..... W ...13-3

**CAL STATE NORTHRIDGE**  
Overall: 4-6  
In Ogden: 3-3  
In Northridge: 1-3  
11-16-68 .... Ogden ..... L.....18-29  
11-27-71 .... Northridge..... W ...44-7  
09-21-74 .... Ogden ..... W ...28-0  
11-01-75 .... Northridge ..... L.....10-17  
09-11-93 .... Ogden..... W ...27-12  
10-12-96 .... Ogden ..... L.....28-35  
10-11-97 .... Northridge ..... L.....20-30  
10-31-98 .... Ogden ..... L.....10-26  
10-30-99 .... Northridge ..... L.....28-30  
10-05-00 .... Ogden..... W ...31-14

**CENTRAL MICHIGAN**  
Overall: 0-1  
In Mt. Pleasant: 0-1  
09-09-95 .... Mount Pleasant. L.....31-39

**CENTRAL WASHINGTON**  
Overall: 1-0  
In Ogden: 1-0  
08-31-23 .... Ogden..... W ...35-10

**CHATTANOOGA**  
Overall: 0-1  
In Chattanooga: 0-1  
11-26-16 .... #Chattanooga ... L.....14-45  
# FCS Playoffs

**COLLEGE OF IDAHO**  
Overall: 1-0  
In Ogden: 1-0  
10-27-62 .... Ogden..... W ...27-14

**COLORADO STATE**  
Overall: 0-3  
In Fort Collins: 0-3  
09-13-03 .... Fort Collins..... L.....7-31  
09-02-06 .... Fort Collins..... L.....6-30  
09-12-09 .... Fort Collins..... L.....23-24

**DRAKE**  
Overall: 0-1  
In Ogden: 0-1  
09-19-70 .... Ogden ..... L.....19-36

**EASTERN MICHIGAN**  
Overall: 1-1  
In Ogden: 1-0  
In Ypsilanti: 0-1  
11-22-73 .... Ypsilanti..... L.....7-44  
11-16-74 .... Ogden..... W ...21-14

**EASTERN OREGON**  
Overall: 3-0  
In Ogden: 2-0  
In La Grande: 1-0  
11-03-62 .... La Grande ..... W ...34-0  
10-26-63 .... Ogden..... W ...48-7  
09-21-02 .... Ogden..... W ...56-7

**EASTERN WASHINGTON**  
Overall: 18-20  
In Ogden: 10-7  
In Cheney: 7-11  
09-20-69 .... Ogden..... W ...52-6  
09-11-82 .... Ogden..... W ...27-24  
09-24-83 .... Cheney ..... W ...21-17  
09-14-85 .... Ogden ..... L.....19-31  
11-01-86 .... Spokane (Albi) . L.....31-41  
11-07-87 .... Ogden..... W ...46-23  
11-05-88 .... Spokane (Albi). W ...51-30  
11-04-89 .... Ogden ..... L.....10-27  
10-06-90 .... Cheney..... W ...36-34  
09-28-91 .... Ogden..... W ...63-59  
10-03-92 .... Cheney..... L.....14-32  
10-02-93 .... Ogden ..... L.....22-36  
09-24-94 .... Cheney..... L.....6-24  
09-30-95 .... Ogden..... W ...40-30  
09-07-96 .... Ogden..... W ...22-20  
09-27-97 .... Cheney..... L.....11-35  
11-14-98 .... Ogden..... W ...27-23  
11-13-99 .... Spokane (Albi) . L.....27-30  
09-23-00 .... Ogden ..... L.....24-27(OT)  
09-22-01 .... Cheney..... L.....26-50  
11-02-02 .... Ogden ..... L.....20-38  
09-27-03 .... Cheney..... W ...35-23  
10-23-04 .... Ogden ..... L.....7-51  
10-22-05 .... Cheney..... W ...28-23  
11-04-06 .... Ogden..... W ...19-14  
11-17-07 .... Cheney..... L.....16-38  
11-22-08 .... Ogden ..... L.....26-33  
10-10-09 .... Cheney..... W ...31-13  
10-02-10 .... Ogden ..... L.....24-35  
10-01-11 .... Cheney..... L.....21-27  
09-22-12 .... Ogden ..... L.....26-32  
10-05-13 .... Cheney..... L.....19-41  
10-31-15 .... Cheney..... L.....13-14  
11-04-17 .... Cheney..... W ...28-20  
10-13-18 .... Ogden ..... W ...14-6  
10-23-21 .... Cheney..... W ...35-34  
10-08-22 .... Ogden..... W ...45-21  
10-21-23 .... Cheney..... L.....23-31

**FORT LEWIS**  
Overall: 2-0  
In Ogden: 2-0  
09-08-84 .... Ogden..... W ...44-0  
11-10-07 .... Ogden..... W ...48-3

**FRESNO STATE**  
Overall: 0-4  
In Fresno: 0-4  
09-16-78 .... Fresno ..... L.....14-55  
09-25-82 .... Fresno ..... L.....9-25  
09-10-05 .... Fresno ..... L.....17-55  
09-01-12 .... Fresno ..... L.....10-37

**HAWAII**  
Overall: 0-1  
In Honolulu: 0-1  
09-06-08 .... Honolulu..... L.....17-36

**HUMBOLDT STATE**  
Overall: 1-0  
In Ogden: 1-0  
09-12-98 .... Ogden..... W ...41-12

**IDAHO**  
Overall: 15-19-1  
In Ogden: 11-5-1  
In Moscow: 4-14  
11-06-65 .... Ogden..... W ...14-7  
11-19-66 .... Moscow ..... L.....12-42  
11-04-67 .... Ogden..... W ...28-17  
11-02-68 .... Moscow ..... L.....42-50  
11-08-69 .... Ogden..... W ...28-7  
11-07-70 .... @Pullman, WA. L.....17-27  
11-06-71 .... Ogden ..... L.....20-24  
09-23-72 .... Ogden..... W ...26-10  
10-20-73 .... Moscow ..... L.....13-17  
11-09-74 .... Moscow ..... L.....13-38  
11-08-75 .... Ogden..... T.....40-40  
10-16-76 .... Moscow ..... L.....17-45  
10-29-77 .... Ogden..... W ...30-27  
10-28-78 .... Moscow ..... W ...51-6  
11-10-79 .... Ogden..... W ...12-7  
11-01-80 .... Moscow ..... L.....6-31  
09-12-81 .... Ogden..... W ...42-21  
10-02-82 .... Moscow ..... L.....34-35  
10-15-83 .... Ogden..... W ...28-10  
10-13-84 .... Moscow ..... W ...40-37  
10-12-85 .... Ogden ..... L.....28-31  
11-15-86 .... Moscow ..... L.....17-31  
10-31-87 .... Ogden ..... L.....38-41  
11-28-87 .... #Moscow..... W ...59-30  
10-22-88 .... Moscow ..... L.....24-27  
09-23-89 .... Ogden ..... L.....33-46  
09-22-90 .... Moscow ..... L.....27-37  
10-12-91 .... Ogden..... W ...45-17  
09-19-92 .... Moscow ..... L.....24-52  
09-18-93 .... Ogden ..... L.....0-56  
11-12-94 .... Moscow ..... L.....30-79  
10-28-95 .... Ogden..... W ...25-19  
10-05-19 .... Moscow ..... W ...41-35  
11-11-23 .... Ogden..... W ...31-29  
11-16-24 .... Moscow ..... L.....24-31  
# FCS Playoffs

**IDAHO STATE**  
Overall: 49-16  
In Ogden: 25-6  
In Pocatello: 24-10  
10-20-62 .... Pocatello ..... L.....20-42  
11-09-63 .... Pocatello ..... L.....26-36  
10-24-64 .... Ogden ..... L.....0-31  
10-23-65 .... Pocatello ..... W ...28-17  
10-29-66 .... Ogden..... W ...16-7  
10-28-67 .... Pocatello ..... W ...19-7  
10-26-68 .... Ogden..... W ...23-16  
10-25-69 .... Pocatello ..... W ...28-25  
10-24-70 .... Ogden ..... L.....14-30  
11-20-71 .... Pocatello ..... W ...28-21  
11-04-72 .... Ogden ..... L.....7-49  
10-27-73 .... Pocatello ..... W ...38-23  
10-26-74 .... Ogden ..... L.....8-10  
10-25-75 .... Pocatello ..... L.....3-20  
10-23-76 .... Ogden..... W ...34-7  
11-12-77 .... Pocatello ..... L.....18-21  
11-04-78 .... Ogden..... W ...34-12  
11-03-79 .... Pocatello ..... W ...14-10



## SERIES HISTORY VS. ALL OPPONENTS

09-20-80	Ogden	W	21-17
11-03-80	Pocatello	L	5-46
11-21-81	Pocatello	L	30-33 (2ot)
10-30-82	Ogden	W	26-7
11-12-83	Pocatello	L	32-38
11-03-84	Ogden	L	22-26
11-16-85	Pocatello	W	46-45
10-25-86	Ogden	W	60-33
11-21-87	Pocatello	W	53-37
10-08-88	Ogden	W	34-13
11-18-89	Pocatello	W	45-35
09-15-90	Ogden	W	45-38 (2ot)
11-23-91	Pocatello	W	60-41
10-24-92	Ogden	W	27-11
11-13-93	Pocatello	W	21-17
11-05-94	Ogden	W	40-6
11-18-95	Pocatello	L	25-35
11-23-96	Pocatello	W	37-22
11-22-97	Ogden	W	26-7
09-19-98	Pocatello	W	6-3
09-18-99	Ogden	W	27-24
10-28-00	Pocatello	W	16-13
10-27-01	Ogden	W	42-17
10-26-02	Pocatello	L	0-34
10-25-03	Ogden	W	38-21
10-30-04	Pocatello	W	26-14
10-29-05	Ogden	W	30-21
11-18-06	Pocatello	W	30-27
11-03-07	Ogden	W	52-37
11-08-08	Pocatello	W	59-27
09-19-09	Ogden	W	44-17
10-16-10	Pocatello	W	16-13
10-15-11	Ogden	W	39-12
11-17-12	Pocatello	W	40-14
11-23-13	Ogden	W	32-7
11-22-14	Pocatello	L	28-46
11-21-15	Ogden	W	35-14
11-19-16	Pocatello	W	34-28
11-18-17	Ogden	W	35-7
11-17-18	Pocatello	W	26-13
11-23-19	Ogden	W	38-10
02-27-21	Pocatello	W	49-21
04-10-21	Ogden	W	20-15
10-30-21	Pocatello	W	40-17
11-12-22	Ogden	W	45-7
11-04-23	Pocatello	W	33-21
11-09-24	Ogden	L	35-43

### JAMES MADISON

Overall: 0-3

In Ogden: 0-1

In Harrisonburg: 0-2

12-08-17	#Harrisonburg	L	28-31
12-21-19	#Harrisonburg	L	14-30
09-18-21	Ogden	L	24-37

# FCS Playoffs

### KENNESAW STATE

Overall: 1-0

In Ogden: 1-0

12-07-19	#Ogden	W	26-20
----------	--------	---	-------

# FCS Playoffs

### LAMAR

Overall: 0-1

In Beaumont: 0-1

09-14-24	Beaumont	L	16-17
----------	----------	---	-------

### LONG BEACH STATE

Overall: 0-2

In Long Beach: 0-2

09-11-76	Long Beach	L	7-19
09-12-87	Long Beach	L	7-30

### MAINE

Overall: 0-1

In Ogden: 0-1

12-07-18	#Ogden	L	18-23
----------	--------	---	-------

# FCS Playoffs

### MARSHALL

Overall: 0-1

In Huntington: 0-1

12-05-87	#Huntington	L	23-51
----------	-------------	---	-------

# FCS Playoffs

### McNEESE STATE

Overall: 1-4

In Ogden: 0-3

In Lake Charles: 1-1

11-17-90	Lake Charles	W	27-7
11-21-92	Ogden	L	22-23
09-15-12	Ogden	L	21-35
09-21-13	Lake Charles	L	6-43
09-28-24	Ogden	L	26-28

### MONTANA

Overall: 18-40

In Ogden: 10-18

In Missoula: 8-22

10-13-62	Missoula	L	6-25
11-02-63	Ogden	W	19-13
10-17-64	Missoula	L	12-20
10-09-65	Ogden	L	14-15
10-08-66	Missoula	W	28-0
09-30-67	Ogden	L	12-13
11-09-68	Missoula	W	20-16
10-04-69	Ogden	L	17-20
10-03-70	Missoula	L	29-38
10-30-71	Ogden	L	13-14
10-07-72	Missoula	L	7-12
11-10-73	Ogden	L	0-10
10-05-74	Missoula	L	13-24
10-04-75	Ogden	L	12-48
10-02-76	Missoula	L	25-28
10-01-77	Missoula	W	31-23
09-30-78	Ogden	L	7-27
09-29-79	Missoula	L	16-23
10-11-80	Ogden	W	38-21
11-14-81	Missoula	W	7-6
11-13-82	Ogden	L	20-42
10-08-83	Missoula	L	26-28
09-29-84	Ogden	W	47-14
11-02-85	Missoula	W	57-29
11-08-86	Ogden	L	29-55
10-24-87	Missoula	W	29-26
10-29-88	Ogden	L	14-41
10-07-89	Missoula	L	6-31
10-13-90	Ogden	L	37-39
10-19-91	Missoula	L	38-47
10-10-92	Ogden	W	24-7
10-09-93	Missoula	L	17-45
10-22-94	Ogden	L	20-35
10-07-95	Missoula	L	22-49
11-16-96	Ogden	L	10-24
11-15-97	Missoula	L	13-38
09-26-98	Ogden	W	27-20
09-25-99	Missoula	L	22-81
11-11-00	Ogden	L	28-30
11-10-01	Missoula	L	23-38
10-12-02	Ogden	L	7-39
10-11-03	Missoula	L	7-12
10-02-04	Ogden	L	21-41
10-01-05	Missoula	L	19-24
10-21-06	Ogden	L	30-33
09-29-07	Missoula	L	10-18
10-04-08	Ogden	W	45-28
12-06-08	#Missoula	L	13-24
10-31-09	Missoula	L	10-31
10-30-10	Ogden	W	30-21
*10-29-11	Missoula	L	*10-45
11-03-12	Ogden	L	21-24
11-16-13	Missoula	L	6-42
10-10-15	Missoula	W	24-21(ot)
10-28-17	Ogden	W	41-27
11-16-19	Missoula	L	16-35
12-13-19	#Ogden	W	17-10
10-29-22	Ogden	W	24-21
10-06-24	Missoula	W	55-48(ot)

# FCS Playoffs

\* Vacated by NCAA (does not count in series)

### MONTANA STATE

Overall: 23-34-1

In Ogden: 13-17

In Bozeman: 10-17-1

11-02-63	Ogden	L	8-26
10-17-64	Ogden	L	0-24
10-09-65	Ogden	W	19-16
10-22-66	Bozeman	L	36-45
09-30-67	Bozeman	L	6-21
11-09-68	Ogden	W	20-14
10-04-69	Bozeman	W	20-14
10-03-70	Ogden	W	56-13
10-30-71	Bozeman	T	21-21
10-07-72	Ogden	L	3-9
11-10-73	Bozeman	L	0-33
10-05-74	Ogden	W	28-10
10-04-75	Bozeman	L	14-31
10-02-76	Ogden	L	0-44
10-08-77	Bozeman	L	24-27
09-30-78	Ogden	L	14-21
09-29-79	Bozeman	L	21-40
10-11-80	Ogden	W	12-7
11-14-81	Bozeman	W	28-20
11-13-82	Ogden	L	20-23
10-08-83	Bozeman	W	23-20
10-06-84	Ogden	L	0-48
10-05-85	Bozeman	W	50-36
10-11-86	Ogden	W	24-3
10-17-87	Bozeman	W	35-32
11-12-88	Ogden	W	59-35
10-28-89	Bozeman	L	27-31
09-29-90	Ogden	W	32-20
10-05-91	Bozeman	W	36-25
09-26-92	Ogden	W	47-19
09-25-93	Bozeman	L	10-14
09-17-94	Ogden	W	41-13
10-21-95	Bozeman	W	14-7
11-02-96	Ogden	W	17-7
11-01-97	Bozeman	L	14-28
10-10-98	Ogden	L	7-10
10-09-99	Bozeman	L	6-29
09-16-00	Bozeman	W	28-7
09-08-01	Ogden	L	17-32
10-19-02	Bozeman	L	10-44
10-18-03	Ogden	L	3-26
10-09-04	Bozeman	L	17-20
10-08-05	Ogden	L	24-27
10-28-06	Bozeman	L	18-24
09-22-07	Ogden	L	5-21
10-11-08	Bozeman	W	35-12
10-03-09	Ogden	L	21-26
11-06-10	Bozeman	L	10-24
11-05-11	Ogden	L	24-44
10-19-13	Ogden	L	16-34
10-18-14	Bozeman	L	13-23
10-15-16	Ogden	W	45-27
09-30-17	Bozeman	W	25-17
10-20-18	Ogden	W	34-24
10-15-21	Ogden	L	7-13
10-22-22	Bozeman	L	38-43
12-03-22	#Bozeman	L	25-33
09-23-23	Ogden	L	0-40

# FCS Playoffs

### MONTANA TECH

Overall: 3-0

In Ogden: 3-0

09-10-94	Ogden	W	47-7
09-03-98	Ogden	W	38-7
09-20-03	Ogden	W	49-14

### MONTANA WESTERN

Overall: 4-0

In Ogden: 4-0

11-10-62	Ogden	W	28-0
09-03-94	Ogden	W	30-12
08-28-08	Ogden	W	62-6
09-02-18	Ogden	W	76-0

### NEVADA

Overall: 6-10

In Ogden: 3-3

In Reno: 3-7

10-20-79	Reno	L	3-22
09-27-80	Ogden	W	10-0
10-19-81	Reno	L	14-28
11-06-82	Ogden	W	46-43 (2ot)
10-22-83	Reno	L	3-41
10-27-84	Ogden	L	21-35
10-19-85	Reno	L	12-47
10-04-86	Ogden	L	24-38
11-14-87	Reno	W	38-15
10-15-88	Ogden	W	37-31
10-21-89	Reno	L	15-47
10-27-90	Ogden	L	7-28
11-02-91	Reno	L	49-55
10-31-92	Reno	W	23-31
10-23-93	Reno	W	47-30
09-14-19	Reno	L	13-19

### NEW MEXICO

Overall: 0-1

In Albuquerque: 0-1

08-31-02	Albuquerque	L	23-38
----------	-------------	---	-------

### NEW MEXICO HIGHLANDS

Overall: 2-0

In Ogden: 1-0

In Las Vegas, NM: 1-0

11-18-72	Las Vegas, NM	W	2-0(f)
11-09-91	Ogden	W	62-7

### NEW MEXICO STATE

Overall: 0-1

In Las Cruces: 0-1

09-05-92	Las Cruces	L	21-37
----------	------------	---	-------

### NICHOLLS STATE

Overall: 0-2

In Ogden: 0-1

In Thibodaux: 0-1

11-22-86	Thibodaux	L	30-34
09-17-88	Ogden	L	23-38

### NORTH DAKOTA

Overall: 5-1

In Ogden: 3-0

In Grand Forks: 2-1

11-08-14	Grand Forks	W	24-12
10-17-15	Ogden	W	25-24
10-29-16	Grand Forks	L	19-27
10-27-18	Grand Forks	W	35-30
11-09-19	Ogden	W	30-27
11-26-22	#Ogden	W	38-31

# FCS Playoffs

### NORTH DAKOTA STATE

Overall: 0-6

In Ogden: 0-3



# WILDCAT FOOTBALL



## SERIES HISTORY VS. ALL OPPONENTS

### NORTHERN ARIZONA

Overall: 28-28  
In Ogden: 19-9  
In Flagstaff: 9-19

09-19-64	Flagstaff	L	6-41
09-18-65	Ogden	W	21-14
09-17-66	Flagstaff	W	32-14
09-16-67	Ogden	W	29-28
09-28-68	Flagstaff	W	21-14
11-01-69	Ogden	L	19-21
10-31-70	Flagstaff	W	38-6
09-25-71	Ogden	W	23-7
10-21-72	Flagstaff	W	28-7
09-22-73	Ogden	W	25-13
10-19-74	Flagstaff	L	20-21
11-22-75	Ogden	W	19-8
11-20-76	Flagstaff	L	18-30
09-24-77	Ogden	L	10-36
11-18-78	Flagstaff	L	0-10
10-13-79	Ogden	W	34-10
10-18-80	Flagstaff	L	7-32
10-31-81	Ogden	W	24-23 (ot)
11-20-82	Flagstaff	L	28-35
09-17-83	Ogden	W	26-13
09-15-84	Flagstaff	L	21-42
11-09-85	Ogden	W	37-10
09-20-86	Flagstaff	L	24-45
10-10-87	Ogden	W	30-17
11-19-88	Flagstaff	L	21-27
09-16-89	Ogden	L	17-20
11-10-90	Flagstaff	L	35-38
09-14-91	Ogden	W	43-38
11-07-92	Flagstaff	W	25-19
11-06-93	Ogden	W	67-28
10-29-94	Flagstaff	L	20-24
11-11-95	Ogden	W	20-14
10-05-96	Flagstaff	L	45-59
10-04-97	Ogden	W	36-23
11-07-98	Flagstaff	L	17-20
11-06-99	Ogden	L	19-36
10-14-00	Flagstaff	W	12-10
10-13-01	Ogden	L	32-42
10-05-02	Flagstaff	L	21-26
10-04-03	Ogden	L	29-48
09-25-04	Flagstaff	L	27-55
09-24-05	Ogden	W	31-23
11-11-06	Flagstaff	L	17-42
10-20-07	Ogden	L	20-29
10-25-08	Flagstaff	W	42-14
11-14-09	Ogden	W	27-9
11-13-10	Flagstaff	W	27-26
11-12-11	Ogden	W	34-31
11-01-14	Ogden	L	22-29
10-24-15	Flagstaff	L	36-52
11-05-16	Ogden	L	20-33
10-06-18	Flagstaff	L	24-28
10-19-19	Ogden	W	51-28
03-27-21	Ogden	W	28-23
11-19-22	Flagstaff	W	33-31
10-07-23	Ogden	L	10-27
11-02-24	Flagstaff	L	6-27

### NORTHERN COLORADO

Overall: 11-2  
In Ogden: 6-2  
In Greeley: 5-0

09-28-06	Ogden	W	26-21
10-13-07	Greeley	W	23-0
10-18-08	Ogden	W	17-10
10-24-09	Greeley	W	28-20
09-11-10	Ogden	W	50-47 (4ot)
09-24-11	Greeley	W	45-21
11-10-12	Ogden	L	34-42
11-15-14	Ogden	W	34-21
09-26-15	Greeley	W	38-17
09-22-18	Ogden	W	45-28
11-20-21	Ogden	W	48-17
09-30-23	Greeley	W	28-21
10-12-24	Ogden	L	17-21

### NORTHERN IOWA

Overall: 3-2  
In Ogden: 2-0  
In Cedar Falls: 2-2

09-23-78	Ogden	W	35-9
09-13-80	Cedar Falls	L	10-31
11-30-91	#Cedar Falls	L	21-38
09-28-19	Ogden	W	29-17
09-09-23	Cedar Falls	W	34-17

# FCS Playoffs

### NORTHERN MICHIGAN

Overall: 1-1  
In Ogden: 1-1

09-27-69	Ogden	L	3-24
11-11-72	Ogden	W	30-18

### NORTHWESTERN STATE

Overall: 1-0  
In Natchitoches: 1-0

09-21-24	Natchitoches	W	39-0
----------	--------------	---	------

### OREGON STATE

Overall: 0-1  
In Corvallis: 0-1

09-04-15	Corvallis	L	7-26
----------	-----------	---	------

### OREGON TECH

Overall: 2-0  
In Ogden: 1-0  
In Klamath Falls: 1-0

10-06-62	Ogden	W	29-13
09-28-63	Klamath Falls	W	29-7

### PACIFIC

Overall: 0-1  
In Stockton: 0-1

11-23-85	Stockton	L	34-36
----------	----------	---	-------

### PARSONS COLLEGE (Iowa)

Overall: 2-1  
In Ogden: 1-1  
In Fairfield: 1-0

10-14-67	Ogden	L	14-31
11-15-69	Fairfield	W	16-6
09-26-70	Ogden	W	28-3

### PORTLAND STATE

Overall: 24-15  
In Ogden: 14-6  
In Portland: 10-9

11-21-64	Portland	L	10-18
11-13-65	Ogden	W	74-6
11-12-66	Portland	W	51-6
11-11-67	Ogden	W	40-21
10-12-68	Portland	W	28-12
10-10-70	Portland	L	14-46
10-09-71	Ogden	W	54-26
09-17-77	Ogden	W	40-22
09-22-79	Ogden	L	13-16
11-22-80	Portland	L	0-75
09-26-81	Ogden	W	31-16
10-16-82	Portland	W	20-6
11-05-83	Ogden	W	37-13
09-22-84	Portland	L	24-27
09-21-85	Ogden	W	45-24
09-27-86	Portland	L	22-27
10-19-96	Portland	W	35-10
10-18-97	Ogden	W	16-7
10-24-98	Portland	L	27-34
10-23-99	Ogden	L	14-31
10-21-00	Ogden	W	41-9
10-20-01	Portland	L	43-65
11-09-02	Ogden	W	20-14
11-08-03	Portland	W	45-21
11-13-04	Ogden	L	15-34
11-12-05	Portland	L	14-39
09-23-06	Ogden	L	10-20
11-03-07	Portland	W	73-68
11-01-08	Ogden	W	31-21

09-26-09	Portland	W	36-29
10-23-10	Ogden	W	44-41
11-19-11	Portland	W	48-33
11-02-13	Portland	L	24-45
10-25-14	Ogden	L	17-30
10-08-16	Ogden	W	14-10
11-11-17	Portland	W	63-17
11-06-21	Ogden	L	18-30
10-15-22	Portland	W	42-7
09-07-24	Ogden	W	43-16

### PUGET SOUND

Overall: 1-0  
In Ogden: 1-0

10-10-81	Ogden	W	31-10
----------	-------	---	-------

### SACRAMENTO STATE

Overall: 16-10  
In Ogden: 11-2  
In Sacramento: 5-8

11-09-96	Sacramento	W	41-31
11-08-97	Ogden	W	52-14
10-03-98	Sacramento	W	27-14
10-02-99	Ogden	W	52-49
09-30-00	Sacramento	L	7-35
09-29-01	Ogden	W	38-31
11-16-02	Sacramento	L	38-41
11-15-03	Ogden	W	26-14
10-16-04	Sacramento	L	12-31
10-15-05	Ogden	W	26-14
10-07-06	Sacramento	L	21-24
10-06-07	Ogden	W	26-7
09-20-08	Sacramento	W	32-27
10-17-09	Ogden	W	49-10
09-18-10	Sacramento	L	17-24
09-17-11	Ogden	W	49-17
10-13-12	Sacramento	L	14-19
09-28-13	Ogden	L	3-31
09-13-14	Sacramento	L	31-42
09-19-15	Ogden	W	32-14
09-17-16	Ogden	W	14-7
09-16-17	Sacramento	W	31-24
11-03-18	Ogden	W	26-14
11-02-19	Sacramento	W	36-17
11-05-22	Ogden	L	30-33
10-19-24	Sacramento	L	48-51 (2ot)

### SAN DIEGO STATE

Overall: 0-3  
In Ogden: 0-1  
In San Diego: 0-2

09-24-66	Ogden	L	34-36
09-23-67	San Diego	L	12-58
08-31-19	San Diego	L	0-6

### SONOMA STATE

Overall: 1-0  
In Ogden: 1-0

09-04-93	Ogden	W	40-28
----------	-------	---	-------

### SOUTH DAKOTA

Overall: 1-1-1  
In Ogden: 1-0-1  
In Vermillion: 0-1

11-21-70	Ogden	T	21-21
09-10-16	Vermillion	L	49-52 (2ot)
09-15-18	Ogden	W	27-10

### SOUTH DAKOTA STATE

Overall: 3-0  
In Ogden: 2-0  
In Brookings: 1-0-0

09-14-68	Brookings	W	27-12
09-13-69	Ogden	W	28-13
11-13-76	Ogden	W	52-19

### SOUTHEAST MISSOURI STATE

Overall: 1-0  
In Ogden: 1-0

12-01-18	#Ogden	W	48-23
----------	--------	---	-------

# FCS Playoffs

### SOUTHWEST STATE (Minn.)

Overall: 2-0  
In Ogden: 2-0

09-03-83	Ogden	W	33-21
11-11-89	Ogden	W	55-0

### SOUTHERN COLORADO

Overall: 2-0  
In Ogden: 1-0  
In Pueblo: 1-0

10-05-63	Pueblo	W	28-14
10-03-64	Ogden	W	19-14

### SOUTHERN ILLINOIS

Overall: 0-1  
In Ogden: 0-1

04-24-21	#Ogden	L	34-31
----------	--------	---	-------

# FCS Playoffs

### SOUTHERN MISSISSIPPI

Overall: 0-2  
In Ogden: 0-1  
In Hattiesburg: 0-1

11-03-73	Hattiesburg	L	7-28
09-13-75	Ogden	L	10-14

### SOUTHERN OREGON

Overall: 1-1  
In Ogden: 1-0  
In Ashland: 0-1

11-17-62	Ashland	L	7-26
09-21-63	Ogden	W	40-32

### SOUTHERN UTAH

Overall: 21-8  
In Ogden: 12-6  
In Cedar City: 9-2

10-20-84	Ogden	W	29-10
09-07-85	Ogden	W	62-20
09-19-87	Ogden	W	36-26
09-24-88	Ogden	W	49-30
10-14-89	Ogden	W	42-7
09-01-90	Cedar City	W	37-21
09-07-91	Ogden	W	33-14
09-12-92	Ogden	W	35-24
10-30-93	Ogden	W	43-39
10-15-94	Cedar City	W	20-14
09-13-97	Ogden	W	33-32
10-16-99	Ogden	L	7-39
09-01-01	Cedar City	L	21-28
09-06-03	Ogden	W	13-3
09-04-04	Ogden	L	31-34
11-19-05	Cedar City	W	27-10
09-16-06	Ogden	W	24-13
10-22-11	Ogden	L	28-35
10-20-12	Cedar City	W	24-22
11-09-13	Ogden	L	21-27
09-27-14	Cedar City	L	28-31
10-02-15	Ogden	L	0-44
10-22-16	Cedar City	W	37-36
10-14-17	Ogden	L	16-32
12-02-17	#Cedar City	W	30-13
11-10-18	Cedar City	W	31-18
10-12-19	Ogden	W	29-14
04-03-21	Cedar City	W	19-16
11-13-21	#Cedar City	W	62-0

# FCS Playoffs

### ST. MARY'S

Overall: 2-0  
In Ogden: 1-0  
In Moraga: 1-0

09-16-95	Ogden	W	49-14
11-22-03	Moraga	W	35-15



## SERIES HISTORY VS. ALL OPPONENTS

### STEPHEN F. AUSTIN

Overall: 1-1  
 In Ogden: 1-0  
 In Nacogdoches: 0-1  
 08-31-13 ..... Ogden..... W ...50-40  
 09-20-14 ..... Nacogdoches..... L.....20-35

### TEXAS TECH

Overall: 0-1  
 In Lubbock: 1-1  
 11-20-10 ..... Lubbock ..... L.....21-64

### TOLEDO

Overall: 0-2  
 In Toledo: 0-2-0  
 09-28-96 ..... Toledo ..... L.....24-31  
 09-09-00 ..... Toledo ..... L.....0-51

### UC DAVIS

Overall: 7-4  
 In Ogden: 4-3  
 In Davis: 3-1  
 09-18-04 ..... Ogden ..... L.....29-31  
 09-25-10 ..... Ogden..... W ...20-9  
 09-29-12 ..... Davis ..... L.....13-37  
 11-07-15 ..... Ogden..... W ...23-3  
 09-24-16 ..... Davis ..... W ...38-35  
 09-23-17 ..... Ogden..... W ...41-3  
 10-26-19 ..... Davis ..... W ...36-20  
 03-13-21 ..... Ogden..... W ...18-13  
 09-25-21 ..... Ogden ..... L.....14-17  
 09-24-22 ..... Davis ..... W ...17-12  
 10-14-23 ..... Ogden ..... L.....16-17

### UNLV

Overall: 2-5  
 In Ogden: 1-2  
 In Las Vegas: 1-3  
 10-23-71 ..... Las Vegas ..... W ...30-17  
 10-28-72 ..... Ogden..... W ...30-0  
 09-14-74 ..... Ogden ..... L.....10-28  
 11-15-75 ..... Las Vegas ..... L.....14-38  
 09-25-76 ..... Ogden ..... L.....16-33  
 10-15-77 ..... Las Vegas ..... L.....13-26  
 09-09-89 ..... Las Vegas ..... L.....12-16

### UTAH

Overall: 0-7  
 In Salt Lake City: 0-7  
 10-14-78 ..... Salt Lake City..... L.....7-30  
 09-01-84 ..... Salt Lake City..... L.....7-51  
 09-27-08 ..... Salt Lake City..... L.....21-37  
 09-07-13 ..... Salt Lake City..... L.....7-70  
 08-30-18 ..... Salt Lake City..... L.....10-41  
 09-02-21 ..... Salt Lake City..... L.....17-40  
 09-16-23 ..... Salt Lake City..... L.....7-31

### UTAH STATE

Overall: 2-14  
 In Ogden: 0-5  
 In Logan: 2-9  
 11-23-72 ..... Logan ..... L.....16-20  
 09-15-73 ..... Ogden ..... L.....3-10  
 11-23-74 ..... Logan ..... L.....7-20  
 10-18-75 ..... Ogden ..... L.....7-30  
 11-06-76 ..... Logan ..... L.....10-36  
 11-05-77 ..... Ogden ..... L.....14-23  
 11-11-78 ..... Logan ..... W ...44-25  
 11-17-79 ..... Ogden ..... L.....10-34  
 11-08-80 ..... Ogden ..... L.....13-50  
 09-19-81 ..... Logan ..... L.....18-31  
 09-18-82 ..... Logan ..... L.....10-31  
 11-17-01 ..... Logan ..... L.....43-56  
 09-10-11 ..... Logan ..... L.....17-54  
 09-14-13 ..... Logan ..... L.....6-70  
 09-01-16 ..... Logan ..... L.....6-45  
 09-10-22 ..... Logan ..... W ...35-7

### UTAH TECH

Overall: 3-0  
 In Ogden: 2-0  
 In St. George: 1-0  
 09-13-08 ..... Ogden..... W ....44-7  
 09-11-21 ..... St. George..... W ....41-3  
 09-17-22 ..... Ogden..... W ...44-14

### UTEP

Overall: 0-3  
 In El Paso: 0-3  
 11-19-83 ..... El Paso ..... L.....34-40  
 09-10-88 ..... El Paso ..... L.....21-48  
 09-11-04 ..... El Paso ..... L.....0-32

### WASHINGTON

Overall: 0-1  
 In Seattle: 0-1  
 08-31-24 ..... Seattle ..... L.....3-35

### WESTERN ILLINOIS

Overall: 1-2  
 In Ogden: 1-1  
 In Macomb: 0-1  
 09-20-75 ..... Ogden ..... L.....10-19  
 09-18-76 ..... Macomb ..... L.....19-21  
 11-25-17 ..... #Ogden..... W ...21-19  
 # FCS Playoffs

### WESTERN MICHIGAN

Overall: 0-1  
 In Kalamazoo: 0-1  
 08-31-95 ..... Kalamazoo ..... L.....21-28

### WESTERN NEW MEXICO

Overall: 1-0  
 In Ogden: 1-0  
 11-04-00 ..... Ogden..... W ...41-10

### WESTERN OREGON

Overall: 1-0  
 In Ogden: 1-0  
 09-01-22 ..... Ogden..... W ...41-5

### WESTERN STATE

Overall: 11-3  
 In Ogden: 10-2  
 In Gunnison: 1-1-0  
 09-22-62 ..... Gunnison..... L.....6-26  
 11-16-63 ..... Ogden ..... L.....6-19  
 10-31-64 ..... Ogden ..... L.....0-7  
 10-30-65 ..... Ogden..... L.....14-7  
 11-05-66 ..... Gunnison ..... W ...42-7  
 11-18-67 ..... Ogden..... W ...20-0  
 09-05-87 ..... Ogden..... W ...40-10  
 09-14-96 ..... Ogden..... W ...36-3  
 09-06-97 ..... Ogden..... W ...29-13  
 09-02-99 ..... Ogden..... W ...33-3  
 08-31-00 ..... Ogden..... W ...44-13  
 09-14-02 ..... Ogden..... W ...44-0  
 08-30-03 ..... Ogden..... W ...38-13  
 09-03-05 ..... Ogden..... W ...61-0

### WHITWORTH

Overall: 1-0  
 In Ogden: 1-0  
 10-16-65 ..... Ogden..... W ...44-13

### WILLIAM & MARY

Overall: 0-1  
 In Williamsburg: 0-1  
 11-28-09 ..... #Williamsburg ... L.....0-38  
 # FCS Playoffs

### WISCONSIN - OSHKOSH

Overall: 1-0  
 In Ogden: 1-0  
 09-12-70 ..... Ogden..... W ...60-0

### WYOMING

Overall: 0-4  
 In Laramie: 0-4  
 10-20-90 ..... Laramie ..... L.....12-21  
 09-11-99 ..... Laramie ..... L.....16-41  
 09-05-09 ..... Laramie ..... L.....22-29  
 09-03-11 ..... Laramie ..... L.....32-35

### MOST GAMES AGAINST

1. Idaho State.....65
2. Montana .....58
- Montana State.....58
4. Northern Arizona .....57
5. Portland State .....39
6. Eastern Washington .....38
7. Idaho .....35
8. Boise State.....30
9. Southern Utah .....29
10. Sacramento State .....26

### MOST WINS AGAINST

1. Idaho State.....49
2. Northern Arizona .....28
3. Portland State .....24
4. Montana State.....23
5. Southern Utah .....21
6. Eastern Washington .....18
- Montana .....18
8. Sacramento State .....16
9. Idaho .....15
10. Northern Colorado.....11
- Western State.....11



# WILDCAT FOOTBALL



## WEBER STATE IN THE NATIONAL POLLS

1980	
Date	Associated Press
Oct. 1	9th
Oct. 8	6th
Oct. 15	5th

1981	
Date	Associated Press
Oct. 6	9th
Oct. 13	9th

1983	
Date	Associated Press
Oct. 18	17th

1987	
Date	I-AA Committee
Oct. 13	13th
Oct. 20	10th
Oct. 27	7th
Nov. 3	13th
Nov. 10	13th
Nov. 17	11th
Nov. 24	10th

1990	
Date	I-AA Committee
Oct. 9	18th

1991	
Date	I-AA poll
Oct. 15	18th
Nov. 12	20th
Nov. 19	16th
Nov. 26	15th

1996	
Date	Sports Network
Preseason	22nd
Sept. 3	23rd
Sept. 10	20th
Sept. 17	17th
Sept. 24	14th
Oct. 1	18th
Oct. 8	21st

1997	
Date	Sports Network
Sept. 16	24th

1998	
Date	Sports Network
Sept. 22	21st
Sept. 29	12th
Oct. 6	8th
Oct. 13	13th
Oct. 20	17th
Oct. 27	23rd

2000	
Date	Sports Network
Oct. 24	24th
Oct. 31	20th
Nov. 7	19th
Nov. 14	19th
Nov. 21	18th
Final	18th

2008		
Date	Sports Network	Coaches
Oct. 7	22nd	NR
Oct. 14	18th	20th
Oct. 21	16th	17th
Oct. 28	13th	13th
Nov. 4	9th	10th
Nov. 11	8th	8th
Nov. 18	8th	8th
Nov. 25	12th	12th
Final	7th	9th

2009		
Date	Sports Network	Coaches
Preseason	9th	9th
Sept. 8	11th	10th
Sept. 15	13th	12th
Sept. 22	11th	11th
Sept. 29	11th	11th
Oct. 6	21st	21st
Oct. 13	15th	15th
Oct. 20	16th	15th
Oct. 27	14th	13th
Nov. 3	19th	21st
Nov. 10	19th	22nd
Nov. 17	19th	20th
Nov. 24	15th	18th
Final	17th	17th

2010		
Date	Sports Network	Coaches
Preseason	19th	18th
Sept. 7	20th	19th
Sept. 14	21st	20th

2016		
Date	STATS	Coaches
Nov. 21	25th	22nd
Final	25th	24th

2017		
Date	STATS	Coaches
Preseason	--	22nd
Sept. 4	25th	20th
Sept. 11	--	21st
Sept. 18	23rd	18th
Sept. 25	20th	18th
Oct. 2	19th	16th
Oct. 9	18th	16th
Oct. 16	23rd	23rd
Oct. 23	--	22nd
Oct. 30	19th	14th
Nov. 6	14th	12th

Nov. 13	12th	9th
Nov. 19	11th	8th
Final	5th	5th

2018		
Date	STATS	Coaches
Preseason	8th	8th
Sept. 3	10th	13th
Sept. 10	11th	13th
Sept. 17	7th	8th
Sept. 24	6th	7th
Oct. 1	6th	7th
Oct. 8	13th	13th
Oct. 15	7th	9th
Oct. 22	4th	5th
Oct. 29	4th	5th
Nov. 5	3rd	4th
Nov. 12	3rd	4th
Nov. 18	3rd	4th
Final	6th	6th

2019		
Date	STATS	Coaches
Preseason	8th	9th
Sept. 2	7th	8th
Sept. 9	6th	6th
Sept. 16	6th	7th
Sept. 23	5th	6th
Sept. 30	4th	5th
Oct. 7	4th	5th
Oct. 14	4th	5th
Oct. 21	4th	5th
Oct. 28	3rd	3rd
Nov. 4	3rd	3rd
Nov. 11	3rd	3rd
Nov. 18	6th	7th
Nov. 24	4th	4th
Final	3rd	3rd

SPRING 2021		
Date	STATS	Coaches
Preseason	4th	3rd
Feb. 22	4th	n/a
March 1	2nd	n/a
March 8	2nd	n/a
March 15	3rd	3rd
March 22	3rd	2nd
March 29	3rd	2nd
April 5	3rd	2nd
April 12	3rd	2nd
April 19	3rd	3rd
Final	9th	8th





## WEBER STATE IN THE NATIONAL POLLS

2021		
Date	STATS	Coaches
Preseason	6th	6th
Sept. 6	10th	10th
Sept. 13	9th	8th
Sept. 20	14th	15th
Sept. 27	19th	18th
Oct. 4	19th	18th
Oct. 11	19th	18th
Oct. 18	--	--
Oct. 25	23rd	t23rd
Nov. 1	24th	24th

2022		
Date	STATS	Coaches
Preseason	20th	20th
Sept. 5	16th	17th
Sept. 12	12th	13th
Sept. 19	12th	12th
Sept. 26	8th	7th
Oct. 3	7th	7th
Oct. 10	6th	6th
Oct. 17	5th	5th
Oct. 24	5th	7th
Oct. 31	5th	6th
Nov. 7	7th	10th
Nov. 14	7th	10th
Nov. 21	9th	10th
Final	9th	9th

2023		
Date	STATS	Coaches
Preseason	13th	10th
Sept. 4	12th	9th
Sept. 10	9th	7th
Sept. 18	10th	8th
Sept. 25	13th	14th
Oct. 2	13th	14th
Oct. 9	22nd	23rd

2024		
Date	STATS	Coaches
Preseason	22nd	---
Sept. 2	24th	---
Sept. 9	20th	25th
Sept. 23	25th	---
Oct. 7	20th	23rd




# WILDCAT FOOTBALL



## ALL-TIME WEBER STATE NFL DRAFT PICKS

<u>Year</u>	<u>Player</u>	<u>Round</u>	<u>Selection</u>	<u>Team</u>
1967	Ron McCall	2	40	San Diego Chargers
1967	Lew Kamanu	4	88	Detroit Lions
1967	Tim Jones	6	141	Detroit Lions
1967	Bill Rogers	16	403	Chicago Bears
1968	Lee White	1	17	New York Jets
1968	Jim Schmedding	6	154	Chicago Bears
1968	Steve Holloway	8	196	Denver Broncos
1968	John Knight	9	228	Pittsburgh Steelers
1968	Steve Hanrahan	9	246	Cincinnati Bengals
1968	Henry Owens	11	290	New York Jets
1969	Halvor Hagen	3	74	Dallas Cowboys
1969	Stuart Gotlieb	10	258	Dallas Cowboys
1969	Steve Smith	14	351	New York Giants
1970	Randy Montgomery	7	167	Denver Broncos
1970	Carter Campbell	8	191	San Francisco 49ers
1970	Russ Melby	10	248	Green Bay Packers
1971	Henry Reed	10	252	New York Giants
1971	Bob Pollard	11	262	New Orleans Saints
1972	Dave Taylor	9	231	Kansas City Chiefs
1972	Randy McDougall	12	292	Denver Broncos
1972	Jamie Nunez	13	329	Los Angeles Rams
1973	Jon Knoble	5	125	San Diego Chargers
1973	Richard Watkins	13	314	New Orleans Saints
1973	Jerry Bond	15	375	Los Angeles Rams
1975	Dave Benson	14	359	Washington Redskins
1977	Rob Bockwoldt	8	218	Los Angeles Rams
1984	Sam Slater	7	189	Seattle Seahawks
1989	Jeff Carlson	4	102	Los Angeles Rams
1995	Tau Pupua	5	136	Cleveland Browns
1998	Cam Quayle	7	241*	Baltimore Ravens
1999	Scott Shields	2	59	Pittsburgh Steelers
1999	Anthony Parker	4	99	San Francisco 49ers
2006	Paul McQuistan	3	69	Oakland Raiders
2006	Pat McQuistan	7	211	Dallas Cowboys
2008	David Hale	4	133	Baltimore Ravens
2009	J.D. Folsom	7	214	Miami Dolphins
2010	Tim Toone	7	255*	Detroit Lions
2018	Taron Johnson	4	121	Buffalo Bills



**Lee White**



**Scott Shields**




**Tim Toone**

\*Last pick of draft (Mr. Irrelevant)



## ALL-TIME CANADIAN FOOTBALL LEAGUE DRAFT PICKS

<u>Year</u>	<u>Player</u>	<u>Round</u>	<u>Selection</u>	<u>Team</u>
1973	Terry Bolych	Ex.	---	Saskatchewan Roughriders
1974	Ken McEachern	Ex.	---	Saskatchewan Roughriders
1976	Bill Norton	Ex.	---	BC Lions
1979	Doug Battershill	Ex.	---	Calgary Stampeders
1980	Dale Getty	Ex.	---	Edmonton Eskimos
1983	Kevin Lapa	2	14	BC Lions
1985	Rick Ryan	1	7	BC Lions
1985	Wes Cooper	3	20	Calgary Stampeders
1988	Ray Goerke	8	57	Ottawa Rough Riders
1989	Gerald Wilcox	1	1	Ottawa Rough Riders
1990	Brent Chuhaniuk	2	16	Sasatchewan Roughriders
1991	Geoff Mitchell	3	19	Ottawa Rough Riders
1992	Bruce Covernton	1	1	Calgary Stampeders
1992	Tom Stackaruk	3	21	Winnipeg Blue Bombers
1992	Rob Trebilcock	5	35	Winnipeg Blue Bombers
1993	Dwight Richards	2	10	Ottawa Rough Riders
1994	Trevor Shaw	1	6	BC Lions
1994	Pat McNerney	2	21	Edmonton Eskimos
1994	Ken Rayner	3	26	Calgary Stampeders
1994	Obie Spanic	4	31	Ottawa Rough Riders
1995	Rob Hitchcock	3	17	Hamilton Tiger-Cats
1997	Ian Franklin	1	3	Edmonton Eskimos
2000	Richard Clarke	2	11	Toronto Argonauts
2003	Randy Spencer	1	8	Edmonton Eskimos
2008	Dimitri Tsoumpas	1	2	Calgary Stampeders
2009	Eric Lee	5	36	Edmonton Eskimos
2011	Tyrell Francisco	5	36	Hamilton Tiger-Cats



**Bruce Covernton**



**Dimitri Tsoumpas**



# WILDCAT FOOTBALL



## WILDCAT ALL-AMERICANS

The following Weber State football players were selections on the major All-America College Division Football Teams (Associated Press, United Press International, Football Writers Association of America, Sporting News, Newspaper Enterprise Association, Time Magazine, American Football Coaches Association, Kodak, The Sports Network, Football Gazette, Walter Camp, ESPN/Sportsticker, College Sporting News, FCS Central, and HERO Sports).

<u>Year</u>	<u>Player</u>	<u>Pos.</u>	<u>Team</u>	<u>Year</u>	<u>Player</u>	<u>Pos.</u>	<u>Team</u>
1965	Sid Otton	OT	2nd	2008	Kevin Linehan	DE	HM
	Bruce Handley	OG	HM		Marcus Mailei	FB	HM
1966	Ron McCall	LB	1st		Josh Morris	CB	HM
	1967	Jim Schmeeding	OG	1st	2009	Josh Morris	CB
Lee White		FB	1st	Kyle Mutcher		C	1st
1968	Roger Trincherro	LB	HM		Tim Toone	WR	1st
	1969	Carter Campbell	DT	1st	Bo Bolen	FB	2nd
1970		Henry Reed	DT	1st	2010	J.C. Oram	OG
	1971	Dave Taylor	OT	1st		Vai Tafuna	FB
1976		Rod Bockwoldt	QB	2nd		Joe Collins	WR
	1977	Dennis Duncanson	DB	1st	2011	J.C. Oram	OG
1978		Dennis Duncanson	DB	1st		2015	Joe Hawkins
		Randy Jordan	WR	1st	2016	Andrew Vollert	TE
1980	Mike Humiston	LB	1st	2017	Xequille Harry	PR	1st
	1981	Danny Rich	LB		1st	Taron Johnson	CB
1989		Peter Macon	TE	1st	Brady May	FB/ST	1st
		Mike Babb	DB	2nd	Rashid Shaheed	KR	1st
	Brent Chuhaniuk	P	2nd	Trey Tuttle	K	1st	
1990	Jamie Martin	QB	1st		LeGrand Toia	LB	2nd
	Trevor Shaw	TE	2nd		Andrew Vollert	TE	2nd
1991	Bruce Covernton	OT	1st		Iosua Opetia	OL	3rd
	Jamie Martin	QB	1st	2018	Brady May	ST	1st
	Alfred Pupunu	TE	1st		Iosua Opetia	OL	1st
	Geoff Mitchell	RB	HM		LeGrand Toia	LB	1st
1993	Rob Hitchcock	DB	2nd		Rashid Shaheed	KR	2nd
	Pat McNerney	TE	2nd		Josh Davis	RB	3rd
1994	Rob Hitchcock	DB	2nd		Adam Rodriguez	DL	3rd
	1995	Pokey Eckford	WR	1st		Filipe Sitake	DL
Scott Shields		PK	2nd	2019	Jonah Williams	DL	1st
1996	Cam Quayle	TE	1st		Trey Tuttle	K	2nd
	Scott Shields	PK	1st		Josh Davis	RB	3rd
1997	Cam Quayle	TE	1st		Adam Rodriguez	DL	3rd
	Scott Shields	P/K/DB	1st	2020-21	Conner Mortensen	LB	1st
1998	Scott Shields	P/K/DB	1st		Ty Whitworth	OL	1st
	2000	Ryan Prince	TE	1st		Rashid Shaheed	KR
2003		Brady Fosmark	DE	2nd		Preston Smith	S
		Nick Chourmos	RB	3rd	2021	Rashid Shaheed	KR
	Matt McFadden	LB	3rd	2022		Maxwell Anderson	CB
2004	Brady Fosmark	DE	1st		Eddie Heckard	CB	1st
		Joe Johnson	K	1st	Abraham Williams	KR	1st
2005	Paul McQuistan	OT	1st		Noah Atagi	OL	3rd
	Brady Fosmark	DE	2nd		Winston Reid	LB	3rd
2006	David Hale	OT	2nd	2023	Noah Atagi	OL	1st
	2007	David Hale	OT		2nd	Winston Reid	LB
		Bryant Eteuati	KR	HM	Maxwell Anderson	CB	2nd
	Trevyn Smith	RB	HM	Jack Burgess	P	2nd	
2008	Trevyn Smith	RB	2nd		Abraham Williams	KR	3rd
	Tim Toone	WR	2nd	2024	Kemari Munier-Bailey	DE	3rd
Paul Carpenter	T	3rd	Kyle Thompson		K	HM	
	Beau Hadley	S	3rd				
	Cameron Higgins	QB	3rd				
	Cody Nakamura	TE	3rd				
	Bryce Scanlon	DT	3rd				



## WILDCAT ALL-AMERICANS

Player	Year	Pos.	Highest Team	Player	Year	Pos.	Highest Team
Maxwell Anderson	22, 23	CB	1st	Paul McQuistan	05	OT	1st
Noah Atagi	22, 23	OL	1st	Geoff Mitchell	89	RB	HM
Mike Babb	89	DB	2nd	Josh Morris	08, 09	CB	1st, HM
Rod Bockwoldt	76	QB	2nd	Conner Mortensen	20-21	LB	1st, 2nd
Bo Bolen	09	FB	2nd	Kemari Munier-Bailey	24	DE	3rd
Jack Burgess	23	P	2nd	Kyle Mutcher	09	C	1st
Carter Campbell	69	DT	1st	Cody Nakamura	08	TE	3rd
Paul Carpenter	08	T	3rd	Iosua Opeta	17, 18	OL	1st, 2nd, 3rd
Nick Chournos	03	RB	3rd	J.C. Oram	10, 11	OG	1st, 2nd
Brent Chuhaniuk	89	P	2nd	Sid Otton	65	OT	2nd
Joe Collins	10	WR	3rd	Ryan Prince	00	TE	1st
Bruce Covernton	91	OT	1st	Alfred Pupunu	91	TE	1st
Josh Davis	18, 19	RB	3rd	Cam Quayle	96, 97	TE	1st
Dennis Duncanson	77, 78	DB	1st, 2nd	Winston Reid	22, 23	LB	1st
Pokey Eckford	95	WR	1st, 2nd	Danny Rich	81	LB	1st
Bryant Eteuati	07	KR	HM	Henry Reed	70	DT	1st
Brady Fosmark	03, 04, 05	DE	1st, 2nd	Adam Rodriguez	18, 19	DL	3rd
Beau Hadley	08	S	3rd	Bryce Scanlon	08	DT	3rd
David Hale	06, 07	OT	2nd	Jim Schmeeding	67	OG	1st
Bruce Handley	66	OG	HM	Rashid Shaheed	17, 18, 20, 21	KR	1st, 2nd, 3rd
Xequille Harry	17	PR	1st, 2nd	Trevor Shaw	90	TE	2nd
Joe Hawkins	15	C	1st	Scott Shields	95, 96, 97	PK	1st, 2nd
Eddie Heckard	22	CB	1st	Filipe Sitake	18	DL	3rd
Cameron Higgins	08	QB	3rd	Preston Smith	20-21	S	2nd
Rob Hitchcock	93, 94	DB	2nd	Trevyn Smith	07, 08	RB	HM, 2nd
Mike Humiston	80	LB	1st	Vai Tafuna	10	FB	2nd
Joe Johnson	04	K	1st	Dave Taylor	71	OT	1st
Taron Johnson	17	CB	1st	Kyle Thompson	24	K	HM
Randy Jordan	78	WR	1st	LeGrand Toia	17, 18	LB	1st, 2nd
Kevin Linehan	08	LB	HM	Tim Toone	08, 09	WR	1st, 2nd
Peter Macon	89	TE	1st	Roger Trincherro	68	LB	HM
Marcus Mailei	08	FB	HM	Trey Tuttle	17, 19	K	1st, 2nd
Jamie Martin	90, 91	QB	1st	Andrew Vollert	16, 17	TE	2nd, 3rd
Brady May	17, 18	ST	1st	Abraham Williams	22, 23	KR	1st
Ron McCall	66	LB	1st	Jonah Williams	19	DL	1st
Matt McFadden	03	LB	3rd	Lee White	67	FB	1st
Pat McNerney	93	TE	2nd	Ty Whitworth	20-21	OL	1st, 2nd



Dennis Duncanson



Tim Toone



David Hale



Lee White



## ALL-TIME WILDCAT HONORS

### Walter Payton Award (National Player of the Year)

Jamie Martin ..... 1991

### Jerry Rice Award (National Freshman of the Year)

Josh Davis ..... 2018



Josh Davis won the Jerry Rice Award in 2018.

### Big Sky Offensive MVP

Jamie Martin ..... 1990  
Jamie Martin ..... 1991  
Cameron Higgins ..... 2008

### Big Sky Defensive MVP

Mike Humiston ..... 1980  
Scott Shields ..... 1998  
Brady Fosmark ..... 2004  
Taron Johnson ..... 2017  
Jonah Williams ..... 2019  
Conner Mortensen ..... 2020-21

### Big Sky Freshman of the Year

Josh Davis ..... 2018  
Dontae McMillan ..... 2020-21

### Big Sky Top Newcomer

Milt Myers ..... 1981  
Fine Unga ..... 1987  
Cameron Higgins ..... 2007  
Andrew Vollert ..... 2016

### Big Sky Coach of the Year

Sark Arslanian ..... 1965  
Mike Price ..... 1987  
Jerry Graybeal ..... 2003  
Ron McBride ..... 2008  
Jay Hill ..... 2020-21

### Four-time Big Sky All-Conference First Team

Noah Atagi ..... 2020-21, 2021, 2022, 2023  
Rashid Shaheed ..... 2017, 2018, 2020-21, 2021  
Scott Shields ..... 1995, 1996, 1997, 1998  
Trevyn Smith ..... 2006, 2007, 2008, 2009

### Three-time Big Sky All-Conference First Team

Brady Fosmark ..... 2003, 2004, 2005  
Josh Davis ..... 2018, 2019, 2020-21  
Jared Schiess ..... 2019, 2020-21, 2021  
Ty Whitworth ..... 2018, 2019, 2020-21  
Eddie Heckard ..... 2020-21, 2021, 2022

### Two-time Big Sky All-Conference First Team

Tim Jones ..... 1965, 1966  
Jim Mann ..... 1965, 1966  
Tony Mackinnon ..... 1965, 1966  
Jim Schmedding ..... 1966, 1967  
Lee White ..... 1966, 1967  
Carter Campbell ..... 1968, 1969  
Morris Bledsoe ..... 1977, 1978  
Dennis Duncanson ..... 1977, 1978  
Mark Massey ..... 1979, 1980  
Otto Ribary ..... 1978, 1979  
Danny Rich ..... 1980, 1981  
Bruce Covernton ..... 1990, 1991  
Jamie Martin ..... 1990, 1991  
Cam Quayle ..... 1996, 1997  
Matt McFadden ..... 2001, 2003  
Bryant Eteuati ..... 2006, 2007  
David Hale ..... 2006, 2007  
Bryce Scanlon ..... 2007, 2008  
Kevin Linehan ..... 2008, 2009  
Marcus Mailei ..... 2008, 2009  
Josh Morris ..... 2008, 2009  
Kyle Mutcher ..... 2008, 2009  
Tim Toone ..... 2008, 2009  
J.C. Oram ..... 2010, 2011  
Nick Webb ..... 2010, 2011  
Andrew Vollert ..... 2016, 2017  
Brady May ..... 2017, 2018  
Iosua Opeta ..... 2017, 2018  
LeGrand Toia ..... 2017, 2018  
Conner Mortensen ..... 2020-21, 2021  
Maxwell Anderson ..... 2022, 2023  
Winston Reid ..... 2022, 2023  
Abraham Williams ..... 2022, 2023



## BIG SKY ALL-CONFERENCE TEAMS

**1963**  
**First Team**  
 Lynn Corbridge DE  
 Ron Trussell OT  
 Frank Bentley FB

**Second Team**  
 Gary Hansen G  
 Dick Pruitt HB

**1964**  
**First Team**  
 Dennis Anderson DE  
**Second Team**  
 Dick Pruitt HB

**1965**  
**Offense**  
 Jim Mann OG  
 Tim Jones QB  
 Henry Owens RB  
**Defense**  
 Tony Mackinnon DE  
 Sid Otten DT  
 Mitch Gainer S

**1966**  
**Offense**  
 Tony Mackinnon Sr. DE  
 Jim Schmedding Jr. OT  
 Jim Mann Sr. OG  
 Tim Jones Sr. QB  
 Lee White Jr. RB  
 Phill Tuckett Jr. RB  
**Defense**  
 Ron McCall Sr. DE  
 Lew Kamanu Sr. DT  
 Danny Litzenberger Jr. LB

**1967**  
**Offense**  
 Jim Schmedding Sr. OG  
 Lee White Sr. RB  
**Defense**  
 Steve Hanrahan Sr. DT  
 Steve Halloway Sr. DB  
 Bill Rogers Sr. S

**1968**  
**Offense**  
 Pete Davis Sr. DE  
 Jim Massey Jr. OG  
**Defense**  
 Greg Crowshaw Jr. DE  
 Halvor Hagen Sr. DT  
 Carter Campbell Jr. DE  
 Roger Trincher Sr. LB

**1969**  
**Offense**  
 Sam Gipson Sr. RB  
**Defense**  
 Russel Melby Sr. DE  
 Carter Campbell Sr. DE  
 Jerry Williams Sr. DB

**1970**  
**Offense**  
 Rich Nielsen Sr. OL  
 Clayton Anquin Jr. OT  
 Polo Afuvai Sr. OG  
 Dave Flynt Sr. OG  
**Defense**  
 Henry Reed Sr. DE  
 Bob Wilson Sr. CB

**1971**  
**Offense**  
 Steve Okoniewski Sr. OT  
 Jim Campasano Sr. OG  
 Jim Nichols Jr. FB  
**Defense**  
 Don Ritchey Sr. DT

**1972**  
**Offense**  
 Rich Watkins Sr. OG  
 Al Butler Sr. HB  
**Defense**  
 John Knoble Sr. LB

**1973**  
**Offense**  
 Brian Gladwell Jr. FB  
**Defense**  
 Dave Benson Jr. DE

**1974**  
**Offense**  
 Luther Parker Sr. OT

**1975**  
**Defense**  
 Ed Spann Sr. DL  
 Dannie Marelli Sr. P

**1976**  
**Defense**  
 Doug Battershill So. DB

**1977**  
**Offense**  
 Tim Coleman Sr. WR  
 Kent Critchlow Jr. TE  
 Morris Bledsoe Jr. QB

**Defense**  
 Tim Evans Jr. LB  
 Dennis Duncanson Jr. DB

**1978**  
**Offense**  
 Randy Jordan Sr. WR  
 Morris Bledsoe Sr. QB  
**Defense**  
 Otto Ribary Jr. LB  
 Dennis Duncanson Sr. DB

**1979**  
**Offense**  
 Curt Miller So. WR  
 Tim Small Fr. OT  
**Defense**  
 Otto Ribary Sr. LB

**1980**  
**Defense**  
 Danny Rich Jr. LB

**1981**  
**Offense**  
 Eric Allen Sr. WR  
**Defense**  
 Curt McGhan Sr. DL  
 Danny Rich Sr. LB

**1982**  
**Defense**  
 Elbert Gray Sr. DB

**1983**  
**Offense**  
 Sam Slater Sr. OT  
 Dennis Rogan Sr. RB

**1984**  
 none

**1985**  
**Offense**  
 Craig Slama Sr. TE  
 Dave Stireman Sr. QB

**1986**  
**Defense**  
 Russell Griffith P Sr.

**1987**  
**Offense**  
 Fine Unga Jr. RB  
**Defense**  
 Robb Akey Sr. LB  
 Vernell Quinn Sr. LB

**1988**  
**Offense**  
 Kelvin Dexter So. OG  
 Fine Unga Sr. RB

**Defense**  
 Taani Tai Sr. LB

**1989**  
**Offense**  
 Peter Macon Sr. TE

**1990**  
**Offense**  
 Bruce Coverton Jr. OT  
 Kelvin Dexter Sr. OG  
 Jamie Martin So. QB  
 George Jackson Sr. RB

**1991**  
**Offense**  
 Bruce Coverton Sr. OL  
 Al Pupunu Sr. TE  
 Jamie Martin Jr. QB  
 Geoff Mitchell Sr. RB

**Defense**  
 Frederick X So. DB

**1992**  
**First Team Offense**  
 Paul Kongaika Sr. OG  
 Dwight Richards Sr. RB

**Second Team Offense**  
 Jamie Martin Sr. QB  
**Second Team Defense**  
 Mark Hood Jr. DB

**1993**  
**First Team Offense**  
 Pat Mc Nerney Jr. TE  
 Markeith Ross Jr. RB  
**Second Team Offense**  
 Miller Atagi Sr. OG  
**Second Team Defense**  
 Jantz Afuvai Sr. LB  
 Derrick Beaty Jr. DB  
 Roy Hudson Sr. P

**1994**  
**First Team Defense**  
 Obie Spanic Sr. DL  
 Rob Hitchcock Sr. LB  
 Derrick Beaty Sr. DB  
**Second Team Offense**  
 Pat Mc Nerney Sr. TE

**1995**  
**First Team Offense**  
 Pokey Eckford Sr. WR  
 Scott Shields Fr. K  
**Second Team Offense**  
 Bryan Martin Sr. QB



# WILDCAT FOOTBALL



## BIG SKY ALL-CONFERENCE TEAMS

### 1996

#### First Team Offense

Cam Quayle Jr. TE  
 Scott Shields So. K

#### First Team Defense

Ian Franklin Sr. CB  
 Scott Shields So. P

#### Second Team Offense

Taurus McGhee Jr. WR  
 Kyle Stevens Sr. OT  
 Clemente Sainten Sr. RB

#### Second Team Defense

Weston Weaver Sr. DL  
 David Strohshine So. LB  
 Scott Shields So. S

### 1997

#### First Team Offense

Taurus McGhee Sr. WR  
 Cam Quayle Sr. TE  
 Scott Shields Jr. K

#### Second Team Defense

Weston Weaver Sr. DT  
 David Strohshine Jr. LB  
 Scott Shields Jr. S  
 Scott Shields Jr. P

### 1998

#### First Team Defense

Brian Edmisten Sr. DE  
 David Strohshine Sr. LB  
 Anthony Parker Sr. CB  
 Scott Shields Sr. S

#### Second Team Offense

Phil Bunch Sr. OT  
 Kris Jackson Sr. C  
 Morgan Welch Jr. RB  
 Scott Shields Sr. K

#### Second Team Defense

Scott Shields Sr. P

### 1999

#### Second Team Offense

Rick Judd Jr. OL

#### Second Team Defense

Jason Allen Jr. LB  
 Keenan Gordon Jr. S

### 2000

#### First Team Offense

Jon Jefferson Sr. WR  
 Ryan Prince Sr. TE

#### First Team Defense

Jason Allen Sr. LB

#### Second Team Offense

Rick Judd Sr. OG  
 Mike Minnoch Sr. K

#### Second Team Defense

Keenan Gordon Sr. S

### 2001

#### First Team Offense

Damion Wright Sr. OT

#### First Team Defense

Matt McFadden So. LB

#### Second Team Offense

Damon Greenberry Sr. WR  
 Johnnie Gray III Sr. RB

### 2002

#### First Team Offense

Ben Olson Sr. C

#### Second Team Defense

Matt McFadden Jr. LB

### 2003

#### First Team Offense

Jon Newman Sr. OG  
 Nick Chournos Jr. RB

#### First Team Defense

Brady Fosmark So. DE  
 Matt McFadden Sr. LB

#### Second Team Offense

Ahmad Milby Sr. C

#### Second Team Defense

Colton Swan Sr. LB

### 2004

#### First Team Defense

Brady Fosmark Jr. DE

#### Second Team Offense

Nick Chournos Sr. RB  
 Joe Johnson Jr. K

### 2005

#### First Team Offense

Paul McQuistan Sr. OT

#### First Team Defense

Shane Barkdull Sr. DT  
 Brady Fosmark Sr. DE  
 Dallas Drechsel Sr. S

#### Second Team Offense

Lynzell Jackson Sr. WR  
 Pat McQuistan Sr. OG

### 2006

#### First Team Offense

David Hale Jr. OT  
 Trevyn Smith Fr. RB  
 Bryant Eteuati So. KR

#### First Team Defense

Rio Stotler So. DT  
 Tyler DeBry Sr. LB  
 Bo Smith Sr. CB

### 2007

#### First Team Offense

David Hale Sr. OT  
 Trevyn Smith So. RB  
 Marcus Mailei Jr. FB  
 Bryant Eteuati Jr. KR

#### First Team Defense

Bryce Scanlon Jr. DT  
 Ty Sparrow Sr. S

#### Second Team Offense

Bryant Eteuati Jr. WR  
 Dimitri Tsoumpas Sr. OG

#### Second Team Defense

J.D. Folsom Jr. LB  
 Bryant Eteuati Jr. ST

### 2008

#### First Team Offense

Tim Toone Jr. WR  
 Paul Carpenter Sr. OT  
 Lawaia Naihe Sr. OG  
 Kyle Mutcher Jr. C  
 Cameron Higgins So. QB  
 Trevyn Smith Jr. RB  
 Marcus Mailei Sr. FB

#### First Team Defense

Bryce Scanlon Sr. DT  
 Kevin Linehan Jr. DE  
 J.D. Folsom Sr. LB  
 Josh Morris Jr. CB  
 Beau Hadley Jr. S

#### Second Team Offense

J.C. Oram Fr. OG  
 Cody Nakamura Jr. TE

### 2009

#### First Team Offense

Tim Toone Sr. WR  
 Kyle Mutcher Sr. C  
 Trevyn Smith Sr. RB  
 Tim Toone Sr. KR

#### First Team Defense

Kevin Linehan Sr. DE  
 Taylor Sedillo Jr. LB  
 Josh Morris Sr. CB  
 Mike Snoy Sr. P

#### Second Team Offense

Nestor Cruz Sr. OT  
 J.C. Oram So. OG  
 Bo Bolen Fr. FB

#### Second Team Defense

Beau Hadley Sr. S

### 2010

#### First Team Offense

Joe Collins Sr. WR  
 Caleb Turner Sr. OT  
 J.C. Oram Jr. OG  
 Vai Tafuna Sr. FB

#### First Team Defense

Nick Webb Jr. LB

#### Second Team Offense

Bo Bolen So. ST

#### Second Team Defense

Jordan Brown Sr. S

### 2011

#### First Team Offense

J.C. Oram Sr. C  
 Tevia Tolutau Fr. FB

#### First Team Defense

Nick Webb Sr. LB

#### Second Team Offense

Tytan Timoteo Jr. OG  
 Josh Booker So. RB

#### Second Team Defense

Trevor Pletcher Jr. DE  
 Josh Kealamakia So. P

### 2012

#### Second Team Defense

Anthony Morales Jr. LB

### 2013

#### Second Team Defense

Anthony Morales Sr. LB

### 2014

#### Second Team Offense

Shaydon Kehano Sr. WR

#### Third Team Offense

Bo Bolen Sr. FB

#### Third Team Defense

Dustin Martin Sr. DE

### 2015

#### First Team Offense

Joe Hawkins Sr. C

#### Second Team Offense

Cameron Young Jr. OG  
 Eric Wilkes So. RS

#### Second Team Defense

Tre'von Johnson Jr. LB  
 Emmett Tela So. LB  
 Devonte Johnson Sr. CB



## BIG SKY ALL-CONFERENCE TEAMS

### 2016

#### First Team Offense

Andrew Vollert Jr. TE

#### First Team Defense

Tre'von Johnson Sr. LB

#### Second Team Offense

Calvin Steyn Sr. OT

Cameron Young Sr. OG

#### Second Team Defense

Taron Johnson Jr. CB

Josh Burton Sr. S

Jacob DeMaio Jr. P

#### Third Team Offense

Jadrian Clark Sr. QB

Cory Thompson Sr. ST

Cory Thompson Sr. RS

### 2017

#### First Team Offense

Iosua Opeta Jr. OT

Andrew Vollert Sr. TE

Trey Tuttle Fr. K

Rashid Shaheed Fr. RS

#### First Team Defense

McKay Murphy Sr. DT

LeGrand Toia Jr. LB

Taron Johnson Sr. CB

Brady May Jr. ST

#### Second Team Offense

Brady May Jr. FB

#### Second Team Defense

Jonah Williams So. DE

Landon Stice Jr. LB

Xequille Harry Sr. CB

Jordan Preator Jr. S

#### Third Team Offense

Baron Bruce Jr. OG

Treshawn Garrett Jr. RB

Xequille Harry Sr. RS

#### Third Team Defense

Jacob DeMaio Sr. P

### 2018

#### First Team Offense

Iosua Opeta Sr. OT

Ty Whitworth So. OG

Josh Davis Fr. RB

Rashid Shaheed So. RS

#### First Team Defense

Filipe Sitake Sr. DT

Jonah Williams Jr. DE

Adam Rodriguez Jr. DE

Landon Stice Sr. LB

LeGrand Toia Sr. LB

Keilan Benjamin Sr. CB

Jordan Preator Sr. S

Jawian Harrison Sr. S

Brady May Sr. ST

#### Second Team Offense

Brady May Sr. FB

Trey Tuttle So. K

### Second Team Defense

Doug Lloyd Jr. P

### Third Team Defense

Auston Tesch Jr. LB

Parker Pretor Sr. CB

### 2019

#### First Team Offense

Josh Davis Fr. RB

Ty Whitworth Jr. OL

Clay Moss Jr. FB

#### First Team Defense

Jonah Williams Sr. DE

Jared Schiess Jr. DT

#### Second Team Offense

Trey Tuttle Jr. K

#### Second Team Defense

Adam Rodriguez Sr. DE

Auston Tesch Sr. LB

Eddie Heckard Fr. CB

Doug Lloyd Sr. P

#### Third Team Offense

Kevin Smith Jr. RB

Ben Bos Jr. C

#### Third Team Defense

George Tarlas So. DE

Preston Smith Jr. S

### 2020-21

#### First Team Offense

Noah Atagi So. OL

Josh Davis Jr. RB

Rashid Shaheed Sr. KR/PR

Ty Whitworth Sr. OL

#### First Team Defense

Eddie Heckard So. CB

Conner Mortensen Sr. LB

Jared Schiess Sr. DT

Preston Smith Sr. S

Desmond Williams Jr. S

#### Second Team Offense

Dontae McMillan Fr. RB

#### Second Team Defense

Sione Lapuaho Sr. DT

Sherwin Lavaka Sr. LB

George Tarlas Jr. DE

### 2021

#### First Team Offense

Noah Atagi So. OL

Rashid Shaheed Sr. KR

Rashid Shaheed Sr. PR

#### First Team Defense

Eddie Heckard So. DB

Conner Mortensen Sr. LB

Jared Schiess Sr. DT

#### Second Team Offense

Rashid Shaheed Sr. WR

#### Second Team Defense

Preston Smith Sr. DB

George Tarlas Jr. DE

#### Third Team Offense

Hayden Meacham So. TE

### 2022

#### First Team Offense

Noah Atagi Jr. OL

Abraham Williams So. KR

#### First Team Defense

Maxwell Anderson Jr. CB

Eddie Heckard Jr. CB

Winston Reid Jr. LB

#### Second Team Offense

Haze Hadley Jr. PR

Jordan Lutui Jr. OL

Ty MacPherson Sr. WR

#### Second Team Defense

Kalisi Moli Jr. DT

Desmond Williams Sr. S

#### Third Team Offense

Ethan Atagi Jr. OL

Dontae McMillan So. RB

### 2023

#### First Team Offense

Noah Atagi Sr. OL

Abraham Williams Jr. KR

#### First Team Defense

Maxwell Anderson Sr. CB

Jack Kelly So. LB

Winston Reid Sr. LB

#### Second Team Offense

Jordan Lutui Sr. OL

Hayden Meacham Sr. TE

#### Second Team Defense

Brayden Wilson So. DL

### 2024

#### Second Team Offense

Damon Bankston Jr. RB

Gavin Ortega Jr. OL

Jacob Sharp Sr. WR

#### Second Team Defense

Kemari Munier-Bailey Sr. DE



## RETIRED JERSEY - JAMIE MARTIN

### 1991 WALTER PAYTON TROPHY AWARD WINNER



In November 2014, Weber State retired the jersey of former Weber State stand-out quarterback Jamie Martin, making him the first athlete in any sport in Weber State history to have a jersey retired. His number 10 now hangs on the SkySuites at Stewart Stadium.

- 1991 Walter Payton Trophy Award Winner.
- Named one of the top 10 athletes in Big Sky Conference history.
- Played four years at Weber State (1989-92)
- Two-time All-American
- Weber State's all-time leader in total offense (12,287 yards)
- Ranks second in WSU history in career passing yards
- Threw for 12,207 yards and 87 touchdowns.
- Played 14 seasons in NFL with nine different teams.



Martin and head coach Dave Arslanian receiving the 1991 Payton Trophy



Martin played for nine NFL teams including the LA/St. Louis Rams





# RECORDS

Taron Johnson (2014-17)





# WILDCAT FOOTBALL



## TOTAL OFFENSE

### CAREER

	<u>NAME</u>	<u>PLAYS</u>	<u>RUSH</u>	<u>PASS</u>	<u>YARDS</u>	<u>TDs</u>	<u>YEARS</u>
1.	Jamie Martin	1,837	80	12,207	12,287	93	1989-92
2.	Cameron Higgins	1,681	-13	12,274	12,261	105	2007-10
3.	Jadrian Clark	1,083	758	5,810	6,568	45	2013-16
4.	Jeff Carlson	840	-268	6,147	5,879	49	1984-88
5.	Tim Bernal	1,076	-7	5,619	5,612	42	1981-83
6.	Bryan Martin	778	196	5,211	5,407	43	1992-95
7.	Bronson Barron	821	195	5,146	5,341	39	2020-22
8.	Dave Stireman	762	804	4,592	5,396	43	1984-85
9.	Mike Hoke	910	541	4,564	5,105	35	2009-12
10.	Trevyn Smith	997	5,029	0	5,029	52	2006-09



**Jamie Martin**

### SEASON

	<u>NAME</u>	<u>PLAYS</u>	<u>RUSH</u>	<u>PASS</u>	<u>YARDS</u>	<u>TDs</u>	<u>YEAR</u>
1.	#Cameron Higgins	520	-77	4,477	4,400*	38	2008
2.	%Jamie Martin	591	212	4,125	4,337	37	1991
3.	Dave Stireman	502	512	3,247	3,759	33	1985
4.	Jamie Martin	508	13	3,700	3,713	25	1990
5.	#Stefan Cantwell	534	597	2,978	3,575	33	2017
6.	!Jadrian Clark	533	293	3,028	3,321	25	2016
7.	!Cameron Higgins	488	-122	3,326	3,204	30	2009
8.	Jamie Martin	549	-72	3,207	3,129	22	1992
9.	Jeff Carlson	429	-118	3,044	2,926	21	1987
10.	Bryan Martin	439	22	2,799	2,821	23	1994

#14 games !12 games %11 games \*Big Sky single-season record



**Jadrian Clark**

### GAME

	<u>NAME</u>	<u>PLAYS</u>	<u>RUSH</u>	<u>PASS</u>	<u>YDS</u>	<u>TDs</u>	<u>OPPONENT</u>
1.	Jamie Martin	67	19	624	643	4	at Idaho State 1991
2.	Bryan Martin	59	92	522	614	6	Cal Poly 1995
3.	Dave Stireman	57	118	428	546	5	at Montana 1985
4.	Jamie Martin	66	-8	547	539	5	Montana State 1992
5.	#Brad Otton	48	-4	540	536	6	Northern Arizona 1993
6.	Dave Stireman	53	69	442	511	5	at Idaho State 1985
7.	Stefan Cantwell	64	61	431	492	2	at California 2017
8.	Jadrian Clark	66	50	416	466	4	at Southern Utah 2016
9.	Jamie Martin	53	-39	504	465	3	Montana 1990
10.	Steve Buck	57	20	436	456	2	Northern Arizona 1997
11.	Cameron Higgins	35	21	432	453	4	Idaho State 2007
12.	Jadrian Clark	47	71	380	451	2	Sacramento State 2016
13.	Jeff Carlson	42	16	434	450	6	Southern Utah 1988
	Jamie Martin	54	52	398	450	4	Idaho 1991

#NCAA Division I FCS Single Game Record for a Freshman



## TOTAL OFFENSE

### YEAR-BY-YEAR LEADERS

YR.	PLAYER	RUSH	PASS	TOT.
2024	Richie Muñoz	199	2,568	2,767
2023	Richie Muñoz	93	1,054	1,147
2022	Bronson Barron	202	2,529	2,731
2021	Bronson Barron	-68	1,520	1,432
20-21	Bronson Barron	61	1,071	1,132
2019	Jake Constantine	35	2,235	2,258
2018	Jake Constantine	-108	2,205	2,097
2017	Stefan Cantwell	597	2,978	3,575
2016	Jadrian Clark	293	3,028	3,321
2015	Jadrian Clark	265	1,875	2,140
2014	Billy Green	-116	2,055	1,939
2013	Austin Chipoletti	142	1,650	1,792
2012	Mike Hoke	267	2,065	2,332
2011	Mike Hoke	130	2,210	2,210
2010	Cameron Higgins	14	2,512	2,526
2009	Cameron Higgins	-122	3,326	3,204
2008	Cameron Higgins	-77	4,477	4,400
2007	Cameron Higgins	172	1,959	2,131
2006	Ian Pizarro	-5	1,197	1,192
2005	Ian Pizarro	56	2,357	2,413
2004	Ian Pizarro	41	1,038	1,079
2003	Nick Chournos	1,649	19	1,668
2002	Tate Bennett	-21	2,228	2,207
2001	Tyler Gladwell	-127	2,733	2,606
2000	Cole Cooper	-85	2,289	2,204
1999	Cole Cooper	94	1,829	1,923
1998	Morgan Welch	1,629	0	1,629
1997	Steve Buck	113	2,393	2,506
1996	Roger Cook	-80	3,207	3,127
1995	Bryan Martin	190	2,377	2,567
1994	Bryan Martin	22	2,799	2,821
1993	Brad Otton	-65	2,307	2,242
1992	Jamie Martin	-72	3,207	3,129
1991	Jamie Martin	212	4,125	4,337
1990	Jamie Martin	13	3,700	3,713
1989	Ryan Schmidt	-194	1,896	1,702
1988	Jeff Carlson	-150	2,968	2,818
1987	Jeff Carlson	-118	3,044	2,926
1986	Phil Cooper	-87	2,218	2,131
1985	Dave Stireman	512	3,247	3,759
1984	Dave Stireman	292	1,345	1,637
1983	Tim Bernal	-65	2,738	2,673
1982	Tim Bernal	91	2,431	2,522
1981	Milt Myers	6	1,911	1,917
1980	Bill Tantillo	-61	1,175	1,114
1979	Bill Kelly	-97	1,178	1,081
1978	Morris Bledsoe	-263	2,128	1,865
1977	Morris Bledsoe	-147	1,895	1,748
1976	Rod Bockwoldt	1	2,268	2,269
1975	Don Reddic	737	0	737
1974	Ross Goddard	-17	1,194	1,177
1973	Blaine Church	185	686	871
1972	Al Butler	545	0	545
1971	Al Butler	727	0	727
1970	Dale Mager	615	644	1,259
1969	Sam Gipson	987	67	1,054
1968	Paul Waite	-56	2,226	2,170
1967	Lee White	1,378	0	1,378
1966	Tim Jones	-57	1,737	1,680
1965	Tim Jones	115	848	963
1964	Ron Haun	-50	515	465
1963	Lynn Smith	81	1,185	1,266

### HIGHEST WSU

#### TOTAL OFFENSE GAMES

1.	876 (102 plays)	at Idaho State	1991
2.	828 (92 plays)	Northern Arizona	1993
3.	800 (94 plays)	at Montana	1985
4.	708 (78 plays)	Portland State	1965
	708 (86 plays)	Cal Poly	1995
5.	687 (82 plays)	Southern Utah	1985
	687 (93 plays)	at Portland State	2007

### LOWEST WSU

#### TOTAL OFFENSE GAMES

1.	52 (39 plays)	Idaho St.	1964
2.	59 (53 plays)	at Utah	2018
2.	86 (48 plays)	at Colorado State	2006
3.	92 (55 plays)	Montana State	1984
4.	109 (72 plays)	at BYU	1979

### HIGHEST OPPONENT

#### TOTAL OFFENSE GAMES

1.	717 (85 plays)	at Montana	1999
2.	716 (87 plays)	Idaho	1993
3.	707 (90 plays)	at Brigham Young	1979
4.	655 (81 plays)	at Idaho State	2014
5.	645 (79 plays)	at No. Arizona	1996

### LOWEST OPPONENT

#### TOTAL OFFENSE GAMES

1.	11 (53 plays)	Fort Lewis	2007
2.	52 (54 plays)	Montana	1966
3.	64 (47 plays)	at Oregon Tech	1963
4.	82 (60 plays)	Parsons	1970
5.	86 (55 plays)	E. Washington	1969
6.	95 (60 plays)	Western Oregon	2022

### TOP INDIVIDUAL

#### OPPONENT GAMES

1.	491	Dave Dickenson	at Montana	1995
2.	484	Drew Hubel	at Portland St.	2007
3.	478	Neil Lomax	at Portland St.	1980
4.	469	Brent Pease	Montana	1986
5.	452	Marty Mornhinweg	at Montana	1985
6.	449	Chris Vargas	at Nevada	1993
7.	448	Brady Attaway	Stephen F. Austin	2013
8.	430	Brad Lebo	at Montana	1991
9.	420	Seth Lobato	No. Colorado	2012
10.	416	Grady Bennett	Montana	1990



# WILDCAT FOOTBALL



## PASSING

### CAREER

	<u>NAME</u>	<u>YARDS</u>	<u>COMP-ATT. - INT.</u>	<u>PCT</u>	<u>TDs</u>	<u>YEARS</u>
1.	Cameron Higgins	12,274	935 - 1,511 - 53	.619	98	2007-10
2.	Jamie Martin	12,207	934 - 1,544 - 56	.605	87	1989-92
3.	Jeff Carlson	6,147	384 - 723 - 33	.531	47	1985-88
4.	Jadrian Clark	5,810	484 - 860 - 31	.563	40	2013-16
5.	Tim Bernal	5,619	509 - 912 - 26	.558	26	1981-83
6.	Bryan Martin	5,211	365 - 605 - 14	.603	37	1992-95
7.	Bronson Barron	5,146	407 - 688 - 14	.592	36	2020-22
8.	Ian Pizarro	4,600	331 - 637 - 21	.520	27	2003-06
9.	Dave Stireman	4,592	299 - 566 - 22	.528	31	1984-85
10.	Mike Hoke	4,564	391 - 648 - 14	.603	35	2009-12
11.	Roger Cook	4,451	395 - 643 - 15	.614	26	1995-96
12.	Jake Constantine	4,428	418 - 685 - 22	.610	33	2018-19
13.	Cole Cooper	4,118	311 - 549 - 22	.567	33	1999-00
14.	Morris Bledsoe	4,023	314 - 566 - 23	.555	23	1977-78
15.	Richie Muñoz	3,622	325 - 534 - 7	.609	34	2023-24
16.	Paul Waite	3,436	251 - 514 - 29	.488	28	1967-68
17.	Rod Bockwoldt	3,422	265 - 499 - 34	.531	23	1973-76
18.	Tate Bennett	3,347	269 - 478 - 19	.563	25	2000-03
19.	Stefan Cantwell	3,006	218 - 355 - 7	.614	26	2016-17
20.	Tyler Gladwell	2,963	216 - 389 - 9	.555	23	2000-01

### CAREER TOUCHDOWNS

1. Cameron Higgins ..... 98
2. Jamie Martin ..... 87
3. Jeff Carlson..... 47
4. Jadrian Clark..... 40
5. Bryan Martin..... 37
6. Bronson Barron..... 36
7. Mike Hoke ..... 35
8. Richie Muñoz ..... 34
9. Jake Constantine ..... 33
- Cole Cooper..... 33

### SEASON

	<u>NAME</u>	<u>YARDS</u>	<u>GMS</u>	<u>COMP-ATT. - INT.</u>	<u>PCT</u>	<u>TDs</u>	<u>PSEF</u>	<u>YEAR</u>
1.	Cameron Higgins	4,477	14	305 - 465 - 13	.656	36	166.4	2008
2.	Jamie Martin	4,125	11	310 - 500 - 17	.620	35	147.6	1991
3.	Jamie Martin	3,700	11	256 - 428 - 15	.598	23	143.2	1990
4.	Cameron Higgins	3,326	12	289 - 454 - 20	.637	30	138.2	2009
5.	Dave Stireman	3,247	11	206 - 378 - 18	.545	23	137.2	1985
6.	Jamie Martin	3,207	11	282 - 463 - 14	.609	20	127.3	1992
	Roger Cook	3,207	11	276 - 442 - 12	.624	20	132.9	1996
8.	Jeff Carlson	3,044	11	199 - 364 - 11	.547	19	136.1	1987
9.	Jadrian Clark	3,028	12	265 - 431 - 14	.615	23	131.6	2016
10.	Stefan Cantwell	2,978	14	216 - 352 - 7	.614	25	151.9	2017



**Cameron Higgins**

### GAME

	<u>NAME</u>	<u>YDS</u>	<u>COMP-ATT. - INT</u>	<u>PCT</u>	<u>TDs</u>	<u>OPPONENT</u>
1.	Jamie Martin	624	47 - 62 - 2	.758	4	at Idaho State 1991
2.	Jamie Martin	547	40 - 58 - 2	.690	5	Montana State 1992
3.	Brad Otton	540	25 - 44 - 0	.568	6	Northern Arizona 1993
4.	Bryan Martin	522	29 - 46 - 1	.630	5	Cal Poly 1995
5.	Jamie Martin	504	30 - 45 - 1	.600	3	Montana 1990
6.	Bryan Martin	502	29 - 40 - 1	.725	3	Eastern Washington 1995
7.	Dave Stireman	442	19 - 35 - 1	.529	4	at Idaho State 1985
8.	Jamie Martin	440	33 - 51 - 2	.647	7	Eastern Washington 1991
	Paul Waite	440	26 - 59 - 4	.441	6	at Idaho 1968
10.	Steve Buck	436	28 - 46 - 0	.609	2	Northern Arizona 1997
11.	Cameron Higgins	432	21 - 31 - 1	.677	4	Idaho State 2007
12.	Stefan Cantwell	431	25 - 44 - 0	.568	1	at California 2017
13.	Jeff Carlson	434	23 - 36 - 0	.639	6	Southern Utah 1988
14.	Dave Stireman	428	26 - 44 - 1	.591	2	at Montana 1985
15.	Jadrian Clark	416	31 - 52 - 1	.596	4	at Southern Utah 2016



**Bryan Martin**



## PASSING

### YEAR-BY-YEAR LEADERS

YR.	PLAYER	CMP	ATT	INT	YARDS	TD
2024	Richie Muñoz	235	387	6	2,568	24
2023	Richie Muñoz	90	147	1	1,054	10
2022	Bronson Barron	204	344	7	2,529	21
2021	Bronson Barron	129	212	5	1,520	8
20-21	Bronson Barron	72	130	2	1,071	7
2019	Jake Constantine	210	344	10	2,223	15
2018	Jake Constantine	208	341	12	2,205	18
2017	Stefan Cantwell	216	352	7	2,978	25
2016	Jadrian Clark	265	431	14	3,028	23
2015	Jadrian Clark	160	314	11	1,875	10
2014	Billy Green	194	318	8	2,055	11
2013	Austin Chipoletti	302	172	9	1,650	8
2012	Mike Hoke	341	197	9	2,065	13
2011	Mike Hoke	262	164	4	2,080	19
2010	Cameron Higgins	359	210	11	2,512	15
2009	Cameron Higgins	454	289	20	3,326	30
2008	Cameron Higgins	465	305	13	4,477	36
2007	Cameron Higgins	233	131	9	1,959	17
2006	Ian Pizarro	189	100	7	1,197	7
2005	Ian Pizarro	313	161	11	2,357	17
2004	Ian Pizarro	134	69	3	1,038	3
2003	Kyle Bauer	168	83	6	1,351	10
2002	Tate Bennett	311	181	11	2,228	16
2001	Tyler Gladwell	362	201	9	2,733	22
2000	Cole Cooper	302	179	12	2,289	20
1999	Cole Cooper	247	132	10	1,829	13
1998	Chris Wallace	216	101	9	1,358	4
1997	Steve Buck	299	149	9	2,393	15
1996	Roger Cook	442	276	12	3,207	20
1995	Bryan Martin	261	164	9	2,377	18
1994	Bryan Martin	337	199	5	2,799	19
1993	Brad Otton	314	183	10	2,307	15
1992	Jamie Martin	463	282	14	3,207	20
1991	Jamie Martin	500	310	17	4,215	35
1990	Jamie Martin	428	256	15	3,700	23
1989	Ryan Schmidt	295	151	13	1,896	9
1988	Jeff Carlson	352	180	22	2,968	26
1987	Jeff Carlson	364	199	11	3,044	19
1986	Phil Cooper	263	135	14	2,218	14
1985	Dave Stireman	378	206	18	3,247	23
1984	Dave Stireman	188	93	5	1,345	8
1983	Tim Bernal	383	218	10	2,738	14
1982	Tim Bernal	400	226	17	2,431	12
1981	Milt Myers	341	177	14	1,911	17
1980	Bill Tantilto	204	103	8	1,175	4
1979	Bill Kelly	184	88	12	1,178	8
1978	Morris Bledsoe	304	176	13	2,128	14
1977	Morris Bledsoe	262	138	10	1,895	9
1976	Rod Bockwoldt	313	183	21	2,268	17
1975	Rod Bockwoldt	91	44	5	668	2
1974	Ross Goddard	169	86	16	1,194	5
1973	Blaine Church	113	47	11	686	3
1972	John Edwards	30	8	1	246	1
1971	John Edwards	36	12	5	248	2
1970	Dale Mager	111	50	9	644	6
1969	Bob Quarry	71	35	3	416	1
1968	Paul Waite	296	144	21	2,226	21
1967	Paul Waite	218	107	8	1,210	7
1966	Tim Jones	226	130	13	1,737	11
1965	Tim Jones	108	57	7	848	8
1964	Ron Haun	76	39	5	515	3
1963	Lynn Smith	158	77	6	1,185	8

### HIGHEST WEBER STATE PASSING GAMES

1.	624	47-62-2	at Idaho State	1991
2.	575	27-47-0	Northern Arizona	1993
3.	522	29-46-1	Cal Poly	1995
4.	504	30-45-1	Montana	1990
5.	502	23-34-2	Adams State	1986

### LOWEST WEBER STATE PASSING GAMES

1.	-8	1-11-0	Idaho	1969
2.	0	0-2-0	at UNLV	1971
	0	0-3-1	Northern Arizona	1971
	0	0-3-0	Boise State	1971
5.	5	2-5-0	at Western State	1965

### HIGHEST OPPONENT PASSING GAMES

1.	538	43-73-1	at Portland State	1980
2.	514	38-48-0	at Montana	1995
3.	492	29-55-1	Cal Poly	1995
4.	485	35-56-0	at Portland State	2007
5.	482	28-52-2	at Brigham Young	1979

### LOWEST OPPONENT PASSING GAMES

1.	0	0-3-0	at UTEP	1983
	0	1-7-0	Montana	1973
	0	0-4-0	Montana	1971
	0	1-5-0	Montana	1967
5.	13	4-14-0	Fort Lewis	2007

### 450-YARD INDIVIDUAL OPPONENT GAMES

1.	493	36-46-0	Dave Dickenson	at Montana	1995
2.	485	35-56-0	Drew Hubel	at Portland State	2007
3.	474	32-55-1	Neil Lomax	at Portland State	1980
4.	466	29-53-2	Brad Lebo	at Montana	1991
5.	460	41-60-0	Brent Pease	Montana	1986
6.	452	31-52-0	Travis Brown	Northern Arizona	1997
7.	451	37-58-5	Chris Vargas	at Nevada	1993
8.	450	37-62-3	Brady Attaway	Stephen F. Austin	2013

### LONGEST PASS PLAYS

1.	97	Charlie Grayson -- Rick Bojak	at Boise State	1972
2.	96	Paul Waite -- Dave MacGillivray	Boise State	1968
3.	92	Bryan Martin -- Pokey Eckford	W. Montana	1994
4.	88	Bryan Martin -- Pokey Eckford	St. Mary's	1995
5.	87	Bryan Martin -- Joel Pelagio-Williams	Cal Poly	1995
6.	85	Paul Waite -- Emmett White, Sr.	at Idaho	1968
7.	84	John Edwards -- Dan Leisure	at Idaho State	1971
8.	83	Mike Hoke -- Shaydon Kehano	Idaho State	2011
9.	81	Stefan Cantwell -- Kevin Smith	at JMU	2017
	81	Paul Waite -- Randy Montgomery	at NAU	1968
11.	80	Mike Hoke -- Joe Collins	NAU	2010
	80	Cameron Higgins -- Mike Phillips	at EWU	2009



# WILDCAT FOOTBALL



## RUSHING

### CAREER YARDS

	<u>NAME</u>	<u>YARDS</u>	<u>ATTS.</u>	<u>TDs</u>	<u>YEARS</u>
1.	Trevyn Smith	5,029	997	43	2006-09
2.	Josh Davis	3,801	682	27	2017-22
3.	Nick Chournos	3,593	735	30	2001-04
4.	Lee White	3,062	648	34	1965-67
5.	Morgan Welch	2,637	507	24	1996-99
6.	Damon Bankston	2,324	391	22	2021-24
7.	Fine Unga	2,298	406	19	1987-88
8.	Bo Bolen	2,210	477	15	2009-14
9.	Jack Brown	2,189	472	25	1968-70
10.	Johnnie Gray III	2,167	442	22	2000-01
11.	Treshawn Garrett	2,139	468	19	2015-18
12.	Geoff Mitchell	2,078	445	31	1987-92
13.	Josh Booker	1,854	365	12	2010-13
14.	Henry Owens	1,739	298	25	1965-67
15.	Sean Sanders	1,705	407	36	1984-87
16.	George Jackson	1,680	376	16	1987-90
17.	Sam Gipson	1,671	374	17	1968-69
18.	Dontae McMillan	1,651	283	15	2020-22
19.	C.J. Tuckett	1,633	274	18	2009-12
20.	Eric Hill	1,566	421	8	1976-79
21.	Derek Poole	1,564	291	10	1997-99
22.	Vonn Robinson	1,454	382	13	1992-95
23.	Freddie Cook	1,449	295	17	1982-85
24.	Kelvin Matthews	1,432	316	11	1979-82
25.	Clemente Sainten	1,416	328	15	1995-96
26.	Don Reddic	1,333	299	8	1974-75
27.	Brian Gladwell	1,323	302	2	1973-74
28.	Kris Jackson	1,291	313	28	2018-23
29.	Al Butler	1,272	199	7	1971-72
30.	Kevin Smith	1,232	281	8	2016-22
31.	Dwight Richards	1,225	245	12	1990-92
32.	Markeith Ross	1,113	169	12	1993
33.	Mark Billmire	1,097	230	5	1975-77
34.	Zach Smith	1,079	213	4	2013-16

### SEASON YARDS

	<u>NAME</u>	<u>YARDS</u>	<u>G</u>	<u>ATT.</u>	<u>TD</u>	<u>YEAR</u>
1.	Nick Chournos	1,649	12	297	13	2003
2.	Morgan Welch	1,629	11	305	13	1998
3.	Trevyn Smith	1,585	14	295	21	2008
4.	Johnnie Gray III	1,571	11	305	15	2001
5.	Lee White	1,378	10	284	9	1967
6.	Josh Davis	1,362	12	250	9	2018
7.	Trevyn Smith	1,314	11	263	7	2007
8.	Fine Unga	1,266	11	233	13	1988
9.	Geoff Mitchell	1,170	11	239	24	1991
10.	Josh Davis	1,136	15	183	11	2019
11.	Trevyn Smith	1,129	11	205	8	2006
12.	Markeith Ross	1,113	11	169	12	1993
13.	Damon Bankston	1,104	11	177	6	2024
14.	Nick Chournos	1,052	11	258	8	2004
15.	Lee White	1,034	9	196	15	1966
16.	Fine Unga	1,032	11	173	6	1987
17.	Derek Poole	1,023	11	168	6	1999
18.	Trevyn Smith	1,001	12	234	7	2009

### SINGLE GAME YARDS

	<u>NAME</u>	<u>YDS.</u>	<u>ATT.</u>	<u>TDs.</u>	<u>OPPONENT</u>
1.	Josh Davis	328	34	4	No. Arizona (2019)
2.	C.J. Tuckett	289	36	2	at Idaho State (2012)
3.	Markeith Ross	280	36	3	at Nevada (1993)
4.	Lee White	276	44	3	Idaho (1967)
5.	Markeith Ross	271	39	4	So. Utah (1993)
6.	Henry Owens	262	23	2	at Western St. (1965)
7.	C.J. Tuckett	254	27	3	No. Arizona (2011)
	Morgan Welch	254	34	0	at Idaho St. (1998)
9.	Johnnie Gray III	240	37	3	Sacramento St. (2001)
10.	Damon Bankston	234	25	1	at Sac State (2024)
	Nick Chournos	234	41	2	at Portland St. (2003)
12.	Nick Chournos	227	38	1	Idaho St. (2003)
13.	Markeith Ross	226	43	1	at Idaho St. (1993)
14.	Josh Davis	225	36	2	at So. Utah (2018)
	Trevyn Smith	225	38	1	at Portland St. (2007)

### CAREER TOUCHDOWNS

	<u>NAME</u>	<u>TDs</u>	<u>YEARS</u>
1.	Trevyn Smith	43	2006-09
2.	Sean Sanders	36	1984-87
3.	Lee White	34	1965-67
4.	Geoff Mitchell	31	1987-92
5.	Nick Chournos	30	2001-04
6.	Kris Jackson	28	2018-23
7.	Josh Davis	27	2017-22
8.	Henry Owens	25	1965-67
	Jack Brown	25	1968-70
10.	Morgan Welch	24	1996-99

### SEASON TOUCHDOWNS

	<u>NAME</u>	<u>TDs</u>	<u>YEAR</u>
1.	Geoff Mitchell	24	1991
2.	Trevyn Smith	21	2008
3.	Sean Sanders	20	1987
4.	Lee White	15	1966
	Johnnie Gray III	15	2001
6.	Nick Chournos	13	2003
	Morgan Welch	13	1998
	Fine Unga	13	1988
9.	Josh Davis	12	2018
	Markeith Ross	12	1993
	Sean Sanders	12	1986
	Sam Gipson	12	1969
	Henry Owens	12	1965

### GAME TOUCHDOWNS

	<u>NAME</u>	<u>TDs</u>	<u>GAME</u>	<u>YEAR</u>
1.	Sean Sanders	6	at Idaho	1987
2.	C.J. Tuckett	5	at Portland State	2011
	Geoff Mitchell	5	at Montana State	1991
	Henry Owens	5	Portland State	1965



## RUSHING

### YEAR-BY-YEAR LEADERS

YR.	PLAYER	RUSH	YARDS	AVG	TD
2024	Damon Bankston	177	1,104	6.2	6
2023	Kris Jackson	110	493	4.5	7
2022	Dontae McMillan	134	801	6.0	6
2021	Dontae McMillan	85	475	5.6	4
20-21	Josh Davis	66	386	5.8	1
2019	Josh Davis	183	1,136	6.2	11
2018	Josh Davis	250	1,362	5.4	9
2017	Treshawn Garrett	129	698	5.4	6
2016	Treshawn Garrett	128	531	4.1	5
2015	Eric Wilkes	153	662	4.3	5
2014	Bo Bolen	129	759	5.8	3
2013	Bo Bolen	123	549	4.5	5
2012	C.J. Tuckett	186	959	5.2	8
2011	Josh Booker	118	701	5.9	5
2010	Bo Bolen	158	704	4.6	3
2009	Trevyn Smith	234	1,001	4.3	7
2008	Trevyn Smith	295	1,585	5.4	21
2007	Trevyn Smith	263	1,314	5.0	7
2006	Trevyn Smith	205	1,129	5.5	8
2005	Zach Hall	188	848	4.5	9
2004	Nick Chournos	258	1,052	4.1	8
2003	Nick Chournos	297	1,686	5.6	13
2002	Nick Chournos	174	874	5.0	9
2001	Johnnie Gray III	305	1,571	5.2	15
2000	Johnnie Gray III	137	596	4.4	7
1999	Derek Poole	168	1,023	6.1	6
1998	Morgan Welch	305	1,629	5.3	13
1997	Derek Poole	123	541	4.4	4
1996	Clemente Sainten	183	791	4.3	9
1995	Clemente Sainten	145	625	4.3	6
1994	Larry Rogers	124	591	4.8	5
1993	Markeith Ross	169	1,113	6.6	12
1992	Dwight Richards	167	781	4.7	7
1991	Geoff Mitchell	239	1,170	4.9	24
1990	George Jackson	183	745	4.1	10
1989	George Jackson	147	773	5.3	4
1988	Fine Unga	233	1,266	5.4	13
1987	Fine Unga	173	1,032	6.0	6
1986	Sean Sanders	195	945	4.9	12
1985	Freddie Cook	166	893	5.4	8
1984	Wes Cooper	71	314	4.4	2
1983	Dennis Rogan	140	613	4.4	7
1982	Kelvin Matthews	110	482	4.4	5
1981	Kelvin Matthews	87	474	5.4	5
1980	Kelvin Matthews	77	341	4.4	1
1979	Eric Hill	124	440	3.5	0
1978	Eric Hill	140	539	3.9	6
1977	Mark Billmire	111	567	5.1	4
1976	Mark Billmire	99	438	4.4	1
1975	Don Reddic	161	737	4.6	2
1974	Chad Drecksel	127	705	5.6	5
1973	Brian Gladwell	158	752	4.7	1
1972	Al Butler	90	545	6.1	3
1971	Al Butler	109	727	6.7	4
1970	Jack Brown	142	636	4.5	11
1969	Sam Gipson	223	987	4.6	12
1968	Jack Brown	166	735	4.4	5
1967	Lee White	284	1,378	4.8	9
1966	Lee White	196	1,034	5.3	15
1965	Henry Owens	150	929	6.2	13
1964	Frank Bentley	83	323	3.9	2
1963	Frank Kaaa	90	433	4.8	6

### HIGHEST WEBER STATE RUSHING GAMES

1.	490	70 atts	at Cal State Northridge	1971
2.	460	84 atts	at Northern Arizona	1972
3.	439	58 atts	vs. Northern Arizona	2019
4.	421	46 atts	at Portland State	2017
	421	73 atts	Boise State	1971

### LOWEST WEBER STATE RUSHING GAMES

1.	-43	24 atts	at Montana	1989
2.	-38	24 atts	at Colorado State	2006
3.	-36	20 atts	Northern Arizona	1977
4.	-20	26 atts	at Hawaii	2008
5.	-19	25 atts	Montana State	1976

### HIGHEST OPPONENT RUSHING GAMES

1.	515	83 atts	at Idaho	1976
2.	504	61 atts	at Air Force	1992
3.	458	70 atts	Montana State	1976
4.	440	47 atts	at Utah State	2011
5.	437	79 atts	at Montana	1970

### LOWEST OPPONENT RUSHING GAMES

1.	-34	26 atts	Western Oregon	2022
2.	-30	16 atts	at Idaho State	2023
3.	-24	33 atts	Fort Lewis	1984
4.	-23	15 atts	at Portland State	1966
5.	-19	35 atts	Puget Sound	1981

### HIGHEST INDIVIDUAL OPPONENT GAMES

1.	298	Don Hass	at Montana State	1967
2.	281	Archie Amerson	at Northern Arizona	1996
3.	274	Anthony Corley	Nevada	1982
4.	273	Tommy Mellott	Montana State	2022
5.	266	Daniel McSurdy	at Idaho State	2014
6.	265	Yohance Humphrey	at Montana	2001
7.	255	Ray McDonald	at Idaho	1966
8.	243	Ryan Johnson	Montana State	2001
9.	239	Ray Strong	at UNLV	1977
10.	233	Emmett White	at Utah State	2001

### LONGEST RUSHING PLAYS

1.	98	- Treshawn Garrett	vs. UC Davis	2017
2.	97	- Chad Drecksel	at Boise State	1971
3.	95	- Josh Davis	vs. Northern Colorado	2018
4.	93	- Eli Smith	South Dakota State	1976
	93	- Sam Gipson	at Portland State	1968
6.	84	- Clemente Sainten	at No. Arizona	1996
7.	82	- Derek Poole	at Montana	1999
8.	80	- Henry Owens	at Western State	1965
	80	- Johnnie Gray	Sacramento State	2001
	80	- Justin White	at Idaho State	2008

### LONGEST NON-SCORING RUN

82 - Derek Poole - at Montana - 1999



# WILDCAT FOOTBALL



## RECEIVING

### CAREER YARDS

	<u>NAME</u>	<u>YARDS</u>	<u>REC.</u>	<u>TDs</u>	<u>YEARS</u>
1.	Tim Toone	3,607	206	29	2006-09
2.	Wade Orton	2,922	170	18	1984-88
3.	Mike Phillips	2,518	148	19	2006-10
4.	Ty MacPherson	2,389	150	18	2017-22
5.	Trevor Shaw	2,383	206	17	1989-93
6.	Shaydon Kehano	2,244	153	20	2010-14
7.	Cam Livingston	2,199	171	11	2013-16
8.	Rashid Shaheed	2,164	146	18	2017-21
9.	Peter Macon	2,151	177	15	1986-89
10.	Taurus McGhee	2,145	134	12	1994-97
11.	Pokey Eckford	2,109	177	12	1992-95
12.	Dave Hall	2,086	138	14	1986-91
13.	Justin DeFour	2,051	109	17	2000-03
14.	Craig Slama	2,045	140	17	1982-85
15.	Rick Justice	2,036	145	13	1986-90
16.	Dell Stilson	1,977	129	16	1988-94
17.	Jon Fuller	1,975	91	16	1986-91
18.	Nate Burchette	1,926	125	13	1989-93
19.	Darryl Denby	1,782	125	14	2014-18
20.	Jacob Sharp	1,778	117	18	2021-24
21.	Andrew Vollert	1,613	123	12	2016-17
22.	Drew Batchelor	1,593	141	15	2014-17
23.	Joe Collins	1,501	109	10	2008-10
	Curt Miller	1,501	102	14	1978-81

### SEASON YARDS

	<u>NAME</u>	<u>YARDS</u>	<u>REC.</u>	<u>TDs</u>	<u>YEAR</u>
1.	Tim Toone	1,525	84	7	2008
2.	Craig Slama	1,290	77	9	1985
3.	Alfred Pupunu	1,204	93	12	1991
4.	Wade Orton	1,113	57	9	1988
5.	Tim Toone	1,109	83	10	2009
6.	Dave MacGillivray	1,103	57	7	1968
7.	Randy Jordan	1,078	62	9	1978
8.	Pokey Eckford	1,074	77	6	1995
9.	Dell Stilson	1,064	60	8	1994
10.	Taurus McGhee	1,062	61	5	1997

### GAME YARDS

	<u>NAME</u>	<u>YDS</u>	<u>REC.</u>	<u>TDs</u>	<u>OPPONENT</u>
1.	Joel Pelagio-Williams	261	9	1	Cal Poly 1995
2.	D. MacGillivray	234	6	2	Boise St. 1968
3.	Wade Orton	230	10	2	at Montana St. 1987
4.	Craig Slama	224	7	2	No. Arizona 1985
5.	Wade Orton	218	12	1	at Montana 1987
6.	Pokey Eckford	213	12	1	E. Washington 1995
7.	Jon Jefferson	208	8	1	at Idaho State 2000
8.	Wade Orton	207	12	1	at Idaho 1988
9.	Wade Orton	202	7	3	at No. Arizona 1988
10.	Alfred Pupunu	200	14	1	Idaho 1991

### CAREER RECEPTIONS

	<u>NAME</u>	<u>REC.</u>	<u>YARDS</u>	<u>TDs</u>	<u>YEARS</u>
1.	Tim Toone	206	3,607	*29	2006-09
	Trevor Shaw	206	2,383	17	1989-93
3.	Peter Macon	177	2,151	15	1986-89
4.	Cam Livingston	171	2,199	11	2013-16
5.	Wade Orton	170	2,922	18	1984-88
6.	Pokey Eckford	158	2,109	12	1992-95
7.	Shaydon Kehano	153	2,244	20	2010-14
8.	Ty MacPherson	150	2,389	18	2017-22
9.	Cam Quayle	149	1,414	10	1994-97
10.	Mike Phillips	148	2,518	19	2006-10
11.	Rashid Shaheed	146	2,164	18	2017-21
12.	Rick Justice	145	2,036	13	1986-90
13.	Drew Batchelor	141	1,593	15	2014-17
14.	Craig Slama	140	2,045	17	1982-85
15.	Dave Hall	138	2,086	14	1986-91
16.	Pat McNerney	135	1,283	8	1992-94
17.	Taurus McGhee	134	2,145	12	1994-97
18.	Dell Stilson	129	1,977	16	1988-94
19.	Justin DeFour	126	2,051	17	2000-03
20.	Darryl Denby	125	1,782	14	2014-18
	Nate Burchette	125	1,926	13	1989-93
22.	Andrew Vollert	123	1,613	12	2016-17
23.	Freddie Cook	120	1,515	9	1982-85
24.	Trevyn Smith	118	1,349	9	2006-09
25.	Jacob Sharp	117	1,778	18	2021-24
25.	Bryant Eteuati	112	1,430	10	2005-08
26.	Joe Collins	109	1,501	10	2008-10
27.	Damon Greenberry	106	1,357	16	1999-01
28.	Curt Miller	102	1,501	14	1978-81
29.	Alfred Pupunu	101	1,291	12	1990-91

### SEASON RECEPTIONS

	<u>NAME</u>	<u>REC.</u>	<u>YARDS</u>	<u>TDs</u>	<u>YEAR</u>
1.	Alfred Pupunu	93	1,204	12	1991
2.	Peter Macon	92	1,047	6	1989
3.	Tim Toone	84	1,525	7	2008
4.	Tim Toone	83	1,109	10	2009
5.	Shaydon Kehano	82	976	8	2014
6.	Pokey Eckford	77	1,074	6	1995
	Craig Slama	77	1,290	9	1985
8.	Dave Hall	73	1,043	10	1991
	Rick Justice	73	880	3	1990
10.	Trevor Shaw	65	879	6	1990

### GAME RECEPTIONS

	<u>NAME</u>	<u>REC.</u>	<u>YDS</u>	<u>TDs</u>	<u>OPPONENT</u>
1.	Phil Swan	15	125	0	Utah State 1980
	Alfred Pupunu	15	166	2	at Idaho State 1991
3.	Alfred Pupunu	14	200	1	Idaho 1991
4.	Peter Macon	13	109	0	at Montana 1989
	Phil Tuckett	13	101	1	Western State 1967
	Dave Hall	13	131	2	E. Washington 1991
7.	Shaydon Kehano	12	122	2	at Stephen F. Austin 2014
	Peter Macon	12	130	1	Idaho 1989
	Wade Orton	12	218	1	at Montana 1987
	Wade Orton	12	207	1	at Idaho 1988
	Trevor Shaw	12	146	1	McNeese State 1992
	Pokey Eckford	12	213	1	E. Washington 1995
	Norvel Young	12	168	3	at Montana 1995
	Cam Quayle	12	124	3	at Toledo 1996



## RECEIVING

### YEAR-BY-YEAR LEADERS BY YARDS

YR.	PLAYER	REC	YARDS	TD
2024	Jacob Sharp	56	850	10
2023	Treyshun Hurry	11	384	1
2022	Ty MacPherson	58	1,000	11
2021	Rashid Shaheed	39	700	4
20-21	Ty MacPherson	19	395	0
2019	Devon Cooley	59	733	5
2018	Darryl Denby	38	541	7
2017	Andrew Vollert	61	773	5
2016	Andrew Vollert	62	840	7
2015	Cam Livingston	39	514	2
2014	Shaydon Kehano	82	976	8
2013	Erik Walker	62	658	3
2012	Xavian Johnson	33	519	2
2011	Shaydon Kehano	43	883	8
2010	Joe Collins	61	1,046	6
2009	Tim Toone	83	1,109	10
2008	Tim Toone	84	1,525	7
2007	Bryant Eteuati	53	720	4
2006	Marky Filipe	44	459	2
2005	Lynzell Jackson	39	672	5
2004	Chris McConnell	33	627	2
2003	Justin DeFour	34	695	9
2002	Scott Peery	46	501	4
2001	Justin DeFour	52	826	4
2000	Jon Jefferson	60	1,043	6
1999	Ryan Prince	33	508	1
1998	Taurus McGhee	29	503	1
1997	Taurus McGhee	61	1,062	5
1996	Taurus McGhee	55	778	5
1995	Pokey Eckford	77	1,074	6
1994	Dell Stilson	60	1,064	8
1993	Trevor Shaw	55	600	4
1992	Nate Burchette	47	765	7
1991	Alfred Pupunu	93	1,204	12
1990	Rick Justice	73	880	3
1989	Peter Macon	92	*1,047	6
1988	Wade Orton	57	1,113	9
1987	Wade Orton	54	919	4
1986	Wade Orton	57	846	5
1985	Craig Slama	77	1,290	9
1984	Craig Slama	53	655	7
1983	Ray McNeil	34	508	0
1982	Gerald Bradley	27	474	0
1981	Eric Allen	46	543	5
1980	Eric Allen	28	488	3
1979	Curt Miller	33	545	6
1978	Randy Jordan	62	1,078	9
1977	Tom Coleman	34	638	2
1976	Tom Coleman	42	537	2
1975	Rick Molina	19	265	1
1974	Gary Childress	34	495	1
1973	Rob Conrad	26	390	4
1972	Rick Bojak	7	272	2
1971	Dan Leisure	6	138	2
1970	Mark Laughrey	31	510	6
1969	Mark Laughrey	20	410	4
1968	Dave MacGillivray	57	1,103	7
1967	Phil Tuckett	43	476	4
1966	Phil Tuckett	52	738	6
1965	Henry Owens	14	294	4
1964	Dennis Anderson	17	163	0
1963	Lynn Corbridge	23	336	2

\* Led NCAA

### TOP OPPONENT RECEIVING GAME

1. 252 10 rec 3 TDs Kevin Curtis at Utah State 2001
2. 221 11 rec 3 TDs Tony Vallez at Montana State 1997
3. 219 9 rec 4 TDs Barden Ramses at Cal Poly 2007
4. 213 5 rec 2 TDs Vic Wallace at Idaho 1982
5. 201 9 rec 2 TDs Tyrone Taylor at Sacramento St. 1996

### 100 YARDS RUSHING & RECEIVING IN SAME GAME

#### Henry Owens vs. Portland State

Nov. 13, 1965 in Ogden, Utah

18 - 158 yds Rushing (3 TDs) 3 - 113 yds Receiving (2 TDs)

#### Trevyn Smith vs. Idaho State

Nov. 13, 2007 in Ogden, Utah

33 - 115 yds Rushing (3 TDs) 5 - 120 yds Receiving (2 TDs)

#### Trevyn Smith at Montana (FCS Playoff Game)

Dec. 6, 2008 in Missoula, Montana

193 - 104 yds Rushing (1 TD) 7 - 129 yds Receiving (0 TDs)



Tim Toone



Trevor Shaw



## KICKOFF RETURNS

### CAREER RETURN YARDS

	<u>NAME</u>	<u>RETS.</u>	<u>YARDS</u>	<u>AVG. RET.</u>	<u>TDs</u>	<u>YEARS</u>
1.	*Bo Bolen	107	2,665	24.9	2	2009-14
2.	Bryant Eteuati	100	2,644	26.4	2	2005-08
3.	^Rashid Shaheed	88	2,560	29.1	^7	2017-21
4.	Wiley King	98	2,031	20.7	0	2002-05
5.	Abraham Williams	42	1,433	34.1	5	2021-23
6.	Kris Parham	54	1,148	21.4	0	2011-12
7.	Eric Brown	48	1,078	22.5	0	1983-86
8.	Freddie Cook	49	999	20.9	0	1982-85
9.	Fine Unga	48	967	20.1	0	1987-88
10.	Maurice Jackson	50	947	18.9	0	1987-90
11.	Junior Crockett	33	919	27.9	2	1981-85
12.	Jamarcus Stewart	43	868	20.2	1	1993-95
13.	Dwight Richards	45	828	18.4	0	1989-91
14.	Henry Owens	32	783	24.5	0	1965-67
15.	Cory Thomson	27	715	26.5	0	2014-16
	Orin Trussel	33	715	21.7	0	1973-74

\*Big Sky career leader for returns and return yards | ^ FCS all-time leader in KR touchdowns

### SEASON RETURN YARDS

	<u>NAME</u>	<u>RETS.</u>	<u>YARDS</u>	<u>AVG. RET.</u>	<u>TDs</u>	<u>YEAR</u>
1.	Bryant Eteuati	43	1,199	27.9	1	2007
2.	Bo Bolen	39	958	24.6	0	2009
3.	Abraham Williams	24	898	37.4	4	2022
4.	Bo Bolen	35	847	24.2	0	2010
5.	Wiley King	29	767	26.5	0	2004
6.	Rashid Shaheed	25	743	29.7	2	2017
7.	Eric Brown	28	684	24.4	0	1986
8.	Cory Thomson	24	675	28.1	0	2016
9.	Fine Unga	31	652	21.0	0	1987
10.	Rashid Shaheed	19	651	34.3	2	2018
11.	Rashid Shaheed	22	632	28.7	2	2021
12.	Bryant Eteuati	27	616	22.8	0	2008
13.	Kris Parham	29	615	21.2	0	2012
14.	Greg Kramer	29	603	20.8	0	1979
15.	Maurice Jackson	29	582	20.1	0	1989

### GAME RETURN YARDS

	<u>NAME</u>	<u>RETS.</u>	<u>YARDS</u>	<u>TDs</u>	<u>OPPONENT</u>	<u>YEAR</u>
1.	Cory Thomson	7	211	0	at UC Davis	2016
2.	Bryant Eteuati	7	210	0	at Portland State	2007
3.	Bryant Eteuati	8	203	0	at Boise State	2007
4.	Abraham Williams	5	198	1	at No. Arizona	2022
5.	Jamaal Petersen	7	196	0	at Portland State	2001
6.	Bo Bolen	5	193	1	Cal Poly	2014
7.	Bryant Eteuati	6	187	1	at Cal Poly	2007
8.	Abraham Williams	3	171	1	Sacramento State	2022
9.	Bo Bolen	7	168	0	at William & Mary	2009
10.	Rashid Shaheed	4	166	1	at Idaho State	2021
11.	Cory Thomson	4	163	0	at North Dakota	2016
12.	Eric Brown	6	162	0	Nevada	1986
13.	Bo Bolen	4	152	0	Portland State	2010
14.	Barrinton Collins	8	149	0	at Montana	2011
15.	Rashid Shaheed	4	148	1	at Utah	2021

### LONGEST WEBER STATE KICKOFF RETURNS

1.	100	Abraham Williams	Central Washington	2023
	100	Abraham Williams	at No. Arizona	2022
	100	Abraham Williams	vs. Sacramento St.	2022
	100	Abraham Williams	at Montana State	2022
	100	Abraham Williams	vs. E. Washington	2022
	100	Rashid Shaheed	at Utah	2021
	100	Rashid Shaheed	vs. Northern Arizona	20-21
	100	Rashid Shaheed	vs. No. Colorado	2018
	100	Rashid Shaheed	vs. Southern Utah	2017
	100	Eric Wilkes	at North Dakota State	2015
	100	Bo Bolen	Stephen F. Austin	2013
	100	Cordero Dixon	Montana	2012
	100	Bryant Eteuati	Montana	2006
	100	James McCowan	Eastern Oregon	2002
	100	Clemente Sainten	Western State	1996
	100	Junior Crockett	at Idaho State	1981
17.	98	Rashid Shaheed	at Idaho State	2021
18.	97	Randall Anderson	Drake	1970
	97	Sam Gipson	Idaho State	1968
20.	95	Noah Kjar	at Montana	2024
21.	94	Bo Bolen	Cal Poly	2014
	94	Don Reddic	Boise State	1975
	94	James McCowan	Western State	2003
	94	Herb Craft	Montana	2000
25.	93	Jamarcus Stewart	at Louisiana-Monroe	1994
26.	91	Buford Wilson	at Montana	1970
27.	90	Rashid Shaheed	at Portland State	2017
	*90	Henry Owens	at Idaho	1966

\*Non-Scoring Return

### LAST WEBER STATE KICKOFF RETURNED FOR A TOUCHDOWN

Noah Kjar - 95 yards  
October 6, 2024 - at Montana

### LAST OPPONENT KICKOFF RETURNED FOR A TOUCHDOWN

Malik Flowers - Montana  
100 Yards - Oct. 29, 2022 - Ogden, UT



Rashid Shaheed



## PUNT RETURNS

### CAREER RETURN YARDS

	<u>NAME</u>	<u>RETS.</u>	<u>YARDS</u>	<u>AVG. RET.</u>	<u>TDs</u>	<u>YEARS</u>
1.	Bryant Eteuati	117	1,206	10.3	2	2005-08
2.	Rashid Shaheed	40	575	14.4	0	2017-21
3.	Tim Toone	39	566	14.5	3	2006-09
4.	Haze Hadley	50	551	11.0	0	2019-pres.
5.	Pokey Eckford	54	502	9.3	1	1992-95
6.	Taurus McGhee	50	462	9.2	0	1994-97
7.	Jim Edwards	34	458	13.5	3	1969-70
8.	Henry Owens	31	429	13.8	1	1965-67
9.	Chris Darrington	26	415	16.0	1	1984-86
10.	Josh Andrews	44	413	9.4	1	1998, 2000
11.	Scott Thomas	45	382	8.5	0	1977-78
12.	Joel Pelagio-Williams	37	324	8.8	1	1992-95
13.	Xequille Harry	20	306	15.3	1	2014-17
14.	Jordan Brown	25	294	11.8	0	2009-10
15.	<b>Bird Butler</b>	<b>23</b>	<b>289</b>	<b>12.6</b>	<b>0</b>	<b>2023-pres.</b>

### LONGEST WEBER STATE PUNT RETURNS

1.	#95 Tim Toone	Sacramento State	2009
2.	94 Randle Anderson	North Texas	1971
3.	91 Hudson Schenck	at Montana State	2022
4.	90 Tim Toone	Northern Arizona	2009
5.	84 Xequille Harry	UC Davis	2017
	84 Herb Craft	Montana	2000
7.	83 Pokey Eckford	Western Montana	1994
8.	80 Chris Darrington	Idaho State	1986
9.	77 Bryant Eteuati	at Portland State	2007
10.	75 Josh Davis	Eastern Washington	2018
	75 Henry Owens	Montana	1965

#Big Sky Conference Record

### SEASON RETURN YARDS

	<u>NAME</u>	<u>RETS.</u>	<u>YARDS</u>	<u>AVG. RET.</u>	<u>TDs</u>	<u>YEAR</u>
1.	Josh Andrews	41	389	9.5	1	2000
2.	Tim Toone	19	378	19.9	0	2009
3.	Bryant Eteuati	36	345	9.6	2	2007
4.	Bryant Eteuati	26	314	12.1	0	2006
5.	Pokey Eckford	24	310	12.9	1	1994
6.	Xequille Harry	20	306	15.3	1	2017
7.	Bryant Eteuati	24	291	12.1	0	2008
8.	<b>Bird Butler</b>	<b>23</b>	<b>289</b>	<b>12.6</b>	<b>0</b>	<b>2024</b>
	Haze Hadley	24	289	12.0	0	2022
10.	Jordan Brown	24	279	11.6	0	2010
11.	Haze Hadley	23	258	11.2	0	2023
12.	Bryant Eteuati	31	256	8.3	0	2005
13.	Shaydon Kehano	26	243	9.4	0	2014
14.	Taurus McGhee	20	240	12.0	0	1997
15.	Hudson Schenck	17	238	14.0	1	2022

### LAST WEBER STATE PUNT RETURNED FOR A TOUCHDOWN

Hudson Schenck - 91 yards  
at Montana State - October 22, 2022

### LAST WEBER STATE BLOCKED PUNT RETURNED FOR A TOUCHDOWN

Naseme Colvin blocked  
and Winston Reid returned - 0 yards  
at Idaho State - Oct. 30, 2021

### LAST OPPONENT PUNT RETURNED FOR A TOUCHDOWN

Coleman Owen Northern Arizona 85-yards  
Oct. 7, 2023 - Ogden - 2nd quarter

### GAME RETURN YARDS

	<u>NAME</u>	<u>RETS.</u>	<u>YDs</u>	<u>TDs</u>	<u>OPPONENT</u>	<u>YEAR</u>
1.	Chris Darrington	5	142	1	Idaho State	1986
2.	Haze Hadley	6	131	0	West. Oregon	2022
3.	Joel Pelagio-Williams	5	110	1	Southern Utah	1993
4.	Haze Hadley	9	105	0	Utah Tech	2022
	Josh Andrews	8	105	0	E. Washington	2000
6.	Scott Thomas	7	105	0	Idaho State	1978
7.	Hudson Schenck	6	102	0	at No. Arizona	2022
	Herb Craft	5	102	1	Montana	2000
9.	Xequille Harry	3	100	1	UC Davis	2017
10.	Bryant Eteuati	6	98	0	Portland State	2006
	Pokey Eckford	5	98	0	Montana State	1994
12.	Bryant Eteuati	6	97	1	at Portland St.	2007
13.	Xequille Harry	3	96	0	MT Western	2017
	Bryant Eteuati	6	96	1	Fort Lewis	2007
15.	Jim Edwards	7	92	1	Idaho	1969
	Hudson Schenck	3	91	1	at Montana St.	2022



Bryant Eteuati



# WILDCAT FOOTBALL



## ALL-PURPOSE YARDS

### CAREER


	<u>NAME</u>	<u>RUSH</u>	<u>REC.</u>	<u>RET.</u>	<u>YARDS</u>	<u>YEARS</u>
1.	Trevyn Smith	5,029	1,349	42	6,420	2006-09
2.	Bo Bolen	2,210	817	2,708	5,735	2009-14
3.	Rashid Shaheed	179	2,178	3,123	5,480	2017-21
4.	Bryant Eteuati	46	1,430	3,850	5,326	2005-08
5.	Josh Davis	3,801	474	456	4,731	2017-22
6.	Tim Toone	2	3,607	890	4,499	2006-09
7.	Nick Chournos	3,593	445	123	4,160	2001-04
8.	Freddie Cook	1,449	1,515	999	3,963	1982-85
9.	Fine Unga	2,298	391	974	3,663	1987-88
10.	Henry Owens	1,739	608	1,212	3,559	1965-67



Trevyn Smith

### SEASON

	<u>NAME</u>	<u>RUSH</u>	<u>REC.</u>	<u>RET.</u>	<u>YARDS</u>	<u>YEAR</u>
1.	Johnnie Gray III	1,571	446	369	2,386	2001
2.	Trevyn Smith	1,585	778	0	2,363	2008
3.	Bryant Eteuati	19	720	1,544	2,283	2007
4.	Fine Unga	1,032	162	652	1,846	1987
5.	Fine Unga	1,266	229	315	1,817	1988
6.	Freddie Cook	893	644	274	1,812	1985
7.	Josh Davis	1,362	193	224	1,779	2018
8.	Nick Chournos	1,649	128	0	1,777	2003
9.	Tim Toone	0	1,525	220	1,745	2008
10.	Henry Owens	929	294	492	1,715	1965
11.	Morgan Welch	1,629	43	0	1,672	1997
12.	Bo Bolen	442	2669	958	1,669	2009
13.	Tim Toone	2	1,190	447	1,558	2009
14.	Geoff Mitchell	1,170	160	196	1,526	1991
15.	Trevyn Smith	1,314	204	0	1,518	2007



Johnnie Gray III

### GAME

	<u>NAME</u>	<u>RUSH</u>	<u>REC.</u>	<u>RET.</u>	<u>YARDS</u>	<u>OPPONENT</u>	<u>YEAR</u>
1.	C.J. Tuckett	254	9	144	407	Northern Arizona	2011
2.	Chris Darrington	0	139	228	367	Idaho State	1986
3.	Bryant Eteuati	5	28	308	341	at Portland State	2007
4.	Henry Owens	262	0	75	337	at Western State	1965
5.	Josh Davis	328	0	0	328	Northern Arizona	2019
6.	Bo Bolen	156	25	152	333	Portland State	2010
7.	C.J. Tuckett	289	14	0	303	at Idaho State	2012
8.	Lee White	276	25	0	301	Idaho	1967
9.	Nick Chournos	223	61	12	296	at Sacramenont St.	2002
10.	Bo Bolen	207	43	45	295	at No. Colorado	2009
11.	Henry Owens	158	113	22	293	Portland St.	1965
12.	Rashid Shaheed	0	93	194	287	at Idaho State	2021
13.	Fine Unga	220	4	57	281	Northern Arizona	1987
14.	Markeith Ross	280	0	0	280	at Nevada	1993
15.	Freddie Cook	88	188	0	276	at Idaho State	1985



## FIELD GOALS

### CAREER FIELD GOALS MADE

	<u>NAME</u>	<u>MADE</u>	<u>FGs</u> <u>ATT.</u>	<u>FGs</u> <u>.PCT</u>	<u>LONG</u>	<u>YEARS</u>
1.	Scott Shields	67	90	.744	55	1995-98
	Kyle Thompson	67	92	.728	52	2020-24
3.	Trey Tuttle	61	80	.763	52	2017-19
4.	Roger Ruzek	46	78	.590	51	1979-82
	Joe Johnson	46	73	.630	52	2002-05
6.	Shaun McClain	37	57	.649	50	2010-13
7.	Greg Patterson	36	61	.590	53	1986-89
8.	Jaime Nunez	34	83	.410	50	1969-71
	Mike Minnoch	34	48	.708	52	1994, 98-00
10.	Josh Kealamakia	26	40	.650	52	2010-11, 14-15

### SEASON FIELD GOALS MADE


	<u>NAME</u>	<u>MADE</u>	<u>FGs</u> <u>ATT.</u>	<u>FGs</u> <u>.PCT</u>	<u>LONG</u>	<u>YEAR</u>
1.	Trey Tuttle	23	29	.793	52	2019
2.	Jaime Nunez	19	32	.594	50	1971
	Trey Tuttle	19	29	.655	52	2018
	Trey Tuttle	19	22	.864	48	2017
	Kyle Thompson	19	25	.760	49	2022
	Kyle Thompson	19	26	.731	46	2024
7.	Scott Shields	18	24	.750	52	1996
8.	Scott Shields	17	25	.680	51	1997
	Joe Johnson	17	22	.773	40	2004
10.	Roger Ruzek	16	19	.842	48	1982
	Scott Shields	16	18	.889	47	1995
	Scott Shields	16	23	.696	55	1998

### GAME FIELD GOALS

	<u>NAME</u>	<u>FGs</u> <u>MD</u>	<u>FGs</u> <u>ATT</u>	<u>PCT.</u>	<u>LG</u>	<u>OPPONENT</u>
1.	Scott Shields	5	5	1.000	42	Northern Arizona 1997
	Trey Tuttle	5	5	1.000	39	at UC Davis 2019
	Kyle Thompson	5	5	1.000	43	Cal Poly 2024
4.	Scott Shields	4	4	1.000	46	St. Mary's 1995
	Joe Johnson	4	4	1.000	36	at Sacramento St. 2004
	Josh Kealamakia	4	4	1.000	48	Sacramento State 2015
	Trey Tuttle	4	4	1.000	45	at Montana State 2017
	Kyle Thompson	4	4	1.000	41	at Northern Arizona 2022
8.	Roger Ruzek	4	5	.800	47	Nevada (3 ot's) 1982
	Craig Winberg	4	5	.800	55	at Idaho 1984
	Trey Tuttle	4	5	.800	43	South Dakota 2018

### LONGEST FIELD GOALS

1.	55	Craig Winberg	Idaho	1984
	55	Scott Shields	E. Washington	1998
3.	54	Taylor Hintze	at UC Davis	2016
4.	53	Greg Patterson	Nicholls State	1988
5.	52	Kyle Thompson	No. Arizona	2023
	52	Greg Patterson	No. Arizona	1987
	52	Craig Wingerg	at Idaho	1984
	52	Dannie Marrelli	Boise State	1975
	52	Mike Minnoch	Montana State	1994
	52	Scott Shields	Western State	1996
	52	Scott Shields	at No. Arizona	1996
	52	Joe Johnson	Western State	2005
	52	Josh Kealamakia	at No. Arizona	2015
	52	Trey Tuttle	at No. Arizona	2018
	52	Trey Tuttle	at Idaho	2019
16.	51	Kyle Thompson	at Southern Utah	20-21
	51	Roger Ruzek	at Idaho State	1981
	51	Roger Ruzek	Utah State	1979
	51	Roger Ruzek	No. Arizona	1979
	51	Scott Shields	Portland State	1997
21.	50	Brent Chuhaniuk	at Montana	1989
	50	Shaun McClain	Montana State	2013



**Roger Ruzek**



## SCORING

### CAREER LEADERS

	<u>NAME</u>	<u>TDs</u>	<u>PATs</u>	<u>FGs</u>	<u>PTS</u>	<u>YEARS</u>
1.	Kyle Thompson	0	169	67	370	2020-24
2.	Scott Shields	2	111*	67	325	1995-98
3.	Trey Tuttle	1	134	61	323	2017-19
4.	Trevyn Smith	52	2*	0	316	2006-09
5.	Joe Johnson	0	116	46	254	2002-05
6.	Greg Patterson	0	127	36	235	1986-89
7.	Sean Sanders	38	0	0	228	1984-87
8.	Roger Ruzek	0	83	46	221	1979-82
9.	Geoff Mitchell	35	1*	0	212	1987-92
10.	Lee White	34	2*	0	208	1965-67
11.	Shaun McClain	0	88	37	199	2010-13
12.	Josh Davis	32	0	0	192	2017-22
	Tim Toone	32	0	0	192	2006-09
14.	Jaime Nunez	0	89	34	191	1969-71
15.	Nick Chournous	31	1*	0	188	2000-04

\*Includes two-point conversion



**Geoff Mitchell**

### SEASON LEADERS

	<u>NAME</u>	<u>TDs</u>	<u>PATs</u>	<u>FGs</u>	<u>PTS</u>	<u>YEAR</u>
1.	Geoff Mitchell	28	1*	0	170	1991
2.	Trevyn Smith	28	0	0	168	2008
3.	Sean Sanders	21	0	0	126	1987
4.	Trey Tuttle	1	53	19	116	2017
5.	Trey Tuttle	0	23	44	113	2019
6.	Johnnie Gray III	18	*1	0	110	2001
7.	Kyle Thompson	0	52	19	109	2022
8.	Henry Owens	17	0	0	102	1965
9.	Trey Tuttle	0	37	19	94	2018
	Lee White	15	2*	0	94	1966

\*Includes two-point conversion



**Sean Sanders**

### GAME LEADERS

	<u>NAME</u>	<u>TDs</u>	<u>PATs</u>	<u>FGs</u>	<u>PTS</u>	<u>OPPONENT</u>
1.	Sean Sanders	6	0	0	36	*at Idaho 1987
2.	Geoff Mitchell	5	1	0	32	at Montana State 1991
3.	C.J. Tuckett	5	0	0	30	at Portland State 2011
	Trevyn Smith	5	0	0	30	Idaho State 2007
	Henry Owens	5	0	0	30	Portland State 1965
6.	Josh Davis	4	0	0	24	Northern Arizona 2019
	Vai Tafuna	4	0	0	24	Montana 2010
	Tim Toone	4	0	0	24	Sacramento St. 2009
	Trevyn Smith	4	0	0	24	E. Washington 2008
	Trevyn Smith	4	0	0	24	Montana Western 2008
	Tim Toone	4	0	0	24	Sacramento St. 2007
	Markeith Ross	4	0	0	24	Southern Utah 1993
	George Jackson	4	0	0	24	Idaho State 1990
	Gerald Wilcox	4	0	0	24	Southern Utah 1988
	Lee White	4	0	0	24	at No. Arizona 1966

\*NCAA Division I FCS Playoffs - First Round, single game record



## SCORING

### YEAR-BY-YEAR LEADERS

YEAR	PLAYER	TD	FG	PAT	PTS
2024	Kyle Thompson	0	19	29	86
2023	Kyle Thompson	0	13	32	71
2022	Kyle Thompson	0	19	52	109
2021	Kyle Thompson	0	12	39	75
20-21	Dontae McMillan	5	0	0	30
2019	Trey Tuttle	0	23	44	113
2018	Trey Tuttle	0	19	37	94
2017	Trey Tuttle	1	19	53	116
2016	Taylor Hintze	0	7	30	51
2015	Josh Kealamakia	0	14	25	67
2014	Josh Kealamakia	0	12	28	64
2013	Bo Bolen	6	0	0	36
2012	Shaun McClain	0	9	22	49
2011	C.J. Tuckett	10	0	0	60
	Shaun McClain	0	9	33	60
2010	Shaun McClain	0	15	24	69
2009	Tim Toone	12	0	0	72
2008	Trevyn Smith	28	0	0	168
2007	Tim Toone	10	0	0	60
2006	Trevyn Smith	8	0	0	48
2005	Joe Johnson	0	13	32	71
2004	Joe Johnson	0	17	15	66
2003	Nick Chournos	13	0	0	78
2002	Nick Chournos	10	0	0	60
2001	Johnnie Gray	18	0	0	110
2000	Mike Minnoch	0	10	32	62
1999	Mike Minnoch	0	13	23	62
1998	Morgan Welch	13	0	0	78
1997	Scott Shields	2	17	24	87
1996	Scott Shields	0	18	35	89
1995	Scott Shields	0	16	28	76
1994	Dell Stilson	8	0	0	52
1993	Markeith Ross	12	0	0	72
1992	Dwight Richards	7	0	0	44
1991	Geoff Mitchell*	28	0	0	170
1990	George Jackson*	14	0	0	86
1989	Greg Patterson	0	8	19	43
1988	Fine Unga	14	0	0	84
1987	Sean Sanders	20	0	0	120
1986	Sean Sanders	13	0	0	78
1985	Freddie Cook	11	0	0	66
1984	Craig Winberg	0	10	31	61
1983	Freddie Cook	10	0	0	60
1982	Roger Ruzek	0	16	27	75
1981	Roger Ruzek	0	9	31	58
1980	Roger Ruzek	0	10	10	40
1979	Roger Ruzek	0	11	14	47
1978	Randy Jordan	9	0	0	54
1977	Mike Korvas	0	15	21	66
1976	Mike Korvas	0	10	23	53
1975	Dannie Marrelli	0	9	13	40
1974	Three-way tie	0	0	0	36
1973	Jim Larson	7	0	0	44
1972	Rick Bojak*	6	0	0	38
1971	Jaime Nunez	0	19	24	81
1970	Jack Brown*	11	0	0	68
1969	Sam Gipson	12	0	0	72
1968	Sam Gipson*	10	0	0	62
1967	Lee White	9	0	0	54
1966	Lee White*	15	0	0	94
1965	Henry Owens	17	0	0	102
1964	Duffy Deaver*	2	0	1	15
1963	Lynn Smith	6	0	19	55

\* Includes two-point conversion

### MOST POINTS IN A GAME

- 76 .....vs. Montana Western..... W ...76-0 ..... 09-02-17
- 74 .....vs. Portland State ..... W ...74-6 ..... 11-13-65
- 73 .....at Portland State..... W ...73-68 ..... 10-27-07
- 70 .....vs. Cal State Los Angeles..... W ...70-7 ..... 10-01-66
- 67 .....vs. Northern Arizona ..... W ...67-28 ..... 11-06-93
- 63 .....at Portland State..... W ...63-17 ..... 11-11-17
- 63 .....vs. Eastern Washington..... W ...63-59 ..... 09-28-91
- 63 .....vs. Idaho State..... W ...63-33 ..... 10-25-86
- 62 .....at Southern Utah ..... W ...62-0 ..... 11-13-21
- 62 .....vs. Montana Western..... W ...62-6 ..... 08-28-08
- 62 .....vs. New Mexico Highlands ..... W ...62-7 ..... 11-09-91
- 62 .....vs. Southern Utah..... W ...62-20 ..... 09-07-85
- 61 .....vs. Western State ..... W ...61-0 ..... 09-03-05
- 60 .....at Idaho State ..... W ...60-41 ..... 11-23-91
- 60 .....vs. Wisconsin-Oshkosh ..... W ...60-0 ..... 09-12-70

### MOST POINTS ALLOWED IN A GAME

- 81 .....at Montana..... L.....22-81 ..... 09-25-99
- 79 .....at Idaho..... L.....30-79 ..... 11-12-94
- 75 .....at Portland State..... L.....0-75 ..... 11-22-80
- 70 .....at Utah State..... L.....6-70 ..... 09-14-13
- 70 .....at Utah..... L.....7-70 ..... 09-07-13
- 68 .....at Portland State..... W ...73-68 ..... 10-27-07
- 65 .....at Portland State..... L.....43-65 ..... 10-20-01
- 64 .....at Texas Tech..... L.....21-64 ..... 11-20-10
- 62 .....at Northeast Louisiana..... L.....37-62 ..... 10-01-94
- 59 .....at Northern Arizona..... L.....45-59 ..... 10-05-96
- 59 .....vs. Eastern Washington..... W ...63-59 ..... 09-28-91

### POINTS SCORED

Team Season High	495	45.0	1991
Team Season Low	67	8.3	1980
Opponent Season High	497	41.4	2013
Opponent Season Low	102	11.3	1965

### LAST WEBER STATE SHUTOUT

Sept. 21, 2024  
39-0 at Northwestern State

### LAST WSU SHUTOUT AT HOME

Sept. 2, 2017  
76-0 vs. Montana Western

### LAST WSU SHUTOUT IN A BIG SKY GAME

Nov. 13, 2021  
62-0 at Southern Utah

### LAST TIME WSU WAS SHUTOUT

Sept. 23, 2023  
0-40 vs. Montana State

### IN A BIG SKY GAME

Sept. 23, 2023  
0-40 vs. Montana State



# WILDCAT FOOTBALL



## PUNTING

### CAREER LEADERS (MIN. 50 PUNTS)

<u>NAME</u>	<u>PUNTS</u>	<u>YARDS</u>	<u>AVG.</u>	<u>YEARS</u>
1. Blake O'Neill	62	2,737	44.15	2014
2. Jack Burgess	100	4,411	44.11	2022-23
3. Tony Epperson	140	6,127	43.76	2010-13
4. Bob Hagedorn	54	2,349	43.50	1984
5. Jacob DeMaio	122	5,226	42.84	2016-17
6. Russell Griffith	112	4,776	42.64	1985-86
7. Brent Chuhaniuk	129	5,489	42.55	1987-90
Lyle Johnston	87	3,702	42.55	1963-65
9. Scott Shields	157	6,580	41.91	1996-98
10. Doug Lloyd	166	6,929	41.74	2017-19
11. Dannie Marrelli	61	2,539	41.62	1975
12. Mackenzie Morgan	82	3,366	41.05	2020-21
13. Josh Kealamakia	148	6,010	40.61	2010-11, 14-15
14. Mike Snoy	*220	*8,906	40.48	2006-09
Steve Smith	122	4,939	40.48	1967-68

\*Most Punts and Punting Yards in WSU history



**Tony Epperson**

### SEASON LEADERS (MIN. 25 PUNTS)

<u>NAME</u>	<u>PUNTS</u>	<u>YARDS</u>	<u>AVG.</u>	<u>YEAR</u>
1. Tony Epperson	32	1,536	48.00	2012
2. Jack Burgess	54	2,548	47.19	2023
3. Lyle Johnston	29	1,340	46.20	1965
4. Oscar Doyle	47	2,089	44.45	2024
4. Brent Chuhaniuk	38	1,682	44.26	1988
5. Steve Smith	63	2,783	44.17	1967
6. Blake O'Neill	62	2,737	44.15	2014
7. Jacob DeMaio	62	2,691	43.40	2016
8. Doug Lloyd	82	3,558	43.39	2019
9. Bob Hagedorn	54	2,340	43.33	1984
10. Russell Griffith	50	2,158	43.16	1985
11. Tony Epperson	*101	*4,356	43.13	2013
12. Tyler McNannay	26	1,119	43.04	2012
13. Lyle Johnston	30	1,282	42.73	1964
14. Scott Shields	61	2,597	42.57	1998
15. Scott Shields	48	2,043	42.56	1997

\*most punts and punting yards in a season in FCS history.



**Mike Snoy**

### GAME LEADERS (MIN. 3 PUNTS)

<u>NAME</u>	<u>PUNTS</u>	<u>YDS</u>	<u>AVG.</u>	<u>OPPONENT</u>
1. Tony Epperson	8	440	55.0	McNeese State 2012
2. Lyle Johnston	7	372	53.1	Northern Arizona 1965
3. Scott Shields	5	265	53.0	CS-Northridge 1996
4. Mackenzie Morgan	5	258	51.6	vs. Idaho State 20-21
Tyler McNannay	5	258	51.6	at Southern Utah 2012
6. Tony Epperson	3	154	51.3	at UC Davis 2012
7. Jacob DeMaio	5	256	51.2	at Southern Utah 2016
8. Russell Griffith	6	306	51.0	at Northern Arizona 1986
9. Tony Epperson	10	507	50.7	at BYU 2012
10. Scott Shields	5	252	50.4	Southern Utah 1997



## PUNTING

### YEAR-BY-YEAR LEADERS

YEAR	PLAYER	No.	YARDS	Avg.
2024	Oscar Doyle	47	2,089	44.4
2023	Jack Burgess	54	2,548	47.2
2022	Jack Burgess	46	1,863	40.5
2021	Mackenzie Morgan	51	2,085	40.9
20-21	Mackenzie Morgan	31	1,281	41.3
2019	Doug Lloyd	82	3,558	43.4
2018	Doug Lloyd	80	3,214	40.2
2017	Jacob DeMaio	60	2,535	42.3
2016	Jacob DeMaio	62	2,691	43.4
2015	Josh Kealamakia	51	2,066	40.5
2014	Blake O'Neill	62	2,737	44.1
2013	Tony Epperson	*101	*4,356	43.1
2012	Tony Epperson	32	1,536	48.0
2011	Josh Kealamakia	52	2,147	41.3
2010	Josh Kealamakia	45	1,797	39.9
2009	Mike Snoy	50	2,075	41.5
2008	Mike Snoy	53	2,018	38.1
2007	Mike Snoy	54	2,276	42.1
2006	Mike Snoy	63	2,537	40.3
2005	Wyatt Kennah	64	2,368	37.0
2004	Wyatt Kennah	59	2,464	41.8
2003	Travis Atwood	39	1,487	38.1
2002	Joey Spendlove	50	1,920	38.4
2001	Wyatt Kennah	56	2,224	39.7
2000	Travis Atwood	70	2,759	39.4
1999	Joey Spendlove	53	2,122	40.0
1998	Scott Shields	61	2,597	42.6
1997	Scott Shields	48	2,043	42.6
1996	Scott Shields	48	1,940	40.4
1995	Tyler Gunderson	26	1,042	40.1
1994	Bryan Martin	44	1,605	36.5
1993	Roy Hudson	54	2,266	42.0
1992	Roy Hudson	53	2,013	38.0
1991	Roy Hudson	42	1,497	35.6
1990	Brent Chuhaniuk	33	1,370	41.5
1989	Brent Chuhaniuk	58	2,437	42.0
1988	Brent Chuhaniuk	38	1,682	44.3
1987	Dane Griffith	49	1,906	38.9
1986	Dane Griffith	62	2,618	42.2
1985	Dane Griffith	50	2,158	43.1
1984	Bob Hagedorn	54	2,340	43.3
1983	Kory Bosgieter	59	2,249	38.1
1982	Kory Bosgieter	59	2,164	36.7
1981	Curt Miller	75	3,018	40.2
1980	Curt Miller	80	3,013	37.7
1979	Bill Kelly	57	2,294	40.3
1978	Curt Miller	55	2,004	36.4
1977	Mike Korvas	59	2,298	39.0
1976	Mike Korvas	52	2,193	42.2
1975	Dannie Marrelli	61	2,539	41.6
1974	Ralph Parish	68	2,742	40.3
1973	Ralph Parish	76	2,970	39.1
1972	Terry Bulych	58	2,169	37.4
1971	Don Ritchey	45	1,878	41.7
1970	Don Ritchey	63	2,486	39.5
1969	John Pezeley	66	2,645	40.1
1968	Steve Smith	59	2,156	36.5
1967	Steve Smith	63	2,783	44.2
1966	Burt Wilde	27	1,104	40.9
1965	Lyle Johnston	29	1,340	46.2
1964	Lyle Johnston	30	1,282	42.7
1963	Lyle Johnston	28	1,080	38.5

\* NCAA FCS single-season record

### LONGEST PUNTS

1.	91*	- Jacob DeMaio	at Southern Utah	2016
2.	86	- Tony Epperson	Idaho State	2013
3.	84	- Tony Epperson	Idaho State	2013
4.	83	- Steve Smith	at Western State	1967
5.	82	- Scott Shields	Cal St.- Northridge	1996
6.	81	- Joey Spendlove	at Cal St.-Northridge	1999
7.	80	- Josh Kealamakia	at Utah State	2011
8.	76	- Brent Chuhaniuk	Northern Arizona	1989
9.	75	- Terry Bulych	Montana	1971
10.	74	- Blake O'Neill	Cal Poly	2014
	74	- Tony Epperson	at BYU	2012
12.	73	- Lyle Johnston	Northern Arizona	1965
		Mike Snoy	at Montana State	2006
14.	72	- Doug Lloyd	Northern Iowa	2019
		Scott Shields	Southern Utah	1997
16.	71	- Blake O'Neill	Northern Arizona	2014
		Tony Epperson	McNeese State	2012
		Josh Kealamakia	at Utah State	2011
		Steve Smith	Cal St.-Los Angeles	1967
		Lyle Johnston	Northern Arizona	1965
21.	70	- Jack Burgess	Montana State	2023
		Tony Epperson	Southern Utah	2013
		Steve Smith	at Montana State	1967

\* Big Sky Conference record



**Jacob DeMaio**



## INTERCEPTIONS

### CAREER LEADERS

<u>NAME</u>	<u>INTs</u>	<u>YARDS</u>	<u>TDs</u>	<u>YEARS</u>
1. Scott Shields	*23	278	2	1995-98
2. Dennis Duncanson	15	168	1	1977-78
3. Orin Trussel	14	202	0	1973-76
4. Luther White	11	196	1	1967-68
Fredrick X	11	86	1	1989-93
6. Maxwell Anderson	9	56	0	2019-23
Mike Babb	9	90	1	1989
Elbert Gray	9	98	0	1978-82
Mike Rosky	9	67	0	1977-78
Randle Anderson	9	145	0	1970-71
11. Kris Jugler	8	126	0	1981-82
Mike Nichter	8	71	0	1979-82
Mark Hood	8	18	0	1991-93
Junior Baker	8	126	0	1994-97
Keenan Gordon	8	111	1	1997-00

\*Big Sky career leader

### LONGEST INTERCEPTION RETURNS

1.	98	Luther White	Cal State Northridge	1968
2.	95	Frankie Edwards	at Sacramento State	2024
3.	75	David James	Sacramento State	2011
4.	*73	Maurice Neal	at Idaho State	2010
5.	70	D.J. Bush	Stephen F. Austin	2013
6.	*66	Jason Allen	at Montana	1999
7.	*64	Xequille Harry	Montana	2017
	64	Landon Stice	at South Dakota	2016
	*64	Anthony Parker	at Boise State	1998
	*64	Lorenzo Thompson	at Boise State	1982
11.	*61	Gus Lawlar	SW State ( Minn.)	1983
12.	*60	Eddie Phillips	Southern Colorado	1964
13.	*59	Rod Leslie	Portland State	1965
	*58	James McGowan	at Sacramento State	2004
	*55	Junior Baker	at Northern Arizona	1996

\*Non-Scoring Return

### SEASON LEADERS

<u>NAME</u>	<u>INTs</u>	<u>YARDS</u>	<u>TDs</u>	<u>YEAR</u>
1. Dennis Duncanson	10	93	1	1977
Scott Shields	10	101	0	1996
3. Mike Babb	9	90	1	1989
4. Orin Trussel	7	130	0	1974
Randle Anderson	7	134	0	1971
Scott Shields	7	100	2	1997
7. Luther White	6	77	0	1967
Fredrick X	6	21	0	1991
Scott Shields	6	77	0	1998

### GAME LEADERS

<u>Name</u>	<u>INTs.</u>	<u>YDs</u>	<u>TDs</u>	<u>Opponent</u>
1. Mike Babb	4	90	1	at Idaho State 1989
2. Jawain Harrison	3	39	0	Sacramento State 2015
Josh Morris	3	0	0	at Idaho State 2008
Keenan Gordon	3	7	0	Sacramento State 1999
Scott Shields	3	29	0	at Portland State 1996
Fredrick X	3	5	0	at Montana State 1991
Dennis Duncanson	3	17	0	at Montana 1977
Dennis Duncanson	3	69	1	Portland State 1977
Craig Schneider	3	71	0	Portland State 1971



Scott Shields  
1995-98

Scott Shields



## INTERCEPTIONS

### YEAR-BY-YEAR LEADERS

Year	Player	No.	Yards	Long
2024	four-way tie	1	---	---
2023	Maxwell Anderson	2	11	7
2022	Maxwell Anderson	5	43	26
2021	Desmond Williams	2	74	65
	Ja'Kobe Harris	2	59	37
20-21	Preston Smith	3	0	0
2019	Eddie Heckard	3	36	19
	Ja'Kobe Harris	3	44	26
2018	Landon Stice	5	79	31
2017	Xequille Harry	5	105	60
2016	five-way tie	1	---	---
2015	Jawain Harrison	3	39	37
2014	Josh Burton	3	20	22
	Deon'tae Florence	3	29	29
2013	Deontae Florence	4	16	16
2012	Kela Marciel	2	0	0
2011	Devin Pugh	3	35	33
2010	David James	3	12	12
2009	Jordan Brown	3	65	34
2008	Scotty Goodloe	5	71	41
	Josh Morris	5	0	0
2007	Brndin Williams	2	58	53
2006	Ty Sparrow	3	68	35
2005	John Collins	2	15	12
2004	James McCowan	2	58	58
2003	Dewey Crayton	3	31	31
2002	Dewey Crayton	2	23	23
2001	Marcus Thurman	3	26	15
2000	Keenan Gordon	3	55	51
1999	Jason Allen	4	131	66
	Keenan Gordon	4	21	17
1998	Scott Shields	6	77	52
1997	Scott Shields	7	100	37
1996	Scott Shields	10	101	35
1995	Sheddrick Mickles	3	39	30
1994	Rob Hitchcock	3	22	15
	Nick McDaniel	3	2	2
1993	Rob Hitchcock	3	63	38
1992	Derrick Beatty	3	39	27
1991	Fredrick X	6	21	16
1990	Fredrick Smith	4	48	48
1989	Mike Babb	9	90	35
1988	Three-way tie	2	-	-
1987	Vernell Quinn	3	138	54
	Calvin Hampton	3	46	24
1986	Renaldo Devers	4	20	20
1985	Darryl Pollard	4	50	26
1984	Todd Boyer	3	32	32
1983	Jim Arslanian	4	27	27
1982	Elbert Gray	4	48	25
1981	Kris Jugler	4	53	43
	Victor Fletcher	4	24	18
1980	Sam Reeves	3	0	0
1979	Mark Massey	5	72	43
1978	Dennis Duncanson	5	75	41
1977	Dennis Duncanson	10	93	42
1976	Doug Battershill	4	12	3
1975	Orin Trussell	3	22	18
1974	Orin Trussell	7	130	42
1973	Ralph Parish	3	31	27
1972	Craig Schneider	3	92	51
	Mike Mannott	3	75	42
1971	Randle Anderson	7	134	47
1970	Steve Schmitz	4	20	11
1969	Jerry Williams	4	21	14
1968	Wes Patterson	4	14	11
1967	Luther White	6	77	21
1966	John Knight	3	0	0
1965	Lee Bunnell	3	12	-
1964	Six-way tie	1	-	-
1963	Lyle Johnston	5	51	-

### WSU INTERCEPTIONS RETURNED FOR TOUCHDOWNS

- Eddie Phillips..... 40 yards .....Montana State . 1965
- Luther White..... 98 yards ..... CS-Northridge . 1968
- Pete Nepote ..... 38 yards .....Northern Michigan . 1969
- Craig Schneider ..... 51 yards .....Idaho . 1972
- Mike Mannott..... 45 yards .....Idaho . 1972
- Dennis Duncanson..... 42 yards ..... Portland State . 1977
- Joe Long ..... 33 yards .....Nevada . 1984
- Darryl Pollard ..... 27 yards ..... Portland State . 1985
- Calvin Hampton..... 30 yards ..... at Portland State . 1986
- Calvin Hampton..... 24 yards .....Southern Utah . 1987
- Vernell Quinn..... 53 yards .....Idaho . 1987
- Calvin Hampton..... 22 yards .....at Nevada . 1987
- Vernell Quinn..... 31 yards .....at Nevada . 1987
- Mike Babb ..... 25 yards .....at Idaho State . 1989
- Austin Peters..... 28 yards .....Montana State . 1990
- Fredrick X..... 48 yards ..... at No. Arizona . 1990
- Rob Hitchcock..... 25 yards ..... CS-Northridge . 1993
- Rob Hitchcock..... 38 yards .....E. Washington . 1993
- Scott Shields ..... 18 yards ..... Western State . 1997
- Scott Shields ..... 37 yards ..... Sacramento State . 1997
- Keenan Gordon..... 35 yards ..... at Portland State . 1998
- Eric Lohnes ..... 29 yards ..... Sacramento State . 2001
- Marcus Thurman ..... 15 yards .....Idaho State . 2001
- Matt McFadden ..... 30 yards .....Eastern Oregon . 2002
- Brady Fosmark..... 22 yards .....Idaho State . 2003
- Dewey Crayton..... 21 yards .....Idaho State . 2003
- Mike Strohshine ..... 25 yards ..... at Portland State . 2003
- Brandin Williams ..... 53 yards ..... Northern Arizona . 2007
- Scotty Goodloe..... 41 yards ..... Portland State . 2008
- David James ..... 75 yards ..... Sacramento St. . 2011
- D.J. Bush..... 70 yards ..... Stephen F. Austin . 2013
- D.J. Bush..... 26 yards .....Idaho State . 2013
- Josh Burton..... 8 yards .....at Oregon State . 2015
- Cordero Dixon ..... 30 yards ..... at Montana . 2015
- Landon Stice ..... 64 yards ..... at South Dakota . 2016
- Jordan Preator ..... 23 yards ..... Montana . 2017
- Jordan Preator ..... 52 yards ..... Southeast Missouri . 2018
- Desmond Williams ..... 65 yards ..... Northern Colorado . 2021
- Braxton Gunther..... 47 yards ..... Northern Colorado . 2021
- Conner Mortensen ..... 50 yards ..... Northern Colorado . 2021
- Desmond Williams ..... 33 yards ..... at Utah State . 2022
- Winston Reid..... 40 yards .. at Northern Colorado . 2023
- Frankie Edwards ..... 95 yards ... at Sacramento State . 2024

### LAST OPPONENT TO RETURN AN INTERCEPTION FOR A TOUCHDOWN

Jayden Dawson - Idaho State  
45 yards - Oct. 30, 2021 - Pocatello, ID

### LAST WSU PLAYER TO RETURN A FUMBLE FOR A TOUCHDOWN

Garrett Beck - at Idaho State  
35 yards - Nov. 4, 2023 - Pocatello, ID

### LAST OPPONENT TO RETURN A FUMBLE FOR A TOUCHDOWN

Mitchell Johnson - Eastern Washington  
13 yards - Oct. 8, 2022 - Ogden



# WILDCAT FOOTBALL



## TEAM SUPERLATIVES

### MOST POINTS IN A GAME

- 76 .....vs. Montana Western..... W ...76-0 ..... 09-02-17
- 74 .....vs. Portland State ..... W ...74-6 ..... 11-13-65
- 73 .....at Portland State..... W ...73-68 ..... 10-27-07
- 70 .....vs. Cal State Los Angeles..... W ...70-7 ..... 10-01-66
- 67 .....vs. Northern Arizona ..... W ...67-28 ..... 11-06-93
- 63 .....at Portland State..... W ...63-17 ..... 11-11-17
- 63 .....vs. Eastern Washington..... W ...63-59 ..... 09-28-91
- 63 .....vs. Idaho State..... W ...63-33 ..... 10-25-86
- 62 .....at Southern Utah ..... W ...62-0 ..... 11-13-21
- 62 .....vs. Montana Western..... W ...62-6 ..... 08-28-08
- 62 .....vs. New Mexico Highlands ..... W ...62-7 ..... 11-09-91
- 62 .....vs. Southern Utah..... W ...62-20 ..... 09-07-85
- 61 .....vs. Western State ..... W ...61-0 ..... 09-03-05
- 60 .....at Idaho State ..... W ...60-41 ..... 11-23-91
- 60 .....vs. Wisconsin-Oshkosh ..... W ...60-0 ..... 09-12-70

### MOST POINTS ALLOWED IN A GAME

- 81 .....at Montana..... L ...22-81 ..... 09-25-99
- 79 .....at Idaho..... L ...30-79 ..... 11-12-94
- 75 .....at Portland State..... L ...0-75 ..... 11-22-80
- 70 .....at Utah State..... L ...6-70 ..... 09-14-13
- 70 .....at Utah ..... L ...7-70 ..... 09-07-13
- 68 .....at Portland State..... W ...73-68 ..... 10-27-07
- 65 .....at Portland State..... L ...43-65 ..... 10-20-01
- 64 .....at Texas Tech..... L ...21-64 ..... 11-20-10
- 62 .....at Northeast Louisiana..... L ...37-62 ..... 10-01-94
- 59 .....at Northern Arizona..... L ...45-59 ..... 10-05-96
- 59 .....vs. Eastern Washington..... W ...63-59 ..... 09-28-91

### SHUTOUTS

- at Northwestern State ..... W ...39-0 ..... 09-21-24
- at Southern Utah ..... W ...62-0 ..... 09-02-21
- vs. Montana Western ..... W ...76-0 ..... 09-02-17
- at Northern Colorado..... W ...23-0 ..... 10-13-07
- vs. Western State..... W ...61-0 ..... 09-03-05
- vs. Southwest State ..... W ...55-0 ..... 11-11-89
- vs. Fort Lewis..... W ...44-0 ..... 09-08-84
- vs. Nevada ..... W ...10-0 ..... 09-27-80
- vs. UNLV ..... W ...30-0 ..... 10-28-72
- vs. Wisconsin-Oshkosh..... W ...60-0 ..... 09-12-70
- at Western State ..... W ...20-0 ..... 11-18-67
- at Idaho State..... W ...19-0 ..... 10-28-67
- at Montana ..... W ...28-0 ..... 10-08-66
- vs. Eastern Montana ..... W ...20-0 ..... 09-26-64
- vs. Western Montana ..... W ...28-0 ..... 11-10-62
- at Eastern Oregon..... W ...34-0 ..... 11-03-62

### LONGEST WINNING STREAKS

- 10 .....Oct. 28, 1967 - Oct. 26, 1968
- 8 .....Oct. 16, 1993 - Sept. 17, 1994
- 7 .....Sept. 28 - Nov. 9, 2019
- 7 .....Oct. 13 - Dec. 1, 2018
- 7 .....Oct. 21 - Dec. 2, 2017

### LARGEST MARGIN OF VICTORY

- 76 .....vs. Montana Western..... W ...76-0 ..... 09-02-17
- 68 .....vs. Portland State ..... W ...74-6 ..... 11-13-65
- 63 .....vs. Cal State Los Angeles..... W ...70-7 ..... 10-01-66
- 62 .....at Southern Utah ..... W ...62-0 ..... 11-13-21
- 61 .....vs. Western State ..... W ...61-0 ..... 09-03-05
- 60 .....vs. Wisconsin-Oshkosh ..... W ...60-0 ..... 09-12-70
- 56 .....vs. Montana Western..... W ...62-6 ..... 08-28-08
- 55 .....vs. New Mexico Highlands ..... W ...62-7 ..... 11-09-91
- 55 .....vs. Southwest State..... W ...55-0 ..... 11-11-89
- 50 .....at Montana State ..... W ...53-3 ..... 10-18-69

### LARGEST MARGIN OF DEFEAT

- 75 .....at Portland State..... L ...0-75 ..... 11-20-80
- 64 .....at Utah State..... L ...6-70 ..... 09-14-13
- 63 .....at Utah ..... L ...7-70 ..... 09-07-13
- 59 .....at Montana..... L ...22-81 ..... 09-25-99
- 56 .....vs. Idaho..... L ...0-56 ..... 09-18-93
- 51 .....at Toledo ..... L ...0-51 ..... 09-09-00
- 49 .....at Boise State ..... L ...7-56 ..... 08-30-07
- 48 .....vs. Montana State..... L ...0-48 ..... 10-06-84
- 47 .....at Cal Poly ..... L ...0-47 ..... 10-12-13
- 46 .....at Cal State San Diego..... L ...12-58 ..... 09-23-67

### OVERTIME GAMES

- at Sacramento State ..... L ...48-51 (2ot) .... 10-19-24
- at Montana ..... W ...55-48 (ot) ..... 10-05-24
- at South Dakota ..... L ...49-52 (ot) ..... 09-10-16
- at Montana ..... W ...24-21 (ot) ..... 10-10-15
- vs. Northern Colorado..... W ...50-47 (4ot) .... 09-11-10
- vs. Cal Poly ..... W ...43-40 (4ot) .... 11-03-01
- vs. Eastern Washington ..... L ...24-27 (ot) ..... 09-23-00
- vs. Idaho State ..... W ...45-38 (2ot) .... 09-15-90
- vs. Nevada ..... W ...46-43 (3ot) .... 11-06-82
- at Idaho State..... L ...30-33 (3ot) .... 11-21-81
- vs. Northern Arizona ..... W ...24-23 (ot) ..... 10-31-81

### GAMES VS. FBS OPPONENTS (since 1978)

- at Utah State ..... W 44-25...11-11-78
- at BYU ..... L 3-48...09-15-79
- Utah State ..... L 13-50...11-08-80
- at Utah State ..... L 18-31...09-19-81
- at Utah State ..... L 10-31...09-18-82
- at Fresno State .. L 9-25...09-25-82
- at UTEP ..... L 34-40...11-19-83
- at Utah ..... L 16-52...09-01-84
- at UTEP ..... L 21-48...09-10-88
- at UNLV ..... L 12-16...09-09-89
- at Wyoming ..... L 12-21...10-20-90
- at Air Force ..... L 31-48...08-31-90
- at New Mexico St. L 21-37...09-05-92
- at Nevada..... W 23-21...10-31-92
- at Nevada..... W 47-30...10-23-93
- at West.Michigan . L 21-28...08-31-95
- at Cent. Michigan. L 31-39...09-09-95
- at Toledo..... L 24-31...09-28-96
- at Boise State..... L 7-24...09-20-97
- at Boise State..... L 13-24...10-17-98
- at Wyoming ..... L 16-41...09-11-99
- at Toledo..... L 0-51...09-09-00
- at Arkansas ..... L 19-42...10-06-01
- at New Mexico ... L 24-38...08-31-02
- at Colorado St.... L 7-31...09-13-03
- at UTEP..... L 0-32...09-11-04
- at Fresno State .. L 17-55...09-10-05
- at Colorado St.... L 6-30...09-02-06
- at Boise State..... L 7-56...08-30-07
- at Hawaii ..... L 17-36...09-06-08
- at Utah ..... L 21-37...09-27-08
- at Wyoming ..... L 22-29...09-05-09
- at Colorado St. ... L 23-24...09-12-09
- at Boston College L 20-38...09-04-10
- at Texas Tech ..... L 21-64...11-20-10
- at Wyoming ..... L 32-35...09-03-11
- at Utah State ..... L 17-54...09-10-11
- at Fresno State . L 10-37...09-01-12
- at BYU..... L 13-45...09-08-12
- at Utah ..... L 7-70...09-07-13
- at Utah State..... L 6-70...09-14-13
- at Arizona State.. L 14-45...08-28-14
- at Oregon State.. L 7-26...09-04-15
- at Utah State ..... L 6-45...09-01-16
- at Cal..... L 20-33...09-09-17
- at Utah ..... L 10-41...08-30-18
- at San Diego St. . L 0-6...08-31-19
- at Nevada..... L 13-19...09-14-19
- at Utah ..... L 17-40...09-02-21
- at Utah State..... W 35-7...09-10-22
- at Utah ..... L 7-31...09-16-23
- at Washington..... L 3-35...08-31-24



## DEFENSE

Note: complete defensive statistics were not kept from 1962-1976.

### SOLO TACKLES

#### CAREER LEADERS

	NAME	TACKLES	YEARS
1.	David Stroshine	215	1995-98
2.	Winston Reid	170	2018-23
3.	Nick Webb	167	2008-11
4.	Danny Rich	165	1978-81
5.	Eddie Heckard	158	2018-22
6.	Matt McFadden	152	2000-03
7.	Keenan Gordon	150	1997-00
8.	Scott Shields	145	1995-98
9.	Preston Smith	143	2017-21
	Brady Fosmark	143	2002-05

#### SEASON LEADERS

	NAME	TACKLES	YEAR
1.	Mike Powell	74	1985
2.	David Stroshine	73	1997
3.	Rob Hitchcock	70	1994
4.	Nick Webb	69	2010
5.	Winston Reid	68	2023
	Winston Reid	68	2022
7.	Jordan Brown	67	2010
	David Stroshine	67	1998
9.	Danny Rich	65	1981
10.	Matt McFadden	62	2001

#### GAME LEADERS

	NAME	TKLS	OPP.	YEAR
1.	Eric Jones	17	at MSU	2004
2.	Tim Evans	15	Utah St.	1977
	Matt McFadden	15	Idaho St	2001
4.	Conner Mortensen	14	Kennesaw St.	2019
5.	Danny Rich	13	at Utah St.	1981
	Mike Humiston	13	at Boise St.	1980
7.	Troy Juergens	12	at NAU	1990
	Mike Powell	12	at Pacific	1985
	Joe DiPoalo	12	Montana St.	1983
	Danny Rich	12	at PSU	1980
	Curtis McGhan	12	at Nevada	1979
	Rob Hitchcock	12	at So. Utah	1994
	Weston Weaver	12	So. Utah	1997
	Eric Weston	12	So. Utah	1997
	Dallas Drecksel	12	at St. Mary's	2003
	Nick Webb	12	at PSU	2011

### ASSISTED TACKLES

#### CAREER LEADERS

	NAME	TACKLES	YEARS
1.	Danny Rich	285	1978-81
2.	Joe DiPoalo	234	1982-83
3.	Anthony Morales	210	2010-13
3.	Matt McFadden	198	2000-03
4.	Curtis McGhan	195	1978-81
5.	Joe Long	194	1984-87
6.	Mike Powell	190	1982-85
7.	Mike McLeod	178	1977-78
8.	Mike Humiston	174	1977-80
	Tim Evans	174	1977-78
	Jantz Afuvai	174	1990-93

#### SEASON LEADERS

	NAME	TACKLES	YEAR
1.	Joe DiPoalo	127	1982
2.	Marty Mendenhall	109	1983
3.	Joe DiPoalo	107	1983
4.	Danny Rich	102	1980
5.	Danny Rich	96	1981
6.	Tim Evans	89	1978
7.	Mike Powell	88	1985
8.	Curtis McGhan	86	1981
9.	Tim Evans	85	1977
10.	Joe Long	84	1986

#### GAME LEADERS

	NAME	TKLS	OPP.	YEAR
1.	Danny Rich	23	Nevada	1980
2.	Joe DiPoalo	22	Boise St.	1982
3.	Joe DiPoalo	20	MSU	1982
	Joe DiPoalo	20	at UTEP	1983
5.	Curtis McGhan	19	at MSU	1981
6.	Danny Rich	18	NAU	1981
	John Kavanaugh	18	at MSU	1981
7.	Danny Rich	17	at MSU	1981
	Marty Mendenhall	17	at Boise St.	1983

### TOTAL TACKLES

#### CAREER LEADERS

	NAME	UN / AT	TOT.	YRS.
1.	Danny Rich	165 / 285	450	78-81
2.	David Stroshine	215 / 139	354	95-98
3.	Matt McFadden	152 / 198	350	00-03
4.	Joe DiPoalo	112 / 234	346	82-83
5.	Anthony Morales	132 / 210	342	10-13
6.	Mike Powell	127 / 190	317	82-85
7.	Jantz Afuvai	129 / 174	303	90-93
8.	Joe Long	101 / 194	295	84-87
9.	Mike Humiston	120 / 174	294	77-80
10.	Nick Webb	167 / 120	287	08-11

#### SEASON LEADERS

	NAME	UN / AT	TOT.	YEAR
1.	Joe DiPoalo	57 / 127	184	1982
2.	Mike Powell	74 / 88	162	1985
	Joe DiPoalo	55 / 107	162	1983
4.	Danny Rich	65 / 96	161	1981
	Danny Rich	59 / 102	161	1980
6.	Marty Mendenhall	37 / 109	146	1983
7.	C.D. Beck	56 / 82	138	1988
8.	Matt McFadden	50 / 83	133	2003
9.	Joe Long	48 / 84	132	1986
10.	Tim Evans	45 / 85	130	1977

#### GAME LEADERS

	NAME	UN / AT	Tot	Opp.
1.	Danny Rich	8 / 23	31	Nevada '80
2.	Joe DiPoalo	11 / 17	28	Nevada '82
	Joe DiPoalo	6 / 22	28	Boise St '83
4.	Joe DiPoalo	7 / 20	27	MSU '82
5.	Danny Rich	6 / 18	24	at NAU '80
6.	Tim Evans	15 / 8	23	Utah St. '77
	Curtis McGhan	4 / 19	23	at MSU '81
	Marty Mendenhall	6 / 17	23	BSU '83
	Matt McFadden	15 / 8	23	ISU '01
	Anthony Morales	8 / 15	23	UM '12
11.	Danny Rich	5 / 17	22	at MSU '81



# WILDCAT FOOTBALL



## DEFENSE

Note: complete defensive statistics were not kept from 1962-1976.

### TACKLES FOR LOSS

#### CAREER LEADERS

NAME	TFL'S	YEARS
1. Brady Fosmark	64.5	2001-05
2. David Stroshine	60	1995-98
3. Weston Weaver	45	1995-97
4. Adam Rodriguez	41	2016-19
5. Kevin Linehan	39.5	2006-09
6. Jason Jensen	35	1992-95
Obie Spanic	35	1991-94
8. LeGrand Toia	32.5	2015-18
Shane Barkdull	32.5	2000-05
10. Jared Schiess	32	2017-21

#### SEASON LEADERS

NAME	TFL's	YEAR
1. Rob Hitchcock	23	1994
2. David Stroshine	21	1997
3. Brady Fosmark	20.5	2002
4. Eric Weston	19	1997
Obie Spanic	19	1994
6. Kemari Munier-Bailey	18.5	2024
Brady Fosmark	18.5	2004
8. Weston Weaver	18	1997
9. David Stroshine	17	1996
Weston Weaver	17	1995

### SACKS

#### CAREER LEADERS

NAME	SACKS	YEARS
1. Brady Fosmark	32.5	2002-05
2. Jason Jensen	25	1992-95
3. Kevin Linehan	22.5	2006-09
4. Adam Rodriguez	22	2016-19
5. Shane Barkdull	21.5	00, 03-05
6. Eric Weston	19	1996-97
7. David Stroshine	17	1995-98
8. Jack Kelly	16.5	2021-23
Obie Spanic	16	1991-94
10. Jonah Williams	15	2016-19
Robb Akey	15	1984-87
Mike Lee	15	1984-87

#### SEASON LEADERS

NAME	SACKS	YEAR
1. Eric Weston	13	1997
2. Brady Fosmark	12.5	2003
3. Otto Ribary	11	1979
4. Jack Kelly	10.5	2023
Adam Rodriguez	10.5	2019
Kevin Linehan	10.5	2008
7. Jason Jensen	10	1994
Obie Spanic	10	1994
9. Kemari Munier-Bailey	9	2024
Brian Edmisten	9	1998

#### GAME LEADERS

Name	Sacks	Opp.	Year
1. Adam Rodriguez	4	Montana	19
Trevor Pletcher	4	Idaho State	11
Brian Edmisten	4	CS-North.	98
Weston Weaver	4	at PSU	96
Jacob Belmont	4	MT Tech	94
Kris Heindel	4	Idaho St.	90
Otto Ribary	4	Portland St.	77
8. Kemari Munier-Bailey	3	at NW St.	24
Steven Bryant	3	Montana	22
Cardon Malan	3	at SUU	17
Ryan Eastman	3	at EWU	09
Brady Fosmark	3	at EWU	03
Brady Fosmark	3	Idaho St.	03
Kris Heindel	3	at Wyoming	90
Robb Akey	3	Boise St.	87
Mark Russell	3	at MSU	85
Kevin Lapa	3	NAU	83
Mike Humiston	3	Idaho St.	78



Adam Rodriguez



Rob Hitchcock



## DEFENSE

### FORCED FUMBLES

#### CAREER LEADERS

	<u>Name</u>	<u>FF</u>	<u>Years</u>
1.	Winston Reid	9	2018-23
	Brady Fosmark	9	2002-05
3.	Beau Hadley	8	2006-09
	Kevin Linehan	7	2006-09
	Troy Juergens	7	1987-90
	Matt McFadden	7	2000-03
7.	Eddie Heckard	6	2018-22
	Mike Lee	6	1984-87
9.	Jack Kelly	5	2021-23
	Preston Smith	5	2017-21
	Mike Powell	5	1982-85
	Joe DiPoalo	5	1982-83
	Mike Humiston	5	1977-80
	Derrick Beatty	5	1991-94
	Jason Jensen	5	1992-95
	Weston Weaver	5	1995-97

#### SEASON LEADERS

	<u>Name</u>	<u>FF</u>	<u>Year</u>
1.	Troy Juergens	7	1989
2.	Winston Reid	5	2022
	Beau Hadley	5	2008
	Kevin Linehan	5	2008
5.	Mike Lee	4	1985
	Mike Powell	4	1985
	Joe DiPoalo	4	1983
	Mike Humiston	4	1978

#### GAME LEADERS

	<u>Name</u>	<u>FF</u>	<u>Opp.</u>	<u>Year</u>
1.	Winston Reid	3	Idaho St.	22
2.	Jack Kelly	2	at UNI	23
	Preston Smith	2	NAU	19
	George Tarlas	2	at Idaho	19
	Beau Hadley	2	at NAU	08
	Kevin Linehan	2	at NAU	08
	Brady Fosmark	2	at St. Mary's	03
	Matt McFadden	2	Idaho St.	01
	David Stroshine	2	St. Mary's	95
	Mike Lee	2	at MSU	85
	Mike Powell	2	Montana	84
	Bill Griz	2	at MSU	79

### FUMBLE RECOVERIES

#### CAREER LEADERS

	<u>Name</u>	<u>FR</u>	<u>Years</u>
1.	Shane Barkdull	8	00, 03-05
2.	Dennis Duncanson	5	1977-78
	Keenan Gordon	5	1997-00
	Michael Thompson	5	1997-00
5.	Kevin Linehan	4	2006-09
	Charles Boughton	4	2001-02
	Tim Otton	4	1989-92
	Dave Palaniuk	4	1988-90
	Marty Mendenhall	4	1982-83
	Vic Fletcher	4	1981-82
	Curtis McGhan	4	1978-81
	Doug Battershill	4	1977-78

#### SEASON LEADERS

	<u>Name</u>	<u>FR</u>	<u>Year</u>
1.	Shane Barkdull	4	2005
	Dave Palaniuk	4	1990
	Vic Fletcher	4	1982
	Dennis Duncanson	4	1977
2.	Kelly Felkins	3	1995
	C.D. Beck	3	1989
	Joe Long	3	1986
	Mike Lee	3	1984
	Marty Mendenhall	3	1983
	Curtis McGhan	3	1980
	Cam McKnight	3	1978
	Doug Battershill	3	1977
	Michael Thompson	3	1999
	Charles Boughton	3	2001

#### GAME LEADERS

	<u>Name</u>	<u>FR</u>	<u>Opp.</u>	<u>Year</u>
1.	Robb Akey	2	E. Wash.	87
	Mike Lee	2	MSU	84
	Vic Fletcher	2	at Boise St.	82
	Curtis McGhan	2	MSU	80
	Jeff Moore	2	at No. Iowa	80
	Mike Humiston	2	at Idaho St.	79
	Doug Battershill	2	Utah St.	77
	Tim Odland	2	MT Tech	03
	Danny Mullarkey	2	McNeese St.	12



Brady Fosmark



Shane Barkdull



## DEFENSE

### PASS BREAK UPS\*

#### CAREER LEADERS

	<u>Name</u>	<u>Breakups</u>	<u>Years</u>
1.	Taron Johnson	42	2014-17
2.	Maxwell Anderson	39	2019-23
3.	Eddie Heckard	30	2018-22
4.	Junior Baker	26	1994-97
5.	Ian Franklin	22	1993-96
6.	Marque Collins	19	2018-23
	Josh Morris	19	2007-09
8.	Wade Davis	18	1997-99
	David James	16	2010-12
	Terrell Cloud	16	2004-08
	Dewey Crayton	16	2002-05
	Calvin Hampton	16	1985-88

#### SEASON LEADERS

	<u>Name</u>	<u>Breakups</u>	<u>Year</u>
1.	Taron Johnson	12	2016
	Taron Johnson	12	2015
3.	Maxwell Anderson	11	2022
	Devonte Johnson	11	2015
	Austin Peters	11	1989
6.	Maxwell Anderson	10	2023
	Parker Preator	10	2018
	Juron Junior	10	2000
	Matt McFadden	10	2003
10.	Eddie Heckard	9	20-21
	Taron Johnson	9	2017
	Taron Johnson	9	2014
	Junior Baker	9	1996
	Dave Costantino	9	1991
	Scott Shields	9	1997
	Michael Thompson	9	2000
	James McCowan	9	2004
	Curlee Dorn	9	2005
	Scotty Goodloe	9	2008
	Josh Morris	9	2008
	Faron Creighton	9	2010

#### GAME LEADERS

	<u>Name</u>	<u>PBUps</u>	<u>Opp.</u>	<u>Year</u>
1.	Marque Collins	5	No. Iowa	19
	Faron Creighton	5	at ISU	10
3.	Mike Powell	4	at MSU	85
	Matt McFadden	4	So. Utah	03
5.	Max Anderson	3	Montana	19
	Keilan Benjamin	3	at MSU	17
	Taron Johnson	3	at USD	16
	Taron Johnson	3	at Idaho St.	14
	Scott Shields	3	at PSU	96
	Austin Peters	3	EWU	89
	Maurice Jackson	3	Boise St.	89
	Jody Marshall	3	at Marshall	87
	Rich Willis	3	NAU	87
	Rich Willis	3	Montana	86
	John Richards	3	Montana	86
	Ray Franklin	3	at NAU	78

\*Breakups do not include interceptions.

### BLOCKED KICKS

#### CAREER LEADERS

	<u>Name</u>	<u>BK</u>	<u>Years</u>
1.	Caldwell Taylor	5	2008-11
2.	Derek Johnson	4	2005-08
	Darryl Pollard	4	1982-85
	Reid Leland	4	1988-92
5.	Jonah Williams	3	2016-19
	Ty Sparrow	3	2006-07
	Shane Barkdull	3	00, 03-05
	Demario Franklin	3	2002
	Joel Barrow	3	94, 97-00
	Rob Hitchcock	3	1992-94
	Cam McKnight	3	1977-78

#### SEASON LEADERS

	<u>Name</u>	<u>BKs</u>	<u>Year</u>
1.	Caldwell Taylor	4	2011
	Demario Franklin	3	2002
	Cam McKnight	3	1973
4.	Maxwell Anderson	2	2022
	Jonah Williams	2	2017
	Derek Johnson	2	2006
	Ty Sparrow	2	2006
	Shane Barkdull	2	00 / 03-05
	Jason Allen	2	1999
	Joel Barrow	2	1998
	Wade Davis	2	1997
	Adam Casto	2	1997
	David Stroshine	2	1997
	Tom Smith	2	1994
	Obie Spanic	2	1993
	Larry Anderson	2	1992
	Reid Leland	2	1989
	Darryl Pollard	2	1985
	Darryl Pollard	2	1984
	Junior Crockett	2	1983

#### GAME LEADERS

	<u>NAME</u>	<u>BK</u>	<u>Opp.</u>
1.	Larry Anderson	2	MSU '92



Taron Johnson



Eddie Heckard



## YEAR-BY-YEAR ATTENDANCE RECORDS

<u>YEAR</u>	<u>TOTAL ATTENDANCE</u>	<u>HOME GAMES</u>	<u>HOME RECORD</u>	<u>AVG. ATTENDANCE</u>	<u>OVERALL</u>
1962	6,712	5	4-1	1,678	5-4
1963	15,473	5	3-2	3,095	6-3
1964	11,862	5	2-3	2,372	2-6
1965	35,293	6	5-1	5,882	8-1
1966	35,506	5	4-1	8,877	6-3
1967	47,861	6	4-2	7,977	6-4
1968	38,523	4	3-1	9,631	7-2
1969	61,568	6	3-3	10,261	6-4
1970	53,596	6	3-2-1	8,933	5-5-1
1971	65,928	6	4-2	10,988	7-2-1
1972	41,336	5	3-2	8,267	5-5
1973	56,726	5	2-3	11,345	3-8
1974	37,718	5	3-2	7,544	4-7
1975	57,807	7	1-5-1	8,258	1-9-1
1976	29,750	4	2-2	7,438	2-9
1977	50,129	6	3-3	8,355	4-6
1978	43,031	5	2-3	8,606	4-7
1979	35,314	5	2-3	7,062	3-8
1980	61,517	5	4-1	12,303	4-7
1981	64,619	6	5-1	10,770	7-4
1982	39,426	5	3-2	7,885	4-7
1983	50,204	5	4-1	10,041	6-5
1984	42,307	6	3-3	7,051	5-6
1985	48,647	6	3-3	8,108	6-5
1986	36,704	5	3-2	7,341	3-8
1987	60,415	6	5-1	10,069	10-3
1988	40,329	6	4-2	6,715	5-6
1989	31,204	6	2-4	5,201	3-8
1990	32,165	4	2-2	8,041	5-6
1991	37,601	6	6-0	6,267	8-4
1992	42,006	5	4-1	8,401	6-5
1993	33,681	7	5-2	4,812	7-4
1994	64,267	5	4-1	12,853	5-6
1995	54,455	6	5-1	9,076	6-5
1996	44,928	5	3-2	8,986	7-4
1997	50,194	6	6-0	8,366	6-5
1998	52,355	6	4-2	8,726	6-5
1999	42,966	6	3-3	7,161	4-7
2000	42,043	6	4-2	7,007	7-4
2001	32,065	5	3-2	6,413	3-8
2002	40,374	5	3-2	8,075	3-8
2003	50,995	7	5-2	7,285	8-4
2004	34,735	6	0-6	5,789	1-10
2005	50,757	5	4-1	10,151	6-5
2006	35,976	6	3-3	5,996	4-7
2007	20,460	5	3-2	4,092	5-6
2008	41,461	6	5-1	6,910	10-4
2009	32,500	5	4-1	6,500	7-5
2010	34,564	5	4-1	6,913	6-5
2011	42,435	5	3-2	8,487	5-6
2012	37,078	5	0-5	7,416	2-9
2013	28,781	5	2-3	5,756	2-10
2014	42,522	5	1-4	8,504	2-10
2015	28,781	5	4-1	5,756	6-5
2016	43,672	5	4-1	8,734	7-5
2017	52,794	6	5-1	8,799	11-3
2018	57,817	7	6-1	8,260	10-3
2019	59,506	8	8-0	7,438	11-4
2020-21	17,359	4	3-1	4,340	5-1
2021	32,022	5	1-4	6,404	6-5
2022	57,406	7	6-1	8,201	10-3
2023	40,777	5	2-3	8,155	6-5
2024	39,252	5	2-3	7,850	4-8
<b>TOTALS</b>	<b>2,650,255</b>	<b>346</b>	<b>219-125-2</b>	<b>7,660</b>	<b>343-347-3</b>



# WILDCAT FOOTBALL



## ELIZABETH DEE SHAW STEWART STADIUM



Located on a hillside above the city of Ogden, at the base of the Wasatch Mountains, there are few stadiums anywhere which can match the natural surroundings as well as Elizabeth Dee Shaw Stewart Stadium located on the campus of Weber State University. With recent improvements and upgrades, Stewart Stadium is now one of the finest stadiums in all of Division I FCS football.

In the summer of 2023, the east stands were completely renovated, as well as a new field and new track. The stadium now has a capacity of 13,441.

In 2019, the Barbara and Rory Youngberg Center was completed at the northend of the stadium, which includes a new football locker room, a state-of-the-art weight room, a 125-seat auditorium and football coaches offices. Also in 2019, two new Daktronics video boards were installed.

In 2011, a new state-of-the-art artificial turf field and a new track were installed at Stewart Stadium, thanks to a generous donation from Robert and Annette Marquardt. A new efficient lighting system has also been installed which has created more light on nighttime events.

Weber State opened a new 38,000 square foot Sky Suites & Press Box complex in 2001. The facility includes 26 sky suites, club seating, a press box facility for media and game operations as well as meeting spaces. The Sky Suites and Press Box complex was built thanks to a generous donation from the Stewart Education Foundation. Since opening in 2001 the facility has hosted many campus and community meetings and events, as well as weddings, dances and other outside events.

Stewart Stadium is also the home of the Weber State Athletic Department offices.

Stewart Stadium has been the home of Weber State football and track and field long since the 1950's when the new campus of then Weber Junior College was built. The stadium was one of the first structures built on the new campus. In 1966, the west stands were added.

In addition to Wildcat Athletic events Stewart Stadium has hosted numerous community events including concerts and religious performances. In 1998 the band Metallica performed. In the summer of 2010 the stadium was filled to capacity for a community religious performance. The stadium has been home to motor cross events, lacrosse games and has hosted the Utah State High School football championships.

### STADIUM RECORDS

<b>Overall Record</b> .....	<b>217-122-2 (.638)</b>
<b>Most Points by Weber State</b> .....	<b>76 vs. Montana Western (09-02-17)</b>
Big Sky .....	67 vs. Northern Arizona (11-06-93)
<b>Most Points by an Opponent</b> .....	<b>59 by Eastern Washington (09-28-91)</b>
Big Sky .....	59 by Eastern Washington (09-28-91)
<b>Most Combined Points</b> .....	<b>122: Weber State 63, E. Washington 59 (09-28-91)</b>
<b>Fewest Combined Points</b> .....	<b>7: Western State 7, Weber State 0 (10-31-64)</b>
<b>Largest WSU Win Margin</b> .....	<b>76:76-0 vs. Montana Western (09-02-17)</b>
<b>Largest WSU Losing Margin</b> .....	<b>56: 0-56 vs. Idaho (09-18-93)</b>
<b>Most Stadium Wins in a Season</b> .....	<b>8: (2019 - 8-0)</b>
<b>Longest Stadium Win Streak</b> .....	<b>11: (All 8 games of 2019, first 3 of spring 2021)</b>
<b>Longest Stadium Losing Streak</b> .....	<b>6: (all six games in 2004)</b>

### LARGEST CROWDS

1.	Sept.	3	2005	Weber State	61	Western State	0	17,593
2.	Sept.	15	1973	Utah State	10	Weber State	3	17,312
3.	Sept.	26	1998	Weber State	27	Montana	20	16,954
4.	Sept.	26	1981	Weber State	31	Portland State	16	16,841
5.	*Oct.	24	1994	Montana	35	Weber State	20	16,547
6.	Sept.	23	1972	Weber State	26	Idaho	10	16,134
7.	Sept.	12	1981	Weber State	42	Idaho	21	15,896
9.	Sept.	13	1997	Weber State	33	Southern Utah	32	15,753
9.	Oct.	15	1983	Weber State	28	Idaho	10	15,632
10.	Sept.	17	1994	Weber State	41	Montana State	13	14,746

\*Day game



WEBER STATE



# YOUNGBERG FOOTBALL CENTER






# WILDCAT FOOTBALL



## YOUNGBERG FOOTBALL CENTER





## WEBER STATE ATHLETICS

# TIM CROMPTON

## Director of Athletics



Tim Crompton is in his sixth year as the Director of Athletics at Weber State University. He was named Athletic Director in December 2019 after serving as Interim Athletic Director since May 2019.

Under Crompton, Weber State has twice won the Big Sky Presidents' Cup, winning in 2019 and 2024. During the 2020-21 season, Crompton helped guide the Wildcats through the COVID-19 pandemic, and Weber State captured three Big Sky titles and multiple All-Big Sky and All-American individual performances.

Prior to becoming Athletic Director, Crompton was the head coach for the Wildcat women's soccer for 15 years. During his coaching career, Crompton was named the Big Sky Coach of the Year three times (2004, 2005, 2018) and led the Wildcats to three regular season titles (2004, 2008, 2018) and three trips to the NCAA Tournament (2004, 2005, 2013).

Crompton earned bachelor's and master's degrees from Weber State. He and his wife, Dani, are the parents to two children, Chansi, who played soccer for the Wildcats from 2011-18, and Rhees.

## SENIOR ATHLETIC ADMINISTRATION



**Kayla Morgan**  
Associate AD/  
Senior Woman  
Administrator



**Nyomy Obcemea**  
Associate AD for  
Development



**Will Pridemore**  
Associate AD for  
Student-Athlete  
Support Services



**Joe Strand**  
Associate AD



**Paul Grua**  
Assistant AD for  
Communications



**Sadie Kocha**  
Assistant AD for  
Sports Medicine



**Michael Tesch**  
Assistant AD for  
Financial  
Operations



**Veronica  
O'Brien**  
Assistant AD for  
Student-Athlete  
Academic  
Services



**Dave Champlin**  
General Manager,  
Weber State  
Sports Properties



**Darin Hogge**  
Director of  
Digital Media  
and Publications



**Kerri Thompson**  
Wildcat Club  
Coordinator



## WEBER STATE HEAD COACHES



**Lindsey Anderson**  
Women's Cross  
Country/Track and  
Field Head Coach



**Kyle Christensen**  
Women's Soccer  
Head Coach



**Kristin Delahoussaye**  
Women's Softball Head  
Coach



**Eric Duft**  
Men's Basketball  
Head Coach



**Scott Erling**  
Director of Golf  
Men's Golf  
Head Coach



**Brad Ferreira**  
Director of Tennis  
Men's Tennis  
Head Coach



**Rich Friend**  
Women's Golf  
Head Coach



**Jenteal Jackson**  
Women's  
Basketball  
Head Coach



**Jeremiah Larsen**  
Volleyball  
Head Coach



**Mickey Mental**  
Football  
Head Coach



**Corbin Talley**  
Men's Cross  
Country/Track and  
Field Head Coach



**Summer Willis**  
Spirit Squad  
Director






**EVERY GAME ON ESPN+**

For the first time, every Weber State football game this season will be broadcast on ESPN+. All 12 games will be shown on ESPN+ and on the ESPN app. All 12 games will also be on the radio at 103.1 FM “The Wave”

**RADIO INFORMATION**

Carl Arky is is back as the radio voice of the Wildcats. He rejoined WSU in 2024 after previously calling games from 1998-2015. Arky is the voice for all football and men’s basketball radio broadcasts on 103.1 FM “The Wave”. He is joined on football broadcasts by former WSU head coach and Athletic Director Jerry Graybeal. All games are on 103.1 FM “The Wave” and can be streamed online at [WeberStateSports.com](http://WeberStateSports.com).





**Watch Wildcat Football on ESPN+**

**Every game this season,  
home and away, will be televised on  
ESPN+ and the ESPN app.**