

# 2024-25 WEBER STATE MEN'S BASKETBALL



@WeberStateMBB

WeberStateSports.com

## GAME INFO



Sunday, March 9 | 5:30 p.m.



Boise, ID  
Idaho Central Arena



ESPN+  
• Tony Parks, Joe Cravens



103.1 FM "The Wave"  
• Carl Arky



WeberStateSports.com  
Weber State Wildcats app

## 2024-25 SCHEDULE

Overall: 12-21    Big Sky: 5-13  
Home: 5-10      Home: 2-7  
Away: 4-11     Away: 3-6  
Neutral: 3-0

Date	Opponent	Time/Result
11/04	NW Indian College	W 118-35
11/08	at Oregon State	L 48-76
11/13	at Nevada	L 58-88
11/17	at Hawai'i	L 68-73(ot)
11/22	UC Irvine	L 87-93
11/25	Justice College	W 93-45
11/29	^ vs. Bowling Green	W 73-70
11/30	^ vs. Pepperdine	W 68-53
12/04	+ North Dakota State	L 73-77
12/07	+ at North Dakota	L 75-80
12/13	at Utah Tech	W 73-71
12/18	Lincoln	W 128-58
12/21	Utah Valley	L 62-64
12/29	at #9 Oregon	L 49-89
01/02	* at Northern Colorado	L 72-89
01/04	* at Northern Arizona	L 77-80
01/11	* at Idaho State	W 77-69
01/16	* Montana	L 59-63
01/18	* Montana State	L 71-80
01/23	* at Portland State	L 56-74
01/25	* at Sacramento State	W 87-81
01/30	* Idaho	L 74-82
02/01	* Eastern Washington	L 49-72
02/03	* Northern Arizona	W 77-73
02/08	* Idaho State	L 67-72
02/13	* at Montana State	L 66-74
02/15	* at Montana	L 58-65
02/20	* Sacramento State	L 77-80
02/22	* Portland State	W 60-58
02/27	* at Eastern Washington	W 66-64
03/01	* at Idaho	L 79-81(ot)
03/03	* Northern Colorado	L 63-68
03/08	# vs. #10 Sacramento State	W 83-70
03/09	# vs. #1 Northern Colorado	5:30 p.m.

All times are Mountain.  
^ - Arizona Tip-off - Tempe, AZ | + - Big Sky / Summit Challenge  
|# - Big Sky Tournament - Boise, ID

## 2025 BIG SKY TOURNAMENT SECOND ROUND



### #9 WEBER STATE (12-21, 5-13)

Current streak: **W1** • NET: 298 • KenPom: 293  
Head coach: **Eric Duft** • career: 50-48 (3rd) • Big Sky: 28-26

VS



### #1 NORTHERN COLORADO (23-8, 15-3)

Current streak: **W4** • NET: 126 • KenPom: 135  
Head coach: **Steve Smiley** • at UNC: 87-69 (5th) • Big Sky: 52-36

## STARCH MADNESS



• Fresh off a win on day one of Starch Madness, Weber State is right back at it to take on league-leading Northern Colorado Sunday night in Boise at the 2025 Big Sky Championships.

• The Wildcats and Bears will tipoff at 5:30 p.m. on Sunday from the Idaho Central Arena in Boise. The game will be televised on ESPN+ and the ESPN app with Tony Parks and former Wildcat coach Joe Cravens on the call. It will also be televised in Utah on Utah 16.

• Carl Arky will have the call on the WSU radio broadcast on 103.1 FM "The Wave". Live stats at WeberStateSports.com.

• Weber State is 12-21 overall and coming off an 83-70 opening round win over Sacramento State on Saturday night in Boise. The Wildcats shot 56 percent from the field, made 12 3-pointers and had just five turnovers. Viljami Vartiainen had a career-high 30 points with seven 3-pointers in the win. Blaise Threatt added 26 points with seven assists and six rebounds.

• Northern Colorado won the Big Sky title with a 15-3 conference record. They closed out the regular season with a 68-63 win over Weber State last Monday night in Ogden.


• The winner of Sunday's game will advance to the semifinals of the conference tournament on Tuesday, March 11 at 7 p.m.

• This week marks the 50th Big Sky Conference postseason tournament and Weber State has participated in 48 of the 50 tournaments, the most of any team in conference history. The Wildcats have won the postseason tournament 10 times, the second-most in conference history and have advanced to the championship 17 times. WSU is 50-37 all-time in the tournament.

• This will be the 10th straight year the tournament is held at a neutral site with all conference teams participating. It's the seventh straight year the tournament is held in Boise, Idaho.

## WEBER STATE'S PROJECTED STARTERS (based on last game)

No.	Player	Pos	Ht	Wt	Yr	Hometown	PPG	RPG	APG
8	Viljami Vartiainen	F	6-6	195	So.	Helsinki, Finland	8.9	2.2	1.0
5	Nigel Burris	F	6-7	225	Jr.	San Francisco, CA	6.3	5.3	0.7
15	Declan Cutler	F/C	6-10	230	Fr.	Vancouver, Canada	1.8	2.2	0.3
0	Blaise Threatt	G	6-3	210	Sr.	Scottsdale, AZ	20.3	5.7	4.5
6	Trevor Hennig	G	6-4	185	Fr.	North Bend, WA	7.7	2.1	1.1



Viljami Vartiainen



Nigel Burris



Declan Cutler



Blaise Threatt



Trevor Hennig

## WEBER STATE QUICK FACTS

**Location:** Ogden, Utah  
**Enrollment:** 32,400  
**Nickname:** Wildcats  
**Conference:** Big Sky  
**President:** Dr. Brad Mortensen  
**Athletic Director:** Tim Crompton  
**Dir. of Ath. Comm. (MBB contact):** Paul Grua  
**Office phone:** (801) 626-7414  
**Cell phone:** (801) 452-3811  
**Email:** pgrua@weber.edu

## TEAM INFORMATION

**2023-24 record:** 20-12  
**2023-24 Big Sky record / finish:** 11-7 / 4th  
**Lettermen returning / lost:** 5 / 6  
**Starters returning / lost:** 3 / 2

## HISTORY

**First year (four-year school):** 1962-63  
**All-time record:** 1,162-697 (.625)  
**All-time Big Sky record:** 620-324 (.657)  
**Big Sky regular season titles:** 22 -- '65, '66, '68, '69, '70, '71, '72, '73, '76, '79, '80, '83, '84, '94, '95, '99, '03, '07, '09, '10, '14, '16  
**Big Sky Tournament titles:** 10 -- '78, '79, '80, '83, '95, '99, '03, '07, '14, '16  
**Big Sky Tournament appearances:** 39  
**NCAA Tournament appearances:** 16 - '68, '69, '70, '71, '72, '73, '78, '79, '80, '83, '95, '99, '03, '07, '14, '16  
**NIT Tournament appearances:** 3 -- '84, '09, '10  
**CIT Tournament appearances:** 3 -- '12, '13, '17  
**CBI Tournament appearances:** 1 -- '11

## DEE EVENTS CENTER

**Built:** 1977  
**Capacity:** 11,500  
**NCAA Tournaments hosted:** 4: 1980, 1983, 1986, 1994  
**All-time record in DEC:** 530-149 (.785)  
**DEC record - Big Sky games:** 310-90 (.789)  
**Current DEC winning streak:** 0  
**Duff's record in DEC:** 25-16  
**Duff's Big Sky record in DEC:** 15-12

## TEAMS COMPARISON



	<u>UNC</u>	<u>BSC</u>	<u>WSU</u>	<u>BSC</u>
Scoring offense	81.3	1st	72.5	7th
Scoring defense	73.4	7th	71.7	6th
Scoring margin	+7.9	1st	+0.7	7th
FG %	.508	1st	.459	4th
FG % def.	.458	8th	.433	2nd
3-pt %	.378	1st	.350	5th
3-pt % def.	.351	5th	.351	6th
3-point FG made	8.6	2nd	7.6	6th
FT %	.721	6th	.701	7th
Rebounding	34.3	4th	33.8	5th
Reb. margin	+3.8	3rd	-0.6	6th
Turnover margin	+0.3	6th	+0.2	7th
Blocks	2.5	8th	2.5	9th
Assists	16.2	1st	11.7	10th
Steals	6.1	7th	6.4	3rd

• Viljami Vartiainen had the night of his career on Saturday as he finished with career-highs of 30 points and seven 3-pointers. He was 10 of 13 from the field, including 7 of 10 from 3-point range. He also had five rebounds in the win. It was his third time scoring 20 or more points in a game, all coming against Sacramento State.

The sophomore from Helsinki, Finland, leads the Wildcats in 3-point shooting at 40.7 from 3-point range. He has 70 made 3-pointers on the season and is third in the conference in 3-pointers per game at 2.1.

• Wildcat senior Blaise Threatt earned All-Big Sky First Team honors at the end of the regular season. In Saturday's win, he finished with 26 points, seven assists, and six rebounds. He was 10 of 18 from the field and had 20 points in the second half.

Threatt ranks 15th in the nation in scoring at 20.3 points per game. He is also averaging 5.7 rebounds, 4.5 assists, and 1.9 steals per game.

Threatt is the only player in the nation to average at least 20.0 points, 5.0 rebounds, and 4.0 assists per game. It's the third time in Wildcat history that a player has reached those benchmarks in a season. The other two were Damian Lillard in 2011-12, and Dillon Jones in 2023-24.

He leads Weber State in points, rebounds, assists, and steals, and is the only player in the Big Sky to lead his team in all four categories.

He is just the second Wildcat to ever lead the team in all four categories, joining Dillon Jones who did it in each of the last two seasons. Threatt has scored at least 20 points in eight of the last nine games and has reached 30 or more three times. He is the 13th player in WSU history to score at least 600 points in a season.

Threatt leads the Big Sky in steals and ranks second in the conference in scoring. He is also second in the conference in minutes played, third in assist to turnover ratio, fourth in assists, fifth in field goal percentage, and eighth in rebounds.

He has scored in double figures in all 31 games this year and 33 straight games dating back to last year, the fifth longest active streak in the country.

Threatt has 2,169 career points in 144 career games, which included three seasons at Division II Colorado Mesa and the last two at Weber State. He ranks 18th among active players in all divisions of the NCAA in career points, and has scored 974 points in 63 games over the last two seasons at Weber State. He needs 26 more points to become the 38th player in WSU history to reach 1,000 career points.

• Weber State and Northern Colorado just played each other six days ago in Ogden. The two teams started Big Sky Conference play on January 2 in Greeley, an 87-72 UNC win. Then the Bears clinched the Big Sky title and the No. 1 seed in the tournament last Monday, March 3 with a 68-63 win in Ogden.

In the two games Weber State gave up 24 3-pointers to the Bears. UNC also out-rebounded the 'Cats 68-58 in the two games.

• The Bears are first in the nation in field goal percentage at 50.8 percent. In Monday's game, Weber State held the Bears to just 36 percent shooting, tied for their lowest of the season.

UNC is also 23rd in the country in 3-point field goal percentage at 37.8 percent. The Bears lead the Big Sky in scoring offense, scoring margin, field goal percentage, 3-point percentage, and assists.

• Weber State leads the overall series with Northern Colorado 25-13, including the two wins this season.

This will be just the third ever matchup between the two teams at the Big Sky Tournament with the series tied 1-1. Weber State beat the Bears 66-63 in overtime in the semifinals of the 2014 tournament in Ogden. UNC beat the Wildcats 80-55 in the quarterfinals of the 2018 tournament in Reno, Nevada.

## WILDCAT ROSTER

No.	Name	Pos.	Ht.	Wt.	Yr.	Hometown (Previous School)
0	Blaise Threatt	G	6-3	210	Sr.	Scottsdale, AZ (Colorado Mesa)
3	Miguel Tomley	G	6-3	200	Sr.	Surrey, BC, Canada (Idaho St. / Santa Clara)
4	Dyson Koehler	F	6-7	220	Sr.	Draper, UT (Cal Poly / Jordan)
5	Nigel Burris	F	6-7	225	Jr.	San Francisco, CA (Utah State / Idaho)
6	Trevor Hennig	G	6-4	185	Fr.	North Bend, WA (Mount Si)
7	Andrew Younan	G	6-5	205	So.	Westlake Village, CA (Portland)
8	Viljami Vartiainen	G	6-6	195	So.	Helsinki, Finland
10	Marko Sarenac	F	6-10	220	So.	Zrenjanin, Serbia
11	Saadq Moore	G	6-5	185	Fr.	Pasadena, CA (Middlebrooks Academy)
13	Vasilije Vucinic	C	6-11	250	Sr.	Bijelo Polje, Montenegro (Portland)
15	Declan Cutler	F	6-9	230	Fr.	Vancouver, BC, Canada (Royal Crown)
20	Alex Tew	C	6-11	250	Sr.	Cheshire, England
21	Niyol Hauet	G	6-4	175	Fr.	Yokohama, Japan (Ogden HS (UT))
23	Nemanja Sarenac	G	6-5	210	RFr.	Belgrade, Serbia
33	David Hansen	F	6-9	200	Fr.	Magrath, Alberta, Canada (Magrath)
34	Logan Kilbert	G	6-3	195	Fr.	Clovis, CA (Sierra)

## COACHING STAFF

Head Coach	<b>Eric Duft</b> (3rd season as HC / 19th season at WSU)
Associate Head Coach	<b>Dan Russell</b> (3rd season)
Assistant Coach	<b>Leonard Perry</b> (1st season)
Assistant Coach	<b>Jorge Ruiz</b> (7th season)
Asst. Coach/Operations	<b>Brady Antonopoulos</b> (4th season)

## PRONUNCIATIONS

Weber State.....	Wee-bur State
Declan Cutler.....	Deck-lun
Marko Sarenac.....	Sha-rain-its
Nemanja Sarenac.....	Nem-un-yah Sha-rain-its
Alex Tew.....	Chew
Blaise Threatt.....	Blaze Three-tt
Viljami Vartiainen.....	Vill-e-ah-me Var-tee-eye-nin
Vasilije Vucinic.....	Vas-sil-e-eh Voo-chin-itch

To hear pronunciations from the players, visit [WeberStateSports.com](http://WeberStateSports.com) and click on roster. Then click on the ear next to the player's name.



**0** **Blaise Threatt**  
G • 6-3 • 210 • Sr.  
Scottsdale, AZ



**3** **Miguel Tomley**  
G • 6-3 • 200 • Sr.  
Surrey, BC, Canada



**4** **Dyson Koehler**  
F • 6-7 • 220 • Sr.  
Draper, UT



**5** **Nigel Burris**  
F • 6-7 • 225 • Jr.  
San Francisco, CA



**6** **Trevor Hennig**  
G • 6-4 • 185 • Fr.  
North Bend, WA



**7** **Andrew Younan**  
G • 6-5 • 205 • So.  
Westlake Village, CA



**8** **Viljami Vartiainen**  
G • 6-6 • 195 • So.  
Helsinki, Finland



**10** **Marko Sarenac**  
F • 6-10 • 220 • So.  
Zrenjanin, Serbia



**11** **Saadq Moore**  
G • 6-5 • 185 • Fr.  
Pasadena, CA



**13** **Vasilije Vucinic**  
C • 6-11 • 250 • Sr.  
Bijelo Polje,  
Montenegro



**15** **Declan Cutler**  
F • 6-9 • 230 • Fr.  
Vancouver, B.C.,  
Canada



**20** **Alex Tew**  
C • 6-11 • 250 • Sr.  
Cheshire, England



**21** **Niyol Hauet**  
G • 6-4 • 175 • Fr.  
Yokohama, Japan



**23** **Nemanja Sarenac**  
G • 6-6 • 210 • RFr.  
Belgrade, Serbia



**33** **David Hansen**  
F • 6-9 • 200 • Fr.  
Magrath, Alberta,  
Canada



**34** **Logan Kilbert**  
G • 6-3 • 195 • Fr.  
Clovis, CA

# SERIES HISTORY WITH NORTHERN COLORADO

Overall: **Weber State leads 25-13** • streak: **Northern Colorado 2 wins**

01/02/25 - Greeley: **Northern Colorado won 89-72**

03/03/25 - Ogden: **Northern Colorado won 68-63**

In Big Sky Tournament: **series tied 1-1** • Last meeting: **2018 Quarterfinals - Reno, NV - UNC won 80-55**

## 2024-25 SEASON SERIES VS. NORTHERN COLORADO

### Game Records

Record	Overall	Home	Away	Neutral
ALL GAMES	0-2	0-1	0-1	0-0
CONFERENCE	0-2	0-1	0-1	0-0
NON-CONFERENCE	0-0	0-0	0-0	0-0

### Score by Periods

Team	1st	2nd	OT	TOT
Weber St.	52	83	0	135
Opponents	72	85	0	157

### Team Box Score

No.	Player	Total					3-Point		F-Throw		Rebounds				PF		DQ		A		TO		BLK		STL		PTS		AVG	
		GP-GS	MIN	AVG	FG-FGA	FG%	3FG-3FGA	3FG%	FT-FTA	FT%	OFF	DEF	TOT	AVG	PF	DQ	A	TO	BLK	STL	PTS	AVG								
0	THREATT, Blaise	2-2	73:04	36.5	16-31	.516	2-7	.286	8-10	.800	4	7	11	5.5	6	0	7	7	0	5	42	21.0								
4	KOEHLER, Dyson	1-0	24:47	24.8	6-11	.545	4-6	.667	0-0	.000	1	4	5	5.0	2	0	0	2	1	16	16.0									
6	HENNIG, Trevor	2-1	57:03	28.5	9-17	.529	4-7	.571	10-10	1.000	0	9	9	4.5	1	0	3	3	2	5	32	16.0								
5	BURRIS, Nigel	2-2	49:20	24.7	6-8	.750	1-2	.500	2-5	.400	0	7	7	3.5	9	1	1	2	0	3	15	7.5								
13	VUCINIC, Vasilije	2-1	26:51	13.4	3-4	.750	0-0	.000	4-6	.667	1	4	5	2.5	1	0	0	2	1	0	10	5.0								
8	VARTIAINEN, Viljami	2-2	52:46	26.4	3-13	.231	3-10	.300	0-0	.000	1	2	3	1.5	6	0	4	3	0	1	9	4.5								
3	TOMLEY, Miguel	1-1	35:00	35.0	2-12	.167	0-4	.000	0-0	.000	0	3	3	3.0	0	0	1	2	1	0	4	4.0								
23	SARENAC, Nemanja	2-0	13:12	6.6	1-4	.250	1-3	.333	1-2	.500	0	1	1	0.5	0	0	0	1	0	0	4	2.0								
20	TEW, Alex	2-0	40:38	20.3	1-3	.333	0-0	.000	1-2	.500	3	5	8	4.0	3	0	1	2	0	2	3	1.5								
10	SARENAC, Marko	1-0	05:56	5.9	0-0	.000	0-0	.000	0-0	.000	0	0	0	0.0	0	0	0	0	0	0	0	0.0								
15	CUTLER, Declan	2-1	08:57	4.5	0-1	.000	0-0	.000	0-0	.000	0	1	1	0.5	1	0	0	1	0	0	0	0.0								
11	MOORE, Saadiq	2-0	12:26	6.2	0-1	.000	0-1	.000	0-0	.000	0	1	1	0.5	1	0	0	1	0	0	0	0.0								
<b>Team</b>											1	3	4				1													
<b>Total</b>		<b>2</b>	<b>400</b>		<b>47-105</b>	<b>.448</b>	<b>15-40</b>	<b>.375</b>	<b>26-35</b>	<b>.743</b>	<b>11</b>	<b>47</b>	<b>58</b>	<b>29.0</b>	<b>30</b>	<b>1</b>	<b>17</b>	<b>27</b>	<b>5</b>	<b>17</b>	<b>135</b>	<b>67.5</b>								
<b>Opponents</b>		<b>2</b>	<b>400</b>		<b>51-109</b>	<b>.468</b>	<b>24-55</b>	<b>.436</b>	<b>31-39</b>	<b>.795</b>	<b>17</b>	<b>51</b>	<b>68</b>	<b>34.0</b>	<b>31</b>	<b>1</b>	<b>35</b>	<b>27</b>	<b>6</b>	<b>14</b>	<b>157</b>	<b>78.5</b>								

### Team Statistics

	WEBER	OPP
<b>Scoring</b>	<b>135</b>	<b>157</b>
Points per game	67.5	78.5
Scoring margin	-11.0	-

### Team Results

Date	Opponent	Score	Att.
01/02/2025	at Northern Colo.	L 72-89	1006
03/03/2025	Northern Colo.	L 63-68	2633

## JAN. 2 - GREELEY - UNC WON 89-72



NO. Name	Min	FG	3P	FT	Rebounds	Fouls	TP	AS	TO	ST	Blocks	BS	BA	+/-
5 Nigel Burris	F 16:32	4-4	1-1	2-5	0	1	1	5	2	11	0	1	0	-10
8 Viljami Vartiainen	F 15:43	0-1	0-0	0	0	1	4	0	0	3	1	1	0	-22
13 Vasilije Vucinic	F 19:19	3-4	0-0	4-6	1	4	5	4	10	0	2	0	0	-2
0 Blaise Threatt	G 35:01	5-12	1-4	2-2	1	2	3	2	4	13	3	1	1	0
3 Miguel Tomley	G 35:00	2-12	0-4	0-0	4	3	0	0	4	1	2	0	1	-8
4 Dyson Koehler	24:47	6-11	4-6	0	1	4	5	2	1	16	0	2	1	1
6 Trevor Hennig	20:06	5-7	3-4	4-4	0	3	3	0	2	17	1	2	4	1
20 Alex Tew	16:29	0-1	0-0	1-2	1	1	2	2	2	1	1	0	0	-14
11 Saadiq Moore	08:50	0-1	0-1	0-0	0	0	0	1	0	0	0	1	0	-9
10 Marko Sarenac	05:56	0-0	0-0	0-0	0	0	0	0	0	0	0	0	0	-7
15 Declan Cutler	01:25	0-0	0-0	0-0	0	0	0	0	0	0	0	0	0	-1
23 Nemanja Sarenac	00:52	0-1	0-1	0-0	0	0	0	0	0	0	0	0	0	-2
<b>Team</b>		1	1	2										
<b>Totals</b>		25-54	9-21	13-19	6	19	25	16	15	72	9	13	7	3

NO. Name	Min	FG	3P	FT	Rebounds	Fouls	TP	AS	TO	ST	Blocks	BS	BA	+/-
14 Brock Wisne	F 23:52	7-10	1-3	1-2	1	1	2	3	1	16	2	0	0	1
23 Isaiiah Hawthorne	F 25:40	3-7	2-5	9-10	1	2	3	6	17	5	3	1	0	16
6 Langston Reynolds	G 30:27	6-8	0-0	2-4	0	7	7	2	14	5	3	1	0	13
9 Jaron Rillie	G 25:38	2-5	1-2	0-0	0	4	4	2	1	5	3	1	1	0
0 Blaise Threatt	G 36:03	3-5	3-5	0-0	0	0	1	0	9	1	0	3	0	12
5 Quinn Denker	22:48	2-5	1-4	3-3	1	4	5	1	2	8	3	2	0	15
33 Egan Shields	13:51	1-1	0-0	0-0	2	1	3	1	0	2	1	2	0	18
42 Marcell McCreary	16:54	3-5	2-2	2-2	0	3	3	1	1	10	3	1	1	10
2 Taeshaud Jackson	07:56	1-2	1-2	0-0	0	0	0	0	0	3	0	2	0	1
10 Radek Homer	02:17	0-0	0-0	0-0	0	0	0	1	0	0	0	0	0	-3
21 William Humer	02:17	1-2	0-0	0-0	0	0	0	1	0	2	0	0	0	-3
32 Luca Colbreag	02:17	1-1	1-1	0-0	0	0	0	0	0	3	0	1	0	-3
<b>Team</b>		1	2											
<b>Totals</b>		30-51	12-24	17-21	6	24	30	16	15	89	23	14	9	3

Biggest lead	WSU	UNC	Points from Turnovers	WSU	UNC	Period by Period Scoring
0 (1 <sup>st</sup> 20:00)	24 (2 <sup>nd</sup> 5:38)		14	18		1st 2nd TOT
Best Scoring Run	2 (2 <sup>nd</sup> 14:45)	12 (1 <sup>st</sup> 11:23)	24	34		WSU 29 43 72
Lead Changes	0		5	2		UNC 48 41 89
Times Tied	1		8	15		
Time with Lead	00:00	39:40	34	28		

## MARCH 3 - OGDEN - UNC WON 68-63



NO. Name	Min	FG	3P	FT	Rebounds	Fouls	TP	AS	TO	ST	Blocks	BS	BA	+/-
14 Brock Wisne	F 24:12	1-4	0-0	1-1	4	2	6	5	2	3	2	2	0	11
23 Isaiiah Hawthorne	F 31:17	4-16	2-7	5-6	2	4	6	1	15	10	1	1	0	5
6 Langston Reynolds	G 32:59	3-7	1-2	1-2	0	4	4	2	2	8	3	4	1	0
9 Jaron Rillie	G 38:46	7-14	4-7	6-7	0	8	8	1	3	24	2	1	0	1
0 Blaise Threatt	G 38:46	7-14	4-7	6-7	0	8	8	1	3	24	2	1	0	1
11 Zach Bloch	G 16:39	1-6	1-6	0-0	1	1	2	1	0	3	1	0	1	0
5 Quinn Denker	20:41	0-2	0-1	1-2	1	3	4	2	1	3	3	0	1	0
42 Marcell McCreary	18:34	5-9	4-8	0-0	0	1	1	1	0	14	1	2	2	0
33 Egan Shields	11:55	0-0	0-0	0-0	0	2	2	0	0	0	0	0	0	-9
2 Taeshaud Jackson	04:57	0-0	0-0	0-0	1	1	2	0	0	0	0	0	0	1
<b>Team</b>		2	1	3										
<b>Totals</b>		21-58	12-31	14-18	11	27	38	15	14	88	12	13	5	3

NO. Name	Min	FG	3P	FT	Rebounds	Fouls	TP	AS	TO	ST	Blocks	BS	BA	+/-
5 Nigel Burris	F 32:48	2-4	0-1	0-0	0	6	6	4	1	4	1	1	3	0
8 Viljami Vartiainen	F 37:03	3-12	3-10	0-0	0	2	2	1	9	11	2	0	0	0
15 Declan Cutler	F 07:32	0-1	0-0	0-0	0	1	1	1	0	0	0	0	0	0
0 Blaise Threatt	G 38:03	11-19	1-3	6-8	3	5	8	4	7	29	4	6	4	0
6 Trevor Hennig	G 36:57	4-10	1-3	6-6	0	6	6	1	15	15	2	1	1	1
20 Alex Tew	24:09	1-2	0-0	0-0	2	4	6	1	0	2	2	2	0	0
11 Saadiq Moore	03:36	0-0	0-0	0-0	0	1	1	0	0	0	0	0	0	-6
23 Nemanja Sarenac	12:20	1-3	1-2	1-2	0	1	1	0	1	4	0			

# WEBER STATE BIG SKY TOURNAMENT HISTORY

## WEBER STATE BIG SKY TOURNAMENT HISTORY

- This is Weber State's 48th appearance in the Big Sky Tournament, the most of any team in conference history.
- WSU has won the tournament 10 times, the second most of any team in conference history.
- The Wildcats have advanced to the championship game 17 times.
- Weber State is 50-37 all-time in the conference tournament.
- WSU is 36-12 in its first game played in the tournament.

## WEBER STATE BIG SKY TOURNAMENT TITLES (10)

2016 - at Reno, Nevada  
 2014 - at Ogden, Utah  
 2007 - at Ogden, Utah  
 2003 - at Ogden, Utah  
 1999 - at Ogden, Utah  
 1995 - at Ogden, Utah  
 1983 - at Reno, Nevada  
 1980 - at Ogden, Utah  
 1979 - at Ogden, Utah  
 1978 - at Missoula, Montana

## WSU'S TOURNAMENT RECORD VS. ALL OPPONENTS

vs. Boise State	2-4
vs. Cal State Northridge	0-2
vs. Eastern Washington	3-3
vs. Gonzaga	1-0
vs. Idaho	1-2
vs. Idaho State	5-3
vs. Montana	7-10
vs. Montana State	5-6
vs. Nevada	4-3
vs. North Dakota	3-1
vs. Northern Arizona	5-1
vs. Northern Colorado	1-0
vs. Portland State	7-0
vs. Sacramento State	5-1
vs. Southern Utah	<u>1-0</u>
	<b>50-37</b>

## WEBER STATE TOURNAMENT MVP's

2016 - Jeremy Senglin  
 2014 - Davion Berry  
 2007 - David Patten  
 2003 - Jermaine Boyette  
 1999 - Eddie Gill  
 1995 - Ruben Nembhard  
 1980 - Bruce Collins  
 1979 - Bruce Collins  
 1978 - Bruce Collins  
 1976 - Jimmie Watts

## WILDCAT RECORDS IN THE TOURNAMENT

### Individual single-game

Points	33, Jerrick Harding, vs. Sac State, 2020 (1st)
	32, Walt Tyler vs. Boise State, 1986 (QF)
	31, Jeremy Senglin, vs. North Dakota, 2016 (SF)
	31, Greg Boyd, vs. Idaho State, 1988 (QF)
Rebounds	19, Joel Bolomboy, vs. North Dakota, 2016 (SF)
	18, Jimmie Watts, vs. No. Arizona, 1976 (SF)
FG% (min. 9 att.)	1.000, Jermaine Boyette, vs. ISU, 2001 (QF)
FT% (min. 10 att.)	1.000, Jason Joe, vs. Nevada, 1990 (QF)
Assists	12, Mark Mattos, vs. Montana St., 1980 (SF)
	10, John Price, vs. Nevada, 1983 (C)
Steals	7, Alan Campbell, vs. Montana, 1986 (SF)
	7, Jason Joe, vs. Idaho State, 1992 (QF)
3PT's made	9, Greg Boyd, vs. Nevada, 1988 (QF)
	7, Jeremy Senglin, vs. North Dakota, 2016 (SF)

## WSU's ALL-TIME RESULTS BY YEAR

2024	lost in quarterfinals to Montana State	Boise, ID
2023	lost in semifinals to Montana State	Boise, ID
2022	lost in semifinals to Montana State	Boise, ID
2021	lost in quarterfinals to Montana	Boise, ID
2020	lost in first round to Sacramento State	Boise, ID
2019	lost in semifinals to Montana	Boise, ID
2018	lost in quarterfinals to No. Colorado	Reno, NV
2017	lost in championship to North Dakota	Reno, NV
<b>2016</b>	<b>won championship over Montana</b>	<b>Reno, NV</b>
2015	lost in quarterfinals to Montana	Missoula, MT
<b>2014</b>	<b>won championship over North Dakota</b>	<b>Ogden, UT</b>
2013	lost in championship to Montana	Missoula, MT
2012	lost in championship to Montana	Missoula, MT
2011	lost in semifinals to Montana	Greeley, CO
2010	lost in championship to Montana	Ogden, UT
2009	lost in semifinals to Montana St.	Ogden, UT
2008	lost in semifinals to No. Arizona	Portland, OR
<b>2007</b>	<b>won championship over NAU</b>	<b>Ogden, UT</b>
2006	did not compete	
2005	lost in championship to Montana	Portland, OR
2004	lost in semifinals to E. Washington	Cheney, WA
<b>2003</b>	<b>won championship over EWU</b>	<b>Ogden, UT</b>
2002	lost in semifinals to E. Washington	Bozeman, MT
2001	lost in semifinals to CS Northridge	Northridge, CA
2000	lost in quarterfinals to CSN	Missoula, MT
<b>1999</b>	<b>won championship over NAU</b>	<b>Ogden, UT</b>
1998	lost in semifinals to Montana St.	Flagstaff, AZ
1997	lost in semifinals to Montana	Flagstaff, AZ
1996	lost in championship to Montana St.	Bozeman, MT
<b>1995</b>	<b>won championship over Montana</b>	<b>Ogden, UT</b>
1994	lost in semifinals to Boise State	Boise, ID
1993	lost in semifinals to Boise State	Moscow, ID
1992	lost in semifinals to Nevada	Missoula, MT
1991	lost in quarterfinals to Idaho	Missoula, MT
1990	lost in semifinals to E. Washington	Boise, ID
1989	lost in semifinals to Boise State	Boise, ID
1988	lost in quarterfinals to Idaho State	Bozeman, MT
1987	lost in semifinals to Nevada	Flagstaff, AZ
1986	lost in semifinals to Montana	Reno, NV
1985	lost in first round to Idaho State	Boise, ID
1984	lost in semifinals to Nevada	Ogden, UT
<b>1983</b>	<b>won championship over Nevada</b>	<b>Reno, NV</b>
1982	lost in semifinals to Idaho	Moscow, ID
1981	did not compete	
<b>1980</b>	<b>won championship over Montana</b>	<b>Ogden, UT</b>
<b>1979</b>	<b>won championship over NAU</b>	<b>Ogden, UT</b>
<b>1978</b>	<b>won championship over Montana</b>	<b>Missoula, MT</b>
1977	lost in championship to Idaho State	Pocatello, ID
1976	lost in championship to Boise State	Ogden, UT



# ERIC DUFT

## HEAD COACH 3RD SEASON



### About Coach Duft

**Born:** Dec. 26, 1972  
**Alma Mater:** Sterling College (KS) '95  
**Wife:** Sherrie  
**Children:** Jaret, Halle, Easton, Kourt

### Coaching Experience

#### Weber State

*Head Coach - 2022-present*  
*Associate Head Coach - 2009-22*  
*Assistant Coach - 2006-09*

#### Hutchinson Junior College

*Assistant Coach - 1999-2006*

### Career record

#### Weber State

Season	Overall	Conf.
2022-23	18-15	12-6
2023-24	20-12	11-7
2024-25	12-21	5-13
<b>Total</b>	<b>50-48</b>	<b>28-26</b>



Eric Duft is in his third season as the head coach of the Weber State men's basketball program, and his 19th overall season with the Weber State coaching staff.

After serving as an assistant coach with the Wildcats for many years, Duft was named the 10th head coach at Weber State in May 2022 after the retirement of longtime head coach Randy Rahe. Duft spent 16 seasons as an assistant coach under Rahe at Weber State.

Entering the 2024-25 season, Duft has led the Wildcats to a 38-27 overall record and a 23-13 record in Big Sky play in his first two years as head coach. The Wildcats won 20 games during the 2023-24 season.

He also coached WSU's Dillon Jones to Big Sky MVP honors and to the first round of the NBA Draft in 2024. Jones also earned All-District and All-Big Sky first-team honors. He was also a top-five finalist for the Julius Erving Award, given to the top small forward in the country. Jones was drafted 26th overall in the NBA Draft by the Oklahoma City Thunder and joins Damian Lillard as the only two first round draft picks in Weber State history.

During the 2023-24 season, Duft led Weber State to 20 wins, including a road win at No. 23 Saint Mary's, WSU's first win against a ranked opponent in 23 years. Weber State also beat NCAA Tournament teams Yale and South Dakota State during the season.

In his first season as head coach in 2022-23, Duft led the Wildcats to an 18-15 overall record and a trip to the semifinals of the Big Sky Tournament. He was named one of 10 finalists in the country for the Joe B. Hall Award, presented annually to the top first-time head coach in Division I basketball.

After a slow start to the season, Duft helped lead the Wildcats to a 75-72 win at previously undefeated Utah State. WSU posted a 12-6 record in Big Sky play to finish third in the league standings and beat Sacramento State in the first round of the conference tournament, before a double-overtime loss to Montana State in the semifinals. Duft coached Wildcat sophomore Dillon Jones to first-team All-District honors and unanimous first-team All-Big Sky honors. Steven Verplancken also earned third-team all-conference honors.

During his 16 years as an assistant coach at Weber State, Duft helped lead the Wildcats to five Big Sky titles and three trips to the NCAA Tournament. He coached over 500 games as an assistant coach at Weber State.

Duft also helped coach six Big Sky Conference MVP's, including Damian Lillard who won the honor twice. He also helped lead the Wildcats to postseason tournament appearances in nine seasons and the Wildcats finished in the top three of the Big Sky in 13 of 16 seasons.

Duft was primarily responsible for the offensive play calling as an assistant coach and the Wildcats regularly ranked as one of the top offensive teams in the Big Sky.

Prior to coming to Weber State, he spent seven seasons as an assistant coach at Hutchinson Junior College in Hutchinson, Kansas. He served two seasons under Tim Duryea, who later was the head coach at Utah State, and five seasons under Chad Wintz. The 2003-04 team posted a 29-4 record and were ranked among the top five in the country during the course of the season.

A native of Sterling, Kansas, Duft graduated from Sterling High in 1991, where he was the class valedictorian. He attended Sterling College where he was a four-year letterman, and graduated in 1995 with a bachelor's degree in physical education. Prior to his coaching stint at Hutchinson JC, Duft spent one season as an assistant coach at Cowley County (Kansas) CC in 1998-99. He also served as an assistant coach at Central (Kansas) Community College from 1995-97 and was the head coach for the 1997-98 season before going to Cowley CC.

He and his wife, Sherri, are the parents of four children Jaret, Halle, Easton and Kourt.

# WEBER STATE MEN'S BASKETBALL RECORD WHEN...

	2024-25	UNDER DUFT
Overall	12-21	50-48
Home	5-10	25-16
Away	4-11	19-27
Neutral	3-0	6-6

RECORD BY SCORE	2024-25	UNDER DUFT
Games decided by 5 points or less	5-10	17-18
Games decided by 6-10 points	1-5	10-12
Games decided by 11 or more points	5-6	22-18

RECORD BY TIME	2024-25	UNDER DUFT
Leading at halftime	9-4	37-9
Trailing at halftime	3-17	10-38
Tied at halftime	0-0	3-1
Leading with 5:00 to play in reg.	10-2	43-4
Trailing with 5:00 to play in reg.	2-19	7-44
Tied with 5:00 to play in reg.	0-0	1-0
Leading with 2:00 to play in reg.	8-2	41-3
Trailing with 2:00 to play in reg.	1-18	5-43
Tied with 2:00 to play in reg.	3-1	4-2
Overtime games	0-2	4-3

RECORD BY MONTH	2024-25	UNDER DUFT
November	4-4	10-11
December	1-4	12-9
January	2-6	9-14
February	3-5	16-9
March	1-2	3-5

RECORD BY DAY	2024-25	UNDER DUFT
Sunday	0-2	1-3
Monday	3-1	7-8
Tuesday	0-0	2-3
Wednesday	1-2	2-5
Thursday	1-6	15-11
Friday	2-2	3-3
Saturday	5-8	20-16

RECORD BY OFFENSE	2024-25	UNDER DUFT
Weber State scores 100+ points	2-0	3-0
Weber State scores 90-99 points	1-0	6-0
Weber State scores 80-89 points	2-1	14-3
Weber State scores 70-79 points	4-8	17-10
Weber State scores 60-69 points	3-5	6-18
Weber State scores 50-59 points	0-4	4-15
Weber State scores 40-49 points	0-3	0-3
Weber State scores 39 or fewer points	0-0	0-0

RECORD BY DEFENSE	2024-25	UNDER DUFT
Opponent scores 100+ points	0-0	0-0
Opponent scores 90-99 points	0-1	0-2
Opponent scores 80-89 points	1-9	4-14
Opponent scores 70-79 points	4-7	12-19
Opponent scores 60-69 points	2-4	16-12
Opponent scores 50-59 points	3-0	11-1
Opponent scores 40-49 points	1-0	5-0
Opponent scores 39 or fewer points	1-0	2-0

FIELD GOAL PERCENTAGE	2024-25	UNDER DUFT
Weber State leads in FG%	11-6	41-9
Opponent leads in FG%	1-14	9-38
WSU and Opponent tie in FG%	0-1	0-1
WSU shoots 50% or better	6-3	26-5
Opponent shoots 50% or better	0-6	5-23

3-POINT FIELD GOAL PCT.	2024-25	UNDER DUFT
Weber State leads in 3FG%	7-5	29-8
Opponent leads in 3FG%	5-15	20-38
WSU and Opponent tie in 3FG%	0-0	1-1

FREE THROW PERCENTAGE	2024-25	UNDER DUFT
Weber State leads in FT%	6-11	32-29
Opponent leads in FT%	6-9	16-17
WSU and Opponent tie in FT%	0-1	2-2

REBOUNDS	2024-25	UNDER DUFT
Weber State leads in rebounding	8-3	33-9
Opponent leads in rebounding	4-16	15-37
WSU and Opponent tie in rebounding	0-2	2-2

ASSISTS	2024-25	UNDER DUFT
Weber State leads in assists	6-3	25-4
Opponent leads in assists	4-16	21-41
WSU and Opponent tie in assists	2-1	4-2

BLOCKS	2024-25	UNDER DUFT
Weber State leads in blocks	6-6	17-9
Opponent leads in blocks	6-8	27-30
WSU and Opponent tie in blocks	0-5	6-7

STEALS	2024-25	UNDER DUFT
Weber State leads in steals	8-8	32-19
Opponent leads in steals	2-9	12-22
WSU and Opponent tie in steals	2-3	6-6

TURNOVERS	2024-25	UNDER DUFT
Weber State has more turnovers	5-11	15-21
Opponent has more turnovers	6-9	32-21
WSU and Opponent tie in turnovers	1-1	3-6

## WEBER STATE COACHING STAFF




**Eric Duft**  
Head Coach




**Dan Russell**  
Associate Head  
Coach



**Leonard Perry**  
Assistant Coach



**Jorge Ruiz**  
Assistant Coach



**Brady Antonopoulos**  
Assistant Coach /  
Operations



**Luke Spring**  
Video  
Coordinator

## WILDCATS IN THE NBA



**DAMIAN LILLARD**  
Milwaukee Bucks

- 9-time NBA All-Star
- 7-time All-NBA
- NBA 75th Anniversary Team



**DILLON JONES**  
Oklahoma City  
Thunder

- 2024 1st round draft pick



## SEASON DUNK TRACKER

Alex Tew .....	26
Trevor Hennig .....	6
Vasilije Vucinic .....	4
Marko Sarenac .....	3
Nigel Burris .....	2
Declan Cutler .....	2
Saadiq Moore .....	1
Blaise Threatt .....	1
Miguel Tomley .....	1

## 2024-25 BIG SKY CONFERENCE STANDINGS

(as of 03/09)

<u>Team</u>	<u>Big Sky</u>	<u>Overall</u>	<u>Streak</u>
Northern Colorado	15-3	23-8	W4
Montana	15-3	22-9	L1
Portland State	11-7	19-12	W3
Idaho State	10-8	15-14	L1
Montana State	9-9	14-17	W2
Idaho	8-10	13-18	L1
Northern Arizona	8-10	18-14	W2
Eastern Washington	6-12	10-22	L6
<b>Weber State</b>	<b>5-13</b>	<b>12-21</b>	<b>W1</b>
Sacramento State	3-15	7-25	L5

## AROUND THE BIG SKY

### 2025 Big Sky Tournament

March 8-12 - Boise, Idaho (Idaho Central Arena)

#### Saturday, March 8

#9 Weber State 83, #10 Sacramento State 70

#7 Northern Arizona 66, #8 Eastern Washington 53

#### Sunday, March 9

#1 Northern Colorado vs. #9 Weber State 5:30 p.m. (ESPN+)

#2 Montana vs. #7 Northern Arizona 8:00 p.m. (ESPN+)

#### Monday, March 10

#4 Idaho State vs. #5 Montana State 5:30 p.m. (ESPN+)

#3 Portland State vs. #6 Idaho 8:00 p.m. (ESPN+)

#### Tuesday, March 11

semifinal game 1

7:00 p.m. (ESPNU)

semifinal game 2

9:30 p.m. (ESPN2)

#### Wednesday, March 12

Championship game

9:30 p.m. (ESPN2)

All times are MOUNTAIN. | All games streamed on ESPN+



## GAME-BY-GAME LEADERS

	<u>Opponent</u>	<u>Result</u>	<u>Rec.</u>	<u>Points</u>	<u>Rebounds</u>	<u>Assists</u>	<u>Steals</u>	<u>Blocks</u>
Nov. 4	<b>Northwest Indian College</b>	<b>W 118-35</b>	<b>1-0</b>	<b>Koehler (22)</b>	<b>Cutler (10)</b>	<b>Threatt (7)</b>	<b>Three with 2</b>	<b>Tew (4)</b>
Nov. 8	at Oregon State	L 48-76	1-1	Threatt (14)	Threatt (6)	Threatt (4)	Threatt (4)	Tew (2)
Nov. 13	at Nevada	L 58-88	1-2	Threatt (13)	Vucinic (12)	Threatt (4)	0	0
Nov. 17	at Hawai'i	L 68-73(ot)	1-3	Threatt (27)	Two with 9	Threatt (3)	Threatt (5)	Tew (3)
Nov. 22	UC Irvine	L 87-93	1-4	Threatt (22)	Two with 5	Threatt (6)	Threatt (3)	Three with 1
Nov. 25	Justice College	W 93-45	2-4	Threatt (16)	Two with 7	Moore (5)	Three with 2	Tew (2)
Nov. 29	Bowling Green	W 73-70	3-4	Threatt (19)	Two with 7	Threatt (4)	Threatt (5)	Tew (2)
Nov. 30	Pepperdine	W 68-53	4-4	Tomley (28)	Koehler (9)	Threatt (4)	Three with 2	Hennig (1)
Dec. 4	<b>North Dakota State</b>	<b>L 73-77</b>	<b>4-5</b>	<b>Vartiainen (18)</b>	<b>Burris (6)</b>	<b>Threatt (6)</b>	<b>Three with 1</b>	<b>Two with 1</b>
Dec. 7	at North Dakota	L 75-80	4-6	Threatt (23)	Burris (7)	Two with 2	Threatt (3)	Vucinic (1)
Dec. 13	at Utah Tech	W 73-71	5-6	Tomley (21)	Vucinic (13)	Tomley (4)	Tomley (2)	Two with 1
Dec. 18	<b>Lincoln</b>	<b>W 128-58</b>	<b>6-6</b>	<b>Threatt (18)</b>	<b>Threatt (10)</b>	<b>Moore (5)</b>	<b>Two with 2</b>	<b>Two with 1</b>
Dec. 21	<b>Utah Valley</b>	<b>L 62-64</b>	<b>6-7</b>	<b>Burris (17)</b>	<b>Burris (10)</b>	<b>Threatt (3)</b>	<b>Threatt (6)</b>	<b>Two with 1</b>
Dec. 29	at #9 Oregon	L 49-89	6-8	Threatt (13)	Two with 4	Tew (3)	Tew (2)	Burris (1)
Jan. 2	*at Northern Colorado	L 72-89	6-9/0-1	Hennig (17)	Two with 4	Two with 3	Hennig (4)	Three with 1
Jan. 4	*at Northern Arizona	L 77-80	6-10/0-2	Vucinic (19)	Vucinic (8)	Threatt (6)	Koehler (2)	Koehler (1)
Jan. 11	*at Idaho State	W 77-69	7-10/1-2	Koehler (21)	Threatt (7)	Burris (3)	Threatt (3)	Vucinic (2)
Jan. 16	<b>*Montana</b>	<b>L 59-63</b>	<b>7-11/1-3</b>	<b>Tomley (16)</b>	<b>Vucinic (9)</b>	<b>Two with 4</b>	<b>Moore (3)</b>	<b>Burris (2)</b>
Jan. 18	<b>*Montana State</b>	<b>L 71-80</b>	<b>7-12/1-4</b>	<b>Two with 13</b>	<b>Burris (9)</b>	<b>Hennig (4)</b>	<b>Vartiainen (1)</b>	<b>Two with 1</b>
Jan. 23	*at Portland State	L 56-74	7-13/1-5	Threatt (22)	Threatt (7)	Threatt (4)	Koehler (4)	Two with 1
Jan. 25	*at Sacramento State	W 87-81	8-13/2-5	Threatt (26)	Threatt (9)	Threatt (7)	Threatt (3)	0
Jan. 30	<b>*Idaho</b>	<b>L 74-82</b>	<b>8-14/2-6</b>	<b>Threatt (19)</b>	<b>Threatt (6)</b>	<b>Threatt (8)</b>	<b>Two with 2</b>	<b>Two with 1</b>
Feb. 1	<b>*Eastern Washington</b>	<b>L 49-72</b>	<b>8-15/2-7</b>	<b>Threatt (17)</b>	<b>Threatt (7)</b>	<b>Threatt (3)</b>	<b>Two with 2</b>	<b>Cutler (1)</b>
Feb. 3	<b>*Northern Arizona</b>	<b>W 77-73</b>	<b>9-15/3-7</b>	<b>Threatt (34)</b>	<b>Threatt (10)</b>	<b>Moore (3)</b>	<b>Koehler (3)</b>	<b>Koehler (2)</b>
Feb. 8	<b>*Idaho State</b>	<b>L 67-72</b>	<b>9-16/3-8</b>	<b>Hennig (21)</b>	<b>Hennig (6)</b>	<b>Threatt (5)</b>	<b>Tew (2)</b>	<b>Two with 1</b>
Feb. 13	*at Montana State	L 66-74	9-17/3-9	Threatt (32)	Burris (9)	Threatt (6)	Moore (3)	Tew (1)
Feb. 15	*at Montana	L 58-65	9-18/3-10	Threatt (24)	Two with 5	Threatt (4)	Two with 2	Threatt (1)
Feb. 20	<b>*Sacramento State</b>	<b>L 77-80</b>	<b>9-19/3-11</b>	<b>Vartiainen (24)</b>	<b>Threatt (6)</b>	<b>Threatt (8)</b>	<b>Threatt (3)</b>	<b>Tew (2)</b>
Feb. 22	<b>*Portland State</b>	<b>W 60-58</b>	<b>10-19/4-11</b>	<b>Threatt (27)</b>	<b>Burris (10)</b>	<b>Hennig (3)</b>	<b>Tew (4)</b>	<b>Tew (2)</b>
Feb. 27	*at Eastern Washington	W 66-64	11-19/5-11	Tew (16)	Threatt (5)	Threatt (7)	Tew (3)	Two with 1
Mar. 1	*at Idaho	L 79-81(ot)	11/20/5-12	Threatt (32)	Burris (9)	Threatt (9)	Two with 2	Tew (2)
Mar. 3	<b>*Northern Colorado</b>	<b>L 63-68</b>	<b>11-21/5-13</b>	<b>Threatt (29)</b>	<b>Threatt (8)</b>	<b>Threatt (4)</b>	<b>Threatt (4)</b>	<b>Two with 1</b>
Mar. 8	#vs. Sacramento State	W 83-70	12-21	Vartiainen (30)	Threatt (6)	Threatt (7)	Threatt (2)	Two with 1

## GAME-BY-GAME STARTERS

		<u>GUARD</u>	<u>GUARD</u>	<u>FORWARD</u>	<u>FORWARD</u>	<u>CENTER</u>
Nov. 4	<b>Northwest Indian College</b>	<b>Threatt</b>	<b>Tomley</b>	<b>Koehler</b>	<b>Burris</b>	<b>Tew</b>
Nov. 8	at Oregon State	Threatt	Tomley	Koehler	Burris	Tew
Nov. 13	at Nevada	Threatt	Tomley	Koehler	Burris	Tew
Nov. 17	at Hawai'i	Threatt	Tomley	Koehler	Burris	Tew
Nov. 22	<b>UC Irvine</b>	<b>Threatt</b>	<b>Tomley</b>	<b>Koehler</b>	<b>Burris</b>	<b>Tew</b>
Nov. 25	<b>Justice College</b>	<b>Threatt</b>	<b>Tomley</b>	<b>Koehler</b>	<b>Burris</b>	<b>Tew</b>
Nov. 29	vs. Bowling Green	Threatt	Tomley	Koehler	Burris	Tew
Nov. 30	vs. Pepperdine	Threatt	Tomley	Koehler	Burris	Tew
Dec. 4	<b>North Dakota State</b>	<b>Threatt</b>	<b>Tomley</b>	<b>Koehler</b>	<b>Burris</b>	<b>Tew</b>
Dec. 7	at North Dakota	Threatt	Tomley	Vartiainen	Burris	Tew
Dec. 13	at Utah Tech	Threatt	Tomley	Koehler	Burris	Vucinic
Dec. 18	<b>Lincoln</b>	<b>Threatt</b>	<b>Tomley</b>	<b>Vartiainen</b>	<b>Burris</b>	<b>Vucinic</b>
Dec. 21	<b>Utah Valley</b>	<b>Threatt</b>	<b>Tomley</b>	<b>Vartiainen</b>	<b>Burris</b>	<b>Vucinic</b>
Dec. 29	at #9 Oregon	Threatt	Tomley	Vartiainen	Burris	Vucinic
Jan. 2	*at Northern Colorado	Threatt	Tomley	Vartiainen	Burris	Vucinic
Jan. 4	*at Northern Arizona	Threatt	Tomley	Koehler	Vucinic	Tew
Jan. 11	*at Idaho State	Threatt	Tomley	Koehler	Vucinic	Tew
Jan. 16	<b>*Montana</b>	<b>Moore</b>	<b>Tomley</b>	<b>Koehler</b>	<b>Vucinic</b>	<b>Tew</b>
Jan. 18	<b>*Montana State</b>	<b>Moore</b>	<b>Tomley</b>	<b>Koehler</b>	<b>Vucinic</b>	<b>Tew</b>
Jan. 23	*at Portland State	Threatt	Tomley	Koehler	Vucinic	Tew
Jan. 25	*at Sacramento State	Threatt	Vartiainen	Koehler	Burris	Tew
Jan. 30	<b>*Idaho</b>	<b>Threatt</b>	<b>Vartiainen</b>	<b>Koehler</b>	<b>Burris</b>	<b>Tew</b>
Feb. 1	<b>*Eastern Washington</b>	<b>Threatt</b>	<b>Vartiainen</b>	<b>Koehler</b>	<b>Burris</b>	<b>Tew</b>
Feb. 3	<b>*Northern Arizona</b>	<b>Threatt</b>	<b>Hennig</b>	<b>Vartiainen</b>	<b>Koehler</b>	<b>Cutler</b>
Feb. 8	<b>*Idaho State</b>	<b>Threatt</b>	<b>Hennig</b>	<b>Vartiainen</b>	<b>Burris</b>	<b>Cutler</b>
Feb. 13	*at Montana State	Threatt	Hennig	Vartiainen	Burris	Cutler
Feb. 15	*at Montana	Threatt	Hennig	Vartiainen	Burris	Cutler
Feb. 20	<b>*Sacramento State</b>	<b>Threatt</b>	<b>Hennig</b>	<b>Vartiainen</b>	<b>Burris</b>	<b>Cutler</b>
Feb. 22	<b>*Portland State</b>	<b>Threatt</b>	<b>Hennig</b>	<b>Vartiainen</b>	<b>Burris</b>	<b>Cutler</b>
Feb. 27	*at Eastern Washington	Threatt	Hennig	Vartiainen	Burris	Cutler
Mar. 1	*at Idaho	Threatt	Hennig	Vartiainen	Burris	Cutler
Mar. 3	<b>*Northern Colorado</b>	<b>Threatt</b>	<b>Hennig</b>	<b>Vartiainen</b>	<b>Burris</b>	<b>Cutler</b>
Mar. 8	#vs. Sacramento State	Threatt	Hennig	Vartiainen	Burris	Tew

# THE LAST TIME FOR WEBER STATE BASKETBALL...

## TEAM SCORING

Weber State scored 100 or more points.....	<b>Dec. 18, 2024, vs. Lincoln; WSU won 128-58</b>
Weber State scored less than 40 points.....	Feb. 13, 2020, at Montana; WSU lost 37-72
An opponent scored 90-99 points.....	Dec. 15, 2021, vs. Utah State; WSU lost 95-80
An opponent scored 100 or more points.....	Dec. 1, 2018, vs. BYU; WSU won 113-103
An opponent scored less than 40 points.....	<b>Nov. 4, 2024, vs. Northwest Indian College; WSU won 118-35</b>

## INDIVIDUAL SCORING

A WSU player had 30-34 points.....	<b>March 8, 2025, vs. Sacramento State; Viljami Vartiainen (30)</b>
A WSU player had 35-39 points.....	Dec. 4, 2019, at Utah Valley; Jerrick Harding (36)
A WSU player had 40-49 points.....	Feb. 6, 2020, vs. Sacramento State; Jerrick Harding (44)
A WSU player had 45 or more points.....	March 3, 2018, at Montana State; Jerrick Harding (46)*
Weber State had six players in double figures.....	Feb. 4, 2021, vs. Montana State; WSU (6)
An opponent had 30 or more points.....	Feb. 11, 2017, at Portland State; De'Sean Parson (32)
A WSU player had a triple-double.....	Feb. 26, 2000, vs. Montana State; Eddie Gill (15 points, 14 assists, 11 rebounds)

## FIELD GOAL SHOOTING

Weber State shot 70 percent or better from the field.....	*Nov. 19, 2019, vs. West Coast Baptist; WSU 75.0%
Weber State shot 60 percent or better from the field.....	<b>Dec. 18, 2024, vs. Lincoln; WSU 61.8%</b>
An opponent shot 60 percent or better from the field.....	Feb. 6, 2023 at Northern Colorado; UNC 60.0%
An opponent shot less than 30 percent from the field.....	<b>Dec. 18, 2024, vs. Lincoln; LINC 29.9%</b>

## REBOUNDING

A WSU player had 20 or more rebounds.....	Feb. 29, 2024, vs. Northern Colorado; Dillon Jones (23)
Weber State had 50-59 rebounds.....	Nov. 30, 2023, vs. Navajo Tech; Weber State (54)
Weber State had 60 or more rebounds.....	<b>Dec. 18, 2024, vs. Lincoln; Weber State (62)</b>
Weber State had 20 or fewer rebounds.....	Feb. 10, 2024, vs. Sacramento State; Weber State (17)
An opponent had 20 or fewer rebounds.....	Jan. 26, 2023, at Idaho; Idaho (20)
An opponent had 50 or more rebounds.....	Feb. 10, 2018, vs. Northern Colorado; UNC (53)

## ASSISTS

A WSU player had 10 or more assists.....	Feb. 27, 2014, vs. Sacramento State; Davion Berry (11)
Weber State had 25 or more assists.....	Dec. 21, 2023, vs. Park Gilbert; Weber State (27)
Weber State had five or fewer assists.....	Jan. 14, 2023, at Montana State; Weber State (4)
An opponent had 25 or more assists.....	Nov. 23, 2022, vs. Wright State; Wright State (30)
An opponent had four or fewer assists.....	Feb. 3, 2018, at Northern Arizona; Northern Arizona (3)

## BLOCKS

A WSU player had five or more blocks.....	Jan. 9, 2020, vs. Northern Colorado; Michal Kozak (*7)
Weber State had eight or more blocks.....	Jan. 9, 2020, vs. Northern Colorado; Weber State (9)
An opponent had 10 or more blocks.....	March 21, 2014, vs. Arizona (NCAA Tournament); Arizona (12)

## STEALS

A WSU player had seven or more steals.....	Feb. 12, 2010, vs. Northern Arizona; Franklin Session (8)
Weber State had 15 or more steals.....	Dec. 2, 2021, vs. Northern Arizona; Weber State (16)

## TURNOVERS

Weber State had five or fewer turnovers.....	March 2, 2024, vs. Northern Arizona; Weber State (5)
Weber State had 20 or more turnovers.....	Feb. 13, 2020, at Montana; Weber State (21)

## 3-POINT FIELD GOALS MADE

A WSU player made seven or more 3-point field goals.....	Nov. 25, 2017, vs. Black Hills State; Brekkott Chapman (7-8)
Weber State made 15 or more 3-point field goals.....	<b>Dec. 18, 2024, vs. Lincoln; Weber State (17-32)</b>
Weber State shot 60 percent or better from 3-point range.....	Dec. 28, 2023, vs. Montana; WSU 75.0% (9-12)
An opponent made 15 or more 3-point field goals.....	<b>March 1, 2025; at Idaho; Idaho (15-38)</b>
An opponent shot 60 percent or better from 3-point range.....	Dec. 18, 2021, vs. BYU; BYU 61.5% (16-26)
Weber State did NOT make a 3-point FG.....	Feb. 14, 2015, vs. Northern Arizona

\* Indicates school record.



# BLAISE THREATT

**6-3 • 210 • Sr. • Guard • Scottsdale, AZ (CO Mesa)**

## 2024-25 Season Highs/Totals

Points..... 34, vs. No. Arizona (02/03)  
 Rebounds ..... 10, two times  
 Assists ..... 9, at Idaho (03/01)  
 Steals..... 6, vs. Utah Valley (12/21)  
 Blocks ..... 1, at Montana (02/15)  
 3-point FG's ..... 3, vs. UC Irvine (11/22)  
 10+ Points ..... 31  
 20+ Points ..... 15  
 30+ Points ..... 3  
 10+ Rebounds ..... 2  
 Double-doubles ..... 1

## Career Highs/Totals (WSU only)

same  
 11, two times  
 same  
 same  
 1, two times  
 4, vs. South Dakota St. (01/03)  
 47  
 19  
 3  
 4  
 2

## #0 THREATT, Blaise

Opponent	Date	GS	MIN	Total		3-Pointers		Free throws		Rebounds				PF	A	TO	BLK	STL	PTS	AVG
				FG-FGA	PCT	3FG-3FGA	PCT	FT-FTA	PCT	OFF	DEF	TOT	AVG							
Northwest Indian	11/04/2024	*	14:02	7-8	.875	0-0	.000	0-1	.000	1	2	3	3.0	0	7	0	0	1	14	14.0
at Oregon St.	11/08/2024	*	33:26	7-13	.538	0-1	.000	0-0	.000	2	4	6	4.5	1	4	1	0	4	14	14.0
at Nevada	11/13/2024	*	36:51	3-13	.231	0-1	.000	7-8	.875	1	4	5	4.7	0	4	1	0	0	13	13.7
at Hawaii	11/17/2024	*	40:59	11-18	.611	0-1	.000	5-5	1.000	3	6	9	5.8	4	3	2	0	5	27	17.0
UC Irvine	11/22/2024	*	32:49	9-18	.500	3-6	.500	1-6	.167	0	3	3	5.2	2	6	2	0	3	22	18.0
Justice Col.	11/25/2024	*	21:27	7-9	.778	2-3	.667	0-2	.000	1	2	3	4.8	1	4	2	0	2	16	17.7
vs Bowling Green	11/29/2024	*	37:12	8-15	.533	0-1	.000	3-3	1.000	3	4	7	5.1	2	4	2	0	5	19	17.9
vs Pepperdine	11/30/2024	*	35:03	7-17	.412	0-3	.000	7-9	.778	1	6	7	5.4	3	4	2	0	2	21	18.3
North Dakota St.	12/04/2024	*	29:16	4-15	.267	0-2	.000	2-2	1.000	3	2	5	5.3	2	6	0	0	1	10	17.3
at North Dakota	12/07/2024	*	38:37	9-12	.750	1-1	1.000	4-4	1.000	0	5	5	5.3	3	2	1	0	3	23	17.9
at Utah Tech	12/13/2024	*	31:51	4-9	.444	0-2	.000	6-7	.857	2	3	5	5.3	4	2	4	0	0	14	17.5
Lincoln (CA)	12/18/2024	*	16:56	6-9	.667	1-1	1.000	5-6	.833	2	8	10	5.7	1	4	1	0	2	18	17.6
Utah Valley	12/21/2024	*	37:29	7-17	.412	1-4	.250	1-3	.333	0	3	3	5.5	4	3	0	0	6	16	17.5
at Oregon	12/29/2024	*	33:47	5-9	.556	1-4	.250	4-6	.667	1	1	2	5.2	1	1	5	0	1	15	17.3
at Northern Colo.	01/02/2025	*	35:01	5-12	.417	1-4	.250	2-2	1.000	1	2	3	5.1	2	3	1	0	1	13	17.0
at Northern Ariz.	01/04/2025	*	38:34	7-14	.500	0-2	.000	1-2	.500	0	3	3	4.9	4	6	1	0	1	15	16.9
at Idaho St.	01/11/2025	*	37:40	7-10	.700	0-0	.000	3-6	.500	2	5	7	5.1	4	2	3	0	3	17	16.9
at Portland St.	01/23/2025	*	36:22	8-16	.500	2-4	.500	4-6	.667	2	5	7	5.2	1	4	4	0	0	22	17.2
at Sacramento St.	01/25/2025	*	36:45	9-14	.643	2-3	.667	6-10	.600	0	9	9	5.4	2	7	2	0	3	26	17.6
Idaho	01/30/2025	*	36:06	8-14	.571	0-1	.000	3-6	.500	0	6	6	5.4	5	8	1	0	1	19	17.7
Eastern Wash.	02/01/2025	*	37:58	6-14	.429	1-2	.500	4-6	.667	1	6	7	5.5	3	3	3	0	2	17	17.7
Northern Ariz.	02/03/2025	*	34:06	12-18	.667	1-3	.333	9-12	.750	0	10	10	5.7	2	2	2	0	0	34	18.4
Idaho St.	02/08/2025	*	39:05	8-18	.444	2-4	.500	2-5	.400	1	4	5	5.7	2	5	2	0	1	20	18.5
at Montana St.	02/13/2025	*	37:46	11-21	.524	0-2	.000	10-13	.769	1	6	7	5.7	2	6	1	0	1	32	19.0
at Montana	02/15/2025	*	39:48	10-19	.526	1-2	.500	3-4	.750	0	5	5	5.7	0	4	3	1	0	24	19.2
Sacramento St.	02/20/2025	*	40:00	8-13	.615	0-0	.000	4-7	.571	2	4	6	5.7	1	8	4	0	3	20	19.3
Portland St.	02/22/2025	*	39:12	12-24	.500	0-2	.000	3-4	.750	1	4	5	5.7	1	2	3	0	1	27	19.6
at Eastern Wash.	02/27/2025	*	38:46	4-12	.333	0-1	.000	6-8	.750	0	5	5	5.6	4	7	3	0	2	14	19.4
at Idaho	03/01/2025	*	45:00	10-20	.500	0-1	.000	12-13	.923	0	6	6	5.7	2	9	0	0	0	32	19.8
Northern Colo.	03/03/2025	*	38:03	11-19	.579	1-3	.333	6-8	.750	3	5	8	5.7	4	4	6	0	4	29	20.1
vs Sacramento St.	03/08/2025	*	37:09	10-18	.556	2-6	.333	4-4	1.000	1	5	6	5.7	3	7	1	0	2	26	20.3
<b>Totals</b>		<b>31</b>	<b>1087:06</b>	<b>240-458</b>	<b>.524</b>	<b>22-70</b>	<b>.314</b>	<b>127-178</b>	<b>.713</b>	<b>35</b>	<b>143</b>	<b>178</b>	<b>5.7</b>	<b>70</b>	<b>141</b>	<b>63</b>	<b>1</b>	<b>60</b>	<b>629</b>	<b>20.3</b>

## CAREER STATS

SEASON	TEAM	GP-GS	MIN/AVG	Field Goals		3-Point		F-Throws		Rebounds				Scoring						
				FG-FGA	FG%	3FG-3FGA	3FG%	FT-FTA	FT%	OFF	DEF	TOT	AVG	PF-FO	A	TO	BLK	STL	PTS	AVG
2020-21	CMU	17-0	333/19.6	58-120	.483	9-34	.265	27-38	.711	9	41	50	2.9	23-0	44	45	4	11	152	8.9
2021-22	CMU	33-13	928/28.1	160-315	.508	32-95	.337	105-138	.761	39	169	208	6.3	76-1	87	81	10	42	457	13.8
2022-23	CMU	31-31	1002/32.3	209-396	.528	52-115	.452	116-158	.734	35	144	179	5.8	59-0	106	75	2	51	586	18.9
2023-24	Weber	32-24	770/24.0	135-246	.549	19-54	.352	56-80	.700	38	73	111	3.5	61-0	68	45	1	36	345	10.8
2024-25	Weber	31-31	1087/35.1	240-458	.524	22-70	.314	127-178	.713	35	143	178	5.7	70-1	141	63	1	60	629	20.3
<b>TOTAL FOR Weber</b>		<b>63-55</b>	<b>1857/29.5</b>	<b>375-704</b>	<b>.533</b>	<b>41-124</b>	<b>.331</b>	<b>183-258</b>	<b>.709</b>	<b>73</b>	<b>216</b>	<b>289</b>	<b>4.6</b>	<b>131-1</b>	<b>209</b>	<b>108</b>	<b>2</b>	<b>96</b>	<b>974</b>	<b>15.5</b>
<b>TOTAL</b>		<b>144-99</b>	<b>4120/28.6</b>	<b>802-1535</b>	<b>.522</b>	<b>134-368</b>	<b>.364</b>	<b>431-592</b>	<b>.728</b>	<b>156</b>	<b>570</b>	<b>726</b>	<b>5.0</b>	<b>289-2</b>	<b>446</b>	<b>309</b>	<b>18</b>	<b>200</b>	<b>2169</b>	<b>15.1</b>



# MIGUEL TOMLEY

**6-3 • 200 • Senior • Guard • Surrey, BC, Canada**

## 2024-25 Season Highs/Totals

Points..... 28, vs. Pepperdine (11/30)  
 Rebounds ..... 6, vs. Montana (01/16)  
 Assists ..... 4, two times  
 Steals..... 2, four times  
 Blocks .....  
 3-point FG's ..... 6, vs. Pepperdine (11/30)  
 10+ Points ..... 10  
 20+ Points ..... 2  
 30+ Points .....

## Career Highs/Totals (SC, ISU, WSU)

32, at Central Arkansas (11/27/22)  
 9, vs. Northern Arizona (12/29/22)  
 5, four times  
 3, two times  
 1, five times  
 6, two times  
 57  
 11  
 1

### #3 TOMLEY, Miguel

Opponent	Date	GS	MIN	Total		3-Pointers		Free throws		Rebounds				PF	A	TO	BLK	STL	PTS	AVG	
				FG-FGA	PCT	3FG-3FGA	PCT	FT-FTA	PCT	OFF	DEF	TOT	AVG								
Northwest Indian	11/04/2024	*	19:53	4-9	.444	4-7	.571	0-0	.000	0	0	0	0.0	0	3	0	0	0	12	12.0	
at Oregon St.	11/08/2024	*	25:17	2-9	.222	2-5	.400	0-0	.000	0	0	0	0.0	1	1	2	0	0	6	9.0	
at Nevada	11/13/2024	*	14:37	3-6	.500	2-4	.500	0-0	.000	0	1	1	0.3	0	0	1	0	0	8	8.7	
at Hawaii	11/17/2024	*	35:26	4-11	.364	1-5	.200	3-4	.750	0	0	0	0.3	4	1	0	0	2	12	9.5	
UC Irvine	11/22/2024	*	30:04	1-8	.125	0-2	.000	5-6	.833	1	4	5	1.2	3	4	2	0	2	7	9.0	
Justice Col.	11/25/2024	*	22:24	1-7	.143	1-7	.143	2-2	1.000	0	1	1	1.2	0	1	1	0	1	5	8.3	
vs Bowling Green	11/29/2024	*	27:27	6-12	.500	4-10	.400	0-0	.000	0	1	1	1.1	4	2	1	0	0	16	9.4	
vs Pepperdine	11/30/2024	*	35:20	7-12	.583	6-7	.857	8-8	1.000	0	2	2	1.3	2	2	3	0	1	28	11.8	
North Dakota St.	12/04/2024	*	26:49	3-10	.300	1-6	.167	0-0	.000	0	4	4	1.6	1	3	1	0	0	7	11.2	
at North Dakota	12/07/2024	*	35:40	5-11	.455	3-8	.375	5-5	1.000	0	1	1	1.5	4	1	3	0	1	18	11.9	
at Utah Tech	12/13/2024	*	34:09	7-15	.467	3-8	.375	4-6	.667	0	1	1	1.5	0	4	1	0	2	21	12.7	
Lincoln (CA)	12/18/2024	*	17:14	5-9	.556	3-7	.429	0-0	.000	0	2	2	1.5	0	1	1	0	1	13	12.8	
Utah Valley	12/21/2024	*	33:53	3-8	.375	1-5	.200	0-2	.000	0	1	1	1.5	0	2	4	0	0	7	12.3	
at Oregon	12/29/2024	*	30:53	3-9	.333	1-6	.167	1-2	.500	2	0	2	1.5	2	1	0	0	1	8	12.0	
at Northern Colo.	01/02/2025	*	35:00	2-12	.167	0-4	.000	0-0	.000	0	3	3	1.6	0	1	2	1	0	4	11.5	
at Northern Ariz.	01/04/2025	*	25:29	2-9	.222	2-8	.250	4-4	1.000	1	3	4	1.8	2	2	4	0	0	10	11.4	
at Idaho St.	01/11/2025	*	24:40	2-8	.250	1-4	.250	0-0	.000	1	0	1	1.7	4	1	5	0	0	5	11.0	
Montana	01/16/2025	*	31:46	7-17	.412	2-6	.333	0-0	.000	0	6	6	1.9	0	1	5	0	0	16	11.3	
Montana St.	01/18/2025	*	23:52	3-8	.375	2-6	.333	5-6	.833	0	4	4	2.1	3	2	2	0	0	13	11.4	
at Portland St.	01/23/2025	*	32:13	3-10	.300	0-3	.000	2-2	1.000	0	2	2	2.1	1	3	1	0	2	8	11.2	
<b>Totals</b>			<b>20</b>	<b>562:04</b>	<b>73-200</b>	<b>.365</b>	<b>39-118</b>	<b>.331</b>	<b>39-47</b>	<b>.830</b>	<b>5</b>	<b>36</b>	<b>41</b>	<b>2.1</b>	<b>31</b>	<b>36</b>	<b>39</b>	<b>1</b>	<b>13</b>	<b>224</b>	<b>11.2</b>

### Player Averages

Games Played	Minutes/game	Points/game	FG Pct	3FG Pct	FT Pct	Rebounds/game	Assists/game	Turnovers/game	Assist/Turnover ratio	Steals/game	Blocks/game
20	28.1	11.2	36.5	33.1	83.0	2.1	1.8	2.0	0.9	0.7	0.1

## CAREER STATS

SEASON	TEAM	GP-GS	MIN/AVG	Field Goals		3-Point		F-Throws		Rebounds				Scoring						
				FG-FGA	FG%	3FG-3FGA	3FG%	FT-FTA	FT%	OFF	DEF	TOT	AVG	PF-FO	A	TO	BLK	STL	PTS	AVG
2020-21	SCU	16-2	241/15.1	21-51	.412	10-30	.333	13-15	.867	1	21	22	1.4	21-0	21	14	0	5	65	4.1
2021-22	SCU	11-1	77/7.0	6-16	.375	4-12	.333	4-7	.571	2	7	9	0.8	2-0	2	2	0	1	20	1.8
2022-23	ISU	31-30	812/26.2	124-310	.400	58-164	.354	49-59	.831	7	105	112	3.6	44-0	60	60	1	23	355	11.5
2023-24	ISU	34-34	1065/31.3	166-391	.425	85-222	.383	60-77	.779	11	91	102	3.0	43-0	64	50	4	26	477	14.0
2024-25	Weber	20-20	562/28.1	73-200	.365	39-118	.331	39-47	.830	5	36	41	2.1	31-0	36	39	1	13	224	11.2
<b>TOTAL FOR Weber</b>		<b>20-20</b>	<b>562/28.1</b>	<b>73-200</b>	<b>.365</b>	<b>39-118</b>	<b>.331</b>	<b>39-47</b>	<b>.830</b>	<b>5</b>	<b>36</b>	<b>41</b>	<b>2.1</b>	<b>31-0</b>	<b>36</b>	<b>39</b>	<b>1</b>	<b>13</b>	<b>224</b>	<b>11.2</b>
<b>TOTAL</b>		<b>112-87</b>	<b>2757/24.6</b>	<b>390-968</b>	<b>.403</b>	<b>196-546</b>	<b>.359</b>	<b>165-205</b>	<b>.805</b>	<b>26</b>	<b>260</b>	<b>286</b>	<b>2.6</b>	<b>141-0</b>	<b>183</b>	<b>165</b>	<b>6</b>	<b>68</b>	<b>1141</b>	<b>10.2</b>



# DYSON KOEHLER

6-7 • 220 • Senior • Forward • Draper, UT

## 2024-25 Season Highs/Totals

Points..... 22, vs. NW Indian (11/04)  
 Rebounds ..... 9, two times  
 Assists ..... 1, three times  
 Steals..... 4, at Portland State (01/23)  
 Blocks ..... 2 vs. No. Arizona (02/03)  
 3-point FG's ..... 6, two times  
 10+ Points ..... 9  
 20+ Points ..... 2

## Career Highs/Totals

23, vs Idaho (01/20/24)  
 same  
 6, vs. E. Washington (01/18/24)  
 5, vs. Cal Poly (12/09/23)  
 3, at Sacramento State (01/11/24)  
 same  
 33  
 4

## #4 KOEHLER, Dyson

Opponent	Date	GS	MIN	Total		3-Pointers		Free throws		Rebounds				PF	A	TO	BLK	STL	PTS	AVG	
				FG-FGA	PCT	3FG-3FGA	PCT	FT-FTA	PCT	OFF	DEF	TOT	AVG								
Northwest Indian	11/04/2024	*	19:25	7-9	.778	6-7	.857	2-2	1.000	1	7	8	8.0	0	0	1	0	0	22	22.0	
at Oregon St.	11/08/2024	*	29:28	1-9	.111	1-6	.167	0-0	.000	1	2	3	5.5	1	0	3	1	0	3	12.5	
at Nevada	11/13/2024	*	22:52	0-7	.000	0-4	.000	7-9	.778	2	2	4	5.0	4	0	0	0	0	7	10.7	
at Hawaii	11/17/2024	*	38:02	2-7	.286	0-4	.000	1-2	.500	1	8	9	6.0	3	1	0	1	1	5	9.3	
UC Irvine	11/22/2024	*	31:16	6-10	.600	5-8	.625	0-0	.000	2	3	5	5.8	3	1	1	1	0	17	10.8	
Justice Col.	11/25/2024	*	20:26	3-6	.500	3-5	.600	4-4	1.000	2	5	7	6.0	1	0	1	0	0	13	11.2	
vs Bowling Green	11/29/2024	*	35:52	3-7	.429	1-4	.250	4-5	.800	0	7	7	6.1	2	1	4	0	3	11	11.1	
vs Pepperdine	11/30/2024	*	31:45	3-11	.273	0-8	.000	0-0	.000	0	9	9	6.5	0	0	2	0	1	6	10.5	
North Dakota St.	12/04/2024	*	31:13	3-7	.429	2-6	.333	0-0	.000	1	4	5	6.3	2	2	0	0	1	8	10.2	
at Utah Tech	12/13/2024	*	30:34	3-5	.600	2-2	1.000	1-2	.500	2	0	2	5.9	1	1	3	0	1	9	10.1	
Utah Valley	12/21/2024	*	23:42	2-7	.286	0-3	.000	3-3	1.000	0	4	4	5.7	0	1	0	1	0	7	9.8	
at Oregon	12/29/2024	*	16:22	2-6	.333	0-1	.000	1-2	.500	1	1	2	5.4	1	0	2	0	1	5	9.4	
at Northern Colo.	01/02/2025	*	24:47	6-11	.545	4-6	.667	0-0	.000	1	4	5	5.4	2	0	2	1	1	16	9.9	
at Northern Ariz.	01/04/2025	*	35:59	4-8	.500	2-6	.333	3-3	1.000	0	5	5	5.4	2	0	1	1	2	13	10.1	
at Idaho St.	01/11/2025	*	37:54	7-11	.636	6-8	.750	1-2	.500	0	5	5	5.3	4	2	1	0	1	21	10.9	
Montana	01/16/2025	*	38:39	4-12	.333	2-8	.250	0-2	.000	1	1	2	5.1	2	0	0	0	1	10	10.8	
Montana St.	01/18/2025	*	33:47	1-6	.167	0-3	.000	5-6	.833	1	3	4	5.1	3	2	2	1	0	7	10.6	
at Portland St.	01/23/2025	*	30:47	1-6	.167	0-3	.000	4-4	1.000	2	2	4	5.0	1	1	1	0	4	6	10.3	
at Sacramento St.	01/25/2025	*	32:19	2-8	.250	2-5	.400	0-2	.000	1	5	6	5.1	1	2	2	0	1	6	10.1	
Idaho	01/30/2025	*	35:58	3-10	.300	2-5	.400	5-6	.833	2	3	5	5.1	2	1	1	1	2	13	10.3	
Eastern Wash.	02/01/2025	*	32:56	2-11	.182	1-6	.167	4-6	.667	0	3	3	5.0	3	0	1	0	0	9	10.2	
Northern Ariz.	02/03/2025	*	36:56	3-9	.333	1-5	.200	1-3	.333	0	5	5	5.0	1	1	1	2	3	8	10.1	
<b>Totals</b>			<b>19</b>	<b>670:59</b>	<b>68-183</b>	<b>.372</b>	<b>40-113</b>	<b>.354</b>	<b>46-63</b>	<b>.730</b>	<b>21</b>	<b>88</b>	<b>109</b>	<b>5.0</b>	<b>39</b>	<b>16</b>	<b>29</b>	<b>10</b>	<b>23</b>	<b>222</b>	<b>10.1</b>

## Player Averages

Games Played	Minutes/game	Points/game	FG Pct	3FG Pct	FT Pct	Rebounds/game	Assists/game	Turnovers/game	Assist/Turnover ratio	Steals/game	Blocks/game
22	30.5	10.1	37.2	35.4	73.0	5.0	0.7	1.3	0.6	1.0	0.5

## CAREER STATS

SEASON	TEAM	GP-GS	MIN/AVG	Field Goals		3-Point		F-Throws		Rebounds				Scoring						
				FG-FGA	FG%	3FG-3FGA	3FG%	FT-FTA	FT%	OFF	DEF	TOT	AVG	PF-FO	A	TO	BLK	STL	PTS	AVG
2020-21	CPO	18-3	271/15.1	16-55	.291	5-31	.161	20-26	.769	21	54	75	4.2	27-0	5	18	2	4	57	3.2
2021-22	Weber	33-1	464/14.1	31-66	.470	17-42	.405	22-29	.759	10	49	59	1.8	32-0	6	8	5	5	101	3.1
2022-23	Weber	30-27	714/23.8	70-139	.504	24-67	.358	28-33	.848	16	71	87	2.9	55-2	31	31	2	22	192	6.4
2023-24	Weber	32-32	973/30.4	101-242	.417	49-147	.333	76-104	.731	41	83	124	3.9	51-0	23	16	8	43	327	10.2
2024-25	Weber	22-19	671/30.5	68-183	.372	40-113	.354	46-63	.730	21	88	109	5.0	39-0	16	29	10	23	222	10.1
<b>TOTAL FOR Weber</b>		<b>117-79</b>	<b>2822/24.1</b>	<b>270-630</b>	<b>.429</b>	<b>130-369</b>	<b>.352</b>	<b>172-229</b>	<b>.751</b>	<b>88</b>	<b>291</b>	<b>379</b>	<b>3.2</b>	<b>177-2</b>	<b>76</b>	<b>84</b>	<b>25</b>	<b>93</b>	<b>842</b>	<b>7.2</b>
<b>TOTAL</b>		<b>135-82</b>	<b>3093/22.9</b>	<b>286-685</b>	<b>.418</b>	<b>135-400</b>	<b>.338</b>	<b>192-255</b>	<b>.753</b>	<b>109</b>	<b>345</b>	<b>454</b>	<b>3.4</b>	<b>204-2</b>	<b>81</b>	<b>102</b>	<b>27</b>	<b>97</b>	<b>899</b>	<b>6.7</b>



# NIGEL BURRIS

**6-7 • 225 • Junior • Forward • San Francisco, CA**

## 2024-25 Season Highs/Totals

Points..... 17, vs. Utah Valley (12/21)  
 Rebounds ..... 10, two times  
 Assists ..... 3, two times  
 Steals..... 3, vs. UNC (03/03)  
 Blocks ..... 2, two times  
 3-point FG's ..... 2, six times  
 10+ points ..... 5  
 20+ points .....  
 10+ rebounds ..... 2  
 Double-doubles ..... 1

## Career Highs/Totals (UI, USU, WSU)

21, vs. Northern Arizona (03/04/23)  
 11, at Montana State (12/29/22)  
 same  
 same  
 same  
 4, at Pacific (11/25/22)  
 21  
 1  
 3  
 2

## #5 BURRIS, Nigel

Opponent	Date	GS	MIN	Total		3-Pointers		Free throws		Rebounds				PF	A	TO	BLK	STL	PTS	AVG	
				FG-FGA	PCT	3FG-3FGA	PCT	FT-FTA	PCT	OFF	DEF	TOT	AVG								
Northwest Indian	11/04/2024	*	15:02	2-6	.333	2-3	.667	0-0	.000	0	8	8	8.0	2	2	1	1	0	6	6.0	
at Oregon St.	11/08/2024	*	22:44	1-4	.250	1-3	.333	4-4	1.000	1	4	5	6.5	3	0	0	0	0	7	6.5	
at Nevada	11/13/2024	*	18:48	1-4	.250	0-1	.000	4-4	1.000	2	2	4	5.7	5	0	0	0	0	6	6.3	
at Hawaii	11/17/2024	*	20:39	3-6	.500	1-1	1.000	0-2	.000	1	2	3	5.0	4	1	1	2	0	7	6.5	
UC Irvine	11/22/2024	*	19:42	3-5	.600	2-2	1.000	3-4	.750	1	0	1	4.2	2	0	2	0	1	11	7.4	
Justice Col.	11/25/2024	*	15:50	3-8	.375	2-3	.667	3-4	.750	4	2	6	4.5	4	0	0	0	0	11	8.0	
vs Bowling Green	11/29/2024	*	19:21	1-2	.500	0-1	.000	0-0	.000	1	4	5	4.6	2	3	3	1	0	2	7.1	
vs Pepperdine	11/30/2024	*	25:27	1-4	.250	0-1	.000	2-2	1.000	1	6	7	4.9	1	0	0	0	1	4	6.8	
North Dakota St.	12/04/2024	*	27:49	3-5	.600	2-4	.500	1-1	1.000	0	6	6	5.0	2	0	0	1	1	9	7.0	
at North Dakota	12/07/2024	*	28:10	3-9	.333	2-6	.333	0-0	.000	2	5	7	5.2	2	1	0	0	1	8	7.1	
at Utah Tech	12/13/2024	*	34:01	3-8	.375	1-4	.250	2-3	.667	2	6	8	5.5	2	1	1	1	1	9	7.3	
Lincoln (CA)	12/18/2024	*	16:15	5-8	.625	2-4	.500	0-0	.000	0	8	8	5.7	0	1	0	0	0	12	7.7	
Utah Valley	12/21/2024	*	33:06	6-9	.667	3-5	.600	2-2	1.000	4	6	10	6.0	3	0	0	0	0	17	8.4	
at Oregon	12/29/2024	*	20:23	3-7	.429	0-2	.000	0-0	.000	0	4	4	5.9	2	0	1	1	0	6	8.2	
at Northern Colo.	01/02/2025	*	16:32	4-4	1.000	1-1	1.000	2-5	.400	0	1	1	5.5	5	0	1	0	0	11	8.4	
at Idaho St.	01/11/2025		27:02	2-3	.667	0-1	.000	4-5	.800	2	1	3	5.4	2	3	3	0	1	8	8.4	
Montana	01/16/2025		20:17	3-4	.750	1-1	1.000	0-0	.000	1	3	4	5.3	3	1	0	2	0	7	8.3	
Montana St.	01/18/2025		24:46	4-9	.444	1-2	.500	0-0	.000	2	7	9	5.5	3	1	1	0	0	9	8.3	
at Portland St.	01/23/2025		25:39	2-7	.286	1-3	.333	0-0	.000	1	1	2	5.3	2	0	0	0	0	5	8.2	
at Sacramento St.	01/25/2025	*	21:11	2-5	.400	1-3	.333	0-0	.000	1	0	1	5.1	3	1	2	0	1	5	8.0	
Idaho	01/30/2025	*	15:32	0-2	.000	0-1	.000	2-2	1.000	1	3	4	5.0	2	1	1	0	0	2	7.7	
Eastern Wash.	02/01/2025	*	19:42	1-4	.250	1-2	.500	1-2	.500	1	5	6	5.1	5	1	1	0	0	4	7.5	
Northern Ariz.	02/03/2025		14:56	1-6	.167	1-3	.333	0-0	.000	2	6	8	5.2	1	1	1	0	0	3	7.3	
Idaho St.	02/08/2025	*	28:08	1-3	.333	0-0	.000	0-0	.000	0	3	3	5.1	1	1	1	0	0	2	7.1	
at Montana St.	02/13/2025	*	30:17	1-7	.143	0-3	.000	0-0	.000	2	7	9	5.3	2	0	1	0	0	2	6.9	
at Montana	02/15/2025	*	32:52	2-3	.667	0-1	.000	0-0	.000	0	4	4	5.2	2	0	1	0	0	4	6.8	
Sacramento St.	02/20/2025	*	17:20	1-4	.250	0-1	.000	0-0	.000	1	1	2	5.1	2	0	0	0	0	2	6.6	
Portland St.	02/22/2025	*	28:37	2-8	.250	0-4	.000	0-0	.000	2	8	10	5.3	3	0	2	0	1	4	6.5	
at Eastern Wash.	02/27/2025	*	19:54	0-6	.000	0-2	.000	0-0	.000	1	2	3	5.2	4	1	0	0	1	0	6.3	
at Idaho	03/01/2025	*	22:44	3-8	.375	1-4	.250	0-0	.000	4	5	9	5.3	2	0	1	0	2	7	6.3	
Northern Colo.	03/03/2025	*	32:48	2-4	.500	0-1	.000	0-0	.000	0	6	6	5.4	4	1	1	0	3	4	6.3	
vs Sacramento St.	03/08/2025	*	28:01	2-5	.400	1-3	.333	2-2	1.000	1	4	5	5.3	2	1	0	0	1	7	6.3	
<b>Totals</b>			<b>27</b>	<b>743:36</b>	<b>71-177</b>	<b>.401</b>	<b>27-76</b>	<b>.355</b>	<b>32-42</b>	<b>.762</b>	<b>41</b>	<b>130</b>	<b>171</b>	<b>5.3</b>	<b>82</b>	<b>22</b>	<b>26</b>	<b>9</b>	<b>15</b>	<b>201</b>	<b>6.3</b>

## CAREER STATS

SEASON	TEAM	GP-GS	MIN/AVG	Field Goals		3-Point		F-Throws		Rebounds				Scoring						
				FG-FGA	FG%	3FG-3FGA	3FG%	FT-FTA	FT%	OFF	DEF	TOT	AVG	PF-FO	A	TO	BLK	STL	PTS	AVG
2022-23	UI	32-25	787/24.6	98-186	.527	39-87	.448	47-54	.870	29	132	161	5.0	90-0	15	35	11	15	282	8.8
2023-24	USU	20-0	97/4.8	6-24	.250	0-11	.000	9-12	.750	6	19	25	1.3	14-0	3	6	1	1	21	1.1
2024-25	Weber	32-27	744/23.2	71-177	.401	27-76	.355	32-42	.762	41	130	171	5.3	82-3	22	26	9	15	201	6.3
<b>TOTAL FOR Weber</b>		<b>32-27</b>	<b>744/23.2</b>	<b>71-177</b>	<b>.401</b>	<b>27-76</b>	<b>.355</b>	<b>32-42</b>	<b>.762</b>	<b>41</b>	<b>130</b>	<b>171</b>	<b>5.3</b>	<b>82-3</b>	<b>22</b>	<b>26</b>	<b>9</b>	<b>15</b>	<b>201</b>	<b>6.3</b>
<b>TOTAL</b>		<b>84-52</b>	<b>1628/19.4</b>	<b>175-387</b>	<b>.452</b>	<b>66-174</b>	<b>.379</b>	<b>88-108</b>	<b>.815</b>	<b>76</b>	<b>281</b>	<b>357</b>	<b>4.3</b>	<b>186-3</b>	<b>40</b>	<b>67</b>	<b>21</b>	<b>31</b>	<b>504</b>	<b>6.0</b>



# TREVOR HENNIG

**6-4 • 185 • Freshman • Guard • North Bend, WA**

## 2024-25 Season Highs/Totals

Points..... 21, vs. Idaho State (02/08)  
 Rebounds ..... 6, vs. Idaho State (02/08)  
 Assists ..... 4, two times  
 Steals..... 4, at No. Colorado (01/02)  
 Blocks ..... 1, three times  
 3-point FG's ..... 4, vs. Idaho State (02/08)  
 10+ Points ..... 15  
 20+ Points ..... 1

## Career Highs/Totals

same  
 same  
 same  
 same  
 same  
 15  
 1

## #6 HENNIG, Trevor

Opponent	Date	GS	MIN	Total		3-Pointers		Free throws		Rebounds				PF	A	TO	BLK	STL	PTS	AVG	
				FG-FGA	PCT	3FG-3FGA	PCT	FT-FTA	PCT	OFF	DEF	TOT	AVG								
Northwest Indian	11/04/2024		18:04	3-5	.600	0-2	.000	0-0	.000	0	2	2	2.0	0	4	1	0	0	6	6.0	
at Oregon St.	11/08/2024		11:02	1-3	.333	1-2	.500	2-2	1.000	0	1	1	1.5	0	0	2	0	0	5	5.5	
at Nevada	11/13/2024		15:28	0-3	.000	0-3	.000	0-0	.000	1	0	1	1.3	1	1	1	0	0	0	3.7	
at Hawaii	11/17/2024		07:28	0-1	.000	0-0	.000	0-0	.000	0	0	0	1.0	0	0	1	0	0	0	2.8	
UC Irvine	11/22/2024		18:06	4-4	1.000	1-1	1.000	1-1	1.000	0	3	3	1.4	0	0	1	0	0	10	4.2	
Justice Col.	11/25/2024		16:29	2-3	.667	0-1	.000	8-9	.889	1	3	4	1.8	3	2	1	0	2	12	5.5	
vs Bowling Green	11/29/2024		12:45	0-1	.000	0-1	.000	2-3	.667	0	2	2	1.9	2	0	0	0	1	2	5.0	
vs Pepperdine	11/30/2024		10:37	1-2	.500	0-1	.000	0-0	.000	1	1	2	1.9	2	1	0	1	1	2	4.6	
North Dakota St.	12/04/2024		12:47	0-1	.000	0-0	.000	1-2	.500	0	2	2	1.9	1	1	0	1	0	1	4.2	
at North Dakota	12/07/2024		17:42	2-3	.667	0-1	.000	1-2	.500	0	0	0	1.7	2	1	2	0	1	5	4.3	
at Utah Tech	12/13/2024		06:19	0-1	.000	0-0	.000	0-0	.000	0	0	0	1.5	1	1	0	0	0	0	3.9	
Lincoln (CA)	12/18/2024		17:59	4-7	.571	1-1	1.000	3-3	1.000	1	2	3	1.7	1	2	2	0	0	12	4.6	
Utah Valley	12/21/2024		09:17	1-1	1.000	0-0	.000	0-0	.000	0	0	0	1.5	2	0	1	0	0	2	4.4	
at Oregon	12/29/2024		18:08	1-6	.167	1-3	.333	3-3	1.000	0	4	4	1.7	1	1	1	0	0	6	4.5	
at Northern Colo.	01/02/2025		20:06	5-7	.714	3-4	.750	4-4	1.000	0	3	3	1.8	0	1	2	1	4	17	5.3	
at Northern Ariz.	01/04/2025		12:34	1-3	.333	1-3	.333	0-0	.000	0	0	0	1.7	2	0	1	0	0	3	5.2	
at Idaho St.	01/11/2025		01:05	0-1	.000	0-1	.000	0-0	.000	0	0	0	1.6	1	0	1	0	0	0	4.9	
Montana	01/16/2025		12:02	2-3	.667	1-2	.500	1-2	.500	0	0	0	1.5	2	0	0	0	0	6	4.9	
Montana St.	01/18/2025		21:06	3-7	.429	1-3	.333	6-7	.857	0	2	2	1.5	1	4	0	0	0	13	5.4	
at Portland St.	01/23/2025		09:48	0-5	.000	0-2	.000	0-0	.000	1	0	1	1.5	1	0	1	0	0	0	5.1	
at Sacramento St.	01/25/2025		23:55	3-5	.600	1-2	.500	5-7	.714	0	1	1	1.5	0	1	1	0	0	12	5.4	
Idaho	01/30/2025		22:15	3-4	.750	0-1	.000	4-4	1.000	0	1	1	1.5	4	0	1	0	2	10	5.6	
Eastern Wash.	02/01/2025		16:32	1-6	.167	0-0	.000	0-0	.000	0	3	3	1.5	5	2	1	0	0	2	5.5	
Northern Ariz.	02/03/2025	*	34:07	4-9	.444	2-4	.500	4-6	.667	0	1	1	1.5	2	0	1	0	0	14	5.8	
Idaho St.	02/08/2025	*	35:02	8-11	.727	4-4	1.000	1-2	.500	0	6	6	1.7	1	1	2	0	1	21	6.4	
at Montana St.	02/13/2025	*	34:49	1-9	.111	0-5	.000	4-6	.667	0	2	2	1.7	2	2	1	0	1	6	6.4	
at Montana	02/15/2025	*	40:00	4-10	.400	1-3	.333	2-2	1.000	0	3	3	1.7	1	0	2	0	0	11	6.6	
Sacramento St.	02/20/2025	*	38:16	5-12	.417	0-5	.000	0-0	.000	0	4	4	1.8	0	2	0	1	2	10	6.7	
Portland St.	02/22/2025	*	36:44	6-13	.462	2-4	.500	1-2	.500	0	3	3	1.9	0	3	0	0	0	15	7.0	
at Eastern Wash.	02/27/2025	*	26:39	5-8	.625	0-2	.000	2-3	.667	0	2	2	1.9	3	3	3	0	2	12	7.2	
at Idaho	03/01/2025	*	43:27	7-14	.500	2-6	.333	1-2	.500	0	4	4	1.9	2	0	1	0	2	17	7.5	
Northern Colo.	03/03/2025	*	36:57	4-10	.400	1-3	.333	6-6	1.000	0	6	6	2.1	1	2	1	1	1	15	7.7	
vs Sacramento St.	03/08/2025	*	34:52	4-8	.500	0-1	.000	0-0	.000	0	2	2	2.1	2	1	1	0	0	8	7.7	
<b>Totals</b>			<b>10</b>	<b>692:26</b>	<b>85-186</b>	<b>.457</b>	<b>23-71</b>	<b>.324</b>	<b>62-78</b>	<b>.795</b>	<b>5</b>	<b>63</b>	<b>68</b>	<b>2.1</b>	<b>46</b>	<b>36</b>	<b>33</b>	<b>5</b>	<b>20</b>	<b>255</b>	<b>7.7</b>

## Player Averages

Games Played	Minutes/game	Points/game	FG Pct	3FG Pct	FT Pct	Rebounds/game	Assists/game	Turnovers/game	Assist/Turnover ratio	Steals/game	Blocks/game
33	21.0	7.7	45.7	32.4	79.5	2.1	1.1	1.0	1.1	0.6	0.2



# VILJAMI VARTIAINEN

**6-6 • 195 • Soph. • Forward • Helsinki, Finland**

## 2024-25 Season Highs/Totals

Points..... 30, vs. Sac. State (03/08/25)  
 Rebounds ..... 5, three times  
 Assists ..... 4, vs. Montana (01/16)  
 Steals..... 2, three times  
 Blocks ..... 1, two times  
 3-point FG's ..... 7, vs. Sac. State (03/08/25)  
 10+ Points ..... 13  
 20+ Points ..... 3  
 30+ Points ..... 1

## Career Highs/Totals

same  
 same  
 same  
 3, vs. Navajo Tech (11/27)  
 1, four times  
 same  
 18  
 3  
 1

## #8 VARTIAINEN, Viljami

Opponent	Date	GS	MIN	Total		3-Pointers		Free throws		Rebounds				PF	A	TO	BLK	STL	PTS	AVG
				FG-FGA	PCT	3FG-3FGA	PCT	FT-FTA	PCT	OFF	DEF	TOT	AVG							
Northwest Indian	11/04/2024		12:39	6-9	.667	5-7	.714	0-0	.000	0	3	3	3.0	2	2	2	0	1	17	17.0
at Oregon St.	11/08/2024		26:21	2-7	.286	2-7	.286	0-0	.000	0	3	3	3.0	2	1	0	0	1	6	11.5
at Nevada	11/13/2024		28:10	3-11	.273	1-7	.143	0-1	.000	0	1	1	2.3	4	0	1	0	0	7	10.0
at Hawaii	11/17/2024		36:42	2-8	.250	2-7	.286	0-0	.000	0	1	1	2.0	4	0	1	0	2	6	9.0
UC Irvine	11/22/2024		26:31	2-6	.333	2-5	.400	0-0	.000	0	3	3	2.2	4	0	0	1	2	6	8.4
Justice Col.	11/25/2024		13:48	2-4	.500	2-4	.500	0-1	.000	0	0	0	1.8	2	2	0	1	0	6	8.0
vs Bowling Green	11/29/2024		26:16	3-10	.300	2-8	.250	2-2	1.000	0	1	1	1.7	3	1	3	0	0	10	8.3
vs Pepperdine	11/30/2024		18:05	1-5	.200	1-3	.333	0-0	.000	0	0	0	1.5	3	0	1	0	2	3	7.6
North Dakota St.	12/04/2024		23:14	5-8	.625	4-7	.571	4-4	1.000	0	3	3	1.7	3	0	1	0	0	18	8.8
at North Dakota	12/07/2024	*	23:50	2-7	.286	1-4	.250	0-1	.000	0	2	2	1.7	3	1	1	0	0	5	8.4
at Utah Tech	12/13/2024		14:57	2-5	.400	0-3	.000	0-0	.000	0	0	0	1.5	3	1	0	0	0	4	8.0
Lincoln (CA)	12/18/2024	*	16:56	1-3	.333	1-3	.333	3-4	.750	0	1	1	1.5	2	4	0	0	0	6	7.8
Utah Valley	12/21/2024	*	18:33	0-1	.000	0-1	.000	0-1	.000	0	2	2	1.5	2	0	2	0	0	0	7.2
at Oregon	12/29/2024	*	18:05	1-5	.200	0-3	.000	0-0	.000	0	2	2	1.6	4	2	3	0	0	2	6.9
at Northern Colo.	01/02/2025	*	15:43	0-1	.000	0-0	.000	0-0	.000	1	0	1	1.5	4	3	1	0	1	0	6.4
at Northern Ariz.	01/04/2025		28:10	3-7	.429	2-4	.500	2-2	1.000	1	2	3	1.6	3	0	1	0	0	10	6.6
at Idaho St.	01/11/2025		16:27	0-3	.000	0-2	.000	0-2	.000	1	0	1	1.6	2	2	0	0	2	0	6.2
Montana	01/16/2025		27:06	1-4	.250	1-1	1.000	0-0	.000	0	5	5	1.8	0	4	2	0	0	3	6.1
Montana St.	01/18/2025		27:41	4-7	.571	2-4	.500	0-0	.000	0	3	3	1.8	2	1	0	0	1	10	6.3
at Portland St.	01/23/2025		16:31	2-4	.500	2-4	.500	0-0	.000	0	1	1	1.8	1	0	1	0	0	6	6.3
at Sacramento St.	01/25/2025	*	27:28	6-10	.600	4-7	.571	6-6	1.000	0	2	2	1.8	2	1	1	0	0	22	7.0
Idaho	01/30/2025	*	38:02	4-8	.500	3-6	.500	0-2	.000	0	4	4	1.9	1	0	2	1	1	11	7.2
Eastern Wash.	02/01/2025	*	26:22	3-10	.300	3-6	.500	4-5	.800	0	2	2	1.9	2	0	0	0	0	13	7.4
Northern Ariz.	02/03/2025	*	25:38	3-9	.333	2-5	.400	2-3	.667	1	2	3	2.0	3	0	1	0	0	10	7.5
Idaho St.	02/08/2025	*	19:28	2-3	.667	1-2	.500	1-1	1.000	0	1	1	1.9	5	0	0	0	0	6	7.5
at Montana St.	02/13/2025	*	33:46	4-11	.364	4-9	.444	2-2	1.000	0	4	4	2.0	3	0	0	0	0	14	7.7
at Montana	02/15/2025	*	22:02	4-6	.667	3-4	.750	0-0	.000	0	2	2	2.0	3	0	1	0	1	11	7.9
Sacramento St.	02/20/2025	*	37:52	9-18	.500	6-12	.500	0-0	.000	0	2	2	2.0	1	2	1	0	1	24	8.4
Portland St.	02/22/2025	*	35:30	1-5	.200	1-5	.200	5-6	.833	1	4	5	2.1	3	1	1	0	1	8	8.4
at Eastern Wash.	02/27/2025	*	27:09	2-7	.286	2-6	.333	0-0	.000	0	1	1	2.1	4	1	1	0	2	6	8.3
at Idaho	03/01/2025	*	25:52	2-8	.250	1-6	.167	0-0	.000	1	4	5	2.2	4	2	0	0	0	5	8.2
Northern Colo.	03/03/2025	*	37:03	3-12	.250	3-10	.300	0-0	.000	0	2	2	2.2	2	1	2	0	0	9	8.3
vs Sacramento St.	03/08/2025	*	38:30	10-13	.769	7-10	.700	3-5	.600	0	5	5	2.2	1	0	1	0	0	30	8.9
<b>Totals</b>		<b>18</b>	<b>830:26</b>	<b>95-235</b>	<b>.404</b>	<b>70-172</b>	<b>.407</b>	<b>34-48</b>	<b>.708</b>	<b>6</b>	<b>68</b>	<b>74</b>	<b>2.2</b>	<b>87</b>	<b>32</b>	<b>31</b>	<b>3</b>	<b>18</b>	<b>294</b>	<b>8.9</b>

## CAREER STATS

SEASON	TEAM	GP-GS	MIN/AVG	Field Goals		3-Point		F-Throws		Rebounds				Scoring						
				FG-FGA	FG%	3FG-3FGA	3FG%	FT-FTA	FT%	OFF	DEF	TOT	AVG	PF-FO	A	TO	BLK	STL	PTS	AVG
2023-24	Weber	32-0	545/17.0	47-115	.409	30-84	.357	32-47	.681	6	44	50	1.6	49-0	7	25	2	7	156	4.9
2024-25	Weber	33-18	830/25.2	95-235	.404	70-172	.407	34-48	.708	6	68	74	2.2	87-1	32	31	3	18	294	8.9
<b>TOTAL</b>		<b>65-18</b>	<b>1375/21.2</b>	<b>142-350</b>	<b>.406</b>	<b>100-256</b>	<b>.391</b>	<b>66-95</b>	<b>.695</b>	<b>12</b>	<b>112</b>	<b>124</b>	<b>1.9</b>	<b>136-1</b>	<b>39</b>	<b>56</b>	<b>5</b>	<b>25</b>	<b>450</b>	<b>6.9</b>



# MARKO SARENAC

**6-10 • 220 • Soph. • Forward • Zrenjanin, Serbia**

## 2024-25 Season Highs/Totals

Points..... 15, vs. Lincoln (12/18)  
 Rebounds ..... 7, vs. Lincoln (12/18)  
 Assists ..... 3, vs. Lincoln (12/18)  
 Steals..... 2, two times  
 Blocks ..... 1, vs. Justice College (11/25)  
 3-point FG's .....  
 10+ Points .....

## Career Highs/Totals

same  
 same  
 same  
 same  
 1, two times  
 2, vs. Navajo Tech (11/27)  
 1

**#10 SARENAC, Marko**

Opponent	Date	GS	MIN	Total		3-Pointers		Free throws		Rebounds				PF	A	TO	BLK	STL	PTS	AVG
				FG-FGA	PCT	3FG-3FGA	PCT	FT-FTA	PCT	OFF	DEF	TOT	AVG							
Northwest Indian	11/04/2024		12:43	3-5	.600	0-2	.000	1-2	.500	2	3	5	5.0	1	1	0	0	1	7	7.0
at Oregon St.	11/08/2024		02:34	1-1	1.000	0-0	.000	1-2	.500	0	0	0	2.5	0	0	0	0	0	3	5.0
at Nevada	11/13/2024		01:37	1-1	1.000	0-0	.000	1-2	.500	0	0	0	1.7	0	0	0	0	0	3	4.3
Justice Col.	11/25/2024		10:35	2-3	.667	0-0	.000	3-4	.750	3	0	3	2.0	1	0	1	1	2	7	5.0
North Dakota St.	12/04/2024		00:38	0-0	.000	0-0	.000	0-0	.000	0	0	0	1.6	0	0	0	0	0	0	4.0
at North Dakota	12/07/2024		00:02	0-0	.000	0-0	.000	0-0	.000	0	0	0	1.3	0	0	0	0	0	0	3.3
Lincoln (CA)	12/18/2024		20:23	6-8	.750	2-2	1.000	1-2	.500	2	5	7	2.1	1	3	1	1	2	15	5.0
Utah Valley	12/21/2024		06:36	0-2	.000	0-2	.000	0-0	.000	0	0	0	1.9	1	0	0	0	1	0	4.4
at Oregon	12/29/2024		08:55	0-1	.000	0-1	.000	0-0	.000	0	0	0	1.7	2	0	1	0	1	0	3.9
at Northern Colo.	01/02/2025		05:56	0-0	.000	0-0	.000	0-0	.000	0	0	0	1.5	0	0	0	0	0	0	3.5
at Northern Ariz.	01/04/2025		06:26	0-1	.000	0-0	.000	0-0	.000	0	1	1	1.5	1	0	0	0	0	0	3.2
at Sacramento St.	01/25/2025		08:45	0-0	.000	0-0	.000	0-0	.000	0	2	2	1.5	0	0	0	0	0	0	2.9
Idaho	01/30/2025		00:27	0-0	.000	0-0	.000	0-0	.000	0	0	0	1.4	0	0	0	0	0	0	2.7
Eastern Wash.	02/01/2025		05:58	0-1	.000	0-0	.000	0-0	.000	1	2	3	1.5	0	0	2	0	0	0	2.5
Idaho St.	02/08/2025		02:44	0-0	.000	0-0	.000	0-0	.000	0	0	0	1.4	0	0	0	0	0	0	2.3
at Montana St.	02/13/2025		00:20	0-0	.000	0-0	.000	0-0	.000	0	0	0	1.3	0	0	0	0	0	0	2.2
at Montana	02/15/2025		00:12	0-0	.000	0-0	.000	0-0	.000	0	0	0	1.2	0	0	0	0	0	0	2.1
at Idaho	03/01/2025		02:58	0-1	.000	0-1	.000	0-0	.000	0	1	1	1.2	0	0	0	1	0	0	1.9
<b>Totals</b>		<b>0</b>	<b>97:50</b>	<b>13-24</b>	<b>.542</b>	<b>2-8</b>	<b>.250</b>	<b>7-12</b>	<b>.583</b>	<b>8</b>	<b>14</b>	<b>22</b>	<b>1.2</b>	<b>7</b>	<b>4</b>	<b>5</b>	<b>3</b>	<b>7</b>	<b>35</b>	<b>1.9</b>

## Player Averages

Games Played	Minutes/game	Points/game	FG Pct	3FG Pct	FT Pct	Rebounds/game	Assists/game	Turnovers/game	Assist/Turnover ratio	Steals/game	Blocks/game
18	5.4	1.9	54.2	25.0	58.3	1.2	0.2	0.3	0.8	0.4	0.2

## CAREER STATS

SEASON	TEAM	GP-GS	MIN/AVG	Field Goals		3-Point		F-Throws		Rebounds				Scoring						
				FG-FGA	FG%	3FG-3FGA	3FG%	FT-FTA	FT%	OFF	DEF	TOT	AVG	PF-FO	A	TO	BLK	STL	PTS	AVG
2023-24	Weber	26-0	107/4.1	15-32	.469	5-17	.294	2-2	1.000	5	10	15	0.6	21-0	5	1	1	1	37	1.4
2024-25	Weber	18-0	98/5.4	13-24	.542	2-8	.250	7-12	.583	8	14	22	1.2	7-0	4	5	3	7	35	1.9
<b>TOTAL</b>		<b>44-0</b>	<b>204/4.6</b>	<b>28-56</b>	<b>.500</b>	<b>7-25</b>	<b>.280</b>	<b>9-14</b>	<b>.643</b>	<b>13</b>	<b>24</b>	<b>37</b>	<b>0.8</b>	<b>28-0</b>	<b>9</b>	<b>6</b>	<b>4</b>	<b>8</b>	<b>72</b>	<b>1.6</b>



# SAADIQ MOORE

**6-5 • 185 • Freshman • Guard • Pasadena, CA**

## 2024-25 Season Highs/Totals

Points..... 10, vs. Montana State (01/18)  
 Rebounds ..... 8, vs. Lincoln (12/18)  
 Assists ..... 5, three times  
 Steals..... 3, two times  
 Blocks..... 1, vs. Bowling Green (11/29)  
 3-point FG's..... 1, three times  
 10+ points..... 1

## Career Highs/Totals

same  
 same  
 same  
 same  
 same  
 same  
 1

### #11 MOORE, Saadiq

Opponent	Date	GS	MIN	Total		3-Pointers		Free throws		Rebounds				PF	A	TO	BLK	STL	PTS	AVG
				FG-FGA	PCT	3FG-3FGA	PCT	FT-FTA	PCT	OFF	DEF	TOT	AVG							
Northwest Indian	11/04/2024		17:39	3-5	.600	0-2	.000	0-0	.000	0	7	7	7.0	3	5	1	0	2	6	6.0
at Oregon St.	11/08/2024		06:34	0-0	.000	0-0	.000	0-0	.000	0	0	0	3.5	1	0	0	0	0	0	3.0
at Nevada	11/13/2024		06:08	0-0	.000	0-0	.000	0-0	.000	0	0	0	2.3	0	1	0	0	0	0	2.0
at Hawaii	11/17/2024		04:01	0-1	.000	0-0	.000	0-0	.000	0	1	1	2.0	0	0	0	0	1	0	1.5
UC Irvine	11/22/2024		02:30	0-0	.000	0-0	.000	0-0	.000	0	0	0	1.6	2	0	2	0	0	0	1.2
Justice Col.	11/25/2024		18:33	2-4	.500	1-1	1.000	1-2	.500	0	2	2	1.7	2	5	1	0	0	6	2.0
vs Bowling Green	11/29/2024		01:49	0-0	.000	0-0	.000	0-0	.000	0	0	0	1.4	0	0	0	1	0	0	1.7
vs Pepperdine	11/30/2024		05:09	0-0	.000	0-0	.000	0-0	.000	0	2	2	1.5	1	0	1	0	0	0	1.5
North Dakota St.	12/04/2024		10:25	0-0	.000	0-0	.000	0-0	.000	0	1	1	1.4	0	0	0	0	0	0	1.3
at North Dakota	12/07/2024		04:36	0-0	.000	0-0	.000	0-0	.000	0	0	0	1.3	2	0	0	0	0	0	1.2
at Utah Tech	12/13/2024		08:09	1-1	1.000	0-0	.000	0-0	.000	0	0	0	1.2	1	1	0	0	0	2	1.3
Lincoln (CA)	12/18/2024		20:08	2-4	.500	1-3	.333	1-2	.500	1	7	8	1.8	0	5	2	0	1	6	1.7
Utah Valley	12/21/2024		02:42	0-0	.000	0-0	.000	0-0	.000	0	0	0	1.6	0	0	0	0	0	0	1.5
at Oregon	12/29/2024		09:31	0-1	.000	0-1	.000	0-0	.000	0	0	0	1.5	0	0	0	0	0	0	1.4
at Northern Colo.	01/02/2025		08:50	0-1	.000	0-1	.000	0-0	.000	0	0	0	1.4	1	0	1	0	0	0	1.3
at Northern Ariz.	01/04/2025		09:09	0-1	.000	0-1	.000	2-2	1.000	0	0	0	1.3	0	0	0	0	0	2	1.4
at Idaho St.	01/11/2025		02:20	0-0	.000	0-0	.000	0-0	.000	0	0	0	1.2	1	0	0	0	0	0	1.3
Montana	01/16/2025	*	23:13	1-4	.250	0-0	.000	0-0	.000	0	1	1	1.2	0	4	1	0	3	2	1.3
Montana St.	01/18/2025	*	33:52	4-9	.444	1-4	.250	1-1	1.000	0	1	1	1.2	2	3	3	1	0	10	1.8
at Portland St.	01/23/2025		08:27	0-0	.000	0-0	.000	1-2	.500	0	0	0	1.2	1	1	0	0	0	1	1.8
at Sacramento St.	01/25/2025		06:35	0-1	.000	0-1	.000	0-0	.000	0	0	0	1.1	0	0	0	0	0	0	1.7
Idaho	01/30/2025		06:25	0-2	.000	0-1	.000	0-0	.000	0	1	1	1.1	3	0	0	0	0	0	1.6
Eastern Wash.	02/01/2025		11:06	0-0	.000	0-0	.000	0-0	.000	0	2	2	1.1	2	0	3	0	0	0	1.5
Northern Ariz.	02/03/2025		14:17	0-0	.000	0-0	.000	0-0	.000	0	3	3	1.2	2	3	0	0	0	0	1.5
Idaho St.	02/08/2025		22:02	2-5	.400	0-2	.000	2-2	1.000	0	4	4	1.3	2	2	0	0	0	6	1.6
at Montana St.	02/13/2025		17:29	1-1	1.000	0-0	.000	0-0	.000	0	0	0	1.3	1	0	1	0	3	2	1.7
at Montana	02/15/2025		17:10	0-4	.000	0-4	.000	0-0	.000	0	1	1	1.3	2	0	2	0	0	0	1.6
Sacramento St.	02/20/2025		15:13	1-1	1.000	0-0	.000	0-0	.000	0	0	0	1.2	2	2	0	0	1	2	1.6
Portland St.	02/22/2025		15:21	0-2	.000	0-0	.000	1-2	.500	1	1	2	1.2	1	0	0	0	0	1	1.6
at Eastern Wash.	02/27/2025		21:48	1-3	.333	1-3	.333	0-0	.000	0	0	0	1.2	1	0	1	0	0	3	1.6
at Idaho	03/01/2025		16:27	0-3	.000	0-2	.000	0-0	.000	1	1	2	1.2	0	0	1	1	0	0	1.6
Northern Colo.	03/03/2025		03:36	0-0	.000	0-0	.000	0-0	.000	0	1	1	1.2	0	0	0	0	0	0	1.5
vs Sacramento St.	03/08/2025		02:51	0-1	.000	0-0	.000	0-0	.000	0	0	0	1.2	0	0	0	0	0	0	1.5
<b>Totals</b>		<b>2</b>	<b>374:05</b>	<b>18-54</b>	<b>.333</b>	<b>4-26</b>	<b>.154</b>	<b>9-13</b>	<b>.692</b>	<b>3</b>	<b>36</b>	<b>39</b>	<b>1.2</b>	<b>33</b>	<b>32</b>	<b>20</b>	<b>3</b>	<b>11</b>	<b>49</b>	<b>1.5</b>

### Player Averages

Games Played	Minutes/game	Points/game	FG Pct	3FG Pct	FT Pct	Rebounds/game	Assists/game	Turnovers/game	Assist/Turnover ratio	Steals/game	Blocks/game
33	11.3	1.5	33.3	15.4	69.2	1.2	1.0	0.6	1.6	0.3	0.1



# VASILIJE VUCINIC

6-11 • 250 • Sr. • C • Bijelo Polje, Montenegro

## 2024-25 Season Highs/Totals

Points..... 19, at No. Arizona (01/04)  
 Rebounds ..... 13, at Utah Tech (12/13)  
 Assists ..... 2, five times  
 Steals..... 2, two times  
 Blocks ..... 2, two times  
 3-point FG's .....  
 10+ Points ..... 9  
 10+ Rebounds ..... 2  
 Double-doubles ..... 2

## Career Highs/Totals (UP & WSU)

same  
 same  
 5, vs. North Dakota (12/03/22)  
 2, three times  
 2, three times  
 1, vs. Willamette (11/25/23)  
 23  
 2  
 2

## #13 VUCINIC, Vasilije

Opponent	Date	GS	MIN	Total		3-Pointers		Free throws		Rebounds				PF	A	TO	BLK	STL	PTS	AVG
				FG-FGA	PCT	3FG-3FGA	PCT	FT-FTA	PCT	OFF	DEF	TOT	AVG							
Northwest Indian	11/04/2024		17:05	1-3	.333	0-0	.000	0-0	.000	4	3	7	7.0	3	0	0	2	2	2	2.0
at Oregon St.	11/08/2024		16:44	0-0	.000	0-0	.000	0-1	.000	0	1	1	4.0	1	0	2	0	0	0	1.0
at Nevada	11/13/2024		25:34	3-7	.429	0-0	.000	5-8	.625	5	7	12	6.7	4	1	1	0	0	11	4.3
at Hawaii	11/17/2024		16:16	2-4	.500	0-0	.000	1-4	.250	0	2	2	5.5	5	1	3	1	0	5	4.5
UC Irvine	11/22/2024		26:13	5-9	.556	0-1	.000	2-3	.667	3	1	4	5.2	1	2	2	1	2	12	6.0
Justice Col.	11/25/2024		11:23	0-0	.000	0-0	.000	0-0	.000	2	0	2	4.7	1	0	1	1	0	0	5.0
vs Bowling Green	11/29/2024		21:41	4-5	.800	0-0	.000	1-5	.200	0	2	2	4.3	1	0	0	0	0	9	5.6
vs Pepperdine	11/30/2024		19:29	1-4	.250	0-1	.000	0-0	.000	2	2	4	4.3	4	1	1	0	0	2	5.1
North Dakota St.	12/04/2024		14:49	4-7	.571	0-0	.000	0-1	.000	2	2	4	4.2	1	0	0	0	0	8	5.4
at North Dakota	12/07/2024		24:17	6-6	1.000	0-0	.000	2-2	1.000	1	5	6	4.4	2	2	1	1	0	14	6.3
at Utah Tech	12/13/2024	*	26:04	7-8	.875	0-0	.000	0-1	.000	3	10	13	5.2	3	1	1	1	0	14	7.0
Lincoln (CA)	12/18/2024	*	14:02	3-3	1.000	0-0	.000	2-2	1.000	1	0	1	4.8	0	2	0	0	0	8	7.1
Utah Valley	12/21/2024	*	22:44	5-7	.714	0-0	.000	3-4	.750	1	3	4	4.8	2	1	2	1	0	13	7.5
at Oregon	12/29/2024	*	19:03	2-4	.500	0-0	.000	1-2	.500	3	1	4	4.7	1	2	3	0	1	5	7.4
at Northern Colo.	01/02/2025	*	19:19	3-4	.750	0-0	.000	4-6	.667	1	4	5	4.7	0	0	2	0	0	10	7.5
at Northern Ariz.	01/04/2025	*	26:36	7-11	.636	0-0	.000	5-5	1.000	4	4	8	4.9	2	0	0	0	1	19	8.3
at Idaho St.	01/11/2025	*	27:52	8-11	.727	0-0	.000	1-1	1.000	1	3	4	4.9	2	2	1	2	0	17	8.8
Montana	01/16/2025	*	35:36	3-5	.600	0-0	.000	7-8	.875	4	5	9	5.1	3	2	2	0	1	13	9.0
Montana St.	01/18/2025	*	12:29	1-1	1.000	0-0	.000	0-0	.000	1	1	2	4.9	4	0	2	0	0	2	8.6
at Portland St.	01/23/2025	*	17:28	1-3	.333	0-0	.000	1-2	.500	2	0	2	4.8	3	1	2	1	0	3	8.4
Idaho	01/30/2025		03:22	0-0	.000	0-0	.000	0-0	.000	0	1	1	4.6	1	0	1	0	0	0	8.0
Northern Ariz.	02/03/2025		14:40	0-1	.000	0-0	.000	0-1	.000	1	0	1	4.5	1	0	1	0	0	0	7.6
Idaho St.	02/08/2025		07:28	1-2	.500	0-0	.000	0-0	.000	0	2	2	4.3	2	0	2	1	0	2	7.3
at Montana St.	02/13/2025		06:09	1-1	1.000	0-0	.000	0-0	.000	0	1	1	4.2	2	0	1	0	0	2	7.1
at Montana	02/15/2025		25:18	3-4	.750	0-0	.000	0-0	.000	1	4	5	4.2	2	1	0	0	0	6	7.1
Sacramento St.	02/20/2025		13:05	2-4	.500	0-0	.000	0-0	.000	0	1	1	4.1	4	1	0	1	0	4	7.0
Portland St.	02/22/2025		09:29	0-0	.000	0-0	.000	0-0	.000	1	3	4	4.1	2	1	3	1	0	0	6.7
at Eastern Wash.	02/27/2025		06:48	1-1	1.000	0-0	.000	0-0	.000	0	0	0	4.0	0	0	0	0	0	2	6.5
at Idaho	03/01/2025		02:48	0-0	.000	0-0	.000	0-0	.000	0	0	0	3.8	0	0	0	0	0	0	6.3
Northern Colo.	03/03/2025		07:32	0-0	.000	0-0	.000	0-0	.000	0	0	0	3.7	1	0	0	1	0	0	6.1
vs Sacramento St.	03/08/2025		06:04	0-1	.000	0-0	.000	0-0	.000	0	1	1	3.6	3	1	0	0	0	0	5.9
<b>Totals</b>		<b>10</b>	<b>517:25</b>	<b>74-116</b>	<b>.638</b>	<b>0-2</b>	<b>.000</b>	<b>35-56</b>	<b>.625</b>	<b>43</b>	<b>69</b>	<b>112</b>	<b>3.6</b>	<b>61</b>	<b>22</b>	<b>34</b>	<b>15</b>	<b>7</b>	<b>183</b>	<b>5.9</b>

## CAREER STATS

SEASON	TEAM	GP-GS	MIN/AVG	Field Goals		3-Point		F-Throws		Rebounds				Scoring						
				FG-FGA	FG%	3FG-3FGA	3FG%	FT-FTA	FT%	OFF	DEF	TOT	AVG	PF-FO	A	TO	BLK	STL	PTS	AVG
2021-22	UP	28-7	229/8.2	25-49	.510	0-1	.000	17-25	.680	10	42	52	1.9	32-0	12	32	7	2	67	2.4
2022-23	UP	31-10	348/11.2	66-102	.647	0-2	.000	22-36	.611	37	51	88	2.8	37-0	18	27	13	5	154	5.0
2023-24	UP	29-10	346/11.9	49-83	.590	1-4	.250	33-53	.623	33	53	86	3.0	40-0	15	26	10	1	132	4.6
2024-25	Weber	31-10	517/16.7	74-116	.638	0-2	.000	35-56	.625	43	69	112	3.6	61-1	22	34	15	7	183	5.9
<b>TOTAL FOR Weber</b>		<b>31-10</b>	<b>517/16.7</b>	<b>74-116</b>	<b>.638</b>	<b>0-2</b>	<b>.000</b>	<b>35-56</b>	<b>.625</b>	<b>43</b>	<b>69</b>	<b>112</b>	<b>3.6</b>	<b>61-1</b>	<b>22</b>	<b>34</b>	<b>15</b>	<b>7</b>	<b>183</b>	<b>5.9</b>
<b>TOTAL</b>		<b>119-37</b>	<b>1441/12.1</b>	<b>214-350</b>	<b>.611</b>	<b>1-9</b>	<b>.111</b>	<b>107-170</b>	<b>.629</b>	<b>123</b>	<b>215</b>	<b>338</b>	<b>2.8</b>	<b>170-1</b>	<b>67</b>	<b>119</b>	<b>45</b>	<b>15</b>	<b>536</b>	<b>4.5</b>



# DECLAN CUTLER

6-10 • 220 • Fr. • F/C • Vancouver, BC, Canada

## 2024-25 Season Highs/Totals

Points..... 8, vs. NW Indian (11/04)  
 Rebounds ..... 10, vs. NW Indian (11/04)  
 Assists ..... 2, vs. E. Washington (02/01)  
 Steals..... 1, two times  
 Blocks ..... 1, at Portland State (01/23)  
 3-point FG's .....  
 10+ Rebounds ..... 1

## Career Highs/Totals

same  
 same  
 same  
 same  
 same  
 same  
 1

## #15 CUTLER, Declan

Opponent	Date	GS	MIN	Total		3-Pointers		Free throws		Rebounds				PF	A	TO	BLK	STL	PTS	AVG	
				FG-FGA	PCT	3FG-3FGA	PCT	FT-FTA	PCT	OFF	DEF	TOT	AVG								
Northwest Indian	11/04/2024		17:06	3-4	.750	0-0	.000	2-3	.667	2	8	10	10.0	1	0	1	0	0	8	8.0	
at Oregon St.	11/08/2024		09:31	0-1	.000	0-0	.000	0-0	.000	1	2	3	6.5	1	1	0	0	0	0	4.0	
at Nevada	11/13/2024		11:10	0-1	.000	0-0	.000	0-0	.000	0	0	0	4.3	1	0	0	0	0	0	2.7	
UC Irvine	11/22/2024		01:20	0-0	.000	0-0	.000	0-0	.000	0	0	0	3.3	0	0	0	0	0	0	2.0	
Justice Col.	11/25/2024		10:25	2-3	.667	0-0	.000	1-4	.250	3	3	6	3.8	3	1	0	0	0	5	2.6	
vs Bowling Green	11/29/2024		02:49	0-0	.000	0-0	.000	0-0	.000	0	0	0	3.2	0	0	0	0	0	0	2.2	
vs Pepperdine	11/30/2024		04:11	0-0	.000	0-0	.000	0-0	.000	0	0	0	2.7	1	0	0	0	0	0	1.9	
at North Dakota	12/07/2024		11:25	1-2	.500	0-0	.000	0-0	.000	1	2	3	2.8	1	1	0	0	0	2	1.9	
at Utah Tech	12/13/2024		03:17	0-0	.000	0-0	.000	0-0	.000	0	0	0	2.4	0	0	1	0	0	0	1.7	
Lincoln (CA)	12/18/2024		17:59	2-5	.400	0-0	.000	2-2	1.000	3	6	9	3.1	0	1	1	0	0	6	2.1	
at Oregon	12/29/2024		04:58	0-0	.000	0-0	.000	0-2	.000	0	1	1	2.9	0	0	1	0	0	0	1.9	
at Northern Colo.	01/02/2025		01:25	0-0	.000	0-0	.000	0-0	.000	0	0	0	2.7	0	0	0	0	0	0	1.8	
at Northern Ariz.	01/04/2025		11:22	2-4	.500	0-0	.000	1-2	.500	3	0	3	2.7	2	0	1	0	0	5	2.0	
Montana	01/16/2025		00:14	0-0	.000	0-0	.000	0-0	.000	0	0	0	2.5	0	0	0	0	0	0	1.9	
Montana St.	01/18/2025		06:26	1-1	1.000	0-0	.000	0-0	.000	1	1	2	2.5	0	1	1	0	0	2	1.9	
at Portland St.	01/23/2025		02:00	0-0	.000	0-0	.000	0-0	.000	0	0	0	2.3	0	0	1	1	0	0	1.8	
at Sacramento St.	01/25/2025		16:23	0-1	.000	0-0	.000	0-0	.000	2	2	4	2.4	2	0	1	0	1	0	1.6	
Idaho	01/30/2025		16:20	2-4	.500	0-0	.000	1-2	.500	2	1	3	2.4	1	0	0	0	1	5	1.8	
Eastern Wash.	02/01/2025		19:30	1-1	1.000	0-0	.000	0-2	.000	2	0	2	2.4	1	2	0	1	0	2	1.8	
Northern Ariz.	02/03/2025	*	10:20	1-1	1.000	0-0	.000	0-0	.000	0	0	0	2.3	1	1	1	0	0	2	1.9	
Idaho St.	02/08/2025	*	19:50	2-5	.400	0-0	.000	0-0	.000	2	1	3	2.3	3	0	2	0	0	4	2.0	
at Montana St.	02/13/2025	*	13:28	2-2	1.000	0-0	.000	0-0	.000	0	2	2	2.3	4	0	0	0	0	4	2.0	
at Montana	02/15/2025	*	06:31	0-0	.000	0-0	.000	0-0	.000	0	0	0	2.2	0	0	0	0	0	0	2.0	
Sacramento St.	02/20/2025	*	09:15	0-1	.000	0-0	.000	0-0	.000	1	3	4	2.3	3	0	0	0	0	0	1.9	
Portland St.	02/22/2025	*	07:00	0-0	.000	0-0	.000	0-0	.000	0	1	1	2.2	0	0	1	1	0	0	1.8	
at Eastern Wash.	02/27/2025	*	08:53	1-1	1.000	0-0	.000	0-0	.000	0	2	2	2.2	0	0	1	1	0	2	1.8	
at Idaho	03/01/2025	*	12:25	1-1	1.000	0-0	.000	0-0	.000	0	0	0	2.1	0	0	1	0	1	2	1.8	
Northern Colo.	03/03/2025	*	07:32	0-1	.000	0-0	.000	0-0	.000	0	1	1	2.1	1	0	1	0	0	0	1.8	
vs Sacramento St.	03/08/2025		17:31	1-1	1.000	0-0	.000	1-2	.500	1	3	4	2.2	2	0	0	1	1	3	1.8	
<b>Totals</b>			<b>9</b>	<b>280:36</b>	<b>22-40</b>	<b>.550</b>	<b>0-0</b>	<b>.000</b>	<b>8-19</b>	<b>.421</b>	<b>24</b>	<b>39</b>	<b>63</b>	<b>2.2</b>	<b>28</b>	<b>8</b>	<b>15</b>	<b>5</b>	<b>4</b>	<b>52</b>	<b>1.8</b>

## Player Averages

Games Played	Minutes/game	Points/game	FG Pct	3FG Pct	FT Pct	Rebounds/game	Assists/game	Turnovers/game	Assist/Turnover ratio	Steals/game	Blocks/game
29	9.7	1.8	55.0	0.0	42.1	2.2	0.3	0.5	0.5	0.1	0.2



# ALEX TEW

**6-11 • 250 • Senior • Center • Cheshire, England**

## 2024-25 Season Highs/Totals

Points..... 16, at E. Washington (02/27)  
 Rebounds ..... 7, vs. Justice College (11/25)  
 Assists ..... 3, two times  
 Steals..... 4, vs. Portland State (01/22)  
 Blocks ..... 4, vs. NW Indian (11/04)  
 10+ Points ..... 5  
 10+ Rebounds .....

## Career Highs/Totals

16, two times  
 10, vs. South Dakota St. (01/03)  
 4, at California Baptist (12/07/22)  
 5, vs. Sacramento St. (02/10)  
 4, three times  
 19  
 1

### #20 TEW, Alex

Opponent	Date	GS	MIN	Total		3-Pointers		Free throws		Rebounds				Other							
				FG-FGA	PCT	3FG-3FGA	PCT	FT-FTA	PCT	OFF	DEF	TOT	AVG	PF	A	TO	BLK	STL	PTS	AVG	
Northwest Indian	11/04/2024	*	15:25	3-5	.600	0-0	.000	1-1	1.000	1	1	2	2.0	0	1	0	4	2	7	7.0	
at Oregon St.	11/08/2024	*	13:45	2-3	.667	0-0	.000	0-2	.000	0	0	0	1.0	2	0	1	2	2	4	5.5	
at Nevada	11/13/2024	*	17:08	1-1	1.000	0-0	.000	1-2	.500	2	1	3	1.7	4	0	3	0	0	3	4.7	
at Hawaii	11/17/2024	*	25:27	2-4	.500	0-0	.000	2-3	.667	2	3	5	2.5	5	0	2	3	0	6	5.0	
UC Irvine	11/22/2024	*	11:30	1-3	.333	0-0	.000	0-0	.000	1	3	4	2.8	5	1	0	0	0	2	4.4	
Justice Col.	11/25/2024	*	18:12	1-4	.250	0-0	.000	2-2	1.000	0	7	7	3.5	1	1	0	2	0	4	4.3	
vs Bowling Green	11/29/2024	*	14:48	1-3	.333	0-0	.000	2-3	.667	1	1	2	3.3	2	0	1	2	0	4	4.3	
vs Pepperdine	11/30/2024	*	14:43	1-3	.333	0-0	.000	0-0	.000	3	2	5	3.5	4	0	2	0	2	2	4.0	
North Dakota St.	12/04/2024	*	23:00	5-8	.625	0-0	.000	2-4	.500	4	1	5	3.7	1	0	1	0	0	12	4.9	
at North Dakota	12/07/2024	*	15:41	0-3	.000	0-0	.000	0-0	.000	1	1	2	3.5	5	0	3	0	1	0	4.4	
at Utah Tech	12/13/2024		10:39	0-1	.000	0-0	.000	0-0	.000	1	0	1	3.3	3	1	0	0	1	0	4.0	
Lincoln (CA)	12/18/2024		11:21	5-6	.833	0-1	.000	0-0	.000	0	5	5	3.4	2	1	1	0	0	10	4.5	
Utah Valley	12/21/2024		11:58	0-1	.000	0-0	.000	0-0	.000	2	1	3	3.4	5	2	1	1	0	0	4.2	
at Oregon	12/29/2024		15:38	0-2	.000	0-0	.000	1-2	.500	0	2	2	3.3	1	3	0	0	2	1	3.9	
at Northern Colo.	01/02/2025		16:29	0-1	.000	0-0	.000	1-2	.500	1	1	2	3.2	2	1	0	0	0	1	3.7	
at Northern Ariz.	01/04/2025	*	05:41	0-0	.000	0-0	.000	0-0	.000	0	0	0	3.0	1	1	0	0	0	0	3.5	
at Idaho St.	01/11/2025	*	25:00	4-4	1.000	0-0	.000	1-4	.250	2	2	4	3.1	2	0	2	0	2	9	3.8	
Montana	01/16/2025	*	11:07	1-2	.500	0-0	.000	0-0	.000	1	2	3	3.1	4	0	1	0	0	2	3.7	
Montana St.	01/18/2025	*	16:02	1-1	1.000	0-0	.000	3-4	.750	2	1	3	3.1	3	1	2	0	0	5	3.8	
at Portland St.	01/23/2025	*	20:45	2-3	.667	0-0	.000	1-2	.500	0	2	2	3.0	4	1	1	0	1	5	3.9	
at Sacramento St.	01/25/2025	*	20:44	4-4	1.000	0-0	.000	3-4	.750	2	2	4	3.0	3	2	1	0	0	11	4.2	
Idaho	01/30/2025	*	19:41	4-5	.800	0-0	.000	0-2	.000	2	0	2	3.0	4	0	2	0	1	8	4.4	
Eastern Wash.	02/01/2025	*	19:45	1-5	.200	0-0	.000	0-1	.000	1	2	3	3.0	2	0	1	0	2	2	4.3	
Northern Ariz.	02/03/2025		14:60	3-4	.750	0-0	.000	0-0	.000	1	3	4	3.0	3	1	0	1	2	6	4.3	
Idaho St.	02/08/2025		21:48	3-4	.750	0-0	.000	0-0	.000	1	1	2	3.0	1	1	5	1	2	6	4.4	
at Montana St.	02/13/2025		25:56	2-4	.500	0-0	.000	0-0	.000	0	7	7	3.2	3	3	2	1	1	4	4.4	
at Montana	02/15/2025		15:19	0-1	.000	0-0	.000	2-2	1.000	2	2	4	3.2	2	0	3	0	1	2	4.3	
Sacramento St.	02/20/2025		16:60	2-2	1.000	0-0	.000	2-4	.500	0	3	3	3.2	5	1	1	2	0	6	4.4	
Portland St.	02/22/2025		22:32	2-3	.667	0-0	.000	1-1	1.000	2	0	2	3.1	4	0	1	2	4	5	4.4	
at Eastern Wash.	02/27/2025		24:19	5-6	.833	0-0	.000	6-6	1.000	2	2	4	3.2	1	2	1	1	3	16	4.8	
at Idaho	03/01/2025		29:45	5-8	.625	0-0	.000	1-3	.333	4	3	7	3.3	3	2	0	2	1	11	5.0	
Northern Colo.	03/03/2025		24:09	1-2	.500	0-0	.000	0-0	.000	2	4	6	3.4	1	0	2	0	2	2	4.9	
vs Sacramento St.	03/08/2025	*	16:25	1-2	.500	0-0	.000	1-2	.500	0	2	2	3.3	3	1	0	1	0	3	4.8	
<b>Totals</b>			<b>19</b>	<b>586:42</b>	<b>63-108</b>	<b>.583</b>	<b>0-1</b>	<b>.000</b>	<b>33-56</b>	<b>.589</b>	<b>43</b>	<b>67</b>	<b>110</b>	<b>3.3</b>	<b>91</b>	<b>27</b>	<b>40</b>	<b>25</b>	<b>32</b>	<b>159</b>	<b>4.8</b>

## CAREER STATS

SEASON	TEAM	GP-GS	MIN/AVG	Field Goals		3-Point		F-Throws		Rebounds				Scoring						
				FG-FGA	FG%	3FG-3FGA	3FG%	FT-FTA	FT%	OFF	DEF	TOT	AVG	PF-FO	A	TO	BLK	STL	PTS	AVG
2021-22	Weber	31-3	302/9.7	30-70	.429	0-0	.000	12-30	.400	28	34	62	2.0	52-1	7	20	14	9	72	2.3
2022-23	Weber	31-30	631/20.4	86-155	.555	0-0	.000	33-68	.485	45	70	115	3.7	91-3	23	35	17	24	205	6.6
2023-24	Weber	31-31	710/22.9	91-157	.580	0-0	.000	37-67	.552	50	81	131	4.2	96-3	23	41	27	27	219	7.1
2024-25	Weber	33-19	587/17.8	63-108	.583	0-1	.000	33-56	.589	43	67	110	3.3	91-5	27	40	25	32	159	4.8
<b>TOTAL</b>		<b>126-83</b>	<b>2230/17.7</b>	<b>270-490</b>	<b>.551</b>	<b>0-1</b>	<b>.000</b>	<b>115-221</b>	<b>.520</b>	<b>166</b>	<b>252</b>	<b>418</b>	<b>3.3</b>	<b>330-12</b>	<b>80</b>	<b>136</b>	<b>83</b>	<b>92</b>	<b>655</b>	<b>5.2</b>



# NEMANJA SARENAC

**6-5 • 210 • RFr. • G • Belgrade, Serbia**

## 2024-25 Season Highs/Totals

Points..... 17, vs. Lincoln (12/18)  
 Rebounds ..... 3, three times  
 Assists ..... 2, two times  
 Steals.....  
 Blocks.....  
 3-point FG's ..... 5, vs. Lincoln (12/18)  
 10+ points..... 2

## Career Highs/Totals

same  
 same  
 same  
 same  
 same  
 same  
 2

## #23 SARENAC, Nemanja

Opponent	Date	GS	MIN	Total		3-Pointers		Free throws		Rebounds				PF	A	TO	BLK	STL	PTS	AVG
				FG-FGA	PCT	3FG-3FGA	PCT	FT-FTA	PCT	OFF	DEF	TOT	AVG							
Northwest Indian	11/04/2024		15:01	3-7	.429	2-6	.333	1-3	.333	0	3	3	3.0	2	2	0	0	0	9	9.0
at Oregon St.	11/08/2024		02:34	0-1	.000	0-1	.000	0-0	.000	0	0	0	1.5	0	0	1	0	0	0	4.5
at Nevada	11/13/2024		01:37	0-0	.000	0-0	.000	0-0	.000	0	1	1	1.3	0	0	0	0	0	0	3.0
Justice Col.	11/25/2024		14:56	2-8	.250	1-7	.143	0-0	.000	0	3	3	1.8	0	1	0	0	0	5	3.5
vs Pepperdine	11/30/2024		00:11	0-0	.000	0-0	.000	0-0	.000	0	0	0	1.4	0	0	0	0	0	0	2.8
Lincoln (CA)	12/18/2024		23:04	6-8	.750	5-7	.714	0-0	.000	1	2	3	1.7	2	2	0	0	0	17	5.2
at Oregon	12/29/2024		02:19	0-0	.000	0-0	.000	0-0	.000	0	0	0	1.4	0	0	0	0	0	0	4.4
at Northern Colo.	01/02/2025		00:52	0-1	.000	0-1	.000	0-0	.000	0	0	0	1.3	0	0	0	0	0	0	3.9
at Sacramento St.	01/25/2025		05:55	1-1	1.000	1-1	1.000	2-2	1.000	0	0	0	1.1	2	1	1	0	0	5	4.0
Idaho	01/30/2025		05:53	2-4	.500	2-4	.500	0-0	.000	0	0	0	1.0	0	0	0	0	0	6	4.2
Eastern Wash.	02/01/2025		10:11	0-3	.000	0-2	.000	0-0	.000	0	1	1	1.0	0	0	0	0	0	0	3.8
Idaho St.	02/08/2025		04:25	0-0	.000	0-0	.000	0-1	.000	0	0	0	0.9	0	0	1	0	1	0	3.5
at Montana	02/15/2025		00:48	0-0	.000	0-0	.000	0-0	.000	0	0	0	0.8	0	0	0	0	0	0	3.2
Sacramento St.	02/20/2025		11:59	3-4	.750	3-4	.750	0-0	.000	0	0	0	0.8	1	0	1	0	0	9	3.6
Portland St.	02/22/2025		05:36	0-1	.000	0-1	.000	0-2	.000	1	0	1	0.8	1	0	0	0	0	0	3.4
at Eastern Wash.	02/27/2025		25:45	3-7	.429	3-6	.500	2-2	1.000	0	1	1	0.8	2	0	0	0	1	11	3.9
at Idaho	03/01/2025		23:34	2-8	.250	1-7	.143	0-0	.000	0	4	4	1.0	2	2	1	0	0	5	3.9
Northern Colo.	03/03/2025		12:20	1-3	.333	1-2	.500	1-2	.500	0	1	1	1.0	0	0	1	0	0	4	3.9
vs Sacramento St.	03/08/2025		18:37	2-4	.500	2-4	.500	0-0	.000	0	0	0	0.9	3	0	0	0	0	6	4.1
<b>Totals</b>		<b>0</b>	<b>185:37</b>	<b>25-60</b>	<b>.417</b>	<b>21-53</b>	<b>.396</b>	<b>6-12</b>	<b>.500</b>	<b>2</b>	<b>16</b>	<b>18</b>	<b>0.9</b>	<b>15</b>	<b>8</b>	<b>6</b>	<b>0</b>	<b>2</b>	<b>77</b>	<b>4.1</b>

## Player Averages

Games Played	Minutes/ game	Points/ game	FG Pct	3FG Pct	FT Pct	Rebounds/ game	Assists/ game	Turnovers/ game	Assist/Turnover ratio	Steals/ game	Blocks/ game
19	9.8	4.1	41.7	39.6	50.0	0.9	0.4	0.3	1.3	0.1	0.0

# WEBER STATE TEAM GAME-BY-GAME STATS

Opponent	Date	Score	W	Total		3-Pointers		Free throws		Rebounds				PF	A	TO	BLK	STL	PTS	AVG
				FG-FGA	PCT	3FG-3FGA	PCT	FT-FTA	PCT	OFF	DEF	TOT	AVG							
Northwest Indian	11/04/2024	118-35	W	46-78	.590	19-36	.528	7-12	.583	11	48	59	59.0	14	28	7	7	9	118	118.0
at Oregon St.	11/08/2024	48-76	L	17-51	.333	7-25	.280	7-11	.636	8	20	28	43.5	13	7	15	3	7	48	83.0
at Nevada	11/13/2024	58-88	L	15-54	.278	3-20	.150	25-34	.735	16	21	37	41.3	23	7	11	0	0	58	74.7
at Hawaii	11/17/2024	68-73	Lot	26-60	.433	4-18	.222	12-20	.600	9	26	35	39.8	29	7	10	7	11	68	73.0
UC Irvine	11/22/2024	87-93	L	31-63	.492	13-25	.520	12-20	.600	9	22	31	38.0	22	14	12	3	10	87	75.8
Justice Col.	11/25/2024	93-45	W	28-62	.452	13-32	.406	24-34	.706	18	31	49	39.8	19	17	9	5	7	93	78.7
vs Bowling Green	11/29/2024	73-70	W	26-55	.473	7-25	.280	14-21	.667	10	25	35	39.1	18	11	14	4	9	73	77.9
vs Pepperdine	11/30/2024	68-53	W	22-58	.379	7-24	.292	17-19	.895	10	33	43	39.6	21	8	13	1	10	68	76.6
North Dakota St.	12/04/2024	73-77	L	27-61	.443	9-25	.360	10-14	.714	10	25	35	39.1	13	12	3	2	3	73	76.2
at North Dakota	12/07/2024	75-80	L	28-53	.528	7-20	.350	12-14	.857	5	23	28	38.0	24	9	11	1	7	75	76.1
at Utah Tech	12/13/2024	73-71	W	27-53	.509	6-19	.316	13-19	.684	12	20	32	37.5	18	13	11	2	5	73	75.8
Lincoln (CA)	12/18/2024	128-58	W	47-76	.618	17-32	.531	17-21	.810	11	51	62	39.5	9	26	9	2	6	128	80.2
Utah Valley	12/21/2024	62-64	L	24-53	.453	5-20	.250	9-15	.600	11	20	31	38.8	19	9	10	3	7	62	78.8
at Oregon	12/29/2024	49-89	L	17-51	.333	3-22	.136	12-21	.571	9	19	28	38.1	15	10	18	1	7	49	76.6
at Northern Colo.	01/02/2025	72-89	L	25-54	.463	9-21	.429	13-19	.684	6	19	25	37.2	16	9	13	3	7	72	76.3
at Northern Ariz.	01/04/2025	77-80	L	26-58	.448	7-24	.292	18-20	.900	11	23	34	37.0	19	9	9	1	4	77	76.4
at Idaho St.	01/11/2025	77-69	W	30-51	.588	7-16	.438	10-20	.500	10	19	29	36.5	22	12	17	2	9	77	76.4
Montana	01/16/2025	59-63	L	22-51	.431	7-18	.389	8-12	.667	7	23	30	36.2	14	12	11	2	5	59	75.4
Montana St.	01/18/2025	71-80	L	22-49	.449	7-22	.318	20-24	.833	7	24	31	35.9	21	15	13	2	1	71	75.2
at Portland St.	01/23/2025	56-74	L	19-54	.352	5-19	.263	13-18	.722	10	20	30	35.6	15	11	12	2	7	56	74.3
at Sacramento St.	01/25/2025	87-81	W	27-49	.551	11-22	.500	22-31	.710	8	25	33	35.5	15	15	11	0	6	87	74.9
Idaho	01/30/2025	74-82	L	26-53	.491	7-19	.368	15-24	.625	8	21	29	35.2	23	10	10	2	8	74	74.8
Eastern Wash.	02/01/2025	49-72	L	15-55	.273	6-18	.333	13-22	.591	7	27	34	35.1	23	8	14	1	4	49	73.7
Northern Ariz.	02/03/2025	77-73	W	27-57	.474	7-20	.350	16-25	.640	5	33	38	35.3	16	9	9	3	5	77	73.8
Idaho St.	02/08/2025	67-72	L	27-51	.529	7-12	.583	6-11	.545	4	23	27	34.9	17	10	15	2	5	67	73.6
at Montana St.	02/13/2025	66-74	L	23-56	.411	4-19	.211	16-21	.762	3	29	32	34.8	19	11	7	1	6	66	73.3
at Montana	02/15/2025	58-65	L	23-47	.489	5-14	.357	7-8	.875	3	22	25	34.4	12	5	14	1	2	58	72.7
Sacramento St.	02/20/2025	77-80	L	31-59	.525	9-22	.409	6-11	.545	7	18	25	34.1	19	16	7	4	7	77	72.9
Portland St.	02/22/2025	60-58	W	23-56	.411	3-16	.188	11-17	.647	10	25	35	34.1	15	7	12	4	7	60	72.4
at Eastern Wash.	02/27/2025	66-64	W	22-51	.431	6-20	.300	16-19	.842	7	16	23	33.8	19	14	10	2	11	66	72.2
at Idaho	03/01/2025	79-81	Lot	30-71	.423	5-27	.185	14-18	.778	13	29	42	34.0	15	15	5	4	6	79	72.4
Northern Colo.	03/03/2025	63-68	L	22-51	.431	6-19	.316	13-16	.813	5	28	33	34.0	14	8	14	2	10	63	72.1
vs Sacramento St.	03/08/2025	83-70	W	30-53	.566	12-24	.500	11-15	.733	3	24	27	33.8	19	11	5	2	4	83	72.5
<b>Total</b>		<b>2391</b>		<b>851-1854</b>	<b>.459</b>	<b>250-715</b>	<b>.350</b>	<b>439-626</b>	<b>.701</b>	<b>283</b>	<b>832</b>	<b>1115</b>	<b>33.8</b>	<b>590</b>	<b>385</b>	<b>361</b>	<b>81</b>	<b>212</b>	<b>2391</b>	<b>72.5</b>
Opponents		2367		805-1857	.433	275-783	.351	482-668	.722	324	812	1136	34.4	560	442	366	105	192	2367	71.7

## Weber St. Averages

Games Played	Points/game	FG Pct	3FG Pct	FT Pct	Rebounds/game	Assists/game	Turnovers/game	Assist/Turnover ratio	Steals/game	Blocks/game
33	72.5	45.9	35.0	70.1	33.8	11.7	10.9	1.1	6.4	2.5

# OPPONENT GAME-BY-GAME STATS

Opponent	Date	Score		Total		3-Pointers		Free throws		Rebounds				PF	A	TO	BLK	STL	PTS	AVG
				FG-FGA	PCT	3FG-3FGA	PCT	FT-FTA	PCT	OFF	DEF	TOT	AVG							
Northwest Indian	11/04/2024	118-35	W	13-69	.188	3-21	.143	6-14	.429	13	25	38	38.0	15	9	16	0	3	35	35.0
at Oregon St.	11/08/2024	48-76	L	28-59	.475	9-24	.375	11-11	1.000	10	27	37	37.5	15	19	11	6	7	76	55.5
at Nevada	11/13/2024	58-88	L	29-51	.569	12-21	.571	18-28	.643	6	25	31	35.3	24	24	5	5	7	88	66.3
at Hawaii	11/17/2024	68-73	Lot	22-51	.431	3-15	.200	26-40	.650	12	25	37	35.8	18	14	13	5	5	73	68.0
UC Irvine	11/22/2024	87-93	L	31-61	.508	9-16	.563	22-27	.815	12	29	41	36.8	20	20	14	4	9	93	73.0
Justice Col.	11/25/2024	93-45	W	15-46	.326	2-11	.182	13-25	.520	5	23	28	35.3	25	8	17	3	4	45	68.3
vs Bowling Green	11/29/2024	73-70	W	23-59	.390	6-21	.286	18-21	.857	13	23	36	35.4	18	7	14	0	4	70	68.6
vs Pepperdine	11/30/2024	68-53	W	17-52	.327	4-14	.286	15-24	.625	9	28	37	35.6	16	10	14	5	7	53	66.6
North Dakota St.	12/04/2024	73-77	L	25-57	.439	15-34	.441	12-16	.750	10	27	37	35.8	13	12	8	1	1	77	67.8
at North Dakota	12/07/2024	75-80	L	28-64	.438	4-19	.211	20-29	.690	19	21	40	36.2	15	10	8	0	4	80	69.0
at Utah Tech	12/13/2024	73-71	W	24-49	.490	8-19	.421	15-24	.625	9	18	27	35.4	17	15	10	5	5	71	69.2
Lincoln (CA)	12/18/2024	128-58	W	23-77	.299	7-36	.194	5-5	1.000	3	22	25	34.5	16	10	10	1	8	58	68.3
Utah Valley	12/21/2024	62-64	L	23-49	.469	6-17	.353	12-22	.545	13	22	35	34.5	14	13	12	6	5	64	67.9
at Oregon	12/29/2024	49-89	L	33-60	.550	9-22	.409	14-17	.824	9	31	40	34.9	16	14	11	1	8	89	69.4
at Northern Colo.	01/02/2025	72-89	L	30-51	.588	12-24	.500	17-21	.810	6	24	30	34.6	16	23	14	3	9	89	70.7
at Northern Ariz.	01/04/2025	77-80	L	29-57	.509	8-18	.444	14-18	.778	7	22	29	34.3	19	12	7	1	4	80	71.3
at Idaho St.	01/11/2025	77-69	W	22-55	.400	6-27	.222	19-27	.704	18	14	32	34.1	18	10	14	4	9	69	71.2
Montana	01/16/2025	59-63	L	21-52	.404	5-16	.313	16-22	.727	11	23	34	34.1	14	8	8	2	7	63	70.7
Montana St.	01/18/2025	71-80	L	26-54	.481	10-22	.455	18-24	.750	7	24	31	33.9	21	12	10	0	6	80	71.2
at Portland St.	01/23/2025	56-74	L	31-63	.492	5-14	.357	7-12	.583	16	27	43	34.4	18	18	12	8	9	74	71.4
at Sacramento St.	01/25/2025	87-81	W	29-63	.460	14-36	.389	9-11	.818	11	21	32	34.3	22	15	10	4	3	81	71.8
Idaho	01/30/2025	74-82	L	22-50	.440	13-36	.361	25-29	.862	10	23	33	34.2	18	13	12	2	5	82	72.3
Eastern Wash.	02/01/2025	49-72	L	21-56	.375	8-28	.286	22-24	.917	8	36	44	34.7	18	10	13	7	6	72	72.3
Northern Ariz.	02/03/2025	77-73	W	26-68	.382	12-34	.353	9-16	.563	12	30	42	35.0	19	15	8	1	8	73	72.3
Idaho St.	02/08/2025	67-72	L	26-60	.433	5-22	.227	15-18	.833	13	22	35	35.0	12	9	9	2	9	72	72.3
at Montana St.	02/13/2025	66-74	L	23-52	.442	9-27	.333	19-27	.704	5	31	36	35.0	14	13	8	4	6	74	72.3
at Montana	02/15/2025	58-65	L	26-52	.500	8-22	.364	5-7	.714	5	20	25	34.6	16	17	9	1	6	65	72.1
Sacramento St.	02/20/2025	77-80	L	29-53	.547	15-29	.517	7-15	.467	9	23	32	34.5	15	21	11	7	6	80	72.4
Portland St.	02/22/2025	60-58	W	23-55	.418	6-24	.250	6-14	.429	10	24	34	34.5	17	10	10	2	5	58	71.9
at Eastern Wash.	02/27/2025	66-64	W	17-40	.425	8-24	.333	22-25	.880	7	23	30	34.4	16	14	17	3	7	64	71.6
at Idaho	03/01/2025	79-81	Lot	26-63	.413	15-38	.395	14-18	.778	10	31	41	34.6	15	15	9	6	4	81	71.9
Northern Colo.	03/03/2025	63-68	L	21-58	.362	12-31	.387	14-18	.778	11	27	38	34.7	15	12	13	3	5	68	71.8
vs Sacramento St.	03/08/2025	83-70	W	23-51	.451	7-21	.333	17-19	.895	5	21	26	34.4	15	10	9	3	1	70	71.7
<b>Total</b>		<b>2367</b>		<b>805-1857</b>	<b>.433</b>	<b>275-783</b>	<b>.351</b>	<b>482-668</b>	<b>.722</b>	<b>324</b>	<b>812</b>	<b>1136</b>	<b>34.4</b>	<b>560</b>	<b>442</b>	<b>366</b>	<b>105</b>	<b>192</b>	<b>2367</b>	<b>71.7</b>
Weber St.		2391		851-1854	.459	250-715	.350	439-626	.701	283	832	1115	33.8	590	385	361	81	212	2391	72.5

## Opponents Averages

Games Played	Points/game	FG Pct	3FG Pct	FT Pct	Rebounds/game	Assists/game	Turnovers/game	Assist/Turnover ratio	Steals/game	Blocks/game
33	71.7	43.3	35.1	72.2	34.4	13.4	11.1	1.2	5.8	3.2

# 2025 BIG SKY CONFERENCE GAMES STATS AND RESULTS

## Game Records

Record	Overall	Home	Away	Neutral
ALL GAMES	5-13	2-7	3-6	0-0
CONFERENCE	5-13	2-7	3-6	0-0
NON-CONFERENCE	0-0	0-0	0-0	0-0

## Score by Periods

Team	1st	2nd	OT	TOT
Weber St.	558	670	7	1235
Opponents	592	724	9	1325

## Team Box Score

No.	Player				Total		3-Point		F-Throw		Rebounds											
		GP-GS	MIN	AVG	FG-FGA	FG%	3FG-3FGA	3FG%	FT-FTA	FT%	OFF	DEF	TOT	AVG	PF	DQ	A	TO	BLK	STL	PTS	AVG
0	THREATT, Blaise	16-16	610:13	38.1	136-258	.527	11-34	.324	78-112	.696	14	85	99	6.2	39	1	80	39	1	23	361	22.6
4	KOEHLER, Dyson	10-9	340:02	34.0	33-92	.359	20-55	.364	23-34	.676	8	36	44	4.4	21	0	9	12	6	15	109	10.9
6	HENNIG, Trevor	18-9	465:24	25.9	62-137	.453	19-54	.352	41-53	.774	1	41	42	2.3	28	1	21	19	3	15	184	10.2
3	TOMLEY, Miguel	6-6	172:60	28.8	19-64	.297	7-31	.226	11-12	.917	2	18	20	3.3	10	0	10	19	1	2	56	9.3
8	VARTIAINEN, Viljami	18-13	487:49	27.1	53-133	.398	40-93	.430	22-29	.759	6	41	47	2.6	45	1	18	15	1	10	168	9.3
20	TEW, Alex	18-8	351:02	19.5	40-59	.678	0-0	.000	21-35	.600	25	37	62	3.4	48	1	16	25	10	22	101	5.6
13	VUCINIC, Vasilije	16-6	235:58	14.7	31-48	.646	0-0	.000	18-23	.783	16	29	45	2.8	29	0	8	17	7	2	80	5.0
5	BURRIS, Nigel	17-12	398:17	23.4	31-87	.356	8-33	.242	9-14	.643	21	63	84	4.9	46	2	12	17	2	9	79	4.6
23	SARENAC, Nemanja	11-0	107:18	9.8	12-32	.375	11-28	.393	5-9	.556	1	7	8	0.7	8	0	3	5	0	2	40	3.6
15	CUTLER, Declan	17-9	168:53	9.9	13-23	.565	0-0	.000	2-6	.333	13	14	27	1.6	18	0	4	11	4	3	28	1.6
11	MOORE, Saadiq	18-2	253:19	14.1	10-37	.270	2-19	.105	7-9	.778	2	16	18	1.0	21	0	15	13	2	7	29	1.6
10	SARENAC, Marko	9-0	33:46	3.8	0-3	.000	0-1	.000	0-0	.000	1	6	7	0.8	1	0	0	2	1	0	0	0.0
Team												21	31	52								
<b>Total</b>		<b>18</b>	<b>3625</b>		<b>440-973</b>	<b>.452</b>	<b>118-348</b>	<b>.339</b>	<b>237-336</b>	<b>.705</b>	<b>131</b>	<b>424</b>	<b>555</b>	<b>30.8</b>	<b>314</b>	<b>6</b>	<b>196</b>	<b>203</b>	<b>38</b>	<b>110</b>	<b>1235</b>	<b>68.6</b>
<b>Opponents</b>		<b>18</b>	<b>3629</b>		<b>448-1002</b>	<b>.447</b>	<b>171-472</b>	<b>.362</b>	<b>258-346</b>	<b>.746</b>	<b>176</b>	<b>445</b>	<b>621</b>	<b>34.5</b>	<b>303</b>	<b>6</b>	<b>247</b>	<b>194</b>	<b>60</b>	<b>114</b>	<b>1325</b>	<b>73.6</b>

## Team Statistics

	WEBER	OPP
<b>Scoring</b>	<b>1235</b>	<b>1325</b>
Points per game	68.6	73.6
Scoring margin	-5.0	-
<b>Field goals-att</b>	<b>440-973</b>	<b>448-1002</b>
Field goal pct	.452	.447
<b>3 point fg-att</b>	<b>118-348</b>	<b>171-472</b>
3-point FG pct	.339	.362
3-pt FG made per game	6.6	9.5
<b>Free throws-att</b>	<b>237-336</b>	<b>258-346</b>
Free throw pct	.705	.746
F-Throws made per game	13.2	14.3
<b>Rebounds</b>	<b>555</b>	<b>621</b>
Rebounds per game	30.8	34.5
Rebounding margin	-3.7	-
<b>Assists</b>	<b>196</b>	<b>247</b>
Assists per game	10.9	13.7
<b>Turnovers</b>	<b>203</b>	<b>194</b>
Turnovers per game	11.3	10.8
Turnover margin	-0.5	-
Assist/turnover ratio	1.0	1.3
<b>Steals</b>	<b>110</b>	<b>114</b>
Steals per game	6.1	6.3
<b>Blocks</b>	<b>38</b>	<b>60</b>
Blocks per game	2.1	3.3
<b>Winning streak</b>	<b>0</b>	<b>-</b>
Home win streak	0	-
<b>Attendance</b>	<b>25664</b>	<b>15308</b>
Home games-Avg/Game	9-2852	9-1701
Neutral site-Avg/Game	-	0-0

## Team Results

Date	Opponent		Score	Att.
01/02/2025	at Northern Colo.	L	72-89	1006
01/04/2025	at Northern Ariz.	L	77-80	561
01/11/2025	at Idaho St.	W	77-69	2323
01/16/2025	Montana	L	59-63	3336
01/18/2025	Montana St.	L	71-80	3895
01/23/2025	at Portland St.	L	56-74	1025
01/25/2025	at Sacramento St.	W	87-81	752
01/30/2025	Idaho	L	74-82	3449
02/01/2025	Eastern Wash.	L	49-72	2428
02/03/2025	Northern Ariz.	W	77-73	2537
02/08/2025	Idaho St.	L	67-72	3046
02/13/2025	at Montana St.	L	66-74	2707
02/15/2025	at Montana	L	58-65	3318
02/20/2025	Sacramento St.	L	77-80	2196
02/22/2025	Portland St.	W	60-58	2144
02/27/2025	at Eastern Wash.	W	66-64	1354
03/01/2025	at Idaho	Lot	79-81	2262
03/03/2025	Northern Colo.	L	63-68	2633



# 2024-25 WEBER STATE STATS AND RESULTS

## Game Records

Record	Overall	Home	Away	Neutral
ALL GAMES	12-21	5-10	4-11	3-0
CONFERENCE	5-13	2-7	3-6	0-0
NON-CONFERENCE	7-8	3-3	1-5	3-0

## Score by Periods

Team	1st	2nd	OT	TOT
Weber St.	1121	1252	18	2391
Opponents	1074	1268	25	2367

## Team Box Score

No.	Player	Total			3-Point			F-Throw		Rebounds				Other				PTS	AVG				
		GP-GS	MIN	AVG	FG-FGA	FG%	3FG-3FGA	3FG%	FT-FTA	FT%	OFF	DEF	TOT	AVG	PF	DQ	A			TO	BLK	STL	
0	THREATT, Blaise	31-31	1087:06	35.1	240-458	.524	22-70	.314	127-178	.713	35	143	178	5.7	70	1	141	63	1	60	629	20.3	
3	TOMLEY, Miguel	20-20	562:04	28.1	73-200	.365	39-118	.331	39-47	.830	5	36	41	2.1	31	0	36	39	1	13	224	11.2	
4	KOEHLER, Dyson	22-19	670:59	30.5	68-183	.372	40-113	.354	46-63	.730	21	88	109	5.0	39	0	16	29	10	23	222	10.1	
8	VARTIAINEN, Viljami	33-18	830:26	25.2	95-235	.404	70-172	.407	34-48	.708	6	68	74	2.2	87	1	32	31	3	18	294	8.9	
6	HENNIG, Trevor	33-10	692:26	21.0	85-186	.457	23-71	.324	62-78	.795	5	63	68	2.1	46	1	36	33	5	20	255	7.7	
5	BURRIS, Nigel	32-27	743:36	23.2	71-177	.401	27-76	.355	32-42	.762	41	130	171	5.3	82	3	22	26	9	15	201	6.3	
13	VUCINIC, Vasilije	31-10	517:25	16.7	74-116	.638	0-2	.000	35-56	.625	43	69	112	3.6	61	1	22	34	15	7	183	5.9	
20	TEW, Alex	33-19	586:42	17.8	63-108	.583	0-1	.000	33-56	.589	43	67	110	3.3	91	5	27	40	25	32	159	4.8	
23	SARENAC, Nemanja	19-0	185:37	9.8	25-60	.417	21-53	.396	6-12	.500	2	16	18	0.9	15	0	8	6	0	2	77	4.1	
7	YOUNAN, Andrew	4-0	21:09	5.3	4-13	.308	2-5	.400	1-2	.500	1	6	7	1.8	0	0	1	1	1	0	11	2.8	
10	SARENAC, Marko	18-0	97:50	5.4	13-24	.542	2-8	.250	7-12	.583	8	14	22	1.2	7	0	4	5	3	7	35	1.9	
15	CUTLER, Declan	29-9	280:36	9.7	22-40	.550	0-0	.000	8-19	.421	24	39	63	2.2	28	0	8	15	5	4	52	1.8	
11	MOORE, Saadiq	33-2	374:05	11.3	18-54	.333	4-26	.154	9-13	.692	3	36	39	1.2	33	0	32	20	3	11	49	1.5	
Team											46	57	103					19					
<b>Total</b>		<b>33</b>	<b>6650</b>		<b>851-1854</b>	<b>.459</b>	<b>250-715</b>	<b>.350</b>	<b>439-626</b>	<b>.701</b>	<b>283</b>	<b>832</b>	<b>1115</b>	<b>33.8</b>	<b>590</b>	<b>12</b>	<b>385</b>	<b>361</b>	<b>81</b>	<b>212</b>	<b>2391</b>	<b>72.5</b>	
<b>Opponents</b>		<b>33</b>	<b>6654</b>		<b>805-1857</b>	<b>.433</b>	<b>275-783</b>	<b>.351</b>	<b>482-668</b>	<b>.722</b>	<b>324</b>	<b>812</b>	<b>1136</b>	<b>34.4</b>	<b>560</b>	<b>12</b>	<b>442</b>	<b>366</b>	<b>105</b>	<b>192</b>	<b>2367</b>	<b>71.7</b>	

## Team Statistics

	WEBER	OPP
<b>Scoring</b>	<b>2391</b>	<b>2367</b>
Points per game	72.5	71.7
Scoring margin	+0.7	-
<b>Field goals-att</b>	<b>851-1854</b>	<b>805-1857</b>
Field goal pct	.459	.433
<b>3 point fg-att</b>	<b>250-715</b>	<b>275-783</b>
3-point FG pct	.350	.351
3-pt FG made per game	7.6	8.3
<b>Free throws-att</b>	<b>439-626</b>	<b>482-668</b>
Free throw pct	.701	.722
F-Throws made per game	13.3	14.6
<b>Rebounds</b>	<b>1115</b>	<b>1136</b>
Rebounds per game	33.8	34.4
Rebounding margin	-0.6	-
<b>Assists</b>	<b>385</b>	<b>442</b>
Assists per game	11.7	13.4
<b>Turnovers</b>	<b>361</b>	<b>366</b>
Turnovers per game	10.9	11.1
Turnover margin	+0.2	-
Assist/turnover ratio	1.1	1.2
<b>Steals</b>	<b>212</b>	<b>192</b>
Steals per game	6.4	5.8
<b>Blocks</b>	<b>81</b>	<b>105</b>
Blocks per game	2.5	3.2
<b>Winning streak</b>	<b>1</b>	<b>-</b>
Home win streak	0	-
<b>Attendance</b>	<b>40502</b>	<b>40669</b>
Home games-Avg/Game	15-2700	15-2711
Neutral site-Avg/Game	-	3-308

## Team Results

Date	Opponent	Score	Att.
11/04/2024	Northwest Indian	W 118-35	1368
11/08/2024	at Oregon St.	L 48-76	3041
11/13/2024	at Nevada	L 58-88	7312
11/17/2024	at Hawaii	Lot 68-73	4433
11/22/2024	UC Irvine	L 87-93	3559
11/25/2024	Justice Col.	W 93-45	1589
11/29/2024	vs Bowling Green	W 73-70	0
11/30/2024	vs Pepperdine	W 68-53	924
12/04/2024	North Dakota St.	L 73-77	3291
12/07/2024	at North Dakota	L 75-80	1696
12/13/2024	at Utah Tech	W 73-71	1559
12/18/2024	Lincoln (CA)	W 128-58	1422
12/21/2024	Utah Valley	L 62-64	3609
12/29/2024	at Oregon	L 49-89	7320
01/02/2025	at Northern Colo.	L 72-89	1006
01/04/2025	at Northern Ariz.	L 77-80	561
01/11/2025	at Idaho St.	W 77-69	2323
01/16/2025	Montana	L 59-63	3336
01/18/2025	Montana St.	L 71-80	3895
01/23/2025	at Portland St.	L 56-74	1025
01/25/2025	at Sacramento St.	W 87-81	752
01/30/2025	Idaho	L 74-82	3449
02/01/2025	Eastern Wash.	L 49-72	2428
02/03/2025	Northern Ariz.	W 77-73	2537
02/08/2025	Idaho St.	L 67-72	3046
02/13/2025	at Montana St.	L 66-74	2707
02/15/2025	at Montana	L 58-65	3318
02/20/2025	Sacramento St.	L 77-80	2196
02/22/2025	Portland St.	W 60-58	2144
02/27/2025	at Eastern Wash.	W 66-64	1354
03/01/2025	at Idaho	Lot 79-81	2262
03/03/2025	Northern Colo.	L 63-68	2633
03/08/2025	vs Sacramento St.	W 83-70	0

