



TABLE OF CONTENTS

2	Quick Facts	19	PAC Individual Statistics
3	President's Letter	20	PAC Team Statistics
4	2024-25 Schedule/2023-24 Results	21	School Records
5	2024-25 Rosters	23	Yearly Leaders
6	Player Bios	25	Coaching Records
14	Head Coach Tim Fusina	26	Series Record
15	Assistant Coaches	28	Year-by-Year Results
16	2023-24 Season Statistics	35	NAIA Final Four
17	2023-24 Superlatives	36	University Profile
18	PAC Review		

WAYNESBURG

B A S K E T B A L L

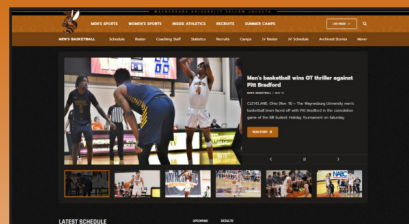
The 2024-25 Waynesburg Men's Basketball Media Guide is a publication of the Waynesburg University Sports Information Office.

EDITOR

Andy Stanko, '17
Logan Hawn, '24

PHOTOGRAPHY

ADM Photography - Darlington Pa.
Adam Huckestein, '24



www.waynesburgsports.com

As the Official Web Site of Waynesburg Athletics, www.waynesburgsports.com provides complete and up-to-date information about all of Waynesburg's varsity athletic teams to both fans and media around the region.



TEAM QUICK FACTS

Waynesburg University Men's Basketball Coaching Staff

Name	Position	Alma Mater	Yr at Waynesburg
Tim Fusina	Head Coach	California (Pa.) '07	6th
Tom Weiler	Assistant Coach	Centenary '20	2nd
Alex Hill	Graduate Assistant Coach	Washington State '24	1st

General Information

Location:	Waynesburg, Pa.
Founded:	1849
Enrollment:	1,182
Nickname:	Yellow Jackets
Colors:	Orange & Black
Mascot:	Sting
Arena:	Marisa Fieldhouse
Capacity:	1,350
Year Renamed:	1999
All-time Record at MFA:	139-148 (22 years)
Conference:	Presidents' Athletic

^ - since renamed in 1999

Basketball Facts

Head Coach:	Tim Fusina
Alma Mater/Year:	California (Pa.), '07
Career Record:	106-163
Years as Head Coach:	12th year
Record at Waynesburg:	42-72
Years at Waynesburg:	6th year
2023-24 Record:	14-12 (11-9 PAC)

Media Information

Ast. AD for Athletic Comm.:	Andy Stanko
SID Office Phone:	(724) 852-3334
SID Fax:	(724) 852-4122
E-mail Address:	andrew.stanko@waynesburg.edu
Waynesburg Website:	waynesburgsports.com
SID Mailing Address:	51 West College Street Waynesburg, Pa. 15370

Department of Athletics

Director of Athletics:	Tim Fusina
Assoc. Director of Athletics:	L. Randy Petit
Athletics Secretary:	Jen Gallagher
Compliance Officer:	Tim Fusina

Athletics Phone Numbers

Athletics Department:	724-852-3230
Director of Athletics:	724-852-3466
Men's Basketball Office:	724-852-3466



Junior PJ Suggs





PRESIDENT'S LETTER

Whether you're a parent, an athlete, a member of the media or a spirited spectator, I am pleased to welcome you to our Yellow Jacket community and look forward to cheering on the Jackets with you!

As a member of the Presidents' Athletic Conference (PAC), Waynesburg University offers 20 NCAA Division III varsity sports for our hundreds of student-athletes. While the reasons for participation in these sports are many, all of our athletic programs are aimed at helping our student-athletes grow spiritually, intellectually and athletically during their collegiate experience.

During the 2023-24 academic year, 122 Waynesburg University student-athletes earned recognition on the PAC fall and spring Academic Honor Rolls.

Our goal is to provide our student-athletes with the best possible education and experiences that will prepare them to lead lives of purpose. We actively recruit student-athletes with high academic standards who will pursue excellence in the classroom and community while competing at the highest level in their chosen sport.

On behalf of Waynesburg University students, faculty and staff, I would like to thank you for your interest in our athletic programs. I hope that you enjoy another great year of athletic competition at Waynesburg University!



President Douglas G. Lee

President



2024-25 SCHEDULE/2023-24 RESULTS

2024-25 Schedule

DATE	OPPONENT	LOCATION	TIME
11/9	at Stevenson	Stevenson, Md.	1 p.m.
11/12	at Pitt-Greensburg	Greensburg, Pa.	7 p.m.
11/16	OBERLIN	RUDY MARISA FIELDHOUSE	2 p.m.
11/20	at Grove City*	Grove City, Pa.	7 p.m.
11/23	at Geneva*	Beaver Falls, Pa.	3 p.m.
11/26	BETHANY*	RUDY MARISA FIELDHOUSE	7 p.m.
11/30	CARLOW	RUDY MARISA FIELDHOUSE	2 p.m.
12/4	at Chatham*	Pittsburgh, Pa.	6 p.m.
12/7	ALLEGHENY*	RUDY MARISA FIELDHOUSE	3 p.m.
12/16	at Westminster*	New Wilmington, Pa.	7:30 p.m.
12/30	HIRAM	RUDY MARISA FIELDHOUSE	3 p.m.
1/4	at Saint Vincent *	Latrobe, Pa.	6 p.m.
1/8	FRANCISCAN*	RUDY MARISA FIELDHOUSE	3 p.m.
1/11	WASHINGTON & JEFFERSON*	RUDY MARISA FIELDHOUSE	3 p.m.
1/15	GROVE CITY*	RUDY MARISA FIELDHOUSE	7 p.m.
1/18	at Thiel*	Greenville, Pa.	3 p.m.
1/22	at Bethany*	Bethany, W.Va.	7 p.m.
1/25	GENEVA*	RUDY MARISA FIELDHOUSE	3 p.m.
1/29	CHATHAM*	RUDY MARISA FIELDHOUSE	7 p.m.
2/1	at Allegheny*	Meadville, Pa.	3 p.m.
2/8	WESTMINSTER*&	RUDY MARISA FIELDHOUSE	3 p.m.
2/12	SAINT VINCENT*	RUDY MARISA FIELDHOUSE	7 p.m.
2/15	at Washington & Jefferson*	Washington, Pa.	3 p.m.
2/19	at Franciscan*	Steubenville, Ohio	7:30 p.m.
2/22	THIEL*\$	RUDY MARISA FIELDHOUSE	3 p.m.

Home games in ALL CAPS, & Alumni Day, \$ Senior Day, * PAC games

2023-24 Results

DATE	OPPONENT	LOCATION	SCORE
11/10	Eastern	Cleveland, Ohio	L 82-62
11/11	Pitt Bradford	Cleveland, Ohio	W 81-80 (OT)
11/18	at Bethany*	Bethany, W. Va.	W 89-81
11/21	at Westminster*	New Wilmington, Pa.	L 67-66 (OT)
11/29	WASHINGTON & JEFFERSON*	RUDY MARISA FIELDHOUSE	W 72-58
12/2	SAINT VINCENT*	RUDY MARISA FIELDHOUSE	L 74-71
12/6	GENEVA*	RUDY MARISA FIELDHOUSE	L 58-48
12/9	at Allegheny*	Meadville, Pa.	L 61-54
12/19	HOOD	RUDY MARISA FIELDHOUSE	L 95-58
12/20	PITT-GREENSBURG	RUDY MARISA FIELDHOUSE	W 55-50
12/30	at Grove City*	Grove City, Pa.	W 66-58
1/3	FRANCISCAN*	RUDY MARISA FIELDHOUSE	W 76-61
1/6	CHATHAM*	RUDY MARISA FIELDHOUSE	L 76-71
1/13	at Thiel*	Greenville, Pa.	L 72-64
1/17	WESTMINSTER*	RUDY MARISA FIELDHOUSE	W 74-71
1/20	BETHANY*	RUDY MARISA FIELDHOUSE	W 72-69
1/24	at Washington & Jefferson*	Washington, Pa.	L 88-75
1/27	at Saint Vincent*	Latrobe, Pa.	W 63-57
1/31	at Geneva*	Beaver Falls, Pa.	L 67-57
2/3	ALLEGHENY*	RUDY MARISA FIELDHOUSE	W 73-64
2/7	GROVE CITY*	RUDY MARISA FIELDHOUSE	W 61-43
2/10	at Chatham*	Pittsburgh, Pa.	L 87-65
2/14	at Franciscan*	Steubenville, Ohio	W 84-80
2/17	THIEL*\$	RUDY MARISA FIELDHOUSE	W 69-58
2/20	Grove City#	RUDY MARISA FIELDHOUSE	L 65-58

Home games in ALL CAPS, *PAC games, #PAC Tournament



2024-25 ROSTER

Numerical Roster

NO.	NAME	POS.	HEIGHT	CLASS	HOMETOWN/H.S.
0	Mikey Smith	G	6-2	So.	Medford, N.Y. / William Floyd
1	Korey Mitchum	G	6-2	Sr.	McHenry, Md. / Southern Garrett (Md.)
2	PJ Suggs	G/F	6-4	Sr	Twinsburg, Ohio / Twinsburg
3	Tyriek Williams	G	5-11	Jr.	Canonsburg, Pa. / Canon McMillan
4	Antone Baker	F	6-5	Gr.	Maple Heights, Ohio / Maple Heights
5	Duvall Price	G/F	6-7	Jr.	Lanham, Md. / St. Maria Goretti
10	Casey Keesee	G	5-9	Jr.	Tipp City, Ohio / Bethel
11	Kane Eanes	F	6-4	So.	Hilton Head Island, S.C. / Hilton Head Prep
12	Aiden Blake	G	6-1	So.	Parkersburg, W. Va. / Parkersburg South
13	Jalen Goins	G	6-3	Jr.	Morgantown, W. Va. / Morgantown
15	Rayshod Hooper	F	6-6	Gr.	Baltimore, Md. / St. Frances Academy
20	Hayes Ramirez	G	5-11	Sr.	San Antonio, Texas / William H. Taft
21	Jaylen Davis	F	6-7	Sr.	Willoughby, Ohio / Cleveland Heights
22	Brien Dunphy	G	6-2	Jr.	Howell, N.J. / Calvary Christian School
23	Scott Bilovus	G	6-2	Jr.	Imperial, Pa. / West Allegheny
24	Jackson Rhodes	G/F	6-5	Jr.	Christchurch, New Zealand / St. Andrew's College
25	Justin Pasko	G	6-2	So.	Erie, Pa. / Mercyhurst Prep
30	Jordan Fisher	F	6-5	Sr.	Munhall, Pa. / Steel Valley
31	Grant Stottsberry	G/F	6-3	So.	Caldwell, Ohio / Shenandoah
32	Grant Barnhart	G/F	6-3	Jr.	St. Mary's, W. Va. / St. Mary's
33	David Forzani	G	5-9	So.	Elmwood Park, N.J. / Elmwood Park
34	Peyton Blankenship	G	6-2	Fr.	Dublin, Ohio / Dublin Coffman
	Brady Anderson	F	6-5	Fr.	Gay, W. Va. / George Washington
	Dylan Ashley	G/F	6-4	Fr.	Williamstown, W. Va. / Williamstown
	Ryan Moss	F	6-4	Fr.	Hillsborough, N.C. / Orange
	Zachary Rawlyk	G	6-3	Fr.	Glen Allen, Va. / Patrick Henry
	Da'Veon Boatright	G/F	6-2	Fr.	Richmond, Va. / The Carmel School
	Trebor Edwards	G	6-1	Fr.	Covington, Ga. / Eastside
	Max Warrell	F	6-6	So.	McLean, Va. / McLean

Coaching Staff

Head Coach:	Tim Fusina	California (Pa.) '07	6th year at Waynesburg
Assistant Coach:	Tom Weiler	Centenary '20	2nd year at Waynesburg
Graduate Assistant:	Alex Hill	Washington State '24	1st year at Waynesburg



PLAYER BIOS

0 MIKEY SMITH

Sophomore | Guard | 6-2
Medford, N.Y. | William Floyd
Criminal Justice



2023-24 (Fr.): Appeared in 14 games ... Averaged 1.4 points and 1.1 rebounds ... Set season-highs with eight points and six rebounds at Chatham ... **High School:** Basketball... Football... Rookie of the year... All-league... All-county... All-conference... Conference MVP... High honor roll.

#1 KOREY MITCHUM

Senior | Guard | 6-2
McHenry, Md. | Southern Garrett | Garrett
Criminal Justice



2023-24 (Jr.): Appeared in all 26 games with one start ... Averaged 4.8 points, 2.0 rebounds, 1.3 assists and 1.0 steals ... Third on the roster in steals and fourth in assists ... Two double-digit scoring outings ... Had a season-high 19 points at Franciscan ... **Prior to Waynesburg:** Played two years at Garrett College, started all 31 games during the 2022-23 season for the Lakers and averaged 5.7 points per game along with 3.6 assists and 2.3 rebounds.

#2 PJ SUGGS

Senior | Guard/Forward | 6-4
Twinsburg, Ohio | Twinsburg | Terra State Community College
Sports Management



2023-24 (Jr.): Appeared in 23 games with 13 starts ... Averaged 5.0 points and 1.9 rebounds ... Scored in double-figures five times ... Had a season-high 16 points at Bethany ... **Prior to Waynesburg:** Attended Terra State Community College.

#3 TY WILLIAMS

Junior | Guard | 5-11
Canonsburg, Pa | Canon McMillan | Athletic Training




2023-24 (So.): Appeared in six games. **2022-23 (Fr.)** Season Stats ... **High School:** Basketball (2 letters), back-to-back section champion ... Track and Field.



#4 ANTONE BAKER

Graduate Student | Forward | 6-5
 Maple Heights, Ohio | Maple Heights
 Business Management

2023-24 (Sr.): PAC Defensive Player of the Year ... All-PAC First Team ... Started all 26 games ... Averaged 17.9 points, 8.0 rebounds, 1.7 steals and 1.9 blocks per game ... Ranked 41st nationally and led PAC in blocked shots (49) and blocks per game ... Finished 48th nationally and second in the PAC in field goal percentage (56.1 percent) ... 35th in the nation and first in the PAC in field goals made (197) ... Third in the PAC in scoring, sixth in rebounding and seventh in steals and free throw attempts (114) ... Scored in double-digits 22 times with 13 20-point outings and nine double-doubles ... Shot 50 percent or better from the field in 19 games ... Scored a season-high 30 points against Allegheny ... PAC Player of the Week (1/22) ... **2022-23 (Jr.):** Led the Yellow Jackets and was third in the PAC in field-goal percentage (.530) ... Posted eight double-doubles Second on the team in points per game (14.2) Led the Jackets and was fourth in the PAC in rebounds per game (9.1) Led Waynesburg and was sixth in the PAC in blocks per game (1.5) ... **High School:** Basketball (4 letters) ... Baseball.



#5 DUVALL PRICE

Junior | Guard/Forward | 6-7
 Lanham, Md | St. Maria Gorett | Cleveland State Community College
 Business Finance

Prior to Waynesburg: Spent two seasons at Wingate University and one season at Cleveland State Community College ... Started 10 of 25 games which he played ... Had a career high of 24 points in one game ... **High School:** Basketball ... Member of Maryland movement.



#10 CASEY KEESE

Junior | Guard | 5-9
 Tipp City, Ohio | Bethel | Earlham
 Business Marketing

Prior to Waynesburg: Played two seasons at Earlham College ... Started two of 38 games which he played in ... Scored a career high 20 points ... **High School:** Basketball ... Soccer.



PLAYER BIOS

#11 KANE EANES

Sophomore | Forward | 6-4
Hilton Head Island, S.C. | Hilton Head Prep
Bob Jones | Business Entrepreneursh



Prior to Waynesburg: Played one season at Bob Jones University ... Played in 10 games for the Bruins ... **High School:** Basketball ... Member of Big shots elite SC.

#12 AIDEN BLAKE

Sophomore | Guard | 6-1
Parkersburg, W. Va. | Parkersburg South
West Virginia Wesleyan | Business Administration



Prior to Waynesburg: Spent one season at West Virginia Wesleyan, appeared in 11 games with one start ... In one start against Slippery Rock, Blake had a career high 21 points with seven three pointers made out of 11 attempts ... **High School:** Basketball ... Baseball ... Cross Country ... Track ... Earned All-State and All-Conference honors in basketball ... Member of the Conference All Star Team.

#13 JALEN GOINS


Junior | Guard | 6-3
Morgantown, W.Va. | Morgantown
Pennwest California | Business Management Finance



Prior to Waynesburg: Played two seasons at Pennwest Cal in which he appeared in 27 games over his career ... Deans List ... PSAC all-academic award ... **High School:** Basketball ... Baseball ... Team captain ... Team defensive MVP ... OVAC all-star game ... Scott Brown classic all-star game ... 4A state champion ... 4A state runner up ... All-state honorable mention ... Jack Roberts award winner. Member of Wv Gold, Team West Virginia ... Honor roll.

#15 RAYSHOD HOOPER

Graduate Student | Forward | 6-6
Baltimore, Md. | St. Frances | Thiel
MSA



Prior to Waynesburg: Played four seasons for Thiel College ... Started 50 out of 83 games in which he played in his career ... Led the Tomcats in rebounds and scored a season high of 20 points in one game ... **High School:** Basketball ... Track.



#20 HAYES RAMIREZ

Senior | Guard | 5-11
 San Antonio, Texas | William Taft
 Special Education

2023-24 (Jr.): Appeared in four games ... PAC Sportsmanship Team ... **2022-23 (So.):** Season Stats ... **High School** Basketball (2 letters), team captain ... Cross Country ... Honor roll.



#21 JAYLEN DAVIS

Senior | Forward | 6-7
 Cleveland Heights, Ohio | Cleveland Heights
 Criminal Justice

2023-24 (Jr.): Appeared in 26 games and made 11 starts ... Led Waynesburg and ranked fifth in the PAC in rebounding (8.2) ... Ninth in the PAC in blocks (31) ... Averaged 9.6 points per game and shot 61.8 percent from the field ... Third on the roster in scoring and second in blocked shots ... Scored in double-figures 11 times with two 20-point outings and seven double-doubles ... Shot 50 percent or better in 22 games ... Scored a season-high 23 points and made 11-of-15 foul shots at Franciscan ... Had 21 points and a season-high 17 rebounds against Westminster ... PAC Player of the Week (2/19).



#22 BRIEN DUNPHY

Junior | Guard | 6-2
 Howell, NJ. | Calvary Christian
 Ocean County | Business Administration

Prior to Waynesburg: Played two seasons at Ocean County College ... Played in 35 games for the Vikings with eight starts ... Averaged 12.2 Points per game ... **High School:** Basketball.

#23 SCOTT BILOVUS

Junior | Guard | 6-2
Imperial, Pa. | West Allegheny
Psychology



2023-24 (So.): Appeared in 14 games off the bench ... Averaged 3.2 points ... Shot 11-for-32 from beyond the arc ... Two double-digit scoring performances ... Made three treys and was 6-of-6 from the foul line in a 15-point outing at Thiel ... **2022-23 (Fr.):** Season Stats ... **High School:** Basketball (4 letters), 1,000 points, three-time first team all-section honoree, ranked top-six player in Western PA ... Distinguished honors graduate, Magna Cum Laude, highest honors.

#24 JACKSON RHODES

Junior | Guard/Forward | 6-5
Christchurch, New Zealand. | St. Andrews
| Earlham | Sports Management



Prior to Waynesburg: Played one season at West Virginia Wesleyan College and one season at Earlham College ... Started five of 17 games which Rhodes played in at West Virginia Wesleyan with a season high of 11 points in one game ... Started 10 of 18 games which he played in at Earlham with a career high of 19 points in one game... **High School:** Basketball ... Cricket ... Soccer ... First team all-state ... First team all-conference.

#25 JUSTIN PASKO

Sophomore | Guard | 6-2
Erie, Pa. | Mercyhurst Prep
Forensic Accounting



2023-24 (Fr.) Appeared in four games ... **High School** Basketball (2 letters), Erie County East All-Star selection ... First and second honors.



#30 JORDAN FISHER

Senior | Forward | 6-5
 Munhall, Pa. | Steel Valley
 Sports Management

2023-24 (Jr.): Appeared in one game ... **2022-23 (So.):** Season Stats ... **2021-22 (Fr.):** Season stats ... **High School :** Basketball (4 letters) ... Golf ... Baseball.



#31 GRANT STOTTSBERRY

Sophomore | Guard/Forward | 6-3
 Caldwell, Ohio | Shenandoah
 Education

2023-24 (Fr.): Appeared in two games... **High School:** Basketball (3 letters), all-Ohio selection, all-MOVL honoree, all-Eastern District ... Cross Country ... Phi Theta Capa, Acedemic Lamp.



#32 GRANT BARNAHART

Junior | Guard/Forward | 6-3
 St.Mary's, W. Va. | St. Mary's
 West Liberty | Sports Management

Prior to Waynesburg: Spent two seasons at West Liberty University, appeared in 37 games for the Hilltoppers... **High School:** Basketball ... Golf ... 3-time first-team All-West Virginia guard at Class AA St. Marys HS. ... 2022 LKC Player of the Year averaged 24.7 ppg. and 7.6 rpg. for state "Final Four" team. ... St. Marys' all-time leading scorer with 1,729 career points.



#33 DAVID FORZANI

Sophomore | Guard | 5-9
 Elmwood Park, NJ | Elmwood Park
 Sussex Community College | Criminal Justice

Prior to Waynesburg: Played one season at Sussex County Community College ... Started 28 out of 29 games played in which he averaged 10.3 points per game with a career high of 20 points in one game... **High School:** Basketball ... First team all-league ... First team all-county ... All-Bergen county third team ... Bergen county all-star.



PLAYER BIOS

#34 PEYTON BLANKENSHIP

Freshman | Guard | 6-2
Dublin, Ohio | Dublin Coffman
Business Management



High School: Basketball...

BRADY ANDERSON

Freshman | Forward | 6-5
Gay, W. Va. | George Washington
Political Science



High School: Football ... Basketball ... Honorable mention all-state ... FCA MVP... National Honor Society ... Honor roll ... Member of Team loaded WV.

DYLAN ASHLEY

Freshman | Guard/Forward | 6-4
Williamstown, W.Va. | Williamstown
Pre-Physical Therapy



High School: Basketball ... National Honor Society ... Honor roll.

DA'VEON BOATRIGT

Freshman | Guard/Forward | 6-2
Richmond, Va. | The Carmel School
Forensic Accounting



High School: Basketball...



TREBOR EDWARDS

Freshman | Guard | 6-1
 Covington, Ga. | Eastside
 Journalism

High School: Basketball ... Region runner up player of the year.



RYAN MOSS

Freshman | Forward | 6-4
 Hillsborough, N.C. | Orange
 Forensic Accounting


High School: Basketball ... Coaches award ... Michael McCauley central conference leadership award ... Scholarship recipient of 1969 orange high school state championship team ... Member of Garner road basketball, Mid-state magic basketball club ... NC Scholar ... National Honor Society ... Junior Marshall ... Magna Cum Laude ... AB Miller Scholarship recipient.



ZACHARY RAWLYK

Freshman | Guard | 6-3
 Glen Allen, Va. | Patrick Henry
 Sports Communication

High School: Basketball ... Member of AAU team richmond, AAU Rockit.



MAX WARRELL

Sophomore | Forward | 6-6
 McLean, Va. | McLean
 Cybersecurity

2023-24 (Fr.): Member of junior varsity team... **High School:** Basketball (3 letters) ... Football ... Virginia Governor's STEM Academy



HEAD COACH TIM FUSINA



College Coaching Experience

- '13-'17: Head Coach, Centenary University
- '17-'19: Head Coach, California Lutheran
- '19-present: Head Coach, Waynesburg University



Tim Fusina enters sixth season as the Jackets' head men's basketball coach in 2024-25.

Fusina has coached the Jackets to a pair of top-five PAC finishes with the 2021-22 squad making a run to the PAC Tournament semifinals and the 2023-24 team posting the program's best record, best conference record and highest league finish since 2014-15. Waynesburg earned a berth in the Eastern Collegiate Athletic Conference Tournament in 2022.

"We have been able to turn our program around by recruiting and retaining the right people," said Fusina. "People who are able to put the team ahead of themselves on a daily basis. That's a very hard thing to do sometimes, but we have been able to find those people."

A national recruiting strategy has resulted in an impressive team GPA of 3.3 and the addition of a developmental team. The Jackets have had 22 players named to the PAC Academic Honor Roll and landed a representative on the All-PAC First Team in three out of the last four seasons, including Antone Baker, the program's first PAC Defensive Player of the Year in 2024.

Fusina's Jackets consistently rank among the top defensive squads in the PAC and nationally. In 2012-22, Waynesburg ranked in the top 10 nationally in field goal percentage defense and top 20 in scoring defense. In 2023-24, Waynesburg finished No. 32 in the nation in blocks per game and second in the PAC in field goal percentage defense and scoring defense.

"We are successful because we focus on a few things and work hard to excel in those areas," said Fusina. "Our program is built on defense and making it extremely difficult for you to score on us. We stress pressure on the ball, positioning and physicality. Offensively, we want to make sure we are getting great shots on every possession by taking care of the ball, working to get open and allowing our players to play within their skill set. We have not scratched the surface of what we can accomplish as a program. I am hopeful we can take the next step and compete at the very top of the PAC."

Prior to his arrival in Waynesburg, Fusina spent two seasons at California Lutheran University in Thousand Oaks, California. During his time with the Kingsmen, he coached three second-team All-Southern California Intercollegiate Athletic Conference (SCIAC) players, boasted a 3.51 overall team GPA and had one athlete named College Sports Communicators Academic All-District.

Fusina's first head coaching spot was at Centenary University in Hackettstown, New Jersey, from 2013 to 2017. He boasted a winning record over the final three years of his tenure (41-40) that included a 29-25 mark in the Colonial State Athletic Conference (CSAC). Over that same stretch, he put together the first two winning seasons in school history and the first two seasons with winning conference records.

His Cyclones qualified for three-straight conference tournaments for the first time in school history, and, during that same stretch, hosted Centenary's first conference tournament game and advanced to the conference semifinal round for the first time. The Cyclones also punched their tickets for consecutive ECAC tournaments in 2015 and 2016.

Fusina was honored as the 2015 Centenary Athletic Department Coach of the Year. He also groomed six All-CSAC performers, the program's second and third all-time leading scorers and the first and second all-time assist leaders.

Fusina has been an active member of the National Association of Basketball Coaches since 2006. He served on the NABC Division III All Star Game Committee, the NCAA Regional Advisory Committee (Region 7) and has been associated with USA Basketball's NCAA Basketball Academy.

Fusina, a native of Charleroi, Pennsylvania, graduated with a Bachelor of Science degree in Sport Management Studies from California University of Pennsylvania in 2007. He added a Master of Science degree in Sport Management Students from California University of Pennsylvania in August of 2008.

Tim and his wife Stacey have a son, Brooks, and reside in the South Hills.



COACHING STAFF

TOM WEILER Assistant Coach



Tom Weiler joined Waynesburg as Assistant Men's Basketball Coach and Equipment Manager for the Department of Athletics in the summer of 2023.

Weiler came to Waynesburg after two years as head coach at Sussex County College in Newton, New Jersey. Weiler inherited a Skylander team coming off an 0-9 season during the 2020-21 COVID 19-shortened campaign and led them to a 6-15 mark in 2021-22. The notable improvements continued this past winter, when Sussex County CC went 13-15 and qualified for the NJCAA North Atlantic District tournament for the first time since 2009 after ranking in the top three nationally in points allowed.

Weiler was particularly proud that all five of the sophomores on his team graduated and went on to continue their educations, with three of them competing at the NCAA Division III level.

Prior to his two years with the Skylanders, Weiler spent the 2020-21 school year as the assistant varsity/head freshman boys basketball coach at St. Thomas Aquinas High School in Edison, New Jersey. His professional experiences also include coaching in the AAU ranks with United NJ 16U team as a head coach, as well as serving in a

player development role with the 15U, 16U and 17U programs.

Current head coach Tim Fusina is very familiar with Weiler, as he recruited and coached him at Centenary (N.J.) from 2015-17, before he moved on to coaching at California Lutheran University. During Weiler's time with the Cyclones, he appeared in 97 games and started 72 of them, despite playing in just three games due to injury during the 2017-18 campaign. He was a three-year team captain and a two-time All-Colonial States Athletic Conference (CSAC) selection, including a second-team pick in 2020.

Weiler was also a standout in the classroom and was selected to the National Association of Basketball Coaches (NABC) Honors Court following his senior season. He concluded his time at Centenary by being selected as the Co-Male Cardy Gemma Award Winner. The Cardy Gemma Award recognizes a senior who has used up their eligibility and achieved success in their sport along with academic success and contributions in the community.

Weiler graduated from Centenary with a Bachelor of Arts degree in Elementary Education with TOSD and Mathematics Education in 2020.

ALEX HILL Graduate Assistant Coach



Alex Hill enters his first season as a graduate assistant coach at Waynesburg in 2024-25.

Hill spent the previous three seasons as a men's basketball team manager at NCAA Division I Washington State University under head coach Kyle Smith. The Cougars made an NCAA Tournament appearance as a No. 7 seed in 2023-24 and defeated Drake to advance to the round of 32. Washington State made consecutive National Invitational Tournament appearances in 2021-22 and 2023-23 and reached the NIT semifinals in Madison Square Garden in 2023.

Hill served as the Cougars head manager and led the program's film operation. He contributed to all facets of team operations and played a key role in individual player development. He worked closely with NBA draft picks Mouhamed Gueye (Charlotte Hornets) and Jaylen Wells (Memphis Grizzlies), as well as Isaac Jones, who signed a two-way contract with the Sacramento Kings.

Hill received the NBA Summer League Scholarship in 2023 and served as an NBA Summer League Intern in Las Vegas in 2023 and 2024. While in Vegas he served as a game operations lead and assisted with fan engagement.

Hill graduated from Washington State's Murrow College of Communication in May 2024. He is currently pursuing an MBA in program management.



2023-24 SUPERLATIVES

Individual Superlatives

Points

- 30 Antone Baker vs. Allegheny (2/3)
- 28 Antone Baker at Bethany (11/18)
- 26 Antone Baker vs. Bethany (1/20)
- 25 Antone Baker vs. Franciscan (1/3)
- 24 Jordan McLoyd vs. Grove City (2/20)
- 24 Antone Baker at W&J (1/24)
- 24 Jordan McLoyd vs. W&J (11/29)

Field Goals Made

- 15 Antone Baker vs. Allegheny (2/3)
- 13 Antone Baker at Bethany (11/18)

Field Goals Attempts

- 22 Antone Baker vs. Allegheny (2/3)
- 19 Jordan McLoyd vs. Grove City (2/20)
- 19 Anton Baker vs. Grove City (2/7)
- 19 Anton Baker at Bethany (11/18)

3 PT Field Goals Made

- 5 Jordan McLoyd vs. W&J (11/29)
- 3 Eight times

3 PT Field Goal Attempts

- 11 Jordan McLoyd vs. Grove City (2/20)
- 10 Jordan McLoyd vs. W&J (11/29)

Free Throws Made

- 11 Jaylen Davis at Franciscan (2/14)
- 8 Jordan McLoyd at W&J (1/24)
- 8 Jordan McLoyd vs. Chatham (1/6)

Free Throws Attempts

- 15 Jaylen Davis at Franciscan (2/14)
- 12 Anton Baker vs. Chatham (1/6)

Rebounds

- 17 Jaylen Davis vs. Westminster (1/17)
- 15 Jaylen Davis vs. Grove City (2/7)

Assists

- 6 Jansen Knotts at Saint Vincent (1/27)
- 5 Jansen Knotts vs. Allegheny (2/3)
- 5 Bryson Wilt vs. Bethany (1/20)
- 5 Jansen Knotts vs. Hood (12/19)

Steals

- 6 Antone Baker vs. Pitt-Bradford (11/11)
- 5 Antone Baker at Franciscan (1/3)

Blocked Shots

- 5 Antone Baker vs. Hood (12/19)
- 4 Jaylen Davis at Franciscan (2/14)
- 4 Antone Baker vs. Allegheny (2/3)
- 4 Antone Baker vs. Chatham (1/6)
- 4 Antone Baker vs. Saint Vincent (12/2)

Team Superlatives

Points

- Highs:** 89 - at Bethany (11/18)
- 84 - at Franciscan (2/14)
- 81 - vs. Pitt-Bradford (11/11)
- Lows:** 48 - vs. Geneva (12/6)
- 54 - at Allegheny (12/9)
- 55 - vs. Pitt-Greensburg (12/20)

Field Goals Made

- Highs:** 36 - at Bethany (11/18)
- 31 - vs. Pitt-Bradford (11/11)
- Lows:** 18 - vs. Geneva (12/6)
- 19 - at Thiel (1/13)

Field Goals Attempts

- Highs:** 66 - vs. Grove City (2/20)
- 65 - at Geneva (1/31)
- Lows:** 45 - vs. McDaniel (11/8)
- 46 - vs. Saint Vincent (12/2)
- 46 - at Thiel (1/13)

Field Goals Percentage

- Highs:** .587 (27-46) - vs. Saint Vincent (12/2)
- .581 (36-62) - at Bethany (11/18)
- Lows:** .333 (18-54) - vs. Geneva (12/6)
- .333 (22-66) - vs. Grove City (2/20)

3 PT Field Goals Made

- Highs:** 8 - at Chatham (2/10)
- 8 - vs. Hood (12/19)
- Lows:** 1 - at Saint Vincent (1/27)
- 2 - vs. Chatham (1/6)
- 2 - vs. Westminster (1/17)
- 2 - vs. Thiel (2/17)

3 PT Field Goal Attempts

- Highs:** 24 - vs. Grove City (2/20)
- 24 - vs. Hood (12/19)
- Lows:** 7 - vs. Pitt-Greensburg (12/20)
- 7 - vs. Thiel (2/17)

3 PT Field Goal Percentage

- Highs:** .500 (4-8) - vs. Allegheny (2/3)
- .500 (4-8) - at Allegheny (12/9)
- Lows:** .111 (1-9) - at Saint Vincent (1/27)
- .167 (4-24) - vs. Grove City (2/20)

Free Throws Made

- Highs:** 31 - at Franciscan (2/14)
- 27 - vs. Franciscan (1/3)
- Lows:** 5 - at Geneva (1/31)
- 6 - at Allegheny (12/9)

Free Throw Attempts

- Highs:** 38 - at Franciscan (2/14)
- 37 - vs. Franciscan (1/3)
- Lows:** 10 - at Geneva (1/31)
- 12 - vs. Pitt-Greensburg (12/20)
- 12 - vs. Grove City (2/20)

Free Throw Percentage

- Highs:** .833 (15-18) - vs. W&J (11/29)
- .833 (10-12) - vs. Grove City (2/20)
- Lows:** .429 (6-14) - at Allegheny (12/9)
- .474 (9-19) - vs. Geneva (12/6)
- .474 (9-19) - at Grove City (12/30)

Rebounds

- Highs:** 47 - vs. W&J (11/29)
- 42 - vs. Thiel (2/17)
- 42 - at Westminster (11/21)
- Lows:** 27 - vs. Chatham (1/6)
- 28 - vs. Eastern (11/10)

Assists

- Highs:** 16 - vs. Allegheny (2/3)
- 15 - vs. Hood (12/19)
- 15 - at Bethany (11/18)
- Lows:** 3 - vs. Eastern (11/10)
- 4 - at Allegheny (12/9)

Steals

- Highs:** 14 - vs. Franciscan (1/3)
- 12 - at Westminster (11/21)
- Lows:** 1 - vs. Geneva (12/6)
- 3 - vs. Chatham (1/6)
- 3 - at Saint Vincent (1/27)
- 3 - vs. Grove City (2/7)

Blocked Shots

- Highs:** 10 - at Franciscan (2/14)
- 8 - vs. Grove City (2/20)
- 8 - at Bethany (11/18)
- Lows:** 0 - vs. Eastern (11/10)
- 0 - vs. Pitt-Greensburg (12/20)

2023-24 PAC REVIEW

2023-24 Final PAC Standings

	PAC	PCT.	OVERALL	PCT.
Geneva	18-2	.900	24-4	.857
Saint Vincent	17-3	.850	23-5	.821
Chatham	15-5	.750	18-9	.667
WAYNESBURG	11-9	.550	14-12	.538
Grove City	9-11	.450	14-13	.519
Westminster	8-12	.400	10-14	.417
W&J	8-12	.400	9-16	.360
Bethany	8-12	.400	9-17	.346
Thiel	7-13	.350	8-17	.320
Franciscan	5-15	.250	8-16	.333
Allegheny	4-16	.200	6-19	.240

All-PAC Teams

FIRST TEAM

Ruan Rahic (F, Sr., Geneva)
 Trevor Tipton (G/F, Jr., Geneva)
 Jaden Gales (F, So., Saint Vincent)
 Alex Acosta (F, So., Wash. & Jeff.)
Antone Baker (F, Sr., Waynesburg)

SECOND TEAM

Cole Dailey (F, So., Bethany)
 Diaun Pinket (G, So., Chatham)
 Chase Yarberough (G, Jr., Grove City)
 Dev Ostrowski (G, SO., Saint Vincent)
 Quincy Jones (G, So., Westminster)

HONORABLE MENTION

Simon Boyer (G, Sr., Chatham)
 Elijah Sutton (G, Grad., Chatham)
 Isacc Massie (G, Grad., Geneva)
 Milke Iuzzolino (G, Jr., Saint Vincent)
 Rayshod Hooper (F, Sr., Thiel)

PAC PLAYER OF THE YEAR

Jayden Gales (F, So., Saint Vincent)

PAC DEFENSIVE PLAYER OF THE YEAR

Antone Baker (F, Sr., Waynesburg)

PAC NEWCOMER OF THE YEAR

Sawyer Butler (G, Fr., Franciscan)

PAC COACH OF THE YEAR

Jeff Santarsiero, Geneva

Postseason Results

2023-24 PAC Tournament

QUARTERFINALS - Feb. 20, 2024 @ Higher Seed
 #3 Chatham 896, #6 Bethany 90
 #5 Grove City 64, #4 Waynesburg 58

SEMIFINALS - Feb. 22, 2024

#1 Geneva 68, #5 Grove City 67
 #2 Saint Vincent 88, #3 Chatham 83

FINALS - Feb. 24, 2024

#1 Geneva 83, #2 Saint Vincent 63

NCAA Division III Tournament

FIRST ROUND - March 1, 2024

Saint Joseph (Conn.) 97, Geneva 83

ECAC Division III Championship

FIRST ROUND - March 2, 2024

Penn State Behrend 81, Saint Vincent 64





2023-24 PAC INDIVIDUAL STATISTICS

Scoring

NAME	G	FGM	3FG	FT	PTS	PPG
Alex Acosta, WJC	25	190	7	73	460	18.4
Chase Yarberough, GCC	27	170	46	98	484	17.9
Anton Baker, WAY	26	197	0	71	465	17.9
Jaden Gales, SVC	27	172	18	119	481	17.8
Cole Dailey, BET	26	172	24	91	459	17.7
Quincy Jones, WES	24	183	1	54	421	17.5
Dev Ostrowski, SVC	27	165	56	81	467	17.3
Elijah Harden, THI	25	153	49	70	425	17
Ryan Rachic, GEN	27	155	31	88	429	15.9
Trevor Tipton, GEN	26	153	77	58	441	15.8
Sawyer Butler, FRA	22	104	27	94	329	15.0

Assists

NAME	G	AST	AVG
Blaine Gartley, CHA	25	111	4.4
Isaac Massie, GEN	28	117	4.2
Reese Leone, WES	24	92	3.8
Matt Seidl, WJC	21	77	3.7
Nick Gearhart, WJC	25	87	3.5
Josh Zimmerman, FRA	23	76	3.3
Taylor McNeal, BET	28	88	3.1
Luke Barker, ALL	25	75	3.0
Cole Dailey, BET	26	77	3.0
Johnathan Bertovich, GEN	26	74	2.8

Rebounding

NAME	G	OFF	DEF	TOT	AVG.
Cole Dailey, BET	26	49	195	244	9.4
Diaun Pinkett, CHA	27	84	160	244	9.0
Josh Zimmermen, FRA	23	51	155	206	9.0
Alex Acosta, WJC	25	86	128	214	8.6
Jaylen Davis, WAY	26	65	147	212	8.2
Antone Baker, WAY	26	83	125	208	8.0
Andre Wilder, ALL	24	38	146	184	7.7
Trey DePietro, WES	24	47	134	181	7.5
Ryan Rachic, GEN	27	43	159	202	7.5
Jaden Gales, SVC	27	67	133	200	7.4

Assist/Turnover Ratio

NAME	G	AST	AVG TO	AVG RATIO		
Blaine Gartley, CHA	25	111	4.4	58	2.3	1.9
Nick Gearhart, WJC	25	87	3.5	46	1.8	1.9
Matt Seidl, WJC	21	77	3.7	44	2.1	1.8
Taylor McNeal, SVC	28	88	3.1	51	1.8	1.7
Isaac Massie, GEN	28	117	4.2	80	2.9	1.5
Reese, Leone, WES	24	92	3.8	67	2.8	1.4
Josh Zimmerman, FRA	23	76	3.3	72	3.1	1.1
Luke Barker, ALL	25	75	3	72	2.9	1.0
Cole Dailey, BET	26	77	3	76	2.9	1.0

Field-Goal Pct. (Min. 3.0 Made per Game)

NAME	G	FG	FGA	PCT
Alex Acosta, WJC	25	190	306	0.621
Antone Baker, WAY	26	197	351	0.561
Osyon Jones, SVC	28	170	303	0.561
Quincy Jones, WES	24	183	355	0.515
Trevor Tipton, GEN	28	153	304	0.503
Cole Dailey, BET	26	172	355	0.485
Ryan Rachic, GEN	27	155	320	0.484
Andre Wilder, ALL	24	123	255	0.482
Jaden Gales, SVC	27	172	376	0.457
Chase Yarberough, GCC	27	170	377	0.451
Josh Zimmerman, FRA	23	139	313	0.444

Steals

NAME	G	STLS	AVG
Sawyer Butler, FRA	22	64	2.9
Tony Fox, BET	25	64	2.6
Blaine Gartley, CHA	25	59	2.4
Diaun Pinkett, CHA	27	61	2.3
Josh Zimmerman, FRA	23	48	2.1
Dev, Ostrowski, SVC	27	54	2.0
Antone Baker, WAY	26	45	1.7
Josh Chambers, WJC	24	40	1.7
Andrew Clawk, WES	24	39	1.6
Jaydis, Kennedy, BET	19	29	1.5

Free-Throw Pct. (Min. 50 attempts)

Name	G	FTM	FTA	PCT.
Isaac Massie, GEN	28	91	106	0.858
Ryan Rachic, GEN	27	88	105	0.838
Sawyer Butler, FRA	22	94	114	0.825
Mike Iuzzolino, SVC	28	75	91	0.824
Elijah Sutton, CHA	23	79	97	0.814
Luke Barker, ALL	25	71	88	0.807
Dev Ostrowski, SVC	27	81	102	0.794
Jordan McLoyd, WAY	26	71	91	0.780
Ethan Barnes, THI	25	85	109	0.780
Chase Yarberough, GCC	27	98	127	0.772

Blocked Shots

NAME	G	BLKS	AVG
Antone Baker, WAY	26	49	1.9
Andrew Clark, WES	24	44	1.8
Cole Dailey, BET	26	46	1.8
Trey DePietro, WES	24	38	1.6
Isaac Cherry, GCC	27	42	1.6
Alex Acosta, WJC	25	37	1.5
Payton Triplett, GEN	28	34	1.2
Jaylen Davis, WAY	26	31	1.2
Jaden Gales, SVC	27	32	1.2
Zion Barksides, ALL	21	23	1.1
Nathan Plonter, WJC	25	26	1.0

3-Point FG Pct. (Min. 1.0 Made per Game)

NAME	G	3FG	FGA	PCT.
Trevor Tipton, GEN	28	77	171	45%

Minutes

NAME	G	MIN	AVG
Trevor Tipton, GEN	28	984	35.1
Isaac Massie, GEN	28	972	34.7
Josh Zimmerman, FRA	23	786	34.2
Matt Seidl, WJC	21	703	33.5
Diaun Pinkett, CHA	27	888	32.9
Cole Dailey, BET	26	855	32.9
Elijah Harden, THI	25	815	32.6
Blaine Gartley, CHA	25	812	32.5
Jaden Gales, SVC	27	871	32.3



2023-24 PAC TEAM STATISTICS

Scoring Offense

TEAM	G	PTS.	AVG.
Bethany	26	2165	83.3
Saint Vincent	28	2290	81.8
Chatham	27	2135	79.1
W&J	25	1968	78.7
Geneva	28	2159	77.1
Allegheny	25	1829	73.2
Westminster	24	1748	72.8
Thiel	25	1741	69.6
Franciscan	24	1668	69.5
WAYNESBURG	26	1748	67.2
Grove City	27	1797	66.6

Free Throw Percentage

TEAM	G	FTM	FTA	PCT.
Geneva	28	308	373	0.826
Allegheny	25	322	453	0.711
Chatham	27	398	565	0.704
Westminster	24	330	469	0.704
Thiel	25	345	494	0.698
Saint Vincent	28	475	681	0.698
Grove City	27	247	356	0.694
Bethany	26	366	549	0.667
WAYNESBURG	26	361	543	0.665
W&J	25	360	556	0.647
Franciscan	24	289	447	0.647

Rebounding Defense

TEAM	G	REB	AVG
Geneva	28	828	29.6
Chatham	27	749	27.7
Westminster	24	659	27.5
Allegheny	25	683	27.3
W&J	25	664	26.6
Franciscan	24	637	26.5
Grove City	27	702	26.0
WAYNESBURG	26	673	25.9
Thiel	25	643	25.7
Bethany	26	639	24.6
Saint Vincent	28	681	24.3

Scoring Defense

TEAM	G	PTS.	AVG.
Geneva	28	1877	67.0
WAYNESBURG	26	1774	68.2
Grove City	27	1844	68.3
Thiel	25	1832	73.3
Chatham	27	1986	73.6
Saint Vincent	28	2087	74.5
Franciscan	24	1816	75.7
Westminster	24	1854	77.3
W&J	25	2007	80.3
Allegheny	25	2046	81.8
Bethany	26	2279	87.7

3 PT Field Goal Pct.

TEAM	G	FG	FGA	PCT.
Geneva	28	257	632	0.407
Saint Vincent	28	161	441	0.365
Chatham	27	229	665	0.344
Grove City	27	162	471	0.344
WAYNESBURG	26	115	353	0.326
Allegheny	25	185	574	0.322
Bethany	26	261	812	0.321
Franciscan	24	135	448	0.301
W&J	25	134	455	0.295
Westminster	24	108	415	0.260
Thiel	25	90	353	0.255

Rebounding Margin

TEAM	G	TM	OPP	MAR
Grove City	27	1078	39.9	
Thiel	25	1060	42.4	
Chatham	27	1088	40.3	
Geneva	28	1049	37.5	
WAYNESBURG	26	929	35.7	
Franciscan	24	979	40.8	
Saint Vincent	28	1023	36.5	
Westminster	24	909	37.9	
W&J	25	952	38.1	
Allegheny	25	909	36.4	
Bethany	26	965	37.1	

Scoring Margin

TEAM	G	OFF	DEF	Margin
Geneva	28	77.1	67.0	10.1
Saint Vincent	28	81.8	74.5	7.3
Chatham	27	79.1	73.6	5.5
WAYNESBURG	26	67.2	68.2	-1.0
W&J	25	78.7	80.3	-1.6
Grove City	27	66.6	68.3	-1.7
Thiel	25	69.6	73.3	-3.6
Bethany	26	83.3	87.7	-4.4
Westminster	24	72.8	72.8	-4.4
Franciscan	24	69.5	75.7	-6.2
Allegheny	25	73.2	81.8	-8.7

3 PT Field Goal Pct. Defense

TEAM	G	FG	FGA	PCT.
Geneva	28	166	554	0.300
Allegheny	25	166	521	0.319
Grove City	27	188	586	0.321
Chatham	27	152	472	0.322
W&J	25	175	540	0.324
Saint Vincent	28	136	417	0.326
Franciscan	24	144	437	0.330
WAYNESBURG	26	157	472	0.333
Thiel	25	159	470	0.338
Westminster	24	156	447	0.349
Bethany	26	209	572	0.365

Assists

TEAM	G	AST	AVG
Chatham	27	416	15.41
Geneva	28	405	14.46
W&J	25	359	14.36
Allegheny	25	340	13.60
Bethany	26	343	13.19
Saint Vincent	28	358	12.79
Grove City	27	336	12.44
Franciscan	24	292	12.17
Westminster	24	273	11.38
WAYNESBURG	26	287	11.04
Thiel	25	247	9.88

Field Goal Pct.

TEAM	G	FG	FGA	PCT.
Geneva	28	797	1664	0.479
Saint Vincent	28	827	1784	0.464
W&J	25	737	1657	0.445
WAYNESBURG	26	636	1433	0.444
Chatham	27	754	1710	0.441
Allegheny	25	661	1522	0.434
Bethany	26	769	1782	0.432
Westminster	24	655	1542	0.425
Grove City	27	694	1655	0.419
Franciscan	24	622	1572	0.396
Thiel	25	653	1704	0.383

3 PT Field Goal Made

TEAM	G	FG	AVG
Bethany	26	261	10.0
Geneva	28	257	9.2
Chatham	27	229	8.5
Allegheny	25	185	7.4
Grove City	27	162	6.0
Saint Vincent	28	161	5.8
Franciscan	24	135	5.6
W&J	25	134	5.4
Westminster	24	108	4.5
WAYNESBURG	26	115	4.4
Thiel	25	90	3.6

Steals

TEAM	G	STL	AVG
Bethany	26	268	10.31
Franciscan	24	217	9.04
W&J	25	223	8.92
Chatham	27	223	8.26
Saint Vincent	28	224	8.00
Thiel	25	195	7.80
Westminster	24	175	7.29
WAYNESBURG	26	188	7.23
Allegheny	25	163	6.52
Grove City	27	162	6.00
Geneva	28	151	5.39

Field Goal Pct. Defense

TEAM	G	FG	FGA	PCT.
Geneva	28	724	1769	40.9%
WAYNESBURG	26	613	1479	41.4%
Grove City	27	681	1626	41.9%
Westminster	24	679	1557	43.6%
W&J	25	727	1667	43.6%
Chatham	27	724	1655	43.7%
Franciscan	24	649	1481	43.8%
Allegheny	25	764	1726	44.3%
Thiel	25	651	1466	44.4%
Saint Vincent	28	784	1681	46.6%
Bethany	26	858	1812	47.4%

Offensive Rebounds

TEAM	G	REB	AVG
Thiel	25	417	16.7
Franciscan	24	342	14.3
Grove City	27	376	13.9
Chatham	27	339	12.6
Bethany	26	326	12.5
Saint Vincent	28	342	12.2
W&J	25	288	11.5
Westminster	24	250	10.4
WAYNESBURG	26	256	9.8
Allegheny	25	226	9.0
Geneva	28	221	7.9

Blocked Shots

TEAM	G	BLK	AVG
WAYNESBURG	26	121	4.65
W&J	25	115	4.60
Westminster	24	108	4.50
Bethany	26	113	4.35
Franciscan	24	94	3.92
Allegheny	25	97	3.88
Geneva	28	98	3.50
Grove City	27	90	3.33
Saint Vincent	28	89	3.18
Thiel	25	59	2.36
Chatham	27	63	2.33

SCHOOL RECORDS



Darrin Walls
Career Points Leader



Ray Robinson
Career Scoring per Game Leader



Matt Popeck
Single-Game Three-Point Leader

Individual Records

Points

Game: 45 by Ray Robinson vs. Penn State-Altoona, 1999-00
 Season: 734 by Darrin Walls, 1987-88
 Career: 2,442 by Darrin Walls, 1985-89

Scoring Average

Season: 24.8 by Vance Walker, 1989-90
 Career: 21.2 by Ray Robinson, 1998-03

Field Goals Made

Game: 19 by Darrin Walls vs. Pitt-Bradford, 1988-89
 Season: 268 by Darrin Walls, 1987-88
 Career: 906 by Darrin Walls, 1985-89

Field Goal Percentage

Game: .920 by Rob Montgomery, 11-12, vs. Westminster, 1987-88
 Career: .663 by Rob Montgomery, 1987-88

Three-Point Field Goals Made

Game: 11 by Matt Popeck vs. Stevenson, 2021-22

Three-Point Field Goals Percentage

Career: .466 by Scott Sauro, 1996-97

Free Throws Made

Game: 18 by Ray Natili vs. La Roche, 1983-84
 Career: 202 by Ray Natili, 1983-84

Free Throw Percentage

Game: 1.000 by Rob Strcula (14-14) vs. Wilmington, 1999-00
 Career: .928 by Ray Natili (159-192), 1982-83

Rebounds

Game: 33 by Ted Maczuzak vs. Carnegie Mellon, 1970-71
 Season: 380 by Ted Maczuzak, 1970-73
 Career: 1,280 by Ted Maczuzak, 1970-73

Assists

Game: 23 by Tim McConnell vs. Houghton, 1985-86
 Season: 365 by Tim McConnell, 1985-86

Blocked Shots

Game: 8 by Scott Argabrite vs. Philadelphia Bible, 1995-96

Team Records

Points

Game: 128 vs. Practical Bible, 1998-99
 By Opponent: 134 vs. Geneva, 1955-56
 Two Teams: 235 Waynesburg (108), Westminster (127), 2004-05
 Season: 3,244 in 1987-88 (35 games)
 By Opponent: 2,559 in 1987-88 (35 games)

Games

Season: 35 in 1987-88
 Most Wins: 32 in 1987-88
 Most Losses: 22 in 2009-10 and 2011-12
 Win Streak: 32 in 1987-88



SCHOOL RECORDS

ALL-TIME CAREER SCORING

Rank	Years	Name	Pos.	GP	FG	FT	Total Points
1	1985-89	Darrin Walls	G	118	863	464	2,442
2	1998-03	Ray Robinson	G	100	814	248	2,115
3	1981-85	Paul Stanley	F	111	763	365	1,916
4	1972-76	Kevin Bealko	G	91	780	256	1,891
5	1976-80	Rod Wheeler	G	98	670	378	1,718
6	1977-81	Mike Taylor	G	105	716	270	1,702
7	1972-76	Jim Keller	G	91	707	283	1,697
8	1979-82	Tim Tyler	G	114	712	260	1,684
9	1983-88	Harold Hamlin	F	99	634	363	1,675
10	1986-90	Vance Walker	G	111	602	310	1,630
11	1969-73	Ted Maczuzak	C	90	621	340	1,582
12	1973-77	Rick Trainor	F	88	621	320	1,562
13	1980-84	Ray Natili	G	116	472	601	1,545
14	2003-07	Beau Wilson	G	104	432	385	1,452
15	1975-79	Kevin Clark	F	83	510	323	1,343
16	1994-98	Warare Gladman	F	101	506	292	1,305
17	1998-02	Rob Strcula	G	91	436	216	1,282
18	1985-88	Rob Montgomery	C	91	500	263	1,263
19	1979-82	Tim Walker	F	110	457	328	1,242
20	1999-03	Aaron Ankrom	C	101	500	234	1,238
21	1994-98	Scott Sauro	G	100	517	339	1,234
22	2003-07	Jeff Nero	F	102	451	169	1,199
23	1967-71	Ed Zenewicz	G	91	493	173	1,159
24	1988-92	Joe Johnson	F	100	439	200	1,153
25	1967-71	Larry Sheffield	F	89	429	273	1,131
26	2000-04	Mike King	G	96	427	121	1,126
27	2011-15	Jason Propst	F	107	415	288	1,124
27	1947-50	George Karmarkovich	F	74	424	263	1,111
28	1983-87	Theon Hogue	F	115	450	188	1,090
29	1976-80	Mark Hozak	C	88	423	216	1,062
30	2011-15	Jacob Fleegle	F	109	384	195	1,059
31	2003-07	Marc Lodovico	G	105	374	138	1,034
32	1963-67	Bob Girardin	F	71	389	232	1,010

SINGLE-GAME SCORING

Pts	Player	Opponent	Year
45	Ray Robinson	PSU-Altoona	1999-00
44	Darrin Walls	Pitt-Bradford	1988-89
43	Vance Walker	Daemon	1989-90
42	Ray Robinson	Thiel	2002-03
42	Vance Walker	Salem	1989-90
42	Kevin Clark	Davis & Elkins	1977-78
42	Ted Maczuzak	Malone	1972-73
41	Vance Walker	Ohio-Belmont	1988-89
40	George Karmarkovich	Alderson-Broadus	1948-49
39	Larry Washington	Lake Erie	1991-92
39	Brian McMahon	Lock Haven	1970-71
38	Paul Stanley	Westminster	1984-85
38	Kevin Bealko	PSU-Behrend	1975-76
37	Vance Walker	Westminster	1988-89
37	Jim Keller	Wash. & Jeff.	1974-75
37	Ed Zenewicz	Salem	1970-71
36	Vance Walker	Saint Vincent	1989-90
36	Joe Dzurinko	Baltimore	1967-68
36	Bill Eloshway	Thiel	1961-62

ALL-TIME POINTS PER GAME AVERAGE (min. 1,000-point scored)

Rank	Years	Name	Pos.	GP	Points	Avg.
1	1998-03	Ray Robinson	G	100	2,115	21.2
2	1972-76	Kevin Bealko	G	91	1,891	20.8
3	1985-89	Darrin Walls	G	118	2,442	20.7
4	1972-76	Jim Keller	G	91	1,697	18.6
5	1973-77	Rick Trainor	F	88	1,562	17.8
6	1969-73	Ted Maczuzak	C	90	1,582	17.6
7	1976-80	Rod Wheeler	G	98	1,718	17.5
8	1981-85	Paul Stanley	F	111	1,916	17.3
9	1983-88	Harold Hamlin	F	99	1,675	16.9
10	1977-81	Mike Taylor	G	105	1,702	16.2
11	1975-79	Kevin Clark	F	83	1,343	16.2
12	1947-50	George Karmarkovich	F	74	1,111	15.0
13	1979-82	Tim Tyler	G	114	1,684	14.8



YEARLY LEADERS

SCORING LEADERS SINCE 1960

SEASON	PLAYER	GMS	PTS	AVG
1959-60	Ernie Lattanzio	19	230	12.1
1960-61	Bill Eloshway	18	283	15.7
1961-62	Bill Eloshway	20	354	17.7
1962-63	Ernie Chadderton	20	246	12.3
1963-64	Chuck Kelley	20	250	13.0
1964-65	Alan Leshor	19	334	17.6
1965-66	Dave Smith	23	388	16.8
1966-67	Bob Girardin	23	523	22.7
1967-68	Joe Dzurinko	24	337	15.3
1968-69	Larry Sheffield	24	348	14.5
1969-70	Brian McMahan	23	378	16.4
1970-71	Ed Zenewicz	23	415	18.0
1971-72	Ted Maczuzak	20	434	21.6
1972-73	Ted Maczuzak	24	437	18.2
1973-74	Kevin Bealko	21	437	20.8
1974-75	Kevin Bealko	23	501	21.8
1975-76	Kevin Bealko	23	501	21.8
1976-77	Rick Trainor	21	446	21.2
1977-78	Kevin Clark	23	474	20.6
1978-79	Rod Wheeler	25	498	19.9
1979-80	Rod Wheeler	29	540	18.6
1980-81	Mike Taylor	30	544	18.8

SEASON	PLAYER	GMS	PTS	AVG	SEASON	PLAYER	GMS	PTS	AVG
1981-82	Tim Tyler	26	412	15.8	2004-05	Beau Wilson	26	324	12.5
1982-83	Paul Stanley	29	475	16.4	2005-06	Beau Wilson	27	460	17.0
1983-84	Ray Natili	31	524	16.9	2006-07	Beau Wilson	24	374	15.6
1984-85	Paul Stanley	28	608	21.7	2007-08	Tim Drakeley	25	533	21.3
1985-86	Darrin Walls	28	481	17.2	2008-09	Dan Happe	25	345	13.8
1986-87	Darrin Walls	29	629	21.7	2009-10	Jeff Young	11	107	9.7
1987-88	Darrin Walls	35	734	20.9	2010-11	Jeff Young	26	268	10.3
1988-89	Darrin Walls	26	598	23.0	2011-12	Larry Alexander	27	270	10.0
1989-90	Vance Walker	26	644	24.8	2012-13	Jason Propst	27	344	13.8
1990-91	Joe Johnson	24	338	14.1	2013-14	Jason Propst	26	295	11.3
1991-92	Joe Johnson	23	306	13.3	2014-15	Jason Propst	28	308	11.0
1992-93	Shane Bertovich	22	346	15.7	2015-16	BJ Durham	26	389	15.0
1993-94	Shane Bertovich	19	270	14.2	2016-17	Jon Knab	25	399	16.0
1994-95	David Marshall	22	260	11.3	2017-18	Jon Knab	26	430	16.5
1995-96	Scott Argabrite	26	403	15.6	2018-19	Matt Popeck	21	350	16.7
1996-97	Scott Sauro	25	403	16.1	2019-20	Isaiah Alonzo	26	377	14.5
1997-98	Warare Gladman	27	435	16.1	2020-21	Isaiah Alonzo	9	174	19.3
1998-99	Ray Robinson	24	444	18.5	2021-22	Matt Popeck	25	518	20.7
1999-2000	Ray Robinson	24	528	22.0	2022-23	Matt Popeck	19	322	16.9
2000-01	Rob Strcula	25	509	20.4	2023-24	Antone Baker	26	465	17.9
2001-02	Ray Robinson	27	541	20.0					
2002-03	Ray Robinson	25	602	24.1					
2003-04	Mike King	27	400	14.8					

WAYNESBURG

B A S K E T B A L L



YEARLY LEADERS

REBOUNDING LEADERS SINCE 1959-60

YEAR	PLAYER	GMS	REB	AVG
1959-60	Jack Barclay	19	231	12.1
1960-61	Jack Barclay	20	277	13.8
1961-62	Jerry Washington	19	100	5.2
1962-63	Chuck Kelley	20	145	7.2
1963-64	Chuck Kelley	20	209	10.5
1964-65	Chuck Kelley	19	229	12.5
1965-66	Dave Smith	23	295	13.4
1966-67	John Kompka	23	216	9.4
1967-68	Larry Sheffield	24	172	7.2
1968-69	Larry Sheffield	24	195	8.1
1969-70	Ted Maczuzak	23	260	11.3
1970-71	Ted Maczuzak	23	364	15.8
1971-72	Ted Maczuzak	20	276	13.8
1972-73	Ted Maczuzak	24	380	15.8
1973-74	Rick Trainor	21	228	10.9
1974-75	Rick Trainor	23	318	13.8
1975-76	Rick Trainor	23	300	13.0
1976-77	Rick Trainor	21	197	9.4
1977-78	Kevin Clark	23	202	8.8
1978-79	Mark Hozak	25	243	9.7
1979-80	Mark Hozak	28	308	11.0
1980-81	Paul Epps	30	247	8.2
1981-82	Tim Walker	26	313	8.1
1982-83	Tim Walker	29	214	7.3
1983-84	Roosevelt Kirby	31	351	11.3
1984-85	Harold Hamlin	28	234	8.4
1985-86	Theron Hogue	29	236	8.1
1986-87	Rob Montgomery	28	230	8.2
1987-88	Rob Montgomery	35	303	8.7
1988-89	Vance Walker	26	200	7.7
1989-90	Vance Walker	26	244	9.4
1990-91	Heath McCrommon	23	208	9.0
1991-92	Joe Johnson	23	204	8.9
1992-93	Shane Bertovich	22	203	9.2
1993-94	Shane Bertovich	19	163	8.6
1994-95	Warare Gladman	23	227	9.9
1995-96	Scott Argabrite	26	268	10.3
1996-97	Scott Argabrite	25	286	11.4
1997-98	Warare Gladman	27	264	9.7
1998-99	Erik Smith	25	208	8.3
1999-2000	Aaron Ankrom	24	172	7.2
2000-01	Don Frazier	25	238	9.5
2001-02	Aaron Ankrom	27	222	8.2
2002-03	Aaron Ankrom	25	203	8.1
2003-04	Jeff Nero	27	140	5.2
2004-05	Jeff Nero	26	135	5.2
2005-06	Ryan Bujnowski	27	168	6.2
2006-07	Jeff Nero	23	127	5.5
2007-08	Josh Parisi	25	176	7.0
2008-09	Jeff Young	24	110	4.6
2009-10	Jeff Young	11	73	6.6
2010-11	Jeff Young	26	160	6.2
2011-12	Kurt Bonnet	27	115	4.3
2012-13	Jason Propst	27	183	7.3
2013-14	Jason Propst	26	62	6.2
2014-15	Kenny Klase	29	133	4.6
2015-16	DJ Richie	26	189	7.2
2016-17	Jon Knab	25	128	5.1
2017-18	Kendall Paige	26	138	5.3

2018-19	Brennan Smith	26	147	5.7
2019-20	Isaiah Alonzo	26	197	7.6
2020-21	Isaiah Alonzo	9	90	10.0
2021-22	Nikon Kirkman	27	255	9.4
2022-23	Antone Baker	22	201	9.1
2023-24	Jaylen Davis	26	212	8.2

ASSISTS LEADERS SINCE 1995-96

YEAR	PLAYER	GMS	AST	AVG
1995-96	Scott Sauro	26	146	5.6
1996-97	Scott Sauro	25	174	7.0
1997-98	Scott Sauro	27	157	5.8
1998-99	Rob Strcula	19	103	5.4
1999-2000	Rob Strcula	20	127	6.4
2000-01	Mike King	23	125	5.4
2001-02	Mike King	27	102	3.8
2002-03	Beau Henderson	25	148	5.9
2003-04	Beau Wilson	27	93	3.4
2004-05	Marc Lodovico	26	83	3.2
2005-06	Beau Wilson	27	82	3.0
2006-07	Marc Lodovico	25	60	2.4
2007-08	Jered Gamble	25	101	4.0
2008-09	Jason Clark	25	62	2.5
2009-10	Ben Altmeyer	24	58	2.4
2010-11	Nick Herman	26	66	2.5
2011-12	Aaron Cromwell	27	48	1.8
2012-13	Casey Hope	27	46	1.7
2013-14	Byrum Louco	27	46	1.7
2014-15	Jacob Fleegele	29	57	2.0
2015-16	Nate Labishak	26	66	2.5
2016-17	Timmy Kaiser	25	84	3.4
2017-18	Frank Bozicevic	26	59	2.3
2018-19	Frank Bozicevic	26	54	2.1
2019-20	Brennan Smith	26	60	2.3
2020-21	Bryson Wilt	10	23	2.3
2021-22	Jansen Knotts	27	70	2.6
2022-23	Bryson Wilt	23	42	1.8
2023-24	Jansen Knotts	26	50	1.9

STEALS LEADERS SINCE 1995-96

YEAR	PLAYER	GMS	STL	AVG
1995-96	Scott Argabrite	26	51	2.0
1996-97	Scott Sauro	25	63	2.5
1997-98	Warare Gladman	27	58	2.1
1998-99	Ray Robinson	24	48	2.0
1999-2000	Rob Strcula	20	53	2.7
2000-01	Rob Strcula	25	66	2.6
2001-02	Ray Robinson	27	47	1.7
	Rob Strcula	27	47	1.7
2002-03	Beau Henderson	25	67	2.7
2003-04	Mike King	27	60	2.2
2004-05	Jeff Nero	26	59	2.3
2005-06	Jeff Nero	26	60	2.3
2006-07	Beau Wilson	24	68	2.8
2007-08	Jered Gamble	25	61	2.4
2008-09	Jason Clark	25	38	1.5
2009-10	Erik Noone	24	41	1.7
2010-11	Jeff Young	26	37	1.4
2011-12	Patrick Crawford	26	32	1.2
2012-13	Thomas Ellis	27	32	1.2
2013-14	BJ Durham	27	38	1.4

2014-15	Byrum Louco	29	41	1.2
2015-16	BJ Durham	26	40	1.5
2016-17	Jon Knab	25	26	1.0
	Marcus Wallace	25	24	1.0
2017-18	Frank Bozicevic	26	42	1.6
2018-19	Frank Bozicevic	26	48	1.8
2019-20	Frank Bozicevic	26	56	2.2
2020-21	Bryson Wilt	10	16	1.6
2021-22	Bryson Wilt	27	50	1.9
2022-23	Antone Baker	22	30	1.4
2023-24	Antone Baker	26	45	1.7




BLOCKS LEADERS SINCE 1995-96

YEAR	PLAYER	GMS	BLK	AVG
1995-96	Scott Argabrite	26	83	3.2
1996-97	Scott Argabrite	25	76	3.0
1997-98	Andy Lazzor	27	54	2.0
1998-99	Andy Lazzor	25	71	2.8
1999-2000	Aaron Ankrom	24	31	1.3
2000-01	Don Frazier	25	54	2.2
2001-02	Aaron Ankrom	27	32	1.2
2002-03	Jake Marcoux	23	30	1.3
2003-04	Jeff Nero	27	26	1.0
2004-05	Jeff Nero	26	29	1.1
2005-06	Jeff Nero	26	20	0.8
2006-07	Josh Parisi	25	37	1.5
2007-08	Josh Parisi	25	23	0.9
2008-09	Colby Grubich	25	20	0.8
2009-10	Erik Noone	24	22	0.9
2010-11	Jeff Young	26	20	0.8
2011-12	Jason Propst	27	28	1.0
2012-13	Jason Propst	27	17	0.7
2013-14	Jason Propst	26	37	1.4
2014-15	Jason Propst	28	19	0.8
2015-16	Nate Labishak	26	13	0.5
2016-17	Brennan Smith	22	17	0.8
2017-18	Ben Vitovich	26	44	1.7
2018-19	Brennan Smith	26	16	0.6
2019-20	Isaiah Alonzo	26	24	0.9
2020-21	Bryson Wilt	10	13	1.3
2021-22	Antone Baker	24	14	0.6
2022-23	Antone Baker	22	32	1.5
2022-24	Antone Baker	26	49	1.9



COACHING RECORDS



Rudy Marisa

BY WINS

COACH	SEASONS	GAMES	W-L	PCT.
Rudy Marisa	34	865	565-300	.653
Frank N. Wolf	17	348	207-141	.595
Mark Christner	9	240	88-152	.367
Frank Ferraro	7	179	64-115	.357
Frank Gustine	3	67	45-22	.672
Roy Easterday	4	70	40-30	.571
Tim Fusina	5	88	40-70	.364
J.R. Haddock	2	60	28-32	.467
Mo Scarry	3	66	19-47	.288
Roger Joorgensen	1	22	15-7	.682
Ray Welsh	1	22	14-8	.636
Peter Mazzaferro	4	80	14-66	.175
F. Stewart	1	20	13-7	.650
Hal King	3	71	12-59	.169
Camden Sims	1	17	8-9	.471

CHRONOLOGICAL

YEARS	COACH	SEASONS	GAMES	W-L	PCT.
1920-21	Camden Sims	1	17	8-9	.471
1921-23; 28-43	Frank N. Wolf	17	348	207-141	.595
1923-24	F. Stewart	1	20	13-7	.650
1924-28	Roy Easterday	4	70	40-30	.571
1946-47	Ray Welsh	1	22	14-8	.636
1947-50	Frank Gustine	3	67	45-22	.672
1950-51	Roger Joorgensen	1	22	15-7	.682
1951-53	J.R. Haddock	2	60	28-32	.467
1953-59	Ray Williams	6	108	26-82	.241
1959-63	Peter Mazzaferro	4	80	14-66	.175
1963-66	Mo Scarry	3	66	19-47	.288
1966-69	Hal King	3	71	12-59	.169
1969-2003	Rudy Marisa	34	865	565-300	.653
2003-2010	Frank Ferraro	7	179	64-115	.400
2010-2019	Mark Christner	9	240	88-152	.367
2019-present	Tim Fusina	5	110	40-70	.364
1920-present	16 coaches	101	2345	1,198-1,147	.511



SERIES RECORDS

TEAM	FIRST GAME	LAST GAME	TOTAL GAMES	W-L	TEAM	FIRST GAME	LAST GAME	TOTAL GAMES	W-L
Adrian	1924-25	1929-30	3	3-0	Franciscan	2006-07	2023-24	16	14-2
Akron	1937-38	1938-39	2	1-1	Franklin	1920-21	1920-21	1	0-1
Alderson-Broadbudd	1924-25	1982-83	29	18-11	Franklin Pierce	1987-88	1987-88	1	1-0
Alfred	1925-26	1997-98	5	3-2	Fredonia	2018-19	2019-20	2	1-1
Allegheny	1922-23	2023-24	16	5-11	Frostburg State	1938-39	2015-16	80	49-31
Alliance	1948-49	1985-86	22	20-2	Gallaudet	2005-06	2006-07	2	2-0
Alma	2014-15	2015-16	2	1-1	Gannon	1954-55	1961-62	6	0-6
Altoona	1930-31	1930-31	1	1-0	Geneva	1922-23	2023-24	156	64-92
Ashland	1967-68	1968-69	3	0-3	Gettysburg	1930-31	1999-00	2	1-1
Atlantic Christian	1985-86	1985-86	1	0-1	Glennville State	1920-21	2008-09	19	12-7
Averett	1994-95	1994-95	1	1-0	Grand Canyon	1987-88	1987-88	1	0-1
Baldwin-Wallace	2010-11	2011-12	2	0-2	Greenville	2017-18	2017-18	1	1-0
Baltimore	1947-48	1967-68	6	4-2	Grove City	1921-22	2023-24	109	44-65
Baptist Bible	1979-80	1979-80	1	1-0	Gwynedd Mercy	1995-96	1995-96	1	1-0
Beloit	1948-49	1948-49	1	0-1	Fredonia	2017-18	2017-18	1	0-1
Bethany	1920-21	2023-24	129	55-74	Heidelberg	2011-12	2011-12	1	0-1
Blackburn	1956-57	1956-57	1	0-1	Heinz House	1920-21	1925-26	4	4-0
Bliss	1959-60	1959-60	1	1-0	High Point	1929-30	1929-30	1	1-0
Bluefield State	1987-88	1987-88	1	0-1	Hilbert	1999-00	2018-19	5	2-3
Bridgewater	1990-91	1999-00	2	0-2	Hiram	1996-97	2021-22	6	4-2
Bucknell	1947-48	1948-49	2	2-0	Holbrook	1934-35	1936-37	2	2-0
Buffalo	1946-47	1949-50	4	4-0	Hood	2004-05	2023-24	8	0-8
Butler YMCA	1927-28	1929-30	2	0-2	Houghton	1985-86	1989-90	8	7-1
Cabrini	2007-08	2008-09	2	1-1	Indiana	1941-42	1982-83	17	11-6
California	1920-21	1990-91	75	34-41	John Carroll	2019-20	2019-20	1	0-1
Calvin	2014-15	2015-16	2	0-2	Johnstown YMCA	1930-31	1930-31	1	1-0
Canisius	1927-28	1927-28	1	0-1	Juniata	1921-22	2006-07	12	8-4
Canonsburg Collegian	1923-24	1923-24	1	1-0	Kearney State	1986-87	1986-87	1	1-0
Capital	1968-69	1968-69	1	0-1	Kent State	1948-49	1948-49	2	1-1
Carlisle Indians	1926-27	1926-27	1	0-1	Kenyon	1991-92	2022-23	8	1-7
Carmichaels AC	1922-23	1924-25	5	5-0	Keuka	1986-87	1987-88	3	3-0
Carnegie Mellon	1921-22	1982-83	58	28-30	Lake Erie	1990-91	2000-01	20	16-4
Case	1932-33	2011-12	2	1-1	Lancaster Bible	2002-03	2002-03	2	2-0
Caslin	1928-29	1928-29	1	1-0	La Roche	1977-78	2011-12	41	29-12
Catholic	2015-16	2015-16	1	0-1	Lebanon Valley	1997-98	1997-98	1	0-1
Cedarville	1980-81	1987-88	2	2-0	Lincoln	1990-91	2000-01	6	3-3
Centenary	1995-96	1996-97	2	1-1	Lock Haven	1946-47	1985-86	7	4-3
Charleroi Firemen	1923-24	1923-24	1	1-0	Lycoming	1996-97	2000-01	3	0-3
Charleroi School	1921-22	1922-23	2	2-0	Malone	1970-71	2019-20	8	3-5
Charleston	1987-88	1987-88	1	0-1	Manchester	2004-05	2004-05	1	0-1
Chatham	2015-16	2023-24	18	5-13	Mansfield	1985-86	1985-86	1	1-0
Cheropody	1937-38	1937-38	1	1-0	Marietta	1922-23	2014-15	31	7-24
Clarion	1965-66	2009-10	6	0-6	McKeesport YMCA	1925-26	1925-26	1	1-0
Columbia Union	1990-91	1990-91	1	0-1	Medaille	1979-80	2002-03	5	5-0
Community House	1927-28	1927-28	1	0-1	Mercyhurst	1978-79	1980-81	4	4-0
Concord	1951-52	1951-52	1	1-0	Millersville	1952-53	1953-54	2	2-0
Connellsville AC	1926-27	1926-27	1	0-1	Minnesota-Duluth	1987-88	1987-88	1	1-0
D'Youville	1998-99	2000-01	7	6-1	Molloy	1991-92	1991-92	1	1-0
Daemen	1980-81	1989-90	9	7-2	Monmouth	1931-32	1931-32	1	1-0
Davis & Elkins	1929-30	2001-02	48	27-21	Mount Aloysius	2001-02	2013-14	8	7-1
Defiance	1990-91	1990-91	1	0-1	Mount St. Joseph	2018-19	2018-19	1	0-1
Denver	1983-84	1983-84	1	1-0	Mount St. Mary's	1929-30	1930-31	2	1-1
DeSales	2001-02	2001-02	1	0-1	Mount Vernon	1979-80	1980-81	4	4-0
Dickinson	1972-73	2004-05	2	1-1	Mount Union	1959-60	2011-12	6	3-3
Dordt	1987-88	1987-88	1	1-0	Muskingum	1920-21	2021-22	20	5-15
Drury	1984-85	1988-89	2	0-2	National Aggies	1957-58	1957-58	1	1-0
Duquesne	1921-22	1950-51	34	6-28	Navy	1921-22	1921-22	1	0-1
Dyke	1991-92	1992-93	2	1-1	Neumann	2002-03	2002-03	1	0-1
Edinboro	1929-30	1967-68	4	0-4	Niagara	1941-42	1941-42	1	0-1
Fairmont State	1920-21	1986-87	27	23-4	North Central	1992-93	1992-93	1	0-1
Findlay	1990-91	1990-91	1	0-1	North Park Univ.	2018-19	2018-19	1	0-1
Fort Hayes	1983-84	1983-84	1	0-1	Notre Dame (Ohio)	2002-03	2008-09	5	2-3



SERIES RECORDS



GAME	FIRST GAME	LAST GAME	TOTAL GAMES	W-L	TEAM	FIRST GAME	LAST GAME	TOTAL GAMES	W-L
Oberlin	1997-98	2021-22	4	1-3	Wash. & Jeff.	1921-22	2023-24	122	58-64
Ohio-Belmont	1988-89	1991-92	4	4-0	Webster Hall	1927-28	1927-28	1	1-0
Ohio-Eastern	1992-93	2002-03	12	11-1	Wells (N.Y.)	2012-13	2013-14	2	2-0
Ohio Valley	1991-92	1992-93	2	1-1	Wellsburg Rexall	1920-21	1920-21	1	0-1
Olivet	1999-00	1999-00	1	0-1	West Chester	1939-40	1939-40	1	1-0
Otterbein	2016-17	2021-22	3	0-3	West Liberty State	1940-41	1989-90	50	23-27
Penn State	1930-31	1931-32	2	1-1	West Virginia	1922-23	1954-55	17	5-12
Penn State-Allegheny	2009-10	2009-10	1	0-1	West Virginia State	1986-87	1986-87	2	0-2
Penn State-Altoona	1998-99	2013-14	16	10-6	West Virginia Tech	1951-52	1988-89	3	1-2
Penn State-Beaver	2007-08	2011-12	6	4-2	West Virginia Wesleyan	1920-21	1989-90	40	26-14
Penn State-Behrend	1972-73	2022-23	42	30-12	Western Maryland	1993-94	1993-94	1	1-0
Penn State-Fayette	2005-06	2012-13	3	3-0	Western Seminary	1921-22	1921-22	1	1-0
Penn State-Harrisburg	1992-93	1992-93	1	1-0	Westinghouse Apprentice	1920-21	1953-54	10	7-3
Penn State-McKeesport	2003-04	2004-05	3	3-0	Westminster	1921-22	2023-24	181	67-114
Penn State-New Kensington	2004-05	2006-07	3	3-0	Wheeling	1946-47	1987-88	39	21-18
Philadelphia Bible	1995-96	1996-97	2	2-0	Wheeling YMCA	1920-21	1920-21	1	1-0
Pitt-Bradford	1981-82	2023-24	23	20-3	Whitman	2017-18	2017-18	1	0-1
Pitt-Greensburg	1997-98	2023-24	18	12-6	Whitworth	2017-18	2017-18	1	0-1
Pitt-Johnstown	1970-71	1982-83	7	4-3	Widener	1985-86	2001-02	2	1-1
Pittsburgh	1921-22	1940-41	4	3-1	Wilkes	1983-84	1994-95	2	1-1
Point Park	1968-69	1995-96	37	21-16	Willigs	1933-34	1933-34	2	0-2
Potomac State	1938-39	1957-58	3	3-0	Wilmington	1996-97	2014-15	4	2-2
Practical Bible	1998-99	1998-99	1	1-0	Wittenberg	2014-15	2014-15	1	1-0
Quantico Marines	1946-47	1946-47	1	1-0	Wisconsin-Eau Claire	1980-81	1980-81	1	0-1
Randolph-Macon	1962-63	1962-63	1	0-1	Wooster	1963-64	1963-64	1	0-1
Regis	2011-12	2011-12	1	1-0	Wright State-Lake	2017-18	2017-18	1	1-0
RPI	2018-19	2018-19	1	0-1	Youngstown State	1934-35	1948-49	9	4-5
Richard Stockton	2004-05	2004-05	1	0-1					
Rio Grande	1987-88	1990-91	3	2-1					
Rochester	2016-17	2016-17	1	0-1					
Rochester Institute of Tech.	2010-11	2010-11	1	0-1					
Rutgers-Camden	2001-02	2001-02	1	1-0					
Rutgers-Newark	2003-04	2003-04	1	0-1					
Saint Bonaventure	1922-23	1949-50	4	1-3					
Saint Francis	1920-21	1968-69	21	10-11					
Saint John Fisher	1991-92	1998-99	3	1-2					
Saint Mary's	1983-84	1983-84	1	1-0					
Saint Vincent	1928-29	2023-24	144	69-74					
Salem	1920-21	1989-90	21	15-6					
Salisbury	2003-04	2006-07	2	0-2					
Second Army	1949-50	1949-50	1	1-0					
Shawnee State	1993-94	1993-94	1	0-1					
Shepherd	1970-71	1971-72	2	1-1					
Slippery Rock	1921-22	1979-80	20	15-5					
Southern Maine	1994-95	1994-95	1	1-0					
Southern Virginia	2005-06	2006-07	2	1-1					
Springfield Lutheran	1934-35	1934-35	1	1-0					
Stevenson	2021-22	2021-22	1	1-0					
Steubenville	1953-54	1978-79	7	2-5					
SUND-Valley City	1986-87	1986-87	1	1-0					
Swarthmore	1999-00	2003-04	2	1-1					
Thiel	1921-22	2023-24	102	55-47					
Third Lutheran	1933-34	1933-34	1	1-0					
Thomas More	1987-88	2018-19	30	6-24					
Uniontown AC	1922-23	1923-24	2	2-0					
Upsala	1947-48	1949-50	2	2-0					
Urbana	1986-87	1998-99	3	1-2					
Ursinus	2015-16	2015-16	1	0-1					
Valley Forge	1992-93	2000-01	5	4-1					
Vassar	2016-17	2016/17	1	0-1					
Villanova	1939-40	1947-48	2	0-2					
Walsh	1967-68	1969-70	4	2-2					



NAIA FINAL FOUR

Then known as Waynesburg College, the Yellow Jackets were a slam-dunk for the local basketball fans in the 1980's. From the standing-room only crowds to the exciting trips to Kansas City, Waynesburg became a college basketball landmark. As many followers came out to celebrate the roundball juggernaut, the Yellow Jackets catapulted the game to a new level. And the 1987-88 team was proof. Waynesburg burst into the national spotlight by reaching the NAIA Final Four at Kansas City's Kemper Arena with a record of 32-1. The road to the NAIA Tournament pitted wins over Franklin Pierce, Minnesota-Duluth and Dordt, to set up a clash with Grand Canyon in the national semifinal game. The game was nationally televised on ESPN, as announcer Dick Vitale made the call. First-Team All-American Darrin Walls led the attack, with a supporting cast of the likes of first team all-district center Rob Montgomery, point guard Shawn McCallister, forward Harold Hamlin, and guard Vance Walker. Walls remains the school's all-time leading scorer with 2,442 points, while Montgomery, Hamlin and Walker are members of the 1,000-point club. The Jackets suffered defeat against Grand Canyon, 108-

106, on a last-second field goal to end the game. But the loss did not take anything away from the most decorated Waynesburg College team of the decade. Waynesburg sported the second-best winning percentage of all NAIA teams in the 1980's, as the Jackets finished the decade winning 82 percent of their games, second only to St. Thomas Aquinas (N.Y.). The Jackets spent 15 straight seasons in the District 18 playoffs and had six consecutive berths in the NAIA tournament as district champs. The standard of excellence maintained by head coach Rudy Marisa had the Jackets winning 70 of 71 home games leading up to 1988, and a five-year record of 131-21 from 1983-1988. Marisa guided the Jackets into his fourth decade as head coach. The 2002-2003 season marked Marisa's 34th and final season with the team, before he announced his retirement in September of 2003. With 565 career wins, Marisa was ranked 17th among all active NCAA coaches and 53rd overall, and ranked in the top 10 in Division III coaching wins. He is the namesake of Waynesburg's home gymnasium.





UNIVERSITY PROFILE



Founded in 1849 by the Cumberland Presbyterian Church, Waynesburg University is located on a traditional campus in the hills of southwestern Pennsylvania, with three adult centers located in the Pittsburgh region. The University is a member of the Council for Christian Colleges and Universities (CCCU) and is one of only 23 Bonner Scholar schools in the country, offering local, regional and international opportunities to touch the lives of others through service.

Offering undergraduate, graduate and doctoral programs, Waynesburg University designs its curriculum to meet the needs of today's students. Undergraduates can choose among more than 70 programs of study, including the traditional liberal arts such as English, history, biology, and more, and innovative fields such as athletic training, biblical ministries, computer forensics, criminal justice, forensic science, marine biology, nursing, sports information, sports management, and many others.

The University's Graduate and Professional Studies Program, located at three convenient centers in the immediate Pittsburgh region, offers accelerated, evening programs geared for adult students in the fields of business, nursing, education, and counseling psychology.

The University's total enrollment is approximately 2,500 students, including over 1,500 undergraduates on the Waynesburg campus and over 800 graduate and professional studies students. Waynesburg students enjoy personalized attention from highly qualified faculty, a well-rounded liberal arts curriculum, state-of-the-art facilities, a networked campus with wireless Internet in academic and recreational settings, and Internet access in all residence hall rooms.

The beautiful campus includes an award-winning campus center, performing arts center, and several new, apartment-style residence halls. New additions to campus include a recently constructed Center for Research and Economic Development, modern additions to the dining hall and library, and a new fitness center that is accessible to students, faculty and alumni. The latest edition to the campus landscape is the magnificent Roberts Chapel. Completed in 2011, the chapel seats around 600 individuals and has become the centerpiece of the Waynesburg University landscape.

A Waynesburg University education not only con-

nects the theoretical and the practical, it also connects the world of ideas with a commitment to serving others. Every student engages in service through personal experiences and specific courses under the guidance of faculty mentors. High school students who are actively involved in community service can qualify for the Bonner Scholars program, which provides scholarship assistance for those who commit to weekly volunteer service.

The University's commitment to service learning and service leadership includes national and international mission and service trips. Participating in these experiences broadens students' perspectives and education.

To learn more, visit the University website: www.waynesburg.edu

Or call toll-free:

1-800-225-7393

Waynesburg University
51 West College Street
Waynesburg, PA 15370



Miller Hall