



# *BEARS MEN'S BASKETBALL*

# RECORD BOOK

2023-24

The UAA.....	2
UAA Record Book.....	3
Bear Record Book.....	4-8
Honors & Awards.....	9-10
Lopata Classic .....	11-12
Year-by-Year Results .....	13-21
National Championships .....	22-23
Coaching Records.....	24
NCAA Tournament .....	25-31
Field House .....	32
Series Records.....	33-34
All-Time Roster .....	35-36



# University Athletic Association

The formation of the University Athletic Association (UAA) is a bold statement of what college athletics can and should be—that it is highly desirable and possible for a group of committed institutions to conduct a broad-based program of intercollegiate athletics for men and women; to compete with like academic institutions spread over geographically expansive areas; and to seek excellence in athletics while maintaining a perspective that holds the student-athlete and the academic mission of the institution as the center of focus.

The University Athletic Association, which is in its 34th year, is a significant expression of the principle that the provision of a high-quality college athletic experience is worth the commitment required of an institution. It is worthwhile not only because it benefits the entire campus community and, in turn, the institution itself.

Perhaps more importantly, the UAA is a strong statement that the success of intercollegiate athletics is wholly dependent upon institutional integrity and the ability of institutions to complete the full integration of athletics into the academic fiber of higher education.

Members of the UAA share the belief that academic excellence and athletic excellence are not mutually exclusive. Implicit in this belief are several sets of assumptions. The first is that the academic enterprise is the primary element. Student-athletes are just that—students first and athletes second.

The second set of assumptions has to do with athletic excellence. Athletic excellence is not to be confused with a win-at-all costs attitude. It properly relates to the caliber of experience offered to students who participate in intercollegiate athletics.

UAA institutions have captured 56 NCAA national team championships since the league’s inception in 1987-88 —23 (10 volleyball, five women’s basketball, two men’s basketball, one men’s tennis, two women’s cross county, one women’s indoor track & field, one women’s outdoor track & field, one women’s soccer) by Washington University.

Brandeis University, Carnegie Mellon University, Case Western Reserve University, University of Chicago, Emory University, New York University, University of Rochester and Washington University compete for the women’s soccer championship.

The University Athletic Association (UAA) sponsors competition in 23 sports—12 for men and 11 for women. Competition is in several forms. Among these are round-robin play, round-robin tournaments, round-robin tournaments followed by a single elimination round, and championship meets or tournaments.

## UAA History Book

<b>UAA CHAMPION</b>	
1987-88 .....	Washington University
1988-89 .....	Emory University
1989-90 .....	Emory University
1990-91 .....	Washington University
1991-92 .....	University of Rochester
1992-93 .....	New York University
1993-94 .....	New York University
1994-95 .....	Washington University
1995-96 .....	Washington University
1996-97 .....	University of Chicago
1997-98 .....	University of Chicago
1998-99 .....	Washington University
1999-00 .....	University of Chicago
2000-01 .....	University of Chicago
2001-02 .....	Washington University
2002-03 .....	Washington University
2003-04 .....	University of Rochester
2004-05 .....	University of Rochester
2005-06 .....	Carnegie Mellon University
2006-07 .....	Washington University
	University of Chicago
2007-08 .....	University of Chicago
2008-09 .....	Washington University
2009-10 .....	Washington University
2010-11 .....	University of Rochester
2011-12 .....	Washington University
2012-13 .....	Washington University
	University of Rochester
	Emory University
2013-14 .....	Washington University
2014-15 .....	Emory University
2015-16 .....	Emory University
2016-17 .....	Washington University
2017-18 .....	Washington University
2018-19 .....	Emory University
2019-20 .....	Washington University
	Emory University
2020-21 .....	No Team Champion
2021-22 .....	Emory University
2022-23 .....	Case Western Reserve University
<b>UAA PLAYER OF THE YEAR</b>	
1987-88 .....	Kevin Suiter, WashU
1988-89 .....	Tim Garrett, Emory
1989-90 .....	Tim Garrett, Emory
1990-91 .....	Chris Fite, Rochester
1991-92 .....	Chris Fite, Rochester
1992-93 .....	Charlie Borsheim, WashU
1993-94 .....	Adam Crawford, New York
1994-95 .....	Kevin Folkl, WashU
1995-96 .....	Brent Dalrymple, WashU
1996-97 .....	Jamar Milsap, Rochester
1997-98 .....	Jesse Determann, New York
1998-99 .....	Chris Alexander, WashU
	Andy Strommen, Chicago
1999-00 .....	Derek Reich, Chicago
2000-01 .....	Derek Reich, Chicago
2001-02 .....	Derek Reich, Chicago
2002-03 .....	Derek Reich, Chicago
2003-04 .....	Seth Hauben, Rochester
2004-05 .....	Seth Hauben, Rochester
2005-06 .....	Jason Boone, New York
	Nate Maurer, Carnegie Mellon
2006-07 .....	Troy Ruths, Washington U.
2007-08 .....	Nate Hainje, Chicago
2008-09 .....	Aaron Thompson, WashU
2009-10 .....	Sean Wallis, WashU
2010-11 .....	John DiBartolomeo, Rochester
2011-12 .....	Dylan Richter, WashU
2012-13 .....	John DiBartolomeo, Rochester
2013-14 .....	Chris Klimek, WashU
2014-15 .....	Alex Foster, Emory
2015-16 .....	Evan Kupferberg, New York
2016-17 .....	Sam Borst-Smith, Rochester
2017-18 .....	Andrew Sanders, WashU
2018-19 .....	Ryan Clamange, Rochester
2019-20 .....	Jack Nolan, Washington U.
	Matthew Schnier, Emory
2020-21 .....	Player of the Year
2021-22 .....	Matthew Schnier, Emory
2022-23 .....	Mitch Prendergast, CWRU



## UAA Team Records

<b>Points</b>	
Game.....	132, WashU vs. Emory (2/14/93)
Season .....	1,305, Emory (2018-19)
<b>Field Goals Made</b>	
Game.....	47, NYU vs. Brandeis (1/22/93)
Season .....	497, Emory (1989-90)
<b>Field Goals Attempted</b>	
Game.....	95, Emory vs. Rochester (2/17/91)
Season .....	1,018, CWRU (2015-16)
<b>Field Goal Percentage</b>	
Game.....	.68.2, WashU vs. Rochester (1/2/91)
Season .....	.50.7, WashU (1992-93)
<b>Three Pointers Made</b>	
Game.....	18, CWRU vs. Brandeis (1/26/18)
.....	18, Rochester vs. CWRU (1/22/16)
Season .....	162, CWRU (2015-16)
<b>Three Pointers Attempted</b>	
Game.....	46, CWRU vs. Rochester (2/19/17)
Season .....	452, CWRU (2015-16)
<b>Three Point Field Goal Percentage</b>	
Game.....	86.7, Brandeis vs. WashU (2/23/97)
Season .....	48.2, Johns Hopkins (1989-90)
<b>Free Throws Made</b>	
Game.....	46, WashU vs. Emory (2/12/06)
Season .....	289, WashU (1996-97)
<b>Free Throws Attempted</b>	
Game.....	59, WashU vs. Emory (2/12/06)
Season .....	411, WashU (1998-99)
<b>Free Throw Percentage</b>	
Game.....	96.2, NYU vs. WashU (2/2/01)
.....	96.2, Emory vs. Chicago (1/4/91)
Season .....	83.0, Rochester (2012-13)
<b>Total Rebounds</b>	
Game .....	64, Emory vs. CMU (2/15/02)
Season .....	639, WashU (1999-00)
<b>Offensive Rebounds</b>	
Game .....	34, Rochester vs. Emory (2/11/89)
Season .....	244, Emory (1988-89)
<b>Defensive Rebounds</b>	
Game .....	43, Johns Hopkins vs. CWRU (1/3/94)
.....	43, Chicago vs. CWRU (1/20/91)
Season .....	446, WashU (1999-00)
<b>Assists</b>	
Game.....	31, Emory, vs. Carnegie Mellon, 1-16-93
Season .....	292, WashU (2017-18)
<b>Steals</b>	
Game.....	24, Emory vs. CWRU (1/11/03)
.....	WashU vs. CWRU (2/8/02)
Season .....	163, WashU (2002-03)
<b>Blocked Shots</b>	
Game.....	15, Brandeis vs. Emory (2/7/92)
Season .....	98, WashU (1999-00)

## UAA Individual Records

<b>Points</b>	
Game.....	49, Matt Johnson, Chicago (1/27/12)
Season .....	347, Matthew Schner, Emory (2021-22)
<b>Field Goals Made</b>	
Game.....	16 (8 times)- most recently Dom Cristiano, NYU (1/27/19)
Season .....	140, Matthew Schner, Emory (2021-22)
<b>Field Goals Attempted</b>	
Game.....	30, Rashad Williams, Brandeis (1/12/02)
Season .....	281, Rashad Williams, Brandeis (2001-02)
<b>Field Goal Percentage</b>	
Game.....	N/A
Season .....	71.2, Derek Oliver, Brandeis (1987-88)
<b>Three Pointers Made</b>	
Game.....	11, Noah Karras, Chicago (2/3/17)
Season .....	56, Mike McGlynn, Brandeis (1999-00)
<b>Three Pointers Attempted</b>	
Game.....	21, Jake Fenlon, Chicago (1/29/17)
Season .....	132, Jake Fenlon, Chicago (2017-18)
<b>Three Point Field Goal Percentage</b>	
Game.....	N/A
Season .....	68.2, Doug Trani, NYU (1998-99)
<b>Free Throws Made</b>	
Game.....	19, John DiBartolomeo, Rochester (1/27/13)
.....	19, Charlie Borsheim, WashU (2/14/93)
Season .....	102, John DiBartolomeo, Rochester (2012-13)
<b>Free Throws Attempted</b>	
Game.....	21, Christian Manoli, CMU (1/17/14)
.....	21, Charlie Borsheim, WashU (2/14/93)
.....	21, Rob Novosel, CWRU (11/28/92)
Season .....	116, Bobby Hawkinson, NYU (2021-22)
<b>Free Throw Percentage</b>	
Game 1.000 (10 times) - most recently Matt Schner, Emory (2/21/20)	
Season .....	98.0, Austin Claunch, Emory (2009-10)
<b>Total Rebounds</b>	
Game.....	24, Greg Belinfanti, NYU (2/19/95)
Season .....	181, Bobby Hawkinson, NYU (2021-22)
<b>Offensive Rebounds</b>	
Game 11..(3 times) - most recently Uche Ndubizu, Rochester (12/1/07)	
Season .....	80, Seth Hauben, Rochester (2004-05)
<b>Defensive Rebounds</b>	
Game.....	17, Carson Oren, CWRU (2/25/06)
Season .....	142, Trent Suddeth, CMU (2019-20)
<b>Assists</b>	
Game.....	17, Colin McNeil, CMU (1/31/20)
.....	17, Rusty Lloyd, Chicago (1/19/97)
Season .....	130, J.J. Siepierski, WashU (1995-96)
<b>Steals</b>	
Game.....	10, Matt Maguire, Emory (3/1/98)
Season .....	59, Matt Maguire, Emory (1997-98)
<b>Blocked Shots</b>	
Game.....	11, David Schaaf, Emory (2/9/01)
Season .....	64, David Schaaf, Emory (2000-01)



1,000 POINT SCORERS

Table with 11 columns: Player, Years, G, FG, 3-FG, FGA, FT, FTA, TP, AVG. Lists 25 players and their statistics.

GAMES PLAYED

Table with 3 columns: Player, Years, Games. Lists 10 players and their games played.

FREE THROWS MADE

Table with 4 columns: Player, Years, FT. Lists 10 players and their free throws made.

STEALS

Table with 4 columns: Player, Years, Steals. Lists 10 players and their steals.

FREE THROW PERCENTAGE

Table with 4 columns: Player, Years, Pct. Lists 10 players and their free throw percentages.

FIELD GOALS MADE

Table with 4 columns: Player, Years, FG. Lists 10 players and their field goals made.

REBOUNDS

Table with 4 columns: Player, Years, Reb. Lists 10 players and their rebounds.

BLOCKED SHOTS

Table with 4 columns: Player, Years, Blocks. Lists 10 players and their blocked shots.

3-POINT FIELD GOAL PERCENTAGE

Table with 4 columns: Player, Years, Pct. Lists 10 players and their 3-point field goal percentages.

3-POINT FIELD GOALS MADE

Table with 4 columns: Player, Years, 3-FG. Lists 10 players and their 3-point field goals made.

ASSISTS

Table with 4 columns: Player, Years, Assists. Lists 10 players and their assists.

FIELD GOAL PERCENTAGE

Table with 4 columns: Player, Years, Pct. Lists 10 players and their field goal percentages.



**TEAM RECORDS**

**SINGLE GAME**

Most Points .....	134 .....	1987-88 vs. Parks
Most FG Attempted.....	92 .....	1961-62 vs. Missouri-Rolla
Most FG Made .....	50 .....	1987-88 vs. Parks
Highest FG Percentage .....	68.2 (30-44).....	1990-91 vs. Rochester
Most 3-FG Attempted .....	37 .....	2004-05 vs. Case Western Reserve
Most 3-FG Made .....	17 .....	2005-06 vs. Fontbonne
	17 .....	2018-19 vs. Rochester
Number of Different Players to Make a 3-PT FG.....	9 .....	2004-05 vs. Blackburn
Highest 3-FG Percentage.....	83.3 (10-12).....	1987-88 vs. Millsaps
Most FT Attempted .....	61 .....	1954-55 vs. Missouri-Rolla
Most FT Made.....	46 .....	2005-06 vs. Emory
Highest FT Percentage (12 or more attempts) .....	95.0 (19-20).....	2007-08 vs. Case Western Reserve
Most Fouls.....	34 .....	1984-85 vs. Wabash & Concordia (Mo.)
Most Rebounds.....	73 .....	1965-66 vs. Illinois State
Most Assists .....	33 .....	1987-88 vs. Parks
Most Steals.....	21 .....	2017-18 at Carnegie Mellon
Most Blocked Shots.....	16 .....	2002-03 vs. Pomona-Pitzer Colleges
Most Points Scored by Two Teams .....	243 (132-111) .....	1992-93 vs. Emory
Most FG Scored by Two Teams .....	84 .....	1997-98 vs. Babson
Most FT Scored by Two Teams.....	75 .....	1965-66 vs. MacMurray
Widest Margin of Victory .....	81 (134-53) .....	1987-88 vs. Parks
Attendance (Old Field House).....	6,565 .....	January 3, 1964 vs. Princeton
Attendance (New Field House) .....	2,950 .....	November 22, 1985 vs. St. Louis

**SEASON**

Most Wins.....	29 .....	2008-09
Most Losses.....	20 .....	1982-83
Highest Winning Percentage.....	93.5 (29-2).....	2008-09
Most Points .....	2,407 .....	2008-09
Highest Scoring Average .....	85.3 .....	1994-95
Most FG Attempted.....	1,860 .....	1964-65
Most FG Scored .....	863 .....	1995-96
Highest FG Percentage .....	50.5 (696-1378).....	1984-85
Most 3-FG Attempted .....	609 .....	2002-03
Most 3-FG Made .....	227 .....	2008-09
Most 3-FG Per Game Average.....	8.0 .....	2004-05
Highest 3-FG Percentage.....	46.7 (163-349).....	1989-90
Most FT Attempted .....	898 .....	1952-53
Most FT Scored .....	578 .....	1953-54
Highest FT Percentage .....	74.2 (511-689).....	2006-07
Most Fouls.....	588 .....	1996-97
Most Rebounds.....	1,420 .....	1964-65
Most Assists .....	621 .....	2008-09
Most Blocked Shots.....	161 .....	2000-01
Most Steals.....	305 .....	2001-02

**Other Records**

Most Consecutive Wins .....	23 .....	2002-03
Most Consecutive UAA Wins.....	18 .....	1994-95
Most Consecutive Winning Seasons.....	36 .....	1984-current
Longest Home Court Winning Streak .....	17 (old Field House).....	1964-66
	26 (new Field House) .....	2006-08
Highest Season Attendance (New Field House).....	16,602 (1,038 per game).....	1987-88



INDIVIDUAL RECORDS

SINGLE GAME

Most Points .....	47, Charlie Borsheim .....	1992-93 vs. Emory
Most FG Attempted.....	31, Bob Kriegshauser .....	1953-54 vs. Illinois College
Most FG Made .....	17, Fred Amos.....	1981-82 vs. Blackburn
Consecutive FG Made.....	12, Kevin Suiter .....	1984-85 vs. Caltech
	12, Chris Jeffries.....	1999-2000 vs. Westminster
Most 3-FG Attempted .....	21, Scott Stone .....	2005-06 vs. Fontbonne
Most 3-FG Scored.....	14, Scott Stone .....	2005-06 vs. Fontbonne
Consecutive 3-FG Made.....	9, Alan Aboona .....	2012-13 vs. Emory
Most FT Attempted .....	25, Jim Barton .....	1956-57 vs. San Francisco
Most FT Made.....	20, Jim Barton .....	1956-57 vs. San Francisco
Consecutive FT Made .....	18, Charlie Borsheim .....	1992-93 vs. Emory
Most Rebounds.....	22, Dave DeGreeff.....	1998-99 vs. Carnegie Mellon
Most Assists .....	16, Sean Wallis .....	2006-07 vs. Chicago
Most Blocked Shots.....	10, Mike Grunst.....	2004-05 vs. Wittenberg
Most Steals.....	7, Tim Spiker.....	1994-95 vs. Fontbonne
	7, Brent Dalrymple .....	1995-96 vs. Rochester
	7, Brian Panek .....	1997-98 vs. Beloit
	7, Matt Tabash .....	2001-02 vs. Berea
	7, Matt Tabash .....	2001-02 vs. New York
	7, Troy Ruths.....	2005-06 vs. Dallas
	7, Tyler Nading.....	2007-08 vs. Wisconsin-Platteville
	7, Andrew Sanders.....	2016-17 vs. UC-Santa Cruz

SEASON

Most Points .....	634, Troy Ruths.....	2007-08
Highest Average.....	22.3, Sandy Pomerantz .....	1962-63
Most FG Attempted.....	470, Sandy Pomerantz.....	1962-63
Most FG Made .....	233, Troy Ruths.....	2007-08
Highest FG Percentage .....	65.6 (149-227), Kevin Folkl.....	1993-94
Consecutive Field Goals Made .....	16, Troy Ruths.....	2006-07
Most 3-FG Attempted .....	267, Gene Nolan.....	1995-96
Most 3-FG Made .....	102, Gene Nolan.....	1995-96
Highest 3-FG Percentage.....	50.6 (39-77), Paul Jackson.....	1987-88
Consecutive 3-FG Made.....	11, Aaron Thompson .....	2007-08
Most FT Attempted .....	278, Jim Barton .....	1955-56
Most FT Made.....	207, Jim Barton .....	1955-56
Highest FT Percentage .....	90.7 (68-75), Jack Nolan .....	1993-94
Consecutive FT Made .....	29, Nick Nikitas.....	2006-07
	29, Jack Nolan .....	2018-19
Most Rebounds.....	326, Wayne Williams .....	1964-65
Most Fouls.....	108, Jim Hascall.....	1959-60
Most Assists .....	251, Sean Wallis .....	2008-09
Most Blocked Shots.....	79, Jarriot Rook .....	2000-01
Most Steals.....	73, Matt Tabash .....	2001-02



## Year-by-Year Scoring Leaders

Year	Name	G	TP	Avg.
2022-23	Drake Kindsvater	26	364	14.0
2021-22	Jack Nolan	23	491	21.3
2020-21	----- No Competition -----			
2019-20	Jack Nolan	27	500	18.5
2018-19	Jack Nolan	25	403	16.1
2017-18	Andrew Sanders	25	422	16.9
2016-17	Andrew Sanders	27	442	16.4
2015-16	Andrew Sanders	25	381	15.2
2014-15	Matt Palucki	26	404	15.5
2013-14	Chris Klimek	27	469	17.4
2012-13	Chris Klimek	27	417	15.4
2011-12	Dylan Richter	27	442	16.4
2010-11	Spencer Gay	25	407	16.3
2009-10	Aaron Thompson	27	467	17.3
2008-09	Aaron Thompson	31	557	18.0
2007-08	Troy Ruths	31	634	20.5
2006-07	Troy Ruths	30	572	19.1
2005-06	Troy Ruths	23	381	16.6
2004-05	Rob Keller	25	303	12.1
2003-04	Barry Bryant	25	375	15.0
2002-03	Chris Jeffries	26	532	20.5
2001-02	Chris Jeffries	27	456	16.9
2000-01	Chris Alexander	27	413	15.3
1999-00	Chris Alexander	25	427	17.1
1998-99	Chris Alexander	26	459	17.7
1997-98	Brad Borgman	17	188	11.1
1996-97	J.J. Siepierski	26	444	17.1
1995-96	Kevin Folkl	27	433	16.0




Aaron Thompson led the Bears in scoring in each of his last two seasons (2008-09, 2009-10).

1994-95	Gene Nolan	29	465	16.0
1993-94	Kevin Folkl	27	435	16.1
1992-93	Gene Nolan	25	393	15.7
1991-92	Charlie Borsheim	25	533	21.3
1990-91	Charlie Borsheim	26	417	16.0
1989-90	Jed Bargaen	27	435	16.1
1988-89	Jed Bargaen	26	398	15.3
1987-88	Scott Owens	27	458	17.0
1986-87	Kevin Suiter	29	551	19.0
1985-86	Kevin Suiter	28	542	19.4
1984-85	Kevin Suiter	26	408	15.7
1983-84	Fred Amos	24	386	16.1
1982-83	Mark Sparrow	25	320	12.8
1981-82	Fred Amos	26	551	21.2
1980-81	Fred Amos	18	341	18.9
1979-80	Charles Haney	25	343	13.7
1978-79	Steve Dodge	22	440	20.0
1977-78	Tom Sock	16	248	16.6
1976-77	Joe Young	23	460	20.0
1975-76	George Spencer	14	247	17.6
1974-75	George Spencer	22	377	17.1
1973-74	Wayne Williams	27	435	16.1
1972-73	Wayne Williams	22	357	16.2
1971-72	Sandy Pomerantz	26	580	22.3
1970-71	Art Sidner	22	444	20.2
1969-70	Charlie Stegmeyer	20	236	11.8
1968-69	Hal Patton	24	421	17.6
1967-68	Bob Schaulat	16	233	14.6
1966-67	Don Garrett	20	242	12.1
1965-66	Jim Barton	21	359	17.1
1964-65	Jim Barton	22	465	21.1
1963-64	Jim Barton	22	391	17.8
1962-63	Bob Kriegshauser	22	451	20.5
1961-62	Bob Kriegshauser	24	426	17.8

## Year-by-Year Assists Leaders

Year	Name	G	No.	Avg.
2022-23	Hayden Doyle	27	106	3.9
2021-22	Hayden Doyle	27	87	3.2
2020-21	----- No Competition -----			
2019-20	Jonathan Arenas	26	72	2.8
2018-19	Matt Nester	25	89	3.6
2017-18	Kevin Kucera	26	160	6.2
2016-17	Kevin Kucera	27	172	6.4
2015-16	Kevin Kucera	25	136	5.4
2014-15	David Fatoki	26	198	7.6
2013-14	Alan Aboona	27	144	5.3
2012-13	Alan Aboona	27	126	4.7
2011-12	Alan Aboona	27	98	3.6
2010-11	Ben Hoener	25	118	4.7
2009-10	Sean Wallis	27	207	7.7
2008-09	Sean Wallis	31	251	8.1
2007-08	Aaron Thompson	31	120	3.9
2006-07	Sean Wallis	30	219	7.3
2005-06	Scott Stone	25	89	3.6
2004-05	Scott Stone	25	118	4.7
2003-04	Scott Stone	25	110	4.4
2002-03	Matt Tabash	26	149	5.7
2001-02	Matt Tabash	27	137	5.1
2000-01	Ryan Patton	27	129	4.8
1999-00	Ryan Patton	25	134	5.4
1998-99	Ryan Patton	26	98	3.8
1997-98	Ryan Patton	24	160	6.7



Former Bears' assistant coach Kevin O'Connell led the club in assists in 1987-88 and 1988-89.

1996-97	J.J. Siepierski	26	214	8.2
1995-96	J.J. Siepierski	29	236	8.1
1994-95	Tim Spiker	27	141	5.2
1993-94	Tim Spiker	25	136	5.4
1992-93	Brian Nix	25	105	4.2
1991-92	Lance Shoulders	25	83	3.3
1990-91	Scott Fiedler	28	134	4.8
1989-90	Scott Fiedler	26	105	4.0
1988-89	Kevin O'Connell	27	154	5.7
1987-88	Kevin O'Connell	28	137	4.9
1986-87	Brent Rueter	28	97	3.5
1985-86	Brent Rueter	26	137	5.3
1984-85	Scott Allen	24	121	5.0
1983-84	Scott Allen	25	81	3.2
1982-83	Tom Weeks	23	41	1.8
1981-82	Tom Weeks	19	80	4.2

## Year-by-Year Rebounding Leaders

Year	Name	G	No.	Avg.
2022-23	Drake Kindsvater	26	170	6.5
2021-22	Justin Hardy	21	123	5.9
2020-21	----- No Competition -----			
2019-20	DeVaughn Rucker	26	175	6.7
2018-19	Hank Hunter	25	183	7.3
2017-18	David Schmelter	26	264	10.2
2016-17	David Schmelter	27	195	7.2
2015-16	Andrew Sanders	25	219	8.8
2014-15	Matt Palucki	26	200	7.7

2013-14	Chris Klimek	27	189	7.0
2012-13	Matt Palucki	27	220	8.1
2011-12	Alex Toth	27	132	4.9
2010-11	Spencer Gay	25	188	7.5
2009-10	Spencer Gay	27	156	5.8
2008-09	Tyler Nading	31	180	5.8
2007-08	Troy Ruths	31	202	6.5
2006-07	Troy Ruths	30	238	7.9
2005-06	Troy Ruths	23	166	7.2
2004-05	Anthony Hollins	25	141	5.6
2003-04	Ryan DeBoer	25	167	6.7
2002-03	Jarriot Rook	26	208	8.0
2001-02	Chris Jeffries	27	224	8.3
2000-01	Jarriot Rook	27	225	8.3
1999-00	Dave DeGreeff	25	211	8.4
1998-99	Dave DeGreeff	26	248	9.5
1997-98	Chris Heidbrink	25	152	6.1
1996-97	Levi Funches	23	136	5.9
1995-96	Brent Dalrymple	29	274	9.4
1994-95	Shawn Winn	27	196	7.3
1993-94	Brent Dalrymple	25	207	8.3
1992-93	Charlie Borsheim	25	179	7.2
1991-92	Charlie Borsheim	26	191	7.3
1990-91	Jed Bargaen	27	200	7.4
	Robb Rickett	28	206	7.4
1989-90	Jed Bargaen	26	218	8.4
1988-89	Scott Owens	27	203	7.5
1987-88	Jon Bergman	28	236	8.4
1986-87	Jeff Unterreiner	28	207	7.4
1985-86	Jon Bergman	26	185	7.1
1984-85	Fred Amos	24	206	8.1
1983-84	Anders Onarheim	26	143	5.5
1982-83	Fred Amos	26	178	6.8
1981-82	Fred Amos	18	138	7.7
1970-71	Charles Haney	25	204	8.2
1969-70	Steve Dodge	22	226	10.3
1968-69	Steve Dodge	20	184	9.2
1967-68	Joe Young	23	244	10.6
1966-67	Gil Vondrasek	23	188	8.1
1965-66	Denny Lutz	20	198	9.9
1964-65	Wayne Williams	27	326	12.1
1963-64	Wayne Williams	22	203	9.2
1962-63	Sandy Pomerantz	26	266	10.2
1961-62	Art Sidner	22	282	12.8
1960-61	George Staecker	19	142	7.5
1959-60	John Berger	24	180	7.5
1958-59	Jim Hascall	22	167	7.6

### Year-by-Year Steals Leaders

Year	Name	G	No.	Avg.
2022-23	Drake Kindsvater	26	44	1.7
2021-22	Jack Nolan	23	42	1.8
2020-21	----- No Competition -----			
2019-20	Jack Nolan	27	50	1.9
2018-19	Jack Nolan	25	40	1.6
2017-18	Jake Knupp	26	54	2.1
2016-17	Kevin Kucera	27	45	1.7
2015-16	Kevin Kucera	25	36	1.4
2014-15	David Fatoki	26	50	1.9
2013-14	Tim Cooney	27	50	1.9
2012-13	Tim Cooney	27	39	1.4

2011-12	Dylan Richter	20	42	1.6
2010-11	Spencer Gay	25	38	1.5
2009-10	Aaron Thompson	27	38	1.4
2008-09	Sean Wallis	31	44	1.4
2007-08	Tyler Nading	31	66	2.1
2006-07	Tyler Nading	30	56	1.9
2005-06	Scott Stone	25	44	1.8
2004-05	Scott Stone	25	35	1.4
2003-04	Ryan DeBoer	25	52	2.1
2002-03	Chris Jeffries	26	57	2.2
2001-02	Matt Tabash	27	73	2.7
2000-01	Matt Tabash	27	40	1.5
1999-00	Dustin Tylka	25	34	1.4
1998-99	Brian Panek	26	54	2.1
1997-98	Brian Panek	25	49	1.9
1996-97	J.J. Siepiewski	26	46	1.8
1995-96	Kevin Folkl	27	41	1.5
1994-95	Jeff Hutz	27	42	1.6
1993-94	Jeff Hutz	25	39	1.6
1992-93	Brent Dalrymple	25	40	1.6
1991-92	Brian Nix	26	40	1.5
1990-91	Jed Bargaen	27	52	1.9
1989-90	Scott Owens	26	44	1.7
1988-89	Scott Owens	27	51	1.9
1987-88	Paul Jackson	29	55	1.9
1986-87	Paul Jackson	28	46	1.6
1985-86	Jon Bergman	26	33	1.3
1984-85	Scott Allen	24	26	1.1

1983-84	Scott Allen	26	32	1.2
1982-83	Fred Amos	26	38	1.4

### Year-by-Year Blocked Shots Leaders

Year	Name	G	No.	Avg.
2022-23	Drake Kindsvater	26	22	0.8
2021-22	Kevin Davet	21	22	1.04
2020-21	----- No Competition -----			
2019-20	Kevin Davet	17	12	0.7
2018-19	Marcus Meyer	25	16	0.6
2017-18	David Schmelter	26	25	1.0
2016-17	David Schmelter	27	37	1.4
2015-16	Clinton Hooks	25	27	1.1
2014-15	Nick Burt	26	21	0.8
2013-14	Chris Klimek	27	25	0.9
2012-13	Chris Klimek	27	25	0.9
2011-12	Dylan Richter	27	20	0.8
2010-11	Spencer Gay	25	49	2.0
2009-10	Spencer Gay	27	45	1.7
2008-09	Aaron Thompson	31	23	0.7
2007-08	Troy Ruths	31	43	1.4
2006-07	Troy Ruths	30	42	1.4
2005-06	Mike Grunst	25	47	1.9
2004-05	Mike Grunst	25	63	2.5
2003-04	Mike Grunst	25	65	2.6
2002-03	Jarriot Rook	26	71	2.7
2001-02	Jarriot Rook	27	78	2.9
2000-01	Jarriot Rook	27	79	2.9
1999-00	Jarriot Rook	25	57	2.3
1998-99	Chris Alexander	26	46	1.8
1997-98	Matt Greear	25	35	1.4
1996-97	Levin Funches	26	31	1.2
1995-96	Kevin Folkl	27	43	1.6
1994-95	Kevin Folkl	27	49	1.8
1993-94	Kevin Folkl	25	37	1.5
1992-93	Charlie Borsheim	25	23	0.9
1991-92	Jim White	25	35	1.4
1990-91	Charlie Borsheim	28	24	0.9
	Robb Rickett	28	24	0.9
1989-90	Jim White	18	12	0.7
	Robb Rickett	26	12	0.4
1988-89	Greg Bott	24	17	0.7
1987-88	Jon Bergman	28	26	0.9
1986-87	Jon Bergman	28	31	1.1
1985-86	Jon Bergman	26	35	1.3
1984-85	Fred Amos	24	58	2.4
1983-84	Fred Amos	26	19	0.7
1982-83	Fred Amos	26	47	1.8



**Chris Alexander is one of only five-players since 1952 to lead the team in scoring three-straight years.**

## Sporting News All-America

Pete Mollman (1950, HM)

## Helms All-America

Charlie Cain (1952, 2nd)

## UPI Small College All-America

Sandy Pomerantz (1963, 2nd)

## AP Little All-America

Ron Jones (1964, HM)  
Wayne Williams (1965, 3rd)

## NABC All-America

Kevin Suiter (1987, 3rd)  
Jon Bergman (1987, HM)  
Kevin Suiter (1988, HM)  
Troy Ruths (2007, 3rd)  
Troy Ruths (2008, 1st)  
Sean Wallis (2010, 3rd)  
Chris Klimek (2014, 3rd)  
Andrew Sanders (2018, 2nd)  
Jack Nolan (2020, 3rd)  
Jack Nolan (2022, 2nd)

## Basketball Times All-America

Kevin Suiter (1987, 3rd)  
Kevin Suiter (1988, 3rd)

## Basketball Gazette All-America

Charlie Borsheim (1993, HM)  
Kevin Folkl (1994, HM)

## Columbus Mutimedia All-America

Kevin Folkl (1995, HM)  
Kevin Folkl (1996, HM)  
J.J. Siewierski (1997, HM)

## DIII News All-America

Kevin Folkl (1995, 5th)  
Brent Dalrymple (1996, HM)  
J.J. Siewierski (1997, HM)  
Chris Alexander (1999, HM)  
Troy Ruths (2007, 1st)  
Troy Ruths (2008, 1st)  
Tyler Nading (2008, HM)  
Aaron Thompson (2009, 1st)  
Aaron Thompson (2010, 3rd)  
Tyler Nading (2009, 4th)  
Sean Wallis (2009, HM)  
Sean Wallis (2010, 1st)  
Dylan Richter (2012, 4th)  
David Fatoki (2015, HM)  
Andrew Sanders (2018, 1st)

## College Sports All-America

Brent Dalrymple (1996, 2nd)

## Basketball News All-America

Chris Alexander (1999, HM)

## Basketball America All-America

Chris Jeffries (2002, 2nd)

## D3hoops.com All-America

Chris Jeffries (2003, 2nd)  
Troy Ruths (2008, 1st)  
Aaron Thompson (2009, 1st)  
Aaron Thompson (2010, 3rd)  
Sean Wallis (2009, 2nd)  
Sean Wallis (2010, 1st)  
Dylan Richter (2012, HM)  
Chris Klimek (2014, HM)  
Andrew Sanders (2018, 1st)  
Jack Nolan (2020, 3rd)  
Jack Nolan (2022, 3rd)

## D3hoops.com Player of the Year

Troy Ruths (2008)

## DIII News Player of the Year

Troy Ruths (2008)

## NCAA Championship MOP

Troy Ruths (2008)  
Sean Wallis (2009)

## NCAA Championship All-Tournament

Sean Wallis (2007)  
Troy Ruths (2008)  
Aaron Thompson (2008)  
Tyler Nading (2009)  
Aaron Thompson (2009)  
Sean Wallis (2009)

## CoSIDA Academic All-America

Paul Jackson (1987, 2nd)  
Paul Jackson (1988, 1st)  
Jed Borgen (1991, 2nd)  
Kevin Folkl (1996, 3rd)  
Troy Ruths (2006, 2nd)  
Troy Ruths (2007, 1st)  
Troy Ruths (2008, 1st)  
Cameron Smith (2009, 3rd)  
Cameron Smith (2010, 2nd)  
Matt Palucki (2015, 2nd)  
Jack Nolan (2021, 2nd)  
Jack Nolan (2022, 2nd)

## CoSIDA Academic All-District

Paul Jackson (1987, 1st)  
Paul Jackson (1987, 1st)  
Jed Borgen (1991, 1st)  
Lance Shoulders (1992, 2nd)  
Jeff Hutz (1995, 2nd)  
Gene Nolan (1996, 2nd)  
Brent Dalrymple (1996, 2nd)  
Brad Borgman (1997, 1st)  
Brad Borgman (1998, 2nd)  
Troy Ruths (2006, 1st)  
Troy Ruths (2007, 1st)  
Troy Ruths (2008, 1st)  
Tyler Nading (2008, 2nd)  
Cameron Smith (2008, 2nd)  
Cameron Smith (2009, 1st)  
Tyler Nading (2009, 2nd)  
Cameron Smith (2010, 1st)  
Ben Hoener (2011, 3rd)  
Matt Palucki (2013, 1st)  
Matt Palucki (2014, 1st)  
Matt Palucki (2015, 1st)  
Jake Knupp (2018, 1st)  
Matt Nester (2019, 1st)  
Matt Nester (2020, 1st)  
Jack Nolan (2020, 1st)  
Jack Nolan (2021, 1st)  
Jack Nolan (2022, 1st)

## ESPN The Magazine Academic All-America of the Year for All Sports

Troy Ruths (2007)  
Troy Ruths (2008)

## NCAA Postgraduate Scholarship

Jed Borgen (1991)  
Troy Ruths (2008)  
Luke Silverman-Lloyd (2018)

## Josten's Award

Troy Ruths (2008)

## UAA Presidents Council Scholar-Athlete

Tyler Nading (2009)  
Sean Wallis (2009)

Matt Palucki (2014)  
Jack Nolan (2022)  
Justin Hardy (2022)

## D3hoops.com Central Region POY

Jack Nolan (2020)

## All-District/All-Region

Fred Amos (1983, 1st)  
Fred Amos (1985, 1st)  
Kevin Suiter (1986, 1st)  
Kevin Suiter (1987, 1st)  
Jon Bergman (1987, 2nd)  
Kevin Suiter (1988, 1st)  
Scott Owens (1989, 2nd)  
Charlie Borsheim (1993, 2nd)  
Kevin Folkl (1995, 2nd)  
Kevin Folkl (1996, 1st)  
J.J. Siewierski (1997, 1st)  
Chris Alexander (1999, 2nd)  
Chris Alexander (2000, 1st)  
Chris Alexander (2001, 1st)  
Chris Jeffries (2002, 1st)  
Jarriot Rook (2002, 2nd)  
Chris Jeffries (2003, 1st)  
Matt Tabash (2003, 3rd)  
Barry Bryant (2004, 2nd)  
Troy Ruths (2007, 1st)  
Troy Ruths (2008, 1st)  
Aaron Thompson (2009, 1st)  
Aaron Thompson (2010, 2nd)  
Tyler Nading (2009, 2nd)  
Sean Wallis (2009, 2nd)  
Sean Wallis (2010, 1st)  
Spencer Gay (2011, 1st)

Dylan Richter (2012, 1st)  
Chris Klimek (2012, 3rd)  
Chris Klimek (2013, 2nd)  
Chris Klimek (2014, 1st)  
Alan Aboona (2014, 2nd)  
David Fatoki (2015, 1st)  
Andrew Sanders (2017, 2nd)  
Andrew Sanders (2018, 1st)  
Jack Nolan (2019, 3rd)  
Jack Nolan (2020, 1st)  
Jack Nolan (2022, 1st)  
Justin Hardy (2022, 2nd)  
Charlie Jacob (2023, 2nd)  
Drake Kindsvater (2023, 2nd)

## UAA Player of the Year

Kevin Suiter (1988)  
Charlier Borsheim (1993)  
Kevin Folkl (1995)  
Brent Dalrymple (1996)  
Chris Alexander (1999)  
Troy Ruths (2007)  
Aaron Thompson (2009)  
Sean Wallis (2010)  
Dylan Richter (2012)  
Chris Klimek (2014)  
Andrew Sanders (2018)  
Jack Nolan (2020)

## UAA Defensive Player of the Year

Tim Cooney (2014)  
Clinton Hooks (2017)  
Jake Knupp (2018)  
Charlie Jacob (2022)  
Charlie Jacob (2023)



**Troy Ruths was the recipient of the Josten's Trophy and named the *D3hoops.com* National Player of the Year in 2008.**

## All-USA

Kevin Suiter (1988, 1st)  
 Jon Bergman (1988, 1st)  
 Paul Jackson (1988, 2nd)  
 Scott Owens (1989, 1st)  
 Rick Robinson (1989, 1st)  
 Rick Robinson (1990, 1st)  
 Jed Barga (1990, 1st)  
 Scott Owens (1990, 2nd)  
 Jed Barga (1991, 1st)  
 Charlie Borsheim (1991, 2nd)  
 Charlie Borsheim (1992, 1st)  
 Charlie Borsheim (1993, 1st)  
 Kevin Folkl (1994, 1st)  
 Gene Nolan (1994, 2nd)  
 Brent Dalrymple (1994, HM)  
 Kevin Folkl (1995, 1st)  
 Gene Nolan (1995, 1st)  
 Brent Dalrymple (1995, HM)  
 Shawn Winn (1995, HM)  
 Brent Dalrymple (1996, 1st)  
 Kevin Folkl (1996, 1st)  
 Gene Nolan (1996, 2nd)  
 J.J. Siepierski (1996, 2nd)  
 J.J. Siepierski (1997, 1st)  
 Brad Borgman (1997, 2nd)  
 Levi Funches (1997, 2nd)  
 Chris Heidbrink (1998, 2nd)  
 Matt Greear (1998, 2nd)  
 Chris Alexander (1999, 1st)  
 Ryan Patton (1999, 1st)  
 Dave DeGreef (1999, 2nd)  
 Chris Alexander (2000, 1st)  
 Ryan Patton (2000, HM)  
 Dave DeGreef (2000, HM)  
 Dustin Tylka (2000, HM)  
 Chris Alexander (2001, 1st)  
 Dustin Tylka (2001, 1st)  
 Jarriot Rook (2001, 2nd)  
 Chris Jeffries (2001, HM)  
 Ryan Patton (2001, HM)  
 Matt Tabash (2001, HM)  
 Jarriot Rook (2002, 1st)  
 Chris Jeffries (2002, 1st)  
 Matt Tabash (2002, 2nd)  
 Joel Parrott (2002, 2nd)  
 Dustin Tylka (2002, HM)  
 Chris Jeffries (2003, 1st)  
 Matt Tabash (2003, 1st)  
 Jarriot Rook (2003, 2nd)  
 Joel Parrott (2003, 2nd)  
 Dustin Tylka (2003, HM)  
 Barry Bryant (2004, 1st)  
 Rob Keller (2004, 2nd)  
 Scott Stone (2004, 2nd)  
 Ryan DeBoer (2004, HM)  
 Anthony Hollins (2004, HM)  
 Rob Keller (2005, 2nd)  
 Scott Stone (2005, 2nd)  
 Mike Grunst (2005, HM)  
 Anthony Hollins (2005, HM)  
 Troy Ruths (2006, 1st)  
 Scott Stone (2006, 2nd)  
 Tyler Nading (2006, HM)  
 Troy Ruths (2007, 1st)  
 Sean Wallis (2007, 1st)  
 Tyler Nading (2007, 2nd)  
 Aaron Thompson (2007, HM)  
 Tyler Nading (2008, 1st)  
 Troy Ruths (2008, 1st)  
 Cameron Smith (2008, HM)  
 Aaron Thompson (2008, HM)  
 Tyler Nading (2009, 1st)  
 Aaron Thompson (2009, 1st)  
 Sean Wallis (2009, 1st)  
 Cameron Smith (2009, 2nd)  
 Zach Kelly (2009, HM)

Aaron Thompson (2010, 1st)  
 Sean Wallis (2010, 1st)  
 Spencer Gay (2010, 2nd)  
 Cameron Smith (2010, 2nd)  
 Spencer Gay (2011, 1st)  
 Dylan Richter (2011, 2nd)  
 Ben Hoener (2011, HM)  
 Dylan Richter (2012, 1st)  
 Chris Klimek (2012, 2nd)  
 Tim Cooney (2012, HM)  
 Alan Aboona (2013, 1st)  
 Chris Klimek (2013, 1st)  
 Matt Palucki (2013, 2nd)  
 Nick Burt (2013, HM)  
 Ben Hoener (2013, HM)  
 Alan Aboona (2014, 1st)  
 Tim Cooney (2014, 1st)  
 Chris Klimek (2014, 1st)  
 Matt Palucki (2014, 1st)  
 Nick Burt (2014, HM)  
 David Fatoki (2015, 1st)  
 Nick Burt (2015, 2nd)  
 Matt Palucki (2015, 2nd)  
 Luke Silverman-Lloyd (2015, HM)  
 Clinton Hooks (2016, 2nd)  
 Andrew Sanders (2016, 2nd)  
 Kevin Kucera (2016, HM)  
 Luke Silverman-Lloyd (2016, HM)  
 Kevin Kucera (2017, 1st)  
 Andrew Sanders (2017, 1st)  
 Clinton Hooks (2017, 2nd)  
 Kevin Kucera (2018, 1st)  
 Andrew Sanders (2018, 1st)  
 David Schmelter (2018, 1st)  
 Jake Knupp (2018, 1st)  
 Matt Highsmith (2018, HM)  
 Jack Nolan (2018, HM)  
 Jack Nolan (2019, 1st)  
 Justin Hardy (2019, 2nd)  
 Matt Nester (2019, 2nd)  
 Hank Hunter (2019, HM)  
 Jack Nolan (2020, 1st)  
 DeVaughn Rucker (2020, 1st)  
 Justin Hardy (2020, 2nd)  
 Jack Nolan (2022, 1st)  
 Justin Hardy (2022, 1st)  
 Charlie Jacob (2022, 2nd)  
 Hayden Doyle (2022, HM)  
 Hayden Doyle (2023, 2nd)  
 Drake Kindsvater (2023, 2nd)  
 Charlie Jacob (2023, 2nd)

## Reese's NABC All-Star Game

Sean Wallis (2010)  
 Dylan Richter (2012)  
 Andrew Sanders (2018)  
 Jack Nolan (2022)  
 Justin Hardy (2022)

## NABC DIII Coach of the Year

Mark Edwards - 2008  
 Mark Edwards - 2009

## Molten/DIII News Division III Coach of the Year

Mark Edwards - 2002  
 Mark Edwards - 2008  
 Mark Edwards - 2009

## D3hoops.com Division III Coach of the Year

Mark Edwards - 2009

## D3hoops.com Division III Mid-west Region Coach of the Year

Mark Edwards - 2007  
 Mark Edwards - 2008  
 Mark Edwards - 2009



Charlie Jacob earned the 2023 Robert L. Pearce Award, given annually to a senior basketball player on the men's basketball team.

## UAA Coaching Staff of the Year

Mark Edwards - 1988  
 Mark Edwards - 1991  
 Mark Edwards - 1995  
 Mark Edwards - 1999  
 Mark Edwards - 2001  
 Mark Edwards - 2003  
 Mark Edwards - 2009  
 Mark Edwards - 2010  
 Mark Edwards - 2014  
 Mark Edwards - 2017  
 Mark Edwards - 2018  
 Pat Juckem - 2020

## ROBERT L. PEARCE AWARD

(Given annually to a player who best exemplifies and demonstrates hard work, "110 percent effort" and commitment to team play.)

2022-23:	Charlie Jacob
2021-22:	Justin Hardy
2019-20:	Jonathan Arenas Louis Reinmiller
2018-19:	Marcus Meyer
2017-18:	Sasha Sobolev
2016-17:	Michael Bregman
2015-16:	Luke Silverman-Lloyd
2014-15:	Nick Burt
2013-14:	Tim Cooney
2012-13:	Robert Burnett
2011-12:	Alex Toth
2010-11:	Caleb Knepper
2009-10:	Ross Kelley Cameron Smith
2008-09:	Tyler Nading
2007-08:	Troy Ruths
2006-07:	Jonathan Breshears
2005-06:	Ian Ashcraft-Williams
2004-05:	Anthony Hollins
2003-04:	Barry Bryant Ryan DeBoer
2002-03:	Nick Geurts Joel Parrott
2001-02:	Matt Tabash
2000-01:	Derek Laur
1999-00:	Ryan Moss
1998-99:	Brian Panek
1997-98:	Matt Greear
1996-97:	J.J. Siepierski
1995-96:	Tim Whittle
1994-95:	Tim Spiker
1993-94:	Tim Laczkowski
1992-93:	Lance Shoulders
1991-92:	Jim White
1990-91:	Scott Fiedler
1989-90:	Chris Bailey
1988-89:	Kevin O'Connell
1987-88:	Tom Fluegel
1986-87:	Rick Shelton Brent Rueter
1985-86:	Mark Sparrow
1984-85:	Tom Weeks

### TEAM CHAMPION

1984: Washington University 72, Johns Hopkins 64  
 1985: Washington University 78, Claremont-Mudd-Scripps 73  
 1986: Washington University 95, Johns Hopkins 69  
 1987: Washington University 86, Claremont-Mudd-Scripps 73  
 1988: Washington University 56, Pomona-Pitzer 52  
 1989: Carleton 68, Swarthmore 58  
 1990: Claremont-Mudd-Scripps 75, Amherst 60  
 1991: Pomona-Pitzer 71, Washington University 67  
 1992: Beloit 76, Washington University 73  
 1993: Washington University 70, Carleton 45  
 1994: Washington University 95, Pomona-Pitzer 69  
 1995: Washington University 91, Hamilton 69  
 1996: Washington University 95, Claremont-Mudd-Scripps 75  
 1997: Babson 118, Washington University 101  
 1998: Illinois Wesleyan 81, Washington University 75  
 1999: Washington University 83, Emory & Henry 63  
 2000: Washington University 87, Claremont-Mudd-Scripps 63  
 2001: Washington University 77, Whitman 60  
 2002: Washington University 68, Trinity 65  
 2003: Washington University 65, Illinois Wesleyan 61  
 2004: Washington University 69, Wittenberg 66  
 2005: Washington University 80, Wisconsin Lutheran 65  
 2006: Washington University 81, Pomona-Pitzer 65  
 2007: Washington University 68, Babson 66  
 2008: Washington University 93, Illinois Wesleyan 86  
 2009: Washington University 76, Pomona-Pitzer 50  
 2010: No team champion  
 2011: Washington University 71, Augustana 68  
 2012: Washington University 67, Illinois Wesleyan 57  
 2013: No team champion  
 2014: No team champion  
 2015: Washington University 78, Johns Hopkins 62  
 2016: UW-Eau Claire 64, Washington University 50  
 2017: Washington University 98, Tufts 94  
 2018: UW-Platteville 64, Washington University 62  
 2019: Washington University 56, UW-Eau Claire 55  
 2020: No Tournament Held  
 2021: Washington University 59, St. Thomas (Tex.) 51  
 2022: Pomona-Pitzer 71, WashU 69

### MOST VALUABLE PLAYER AWARD

1984: Fred Amos (Washington University)  
 1985: Kevin Suiter (Washington University)  
 1986: Kevin Suiter (Washington University)  
 1987: Kevin Suiter (Washington University)  
 1988: Rick Robinson (Washington University)  
 1989: Steve Taylor (Carleton)  
 1990: Chris Greene (Claremont-Mudd-Scripps)  
 1991: Bill Cover (Pomona-Pitzer)  
 1992: Mark Sobczak (Beloit)  
 1993: Gene Nolan (Washington University)  
 1994: Brent Dalrymple (Washington University)  
 1995: Brent Dalrymple (Washington University)  
 1996: J.J. Siepinski (Washington University)  
 1997: Mark Giovino (Babson)  
 1998: Nathan Hubbard (Illinois Wesleyan)  
 1999: Chris Alexander (Washington University)  
 2000: Chris Alexander (Washington University)  
 2001: Chris Jeffries (Washington University)  
 2002: Dustin Tylka (Washington University)  
 2003: Barry Bryant (Washington University)  
 2004: Mike Grunst (Washington University)  
 2005: Troy Ruths (Washington University)  
 2006: Tyler Nading (Washington University)  
 2007: Tyler Nading (Washington University)  
 2008: Tyler Nading (Washington University)  
 2009: Sean Wallis (Washington University)  
 2010: Spencer Gay (Washington University)  
 2011: Dylan Richter (Washington University)  
 2012: Alan Aboona (Washington University)  
 2013: Alan Aboona (Washington University)  
 2014: Matt Palucki (Washington University)  
 2015: Andrew Sanders (Washington University)  
 2016: Chris Duff (UW-Eau Claire)  
 2017: Kevin Kucera (Washington University)  
 2018: Quentin Shields (UW-Platteville)  
 2019: Justin Hardy (Washington University)  
 2020: No Tournament Held  
 2021: Jack Nolan (Washington University)  
 2022: Joe Cookson (Pomona-Pitzer)



37th Annual Lopata Classic Champions, Washington University in St. Louis


## Lucy and Stanley Lopata

The Lopata Classic—now in its 37th year—is made possible by a gift from the late Stanley Lopata, a Washington University alumnus and emeritus trustee, and his late wife, Lucy. President of Lopata Research and Development Corporation, Stanley founded and was chairman emeritus of the St. Louis-based Carboline Corporation. He also was past president of the William Greenleaf Eliot Society and recipient of the Society’s “Search” Award.

Active and dedicated supporters of Washington University, Stanley and Lucy sponsored student scholarships in addition to the Lopata Basketball Classic. They endowed a professorship in chemical engineering and were major benefactors to the construction of several buildings. The Village Housing complex was completed in the fall of 2001, and one of the four buildings was dedicated as the Lucy and Stanley Lopata House.

A key leader of the alliance for Washington University, Stanley received an Alliance Achievement Award in 1987, and he is a past recipient of the university’s Distinguished Alumni Award and the School of Engineering & Applied Science Alumni Achievement Award. In the fall of 1992, Stanley and Lucy were inducted into Washington University’s Sports Hall of Fame in the distinguished service category. Stanley passed away at the age of 85 on Jan. 19, 2000, while Lucy died May 24, 2013, at the age of 98.

Everyone involved with this tournament would like to thank Stanley and Lucy for helping make the Lopata Classic the most prestigious NCAA Division III basketball tournament in the nation.



## Team Records

### Points

Game.....120, UW-Eau Claire, 2016  
Tournament.....217, Babson, 1997

### Field Goals Made

Game..... 44, Colby vs. Pomona-Pitzer, 1998  
Tournament..... 77, Babson, 1997

### Three Pointers Made

Game..... 17, Colby vs. Pomona-Pitzer, 1998  
Tournament..... 24, Claremont-Mudd-Scripps, 1996

### Free Throws Made

Game..... 38, MIT vs. Trinity, 1988  
Tournament..... 56, WashU, 2004

### Rebounds

Game..... 70, Pomona-Pitzer vs. Trinity, 1988  
Tournament.....109, Pomona-Pitzer, 1988

### Assists

Game..... 33, Colby vs. Pomona-Pitzer, 1998  
Tournament..... 51, WashU, 1999

### Blocks

Game..... 14, Worcester State Vs. Luther, 2006  
Tournament..... 19, Worcester State, 2006

## Individual Records

### Points

Game..... 46, Ken Allen, Colby vs. Pomona-Pitzer, 1998  
Tournament..... 60, Ryan Hyslop, Trinity, 1996  
..... 60, Mark Giovino, Babson, 1997

### Field Goals Made

Game... 16, Elliott Broadnax, Colorado College vs. Whittier, 1999  
Tournament... 22, Chris Greene, Claremont-Mudd-Scripps, 1990

### Three Pointers Made

Game..... 9, Ryan Hyslop, Trinity vs. Wesleyan, 1996  
..... 9, Ken Allen, Colby vs. Pomona-Pitzer, 1998  
Tournament..... 12, Rich Skeen, Trinity, 1992  
..... 12, Ryan Hyslop, Trinity, 1996

### Free Throws Made

Game..... 14, Alan Aboona, WashU vs. Wilmington, 2012  
Tournament.....18, Alan Aboona, WashU, 2012

### Rebounds

Game..... 19, James Johnson, Pomona-Pitzer vs. Trinity, 1998  
Tournament..... 30, James Johnson, Pomona-Pitzer, 1998  
..... 30, Mike Duffy, MIT, 1991

### Assists

Game..... 12, J.J. Siepierski, WashU vs. Hamilton, 1995  
..... 12, Sean Wallis, WashU vs. Pomona-Pitzer, 2006  
Tournament..... 19, Kevin Kucera, 2017

### Blocks

Game..... 10, Mike Grunst, WashU vs. Wittenberg, 2004  
Tournament..... 14, Mike Grunst, WashU, 2004

# YEAR-BY-YEAR RESULTS



**1904-05** | 1-0  
*Coach: M.P. Burroughs*  
 Southern Illinois W 19-15

**1905-06** | 1-3  
*Coach: I.W. Boynton*  
 Shurtleff L 22-26  
 Missouri L 5-24  
 Concordia, Mo. L 41-54  
 Shurtleff W 27-22

**1906-07** | 6-4  
*Coach: J.M. Blanchard*  
 Cent. Wesleyan L 24-25  
 Cent. Wesleyan W 47-22  
 Shurtleff W 39-27  
 Concordia, Mo. L 32-45  
 Missouri W 28-24  
 Central, Iowa W 38-16  
 Missouri L 30-37  
 Illinois Normal W 28-24  
 Concordia, Mo. L 26-56  
 Illinois Normal W 33-28

**1907-08** | 4-2  
*Coach: J.M. Blanchard*  
 CBC W 66-9  
 Shurtleff W 56-14  
 Illinois L 26-36  
 Chicago L 10-30  
 Missouri W 30-22  
 William Jewell W 32-22

**1908-09** | 6-5  
*Coach: Francis Cayou*  
 Missouri W 34-25  
 Missouri W 44-26  
 Kansas W 28-26  
 Kansas L 18-23  
 Missouri L 16-36  
 Missouri L 21-28  
 Kansas L 28-33  
 Kansas L 25-27  
 Missouri W 47-33  
 Illinois Normal W 34-15  
 Illinois Normal W 47-15

**1909-10** | 7-5  
*Coach: Francis Cayou*  
 Missouri L 10-25  
 Missouri W 30-9  
 Kansas L 7-46  
 Kansas L 13-34  
 Kansas L 16-19  
 Missouri W 24-12  
 Missouri W 25-11  
 Concordia, Mo. W 40-8  
 SE Missouri W 47-22  
 Shurtleff L 19-21  
 SE Missouri W 29-17  
 Cape Girardeau W 47-22

**1910-11** (No games)

**1911-12** | 8-5  
*Coach: Francis Cayou*  
 Missouri W 29-12  
 Missouri W 31-14  
 Missouri L 8-18  
 Missouri W 19-16  
 Drake L 13-20  
 Iowa A&M L 20-34  
 Kansas L 16-43  
 Kansas L 22-29  
 Kansas W 26-18

Kansas W 32-28  
 Missouri Mines W 24-13  
 Missouri Mines W 32-17  
 Shurtleff W 41-13

**1912-13** | 4-8  
*Coach: Francis Cayou*  
 Iowa A&M W 28-20  
 Iowa A&M W 20-15  
 Missouri L 11-29  
 Missouri L 13-36  
 Kansas L 26-44  
 Kansas L 8-62  
 Missouri L 15-23  
 Missouri L 31-33  
 Kansas L 28-29  
 Kansas L 29-42  
 Cent. Wesleyan W 66-33  
 Shurtleff W 28-11

**1913-14** | 7-6  
*Coach: Bill Edmunds*  
 Missouri L 20-28  
 Missouri W 27-19  
 Kansas L 19-50  
 Kansas L 11-41  
 Kansas L 19-28  
 Kansas L 21-36  
 Kansas A&M W 20-17  
 Kansas A&M L 21-22  
 Missouri W 27-17  
 Missouri W 23-15  
 McKendree W 32-28  
 Cent. Wesleyan W 32-13  
 Shurtleff W 59-9

**1914-15** | 6-7  
*Coach: R.L. Thomas*  
 Kansas A&M L 18-35  
 Kansas A&M L 12-46  
 Missouri L 18-52  
 Missouri L 14-23  
 Kansas L 16-48  
 Kansas L 20-39  
 Missouri W 26-23  
 Missouri L 24-29  
 McKendree W 40-17  
 Illinois Normal W 28-18  
 Illinois Normal W 29-13  
 St. Louis W 29-22  
 St. Louis W 20-7

**1915-16** | 6-11  
*Coach: George Fricke*  
 Missouri L 22-44  
 Missouri L 19-45  
 Kansas A&M L 13-45  
 Kansas A&M L 17-36  
 Kansas L 16-40  
 Kansas L 13-45  
 Kansas L 23-30  
 Kansas W 33-24  
 Missouri L 17-23  
 Missouri L 19-41  
 Kansas A&M L 20-29  
 Kansas A&M L 18-24  
 Missouri Mines W 14-13  
 Missouri Mines W 18-15  
 St. Louis W 23-21  
 St. Louis W 23-22  
 McKinley W 55-24

**1916-17** | 7-12  
*Coaches: George Fricke*  
 Missouri L 22-36

Missouri L 20-30  
 Kansas A&M L 17-34  
 Kansas A&M L 17-46  
 Kansas L 26-34  
 Kansas L 25-33  
 Kansas W 23-16  
 Kansas L 19-29  
 Kansas A&M L 21-42  
 Kansas A&M L 20-33  
 Missouri L 19-23  
 Missouri L 22-31  
 Jefferson Barracks W 78-18  
 CAC L 21-45  
 CAC W 27-23  
 Missouri Mines W 33-9  
 Missouri Mines W 27-11  
 St. Louis W 33-20  
 St. Louis W 41-24

**1917-18** | 9-8  
*Coach: R.B. Rutherford*  
 Drake W 27-24  
 Missouri L 14-17  
 Missouri L 23-26  
 Nebraska W 44-17  
 Kansas A&M L 30-36  
 Kansas A&M L 31-40  
 Kansas L 22-51  
 Kansas L 25-40  
 Kansas W 47-23  
 Kansas W 32-18  
 Missouri L 13-34  
 Missouri L 18-32  
 Missouri AC W 25-24  
 Alpen Braus W 33-29  
 Alpen Braus W 13-11  
 St. Louis W 21-19  
 St. Louis W 30-23

**1918-19** | 9-9  
*R.B. Rutherford*  
 Missouri L 15-39  
 Missouri L 19-36  
 Iowa A&M W 25-19  
 Drake W 32-31  
 Nebraska L 25-35  
 Nebraska L 13-28  
 Kansas L 31-35

Kansas L 19-39  
 Missouri L 22-46  
 Missouri L 26-35  
 Warrensburg W 19-16  
 Concordia, Mo. W 31-17  
 Great Lakes W 24-23  
 Neb. Wesleyan L 25-28  
 Missouri Mines W 35-24  
 Missouri Mines W 25-15  
 St. Louis W 38-15  
 St. Louis W 32-24

**1919-20** | 13-5  
*Coach: R.B. Rutherford*  
 Missouri L 29-34  
 Missouri L 18-35  
 Iowa A&M W 35-30  
 Iowa A&M W 33-17  
 Grinnell W 28-26  
 Drake W 41-22  
 Drake W 39-27  
 Drake W 29-4  
 Grinnell W 27-19  
 Grinnell W 26-16  
 Oklahoma W 46-39  
 Kansas L 23-26  
 Kansas W 28-27  
 Kansas W 37-35  
 Missouri L 22-41  
 Missouri L 27-34  
 St. Louis W 39-31  
 St. Louis W 26-20

**1920-21** | 3-15  
*Coach: Mathew Brown*  
 Missouri L 22-28  
 Missouri L 28-39  
 Drake W 35-24  
 Drake W 29-19  
 Iowa A&M L 21-25  
 Iowa A&M L 14-45  
 Missouri L 11-46  
 Missouri L 11-40  
 Grinnell L 14-22  
 Kansas L 17-46  
 Kansas L 23-44  
 Oklahoma L 23-44  
 Oklahoma L 27-44

Drake L 26-33  
 Drake L 17-27  
 Grinnell L 17-19  
 Concordia, Mo. L 17-37  
 St. Louis W 34-27

**1921-22** | 1-18  
*Coach: C.O. Applegran*  
 Nebraska L 23-31  
 Missouri L 26-45  
 Kansas L 17-44  
 Kansas L 26-41  
 Grinnell L 22-23  
 Oklahoma L 17-20  
 Kansas A&M W 30-23  
 Iowa A&M L 16-20  
 Drake L 29-33  
 Missouri L 20-29  
 Oklahoma L 26-29  
 Missouri Mines L 22-27  
 Missouri Mines L 19-30  
 Warrenton L 24-27  
 Kansas A&M L 18-28  
 Nebraska L 32-33  
 Iowa A&M L 16-33  
 Drake L 12-41  
 Grinnell L 26-41

**1922-23** | 8-10  
*Coach: C.O. Applegran*  
 Oklahoma W 25-24  
 Kansas A&M W 21-13  
 Kansas L 16-34  
 Kansas A&M W 21-19  
 Kansas L 14-41  
 Missouri L 22-26  
 Oklahoma W 25-17  
 Iowa State W 24-18  
 Grinnell W 25-21  
 Grinnell L 20-22  
 Iowa State L 17-28  
 Missouri L 26-42  
 Nebraska W 34-32  
 Nebraska L 22-24  
 Drake L 26-39  
 Drake W 39-27  
 Illinois L 14-29



Basketball action in the old Washington University Field House.



# YEAR-BY-YEAR RESULTS

Concordia, Mo. L 19-20

## 1923-24 | 10-9

*Coach: Donald White*

Grinnell W 32-25  
 Drake W 35-27  
 Iowa A&M W 30-26  
 Missouri W 27-20  
 Iowa A&M W 25-12  
 Grinnell W 35-30  
 Missouri W 27-26  
 Kansas A&M W 28-24  
 Kansas A&M L 30-33  
 Kansas L 22-31  
 Oklahoma L 19-21  
 Kansas L 16-17  
 Oklahoma L 26-37  
 Drake L 18-34  
 Nebraska L 18-32  
 Nebraska L 17-38  
 Illinois W 17-15  
 Purdue L 27-33  
 St. Louis W 20-17

## 1924-25 | 10-8

*Coach: Donald White*

Oklahoma W 32-30  
 Drake W 40-8  
 Missouri W 27-16  
 Oklahoma L 25-26  
 Missouri W 24-22  
 Iowa A&M W 34-17  
 Kansas L 19-22  
 Drake W 28-21  
 Grinnell W 35-16  
 Iowa State W 32-12  
 Kansas A&M L 21-35  
 Nebraska L 20-24  
 Kansas L 21-28  
 Nebraska W 36-16  
 Grinnell W 33-14  
 Indiana L 18-35  
 Illinois L 19-36  
 Kansas A&M L 26-37

## 1925-26 | 7-9

*Coach: Donald White*

Oklahoma L 31-32  
 Oklahoma A&M L 26-29  
 Kansas W 25-18  
 Iowa A&M W 30-26  
 Kansas A&M L 24-26  
 Missouri W 24-21  
 Oklahoma W 24-19  
 Oklahoma A&M W 28-25  
 Kansas A&M L 17-20  
 Nebraska L 20-26  
 Kansas L 22-29  
 Iowa A&M W 24-20  
 Drake L 22-40  
 Missouri L 21-24  
 Drake L 19-40  
 Nebraska W 22-14

## 1926-27 | 5-10

*Coach: Donald White*

Kansas L 15-31  
 Nebraska L 20-37  
 Grinnell W 34-20  
 Drake L 10-24  
 Grinnell L 18-21  
 Drake L 22-25  
 Oklahoma L 25-46  
 Oklahoma A&M W 37-34  
 Kansas L 18-27

Nebraska L 24-41

Oklahoma A&M L 19-24

Oklahoma L 17-22

Missouri Mines W 55-23

St. Louis W 35-24

St. Louis W 39-23

## 1927-28 | 10-12

*Coach: Donald White*

Nebraska W 28-27  
 Kansas L 26-29  
 Kansas A&M W 29-19  
 Nebraska W 30-19  
 Iowa A&M L 35-41  
 Oklahoma L 20-28  
 Grinnell W 32-20  
 Missouri L 24-32  
 Kansas W 35-28  
 Oklahoma L 17-34  
 Oklahoma A&M L 30-34  
 Drake W 34-26  
 Iowa A&M W 36-31  
 Drake L 19-34  
 Grinnell L 23-25  
 Kansas A&M W 35-21  
 Missouri L 20-28  
 Oklahoma A&M L 19-21  
 Concordia, Mo. L 27-28  
 St. Louis L 36-37  
 St. Louis W 40-20  
 St. Louis W 34-31

## 1928-29 | 11-7

*Coach: Donald White*

Drake W 36-17  
 Kansas State L 29-39  
 St. Louis L 18-29  
 Oklahoma A&M W 45-15  
 Drake W 29-26  
 Creighton W 22-16  
 Grinnell W 34-31  
 Oklahoma A&M W 52-22  
 St. Louis L 18-29  
 Grinnell W 31-25  
 Indiana W 31-30  
 Purdue L 21-38  
 Illinois L 29-38  
 Iowa L 18-22  
 Missouri L 28-30  
 Oklahoma W 29-24  
 Missouri W 39-25  
 Oklahoma W 28-18

## 1929-30 | 8-7

*Coach: Donald White*

Creighton W 45-33  
 Grinnell W 48-22  
 Drake W 32-16  
 Drake L 25-31  
 Creighton L 23-40  
 Grinnell W 19-17  
 Oklahoma A&M W 28-25  
 Oklahoma A&M W 30-23  
 Purdue L 19-38  
 Illinois L 19-30  
 Missouri L 30-33  
 St. Louis W 39-22  
 Indiana L 21-33  
 Missouri L 20-31  
 St. Louis W 48-22

## 1930-31 | 7-11

*Coach: Donald White*

Creighton W 26-23  
 Drake L 30-34

Grinnell L 24-28

Oklahoma A&M W 33-25

Drake W 29-27

Grinnell W 26-25

Creighton W 26-24

Oklahoma A&M L 26-31

Kansas A&M L 24-35

Indiana L 17-27

Purdue L 24-46

St. Louis L 25-27

Westminster W 40-18

Wisconsin L 9-39

Concordia, Mo. L 32-35

Missouri L 13-29

St. Louis L 23-27

Missouri W 18-17

## 1931-32 | 10-9

*Coach: Donald White*

Creighton L 28-35  
 Grinnell L 22-36  
 Oklahoma A&M W 27-21  
 Drake W 42-19  
 Creighton L 21-26  
 Drake L 27-30  
 Grinnell L 20-29  
 Oklahoma A&M W 27-18  
 Purdue L 23-52  
 USC W 38-26  
 Northwestern L 17-39  
 Loyola (Chicago) W 29-19  
 Missouri L 27-37  
 St. Louis W 27-21  
 Concordia, Mo. W 32-25  
 Missouri W 27-21  
 St. Louis L 17-21  
 Concordia, Mo. W 39-19  
 St. Louis W 29-27

## 1932-33 | 11-6

*Coach: Donald White*

Drake W 37-22  
 Grinnell W 27-21  
 Oklahoma A&M L 24-37  
 Butler L 32-34  
 Creighton L 34-42  
 Grinnell W 49-18  
 Butler L 27-33  
 Oklahoma A&M W 32-27  
 Creighton L 22-46  
 Drake W 29-24  
 SE Missouri W 31-23  
 Missouri L 27-39  
 Westminster W 32-29  
 Chicago W 40-22  
 St. Louis L 15-26  
 St. Louis W 29-25  
 St. Louis W 27-24

## 1933-34 | 7-11

*Coach: Donald White*

Grinnell L 29-33  
 Butler L 26-42  
 Oklahoma A&M W 32-30  
 Creighton W 24-20  
 Creighton L 20-40  
 Oklahoma A&M W 31-30  
 Drake W 44-28  
 Grinnell L 30-35  
 Drake W 39-28  
 Butler L 47-53  
 Westminster W 39-25  
 Illinois L 36-40  
 Ill. Wesleyan L 32-33  
 Illinois Normal W 32-28

Purdue L 25-42

St. Louis L 28-32

Missouri L 18-30

St. Louis L 29-47

## 1934-35 | 7-11

*Coach: Donald White*

Oklahoma A&M W 24-23  
 Washburn L 30-43  
 Grinnell L 28-35  
 Creighton L 28-31  
 Drake L 22-42  
 Tulsa W 20-19  
 Drake W 33-32  
 Creighton W 26-23  
 Tulsa L 19-27  
 Oklahoma A&M L 20-23  
 St. Louis L 20-34  
 Washburn W 28-27  
 Grinnell W 50-44  
 Westminster L 24-35  
 Illinois L 18-33  
 Missouri W 29-25  
 Notre Dame L 15-37  
 St. Louis L 33-41

## 1935-36 | 6-13

*Coach: Hudson Hellmich*

Drake L 25-36  
 Drake L 34-36  
 Creighton L 18-44  
 Creighton L 42-62  
 Oklahoma A&M L 27-40  
 Oklahoma A&M L 28-39  
 Washburn L 30-42  
 Washburn W 36-29  
 Tulsa L 27-28  
 Tulsa L 19-40  
 Grinnell W 34-33  
 Grinnell W 39-25  
 Drury W 20-17  
 St. Louis W 39-28  
 St. Louis W 43-42  
 Notre Dame L 27-35  
 Westminster L 17-21  
 St. Louis L 22-34  
 Missouri L 30-36

## 1936-37 | 6-12

*Coach: Hudson Hellmich*

Creighton L 33-44  
 Creighton L 46-79  
 Drake L 32-47  
 Drake L 35-37  
 Grinnell L 20-45  
 Grinnell W 28-20  
 Oklahoma A&M L 13-42  
 Oklahoma A&M L 29-31  
 Washburn L 43-45  
 Washburn W 46-30  
 Tulsa L 27-38  
 Tulsa W 41-27  
 Missouri L 34-38  
 Iowa L 35-42  
 St. Louis W 43-38  
 St. Louis L 29-31  
 Missouri W 26-23  
 St. Louis W 33-29

## 1937-38 | 4-17

*Coach: Hudson Hellmich*

Grinnell L 34-41  
 Drake L 33-44  
 Washburn W 37-34  
 St. Louis W 38-35

Creighton L 34-38

Oklahoma A&M L 13-27

Tulsa L 19-32

Drake L 40-41

Grinnell L 32-34

Washburn W 35-33

Creighton L 30-48

St. Louis L 32-35

Oklahoma A&M L 36-43

Tulsa L 34-37

McKendree W 52-27

Iowa St. Teachers L 32-36

Iowa L 34-41

Illinois L 24-57

Missouri L 46-47

Missouri L 28-45

St. Louis L 23-28

## 1938-39 | 11-10

*Coach: Hudson Hellmich*

St. Louis L 33-39  
 Creighton W 34-30  
 Washburn W 45-44  
 Creighton L 32-41  
 Washburn W 40-19  
 Grinnell W 40-31  
 Drake L 28-37  
 St. Louis W 42-35  
 Tulsa W 49-48  
 Oklahoma A&M L 23-42  
 Grinnell L 35-38  
 Drake W 40-38  
 St. Louis W 34-28  
 Tulsa L 37-43  
 McKendree W 47-34  
 Illinois L 31-49  
 Iowa L 26-42  
 Southern Illinois L 42-45  
 Missouri W 47-43  
 Eastern Illinois W 54-34  
 Missouri L 32-52

## 1939-40 | 7-13

*Coach: Hudson Hellmich*

Washburn L 37-47  
 Drake L 22-27  
 St. Louis L 24-26  
 Tulsa L 23-27  
 Oklahoma A&M L 23-39  
 St. Louis W 32-20  
 Creighton L 35-40  
 Oklahoma A&M L 25-41  
 Tulsa W 25-18  
 Drake L 27-36  
 Creighton L 30-34  
 McKendree W 28-26  
 Missouri Mines W 34-29  
 Southern Illinois L 23-38  
 Eastern Illinois W 37-35  
 Missouri W 34-29  
 Western Illinois L 29-34  
 Missouri Mines W 39-28  
 Missouri L 26-35  
 Washburn L 40-42

## 1940-41 | 9-8

*Coach: Bob Kinnan*

St. Louis W 33-32  
 Drake W 35-32  
 Creighton L 17-41  
 Washburn L 33-40  
 St. Louis W 46-20  
 Oklahoma A&M W 21-18  
 Drake L 28-38  
 Tulsa W 36-25

# YEAR-BY-YEAR RESULTS



Washburn L 32-34  
 Creighton W 38-33  
 Tulsa L 26-32  
 Oklahoma A&M L 17-41  
 Missouri Mines W 32-21  
 Missouri W 35-27  
 Yale L 41-44  
 Missouri L 32-35  
 Missouri Mines W 41-37

## 1941-42 | 10-13

*Coach: Bob Kinnan*

Creighton L 30-44  
 Creighton L 30-45  
 Drake L 38-41  
 Tulsa W 47-27  
 Oklahoma A&M L 24-42  
 St. Louis L 39-40  
 Drake W 49-37  
 Oklahoma A&M L 14-28  
 St. Louis W 40-38  
 Tulsa L 32-36  
 McKendree W 43-17  
 Iowa L 31-52  
 Loyola (Chicago) L 27-45  
 Loyola (Chicago) W 40-36  
 Missouri Mines W 47-28  
 Texas Tech L 37-42  
 Oklahoma City W 28-24  
 Texas Christian L 34-40  
 Texas A&M W 39-29  
 Notre Dame L 31-34  
 Missouri Mines W 44-29  
 Missouri W 35-34  
 St. Louis L 22-26

## 1942-43 | 9-10

*Coach: Bob Kinnan*

Tulsa W 2-0  
 Oklahoma A&M L 21-23  
 Tulsa W 42-22  
 St. Louis W 34-27  
 Drake W 61-49  
 Oklahoma A&M W 42-24  
 Drake W 47-33  
 Creighton L 26-45  
 Creighton L 36-51  
 St. Louis W 35-34  
 Missouri Mines W 55-46  
 Kentucky L 38-45  
 Purdue L 42-43  
 USC L 31-39  
 Oregon State L 32-40  
 Olathe Air Base L 33-46  
 Bradley Tech L 42-53  
 Camp Crowder W 49-37  
 Olathe Air Base L 35-44

## 1943-44 | 12-5

*Coach: Lawrence McCreary*

Boys Club W 79-33  
 Curtiss Wright W 40-29  
 Wagner Electric W 59-27  
 Lambert Field L 38-53  
 Atlas Power W 38-35  
 Concordia W 62-60  
 Missouri Guard W 75-38  
 Parks Air College W 52-31  
 Ill. Wesleyan W 49-37  
 Emerson Electric W 62-50  
 Busch Sulzer W 49-27  
 Missouri Mines W 59-44  
 Scott Field L 47-53  
 Jefferson Barracks L 45-65  
 Concordia L 27-35

Jefferson Barracks L 40-60  
 Parks Air College W 73-38

## 1944-45 | 10-9

*Coach: Charles Heiser*

Harris Teachers W 38-30  
 Jefferson Barracks W 60-31  
 Busch Sulzer W 62-20  
 Scott Field L 41-81  
 Concordia W 40-37  
 SE Missouri L 42-49  
 St. Louis L 38-43  
 Curtiss Wright W 60-33  
 Lambert Field L 55-57  
 St. Louis L 49-61  
 Concordia L 25-38  
 Eden Seminary L 39-52  
 Jefferson Barracks L 36-39  
 Lambert Field L 62-64  
 Emerson Electric W 54-23  
 Harris Teachers W 56-39  
 Granite City DeMolay W 63-20  
 St. Louis Argus W 43-37  
 Belle Drug W 58-52

## 1945-46 | 10-17

*Coach: Bob Kinnan*

Drake L 42-44  
 Wichita W 48-35  
 Tulsa W 40-36  
 Oklahoma A&M L 35-60  
 Drake W 41-34  
 St. Louis L 32-60  
 St. Louis L 33-55  
 Tulsa L 50-54  
 Oklahoma A&M L 26-71  
 Harris Teachers W 64-18  
 Parks Air College W 65-21  
 Indiana L 39-53  
 Arkansas State W 53-39  
 Purdue L 28-32  
 Loyola (Chicago) L 44-46  
 Missouri W 45-42  
 Missouri L 53-56  
 Wyoming L 39-49  
 Iowa Pre-Flight L 41-52  
 Bradley Tech W 56-55  
 Missouri Mines W 71-42  
 Concordia L 41-43  
 Indiana L 46-56  
 Iowa Pre-Flight L 28-48  
 Bradley Tech L 38-60  
 Clarksville Missouri W 67-32  
 2:30 Club L 38-39

## 1946-47 | 11-14

*Coach: Ray Blake*

St. Louis L 37-50  
 Tulsa L 38-42  
 Oklahoma A&M L 31-46  
 Drake L 27-61  
 Creighton W 54-40  
 St. Louis L 33-34  
 Wichita W 42-41  
 Tulsa W 47-34  
 Oklahoma A&M L 23-34  
 Creighton L 44-49  
 Drake L 37-66  
 Wichita L 43-58  
 Eastern Illinois L 39-51  
 Southern Illinois L 43-47  
 Westminster W 40-35  
 Culver-Stockton W 41-39  
 Concordia, Mo. W 44-39  
 Missouri L 40-54

Arkansas State W 58-48  
 Illinois College W 58-44  
 Missouri L 45-50  
 Chicago W 56-28  
 Missouri Mines W 55-31  
 Chicago W 29-23  
 Emporia Teachers L 56-58

## 1947-48 | 10-11

*Coach: Blair Gullion*

Drury W 44-37  
 Western Illinois L 35-45  
 Missouri L 32-46  
 Westminster W 51-27  
 Marshall W 54-48  
 Iowa L 41-44  
 Michigan State L 45-49  
 Auburn W 59-29  
 Bradley L 44-59  
 Drake L 41-48  
 Creighton L 25-29  
 Central, Iowa W 55-52  
 Louisville L 39-54  
 Chicago W 77-41  
 Kentucky L 39-69  
 Bradley L 45-59  
 Centenary W 63-42  
 Creighton W 46-29  
 Drake W 50-39  
 Chicago W 33-24  
 Louisville L 46-48

## 1948-49 | 13-9

*Coach: Blair Gullion*

Missouri Valley W 48-40  
 Westminster W 52-38  
 Missouri L 37-47  
 Louisville L 52-53  
 Arizona W 55-43  
 Indiana L 41-55  
 North Dakota W 61-45  
 Vanderbilt L 43-47  
 Creighton W 61-51  
 Nebraska L 45-48  
 Kansas L 41-46  
 Missouri Mines W 49-41  
 Central, Iowa W 59-48  
 Western Illinois L 41-45

Louisville L 37-60  
 Western Illinois W 50-38  
 Creighton W 54-39  
 Kansas L 39-43  
 Missouri Mines W 67-38  
 Valparaiso W 51-47  
 Westminster W 46-37  
 Indiana State W 48-45

## 1949-50 | 17-6

*Coach: Blair Gullion*

Westminster W 63-36  
 Missouri Mines W 59-30  
 Illinois W 60-42  
 Illinois Normal W 60-57  
 Wayne State W 56-35  
 Baldwin-Wallace W 60-47  
 Arizona State L 34-47  
 Vanderbilt W 55-53  
 Missouri L 43-49  
 Louisville L 44-67  
 Western Illinois W 64-37  
 Creighton W 52-40  
 Southwestern W 54-42  
 Louisville W 61-57  
 Millikin W 49-46  
 Missouri Mines W 48-39  
 Toledo L 41-55  
 Wayne State W 33-28  
 Valparaiso W 51-40  
 Westminster L 53-54  
 Indiana State L 40-60  
 Ill. Wesleyan W 76-67  
 Creighton W 40-38

## 1950-51 | 16-5

*Coach: Blair Gullion*

Missouri Mines W 65-33  
 Missouri W 45-42  
 Ill. Wesleyan W 68-59  
 Texas Tech L 48-62  
 Centenary W 68-55  
 Springfield W 53-46  
 Arizona State W 52-41  
 Harvard W 59-47  
 Beloit L 59-65  
 Illinois Normal W 57-54  
 Millikin W 66-62

SE Missouri W 71-54  
 Western Illinois W 58-49  
 Creighton W 70-33  
 Millikin L 62-74  
 Wayne State W 51-46  
 Southern Illinois L 58-60  
 Beloit W 52-49  
 Missouri Mines W 82-56  
 Valparaiso W 62-53  
 Creighton L 56-59

## 1951-52 | 9-10


*Coach: Blair Gullion*

Illinois College W 47-33  
 Ill. Wesleyan L 46-54  
 South Dakota W 48-33  
 Iowa L 53-60  
 Centenary W 67-51  
 Fresno State W 47-36  
 Beloit L 21-24  
 Northern Illinois W 59-39  
 Missouri Mines W 63-29  
 SE Missouri W 50-39  
 Millikin L 49-51  
 Tulane L 41-46  
 Millikin L 50-66  
 Missouri Mines W 72-68  
 Wayne State L 58-80  
 Southern Illinois L 41-42  
 Indiana State W 59-49  
 Valparaiso L 43-55  
 Beloit L 46-55

## 1952-53 | 13-11

*Coach: John Palcheff*

Missouri Mines W 82-50  
 Illinois College W 74-47  
 SW Tennessee W 73-33  
 Marshall L 50-60  
 Wabash W 84-75  
 Idaho W 61-57  
 Springfield L 54-63  
 Harvard W 63-42  
 Beloit W 60-50  
 Millikin L 84-87  
 Loyola (NOLA) L 62-66



The 1949-50 Bears won a then-school record 17 games, against just six



# YEAR-BY-YEAR RESULTS

Southern Illinois	L	57-62
Millikin	L	61-81
Evansville	W	74-62
SE Missouri	W	66-59
Michigan	L	56-74
Missouri Mines	W	101-69
Illinois College	W	80-60
Southern Illinois	L	51-59
Evansville	W	79-71
Wabash	L	66-84
Indiana State	L	58-63
Wayne State	W	51-48
Beloit	L	64-82

## 1953-54 | 12-10

Coach: Blair Gullion

North Dakota	W	63-44
Iowa	L	45-51
Southern Illinois	W	69-55
Arkansas	L	55-69
Purdue	L	72-80
Arkansas	L	50-68
Utah	W	64-62
Western Michigan	W	88-52
Southern Illinois	L	60-64
Wayne State	L	46-63
Loyola (Chicago)	L	59-60
Missouri Mines	W	75-50
SE Missouri	W	65-64
Michigan	L	61-62
Wayne State	L	55-64
Western Michigan	L	53-55
Santa Barbara	W	65-61
Illinois College	W	89-56
Missouri Mines	W	64-56
Loyola (Chicago)	W	59-55
Indiana State	W	78-60
Drake	W	65-59

## 1954-55 | 8-14

Coach: Blair Gullion

Iowa	L	61-80
Mississippi St.	W	66-44
SMU	W	58-54
St. Mary's	W	64-55
Michigan	L	58-73
Purdue	L	44-72
San Jose State	L	48-68
Denver	L	50-77
Hamline	L	58-63
Missouri Mines	W	86-63
Evansville	L	60-74
Wayne State	W	75-69
Southern Illinois	W	64-44
Regis	W	70-64
Valparaiso	L	59-62
Loyola (Chicago)	L	64-70
Evansville	L	67-74
Missouri Mines	W	89-69
Beloit	L	62-64
Indiana State	L	70-75
Drake	L	68-79
Valparaiso	L	54-55

## 1955-56 | 17-5

Coach: Blair Gullion

South Dakota	W	52-38
Texas Western	L	60-62
Canisius	W	68-63
Illinois	L	74-75
Idaho	W	75-62
Cornell	W	55-50
Valparaiso	W	67-55
Utah State	W	82-61
Missouri Mines	W	86-57

Southern Illinois	W	59-48
Beloit	W	72-60
Loyola (Chicago)	W	71-63
Memphis State	L	71-73
Valparaiso	W	69-59
Wayne State	L	62-67
Michigan	L	66-81
Southern Illinois	W	64-62
Regis	W	68-44
Missouri Mines	W	85-63
Indiana State	W	75-66
Drake	W	72-66
Beloit	W	65-58

## 1956-57 | 12-9

Coach: Blair Gullion

William Jewell	L	56-68
Illinois College	W	65-39
Texas Western	W	58-55
Valparaiso	L	65-72
Wisconsin	L	38-41
San Jose State	L	46-55
San Francisco	L	53-56
Michigan	W	72-69
Valparaiso	W	77-62
Missouri Mines	W	63-44
Beloit	W	46-44
Air Force	W	62-54
Loyola (Chicago)	L	50-69
Wayne State	L	48-53
Centenary	W	80-72
Iowa	W	62-54
Portland	W	72-65
Indiana State	L	68-70
Regis	W	56-53
Missouri	W	90-74
Beloit	L	61-77

## 1957-58 | 11-10

Coach: Blair Gullion

Missouri Mines	W	63-53
Texas Western	L	38-43
Wisconsin	L	33-43
Arizona	W	61-52
Michigan	L	58-88
Wayne State	W	58-57
Utah State	W	63-53
St. Mary's, Calif.	L	60-68
Valparaiso	W	47-43
Wabash	L	47-56
Carleton	W	66-48
Valparaiso	W	79-70
Beloit	W	65-58
Air Force	L	41-83
Centenary	W	67-64
DePauw	W	63-58
Indiana State	L	53-68
Missouri Mines	L	55-60
Beloit	L	65-90
Loyola (Chicago)	L	50-63
Regis	W	77-68

## 1958-59 | 9-13

Coach: Blair Gullion

New Mexico	W	61-50
Texas Western	L	48-56
Centenary	W	56-54
Loyola (NOLA)	L	58-78
Valparaiso	L	60-68
Portland	L	50-63
Hardin-Simmons	L	49-54
Missouri Mines	W	60-53
Evansville	L	53-84
St. Mary's, Calif.	L	64-71
Utah State	L	66-69

Wayne State	W	69-44
Beloit	W	71-63
Regis	W	58-57
Missouri Mines	W	52-51
Michigan	L	63-68
DePauw	L	54-59
Indiana State	W	55-51
Wabash	L	71-92
Beloit	W	63-61
Loyola (Chicago)	L	69-81
Air Force	L	42-60

## 1959-60 | 11-13

Coach: Chuck Smith

Missouri	L	62-70
SW Missouri	W	75-62
Missouri Mines	W	86-71
Valparaiso	W	78-74
California-Davis	W	63-48
Wabash	L	68-80
Loyola (NOLA)	W	73-67
Louisiana Tech	L	57-67
Hamline	L	77-78
Centenary	L	51-65
Kansas City	W	77-70
Western Michigan	L	100-118
Loyola (Chicago)	L	69-74
Michigan	L	59-65
Western Ontario	W	65-61
Wayne State	L	77-90
DePauw	W	85-76
Indiana State	W	75-74
Kansas City	W	63-49
Creighton	L	80-85
Western Michigan	L	60-91
Creighton	L	64-72
Mississippi Southern	L	81-95
Chicago	W	2-0 (F)

## 1960-61 | 7-13

Coach: Chuck Smith

Missouri	L	60-77
Missouri Mines	W	54-52
SW Missouri	L	58-82
San Fran. State	L	63-77
Valparaiso	W	78-63
San Jose State	W	49-47
Santa Barbara	L	59-71
Denver	L	60-68
Air Force	L	65-70
Regis	L	60-78
Wayne State	W	63-62
Wabash	L	76-78
DePauw	L	70-90
Indiana State	W	81-76
Kansas City	W	77-50
Wheaton	L	66-78
Portland	L	62-70
Chicago	L	46-51
Loyola (Chicago)	L	77-105
Kansas City	W	63-47

## 1961-62 | 11-11

Coach: Chuck Smith

Millikin	L	73-77
New Mexico	W	73-72
Missouri	L	50-78
Wisconsin	L	63-91
Valparaiso	L	60-83
Western Ontario	W	78-49
Omaha	W	89-66
William Jewell	W	87-59
Abilene Christian	W	66-65
Valparaiso	L	65-72
SW Missouri	L	75-91

Rockhurst	W	51-44
Wayne State	L	56-58
Wabash	L	77-78
Indiana State	L	77-86
Wheaton	W	85-75
Wittenberg	L	48-51
Missouri Mines	W	111-87
Centenary	W	80-71
Wheaton	W	87-80
Loyola (Chicago)	L	80-103
MacMurray	W	89-74

## 1962-63 | 18-8

Coach: Chuck Smith

Second Place  
NCAA Great Lakes Regional

Missouri	L	70-79
Millikin	W	92-48
Illinois	L	55-99
Indiana State	L	68-71
Missouri Mines	W	90-74
Emporia State	W	67-56
Valparaiso	W	93-79
William Jewell	L	63-74
DePauw	W	83-71
Valparaiso	W	66-65
Wheaton	W	69-68
Eastern Illinois	W	58-55
Wayne State	W	83-44
Valparaiso	L	61-81
Loyola (Chicago)	L	58-118
Detroit Tech	W	93-46
Eastern Illinois	W	81-70
Illinois College	W	94-65
SW Missouri	W	72-62
Wheaton	W	95-70
Wash. & Lee	W	78-57
Centre	W	68-62
MacMurray	W	77-65
Drake	L	58-89
Augustana	W	71-65
Evansville	L	76-85

## 1963-64 | 16-8

Coach: Chuck Smith

Third Place  
NCAA Midwest Regional

Millikin	W	86-67
Missouri Mines	W	107-66
Missouri	L	63-89
Indiana State	L	65-67
William Jewell	W	78-62
Valparaiso	W	72-68
San Fran. State	W	68-52
New Mexico	W	56-55
West Texas State	W	72-65
Princeton	L	56-85
SW Tennessee	W	84-61
Wheaton	L	73-88
Eastern Illinois	W	93-68
Valparaiso	L	52-70
Wayne State	W	83-71
Drake	W	75-68
Eastern Illinois	L	66-67
Wheaton	W	67-60
Centre	L	80-94
Sewanee	W	62-48
MacMurray	W	81-67
Millikin	W	101-74
State Coll. of Iowa	L	56-71
Neb. Wesleyan	W	77-74

## 1964-65 | 21-6

Coach: Chuck Smith

NCAA Great Lakes Champion  
NCAA Quarterfinalist

Missouri Mines	W	82-69
Missouri	L	65-81
William Jewell	W	79-54
Illinois	L	59-103
State Coll. of Iowa	W	82-71
Indiana State	W	84-69
Valparaiso	W	82-65
St. Benedict's	W	76-68
Massachusetts	W	84-81
Valparaiso	W	69-68
Southern Illinois	L	54-77
Eastern Illinois	W	62-61
SW Tennessee	W	74-70
Illinois State	W	95-76
Northern Illinois	L	73-76
Wheaton	W	107-87
Eastern Illinois	L	70-80
Illinois State	W	84-74
Marquette	W	74-66
Centre	W	93-68
SW Tennessee	W	86-73
Quincy	W	113-92
MacMurray	W	98-72
Wheaton	W	97-78
Cent. Missouri St.	W	82-65
Abilene Christian	W	69-66
Southern Illinois	L	67-76

## 1965-66 | 10-12

Coach: Bob Greenwood

Missouri Mines	W	74-62
Drury	W	72-64
William Jewell	W	78-54
Eastern Illinois	L	67-76
Illinois State	W	93-84
Valparaiso	L	59-70
Stetson	L	60-85
American	L	77-81
Southern Illinois	L	81-95
Westminster	W	81-79
Wheaton	W	88-82
Valparaiso	L	92-125
Illinois State	L	83-98
Eastern Illinois	L	87-88
SW Tennessee	W	65-52
Marquette	L	72-90
Regis	W	80-69
Wheaton	W	100-95
Northern Illinois	L	79-93
Centre	W	91-88
Sewanee	L	61-82
MacMurray	L	109-110

## 1966-67 | 6-18

Coach: Bob Greenwood

Wheaton	L	70-73
Illinois State	W	91-83
Eastern Illinois	W	83-73
Pennsylvania	L	57-105
Westminster	W	90-66
Valparaiso	L	82-95
Bucknell	L	66-82
Hofstra	L	68-76
Illinois State	L	75-76
Loyola (Chicago)	L	69-91
Quincy	L	76-87
Wheaton	L	75-87
Wis.-Milwaukee	L	69-75
William Jewell	W	86-74
Rockhurst	L	69-80

# YEAR-BY-YEAR RESULTS



SW Tennessee L 61-65  
 Northern Illinois L 70-74  
 Southern Illinois L 68-79  
 Drury L 57-59  
 Centre W 87-76  
 SW Tennessee L 71-76  
 Sewanee W 78-55  
 Valparaiso L 66-81  
 St. Louis L 60-88

## 1967-68 | 9-14

*Coach: Bob Greenwood*

SE Missouri L 63-85  
 Westminster W 75-74  
 St. Louis L 53-72  
 Drury L 63-78  
 Missouri Valley W 110-66  
 N. Michigan L 57-89  
 Central Michigan L 50-103  
 Wayne State W 78-75  
 Eastern Illinois L 63-80  
 Kenyon L 77-91  
 Quincy W 86-83  
 Southern Illinois L 75-77  
 MacMurray W 76-67  
 William Jewell W 94-84  
 Rockhurst L 61-76  
 Wis.-Milwaukee L 64-71  
 Northern Illinois L 57-75  
 McKendree W 98-93  
 Culver-Stockton L 77-78  
 Centre W 85-77  
 Wash. & Lee L 60-65  
 Sewanee W 59-53  
 Loyola (Chicago) L 75-117

## 1968-69 | 12-9

*Coach: Bob Greenwood*

Morningside L 65-66  
 Illinois College W 97-65  
 Southern Illinois L 39-68  
 Greenville W 86-62  
 Rose Poly. W 85-78  
 Westminster L 78-82  
 Missouri Valley W 78-64  
 Brown W 77-69  
 Loyola (Chicago) L 68-80  
 Quincy W 83-78  
 Culver-Stockton W 92-77  
 McKendree W 89-79  
 Fla. Presbyterian W 70-42  
 SE Missouri W 95-69  
 SW Baptist W 72-71  
 Central Missouri L 82-83  
 MacMurray L 90-94  
 Missouri Southern W 72-71  
 SW Tennessee L 72-86  
 Centre L 85-86  
 Northern Illinois L 70-86

## 1969-70 | 8-15

*Coach: Bob Greenwood*

SIU-Edwardsville W 83-76  
 Missouri-Rolla W 60-55  
 Quincy L 68-93  
 Westminster W 97-75  
 North Park L 61-89  
 Wheaton L 80-90  
 North Central W 67-66  
 Fla. Presbyterian L 63-65  
 Missouri Valley W 86-74  
 Rose Poly. L 84-93  
 Oklahoma L 60-98  
 NE Missouri L 67-68  
 SW Tennessee W 77-68

NW Missouri L 56-69  
 Western Illinois L 78-79  
 SE Missouri W 80-62  
 Wheaton L 69-76  
 Central Missouri L 65-66  
 Culver-Stockton L 59-64  
 Northern Illinois L 61-97  
 SW Tennessee W 73-57  
 Wash. & Lee L 69-82  
 Loyola (Chicago) L 74-77

## 1970-71 | 7-18

*Coach: Dale Snider*

St. Louis L 56-103  
 Missouri-Rolla W 68-64  
 Blackburn L 79-82  
 Morningside L 80-87  
 Missouri L 60-90  
 Northern Iowa L 61-74  
 Troy State W 70-69  
 Berea L 70-88  
 Centre L 74-86  
 Harvard L 65-121  
 NE Missouri L 62-82  
 William Jewell L 59-76  
 SW Tennessee L 73-93  
 Missouri Valley W 98-68  
 Oklahoma L 56-85  
 U. S. Air Force L 57-96  
 Denver L 75-110  
 Western Illinois L 68-76  
 SE Missouri L 61-98  
 Rose Poly. W 78-71  
 Westminster W 81-64  
 Quincy L 73-85  
 Sewanee W 88-75  
 Wash. & Lee L 72-82  
 Centre W 97-86

## 1971-81 (No basketball)

## 1981-82 | 3-16

*Coach: Mark Edwards*

Maryville L 72-86  
 Lakeland L 47-74  
 Southwestern L 77-86  
 Illinois College L 76-84  
 Concordia, Mo. W 90-85  
 Wabash L 53-99  
 Concordia, Mo. L 59-67  
 Logan College L 61-99  
 Lindenwood W 62-59  
 Chicago L 52-74  
 Maryville L 57-70  
 Rose-Hulman L 75-107  
 Wabash L 59-96  
 Blackburn L 70-91  
 Rose-Hulman L 58-83  
 Harris-Stowe L 65-78  
 DePauw L 56-85  
 Grinnell W 60-59  
 Principia L 55-61

## 1982-83 | 6-20

*Coach: Mark Edwards*

Missouri-Rolla L 57-76  
 Millikin L 65-80  
 SW Tennessee L 60-87  
 Rose-Hulman W 75-71  
 McKendree L 71-80  
 CWRU L 55-72  
 Kenyon W 44-40  
 Aurora L 57-87  
 North Park L 57-80  
 Principia W 84-51

Rose-Hulman L 50-79  
 DePauw L 55-83  
 Wabash L 50-57  
 Concordia, Mo. W 69-63  
 Illinois College W 73-72  
 Millsaps W 54-45  
 Maryville L 73-78  
 Missouri-Rolla L 59-72  
 Illinois College L 59-76  
 Illinois Tech. L 50-71  
 Blackburn L 55-59  
 Wabash L 53-68  
 DePauw L 51-55  
 MacMurray L 50-68  
 Maryville L 61-74  
 William Jewell L 51-76

## 1983-84 | 8-18

*Coach: Mark Edwards*

Principia W 64-32  
 Millikin L 68-70  
 SW Tennessee L 67-70  
 Millsaps L 45-52  
 Illinois College W 69-62  
 CWRU L 57-79  
 Kenyon W 62-52  
 Eureka W 63-59  
 Blackburn L 54-56  
 Rose-Hulman L 53-58  
 Concordia, Mo. W 81-71  
 Wabash L 69-81  
 DePauw L 57-83  
 Maryville L 55-69  
 UMSL L 50-70  
 MacMurray W 64-61  
 Westminster L 47-56  
 Millsaps L 40-44  
 McKendree L 70-77  
 DePauw L 55-60  
 Rose-Hulman L 76-81  
 Principia W 64-46  
 Wabash L 43-63  
 Illinois College L 63-67  
 Maryville W 73-72  
 William Jewell L 39-61

## 1984-85 | 15-9

*Coach: Mark Edwards*

MacMurray L 51-53  
 Ohio Wesleyan L 66-92  
 Adrian W 62-58  
 Caltech W 96-50  
 Johns Hopkins W 72-64  
 Millikin L 47-59  
 Eureka W 81-70  
 UMSL L 66-82  
 Maryville W 94-58  
 Millsaps W 55-50  
 Trinity W 70-68  
 DePauw W 68-59  
 Wabash W 57-55  
 Rose-Hulman L 75-86  
 Blackburn L 61-73  
 Bartlesville Wes. W 71-50  
 Concordia, Mo. W 86-64  
 McKendree L 68-72  
 Illinois College W 103-58  
 Westminster W 88-52  
 Wabash (OT) L 71-78  
 DePauw L 50-70  
 Rose-Hulman W 76-58  
 Maryville W 90-79

## 1985-86 | 14-12

*Coach: Mark Edwards*

St. Louis L 50-66  
 Central, Iowa W 61-42  
 Millikin W 71-57  
 Rochester W 71-52  
 Chicago L 53-69  
 Maryville W 82-69  
 Johns Hopkins W 64-51  
 CMS W 78-73  
 McKendree L 62-81  
 Frank. & Marsh. W 81-74  
 Rochester L 60-68  
 Wabash L 73-75  
 DePauw L 58-59  
 Blackburn L 57-68  
 Rose-Hulman W 78-72  
 Maryville W 94-74  
 UMSL L 77-79  
 Ill. Wesleyan W 72-60  
 Rose-Hulman W 63-56  
 Webster W 99-59  
 Illinois College W 103-61

DePauw L 64-76  
 Wabash L 63-75  
 Westminster L 82-84  
 Eureka W 67-62  
 MacMurray L 61-73

## 1986-87 | 21-7

*Coach: Mark Edwards*

Second Place  
 NCAA South Regional

Chicago W 87-69  
 Rochester W 82-59  
 MacMurray W 82-60  
 Mississippi L 55-78  
 Millsaps W 96-74  
 MIT W 84-66  
 Johns Hopkins W 95-69  
 Maryville W 77-50  
 UMSL W 78-75  
 Ill. Wesleyan W 82-78  
 Western Illinois L 63-67  
 Grinnell W 83-49  
 DePauw L 72-80  
 Millikin L 59-61  
 Eureka L 64-68  
 Millsaps W 73-59  
 Webster W 92-51  
 Wabash W 84-82  
 Maryville W 76-70  
 McKendree L 56-66  
 Rose-Hulman W 71-59  
 Illinois College W 95-61  
 Wabash W 86-57  
 Blackburn W 100-72  
 Westminster W 76-59  
 DePauw W 57-42  
 Rust ¶ W 69-68  
 NC Wesleyan ¶ L 64-66

## 1987-88 | 22-7, 9-1 UAA

*Coach: Mark Edwards*

UAA Champion  
 NCAA South Regional  
 Champion  
 NCAA Quarterfinalist



Mark Edwards brought basketball back to the Danforth Campus in 1981-82.



# YEAR-BY-YEAR RESULTS

Illinois Wesleyan L 72-79  
 MacMurray W 104-40  
 Northwestern L 49-64  
 Knox W 88-71  
 Swarthmore W 90-56  
 CMS W 86-73  
 Millikin L 63-75  
 UMSL L 60-71  
 NYU L 64-75  
 Johns Hopkins W 74-67  
 CWRU W 85-58  
 Maryville W 78-49  
 Parks W 134-53  
 Carnegie Mellon W 81-46  
 Chicago W 95-71  
 Emory W 89-76  
 Webster W 77-65  
 NYU W 73-67  
 Maryville W 87-74  
 Westminster W 75-74  
 DePauw L 53-64  
 Emory W 90-77  
 Rochester W 80-63  
 Millsaps W 81-72  
 Illinois College W 95-84  
 Chicago W 75-62  
 Chris. Newport W 64-62  
 Centre W 74-59  
 Neb. Wesleyan L 55-58

**1988-89 | 20-8, 10-4 UAA**  
*Coach: Mark Edwards*  
 Second Round  
 NCAA South Regional

DePauw W 67-61  
 MacMurray W 70-65  
 Rhodes W 82-77  
 Millsaps W 58-52  
 MIT W 55-52  
 Pomona-Pitzer W 56-52  
 Rose-Hulman L 51-53  
 Rust W 69-55  
 UMSL L 64-73  
 Ill. Wesleyan L 63-70  
 Emory W 97-56  
 NYU W 79-57  
 Rochester L 64-67  
 Brandeis L 80-87  
 Carnegie Mellon W 57-55  
 CWRU W 78-46  
 Chicago W 68-50  
 Knox W 82-65  
 Rochester W 84-73  
 Brandeis L 70-71  
 Johns Hopkins W 84-71  
 Carnegie Mellon W 86-49  
 Maryville W 93-82  
 Emory L 82-101  
 NYU W 61-60  
 Chicago W 80-48  
 Rust W 2-0\*  
 Centre W 68-69

**1989-90 | 17-9, 8-6 UAA**  
*Coach: Mark Edwards*

Gus. Adolphus W 71-64  
 Carroll, Wis. W 82-73  
 DePauw W 65-59  
 Rose-Hulman W 63-51  
 Carleton L 68-73  
 Whittier W 59-55  
 Millikin L 55-59  
 Ill. Wesleyan W 78-69

UMSL L 71-84  
 Emory L 73-90  
 NYU W 70-66  
 Rochester W 72-56  
 Brandeis L 61-63  
 Carnegie Mellon W 91-68  
 CWRU L 80-82  
 Webster W 81-60  
 Chicago W 76-73  
 Brandeis L 68-69  
 Rochester L 54-65  
 Rhodes W 101-78  
 Johns Hopkins L 69-73  
 Carnegie Mellon W 91-57  
 NYU W 84-58  
 Emory W 96-75  
 Maryville W 115-59  
 Chicago W 89-68

**1990-91 | 19-9, 12-2 UAA**  
*Coach: Mark Edwards*  
 UAA Champion  
 Second Round  
 NCAA South Regional

DePauw L 61-73  
 Ball State L 54-84  
 Rose-Hulman L 73-75  
 Amherst L 61-64  
 Rhodes W 83-71  
 Maryville W 90-79  
 Ill. Wesleyan L 80-82  
 Millikin W 76-64  
 UMSL L 69-77  
 NYU W 74-60  
 Emory W 78-66  
 Brandeis W 63-55  
 Rochester L 71-74  
 Haverford W 90-43  
 CWRU W 73-72  
 Carnegie Mellon W 83-63  
 Webster W 105-63  
 Chicago W 74-50  
 Rochester W 82-74  
 Brandeis W 71-54  
 MacMurray W 83-49  
 Carnegie Mellon W 79-74  
 Johns Hopkins L 87-93  
 NYU W 74-67  
 Emory W 95-85  
 Chicago W 77-60  
 Maryville (Tenn.) W 76-73  
 Randolph-Macon W 53-77

**1991-92 | 14-12, 8-6 UAA**  
*Coach: Mark Edwards*

DePauw L 63-86  
 UMSL L 59-66  
 CWRU W 73-71  
 Ill. Wesleyan L 82-92  
 MIT W 59-44  
 Pomona-Pitzer L 67-71  
 Millikin L 74-88  
 U. of the South W 76-57  
 Rose-Hulman L 57-66  
 Rochester L 55-73  
 Brandeis L 66-67  
 Johns Hopkins W 70-47  
 Webster W 89-60  
 Parks W 82-31  
 Chicago W 60-51  
 Emory W 77-50  
 NYU W 73-68  
 MacMurray W 56-46  
 Carnegie Mellon W 70-69

Chicago W 48-41  
 Emory L 66-75  
 NYU L 71-75  
 Maryville W 79-57  
 Brandeis L 75-80  
 Rochester L 62-68  
 Carnegie Mellon W 84-69

**1992-93 | 15-10, 10-4 UAA**  
*Coach: Mark Edwards*

DePauw L 68-69  
 Neb. Wesleyan W 82-64  
 Millikin L 93-98  
 TCNJ W 98-93  
 Colorado Coll. L 68-81  
 Whittier W 66-53  
 Beloit L 73-76  
 Maryville W 108-77  
 UMSL L 58-68  
 Rochester W 77-67  
 Brandeis W 97-66  
 Missouri-KC L 62-101  
 MacMurray W 83-63  
 Johns Hopkins L 58-68  
 Carnegie Mellon W 76-62  
 CWRU W 108-79  
 Emory L 71-78  
 NYU L 78-83  
 Carnegie Mellon L 67-78  
 Chicago W 61-54  
 NYU W 84-71  
 Emory W 132-111  
 Brandeis W 81-71  
 Rochester W 80-79  
 Chicago W 96-60

**1993-94 | 18-7, 11-3 UAA**  
*Coach: Mark Edwards*

La Verne W 85-75  
 DePauw L 68-76  
 Millikin L 88-108  
 Rhodes L 78-79  
 Webster W 94-68  
 Babson W 97-80  
 Carleton W 70-45  
 Maryville W 99-71  
 Chicago W 56-54  
 Aurora W 116-87  
 Johns Hopkins L 61-76  
 New York L 62-81  
 Brandeis W 84-82  
 Rochester W 68-65  
 CWRU W 91-77  
 Emory W 100-72  
 Carnegie Mellon L 80-82  
 MacMurray W 91-56  
 Rochester W 93-70  
 UMKC L 75-81  
 Carnegie Mellon W 104-66  
 Emory W 98-65  
 Brandeis W 85-80  
 New York W 77-71  
 Chicago W 91-55

**1994-95 | 23-4, 13-1 UAA**  
*Coach: Mark Edwards*

UAA Champion  
 Second Round  
 NCAA Midwest Region  
 Ill. Wesleyan L 78-81  
 Beloit W 76-69  
 Rhodes W 77-65  
 Maryville W 97-54  
 Swarthmore W 111-67

Pomona-Pitzer W 95-69  
 Millikin L 74-76  
 UMSL L 84-72  
 Webster W 95-53  
 Chicago W 89-86  
 Johns Hopkins W 77-59  
 New York W 80-68  
 Brandeis W 80-76  
 Rochester W 77-54  
 CWRU W 95-74  
 Emory W 96-65  
 Carnegie Mellon W 65-64  
 MacMurray W 104-68  
 Fontbonne W 97-83  
 Rochester W 86-69  
 Carnegie Mellon W 98-67  
 Emory W 81-63  
 Brandeis W 88-73  
 New York L 80-82  
 Chicago W 91-80  
 Beloit W 68-60  
 Ill. Wesleyan L 65-90

**1995-96 | 23-6, 13-1 UAA**  
*Coach: Mark Edwards*  
 UAA Champion  
 NCAA Sectional Finalist

DePauw (OT) W 76-73  
 Ill. Wesleyan L 74-83  
 MacMurray W 78-64  
 CMS W 78-62  
 Pom.-Pitzer (OT) L 70-78  
 Caltech W 65-33  
 Hamilton W 91-69  
 Millikin W 90-76  
 USML L 69-72  
 Murray State L 87-108  
 Chicago W 85-74  
 Johns Hopkins W 91-88  
 Brandeis W 93-73  
 New York L 78-90  
 CWRU L 77-67  
 Rochester W 87-63  
 Carnegie Mellon W 93-74  
 Emory W 91-60  
 Fontbonne W 91-62  
 Rochester W 82-74  
 Emory W 74-67  
 Carnegie Mellon W 78-67  
 New York W 94-74  
 Brandeis W 93-70  
 Chicago W 83-73  
 Rose-Hulman W 76-74  
 Wheaton W 93-75  
 Chris. Newport W 87-71  
 Ill. Wesleyan L 61-73

**1996-97 | 17-9, 9-5 UAA**  
*Coach: Mark Edwards*  
 NCAA Midwest Region

Wittenberg L 66-67  
 DePauw W 90-84  
 Millikin W 82-64  
 Illinois College W 87-61  
 Simpson L 96-102  
 Wesleyan W 85-77  
 CMS W 95-75  
 UMSL W 87-79  
 Chicago W 83-76  
 Roanoke W 113-87  
 Johns Hopkins L 74-85  
 MacMurray W 94-68  
 Brandeis W 76-56

New York W 105-94  
 CWRU W 92-67  
 Rochester L 72-78  
 Carnegie Mellon W 85-81  
 Emory W 81-70  
 Rochester L 69-73  
 Fontbonne L 74-80  
 Emory W 96-71  
 Carnegie Mellon W 79-64  
 New York L 77-91  
 Brandeis W 98-92  
 Chicago L 90-96  
 Rose-Hulman W 69-86

**1997-98 | 14-11, 10-4 UAA**  
*Coach: Mark Edwards*

Ill. Wesleyan L 63-76  
 Centre L 75-88  
 Maryville L 60-68  
 Fontbonne W 77-59  
 Wash. & Lee W 81-56  
 Babson L  
 101-118  
 Millikin L 63-67  
 Murray State L 66-98  
 UMSL 71-79  
 Chicago L 75-79  
 Beloit W 77-66  
 Johns Hopkins W 73-56  
 New York L 66-83  
 Brandeis W 86-67  
 Rochester W 75-70  
 CWRU W 79-75  
 Emory W 82-63  
 Carnegie Mellon W 108-77  
 MacMurray W 82-64  
 Rochester W 61-54  
 Carnegie Mellon L 52-55  
 Emory W 79-69  
 Brandeis W 89-66  
 New York W 71-57  
 Chicago L 90-100

**1998-99 | 16-0, 10-4 UAA**  
*Coach: Mark Edwards*  
 UAA Champion  
 NCAA Midwest Region

Colby W 76-66  
 Ill. Wesleyan L 75-81  
 Millikin L 80-93  
 Hastings L 69-84  
 Neb. Wesleyan L 52-79  
 Skidmore W 88-59  
 Wash. & Lee W 66-64  
 Maryville W 66-63  
 MacMurray W 69-57  
 UMSL 48-73  
 Haverford W 75-58  
 Johns Hopkins L 61-68  
 New York W 66-51  
 Brandeis W 92-86  
 Rochester W 70-54  
 CWRU W 70-67  
 Emory W 71-60  
 Carnegie Mellon W 84-75  
 Rochester L 66-87  
 Carnegie Mellon W 89-61  
 Emory L 78-82  
 Brandeis W 91-89  
 New York W 84-81  
 Chicago W 80-72  
 Chicago L 60-69  
 Wheaton W 79-81

# YEAR-BY-YEAR RESULTS



## 1999-2000 | 17-8, 10-5 UAA Coach: Mark Edwards

Wittenberg	L	60-83
Roanoke	L	95-97
Pomona-Pitzer	L	64-82
CMS	W	61-49
Maryville	W	69-56
Colorado Coll.	W	82-59
Emory & Henry	W	83-63
Westminster	W	101-56
MacMurray	W	89-69
USML	W	80-68
Johns Hopkins	L	69-73
Emory	W	125-74
Carnegie Mellon	W	95-52
Chicago	L	71-81
Brandeis	W	101-80
New York	L	72-79
Rochester	L	69-74
CWRU	W	88-55
New York	W	57-45
Brandeis	W	93-87
CWRU	W	99-80
Rochester	W	73-41
Carnegie Mellon	W	74-50
Emory	W	83-78
Chicago	L	59-61

## 2000-01 | 23-4, 13-2 UAA Coach: Mark Edwards Second Round NCAA Midwest Region

Neb. Wesleyan	W	68-65
Illinois College	W	73-65
Westminster	W	94-74
Webster	W	105-72
Beloit	W	85-64
CMS	W	87-63
Maryville	W	77-63
Johns Hopkins	W	82-64
Ill. Wesleyan	L	86-94
Blackburn	W	87-64
Emory	W	74-71
Carnegie Mellon	W	85-69
Chicago	W	79-73
MacMurray	W	101-76
Brandeis	W	75-66
New York	W	82-34
Rochester	L	56-66
CWRU	W	101-56
New York	W	81-62
Brandeis	W	89-73
CWRU	W	103-47
Rochester	W	81-78
Carnegie Mellon	W	83-61
Emory	W	82-74
Chicago	L	84-70
Aurora	W	101-84
Elmhurst	L	78-77

## 2001-02 | 25-2, 14-0 UAA Coach: Mark Edwards UAA Champion NCAA Midwest/Great Lakes Sectional Semifinalist

Middlebury	W	99-68
Whitman	W	77-60
Hardin-Simmons	W	98-44
Berea	W	90-64
Hanover	L	55-63
Coe	W	100-80
Wisc. Lutheran	W	97-66

Webster	W	88-58
Ill. Wesleyan	W	81-58
MacMurray	W	78-55
Blackburn	W	71-55
Chicago	W	65-62
Emory	W	96-91
CWRU	W	97-92
New York	W	72-58
Brandeis	W	102-55
Rochester	W	65-48
Carnegie Mellon	W	76-72
Carnegie Mellon	W	71-66
Rochester	W	65-63
CWRU	W	82-49
Emory	W	93-47
Brandeis	W	95-71
New York	W	77-43
Chicago	W	64-62
Maryville (TN)	W	71-57
DePauw	L	87-90

## 2002-03 | 24-2, 13-1 UAA Coach: Mark Edwards Second Round NCAA Midwest Region

Wesleyan	W	91-63
Pomona-Pitzer	W	77-44
Dallas	W	91-72
Southwestern	W	70-64
Trinity	W	68-65
Coe	W	95-85
Ill. Wesleyan	W	88-75
MacMurray	W	74-60
Blackburn	W	76-45
Webster	W	95-53
Wis. Lutheran	W	82-81
Chicago	W	75-56
CWRU	W	102-33
Emory	W	96-84
Rochester	W	74-71
Carnegie Mellon	W	79-59
Brandeis	W	92-60
New York	W	64-56
New York	W	87-55
Brandeis	W	99-62
Emory	W	89-63
CWRU	W	85-67
Carnegie Mellon	W	98-63
Rochester	L	82-83
Chicago	W	85-50
Ill. Wesleyan	L	73-85

## 2003-04 | 19-6, 11-3 UAA Coach: Mark Edwards

UW-Platteville	W	83-78
Wittenberg	L	69-74
Webster	L	70-80
Otterbein	L	72-74
Edgewood	W	74-59
CMS	W	76-59
Ill. Wesleyan	W	65-61
Greenville	W	91-71
Fontbonne	W	73-46
MacMurray	W	78-56
Blackburn	W	85-53
Chicago	W	70-52
Emory	L	85-92
CWRU	W	89-73
New York	W	94-83
Brandeis	W	80-71
Rochester	L	47-68
Carnegie Mellon	W	94-80
Carnegie Mellon	W	98-88
Rochester	W	69-64

CWRU	W	89-82
Emory	W	86-68
Brandeis	W	75-65
New York	W	69-55
Chicago	L	64-79

## 2004-05 | 16-9, 8-6 UAA Coach: Mark Edwards

Tufts	W	99-84
Wittenberg	W	69-66
Illinois Wesleyan	L	70-90
Albion	L	61-81
Wis. Lutheran	W	94-53
Benedictine	L	95-100
Principia	W	86-70
Webster	W	90-70
Fontbonne	W	82-61
Blackburn	W	74-57
Maryville	W	80-52
Chicago	L	56-61
CWRU	L	74-76
Emory	W	84-74
Rochester	L	63-71
Carnegie Mellon	W	93-83
Brandeis	W	93-62
New York	W	88-68
New York	L	58-72
Brandeis	W	80-65
Emory	L	64-80
CWRU	W	83-63
Carnegie Mellon	L	93-99
Rochester	W	62-59
Chicago	W	69-60

## 2005-06 | 17-8, 9-5 UAA Coach: Mark Edwards

Robert Morris	L	73-76#
Simpson	L	84-96
Webster	W	83-63
CMS	W	73-68
Pomona-Pitzer	W	70-60
Dallas	W	67-43
Wisc. Lutheran	W	80-65
Blackburn	W	68-50
Ill. Wesleyan	L	56-83
Fontbonne	W	104-69
Maryville	W	84-59
Chicago	W	74-68

Emory	L	71-74
CWRU	W	86-69
New York	W	65-59
Brandeis	W	61-52
Rochester	W	67-62
Carnegie Mellon	L	80-86
Carnegie Mellon	L	72-79
Rochester	L	55-67
CWRU	W	111-74
Emory	W	102-100
Brandeis	W	78-68
New York	W	63-59
Chicago	L	57-67

## 2006-07 | 25-5, 11-3 UAA Coach: Mark Edwards

UAA Champion  
NCAA Midwest/Great Lakes  
Champion  
NCAA Final Four  
NCAA Third Place

Vassar	W	79-74
Colby	W	79-71
Blackburn	W	78-43
Augustana	L	73-75
Luther	W	87-71
Pomona-Pitzer	W	81-65
Ill. Wesleyan	W	75-63
Maryville	W	101-67
Fontbonne	W	83-63
Webster	W	81-65
Chicago	W	70-59
CWRU	W	73-56
Emory	W	78-73
Rochester	W	68-59
Carnegie Mellon	W	73-49
Brandeis	W	68-64
New York	W	79-78
New York	L	57-73
Brandeis	L	75-81
Emory	W	74-62
CWRU	W	86-65
Carnegie Mellon	W	94-73
Rochester	L	61-66
Chicago	W	79-74
Fontbonne	W	77-58

Whitworth	W	63-61
UW-Stevens Point	W	78-66
Hope	W	58-55
Virginia Wes.	L	65-67
Wooster	W	92-84

## 2007-08 | 25-6, 10-4 UAA Coach: Mark Edwards

NCAA Midwest/Great Lakes  
Champion  
NCAA Final Four  
NCAA National Champion

Ohio Northern	W	74-58
Calvin	L	82-87
Maryville	W	85-59
Augustana	L	60-66
Wis. Platteville	W	87-76
Earlham	W	94-64
Babson	W	68-66
Ill. Wesleyan	W	69-66
Fontbonne	W	73-57
Coe	W	68-63
Webster	W	74-60
Chicago	W	76-50
Emory	W	85-63
CWRU	W	85-57
New York	W	57-50
Brandeis	W	71-69
Rochester	L	70-73
Carnegie Mellon	L	55-86
Carnegie Mellon	W	79-68
Rochester	W	54-53
CWRU	W	71-68
Emory	W	78-71
Brandeis	L	66-68
New York	W	61-52
Chicago	L	66-74
Wooster	W	79-74
Augustana	W	70-67
Buena Vista	W	85-77
Millsaps	W	57-46
Hope	W	89-74
Amherst	W	90-68



The 2008-09 team made it back-to-back national championships for the Bears by posting a school-record 29-2 overall mark.



# YEAR-BY-YEAR RESULTS

## 2008-09 | 29-2, 13-1 UAA

*Coach: Mark Edwards*  
UAA Champion  
NCAA Regional Champion  
NCAA Final Four  
NCAA National Champion

North Park	W	89-65
Colorado Coll.	W	82-64
Augustana	W	87-82
Aurora	W	97-89
Anderson	W	70-68
Hamilton	W	85-57
Ill. Wesleyan	W	93-86
Fontbonne	W	89-78
Eureka	W	95-72
Elmhurst	L	75-82
Webster	W	68-55
Chicago •	W	74-62
CWRU•	W	85-77
Emory •	W	79-58
Rochester •	W	73-42
Carnegie Mellon •W		90-70
Brandeis •	W	80-75
New York •	W	67-56
New York •	W	73-55
Brandeis •	W	82-57
Emory •	W	71-68
CWRU •	W	71-63
Carnegie Mellon •W		77-63
Rochester •	L	69-70
Chicago •	W	72-49
Lawrence ¶	W	67-65
Wis.-Whitewater ¶	W	73-70
Wheaton ¶	W	55-52
St. Thomas ¶	W	79-64
Guilford ¶	W	77-58
Stockton ¶	W	61-52

## 2009-10 | 24-3, 13-1 UAA

*Coach: Mark Edwards*  
UAA Champion  
NCAA Second Round

MacMurray	W	88-53
Ohio Wesleyan	W	85-58
Ill. Wesleyan	W	76-71
McKendree	W	82-67
Pomona-Pitzer	W	76-50
Wheaton	W	64-62
Augustana	W	71-53
Fontbonne	W	82-64
Transylvania	L	69-73
Kalamazoo	W	70-44
Webster	W	69-60
Chicago •	W	64-60
Brandeis •	L	55-58
New York •	W	60-57
CWRU •	W	66-61
Carnegie Mellon •W		81-60
Rochester •	W	82-78
Emory •	W	65-56
Rochester •	W	68-59
Emory •	W	83-59
Brandeis •	W	92-82
New York •	W	71-63
CWRU•	W	65-62

Carnegie Mellon •W		95-58
Chicago •	W	64-60
Westminster ¶	W	79-71
Ill. Wesleyan ¶	L	70-75

## 2010-11 | 13-12, 7-7 UAA

*Coach: Mark Edwards*

MacMurray	W	79-57
UW-Eau Claire	W	62-57
UW-Platteville	L	49-64
Augustana	L	55-78
Hanover	L	52-56
CMS	W	66-57
Fontbonne	W	82-65
Wheaton	L	55-56
Ill. Wesleyan	W	83-75
Benedictine	W	67-52
Chicago •	L	77-79
Webster	L	58-61
Emory •	L	68-69
Rochester •	L	80-86
New York •	W	80-76
Brandeis •	W	70-36
Carnegie Mellon •W		70-62
CWRU •	W	80-65
Carnegie Mellon •L		65-78
CWRU •	W	80-71
Emory •	L	67-92
Rochester •	L	78-83
New York •	W	67-61
Brandeis •	W	77-75
Chicago •	L	67-74

## 2011-12 | 20-7, 11-3 UAA

*Coach: Mark Edwards*  
UAA Champion  
NCAA Regional

MacMurray	W	91-64
Whitman	W	68-65
Whitworth	L	66-88
Ohio Wesleyan	L	67-70
Principia	W	83-56
Whittier	W	84-72
Augustana	W	71-68
Webster	W	74-50
Wheaton	W	77-68
Ill. Wesleyan	L	56-71
Elmhurst	W	67-66
Chicago •	W	79-72
CWRU•	W	87-71
Carnegie Mellon •W		66-64
Brandeis •	W	80-54
New York	L	75-89
Rochester •	W	83-78
Emory •	W	99-88
Rochester •	L	84-94
Emory •	W	92-83
CWRU •	W	78-60
Carnegie Mellon •W		88-79
Brandeis •	L	69-79
New York •	W	74-68
Chicago •	W	73-60
Buena Vista ¶	W	71-59
North Central ¶	L	68-72

## 2012-13 | 21-6, 10-4 UAA

*Coach: Mark Edwards*  
UAA Champion  
NCAA Regional

Trinity	W	69-51
Southwestern	W	85-54
Fontbonne	W	85-62
Austin	W	94-63
Simpson	W	71-66
Wilmington	W	73-62
Ill. Wesleyan	W	67-57
Webster	W	72-49
Wheaton	L	64-66
Elmhurst	W	82-56
MacMurray	W	77-62
Chicago •	L	60-68
Emory •	W	86-84
Rochester •	L	81-93
New York •	W	68-59
Brandeis •	L	62-67
Carnegie Mellon •W		84-76
CWRU •	W	74-69
Carnegie Mellon •W		90-72
CWRU •	W	78-57
Emory •	W	68-65
Rochester •	W	72-53
New York •	L	82-86
Brandeis •	W	76-60
Chicago •	W	72-54
Spalding ¶	W	70-61
Ill.Wesleyan ¶	L	67-71

## 2013-14 | 24-3, 14-0 UAA

*Coach: Mark Edwards*  
UAA Champion  
NCAA Regional

Rhodes	W	90-60
Hendrix	W	91-64
Rose-Hulman	W	94-74
Whitman	W	76-68
Carthage	L	80-82
DePauw	W	71-60
Ill. Wesleyan	L	73-98
Coe	W	62-59
Fontbonne	W	87-50
Wheaton	W	84-80
Webster	W	85-68
Chicago •	W	80-69
Brandeis •	W	82-72
New York •	W	81-65
CWRU •	W	77-74
Carnegie Mellon •W		94-81
Rochester •	W	78-75
Emory •	W	70-66
Rochester •	W	77-61
Emory •	W	94-80
Brandeis •	W	95-82
New York •	W	79-75
CWRU •	W	87-61
Carnegie Mellon •W		83-79
Chicago •	W	86-73
Wilmington ¶	W	100-69
Calvin ¶	L	75-83

## 2014-15 | 20-6, 9-5 UAA

*Coach: Mark Edwards*  
NCAA Regional

Rhodes	W	85-71
Hendrix	W	75-68
UW-Eau Claire	W	72-61
Wheaton (Ill.)	W	73-69
Carthage	W	84-49
Fontbonne	W	82-67
La Verne	W	83-48
Trinity (Texas)	W	79-77
Webster	W	80-70
Ill. Wesleyan	W	90-72
Coe	W	88-78
Chicago •	L	43-63
Emory •	W	80-67
Rochester •	W	90-85
New York •	L	67-91
Brandeis •	W	79-68
Carnegie Mellon •W		79-59
CWRU •	L	78-89
Carnegie Mellon •L		59-72
CWRU •	W	95-75
Emory •	L	87-93
Rochester •	W	94-87
New York •	W	97-75
Brandeis •	W	72-44
Chicago •	W	84-67
DePauw ¶	L	73-83

## 2015-16 | 15-10, 7-7 UAA

*Coach: Mark Edwards*

Blackburn	W	90-60
Pomona-Pitzer	W	87-65
Johns Hopkins	W	78-62
Spalding	W	74-49
Hanover	W	84-64
Ill. Wesleyan	L	57-67
Webster	W	79-72
Augustana	L	67-70
Fontbonne	W	74-69
Centre	W	75-67
Wittenberg	L	61-72
Chicago •	L	69-70
CWRU •	W	96-80
Carnegie Mellon •W		92-84
Brandeis •	L	66-69
New York •	L	72-75
Rochester •	L	73-75
Emory •	L	73-82
Rochester •	L	64-77
Emory •	L	73-74
CWRU •	W	107-98
Carnegie Mellon •W		80-75
Brandeis •	W	88-62
New York •	W	71-70
Chicago •	W	67-54

## 2016-17 | 21-6, 12-22 UAA

*Coach: Mark Edwards*

Webster	W	60-59
DePauw	W	84-77
Hanover	W	81-61
Augustana	W	68-61
UC-Santa Cruz	W	84-69
UW-Eau Claire	L	50-64

Fontbonne	W	103-64
Central	L	80-84
Ill. Wesleyan	L	72-73
Ohio Wesleyan	W	82-66
Wooster	W	94-91
Chicago •	W	70-68
Emory •	W	71-63
Rochester •	W	81-76
New York •	W	89-72
Brandeis •	W	88-61
Carnegie Mellon •W		70-47
CWRU•	W	88-77
Carnegie Mellon •W		93-80
CWRU •	W	102-97
Emory •	W	94-65
Rochester •	L	61-74
New York •	W	91-66
Brandeis •	W	95-91
Chicago •	L	74-81
Wilmington ¶	W	87-72
Hope ¶	L	80-94

## 2017-18 | 22-4, 13-1 UAA

*Coach: Mark Edwards*

Wabash	W	82-70
Tufts	W	98-94
Principia	W	71-57
Ohio Northern	W	77-73
Mt. St. Joseph	L	76-94
Alma	W	96-86
Central (Iowa)	W	87-83
Fontbonne	W	98-68
Ill. Wesleyan	W	95-69
Augustana (Ill.)	L	57-72
Westminster	W	79-71
Chicago •	W	79-78
Brandeis •	W	84-56
New York •	W	113-75
CWRU •	W	100-64
Carnegie Mellon •W		104-70
Rochester •	W	77-62
Emory •	W	84-67
Rochester •	W	77-63
Emory •	W	82-69
Brandeis •	W	87-75
New York •	W	99-72
CWRU •	W	101-60
Carnegie Mellon •W		86-71
Chicago	L	77-86
Aurora ¶	L	80-82

## 2018-19 | 17-8, 10-4 UAA

*Coach: Pat Juckem*

Illinois College	W	91-62
Webster	L	64-72
Ill. Wesleyan	L	85-92
Carroll (Wis.)	W	71-69
Carthage	W	89-70
Pomona-Pitzer	W	66-62
UW-Platteville	L	62-64
Principia	W	87-65
Fontbonne	W	83-54
Augustana	L	63-77
Westminster	W	92-80
Chicago •	L	80-88
Emory •	L	98-108
Rochester •	W	93-62

# YEAR-BY-YEAR RESULTS



New York • W 91-70  
 Brandeis • W 53-50  
 Carnegie Mellon • W 68-56  
 CWRU • W 88-55  
 Carnegie Mellon • W 87-85  
 CWRU • W 66-63  
 Emory • L 82-105  
 Rochester • L 48-78  
 New York • W 73-54  
 Brandeis • W 75-54  
 Chicago • W 81-63

**2019-20** | 22-5, 11-3 UAA  
*Coach: Pat Juckem*  
 \*Season cut short due to COVID-19

Illinois College W 85-76  
 UW-Whitewater W 90-86  
 UW-Platteville L 63-76  
 Coe W 93-79  
 UW-Eau Claire W 56-55  
 Webster W 80-58  
 Augustana W 73-70  
 Rhodes W 80-55  
 Fontbonne W 86-44  
 Ill. Wesleyan W 97-88  
 Millikin L 61-63  
 Chicago • W 66-65  
 CWRU • W 88-66  
 Carnegie Mellon • W 80-72  
 Brandeis • W 70-60  
 New York • W 73-70  
 Rochester • W 76-66  
 Emory • L 67-80  
 Rochester • W 69-61  
 Emory • L 68-73  
 CWRU • W 77-71  
 Carnegie Mellon • W 99-68  
 Brandeis • W 77-70  
 New York • W 82-62  
 Chicago • L 70-77  
 Bethany Luth. ¶ W 102-68  
 Neb. Wesleyan ¶ W 79-58

**2020-21**  
*Coach: Pat Juckem*  
 \*No competition due to COVID-19

**2021-22** | 19-8, 8-6 UAA  
*Coach: Pat Juckem*  
 NCAA Regional

Millikin W 52-51  
 Webster L, 72-60  
 Blackburn W, 90-59  
 Webster W, 79-47  
 Dubuque w, 77-59  
 Rhodes W, 78-57  
 Hendrix W, 80-46  
 St. Thomas (TX) W, 59-51  
 Fontbonne W, 71-48  
 Ill. Wesleyan W, 71-61  
 Westminster W, 86-57  
 Emory • W, 72-61  
 Rochester • W, 70-61  
 NYU • W, 97-61

Brandeis • W, 67-53  
 Carnegie Mellon • L, 71-68  
 CWRU • L, 75-70  
 CWRU • W, 76-78  
 Carnegie Mellon • W, 65-63  
 Emory • L, 67-57  
 Rochester • L, 72-71  
 NYU • L, 68-62  
 Brandeis • L, 84-65  
 Chicago • W, 71-46  
 Chicago • W, 70-59  
 Cornell College ¶ W, 71-58  
 Wheaton ¶ L, 63-61

**2022-23** | 20-7, 10-4 UAA  
*Coach: Pat Juckem*  
 NCAA Regional

Blackburn W, 96-67  
 Wabash L, 70-67  
 Webster W, 53-52  
 Millikin W, 71-55  
 Augustana W, 70-69  
 Eureka W, 87-70  
 Pomona-Pitzer L, 71-69  
 Fontbonne W, 81-46  
 Principia W, 89-56  
 Westminster W, 86-49  
 Illinois Wesleyan W, 63-61  
 Chicago • W, 71-54  
 Brandeis • W, 73-65  
 NYU • W, 68-64  
 CWRU • L, 90-75  
 Carnegie Mellon • L, 71-58  
 Rochester • W, 63-47  
 Emory • W, 72-69  
 Rochester • W, 79-61  
 Emory W, 60-59  
 Brandeis W, 56-52  
 NYU • L, 65-52  
 CWRU • L, 75-74  
 Carnegie Mellon • W, 81-57  
 Chicago • W, 63-62  
 Coe ¶ W, 69-48  
 North Park ¶ L, 72-69

## KEY

- UAA Game
- ¶ NCAA Tournament Game
- \* Forfeit



**Salem, Va., March 22, 2008** – Senior Troy Ruths scored 33 points to lead Washington University in St. Louis to its first NCAA Division III Men’s Basketball National Championship with a 90-68 victory over No. 2-ranked and defending national champion Amherst College on March 22 at the Salem Civic Center in Salem, Va.

“Obviously it is a tremendous thrill for us to come out here and win the national championship. I think we played two great games against two good teams,” said Washington University head coach Mark Edwards, who improved his overall record to 477-233 in 27 seasons on the Danforth Campus. “To me that’s what basketball is all about. That’s Division III athletics and these are the kids that exemplify that.”

Ruths, who was named the Most Outstanding Player of the NCAA Championship and named the D3hoops.com National Player of the Year, was 9-of-13 from the field and hit a career-high 15-of-17 from the foul line. Ruths averaged 31.5 points and 7.0 rebounds per game at the Final Four, shooting 71.4 percent (20-28) from the field and 88.5 percent (23-26) from the foul line.

Sophomore Aaron Thompson added 19 points and four assists, and joined Ruths on the All-Tournament Team. Thompson averaged 17 points and four assists per game during the two-game stretch.

“Coming into this tournament I knew that without Sean (Wallis) we were going to need people to step up at critical times,” said Ruths, who finished his career second in points at Washington University with 1,801. “Throughout the whole season I saw a lot of double teams and triple teams and these last two games they decided to play me straight up and that’s what I was praying for.”

The Bears made it clear early on they were going inside to Ruths as he scored six of the first eight points, giving WU the 8-2 lead. Sophomore Cameron Smith equaled his point total from the first semifinal game with a three-pointer and a jump-off a steal in a span of 12 seconds, which pushed the lead to

13-4.

Thompson ignited an 8-0 run with two three-pointers and Ruths added two free-throws extending Washington U.’s lead to 21-8. Junior Tyler Nading and Ruths combined to score 13-straight points to keep the lead in double figures at 35-25. Thompson hit his third three-pointer of the half, and then freshman Caleb Knepper came off the bench and drilled a triple, pushing the lead to 41-31.

Washington University (25-6) held a 45-32 halftime advantage after shooting 53.3 (16-30) percent from the field and 88.9 percent (8-9) from the free-throw line. The Bears had 13 assists on 16 made field goals, and committed just five turnovers. WU’s defense held Amherst to 0-for-6 shooting from three-point range. Ruths led all scorers with 17 first-half points, while Thompson added 11.

Ruths scored the first six points of the second half as Washington U. held onto a 51-38 lead, but Amherst’s Andrew Olson canned back-to-back three-pointers and Fletcher Walters added a three to trim the lead to 53-47.

The Bears answered with an 8-2 run of their own to build the lead back to double figures at 61-49. An 8-0 run by the Bears gave Washington U. its largest lead of the game at 69-51 with 10:04 remaining.

Senior Danny O’Boyle drained a three-pointer at the 1:37 mark to push the lead to 87-68 and seal the first national championship by a men’s team in school history.

Nading added 13 points, five rebounds, four assists and four steals for the Bears, who tied a school record with their 25th win of the season. The Bears also won 25 games in 2001-02 and 2006-07. Washington U. outrebounded Amherst, 28-23, and improved its season record to 17-0 when leading at the half.

The Bears shot 60 percent (30-50) from the field for the game, including a sizzling 70 percent (14-20) in the second half. Washington U. also hit 23-of-28 (82.1 percent) from the foul line in the victory and forced 16 turnovers.

# BACK-TO-BACK

## Bears Capture Second-Straight NCAA Championship

**Salem, Va., March 21, 2009** – Senior Tyler Nading scored a game-high 20 points and senior Sean Wallis added 16 points and 10 assists as the Washington University in St. Louis men's basketball team repeated as NCAA Division III National Champions with a 61-52 victory over No. 6 Richard Stockton College at the Salem Civic Center.

Washington U., which won its 13th-straight postseason game, became the fourth NCAA Division III team to repeat as National Champions joining North Park University (1978-80), University of Wisconsin-Platteville (1998-99) and University of Wisconsin-Stevens Point (2004-05).

Wallis was named the Most Outstanding Player after averaging 15.5 points and 7.5 assists per game at the Final Four. He was joined on the All-Tournament Team by Nading, junior Aaron Thompson, Michael Farrow of Richard Stockton, Clay Henson of Guilford and James McNally of Franklin and Marshall.

Nading was 9-of-11 from the field and 2-of-2 from the foul line as he finished his four-year career on the Danforth Campus third in career scoring with 1,552 points.

Wallis, who was named second-team All-America by D3hoops.com, finished his record-breaking season with 251 assists. He also broke J.J. Siepierski's all-time WU record with 566 career assists. Junior Cameron Smith added eight points, eight rebounds and three steals for Washington U., while sophomore Caleb Knepper had eight points off the bench. Thompson was held to a season-low four points, but capped off the year by earning first-team All-American honors from D3hoops.com.

The Bears shot 48 percent (24-50) from the field, and out-rebounded Richard Stockton, 41-29.

Washington University won 20 of its last 21 games of the season to finish with a school-record 29-2 overall mark. The Bears posted a 10-1 record against teams ranked in the top-25, and beat six-straight ranked opponents en route to the Division III National Championship.

- The Bears won their second-straight Division III National Championship with a 61-52 victory over Richard Stockton College on March 21, in Salem, Va. Washington U. also appeared in its third-straight Final Four.

- WU finished with a school-record 29-2 overall mark and won its ninth University Athletic Association (UAA) championship.

- Head coach Mark Edwards captured his 500th career win on Feb. 28, with a 72-49 victory over Chicago on Senior Day. Edwards was also named the NABC and Molten/DIII News National Coach of the Year.

- Senior Sean Wallis set the single-season assist mark of 251 and the all-time Washington U. record of 566. Senior Tyler Nading also finished his career ranked first in steals (187).

- Washington University captured the 25th Annual Lopata Classic with a 93-86 win over No. 13 Illinois Wesleyan on Dec. 6. Tyler Nading was named the Most Valuable Player of the tournament.

- Junior Aaron Thompson was named a D3hoops.com first-team All-America, while Sean Wallis picked up second-team honors. Tyler Nading also earned fourth-team All-America honors from DIII News.

- Washington U. had five players earn all-UAA accolades and seven earn academic all-UAA honors following the season.

- Junior Cameron Smith earned third-team *ESPN The Magazine* Academic All-America honors, while Smith, Tyler Nading and Aaron Thompson earned Academic All-District VII accolades.



Year	Record	Coach
1904-05	1-0	M.P. Burroughs
1905-06	1-3	I.W. Boynton
1906-07	6-4	J.M. Blanchard
1907-08	4-2	J.M. Blanchard
1908-09	6-5	Francis Cayou
1909-10	7-5	Francis Cayou
1911-12	8-5	Francis Cayou
1912-13	4-8	Francis Cayou
1913-14	7-6	Bill Edmunds
1914-15	6-7	R.L. Thomas
1915-16	6-11	George Fricke
1916-17	7-12	George Fricke
1917-18	9-8	R.B. Rutherford
1918-19	9-9	R.B. Rutherford
1919-20	13-5	R.B. Rutherford
1920-21	3-15	Mathew Brown
1921-22	1-18	C.O. Applegran
1922-23	8-10	C.O. Applegran
1923-24	10-9	Donald White
1924-25	10-8	Donald White
1925-26	7-9	Donald White
1926-27	5-10	Donald White
1927-28	10-12	Donald White
1928-29	11-7	Donald White
1929-30	8-7	Donald White
1930-31	7-11	Donald White
1931-32	10-9	Donald White
1932-33	11-6	Donald White
1933-34	7-11	Donald White
1934-35	7-11	Donald White
1935-36	6-13	Hudson Hellmich
1936-37	6-12	Hudson Hellmich
1937-38	4-17	Hudson Hellmich
1938-39	11-10	Hudson Hellmich
1939-40	7-13	Hudson Hellmich
1940-41	9-8	Bob Kinnan
1941-42	10-13	Bob Kinnan
1942-43	9-10	Bob Kinnan
1943-44	12-5	Lawrence McCreary
1944-45	10-9	Charles Heiser
1945-46	10-17	Bob Kinnan
1946-47	11-14	Ray Blake
1947-48	10-11	Blair Gullion
1948-49	13-9	Blair Gullion
1949-50	17-6	Blair Gullion
1950-51	16-5	Blair Gullion
1951-52	9-10	Blair Gullion
1952-53	13-11	John Palcheff
1953-54	12-10	Blair Gullion
1954-55	8-14	Blair Gullion
1955-56	17-5	Blair Gullion
1956-57	12-9	Blair Gullion
1957-58	11-10	Blair Gullion
1958-59	9-13	Blair Gullion
1959-60	11-13	Chuck Smith
1960-61	7-13	Chuck Smith
1961-62	11-11	Chuck Smith
1962-63	18-8	Chuck Smith
1963-64	16-8	Chuck Smith
1964-65	21-6	Chuck Smith
1965-66	10-12	Bob Greenwood
1966-67	6-18	Bob Greenwood
1967-68	9-14	Bob Greenwood
1968-69	12-9	Bob Greenwood
1969-70	8-15	Bob Greenwood
1970-71	7-18	Dale Snider
1971-81	No competition	
1981-82	3-16	Mark Edwards
1982-83	6-20	Mark Edwards



**Mark Edwards - 685-293 - 37 seasons**



**Chuck Smith - 84-59 - Six seasons**

1983-84	8-18	Mark Edwards
1984-85	15-9	Mark Edwards
1985-86	14-12	Mark Edwards
1986-87	21-7	Mark Edwards
1987-88	22-7	Mark Edwards
1988-89	20-8	Mark Edwards
1989-90	17-9	Mark Edwards
1990-91	19-9	Mark Edwards
1991-92	14-12	Mark Edwards
1992-93	15-10	Mark Edwards
1993-94	18-7	Mark Edwards
1994-95	23-4	Mark Edwards
1995-96	23-6	Mark Edwards
1996-97	17-9	Mark Edwards
1997-98	14-11	Mark Edwards
1998-99	16-10	Mark Edwards
1999-00	17-8	Mark Edwards
2000-01	23-4	Mark Edwards
2001-02	25-2	Mark Edwards
2002-03	24-2	Mark Edwards
2003-04	19-6	Mark Edwards
2004-05	16-9	Mark Edwards
2005-06	17-8	Mark Edwards
2006-07	25-5	Mark Edwards
2007-08	25-6	Mark Edwards
2008-09	29-2	Mark Edwards
2009-10	24-3	Mark Edwards
2010-11	13-12	Mark Edwards
2011-12	20-7	Mark Edwards
2012-13	21-6	Mark Edwards
2013-14	24-3	Mark Edwards
2014-15	20-6	Mark Edwards
2015-16	15-10	Mark Edwards
2016-17	21-6	Mark Edwards
2017-18	22-4	Mark Edwards
2018-19	17-8	Pat Juckem
2019-20	22-5	Pat Juckem
2020-21	No competition	
2021-22	19-8	Pat Juckem

**ALL-TIME RECORD - 1,342-955 (.584)**

## Career Coaching Records

Coach	Record	Pct.
Mark Edwards	685-293	.700
Blair Gullion	134-102	.568
Donald White	103-110	.484
Chuck Smith	84-59	.587
<b>Pat Juckem</b>	<b>58-21</b>	<b>.734</b>
Bob Greenwood	45-68	.398
Bob Kinnan	38-48	.442
Hudson Hellmich	34-65	.343
R.B. Rutherford	31-22	.585
Francis Cayou	25-23	.521
John Palcheff	13-11	.542
George Fricke	13-23	.361
Lawrence McCreary	12-5	.706
Ray Blake	11-14	.440
J.M. Blanchard	10-6	.625
Charles Heiser	10-9	.526
C.O. Applegran	9-27	.250
Bill Edmunds	7-6	.538
Dale Snider	7-18	.280
R.L. Thomas	6-7	.462
Mathew Brown	3-15	.167
M.P. Burroughs	1-0	1.000
L.W. Boynton	1-3	.250




## 1986-87 – 21-7 • NCAA Regional



**Row 1:** Ken Saylor, Kevin O'Connell, Rodney DeWalt, Kim Moyer, Rick Shelton, Steve Malchow. **Row 2:** John Fullilove, Jon Bergman, Paul Jackson, Kevin Suiter, Brent Rueter, Jeff Unterreiner, Tom Fluegel. **Row 3:** Richard Potosky, assistant coach Dennis Kruse, assistant coach Pete Manuel, Tim Curran, Patrick Ryan, Kevin Kowalski, Scott Owens, Ron Wilwert, Greg Bott,

## 1987-88 – 22-7 • NCAA Quarterfi-



**Row 1:** John Fullilove, Jon Bergman, Tom Fluegel, Kevin Suiter, Paul Jackson, Brian Wilkening, Jeff Unterreiner. **Row 2:** David Charlton, Kevin O'Connell, Kim Moyer, Rick Robinson, Kevin Kowalski, Scott Owens, Tim Curran, Ken Saylor, Rodney DeWalt, Mike Fischer, assistant coach Pete Manuel. **Row 3:** Assistant coach Dennis Kruse, Richard Pototsky, assistant coach Rick Shelton, Pete Eschenbach, Steve Horstmann, Tim Otten, Steve Gause, Matt Wilkenson, Greg Bott,

## 1988-89 – 20-8 • NCAA Regional



**Row 1:** Doug Dingwerth, Kevin Kowalski, Kevin O'Connell, Greg Bott, Kim Moyer, Scott Owens. **Row 2:** Brian Bradshaw, Joe Joffrin, Chris Bailey, Pete Eschenbach, Scott Fiedler, Tim Otten, Robb Rickett. **Row 3:** Assistant coach Pete Manuel, assistant coach Rick Shelton, Jim Anderson, Mike Vehaskari, Brian Holt, Gary Johnson, Jim White, Brad Berry, Ian Steele,

## 1990-91 – 19-9 • NCAA Regional



**Row 1:** Doug Dingwerth, Robb Rickett, Scott Fiedler, Jed Barga. **Row 2:** Wayne Drash Brett Spoerle, Steve Franke, Troy Griffin, Charlie Borsheim, Jim White, Lance Shoulders, Jim Anderson, Brian Nix, Mike Collins. **Row 3:** Head coach Mark Edwards, assistant coach Pete Manuel, assistant coach Dennis Kruse, John Denk, Terrance Blackford, David Jacob, Jim Bridges, Tim Laczowski, Jonathan Carter, Jeff Show-

## 1994-95 – 23-4 • NCAA Regional



**Row 1:** David Spanella, Steve Theil, Brian Klaus, Rhys Daunic, Mark Witkowski, Matt Hixenbaugh, Nate Philipp, Jared Iverson. **Row 2:** Kevin Rille, Tim Whittle, Matt McCracken, Jeff Hutz, Shawn Winn, Dan Fisher, Tim Spiker, J.J. Siepierski, Gene Nolan. **Row 3:** Assistant coach Kevin O'Connell, head coach Mark Edwards, Scott Garson, Brad Borgman, Chad Garr, Matt

## 1995-96 – 23-6 • NCAA Quarterfi-




**Row 1:** Nate Earnest, Kevin Prunty, Nate Philipp, Rhys Daunic, Brian Panek, Patrick Costello. **Row 2:** Dean Jones, Brian Klaus, Chris Heidbrink, Brad Borgman, Tim Whittle, Gene Nolan, Kevin Rille, J.J. Siepierski, Matt Schiltz, Drue Hood, assistant coach Tim Spiker. **Row 3:** Assistant coach Kevin O'Connell, head coach Mark Edwards, Scott Henderson, Josh Jungman, Matt Greear, Brent Dalrymple, Kevin Folkl, Levi Funches,

## 1996-97 – 17-9 • NCAA Regional



**Row 1:** Dee Moore, Erich Hermes, Jeff Beyers, Kevin Prunty, Nate Earnest, Theo Anderson, John Ashcraft, Dean Jones. **Row 2:** Brian Panek, Nate Philipp, Matt Schiltz, J.J. Siepierski, Brad Borgman, Dan Reynolds, Brian Klaus. **Row 3:** Assistant coach Travis Snelling, assistant coach John Daniel, Ryan Rist, Scott Henderson, Chad Garr, Matt Greear, Levi Funches, David Cerven, Dan Cooper, Chris Heidbrink, assistant coach

## 1998-99 – 16-10 • NCAA Regional



**Row 1:** Kevin Prunty, Brian Panek. **Row 2:** Brad Kaplan, Ryan Pawling, David DeGreef, Dan Fisher, David Cerven, Dan Cooper, Ryan Moss, Dean Jones. **Row 3:** Assistant coach Travis Snelling, assistant coach John Daniel, Clay Haynes, Derek Laur, Austin Bredow, Christopher Alexander, Ben Wanger, John Ashcraft, Ryan Patton, Chris Carroll, assistant coach Kevin O'Connell, head coach Mark Edwards. **Row 4:** Michael

## 2000-01 – 23-4 • NCAA Regional



**Row 1:** Ron Fernandez, AJ Walker, Larry Schindler, Paul Briant, Michael Paradoski, Matt Tabash. **Row 2:** Jim Thomas, Dustin Tylka, Joel Parrott, Christopher Alexander, Ryan DeBoer, Ryan Pawling, Derek Laur, Ryan Patton. **Row 3:** Gaurav Mani, assistant coach John Daniel, assistant coach David Cerven, Jarriot Rook, Michael Kriss, Andrew Boyink, Nick Guerts, Chris Jeffries, head coach Mark Edwards, assistant

## 2001-02 – 25-2 • NCAA Regional



**Row 1:** Ben Nevitt, Michael Faherty, Rob Keller, Sean Moore, Alex Bast, Ron Fernandez. **Row 2:** Michael Paradoski, Dustin Tylka, Joel Parrott, Jarriot Rook, Chris Jeffries, Matt Tabash, Larry Schindler. **Row 3:** Head coach Mark Edwards, assistant coach David Cerven, Anthony Hollins, Ryan DeBoer, Nick Guerts, Michael Kriss, Ritchey Young, Jim Thomas, Barry Bryant, assistant coach Kevin O'Connell.

## 2002-03 – 24-2 • NCAA Re-



**Row 1:** Josh Lubatkin, Scott Stone, Michael Faherty, Rob Keller, Calvin Williams, Ian Ashcraft-Williams. **Row 2:** Ben Nevitt, Matt Tabash, Larry Schindler, Dustin Tylka, Chris Jeffries, Joel Parrott, Anthony Hollins, Barry Bryant, Alex Bast, Ethan Manske. **Row 3:** Assistant coach David Cerven, head coach Mark Edwards, Ryan DeBoer, Michael Kriss, Mike Grunst, Nick Guerts, Jarriot Rook, Ritchey Young, Josh Henry, Michael Paradoski, assistant coach Kevin O'Connell.

## 2006-07 – 25-5 • NCAA Third



**Row 1:** Matt Slavin, Phil Syvertsen, Brenton Keller, Tyler Born, Ross Kelley, Sean Wallis, Cameron Smith. **Row 2:** Aaron Thompson, Zach Greenberg, Michael Young, Ray Wagner, Cameron Williams, Nick Nikitas, John Wolf, Ben Kussman, manager Ron Hernandez. **Row 3:** Assistant coach Tim Whittle, head coach Mark Edwards, Alex Baron, Tyler Nading, Moss Schermerhorn, Jonathan Breshears, Danny O'Boyle, Troy Ruths, Zach Kelly, Tom Blount, Tyler Gordon, assistant coach Caleb Lawson, assistant coach Michael Knight.

## 2009-10 – 24-3 • NCAA Regional



**Row 1:** Brett Sapp, Isaiah Honick, Dylan Richter, Jake Seymour, J.D. Elder. **Row 2:** James Gill, Sean Stanley, Max Needle, Ross Kelley, Aaron Thompson, Zach Kelly, Cameron Smith, Sean Wallis, Nash Oh, Ben Hoener, Andrew Osborn. **Row 3:** Manager Austin Wesevich, assistant coach Caleb Lawson, Gipson Lyles, Robert Burnett, Austin Curry, Spencer Gay, John Appel, Caleb Knepper, Alex Toth, Michael Hoffman, Zach Stoler, assistant coach Buddy Sodemann, head coach Mark Edwards.

## 2011-12 – 20-7 • NCAA Regional



**Row 1:** David Fatoki, Kevin Bischoff, Alan Aboona, Sean Stanley, Ben Hoener, Dylan Richter, Jake Seymour, Tim Cooney, Max Needle, Jerome Barnes, Brayden Teuscher. **Row 2:** Assistant coach Caleb Lawson, manager Adam Lowenstein, assistant coach John Patterson, Kent Lacob, Connor Duermit, Matt Palucki, James Gill, Andrew Osborn, Robert Burnett, Will Patt, Alex Toth, Chris Klimek, Jordan Rapp, Peter Szostak, Nick Burt, head coach Mark Edwards, assistant coach Zach Greenberg.

## 2012-13 – 21-6 • NCAA Regional



**Row 1:** Tom Garvin, Luke Silverman-Lloyd, Tim Cooney, Alan Aboona, Ben Hoener, Chris Heaney, Zaron Marshall. **Row 2:** Manager Adam Lowenstein, Eli Morris, David Fatoki, Kevin Bischoff, Max Needle, Robert Burnett, Jerome Barnes, Kent Lacob, Alex Oserowsky, manager Trevor Casson. **Row 3:** Assistant coach John Patterson, assistant coach Caleb Lawson, Jordan Rapp, Nick Burt, Matt Palucki, Will Patt, Peter Szostak, Chris Klimek, Brandon Staffeil, head coach Mark Edwards, assistant coach Zach Greenberg.

## 2013-14 – 24-3 • NCAA Regional



**Row 1:** Manager Adam Lowenstein, Tommy Nowels, David Fatoki, Kent Lacob, Luke Silverman-Lloyd, manager Trevor Casson. **Row 2:** Chandler Malone, Alex Kim, Will Patt, Tim Cooney, Chris Klimek, Jordan Rapp, Alan Aboona, Peter Rankowitz, Michael Bregman. **Row 3:** Assistant coach Aaron Thompson, head coach Mark Edwards, Patrick Lasowski, Clinton Hooks, Grant Koby, Brandon Staffeil, Nick Burt, Matt Palucki, Mitch Styczynski, Tom Garvin, Gabe Owens, Hassan Mason, assistant coach William Carey, assistant coach Caleb Lawson.

## 2014-15 – 20-6 • NCAA Regional



**Row 1:** Luke Silverman-Lloyd, Alex Kim, Chandler Malone, Peter Rankowitz, Michael Bregman, Clinton Hooks. **Row 2:** Manager Jesse Levine, Sasha Sobolev, Kevin Kucera, CJ Harrington, Nick Burt, David Fatoki, Kent Lacob, Matt Palucki, Nico Ipparraguirre, Jake Knupp, Trey Lampley, student assistant Jamie Swimmer. **Row 3:** Assistant coach Aaron Thompson, head coach Mark Edwards, David Schmelter, Matt Highsmith, Tom Garvin, Grant Koby, Mitch Styczynski, Patrick Lasowski, Brandon Staffeil, Gabe Owens, Andrew Sanders, manager Trevor Casson, assistant coach Caleb Lawson, assistant coach William Carey.

## 2016-17 – 21-6 • NCAA Regional



**Row 1:** Kevin Kucera, Michael Bregman, CJ Harrington, Clinton Hooks, Andrew Sanders. **Row 2:** Michael Geistler, Hassan Folks, Johnny Worrall, DeVaughn Rucker, Josh Davis, Sean Dunsue, Jonathan Arenas, Markell Foreman, Hank Hunter, Ryan Lane, Matt Nester, Mickey Bell. **Row 3:** Assistant coach Jason Jabbari, assistant coach Caleb Lawson, head coach Mark Edwards, Jack Wiernicki, Matt Highsmith, David Schmelter, Marcus Meyer, Sasha Sobolev, Will Galik, Jake Knupp, Matt Galik, manager Jesse Levine, manager Jason Kunisaki.



## 2017-08 – 22-4 • NCAA Regional



**Row 1:** Manager John Wang, Ethan Block, Josh Davis, Payden Webb, Jack Nolan, manager Andrew Sweren. **Row 2:** DeVaughn Rucker, Jonathan Arenas, Jake Knupp, Andrew Sanders, Sasha Sobolev, David Schmelter, Matt Highsmith, Kevin Kucera, Matt Nester, Mickey Bell. **Row 3:** Assistant coach Jason Jabbari, assistant coach Caleb Lawson, Hassan Folks, Jack Wiernicki, Michael Geistler, Marcus Meyer, Peter French, Hank Hunter, Benjamin French, Ryan Lane, Hamish McGregor, Louis Reinmiller, head coach Mark Edwards, assistant coach Steve Wilcutt.

## 2019-20 – 22-5 • NCAA Sectional



**Row 1:** All-Purpose Personnel Caleb Heusel, Payden Webb, DeVaughn Rucker, Louis Reinmiller, Matt Nester, Jonathan Arenas, Hank Hunter, Jack Nolan, Matt Gonzalo, All-Purpose Personnel Kai Lacefield. **Row 2:** Assistant coach Kevin Dux, head coach Pat Juckem, Tanner Baird, Justin Hardy, Kameron Mack, Liam Dillon, Kevin Davet, Spencer Boehm, Nate Bloedorn, Charlie Jacob, David Windley, assistant coach Jason Jabbari, assistant coach Steve Wilcutt.

## 2021-22 – 19-8 • NCAA Regional



**Row 1:** All-Purpose Personnel Caleb Heusel, assistant coach Josh Horwitz, Jabari Chiphe, Tyler Carlson, David Windley, Charlie Jacob, Kameron Mack, Jack Nolan, Justin Hardy, Matt Gonzalo, Kyle Beedon, All-Purpose Personnel Jerry Li, All-Purpose Personnel Kai Lacefield. **Row 2:** Assistant coach Steve Wilcutt, head coach Pat Juckem, Jonathan Coffy, Tanner Baird, Drake Kindsvater, Chidero Nwokolo, Liam Dillon, Jake Wolf, Kevin Davet, Spencer Boehm, Nate Bloedorn, Tyler Van Eekeren, assistant coach Kevin Dux, assistant coach Jason Jabbari.

## 2022-23 – 20-7 • NCAA Regional



**Row 1:** All-Purpose Personnel Aaron Tandatnick, Kyle Beedon, Matt Gonzalo, Kevin Davet, Charlie Jacob, Nate Bloedorn, Liam Dillon, Jabari Chiphe, All-Purpose Personnel Sarah Ambrose. **Row 2:** Assistant coach Steve Wilcutt, head coach Pat Juckem, Hayden Doyle, Chidera Nwokolo, Drake Kindsavter, Jake Wolf, Calvin Kapral, Will Grudzinski, Tyler Van Eekeren, Yogi Oliff, Jonathan Coffy, Tyler Carlson, assistant coach Jason Jabbari, assistant coach Luke Collins.

**2007-08 – 25-6 • NCAA National Champions**



**Row 1:** Matt Devries, Ross Kelley, Brett Sapp, Brenton Keller, Mike Kranz. **Row 2:** Matt Slavin, Cameron Smith, John Wolf, Troy Ruths, Danny O’Boyle, Moss Schermerhorn, Sean Wallis, Aaron Thompson, Zach Greenberg, manager Ron Hernandez. **Row 3:** Assistant coach Michael Knight, head coach Mark Edwards, Caleb Knepper, Spencer Gay, Tyler Nading, Zach Kelly, John Appel, Tom Blount, Tyler Gordon, Alex Baron, Michael Young, assistant coach Tim Whittle, manager Austin Wesevich.

**2008-09 – 29-2 • NCAA National Champions**



**Row 1:** Brenton Keller, J.D. Elder, Justin Caresia, Isaiah Honick, Brett Sapp. **Row 2:** Jake Seymour, Dylan Richter, Ross Kelley, Sean Wallis, Tyler Nading, Cameron Smith, Aaron Thompson, Zach Greenberg, John Wolf. **Row 3:** Manager Austin Wesevich, head coach Mark Edwards, Caleb Knepper, Alex Baron, Zach Kelly, John Appel, Tom Blount, Spencer Gay, Alex Toth, Austin Curry, assistant coach Tim Whittle, assistant coach Caleb Lawson.

## All-Time Postseason History

### 1963 • College Division Great Lakes Regional • NCAA Regional

<u>Round</u>	<u>Date</u>	<u>Opponent</u>	<u>Score</u>	<u>Site</u>	<u>High Scorer</u>
First Round	March 8	Augustana College (Ill.)	W, 71-65	St. Louis, Mo.	Sandy Pomeranz - 27
Second Round	March 9	University of Evansville	L, 76-85	St. Louis, Mo.	Sandy Pomeranz - 22

### 1964 • College Division Midwest Regional • NCAA First Round

First Round	March 6	State College of Iowa	L, 56-71	Cedar Falls, Iowa	Ed Dancy - 18
Consolation	March 7	Nebraska Wesleyan	W, 77-74	Cedar Falls, Iowa	Ray Cerskus - 17

### 1965 • College Division Great Lakes Regional • NCAA Quarterfinal

First Round	March 5	Central Missouri State	W, 82-65	Warrensburg, Mo.	Wayne Williams - 20
Second Round	March 6	Abilene Christian	W, 69-66	Warrensburg, Mo.	Wayne Williams - 17
Quarterfinal	March 12	Southern Illinois	L, 67-76	Evansville, Ind.	George Spencer - 16

### 1987 • Division III South Regional • NCAA Regional

First Round	March 6	Rust College	W, 69-68	St. Louis, Mo.	Kevin Suiter - 18
Second Round	March 7	North Carolina Wesleyan	L, 64-66	St. Louis, Mo.	Jon Bergman - 19

### 1988 • Division III South Regional • NCAA Quarterfinal

First Round	March 4	Christopher Newport	W, 64-62	St. Louis, Mo.	Jon Bergman - 21
Second Round	March 5	Centre College	W, 74-59	St. Louis, Mo.	Kevin Suiter - 19
Quarterfinal	March 12	Nebraska Wesleyan	L, 55-58	Lincoln, Neb.	Jon Bergman - 15

### 1989 • Division III South Regional • NCAA Regional

First Round	March 3	Rust College	W, 2-0	Danville, Ky.	Forfeit
Second Round	March 4	Centre College	L, 68-69	Danville, Ky.	Scott Owens - 23

### 1991 • Division III South Region • NCAA Second Round

First Round	Feb. 28	Maryville College (Tenn.)	W, 76-73	Maryville, Tenn.	Charlie Borsheim - 20
Second Round	March 2	Randolph-Macon	L, 53-77	Ashland, Va.	Jed Bargaen - 16

### 1995 • Division III Midwest Region • NCAA Second Round

First Round	March 2	Beloit College	W, 68-60	St. Louis, Mo.	Gene Nolan - 19
Second Round	March 4	Illinois Wesleyan	L, 65-90	Bloomington, Ill.	Brent Dalrymple - 20

### 1996 • Division III Midwest Region • NCAA Quarterfinal

First Round	Feb. 29	Rose-Hulman	W, 76-74	St. Louis, Mo.	Gene Nolan - 29
Second Round	March 2	Wheaton College (Ill.)	W, 93-75	Wheaton, Ill.	Tim Whittle - 20
Sectional Semifinal	March 8	Christopher Newport	W, 87-71	Roanoke, Va.	J.J. Siepierski - 22
Quarterfinal	March 9	Illinois Wesleyan	L, 61-73	Roanoke, Va.	Kevin Folkl - 20

### 1997 • Division III Midwest Region • NCAA First Round

First Round	March 6	Rose-Hulman	L, 69-86	Terre Haute, Ind.	J.J. Siepierski - 30
-------------	---------	-------------	----------	-------------------	----------------------

### 1999 • Division III Midwest Region • NCAA First Round

First Round	March 4	Wheaton College	L, 79-81	Wheaton, Ill.	Chris Alexander - 26
-------------	---------	-----------------	----------	---------------	----------------------

### 2001 • Division III Midwest Region • NCAA Second Round

First Round	March 1	Aurora University	W, 101-84	St. Louis, Mo.	Chris Alexander - 24
Second Round	March 3	Elmhurst College	L, 77-78	Elmhurst, Ill.	Chris Alexander - 21



## All-Time Postseason History

### 2002 • Division III Midwest Region • NCAA Sectional

Second Round	March 2	Maryville College (Tenn.)	W, 71-57	St. Louis, Mo.	Jarriot Rook - 27
Sectional Semifinal	March 8	DePauw University	L, 87-90	Westerville, Ohio	Chris Jeffries - 30

### 2003 • Division III Midwest Region • NCAA Second Round

<u>Round</u>	<u>Date</u>	<u>Opponent</u>	<u>Score</u>	<u>Site</u>	<u>High Scorer</u>
Second Round	March 8	Illinois Wesleyan	L, 73-85	St. Louis, Mo.	Chris Jeffries - 20

### 2007 • Division III Final Four • NCAA Third Place

First Round	March 2	Fontbonne University	W, 77-58	St. Louis, Mo.	Troy Ruths - 26
Second Round	March 3	Whitworth College	W, 63-61	St. Louis, Mo.	Tyler Nading - 25
Sectional Semifinal	March 9	UW-Stevens Point	W, 78-66	Stevens Point, Wis.	Tyler Nading - 21
Sectional Final	March 10	Hope College	W, 58-55	Stevens Point, Wis.	Sean Wallis - 22
Final Four	March 16	Virginia Wesleyan College	L, 65-67	Salem, Va.	Troy Ruths - 21
Third Place	March 17	College of Wooster	W, 92-84	Salem, Va.	Tyler Nading - 22

### 2008 • Division III Final Four • NCAA National Champion

First Round	March 7	College of Wooster	W, 79-74	Rock Island, Ill.	Troy Ruths - 28
Second Round	March 8	Augustana College	W, 70-67 (ot)	Rock Island, Ill.	Troy Ruths - 21
Sectional Semifinal	March 14	Buena Vista University	W, 85-77 (ot)	St. Louis, Mo.	Aaron Thompson - 25
Sectional Final	March 15	Millsaps College	W, 57-46	St. Louis, Mo.	Troy Ruths - 23
Final Four	March 21	Hope College	W, 89-74	Salem, Va.	Troy Ruths - 30
NCAA Final	March 22	Amherst College	W, 90-68	Salem, Va.	Troy Ruths - 33

### 2009 • Division III Final Four • NCAA National Champion

First Round	March 6	Lawrence University	W, 67-65	Elmhurst, Ill.	Aaron Thompson - 26
Second Round	March 7	UW-Whitewater	W, 73-70	Elmhurst, Ill.	Aaron Thompson - 21
Sectional Semifinal	March 13	Wheaton College (Ill.)	W, 55-52	Wheaton, Ill.	Sean Wallis - 18
Sectional Final	March 14	University of St. Thomas	W, 79-64	Wheaton, Ill.	Tyler Nading - 28
Final Four	March 20	Guilford College	W, 77-58	Salem, Va.	Aaron Thompson - 30
NCAA Final	March 21	Richard Stockton College	W, 61-52	Salem, Va.	Tyler Nading - 20

### 2010 • Division III Midwest Region • NCAA Second Round

First Round	March 5	Westminster College (Mo.)	W, 79-71	St. Louis, Mo.	Sean Wallis - 21
Second Round	March 6	Illinois Wesleyan	L, 70-75	St. Louis, Mo.	Aaron Thompson - 20

### 2012 • Division III Midwest Region • NCAA Second Round

First Round	March 2	Buena Vista University	W, 71-59	St. Louis, Mo.	Dylan Richter - 18
Second Round	March 3	North Central College	L, 68-72	St. Louis, Mo.	Ben Hoener - 16

### 2013 • Division III Midwest Region • NCAA Second Round

First Round	March 2	Spalding University	W, 70-61	St. Louis, Mo.	Ben Hoener - 19
Second Round	March 9	Illinois Wesleyan	L, 67-71	St. Louis, Mo.	Chris Klimek - 19

### 2014 • Division III Midwest Region • NCAA Second Round

First Round	March 7	Wilmington College (OH)	W, 100-69	St. Louis, Mo.	Alan Aboona - 27
Second Round	March 8	Calvin College	L, 75-83	St. Louis, Mo.	Alan Aboona - 26

### 2015 • Division III Midwest Region • NCAA First Round

First Round	March 5	DePauw University	L, 73-83	St. Louis, Mo.	David Fatoki - 19
-------------	---------	-------------------	----------	----------------	-------------------

## All-Time Postseason History

### 2017 • Division III Midwest Region • NCAA Second Round

First Round	March 3	Ripon College	W, 87-72	Holland, Mich.	Clinton Hooks - 25
Second Round	March 4	Hope College	L, 80-94	Holland, Mich.	Kevin Kucera - 25

### 2018 • Division III Midwest Region • NCAA First Round

First Round	March 2	Aurora University	L, 80-82	St. Louis, Mo.	Andrew Sanders - 21
-------------	---------	-------------------	----------	----------------	---------------------

### 2020 • Division III Midwest Region • NCAA Sectional

First Round	March 6	Bethany Lutheran College	W, 102-68	Lincoln, Neb.	Jack Nolan - 29
Second Round	March 7	Nebraska Wesleyan	W, 79-58	Lincoln, Neb.	Justin Hardy - 26

### 2022 • Division III Region • NCAA Second Round

First Round	March 4	Cornell College	W, 71-58	St. Louis, Mo.	Jack Nolan - 28
Second Round	March 5	Wheaton	L, 63-61	St. Louis, Mo.	Jack Nolan - 20

### 2023 • Division III Region • NCAA Second Round

First Round	March 3	Coe College	W, 69-48	St. Louis, Mo.	Kevin Davet - 20
Second Round	March 4	North park	L, 72-69	St. Louis, Mo.	Charlie Jacob - 15

**All-Time College Division Record – 4-3 (.571)**

**All-Time NCAA Tournament Record – 37-21 (.637)**

# Home Sweet Home

The Washington University Field House celebrates its 42nd season in 2023-24 as one of the greatest homecourts in all of NCAA Division III basketball.

The Field House has been a friendly home court for the Washington University men’s basketball team over the past 41 seasons. The Bears head into the 2023-24 campaign with a 414-84 (.831) record at home since the 1984-85 season.

WashU has posted three undefeated seasons at the Field House since 1984-85 (1996-96, 2001-02, 2006-07).



## Year-by-Year Record in the Field House

Season	Record	Pct.
1984-85	10-1	.909
1985-86	9-6	.600
1986-87	12-2	.857
1987-88	13-3	.813
1988-89	11-1	.916
1989-90	11-3	.786
1990-91	12-2	.857
1991-92	10-6	.625
1992-93	9-1	.900
1993-94	9-3	.750
1994-95	14-1	.933
1995-96	11-0	1.000
1996-97	13-2	.867
1997-98	8-2	.800
1998-99	9-4	.692
1999-00	10-1	.909
2000-01	13-1	.929
2001-02	14-0	1.000
2002-03	13-1	.929
2003-04	10-2	.833
2004-05	8-3	.727
2005-06	10-2	.833
2006-07	14-0	1.000
2007-08	13-1	.929
2008-09	9-1	.900
2009-10	13-2	.867
2010-11	8-3	.727
2011-12	12-2	.857
2012-13	11-2	.846
2013-14	15-1	.938
2014-15	9-2	.818
2015-16	6-6	.500
2016-17	8-4	.667
2017-18	11-2	.846
2018-19	10-3	.769
2019-20	11-1	.917
2020-21	No Competition	
2021-22	13-3	.813
2022-23	11-3	.786
<b>Total</b>	<b>414-84</b>	<b>.831</b>
<b>UAA Opponents:</b>	<b>208-37</b>	<b>.849</b>
Most Consecutive Wins:	31	(1/26/01-3/1/03)
Win Streak vs. UAA:	22	(2/6/94-1/24/97)

# SERIES RECORDS



<b>Opponent</b>	<b>Record</b>	<b>First Game</b>	<b>Last Game</b>
Abilene Christian	2-0	1961-62	1964-65
Adrian	1-0	1984-85	1984-85
Air Force Acad.	1-4	1956-57	1970-71
Albion	0-1	2004-05	2004-05
Alma	1-0	2017-18	2017-18
American	0-1	1965-66	1965-66
Amherst	1-1	1990-91	2007-08
Anderson	1-0	2008-09	2008-09
Arizona	2-0	1948-49	1957-58
Arizona State	1-1	1949-50	1950-51
Arkansas	0-2	1953-54	1953-54
Arkansas State	2-0	1945-46	1946-47
Auburn	1-0	1947-48	1947-48
Augustana (Ill.)	7-6	1962-63	2019-20
Aurora	3-1	1982-83	2008-09
Austin	1-0	2012-13	2012-13
Babson	2-1	1993-94	2007-08
Baldwin-Wallace	1-0	1949-50	1949-50
Ball State	0-1	1990-91	1990-91
Bartlesville	1-0	1984-85	1984-85
Beloit	12-8	1950-51	2000-01
Benedictine	1-1	2004-05	2010-11
Berea	1-0	1970-71	2001-02
Bethany Luth.	1-0	2019-20	2019-20
Blackburn	11-6	1970-71	2022-23
Bradley	1-4	1942-43	1947-48
Brandeis	52-12	1988-89	2019-20
Brown	1-0	1968-69	1968-69
Bucknell	0-1	1966-67	1966-67
Buena Vista	2-0	2007-08	2011-12
Butler	0-4	1932-33	1933-34
California-Davis	1-0	1959-60	1959-60
UC-Santa Barba	0-1	1960-61	1960-61
UC-Santa Cruz	1-0	2016-17	2016-17
Caltech	2-0	1984-85	1995-96
Calvin	0-2	2007-08	2013-14
Canisius	1-0	1955-56	1955-56
Carleton	2-1	1957-58	1993-94
Carnegie Mellon	56-9	1987-88	2019-20
Carroll (Wis.)	2-0	1989-90	2018-19
Carthage	2-1	2013-14	2018-19
CWRU	51-5	1982-83	2019-20
Centenary	7-1	1947-48	1961-62
Central (Iowa)	5-1	1906-07	2017-18
Cent. Michigan	0-1	1967-68	1967-68
Central Missouri	1-2	1964-65	1969-70
Cent. Wesleyan	3-1	1906-07	1912-13
Centre	8-5	1962-63	2015-16
Chicago	53-23	1907-08	2019-20
CBC	1-0	1907-08	1907-08
Chris. Newport	2-0	1987-88	1995-96
CMS	9-0	1985-86	2010-11
Coe	6-0	2001-02	2019-20
Colby	2-0	1998-99	2006-07
Colorado Coll.	2-1	1992-93	2008-09
Concordia (Mo.)	11-10	1905-06	1984-85
Cornell	1-0	1955-56	1955-56

<b>Opponent</b>	<b>Record</b>	<b>First Game</b>	<b>Last Game</b>
Creighton	15-26	1928-29	1959-60
Culver-Stockton	2-2	1946-47	1969-70
Dallas	2-0	2002-03	2005-06
Denver	0-3	1954-55	1970-71
DePauw	11-17	1957-58	2016-17
Detroit Tech	1-0	1962-63	1962-63
Drake	31-34	1911-12	1963-64
Drury	3-2	1935-36	1967-68
Dubuque	1-0	2022-23	2022-23
Earlham	1-0	2007-08	2007-08
Eastern Illinois	7-6	1938-39	1967-68
Eden Seminary	0-1	1944-45	1944-45
Edgewood	1-0	2003-04	2003-04
Elmhurst	2-2	2000-01	2012-13
Emory	49-19	1987-88	2022-23
Emory & Henry	1-0	1999-00	1999-00
Emporia State	1-1	1946-47	1962-63
Eureka	4-1	1983-84	2008-09
Evansville	2-4	1952-53	1962-63
Florida Pres.	1-1	1968-69	1969-70
Fontbonne	22-1	1994-95	2022-23
Frank. & Marshall	1-0	1985-86	1985-86
Fresno State	1-0	1951-52	1951-52
Great Lakes	1-0	1968-69	1918-19
Greenville	2-0	1968-69	2003-04
Grinnell	25-15	1919-20	1986-87
Guilford	1-0	2008-09	2008-09
Gust. Adolphus	1-0	1989-90	1989-90
Hamilton	2-0	1995-96	2008-09
Hamline	0-2	1954-55	1959-60
Hanover	2-2	2001-02	2016-17
Hardin-Simmons	1-1	1958-59	2001-02
Harris-Stowe	3-1	1944-45	1981-82
Harvard	2-1	1950-51	1970-71
Hastings	0-1	1998-99	1998-99
Haverford	2-0	1990-91	1998-99
Hendrix	3-0	2013-14	2022-23
Hofstra	0-1	1966-67	1966-67
Hope	2-1	2006-07	2016-17
Idaho	2-0	1952-53	1955-56
Illinois	2-12	1907-08	1964-65
Illinois College	19-3	1946-47	2019-20
Illinois Tech	0-1	1982-83	1982-83
Illinois State	13-3	1906-07	1966-67
Ill. Wesleyan	20-23	1933-34	2022-23
Indiana	1-6	1924-25	1948-49
Indiana State	8-8	1948-49	1964-65
Iowa	1-9	1936-37	1956-57
Iowa State	15-7	1911-12	1964-65
Johns Hopkins	11-7	1984-85	2015-16
Kalamazoo	1-0	2009-10	2009-10
Kansas	11-45	1908-09	1948-49
Kansas City	4-0	1959-60	1960-61
Kansas State	7-20	1913-14	1930-31
Kentucky	0-2	1942-43	1947-48
Kenyon	2-1	1967-68	1983-84
Knox	2-0	1987-88	1988-89

<b>Opponent</b>	<b>Record</b>	<b>First Game</b>	<b>Last Game</b>
Lakeland (Wis.)	0-1	1981-82	1981-82
Lawrence	1-0	2008-09	2008-09
La Verne	2-0	1993-94	2014-15
Lindenwood	1-0	1981-82	1981-82
Logan	0-1	1981-82	1981-82
Louisiana Tech	0-1	1959-60	1959-60
Louisville	1-5	1947-48	1949-50
Loyola-Chicago	4-15	1931-32	1969-70
Loyola-NOLA	1-2	1952-53	1959-60
Luther	1-0	2006-07	2006-07
MacMurray	27-5	1961-62	2012-13
Marquette	1-1	1964-65	1965-66
Marshall	1-1	1947-48	1952-53
Maryville (Mo.)	22-6	1981-82	2007-08
Maryville (Tenn.)	11-0	1990-91	1990-91
Massachusetts	1-0	1964-65	1964-65
MIT	3-0	1986-87	1991-92
McKendree	9-5	1913-14	2009-10
Memphis State	0-1	1955-56	1955-56
Michigan	1-7	1952-53	1959-60
Michigan State	0-1	1947-48	1947-48
Middlebury	1-0	2001-02	2001-02
Millikin	11-19	1949-50	2022-23
Millsaps	7-2	1982-83	2007-08
Mississippi	0-1	1986-87	1986-7
Mississippi St.	1-0	1954-55	1954-55
Missouri	31-72	1905-06	1964-65
UMKC	0-2	1992-93	1993-94
Missouri-Rolla	48-5	1911-12	1982-83
UMSL	4-12	1983-84	1999-00
Missouri Valley	5-0	1948-49	1970-71
Morningside	0-2	1968-69	1970-71



**The Bears have recorded 37-consecutive winning seasons dating back to the 1984-85 season.**



**WashU has compiled a 1,323-947 (.583) overall record in 103 seasons of competition.**

Mt. St. Joseph	0-1	2017-18	2017-18
Murray State	0-2	1995-96	1997-98
Nebraska	6-11	1917-18	1948-49
Neb.-Omaha	1-0	1961-62	1961-62
Neb. Wesleyan	4-3	1918-19	2019-20
New Mexico	2-0	1961-62	1963-64
New Mexico St.	1-0	1958-59	1958-59
New York	51-15	1987-88	2019-20
NC Wesleyan	0-1	1986-87	1986-87
North Central	1-1	1969-70	2011-12
North Dakota	2-0	1948-49	1953-54
NE Missouri St.	0-2	1969-70	1970-71
N. Illinois	1-6	1951-52	1969-70
N. Michigan	0-1	1967-68	1967-68
North Park	1-2	1969-70	2008-09
Northwestern	0-2	1931-32	1987-88
NW Missouri St.	0-1	1969-70	1969-70
Notre Dame	0-3	1934-35	1941-42
Ohio Northern	2-0	2007-08	2017-18
Ohio Wesleyan	2-2	1984-85	2016-17
Oklahoma	7-15	1919-20	1970-71
Oklahoma City	1-0	1941-42	1941-42
Oklahoma St.	15-24	1925-26	1946-47
Oregon State	0-1	1942-43	1942-43
Otterbein	0-1	2003-04	2003-04
Parks College	5-0	1943-44	1991-92
Pennsylvania	0-1	1966-67	1966-67
Pomona-Pitzer	9-3	1988-89	2018-19
Portland	1-2	1956-57	1960-61
Princeton	0-1	1963-64	1963-64
Principia	7-1	1981-82	2018-19
Purdue	0-10	1923-24	1954-55
Quincy	3-3	1964-65	1970-71

Randolph-Macon	0-1	1990-91	1990-91
Regis	6-1	1954-55	1965-66
Rhodes	16-7	1949-50	2022-23
Ripon	1-0	2016-17	2016-17
Roanoke	1-1	1996-97	1999-00
Robert Morris	1-0	2005-06	2005-06
Rochester	40-26	1985-86	2019-20
Rockhurst	1-2	1961-62	1967-68
Rose-Hulman	10-11	1968-69	2013-14
Rust	3-0	1986-87	1988-89
St. Benedict's	1-0	1964-65	1964-65
Saint Louis	37-29	1914-15	1985-86
Saint Mary's	1-2	1954-55	1958-59
Saint Thomas	2-0	2008-09	2022-23
San Francisco	0-1	1956-57	1956-57
San Francisco St.	1-1	1960-61	1963-64
San Jose State	1-2	1954-55	1960-61
Santa Barbara	1-1	1953-54	1960-61
Sewanee	5-1	1963-64	1991-92
Shurtleff	6-2	1905-06	1913-14
Simpson	1-2	1996-97	2012-13
Skidmore	1-0	1998-99	1998-99
South Dakota	2-0	1950-51	1955-56
SE Missouri State	9-3	1909-10	1970-71
S. California	1-1	1931-32	1942-43
S. Illinois	6-14	1904-05	1969-70
S. Methodist	1-0	1954-55	1954-55
Southwestern	2-0	2002-03	2012-13
SW Missouri St.	2-2	1959-60	1962-63
Spalding	2-0	2012-13	2015-16
Springfield	1-1	1950-51	1952-53
Stetson	0-1	1965-66	1965-66
Stockton	1-0	2008-09	2008-09
Swarthmore	2-0	1987-88	1994-95
Texas A&M	1-0	1941-42	1941-42
Texas Christian	0-1	1941-42	1941-42
Texas Tech	0-2	1941-42	1950-51
Texas Western	1-3	1955-56	1958-59
Toledo	0-1	1949-50	1949-50
Transylvania	0-1	2009-10	2009-10
Trenton State	1-0	1992-93	1992-93
Trinity (Texas)	4-0	1984-85	2014-15
Troy State	1-0	1970-71	1970-71
Tufts	2-0	2004-05	2017-18
Tulane	0-1	1951-52	1951-52
Tulsa	10-12	1934-35	1946-47
Utah	1-0	1953-54	1953-54
Utah State	2-1	1955-56	1958-59
Valparaiso	15-13	1948-49	1966-67
Vanderbilt	1-1	1948-49	1949-50
Vassar	1-0	2006-07	2006-07
Virginia Wes.	0-1	2006-07	2006-07
Wabash	5-15	1952-53	2017-18
Warrenton	0-1	1921-22	1921-22
Washburn	7-7	1934-35	1970-71
Wash. & Lee	3-3	1962-63	1998-99
Wayne State	11-7	1949-50	1967-68
Webster	26-4	1985-86	2022-23
Wesleyan (CT)	2-0	1996-97	2002-03

W. Texas State	1-0	1963-64	1963-64
Western Illinois	3-6	1939-40	1986-87
W. Michigan	1-3	1953-54	1959-60
W. Ontario	2-0	1959-60	1960-61
Westminster	23-6	1930-31	2022-23
Wheaton (Ill.)	15-9	1960-61	2014-15
Whitman	3-0	2001-02	2013-14
Whittier	3-0	1989-90	2011-12
Whitworth	1-1	2006-07	2011-12
Wichita	2-1	1945-46	1946-47
William Jewell	7-5	1907-08	1983-84
Wilmington	2-0	2012-13	2013-14
Wisconsin	0-4	1930-31	1961-62
Wis.-Eau Claire	3-1	2010-11	2019-20
Wis. Lutheran	4-0	2001-02	2005-06
Wis.-Milwaukee	0-2	1966-67	1967-68
Wis.Platteville	2-3	2003-04	2019-20
Wis.-Stevens Point	1-0	2006-07	2006-07
Wis.-Whitewater	2-0	2008-09	2019-20
Wittenberg	1-5	1961-62	2015-16
Wooster	3-0	2006-07	2016-17
Wyoming	0-1	1945-46	1945-46
Yale	0-1	1940-41	1940-41
<b>TOTAL</b>		<b>1,323-947</b>	<b>(.583)</b>



**Washington University is 369-118 (.757) all-time in the UAA and has won 16 conference championships.**



**• A •**

Abegg, Pat | 1985-86\*  
 Aboona, Alan | 2011-14  
 Adydan, Scott | 1998-99  
 Alexander, Chris | 1998-2001  
 Alfermann, David | 1993-94  
 Allen, Scott | 1984-85  
 Amos, Fred | 1982-83, 1985  
 Anderson, Grant | 2004-05  
 Anderson, James | 1989-92  
 Anderson, Matt | 1997-98  
 Anderson, Theo | 1996-97  
 Appel, John | 2008-10  
 Arenas, Jonathan | 2017-20  
 Ashcraft, John | 1996-98  
 Ashcraft-Williams, Ian | 2003-04

**• B •**

Bailey, Chris | 1987-90  
 Baird, Tanner | 2019-22  
 Bargaen, Jed | 1989-91  
 Barnes, Jerome | 2010-13  
 Baron, Alex | 2006-08  
 Bast, Alex | 2001-03  
 Becker, Richard | 1982-84  
 Beedon, Kyle | 2021-23  
 Bell, Mickey | 2016-18  
 Bergman, John | 1984-88  
 Berry, Brad | 1988-89  
 Betz, Rick | 1991-93  
 Biegalski, Jack | 1981-82  
 Binzer, Tom | 1981-83  
 Bischoff, Kevin | 2010-13  
 Blackford, Terrance | 1990-91  
 Block, Ethan | 2017-18  
 Bloedern, Nate | 2019-23  
 Bloemker, Rob | 1984-86  
 Blount, Tom | 2006-09  
 Boehm, Spencer | 2019-22  
 Bollefer, Tim | 1990-911  
 Borgman, Brad | 1994-98  
 Born, Tyler | 2005-07  
 Borsheim, Charlie | 1989-93  
 Bott, Greg | 1985-89  
 Boyink, Andrew | 1999-2001  
 Bradshaw, Brian | 1987-89  
 Bredow, Austin | 1996-99  
 Bregman, Michael | 2013-17  
 Breshears, Jonathan | 2003-07  
 Bryant, Barry | 2001-03  
 Burnett, Robert | 2009-13  
 Burt, Nick | 2011-15  
 Byers, Jeff | 1996-97

**• C •**

Caresia, Justin | 2008-09

Carlson, Tyler | 2021-23  
 Carroll, Chris | 1998-99  
 Carter, Jonathan | 1990-94  
 Casson, Trevor | 2011-15\*  
 Cerven, David | 1995-99  
 Charlton, David | 1987-88  
 Checkett, Trey | 2018-19  
 Chiphe, Jabari | 2020-23  
 Christ, Shawn | 1992-94  
 Chu, Daniel | 1983-85  
 Clark, Zak | 2001-03  
 Coffy, Jonathan | 2021-23  
 Cooney, Tim | 2010-14  
 Cooper, Dan | 1995-99  
 Cordes, Matt | 1995-96  
 Cosentino, James | 2004-06  
 Courson, Cole | 2015-16  
 Cox, Jarrett | 1993-94  
 Craig, Sam | 2015-16  
 Curran, Tim | 1986-88  
 Curry, Austin | 2008-11

**• D •**

Dalrymple, Brent | 1992-96  
 Daunic, Rhys | 1993-96  
 Davet, Kevin | 2019-23  
 Davis, John | 1992-94  
 Davis, Josh | 2016-18  
 DeBoer, Ryan | 2000-04  
 DeGreeff, David | 1998-2000  
 Denk, John | 1990-92  
 DeVries, Matt | 2007-08  
 DeWalt, Rodney | 1985-88  
 Diament, Michael | 1986-87  
 Dillon, Liam | 2019-23  
 Dinger, Greg | 1988-89  
 Dingwerth, Doug | 1987-91  
 Doyle, Hayden | 2021-23  
 Dreyer, Mark | 1981-82

**• E •**

Earnest, Nathan | 1995-97  
 Edler, J.D. | 2008-10  
 Eschenbach, Peter | 1987-90

**• F •**

Faherty, Michael | 2001-05  
 Fatoki, David | 2011-15  
 Fiedler, Scott | 1987-91  
 Fischer, Mike | 1987-88  
 Fisher, Dan | 1993-95  
 Fisher, Dan | 1997-98  
 Fluegel, Tom | 1984-88  
 Folkl, Kevin | 1992-96  
 Folks, Hassan | 2016-18  
 Foreman, Markell | 2016-17

Franke, Stephen | 1989-92  
 Franzese, Patrick | 1991-92\*  
 French, Ben | 2015-18  
 French, Peter | 2017-18  
 Fullilove, John | 1985-88  
 Funches, Levi | 1994-98

**• G •**

Galik, Matthew | 2015-16  
 Galik, William | 2015-16  
 Gancarz, Jeff | 1990-91  
 Garr, Chad | 1994-97  
 Garson, Scott | 1994-95  
 Garvin, Tom | 2012-14  
 Gause, Steve | 1987-88  
 Gay, Spencer | 2007-11  
 Geistler, Michael | 2016-18  
 Georgetown, Chris | 1984-85  
 Geurts, Nick | 1999-2003  
 Gibson, Gordon | 2018-19  
 Gill, James | 2009-12  
 Gilliland, Mike | 1981-82  
 Gonzalo, Matt | 2019-22  
 Gordon, Tyler | 2006-08  
 Grabowski, James | 2004-05  
 Grahon, Sean | 1993-94  
 Greear, Matt | 1994-98  
 Greenberg, Zach | 2006-09  
 Griffin, Neal | 2003-06  
 Griffin, Troy | 1990-93  
 Gronauer, Skip | 1982-83  
 Grudzinski, Will | 2022  
 Grunst, Michael | 02-06

**• H •**

Haber, Michael | 1985-86  
 Hacker, Darren | 1983-85  
 Hampden, Madison | 2005-06  
 Hampton, Shane | 1993-94  
 Hardy, Justin | 2019-22  
 Harrington, CJ | 2014-17  
 Harwood, Seth | 1991-92  
 Hassell, Wendell | 1981-82  
 Hayes, Michael | 1998-99  
 Haynes, Clay | 1998-99  
 Heaney, Chris | 2012-13  
 Heer, Sam | 1993-14  
 Heidbrink, Chris | 1993-98  
 Henderson, Scott | 1995-97  
 Henning, Grant | 2010-11  
 Henry, Josh | 2002-06  
 Hermes, Erich | 1996-97  
 Heusel, Caleb | 2018-22\*  
 Highsmith, Matt | 2014-18  
 Hixenbaugh, Matt | 1993-95  
 Hoener, Ben | 2009-13

Hoffman, Michael | 2009-10  
 Hohlt, Brian | 1988-89  
 Hollins, Anthony | 2001-05  
 Holton, Matthew | 1991-2  
 Honick, Isaiah | 2008-11  
 Hood, Drue | 1995-96  
 Hooks, Clinton | 2013-17  
 Hunter, Hank | 2016-20  
 Hurdle, Jeff | 1989-90  
 Hutz, Jeff | 1991-95

**• I •**

Iparraguirre, Nico | 2014-16  
 Iverson, Jared | 1991-95

**• J •**

Jackson, Paul | 1983-88  
 Jacob, Charlie | 2018-23  
 Jeffries, Chris | 1999-03  
 Joffrion, Joe | 1987-89  
 Johnson, Gary | 1988-90  
 Johnson, Ken | 1981-83  
 Jones, Dean | 1995-99\*  
 Joseph, Sid | 1982-83  
 Jungman, Josh | 1995-96

**• K •**

Kadera, Rick | 1988-89\*  
 Kaplan, Brad | 1999  
 Kaplan, Carl | 1981-85\*  
 Kapral, Calvin | 2022  
 Keller, Brenton | 2006-08  
 Keller, Rob | 2001-05  
 Kelley, Ross | 2006-10  
 Kelly, Zach | 2006-10  
 Kemna, Mark | 1984-86  
 Kim, Alex | 2013-15  
 Kindsvater, Drake | 2021-23  
 Klaus, Brian | 1994-97  
 Klimek, Chris | 2011-14  
 Knepper, Caleb | 2007-11  
 Knox, Bernard | 1981-83  
 Knupp, Jake | 2014-18  
 Koby, Grant | 2013-15  
 Kollins, Michael | 1989-91\*  
 Kowalski, Kevin | 1986-90  
 Kranz, Mike | 2008  
 Kriss, Michael | 1999-03  
 Kucera, Kevin | 2014-18  
 Kunisaki, Jason | 2015-17\*  
 Kussman, Ben | 2006

**• L •**

Lacefield, Kai | 2019-23\*  
 Lacob, Kent | 2011-15

Laczkowski, Tim | 1990-94  
 Lampley, Trey | 2015  
 Lane, Ryan | 2016-18  
 Lasowski, Patrick | 2013-16  
 Laur, Derek | 1997-01  
 Law, Brian | 1982  
 Leipholtz, David | 1998-00  
 Levine, Jesse | 2014-17\*  
 Li, Jerry | 2019-23\*  
 Lowenstein, Adam | 2010-14\*  
 Lubarski, Max | 2007\*  
 Lubatkin, Josh | 2002-05  
 Lyles, Gipson | 2009-11

• M •

Mack, Kameron | 2018-22  
 Malchow, Steve | 1987  
 Malone, Chandler | 2013-15  
 Marshall, Zarion | 2013  
 Martin, Dan | 1999  
 Martin, Greg | 1990  
 Mason-Hassan | 2014  
 Maurer, Jeff | 1992  
 Maurer, Todd | 1990  
 Mayberger, Joe | 1981-85  
 McCracken, Matt | 1991-95  
 McDonald, Roy | 1983  
 McGranahan, Chris | 1991  
 McGregor, Hamish | 2018  
 McIntosh, Brian | 2004  
 McLean, Eric | 2011  
 Meyer, Marcus | 2015-19  
 Miller, Van | 1983  
 Milstein, Mark | 1990  
 Mimlitz, Jim | 1983  
 Moore, Sean | 2002  
 Moore, Dee | 1996-00\*  
 Morris, Eli | 2013  
 Moss, Ryan | 1997-00  
 Moyer, Kim | 1985-89  
 Muller, Nick | 1984  
 Mullin, Kevin | 2016

• N •

Nading, Tyler | 2005-09  
 Needle, Max | 2009-13  
 Nester, Matt | 2016-20  
 Nevitt, Ben | 2001-05\*  
 Nikitas, Nick | 2005-07  
 Nix, Brian | 1989-93  
 Nolan, Gene | 1992-96  
 Nolan, Jack | 2017-22  
 Nowels, Tommy | 2014  
 Nwokolo, Chidera | 2020-23

• O •

O'Boyle, Danny | 2004-08  
 O'Connell, Kevin | 1985-89  
 Oh, Nash | 2010  
 Oliff, Yogi | 2022  
 Onarheim, Anders | 1984  
 Osborn, Andrew | 2009-12  
 Oserowsky, Alex | 2013  
 Otten, Tim | 1987-89  
 Owens, Gabe | 2013-15  
 Owens, Scott | 1986-90

• P •

Palucki, Matt | 2011-15  
 Panek, Brian | 1995-99  
 Paradoski, Michael | 1999-2003  
 Parrott, Joel | 1999-2003  
 Patt, Will | 2010-14  
 Patton, Ryan | 1997-01  
 Pawling, Ryan | 1998-00  
 Pfluger, Mike | 1982-84  
 Philipp, Nathan | 1994-98  
 Phillips, Carlson | 1997-98  
 Pierce, Nelson | 1997-98  
 Plurad, Bo | 1981-82  
 Polizzi, Joe | 1982-86  
 Pototsky, Richard | 1986-90\*  
 Prunty, Kevin | 1995-99

• R •

Rankowitz, Peter | 2013-16  
 Rapp, Jordan | 2010-14  
 Reinmiller, Louis | 2017-20  
 Renfro, Lorenzo | 1981-82  
 Reynolds, Dan | 1996-97  
 Rickett, Rob | 1987-91  
 Richter, Dylan | 2008-12  
 Rille, Kevin | 1992-96  
 Rist, Ryan | 1996-97  
 Robinson, Rick | 1986-90  
 Roemer, Rick | 1983-84  
 Romanek, Daron | 1981-82  
 Rook, Jarriot | 1999-2003  
 Rucker, DeVaughn | 2016-20  
 Rueter, Brent | 1983-87  
 Russina, Brian | 1993-94  
 Ruths, Troy | 2004-08  
 Ryan, Chris | 1984-85  
 Ryan, Patrick | 1986-87

• S •

Sanders, Andrew | 2014-18  
 Sapp, Brett | 2007-11  
 Saylor, Ken | 1986-88  
 Schermerhorn, Moss | 2004-08

Schiltz, Matt | 1995-96  
 Schindler, Larry | 1999-2003  
 Schmelter, David | 2014-18  
 Schmier, Brad | 1997-98  
 Schutz, Jamie | 1991-93  
 Seymour, Jake | 2008-12  
 Shaich, Michael | 2018-19\*  
 Shelton, Ricky | 1983-87  
 Shoulders, Lance | 1989-93  
 Showalter, Jeff | 1990-91  
 Siepierski, JJ | 1993-97  
 Silverman-Lloyd | 2012-16  
 Sladoje, Steve | 1988-90  
 Slavin, Matt | 2006-08  
 Smith, Cameron | 2006-10  
 Sobolev, Sasha | 2014-18  
 Spanella, David | 1994-95\*  
 Sparrow, Mark | 1982-86  
 Spiker, Tim | 1993-95  
 Spoerle, Brett | 1989-91  
 Staffeil, Brandon | 2012-15  
 Stanley, Sean | 2009-11  
 Stapen, Matthew | 1988-89  
 Staub, Patrick | 2003-05  
 Steele, Ian | 1988-89  
 Steffen, John | 1981-84  
 Stiles, P.J. | 2003-04  
 Stoddard, Mark | 1993-94  
 Stone, Scott | 2002-06  
 Styczynski, Mitch | 2013-15  
 Suiter, Kevin | 1984-88  
 Syvertsen, Phil | 2005-07  
 Sweren, Andrew | 2017-19\*  
 Szostak, Peter | 2011-13

• T •

Tabash, Matt | 1999-2003  
 Teter, Nick | 1982-83  
 Tuescher, Brayden | 2010-11  
 Theil, Steve | 1994-95  
 Thomas, Jim | 1999-02  
 Thompson, Aaron | 2006-10  
 Thomson, Chris | 1998-99  
 Toth, Alex | 2008-12  
 Tylka, Dustin | 1999-2003

• U •

Unterreiner, Jeff | 1984-88

• V •

Valentino, Noah | 1999-2000  
 Van Eekeren, Tyler | 2021-23  
 Vehaskari, Mike | 1988-89  
 Vollmer, Paul | 1983-85

• W •

Wagner, Ray | 2004-07  
 Wagner, Steve | 1982-83  
 Wallis, Sean | 2005-10  
 Wang, John | 2017-18\*  
 Wang, Tim | 2010-11  
 Wanger, Ben | 1999-2000  
 Ward, Tom | 2003-04  
 Webb, Payden | 2017-21  
 Weeks, Tom | 1981-85  
 Wendt, Dan | 1999-2000  
 Wesevich, Austin | 2007-10\*  
 White, Jim | 1988-92  
 Whittle, Tim | 1992-96  
 Wilcox, Keith | 1989-90\*  
 Wiernicki, Jack | 2015-18  
 Wilkening, Brian | 1984-88  
 Wilkenson, Matt | 1987-88  
 Williams, Calvin | 2002-05  
 Williams, Cameron | 2003-06  
 Wilwert, Ron | 1986-88  
 Windley, David | 2018-22  
 Winn, Shawn | 1991-95  
 Witkowski, Mark | 1993-95  
 Wolf, Jake | 2021-23  
 Wolf, John | 2006-09  
 Woodson, Carlson | 1984-86  
 Worrall, Johnny | 2016-17

• Y •

York, Brandon | 2003-05  
 Yoskowitz, Marc | 1992-93  
 Young, Michael | 2006-08  
 Young, Ritchey | 2001-03  
 Young, Steve | 1983-84\*

\* Team Manager

**Note:** Letterwinners list includes student-athletes from 1982-2023