

WASHINGTON UNIVERSITY IN ST. LOUIS

| TABLE OF CONTENTS | |
|----------------------------|-------|
| Bear Record Book | 2-5 |
| Honors & Awards | 6-11 |
| The Founders Cup | 12 |
| The UAA | 13 |
| Year-by-Year Results | 14-21 |
| Coaching Records | 21 |
| Series Records | 22 |



FOOTBALL





TEAM RECORDS - OFFENSE

The Rushing Game

RUSHING YARDS

Season: 2,661 1948
Average Per Game: 266.1 1948
Game: 633 1938 vs. McKendree

RUSHING ATTEMPTS

Season: 504 1968
Game: 65 1987 vs. MacMurray

The Passing Game

YARDS GAINED PASSING

Season: 3,895 2016
Game: 498 2015 vs. Hendrix

PASS ATTEMPTS

Season: 462 2015
Game: 71 2016 vs. Centre

PASS COMPLETIONS

Season: 314 2002
Game: 41 2015 vs. Hendrix

COMPLETION PERCENTAGE

Season: 67.7 (294-434) 2018

TOUCHDOWN PASSES

Season: 38 2016

Total Offense

Season: 5,312 2016
Average Per Game: 496.0 2015
Game: 726 1948 vs. Grinnell

Scoring

POINTS SCORED

Season: 403 2016
Game: 88 1938 vs. McKendree

AVERAGE POINTS PER GAME

Season: 37.2 2015

TOUCHDOWNS SCORED

Season: 54 2016
Game: 13 1938 vs. McKendree

FEWEST POINTS SCORED

Season: 26 1931

FEWEST TOUCHDOWNS SCORED

Season: 3 1931

TEAM RECORDS - DEFENSE

The Rushing Game

FEWEST YARDS YIELDED RUSHING

Season: 542 2000
Game: -21 2004 vs. Greenville

MOST YARDS YIELDED RUSHING

Season: 2,702 2016
Game: 472 1988 vs. Rhodes

The Passing Game

FEWEST YARDS YIELDED PASSING

Season: 895 1972
Game: 0 1993 vs. Chicago

MOST YARDS YIELDED PASSING

Season: 3,124 2016
Game: 492 2002 vs. Case Western

Total Offense

FEWEST YARDS YIELDED

Season: 1,746 1972
Game: 27 1997 vs. Rhodes

MOST TOTAL YARDS YIELDED

Season: 5,642 2016
Game: 707 2016 vs. Case Western

Scoring

FEWEST POINTS ALLOWED

Season: 47 1930 (8 games-5.9 avg.)

MOST POINTS ALLOWED

Season: 358 2016
Game: 83 1923 vs. Kansas

Other Team Records

MOST VICTORIES

Season: 9 1948 (9-1)
9 1995 (9-1)

MOST PUNT RETURNS

Season: 53 1968

MOST YARDAGE ON PUNT RETURNS

Season: 486 1966

MOST KICKOFF RETURNS

Season: 58 2016

MOST YARDAGE ON KICKOFF RETURNS

Season: 1,015 2016

MOST PASSES INTERCEPTED

Season: 23 1990
Game: 6 1989 vs. Trinity (Texas)
6 2004 at Chicago



MOST YARDAGE ON INTERCEPTION RETURNS

Season: 327 1966

MOST FIELD GOALS

Season: 15 2002

Season: 15 2015

Game: 4 2019 vs. Elmhurst

STREAKS

Consecutive Wins: 10 1918-19

Consecutive Losses: 16 1960-61

Consecutive Winning Seasons: 15 1993-2007

Largest Margin of Victory: 88-0 – 1938 vs. McKendree

Largest Margin of Defeat: 0-83 – 1923 vs. Kansas

INDIVIDUAL RECORDS

The Rushing Game

YARDS GAINED RUSHING

Career: 2,529 Jim O'Brien, 2007-10

Season: 1,131 Mark Watson, 1990

Game: 367 Don Polkinghorn, 1957 vs. Wash. & Lee

RUSHING ATTEMPTS

Career: 489 Todd Hannum, 1991-94

Season: 221 Mark Watson, 1990

Game: 36 Dan Riggs, 1968 vs. Wabash

YARDS PER RUSHING ATTEMPT AVERAGE (min. 225)

Career: 6.8 Jim Burst, 1951-54

The Passing Game

YARDS GAINED PASSING

Career: 9,027 J.J. Tomlin, 2013-16

Season: 3,765 J.J. Tomlin, 2016

Game: 498 J.J. Tomlin vs. Hendrix

PASS ATTEMPTS

Career: 1,208 J.J. Tomlin, 2013-16

Season: 477 J.J. Tomlin, 2016

Game: 71 J.J. Tomlin vs. Centre, 2016

PASS COMPLETIONS

Career: 781 J.J. Tomlin, 2013-16

Season: 304 J.J. Tomlin, 2016

Game: 41 J.J. Tomlin vs. Hendrix, 2015

PASS COMPLETION PERCENTAGE (min. 100 com.)

Career:668 Johnny Davidson, 2016-19

Season:692 Johnny Davidson, 2018

Game:902 (37-of-41) Johnny Davidson, 2018, vs. North Park

TOUCHDOWN PASSES THROWN

Career: 83 J.J. Tomlin, 2013-16

Season: 36 J.J. Tomlin, 2015 & 2016

Game: 6 Bud Schwenk, 1941 vs. Illinois College

6 J.J. Tomlin, 2016 vs. Chicago

YARDS GAINED RECEIVING

Career: 4,249 Brad Duesing, 2002-05

Season: 1,365 Kevin Hammarlund, 2016

Game: 233 Vernon Butler, 1996 vs. Illinois College

YARDS PER RECEPTION AVERAGE (min. 10 rec.)

Career: 31.6 Jim Burst, 1951-54

Season: 24.3 Josh Haza, 1994

Game: 46.6 Vernon Butler, 1996 vs. Illinois College

RECEPTIONS

Career: 287 Brad Duesing, 2002-05

Season: 100 Kevin Hammarlund, 2016

Game: 15 Brad Duesing, 2005 vs. Greenville

TD PASS RECEPTIONS

Career: 36 Vernon Butler, 1994-97

36 Brad Duesing, 2002-05

Season: 14 Vernon Butler, 1997

Game: 4 Vernon Butler, twice

Total Offense

Career: 9,010 J.J. Tomlin, 2013-16

Season: 3,760 J.J. Tomlin, 2016

Game: 516 Bud Schwenk, 1941 vs. Illinois College

The Kicking Game

FIELD GOALS

Career: 45 Alex Hallwachs, 2012-15

Season: 15 Ben Lambert, 2002

15 Alex Hallwachs, 2014

15 Alex Hallwachs, 2015

Game: 4 Chris Vartanian, 2019 vs. Elmhurst

PAT KICKS

Career: 97-102 Alex Hallwachs, 2012-15

Season: 45-48 Dan Kalvaitis, 2016

Game: 9-9 Alex Hallwachs, 2015 vs. Millsaps

PUNTING AVERAGE

Career: 40.7 Johnny Davidson, 2016-

Season: 42.3 Alec Stanke, 2014

PUNT RETURN YARDAGE

Career: 841 Bill Rankin, 1975-78

Season: 406 Reggie Crume, 2001

PUNT RETURN AVERAGE (min. 20 ret.)

Career: 15.1 Jim Burst, 1951-54

KICKOFF RETURN YARDAGE

Career: 1,703 Dylan Newcomb, 2013-16

Season: 686 Dylan Newcomb, 2014

BOLD denotes record set in 2019

KICKOFF RETURN AVERAGE (min. 20 ret.)

| | | |
|---------------|------|----------------------------|
| Career: | 26.5 | Jim Burst, 1951-54 |
| Season: | 29.2 | Mark Bruggeman, 1998 |

Scoring

TOUCHDOWNS SCORED

| | | |
|---------------|----|---|
| Career: | 39 | Vernon Butler, 1994-97 |
| Season: | 15 | Don Polkinghorne, 1957 |
| | 15 | Vernon Butler, 1997 |
| | 15 | Austin Smestad, 2016 |
| Game: | 6 | Don Polkinghorne, 1957 vs. Washington & Lee |

TOTAL POINTS

| | | |
|---------------|-----|---|
| Career: | 236 | Vernon Butler, 1994-97 |
| Season: | 92 | Vernon Butler, 1997 |
| Game: | 36 | Don Polkinghorne, 1957 vs. Washington & Lee |

Defense

TOTAL TACKLES

| | | |
|---------------|-----|--|
| Career: | 504 | Matt Gomric, 1991-94 |
| Season: | 169 | Matt Gomric, 1992 |
| Game: | 27 | Matt Gomric, 1992 vs. Case Western |

UNASSISTED TACKLES

| | | |
|---------------|-----|---------------------------------------|
| Career: | 333 | Matt Gomric, 1991-94 |
| Season: | 114 | Matt Gomric, 1994 |
| Game: | 22 | Matt Gomric, 1993 vs. Rochester |

ASSISTED TACKLES

| | | |
|---------------|-----|--|
| Career: | 194 | Michael Lauber, 1989-92 |
| Season: | 82 | Jim Sykora, 1985 |
| Game: | 16 | Mike Laco, 1984 vs. Colorado College |

PASS INTERCEPTIONS

| | | |
|---------------|----|--|
| Career: | 22 | Michael Lauber, 1989-92 |
| Season: | 9 | Chris Nalley, 1995 |
| Game: | 3 | Michael Lauber, 1990 vs. Kentucky Wesleyan |
| | 3 | Ray Ramach, 1996 vs. Rhodes |
| | 3 | Tim Machan, 2007 vs. Westminster |

INTERCEPTION RETURN YARDAGE

| | | |
|---------------|-----|---------------------------------|
| Career: | 282 | Marion Stallings, 1971-74 |
| Season: | 171 | Tim Machan, 2007 |

PASS SACKS

| | | |
|---------------|------|--|
| Career: | 28.5 | Tim Runnalls, 1996-99 |
| Season: | 14 | Tim Runnalls, 1999 |
| | 14 | Mike Holzknacht, 1977 |
| Game: | 5 | Brad Klein, 1997 vs. Rose-Hulman |

TACKLES FOR LOSS

| | | |
|---------------|------|--|
| Career: | 48.0 | Drew Wethington, 2003-06 |
| Season: | 24.0 | Drew Wethington, 2006 |
| Game: | 5.5 | Drew Wethington, 2005 vs. Rhodes |



Cory Snyder owns the longest kickoff return for a TD in school history. He also ranks second all-time in kickoff returns, averaging 25.7 yards per return.

SINGLE-PLAY RECORDS

Longest touchdown run from Scrimmage:

95 yards, Jim Burst, 1954 vs. Western Michigan

Longest touchdown pass:

94 yards, Vernon Butler from Thor Larsen, 1994 vs. Rose-Hulman
94 yards, Jason Singer from Johny Davidson, 2018 at Millikin

Longest field goal:

52 yards, Lee Bearman, 1977 vs. Evangel

Longest punt return:

98 yards, Al Huenfeld, 1960 vs. Missouri-S&T

Longest pass interception return for touchdown:

100 yards, Bill Gerstung, 1948 vs. Grinnell
100 yards, Tommy Bawden, 2008 vs. Greenville

Longest fumble return:

100 yards (for TD), Bill Meier, 1932 vs. Missouri

Longest kickoff return for touchdown:

95 yards, Cory Snyder, 1999 vs. Wabash



RUSHING YARDS

| | <u>PLAYER</u> | <u>SEASONS</u> | <u>ATT</u> | <u>YDS</u> | <u>AVG.</u> |
|-----|------------------|----------------|------------|------------|-------------|
| 1. | Jim O'Brien | 2007-10 | 535 | 2,529 | 4.7 |
| 2. | Tom Polacek | 1984-87 | 477 | 2,494 | 5.2 |
| 3. | Todd Hannum | 1991-94 | 489 | 2,416 | 4.9 |
| 4. | Don Polkinghorne | 1954-57 | 409 | 2,289 | 5.6 |
| 5. | Ted Dunn | 1952-54 | 378 | 2,067 | 5.4 |
| 6. | Larry Foster | 1996-99 | 456 | 1,998 | 4.4 |
| 7. | Austin Smestad | 2013-16 | 408 | 1,860 | 4.6 |
| 8. | Jim Burst | 1951-54 | 254 | 1,729 | 6.8 |
| 9. | Mark Watson | 1989-90 | 356 | 1,667 | 4.7 |
| 10. | Stan Gardner | 1969-72 | 364 | 1,663 | 4.6 |

PASSING YARDS

| | <u>PLAYER</u> | <u>SEASONS</u> | <u>ATT</u> | <u>COMP</u> | <u>YDS</u> | <u>TD</u> |
|-----|-----------------|----------------|------------|-------------|------------|-----------|
| 1. | J.J. Tomlin | 2013-16 | 1,208 | 781 | 9,027 | 83 |
| 2. | Johnny Davidson | 2016-19 | 1,033 | 690 | 7,400 | 64 |
| 3. | Thor Larsen | 1994-97 | 905 | 452 | 6,713 | 68 |
| 4. | Aaron Keen | 1990-93 | 582 | 319 | 4,329 | 35 |
| 5. | Adam Meranda | 2001-04 | 489 | 329 | 4,119 | 31 |
| 6. | Steve Sides | 1983-85 | 646 | 270 | 3,768 | 26 |
| 7. | Buck Smith | 2005-08 | 637 | 352 | 3,729 | 25 |
| 8. | Paul Terna | 1974-77 | 591 | 271 | 3,400 | 21 |
| 9. | Brian Tatom | 1998-01 | 435 | 236 | 2,713 | 18 |
| 10. | Stephen Sherman | 2007-10 | 244 | 457 | 2,685 | 17 |

PASS RECEPTIONS

| | <u>PLAYER</u> | <u>SEASONS</u> | <u>NO.</u> | <u>YDS.</u> | <u>TD</u> | <u>AVG.</u> |
|-----|------------------|----------------|------------|-------------|-----------|-------------|
| 1. | Brad Duesing | 2002-05 | 287 | 4,249 | 36 | 14.8 |
| 2. | Kevin Hammarlund | 2013-16 | 235 | 3,106 | 28 | 13.2 |
| 3. | Cory Snyder | 1997-00 | 170 | 1,964 | 15 | 11.5 |
| 4. | Marcus Ramspott | 2014-17 | 131 | 1,348 | 7 | 10.3 |
| 5. | Vernon Butler | 1994-97 | 129 | 2,431 | 36 | 18.8 |
| 6. | Kerry Drulis | 1967-70 | 124 | 1,723 | 16 | 13.9 |
| 7. | Hank Childs | 2013-15 | 121 | 1,109 | 9 | 9.2 |
| 8. | Tom Gulyas | 2007-10 | 118 | 1,497 | 9 | 12.7 |
| 9. | Stu Watkins | 1971-73 | 116 | 2,159 | 16 | 18.6 |
| 10. | Jeff Buening | 2001-04 | 115 | 1,515 | 9 | 13.2 |

RECEIVING YARDS

| | <u>PLAYER</u> | <u>SEASONS</u> | <u>NO.</u> | <u>YDS.</u> | <u>TD</u> | <u>AVG.</u> |
|-----|------------------|----------------|------------|-------------|-----------|-------------|
| 1. | Brad Duesing | 2002-05 | 287 | 4,249 | 36 | 14.8 |
| 2. | Kevin Hammarlund | 2013-16 | 235 | 3,106 | 28 | 13.2 |
| 3. | Vernon Butler | 1994-97 | 129 | 2,431 | 36 | 18.8 |
| 4. | Bill Rankin | 1975-78 | 109 | 2,183 | 10 | 20.0 |
| 5. | Stu Watkins | 1971-73 | 116 | 2,159 | 16 | 18.6 |
| 6. | Cory Snyder | 1997-00 | 170 | 1,964 | 15 | 11.5 |
| 7. | Dave Bolton | 1978-81 | 105 | 1,863 | 14 | 17.7 |
| 8. | Kerry Drulis | 1967-70 | 124 | 1,723 | 16 | 13.9 |
| 9. | Jeff Buening | 2001-04 | 115 | 1,515 | 9 | 13.2 |
| 10. | Tom Gulyas | 2007-10 | 118 | 1,497 | 9 | 12.7 |

TOTAL OFFENSE

| | <u>PLAYER</u> | <u>SEASONS</u> | <u>RUSH</u> | <u>PASS</u> | <u>TOTAL</u> |
|-----|-----------------|----------------|-------------|-------------|--------------|
| 1. | J.J. Tomlin | 2013-16 | -17 | 9,027 | 9,010 |
| 2. | Johnny Davidson | 2016-19 | 355 | 7,400 | 7,755 |
| 3. | Thor Larsen | 1994-97 | 637 | 6,713 | 7,350 |
| 4. | Adam Meranda | 2001-04 | -9 | 4,119 | 4,110 |
| 5. | Aaron Keen | 1990-93 | -246 | 4,329 | 4,083 |
| 6. | Steve Sides | 1983-85 | 161 | 3,768 | 3,929 |
| 7. | Paul Terna | 1974-77 | 58 | 3,400 | 3,458 |
| 8. | Buck Smith | 2005-08 | -318 | 3,729 | 3,411 |
| 9. | Eric Daginella | 2010-13 | 489 | 2,683 | 3,172 |
| 10. | Mel Siegel | 1953-56 | 825 | 2,222 | 3,047 |

SCORING

| | <u>PLAYER</u> | <u>SEASONS</u> | <u>TD</u> | <u>XP</u> | <u>FG</u> | <u>TOTAL</u> |
|-----|------------------|----------------|-----------|-----------|-----------|--------------|
| 1. | Vernon Butler | 1994-97 | 39 | 1 | 0 | 236 |
| 2. | Alex Hallwachs | 2012-15 | 0 | 97 | 45 | 232 |
| 3. | Brad Duesing | 2002-05 | 36 | 2 | 0 | 220 |
| 4. | Jim Burst | 1951-54 | 30 | 1 | 0 | 181 |
| 5. | Ted Dunn | 1952-54 | 29 | 1 | 0 | 175 |
| 6. | Todd Hannum | 1991-94 | 28 | 1 | 0 | 170 |
| | Kevin Hammarlund | 2013- | 28 | 0 | 0 | 170 |
| 8. | Don Polkinghorne | 1955-57 | 28 | 0 | 0 | 168 |
| 9. | Mel Siegel | 1953-55 | 26 | 10 | 0 | 166 |
| 10. | Austin Smestad | 2013- | 25 | 0 | 0 | 150 |

PASS INTERCEPTIONS

| | <u>PLAYER</u> | <u>SEASONS</u> | <u>NO.</u> | <u>YDS.</u> | <u>AVG.</u> |
|----|------------------|----------------|------------|-------------|-------------|
| 1. | Michael Lauber | 1989-92 | 22 | 216 | 9.8 |
| 2. | Chris Nalley | 1993-96 | 21 | 138 | 6.6 |
| 3. | Marion Stallings | 1971-74 | 17 | 282 | 16.6 |
| | Gordon Ankney | 1964-66 | 17 | 130 | 7.6 |
| 5. | Joe Rizzo | 2002-05 | 15 | 190 | 12.7 |
| 6. | Stacey Hightower | 1988-91 | 14 | 135 | 9.6 |
| 7. | Kevin Dym | 1996-99 | 12 | 100 | 8.3 |
| | Ted Poelker | 1970-73 | 12 | 217 | 18.1 |
| | Gary Meredith | 1967-69 | 12 | 166 | 13.8 |
| | Tim Machan | 2006-09 | 12 | 246 | 20.5 |
| | Brandon Brown | 2007-10 | 12 | 108 | 9.0 |
| | Jake Coon | 2015-18 | 12 | 203 | 16.9 |

PUNTING (20 or more punts)


| | <u>PLAYER</u> | <u>SEASONS</u> | <u>NO.</u> | <u>YDS.</u> | <u>AVG.</u> |
|-----|-----------------|----------------|------------|-------------|-------------|
| 1. | Johnny Davidson | 2016-19 | 169 | 6,878 | 40.7 |
| 2. | Austin Morman | 2008-11 | 195 | 7,798 | 40.0 |
| 3. | Dick Langdon | 1967 | 31 | 1,234 | 39.8 |
| 4. | Alec Stanke | 2012-15 | 148 | 5,781 | 39.1 |
| 5. | Josh Haza | 1993-95 | 112 | 4,323 | 38.6 |
| 6. | Eric Chalifour | 2009-12 | 53 | 2,034 | 38.4 |
| 7. | Brian Tatom | 1998-01 | 179 | 6,810 | 38.0 |
| 8. | Mike Miles | 1966-68 | 118 | 4,475 | 37.9 |
| 9. | Ted Dunn | 1952-53 | 57 | 2,155 | 37.8 |
| 10. | Don Sauer | 1953-55 | 34 | 1,266 | 37.2 |

PUNT RETURN AVERAGE (25 or more returns)

| | <u>PLAYER</u> | <u>SEASONS</u> | <u>NO.</u> | <u>YDS.</u> | <u>AVG.</u> |
|-----|-------------------|----------------|------------|-------------|-------------|
| 1. | Jim Burst | 1951-54 | 46 | 697 | 15.1 |
| 2. | Todd Hannum | 1991-94 | 41 | 459 | 11.2 |
| 3. | Nick Cione | 2017- | 34 | 372 | 10.9 |
| 4. | Stacey Hightower | 1988-91 | 58 | 591 | 10.2 |
| 5. | Chris Nalley | 1993-96 | 34 | 340 | 10.0 |
| 6. | Brandon Brown | 2007-10 | 28 | 275 | 9.8 |
| 7. | Reggie Crume | 2001-02 | 55 | 494 | 9.0 |
| 8. | Gary Meredith | 1967-69 | 55 | 480 | 8.9 |
| | Hank Childs | 2013-15 | 36 | 319 | 8.9 |
| 10. | Marion Stallings | 1971-74 | 94 | 826 | 8.8 |

KICKOFF RETURN AVERAGE (20 or more returns)

| | <u>PLAYER</u> | <u>SEASONS</u> | <u>NO.</u> | <u>YDS.</u> | <u>AVG.</u> |
|-----|---------------|----------------|------------|-------------|-------------|
| 1. | Jim Burst | 1951-54 | 36 | 953 | 26.5 |
| 2. | Cory Snyder | 1997-00 | 42 | 1,081 | 25.7 |
| 3. | Quincy Davis | 1998-01 | 28 | 699 | 24.9 |
| 4. | Bud Mephram | 1960-62 | 22 | 542 | 24.6 |
| 5. | Matt Roger | 1994-97 | 48 | 1,160 | 24.2 |
| 6. | Dave Conti | 1973-76 | 40 | 914 | 22.9 |
| 7. | Jim O'Brien | 2007-10 | 55 | 1,238 | 22.5 |
| 8. | D.L. Warfield | 1989-92 | 75 | 1,630 | 21.7 |
| 9. | Tom Koob | 1967-68 | 16 | 345 | 21.6 |
| 10. | Chris Nalley | 1993-96 | 51 | 1,051 | 20.6 |



Shelby Jordan played offensive tackle in the NFL from 1975–1986. Jordan was on the Super Bowl XVIII winning team with the Los Angeles Raiders.

NFL DRAFT PICKS

1937 — Dwight Hafeli — 9th Round, 3rd Pick, 83rd Overall Chicago Cardinals — End
 1938 — Joe Bukant — 3rd Round, 2nd Pick, 17th Overall Philadelphia Eagles — Fullback
 1942 — Bud Schwenk — 3rd Round, 4th Pick, 19th Overall Chicago Cardinals — Quarterback
 1950 — Leroy Vogts — 21st Round, 12th Pick, 273rd Overall Cleveland Browns — Guard
 1955 — Jim Burst — 20th Round, 1st Pick, 230th Overall Chicago Cardinals — Halfback
 1973 — Shelby Jordan — 7th Round, 1st Pick, 157th Overall Houston Oilers — Tackle

ALL-AMERICANS

1929 — Harvey Jablonsky
 1933 — Glynn Clark (AP Honorable Mention)
 1934 — Harry Brown (AP Honorable Mention)
 1935 — Bob Hudgens (AAB Honorable Mention, NEA Honorable Mention); Joe Bukant (AP Honorable Mention)
 1936 — Dwight Hafeli (AP Honorable Mention)
 1937 — Raymond Hobbs (*Colliers*)
 1941 — Wilson “Bud” Schwenk (AP Honorable Mention)
 1956 — Ed Lind (AP Honorable Mention, Little All-America First Team)
 1957 — Ed Lind (AP Honorable Mention, Little All-America Honorable Mention); Don Polkinghorne (Little All-America First Team)
 1960 — Paul Isham (AP Little All-America Honorable Mention)
 1962 — Paul Isham (AP Honorable Mention)
 1963 — Armie Edwards (AP Honorable Mention)
 1964 — James Powers (AP Honorable Mention)
 1970 — James Marx (AP Honorable Mention)
 1971 — Stu Watkins (AP Little All-America Honorable Mention)
 1972 — Shelby Jordan (Kodak First Team); Stu Watkins (AP Little All-America Honorable Mention)
 1973 — Stu Watkins (Kodak First Team)
 1974 — Marion Stallings (Kodak First Team)
 1981 — Dave Bolton (*Sporting News* Honorable Mention)
 1988 — Paul Matthews (Kodak First Team, AP Little All-America Second Team, Pizza Hut Third Team, *Football Gazette* Honorable Mention)

1989 — Eric Nyhus (Pizza Hut First Team, *Football Gazette* Second Team); Stacey Hightower (*Football Gazette* Honorable Mention, Pizza Hut Honorable Mention)
 1990 — Eric Nyhus (*Football Gazette* Second Team)
 1991 — Michael Lauber (Champion U.S.A. Second Team, *Football Gazette* Third Team); Jeff Doyle (*Football Gazette* Third Team); Aaron Keen (*Football Gazette* Honorable Mention)
 1992 — Michael Lauber (Champion U.S.A. Honorable Mention, *Football Gazette* Honorable Mention)
 1993 — Jeff Doyle (Champion U.S.A. Third Team, *Football Gazette* Second Team); Aaron Keen (*Football Gazette* Honorable Mention)
 1994 — Matt Gomric (Division III First Team, *Football Gazette* First Team)
 1995 — Chris Nalley (*Hewlett-Packard* First Team, *Football Gazette* Second Team, *American Football Quarterly* First Team); Josh Haza (*Hewlett-Packard* Honorable Mention)
 1996 — Chris Nalley (*Hewlett-Packard* First Team, *Football Gazette* First Team, *American Football Quarterly* First Team); Joe El-Etr (*Hewlett-Packard* Second Team, *Football Gazette* Second Team), Aaron Boehm (*Hewlett-Packard* Third Team).
 1997 — Joe El-Etr (*Hewlett-Packard* Second Team), Brad Klein (*Hewlett-Packard* Second Team, *Football Gazette* Second Team).
 1999 — Tim Runnalls (*Hewlett-Packard* First Team, *Football Gazette* Lineman of the Year and First Team, *Burger King Coaches’ Association* First Team, *AFC Aztec Bowl* selection, *D3football.com* Second Team), Kevin Dym (*D3football.com* Third Team)
 2000 — James Molnar (*D3football.com* Second Team), Jonathan Feig (*D3football.com* Third Team)
 2001 — James Molnar (*Hewlett-Packard* Honorable Mention)
 2003 — Rick Schmitz (CoSIDA Third Team)
 2005 — Joe Rizzo (*Associated Press* Little Second Team, *Football Gazette* Second Team, *D3football.com* Honorable Mention), Brad Duesing (*Football Gazette* Honorable Mention)
 2006 — Drew Wethington (*Football Gazette* Third Team)
 2010 — Brandon Brown (*D3football.com* First Team)
 2015 — Alex Hallwachs (*D3football.com* Third Team), Quincy Marting (*D3football.com* Honorable Mention)
 2016 — Matt Page (AFCA First Team, *D3football.com* Second Team), Kevin Hammarlund (AFCA Second Team, *D3football.com* Honorable Mention)
 2017 — Johnny Davidson (*D3football.com* Third Team)
 2018 — Hank Michalski (AFCA Second Team)


ACADEMIC ALL-AMERICA

1987 — Tom Polacek (Second)
 1988 — John Stefanos (Second)
 1997 — Brad Klein (First)
 2000 — Luke McIntosh (Second)
 2001 — Brandon Roberts (First)
 2003 — John Woock (Second)
 2004 — John Woock (First)
 2014 — Alex Hallwachs (Second)
 2015 — Alex Hallwachs (First), Brian Douglas (Second)
 2016 — Austin Smestad (Second)
 2017 — Garris Goe (First), Hank Michalski (Second)
 2018 — Jake Coon (Second), Hank Michalski (Second)
 2019 — Will Hurley (First), John Fisher (Second)

ACADEMIC ALL-DISTRICT

1987 — Tom Polacek (First)

1988 — John Stefanos (First)
 1991 — Jon Locker (Second)
 1995 — Brian Murray (Second)
 1996 — Chad Jackson (Second), Brad Klein (Second)
 1997 — Brad Klein (First), Bryan Starr (Second)
 1998 — Alan Barnette (Second), Bryan Starr (Second), Luke McIntosh (Third), Marc Wade (Third)
 1999 — Luke McIntosh (First)
 2000 — Luke McIntosh (First), Cory Snyder (First), Brandon Roberts (Second)
 2001 — Brandon Roberts (First), Kyle Runnalls (Second)
 2002 — Brandon Roberts (First), Tim Gronewold (First)
 2003 — John Woock (First)
 2004 — John Woock (First)
 2006 — Kevin Brooks (First), Pat McCarthy (First), Joe Shaughnessy (Second)
 2007 — Kevin Brooks (First), Paul Northrop (First)
 2008 — Buck Smith (First)
 2009 — Jared Daiber (First), Brandon Brown (Second)
 2010 — Brandon Brown (First), Joe Rhein (Second), John Schneider (Second)
 2011 — Chris Castelluccio (First), Kyle Larkin (First), Scott O’Brien (First), Joe Rhein (First), Daniel Sufarnski (First)
 2012 — Eric Chalifour (First), Connor Meneough (First), Will Thompson (First), Seth Wight (First)
 2013 — Tim Bartholomew (First), Alex Hallwachs (First), Chris Levine (First), Connor Meneough (First), Will Thompson (First), Seth Wight (First)
 2014 — Tim Bartholomew (First), Brian Douglas (First), Alex Hallwachs (First), Mitch McMahon (First), Ryan Rees (First), Austin Smestad (First), Will Thompson (First), Jonathan Way (First).
 2015 — Brian Douglas (First), Matt Goad (First), Garris



John Woock earned 2004 ESPN The Magazine First-Team Academic All-America honors, marking the second time he earned the award.



Brandon Roberts was the recipient of the Health-South Draddy Award in 2002.

Goe (First), Alex Hallwachs (First), Mitch McMahon (First), Dylan Petre (First), Austin Smestad (First).

2016 — Jake Coon (First), John Doty, (First) Garriss Goe (First), Matt Page (First), Marcus Rampspott (First), Josiah Situmeang (First), Austin Smestad (First).

2017 — Jake Coon (First), John Fisher (First), Garriss Goe (First), Nick Leduc (First), Mark McMillin (First), Hank Michalski (First), Andrew Ralph (First), Marcus Rampspott (First), Jason Singer (First).

2018 — Jake Coon (First), John Fisher (First), Matt Goldberg (First), Jeff Gurley (First), Jeff Marek (First), Hank Michalski (First).

2019 — Matt Bernstein (First), John Christensen (First), Johnny Davidson (First), John Fisher (First), Will Hurley (First).

NCAA POSTGRADUATE SCHOLARSHIP

1994 — Aaron Keen
1997 — Brad Klein
2002 — Brandon Roberts
2004 — John Woock

WOODY HAYES DIII MALE SCHOLAR-ATHLETE

1997 — Brad Klein

NFF SCHOLAR-ATHLETE

1997 — Brad Klein
2004 — John Woock

CBS SPORTS/HOME DEPOT SCHOLAR ATHLETE

2002 — Brandon Roberts

BURGER KING SCHOLAR-ATHLETE

1996 — Chad Jackson
1997 — Brad Klein

HEALTHSOUTH DRADDY AWARD

2002 — Brandon Roberts

PROFESSIONAL FOOTBALL HALL OF FAME (Canton, Ohio)

Wilbur "Weeb" Ewbank (coach)—1947-48
Jimmy Conzelman (coach)—1932-39

COLLEGE FOOTBALL HALL OF FAME (Atlanta, Ga.)

Bob Higgins (coach)—1925-27
Harvey Jablonsky (player)—1926-30
Carl Snavely (coach)—1953-58
Shelby Jordan (player)—1969-72

ALL-MISSOURI VALLEY CONFERENCE

1907 — FIRST TEAM: Glenn Haughey (End), Edward Brown (Center), Wistar Williams (Back).

1911 — FIRST TEAM: Fred Sieh (End), Ed Shadtherr (Tackle), Elmer Howe (Guard), John Maguire (Back), E.T. Nipher (Back), O. Frank (Back).

1912 — FIRST TEAM: Dean Rodgers (Guard), R.H. Moorman (Center).

1915 — FIRST TEAM: Poge Lewis (Back).

1919 — FIRST TEAM: Al Marquard (Center), Jim Conzelman (Back), Fred Potthoff (Back).

1920 — FIRST TEAM: Leo Shanley (End).

1921 — FIRST TEAM: Oliver Kraeke (Tackle).

1928 — FIRST TEAM: Lee Scheib (Center). SECOND TEAM: George Coover (End), Harvey Jablonsky (Guard), Carl Bickel (FB). HONORABLE MENTION: Cecil Drake (Tackle).

1929 — FIRST TEAM: Harvey Jablonsky (Guard). SECOND TEAM: Paul Paris (Tackle), Ted Sauselle (HB).

1930 — FIRST TEAM: Bob Watson (Guard), George Coover (End), Ted Sauselle (HB).

1931 — SECOND TEAM: Cliff Wheeler (Guard).

1932 — FIRST TEAM: Ike Vandover (Guard), Glynn Clark (Tackle). SECOND TEAM: Harvey Miller (HB).

1933 — FIRST TEAM: Glynn Clark (Tackle). SECOND TEAM: Gus Erspamer (Guard), Dwight Hafeli (HB).

1934 — FIRST TEAM: Glenn Moller (End), John Lamb (Tackle), Harry Brown (HB). SECOND TEAM: Irv Londy (Guard), Mike Zboyovski (QB).

1935 — FIRST TEAM: Dwight Hafeli (End), Irv Londy (Guard), Bob Hudgens (HB). SECOND TEAM: Ray Hobbs (End), Mike Zboyovski (QB), Joe Bukant (FB). HONORABLE MENTION: Ralph Bentzinger (Tackle), Tony Konvicka (Guard), Al Iezzi (Center).

1936 — FIRST TEAM: Dwight Hafeli (End), Joe Bukant (FB). SECOND TEAM: Irv Londy (Guard), HONORABLE MENTION: Bob Hudgens (Back).

1937 — FIRST TEAM: Libero Bertagnoli (Guard), Joe Bukant (HB). SECOND TEAM: Norman Tomlinson (Tackle), HONORABLE MENTION: Dick Yore (Back).

1938 — SECOND TEAM: Bill Murphy (Tackle), Bill Ferfucky (Back). HONORABLE MENTION: Harold Tracy (End).

1939 — FIRST TEAM: Lloyd Harris (Guard), Bill Murphy (Tackle), Bud Schwenk (Back). SECOND TEAM: Bill Seibert

(End), Moose Nelson (Back). HONORABLE MENTION: Jack Warner (Back), Gene Blades (Guard).

1940 — SECOND TEAM: Richard Devine (End), Bud Schwenk (HB). HONORABLE MENTION: Clarence Turley (End), Bob Allen (Guard), Jack Front (Back).

1941 — FIRST TEAM: Bud Schwenk (FB). HONORABLE MENTION: Clarence Turley (End), Allen Lindow (Back).

1942 — SECOND TEAM: Pete Wismann (Center). HONORABLE MENTION: Bill Pufalt (End), Irvin Obermark (Guard), George Seith (Back), Lee Tevis (Back).

ALL-COLLEGE ATHLETIC CONFERENCE

1963 — FIRST TEAM: Jon Mars (Back). HONORABLE MENTION: Marshall Wells (End), Chuck Schmidt (OT), Rich Carlton (OT), Claude Frazier (Back).

1964 — FIRST TEAM: Scott Jones (End), Jim Powers (Back). HONORABLE MENTION: Chuck Schmidt (OT), Skip George (OT), Chris Gianoulakis (OG), Hank Getter (OG), Mike Thompson (OC), Claude Frazier (Back), Jerry Maher (Back).

1965 — FIRST TEAM: Skip George (OT), Chuck Schmidt (OG), Chris Gianoulakis (OG), Bill DePierre (OC), Charlie Pullaro (Back), Geoff Monge (Back), Terry Steinkoetter (DE), Paul McKee (NG), George Ankney (DB). HONORABLE MENTION: Jack Biggs (End), Skip Wells (End), Tom McConnell (Back), Scott Jones (DE).

1966 — FIRST TEAM: Geoff Monge (FB), Frank Pinckert (OT), Darrell Pitt (OG), Bill DePierre (OC), Terry Steinkoetter (END), Dick Bird (DL), Chris Quinlan (DL), Paul McKee (DE), Ray Ramach (DB).

1967 — FIRST TEAM: Sam Williams (DB), Jeff Jones (DB), Ed Kelly (OT), Ken Grantz (DE).

1968 — FIRST TEAM: Dan Riggs (BACK), Kerry Drulis (END), Ed Kelly (DT), Jim Matthews (LB).

1969 — FIRST TEAM: Stan Gardner (BACK), Kerry Drulis (END), Jim Marx (DE), Jim Matthews (LB).

1970 — FIRST TEAM: Stan Gardner (HB), Joe Madison (FB), Reggie Finney (OT), Dan Classen (OC), Kerry Drulis (End), Jim Marx (DE)

1971 — FIRST TEAM: Stan Gardner (RB), Reggie Finney (OT), Dan Classen (OC), Stu Watkins (End), Shelby Jordan (DT), Marion Stallings (DB).

ALL-UNIVERSITY ATHLETIC ASSOCIATION

1988 — Paul Matthews (TE), Rob King (QB), John Stefanos (SS), Bill Heard (RB), Mike Hansen (WR), Ken Wittmer (LB).

1989 — Doug Storm (LB), Ken Wittmer (LB), Steve McRae (WR), Eric Nyhus (P), Stacey Hightower (CB), Michael Lauber (FS).

1990 — FIRST TEAM: Doug Storm (LB), Jeff Cooper (LB), Stacey Hightower (CB), Rod Shelton (CB), Steve McRae (WR), Jeff Doyle (OT), Jeff Chrusciel (PK). SECOND TEAM:



Alex Hallwachs, the 2015 UAA Special Teams Player of the Year, holds the WashU school record for field goals (45) and extra points (97).

Neal Mitchell (DE), Michael Lauber (FS), Mark Watson (RB), Rusty Henderson (QB), Chris Warlick (WR).

1991—FIRST TEAM: Jeff Doyle (OT), Rod Shelton (CB), Michael Lauber (FS), Aaron Keen (QB), D.L. Warfield (WR). SECOND TEAM: Stacey Hightower (CB & KR), Jeff Cooper (LB), Aaron Powell (DE), Rick Wilson (WR).

1992—FIRST TEAM: D.L. Warfield (WR & KR), Michael Lauber (FS), Todd Hannum (PR). SECOND TEAM: Jeff Doyle (OL), John Keen (TE & DL), Ted Gregory (WR).

1993—FIRST TEAM: Jeff Doyle (OL), John Keen (TE), Todd Hannum (PR), Josh Haza (P). SECOND TEAM: Isaac Mosley (WR), Ted Gregory (WR), Aaron Keen (QB), Matt Gomric (LB), Jeremy Bellinghausen (LB), Chad Cicc (DB), Daric Brege (DL), Chris Nalley (KR). HONORABLE MENTION: Chris Divis (DL), Aaron Boehm (DL), Dan Mueller (OL), Todd Hannum (RB).

1994—FIRST TEAM: Matt Gomric (LB), *UAA Defensive Player of the Year*; Todd Hannum (RB), Jeremy Bellinghausen (LB), Aaron Boehm (DL), Chris Nalley (DB), Josh Haza (P). SECOND TEAM: Thor Larsen (QB), Chris Cox (TE), Chris Nalley (KR), Todd Hannum (PR), Matt Schwettmann (PK), Josh Haza (WR). HONORABLE MENTION: Josh Smith (OL), Joe El-Etr (OL), John Norbot (DL), Daric Brege (DL).

1995—FIRST TEAM: Owen Griffin (OL), Josh Haza (WR & P), Chad Jackson (FB), Thor Larsen (QB), Josh Smith (OL), Jeremy Bellinghausen (LB), Aaron Boehm (DL), Chris Nalley (DB). SECOND TEAM: Vernon Butler (WR), Joe El-Etr (OL), Daric Brege (DL), Jacob Parent (LB), Matt Schipfer (DB), Chris Nalley (PR), Matt Roger (KR). COACHING STAFF OF THE YEAR: Head coach Larry Kindbom, assistants Dale Collier, Ron Collins, Andy Hoffman, Aaron Keen, John Keen, Rob Johnson, Jim Pfeiffer, Rhod Reaves.

1996—FIRST TEAM: Joe El-Etr (OL), *UAA Co-Offensive Player of the Year*, Aaron Boehm (DL), *UAA Defensive Player of the Year*, Vernon Butler (WR), Chris Cox (TE), Randy Degan (OL), Owen Griffin (OL), Thor Larsen (QB), Jeremy Bellinghausen (LB), Brad Klein (LB), Chris Nalley (DB & PR), Bryan Russina (DL), Matt Roger (KR). SECOND TEAM: Chad Jackson (RB), Matt Schipfer (DB), Carl Binggeli (PK).

1997—FIRST TEAM: Vernon Butler (WR), *UAA Offensive Player of the Year*, Brad Klein (LB), *UAA Defensive Player of the Year*, Joe El-Etr (OL), Wesley Flake (PK), Owen Griffin (OL), John Molnar (OL), Tim Runnalls (DL), Steve Steinbruegge (DB). SECOND TEAM: Latham Bell (RB), Mark Bruggeman (WR), Thor Larsen (QB), Luke McIntosh (DL), Matt Roger (KR), Vince Sevier (DB). HONORABLE MENTION: Bill Johnson (P), Josh Langford (DL).

1998—FIRST TEAM: Alan Barnette (QB), Mark Bruggeman (WR), Larry Foster (RB), John Molnar (OL), Tim Runnalls (DL), Steve Steinbruegge (DB), Marc Wade (LB). SECOND TEAM: Cory Snyder (WR), Luke McIntosh (DL). HONORABLE MENTION: Kevin Dym (DB), Mike Gaffney (OL), Luke Schumacher (DL), Mike Summer (OL).

1999—FIRST TEAM: Tim Runnalls (DL), *UAA Defensive Player of the Year*, Mike Allen (G), Darrell Butler (LB), Kevin Dym (DB), Larry Foster (TB), Chris Kiehn (C), Brad Loomis (LB), Luke McIntosh (DL), Mike Sholiton (PR), Cory Snyder (WR & KR), Steve Steinbruegge (DB). SECOND TEAM: Kevin Cantzler (PK), Mike Gallo (FB), Gus Haug (TE), James Molnar (DL), Kyle Runnalls (DB), Luke Schumacher (DL), Mike Sholiton (WR). HONORABLE MENTION: Austin Bredow (QB), Quincy Davis (DB), Mike Summer (OL). COACHING STAFF OF THE YEAR: Head Coach Larry Kindbom, assistants Pedro Arruza, Ron Collins, Brandon Duplain, Aaron Keen, Don Owens, Scott Swofford, Matt Turner.

2000—FIRST TEAM: Mike Allen (OL), Quincy Davis (DB), John DeLeon (RB), Jonathan Feig (PK), Tim Gronewold (OL), Gus Haug (TE), Chris Kiehn (OL), James Molnar (DL), Brandon Roberts (LB), Kyle Runnalls (DB), Luke Schumacher (DL), Cory Snyder (WR, KR). SECOND TEAM: Brad Loomis (LB), Luke McIntosh (DL), Brian Tatom (P), Blake Westra (PR). HONORABLE MENTION: Craig Brockington (DL), Brian Tatom (QB).

2001—FIRST TEAM: Bobby Collins, Jr., *UAA Offensive Player of the Year*, James Molnar (DL), *UAA Defensive Player of the Year*, Josh Clark (OL), Tim Gronewold (OL), Craig Brockington (DL), Quincy Davis (DB), Brandon Roberts (LB), Kyle Runnalls (LB) (DB), Reggie Crume (PR), Jonathan Feig (PK), Brian Tatom (P). SECOND TEAM: Jim Donley, Jr. (WR), Jeff Buening (WR), Brian Tatom (QB), Steve Aderholt (LB), Ryan Allerman (DL). HONORABLE MENTION: Michael Lajczok (OL), Michael Kempf (DB), Quincy Davis (KR). COACHING STAFF OF THE YEAR: Head Coach Larry Kindom, assistants Brian Allen, Pedro Arruza, Aaron Keen, Jim Donley, Sr., Hank Barrere, and Denny Staub.

2002—FIRST TEAM: Ryan Allerman (DL), Brad Duesing (WR), Mike Friedman (RB), Tim Gronewold (OT), Ryan Jakusz (LB), Ben Lambert (PK), Joe Rizzo (DB), John Wook (DB), *UAA Defensive Player of the Year*. SECOND TEAM: Chris Berry (LB), Chris Brimmage (G), Reggie Crume

(PR), Nathan Szep (QB), Blake Westra (WR), David Weiner (DL), Richard Worth (P). HONORABLE MENTION: Robert Cornejo (T), Michael Lajczok (C). COACHING STAFF OF THE YEAR: Head coach Larry Kindbom, assistants Pedro Arruza, Brian Allen, Aaron Keen, Hank Barrere, Jim Donley, Sr., Jim Donley, Jr., Denny Staub, Brad Loomis, Dominic Robinson.

2003—FIRST TEAM: Ryan Allerman (DL), Mel Bartoul (DL), Josh Clark (C), Robert Cornejo (T), Brad Duesing (WR), Chris Finney (DB), Adam Meranda (QB), Chaz Moody (P), Rick Schmitz (LB) *UAA Defensive Player of the Year*, Blake Westra (WR), John Wook (DB). SECOND TEAM: Jeff Buening (WR), Tory Meyr (LB), Ryan Jakusz (LB), Ryan Kennon (OL). HONORABLE MENTION: Mike Decker (RB), Kevin Flynn (OL). COACHING STAFF OF THE YEAR: Head coach Larry Kindbom, assistants Pedro Arruza, Brian Allen, Hank Barrere, Ryan Heasley, Art Hill, Brad Loomis, Scott Mueller, Denny Staub.

2004—FIRST TEAM: Ryan Allerman (DL), Zak Clark (PR), Roberts Cornejo (OG), Brad Duesing (WR), *UAA Co-Offensive Player of the Year*, Travis Ferber (OLB), DaRonne Jenkins (KR), Ryan Kennon (OG), Jon Kuerzi (DB), *UAA Special Teams Player of the Year*, Ben Lambert (PK), Adam Meranda (QB), Joe Rizzo (CB), Rick Schmitz (ILB), John Wook (S). SECOND TEAM: A.J. Dunklau (C), Matt Keleshian (OT), Mike George (TE), Scott Armul (WR), Kevin McCarthy (RB), Rob Mayer (FB), Drew Martin (DL), Drew Wethington (DL), Ben Schaub (OLB), Chris Finney (S), Chaz Moody (P). HONORABLE MENTION: Derik Smith (OL). COACHING STAFF OF THE YEAR: Head coach Larry Kindbom, assistants Brian Allen, Shap Boyd, Robert Gunn, Ryan Heasley, Art Hill, Brad Loomis, David Matthews, Scott Mueller, Denny Staub.

2005—FIRST TEAM: Brad Duesing (WR), *UAA Offensive Player of the Year*, Jeff Howenstein (TE), Tyler McSparin (ILB), Joe Rizzo (CB), Ben Schaub (LB). SECOND TEAM: John Grit (DB), Nick Henry (QB), DaRonne Jenkins (RB), Ryan Kennon (OG), Joe Lubelski (WR), Drew Makar (PR), Drew Martin (DL), Chaz Moody (P), Scott Reigle (OT), Joe Shaughnessy (CB). HONORABLE MENTION: Kevin Brooks (OL), Mike Elliott (LB).

2006—FIRST TEAM: Michael Elliott (LB), John Grit (DB), DaRonne Jenkins (RB), Scott Reigle (OT), Joe Shaughnessy (CB), Drew Wethington (DL), *UAA Co-Defensive Player of the Year*. SECOND TEAM: Tommy Bawden (DB), Dan Cardone (WR), Scottie Guthrie (FB), Matt Mangini (PR), Jim Manship (DL), Tyler McSparin (LB), Chaz Moody (P), Cody Reading (OG). HONORABLE MENTION: Kevin Brooks (OL), Matt Keleshian (OL), Pat McCarthy (QB).

2007—FIRST TEAM: Nate Frogge (OL), Jeff Howenstein (TE), Jim O'Brien (RB), Brandon Brown (CB), Michael Elliott (LB), Tim Machan (DB), Tyler McSparin (LB), Jim O'Brien (KR/PR). SECOND TEAM: Kevin Brooks (C), Michael Casper (WR), Dan Elliott (OG), Scottie Guthrie (FB), Joe Lubelski (WR), Scott Reigle (OT), Buck Smith (QB), Tommy Bawden (DB), Andrew Berryman (LB), Charlie Machan (DL), Dan Mulholland (DL), Brent Sensenich (DL), Michael Elliott (PK). HONORABLE MENTION: Evan Mayer (DB), Bob Pine (DL).

2008—FIRST TEAM: Andrew Berryman (OLB), Nate Frogge (OG), Tom Gulyas (WR), Drew Makar (CB), Jim O'Brien (KR), Joe Rhein (C). SECOND TEAM: Brandon



Brown (CB), Matt Glenn (RB), Tim Machan (S), Austin Morman (P), Dan Mulholland (DL), Jim O'Brien (PR), Brett Schiffman (ILB), Brent Sensenich (DL). HONORABLE MENTION: Miles Chan (TE), Dan Elliott (OL), Nick Gialessas (DL), Kyle Huber (LB), Greg Lachaud (HB), David Mackey (OL), Tim Olivos (DB), Todd Palmer (DL), Buck Smith (QB).

2009 — FIRST TEAM: Andrew Berryman (OLB), Brandon Brown (CB), Nick Gialessas (DL), Tim Machan (S), Tim Machan (PR), Jim O'Brien (RB). SECOND TEAM: Jared Daiber (OG), Kyle Huber (OLB), Tim Johnson (K), David Mackey (OT), Austin Morman (P), Jim O'Brien (KR), Brendan O'Mahony (DL), Joe Rhein (C), Brett Schiffman (ILB), John Schneider (DL), Nick Vom Brack (CB). HONORABLE MENTION: Tom Gulyas (WR), Greg Lachaud (HB), Tim Olivos (DB), Stephen Sherman (QB), Phill Stoecker (OL).

2010 — FIRST TEAM: Brandon Brown (CB/PR), *UAA Defensive Player of the Year* Kyle Larkin (OLB), Greg Larson (DE), Austin Morman (P), *UAA Co-Special Teams Player of the Year*, Jim O'Brien (TB), Scott O'Brien (SS), Phill Stoecker (TE). SECOND TEAM: Matt Hasmonok (OG), Nick Hillard (MLB), Kyle Huber (OLB), Tom Gulyas (WR), Jake Lewis (OT), Joe Rhein (C), Drew Sexton (WR), Stephen Sherman (QB), William Small (DT). HONORABLE MENTION: Tate Byers (DB), Sam Kentor (HB), David Mackey (OT), John Schneider (DL), Nick Vom Brack (DB).

2011 — FIRST TEAM: Dan Burkett (QB), Chris Castelluccio (RB), Nick Hillard (MLB), Easton Knott (WR), *UAA Co-Offensive Player of the Year*, Kyle Larkin (OLB), Scott O'Brien (S), Joe Rhein (OC), Phill Stoecker (TE). SECOND TEAM: Tate Byers (FS), Eric Chalifour (K), Trevor LaBarge (FB), John Meikel (CB), Austin Morman (P), Drew Sexton (WR), William Small (DL). HONORABLE MENTION: Ryan Bednar (DB), Ed Ferguson (LB), Jake Lewis (OT), Michael McGovern (PR), Nelson Nwumeh (DT).



Larry Kindbom was named the 2018 CCIW Bob Reade Coach of the Year, *D3football.com* North Region Coach of the Year and AFCA Region 4 Coach of the Year. He was also the 2018 Good Works Team Honorary Coach.

2012 — FIRST TEAM: Tate Byers (S), Eric Chalifour (P), Trevor LaBarge (FB), Peter Lowery (ILB), Nelson Nwumeh (DL), Fade Oluokun (OLB), Drew Sexton (WR), Andrew Skalman (CB), William Small (DL). SECOND TEAM: Tim Bartholomew (WR), Chris Castelluccio (RB), Eric Dagnielle (QB), Cody Deterding (S), Matt Goad (OLB), Alex Hallwachs (K), Connor Meneough (OT), Chris Seager (CB), Tim Thannum (OG), Seth Wight (DL). HONORABLE MENTION: Max Elliott (TE), Ryan Lubatkin (WR), Mike McGovern (PR/KR), Mitch McMahon (TE), Will Thompson (OT).

2013 — FIRST TEAM: Tim Bartholomew (WR), Ryan Bednar (S), Tate Byers (S), Alex Hallwachs (K), Jon Levin (C), Peter Lowery (LB), Quincy Marting (CB), Mitch McMahon (TE), Connor Meneough (OT), Nelson Nwumeh (DL). UAA Defensive Player of the Year, Fade Oluokun (LB), Cody Ratermann (RB), Alec Stanke (P), Colin Webb (HB), Seth Wight (DL). SECOND TEAM: Danny Nowak (DL), Andrew Skalman (CB), Jeff Stoecker (DL), Will Thompson (OL). HONORABLE MENTION: Hank Childs (WR) UAA Rookie of the Year, Eric Dagnielle (QB) UAA Offensive Player of the Year, Zach Lonneman (RB).

2014 — FIRST TEAM: Hank Childs (WR), Alex Hallwachs (K), Kevin Hammarlund (WR), Ben Lake (RG), Quincy Marting (CB), Danny Nowak (DL), Fade Oluokun (LB), Alec Stanke (P), Will Thompson (OL). SECOND TEAM: Patrick Cantwell (LB), John Doty (C), Brian Douglas (DL), Mitch McMahon (TE), Cody Ratermann (RB), J.J. Tomlin (QB). HONORABLE MENTION: Connor Meneough (OL), Jonathan Paramore (DB), Dylan Petre (DB), Josiah Situmeang (DL), Jonathan Way (DB).

2015 — FIRST TEAM: Jerry Bauer, Hank Childs, Alex Hallwachs (*UAA Special Teams Player of the Year*), Kevin Hammarlund, Cody Ratermann, Josiah Situmeang. SECOND TEAM: Hank Childs, Craig Claire, Nick Doctors, John Doty, Brian Douglas, Max Elliott, Matt Goad, Garris Goe, Quincy Marting, Alec Stanke. HONORABLE MENTION: Ben Lake, Mitch McMahon, Dylan Petre, Andrew Ralph, J.J. Tomlin.

2016 — FIRST TEAM: Jerry Bauer, John Doty, Chandler Elmore, Kevin Hammarlund, Ben Marcus, Nate Lewis, Matt Page, Josiah Situmeang, Austin Smestad, J.J. Tomlin. SECOND TEAM: Logan Bash, Jake Coon, Johnny Davidson (*UAA Special Teams Player of the Year*), Tom Hutchison, Dan Kalvaitis, Jared Lake, Nick Leduc, Andrew Ralph. HONORABLE MENTION: Drew Pikey, Marcus Ramsport.

2017 — FIRST TEAM: Jarrod Huther, Nick Leduc, Nate Lewis, Michael Mehaffy. HONORABLE MENTION: Johnny Davidson, Jared Lake.

ALL-SOUTHERN ATHLETIC ASSOCIATION
2015 — FIRST TEAM: John Doty, Max Elliott, Alex Hallwachs, Kevin Hammarlund, Quincy Marting. SECOND TEAM: Josiah Situmeang. HONORABLE MENTION: Hank Childs, Brian Douglas, Matt Goad, Ben Lake, Cody Ratermann, J.J. Tomlin.

2016 — FIRST TEAM: John Doty, Kevin Hammarlund, Ben Marcus, Matt Page. SECOND TEAM: Jake Coon, Johnny Davidson, Dan Kalvaitis, Josiah Situmeang, Austin Smestad, J.J. Tomlin.

ALL-COLLEGE CONFERENCE OF ILLINOIS & WISCONSIN
2018 — FIRST TEAM: Jake Coon, Hank Michalski, Peter Pigatti. SECOND TEAM: Johnny Davidson, Matt Goldberg, Jeff Gurley, Tom Hutchison.

2019 — FIRST TEAM: Johnny Davidson (P). SECOND TEAM: John Christensen, Johnny Davidson (QB), David Feng, Jeff Marek, Michael Prescott, Andrew Whitaker.

UAA ROOKIE OF THE YEAR

2000 – Jonathan Feig
2007 – Jim O'Brien
2013 – Hank Childs
2017 – Nick Cione

AZTEC BOWL/TAZON DE ESTRELLA

1997 – Joe El-Etr
1999 – Tim Runnalls
2009 – Jared Daiber
2009 – Tim Machan
2015 – Quincy Marting

UAA PRESIDENTS COUNCIL SCHOLAR-ATHLETE

2010 — Brandon Brown
2011 — Brandon Brown, Kyle Larkin
2012 — Dan Burkett, Chris Castelluccio, Kyle Larkin, Scott O'Brien, Joe Rhein
2013 — Eric Chalifour, Drew Sexton, William Small
2014 — Tim Bartholomew, Alex Hallwachs, Mitch McMahon, Connor Meneough, Seth Wight
2015 — Alex Hallwachs, Ben Lake, Will Thompson
2016 — Alex Hallwachs

SAA SPORTSMANSHIP TEAM

2015 — Josiah Situmeang

D3FOOTBALL.COM NORTH REGION COACH OF THE YEAR

2018 – Larry Kindbom

AFCA REGION 4 COACH OF THE YEAR

2018 – Larry Kindbom

AFCA BOB READE CCIW COACH OF THE YEAR

2018 – Larry Kindbom

UAA COACHING STAFF OF THE YEAR

1995 – Larry Kindbom
1999 – Larry Kindbom
2001 – Larry Kindbom
2002 – Larry Kindbom
2003 – Larry Kindbom
2004 – Larry Kindbom
2012 – Larry Kindbom
2013 – Larry Kindbom

GOOD WORKS TEAM HONORARY COACH

2018 – Larry Kindbom

AFCA DIVISION III ASSISTANT COACH OF THE YEAR

2003 – Pedro Arruza
2015 – Jim Ryan

**Darryl Sharp Memorial MVP Award**

1976 Dan Sinclair
 1977 Reggie Finney
 1978 Mike Holzknicht
 Bill Rankin
 1979 Mike Holzknicht
 1987 Tom Polacek
 1988 Paul Matthews
 1989 Doug Storm
 1990 Mark Watson
 1991 Rick Wilson
 1992 Michael Lauber
 1993 Aaron Keen & John Keen
 1994 Matt Gomric
 1995 Josh Haza
 1996 Vernon Butler
 Aaron Boehm
 1997 Vernon Butler
 Brad Klein
 1998 Alan Barnette
 Steve Steinbruegge
 1999 Larry Foster
 Tim Runnalls
 2000 Cory Snyder
 Brad Loomis
 2001 Jim Donley
 James Molnar
 2002 Brad Duesing
 Brandon Roberts
 2003 Brad Duesing
 Ryan Allerman
 2004 Brad Duesing
 John Woock
 2005 Brad Duesing
 Drew Wethington
 2006 DaRonne Jenkins
 Drew Wethington
 2007 Kevin Brooks
 Michael Elliott
 2008 Matt Glenn
 Andrew Berryman
 2009 Jim O'Brien
 Brandon Brown
 Tim Machan
 2010 Jim O'Brien
 Brandon Brown

2011 Easton Knott
 Nick Hillard
 2012 Eric Daginella
 William Small
 2013 Eric Daginella
 Nelson Nwumeh
 2014 Kevin Hammarlund
 Patrick Cantwell
 2015 J.J. Tomlin
 Quincy Marting
 2016 J.J. Tomlin
 Jake Coon
 2017 Johnny Davidson
 Nate Lewis
 2018 Johnny Davidson
 Jake Coon
 2019 Johnny Davidson
 Jeff Marek

Most Inspirational

1987 Tom Polacek
 1988 Rob King
 1989 Paul Fuchs
 1990 Doug Storm
 1991 D.L. Warfield
 1992 Aaron Powell
 1993 Jeff Franzen
 1994 John Norbot
 1995 Daric Brege
 1996 Matt Schipfer
 1997 Brad Klein
 1998 Alan Barnette
 1999 Josh Lauer
 2000 Mike Allen
 Greg Lake
 2001 Mike Mostardi
 2002 Brandon Roberts
 2003 Matt Alley
 2004 Zach Norman
 2005 Ben Schaub
 Mike Elliott
 2006 Nick Lizanich
 2007 Michael Elliott
 2008 Ben Fox
 Matt Glenn
 2009 Matt Glenn

2010 Tom Gulyas
 2011 Kyle Larkin
 2012 William Small
 2013 Tate Byers
 Andrew Skalman
 2014 Fade Oluokun
 2015 Ben Lake
 Jonathan Way
 2016 Jerry Bauer
 2017 Andrew Ralph
 2018 Tom Hutchison
 2019 Kyle Cummings

Dean's Award (Most Valuable Freshman)

1987 John Stefanos
 1988 Rod Shelton
 1989 Michael Lauber
 1990 Jeff Doyle
 1991 Kevin Jamison
 Tommie Pierson
 1992 Isaac Mosley
 1993 Jeremy Bellinghausen
 1994 Thor Larsen
 1995 Marc Wade
 Scott Sheridan
 1996 Dan Fisher
 Tim Runnalls
 1997 Luke McIntosh
 1998 James Molnar
 1999 Tim Gronewold
 2000 Jonathan Feig
 2001 Ryan Allerman
 2002 Brad Duesing
 2003 Ryan Kennon
 2004 Tyler McSparin
 2005 Tommy Bawden
 2006 Matt Mangini
 2007 Brandon Brown
 Jim O'Brien
 2008 Joe Rhein
 2009 Chris Castelluccio
 2010 Scott O'Brien
 2011 Connor Meneough
 2012 Matt Goad
 2013 Hank Childs
 2014 Garris Goe

2015 Jamar McDonald
 2016 Johnny Davidson
 2017 Nick Cione
 2018 Alex Harvey
 2019 Cole Okmin

Bruce Melin Battling Bear Courage Award

1987 Mark Haller
 1988 Tim Ney
 1989 David Somogyi
 1990 Larry Meese
 1991 Rod Shelton
 1992 Jeff Cooper
 1993 Chad Cicci
 1994 Josh Haza
 1995 Isaac Mosley
 1996 Jacob Parent
 1997 Dave Pertuit
 1998 Scott Schwartz
 1999 Mike Allen
 2000 Mike Allen
 2001 Jim Donley
 2002 Mike Freedman
 2003 John Woock
 2004 Adam Meranda
 2005 Drew Martin
 2006 Matt Balthazar
 2007 Scott Reigle
 2008 Brent Sensenich
 2009 Greg Larson
 2010 Greg Larson
 2011 Nate Kempema
 2012 Drew Sexton
 2013 David Smith
 2014 Will Thompson
 2015 David Smith
 2016 Jared Lake
 2017 Hank Michalski
 2018 Jason Singer
 2019 Nick Watts

Most Improved

1989 Chris Warlick
 1990 Jeff Chrusciel
 1991 Tom Chung



1992 Dan Morrison
 1993 Todd Hannum
 Matt Gaeta
 1994 Bryan Russina
 1995 Nick Blawat
 Matt Schipfer
 1996 John Molnar
 1997 Steve Berkowitz
 1998 Mike Gaffney
 1999 Luke Schumacher
 2000 C.O. West
 2001 Kevin Flynn
 2002 Ryan Jakusz
 2003 Rick Schmitz
 2004 Ben Schaub
 2005 Chris Rhodes
 2006 Jim Manship
 2007 Andrew Berryman
 2008 Brett Schiffman
 2009 Nick Vom Brack
 2010 William Small
 2011 John Meikel
 2012 Peter Lowery
 2013 Ben Lake
 2014 Patrick Cantwell
 2015 Max Elliott
 2016 Matt Page
 2017 Michael Mehaffy
 Jason Singer
 2018 Peter Pigatti
 2019 John Christensen

WU Old Bear Award

1989 Paul Fuchs
 1990 Steve McRae
 1991 Rod Shelton
 1992 Jeff Cooper
 1993 Aaron Keen
 1994 John Norbot
 1995 Josh Smith
 1996 Matt Schipfer
 1997 Brad Klein
 1998 Marc Wade
 1999 Kevin Dym
 2000 Luke McIntosh
 2001 Craig Brockington

2002 Dan McCarthy
 2003 Tory Meyr
 2004 Rick Schmitz
 2005 Joe Rizzo
 2006 Pat McCarthy
 2007 Tyler McSparin
 2008 Paul Northrop
 2009 Jake Mervis
 2010 John Schneider
 2011 Kyle Larkin
 2012 Trevor LaBarge
 2013 Tate Byers
 2014 Connor Meneough
 2015 Mitch McMahon
 2016 John Doty
 Kevin Hammarlund
 2017 David Nees
 2018 Hank Michalski
 2019 John Fisher

Scott Swofford Award (Special Teams MVP)

2000 Steve Aderholt
 2001 Jon Kuerzi
 2002 Joe Rizzo
 2003 Mitchell Hall
 2004 Jon Kuerzi
 2005 Drew Wethington
 2006 Adam Goslin
 2007 Tommy Bawden
 2008 Austin Morman
 2009 Austin Morman
 2010 Austin Morman
 2011 Austin Morman
 2012 Matt Goad
 2013 Alec Stanke
 2014 Alec Stanke
 2015 Alex Hallwachs
 2016 Johnny Davidson
 2017 Johnny Davidson
 2018 Charles Coccia
 2019 Chris Vartanian

Recruiter of the Year

2009 John Schneider
 2010 Tim Thannum

Good Works

2018 Jason Singer
 2019 Nick Watts



WashU celebrates after a 43-7 victory over the University of Chicago in the 2019 Founders Cup Game in Chicago. WashU has won 25 of the 33 Founders Cup Games.

To the victor go the spoils. And in the case of a yearly match between Washington University in St. Louis and the University of Chicago, the spoils include braggin' rights and the Founders Cup.

The Founders Cup, which commemorates the first football game played between two University Athletic Association (UAA) schools, was introduced in 1987 when the Bears and Maroons played the first football game in the Association's initial year of existence

The rivalry between the two schools is a natural. Led by the St. Louis Cardinals-Chicago Cubs baseball rivalry and the St. Louis Blues-Chicago Blackhawk hockey rivalry, St. Louis and Chicago continually boast about braggin' rights. And there's no difference with Washington University and the University of Chicago.

Since the rivalry was re-established in 1983, the Bears lead the series 26-11. 12 of those games have been decided by seven points or less, including the 2000 and 2001 games that were decided in the closing moments.

Since the inception of the Founders Cup in 1987, the Bears have won 25 of the 33 meetings.

Founders Cup - WashU leads series 25-8

| | |
|------|------------------------------|
| 1987 | Washington U. 17, Chicago 15 |
| 1988 | Washington U. 27, Chicago 24 |
| 1989 | Washington U. 25, Chicago 14 |
| 1990 | Washington U. 27, Chicago 7 |
| 1991 | Washington U. 25, Chicago 7 |
| 1992 | Chicago 24, Washington U. 23 |
| 1993 | Chicago 20, Washington U. 17 |
| 1994 | Washington U. 13, Chicago 7 |
| 1995 | Washington U. 28, Chicago 14 |
| 1996 | Washington U. 41, Chicago 0 |
| 1997 | Washington U. 55, Chicago 26 |
| 1998 | Chicago 16, Washington U. 6 |
| 1999 | Washington U. 20, Chicago 3 |
| 2000 | Chicago 12, Washington U. 9 |
| 2001 | Washington U. 21, Chicago 17 |
| 2002 | Washington U. 38, Chicago 17 |
| 2003 | Washington U. 28, Chicago 0 |
| 2004 | Washington U. 24, Chicago 16 |
| 2005 | Chicago 27, Washington U. 0 |
| 2006 | Washington U. 26, Chicago 7 |
| 2007 | Washington U. 31, Chicago 10 |
| 2008 | Chicago 17, Washington U. 14 |
| 2009 | Washington U. 44, Chicago 37 |
| 2010 | Chicago 13, Washington U. 10 |
| 2011 | Washington U. 38, Chicago 20 |
| 2012 | Washington U. 23, Chicago 7 |
| 2013 | Washington U. 17, Chicago 7 |
| 2014 | Chicago 44, Washington U. 23 |
| 2015 | Washington U. 37, Chicago 23 |
| 2016 | Washington U. 43, Chicago 34 |
| 2017 | Washington U. 28, Chicago 12 |
| 2018 | Washington U. 24, Chicago 17 |
| 2019 | Washington U. 43, Chicago 7 |



The formation of the **University Athletic Association** (UAA) is a bold statement of what college athletics can and should be—that it is highly desirable and possible for a group of committed institutions to conduct a broad-based program of intercollegiate athletics for men and women; to compete with like academic institutions spread over geographically expansive areas; and to seek excellence in athletics while maintaining a perspective that holds the student-athlete and the academic mission of the institution as the center of focus.

The University Athletic Association, which is in its 34th year, is a significant expression of the principle that the provision of a high-quality college athletic experience is worth the commitment required of an institution. It is worthwhile not only because it benefits the entire campus community and, in turn, the institution itself.

Perhaps more importantly, the UAA is a strong statement that the success of intercollegiate athletics is wholly dependent upon institutional integrity and the ability of institutions to complete the full integration of athletics into the academic fiber of higher education.

Members of the UAA share the belief that academic excellence and athletic excellence are not mutually exclusive. Implicit in this belief are several sets of assumptions. The first is that the academic enterprise is the primary element. Student-athletes are just that—students first and athletes second. The second set of assumptions has to do with athletic excellence. Athletic excellence is not to be confused with a win-at-all costs attitude. It properly relates to the caliber of experience offered to students who participate in intercollegiate athletics.

UAA institutions have captured 56 NCAA national team championships since the league's inception in 1987-88 —23 (10 volleyball, five women's basketball, two men's basketball, one men's tennis, two women's cross country) by Washington University.

Carnegie Mellon University, Case Western Reserve University and the University Rochester, the only three football-playing institutions in the UAA, will compete for the 30th pigskin championship in the 2019 season.

The University Athletic Association (UAA) sponsors competition in 23 sports—12 for men and 10 for women. Competition is in several forms. Among these are round-robin play, round-robin tournaments, round-robin tournaments followed by a single elimination round, and championship meets or tournaments.

UAA CHAMPIONS

| | |
|----------------------------------|----------------------------------|
| 1990 Carnegie Mellon | 2005 Chicago |
| 1991 Carnegie Mellon | 2006 Carnegie Mellon |
| 1992 Rochester | 2007 Case Western Reserve |
| 1993 Carnegie Mellon | 2008 Case Western Reserve |
| 1994 Washington U. | 2009 Case Western Reserve |
| Carnegie Mellon | 2010 Chicago |
| 1995 Washington U. | 2011 Case Western Reserve |
| Carnegie Mellon | 2012 Washington U. |
| 1996 Washington U. | 2013 Washington U. |
| Carnegie Mellon | 2014 Chicago |
| Case Western Reserve | 2015 Washington U. |
| 1997 Carnegie Mellon | Carnegie Mellon |
| 1998 Chicago | 2016 Washington U. |
| 1999 Washington U. | Carnegie Mellon |
| 2000 Chicago | Case Western Reserve |
| 2001 Washington U. | 2017 Case Western Reserve |
| 2002 Washington U. | 2018 Carnegie Mellon |
| 2003 Washington U. | |
| 2004 Washington U. | |

UAA History Book

UAA Offensive Player of the Year

- 1990** Scott Barnyak, Carnegie Mellon
- 1991** Greg Marmol, Carnegie Mellon
- 1992** Isaac Collins, University of Rochester
- Jeremy Hurd, University of Rochester
- 1993** Frank Baker, University of Chicago
- 1994** Derrick Brooms, University of Chicago
- 1995** Derrick Brooms, University of Chicago
- 1996** **Joe El-Etr, Washington University**
- Brandon Way, University of Chicago
- 1997** **Vernon Butler, Washington University**
- Brandon Way, University of Chicago
- 1998** Mike Campie, Carnegie Mellon University
- 1999** Josh Dunn, University of Chicago
- 2000** Brandon McDowell, Case Western Reserve
- 2002** Brad Stanley, Carnegie Mellon
- 2003** **Brad Duesing, Washington University**
- David Kallevig, Case Western Reserve
- 2004** **Brad Duesing, Washington University**
- Travis Sivek, Carnegie Mellon University
- 2006** Dan Whalen, Case Western Reserve University
- 2008** Dan Whalen, Case Western Reserve University
- 2009** Dee Brizzolar, University of Chicago
- 2010** Dee Brizzolar, University of Chicago
- 2011** **Easton Knott, Washington University**
- Rob Kalkstein, Carnegie Mellon University
- 2012** Eric Daginella, Washington University
- 2013** Patrick Ryan, University of Chicago
- 2014** Sam Bengier, Carnegie Mellon University
- 2015** Rob Cuda, Case Western Reserve University
- 2016** Rob Cuda, Case Western Reserve University
- 2017** Rob Cuda, Case Western Reserve University
- 2018** Drew Saxton, Case Western Reserve University

UAA Defensive Player of the Year

- 1990** Dennis Braniecki, University of Rochester
- 1991** Ed Trebets, Case Western Reserve University
- 1992** Brian Laudadio, University of Rochester
- 1993** Geoffrey Long, University of Rochester
- Chad Wilson, Carnegie Mellon University
- Rich Zdrojewski, Case Western Reserve Univ.
- 1994** **Matt Gomric, Washington University**
- Ray Ardire, Carnegie Mellon University
- 1995** **Aaron Boehm, Washington University**
- 1996** **Brad Klein, Washington University**
- 1997** Tom Courtad, Case Western Reserve Univ.
- 1998** **Tim Runnalls, Washington University**
- 1999** Dan Philips, University of Chicago
- 2000** **James Molnar, Washington University**
- 2001** **John Woock, Washington University**
- 2002** **Rick Schmitz, Washington University**
- 2003** Matt Armbruster, University of Chicago
- 2004** Rob Tamillow, University of Chicago
- 2005** **Drew Wethington, Washington University**
- Tom Brew, Case Western Reserve University
- 2006** Bobby Bott, Case Western Reserve University
- Jeff Brown, Case Western Reserve University
- 2008** **Brandon Brown, Washington University**
- Dale English, Case Western Reserve University
- 2009** Adam Watson, Case Western Reserve University
- 2010** **Nelson Nwumeh, Washington University**
- Scott Mainquist, University of Chicago
- 2011** Brian Khoury, Carnegie Mellon University
- 2012** Brian Khoury, Carnegie Mellon University
- 2013** Drew Fitzmorris, Carnegie Mellon University
- 2014** Cameron Brown, Case Western Reserve University
- 2015** Cameron Brown, Case Western Reserve University
- 2016** Cameron Brown, Case Western Reserve University
- 2017** Cameron Brown, Case Western Reserve University
- 2018** Cameron Brown, Case Western Reserve University

UAA Player of the Year

- 2007** Travis Sivek, Carnegie Mellon University
- Dan Whalen, Case Western Reserve University



YEAR-BY-YEAR RESULTS

| | |
|------------------------------|-----------|
| 1887 —Coach Unknown | |
| WU (1-0-0) | |
| 14 University Club | 4 |
| 14 | 4 |
| 1888 —Coach Unknown | |
| WU (1-0-0) | |
| 20 MICDS | 0 |
| 20 | 0 |
| 1889 —Arthur Tuttle | |
| WU (2-0-0) | |
| 16 MICDS | 0 |
| 45 Missouri Athletic Club | 0 |
| 73 | 0 |
| 1890 —Arthur Tuttle | |
| WU (2-0-0) | |
| 28 Missouri | 0 |
| 14 MICDS | 0 |
| 42 | 0 |
| 1891 —Arthur Tuttle | |
| WU (4-1-1) | |
| 48 St. Louis U. | 0 |
| 24 Vanderbilt | 6 |
| 18 Drury | 0 |
| 0 Vanderbilt | 4 |
| 6 Kansas | 6 |
| 12 Pastime Athletic Club | 0 |
| 108 | 16 |
| 1892 —Arthur Tuttle | |
| WU (3-2-0) | |
| 0 Illinois | 22 |
| 14 Vanderbilt | 4 |
| 0 Grinnell | 30 |
| 6 Pastime Athletic Club | 4 |
| 6 St. Louis U. | 4 |
| 26 | 64 |
| 1893 —Coach Unknown | |
| WU (1-1-0) | |
| 0 MICDS | 6 |
| 6 MICDS | 0 |
| 6 | 6 |
| 1894 —Coach Unknown | |
| WU (2-1-0) | |
| 24 McKendree | 0 |
| 6 Illinois College | 50 |
| 6 Christian Brothers College | 0 |
| 36 | 50 |
| 1895 —Coach Unknown | |
| WU (2-0-0) | |
| 44 McGrew Guards | 0 |
| 16 Missouri S&T | 8 |
| 60 | 8 |
| 1896 —Coach Unknown | |
| WU (0-2-0) | |
| 0 St. Louis U. | 8 |
| 0 Shurtleff | 24 |
| 0 | 32 |

| | |
|---------------------------------|------------|
| 1897 —Coach Unknown | |
| WU (0-2-0) | |
| 0 Shurtleff | 8 |
| 4 Christian Brothers College | 6 |
| 4 | 14 |
| 1898 —Edwin Waterman Lee | |
| WU (6-0-0) | |
| 21 MICDS | 11 |
| 5 Shurtleff | 0 |
| 18 Missouri | 12 |
| 35 Missouri S&T | 0 |
| 29 All-St. Louis Team | 0 |
| 35 Christian Brothers College | 0 |
| 143 | 23 |
| 1899 —Arthur N. Sager | |
| WU (5-1-0) | |
| 22 MICDS | 0 |
| 26 West Ends | 0 |
| 6 Knox | 5 |
| 6 Illinois Wesleyan | 0 |
| 11 Missouri | 33 |
| 11 Christian Brothers College | 10 |
| 82 | 48 |
| 1900 —Edwin Waterman Lee | |
| WU (3-2-1) | |
| 17 MICDS | 0 |
| 28 St. Louis U. | 0 |
| 5 Missouri | 6 |
| 5 Missouri S&T | 11 |
| 6 Barnes Medical | 0 |
| 6 Christian Brothers College | 6 |
| 67 | 23 |
| 1901 —Gordon Clarke | |
| WU (5-3-1) | |
| 5 DePauw | 24 |
| 0 Illinois | 21 |
| 0 Kansas City Medics | 28 |
| 11 Lake Forest | 0 |
| 12 Vanderbilt | 11 |
| 16 Central Methodist | 11 |
| 2 Rose-Hulman | 0 |
| 16 Missouri S&T | 6 |
| 6 Butler | 6 |
| 58 | 107 |
| 1902 —Hugh White | |
| WU (2-6-1) | |
| 0 Lombard | 0 |
| 0 Illinois | 44 |
| 33 Rose-Hulman | 0 |
| 6 Sewanee | 22 |
| 12 Vanderbilt | 33 |
| 0 Missouri | 27 |
| 0 Iowa | 61 |
| 33 Central Methodist | 5 |
| 0 Haskell Indian Nations | 18 |
| 84 | 210 |
| 1903 —L.W. Boynton | |
| WU (4-4-2) | |
| 21 Rose-Hulman | 0 |
| 0 Northwestern | 23 |
| 28 Shurtleff | 0 |

| | |
|-------------------------------|------------|
| 6 Lombard | 11 |
| 0 Missouri S&T | 0 |
| 0 Missouri | 0 |
| 0 Vanderbilt | 41 |
| 23 Cincinnati | 11 |
| 2 Iowa | 12 |
| 29 St. Louis U. | 5 |
| 109 | 103 |
| 1904 —L.W. Boynton | |
| WU (4-7-0) | |
| 10 Shurtleff | 0 |
| 17 Rose-Hulman | 5 |
| 0 Illinois | 31 |
| 0 Sewanee | 17 |
| 36 Drury | 0 |
| 6 Indiana | 21 |
| 0 Texas | 22 |
| 11 Missouri | 0 |
| 0 Kansas | 12 |
| 5 West Virginia | 6 |
| 0 Haskell Indian Nations | 47 |
| 85 | 161 |
| 1905 —C.A. Fairweather | |
| WU (7-3-2) | |
| 16 Battery A | 0 |
| 59 Westminster | 0 |
| 0 Rose-Hulman | 0 |
| 0 St. Charles Military | 0 |
| 6 Arkansas | 0 |
| 0 Indiana | 39 |
| 35 Illinois College | 0 |
| 0 Kansas | 21 |
| 5 Drury | 6 |
| 14 Missouri | 10 |
| 23 Missouri S&T | 6 |
| 17 Knox | 6 |
| 175 | 88 |
| 1906 —J.M. Blanchard | |
| WU (2-2-2) | |
| 0 Shurtleff | 16 |
| 0 Southeast Missouri | 0 |
| 12 Shurtleff | 12 |
| 12 Central Methodist | 4 |
| 12 Missouri | 0 |
| 6 Texas | 17 |
| 30 | 39 |
| 1907 —J.M. Blanchard | |
| WU (1-5-1, 0-1 MVC) | |
| 0 SIU Carbondale | 0 |
| 0 Shurtleff | 5 |
| 5 Drury | 6 |
| 34 Southeast Missouri | 0 |
| 0 St. Louis U. | 78 |
| 8 Missouri S&T | 11 |
| 0 Missouri \$ | 27 |
| 47 | 128 |
| 1908 —Francis Cayou | |
| WU (4-4-1, 0-2 MVC) | |
| 0 Carleton (Mo.) | 0 |
| 24 Shurtleff | 6 |
| 11 Knox | 6 |
| 0 Kansas \$ | 10 |

| | |
|----------------------------|------------|
| 11 Rose-Hulman | 6 |
| 17 Millikin | 0 |
| 0 Missouri \$ | 40 |
| 0 Vanderbilt | 28 |
| 0 Tulane | 11 |
| 63 | 107 |
| 1909 —Francis Cayou | |
| WU (3-4-0, 0-2 MVC) | |
| 12 Shurtleff | 6 |
| 29 Millikin | 5 |
| 0 Kansas \$ | 23 |
| 11 Knox | 2 |
| 0 Missouri \$ | 5 |
| 0 Vanderbilt | 12 |
| 0 Arkansas | 34 |
| 52 | 87 |
| 1910 —Francis Cayou | |
| WU (3-4-0, 0-2 MVC) | |
| 3 Shurtleff | 11 |
| 31 Westminster | 6 |
| 6 Rose-Hulman | 0 |
| 32 Drury | 6 |
| 3 Missouri \$ | 27 |
| 0 Arkansas | 50 |
| 0 Iowa \$ | 38 |
| 75 | 138 |
| 1911 —Francis Cayou | |
| WU (4-2-2, 0-0-2 MVC) | |
| 26 Shurtleff | 0 |
| 34 Southeast Missouri | 6 |
| 26 Westminster | 0 |
| 0 Indiana | 12 |
| 10 Knox | 6 |
| 5 Missouri \$ | 5 |
| 6 Drake \$ | 6 |
| 0 Arkansas | 3 |
| 107 | 38 |
| 1912 —Francis Cayou | |
| WU (4-4-0, 0-2 MVC) | |
| 48 Shurtleff | 7 |
| 0 Illinois | 13 |
| 54 Westminster | 0 |
| 13 Missouri S&T | 6 |
| 13 Drake \$ | 33 |
| 27 Drury | 12 |
| 0 Missouri \$ | 33 |
| 7 Arkansas | 13 |
| 162 | 117 |
| 1913 —W.P. Edmunds | |
| WU (1-5-0, 0-4 MVC) | |
| 6 Kansas \$ | 57 |
| 7 Iowa State \$ | 37 |
| 31 Westminster | 0 |
| 17 Drake \$ | 32 |
| 3 Missouri S&T | 19 |
| 0 Missouri \$ | 19 |
| 64 | 164 |
| 1914 —W.P. Edmunds | |
| WU (3-3-1, 0-1-1 MVC) | |
| 66 SIU Carbondale | 0 |
| 62 Shurtleff | 7 |

| | |
|-------------------------------|------------|
| 0 Missouri S&T | 19 |
| 26 Drury | 28 |
| 7 Drake \$ | 7 |
| 6 St. Louis U. | 0 |
| 3 Missouri \$ | 26 |
| 170 | 87 |
| 1915 —W.P. Edmunds | |
| WU (3-2-0, 1-1 MVC) | |
| 13 Missouri \$ | 0 |
| 3 Wabash | 13 |
| 38 Drury | 0 |
| 16 Drake \$ | 26 |
| 13 St. Louis U. | 7 |
| 83 | 46 |
| 1916 —W.P. Edmunds | |
| WU (3-3-1, 0-2 MVC) | |
| 14 Rose-Hulman | 0 |
| 0 Missouri \$ | 13 |
| 0 Drake \$ | 13 |
| 7 Missouri S&T | 6 |
| 7 Michigan | 66 |
| 7 Knox | 7 |
| 9 St. Louis U. | 0 |
| 44 | 105 |
| 1917 —R.B. Rutherford | |
| WU (4-3-0, 1-2 MVC) | |
| 26 Lombard | 14 |
| 0 Kansas State \$ | 61 |
| 7 Rose-Hulman | 0 |
| 21 Missouri S&T | 2 |
| 20 Drake \$ | 0 |
| 3 Missouri \$ | 19 |
| 0 St. Louis U. | 13 |
| 77 | 109 |
| 1918 —R.B. Rutherford | |
| WU (6-0-0, No MVC due to WWI) | |
| 30 Westminster | 6 |
| 26 Missouri S&T | 0 |
| 26 Drake | 0 |
| 42 Scott Air Field | 14 |
| 19 St. Louis U. | 0 |
| 20 Nebraska | 7 |
| 163 | 27 |
| 1919 —R.B. Rutherford | |
| WU (5-2, 2-2 MVC) | |
| 51 Drury | 0 |
| 14 Kansas State \$ | 9 |
| 13 Grinnell \$ | 0 |
| 29 Missouri S&T | 0 |
| 13 Drake \$ | 14 |
| 0 Missouri \$ | 7 |
| 7 St. Louis U. | 0 |
| 127 | 30 |
| 1920 —George Rider | |
| WU (4-4-0, 1-4 MVC) | |
| 21 Missouri S&T | 0 |
| 36 Drury | 0 |
| 23 Grinnell \$ | 14 |
| 14 Oklahoma \$ | 24 |
| 7 Iowa State \$ | 24 |
| 6 Drake \$ | 14 |

YEAR-BY-YEAR RESULTS



| | | | | | | | | | |
|-----------------------------|------------|--------------------------|------------|------------------------------|------------|------------------------------|------------|----------------------------|------------|
| 10 Missouri \$ | 14 | 6 Nebraska \$ | 20 | 0 St. Louis U. | 34 | 33 McKendree | 0 | 21 Drake \$ | 0 |
| 17 St. Louis U. | 0 | 0 Grinnell \$ | 7 | 26 | 194 | 10 Missouri | 17 | 53 Illinois College | 12 |
| 134 | 90 | 0 Oklahoma \$ | 21 | 1932 —Jimmy Conzelman | | 6 St. Louis U. | 21 | 13 Butler | 40 |
| 1921 —George Rider | | 3 Oklahoma State \$ | 37 | WU (4-4-0, 1-2 MVC) | | 151 | 123 | 28 Missouri S&T | 7 |
| WU (4-3-1, 2-3 MVC) | | 6 Missouri \$ | 45 | 6 Illinois College | 0 | 1937 —Jimmy Conzelman | | 0 St. Louis U. \$ | 25 |
| 10 Missouri S&T | 0 | 0 Quantico Marines | 13 | 34 Drury | 0 | WU (4-6-0, 2-2 MVC) | | 159 | 165 |
| 0 Kansas State \$ | 28 | 40 | 151 | 6 McKendree | 14 | 2 Drake \$ | 32 | 1942 —Tom Gorman | |
| 14 Grinnell \$ | 13 | 1927 —Bob Higgins | | 14 Grinnell \$ | 7 | 45 William Jewell | 0 | WU (5-5-0, 2-3 MVC) | |
| 14 Oklahoma \$ | 28 | WU (5-2-2, 2-2-1 MVC) | | 14 Missouri | 6 | 0 Southern Methodist | 14 | 7 Iowa | 26 |
| 2 Iowa State \$ | 0 | 6 Lombard | 0 | 0 Creighton \$ | 40 | 13 Bradley | 7 | 26 Southeast Missouri | 7 |
| 0 Missouri \$ | 7 | 6 Oklahoma State \$ | 0 | 0 Drake \$ | 6 | 7 Army | 47 | 13 Creighton \$ | 12 |
| 14 Tulane | 6 | 13 Missouri S&T | 0 | 6 St. Louis U. | 19 | 12 Boston University | 14 | 27 Wichita State | 6 |
| 0 St. Louis U. | 0 | 0 Missouri \$ | 13 | 80 | 92 | 12 Oklahoma State \$ | 0 | 0 Tulsa \$ | 40 |
| 54 | 82 | 21 Kansas \$ | 21 | 1933 —Jimmy Conzelman | | 7 Tulsa \$ | 47 | 7 Oklahoma State \$ | 40 |
| 1922 —George Rider | | 6 Westminster | 6 | WU (4-5-0, 1-2 MVC) | | 0 Missouri | 3 | 7 Kansas | 19 |
| WU (1-5-1, 0-5-1 MVC) | | 7 Oklahoma \$ | 28 | 22 McKendree | 7 | 6 St. Louis U. \$ | 0 | 14 Drake \$ | 7 |
| 14 Missouri S&T | 6 | 18 Grinnell \$ | 7 | 6 Illinois | 21 | 104 | 164 | 19 Missouri S&T | 6 |
| 14 Kansas State \$ | 22 | 21 St. Louis U. | 0 | 0 Chicago | 40 | 1938 —Jimmy Conzelman | | 0 St. Louis U. \$ | 26 |
| 7 Drake \$ | 31 | 98 | 75 | 19 Bradley | 7 | WU (6-3-1, 2-1-1 MVC) | | 120 | 189 |
| 0 Iowa State \$ | 13 | 1928 —Al Sharpe | | 0 Drake \$ | 6 | 0 Vanderbilt | 20 | 1943-46 No Football | |
| 0 Grinnell \$ | 16 | WU (2-5-1, 0-2 MVC) | | 0 Creighton \$ | 18 | 25 Drake \$ | 13 | 1947 —Weeb Ewbank | |
| 0 Missouri \$ | 27 | 0 Westminster | 6 | 36 Butler \$ | 12 | 0 Tulsa \$ | 14 | WU (5-3-0) | |
| 0 Oklahoma \$ | 0 | 9 Missouri S&T | 0 | 33 Missouri | 7 | 58 Simpson | 6 | 13 Missouri Valley | 28 |
| 35 | 115 | 7 Kansas | 7 | 0 St. Louis U. | 6 | 0 Missouri | 13 | 6 Western Michigan | 14 |
| 1923 —Byron Wimberly | | 7 Butler | 13 | 116 | 124 | 20 Centre | 7 | 35 Oberlin | 7 |
| WU (3-5-0, 1-4 MVC) | | 0 Haskell Indian Nations | 7 | 1934 —Jimmy Conzelman | | 24 Oklahoma State \$ | 0 | 40 Arkansas State | 14 |
| 7 Missouri S&T | 0 | 0 Drake \$ | 20 | WU (7-3-0, 1-0 MVC) | | 27 Butler | 21 | 14 Illinois State | 13 |
| 2 Grinnell \$ | 16 | 6 Grinnell \$ | 7 | <i>MVC Champion</i> | | 88 McKendree | 0 | 27 Central Methodist | 7 |
| 7 Oklahoma \$ | 62 | 6 St. Louis U. | 0 | 18 McKendree | 0 | 0 St. Louis U. \$ | 0 | 40 Grinnell | 12 |
| 7 Iowa State \$ | 54 | 35 | 60 | 7 Illinois | 12 | 242 | 94 | 12 Louisville | 33 |
| 6 Drury | 0 | 1929 —Al Sharpe | | 41 Wabash | 0 | 1939 —Jimmy Conzelman | | 187 | 128 |
| 0 Kansas \$ | 83 | WU (3-4-1, 0-1-1 MVC) | | 27 Simpson | 0 | WU (6-3-1, 4-1 MVC) | | 1948 —Weeb Ewbank | |
| 13 Missouri \$ | 7 | 34 Illinois College | 7 | 20 Drake \$ | 0 | <i>MVC Champion</i> | | WU (9-1-0) | |
| 8 Tulane | 19 | 0 Drake \$ | 20 | 32 Butler | 7 | 7 Northwest Missouri | 9 | 19 Missouri S&T | 7 |
| 50 | 241 | 0 Grinnell \$ | 0 | 0 Kansas | 13 | 20 Washburn \$ | 26 | 14 Carnegie Mellon | 6 |
| 1924 —Byron Wimberly | | 33 Drury | 0 | 40 Missouri | 13 | 0 Missouri | 14 | 20 Washburn | 0 |
| WU (4-4-0, 0-4 MVC) | | 0 Carnegie Mellon | 19 | 27 St. Louis U. | 7 | 42 Creighton \$ | 12 | 7 Butler | 0 |
| 7 Drury | 0 | 0 Missouri | 6 | 0 Southern Methodist | 7 | 6 Butler | 6 | 40 Colorado College | 7 |
| 0 Grinnell \$ | 14 | 0 Kansas | 13 | 212 | 59 | 12 Washington & Lee | 6 | 33 Oberlin | 20 |
| 13 Missouri S&T | 0 | 7 St. Louis U. | 0 | 1935 —Jimmy Conzelman | | 7 Oklahoma State \$ | 0 | 47 Grinnell | 0 |
| 0 Kansas \$ | 48 | 74 | 65 | WU (6-4-0, 3-0 MVC) | | 25 Drake \$ | 13 | 6 Western Michigan | 19 |
| 10 Millikin | 0 | 1930 —Al Sharpe | | <i>MVC Co-Champion</i> | | 31 Missouri S&T | 17 | 27 Sewanee | 6 |
| 0 Missouri \$ | 35 | WU (4-2-2, 2-2 MVC) | | 24 McKendree | 0 | 12 St. Louis U. \$ | 0 | 27 Louisville | 12 |
| 0 Oklahoma \$ | 7 | 41 Illinois College | 0 | 6 Illinois | 28 | 172 | 103 | 240 | 77 |
| 12 Mississippi State | 3 | 0 William Jewell | 0 | 6 Southern Methodist | 35 | 1940 —Frank Loeb | | 1949 —Irv Utz | |
| 42 | 107 | 14 Westminster | 0 | 13 Michigan State | 47 | WU (3-6-0, 1-3 MVC) | | WU (7-2-0) | |
| 1925 —Bob Higgins | | 7 Oklahoma State \$ | 28 | 6 Duquesne | 13 | 6 Northwest Missouri | 7 | 28 Missouri S&T | 13 |
| WU (2-5-1, 1-4-1 MVC) | | 0 Drake \$ | 12 | 33 Creighton \$ | 7 | 28 Washburn \$ | 20 | 0 Memphis | 34 |
| 0 Drake \$ | 6 | 6 Grinnell \$ | 0 | 13 Drake \$ | 0 | 12 Oklahoma State \$ | 53 | 41 Illinois Wesleyan | 25 |
| 6 Southern Methodist | 20 | 13 Creighton \$ | 0 | 19 Missouri | 6 | 27 Butler | 19 | 12 Western Michigan | 0 |
| 0 Oklahoma State \$ | 0 | 7 St. Louis U. | 7 | 39 Oklahoma State \$ | 13 | 14 Centenary | 19 | 7 Butler | 0 |
| 13 Iowa State \$ | 28 | 88 | 47 | 26 St. Louis U. | 0 | 13 V.M.I. | 20 | 27 Colorado College | 0 |
| 0 Missouri \$ | 14 | 1931 —Al Sharpe | | 185 | 149 | 14 Drake \$ | 20 | 21 Rollins | 0 |
| 7 Missouri S&T | 0 | WU (2-7-0, 0-3 MVC) | | 1936 —Jimmy Conzelman | | 12 Missouri S&T | 0 | 12 Louisville | 35 |
| 0 Oklahoma \$ | 28 | 6 William Jewell | 0 | WU (3-7-0, 1-1 MVC) | | 0 St. Louis U. \$ | 3 | 19 Sewanee | 7 |
| 3 Grinnell \$ | 0 | 18 Illinois College | 7 | 32 Bradley | 0 | 126 | 141 | 167 | 114 |
| 29 | 96 | 0 Westminster | 20 | 7 Illinois | 13 | 1941 —Frank Loeb | | 1950 —Irv Utz | |
| 1926 —Bob Higgins | | 0 Creighton \$ | 40 | 6 Notre Dame | 14 | WU (4-5-0, 1-3 MVC) | | WU (2-7-0) | |
| WU (1-7-0, 0-6 MVC) | | 2 Centre | 14 | 0 Boston University | 6 | 6 Kansas | 19 | 19 Missouri S&T | 34 |
| 0 Iowa State \$ | 6 | 0 Drake \$ | 26 | 18 Drake \$ | 20 | 12 Oklahoma State \$ | 41 | 20 Western Reserve | 24 |
| 25 Missouri S&T | 2 | 0 Grinnell \$ | 25 | 39 Oklahoma State \$ | 6 | 13 Creighton \$ | 14 | 24 Illinois Wesleyan | 7 |
| | | 0 Kansas | 28 | 0 Duquesne | 26 | 13 Centenary | 7 | | |



YEAR-BY-YEAR RESULTS

| | | |
|----|--------------------|----|
| 0 | Memphis | 54 |
| 7 | Western Michigan | 26 |
| 7 | Louisville | 28 |
| 20 | Butler | 25 |
| 6 | Southeast Missouri | 0 |
| 0 | Sewanee | 7 |

103 205

1951—Irv Utz
WU (5-4-0)

| | | |
|----|-------------------|----|
| 21 | Missouri S&T | 8 |
| 33 | Central Methodist | 0 |
| 25 | SIU Carbondale | 6 |
| 7 | Western Michigan | 12 |
| 12 | Western Reserve | 15 |
| 7 | Wayne State | 21 |
| 20 | Butler | 13 |
| 7 | Illinois Wesleyan | 14 |
| 31 | Sewanee | 13 |

163 102

1952—Irv Utz
WU (4-5-0)

| | | |
|----|-------------------|----|
| 27 | Missouri S&T | 6 |
| 13 | Wayne State | 12 |
| 0 | Harvard | 42 |
| 16 | Western Reserve | 20 |
| 20 | Western Michigan | 28 |
| 19 | SIU Carbondale | 14 |
| 20 | Butler | 33 |
| 61 | Illinois Wesleyan | 14 |
| 12 | Sewanee | 22 |

188 191

1953—Carl Snively
WU (7-2-0)

| | | |
|----|-------------------|----|
| 26 | Missouri S&T | 7 |
| 40 | Sewanee | 20 |
| 13 | Wayne State | 33 |
| 54 | Illinois Wesleyan | 6 |
| 18 | Western Michigan | 7 |
| 14 | Western Reserve | 20 |
| 27 | Butler | 14 |
| 28 | SIU Carbondale | 6 |
| 34 | Evansville | 13 |

254 126

1954—Carl Snively
WU (6-3-0)

| | | |
|----|-------------------|----|
| 58 | Missouri S&T | 14 |
| 52 | Illinois Wesleyan | 7 |
| 0 | Wayne State | 27 |
| 33 | Western Reserve | 6 |
| 6 | Western Michigan | 7 |
| 42 | Evansville | 7 |
| 25 | Butler | 6 |
| 25 | SIU Carbondale | 14 |
| 19 | Bradley | 20 |

260 108

1955—Carl Snively
WU (5-4-0)

| | | |
|----|------------------|----|
| 13 | Missouri S&T | 20 |
| 20 | Wabash | 14 |
| 19 | Drake | 39 |
| 6 | Western Reserve | 9 |
| 26 | Western Michigan | 14 |

| | | |
|----|------------------|----|
| 27 | Washington & Lee | 0 |
| 32 | SIU Carbondale | 13 |
| 41 | Butler | 20 |
| 20 | Bradley | 27 |

204 156

1956—Carl Snively
WU (6-3-0)

| | | |
|----|------------------|----|
| 14 | Missouri S&T | 13 |
| 7 | Wabash | 27 |
| 6 | Drake | 14 |
| 13 | Western Michigan | 7 |
| 27 | South Dakota | 7 |
| 26 | SIU Carbondale | 0 |
| 27 | Bradley | 33 |
| 21 | Butler | 20 |
| 40 | Washington & Lee | 19 |

181 140

1957—Carl Snively
WU (5-3-0)

| | | |
|----|------------------|----|
| 14 | Missouri S&T | 7 |
| 21 | Wabash | 13 |
| 7 | Drake | 19 |
| 25 | South Dakota | 19 |
| 33 | Nebraska-Omaha | 6 |
| 13 | Bradley | 26 |
| 13 | Butler | 41 |
| 47 | Washington & Lee | 0 |

173 131

1958—Carl Snively
WU (4-4-0)

| | | |
|----|------------------|----|
| 19 | Missouri S&T | 13 |
| 14 | Wabash | 13 |
| 0 | Bradley | 7 |
| 2 | Western Michigan | 34 |
| 12 | Washington & Lee | 6 |
| 28 | Nebraska-Omaha | 6 |
| 21 | Drake | 28 |
| 12 | Butler | 20 |

108 127

1959—Lynn Hovland
WU (1-7-0)

| | | |
|----|------------------|----|
| 15 | Missouri S&T | 27 |
| 17 | Wabash | 15 |
| 0 | Bradley | 16 |
| 0 | Western Michigan | 78 |
| 21 | South Dakota | 27 |
| 0 | Drake | 7 |
| 13 | Butler | 48 |
| 26 | Washington & Lee | 35 |

92 253

1960—Lynn Hovland
WU (2-7-0)

| | | |
|----|------------------|----|
| 34 | Missouri S&T | 12 |
| 10 | Wabash | 8 |
| 6 | Bradley | 29 |
| 0 | Western Michigan | 43 |
| 0 | South Dakota | 7 |
| 0 | William Jewell | 21 |
| 6 | Drake | 21 |
| 6 | Butler | 33 |
| 0 | Washington & Lee | 28 |

62 202

1961—Lynn Hovland
WU (0-9-0)

| | | |
|----|------------------|----|
| 0 | Missouri S&T | 19 |
| 14 | Wabash | 19 |
| 21 | Bradley | 35 |
| 0 | Valparaiso | 29 |
| 6 | DePauw | 27 |
| 0 | Wheaton | 22 |
| 6 | Rochester | 20 |
| 7 | Butler | 26 |
| 20 | Washington & Lee | 33 |

74 230

1962—Dave Puddington
WU (5-3-0)

| | | |
|----|------------------|----|
| 33 | Missouri S&T | 20 |
| 8 | Wabash | 14 |
| 20 | Valparaiso | 14 |
| 0 | Wheaton | 28 |
| 40 | Illinois College | 8 |
| 6 | William Jewell | 30 |
| 38 | Rochester | 20 |
| 31 | Culver-Stockton | 0 |

176 134

1963—Dave Puddington
WU (6-2-1, 1-1 CAC)

| | | |
|----|------------------|----|
| 15 | Missouri S&T | 7 |
| 14 | Wabash | 14 |
| 11 | Parsons | 7 |
| 15 | Valparaiso | 7 |
| 24 | Wheaton | 6 |
| 47 | Rhodes @ | 19 |
| 14 | William Jewell | 7 |
| 7 | Illinois College | 9 |
| 13 | Sewanee @ | 14 |

160 90

1964—Dave Puddington
WU (6-3-1, 3-1 CAC)
CAC Co-Champion

| | | |
|----|--------------------|----|
| 27 | Missouri S&T | 7 |
| 10 | Wabash | 10 |
| 7 | Parsons | 26 |
| 21 | Valparaiso | 0 |
| 10 | DePauw | 7 |
| 20 | Rhodes @ | 6 |
| 14 | Wheaton | 23 |
| 28 | Centre @ | 7 |
| 19 | Sewanee @ | 25 |
| 16 | Washington & Lee @ | 14 |

172 125

1965—Dave Puddington
WU (7-2-0, 3-1 CAC)

| | | |
|----|--------------------|----|
| 19 | Missouri S&T | 6 |
| 17 | Wabash | 7 |
| 28 | Rhodes @ | 6 |
| 35 | Wheaton | 0 |
| 14 | Austin | 21 |
| 18 | Valparaiso | 6 |
| 17 | Centre @ | 6 |
| 3 | Sewanee @ | 7 |
| 34 | Washington & Lee @ | 22 |

185 81

1966—Dave Puddington
WU (7-2-0, 4-0 CAC)
CAC Champion

| | | |
|----|--------------------|----|
| 21 | Wabash | 0 |
| 56 | Wayne State | 12 |
| 33 | Rhodes @ | 6 |
| 39 | Fordham | 7 |
| 10 | Austin | 28 |
| 12 | Valparaiso | 20 |
| 37 | Centre @ | 14 |
| 38 | Sewanee @ | 3 |
| 3 | Washington & Lee @ | 0 |

249 90

1967—Dave Puddington
WU (5-4-1, 2-2 CAC)

| | | |
|----|--------------------|----|
| 14 | Macalester | 6 |
| 17 | Wabash | 7 |
| 3 | Denison | 9 |
| 13 | Rhodes @ | 10 |
| 14 | Fordham | 8 |
| 10 | Colorado College | 10 |
| 7 | Missouri Valley | 14 |
| 20 | Centre @ | 36 |
| 9 | Sewanee @ | 28 |
| 17 | Washington & Lee @ | 7 |

124 135

1968—Dick Martin
WU (2-8-0, 0-4 CAC)

| | | |
|----|--------------------|----|
| 0 | Macalester | 34 |
| 20 | Missouri S&T | 18 |
| 12 | Denison | 21 |
| 10 | Rhodes @ | 14 |
| 2 | Centre @ | 6 |
| 27 | Colorado College | 0 |
| 29 | Wayne State | 61 |
| 7 | Wabash | 9 |
| 28 | Sewanee @ | 35 |
| 3 | Washington & Lee @ | 14 |

138 212

1969—Dick Martin
WU (2-7-0, 1-3 CAC)

| | | |
|----|--------------------|----|
| 0 | Missouri S&T | 40 |
| 30 | Wabash | 17 |
| 7 | Rhodes @ | 14 |
| 17 | Centre @ | 30 |
| 14 | Colorado College | 30 |
| 10 | Valparaiso | 17 |
| 0 | U.S. International | 46 |
| 20 | Sewanee @ | 36 |
| 20 | Washington & Lee @ | 12 |

118 242

1970—Dick Martin
WU (5-4-0, 3-1 CAC)
CAC Co-Champion

| | | |
|----|--------------------|----|
| 14 | Missouri S&T | 20 |
| 0 | Wabash | 3 |
| 18 | Rhodes @ | 23 |
| 24 | Centre @ | 13 |
| 31 | Colorado College | 7 |
| 3 | Valparaiso | 30 |
| 23 | Carnegie Mellon | 14 |
| 38 | Sewanee @ | 20 |
| 17 | Washington & Lee @ | 13 |

168 143

1971—Dick Martin
WU (4-5-0, 1-3 CAC)

| | | |
|----|--------------------|----|
| 21 | Rochester | 35 |
| 21 | Rhodes @ | 0 |
| 21 | Centre @ | 27 |
| 7 | Wabash | 6 |
| 31 | Valparaiso | 28 |
| 34 | Carnegie Mellon | 12 |
| 9 | U.S. International | 31 |
| 16 | Sewanee @ | 35 |
| 6 | Washington & Lee @ | 38 |

166 212

1972—Don McCright
WU (6-3-0)

| | | |
|----|------------------|----|
| 30 | Sewanee | 7 |
| 15 | Rochester | 14 |
| 27 | Rhodes | 8 |
| 28 | Centre | 0 |
| 17 | Wabash | 14 |
| 20 | Valparaiso | 27 |
| 3 | Colorado College | 13 |
| 7 | Missouri S&T | 14 |
| 27 | Washington & Lee | 7 |

174 104

1973—Don McCright
WU (6-2-1)

| | | |
|----|------------------|----|
| 6 | Sewanee | 28 |
| 30 | Rochester | 21 |
| 24 | Rhodes | 24 |
| 27 | Centre | 13 |
| 20 | Wabash | 7 |
| 0 | Valparaiso | 24 |
| 23 | Colorado College | 7 |
| 31 | Missouri S&T | 28 |
| 21 | Washington & Lee | 8 |

182 160

1974—Don McCright
WU (5-4-0)

| | | |
|----|-------------------|----|
| 10 | Central Methodist | 6 |
| 13 | Rochester | 12 |
| 7 | Rhodes | 0 |
| 51 | Centre | 15 |
| 7 | Wabash | 20 |
| 7 | Ohio Wesleyan | 18 |
| 14 | Colorado College | 23 |
| 7 | Millikin | 21 |
| 10 | Washington & Lee | 8 |

126 123

1975—Don McCright
WU (4-5-0)

| | | |
|----|-------------------|----|
| 6 | Wabash | 28 |
| 7 | Rochester | 21 |
| 10 | Rhodes | 14 |
| 20 | Illinois Wesleyan | 7 |
| 14 | Ohio Wesleyan | 10 |
| 10 | Trinity (Texas) | 9 |
| 14 | Colorado College | 34 |
| 10 | Millikin | 13 |
| 23 | Macalester | 20 |

114 156

YEAR-BY-YEAR RESULTS



WashU won its final four regular-season games in 1999 to finish with an 8-3 overall record. The Bears won the University Athletic Association (UAA) title and advanced to the playoffs for the first time in school history.

1976—Don McCright

| | |
|----------------------|------------|
| WU (3-6-0) | |
| 8 Wabash | 30 |
| 34 Gustavus Adolphus | 42 |
| 13 Rhodes | 21 |
| 7 Wheaton | 33 |
| 38 Principia | 21 |
| 0 Illinois Wesleyan | 17 |
| 12 Rochester | 0 |
| 21 Missouri S&T | 20 |
| 15 Sewanee | 26 |
| 148 | 210 |

1977—Chris Gianoulakis

| | |
|--------------------|------------|
| WU (5-4-0) | |
| 10 Culver-Stockton | 16 |
| 59 Macalester | 0 |
| 3 Rhodes | 21 |
| 16 Evangel | 0 |
| 24 Principia | 0 |
| 3 Wabash | 10 |
| 12 Rochester | 10 |
| 10 Missouri S&T | 49 |
| 27 Sewanee | 7 |
| 164 | 113 |

1978—Chris Gianoulakis

| | |
|----------------------------|------------|
| WU (5-4-0) | |
| 7 Culver-Stockton | 6 |
| 6 William Jewell (forfeit) | 16 |
| 14 Rhodes | 35 |
| 11 Rochester | 10 |
| 7 Wheaton | 35 |
| 16 Wabash | 17 |
| 36 Principia | 0 |
| 10 Millsaps | 24 |
| 38 Northeastern Illinois | 9 |
| 145 | 152 |

1979—Chris Gianoulakis

| | |
|-------------------------|------------|
| WU (2-7-0) | |
| 15 Culver-Stockton | 16 |
| 3 William Jewell | 20 |
| 14 Rhodes | 21 |
| 9 Rochester | 14 |
| 14 Wheaton | 10 |
| 6 Wabash | 29 |
| 24 Principia | 0 |
| 7 Millsaps | 11 |
| 9 Northeastern Illinois | 27 |
| 101 | 148 |

1980—Ken Henderson

| | |
|-------------------------|------------|
| WU (2-7-0) | |
| 16 Rhodes | 24 |
| 7 Northeastern Illinois | 0 |
| 17 William Jewell | 57 |
| 7 Wabash | 23 |
| 0 Wheaton | 7 |
| 17 Principia | 21 |
| 7 DePauw | 35 |
| 28 Colorado College | 15 |
| 10 Rose-Hulman | 30 |
| 109 | 212 |

1981—Ken Henderson

| | |
|--------------------|------------|
| WU (2-7-0) | |
| 16 Centre | 17 |
| 14 Kalamazoo | 13 |
| 7 Rhodes | 21 |
| 14 Wabash | 49 |
| 19 Wheaton | 35 |
| 56 Principia | 0 |
| 11 DePauw | 40 |
| 6 Colorado College | 10 |
| 5 Rose-Hulman | 10 |
| 148 | 195 |

1982—Ken Henderson

| | |
|--------------------|------------|
| WU (2-7-0) | |
| 20 Culver-Stockton | 3 |
| 21 Centre | 13 |
| 7 Kalamazoo | 21 |
| 7 Rhodes | 37 |
| 0 Wabash | 39 |
| 3 Principia | 17 |
| 0 DePauw | 55 |
| 0 Millsaps | 21 |
| 9 Rose-Hulman | 35 |
| 67 | 241 |

1983—Fred Remy

| | |
|--------------------|------------|
| WU (2-6-1) | |
| 16 Culver-Stockton | 14 |
| 0 Centre | 0 |
| 10 Chicago | 0 |
| 24 Rhodes | 27 |
| 0 Wabash | 48 |
| 14 Principia | 17 |
| 3 DePauw | 42 |
| 3 Millsaps | 40 |
| 0 Rose-Hulman | 17 |
| 70 | 205 |

1984—Fred Remy

| | |
|---------------------|------------|
| WU (4-5-0) | |
| 7 Chicago | 12 |
| 16 Centre | 17 |
| 24 Rhodes | 17 |
| 30 Colorado College | 21 |
| 18 Wabash | 34 |
| 0 DePauw | 42 |
| 25 Millsaps | 26 |
| 46 Principia | 0 |
| 17 Rose-Hulman | 7 |
| 183 | 176 |

1985—Fred Remy

| | |
|---------------------|------------|
| WU (3-7-0) | |
| 20 Chicago | 22 |
| 14 Rose-Hulman | 6 |
| 0 Rhodes | 24 |
| 31 Colorado College | 8 |
| 7 Wabash | 27 |
| 0 DePauw | 34 |
| 23 Principia | 12 |
| 10 Case Western | 17 |
| 7 Millsaps | 35 |
| 14 Washington & Lee | 29 |
| 126 | 214 |

1986—Fred Remy

| | |
|--------------------|------------|
| WU (2-7-0) | |
| 14 Chicago | 17 |
| 14 Rose-Hulman | 30 |
| 11 Rhodes | 14 |
| 20 Trinity (Texas) | 16 |
| 20 Wabash | 18 |
| 6 MacMurray | 30 |
| 14 DePauw | 38 |
| 0 Case Western | 49 |
| 17 Millsaps | 31 |
| 116 | 243 |

1987—Ken Woody

| | |
|--------------------|----|
| WU (1-8-0) | |
| 17 Chicago | 15 |
| 20 Rose-Hulman | 49 |
| 13 Rochester | 24 |
| 22 Trinity (Texas) | 24 |
| 0 Wabash | 35 |
| 23 MacMurray | 33 |
| 10 Hofstra | 57 |
| 16 Millsaps | 28 |
| 8 Carnegie Mellon | 35 |

1988—Ken Woody

| | |
|----------------------|------------|
| WU (2-8-0) | |
| 17 Carnegie Mellon | 48 |
| 14 Rose-Hulman | 35 |
| 20 Rochester | 31 |
| 14 Rhodes | 49 |
| 13 Central Methodist | 9 |
| 7 Wabash | 45 |
| 7 Hofstra | 44 |
| 14 Case Western | 18 |
| 27 Chicago | 24 |
| 13 Washington & Lee | 17 |
| 146 | 320 |

1989—Larry Kindbom

| | |
|----------------------|------------|
| WU (4-5-0) | |
| 7 Carnegie Mellon | 45 |
| 0 ROSE-HULMAN | 14 |
| 7 ROCHESTER | 28 |
| 35 Trinity (Texas) | 7 |
| 21 CENTRAL METHODIST | 23 |
| 13 RHODES | 17 |
| 28 COLORADO COLLEGE | 0 |
| 23 Case Western | 16 |
| 25 CHICAGO | 14 |
| 159 | 164 |

1990—Larry Kindbom

| | |
|----------------------|----|
| WU (7-3-0, 2-2 UAA) | |
| 17 Kentucky Wesleyan | 0 |
| 21 CARNEGIE MELLON • | 35 |
| 21 CASE WESTERN • | 24 |
| 7 Rochester • | 6 |
| 30 TRINITY (TEXAS) | 15 |
| 28 CENTRAL METHODIST | 7 |
| 10 Rhodes | 14 |
| 7 Colorado College | 3 |



WashU won its final seven regular-season games in 2013 to finish with an 8-3 overall record. The Bears won the University Athletic Association (UAA) title and advanced to the playoffs for the second time in school history.

| | | |
|----------------------------|-------------------|------------|
| 42 | PRINCIPIA | 29 |
| 27 | Chicago • | 7 |
| 210 | | 140 |
| 1991 —Larry Kindbom | | |
| WU (6-4-0, 1-3 UAA) | | |
| 25 | KENTUCKY WESLEYAN | 7 |
| 12 | Carnegie Mellon • | 20 |
| 21 | Case Western • | 22 |
| 9 | ROCHESTER • | 16 |
| 19 | Trinity (Texas) | 14 |
| 12 | CENTRAL METHODIST | 7 |
| 14 | RHODES | 35 |
| 33 | Principia | 13 |
| 23 | COLORADO COLLEGE | 19 |
| 25 | CHICAGO • | 7 |
| 193 | | 160 |
| 1992 —Larry Kindbom | | |
| WU (4-6-0, 1-3 UAA) | | |
| 15 | Rose-Hulman | 13 |
| 7 | CARNEGIE MELLON • | 31 |
| 21 | CASE WESTERN • | 9 |
| 6 | Rochester • | 42 |
| 21 | TRINITY (TEXAS) | 27 |
| 19 | Rhodes | 26 |
| 3 | CENTRAL METHODIST | 34 |
| 23 | Chicago • | 24 |
| 34 | PRINCIPIA | 27 |
| 27 | Colorado College | 26 |
| 176 | | 259 |
| 1993 —Larry Kindbom | | |
| WU (6-4-0, 1-3 UAA) | | |
| 28 | ROSE-HULMAN | 7 |
| 21 | Carnegie Mellon • | 30 |
| 55 | Case Western • | 10 |
| 6 | ROCHESTER • | 14 |

| | | |
|----------------------------|-------------------|------------|
| 34 | Trinity (Texas) | 10 |
| 28 | RHODES | 10 |
| 36 | CENTRAL METHODIST | 3 |
| 17 | CHICAGO • | 20 |
| 49 | Principia | 33 |
| 16 | COLORADO COLLEGE | 38 |
| 290 | | 175 |
| 1994 —Larry Kindbom | | |
| WU (7-3-0, 3-1 UAA) | | |
| <i>UAA Co-Champion</i> | | |
| 40 | Rose-Hulman | 31 |
| 27 | CENTRAL METHODIST | 13 |
| 14 | ILLINOIS WESLEYAN | 28 |
| 0 | TRINITY (TEXAS) | 3 |
| 31 | Rhodes | 7 |
| 13 | Chicago • | 7 |
| 36 | CARNEGIE MELLON • | 25 |
| 21 | Rochester • | 22 |
| 54 | CASE WESTERN • | 33 |
| 17 | Colorado College | 15 |
| 253 | | 184 |
| 1995 —Larry Kindbom | | |
| WU (9-1-0, 3-1 UAA) | | |
| <i>UAA Co-Champion</i> | | |
| 43 | ROSE-HULMAN | 32 |
| 33 | CENTRAL METHODIST | 0 |
| 28 | Illinois Wesleyan | 23 |
| 21 | Trinity (Texas) | 19 |
| 28 | RHODES | 7 |
| 28 | CHICAGO • | 14 |
| 8 | Carnegie Mellon • | 12 |
| 40 | ROCHESTER • | 7 |
| 49 | Case Western • | 22 |
| 42 | COLORADO COLLEGE | 0 |
| 320 | | 136 |

| | | |
|----------------------------|------------------------|------------|
| 1996 —Larry Kindbom | | |
| WU (7-3-0, 3-1 UAA) | | |
| <i>UAA Co-Champion</i> | | |
| 44 | Rhodes | 0 |
| 49 | Illinois College | 0 |
| 24 | CASE WESTERN • | 14 |
| 27 | ILLINOIS WESLEYAN | 48 |
| 12 | TRINITY (TEXAS) | 13 |
| 13 | CARNEGIE MELLON • | 20 |
| 41 | Rochester • | 0 |
| 41 | Chicago • | 0 |
| 26 | CENTRAL (IOWA) | 23 |
| 14 | Rose-Hulman | 3 |
| 291 | | 121 |
| 1997 —Larry Kindbom | | |
| WU (6-4-0, 3-1 UAA) | | |
| 44 | RHODES | 0 |
| 77 | ILLINOIS COLLEGE | 7 |
| 37 | Case Western • | 32 |
| 21 | Illinois Wesleyan | 50 |
| 7 | Trinity (Texas) | 39 |
| 10 | Carnegie Mellon • | 13 |
| 32 | ROCHESTER • | 9 |
| 55 | CHICAGO • | 26 |
| 12 | Central College (Iowa) | 22 |
| 21 | ROSE-HULMAN | 0 |
| 316 | | 198 |
| 1998 —Larry Kindbom | | |
| WU (6-4-0, 2-2 UAA) | | |
| 34 | Rose-Hulman | 0 |
| 31 | WHEATON | 28 |
| 20 | Wabash | 22 |
| 27 | CASE WESTERN • | 21 |
| 49 | Rhodes | 13 |
| 27 | TRINITY (TEXAS) | 34 |
| 47 | Rochester • | 14 |

| | | |
|----------------------------------|-------------------|------------|
| 21 | CARNEGIE MELLON • | 30 |
| 6 | Chicago • | 16 |
| 42 | COLORADO COLLEGE | 20 |
| 304 | | 198 |
| 1999 —Larry Kindbom | | |
| WU (8-3-0, 4-0 UAA) | | |
| <i>UAA Champion</i> | | |
| <i>First Round NCAA Playoffs</i> | | |
| 25 | ROSE-HULMAN | 13 |
| 12 | Wheaton | 35 |
| 24 | WABASH | 20 |
| 42 | Case Western • | 7 |
| 12 | RHODES | 7 |
| 15 | Trinity (Texas) | 25 |
| 41 | ROCHESTER • | 7 |
| 24 | Carnegie Mellon • | 7 |
| 20 | CHICAGO • | 3 |
| 23 | Colorado College | 0 |
| 21 | Hardin-Simmons ♦ | 28 |
| 259 | | 152 |
| 2000 —Larry Kindbom | | |
| WU (6-4-0, 3-1 UAA) | | |
| 37 | WESTMINSTER | 0 |
| 0 | Illinois Wesleyan | 24 |
| 37 | CASE WESTERN • | 0 |
| 27 | Albion | 30 |
| 48 | Rhodes | 7 |
| 17 | Trinity (Texas) | 18 |
| 20 | CARNEGIE MELLON • | 3 |
| 24 | Rochester • | 14 |
| 9 | Chicago • | 12 |
| 34 | COLORADO COLLEGE | 0 |
| 253 | | 108 |

| | | |
|----------------------------|-------------------|------------|
| 2001 —Larry Kindbom | | |
| WU (8-2, 4-0 UAA) | | |
| <i>UAA Champion</i> | | |
| 34 | Westminster | 27 |
| 17 | ILLINOIS WESLEYAN | 14 |
| 24 | Case Western • | 14 |
| 17 | ALBION | 7 |
| 6 | RHODES | 7 |
| 3 | Trinity (Texas) | 28 |
| 17 | Carnegie Mellon • | 7 |
| 46 | ROCHESTER • | 0 |
| 21 | CHICAGO • | 17 |
| 41 | Colorado College | 7 |
| 226 | | 128 |
| 2002 —Larry Kindbom | | |
| WU (6-4, 4-0 UAA) | | |
| <i>UAA Champion</i> | | |
| 16 | SIMPSON | 14 |
| 10 | MACMURRAY | 16 |
| 24 | Illinois Wesleyan | 31 |
| 24 | ROSE-HULMAN | 19 |
| 27 | Rhodes (OT) | 34 |
| 0 | Trinity (Texas) | 30 |
| 38 | Chicago • | 17 |
| 49 | CASE WESTERN • | 42 |
| 28 | Rochester • | 14 |
| 31 | CARNEGIE MELLON • | 17 |
| 223 | | 234 |
| 2003 —Larry Kindbom | | |
| WU (6-4, 4-0 UAA) | | |
| <i>UAA Champion</i> | | |
| 29 | Simpson | 32 |
| 17 | MacMurray | 7 |
| 21 | ILLINOIS WESLEYAN | 24 |
| 13 | Rose-Hulman | 17 |
| 28 | RHODES | 21 |
| 7 | Trinity (Texas) | 21 |

YEAR-BY-YEAR RESULTS



WashU finished the 2016 season with an 8-3 overall record and made its third NCAA playoff appearance in school history. The eight wins are the second most in school history. The Bears were also co-champions in the SAA and UAA.

| | | |
|----------------------------|------------------------|------------|
| 28 | CHICAGO • | 0 |
| 38 | Case Western • | 10 |
| 16 | ROCHESTER • | 14 |
| 37 | Carnegie Mellon • | 35 |
| 234 | | 181 |
| 2004 —Larry Kindbom | | |
| WU (6-4, 3-0 UAA) | | |
| <i>UAA Champion</i> | | |
| 0 | MOUNT UNION | 38 |
| 41 | WESTMINSTER | 20 |
| 10 | Wabash | 21 |
| 28 | North Central | 38 |
| 28 | Rhodes | 21 |
| 24 | Chicago • | 16 |
| 28 | CASE WESTERN • | 14 |
| 21 | CARNEGIE MELLON • | 16 |
| 6 | Washington & Jefferson | 28 |
| 37 | GREENVILLE | 0 |
| 223 | | 212 |
| 2005 —Larry Kindbom | | |
| WU (6-4, 2-1 UAA) | | |
| 7 | Mount Union | 33 |
| 27 | Westminster | 7 |
| 7 | WABASH | 23 |
| 0 | NORTH CENTRAL | 25 |
| 15 | RHODES | 10 |
| 0 | CHICAGO • | 27 |
| 28 | Case Western • | 7 |
| 28 | Carnegie Mellon • | 7 |
| 14 | Rockford | 5 |
| 42 | Greenville | 24 |
| 168 | | 168 |
| 2006 —Larry Kindbom | | |
| WU (6-4, 2-1 UAA) | | |
| 21 | Lake Forest | 6 |
| 61 | WESTMINSTER | 0 |

| | | |
|----------------------------|-------------------|------------|
| 7 | Wheaton | 48 |
| 15 | NORTH CENTRAL | 34 |
| 3 | Rhodes (OT) | 6 |
| 31 | LaGrange | 21 |
| 26 | Chicago • | 7 |
| 13 | CASE WESTERN • | 6 |
| 7 | CARNEGIE MELLON • | 10 |
| 17 | GREENVILLE | 14 |
| 201 | | 152 |
| 2007 —Larry Kindbom | | |
| WU (7-3, 1-2 UAA) | | |
| 41 | LAKE FOREST | 28 |
| 34 | Westminster | 3 |
| 14 | WHEATON | 55 |
| 16 | North Central | 13 |
| 24 | RHODES | 3 |
| 33 | LAGRANGE | 10 |
| 31 | CHICAGO • | 10 |
| 13 | Carnegie Mellon • | 18 |
| 27 | Case Western • | 35 |
| 30 | Greenville | 20 |
| 263 | | 195 |
| 2008 —Larry Kindbom | | |
| WU (5-5, 1-2 UAA) | | |
| 22 | GREENVILLE | 0 |
| 45 | WESTMINSTER | 13 |
| 30 | Wittenberg | 27 |
| 10 | Rhodes | 28 |
| 12 | WABASH | 37 |
| 13 | Wooster | 38 |
| 24 | OHIO WESLEYAN | 3 |
| 16 | CARNEGIE MELLON • | 8 |
| 14 | Chicago • | 17 |
| 0 | CASE WESTERN • | 17 |
| 186 | | 188 |

| | | |
|----------------------------|------------------------|------------|
| 2009 —Larry Kindbom | | |
| WU (4-6, 1-2 UAA) | | |
| 7 | GREENVILLE | 17 |
| 41 | Westminster | 35 |
| 0 | WITTENBERG | 46 |
| 23 | RHODES | 0 |
| 12 | Wabash | 31 |
| 20 | WOOSTER | 24 |
| 26 | Ohio Wesleyan | 14 |
| 13 | Carnegie Mellon • | 21 |
| 44 | CHICAGO • | 37 |
| 8 | CASE WESTERN • | 28 |
| 194 | | 253 |
| 2010 —Larry Kindbom | | |
| WU (7-3, 2-1 UAA) | | |
| 34 | KNOX | 3 |
| 10 | Rhodes | 14 |
| 7 | Wittenberg | 37 |
| 36 | WESTMINSTER | 6 |
| 24 | WABASH | 20 |
| 14 | Wooster | 13 |
| 21 | OBERLIN | 7 |
| 20 | CARNEGIE MELLON (OT) • | 13 |
| 14 | Case Western • | 13 |
| 10 | Chicago • | 13 |
| 190 | | 139 |
| 2011 —Larry Kindbom | | |
| WU (6-4, 2-1 UAA) | | |
| 28 | Knox | 10 |
| 48 | RHODES | 21 |
| 17 | WITTENBERG | 20 |
| 10 | North Park | 13 |
| 3 | Wabash | 24 |
| 24 | WOOSTER | 20 |
| 24 | Oberlin | 21 |
| 14 | Carnegie Mellon • | 7 |
| 6 | CASE WESTERN • | 16 |

| | | |
|----------------------------------|----------------------|------------|
| 38 | CHICAGO • | 20 |
| 212 | | 172 |
| 2012 —Larry Kindbom | | |
| WU (5-5, 3-0 UAA) | | |
| <i>UAA Champion</i> | | |
| 0 | WISCONSIN-WHITEWATER | 34 |
| 17 | Rhodes (OT) | 20 |
| 14 | COE | 20 |
| 28 | KENYON | 23 |
| 14 | DePauw | 17 |
| 14 | WABASH | 34 |
| 18 | Denison | 13 |
| 15 | CARNEGIE MELLON • | 3 |
| 10 | Case Western • | 7 |
| 23 | Chicago • | 7 |
| 153 | | 178 |
| 2013 —Larry Kindbom | | |
| WU (8-3, 3-0 UAA) | | |
| <i>UAA Champion</i> | | |
| <i>First Round NCAA Playoffs</i> | | |
| 7 | Wisconsin-Whitewater | 17 |
| 10 | RHODES (2OT) | 7 |
| 0 | Coe | 10 |
| 31 | CENTRE | 14 |
| 44 | BERRY | 7 |
| 45 | Hendrix | 41 |
| 7 | Macalester | 0 |
| 9 | Carnegie Mellon • | 7 |
| 29 | CASE WESTERN • | 0 |
| 17 | CHICAGO • | 7 |
| 10 | Franklin ♦ | 17 |
| 209 | | 127 |
| 2014 —Larry Kindbom | | |
| WU (4-6, 1-2 UAA) | | |
| 24 | OHIO NORTHERN | 31 |
| 22 | Rhodes | 46 |

| | | |
|----------------------------------|-----------------------|------------|
| 24 | NORTH PARK | 19 |
| 20 | Centre | 50 |
| 23 | Berry | 29 |
| 59 | HENDRIX | 19 |
| 23 | Chicago • | 44 |
| 28 | CASE WESTERN • | 17 |
| 47 | ALFRED STATE | 19 |
| 16 | Carnegie Mellon • | 17 |
| 286 | | 291 |
| 2015 —Larry Kindbom | | |
| WU (6-4, 5-3 SAA; 2-1 UAA) | | |
| <i>UAA Co-Champions</i> | | |
| 45 | CARNEGIE MELLON • | 24 |
| 24 | Centre # | 34 |
| 41 | BIRMINGHAM SOUTHERN # | 13 |
| 13 | Berry # | 20 |
| 37 | RHODES # | 7 |
| 38 | Sewanee # | 14 |
| 70 | MILLSAPS # | 32 |
| 16 | Case Western • | 34 |
| 51 | Hendrix # | 54 |
| 37 | CHICAGO • | 23 |
| 372 | | 255 |
| 2016 —Larry Kindbom | | |
| WU (8-3, 7-1 SAA; 2-1 UAA) | | |
| <i>UAA Co-Champions</i> | | |
| <i>SAA Co-Champions</i> | | |
| <i>First Round NCAA Playoffs</i> | | |
| 41 | Carnegie Mellon • | 34 |
| 28 | CENTRE # | 39 |
| 36 | Birmingham Southern # | 21 |
| 34 | BERRY # | 10 |
| 56 | Rhodes # | 35 |
| 34 | SEWANEE # | 6 |
| 31 | Millsaps # | 28 |
| 38 | CASE WESTERN • | 56 |
| 49 | HENDRIX # | 46 |



| | | |
|------------|---------------------|------------|
| 43 | Chicago # • | 34 |
| 13 | Wisconsin-Oshkosh ♦ | 49 |
| 403 | | 358 |

2017—Larry Kindbom

| | | |
|-------------------|----------------------|------------|
| WU (3-6, 0-2 UAA) | | |
| 7 | CARNEGIE MELLON • | 28 |
| 28 | CHICAGO | 12 |
| 21 | WISCONSIN-WHITEWATER | 40 |
| 20 | Wartburg | 30 |
| 24 | NORTH CENTRAL | 43 |
| 21 | Washington & Lee | 28 |
| 55 | BUENA VISTA | 20 |
| 28 | Case Western • | 45 |
| 41 | BRIDGEWATER (Va.) | 7 |
| 245 | | 253 |

2018—Larry Kindbom

| | | |
|--------------------|---------------------|------------|
| WU (8-2, 7-2 CCIW) | | |
| 24 | CHICAGO | 17 |
| 19 | North Central ^ | 32 |
| 51 | CARTHAGE ^ | 31 |
| 44 | North Park ^ | 21 |
| 23 | Elmhurst ^ | 10 |
| 17 | WHEATON (Ill.) ^ | 10 |
| 21 | ILLINOIS WESLEYAN ^ | 27 |
| 38 | Augustana (Ill.) ^ | 24 |
| 49 | Millikin ^ | 42 |
| 44 | CARROLL (Wis.) ^ | 6 |
| 330 | | 220 |

2019—Larry Kindbom

| | | |
|--------------------|---------------------|------------|
| WU (7-3, 6-3 CCIW) | | |
| 43 | Chicago | 7 |
| 13 | NORTH CENTRAL ^ | 46 |
| 21 | Carthage ^ | 10 |
| 35 | NORTH PARK ^ | 10 |
| 47 | ELMHURST ^ | 7 |
| 52 | Wheaton (Ill.) ^ | 13 |
| 21 | Illinois Wesleyan ^ | 0 |
| 35 | AUGUSTANA (Ill.) ^ | 14 |
| 28 | MILLIKIN ^ | 35 |
| 62 | Carroll (Wis.) ^ | 14 |
| 318 | | 195 |

- \$ MVC Contest
- @ CAC Contest
- UAA Contest
- # SAA Contest
- ^ CCIW Contest
- ♦ NCAA Playoffs First Round


HOME GAMES IN ALL CAPS

All-Time Coaching Records (Ranked by Victories)

| <u>Name</u> | <u>Seasons</u> | <u>W</u> | <u>L</u> | <u>T</u> | <u>Pct.</u> |
|--------------------|----------------|----------|----------|----------|-------------|
| Larry Kindbom | 1989- | 192 | 119 | 0 | .617 |
| Jimmy Conzelman | 1932-39 | 40 | 35 | 2 | .532 |
| Dave Puddington | 1962-67 | 36 | 16 | 3 | .682 |
| Carl Snavely | 1953-58 | 33 | 19 | 0 | .635 |
| Don McCright | 1972-76 | 24 | 20 | 1 | .554 |
| Irv Utz | 1949-52 | 18 | 18 | 0 | .500 |
| Francis Cayou | 1908-12 | 18 | 18 | 3 | .500 |
| R.B. Rutherford | 1917-19 | 15 | 4 | 1 | .775 |
| Weeb Ewbank | 1947-48 | 14 | 4 | 0 | .777 |
| Dick Martin | 1968-71 | 13 | 24 | 0 | .351 |
| Chris Gianoulakis | 1977-79 | 12 | 15 | 0 | .444 |
| Al Sharpe | 1928-31 | 11 | 18 | 4 | .394 |
| Fred Remmy | 1983-86 | 11 | 25 | 1 | .311 |
| Arthur Tuttle | 1889-92 | 11 | 3 | 1 | .821 |
| W.P. Edmunds | 1913-16 | 10 | 13 | 2 | .440 |
| Edwin Waterman Lee | 1898, 1900 | 9 | 2 | 1 | .792 |
| George Rider | 1920-22 | 8 | 7 | 1 | .531 |
| L.W. Boynton | 1903-04 | 8 | 11 | 2 | .429 |
| Bob Higgins | 1925-27 | 8 | 14 | 3 | .380 |
| C.A. Fairweather | 1905 | 7 | 3 | 2 | .667 |
| Byron Wimberly | 1923-24 | 7 | 9 | 0 | .437 |
| Frank Loeb | 1940-41 | 7 | 11 | 0 | .388 |
| Ken Henderson | 1980-82 | 6 | 21 | 0 | .222 |
| Arthur N. Sager | 1899 | 5 | 1 | 0 | .833 |
| Gordon Clarke | 1901 | 5 | 3 | 1 | .611 |
| Tom Gorman | 1942 | 5 | 5 | 0 | .500 |
| J.M. Blanchard | 1906-07 | 3 | 7 | 3 | .346 |
| Ken Woody | 1987-88 | 3 | 16 | 0 | .158 |
| Lynn Hovland | 1959-61 | 3 | 23 | 0 | .115 |
| Hugh White | 1902 | 2 | 6 | 1 | .278 |



Larry Kindbom
31 seasons
192-119 (.617)



Carl Snavely
Six Seasons
33-19 (.635)

All-Time Year-by-Year Results

| <u>Year</u> | <u>W-L-T</u> | <u>Year</u> | <u>W-L-T</u> | <u>Year</u> | <u>W-L-T</u> |
|-------------|--------------|-------------|--------------|-------------|--------------|
| 1887 | 1-0 | 1933 | 4-5-0 | 1980 | 2-7-0 |
| 1888 | 1-0 | 1934 | 7-3-0 | 1981 | 2-7-0 |
| 1889 | 2-0 | 1935 | 6-4-0 | 1982 | 2-7-0 |
| 1890 | 2-0 | 1936 | 3-7-0 | 1983 | 2-6-1 |
| 1891 | 4-1-1 | 1937 | 4-6-0 | 1984 | 4-5-0 |
| 1892 | 3-2-0 | 1939 | 6-3-1 | 1985 | 3-7-0 |
| 1893 | 1-1-0 | 1940 | 3-6-0 | 1986 | 2-7-0 |
| 1894 | 2-1-0 | 1941 | 4-5-0 | 1987 | 1-8-0 |
| 1895 | 2-0-0 | 1942 | 5-5-0 | 1988 | 2-8-0 |
| 1896 | 0-2-0 | 1943 | — | 1989 | 4-5-0 |
| 1897 | 0-2-0 | 1944 | — | 1990 | 7-3-0 |
| 1898 | 6-0-0 | 1945 | — | 1991 | 6-4-0 |
| 1899 | 5-1-0 | 1946 | — | 1992 | 4-6-0 |
| 1900 | 3-2-1 | 1947 | 5-3-0 | 1993 | 6-4-0 |
| 1901 | 5-3-1 | 1948 | 9-1-0 | 1994 | 7-3-0 |
| 1902 | 2-6-1 | 1949 | 7-2-0 | 1995 | 9-1-0 |
| 1903 | 4-4-2 | 1950 | 2-7-0 | 1996 | 7-3-0 |
| 1904 | 4-7-0 | 1951 | 5-4-0 | 1997 | 6-4-0 |
| 1905 | 7-3-2 | 1952 | 4-5-0 | 1998 | 6-4-0 |
| 1906 | 2-2-2 | 1953 | 7-2-0 | 1999 | 8-3-0 |
| 1907 | 1-5-1 | 1954 | 6-3-0 | 2000 | 6-4-0 |
| 1908 | 4-4-1 | 1955 | 5-4-0 | 2001 | 8-2-0 |
| 1909 | 3-4-0 | 1956 | 6-3-0 | 2002 | 6-4-0 |
| 1910 | 3-4-0 | 1957 | 5-3-0 | 2003 | 6-4-0 |
| 1911 | 4-2-2 | 1958 | 4-4-0 | 2004 | 6-4-0 |
| 1912 | 4-4-0 | 1959 | 1-7-0 | 2005 | 6-4-0 |
| 1913 | 1-5-0 | 1960 | 2-7-0 | 2006 | 6-4-0 |
| 1914 | 3-3-1 | 1961 | 0-9-0 | 2007 | 7-3-0 |
| 1915 | 3-2-0 | 1962 | 5-3-0 | 2008 | 5-5-0 |
| 1916 | 3-3-1 | 1963 | 6-2-1 | 2009 | 4-6-0 |
| 1917 | 4-3-0 | 1964 | 6-3-1 | 2010 | 7-3-0 |
| 1918 | 6-0-0 | 1965 | 7-2-0 | 2011 | 6-4-0 |
| 1919 | 5-2-0 | 1966 | 7-2-0 | 2012 | 5-5-0 |
| 1920 | 4-4-0 | 1967 | 5-4-1 | 2013 | 8-3-0 |
| 1921 | 4-3-1 | 1968 | 2-8-0 | 2014 | 4-6-0 |
| 1922 | 1-5-1 | 1969 | 2-7-0 | 2015 | 6-4-0 |
| 1923 | 3-5-0 | 1970 | 5-4-0 | 2016 | 8-3-0 |
| 1924 | 4-4-0 | 1971 | 4-5-0 | 2017 | 3-6-0 |
| 1925 | 2-5-1 | 1972 | 6-3-0 | 2018 | 8-2-0 |
| 1926 | 1-7-0 | 1973 | 6-2-1 | 2019 | 7-3-0 |
| 1927 | 5-2-2 | 1974 | 5-4-0 | | |
| 1928 | 2-5-1 | 1975 | 4-5-0 | | |
| 1929 | 3-4-1 | 1976 | 3-6-0 | | |
| 1930 | 4-2-2 | 1977 | 5-4-0 | | |
| 1931 | 2-7-0 | 1978 | 5-4-0 | | |
| 1932 | 4-4-0 | 1979 | 2-7-0 | | |



SERIES RECORDS

| <u>Opponent</u> | <u>W-L-T</u> | <u>First</u> | <u>Last</u> | <u>Opponent</u> | <u>W-L-T</u> | <u>First</u> | <u>Last</u> | <u>Opponent</u> | <u>W-L-T</u> | <u>First</u> | <u>Last</u> |
|----------------------------|--------------|--------------|-------------|------------------------|--------------|--------------|-------------|------------------------|--------------------------|--------------|-------------|
| Albion | 1-1-0 | 2000 | 2001 | Hendrix | 3-1-0 | 2013 | 2016 | Parsons | 1-1-0 | 1963 | 1964 |
| Alfred State | 1-0-0 | 2014 | 2014 | Hofstra | 0-2-0 | 1987 | 1988 | Pastime Athletic Club | 2-0-0 | 1891 | 1892 |
| All-St. Louis | 1-0-0 | 1898 | 1898 | Illinois | 0-9-0 | 1892 | 1936 | Principia | 11-3-0 | 1976 | 1993 |
| Arkansas | 1-4-0 | 1905 | 1912 | Illinois College | 9-2-0 | 1894 | 1997 | Quantico Marines | 0-1-0 | 1926 | 1926 |
| Arkansas State | 1-0-0 | 1947 | 1947 | Illinois State | 1-0-0 | 1947 | 1947 | Rhodes | 26-26-1 | 1963 | 2016 |
| Army | 0-1-0 | 1937 | 1937 | Illinois Wesleyan | 10-9-0 | 1899 | 2019 | Rochester | 17-11-0 | 1961 | 2003 |
| Augustana (Ill.) | 2-0-0 | 2018 | 2019 | Indiana | 0-3-0 | 1904 | 1911 | Rockford | 1-0-0 | 2005 | 2005 |
| Austin | 0-2-0 | 1965 | 1966 | Iowa | 0-4-0 | 1902 | 1942 | Rollins | 1-0-0 | 1949 | 1949 |
| Barnes Medical | 1-0-0 | 1900 | 1900 | Iowa State | 1-6-0 | 1913 | 1926 | Rose-Hulman | 19-9-1 | 1901 | 2003 |
| Battery A | 1-0-0 | 1905 | 1905 | Kalamazoo | 1-1-0 | 1981 | 1982 | Scott Air Field | 1-0-0 | 1918 | 1918 |
| Berry | 2-2-0 | 2013 | 2016 | Kansas | 0-12-3 | 1891 | 1942 | Sewanee | 10-13-0 | 1902 | 2016 |
| Birmingham Southern | 2-0-0 | 2015 | 2016 | Kansas City Medics | 0-1-0 | 1901 | 1901 | Shurtleff | 8-5-1 | 1896 | 1914 |
| Boston University | 0-2-0 | 1936 | 1937 | Kansas State | 1-3-0 | 1917 | 1922 | Simpson | 3-1-0 | 1934 | 2003 |
| Bradley | 3-8-0 | 1933 | 1961 | Kentucky Wesleyan | 2-0-0 | 1990 | 1991 | SIU Carbondale | 7-0-1 | 1907 | 1956 |
| Bridgewater (Va.) | 1-0-0 | 2017 | 2017 | Kenyon | 1-0-0 | 2012 | 2012 | South Dakota | 2-2-0 | 1956 | 1960 |
| Buena Vista | 1-0-0 | 2017 | 2017 | Knox | 7-0-1 | 1899 | 2011 | Southeast Missouri | 4-0-1 | 1906 | 1950 |
| Butler | 11-9-2 | 1901 | 1961 | LaGrange | 2-0-0 | 2006 | 2007 | Southern Methodist | 0-4-0 | 1925 | 1937 |
| Carleton (Mo.) | 0-0-1 | 1908 | 1908 | Lake Forest | 3-0-0 | 1901 | 2007 | St. Charles Military | 0-0-1 | 1905 | 1905 |
| Carnegie Mellon | 18-17-0 | 1929 | 2017 | Lombard | 2-1-1 | 1902 | 1927 | St. Louis U. | 17-10-3 | 1891 | 1942 |
| Carroll (Wis.) | 2-0-0 | 2018 | 2019 | Louisville | 1-3-0 | 1947 | 1950 | Texas | 0-2-0 | 1904 | 1906 |
| Carthage | 2-0-0 | 2018 | 2019 | Macalester | 4-1-0 | 1967 | 2013 | Trinity (Texas) | 7-11-0 | 1975 | 2003 |
| Case Western Reserve | 20-12-0 | 1985 | 2017 | MacMurray | 1-3-0 | 1986 | 2003 | Tulane | 1-2-0 | 1908 | 1923 |
| Centenary | 1-1-0 | 1940 | 1941 | McKendree | 6-1-0 | 1894 | 1938 | Tulsa | 0-3-0 | 1937 | 1942 |
| Central (Iowa) | 1-1-0 | 1996 | 1997 | Memphis | 0-2-0 | 1949 | 1950 | U.S. International | 0-2-0 | 1969 | 1971 |
| Central Methodist | 12-2-0 | 1901 | 1995 | MICDS | 7-1-0 | 1888 | 1900 | Valparaiso | 5-6-0 | 1961 | 1973 |
| Centre | 10-10-1 | 1931 | 2016 | Michigan | 0-1-0 | 1916 | 1916 | Vanderbilt | 3-6-0 | 1891 | 1938 |
| Chicago | 25-13-0 | 1933 | 2019 | Michigan State | 0-1-0 | 1935 | 1935 | V.M.I. | 0-1-0 | 1940 | 1940 |
| Christian Brothers College | 3-1-1 | 1894 | 1900 | Millikin | 4-3-0 | 1908 | 2019 | Wabash | 16-27-2 | 1915 | 2012 |
| Cincinnati | 1-0-0 | 1903 | 1903 | Millsaps | 2-8-0 | 1978 | 2016 | Wartburg | 0-1-0 | 2017 | 2017 |
| Coe | 0-2-0 | 2012 | 2013 | Mississippi State | 1-0-0 | 1924 | 1924 | Washburn | 2-1-0 | 1939 | 1948 |
| Colorado College | 18-6-1 | 1948 | 2001 | Missouri | 11-25-2 | 1890 | 1939 | Washington & Jefferson | 0-1-0 | 2004 | 2004 |
| Creighton | 4-4-0 | 1930 | 1942 | Missouri Athletic Club | 1-0-0 | 1889 | 1889 | Washington & Lee | 14-8-0 | 1939 | 2017 |
| Culver-Stockton | 4-2-0 | 1962 | 1983 | Missouri S&T | 39-12-1 | 1895 | 1977 | Wayne State | 2-4-0 | 1951 | 1968 |
| Denison | 1-2-0 | 1967 | 2012 | Missouri Valley | 0-2-0 | 1947 | 1967 | West Ends | 1-0-0 | 1899 | 1899 |
| DePauw | 1-10-0 | 1901 | 2012 | Mount Union | 0-2-0 | 2004 | 2005 | Western Michigan | 4-9-0 | 1947 | 1960 |
| Drake | 8-23-2 | 1911 | 1960 | Nebraska | 1-1-0 | 1918 | 1926 | Western Reserve | 1-5-0 | 1950 | 1955 |
| Drury | 11-3-0 | 1891 | 1932 | Nebraska-Omaha | 2-0-0 | 1957 | 1958 | Westminster (Mo.) | 16-2-1 | 1905 | 2010 |
| Duquesne | 0-2-0 | 1935 | 1936 | North Central | 1-6-0 | 2004 | 2018 9 | West Virginia | 0-1-0 | 1904 | 1904 |
| Elmhurst | 2-0-0 | 2018 | 2019 | Northeastern Illinois | 2-1-0 | 1978 | 1980 | Wheaton (Ill.) | 5-11-0 | 1961 | 2019 |
| Evangel | 1-0-0 | 1977 | 1977 | North Park | 3-1-0 | 2011 | 2019 | Wichita State | 1-0-0 | 1942 | 1942 |
| Evansville | 2-0-0 | 1953 | 1954 | Northwest Missouri | 0-2-0 | 1939 | 1940 | William Jewell | 4-4-1 | 1930 | 1980 |
| Fordham | 2-0-0 | 1966 | 1967 | Northwestern | 0-1-0 | 1903 | 1903 | Wisconsin-Oshkosh | 0-1-0 | 2016 | 2016 |
| Greenville | 5-1-0 | 2004 | 2009 | Notre Dame | 0-1-0 | 1936 | 1936 | Wisconsin-Whitewater | 0-3-0 | 2012 | 2017 |
| Grinnell | 9-7-1 | 1892 | 1948 | Oberlin | 4-0-0 | 1947 | 2011 | Wittenberg | 1-3-0 | 2008 | 2011 |
| Gustavus Adolphus | 0-1-0 | 1976 | 1976 | Ohio Northern | 0-1-0 | 2014 | 2014 | Wooster | 2-2-0 | 2008 | 2011 |
| Hardin-Simmons | 0-1-0 | 1999 | 1999 | Ohio Wesleyan | 3-1-0 | 1974 | 2009 | TOTAL | 553-497-33 (.526) | | |
| Harvard | 0-1-0 | 1952 | 1952 | Oklahoma | 0-7-1 | 1920 | 1927 | | | | |
| Haskell Indian Nations | 0-3-0 | 1902 | 1928 | Oklahoma State | 6-5-1 | 1925 | 1942 | | | | |