EASTERN WASHINGTON
2026 GAME NOTES

GAME 4
at Washington
Sep. 19, 2026 (4:15 PM)
Alaska Airlines Field at Husky Stadium
(Seattle, Wash.)

SCHEDULE / RESULTS

OVERALL (1-2, 0-1)
1-0 at home, 0-2 on road

AUGUST (0-1)

Date	Opponent	Time
29	at No. 25/24 Northern Arizona*	L, 27-34

SEPTEMBER (1-1)

Date	Opponent	Time
5	**Northern Iowa**	**W, 34-24**
12	at No. 11/12 South Dakota	L, 23-41
19	at Washington	4:15 p.m.
26	**Cal Poly***	**4 p.m.**

OCTOBER (0-0)

Date	Opponent	Time
3	at UC Davis*	7:30 p.m.
10	**Northern Colorado***	**4 p.m.**
17	**Montana State***	**4 p.m.**
24	Bye Week	
31	**Montana***	**1 p.m.**

NOVEMBER (0-0)

Date	Opponent	Time
7	at Idaho*	2 p.m.
14	at Utah Tech*	1 p.m.
21	**Portland State***	**1 p.m.**

Big Sky — **Home games in bold — All times Pacific*
Rankings from Stats Perform
FCS Top 25 as of time of result.

EAGS VS. HUSKIES

All-Time
Washington leads 3-0

Home: --
Away: 0-3
Neutral: --
Streak: L3

Last 5	W/L	Score	H/A
2019	L	14-47	A
2014	L	52-59	A
2011	L	27-30	A

ATHLETICS COMMUNICATIONS

Matthew Kushar
Director of Athletic Communications
mkushar@ewu.edu
509-359-6334(O) - 303-328-5135(C)

Scan the QR code for the **2026 EWU Football Media Guide**, with historical records and player profiles.

THE MATCHUP

EASTERN WASHINGTON EAGLES (1-2, 0-1 Big Sky)
Stats Perform FCS Top 25 / AFCA FCS Coaches' Poll: NR / NR
Head Coach: Aaron Best (Eastern Washington, 2001)
Record at EWU: 58-49 (10th Season)
Career Record: Same

VS

WASHINGTON HUSKIES (2-0, 0-0 Big 10)
AP Top 25 / USA Today Coaches' Poll: RV / 24
Head Coach: Jedd Fisch (Florida, 1998)
Record at UW: 17-11 (3rd Season)
Career Record (D-I): 34-33 (7th Season)

BROADCAST INFORMATION

TELEVISION / STREAMING
B1G Network
Play-by-Play: A.J. Kanell
Color: Marcel Reece

RADIO
700 ESPN (Spokane) / The Varsity Network
Play-by-Play: Larry Weir (35th season)
Analyst: Paul Sorensen (24th season)

LAST TIME OUT

EWU 23, No. 11/12 South Dakota 41
September 12, 2026 - Vermillion, S.D.

Game Summary
Eastern Washington played its second road game of the season against a ranked South Dakota, falling to the Yotes, 41-23 in Vermillion.

The game was under control in the first quarter, with EWU trailing 7-0. USD blew the game open between the second and third quarters, scoring 21 unanswered points. They led 31-3 in the third quarter. The Eagles began to find their offense and broke through with their first touchdown, an 11-yard pass from Nate Bell to Kayden Stuit. The Yotes responded with another score to make it 38-10 early in the fourth. The Eagles struck right back as Bell found Wesley Garrett for a 28-yard strike. USD was held to a field goal on its next possession, but its lead grew to 41-17 and a little over 5 minutes remaining in the game. Eastern continued competing, driving 63 yards in 10 plays, completing the drive with a Malik Dotson 2-yard run. The deficit was to great to overcome and USD won the game. The Yotes outgained EWU, 517 to 342, including gaining 272 rushing yards to control the clock.

STATISTICAL LEADERS

Eastern Washington
Passing
Nate Bell: 20/36 (217 yds, 2 TD, 1 INT)
Rushing
Malik Dotson: (12 car, 52 yds, 1 TD)
Receiving
Wesley Garrett: (6 rec, 97 yds, 1 TD)
Defense
Bryce Smith: (13 tkl, 1 INT)

South Dakota
Passing
Austyn Modrzewski: 16/24 (245 yds, 3 TD, 1 INT)
Rushing
Charles Pierre Jr.: (15 car, 148 yds, 2 TD)
Receiving
Tennel Bryant: (4 rec, 120 yds, 2 TD)
Defense
Dawson Sechser: (6 tkl)

WHAT'S INSIDE

Roster / Coaches / Depth Chart 2
Coach Profiles 8
Talking Points / Quick Facts 10
Stat Rankings / Standings / Situationals 12
Program Tradition 15
Starters & Leaders 16
Individual Stats 18
Team Stats / Box Scores 29

NUMERICAL ROSTER

#	FULL NAME	POS.	YR.	HT.	WT.	HOMETOWN	HIGH SCHOOL / PREVIOUS SCHOOL
0	McKel Broussard	S	Gr.	6-0	209	Los Angeles, Calif.	Notre Dame (Calif.) / UTEP
1	Bryce Smith	DB	So.	6-1	194	Bellevue, Wash.	Bellevue HS
2	Nate Bell	QB	R-Jr.	5-10	194	Brentwood, Calif.	Liberty
3	Kevin Allen III	RB	R-So.	5-11	196	San Diego, Calif.	Helix
4	Isaiah Perez	DT	R-Sr.	6-2	299	Othello, Wash.	Othello / Brigham Young
5	Samarai Anderson	LB	R-Jr.	6-1	225	Corona, Calif.	Centennial
6	Jaxon Branch	WR	R-So.	6-3	199	Chandler, Ariz.	Chandler
7	Malik Dotson	RB	Gr.	6-0	212	Arlington, Wash.	Lakewood / College of the Desert
8	Ambrose Marsh	DB	R-So.	6-1	176	Renton, Wash.	Eastside Catholic
9	Myles Mayovsky	LB	R-Sr.	6-1	220	Kennewick, Wash.	Kennewick
10	LJ Roberts	LB	R-Jr.	5-10	212	San Diego, Calif.	Lincoln HS / Sacramento State
10	Kaden Rolfsness	QB	So.	6-3	225	Puyallup, Wash.	Puyallup HS
11	Brady Annett	QB	Fr.	6-2	195	Newport Beach, Calif.	Corona Del Mar HS
11	Ben Voigtlaender	DE	R-Sr.	6-3	247	Spokane, Wash.	Mead
12	Dishawn Misa	DE	R-Sr.	6-2	245	Tacoma, Wash.	Boise State
12	Jake Schakel	QB	R-So.	6-2	207	Puyallup, Wash.	Emerald Ridge
13	Bjorn "B" Birmingham Jr.	S	So.	6-2	193	San Bernardino, Calif.	Cajon HS
13	Wesley Garrett	WR	R-Sr.	5-11	189	Mukilteo, Wash.	Kamiak
14	David Cabrera	WR	So.	5-9	171	Goodyear, Ariz.	Desert Edge HS
15	Boden Gardner	WR	R-So.	6-2	203	Spokane, Wash.	Mt. Spokane
16	Soren McKee	K	R-Sr.	6-0	204	Bend, Ore.	Summit
17	Jamai East	WR	R-Sr.	6-1	202	Fairfield, Calif.	Vanden HS / Oregon State
18	Cole Pruett	WR	R-Sr.	5-7	178	Ka'a'awa, Hawai'i	Monroe HS / Washington State
19	Sean Embree Jr.	WR	So.	6-4	187	Orange, Calif.	Santa Margarita HS
20	Dre Greeley	CB	R-Sr.	5-11	195	Monroe, La.	CCSF / De Anza CC
21	Messiah Washington	CB	So.	6-0	188	Los Angeles, Calif.	Cathedral HS
22	Wilson Medina	RB	So.	6-0	209	Burnt Ranch, Calif.	Sherwood HS
23	Marcus Nixon	S	So.	6-1	209	Bellingham, Wash.	Squalicum HS
24	CJ Bozeman	RB	So.	5-11	203	Grand Terrace, Calif.	John Muir/Chaffey College
25	Landen Kahai	CB	So.	6-0	184	Tacoma, Wash.	Kennedy Catholic HS
25	Israel Robles	RB	Jr.	5-10	190	Sanger, Calif.	Sanger HS/Reedley College
26	De'Markus Barnes	RB	Fr.	5-11	185	Los Angeles, Calif.	Sierra Canyon HS
26	Deuce Carr	DB	Jr.	5-10	180	Oakley, Calif.	Liberty HS/Minot State
27	Steven Lee Jr.	DB	R-So.	6-2	196	Lake Stevens, Wash.	Lake Stevens HS
29	Jaxon Bell	RB	Fr.	5-9	175	Brentwood, Calif.	Liberty HS
30	Bennett Juve	WR	Fr.	6-0	180	Gilbert, Ariz.	Gilbert Christian HS
30	JT Taylor Jr.	CB	R-Fr.	6-1	162	Oxnard, Calif.	Pacifica HS / San Jose State
31	Jaylon Jenkins	S	R-Jr.	6-1	196	Federal Way, Wash.	Federal Way
32	Jordan Pierro	CB	R-So.	5-10	171	Fresno, Calif.	Clovis West HS / LA Tech / Fresno St.
33	Matt Eskridge II	LB	Jr.	6-1	224	Las Vegas, Nev.	Sacramento State
34	JoJo Maxey-Johnson	CB	R-Jr.	6-2	196	Tacoma, Wash.	Mt. Tahoma
35	Israel Nabors	CB	Fr.	5-11	170	Sumner, Wash.	Sumner HS
36	Jayden Woodland	S	Fr.	6-1	180	Fife, Wash.	Puyallup HS
37	Vincent Macaluso	LB	R-Jr.	6-2	223	Upland, Calif.	Upland
38	Seanje Finister	DB	So.	6-3	200	Puyallup, Wash.	Puyallup HS/Western Oregon
39	Cameron Gilhuber	S	Fr.	6-1	175	Eugene, Ore.	Sheldon HS
40	Deville Warner	LB	Fr.	6-1	202	Oxnard, Calif.	Pacifica HS
42	Ryan Johnson	TE/FB	Sr.	6-3	230	Camarillo, Calif.	Moorpark College
43	Jax Madden	DE	Fr.	6-4	215	Roseville, Calif.	West Park HS
44	Kayden Stuit	TE	R-So.	6-4	253	Lynden, Wash.	Lynden Christian
45	Shea Robertson	LB	R-So.	6-1	222	Coeur d'Alene, Idaho	Coeur d'Alene
46	Jameson Wade	LB	Fr.	6-1	210	Mesa, Ariz.	Red Mountain HS
47	Zamarie Tellez	CB	Fr.	5-9	175	Federal Way, Wash.	Federal Way HS
48	Jordan Rife	LB	Fr.	6-3	200	Everett, Wash.	Archbishop Murphy HS
49	Kamden Segall	TE	Fr.	6-3	235	Phoenix, Ariz.	Liberty HS
51	Gage Brumfield	LB	So.	6-2	227	Chehalis, Wash.	W.F. West HS
52	Bennett Nield	LS	Sr.	6-2	224	Bothell, Wash.	Kings HS / Central Washington
53	Carson Moore	DE	R-Fr.	6-4	231	Rancho Palos Verdes, CA	Palos Verdes HS / Bakersfield JC
54	Drew Van Nuys	LS	Fr.	6-2	210	Chico, Calif.	Pleasant Valley HS
56	Kyle Stahlecker	OL	R-Jr.	6-6	305	Citrus Heights, Calif.	Oakmont / Sacramento State
57	Michael Gradle	OL	So.	6-5	295	Moorpark, Calif.	Moorpark HS
58	Cole Abarca	OL	Sr.	6-5	283	Chico, Calif.	Pleasant Valley HS / Butte College
59	Clayton McCarrell	DT	R-So.	6-3	284	Las Vegas, Nev.	Faith Lutheran
61	Andrew Langer	OL	So.	6-3	285	Carlsbad, Calif.	Carlsbad HS
63	Henry Hatada	OL	R-Fr.	6-2	275	Rocklin, Calif.	Rocklin HS / American River College
64	Brady Ackerman	OL	So.	6-4	292	Everson, Wash.	Nooksack Valley HS
65	Simione Olakauatu	OL	R-Fr.	6-3	320	Lahaina, Hawai'i	Lahainaluna HS / Eastern Oregon
66	Cole McGovern	OL	Jr.	6-5	287	Moorpark, Calif.	Moorpark HS / Moorpark College

A-Z ROSTER

#	FULL NAME	POS
58	Cole Abarca	OL
64	Brady Ackerman	OL
70	Gavin Allen	OL
3	Kevin Allen III	RB
5	Samarai Anderson	LB
11	Brady Annett	QB
88	Giulio Banchero	WR
26	De'Markus Barnes	RB
29	Jaxon Bell	RB
2	Nate Bell	QB
13	Bjorn "B" Birmingham Jr.	S
24	Christian Bozeman	RB
6	Jaxon Branch	WR
0	McKel Broussard	S
51	Gage Brumfield	LB
14	David Cabrera	WR
80	Drew Carlson	WR
96	Ashton Carr	K/P
26	Deuce Carr	DB
78	Nate Cervantes	OL
91	Morgan Dodson	K/P
7	Malik Dotson	RB
17	Jamai East	WR
19	Sean Embree Jr.	WR
33	Matt Eskridge II	LB
97	Luke Faccone	P
38	Seanje Finister	DB
87	Joe Gallagher	WR
15	Boden Gardner	WR
13	Wesley Garrett	WR
97	Cody Gasseling	TE
73	Dane Gatterman	OL
39	Cameron Gilhuber	S
57	Michael Gradle	OL
20	Dre Greeley	CB
63	Henry Hatada	OL
86	Will Hook	TE
31	Jaylon Jenkins	S
67	Mark Johnson	OL
42	Ryan Johnson	TE/FB
30	Bennett Juve	WR
25	Landen Kahai	CB
76	Ted Kuhrau	OL
90	Justis La'ulu	DT
83	Rylin Lang	WR
61	Andrew Langer	OL
99	Gauge Larsen	DE
27	Steven Lee Jr.	DB
89	Oliver Luebkert	WR
37	Vincent Macaluso	LB
43	Jax Madden	DE
8	Ambrose Marsh	DB
34	JoJo Maxey-Johnson	CB
9	Myles Mayovsky	LB
59	Clayton McCarrell	DT
66	Cole McGovern	OL
16	Soren McKee	K
85	Will McKissick	TE
22	Wilson Medina	RB
12	Dishawn Misa	DE
53	Carson Moore	DE
35	Israel Nabors	CB
52	Bennett Nield	LS
23	Marcus Nixon	S
54	Drew Van Nuys	LS
65	Simione Olakauatu	OL
4	Isaiah Perez	DT
32	Jordan Pierro	CB

NUMERICAL ROSTER

#	FULL NAME	POS.	YR.	HT.	WT.	HOMETOWN	HIGH SCHOOL / PREVIOUS SCHOOL
67	Mark Johnson	OL	R-So.	6-5	293	Vernon, B.C.	Vernon Secondary
70	Gavin Allen	OL	R-So.	6-6	284	Kennewick, Wash.	Southridge
72	Jackson Ritchie	OL	So.	6-7	309	Billings, Mont.	Billings Central Catholic
73	Dane Gatterman	OL	R-Jr.	6-2	308	Lynden, Wash.	Lynden
74	Nick Savage	OL	So.	6-3	279	Issaquah, Wash.	Issaquah HS
75	Dylan Scott	OL	So.	6-4	267	Arlington, Wash.	Arlington HS
76	Ted Kuhrau	OL	Fr.	6-5	265	Lake Stevens, Wash.	Lake Stevens HS
77	Gabriel Rzany	OL	R-Jr.	6-7	308	Graham, Wash.	Graham-Kapowsin
78	Nate Cervantes	OL	Fr.	6-4	285	Riverside, Calif.	Chino Hills HS
79	Blake Speer	OL	Fr.	6-4	265	Chandler, Ariz.	Chandler HS
80	Drew Carlson	WR	R-So.	6-1	192	Olympia, Wash.	Fresno State
81	Trenton Swanson	WR	R-Fr.	6-2	203	Camas, Wash.	Camas HS / Idaho
82	Zander Turner	TE	So.	6-4	250	Seattle, Wash.	O'Dea HS
83	Rylin Lang	WR	So.	6-0	186	Anacortes, Wash.	Anacortes HS
85	Will McKissick	TE	R-Fr.	6-3	258	Westminster, CA	St. John Bosco HS / Golden West JC
86	Will Hook	TE	Gr.	6-4	240	San Jose, Calif.	Homestead HS / College of Idaho
87	Joe Gallagher	WR	Gr.	6-2	185	Seattle, Wash.	O'Dea HS / University of Puget Sound
88	Giulio Banchero	WR	Fr.	6-1	200	Seattle, Wash.	O'Dea HS
88	Michael Zapata	DL	Jr.	6-5	245	San Francisco, Calif.	Laney College
89	Oliver Luebkert	WR	Fr.	6-3	190	Portland, Ore.	Beaverton HS
89	Grady Westlund	DL	Fr.	6-4	225	Chehalis, Wash.	WF West HS
90	Justis La'ulu	DT	R-Sr.	6-2	333	Colorado Springs, CO	Vista Ridge (Colo.)
91	Morgan Dodson	K/P	Fr.	6-2	215	Pasco, Wash.	Chiawana HS
92	Silas Stewman	DL	Fr.	6-4	280	Ellensburg, Wash.	Ellensburg HS
93	Ben Tameifuna	DT	Fr.	5-11	302	Corona, Calif.	Centennial HS
94	Jaden Radke	DE	Sr.	6-3	253	Okanogan, Wash.	Okanogan
95	Waylon Romero	DE	R-So.	6-3	297	Spokane Valley, Wash.	University
96	Ashton Carr	K/P	R-Fr.	6-1	215	Chico, Calif.	Pleasant Valley HS / Butte College
97	Luke Faccone	P	So.	6-0	191	Puyallup, Wash.	Puyallup HS
97	Cody Gasseling	TE	Fr.	6-2	245	Yakima, Wash.	East Valley HS
98	Jaice Tupea	DT	So.	6-2	279	South Jordan, Utah	Bingham HS
98	Tyson Wurzer	TE	Fr.	6-1	2-2	Redding, Calif.	University Preperatory
99	Gauge Larsen	DE	So.	6-3	209	Rigby, Idaho	Rigby HS

A-Z ROSTER

#	FULL NAME	POS
18	Cole Pruett	WR
94	Jaden Radke	DE
48	Jordan Rife	LB
72	Jackson Ritchie	OL
10	LJ Roberts	LB
45	Shea Robertson	LB
25	Israel Robles	RB
10	Kaden Rolfsness	QB
95	Waylon Romero	DE
77	Gabriel Rzany	OL
74	Nick Savage	OL
12	Jake Schakel	QB
75	Dylan Scott	OL
49	Kamden Segall	TE
1	Bryce Smith	DB
79	Blake Speer	OL
56	Kyle Stahlecker	OL
92	Silas Stewman	DL
44	Kayden Stuit	TE
81	Trenton Swanson	WR
93	Ben Tameifuna	DT
30	JT Taylor Jr.	CB
47	Zamarie Tellez	CB
98	Jaice Tupea	DT
82	Zander Turner	TE
11	Ben Voigtlaender	DE
46	Jameson Wade	LB
40	Deville Warner	LB
21	Messiah Washington	CB
89	Grady Westlund	DL
36	Jayden Woodland	S
98	Tyson Wurzer	TE
88	Michael Zapata	DL

ROSTER BY LOCATION

California (53)
Washington (34)
Arizona (4)
Oregon (3)
Idaho (2)
Nevada (2)
Hawai'i (2)
British Columbia (1)
Colorado (1)
Louisiana (1)
Montana (1)
Utah (1)

ROSTER BY POSITION

Cornerback (8)
Defensive Back (5)
Defensive End (7)
Defensive Line (3)
Defensive Tackle (5)
Linebacker (10)
Long Snapper (2)
Offensive Line (18)
Kicker (1)
Punter (1)
Kicker/Punter (1)
Quarterback (4)
Running Back (7)
Safety (6)
Tight End (7)
Tight End/Full Back (1)
Wide Receiver (14)

CAPTAINS

Isaiah Perez
Nate Bell
Malik Dotson
Samarai Anderson
Soren McKee
Ben Voigtlaender

PRONUNCIATION GUIDE

0..... McKel Broussard..... ma-Kel Brew-Sard
4..... Isaiah Perez.....peh-REZ
5..... Samarai Anderson.....SAM-ar-eye
6..... Jaxon Branch.....“Jackson”
7..... Malik Dotson .....mah-LEEK
8..... Ambrose Marsh ..... Am-Bros
9..... Myles Mayovsky.....MILES may-OH-skee
10..... Kaden Rolfsness .....rOlfs-ness
11..... Ben Voigtlaender.....VOYT-land-er
11..... Brady Annett..... A-net
12..... Jake Schakel .....Ska-Kul
12..... Dishawn Misa ..... Dee-Shawn ME-sa
13..... Bjorn Birmingham ..... B-Yorn
15..... Boden Gardner..... Bo-Den
16..... Soren McKee ..... SOAR-en
17..... Jamai East ..... Juh-My
18..... Cole Pruett ..... Prew-It
19..... Sean Embree Jr..... M-Bri
24..... CJ Bozeman ..... Bows-Men
25..... Landen Kahai..... KA-hi
25..... Israel Robles..... ROW-Blez
26..... De’Markus Barnes ..... Duh-Marcus
29..... Jaxon Bell.....“Jackson”
30..... Bennett Juve..... “Joove”
32..... Jordan Pierro..... P-Arrow
33..... Matt Eskridge II..... eSk-Ridge
35..... Israel Nabors ..... “Neighbors”
37..... Vincent Macaluso ..... MACK-uh-LEW-so
38 .... Seanje Finister..... Shaun-J Fin-s-Ter
39..... Cameron Gilhuber ..... Gil-hue-Bur
40..... Deville Warner.....Duh-vil
43..... Jax Madden..... “Jack’s”
44..... Kayden Stuit ..... K-Den Stight (rhymes with “Tight”)
45..... Shea Robertson .....SHEY
46..... Jameson Wade ..... Jame-uh-Son
47..... Zamarie Tellez .....za-MAR-Aye
48..... Jordan Rife..... Rife (rhymes with ‘Life”)
49..... Kamden Segall..... Sea-Gul
52..... Bennett Nield..... Kneeled (rhymes with “Field”)
54..... Drew Van Nuys..... Van-Eyes
56..... Kyle Stahlecker ..... Stall-Eck-er
57..... Michael Gradle.....Grey-dell
58..... Cole Abarca.....Uh-Bar-Caw
59..... Clayton McCarrell..... MA-Carol
60..... Gabriel Rzany.....ruh-ZANN-ee
63..... Henry Hatada.....Ha-TAW-duh
65..... Simione Olakauatu .....Sim-e-OWN-Aye Ole-oh-CO-ah-two
66..... Cole McGovern ..... Mic-gov-Ern
68..... Gauge Larsen.....“Gage”
73..... Dane Gatterman.....GATT-er-man
76..... Ted Kuhrau ..... Koo-RAW
78..... Nate Cervantes ..... Sir-von-Tez
79..... Blake Speer .....“Spear”
81..... Trenton Swanson .....Tren-ten
83..... Rylin Lang..... Rye-Lynn
85..... Will McKissick ..... Ma-KISS-ick
87..... Joe Gallagher .....GAL-ah-Grr
88..... Giulio Banchero .....Ju-lee-oh ban-CARE-oh
89..... Oliver Luebkert.....LEWU-Kert
89..... Grady Westlund..... WEST-land
90..... Justis La’ulu ..... “Justice” la-OO-lew
92..... Silas Stewman ..... Sigh-Less
93..... Ben Tameifuna..... Tom-A-Foon-ah
94..... Jaden Radke..... JAY-den RAD-key
95..... Waylon Romero..... Way-len
97..... Luke Faccone.....Fa-Cone-E
98..... Jaice Tupea ..... “Jace” To-pay
98..... Tyson Wurzer..... WERE-Zur

For audio pronunciations, visit goeags.com..

FOOTBALL STAFF

Coaches

Head Coach ..... Aaron Best (10th/26th)
AHC / OC / QBs..... Marc Anderson (12th)
DC /Safeties .....Zach Bruce (7th)
Co-DC / Linebackers .... Caleb Padilla (2nd)
RBs..... Tamarick Pierce (3rd)
Offensive Line..... Chad Germer (2nd)
WRs..... Casey Brink (2nd)
Cornerbacks / PGC..... Ryan Lewis (1st)
Defensive Line .....Michael Smith (1st)
Tight Ends .....Austin York (2nd)
Secondary/Nickels.....Torey Hunter (1st)

Support Staff

Defensive Quality Control Jacob Hernandez
Offensive Quality Control.....Karson Brown
Offensive Quality Control.....Cody Brown
Defensive Quality Control . Christian Hutton
Dir., Athletic Perf. (FB)..... Mike Perez
Director, Football Ops.....Marcus McCurty
Head Football AT.....Kirsten Ishikawa
Assistant AT ..... Lauren Adderley
Asst. AD, Athletic Perf..... T.J. Conley
Assoc. AD, Equip. Serv. .....Spenser Ybarra
Dir., Equip. Services.....Cody Teevens

COACH PRONUNCIATIONS

Tamarick Pierce .....Ta-Mar-ech
Chad Germer.....Gur-Mur

ON THE FIELD

Aaron Best

Marc Anderson

Zach Bruce

Caleb Padilla

Chad Germer

Casey Brink

Tamarick Pierce

Ryan Lewis

Michael Smith

Austin York

Torey Hunter

TWO-DEEP DEPTH CHART

OFFENSE

POS	#	NAME	YR	HT	WT
QB	**2**	**Nate Bell**	**R-Jr.**	**5-10**	**194**
	12	Jake Schakel	R-So.	6-2	207
RB	**7**	**Malik Dotson**	**GS**	**6-0**	**212**
	3	Kevin Allen III	R-So.	5-11	196
TE	**44**	**Kayden Stuit**	**R-So.**	**6-4**	**253**
	85	Will McKissick	R-Fr.	6-3	258
WR	**13**	**Wesley Garrett**	**R-Sr.**	**5-11**	**189**
	15	Boden Gardner	R-So.	6-2	203
WR	**6**	**Jaxon Branch**	**R-So.**	**6-3**	**199**
	89	Oliver Luebkert	Fr.	6-3	190
WR	**83**	**Rylin Lang**	**So.**	**6-0**	**186**
	30	Bennett Juve	Fr.	6-0	180
LT	**77**	**Gabriel Rzany**	**R-Jr.**	**6-7**	**308**
	57	Michael Gradle	So.	6-5	295
LG	**67**	**Mark Johnson**	**R-So.**	**6-5**	**293**
	66	Cole McGovern	Jr.	6-4	287
C	**75**	**Dylan Scott**	**So.**	**6-4**	**267**
	58	Cole Abarca	Sr.	6-5	283
RG	**57**	**Michael Gradle**	**So.**	**6-5**	**295**
	56	Kyle Stahlecker	R-Jr.	6-6	305
RT	**70**	**Gavin Allen**	**R-So.**	**6-6**	**284**
	72	Jackson Ritchie	So.	6-7	309

SPECIALISTS

POS	#	NAME	YR	HT	WT
P	**97**	**Luke Faccone**	**So.**	**6-0**	**191**
-or-	16	Soren McKee	R-Sr.	6-0	204
KO	**91**	**Morgan Dodson**	**Fr.**	**6-2**	**215**
-or-	81	Trenton Swanson	R-Fr.	6-2	203
PK	**16**	**Soren McKee**	**R-Sr.**	**6-0**	**204**
-or-	91	Morgan Dobson	Fr.	6-2	215
LS	**52**	**Bennett Nield**	**Sr.**	**6-2**	**224**
H	**2**	**Nate Bell**	**R-Jr.**	**5-10**	**194**
PR	**13**	**Wesley Garrett**	**R-Sr.**	**5-11**	**189**
-or-	6	Jaxon Branch	R-So.	6-3	199
KR	**13**	**Wesley Garrett**	**R-Sr.**	**5-11**	**189**
-or-	14	David Cabrera	So.	5-9	171

DEFENSE

POS	#	NAME	YR	HT	WT
DE	**11**	**Ben Voigtlaender**	**R-Sr.**	**6-3**	**247**
	53	Carson Moore	R-Fr.	6-4	231
DE	**12**	**Dishawn Misa**	**R-Sr.**	**6-2**	**220**
	94	Jaden Radke	Sr.	6-3	253
DT	**4**	**Isaiah Perez**	**R-Sr.**	**6-2**	**299**
	59	Clayton McCarrell	R-So.	6-3	284
DT	**90**	**Justis La'ulu**	**R-Sr.**	**6-2**	**333**
	98	Jaice Tupea	So.	6-2	279
LB	**10**	**LJ Roberts**	**R-Jr.**	**5-10**	**212**
	33	Matt Eskridge II	R-Jr.	6-1	224
LB	**9**	**Myles Mayovsky**	**R-Sr.**	**6-1**	**220**
	37	Vincent Macaluso	R-Jr.	6-2	223
NKL	**1**	**Bryce Smith**	**So.**	**6-1**	**194**
	21	Messiah Washington	So.	6-0	188
CB	**8**	**Ambrose Marsh**	**R-Fr.**	**6-1**	**181**
	26	Deuce Carr	Jr.	5-10	180
CB	**34**	**JoJo Maxey Johnson**	**R-Jr.**	**6-2**	**196**
	47	Zamarie Tellez	Fr.	5-9	175
S	**31**	**Jaylon Jenkins**	**R-Jr.**	**6-1**	**196**
	23	Marcus Nixon	So.	6-1	209
S	**0**	**McKel Broussard**	**GS**	**6-0**	**209**
	38	Seanje Finister	So.	6-3	200

NOTES: Positions marked with "or" are listed in order by class seniority, then jersey number.

TWO-DEEP QUICK REFERENCE PLAYER PROFILES

QB



2 Nate Bell (R-Jr., 5-10, 194)
Team Captain

- Leads Eagles in passing yards (781), rushing yards (159) and rushing touchdowns (4).
- Earned Big Sky Offensive Player of the Week after accounting for 5 touchdowns against Northern Iowa.

12 Jake Schakel (R-So., 6-2, 207)

- Second on Eastern with 997 passing yards and 4 touchdowns, completing 69.1% of his passes.
- Passed for 451 yards against Montana, the 19th-most for a single game in EWU history.

RB



7 Malik Dotson (GS, 6-0, 212)
Team Captain

- Carried 12 times for 52 yards and 1 touchdown against South Dakota.
- Missed majority of 2025 season due to injuries. Rushed for 505 yards and 4 touchdowns in 2024.

3 Kevin Allen III (R-So., 5-11, 191)

- Rushed for 48 yards on 8 carries against NAU. Had career-long 31 yard reception.
- 2nd on the team last season with 296 rushing yards on 58 carries - 4.5 yards per carry and 4 TDs.

TE



44 Kayden Stuit (R-So., 6-4, 253)

- Caught his first career touchdown pass against USD from 11 yards out.
- Made a career-long 18-yard pass against UNI.

85 Will McKissick (R-Fr., 6-3, 258)

- Made 1 catch for 14 yards against UNI.
- Transfered from Golden West Junior College in the offseason.

WR

13 Wesley Garrett (R-Sr., 5-11, 185)

- Set a career-high with 97 receiving yards and caught his 4th career touchdown against USD.
- Led the Eagles with 70 receiving yards on 4 catches against UNI.

15 Boden Gardner (R-So., 6-2, 203)

- Appeared in 6 games alst season, making 1 reception and 2 tackles.
- Earned Big Sky All-Academic team.

WR

83 Rylin Lang (So., 6-0, 185)

- Set career-bests with 6 catches for 57 yards against USD.
- Did not appear in any games in 2025.

30 Bennett Juve (Fr., 6-0, 180)

- Appeared in game against South Dakota
- Played at Gilbert Christian HS, recording 1800 yards and 23 touchdowns.

WR

6 Jaxon Branch (R-So., 6-3, 199)

- Had a career game against Northern Arizona, catching 7 passes for 88 yards and 1 touchdown.
- Had 14 catches for 172 yards and 2 touchdowns last season.

89 Oliver Luebkert (Fr., 6-3, 190)

- Made first career reception against USD for 11 yards.
- Played for Beaverton HS where he caught 118 passes for 1801 yards as a senior.

LT



77 Gabriel Rzany (R-Jr., 6-7, 308)

- Started all 3 games this season at left tackle.
- Did not appear in any games last season.

57 Michael Gradle (So., 6-5, 295)

- Started all 3 games at right guard.
- Appeared in one game last season at Cal Poly.

LG



67 Mark Johnson (R-So., 6-5, 293)

- Started all 3 games at left guard this season.
- Named to Phil Steele's preseason All-Big Sky team third team.

66 Cole McGovern (Jr., 6-4, 300)

- Appeared in all 3 games this season.
- Started 9 games at guard last season.

C

75 Dylan Scott (So., 6-4, 267)

- Started all 3 games for the Eagles at center.
- Did not appear in a game in 2025.

58 Cole Abarca (Sr., 6-5, 283)

- Has started 5 games this season at guard.
- Transferred from Butte College.

RG



57 Michael Gradle (So., 6-5, 295)

- Started all 3 games at right guard.
- Appeared in one game last season at Cal Poly.

56 Kyle Stahlecker (R-Jr., 6-6, 305)

- Has appeared in 1 game this season.
- Started 3 games last season.

RT

70 Gavin Allen (R-So., 6-6, 284)

- Started all 3 games at right tackle.
- Named to Phil Steele's preseason All-Big Sky team third team.

72 Jackson Ritchie (So., 6-7, 309)

- Did not appear in a game last season.
- Played at Billings Central Catholic High School.

K

16 Soren McKee (R-Sr., 6-0, 200) [PK1]
Team Captain

- Broke the program record for consecutive PATs. Made a 40-yard field goal against USD and 2 PATs.
- Named to Phil Steele's preseason All-Big Sky second team.

91 Morgan Dodson (Fr., 6-2, 215)

- Has a 61.9 average kickoff yards average this season, with 15 total kickoff attempts and 8 touchbacks.
- Helped convert a succesful onside kick recovery against South Dakota.

TWO-DEEP QUICK REFERENCE PLAYER PROFILES

DE



11 Ben Voigtlaender (R-Sr., 6-3, 247)
Team Captain

- Had 4 tackles and matched his career-best with 1.5 tackles for loss against USD.
- Tied for 4th on the team with 14 tackles and tied for 2nd with 2.5 tackles for loss.

53 Carson Moore (R-Fr. 6-4, 231)

- Has 7 tackles with 1 for loss through three games.
- Earned All-Conference and All-American honors at Bakersfield Junior College last season.

DE



12 Dishawn Misa (R-Sr., 6-2, 220)

- Had 1 solo tackles against South Dakota.
- Played in 9 games last season, making 2 starts. Had 19 tackles, with 2 for a loss and 1 forced fumble.

94 Jaden Radke (Sr. 6-3, 253)

- Has 8 tackles this season with 2.0 for a loss.
- Had a career game against UNI, recording 1.5 sacks and 6 tackles, all career-bests.

DT

4 Isaiah Perez (R-Sr., 6-2, 299)
Team Captain

- Posted 1 tackle for loss against USD.
- Broke the EWU record with 4 blocked kicks, and tied the FCS lead. Earned Big Sky Honorable Mention.

59 Clayton McCarrell (R-So., 6-3, 284)

- Tallied new career-best 4 tackles against USD, including his first tackle for loss.
- Recorded his first career tackles against UNI, finishing with 2.

DT

90 Justis La'ulu (R-Sr., 6-2, 308)

- Registered his first career sack (0.5) against UNI.
- Started all 12 games last season. Tied for 12th on the team with 28 tackles and 1.5 sacks.

98 Jaice Tupea (So. 6-2, 279)

- Appeared in 1 game in 2025 against Northern Colorado.
- Played at Bingham High School where he racked up 157 tackles.

LB



10 LJ Roberts (R-Jr., 5-10, 212)

- Registered 5 total tackles and 1.5 for a loss against USD.
- Transfered from Portland State in the offseason.

33 Matt Eskridge II (R-Jr., 6-1, 224)

- Notched 7 tackles against USD.
- Is 7th on the team with 11 total tackles.

LB

9 Myles Mayovsky (R-Sr., 6-1, 220)

- Leads EWU with 33 tackles, making 8 solo and 1.0 for a loss.
- Recorded a career-best 18 tackles against NAU in Week 0.

37 Vincent Macaluso (R-Jr., 6-2, 223)

- Made 1 tackle against NAU.
- Appeared in 11 games last season, making 8 tackles.

NKL



1 Bryce Smith (So., 6-1, 194)

- Posted 13 tackles against USD and added his first career interception.
- Is 2nd on the team with 30 tackles.

21 Messiah Washington (So., 6-0, 188)

- Did not appear in any games last season.
- Played at Cathedral High School, making 89 tacklesand had 5 interceptions.

CB

3 Ambrose Marsh (R-So., 6-1, 181)

- Is 6th on the team with 13 tackles and has 1 interception, with 1 pass breakup.
- Earned Phil Steele's preseason All-Big Sky second team.

26 Deuce Carr (Jr., 5-10, 180)

- Made his Eagle debut against USD, recording 1 pass breakup.
- Transfered in from Minot State University. Made 32 tackles, 2 interceptions and 4 pass breakups.

CB



34 JoJo Maxey-Johnson (R-Jr., 6-2, 196)

- Set a new career-best with 5 tackles against UNI.
- Registered his first career sack against NAU, adding 3 tackles, with 2 solo.

47 Zamarie Tellez (Fr., 5-9, 175)

- Had 57 kickoff return yards, including a long of 21 yards, against UNI.
- Played at Federal Way High School. Earned NPSL 3A Defensive Player of the Year.

S



31 Jaylon Jenkins (R-Jr., 6-1, 196)

- Tied for fourth on the team with 14 tackles. Has 1 interception and 2 pass breakups.
- Matched his career-best with 7 tackles against UNI, making 6 solo.

23 Marcus Nixon (So., 6-1, 209)

- Made his first career tackle against UNI.
- Appeared in season opener against NAU.

S

0 McKel Broussard (GS., 6-0, 209)

- Set career-best with 12 tackles against NAU, with 0.5 for a loss.
- Ranks 3rd on the team with 21 tackles, adding 1 pass breakup.

38 Seanje Finister (So., 6-3, 200)

- Made Eagle debut against NAU. Has played in all 3 of the team's games.
- Transfered in from Shasta College

P

97 Luke Faccone (So., 6-0, 191)

- Had 3 punts for 143 yards against UNI, setting a new career-long of 57 yards.
- Averaging 44.3 yards per punt, with 4 downed inside the 20 and 4 going 50+ yards.

16 Soren McKee (R-Sr., 6-0, 200)
Team Captain

- Broke the program record for consecutive PATs. Made a 40-yard field goal against USD and 2 PATs.
- Named to Phil Steele's preseason All-Big Sky second team.

AARON BEST

Head Coach (10th Season / 26th on staff)

Aaron Best bleeds Eagle red. 2026 will be his 30th season with Eastern Washington football after stepping on campus as a freshman offensive lineman in 1996. After four years as a student-athlete, including two years as the team's starting center, the Tacoma native was hired as a student assistant in 2000 and steadily worked his way to the top, serving as an assistant coach under Paul Wulff and Beau Baldwin for 16 years before taking over in 2017.

Best earned the Big Sky Conference co-Coach of the Year in 2018 after guiding Eastern to a league co-championship and an appearance in the NCAA Division I Championship Game. He was also voted by fans nationwide as the NCAA Football Championship Subdivision (FCS) Coach of the Year by Hero Sports.

In his nine seasons as head coach, he has compiled a 57-47 record overall (.548) and 42-28 mark in the Big Sky (.600). His Big Sky winning percentages ranked second in program history since joining the FCS level (formerly Division I-AA) in 1984.

Eastern ranked in the top five in total offense in the FCS in five of his first six seasons at the helm, including ranking 1st in 2019 (524.8 yards per game), 2021 (554.5), 3rd in the 2021 spring season, and 4th in the 2023 season (417.6). The Eagles also ranked 2nd in overall scoring in 2021, 3rd in passing (399.4) and earned a 6-0 record on the road during the regular season, the best such mark since 1967. Although a 20-game winning streak at home on "The Inferno" came to an end in 2021. Best boasts an outstanding seven-year record at Roos Field of 30-13 (.698).

Best has coached 27 offensive linemen to All-America honors, 60 to All-Big Sky honors, 10 to senior bowl or all-star game appearances and two hear their name called in the NFL Draft. As a head coach, nine Eagles have received All-America recognition, including QB Eric Barriere, who was a two-time finalist for the Walter Payton Award, given annually to the most outstanding offensive player in the FCS. Barriere was twice named the Big Sky MVP and the team has earned 102 total All-Big Sky honors with Best at the helm, adding 30 Big Sky Player of the Week awards.

As a player, Best was a four-year contributor for the Eagles from 1996-99, serving as the long snapper for all four and starting center for his junior and senior seasons. He earned Big Sky First Team and All-America Honorable Mention honors as a senior, and All-Big Sky Honorable Mention recognition as a junior. A standout in the classroom himself, Best was twice named to the Big Sky All-Academic team and once to both the CoSIDA Academic All-District VIII Team and FCS Athletic Directors Academic All-Star Team (both in 1999). He earned his bachelor's in Social Science from Eastern in 2001.

YEAR-BY-YEAR AS HEAD COACH

Year	Overall	Big Sky	BSC Rank	Playoffs	Reached
2025	5-7	4-4	t-6th	0-0	N/A
2024	4-8	3-5	t-6th	N/A	N/A
2023	4-7	3-5	t-9th	N/A	N/A
2022	3-8	2-6	t-8th	0-0	N/A
2021	10-3	6-2	t-3rd	1-1	Second Round
2020-21*	5-2	5-1	2nd	0-1	First Round
2019	7-5	6-2	t-3rd	0-0	N/A
2018	12-3	7-1	t-1st	3-1	Championship (Runner-Up)
2017	7-4	6-2	t-3rd	0-0	N/A

EXCELLENCE UNDER BEST

In his 29 seasons as a player, assistant or head coach, Eastern Washington football has experienced unparalleled success. Eagle accolades and achievements during Best's tenure in Cheney include:

- **1** FCS National Championship (2010)
- **1** FCS National Championship Runner-Up (2018)
- **9** Big Sky Conference Championships (97, 04, 05, 10, 12, 13, 14, 16, 18)
- **12** playoff appearances (97, 04, 05, 07, 09, 10, 12, 13, 14, 16, 18, 20/21, 21)
- **15** winning seasons

Assistant Coach/Offensive Line

- **29** All-America Honors (13 First Team, 11 Second Team, 7 Third Team, 1 HM)
- **70** All-Big Sky Honors (19 First, 20 Second, 4 Third, 27 Honorable Mention)
- **10** senior bowl or all-star game appearances
- **2** NFL draft picks (Michael Roos, 2005 2nd Rd; Jake Rodgers, 2015 7th Rd)

Head Coach

- **21** All-America Honors (6 First, 6 Second, 7 Third, 1 Fourth, 1 HM)
- **2** Walter Peyton Award Winners(2021: Eric Barriere-Walter Payton Award, 2018 Roldan Alcobendas-Fred Mitchell Placekicker Award)
- **5** National Award Finalists
- **2** Big Sky MVPs (Barriere, 2020/21 & 2021)
- **102** All-Big Sky Honors (22 First, 26 Second, 23 Third, 20 Honorable Mention)
- **30** Big Sky Players of the Week

CAREER AT A GLANCE

Hometown ..... Tacoma, Wash.
Alma Mater .....Eastern Washington '01 (B.A. Social Science)

Coaching Experience

2017-pres.....Eastern Washington .....Head Coach
2014-16 .....Eastern Washington .....Run Game Coord. / OL / Academic Coord.
2009-13 .....Eastern Washington .....Offensive Coord. / OL / Academic Coord.
2008 .....Eastern Washington ..... Offensive Line
2007 .....Toronto Argonauts (CFL) ..... Offensive Line
2002-06 .....Eastern Washington ..... Offensive Line
2001 .....Eastern Washington ..... Graduate Assistant
2000 .....Eastern Washington ..... Student Assistant

Playing Experience

1996-99 .....Eastern Wash. .....Center (2-year starter) / Long Snapper (4)

Coaching Accolades

Big Sky Coach of the Year 2018
Hero Sports FCS Coach of the Year (fan vote) 2018

Playing Accolades

All-America Honorable Mention 1999
All-Big Sky First Team 1999
CoSIDA Academic All-District VIII 1999
FCS Athletic Directors Academic All-Star Team 1999
Big Sky All-Academic Team 1998, 1999
All-Big Sky Honorable Mention 1998

Team Performance

Head Coach (10th season in 2025)..... 58-49 (.542) Overall / 42-29 (.592) Big Sky

Assistant Coach (16 seasons)..... 129-68 (.652) Overall / 86-37 (.699) Big Sky
Player (4 seasons)..... 30-17 (.638) Overall / 21-11 (.656) Big Sky
Combined (29 seasons) ..... 217-134 (.618) Overall / 150-77 (.661) Big Sky

MARC ANDERSON

Assistant Head Coach / Offensive Coordinator / QBs (2nd season as OC / 12th Season)

Anderson takes over the offensive coordinator job after being promoted by head coach Aaron Best in January of 2025. He is also entering his 4th season for 2025 as Associate Head Coach and 11th overall at Eastern. A two-time Eagle grad — earning his bachelor's and master's degrees in Cheney — he originally started with the program as a student assistant.

Over the last two seasons, Eagle tight ends have combined to bring down 64 catches for 715 yards and 12 touchdowns, highlighted by the duo of Blake Gobel and Dylan Ingram scoring 4 TDs each in 2022.

Anderson provides a variety of administrative support services for head coach Aaron Best and the program, including recruiting, budget, staffing organization/hiring, head coach media obligations and other duties. Eastern's recruiting class in 2019 was ranked No. 1 in the Big Sky and No. 2 in FCS. Anderson also assists with roster management, coordinating team meals and camps, but now on lesser scale with the addition of his tight ends coaching duties.

After assisting the program for nearly three seasons as a student intern, he was hired as a student operations assistant and video coordinator in 2014. Anderson took on more responsibility in 2016, when he was promoted to Director of Football Operations. He added recruiting coordinator duties in 2020 and was named Associate Head Coach in 2022.

He earned a Bachelor of Arts and Education in English in 2014 and a Master of Arts degree in English in 2016.

CAREER AT A GLANCE

Hometown ..... Troy, Michigan
Alma Mater ..... EWU '14

Coaching Experience

2025-pres..... Eastern Washington ..... Assoc. HC, Offensive Coordinator
2022-24 ..... Eastern Washington ..... Assoc. HC, Tight Ends, Recruiting Coord.
2020-21 ..... Eastern Washington ..... Director of Football Ops, Recruiting Coord.
2016-19 ..... Eastern Washington ..... Director of Football Operations
2014-15 ..... Eastern Washington ..... Student Operations Assistant, Video Coord.
2011-13 ..... Eastern Washington ..... Student Assistant (Intern)

ZACH BRUCE

Defensive Coordinator / LBs (1st season as DC / 7th on staff)

Bruce enters his 7th season as coach of Eastern after a prolific playing career as an Eagle from 2012-16. He added defensive pass game coordinator duties this season.

Bruce helped Derek Ganter Jr. earn All-Big Sky second team honors in the 2024 season, along with earning a spot on the Jerry Rice Award watchlist. Ganter Jr. led the team with 95.0 tackles, adding one sack and a force fumble. In 2022, Bruce coached Marlon Jones Jr. to Third Team All-Big Sky Honors after recording 52 tackles in 11 games (9 starts), leading the team with 4 pass deflections and 3 interceptions. The Eagles ranked 4th in the conference in passing yards allowed per game (215.2). They ranked 3rd in interceptions (13) and 19th nationally.

Bruce coached Calin Criner to Third Team All-Big Sky honors in 2021 after he ranked 3rd on the team with 83 total tackles, 2 INTs and 9 breakups. The Eagle defense held opponents to 23 points-or-less 7 times and ranked 18th in the nation with 14 INTs. He coached safety Anthany Smith to First Team All-Big Sky honors in the abbreviated 2020-21 season as Smith had had a team-leading 44 tackles, adding 2 INTs (one for a 71-yard TD).

As a player Bruce played four years and ranks in the top 50 in EWU history in games played (50; t-42nd) and total tackles (227; 27th). He earned First Team All-Big Sky honors as a senior when he served as team co-captain. He also earned Honorable Mention All-Big Sky in 2014, and in 2015 and 2016 he was selected to the Big Sky All-Academic team. He made 14 tackles in a single game twice and 115 total during his senior year (13th in program history). Eastern went 41-13 (.759) in the four seasons he played, including 28-4 in Big Sky play (.875). The team won the Big Sky Conference title and advanced to the NCAA Football Championship Subdivision Playoffs in 2013, 2014 and 2016. Bruce received his bachelor's degree in history from Eastern in 2018. He earned a minor in coaching and a secondary minor in social studies education. Bruce is married to Delaney Hodgins, who is the all-time leading scorer in EWU women's basketball history (2,120; 2015-18). While he was in Finland, Bruce wrote a book about football called "Dumb Jocks" which takes a deep look into the understanding of defensive football.

CAREER AT A GLANCE

Hometown ..... Spokane, Wash.
Alma Mater ..... Eastern Washington '18 (B.A. History)

Coaching Experience

2026-pres..... Eastern Washington ..... Defensive Coordinator, Safeties
2023-pres..... Eastern Washington ..... Safeties, Defensive Pass Game Coord.
2020-22 ..... Eastern Washington ..... Safeties
2018-20 ..... Helsinki, Finland.....
2017-18 ..... Mead High School (Mead, Wash.).....

Playing Experience

2012-16 ..... Eastern Washingon..... Safety

TALKING POINTS

Quick Recap of '25
Eastern Washington finished 5-7 overall in the 2025 season and 4-4 in the Big Sky, tying for sixth in the final conference standings. The Eagles defended Roos Field well last season, going 4-1 at home. Starting off last season, Eastern had three-straight road games to start off the '25 slate. EWU faced a top-10 ranked Incarnate Word team on the road, falling 31-21. The team then faced Boise State, falling 51-14 to the Broncos. The Eagles nearly had their first win the next week against Northern Iowa, but came up short, 17-14 against the Panthers. Eastern returned to Roos for the season opener the following week against Western Illinois, delivering a 52-31 win for the home fans. EWU went back on the road to face eventual FCS national champion, Montana State, with the Bobcats dominating, 57-3. The Eagles then ripped off three-straight wins, including an upset of No. 24 Idaho, 21-14 at home. The winning streak also included a 35-27 victory over Portland State at home and a 23-20 road win over Weber State. The three-game winning streak was the team's first since the 2021 season. The win streak ended the next week against Sacramento State, with the Hornets knocking off the Eagles, 35-13 at Roos. With the team's record at 4-5, EWU traveled to Missoula, Mont. to face the second-ranked Grizzlies. Redshirt-freshman Jake Schakel made his first career start against the Griz, and played ahead of his years with 451 passing yards and two touchdowns in his first collegiate start. Despite the effort, the Griz held on for a 29-24 win. Back home, Eastern hosted Northern Colorado on senior, controlling the game against the Bears and tallying five interceptions. The Eagles sent the seniors off with a 27-7 win. In the 2025 season finale, EWU faced Cal Poly. The teams battled back-and-fourth, but the Mustangs secured a home win, defeating Eastern 43-34.

Westside Showdown
Eastern Washington and the University of Washington will face each other for the fourth time in program history. UW holds a perfect 3-0 mark against EWU, with all games being played in Seattle. The teams last met in the 2019 season, with the Huskies dominating 47-14. The Huskies jumped ahead 21-0 in the first quarter and cruised to the home win. They had a 570-274 yards advantage in the game over Eastern. UW is 2-0 this season, but fell out of the AP Poll, while remaining 24th in the USA Today Coaches Poll. The Huskies defeated rival Washington State, 24-10, to start the season and then narrowly beat Utah State, 16-14, this past week. Head coach Aaron Best has been apart of all three of the matchups between Eastern and UW, with the first two as the offensive line coach (2011, 2014) and the most recent ('19) as a head coach.

Stopping Them Behind the Line
Eastern Washington recorded 10 tackles for loss against South Dakota, spread across 9 different players. The 10 tackles for loss is the most for Eastern since Oct. 10, 2021 against Idaho(10). LJ Roberts, Clayton McCarrell and Ben Voigtlaender all led the team with 1.5 tackles for loss, with McCarrell earning his first career negative tackle and Voigtlaender tying his career mark. In addition, Gage Brumfield, Carson Moore and Shea Robertson all tallied their first career tackle behind the lines. McKel Broussard, Jaylon Jenkins and Isaiah Perez all added 1.0 tackle for loss as well.

QB Report
Nate Bell has now started the first 3 games for Eastern Washington in his redshirt-junior season. Bell had to fight for every yard against a ranked South Dakota team, completing 20-of-36(55.5%) passes for 217 yards, with 2 passing touchdowns and 1 interception. He also rushed for 47 yards on 16 carries, a 3.4 yards per carry average. This season, Bell is 3rd in the Big Sky with 772 passing yards, while also ranking 3rd in completion percentage (63.8%). The Brentwood, Calif. native ranks 12th in the conference in rushing yards with 159 on 40 carries - 4.0 yards per carry. Bell is third in the Big Sky with 4 rushing touchdowns. Following Saturday's game, Bell has now passed for 2 touchdowns in 3 consecutive games. He has also passed for a touchdown in the last 7 games he has appeared in. EWU has a passing touchdown in 10 consecutive games.

Eastern Washington started 4 different quarterbacks last season and three of them are back on the 2026 roster. redshirt-junior Nate Bell, redshirt-sophomore Jake Schakel and sophomore Kaden Rolfsness return. Bell started 5 games in 2025, with Schakel starting 2 and Rolfsness starting the season finale against Cal Poly. Brady Annett joins the QB room after graduating from Corona Del Mar High School.

One More Final Ride
2025 was supposed to be Malik Dotson's final season, but the Arlington, Wash. native's season ended in the first game due to injuries. Dotson returns to Eastern for his final season in 2026 and has 563 career rushing yards. He rushed for 505 of them in the 2024 season, scoring 4 touchdowns. Dotson had 12 receptions for 153 yards that season as well. Against South Dakota, Dotson scored his 5th career rushing touchdown and his first since the 2024 season against Idaho State. The Arlington, Wash. native finished with 52 yards on 12 carries against the Yotes. He is second on the team with 114 rushing yards, averaging 3.3 yards per carry. EWU has rushed for 100+ yards in each game to start the season and has a rushing touchdown in the last 6 contests.

On Top of the Onside
Eastern successfully recovered an onside kick against South Dakota this past week as Morgan Dodson placed his kickoff for the Eagles to recover. It was the first successful onside kick for the Eagles since Nov. 8, 2025 against Montana.

1st Time Catching
Sophomore Sean Embree Jr. and freshman Oliver Luebkert both earned their first career receptions against USD. Embree had 1 catch for 12 yards and Luebkert had 1 for 11. David Cabrera caught his 2nd and 3rd passes,

QUICK FACTS

University Information
Location ..... Cheney, Wash
Founded 1882
Enrollment ..... 10,500 (Fall '25)
Team Name..... Eagles
Abbriviations .....EWU, Eastern
Colors..... Red and White
Mascot .....Swoop
Affiliation..... NCAA Division I FCS
Conference .....Big Sky
President ..... Dr. Shari McMahan
Director of Athletics .....Tim Collins
University Website ..... ewu.edu
Athletics Website ..... goeags.com
Athletics Phone 509-359-2463
Tickets ..... 509-359-6059 / goeags.com
Social @EWUAthletics / @GoEags (YouTube), @EWUFootball (FB/X) / @ewu_football (IG)

Home Facility
Home Facility..... Roos Field
Capacity 8,600
Surface..... Astroturf (2020), Sprinturf (2010)
Opened.....1967
Renovated.... 1990s (lights, track, east seats)
..... 2004 (press box, end zone seats)
.....2010 (red turf & renaming)
.....2020 (red turf replacement)

Program at a Glance (entering 2025)
2025 Record .. 5-7 (4-1 home / 1-6 away / 0-0 neutral)
2025 Big Sky Record 4-4 (t-6th)
Big Sky Titles 10
..... (92-97-04-05-10-12-13-14-16-18)
FCS Playoff Appearances..... 15
..... (85-92-97-04-05-07-09-10-
..... 12-13-14-16-18-20/21-21)
FCS Playoff Record 20-14
FCS Championships 1 (2010)
FCS Runner-Up.....1 (2018)
Program Established.....1901
All-Time (115 seasons) ..... 582-458-23 (.560)
All-Time Big Sky (37 seas.) ..... 182-117 (.609)
Record at Woodward/Roos..... 189-77 (.711)
Record on Red Turf (2010).....74-22 (.771)
Under Best (7 seas.)... 58-47 Ovr / 42-29 BSC
All-Big Sky Performers Returned 3
Jaylon Jenkins (1st), Isaiah Perez (HM), Nate Bell (HM)
All-Big Sky Performers Lost 6
Landon Cooper (2nd), Read Sunn (2nd), Drew Carter (HM), Dylan Conner (HM), Landon Ogles (HM), DeJean Wells (HM)
Starters Returned.....10 (4 off., 6 def.)
Starters Lost.....12 (7 off., 5 def.)
Letterwinners Ret. ..32 (16 off., 15 def., 1 ST)
Letterwinners Lost... 26 (9 off., 14 def., 3 ST)
Offense/Defense Type ..... Spread / 4-3

TALKING POINTS (CONT.)

posting a long catch of 16 yards. Rylin Lang continued to develop, setting a career-best with 6 receptions for 54 yards, including a career-long 24 yard reception.

4th Time Scoring
Wesley Garrett pulled in his 4th career touchdown, catching 6 passes for 97 yards, just missing his first career 100-yard game. The 97 yards is career-best for the redshirt-senior. Garrett's touchdown catch went for 28 yards and he added a 42 yard reception, 2 yards less than his career long. As an Eagle, Garrett has 55 receptions for 713 yards in 28 games played. He averages 25.5 yards per game and 13.0 yards per catch.

Terrors of the Skies
Eastern Washington notched 15 interceptions last season, a figure that ranked 7th in the FCS and 2nd in the Big Sky. The 15 INTs helped the Eagles carry a +4 turnover margin last year, ranking 26th in the nation and 3rd in the conference. Jaylon Jenkins led the team with 5, while three players had 2 and four had 1. Ambrose Marsh grabbed the first 2 INTs of his career, while Dre Greeley returns with 1 to his name from last season. Marsh was thrown into the starting lineup last season and excelled, racking up 43 tackles - 33 solo - and 2 for a loss. He had 1.0 sack, 4 pass breakups and 1 forced fumble. True freshman Bryce Smith also found himself with more playing time than expected, making six starts and playing in 11 games. Smith was 6th on the team with 47 tackles, including 27 solo, while registering 2 for a loss. He had 0.5 sack and 3 pass breakups, adding one forced fumble. Greeley had 4 pass breakups and 11 solo tackles.

Bryce Smith continued his aggressive start to the season, recording 13 tackles, 1 shy of his career-best set in the season opener. The sophomore made 10 of his 13 tackles solo, while also grabbing his first career interception, stopping USD in the redzone. Smith has 4 passes defended this season, adding 3 pass breakups with his INT to rank 5th in the Big Sky. His 30 total tackles ranks 5th in the conference currently. EWU had 4 total pass breakups against the Yotes on Saturday.

Experience Across the O-Line
After entering the 2025 season with only one offensive lineman with starting experience, the 2026 offensive line is one of the most experienced units on the roster. Mark Johnson and Gavin Allen return after both starting all 12 games last season, with Johnson at center and Allen at guard. Allen is two seasons removed from switching positions from tight end. Additionally, Cole McGovern made 9 starts at guard last year, while Cole Abarca made 5 starts at guard. Kyle Stahlecker had 2 starts at guard before injuries, and Dane Gatterman started the team's final 3 games at guard. Eastern has started the same five players on the offensive line in each of its first three games. Allen continues at right tackle, while Johnson has moved to left guard. Dylan Scott takes over at center, while Gabriel Rzany holds the left tackle spot and Michael Gradle slides in at right guard.

On Point McKee
Soren McKee is putting on the Eagle red for the final season in 2026, and he is continuing to move up the all-time EWU lists. McKee is now 136-for-138 on extra points, with his made attempts now in sole possession of 3rd on the all-time list passing Seth Harrison. The redshirt-senior recorded 5 total points against USD, making 2 extra points and adding a 40-yard field goal. For his career, McKee has scored 235 points, passing Tony Griggs for 7th on the all-time list. McKee is 33-for-44(75.0%) on field goals at EWU, placing him 4th on made attempts and tied for 7th in attempts, while ranking 5th all-time in percentage.

Preseason Hype for Two Defensive Eags
Leading into the 2026 season, safety Jaylon Jenkins and defensive tackle Isaiah Perez are getting national attention. The two earned preseason All-American recognition from Stats Perform, with Jenkins on second team and Perez on the third. Jenkins and Perez earned the same recognition from Phil Steele's FCS All-American teams. The two were both named to the Big Sky preseason All-Conference team as well. Jenkins added a third preseason All-American honor from FCS Football Central, while also being listed on the Buck Buchanan watchlist, honoring the top defensive player in the nation.

The preseason recognition stems from Big Sky All-Conference honors in 2025 for both Jenkins and Perez. Jenkins earned first team honors after intercepting 5 passes, ranking 5th in the FCS and 2nd in the conference. Adding to the interception haul, Jenkins tallied 8 pass breakups to give him 13 passes defended on the season, ranking 16th in the FCS. The redshirt-junior was fourth on the team with 52 total tackles, including 39 solo and 2 for a loss. Perez led EWU wit 4.0 sacks - ranking 15th in the Big Sky - while posting 51 tackles(5th on team), 19 solo. The redshirt senior made his name on special teams, blocking 4 kicks - 3 field goals and 1 extra point - to tie for the national lead. The stat also set the EWU single-season record and Perez's 5 career blocked-kick mark is 2nd in program history, one behind Dylan Ledbetter (2016-19).

Big Sky Academic Champions
Eastern continued its tradition of academic excellence in 2025, earning the top team GPA among football programs in the Big Sky, carrying a 3.46 cumulative GPA. The team had 3 student-athletes with a 4.0 GPA and 52 with GPAs over 3.0. The tradition extended at the national level with seven student-athletes named to the NFF Hampshire Honor Society. The group included graduating seniors Dylan Conner, Landon Cooper, Aidan Corning, Noah Cronquist, Landon Ogles, Trevor Thurman and Nolan Ulm. Six Eagles also earned CoSIDA Academic All-District honors, with Conner, Cooper, Ogles, Thurman, Ulm and Jaylon Jenkins qualifying for the award. In addition, 37 student-athletes earned Big Sky All-Academic honors for the fall.

FUTURE SCHEDULES

All schedules subject to change.
** Big Sky Conference Game*
^ Additional non-conference games TBA

2027^
9/4..... at Oregon
9/11.....Incarnate Word
9/18.....South Dakota

2028^
9/2 ..... at Washington

2030^
9/14..... at Washington State

collegepressbox
SINCE 2005 EVERYTHING BUT THE PREGAME MEAL

Collegepressbox is the official media website for Division I football. Access and download game notes, quotes, statistics, media guides, headshots, logos and more for all Big Sky schools. For access, please register for an account at collegepressbox.com/register.

2026 PLAYER CATEGORY RANKINGS

EWU player statistical rankings among FCS and Big Sky peers.

	Player	FCS	Big Sky	Value
All Purpose (198 ranked)	Wesley Garrett	102	18	78.3
	Jaxon Bell	174	26	66.0
Blocked Kicks (1 ranked)				
Combined Kick Returns (198 ranked)	Jaxon Bell	40	6	13
	Kevin Allen III	160	17	3
Completion Percentage (107 ranked)	Nate Bell	32	3	0.63
Completions Per Game (145 ranked)	Nate Bell	4	1	24.6
Field Goal Percentage (83 ranked)	Soren McKee	1	1	1.00
Field Goals Per Game (78 ranked)	Soren McKee	32	4	1.0
Forced Fumbles (19 ranked)				
Fumbles Recovered (6 ranked)				
Interceptions Per Game (44 ranked)	Jaylon Jenkins	44	5	0.3
	Ambrose Marsh	44	5	0.3
	Bryce Smith	44	5	0.3
Kickoff Return TDs (1 ranked)				
Kickoff Returns (64 ranked)	Jaxon Bell	20	3	23.
Passes Defended (55 ranked)	Bryce Smith	21	3	1.3
	Jaylon Jenkins	55	8	1.0
Passing Efficiency (107 ranked)	Nate Bell	52	6	134.
Passing TDs (44 ranked)	Nate Bell	15	4	
Passing Yards (150 ranked)	Nate Bell	12	3	78
Passing Yards Per Game (150 ranked)	Nate Bell	16	3	260.
Passing Yards per Completion (107 ranked)	Nate Bell	84	12	10.5
Points Responsible For (138 ranked)	Nate Bell	6	1	6
	Soren McKee	138	21	3
Points Responsible For Per Game (146 ranked)	Nate Bell	6	1	20.
	Soren McKee	146	20	6.
Punt Return TDs (3 ranked)				
Punt Returns (47 ranked)				
Punting (73 ranked)	Luke Faccone	15	3	44.
Receiving TDs (32 ranked)	Jaxon Branch	32	7	
	Wesley Garrett	32	7	
Receiving Yards (150 ranked)	Wesley Garrett	23	7	23
Receiving Yards Per Game (194 ranked)	Wesley Garrett	25	7	70.
Receptions Per Game (192 ranked)	Wesley Garrett	14	6	6.0
Rush Yards Per Carry (105 ranked)	Nate Bell	62	11	3.9
	Malik Dotson	86	16	3.2
Rushing TDs (15 ranked)	Nate Bell	6	3	
Rushing Yards (197 ranked)	Nate Bell	65	11	19
	Malik Dotson	150	19	11
Rushing Yards Per Game (197 ranked)	Nate Bell	71	10	53.
	Malik Dotson	153	18	37.
Sacks (124 ranked)	Jaden Radke	70	5	0.5
	Jojo Maxey-Johnson	124	8	0.3
Scoring (178 ranked)	Nate Bell	33	6	8.
	Soren McKee	70	11	6.
	Wesley Garrett	178	24	4.

2026 TEAM CATEGORY RANKINGS

EWU team statistical rankings among FCS and Big Sky peers.

	FCS	Big Sky	Value
3rd Down %	24	5	0.463
3rd Down % Defense	78	9	0.459
4th Down %	35	3	0.6
4th Down% Defense	86	11	0.667
Blocked Kicks			
Blocked Kicks Allowed	66	7	1
Blocked Punts			
Blocked Punts Allowed	1	1	0
Completion %	29	2	0.638
Defensive TDs			
Fewest Penalties	91	12	23
Fewest Penalties/Game	88	12	7.67
Fewest Penalty Yards	76	12	185
Fewest Penalty Yards/Gm	71	12	61.67
First Downs Defense	91	6	68
First Downs Offense	6	2	72
Fumbles Lost	64	7	2
Fumbles Recovered			
Kickoff Return Defense	103	11	27.33
Kickoff Returns	57	9	20.33
Net Punting	6	1	43.5
Passes Had Intercepted	36	4	2
Passes Intercepted	25	4	3
Passing Offense	21	4	260.3
Passing Yards Allowed	70	4	232
Passing Yards per Comp.	90	12	10.55
Punt Return Defense	16	2	3.33
Punt Returns	39	6	11.67
Red Zone Defense	61	8	0.857
Red Zone Offense	28	4	0.909
Rushing Defense	72	6	178.7
Rushing Offense	67	7	128.3
Sacks Allowed	74	10	2.33
Scoring Defense	71	8	33
Scoring Offense	42	7	28
Tackles for Loss Allowed	75	8	6.33
Team Passing Efficiency	50	7	133.97
Team Passing Eff. Def.	73	7	149.96
Team Sacks	36	2	2
Team Tackles for Loss	19	1	7
Time of Possession	98	10	27:10:00
Total Defense	71	5	410.7
Total Offense	37	8	388.7
Turnover Margin	65	9	-0.33
Turnovers Gained	56	8	3
Turnovers Lost	52	8	4
Winning Percentage	52	7	0.333

2026 PLAYER CATEGORY RANKINGS (CONT.)

EWU player statistical rankings among FCS and Big Sky peers.

	Player	FCS	Big Sky	Value
Solo Tackles (27 ranked)	Bryce Smith	27	5	5.0
Tackles For Loss (61 ranked)				
Total Offense (199 ranked)	Nate Bell	6	1	313.1
Total Points Scored (143 ranked)	Nate Bell Soren McKee	25 61	6 11	24 18
Total Tackles (193 ranked)	Myles Mayovsky Bryce Smith McKel Broussard	9 16 92	2 4 16	11. 10. 7.
Total Touchdowns (95 ranked)	Nate Bell Jaxon Branch Wesley Garrett	11 95 95	4 13 13	4 1 1
Yards per Pass Attempt (107 ranked)	Nate Bell	60	9	6.77
Yards per Reception (200 ranked)	Wesley Garrett Jamal East	155 193	21 27	13.06 11.67

PRESEASON PLAYER ACCOLADES

FCS Stats Perform Preseason All-American
Jaylon Jenkins (2nd Team)
Isaiah Perez (3rd Team)

Buck Buchanan Award Watchlist
Jaylon Jenkins

FCS Central All-American
Jaylon Jenkins
Isaiah Perez

Preseason All-Big Sky
Jaylon Jenkins
Isaiah Perez

Phil Steele Preseason All-American/Big Sky
Jaylon Jenkins (AA 2nd, BSC 1st)
Isaiah Perez (AA 3rd, BSC 1st)
Ambrose Marsh (2nd Team)
Soren McKee (2nd Team)
Nate Bell (2nd Team)
Gavin Allen (3rd Team)
Mark Johnson (3rd Team)
Cole Pruett (3rd Team)

2025 PLAYER ACCOLADES

All-Big Sky Conference
Jaylon Jenkins (1st Team)
Read Sunn (2nd Team)
Landon Cooper (2nd Team)
Isaiah Perez (Honorable Mention)
Nate Bell (Honorable Mention)
Drew Carter (Honorable Mention)
Dylan Conner Honorable Mention)
Landon Ogles (Honorable Mention)

BIG SKY PLAYER OF THE WEEK

Nate Bell: Offensive Player of the Week (9/7)

EAGS IN THE POLLS

Week: Stats Perform Top 25 / Coaches Poll

Preseason: -- / --
Week 0: -- / --
Week 1: -- / --
Week 2: -- / --
Week 3: -- / --

2026 BIG SKY STANDINGS

Team	Overall	Pct.	Conference	Pct.	PF	PA	Home	Away	Neut	Streak
Montana St.	3-0	1.000	1-0	1.000	125	31	1-0	2-0	0-0	W 3
Montana	3-0	1.000	1-0	1.000	108	45	3-0	0-0	0-0	W 3
Cal Poly	2-1	.667	1-0	1.000	82	81	2-0	0-1	0-0	L 1
Northern Ariz.	2-1	.667	1-0	1.000	79	90	2-0	0-1	0-0	W 1
UC Davis	2-1	.667	1-0	1.000	90	97	0-0	2-1	0-0	L 1
Weber St.	1-2	.333	1-0	1.000	93	128	0-0	1-2	0-0	L 2
Idaho St.	3-0	1.000	0-0	.000	126	44	2-0	1-0	0-0	W 3
Southern Utah	1-2	.333	0-1	.000	92	128	1-0	0-2	0-0	L 1
Eastern Wash.	1-2	.333	0-1	.000	84	99	1-0	0-2	0-0	L 1
Utah Tech	0-3	.000	0-1	.000	21	152	0-1	0-2	0-0	L 3
Northern Colo.	0-3	.000	0-1	.000	65	89	0-2	0-1	0-0	L 3
Idaho	0-3	.000	0-1	.000	65	127	0-1	0-2	0-0	L 3
Portland St.	0-3	.000	0-1	.000	67	131	0-2	0-1	0-0	L 3

2026 BIG SKY TEAM CATEGORY RANKINGS COMPARISON

	Offense				Defense			
Team	Rushing	Passing	Total Off.	Scoring	Rushing	Passing	Total Def.	Scoring
Cal Poly	4	6	5	8	7	10	8	4
Eastern Wash.	7	4	8	7	6	4	5	8
Idaho	11	10	11	11	12	5	10	9
Idaho St.	10	1	2	1	10	1	2	2
Montana	3	3	3	3	3	9	4	3
Montana St.	5	2	4	2	1	2	1	1
Northern Ariz.	9	13	12	9	4	13	12	6
Northern Colo.	2	9	6	11	5	3	3	5
Portland St.	12	4	10	10	9	8	7	12
Southern Utah	1	11	1	5	8	12	11	10
UC Davis	8	8	9	6	2	11	5	7
Utah Tech	13	12	13	13	11	6	9	13
Weber St.	6	7	7	4	13	7	13	10

Team	Kick ret.	Punt ret.	Interceptions	Sacks	TFL	Turnover Mar.
Cal Poly	9	11	8	5	13	5
Eastern Wash.	3	9	5	1	1	9
Idaho	5	13	8	12	9	9
Idaho St.	10	2	2	6	2	2
Montana	11	7	8	6	2	4
Montana St.	6	1	4	12	10	2
Northern Ariz.	1	12	1	1	7	1
Northern Colo.	12	8	8	10	7	5
Portland St.	4	3	8	4	12	7
Southern Utah	1	4	7	8	2	9
UC Davis	7	5	6	9	6	7
Utah Tech	13	10	8	10	10	13

STATS PERFORM FCS TOP 25

Rk	Team	W-L	Pts	Prv
1	Montana State (57)	3-0	1425	1
2	South Dakota State	2-1	1324	2
3	Montana	3-0	1277	3
4	Tarleton State	3-0	1253	4
5	Illinois State	3-0	1244	5
6	North Dakota	3-0	1067	6
7	Lehigh	3-0	1010	9
8	Rhode Island	2-1	970	8
9	Youngstown State	2-1	929	10
10	South Dakota	3-0	900	11
11	UC Davis	2-1	890	7
12	Stephen F. Austin	3-0	853	13
13	Tennessee Tech	3-0	834	12
14	Austin Peay	2-1	618	15
14	Lamar	2-1	618	14
16	Idaho State	3-0	614	17
17	West Florida	2-0	405	20
18	South Carolina State	3-0	381	22
19	Yale	0-0	371	19
20	Northern Arizona	2-1	310	24
21	William & Mary	2-1	274	16
22	Villanova	1-2	175	21
23	Mercer	2-1	135	18
24	Southern Illinois	2-1	121	NR
25	Harvard	0-0	75	25

AFCA FCS COACHES POLL

Rk	Team	W-L	Pts	Prv
1	Montana St. (26)	3-0	650	1
2	Montana	3-0	601	2
3	South Dakota St.	2-1	595	3
4	Illinois St.	3-0	578	4
5	Tarleton St.	3-0	552	5
6	North Dakota	3-0	483	7
7	Lehigh	3-0	473	8
8	Stephen F. Austin	3-0	432	9
9	Youngstown St.	2-1	405	10
10	Tennessee Tech	3-0	393	11
11	UC Davis	2-1	389	6
12	South Dakota	3-0	370	12
13	Rhode Island	2-1	331	13
14	Austin Peay	2-1	317	15
15	Lamar	2-1	268	17
16	South Carolina St.	3-0	194	20
17	West Florida	2-0	178	22
18	Idaho St.	3-0	177	24
19	Northern Arizona	2-1	174	23
20	Yale	0-0	160	19
21	William & Mary	2-1	103	16
22	Mercer	2-1	93	14
23	Villanova	1-2	83	18
24	Furman	2-1	74	NR
25	Southern Illinois	2-1	70	NR

THE LAST TIME IT HAPPENED

Team Rushing, 200+ Yards
EWU: 333, Portland State, 10/4/25
OPP: 272, South Dakota, 9/12/26

Team Rushing, 300+ Yards
EWU: 333, Portland State, 10/4/25
OPP: 376, Sacramento State, 11/1/25

Team Passing, 400+ Yards
EWU: 451, Montana, 11/8/25
OPP: 523, Idaho State, 10/14/23

Team Passing, 500+ Yards
EWU: 624, Idaho, 10/16/21
OPP: 523, Idaho State, 10/14/23

Total Offense, 500+ Yards
EWU: 597, Western Illinois, 9/20/25
OPP: 517, South Dakota, 9/12/26

Total Offense, 600+ Yards
EWU: 704, Idaho State, 11/16/24
OPP: 637, Boise State, 9/5/25

Scoring, 50+ Points
EWU: 52, Western Illinois, 9/20/25
OPP: 57, Montana State, 9/27/25

Scoring, 60+ Points
EWU: 70, Idaho State, 11/16/24
OPP: 63, Montana, 11/12/22

Scoring, 70+ Points
EWU: 70, Idaho State, 11/16/24
OPP: 70, Oregon, 9/10/22

Kickoff Returned for a Touchdown
EWU: 100, Michael Wortham, Idaho, 10/26/24
OPP: 100, Lindsey Graves, NAU, 8/29/26

Punt Returned for a TD (not a block)
EWU: 57, Nsimba Webster, Portland St., 11/16/18
OPP: 75, Josh Davis, Weber State, 10/13/18

Interception Returned for a TD
EWU: 16, Cage Schenck, Cal Poly, 11/04/23
OPP: 13, Zac Crews, Montana State, 11/11/23

Fumble Recovery for TD (by defense)
EWU: 35, Jaren Banks, NAU, 11/18/23
OPP: 10, B. Cardwell, Oregon, 9/10/22

Blocked Field Goal Returned for TD
EWU: 55, Kedrick Johnson, Nicholls, 12/1/18
OPP: Unknown

Blocked Punt Returned for TD
EWU: 0, Dylan Zylstra, 10/4/14
OPP: 41, Miles Killebrew, Southern Utah, 10/27/12

Interception Return for Defensive PAT
EWU: 94, Jackie Kellogg, Port. St. 10/26/90
OPP: None

Field Goal, 50+ Yards
EWU: 52, Soren McKee, Northern Arizona, 8/29/26
OPP: 51, Matt Blair, UC Davis, 11/10/18

Safety For
EWU: Weber State, 10/25/25 (W, 23-20)
OPP: Cal Poly, 11/04/23 (3x; EWU win 48-13)

Red = achieved in most recent game
Bold = achieved this season

RECORD VS. RANKED FCS

Overall vs. FCS ranked opponents: 66-91
21-59 vs. Top 10 / 10-46 vs. Top 5 / 2-8 vs. No. 1

Since 2010 vs. FCS ranked opponents: 37-35
12-24 vs. Top 10 / 5-18 vs. Top 5 / 0-2 vs. No. 1

Under Head Coach Aaron Best: 12-26

2026 (0-1)
#24/25 Northern Arizona 34, EWU 27 (Flagstaff) L
#11/12 South Dakota 41, EWU 23 (Vermillion) L

2025 (1-3)
#4/5 UIW 31, EWU 21(San Antonio) L
#4/#6 Montana State, 57, EWU 3(Bozeman) L
#24/NR EWU 21, Idaho 14 (Cheney) W
#2 Montana 29, EWU 24 (Missoula) L

2024 (1-4)
#8 Montana 52, EWU 49, (Cheney, Wash.) L
EWU 35, #18 Sacramento St. 28 (Sacramento, Calif.) W
#6 UC Davis 48, EWU 38 (Cheney, Wash.) L
#11 Idaho 38, EWU 28 (Moscow, Idaho) L
#2 Montana State, 42, EWU 28 (Cheney, Wash.) L

2023 (2-3)
EWU 14, #5 Montana State 57 (Bozeman, Mont.) L
#4 Idaho 46, #19 EWU 36 (Cheney, Wash.) L
EWU 27, #15 UC Davis 24 (Davis, Calif.) W
#19 Southeastern Louisiana 29, EWU 40 (Cheney) W
EWU 10, #2 North Dakota State 35 (Minneapolis) L

2022 (0-5)
#16 Montana 63, EWU 7 (Missoula, Mont.) L
#15 Idaho 48, EWU 16 (Moscow, Idaho) L
#5 Sacramento State 52, EWU 28 (Cheney, Wash.) L
#7 Weber State 45, #24 EWU 21 (Ogden, Utah) L
#4 Montana State 35, #15 EWU 38 (Cheney, Wash.) L

2021 (2-2)
*#5 Montana 57, #4 EWU 41 (Missoula, Mont.) L
#7 EWU 38, #6 UC Davis 20 (Davis, Calif.) W
#4 Montana State 23, #5 EWU 20 (Cheney, Wash.) L
#6 EWU 34, #4 Montana 28 (Cheney, Wash.) W

2021-21 (1-1)
*#6 North Dakota State 42, #9 EWU 20 (Fargo, N.D.) L
#9 EWU 32, #11 UC Davis 22 (Davis, Calif.) W

2019 (0-2)
#10 Montana 34, EWU 17 (Missoula, Mont.) L
#17 J'ville State. 49, #4 EWU 45 (Jacksonville, Ala.) L

2018 (5-2)

2017 (0-2)

RECORD IN OVERTIME

11-7 overall (7-3 in 1OT, 2-4 in 2OT, 2-0 in 3OT)

Year	Opponent	Result	
2024	Drake	32-35 (1 OT)	L
2023	at Fresno State	31-34 (2 OT)	L
2021	at UNLV	35-33 (2 OT)	W
2016	at North Dakota State	44-50 (1 OT)	L
2015	Cal Poly	42-41 (1 OT)	W
2011	at Cal Poly	53-51 (3 OT)	W
2011	at Sacramento State	42-35 (1 OT)	W
2010	North Dakota State*	38-31 (1 OT)	W
2004	at Montana State	51-44 (1 OT)	W
2003	at Idaho State	52-55 (2 OT)	L
2001	at Sacramento State	42-35 (1 OT)	W
2001	at Montana	26-29 (2 OT)	L
2000	at Weber State	27-24 (1 OT)	W
1998	Portland State	27-30 (1 OT)	L
1994	Montana State	34-31 (3 OT)	W
1991	at Idaho	34-31 (2 OT)	W
1990	Montana State	25-28 (2 OT)	L
1990	at Idaho State	33-26 (1 OT)	W

*playoff game

RECORD BY UNIFORM COMBO

Record by Uniform Combination (since 2010)
(Helmet-Jersey-Pants)
Red-Red-Red 23-2
Red-White-Red 15-8
Black-Black-Black 19-5
Red-White-White 9-15
Red-Red-White 10-1
Red-White-Black 7-4
Red-Black-Red 7-2
Black-White-Black 7-3
Red-Red-Black 4-3
Black-White-White 3-4
White-White-White 5-7
Red-Black-Black 5-2
Specialty Jerseys (e.g. Military Appreciation) 4-1
Black-Black-White 4-0
White-White-Red 3-3
White-White-Black 2-2
Black-Black-Red 1-1
Black-Red-Black 1-2
White-White-Grey 1-1
White-Red-White 0-4
Red-Grey-Red 1-0
Black-Grey-Black 1-0
Black-Grey-Grey 1-0
White-Black-White 0-1
Black-Red-Red 0-2
Red-Black-White 0-0

SITUATIONAL TEAM RESULTS IN 2026

In games decided by...
3 points or fewer 0-0
7 points or fewer 0-1
14 points or more 0-1
28 points or more 0-0

When gaining...
<400 yards offense 1-1
400+ yards offense 0-1
500+ yards offense 0-0
600+ yards offense 0-0
<100 yards rushing 0-0
100+ yards rushing 1-2
150+ yards rushing 0-0
200+ yards rushing 0-0
<300 yards passing 1-1
300+ yards passing 0-1
400+ yards passing 0-0
500+ yards passing 0-0

When allowing...
<400 yards offense 1-1
400+ yards offense 0-0
500+ yards offense 0-1
600+ yards offense 0-0
<100 yards rushing 1-0
100+ yards rushing 0-0
150+ yards rushing 0-0
200+ yards rushing 0-2
<300 yards passing 1-2
300+ yards passing 0-0
400+ yards passing 0-0
500+ yards passing 0-0
<20 points 0-0
20+ points 1-0
30+ points 0-1
40+ points 0-1
50+ points 0-0

When the Eagles...
Score first 1-1
Score second 0-1
Score <20 points 0-0
Score 20+ 0-2
Score 30+ 1-0
Score 40+ 0-0
Score 50+ 0-0
Lead after Q1 1-1
Lead at half 0-1
Lead after Q3 1-1
Tied after Q1 0-0
Tied at half 0-0
Tied after Q3 0-0
Down after Q1 0-1
Down at half 1-1
Down after Q3 0-1
Win turnover battle 1-0
Tied turnovers 0-0
Lose turnover battle 0-2

Against FCS ranked opponents...
Home 0-0
Away 0-2
Neutral 0-0

EAGLE FOOTBALL BY THE NUMBERS

2010
National Champions (NCAA Div. I-AA)

2
NCAA FCS (or Div. I-AA) Championship Game appearances

15
FCS Playoff berths
(1985, 1992, 1997, 2004, 2005, 2007, 2009, 2010, 2012, 2013, 2014, 2016, 2018, 2020-21, 2021)

10
Big Sky Championships
(1992, 1997, 2004, 2005, 2010, 2013, 2014, 2016, 2018)

24
Winning seasons since 1996
(out of 27)

4
Seasons with the top-ranked offense in the FCS
(1997, 2001, 2019, 2021)

4
Walter Payton Award winners
(FCS Most Outstanding Offensive Player)

2
Buck Buchanan Award winners
(FCS Most Outstanding Defensive Player)

1
Jerry Rice Award winner
(FCS Most Outstanding Freshman)

187
First Team FCS All-America honors
367 combined All-America honors among 95 different players

15
Big Sky Offensive MVP awards
(1997, 2001, 2002, 2004, 2005, 2007, 2009, 2010, 2011, 2013, 2014, 2015, 2016 [2], 2020-21, 2021)

5
Big Sky Defensive MVP awards
(1993, 1997, 2005, 2008, 2010)

8
Big Sky Coach of the Year awards
(1992, 1997, 2001, 2004, 2005, 2012, 2013, 2018)

154
First Team All-Big Sky honors

94
Eagles drafted or signed by NFL or CFL clubs since 1989

10
Participants in the NFL Scouting Combine since 2003

PLAYOFF SUCCESS

In 2021, the Eagles became just the 12th program in history to earn its 15th berth the FCS Playoffs. The Eagles are 16-6 in playoff games played at home (3-7 on the road).

All-time among FCS programs, Eastern ranks:
- **12th** in playoff appearances (9th among current FCS members)
- **t-11th** in playoff wins (t-7th among current members)

Eastern's title in 2010 marks the most recent FCS Championship won by a Big Sky Conference program. Montana (1995, 2001), Montana State (1984) and Idaho State (1981) are the only other Big Sky rivals to ever win an FCS (or I-AA) title.

Among Big Sky conference members in the FCS Playoffs, Eastern Washington ranks:
- **2nd** in appearances
- **2nd** in championships
- **2nd** in wins

EAGLES IN THE NFL DRAFT (18)

PLAYER (EWU)	ROUND	OVR	YEAR	TEAM
Michael Roos, OT (2001-04)	2nd	41st	2005	TEN
Cooper Kupp, WR (2013-16)	3rd	69th	2017	LAR
Samson Ebukam, DE (2013-16)	4th	125th	2017	LAR
Taiwan Jones, RB (2008-10)	4th	125th	2011	OAK
Trent Pollard, OT (1990-93)	5th	132nd	1994	CIN
Bob Picard, WR (1968-72)	6th	132nd	1973	PHI
Matt Johnson, S (2008-11)	4th	135th	2012	DAL
Tom Ackerman, G (1992-95)	5th	145th	1996	NO
Dan Curley, TE (1998-02)	5th	148th	2003	STL
Jeff Mickel, OT (1985-88)	6th	163rd	1989	MIN
Ed Simmons, OT (1983-86)	6th	164th	1987	WSH
Scott Garske, TE (1971-73)	7th	179th	1974	PIT
Lamont Brightful, WR (1998-01)	6th	195th	2001	BAL
Kurt Schulz, DB (1988-91)	7th	195th	1992	BUF
Dick Nearents, OT (1956-58)	18th	205th	1959	GB
Jake Rodgers, OT (2013-14)	7th	225th	2015	ATL
Dave Svendsen, WR (1966-68)	11th	281st	1969	LA
Craig Richardson, WR (1983-96)	11th	298th	1987	KC

EAGLES ON 2026 NFL ROSTERS

Cooper Kupp, Wide Receiver, Seattle Seahawks (EWU 2013-16)
Efton Chism III, Wide Receiver, N.E. Patriots (EWU 2020-24)
Samson Ebukam, Defensive End, Indianapolis Colts (EWU 2013-16)
Kendrick Bourne, Wide Receiver, Arizona Cardinals (2013-17)

STARTERS GAME-BY-GAME

OFFENSE

GAME	LT	LG	C	RG	RT	QB	RB/WR	TE	WR/TE	WR	WR
NAU	Rzany	Johnson	Scott	Gradle	Allen	Bell	Dotson	Stuit	Carlson	Garrett	Branch
UNI	Rzany	Johnson	Scott	Gradle	Allen	Bell	Dotson	Stuit	Carlson	Garrett	Branch
USD	Rzany	Johnson	Scott	Gradle	Allen	Bell	Dotson	Stuit	Lang	Garrett	East
UW											
POLY											
DAVIS											
UNC											
MSU											
UM											
IDAHO											
UT											
PSU											

DEFENSE

GAME	CB	CB	S	S	LB/NKL/DL	LB	LB	DE	DE	DT	DT
NAU	Maxey-Johnson	Marsh	Jenkins	Broussard	Smith	Mayovsky	Anderson	Voigtlaender	Misa	Perez	La'ulu
UNI	Maxey-Johnson	Marsh	Jenkins	Broussard	Smith	Mayovsky	Anderson	Voigtlaender	Radke	Perez	La'ulu
USD	Maxey-Johnson	Marsh	Jenkins	Broussard	Smith	Mayovsky	Roberts	Voigtlaender	Radke	Perez	La'ulu
UW											
POLY											
DAVIS											
UNC											
MSU											
UM											
IDAHO											
UT											
PSU											

STARTING EXPERIENCE

#	Player	Career D-I Starts (2026)
#4	Isaiah Perez	22 (3)
#90	Justis La'ulu	21 (3)
#31	Jaylon Jenkins	18 (3)
#70	Gavin Allen	15 (3)
#67	Mark Johnson	15 (3)
#9	Myles Mayovsky	15 (3)
#25	Ambrose Marsh	14 (3)
#2	Nate Bell	10 (3)
#66	Cole McGovern	9 (0)
#1	Bryce Smith	9 (3)
#0	McKel Broussard	8 (3)
#13	Wesley Garrett	8 (3)
#58	Cole Abarca	5 (0)
#94	Jaden Radke	5 (2)
#12	Dishawn Misa	4 (1)
#5	Samarai Anderson	4 (2)
#6	Jaxon Branch	4 (2)
#7	Malik Dotson	4 (3)
#11	Ben Voigtlaender	4 (3)
#3	Kevin Allen III	3 (0)
#56	Kyle Stahlecker	3 (0)
#73	Dane Gatterman	3 (0)
#57	Michael Gradle	3 (3)
#77	Gabriel Rzany	3 (3)
#44	Kayden Stuit	3 (3)
#75	Dylan Scott	3 (3)
#12	Jake Schakel	2 (0)
#80	Drew Carlson	2 (2)
#10	LJ Roberts	1 (1)
#83	Rylin Lang	1 (1)
#17	Jamai East	1 (1)

TRENDING

Myles Mayovsky
Recorded a tackle in 27 consecutive games
10+ tackles in 2 of last 3 games

Jaylon Jenkins
Has 5 interceptions in last 10 games

Soren McKee
Is 136-for-138 on PATs on his career
Made a field goal in 7 of last 9 games

Nate Bell
2+ passing touchdowns in 3 consecutive games

Bryce Smith
10+ tackles in 2 of last 3 games

Eastern Washington
Has intercepted a pass in 11 of its last 14 games
Has allowed under 300 passing yards in 8-straight games
Has recorded 100+ rushing yards in 3 consecutive games
Recorded 5.0 sacks in 2 of the last 3 games
Has scored a passing touchdown in 10 consecutive games
Has scored a rushing touchdown in 6 consecutive games

CAREER MILESTONES

JoJo Maxey-Johnson
1st career sack at NAU, 8/29/26

Nate Bell
1st career 300+ passing game at NAU, 8/29/26

McKel Broussard
1st career 10+ tackle game, at NAU, 8/29/26

Gauge Larsen
1st career sacks vs. UNI, 9/5/26

Bryce Smith
1st career interception at USD, 9/12/26

Kayden Stuit
1st career touchdown at USD, 9/12/26

SINGLE GAME SUPERLATIVES

Individual career single game performances, listed with most recent qualifying game.

300+ Yard Passing Games
Nate Bell.....1, at NAU, 2026
Jake Schakel ..... 1, at. UM, 2025

400+ Yard Passing Games
Jake Schakel ..... 1, at. UM, 2025

500+ Yard Passing Games
None .....

5+ Passing TD Games
None .....

100+ Yard Rushing Games
Nate Bell.....2, vs. PSU, 2025
Jared Taylor.....2, vs. ISU, 2024

2+ Rushing TD Games
Kevin Allen III.....1, vs. PSU, 2025
Nate Bell..... 3, vs. UNI, 2026
Malik Dotson ..... 1, vs. SLU, 2024
Kaden Rolfsness..... 1, at Cal Poly, 2025

3+ Rushing TD Games
Nate Bell.....1, vs. WIU, 2025
Kaden Rolfsness..... 1, at Cal Poly, 2025

10+ Reception Games
Cole Pruett ..... 1, at UM, 2025

100+ Yard Receiving Games
Cole Pruett ..... 1, at UM, 2025

2+ Receiving TD Games
None .....

3+ Receiving TD Games
None .....

10+ Tackle Games
McKel Broussard .....1, at NAU, 2026
Myles Mayovsky .....3, at UNI, 2026
Bryce Smith .....3, at USD, 2026

2+ Sack Games
Gauge Larsen ..... 1, vs. UNI, 2026
Isaiah Perez..... 1, at Cal Poly, 2025

2+ TFL Games
Gauge Larsen ..... 1, vs. UNI, 2026
Myles Mayovsky .....3, vs. WSU, 2025
Isaiah Perez..... 1, at Cal Poly, 2025
Jaden Radke..... 1, vs. UNI, 2026

2+ Interception Games
None .....

IN THE RECORD BOOK

Current players approaching the top of EWU record categories.

Career Extra Points Made
1..... 212....Roldan Alcobendas..... 2014, 2016-18
2..... 143....Mike Jarrettt.....2009-11
3..... 136 ... Soren McKee 2022-Present
4..... 130....Seth Harrison.....2019-22
5..... 120....Troy Griggs.....1999-01
6..... 100....Eric Stein.....1984-87
7.....95....Felipe Macias.....2007-08
.....95....Josh Atwood.....1996-98

Career Blocked Kicks (Punts, FG, XP)
1.....6....Dylan Ledbetter (6 FG).....2016-19
2.....5 ... Isaiah Perez(4 FG, 1 XP) ... 2023-Present
3.....4....Tyler Jolley (2 FG, 2 XP).....2007-10
.....4....Jackie Kellogg (4 FG).....1990-93
.....4....Mark Puyear (2 FG, 2 XP).....1980-83
6.....3....David Gaylord (3 FG).....2010-12
.....3....Julian Williams (1P, 2 FG).....1997-00
.....3....Chuckie Welch (1 FG, 2 XP).....1990-81

Scoring
1..... 464 ... Cooper Kupp 2013-15
2..... 328 ... Eric Kimble 2002-05
3..... 322 ... Jesse Chatman 1999-01
4. ..... 320 ... Roldan Alcobendas 2014, 2016-18
5..... 286 ... Mike Jarrett 2009-11
6. ..... 258 ... Antoine Custer Jr. 2016-19
7..... 235 ... Soren McKee 2022-Present
8..... 231 ... Troy Griggs 1999-01
9..... 222 ... Taiwan Jones.....2008-10
10..... 218 ... Efton Chism III 2020/21-24
11..... 216 ... Shaq Hill..... 2012-14, 2016
12..... 202 ... Nicholas Edwards 2009-12
13..... 200 ... Brandon Kaufman 2009-12
14..... 198 ... Jovan Griffith 1998-02
15..... 196 ... Jason Cromer 1988-90
16..... 186 ... Eric Stein 1984-87
17..... 180 ... Dennis Merritt 2016-21
..... 180 ... Quincy Forte 2011-14
..... 180 ... Jamie Townsend 1984-88

Field Goals Made
1.....39 ... Jason Cromer 1988-90
2.....37 ... Troy Griggs 1999-01
3.....36 ... Roldan Alcobendas 2014, 2016-18
4.....33 ... Soren McKee 2022-Present
5.....31 ... Mike Jarrett 2009-11
6.....28 ... Josh Atwood.....1996-98
.....28 ... Eric Stein 1984-87
8.....25 ... Seth Harrison.....2019-22
9.....24 ... Alex Lacson 1991-92
10.....19 ... Felipe Macias 2007-08
.....19 ... Dave Marriott 1983-84
12.....17 ... Jimmy Pavel 2011-12

Field Goal Percentage (min. 10 att.)
1..... 91.7 ... Tyler McNannay (11-of-12) 2014-15
2..... 85.0 ... Jimmy Pavel (17-of-20) 2011-12
3..... 83.3 ... Brett Bergstrom (15-of-18) 2004-06
4..... 76.6 ... R. Alcobendas (36-of-47) 2014, 2016-18
5..... 75.0 ... Soren Mckee (33-for-44) ..2022-Present
6..... 69.4 ... Seth Harrison (25-of-36).....2019-22
7..... 67.2 ... Jason Cromer (38-of-58) 1988-90
8..... 66.0 ... Mike Jarrett (31-of-47) 2009-11
9..... 63.6 ... Josh Atwood (28-of-44) 1996-98
10..... 63.3 ... Felipe Macias (19-of-30) 2007-08
..... 63.3 ... Dave Marriott (19-of-30) 1983-84
12..... 62.7 ... Troy Griggs (37-of-59) 1999-01

CAREER SINGLE GAME BESTS (OFFENSE)

PASSING

Passing Attempts
Nate Bell ....47 at NAU, 2026
Kaden Rolfsness .... 42 at POLY, 2025
Jake Schakel.... 43 at UM, 2025

Passing Completions
Nate Bell ....30 at NAU, 2026
Kaden Rolfsness ....23 at Poly, 2025
Jake Schakel.... 63 at UM, 2025

Passing Yards
Nate Bell ....307 at NAU, 2026
Kaden Rolfsness .... 236 at POLY, 2025
Jake Schakel....451 at SAC, 2025

Passing TDs
Nate Bell ....2 (5x) at USD, 2026
Kaden Rolfsness .... 1 at POLY, 2025
Jake Schakel.... 2 (2x) vs. UNC, 2025

Passing Long
Nate Bell ....64 vs WIU, 2025
Kaden Rolfsness .... 25 at POLY, 2025
Jake Schakel.... 35 vs. UNC, 2025

Interceptions
Nate Bell ....2 vs. WIU, 2025
Kaden Rolfsness .... 3 at POLY, 2025
Jake Schakel.... 2 at UM, 2025

RUSHING

Rushing Attempts
Kevin Allen III .... 12 at UM, 2025
Jaxon Bell .... 5 vs. UNI, 2026
Nate Bell .... 23 vs. IDHO, 2025
David Cabrera....1 vs. UNC, 2025
Malik Dotson....17 at UNC, 2024
Wesley Garrett.... 1 (2x) vs. IDHO, 2025
Wilson Medina .... 8 vs. SAC, 2025
Cole Pruett....1 (2x) vs. PSU, 2025
Kaden Rolfsness .... 19 vs. UNC, 2025
Jake Schakel.... 11 at UM, 2025

Rushing Yards
Kevin Allen III ....79 vs. PSU, 2025
Nate Bell ....175 vs. PSU, 2025
Jaxon Bell .... 26 vs. UNI, 2026
David Cabrera.... 4 vs. UNC, 2025
Malik Dotson....125 at UNC, 2024
Wesley Garrett....67 vs. WIU, 2025
Wilson Medina .... 16 vs. SAC, 2025
Cole Pruett.... 7 vs. PSU, 2025
Kaden Rolfsness ....56 at POLY, 2025
Jake Schakel.... 8 at MSU, 2025

Rushing TDs
Kevin Allen .... 2 vs. PSU, 2025
Nate Bell .... 3 (2x) vs. UNI, 2026
Malik Dotson.... 2 at SLU, 2024
Wesley Garrett....1 vs. WIU, 2025
Kaden Rolfsness ....56 at POLY, 2025

Rushing Long
Kevin Allen III ....50 vs. PSU, 2025
Jaxon Bell ....13 (2x) vs. UNI, 2026
Nate Bell .... 54 vs. IDHO, 2025
David Cabrera.... 4 vs. UNC, 2025
Malik Dotson....31 vs ISU, 2024
Wesley Garrett....67 vs. WIU, 2025
Wilson Medina ....56 vs. WIU, 2025
Kaden Rolfsness ....14 vs. POLY, 2025
Cole Pruett.... 7 vs. PSU, 2025
Jake Schakel.... 6 (2x) at UM, 2025

RECEIVING

Receptions
Kevin Allen III .... 5 at UM, 2025
Jaxon Bell .... 2 vs. UNI, 2026
Nate Bell .... 2 at UIW, 2025
Jaxon Branch .... 7 at NAU, 2026
David Cabrera....2 at USD, 2026
Drew Carlson.... 9 at NAU, 2026
Malik Dotson.... 4 vs. Drake, 2024
Jamai East .... 3 vs. UNI, 2026
Sean Embree Jr. ....1 at USD, 2026
Boden Gardner ....1 at MSU, 2025
Wesley Garrett....7 (2x) at NAU, 2026
Rylin Lang ....6 at USD, 2026
Oliver Luebkert ....1 at USD, 2026
Will McKissick.... 2 at NAU, 2026
Wilson Medina .... 4 vs. SAC, 2025
Cole Pruett.... 10 at UM, 2025
Kayden Stuit....2 (2x) at USD, 2026
Zander Turner.... 2 (2x) at UM, 2025

Receiving Yards
Kevin Allen III ....30 at NAU, 2026
Jaxon Bell .... 19 vs. UNI, 2026
Nate Bell ....17, at UIW, 2025
Jaxon Branch ....88 at NAU, 2026
David Cabrera....24 at USD, 2026
Drew Carlson....75 at NAU, 2026
Malik Dotson....49 vs ISU, 2024
Jamai East ....42 at NAU, 2026
Sean Embree Jr. ....12 at USD, 2026
Boden Gardner .... 0 at MSU, 2025
Wesley Garrett....97 at USD, 2026
Rylin Lang ....57 at USD, 2026
Oliver Luebkert ....11 at USD, 2026
Will McKissick....16 at NAU, 2026
Wilson Medina .... 8 vs. SAC, 2025
Cole Pruett.... 133 at UM, 2025
Kayden Stuit.... 18 vs UNI, 2026
Zander Turner.... 14 at UM, 2025

Receiving TDs
Kevin Allen III .... 1 at UM, 2025
Jaxon Branch .... 1 (4x) vs. UNI, 2026
Jamai East .... 1 vs. UNI, 2026
Wesley Garrett....1 (4x) at USD, 2026
Wilson Medina .... 1 vs. SAC, 2025
Cole Pruett.... 1 (3x) UNC, 2025
Kayden Stuit....1 at USD, 2026

Receiving Long
Kevin Allen III ....31 at NAU, 2026
Jaxon Bell .... 14 vs. UNI, 2026
Nate Bell .... 16 at UIW, 2025
Jaxon Branch ....35 vs. WIU, 2025
David Cabrera....16 at USD, 2026
Drew Carlson.... 29 vs. UNC, 2025
Landon Cooper....64 vs. WIU, 2025
Malik Dotson....34 vs ISU, 2024
Jamai East ....22 at NAU, 2026
Sean Embree Jr. ....12 at USD, 2026
Boden Gardner .... 0 at MSU, 2025
Wesley Garrett....44 at UNC, 2024
Rylin Lang ....24 at USD, 2026
Oliver Luebkert ....11 at USD, 2026
Will McKissick.... 14 vs. UNI, 2026
Wilson Medina .... 5 vs. SAC, 2025
Cole Pruett.... 23 at UM, 2025
Kayden Stuit.... 18 vs. UNI, 2026
Zander Turner.... 12 at UM, 2025

Ties indicated with (#x), most recent occurence listed.
Red indicates mark from most recent game.

CAREER SINGLE GAME BESTS (DEFENSE / SPECIAL TEAMS)

TACKLES

Total Tackles

Kevin Allen III ..... 1 at BSU, 2025
Samarai Anderson ..... 9 at NAU, 2026
Nate Bell ..... 1 (2x) at USD, 2026
Bjorn Birmingham ..... 1 (2x) vs. UNC, 2025
Jaxon Branch ..... 1 vs. IDHO, 2025
McKel Broussard ..... 12 at NAU, 2026
Gage Brumfield ..... 2 vs. UNC, 2025
Drew Carlson ..... 1 (2x) at NAU, 2026
Matt Eskridge II ..... 7 at USD, 2026
Boden Gardner ..... 1 (2x) at WSU, 2025
Wesley Garrett ..... 3 vs. UNI, 2026
Dre Greeley ..... 4 vs. WIU, 2025
Jaylon Jenkins ..... 7 (2x) vs, UNI, 2026
Ryan Johnson ..... 1 at NAU, 2026
Rylin Lang ..... 1 (2x) at USD, 2026
Gauge Larsen ..... 5 vs. UNI, 2026
Justis La'ulu ..... 6 vs. IDHO, 2025
Vincent Macaluso ..... 2 at POLY, 2025
Ambrose Marsh ..... 6 (5x) vs. UNI, 2026
JoJo Maxey-Johnson ..... 5 vs. UNI, 2026
Myles Mayovsky ..... 18 at NAU, 2026
Clayton McCarrell ..... 4 at USD, 2026
Dishawn Misa ..... 6 at UIW, 2025
Carson Moore ..... 4 at NAU, 2026
Marcus Nixon ..... 1 vs. UNI, 2026
Isaiah Perez ..... 7 vs. WIU, 2025
Cole Pruett ..... 3 at SLU, 2024
Jaden Radke ..... 6 vs. UNI, 2026
LJ Roberts ..... 5 at USD, 2026
Shea Robertson ..... 3 at USD, 2026
Waylon Romero ..... 1 vs. UNI, 2026
Bryce Smith ..... 14 at NAU, 2026
Kayden Stuit ..... 1 at NAU, 2026
Ben Voigtlaender ..... 6 at NAU, 2026
Jameson Wade ..... 1 at USD, 2026

NEGATIVE PLAYS

Sacks

Samarai Anderson ..... 1 at MSU, 2025
Matt Eskridge II ..... 0.5 vs. UNI, 2026
Gauge Larsen ..... 2 vs. UNI, 2026
Justis La'ulu ..... 0.5 vs. UNI, 2026
Ambrose Marsh ..... 1 at UNI, 2025
JoJo Maxey-Johnson ..... 1 at NAU, 2026
Myles Mayovsky ..... 1 vs WIU, 2025
Dishawn Misa ..... 1 vs. MON, 2024
Isaiah Perez ..... 2.5 at POLY, 2025
Jaden Radke ..... 1.5 vs. UNI, 2026
Bryce Smith ..... 0.5 at UNI, 2025
Ben Voigtlaender ..... 1 at MSU, 2025

Tackles For Loss

Samarai Anderson ..... 1 (5x) at WSU, 2025
McKel Broussard ..... 1 (2x) at USD, 2026
Gage Brumfield ..... 1 at USD, 2026
Matt Eskridge II ..... 0.5 vs. UNI, 2026
Jaylon Jenkins ..... 1 (3x) at USD, 2026
Gauge Larsen ..... 2 vs. UNI, 2026
Justice La'ulu ..... 1 at NAU, 2024
Ambrose Marsh ..... 1 (2x) vs. PSU, 2025
JoJo Maxey-Johnson ..... 1.5 at NAU, 2026
Myles Mayovsky ..... 2 (3x) at WSU, 2025
Clayton McCarrell ..... 1.5 at USD, 2026
Dishawn Misa ..... 1 (3x) at BSU, 2025
Carson Moore ..... 1 at USD, 2026
Isaiah Perez ..... 2.5 at POLY, 2025
Jaden Radke ..... 2 vs. UNI, 2026
Shea Robertson ..... 1 at USD, 2026
LJ Roberts ..... 1.5 at USD, 2026
Bryce Smith ..... 1 vs. WIU, 2025
Ben Voigtlaender ..... 1.5 (2x) at USD, 2026

Interceptions

Samarai Anderson ..... 1 vs. ISU, 2024
McKel Broussard ..... 1 vs. IDHO, 2024
Dre Greeley ..... 1 vs. WIU, 2025
Jaylon Jenkins ..... 1 (6x) NAU, 2026
Ambrose Marsh ..... 1 (3x) at WSU, 2026
JoJo Maxey-Johnson ..... 1 vs. UNC, 2025
Bryce Smith ..... 1 at USD, 2026

Forced Fumbles

Jaylon Jenkins ..... 1 at POLY, 2025
Ambrose Marsh ..... 1 at UNI, 2025
Dishawn Misa ..... 1 at UIW, 2025
Bryce Smith ..... 1 at UIW, 2025

Fumble Recoveries

Samarai Anderson ..... 1 (2x) at POLY, 2025
Wesley Garrett ..... 1 at WSU, 2025

Blocked Kicks

Bryce Smith ..... 1 at UNI, 2025
Isaiah Perez ..... 2 at MSU, 2025

SPECIAL TEAMS

Longest Kick Return

Kevin Allen III ..... 18 at USD, 2026
Jaxon Bell ..... 30 at USD, 2026
Wesley Garrett ..... 20 vs. UNC, 2025
Cole Pruett ..... 30 at POLY, 2025
Jaden Radke ..... 13 at POLY, 2025
Zamarie Tellez ..... 21 vs. UNI, 2026

Longest Punt Return

Jaxon Bell ..... 31 at USD, 2026
Cole Pruett ..... 12 at POLY, 2025

Field Goals Made

Soren McKee ..... 2 (10x) at NAU, 2026

Field Goal Long

Soren McKee ..... 53 at NAU, 2026

Longest Punt

Luke Faccone ..... 57 at UNI, 2026

Punts Inside 20

Luke Faccone ..... 2 (2x) at USD, 2026

Ties indicated with (#x), most recent occurence listed.
Red indicates mark from most recent game

INDIVIDUAL STATS SUMMARY (OFFENSE & SPECIAL TEAMS)

Rushing

Player	gp	att	gain	loss	net	avg	td	lg	avg/g
Nate Bell	3	40	194	35	159	4.0	4	34	53.0
Malik Dotson	3	34	114	3	111	3.3	1	15	37.0
Kevin Allen III	3	16	73	7	66	4.1	0	24	22.0
Jaxon Bell	3	9	55	1	54	6.0	0	13	18.0
Team	3	4	0	5	-5	-1.3	0	0	-1.7
Total	**3**	**103**	**436**	**51**	**385**	**3.7**	**5**	**34**	**128.3**
Opponents	**3**	**117**	**616**	**80**	**536**	**4.6**	**6**	**72**	**178.7**

Passing

Player	gp	effic	comp-att-int	pct	yds	td	lg	avg/g
Nate Bell	3	134.0	74-116-2	63.8	781	6	42	260.3
Total	**3**	**134.0**	**74-116-2**	**63.8**	**781**	**6**	**42**	**260.3**
Opponents	**3**	**150.0**	**51-80-3**	**63.8**	**696**	**5**	**66**	**232.0**

Receiving

Player	gp	no.	yds	avg	td	lg	avg/g
Wesley Garrett	3	17	223	13.1	2	42	74.3
Drew Carlson	2	14	120	8.6	0	16	60.0
Jaxon Branch	2	9	116	12.9	2	20	58.0
Rylin Lang	3	7	64	9.1	0	24	21.3
Jamai East	3	6	70	11.7	1	22	23.3
Kevin Allen III	3	5	46	9.2	0	31	15.3
Malik Dotson	3	3	16	5.3	0	11	5.3
Kayden Stuit	3	3	35	11.7	1	18	11.7
Jaxon Bell	3	3	14	4.7	0	14	4.7
Will McKissick	3	3	30	10.0	0	14	10.0
David Cabrera	3	2	24	12.0	0	16	8.0
Sean Embree Jr.	3	1	12	12.0	0	12	4.0
Oliver Luebkert	1	1	11	11.0	0	11	11.0
Total	**3**	**74**	**781**	**10.6**	**6**	**42**	**260.3**
Opponents	**3**	**51**	**696**	**13.6**	**5**	**66**	**232.0**

Scoring

			PAT						
Player	td	fg	kick	rush	rcv	pass	dxp	saf	pts
Nate Bell	4	-	-	-	-	-	-	-	24
Soren McKee	-	3-3	9-10	-	-	-	-	-	18
Wesley Garrett	2	-	-	-	-	-	-	-	12
Jaxon Branch	2	-	-	-	-	-	-	-	12
Jamai East	1	-	-	-	-	-	-	-	6
Malik Dotson	1	-	-	-	-	-	-	-	6
Kayden Stuit	1	-	-	-	-	-	-	-	6
Total	**11**	**3-3**	**9-10**	**0**	**0**	**0**	**0**	**0**	**84**
Opponents	**12**	**5-6**	**12-12**	**0**	**0**	**0**	**0**	**0**	**99**

Field Goals

Player	fg	pct.	01-19	20-29	30-39	40-49	50-99	lg	blk
Soren McKee	3-3	100.0	0-0	0-0	1-1	1-1	1-1	53	0
Opponents	**5-6**	**83.3**	**0-0**	**3-3**	**2-3**	**0-0**	**0-0**	**36**	**0**

FG Sequence

Team Name	Eastern Wash.	Opponents
Northern Ariz.	(53),(37)	(24),(25)
UNI		(25),36
South Dakota	(40)	(31),(36)

Punt Returns

Player	no.	yds	avg	td	lg
Jaxon Bell	2	35	17.5	0	31
Wesley Garrett	1	0	0.0	0	0
Total	**3**	**35**	**11.7**	**0**	**31**
Opponents	**3**	**10**	**3.3**	**0**	**8**

Interceptions

Player	no.	yds	avg	td	lg
Jaylon Jenkins	1	21	21.0	0	21
Ambrose Marsh	1	0	0.0	0	0
Bryce Smith	1	0	0.0	0	0
Total	**3**	**21**	**7.0**	**0**	**21**
Opponents	**2**	**46**	**23.0**	**0**	**44**

Kick Returns

Player	no.	yds	avg	td	lg
Jaxon Bell	4	95	23.8	0	30
Zamarie Tellez	3	57	19.0	0	21
Kevin Allen III	2	31	15.5	0	18
Total	**9**	**183**	**20.3**	**0**	**30**
Opponents	**6**	**164**	**27.3**	**1**	**100**

Fumbles Recovered

Player	no.	yds	avg	td	lg
Total	**0**	**0**	**0.0**	**0**	**0**
Opponents	**2**	**0**	**0.0**	**0**	**0**

Total Offense

Player	g	plays	rush	pass	total	avg/g
Nate Bell	3	156	159	781	940	313.3
Malik Dotson	3	34	111	0	111	37.0
Kevin Allen III	3	16	66	0	66	22.0
Jaxon Bell	3	9	54	0	54	18.0
Team	3	0	-5	0	-5	-1.7
Total	**3**	**219**	**385**	**781**	**1166**	**388.7**
Opponents	**3**	**197**	**536**	**696**	**1232**	**410.7**

Punting

Player	no.	yds	avg	lg	tb	fc	i20	50+	blk
Luke Faccone	12	532	44.3	57	0	5	4	4	0
Total	**12**	**532**	**44.3**	**57**	**0**	**5**	**4**	**4**	**0**
Opponents	**10**	**436**	**43.6**	**60**	**2**	**2**	**5**	**3**	**0**

Kickoffs

Player	no.	yds	avg	tb	ob	retn	net	ydln
Morgan Dodson	15	924	61.6	8	1			
Total	**15**	**924**	**61.6**	**8**	**1**	**6**	**35.1**	**29**
Opponents	**20**	**1235**	**61.8**	**10**	**1**	**9**	**39.3**	**25**

INDIVIDUAL ALL-PURPOSE YARDAGE

Player	g	rush	rcv	pr	kr	ir	total	avg/g
Wesley Garrett	3	0	223	0	0	0	223	74.3
Jaxon Bell	3	54	14	35	95	0	198	66.0
Nate Bell	3	159	0	0	0	0	159	53.0
Kevin Allen III	3	66	46	0	31	0	143	47.7
Malik Dotson	3	111	16	0	0	0	127	42.3
Drew Carlson	2	0	120	0	0	0	120	60.0
Jaxon Branch	2	0	116	0	0	0	116	58.0
Jamai East	3	0	70	0	0	0	70	23.3
Rylin Lang	3	0	64	0	0	0	64	21.3
Zamarie Tellez	2	0	0	0	57	0	57	28.5
Kayden Stuit	3	0	35	0	0	0	35	11.7
Will McKissick	3	0	30	0	0	0	30	10.0
David Cabrera	3	0	24	0	0	0	24	8.0
Jaylon Jenkins	3	0	0	0	0	21	21	7.0
Sean Embree Jr.	3	0	12	0	0	0	12	4.0
Oliver Luebkert	1	0	11	0	0	0	11	11.0
Team	3	-5	0	0	0	0	-5	-1.7
Total	**3**	**385**	**781**	**35**	**183**	**21**	**1405**	**468.3**
Opponents	**3**	**536**	**696**	**10**	**164**	**46**	**1452**	**484.0**

PASSING GAME-BY-GAME

#2 Nate Bell	Comp	Att	Int	Pct	Yards	TD	Long	Sacked	Effic.
Northern Ariz.	30	47	1	63.8	307	2	31	1-2	128.5
UNI	24	33	0	72.7	257	2	26	1-8	158.1
South Dakota	20	36	1	55.6	217	2	42	5-22	119.0
Totals	**74**	**116**	**2**	**63.8**	**781**	**6**	**42**	**7-32**	**134.0**

RUSHING, RECEIVING & FUMBLES GAME-BY-GAME

Rushing

Player	No-Yds/TD	NAU	UNI	SD
Nate Bell	40-159/4	6-18/1	18-94/3	16-47/0
Malik Dotson	34-111/1	13-46/0	9-13/0	12-52/1
Kevin Allen III	16-66/0	8-47/0	5-9/0	3-10/0
Jaxon Bell	9-54/0	2-12/0	5-26/0	2-16/0

Receiving

Player	No-Yds/TD	NAU	UNI	SD
Wesley Garrett	17-223/2	7-56/1	4-70/0	6-97/1
Drew Carlson	14-120/0	9-75/0	5-45/0	DNP
Jaxon Branch	9-116/2	7-88/1	2-28/1	DNP
Rylin Lang	7-64/0	-	1-7/0	6-57/0
Jamai East	6-70/1	2-42/0	3-24/1	1-4/0
Kevin Allen III	5-46/0	3-30/0	2-16/0	-
Kayden Stuit	3-35/1	-	1-18/0	2-17/1
Will McKissick	3-30/0	2-16/0	1-14/0	-
Malik Dotson	3-16/0	-	3-16/0	-
Jaxon Bell	3-14/0	-	2-19/0	1--5/0
David Cabrera	2-24/0	-	-	2-24/0
Sean Embree Jr.	1-12/0	-	-	1-12/0
Oliver Luebkert	1-11/0	DNP	DNP	1-11/0

TEAM FUMBLES

Player	No-Lost	NAU	UNI	SD
Wesley Garrett	1-1	1-1	-	-
Jaxon Bell	1-1	-	-	1-1

INDIVIDUAL STATS SUMMARY (DEFENSE)

			Tackles				Sacks	Pass defense			Fumbles		blkd	
##	Player	gp	ua	a	tot	tfl/yds	no-yds	int-yds	brup	qbh	fr-yds	ff	kick	saf
9	Myles Mayovsky	3	8	25	33	1-0	.	.	.	1	.	.	.	.
1	Bryce Smith	3	15	15	30	.	.	1-0	3	.	.	.	.	.
0	McKel Broussard	3	10	11	21	1.5-4	.	.	1	.	.	.	.	.
11	Ben Voigtlaender	3	3	11	14	2.5-4	.	.	1	3	.	.	.	.
31	Jaylon Jenkins	3	11	3	14	1-3	.	1-21	2	.	.	.	.	.
8	Ambrose Marsh	3	7	6	13	.	.	1-0	1	1	.	.	.	.
33	Matt Eskridge II	3	6	5	11	0.5-6	0.5-6	.	1	.	.	.	.	.
5	Samarai Anderson	2	1	9	10	.	.	.	.	.	.	.	.	.
34	Jojo Maxey-Johnson	3	6	3	9	1.5-6	1-5	.	.	.	.	.	.	.
10	LJ Roberts	3	7	2	9	1.5-2	.	.	1	1	.	.	.	.
94	Jaden Radke	3	2	6	8	2-7	1.5-6	.	.	1	.	.	.	.
4	Isaiah Perez	3	2	5	7	2.5-13	0.5-5	.	1	1	.	.	.	.
53	Carson Moore	3	2	5	7	1-1	.	.	.	.	.	.	.	.
59	Clayton McCarrell	2	2	4	6	1.5-4	.	.	.	.	.	.	.	.
99	Gauge Larsen	1	2	3	5	2-22	2-22	.	.	.	.	.	.	.
13	Wesley Garrett	3	2	1	3	.	.	.	.	.	.	.	.	.
12	Dishawn Misa	2	1	2	3	0.5-1	.	.	.	.	.	.	.	.
45	Shea Robertson	2	2	1	3	1-2	.	.	.	.	.	.	.	.
51	Gage Brumfield	2	1	1	2	0.5-2	.	.	.	.	.	.	.	.
83	Rylin Lang	3	1	1	2	.	.	.	.	.	.	.	.	.
90	Justis La'ulu	3	.	1	1	0.5-2	0.5-2	.	1	1	.	.	.	.
2	Nate Bell	3	1	.	1	.	.	.	.	.	.	.	.	.
37	Vincent Macaluso	1	.	1	1	.	.	.	.	.	.	.	.	.
95	Waylon Romero	2	.	1	1	.	.	.	.	.	.	.	.	.
44	Kayden Stuit	3	1	.	1	.	.	.	.	.	.	.	.	.
80	Drew Carlson	2	.	1	1	.	.	.	.	.	.	.	.	.
23	Marcus Nixon	3	1	.	1	.	.	.	.	.	.	.	.	.
42	Ryan Johnson	3	.	1	1	.	.	.	.	.	.	.	.	.
46	Jameson Wade	1	1	.	1	.	.	.	.	.	.	.	.	.
26	Deuce Carr	1	.	.	.	.	.	.	1	.	.	.	.	.
16	Soren McKee	3	.	.	.	.	.	.	.	.	.	.	.	.
	Totals	**3**	**95**	**124**	**219**	**21-79**	**6-46**	**3-21**	**13**	**9**	**0-0**	**0**	**0**	**0**
	Opponents	3	111	92	203	19-57	7-32	2-46	10	12	2-0	1	1	0

TOTAL TACKLES GAME-BY-GAME

Player	S-A	Total	NAU	UNI	SD
Myles Mayovsky	8-25	33	1-17	3-7	4-1
Bryce Smith	15-15	30	4-10	1-2	10-3
McKel Broussard	10-11	21	4-8	3-2	3-1
Jaylon Jenkins	11-3	14	0-2	6-1	5-0
Ben Voigtlaender	3-11	14	1-5	0-4	2-2
Ambrose Marsh	7-6	13	2-4	4-2	1-0
Matt Eskridge II	6-5	11	-	1-3	5-2
Samarai Anderson	1-9	10	1-8	0-1	DNP
LJ Roberts	7-2	9	-	3-1	4-1
JoJo Maxey-Johnson	6-3	9	2-1	3-2	1-0
Jaden Radke	2-6	8	0-1	2-4	0-1
Isaiah Perez	2-5	7	1-2	0-2	1-1
Carson Moore	2-5	7	1-3	0-2	1-0
Clayton McCarrell	2-4	6	DNP	0-2	2-2
Gauge Larsen	2-3	5	DNP	2-3	DNP
Wesley Garrett	2-1	3	-	2-1	-
Shea Robertson	2-1	3	-	DNP	2-1
Dishawn Misa	1-2	3	0-2	DNP	1-0
Gage Brumfield	1-1	2	1-0	DNP	0-1
Rylin Lang	1-1	2	-	0-1	1-0
Nate Bell	1-0	1	-	-	1-0
Marcus Nixon	1-0	1	-	1-0	-
Kayden Stuit	1-0	1	1-0	-	-
Jameson Wade	1-0	1	DNP	DNP	1-0
Vincent Macaluso	0-1	1	0-1	DNP	DNP
Ryan Johnson	0-1	1	0-1	-	-
Drew Carlson	0-1	1	0-1	-	DNP
Justis La'ulu	0-1	1	-	0-1	-
Waylon Romero	0-1	1	-	0-1	DNP

SACKS GAME-BY-GAME

Player	UA-A	Total	NAU	UNI	SD
Gauge Larsen	2-0	2	DNP	2-22	DNP
Jaden Radke	1-1	1.5	-	1.5-6	-
JoJo Maxey-Johnson	1-0	1	1-5	-	-
Isaiah Perez	0-1	0.5	-	0.5-5	-
Matt Eskridge II	0-1	0.5	-	0.5-6	-
Justis La'ulu	0-1	0.5	-	0.5-2	-

TACKLES FOR LOSS GAME-BY-GAME

Player	UA-A	Total	NAU	UNI	SD
Isaiah Perez	1-3	2.5	0.5-2	1.0-5	1.0-6
Ben Voigtlaender	1-3	2.5	-	1.0-2	1.5-2
Gauge Larsen	2-0	2.0	DNP	2.0-22	DNP
Jaden Radke	1-2	2.0	-	2.0-7	-
McKel Broussard	1-1	1.5	0.5-1	-	1.0-3
LJ Roberts	1-1	1.5	-	-	1.5-2
JoJo Maxey-Johnson	1-1	1.5	1.5-6	-	-
Clayton McCarrell	1-1	1.5	DNP	-	1.5-4
Jaylon Jenkins	1-0	1.0	-	-	1.0-3
Shea Robertson	1-0	1.0	-	DNP	1.0-2
Carson Moore	1-0	1.0	-	-	1.0-1
Myles Mayovsky	0-2	1.0	1.0-0	-	-
Dishawn Misa	0-1	0.5	0.5-1	DNP	-
Matt Eskridge II	0-1	0.5	-	0.5-6	-
Gage Brumfield	0-1	0.5	-	DNP	0.5-2
Justis La'ulu	0-1	0.5	-	0.5-2	-

FUMBLES FORCED & RECOVERED GAME-BY-GAME

Fumbles Forced

Player	Number	NAU	UNI	SD

Fumbles Recovered

Player	Number	NAU	UNI	SD

PARTICIPATION

##	Player	GP-GS	MAU	UNI	SD
0	McKel Broussard	3/3	START	START	START
1	Bryce Smith	3/3	START	START	START
2	Nate Bell	3/3	START	START	START
3	Kevin Allen III	3/0	XXX	XXX	XXX
4	Isaiah Perez	3/3	START	START	START
5	Samarai Anderson	2/2	START	START	...
6	Jaxon Branch	2/2	START	START	...
7	Malik Dobson	3/3	START	START	START
8	Ambrose Marsh	3/3	START	START	START
9	Myles Mayovsky	3/3	START	START	START
10	LJ Roberts	3/1	XXX	XXX	START
10	Kaden Rolfsness	1/0	XXX	...	...
11	Ben Voigtlaender	3/3	START	START	START
11	Brady Annett	1/0	XXX	...	...
12	Dishawn Misa	2/1	START	...	XXX
12	Jake Schakel	1/0	XXX	...	...
13	Bjorn "B" Birmingham Jr.	0/0	...	...	...
13	Wesley Garrett	3/3	START	START	START
14	David Cabrera	3/0	XXX	XXX	XXX
15	Boden Gardner	0/0	...	...	...
16	Soren McKee	3/0	XXX	XXX	XXX
17	Jamai East	3/1	XXX	XXX	START
18	Cole Pruett	0/0	...	...	...
19	Sean Embree Jr.	3/0	XXX	XXX	XXX
20	Dre Greeley	0/0	...	...	...
21	Messiah Washington	0/0	...	...	...
22	Wilson Medina	2/0	XXX	...	XXX
23	Marcus Nixon	3/0	XXX	XXX	XXX
24	CJ Bozeman	0/0	...	...	...
25	Landen Kahai	0/0	...	...	...
25	Israel Robles	0/0	...	...	...
26	Deuce Carr	1/0	...	...	XXX
26	Demarkus Barnes	1/0	XXX	...	...
27	Steven Lee Jr.	0/0	...	...	...
29	Jaxon Bell	3/0	XXX	XXX	XXX
30	JT Taylor Jr.	0/0	...	...	...
30	Bennett Juve	1/0	...	...	XXX
31	Jaylon Jenkins	3/3	START	START	START
32	Jordan Pierro	0/0	...	...	...
33	Matt Eskridge II	3/0	XXX	XXX	XXX
34	JoJo Maxey-Johnson	3/3	START	START	START
35	Israel Nabors	0/0	...	...	...
36	Jayden Woodland	1/0	...	XXX	...
37	Vincent Macaluso	1/0	XXX	...	...
38	Seanje Finister	3/0	XXX	XXX	XXX
39	Cameron Gilhuber	0/0	...	...	...
40	Deville Warner	0/0	...	...	...
42	Ryan Johnson	3/0	XXX	XXX	XXX
43	Jax Madden	0/0	...	...	...
44	Kayden Stuit	3/3	START	START	START
45	Shea Robertson	2/0	XXX	...	XXX
46	Jameson Wade	1/0	...	...	XXX
47	Zamarie Tellez	2/0	XXX	XXX	...
48	Jordan Rife	0/0	...	...	...
49	Kamden Segall	0/0	...	...	...
51	Gage Brumfield	2/0	XXX	...	XXX
52	Bennett Nield	3/0	XXX	XXX	XXX
53	Carson Moore	3/0	XXX	XXX	XXX
54	Drew Van Nuys	1/0	XXX	...	...
56	Kyle Stahlecker	1/0	...	...	XXX

PARTICIPATION (CONT.)

##	Player	GP-GS	NAU	UNI	SD
57	Michael Gradle	3/3	START	START	START
58	Cole Abarca	0/0	...	...	...
59	Clayton McCarrell	2/0	...	XXX	XXX
61	Andrew Langer	0/0	...	...	...
63	Henry Hatada	0/0	...	...	...
64	Brady Ackerman	0/0	...	...	...
65	Simione Olakauatu	0/0	...	...	...
66	Cole McGovern	3/0	XXX	XXX	XXX
67	Mark Johnson	3/3	START	START	START
70	Gavin Allen	3/3	START	START	START
72	Jackson Ritchie	0/0	...	...	...
73	Dane Gatterman	0/0	...	...	...
74	Nick Savage	0/0	...	...	...
75	Dylan Scott	3/3	START	START	START
76	Ted Kuhrau	0/0	...	...	...
77	Gabriel Rzany	3/3	START	START	START
78	Nathan Cervantes	0/0	...	...	...
79	Blake Speer	0/0	...	...	...
80	Drew Carlson	2/2	START	START	...
81	Trenton Swanson	0/0	...	...	...
82	Zander Turner	0/0	...	...	...
83	Rylin Lang	3/1	XXX	XXX	START
85	Will McKissick	3/0	XXX	XXX	XXX
86	Will Hook	1/0	...	...	XXX
87	Joe Gallagher	0/0	...	...	...
88	Giulio Banchero	0/0	...	...	...
88	Michael Zapata	0/0	...	...	...
89	Oliver Luebkert	1/0	...	...	XXX
89	Grady Westlund	0/0	...	...	...
90	Justis La'ulu	3/3	START	START	START
91	Morgan Dodson	3/0	XXX	XXX	XXX
92	Silas Stewman	0/0	...	...	...
93	Ben Tamelfuna	0/0	...	...	...
94	Jaden Radke	3/2	XXX	START	START
95	Waylon Romero	2/0	XXX	XXX	...
97	Luke Faccone	3/0	XXX	XXX	XXX
97	Cody Gasseling	0/0	...	...	...
98	Tyson Wurzer	0/0	...	...	...
98	Jaice Tupea	1/0	...	XXX	...
99	Gauge Larsen	1/0	...	XXX	...

TEAM STATS SUMMARY

Scoring	84	99
Points per game	28.0	33.0
Points Off Turnovers	7	17
First Downs	72	68
Rushing	27	31
Passing	40	30
Penalty	5	7
Rushing Yardage	385	536
Yards gained rushing	436	616
Yards lost rushing	51	80
Rushing attempts	103	117
Average per rush	3.7	4.6
Average per game	128.3	178.7
TDs Rushing	5	6
Passing Yardage	781	696
Comp-Att-Int	74-116-2	51-80-3
Average per pass	6.7	8.7
Average per catch	10.6	13.6
Average per game	260.3	232.0
TDs Passing	6	5
Total offense	1166	1232
Total plays	219	197
Average per play	5.3	6.3
Average per game	388.7	410.7
Kick returns: #-Yards	9-183	6-164
Punt returns: #-Yards	3-35	3-10
Int returns: #-Yards	3-21	2-46
Kick return average	20.3	27.3
Punt return average	11.7	3.3
Int return average	7.0	23.0
Fumbles-Lost	2-2	1-0
Penalties-Yards	23-185	15-128
Average per game	61.7	42.7
Punts-Yards	12-532	10-436
Average per punt	44.3	43.6
Net punt average	43.5	36.1
Kickoffs-Yards	15-924	20-1235
Average per kick	61.6	61.8
Net kick average	35.1	39.3
Time of possession / game	27:10	32:50
3rd-down conversion	19/41	17/37
3rd-down pct	46%	46%
4th-down conversion	3/5	2/3
4th-down pct	60%	67%
Sacks by-Yards	6-46	7-32
Misc Yards	0	0
Touchdowns scored	11	12
Field goals - attempts	3-3	5-6
On-Side kicks	1-2	0-0
Red-zone scores	(10-11) 91%	(12-14) 86%
Red-zone touchdowns	(9-11) 82%	(7-14) 50%
PAT-attempts	(9-10) 90%	(12-12) 100%
2-point conversion-attempts	(0-1) 0%	(0-0) 0%
Attendance	4389	15759
Games / Avg per game	1/4389	2/7880
Neutral site games	-	0/0

Score by Periods

Team	1st	2nd	3rd	4th	OT	TOT
Eastern Wash.	23	24	14	23	0	84
Opponents	20	38	17	24	0	99

EWU TEAM STATS GAME-BY-GAME

		Rushing				Receiving				Passing				Kick Returns				Punt Returns				tot
Date	Opponent	no.	yds	td	lg	no.	yds	td	lg	cmp-att-int	yds	td	lg	no.	yds	td	lg	no.	yds	td	lg	off
08/29/2026	at Northern Ariz.	30	122	1	24	30	307	2	31	30-47-1	307	2	31	0	0	0	0	1	0	0	0	429
09/05/2026	UNI	40	138	3	34	24	257	2	26	24-33-0	257	2	26	3	57	0	21	1	4	0	4	395
09/12/2026	at South Dakota	33	125	1	24	20	217	2	42	20-36-1	217	2	42	6	126	0	30	1	31	0	31	342
Eastern Wash.		**103**	**385**	**5**	**34**	**74**	**781**	**6**	**42**	**74-116-2**	**781**	**6**	**42**	**9**	**183**	**0**	**30**	**3**	**35**	**0**	**31**	**1166**
Opponents		**117**	**536**	**6**	**72**	**51**	**696**	**5**	**66**	**51-80-3**	**696**	**5**	**66**	**6**	**164**	**1**	**100**	**3**	**10**	**0**	**8**	**1232**

Eastern Wash. Averages

Games	Avg/ rush	Avg/ catch	Pass effic	KR avg	PR avg	All purpose avg/game	Total offense avg/game
9	3.7	10.6	134.0	20.3	11.7	468.9	368.7

		Tackles				Sacks	Fumble		Pass Defense			blkd	PAT attempts			off		
Date	Opponent	ua	a	total	tfl-yds	no-yds	ff	fr-yds	int-yds	qbh	brup	kick	kick	rush	rcv	saf	t/o	pts
08/29/2026	at Northern Ariz.	19	66	85	4.0-10	1-5	0	0-0	1-21	2	5	0	3-3	0	0	0	7	27
09/05/2026	UNI	31	42	73	7.0-44	5-41	0	0-0	1-0	5	4	0	4-5	0	0	0	0	34
09/12/2026	at South Dakota	45	16	61	10.0-25	0-0	0	0-0	1-0	2	4	0	2-2	0	0	0	0	23
Eastern Wash.		**95**	**124**	**219**	**21.0-79**	**6-46**	**0**	**0-0**	**3-21**	**9**	**13**	**0**	**9-10**	**0**	**0**	**0**	**7**	**84**
Opponents		**111**	**92**	**203**	**19.0-57**	**7-32**	**1**	**2-0**	**2-46**	**12**	**10**	**1**	**12-12**	**0**	**0**	**0**	**17**	**99**

		Punting									Field Goals			Kickoffs				
Date	Opponent	no.	yds	avg	long	blkd	tb	fc	50+	i20	md-att	long	blkd	no.	yds	avg	tb	ob
08/29/2026	at Northern Ariz.	3	130	43.3	52	0	0	2	1	2	2-2	53	0	6	389	64.8	4	0
09/05/2026	UNI	3	143	47.7	57	0	0	0	2	0	0-0	0	0	6	378	63.0	3	1
09/12/2026	at South Dakota	6	259	43.2	51	0	0	3	1	2	1-1	40	0	3	157	52.3	1	0
Eastern Wash.		**12**	**532**	**44.3**	**57**	**0**	**0**	**5**	**4**	**4**	**3-3**	**53**	**0**	**15**	**924**	**61.6**	**8**	**1**
Opponents		**10**	**436**	**43.6**	**60**	**0**	**2**	**2**	**3**	**5**	**5-6**	**36**	**0**	**20**	**1235**	**61.8**	**10**	**1**

TEAM GAME HIGHS

Eastern Wash. - Game Highs

RUSHES	40	UNI (09/05/2026)
YARDS RUSHING	138	UNI (09/05/2026)
YARDS PER RUSH	4.1	at Northern Ariz. (08/29/2026)
TD RUSHES	3	UNI (09/05/2026)
PASS ATTEMPTS	47	at Northern Ariz. (08/29/2026)
PASS COMPLETIONS	30	at Northern Ariz. (08/29/2026)
YARDS PASSING	307	at Northern Ariz. (08/29/2026)
YARDS PER PASS	7.8	UNI (09/05/2026)
TD PASSES	2	at South Dakota (09/12/2026)
	2	UNI (09/05/2026)
	2	at Northern Ariz. (08/29/2026)
TOTAL PLAYS	77	at Northern Ariz. (08/29/2026)
TOTAL OFFENSE	429	at Northern Ariz. (08/29/2026)
YARDS PER PLAY	5.6	at Northern Ariz. (08/29/2026)
POINTS	34	UNI (09/05/2026)
SACKS BY	5	UNI (09/05/2026)
FIRST DOWNS	27	UNI (09/05/2026)
PENALTIES	10	UNI (09/05/2026)
PENALTY YARDS	107	UNI (09/05/2026)
TURNOVERS	2	at South Dakota (09/12/2026)
	2	at Northern Ariz. (08/29/2026)
PUNTS	6	at South Dakota (09/12/2026)
PUNTING AVG	47.7	UNI (09/05/2026)
LONG PUNT	57	UNI (09/05/2026)
PUNTS INSIDE 20	2	at South Dakota (09/12/2026)
	2	at Northern Ariz. (08/29/2026)
LONG PUNT RETURN	31	at South Dakota (09/12/2026)

Eastern Wash. - Game Lows

RUSHES	30	at Northern Ariz. (08/29/2026)
YARDS RUSHING	122	at Northern Ariz. (08/29/2026)
YARDS PER RUSH	3.5	UNI (09/05/2026)
TD RUSHES	1	at South Dakota (09/12/2026)
	1	at Northern Ariz. (08/29/2026)
PASS ATTEMPTS	33	UNI (09/05/2026)
PASS COMPLETIONS	20	at South Dakota (09/12/2026)
YARDS PASSING	217	at South Dakota (09/12/2026)
YARDS PER PASS	6.0	at South Dakota (09/12/2026)
TD PASSES	2	at South Dakota (09/12/2026)
	2	UNI (09/05/2026)
	2	at Northern Ariz. (08/29/2026)
TOTAL PLAYS	69	at South Dakota (09/12/2026)
TOTAL OFFENSE	342	at South Dakota (09/12/2026)
YARDS PER PLAY	5.0	at South Dakota (09/12/2026)
POINTS	23	at South Dakota (09/12/2026)
SACKS BY	0	at South Dakota (09/12/2026)
FIRST DOWNS	19	at South Dakota (09/12/2026)
PENALTIES	6	at Northern Ariz. (08/29/2026)
PENALTY YARDS	38	at Northern Ariz. (08/29/2026)
INTERCEPTIONS BY	1	at South Dakota (09/12/2026)
	1	UNI (09/05/2026)
	1	at Northern Ariz. (08/29/2026)
PUNTS	3	UNI (09/05/2026)
	3	at Northern Ariz. (08/29/2026)
PUNTING AVG	43.2	at South Dakota (09/12/2026)
LONG PUNT	51	at South Dakota (09/12/2026)
PUNTS INSIDE 20	0	UNI (09/05/2026)
LONG PUNT RETURN	0	at Northern Ariz. (08/29/2026)

TEAM GAME LOWS

Eastern Wash. - Game Lows

RUSHES	30	at Northern Ariz. (08/29/2026)
YARDS RUSHING	122	at Northern Ariz. (08/29/2026)
YARDS PER RUSH	3.5	UNI (09/05/2026)
TD RUSHES	1	at South Dakota (09/12/2026)
	1	at Northern Ariz. (08/29/2026)
PASS ATTEMPTS	33	UNI (09/05/2026)
PASS COMPLETIONS	20	at South Dakota (09/12/2026)
YARDS PASSING	217	at South Dakota (09/12/2026)
YARDS PER PASS	6.0	at South Dakota (09/12/2026)
TD PASSES	2	at South Dakota (09/12/2026)
	2	UNI (09/05/2026)
	2	at Northern Ariz. (08/29/2026)
TOTAL PLAYS	69	at South Dakota (09/12/2026)
TOTAL OFFENSE	342	at South Dakota (09/12/2026)
YARDS PER PLAY	5.0	at South Dakota (09/12/2026)
POINTS	23	at South Dakota (09/12/2026)
SACKS BY	0	at South Dakota (09/12/2026)
FIRST DOWNS	19	at South Dakota (09/12/2026)
PENALTIES	6	at Northern Ariz. (08/29/2026)
PENALTY YARDS	38	at Northern Ariz. (08/29/2026)
INTERCEPTIONS BY	1	at South Dakota (09/12/2026)
	1	UNI (09/05/2026)
	1	at Northern Ariz. (08/29/2026)
PUNTS	3	UNI (09/05/2026)
	3	at Northern Ariz. (08/29/2026)
PUNTING AVG	43.2	at South Dakota (09/12/2026)
LONG PUNT	51	at South Dakota (09/12/2026)
PUNTS INSIDE 20	0	UNI (09/05/2026)
LONG PUNT RETURN	0	at Northern Ariz. (08/29/2026)

Opponent - Game Lows

RUSHES	35	UNI (09/05/2026)
YARDS RUSHING	63	UNI (09/05/2026)
YARDS PER RUSH	1.8	UNI (09/05/2026)
TD RUSHES	1	at Northern Ariz. (08/29/2026)
PASS ATTEMPTS	25	at South Dakota (09/12/2026)
PASS COMPLETIONS	15	at Northern Ariz. (08/29/2026)
YARDS PASSING	164	at Northern Ariz. (08/29/2026)
YARDS PER PASS	6.1	at Northern Ariz. (08/29/2026)
TD PASSES	0	UNI (09/05/2026)
TOTAL PLAYS	63	UNI (09/05/2026)
TOTAL OFFENSE	350	UNI (09/05/2026)
YARDS PER PLAY	5.4	at Northern Ariz. (08/29/2026)
POINTS	24	UNI (09/05/2026)
SACKS BY	1	UNI (09/05/2026)
	1	at Northern Ariz. (08/29/2026)
FIRST DOWNS	22	at Northern Ariz. (08/29/2026)
PENALTIES	4	at South Dakota (09/12/2026)
PENALTY YARDS	25	at South Dakota (09/12/2026)
INTERCEPTIONS BY	0	UNI (09/05/2026)
PUNTS	2	UNI (09/05/2026)
PUNTING AVG	43.0	at South Dakota (09/12/2026)
LONG PUNT	52	UNI (09/05/2026)
PUNTS INSIDE 20	1	at South Dakota (09/12/2026)
LONG PUNT RETURN	0	at South Dakota (09/12/2026)

INDIVIDUAL GAME HIGHS

Eastern Wash. - Individual Game Highs

RUSHES	18	Nate Bell vs UNI (09/05/2026)
YARDS RUSHING	94	Nate Bell vs UNI (09/05/2026)
TD RUSHES	3	Nate Bell vs UNI (09/05/2026)
LONG RUSH	34	Nate Bell vs UNI (09/05/2026)
PASS ATTEMPTS	47	Nate Bell at Northern Ariz. (08/29/2026)
PASS COMPLETIONS	30	Nate Bell at Northern Ariz. (08/29/2026)
YARDS PASSING	307	Nate Bell at Northern Ariz. (08/29/2026)
TD PASSES	2	Nate Bell at South Dakota (09/12/2026)
	2	Nate Bell vs UNI (09/05/2026)
	2	Nate Bell at Northern Ariz. (08/29/2026)
LONG PASS	42	Nate Bell at South Dakota (09/12/2026)
RECEPTIONS	9	Drew Carlson at Northern Ariz. (08/29/2026)
YARDS RECEIVING	97	Wesley Garrett at South Dakota (09/12/2026)
TD RECEPTIONS	1	Wesley Garrett at South Dakota (09/12/2026)
	1	Kayden Stuit at South Dakota (09/12/2026)
	1	Jamai East vs UNI (09/05/2026)
	1	Jaxon Branch vs UNI (09/05/2026)
	1	Wesley Garrett at Northern Ariz. (08/29/2026)
	1	Jaxon Branch at Northern Ariz. (08/29/2026)
LONG RECEPTION	42	Wesley Garrett at South Dakota (09/12/2026)
PUNTS	6	Luke Faccone at South Dakota (09/12/2026)
PUNTING AVG	47.7	Luke Faccone vs UNI (09/05/2026)
LONG PUNT	57	Luke Faccone vs UNI (09/05/2026)
PUNTS INSIDE 20	2	Luke Faccone at South Dakota (09/12/2026)
	2	Luke Faccone at Northern Ariz. (08/29/2026)
LONG PUNT RETURN	31	Jaxon Bell at South Dakota (09/12/2026)
LONG KICKOFF RETURN	30	Jaxon Bell at South Dakota (09/12/2026)
TACKLES	18	Myles Mayovsky at Northern Ariz. (08/29/2026)
SACKS	2	Gauge Larsen vs UNI (09/05/2026)
TACKLES FOR LOSS	2	Jaden Radke vs UNI (09/05/2026)
	2	Gauge Larsen vs UNI (09/05/2026)

INDIVIDUAL GAME HIGHS

Opponent - Individual Game Highs

RUSHES	21	Quran Gossett at Northern Ariz. (08/29/2026)
YARDS RUSHING	138	Charles Pierre Jr. at South Dakota (09/12/2026)
TD RUSHES	3	Jaxon Dailey vs UNI (09/05/2026)
LONG RUSH	72	Charles Pierre Jr. at South Dakota (09/12/2026)
PASS ATTEMPTS	28	Jaxon Dailey vs UNI (09/05/2026)
PASS COMPLETIONS	20	Jaxon Dailey vs UNI (09/05/2026)
YARDS PASSING	287	Jaxon Dailey vs UNI (09/05/2026)
TD PASSES	3	Austyn Modrzewski at South Dakota (09/12/2026)
LONG PASS	66	Austyn Modrzewski at South Dakota (09/12/2026)
RECEPTIONS	7	Jeter Purdy at Northern Ariz. (08/29/2026)
YARDS RECEIVING	120	Tennel Bryant at South Dakota (09/12/2026)
TD RECEPTIONS	2	Tennel Bryant at South Dakota (09/12/2026)
LONG RECEPTION	66	Tennel Bryant at South Dakota (09/12/2026)
FIELD GOALS	2	Bohdie Ing at South Dakota (09/12/2026)
	2	Francisco Orduno Jr. at Northern Ariz. (08/29/2026)
LONG FIELD GOALS	36	Bohdie Ing at South Dakota (09/12/2026)
PUNTS	3	Brook Honore Jr. at South Dakota (09/12/2026)
	3	Sebastian Miles at Northern Ariz. (08/29/2026)
PUNTING AVG	51.7	Sebastian Miles at Northern Ariz. (08/29/2026)
LONG PUNT	60	Sebastian Miles at Northern Ariz. (08/29/2026)
PUNTS INSIDE 20	2	Logan Gregory vs UNI (09/05/2026)
LONG PUNT RETURN	8	Ian Collins vs UNI (09/05/2026)
LONG KICKOFF RETURN	100	Lindsey Graves at Northern Ariz. (08/29/2026)
TACKLES	11	John Powers vs UNI (09/05/2026)
SACKS	2	Nathan Laperi at South Dakota (09/12/2026)
TACKLES FOR LOSS	2	Gabriel Hardman at South Dakota (09/12/2026)
	2	Nathan Laperi at South Dakota (09/12/2026)
	2	Kolben Miller vs UNI (09/05/2026)
INTERCEPTIONS	1	Ethan Carrier at South Dakota (09/12/2026)
	1	Jahaad Fort at Northern Ariz. (08/29/2026)

RED ZONE STATISTICS

Eastern Wash. Inside Opponent Red-Zone

Date	Opponent		Score	Times In RZ	Times Scored	Total Pts	TDs	Rush TDs	Pass TDs	FGs Made	Failed to score inside RZ FGA	Down	Int	Fumb	Half	Game
08/29/2026	at Northern Ariz.	L	27-34	5	4	24	3	1	2	1	1	1	0	0	0	0
09/05/2026	UNI	W	34-24	4	4	28	4	2	2	0	0	0	0	0	0	0
09/12/2026	at South Dakota	L	23-41	2	2	13	2	1	1	0	0	0	0	0	0	0
	Totals 10 of 11 (90.9%)			**11**	**10**	**65**	**9**	**4**	**5**	**1**	**1**	**1**	**0**	**0**	**0**	**0**

Opponents Inside Eastern Wash. Red-Zone

Date	Opponent		Score	Times In RZ	Times Scored	Total Pts	TDs	Rush TDs	Pass TDs	FGs Made	Failed to score inside RZ FGA	Down	Int	Fumb	Half	Game
08/29/2026	Northern Ariz.	L	27-34	4	4	20	2	1	1	2	2	0	0	0	0	0
09/05/2026	UNI	W	34-24	5	4	24	3	3	0	1	2	0	0	0	0	0
09/12/2026	South Dakota	L	23-41	5	4	20	2	1	1	2	2	0	1	0	0	0
	Totals 12 of 14 (85.7%)			**14**	**12**	**64**	**7**	**5**	**2**	**5**	**6**	**0**	**1**	**0**	**0**	**0**

TEAM OFFENSE COMPARISON GAME-BY-GAME

Opponent	Score	First Downs Total	Rush	Pass	Pen	Rushing Number-Yards	Passing Comp-Att.-Int	Yards	Total Offense Plays-Yards	Return Yards	Turn-Overs
Northern Ariz.	27-34	26 / 22	7 / 12	17 / 9	2 / 1	30-122 / 40-201	30-47-1 / 15-27-1	307 / 164	77-429 / 67-365	21 / 120	2 / 1
UNI	34-24	27 / 23	11 / 6	13 / 13	3 / 4	40-138 / 35-63	24-33-0 / 20-28-1	257 / 287	73-395 / 63-350	61 / 45	0 / 1
South Dakota	23-41	19 / 23	9 / 13	10 / 8	0 / 2	33-125 / 42-272	20-36-1 / 16-25-1	217 / 245	69-342 / 67-517	157 / 55	2 / 1
Totals	**84-99**	**72 / 68**	**27 / 31**	**40 / 30**	**5 / 7**	**103-385 / 117-536**	**74-116-2 / 51-80-3**	**781 / 696**	**219-1166 / 197-1232**	**239 / 220**	**4 / 3**

Opponents	3rd Down Conversion	4th Down Conversion	Time of Possession	TOP Margin	Avg Yds/Rush	Avg Yds/Pass	Avg Yds/Play	Punting Number-Avg	Penalties Number-Yards	Sacks
Northern Ariz.	6-14 / 4-13	0-2 / 2-2	28:05 / 31:55	-03:50	4.1 / 5.0	6.5 / 6.1	5.6 / 5.4	3-43.3 / 5-43.8	6-38.0 / 5-43.0	1 / 1
UNI	8-13 / 5-10	2-2 / 0-1	29:19 / 30:41	-01:22	3.5 / 1.8	7.8 / 10.3	5.4 / 5.6	3-47.7 / 2-44.0	10-107.0 / 6-60.0	5 / 1
South Dakota	5-14 / 8-14	1-1 / 0-0	24:05 / 35:55	-11:50	3.8 / 6.5	6.0 / 9.8	5.0 / 7.7	6-43.2 / 3-43.0	7-40.0 / 4-25.0	0 / 5
Totals	**19-41 / 17-37**	**3-5 / 2-3**	**81:29 / 98:31**	**-17:02**	**3.7 / 4.6**	**6.7 / 8.7**	**5.3 / 6.3**	**12-44.3 / 10-43.6**	**23-185.0 / 15-128.0**	**6 / 7**

OPPONENT TEAM STATS GAME-BY-GAME

		Rushing				Receiving				Passing				Kick Returns				Punt Returns				tot
Date	Opponent	no.	yds	td	lg	no.	yds	td	lg	cmp-att-int	yds	td	lg	no.	yds	td	lg	no.	yds	td	lg	off
08/29/2026	at Northern Ariz.	40	201	1	25	15	164	2	34	15-27-1	164	2	34	2	116	1	100	1	2	0	2	365
09/05/2026	UNI	35	63	3	17	20	287	0	44	20-28-1	287	0	44	2	37	0	22	1	8	0	8	350
09/12/2026	at South Dakota	42	272	2	72	16	245	3	66	16-25-1	245	3	66	2	11	0	8	1	0	0	0	517
Opponents		**117**	**536**	**6**	**72**	**51**	**696**	**5**	**66**	**51-80-3**	**696**	**5**	**66**	**6**	**164**	**1**	**100**	**3**	**10**	**0**	**8**	**1232**
Eastern Wash.		**103**	**385**	**5**	**34**	**74**	**781**	**6**	**42**	**74-116-2**	**781**	**6**	**42**	**9**	**183**	**0**	**30**	**3**	**35**	**0**	**31**	**1166**

Opponents Averages

Games	Avg/ rush	Avg/ catch	Pass effic	KR avg	PR avg	All purpose avg/game	Total offense avg/game
9	4.6	13.6	158.0	27.9	3.9	494.0	410.7

		Tackles				Sacks	Fumble		Pass Defense			blkd	PAT attempts			off		
Date	Opponent	ua	a	total	tfl-yds	no-yds	ff	fr-yds	int-yds	qbh	brup	kick	kick	rush	rcv	saf	t/o	pts
08/29/2026	at Northern Ariz.	30	48	78	6.0-10	1-2	0	1-0	1-2	7	2	0	4-4	0	0	0	10	34
09/05/2026	UNI	41	28	69	5.0-17	1-8	0	0-0	0-0	3	2	1	3-3	0	0	0	0	24
09/12/2026	at South Dakota	40	16	56	8.0-30	5-22	1	1-0	1-44	2	6	0	5-5	0	0	0	7	41
Opponents		**111**	**92**	**203**	**19.0-57**	**7-32**	**1**	**2-0**	**2-46**	**12**	**10**	**1**	**12-12**	**0**	**0**	**0**	**17**	**99**
Eastern Wash.		**95**	**124**	**219**	**21.0-79**	**6-46**	**0**	**0-0**	**3-21**	**9**	**13**	**0**	**9-10**	**0**	**0**	**0**	**7**	**84**

		Punting									Field Goals			Kickoffs				
Date	Opponent	no.	yds	avg	long	blkd	tb	fc	50+	i20	md-att	long	blkd	no.	yds	avg	tb	ob
08/29/2026	at Northern Ariz.	5	219	43.8	60	0	1	1	1	2	2-2	25	0	7	455	65.0	7	0
09/05/2026	UNI	2	88	44.0	52	0	0	1	1	2	1-2	25	0	5	306	61.2	1	1
09/12/2026	at South Dakota	3	129	43.0	53	0	1	0	1	1	2-2	36	0	8	474	59.3	2	0
Opponents		**10**	**436**	**43.6**	**60**	**0**	**2**	**2**	**3**	**5**	**5-6**	**36**	**0**	**20**	**1235**	**61.8**	**10**	**1**
Eastern Wash.		**12**	**532**	**44.3**	**57**	**0**	**0**	**5**	**4**	**4**	**3-3**	**53**	**0**	**15**	**924**	**61.6**	**8**	**1**

GAME 1 at NORTHERN ARIZONA

Scoring Summary report
Eastern Wash. vs Northern Ariz. (Aug 29, 2026)
Eastern Wash. (0-1, 0-1) vs Northern Ariz. (1-0, 1-0)

Date: Aug 29, 2026
Site: Flagstaff, Arizona
Stadium: Findlay Toyota Field
Attendance: 8224

SCORE BY QUARTERS

Team	1st	2nd	3rd	4th	Total
Eastern Wash.	10	14	0	3	**27**
Northern Ariz.	3	14	3	14	**34**

SCORING SUMMARY

Qtr	Time	Scoring Play	V-H
1st	10:22	EWU - #13 W.Garrett 3 yd pass from #2 N.Bell (#16 S.McKee kick), 11-75, 04:38	7-0
1st	05:47	NAU - #99 F.Orduno Jr. 24 yd FG, 7-14, 03:04	7-3
1st	01:28	EWU - #16 S.McKee 53 yd FG, 12-39, 04:19	10-3
2nd	06:13	EWU - #2 N.Bell 12 yd rush (#16 S.McKee kick), 9-86, 03:20	17-3
2nd	02:57	EWU - #6 J.Branch 14 yd pass from #2 N.Bell (#16 S.McKee kick), 4-27, 01:59	24-3
2nd	02:44	NAU - #13 L.Graves 100 yd kickoff return (#99 F.Orduno Jr. kick), 00:00	24-10
2nd	00:23	NAU - #10 Q.Gossett 2 yd rush (#99 F.Orduno Jr. kick), 6-33, 01:27	24-17
3rd	07:08	NAU - #99 F.Orduno Jr. 25 yd FG, 14-67, 07:52	24-20
4th	12:46	NAU - #89 J.Purdy 30 yd pass from #6 T.Pennington (#99 F.Orduno Jr. kick), 9-83, 04:32	24-27
4th	10:03	EWU - #16 S.McKee 37 yd FG, 8-55, 02:43	27-27
4th	03:54	NAU - #87 N.Isaac 2 yd pass from #6 T.Pennington (#99 F.Orduno Jr. kick), 11-75, 06:09	27-34

TIME DETAILS

Kickoff time: 02:01 PM
End of Game: 05:18 PM
Total elapsed: 03:17

EASTERN WASH.

RUSHING	No.	Gain	Loss	Net	TD	Lg	Avg
Kevin Allen III	8	48	1	47	0	24	5.9
Malik Dotson	13	48	2	46	0	15	3.5
Nate Bell	6	21	3	18	1	12	3.0
Jaxon Bell	2	13	1	12	0	13	6.0
TEAM	1	0	1	-1	0	0	-1.0
Totals:	**30**	**130**	**8**	**122**	**1**	**24**	**4.1**

PASSING	C-A-I	Yds	TD	Long	Sack
Nate Bell	30-47-1	307	2	31	1
Totals:	**30-47-1**	**307**	**2**	**31**	**1**

RECEIVING	TAR	No.	Yards	YAC	TD	Long
Drew Carlson	11	9	75	28	0	16
Jaxon Branch	16	7	88	8	1	20
Wesley Garrett	9	7	56	13	1	16
Kevin Allen III	3	3	30	36	0	31
Jamai East	2	2	42	1	0	22
Will McKissick	3	2	16	5	0	10
David Cabrera	1	0	0	0	0	0
Kayden Stuit	1	0	0	0	0	0
Ryan Johnson	1	0	0	0	0	0
Totals:	**47**	**30**	**307**	**91**	**2**	**31**

PUNTING	No.	Yds	Avg	Long	In20	TB
Luke Faccone	3	130	43.3	52	2	0
Totals:	**3**	**130**	**43.3**	**52**	**2**	**0**

RETURNS	Punt			Kickoff			Intercept		
	No	Yds	Lg	No	Yds	Lg	No	Yds	Lg
Wesley Garrett	1	0	0	0	0	0	0	0	0
Jaylon Jenkins	0	0	0	0	0	0	1	21	21
Totals:	**1**	**0**	**0**	**0**	**0**	**0**	**1**	**21**	**21**

FIELD GOALS	Qtr	Time	Dist	Result
Soren McKee	1st	01:28	53	GOOD
Soren McKee	4th	10:03	37	GOOD

KICKOFFS	No.	Yards	Avg	TB	OB
Morgan Dodson	6	389	64.8	4	0

ALL-PURPOSE	Rush	Rcv	KR	PR	IR	Total
Jaxon Branch	0	88	0	0	0	88
Kevin Allen III	47	30	0	0	0	77
Drew Carlson	0	75	0	0	0	75
Wesley Garrett	0	56	0	0	0	56

FUMBLES
Eastern Wash. - Wesley Garrett 1-1
Northern Ariz. - Quran Gossett 1-0

NORTHERN ARIZ.

RUSHING	No.	Gain	Loss	Net	TD	Lg	Avg
Quran Gossett	21	108	5	103	1	25	4.9
Ty Pennington	8	66	5	61	0	18	7.6
Kenveon Stone	10	38	0	38	0	9	3.8
TEAM	1	0	1	-1	0	0	-1.0
Totals:	**40**	**212**	**11**	**201**	**1**	**25**	**5.0**

PASSING	C-A-I	Yds	TD	Long	Sack
Ty Pennington	15-27-1	164	2	34	1
Totals:	**15-27-1**	**164**	**2**	**34**	**1**

RECEIVING	TAR	No.	Yards	YAC	TD	Long
Jeter Purdy	7	7	105	30	1	34
Hayden Daugherty	3	2	28	8	0	15
Myseth Currie	5	2	21	2	0	14
Deuce Zimmerman	1	1	5	0	0	5
Joey Stout	9	1	3	0	0	3
Nassim Isaac	1	1	2	0	1	2
Quran Gossett	1	1	0	5	0	0
Totals:	**27**	**15**	**164**	**45**	**2**	**34**

PUNTING	No.	Yds	Avg	Long	In20	TB
Sebastian Miles	3	155	51.7	60	1	1
Tyler Manship	2	64	32.0	39	1	0
Totals:	**5**	**219**	**43.8**	**60**	**2**	**1**

RETURNS	Punt			Kickoff			Intercept		
	No	Yds	Lg	No	Yds	Lg	No	Yds	Lg
Joey Stout	1	2	2	0	0	0	0	0	0
Lindsey Graves	0	0	0	2	116	100	0	0	0
Jahaad Fort	0	0	0	0	0	0	1	2	2
Totals:	**1**	**2**	**2**	**2**	**116**	**100**	**1**	**2**	**2**

FIELD GOALS	Qtr	Time	Dist	Result
Francisco Orduno Jr.	1st	05:47	24	GOOD
Francisco Orduno Jr.	3rd	07:08	25	GOOD

KICKOFFS	No.	Yards	Avg	TB	OB
Francisco Orduno Jr.	7	455	65.0	7	0

ALL-PURPOSE	Rush	Rcv	KR	PR	IR	Total
Lindsey Graves	0	0	116	0	0	116
Jeter Purdy	0	105	0	0	0	105
Quran Gossett	103	0	0	0	0	103
Ty Pennington	61	0	0	0	0	61

#	Name	Solo	Ast	Total	Sacks-Yds	TFL-Yds	FF	FR-Yds	Int-Yds	BrUp	Blks	QBH
9	Myles Mayovsky	1	17	18	0.0-0	1.0-0	0	0-0	0-0	0	0	0
1	Bryce Smith	4	10	14	0.0-0	0.0-0	0	0-0	0-0	2	0	0
0	McKel Broussard	4	8	12	0.0-0	0.5-1	0	0-0	0-0	0	0	0
5	Samarai Anderson	1	8	9	0.0-0	0.0-0	0	0-0	0-0	0	0	0
8	Ambrose Marsh	2	4	6	0.0-0	0.0-0	0	0-0	0-0	1	0	0
11	Ben Voigtlaender	1	5	6	0.0-0	0.0-0	0	0-0	0-0	0	0	0
53	Carson Moore	1	3	4	0.0-0	0.0-0	0	0-0	0-0	0	0	0
34	JoJo Maxey-Johnson	2	1	3	1.0-5	1.5-6	0	0-0	0-0	0	0	0
4	Isaiah Perez	1	2	3	0.0-0	0.5-2	0	0-0	0-0	0	0	0
12	Dishawn Misa	0	2	2	0.0-0	0.5-1	0	0-0	0-0	0	0	0
31	Jaylon Jenkins	0	2	2	0.0-0	0.0-0	0	0-0	1-21	1	0	0
51	Gage Brumfield	1	0	1	0.0-0	0.0-0	0	0-0	0-0	0	0	0
44	Kayden Stuit	1	0	1	0.0-0	0.0-0	0	0-0	0-0	0	0	0
42	Ryan Johnson	0	1	1	0.0-0	0.0-0	0	0-0	0-0	0	0	0
80	Drew Carlson	0	1	1	0.0-0	0.0-0	0	0-0	0-0	0	0	0
37	Vincent Macaluso	0	1	1	0.0-0	0.0-0	0	0-0	0-0	0	0	0
94	Jaden Radke	0	1	1	0.0-0	0.0-0	0	0-0	0-0	0	0	1
33	Matt Eskridge II	0	0	0	0.0-0	0.0-0	0	0-0	0-0	1	0	0
90	Justis La'ulu	0	0	0	0.0-0	0.0-0	0	0-0	0-0	0	0	1
	Totals	**19**	**66**	**85**	**1.0-5**	**4.0-10**	**0**	**0-0**	**1-21**	**5**	**0**	**2**

GAME 2 vs. NORTHERN IOWA

Scoring Summary report
Northern Iowa vs Eastern Washington (Sep 05, 2026)
Northern Iowa (0-1) vs Eastern Washington (1-1)

Date: Sep 05, 2026
Site: Cheney, Washington
Stadium: Roos Field (formerly Woodward Field)
Attendance: 4389

SCORE BY QUARTERS

Team	1st	2nd	3rd	4th	Total
Northern Iowa	10	14	0	0	**24**
Eastern Washington	13	7	7	7	**34**

SCORING SUMMARY

Qtr	Time	Scoring Play	V-H
1st	11:50	EWU - #2 N.Bell 34 yd rush (#16 S.McKee kick blocked), 9-79, 03:07	0-6
1st	10:07	UNI - #15 J.Dailey 4 yd rush (#0 M.Bartachek kick), 4-72, 01:38	7-6
1st	07:50	EWU - #6 J.Branch 16 yd pass from #2 N.Bell (#16 S.McKee kick), 6-65, 02:17	7-13
1st	03:00	UNI - #0 M.Bartachek 25 yd FG, 11-67, 04:50	10-13
2nd	10:45	UNI - #15 J.Dailey 1 yd rush (#0 M.Bartachek kick), 11-59, 06:22	17-13
2nd	04:26	EWU - #2 N.Bell 2 yd rush (#16 S.McKee kick), 15-75, 06:19	17-20
2nd	00:27	UNI - #15 J.Dailey 9 yd rush (#0 M.Bartachek kick), 8-75, 03:59	24-20
3rd	01:32	EWU - #2 N.Bell 2 yd rush (#16 S.McKee kick), 16-84, 06:36	24-27
4th	03:16	EWU - #17 J.East 15 yd pass from #2 N.Bell (#16 S.McKee kick), 12-80, 05:37	24-34

TIME DETAILS

Kickoff time: 04:02 PM
End of Game: 07:07 PM
Total elapsed: 03:04

OFFICIALS

NORTHERN IOWA

RUSHING	No.	Gain	Loss	Net	TD	Lg	Avg
Taj Hughes	3	23	0	23	0	9	7.7
Jaxon Dailey	15	59	41	18	3	17	1.2
Christian Collins	10	15	3	12	0	7	1.2
Xavier Terrell	6	8	0	8	0	4	1.3
Michael Bormann	1	2	0	2	0	2	2.0
Totals:	**35**	**107**	**44**	**63**	**3**	**17**	**1.8**

PASSING	C-A-I	Yds	TD	Long	Sack
Jaxon Dailey	20-28-1	287	0	44	5
Totals:	**20-28-1**	**287**	**0**	**44**	**5**

RECEIVING	TAR	No.	Yards	YAC	TD	Long
Tay Norman	5	4	61	41	0	39
Brady McCullough	4	4	54	8	0	21
Christian Collins	3	3	30	21	0	16
Kai Black	2	2	57	22	0	44
Jaiden Ellis-Lahey	4	2	24	6	0	12
Taj Hughes	4	2	5	12	0	5
Zach Mehmert	3	1	26	6	0	26
Cyrus Courtney	1	1	23	0	0	23
Briggs Hughston	1	1	7	5	0	7
Kaden Amigon-Suiter	1	0	0	0	0	0
Totals:	**28**	**20**	**287**	**121**	**0**	**44**

PUNTING	No.	Yds	Avg	Long	In20	TB
Logan Gregory	2	88	44.0	52	2	0
Totals:	**2**	**88**	**44.0**	**52**	**2**	**0**

RETURNS	Punt			Kickoff			Intercept		
	No	Yds	Lg	No	Yds	Lg	No	Yds	Lg
Ian Collins	1	8	8	0	0	0	0	0	0
Ben Gordon	0	0	0	2	37	22	0	0	0
Totals:	**1**	**8**	**8**	**2**	**37**	**22**	**0**	**0**	**0**

FIELD GOALS	Qtr	Time	Dist	Result
Max Bartachek	1st	03:00	25	GOOD
Max Bartachek	4th	08:53	36	MISSED

KICKOFFS	No.	Yards	Avg	TB	OB
Max Bartachek	5	306	61.2	1	1

ALL-PURPOSE	Rush	Rcv	KR	PR	IR	Total
Tay Norman	0	61	0	0	0	61
Kai Black	0	57	0	0	0	57
Brady McCullough	0	54	0	0	0	54
Christian Collins	12	30	0	0	0	42

FUMBLES
Northern Iowa - None
Eastern Washington - None

EASTERN WASHINGTON

RUSHING	No.	Gain	Loss	Net	TD	Lg	Avg
Nate Bell	18	102	8	94	3	34	5.2
Jaxon Bell	5	26	0	26	0	13	5.2
Malik Dotson	9	14	1	13	0	3	1.4
Kevin Allen III	5	14	5	9	0	6	1.8
TEAM	3	0	4	-4	0	0	-1.3
Totals:	**40**	**156**	**18**	**138**	**3**	**34**	**3.4**

PASSING	C-A-I	Yds	TD	Long	Sack
Nate Bell	24-33-0	257	2	26	1
Totals:	**24-33-0**	**257**	**2**	**26**	**1**

RECEIVING	TAR	No.	Yards	YAC	TD	Long
Drew Carlson	7	5	45	25	0	14
Wesley Garrett	7	4	70	11	0	26
Jamai East	4	3	24	1	1	15
Malik Dotson	3	3	16	20	0	11
Jaxon Branch	4	2	28	0	1	16
Jaxon Bell	2	2	19	7	0	14
Kevin Allen III	3	2	16	23	0	17
Kayden Stuit	1	1	18	6	0	18
Will McKissick	1	1	14	9	0	14
Rylin Lang	1	1	7	0	0	7
Totals:	**33**	**24**	**257**	**102**	**2**	**26**

PUNTING	No.	Yds	Avg	Long	In20	TB
Luke Faccone	3	143	47.7	57	0	0
Totals:	**3**	**143**	**47.7**	**57**	**0**	**0**

RETURNS	Punt			Kickoff			Intercept		
	No	Yds	Lg	No	Yds	Lg	No	Yds	Lg
Jaxon Bell	1	4	4	0	0	0	0	0	0
Zamarie Tellez	0	0	0	3	57	21	0	0	0
Ambrose Marsh	0	0	0	0	0	1	0	0	0
Totals:	**1**	**4**	**4**	**3**	**57**	**21**	**1**	**0**	**0**

FIELD GOALS	Qtr	Time	Dist	Result

KICKOFFS	No.	Yards	Avg	TB	OB
Morgan Dodson	6	378	63.0	3	1

ALL-PURPOSE	Rush	Rcv	KR	PR	IR	Total
Nate Bell	94	0	0	0	0	94
Wesley Garrett	0	70	0	0	0	70
Zamarie Tellez	0	0	57	0	0	57
Jaxon Bell	26	19	0	4	0	49

#	Name	Solo	Ast	Total	Sacks-Yds	TFL-Yds	FF	FR-Yds	Int-Yds	BrUp	Blks	QBH
33	John Powers	5	6	11	0.0-0	0.0-0	0	0-0	0-0	0	0	0
36	Braden McShane	5	4	9	0.0-0	1.0-1	0	0-0	0-0	0	0	0
10	Kolben Miller	5	2	7	1.0-8	2.0-10	0	0-0	0-0	1	0	0
12	Tate Sander	5	0	5	0.0-0	0.0-0	0	0-0	0-0	0	0	0
3	Mekhi Toms	3	2	5	0.0-0	0.0-0	0	0-0	0-0	1	0	0
21	Calvin Jaworski	2	3	5	0.0-0	0.0-0	0	0-0	0-0	0	0	0
56	Aidan Salow	3	0	3	0.0-0	1.0-1	0	0-0	0-0	0	0	1
1	Jordan McClom	2	1	3	0.0-0	0.0-0	0	0-0	0-0	0	0	0
35	Anthony Isley	2	1	3	0.0-0	1.0-5	0	0-0	0-0	0	0	0
40	Franz Reisz	0	3	3	0.0-0	0.0-0	0	0-0	0-0	0	1	0
37	Tyson Cooreman	2	0	2	0.0-0	0.0-0	0	0-0	0-0	0	0	0
9	Gene Blalock	2	0	2	0.0-0	0.0-0	0	0-0	0-0	0	0	0
5	Jaylen Pettus	1	1	2	0.0-0	0.0-0	0	0-0	0-0	0	0	0
50	Hyson Bey-Buie	1	1	2	0.0-0	0.0-0	0	0-0	0-0	0	0	0
41	CJ Wade	1	1	2	0.0-0	0.0-0	0	0-0	0-0	0	0	2
20	Evan Freeney	1	0	1	0.0-0	0.0-0	0	0-0	0-0	0	0	0
30	Xhavion Reese	1	0	1	0.0-0	0.0-0	0	0-0	0-0	0	0	0
57	Aidan Ducharme	0	1	1	0.0-0	0.0-0	0	0-0	0-0	0	0	0
44	Axel Ramazani	0	1	1	0.0-0	0.0-0	0	0-0	0-0	0	0	0
98	Kolby Gibbons	0	1	1	0.0-0	0.0-0	0	0-0	0-0	0	0	0
	Totals	**41**	**28**	**69**	**1.0-8**	**5.0-17**	**0**	**0-0**	**0-0**	**2**	**1**	**3**

GAME 3 at SOUTH DAKOTA

Scoring Summary report
Eastern Wash. vs South Dakota (Sep 12, 2026)
Eastern Wash. (1-2) vs South Dakota (3-0)

Date: Sep 12, 2026
Site: Vermillion, South Dakota
Stadium: DakotaDome
Attendance: 7535

SCORE BY QUARTERS

Team	1st	2nd	3rd	4th	Total
Eastern Wash.	0	3	7	13	**23**
South Dakota	7	10	14	10	**41**

SCORING SUMMARY

Qtr	Time	Scoring Play	V-H
1st	06:11	USD - #2 B.White 8 yd pass from #1 A.Modrzewski (#19 B.Ing kick), 11-83, 05:31	0-7
2nd	11:24	USD - #19 B.Ing 31 yd FG, 13-69, 07:44	0-10
2nd	00:45	EWU - #16 S.McKee 40 yd FG, 7-32, 00:51	3-10
2nd	00:26	USD - #9 T.Bryant 66 yd pass from #1 A.Modrzewski (#19 B.Ing kick), 3-66, 00:15	3-17
3rd	13:15	USD - #3 C.Pierre Jr. 72 yd rush (#19 B.Ing kick), 5-85, 01:39	3-24
3rd	10:32	USD - #9 T.Bryant 48 yd pass from #1 A.Modrzewski (#19 B.Ing kick), 2-60, 00:50	3-31
3rd	01:16	EWU - #44 K.Stuit 11 yd pass from #2 N.Bell (#16 S.McKee kick), 9-91, 03:13	10-31
4th	13:24	USD - #3 C.Pierre Jr. 1 yd rush (#19 B.Ing kick), 5-4, 02:38	10-38
4th	10:27	EWU - #13 W.Garrett 28 yd pass from #2 N.Bell (#16 S.McKee kick), 10-63, 02:50	17-38
4th	05:11	USD - #19 B.Ing 36 yd FG, 9-57, 05:16	17-41
4th	01:55	EWU - #7 M.Dotson 2 yd rush (#42 R.Johnson pass from #2 N.Bell failed), 10-68, 03:09	23-41

TIME DETAILS

Kickoff time: 01:02 PM
End of Game: 04:22 PM
Total elapsed: 03:19

EASTERN WASH.

RUSHING	No.	Gain	Loss	Net	TD	Lg	Avg
Malik Dotson	12	52	0	52	1	7	4.3
Nate Bell	16	71	24	47	0	24	2.9
Jaxon Bell	2	16	0	16	0	11	8.0
Kevin Allen III	3	11	1	10	0	6	3.3
Totals:	**33**	**150**	**25**	**125**	**1**	**24**	**3.8**

PASSING	C-A-I	Yds	TD	Long	Sack
Nate Bell	20-36-1	217	2	42	5
Totals:	**20-36-1**	**217**	**2**	**42**	**5**

RECEIVING	TAR	No.	Yards	YAC	TD	Long
Wesley Garrett	10	6	97	10	1	42
Rylin Lang	6	6	57	33	0	24
David Cabrera	5	2	24	22	0	16
Kayden Stuit	2	2	17	2	1	11
Sean Embree Jr.	3	1	12	0	0	12
Oliver Luebkert	3	1	11	0	0	11
Jamai East	4	1	4	6	0	4
Jaxon Bell	1	1	-5	2	0	0
Kevin Allen III	1	0	0	0	0	0
Will Hook	1	0	0	0	0	0
Totals:	**36**	**20**	**217**	**75**	**2**	**42**

PUNTING	No.	Yds	Avg	Long	In20	TB
Luke Faccone	6	259	43.2	51	2	0
Totals:	**6**	**259**	**43.2**	**51**	**2**	**0**

RETURNS	Punt			Kickoff			Intercept		
	No	Yds	Lg	No	Yds	Lg	No	Yds	Lg
Jaxon Bell	1	31	31	4	95	30	0	0	0
Kevin Allen III	0	0	0	2	31	18	0	0	0
Bryce Smith	0	0	0	0	0	0	1	0	0
Totals:	**1**	**31**	**31**	**6**	**126**	**30**	**1**	**0**	**0**

FIELD GOALS	Qtr	Time	Dist	Result
Soren McKee	2nd	00:45	40	GOOD

KICKOFFS	No.	Yards	Avg	TB	OB
Morgan Dodson	3	157	52.3	1	0

ALL-PURPOSE	Rush	Rcv	KR	PR	IR	Total
Jaxon Bell	16	-5	95	31	0	137
Wesley Garrett	0	97	0	0	0	97
Rylin Lang	0	57	0	0	0	57
Malik Dotson	52	0	0	0	0	52

SOUTH DAKOTA

RUSHING	No.	Gain	Loss	Net	TD	Lg	Avg
Charles Pierre Jr.	15	148	10	138	2	72	9.2
Jackson Proctor	5	54	4	50	0	21	10.0
Keyondray Jones-Logan	8	50	1	49	0	14	6.1
Carson Fletcher	5	18	0	18	0	12	3.6
Austyn Modrzewski	3	18	3	15	0	13	5.0
Reid Watkins	5	9	6	3	0	7	0.6
TEAM	1	0	1	-1	0	0	-1.0
Totals:	**42**	**297**	**25**	**272**	**2**	**72**	**6.5**

PASSING	C-A-I	Yds	TD	Long	Sack
Austyn Modrzewski	16-24-1	245	3	66	0
Jackson Proctor	0-1-0	0	0	0	0
Totals:	**16-25-1**	**245**	**3**	**66**	**0**

RECEIVING	TAR	No.	Yards	YAC	TD	Long
Brayden White	5	4	34	8	1	16
Tennel Bryant	4	3	120	19	2	66
Keyondray Jones-Logan	4	3	17	7	0	9
Tysen Boze	2	2	44	30	0	30
Charles Pierre Jr.	3	1	21	19	0	21
Jesse Miller	1	1	8	4	0	8
Chris Herrin	3	1	2	1	0	2
Reid Watkins	1	1	-1	5	0	0
Jackson Accuardi	1	0	0	0	0	0
Bryce Cohoon	1	0	0	0	0	0
Totals:	**25**	**16**	**245**	**93**	**3**	**66**

PUNTING	No.	Yds	Avg	Long	In20	TB
Brook Honore Jr.	3	129	43.0	53	1	1
Totals:	**3**	**129**	**43.0**	**53**	**1**	**1**

RETURNS	Punt			Kickoff			Intercept		
	No	Yds	Lg	No	Yds	Lg	No	Yds	Lg
Keyondray Jones-Logan	1	0	0	0	0	0	0	0	0
Mason Cowgill	0	0	0	2	11	8	0	0	0
Ethan Carrier	0	0	0	0	0	0	1	44	44
Totals:	**1**	**0**	**0**	**2**	**11**	**8**	**1**	**44**	**44**

FIELD GOALS	Qtr	Time	Dist	Result
Bohdie Ing	2nd	11:24	31	GOOD
Bohdie Ing	4th	05:11	36	GOOD

KICKOFFS	No.	Yards	Avg	TB	OB
Ford Hamilton	8	474	59.2	2	0

ALL-PURPOSE	Rush	Rcv	KR	PR	IR	Total
Charles Pierre Jr.	138	21	0	0	0	159
Tennel Bryant	0	120	0	0	0	120
Keyondray Jones-Logan	49	17	0	0	0	66
Jackson Proctor	50	0	0	0	0	50

FUMBLES
Eastern Wash. - Jaxon Bell 1-1
South Dakota - None

#	Name	Solo	Ast	Total	Sacks-Yds	TFL-Yds	FF	FR-Yds	Int-Yds	BrUp	Blks	QBH
1	Bryce Smith	10	3	13	0.0-0	0.0-0	0	0-0	1-0	0	0	0
33	Matt Eskridge II	5	2	7	0.0-0	0.0-0	0	0-0	0-0	0	0	0
31	Jaylon Jenkins	5	0	5	0.0-0	1.0-3	0	0-0	0-0	1	0	0
9	Myles Mayovsky	4	1	5	0.0-0	0.0-0	0	0-0	0-0	0	0	0
10	LJ Roberts	4	1	5	0.0-0	1.5-2	0	0-0	0-0	0	0	1
0	McKel Broussard	3	1	4	0.0-0	1.0-3	0	0-0	0-0	0	0	0
11	Ben Voigtlaender	2	2	4	0.0-0	1.5-2	0	0-0	0-0	0	0	1
59	Clayton McCarrell	2	2	4	0.0-0	1.5-4	0	0-0	0-0	0	0	0
45	Shea Robertson	2	1	3	0.0-0	1.0-2	0	0-0	0-0	0	0	0
4	Isaiah Perez	1	1	2	0.0-0	1.0-6	0	0-0	0-0	1	0	0
8	Ambrose Marsh	1	0	1	0.0-0	0.0-0	0	0-0	0-0	0	0	0
46	Jameson Wade	1	0	1	0.0-0	0.0-0	0	0-0	0-0	0	0	0
83	Rylin Lang	1	0	1	0.0-0	0.0-0	0	0-0	0-0	0	0	0
34	JoJo Maxey-Johnson	1	0	1	0.0-0	0.0-0	0	0-0	0-0	0	0	0
53	Carson Moore	1	0	1	0.0-0	1.0-1	0	0-0	0-0	0	0	0
2	Nate Bell	1	0	1	0.0-0	0.0-0	0	0-0	0-0	0	0	0
12	Dishawn Misa	1	0	1	0.0-0	0.0-0	0	0-0	0-0	0	0	0
94	Jaden Radke	0	1	1	0.0-0	0.0-0	0	0-0	0-0	0	0	0
51	Gage Brumfield	0	1	1	0.0-0	0.5-2	0	0-0	0-0	0	0	0
90	Justis La'ulu	0	0	0	0.0-0	0.0-0	0	0-0	0-0	1	0	0
26	Deuce Carr	0	0	0	0.0-0	0.0-0	0	0-0	0-0	1	0	0
	Totals	**45**	**16**	**61**	**0.0-0**	**10.0-25**	**0**	**0-0**	**1-0**	**4**	**0**	**2**

GAME 4 at Washington