




BOISE STATE

TM

.765 FBS WINNING PCT. • 28 CONSECUTIVE WINNING SEASONS
17 CONFERENCE CHAMPIONSHIPS SINCE 1996 • 37 ALL-TIME CONFERENCE TITLES



(RV/RV) BOISE STATE BRONCOS

9-4, 6-2 MOUNTAIN WEST

VS

(RV/RV) WASHINGTON HUSKIES

8-4, 5-4 BIG TEN



Head Coach: Spencer Danielson
Overall Record: 24-7 (Second full season)
Record at Boise State: Same



Head Coach: Jedd Fisch
Overall Record: 31-33 (Sixth season)
Record at Washington: 14-11 (Second season)

SATURDAY, DEC. 13 • 6 P.M. MT • INGLEWOOD, CALIF. • SOFI STADIUM (70,240)

QUICK COMPARISON

BOISE STATE (FBS/MW)

STAT

(FBS/Big Ten) WASHINGTON

31.4 (40/3)	Points Per Game	(22/5) 33.8
23.0 (53/5)	Points Allowed Per Game	(21/6) 19.4
188.4 (32/3)	Rushing Yards Per Game	(59/7) 168.7
244.3 (50/5)	Passing Yards Per Game	(48/7) 245.8
432.7 (25/2)	Total Offense Per Game	(39/5) 414.5
335.5 (36/3)	Total Defense Per Game	(20/5) 311.4

SERIES HISTORY

Series Record:	2-4	Last Meeting:	Sept. 2, 2023 (Washington, 56-19)
In Bowl Games:	1-1	Streak:	Washington, 2

MOUNTAIN WEST

Team	MW	Pct.	OVR	Pct.	Stk.
BOISE STATE (RV/RV)	6-2	.750	9-4	.692	W3
UNLV (RV/RV)	6-2	.750	10-3	.769	L1
New Mexico (RV/-)	6-2	.750	9-3	.750	W6
San Diego State (-/RV)	6-2	.750	9-3	.750	L1
Fresno State	5-3	.625	8-4	.667	W1
Hawai'i	5-3	.625	8-4	.667	W1
Utah State	4-4	.500	6-6	.500	L1
Air Force	3-5	.375	4-8	.333	W1
Wyoming	2-6	.250	4-8	.333	L4
Nevada	2-6	.250	3-9	.250	L1
San José State	2-6	.250	3-9	.250	L4
Colorado State	1-7	.125	2-10	.167	L6

STATISTICAL LEADERS

RUSHING



BOISE STATE

Dylan Riley
1,091 yards • 10 TDs • 5.9 yards per carry

WASHINGTON

Jonah Coleman
673 yards • 14 TDs • 4.7 yards per carry

PASSING



BOISE STATE

Maddux Madsen
2,283 yards • 169-286-7 • 18 TDs • 59.1 Pct

WASHINGTON

Demond Williams Jr.
2,850 yards • 231-330-8 • 21 TDs • 70.0 Pct

RECEIVING



BOISE STATE

Latrell Caples
547 yards • 3 TDs • 46 receptions

WASHINGTON

Denzel Boston
755 yards • 10 TDs • 56 receptions

TACKLES



BOISE STATE

Ty Benefield
100 tackles • 8.5 TFLs • 2 interceptions

WASHINGTON

Alex McLaughlin
90 tackles • 59 solo • 3.0 TFLs

SACKS



BOISE STATE

Braxton Fely
5.5 sacks • 40 yards Lost • 6.5 TFLs

WASHINGTON

Jacob Lane
3.5 sacks • 29 yards Lost • 5 QBHs

A WIN WOULD...

- Give Boise State its 20th 10+ win season since 1996, tied for the second-most in the country.
- Give the Broncos their first win over a Big Ten opponent.
- Mark Boise State's 14th victory in bowl game since joining the FBS ranks in 1996.
- Mark Spencer Danielson's 25th victory as a head coach.
- Give the Broncos their third all-time win over Washington.
- Give Boise State its first bowl win over a Power 4 opponent since 2017.

OPENING KICKOFF

1 Boise State will compete in the LA Bowl for the second time in program history. The Broncos participated in the 2023 iteration, falling to UCLA, 35-22. Boise State is bowl-eligible for the 28th consecutive season, the longest active streak in the nation behind Georgia (29). Since joining the FBS ranks in 1996, the Broncos are 13-9 in bowl games.

2 Boise State is coming off a 38-21 victory over UNLV on Friday to win the 2025 Mountain West Championship. The Broncos became the first team in MW history to win three consecutive conference championships, all of which featured a victory over the Rebels. Boise State is one of 10 FBS teams that have won three-straight conference championship matchups. The Broncos, who will begin competing in the Pac-12 next season, leave the MW with seven conference titles, the most in league history.

3 With the win, Spencer Danielson joined Lincoln Riley (Oklahoma, 2017-19) as the only two coaches to win three consecutive FBS conference titles in their first three seasons of their career. Danielson was named the interim head coach of the Broncos midway through the 2023 campaign, and overcame a 0.1% chance to win the league title to claim the crown. Last year, in his first full season as a head coach, Danielson led the Broncos to an 8-0 mark through conference play before defeating UNLV at Albertsons Stadium in the title game.

4 After missing nearly a month of action with a lower leg injury, Maddux Madsen returned to play in dramatic fashion. The redshirt junior threw for 289 yards and three touchdowns while scrambling for another to lead the Broncos to victory over UNLV. For his efforts, Madsen was named the game's Offensive MVP.

5 Ty Benefield was named the game's Defensive MVP following a standout performance against the Rebels. The junior safety tallied a team-high eight tackles, one TFL and a fumble recovery. On the season, Benefield has led the Broncos in tackling in 10 of the team's 13 games this season, the most a Bronco has had since the FBS era.

BOISE STATE COACHES

FIELD

Spencer Danielson *Head Coach*
Erik Chinander *DC/Defensive Line*
Stacy Collins *Asst. HC/STC/Linebackers*
Jabril Frazier *EDGE*
Zak Hill *Quarterbacks*
Tim Keane *Offensive Line*
Matt Miller *Co-OC/Wide Receivers*
James Montgomery *Running Backs*
Tyler Stockton *Co-DC/Safeties*
Demario Warren *Cornerbacks*

PRESS BOX

Nate Potter *OC/Tight Ends*

ON THE AIR



TELEVISION

Play-by-Play: Dave Pasch
Analyst: Dusty Dvoracek
Sideline: Taylor McGregor



RADIO

Play-by-Play: Bob Behler
Analyst: Pete Cavender

STREAMING

SATELLITE



Play-by-Play: Bob Behler
Analyst: Pete Cavender

CH. 84 | [STREAMING](#)

2025 SCHEDULE

Aug. 28	at South Florida Bulls	L, 7-34
	Raymond James Stadium Tampa, Fla.	34,707
Sept. 5	Eastern Washington Eagles	W, 51-14
	Albertsons Stadium Boise, Idaho	32,887
Sept. 20	at Air Force Falcons*	W, 49-37
	Falcon Stadium USAFA, Colo.	24,046
Sept. 27	App State Mountaineers	W, 47-14
	Albertsons Stadium Boise, Idaho	32,904
Oct. 4	at No. 21/21 Notre Dame Fighting Irish	L, 7-28
	Notre Dame Stadium South Bend, Ind.	77,662
Oct. 11	New Mexico Lobos*	W, 41-25
	Albertsons Stadium Boise, Idaho	32,982
Oct. 18	(RV/RV) UNLV Rebels*	W, 56-31
	Albertsons Stadium Boise, Idaho	32,927
Oct. 24	at Nevada Wolf Pack*	W, 24-3
	Mackay Stadium Reno, Nev.	18,029
Nov. 1	Fresno State Bulldogs*	L, 7-30
	Albertsons Stadium Boise, Idaho	32,286
Nov. 15	at (RV/RV) San Diego State Aztecs*	L, 7-17
	Snapdragon Stadium San Diego, Calif.	29,201
Nov. 22	Colorado State Rams*	W, 49-21
	Albertsons Stadium Boise, Idaho	32,819
Nov. 28	at Utah State Aggies*	W, 25-24
	Maverik Stadium Logan, Utah	21,155
Dec. 5	vs. (RV/RV) UNLV Rebels (MW Championship)	W, 38-21
	Albertsons Stadium Boise, Idaho	27,152
Dec. 13	vs. (RV/RV) Washington Huskies (LA Bowl) 6 p.m. MT	
	SoFi Stadium Inglewood, Calif.	ABC

SPORTS COMMUNICATIONS

CHRIS KUTZ

Associate AD, External Affairs

Head Coach

Cell: 559-871-2091

Email: ChrisKutz@boisestate.edu

DAVID DIETRICH

Assistant Director, Sports Communications

Players

Cell: 567-938-9138

Email: DavidDietrich@boisestate.edu

ALEX SEMADENI

Director, Sports Communications

Coordinators & Assistant Coaches, Credentials

Cell: 970-237-1634

Email: AlexSemadeni@boisestate.edu



SUNDAY 7	MONDAY 8	TUESDAY 9	WEDNESDAY 10	THURSDAY 11	FRIDAY 12	SATURDAY 13
No Media Availability	Press Conference Noon MT Spencer Danielson 12:30 p.m. MT Nate Potter 12:45 p.m. MT Erik Chinander	OPEN Practice 10 a.m. MT Select periods open Availability Noon MT Players	CLOSED Practice Availability 11 a.m. MT Assistant coach 11:30 a.m. MT Players	No Media Availability	Press Conference 2 p.m. PT Spencer Danielson	GAMEDAY Boise State vs. Washington 6 p.m. MT ABC SoFi Stadium Inglewood, Calif. Postgame Coach Danielson and players


DON'T SLEEP ON BOISE!

That's because there is no "Z" in our name. The correct pronunciation is "BOY-SEE" and not the often misstated "Boy-Zee."


BOISE STATE MEDIA RELATIONS



CHRIS KUTZ
Associate AD, External Affairs
Head Coach
Cell 559-871-2091
Email ChrisKutz@boisestate.edu
Twitter [@chriskutz](https://twitter.com/chriskutz)



DAVID DIETRICH
Assistant Director, Sports Communications
Players
Cell 567-938-9138
Email DavidDietrich@boisestate.edu
Twitter [@David_Dietrich](https://twitter.com/David_Dietrich)



ALEX SEMADENI
Director, Sports Communications
Coordinators & Assistant Coaches, Credentials
Cell 970-237-1634
Email AlexSemadeni@boisestate.edu
Twitter [@awsemadeni](https://twitter.com/awsemadeni)

BOISE STATE INFORMATION

Location	Boise, Idaho
Founded	1932
Enrollment	28,519
Nickname	Broncos
Colors	Blue and Orange
Stadium (Capacity)	Albertsons Stadium (32,796)
Surface	The Blue (FieldTurf)
Conference	Mountain West
Interim President	Jeremiah Shinn
Director of Athletics	Jeremiah Dickey
Head Coach	Spencer Danielson
Career Record (Years)	24-7 (2+)
Record at Boise State (Years)	Same
Address	1910 University Drive Mail Stop 1020 Boise, ID 83725
Website	BroncoSports.com

Credentials

Media outlets interested in covering Boise State football on either a season or individual game basis are requested to submit applications for credentials through the Boise State Sports Communications office via the [online request form](#).

Due to inconsistent mail delivery service on tight deadlines, media passes may not be mailed in some instances. If this is the case, passes may be picked up at a location to be determined by the Boise State Sports Communications Office. Individuals picking up credentials will be required to furnish positive identification.

Admission to the press level of Albertsons Stadium is for working media only. Only those media with official Boise State credentials will be admitted. Friends, spouses, children under the age of 16 and non-workers are not welcome in the press area.

Credential Types

MEDIA ACCESS - Access to press box and media areas on sideline throughout the game. Photo bib required, as well as photography/videography equipment. Photo bibs may be picked up in the Preco Academic Center.

PRESS BOX - Access to press box areas with sideline access beginning at the 6:00 mark in the fourth quarter.

Availability Reports

Beginning with the 2025 Football season, all Mountain West schools will provide public reports on the availability of student-athletes to participate in each conference game of the season. Boise State will release an availability report two days prior to each game followed by a final availability report no later than three hours prior to kickoff.

Bronco Radio Network

The Bronco Radio Network is comprised of multiple stations throughout the northwest, with KBOI 93.1 FM/670 AM in Boise serving as the flagship. Fans can listen to select events live via the internet while also accessing the Bronco Sports Network through the following stations:

2025 Radio Affiliates

Market	Call Letters	Frequency
Boise	KBOI	670 AM
Boise	KBOI	93.1 FM
Idaho Falls	KSPZ	980 AM
Idaho Falls	KSPZ	98.7 FM
McCall	KDZY	98.3 FM
Pocatello	KSPZ	94.5 FM
Salmon	KSRA	960 AM
St. Maries	KOFF	1240 AM
Twin Falls	KSNQ	98.3 FM

Weekly Media Availability

Monday: Head Coach Spencer Danielson, Offensive Coordinator Nate Potter and Defensive Coordinator Erik Chinander host a weekly press conference in the team meeting room of the Bleymaier Football Center.

Tuesday: Practice will be open to the media. Student-athletes are available following practice by request. **Student-athlete requests must be submitted to David Dietrich 24 hours before interviews.**

Wednesday: Closed practice. An assistant coach and student-athletes are available following practice by request. **Student-athlete and assistant coach requests must be submitted to David Dietrich and Alex Semadeni, respectively, 24 hours before interviews.**

Thursday: Closed practice.

Friday: Head coach Spencer Danielson will join Washington head coach Jedd Fisch for a press conference at SoFi Stadium at 2 p.m. PT.

Postgame Interviews

Boise State's locker room is closed. Media will be asked to submit a list of student-athlete requests to David Dietrich with 5:00 remaining in the fourth quarter. During home games, Coach Danielson and selected student-athletes will speak with the media in the team meeting room of the Bleymaier Football Center. On the road, these interviews will take place either in the designated visiting team interview area or outside the visiting team locker room.

PROGRAM HISTORY

First Year of Football	1933
All-Time Record	713-254-12 (.734) 979 games over 88 seasons
4-Year School Record (Since 1968)	512-192-2 (.727) 706 games over 57 seasons
Division I (All) Record	427-166 (.720) 593 games over 47 seasons
FBS Record	293-90 (.765) 383 games over 29 seasons
All-Time Mountain West Record	96-19 (.835) 115 games over 14 seasons
National Championships	2 1958 (JuCo), 1980 (I-AA)
Conference Championships	37 1949, 1950, 1951, 1952, 1953, 1954, 1955, 1956, 1957, 1958, 1960, 1961, 1965, 1966, 1973, 1974, 1975, 1977, 1980, 1994, 1999, 2000, 2002, 2003, 2004, 2005, 2006, 2008, 2009 2010, 2012, 2014, 2017, 2019, 2023, 2024, 2025
Mountain West Championships	7 2012, 2014, 2017, 2019, 2023, 2024, 2025
First Team All-Americans	49 players, 103 times
First Team All-Conference	206 players, 283 times



TALE OF THE TAPE

FBS	MW	BOI	COMPARISON	WASH	BIG	FBS
22	2	47.0%	3RD DOWN CONVERSION PCT	51.1%	4	6
19	3	33.1%	3RD DOWN CONVERSION PCT DEFENSE	38.9%	8	62
89	9	51.5%	4TH DOWN CONVERSION PCT	55.0%	11	65
17	2	39.1%	4TH DOWN CONVERSION PCT DEFENSE	50.0%	8	49
52	5	1	BLOCKED KICKS	1	9	52
94	10	2	BLOCKED KICKS ALLOWED	1	7	53
0	0	0	BLOCKED PUNTS	1	6	21
1	1	0	BLOCKED PUNTS ALLOWED	0	1	1
104	9	58.7%	COMPLETION PERCENTAGE	69.6%	5	11
10	2	3	DEFENSIVE TDS	2	4	30
119	9	91	FEWEST PENALTIES	71	15	53
103	9	7.0	FEWEST PENALTIES PER GAME	5.9	15	56
120	11	802	FEWEST PENALTY YARDS	649	15	66
104	10	61.7	FEWEST PENALTY YPG	54.1	15	66
32	3	216	FIRST DOWNS DEFENSE	215	10	30
11	2	296	FIRST DOWNS OFFENSE	275	5	32
78	6	7	FUMBLES LOST	5	9	34
27	1	8	FUMBLES RECOVERED	5	11	79
125	10	25.8	KICKOFF RETURN DEFENSE	23	15	107
106	10	18.0	KICKOFF RETURNS	22.4	8	41
56	9	40.0	NET PUNTING	34.5	18	131
61	5	9	PASSES HAD INTERCEPTED	8	13	48
15	2	14	PASSES INTERCEPTED	9	7	63
50	5	244.3	PASSING OFFENSE	245.8	7	48
13	3	171.5	PASSING YARDS ALLOWED	207.8	10	50
34	4	12.6	PASSING YARDS PER COMPLETION	12.4	6	45
59	6	7.4	PUNT RETURN DEFENSE	11	13	103
116	10	4.8	PUNT RETURNS	10.1	10	48
122	12	90.9%	RED ZONE DEFENSE	82.5%	6	55
59	6	85.0%	RED ZONE OFFENSE	92.0%	3	13
87	8	164.0	RUSHING DEFENSE	103.6	4	17
32	3	188.4	RUSHING OFFENSE	168.7	7	59
69	7	1.8	SACKS ALLOWED	2.4	14	103
53	5	23.0	SCORING DEFENSE	19.4	6	21
40	3	31.4	SCORING OFFENSE	33.8	5	22
54	6	5	TACKLES FOR LOSS ALLOWED	5.3	13	68
68	6	133.7	TEAM PASSING EFFICIENCY	158.6	5	13
10	2	108.4	TEAM PASSING EFFICIENCY DEFENSE	121.3	6	37
90	7	1.8	TEAM SACKS	1.8	13	92
45	2	5.9	TEAM TACKLES FOR LOSS	4.3	15	120
8	2	33:11	TIME OF POSSESSION	29:42	12	73
36	3	335.5	TOTAL DEFENSE	311.4	5	20
25	2	432.7	TOTAL OFFENSE	414.5	5	39
33	1	+0.46	TURNOVER MARGIN	+0.08	12	68
13	2	22	TURNOVERS GAINED	14	9	77
76	5	16	TURNOVERS LOST	13	11	36
33	4	69.2%	WINNING PERCENTAGE	66.7%	6	35

SERIES HISTORY

WASHINGTON

Big Ten Conference

Record: 2-4 (.333) • H: 1-0 (1.000) • A: 0-3 (.000) • N: 1-1 (.500) • OT: 0-0 (---)

In Postseason Play: 1-1 (.500) • H: 0-0 (---) • A: 0-0 (---) • N: 1-1 (.500) • OT: 0-0 (---)

Current Streak: Washington, 2 • Longest Boise State Win Streak: 1 (2x; 2012, 2015)

Ranking

BSU	Opp	Date	Note	M/N	°F	Location	W/L	Score	Att.
22/20	-	9/8/2007	-	-	65°	Seattle	L	10-24	70,045
20/15/19	-	12/22/2012	32	-	50°	Las Vegas, Nev.	W	28-26	33,217
19/19	-	8/31/2013	-	N	75°	Seattle	L	6-38	71,963
23/24	-	9/4/2015	-	N	59°	Boise	W	16-13	36,836
18/18/19	-	12/19/2019	32	-	55°	Las Vegas, Nev.	L	7-38	34,197
-	10/11	9/2/2023	-	-	78°	Seattle	L	19-56	67,47

GAMES BROADCAST ON ABC

5-3 (.625)

- Overall record since 2010
- Holds a 1-2 (.333) mark in bowl games

GAMES IN NFL STADIUMS

9-6 (.600)

- Overall record since 2007
- Holds a 4-3 (.571) mark in bowl games
- Holds a 2-3 (.400) mark in California

POSTSEASON GAMES

26-20 (.590)

- Overall record since 1949
- Holds a 13-9 (.591) in bowl games in the FBS era (1996)
- Holds a 5-6 (.455) mark in California
- Holds a 1-2 (.333) mark in California in the FBS era (1996)



GAME NOTES

COUNT THEM UP

THIS MARKS BOISE STATE'S...

89th Season of Football

980th game in program history (since 1933)

707th game as a four-year institution (since 1968)

594th game since joining Division I (since 1978)

384th game since elevating to I-A/FBS (since 1996)

CONFERENCE WINNING PCT.

SINCE 2000

Rk	Pct	Team	W	L
1	.880	BOISE STATE	176	24
2	.850	Ohio State	176	31
3	.779	Oklahoma	176	50
4	.750	Georgia	159	53
5	.741	Alabama	149	52
6	.738	Oregon	166	59
7	.727	Clemson	152	57
8	.708	App State	68	28
9	.691	BYU	76	34
10	.688	USC	148	67

DON'T BLINK

HIGHEST SCORING TEAMS SINCE 2000

Rk	PPG	Team	GP	Pts
1	37.834	Oklahoma	343	12,977
2	37.699	BOISE STATE	336	12,667
3	37.500	Oregon	326	11,397
4	35.924	Texas Tech	328	11,783
5	34.960	Ohio State	326	11,397
6	34.431	Texas	334	11,500
7	34.080	Alabama	326	11,110
8	33.451	App State	153	5,118
9	33.277	USC	314	10,449
10	33.167	Oklahoma State	329	10,912

BLUE FIELD ADVANTAGE

OPPONENT FALSE STARTS IN HOME GAMES SINCE 2018

Rk	FS/G	Team	GP	OPP FS
1	2.83	BOISE STATE	47	133
2	2.04	NC State	48	98
	2.04	Oregon	48	98
4	1.95	Utah	44	86
5	1.92	Clemson	49	94
6	1.91	Syracuse	46	88
7	1.88	Tennessee	51	96
8	1.80	Georgia	46	83
9	1.77	Cincinnati	44	78
10	1.76	Utah State	42	74

GOING BOWLING

ACTIVE CONSECUTIVE SEASONS OF BOWL ELIGIBILITY

Rk	Team	Seasons	Extended in 2025?
1	Georgia	29	Yes
2	BOISE STATE	28	YES
3	Clemson	27	Yes
	Oklahoma	27	Yes
5	Alabama	22	Yes

BACK-TO-BACK-TO-BACK

Boise State's championship win over UNLV last Friday marked the Broncos' third consecutive Mountain West title, the first time that has occurred in MW history. Each of those three victories were against UNLV. With the win, Boise State became the 10th FBS team to win three consecutive conference championship games. The full chart of teams can be found on page 10.

SERIES HISTORY

Boise State and Washington will meet for the seventh time on Saturday. This will be the third matchup in a bowl game. The two teams previously met in the Las Vegas Bowl in 2012 and 2018 - the Broncos defeated the Huskies 28-26 in 2012, and fell 38-7 in 2018. The Huskies lead the all-time series 4-2, and won the last match up in Seattle, 56-19, in the 2023 season opener (Sept. 2).

THE COACH PETE BOWL

The game features the two head coaching stops for legendary college football coach Chris Petersen, who is on the ballot to join the 2026 College Football Hall of Fame ballot alongside former Bronco quarterback Kellen Moore. Petersen is the winningest coach in Boise State history, compiling a 92-12 mark (.885). The Broncos' head coach from 2006-13, Petersen led the program to five conference titles, including two undefeated seasons that were capped by claiming two Fiesta Bowl victories (2006 and 2009). He was named the Paul "Bear" Bryant National Coach of the Year following each Fiesta Bowl season, becoming the first head coach to claim the award multiple times. Following his tenure at Boise State, Petersen led Washington to two Pac-12 titles and berth in the 2016 College Football Playoff. Under his guidance, the Huskies played in three New Year's Six bowl games and qualified for a bowl game in all six seasons.

CHASING 10 WINS

Boise State's victory over UNLV in the 2025 Mountain West Championship marked the squad's ninth victory of the season. The Broncos have claimed nine or more wins in 22 of the last 26 seasons (excluding the COVID-19 shortened 2020 season when they went 5-2). A win over Washington would mark Boise State's 20th season with 10+ wins since joining the FBS ranks in 1996, and would be the first time with back-to-back 10+ win seasons since 2018-19.

28 SEASONS LATER

Boise State's victory over Utah State officially clinched a winning season for the Broncos. Boise State has had 28 consecutive winning seasons in a row, the longest active streak in the nation. The Broncos are tied with Oklahoma (1966-93) for the third-longest streak in FBS history.

GOING BOWLING

Boise State's 24-3 win at Nevada on Oct. 24 marked the Broncos' sixth victory, making them bowl eligible for the 28th straight season. This is the second-longest active streak in the nation, trailing only Georgia. The Bulldogs are 12-1 this season, extending their streak to 29 seasons.

BRONCOS IN THE NFL (STADIUMS)

Boise State has played 15 games in NFL stadiums, tallying a 9-6 record (.600). This will be the Broncos' second game at SoFi Stadium and sixth time playing in an NFL stadium in California.

BOISE STATE RESULTS IN NFL STADIUMS

Date	Opponent	Note	Location	NFL Team	W/L	Score
1/1/07	vs. #7 Oklahoma	Fiesta Bowl	Glendale, Ariz.	Cardinals	W	43-42 (OT)
12/23/08	vs. #11 TCU	Poinsettia Bowl	San Diego, Calif.	Chargers	L	16-17
1/4/10	vs. #4 TCU	Fiesta Bowl	Glendale, Ariz.	Cardinals	W	17-10
9/6/10	vs. #7 Virginia Tech		Landover, Md.	Commanders	W	33-30
9/3/11	vs. #19 Georgia	Chick-fil-A Kickoff	Atlanta, Ga.	Falcons	W	35-21
11/19/11	at San Diego State		San Diego, Calif.	Chargers	W	52-35
11/23/13	at San Diego State		San Diego, Calif.	Chargers	L (OT)	31-34
8/28/14	vs. #18 Ole Miss	Chick-fil-A Kickoff	Atlanta, Ga.	Falcons	L	13-35
12/31/14	vs. #12 Arizona	Fiesta Bowl	Glendale, Ariz.	Cardinals	W	38-30
12/24/15	vs. Northern Illinois	Poinsettia Bowl	San Diego, Calif.	Chargers	W	55-7
12/2/23	at UNLV	MW Championship	Las Vegas, Nev.	Raiders	W	44-20
12/16/23	vs. UCLA	LA Bowl	Inglewood, Calif.	Chargers/Rams	L	22-35
10/25/24	at UNLV		Las Vegas, Nev.	Raiders	W	29-24
12/31/24	vs. #6 Penn State	Fiesta Bowl, CFP Quarterfinal	Glendale, Ariz.	Cardinals	L	14-31
8/28/25	at South Florida		Tampa, Fla.	Buccaneers	L	7-34
12/13/25	vs. Washington	LA Bowl	Inglewood, Calif.	Chargers/Rams		



DANIELSON IS BUILT DIFFERENT

Spencer Danielson has won three consecutive conference titles, becoming the second FBS coach to win three straight conference championships in their first three seasons. Lincoln Riley began his career winning three Big 12 crowns from 2017-19 while coaching at Oklahoma. Danielson was named the Broncos' interim head coach on Nov. 12, 2023, and overcame a 0.1% probability to reach the Mountain West Championship to win his first. A day after defeating UNLV 44-20, Danielson was named the head coach. Danielson won his second title last season with a 21-7 victory over UNLV to secure a spot in the 12-team College Football Playoff.

AMONGST THE NATION'S BEST

Head coach Spencer Danielson has been off to quite the start to his head coaching career, boasting a 24-7 mark as the Broncos' head coach. Among active FBS head coaches, his 77.4% winning percentage is the eighth-best at the FBS level who have coached at least one full season.

DANIELSON DOMINATION

Since taking over the Boise State football program as the interim head coach on Nov. 18, 2023, Spencer Danielson is tied for seventh among FBS coaches with 24 overall wins.

DANIELSON HAS FOUND HIS HOME

In addition to his impressive overall win total since taking over Boise State football, head coach Spencer Danielson has led the Broncos to a 14-1 record at home on The Blue. Since Nov. 18, 2023, when Danielson was named the interim head coach, Danielson is 7-1 in conference games and 9-1 against Mountain West teams at Albertsons Stadium.

THE FIRST 25, PART I

Spencer Danielson became the fifth coach in program history to win at least 20 of his first 25 games as the Broncos' head coach. Danielson joined Lyle Smith, Tony Knap, Dan Hawkins and Chris Petersen. The most recent to achieve this was Petersen, who tallied a 23-2 record after he began in 2006. Dan Hawkins began his tenure in 2001 and started 20-5. Tony Knap ushered in the program's four-year era in 1968, earning a 21-4 mark. The legendary Lyle Smith began his career in 1947, starting 25-0 en route to a 39-game win streak to start his time with the Broncos.

THE FIRST 25, PART II

With a win against Washington, Spencer Danielson will pick up his 25th victory as Boise State's head coach. He would earn the 25th victory over the course of 32 games, which would be the sixth-fastest a Bronco head coach has reached 25 wins at the helm of their program.

THE FIRST 15

Through his first 15 conference games as Boise State's head coach, Spencer Danielson accumulated a 13-2 record, tied with Dan Hawkins for the program's third-best record through the first 15 conference contests. Danielson and Hawkins trail the legendary Lyle Smith and Chris Petersen, who each started 15-0 in league play as the Broncos' head coach.

COACH D FOR COACH OF THE YEAR

In 2024, Spencer Danielson was named AFCA Region 5 Coach of the Year, Grant Teaff Coach of the Year and Mountain West Coach of the Year. He was a finalist for AFCA National Coach of the Year and semifinalist for George Munger Coach of the Year. He joined Chris Petersen as the only Bronco head coaches to win conference coach of the year in their first year at the helm.

IT'S NOT AN AGE THING

Boise State head coach Spencer Danielson enters the season as the sixth-youngest head coach in the country and youngest in the Mountain West. Danielson turned 37 on Nov. 11.

RETAINING THE STAFF

Only 11 of 136 FBS programs retained their entire full-time coaching staff from 2024 to 2025. Boise State is one of the 11 and had the best 2024 record of any team to keep every full-time assistant coach on staff. The Broncos' only change was Dirk Koetter moving from offensive coordinator/quarterbacks coach to senior analyst. Tight ends coach Nate Potter was promoted to offensive coordinator and Zak Hill, who was Boise State's offensive coordinator from 2017-19, was hired as pass game coordinator/quarterbacks coach. Wide receivers coach Matt Miller added the title of co-offensive coordinator and offensive line coach Tim Keane takes on the responsibility of run game coordinator.

YOUTHFUL ENERGY

YOUNGEST FBS HEAD COACHES

Rk	Age	Name	School
1	34	Zach Kittley	Florida Atlantic
2	35	Kenny Dillingham	Arizona State
3	36	Scotty Walden	UTEP
4	36	Tre Lamb	Tulsa
5	37	GJ Kinne	Texas State
6	37	SPENCER DANIELSON	BOISE STATE

ALL-TIME WINNING PCT.

RECORDS WHILE AT FBS LEVEL

Rk	Pct	Team	W	L	T
1	.765	BOISE STATE	293	90	0
2	.756	Ohio State	870	268	36
3	.740	Alabama	969	327	41
4	.732	Michigan	995	353	35
5	.726	Notre Dame	895	327	33
6	.725	Oklahoma	907	330	47
7	.699	Texas	920	388	31
8	.695	USC	793	336	40
9	.688	Penn State	927	410	37
10	.681	Nebraska	897	410	37

SINCE 2000

OVERALL WIN PERCENTAGE SINCE 2000

Rk	Pct	Team	W	L
1	.837	Ohio State	273	53
2	.804	BOISE STATE	270	66
3	.790	Oklahoma	271	72
4	.783	Georgia	271	75
5	.767	Alabama	250	76
6	.747	Oregon	248	84
7	.740	LSU	248	87
8	.735	Clemson	253	91
9	.704	Texas	235	99
10	.697	TCU	228	99

HOME FIELD ADVANTAGE

HOME WIN PERCENTAGE SINCE 2000

Rk	Pct	Team	W	L
1	.902	Ohio State	156	17
2	.901	Oklahoma	145	16
3	.896	BOISE STATE	147	17
4	.866	Georgia	142	22
5	.855	LSU	153	26
6	.851	Oregon	143	25
7	.833	Alabama	140	28
8	.808	App State	59	14
9	.805	Clemson	149	36
10	.803	Michigan	143	35



BOWL APPEARANCES (G5)

TOTAL BOWL APP. BY G5 TEAMS (ENTERING 2025 SEASON)

Rk	No.	Team	Playing in 2025 Bowl?
1	29	Air Force	No
	29	Fresno State	Yes
3	25	Southern Miss	Yes
	25	Navy	Yes
5	23	BOISE STATE	YES
	23	Tulsa	No
7	22	Toledo	Yes
8	19	Marshall	No
	19	Nevada	No
	19	Wyoming	No

CONFERENCE CROWNS

TOTAL CONFERENCE TITLES WON BY CURRENT FBS PROGRAMS

Rk	No.	Team
1	50	Oklahoma
2	46	Nebraska
3	45	Michigan
4	39	Ohio State
5	37	BOISE STATE
	37	USC
7	35	Tulsa
8	34	Alabama
9	32	Texas
10	29	Fresno State

DOUBLE-DIGIT WINS

MOST 10-WIN SEASONS SINCE 1996

Rk	No.	Team	Last
1	23	Ohio State	2025
2	20	Alabama	2025
	20	Oklahoma	2025
4	19	BOISE STATE	2024
	19	Georgia	2025
6	16	Oregon	2025
7	14	LSU	2023
	14	Michigan	2023
9	13	Clemson	2024
	13	TCU	2022
	13	Virginia Tech	2016

WILD, WILD WEST

WINS BY WESTERN TEAMS SINCE 2000

Rk	No.	Team
1	270	BOISE STATE
2	248	Oregon
3	218	USC
4	215	Utah
5	214	BYU
6	195	Fresno State
7	189	Colorado
8	182	Air Force
9	180	Washington
10	173	Arizona State

MOST IN THE MOUNTAIN WEST

Boise State has won seven conference championships in the Mountain West, the most by a current member of the league, and surpassing the four claimed by BYU, TCU and Utah for the most in conference history.

JOINING THE BATTLE

Defensive coordinator Erik Chinander started the season calling plays from the press box, but moved down to the field ahead of the Broncos' matchup against App State. The move has paid off, with the Boise State defense performing significantly better with Chinander on the sidelines. The full breakdown of the unit's stats can be found on page 8.

THE MVPS

Maddux Madsen was named the 2025 Mountain West Championship Offensive MVP after totaling four touchdowns in the 38-21 victory. Ty Benefield was named the Defensive MVP, after posting a team-high eight tackles, one tackle-for-loss and one fumble recovery.

MADDUX MAKES MOUNTAIN WEST HISTORY

Maddux Madsen threw for three touchdown passes and ran for one more, becoming the first quarterback in conference history to throw and rush for at least one touchdown in back-to-back MW Championship games. In the 2024 championship game, Madsen threw for 158 yards and one touchdown, while scurrying for a touchdown as well. Madsen's four touchdowns tied a MW Championship record, tying his former teammate Taylen Green, who did so in 2023 against UNLV, and Utah State's Logan Bonner, who did so at San Diego State in 2021.

A MODERNIZED STABLE

Boise State running backs Dylan Riley and Malik Sherrod each caught a touchdown reception in the Broncos' 38-21 victory over UNLV in the championship contest. It was the second time this season two Boise State running backs recorded a receiving touchdown, after Sherrod and Sire Gaines caught touchdown receptions in the regular season contest against UNLV on Oct. 18. This is the first time since the 2000 season that Boise State has had two games with multiple touchdown receptions by two different running backs. In 2000, Brock Forsey and Davy Malaythong both had receiving touchdowns at Washington State on Oct. 7 and Arkansas State on Nov. 4. The Broncos are the first team to record two such games in a season since Navy did so last season. Boise State has recorded five receiving touchdowns from its running backs so far on the season, tying Kennesaw State for the most in the nation.

LIKE HE NEVER MISSED A BEAT

After missing the past two games due to injury, Maddux Madsen returned in the starting role and passed for three touchdowns to lead Boise State to a MW Championship. The redshirt junior quarterback is the eighth Bronco in program history to throw for at least 50 touchdowns donning the Blue and Orange. Madsen has thrown for at least three touchdown passes six times in his career, three of which have occurred this season. Madsen also threw for 289 passing yards, marking his 17th career game with over 200 passing yards. He has done so in eight of the nine full games he has played in this season.

TAKEAWAYS UNDER THE LIGHTS

Boise State linebacker Boen Phelps forced a fumble in the 2025 Mountain West Championship, with safety Ty Benefield recovering it. It marked the third consecutive MW title game the Broncos had forced a fumble. Seyi Oladipo did so in 2024 while Alexander Teubner did so in 2023.

BENEFIELD PUTTING UP NUMBERS

Benefield enters the LA Bowl with 100 tackles, 8.5 TFLs, two interceptions, one forced fumble and one fumble recovery this season. He is the first Boise State player and seventh Mountain West player to attain those numbers since at least 2005 and one of two FBS players to do so this year.

STEGE FINISHING STRONG

Defensive end Max Stege has put together an impressive show over the past two games. Against Utah State in the regular season finale, Stege had a pair of TFLs and a forced fumble, marking his first game with multiple tackles-for-loss and his first forced fumble of his career. In the championship game against UNLV, Stege recorded multiple TFLs again and ended the game with four tackles, matching his career high.



FAMILIAR FACES

Boise State's victory over UNLV in the 2025 Mountain West Championship marked the Broncos' 11th consecutive victory over the Rebels. The Broncos boast an undefeated 10-0 record against UNLV since Boise State joined the MW in 2011, including in each of the last three conference title games. The Rebels last defeated Boise State on Nov. 6, 1976, winning 31-26 in Las Vegas. Boise State and UNLV met five times over a span of 734 games, with the Broncos winning all five matchups. That is the shortest span between five consecutive wins over the same opponent by an FBS team since 1980.

MADSEN THE WINNER

Maddux Madsen is the second starting quarterback in Mountain West history to claim back-to-back conference crowns. The redshirt junior joins San Diego State's Christian Chapman (2015-18), who won two conference championships as a freshman and sophomore for the Aztecs. Both were named the Offensive MVP in one of the two games - Chapman earned the honor in his first appearance (2015) while Madsen garnered the recognition in his second (2025).

BRONCOS FOR 500

Boise State generated 512 yards of offense against Utah State, marking the fifth time the Broncos have generated over 500 yards of offense this season. Boise State did so four times last season, and have done so 10 times under Spencer Danielson. It is the first time the Broncos have generated 500 yards of offense at least four times in back-to-back seasons since 2018-19. It is the first time Boise State has had five games of over 500 yards of total offense since 2018.

BUILT FOR THE MOMENT

Boise State's 25-24 victory over Utah State marked the squad's only one-possession game of the season. Prior to Friday's thriller, the Broncos' closest game was a 17-7 loss to San Diego State on Nov. 15. Boise State's closest win was a 49-37 victory over Air Force on Sept. 20.

THIRD DOWN SUCCESS, PART I

This season, Boise State is converting on 47.0% of third downs, ranking 22nd in the country. The Broncos limit opponents to a 33.1% success rate, ranking 19th in the nation. The +13.9% margin is the 11th-best in the country. Boise State was 13-of-24 on third down attempts against Utah State. The 13 conversions mark the most in the Broncos' FBS era (since 1996) and is tied for the fifth-most by a Mountain West team since Boise State joined the conference in 2011. The Broncos held the Aggies to just one third-down conversion. The +12 third-down differential is tied for the most in a game this season, and tied for the second-most in MW history.

RILEY JOINS THE 1,000 CLUB

Dylan Riley's 6-yard touchdown at Utah State not only gave Boise State a fourth quarter lead, it also gave him exactly 1,000 rushing yards on the season. He finished the contest with 120 yards and added 75 yards against UNLV, putting him at 1,091 this year. The sophomore is Boise State's 18th 1,000-yard rusher, with the group combining for 30 1,000-yard rushing seasons since 1968. The Broncos have had a 1,000-yard rusher in 21 of their 30 seasons at the FBS level.

LOCKDOWN CORNERS

Boise State cornerbacks Jeremiah Earby, Demetrius Freaney and Sherrod Smith were lockdown at Utah State, holding the Aggies to four receptions on 19 combined targets. Quarterback Bryson Barnes was held to a season-low 13 completions and 41.9 completion percentage. Wide receiver Braden Pegan, who entered the contest averaging over five catches and 80 yards per game, was limited to 27 yards on two receptions.

MAXIMUM MAX

Max Cutforth threw for a career-high 341 passing yards in the win against Utah State, earning Mountain West Offensive Player of the Week for the first time in his career. His honor gives the Broncos eight weekly awards this season, including three on offense. The redshirt sophomore quarterback is the first Bronco to throw for over 300 yards in a road contest since Hank Bachmeier tallied 407 yards against Florida State on Aug. 31, 2019, and the first Boise State quarterback to throw for over 300 yards on the road in a conference game since Brett Rypien recorded 399 passing yards against Air Force on Oct. 27, 2018.

WAGNER'S A WINNER

Tight end Matt Wagner recorded a career-high five catches and 69 yards against Utah State, while also scoring his first career touchdown in the second quarter. He recorded 60 yards after catch. Wagner has recorded 23 catches for 244 yards on the season, with nine of those catches and 106 of those yards occurring over the last three games.

THREE-GAME WIN STREAKS

CONSECUTIVE SEASONS WITH A THREE-GAME WIN STREAK

Rk	Seasons	Team
1	28	Georgia
2	27	BOISE STATE
3	24	Ohio State
4	22	Alabama

All teams recorded a three-game win streak in 2025

FIREWORKS AT HOME

MOST GAMES SCORING 50+ POINTS AT HOME SINCE 2000

Rk	Games	Team
1	52	Oregon
2	46	Texas Tech
3	43	BOISE STATE
4	42	Texas
5	41	Oklahoma State

POINTS ON THE BOARD

CONSECUTIVE GAMES WITHOUT BEING SHUT OUT

Rk	Games	Team	Years
1	474	Florida	1988-present
2	419	TCU	1991-present
3	400	Georgia	1995-present
4	395	Virginia Tech	1995-present
5	376	Nebraska	1996-present
6	366	BOISE STATE	1997-present

CENTURY MARK RUSHERS

INDIVIDUAL 100-YARD RUSHING GAMES SINCE 2022

Rk	Games	Team
1	42	Air Force
2	41	Army
	41	Jax State
4	40	BOISE STATE
5	34	Liberty
	34	Michigan
7	33	Louisville
8	32	Kansas State
	32	Ole Miss
10	31	Marshall
	31	Navy
	31	UCF

MW ALL-CONFERENCE

Team	Pos.	Name
First	S	Ty Benefield*
First	OL	Kage Casey*
First	CB	A'Marion McCoy*
First	OL	Mason Randolph
Second	CB	Jeremiah Earby
Second	DL	Braxton Fely*
Second	RB	Dylan Riley
Second	EDGE	Jayden Virgin-Morgan*
H.M.	OL	Roger Carreon
H.M.	P	Oscar Doyle
H.M.	TE	Matt Lauter*

* 2x Honoree



OPENING DRIVES

BOISE STATE'S OPENING DRIVES IN 2025

Opponent	Result	W/L	Score
at South Florida	Fumble	L	7-34
Eastern Washington	Touchdown	W	51-14
at Air Force*	Punt	W	49-37
App State	Touchdown	W	47-14
at #21/21 Notre Dame	Punt	L	7-28
New Mexico*	Field Goal	W	41-25
UNLV*	Touchdown	W	56-31
at Nevada*	Punt	W	24-3
Fresno State*	Punt	L	7-30
at San Diego State*	Punt	L	7-17
Colorado State*	Touchdown	W	49-21
at Utah State*	Punt	W	25-24
UNLV (MW Championship)	Punt	W	38-21
Washington (LA Bowl)			

CALLING FROM THE FIELD

BOISE STATE'S DEFENSIVE STATS BASED ON ERIK CHINANDER'S LOCATION

Statistic	Field	Press Box
Games	10	3
Points Allowed/Game	21.4	28.3
Rushing Yards Allowed/Game	163.0	167.3
Passing Yards Allowed/Game	155.3	225.7
Total Yards Allowed/Game	318.3	393.0
Sacks-Yards Lost	17-114	6-33
Tackles For Loss-Yards Lost	57-216	20-57
Interceptions	12	2
Fumble Recoveries	7	1
Takeaways	19	3
Defensive Touchdowns	3	0
3rd Down Conversion Pct.	30% (37/124)	42% (19/45)
4th Down Conversion Pct.	33% (5/15)	50% (4/8)
Red Zone Touchdown Pct.	72% (23/32)	83% (10/12)
Red Zone Score Pct.	88% (28/32)	100% (12/12)

1,000 ON THE GROUND

MOST 1,000-YARD RUSHERS SINCE 2009

Rk	No.	Team
1	15	BOISE STATE
2	14	Ohio State
	14	Oregon
	14	Wisconsin
5	13	Auburn
	13	San Diego State

LOCAL PRODUCTS

TREASURE VALLEY NATIVES TO PLAY QUARTERBACK AT BOISE STATE

Name	Year(s)	Hometown/High School
Pat Ebright	1969-70	Boise/Boise
Hal Zimmerman	1968-69	Parma/Parma
Jim McMillan	1971-74	Caldwell/Vallivue
Dee Pickett	1976-77	Caldwell/Vallivue
Bob Wheeler	1985	Boise/Borah
Travis Stuart	1991-92	Meridian/Meridian
Bryan Harsin	1996-98	Boise/Capital
Andy Peters	2020	Boise/Timberline
Max Cutforth	2024-25	NAMPA/SKYVIEW

DOUBLE TROUBLE

Max Cutforth's 341-yard passing performance is the third 300+ yard passing performance by a Bronco this season. Previously, Maddux Madsen threw for 307 yards against Eastern Washington (Sept. 5) and 321 yards against App State (Sept. 27). This is the first time since 2013 the Broncos have had multiple quarterbacks record a 300-yard passing game in the same season. Grant Hedrick and Joe Southwick had a pair of 300-yard games that season. Boise State is one of five FBS schools this season that have had multiple quarterbacks record a 300+ yard game, joining App State, Clemson, UTEP and Western Kentucky.

MAKING PLAYS IN THE BACKFIELD

Boise State recorded a season-high 9.0 tackles for loss in the win at Utah State on Nov. 28. Roman Caywood and Max Stege each had 2.0 TFLs, career highs for both players. Bol Bol also recorded his first career sack in the fourth quarter, while Braxton Fely, Boen Phelps and Jayden Virgin-Morgan also recorded a TFL. Derek Ganter Jr. and Sherrod Smith each combined for a TFL as well.

RECORD BOOK RUNNING

Boise State has had marks ranking in the top 10 in single-game history for yards per carry twice so far on the season. The Broncos averaged 9.1 yards per carry (282 rushing yards on 31 total attempts) against Air Force on Sept. 20, good for the fourth-highest total in program history. Boise State averaged 8.91 yards per carry (294 rushing yards on 33 carries) at home against UNLV on Oct. 18, 2025, the seventh-highest single-game total in program history.

SECOND HALF AT HOME

In seven home games, Boise State outscored opponents 128-73 in the second half. In games against MW teams at home, the Broncos outscored opponents 74-53 in the second half.

AIR DEFENSE

Boise State has the 13th-best passing defense in the country, allowing 171.5 yards per game. Since Sept. 27 against App State, Boise State has held its opponents to less than 200 yards passing in seven of 10 games. Of those 10 contests, the Bronco defense has allowed 155.3 passing yards per game. This season, Boise State has held opponents under 50 yards twice, under 100 yards three times, under 150 yards four times, under 200 yards eight times and under 250 yards 11 times.

FAST START, PART I

Boise State has been dominant in the opening quarter, outscoring its opponents 110-47 in the frame. Since 1998, the Broncos are 110-4 (.965) when scoring 14+ points in the first quarter, having done so in five of their nine victories this season. Boise State led Eastern Washington 20-0 after the first quarter on Sept. 5, led Air Force 14-7 on Sept. 20, earned a 14-0 lead over App State and led UNLV 14-3 and 14-0. Boise State has scored 14+ points in the first quarter in at least one game every season since 1997. The Broncos have outscored their opponents 226-159 in the first half of their games this season. Boise State has held their opponent scoreless in the first quarter in six games in 2025, eclipsing the total from 2024.

IT TAKES A TEAM

Boise State's rushing attack has been very productive this season. Dylan Riley (1,091) and Sire Gaines (795) make the Broncos one of seven teams with a pair of running backs over 700 yards on the season, joining Indiana, Iowa State, Michigan, Northern Illinois, Texas Tech and UTSA. Riley and Gaines are the only duo to also have at least eight rushing touchdowns and 10 receptions apiece. Malik Sherrod has 401 rushing yards, making Boise State one of five teams in the nation with three running backs over 400 yards. It is joined by Indiana, Louisiana Tech, Navy and Oregon.

THE CLOSER

Dylan Riley ranks fourth in the FBS in fourth quarter rushing yards at 418. He is tied for second in the nation in fourth quarter touchdowns (5) and ranks sixth in the country in fourth quarter rushing attempts (62). The sophomore averages 6.74 yards per carry, has picked up 14 first downs and has nine rushes of 10+ yards in the final frame. Riley scored the go-ahead touchdown run against Utah State with 2:26 remaining in the fourth quarter on Nov. 28.

ANCHORING THE TRENCHES

According to PFF, Kage Casey is the third highest-graded left tackle in the nation with more than 800 offensive snaps (80.5). The redshirt junior also ranks third in the position group in run blocking grade (77.5). He has played a team-high 942 offensive snaps this season. Casey earned a PFF overall grade of 83.4 in 2024, a number that ranked fourth among FBS left tackles who played over 700 snaps. He did not allow any sacks and played a team-high 947 offensive snaps.



BENEFIELD BEEN BALLIN'

Ty Benefield recorded seven tackles against Utah State, matching Boen Phelps and Sherrod Smith for the team-high. The safety has led the team in tackling in 10 games this season, also doing so against Eastern Washington (9), Air Force (11), App State (7), Notre Dame (8), UNLV (7), Nevada (6), Fresno State (11), San Diego State (11) and UNLV (8).

HOMETOWN HERO

Redshirt sophomore Max Cutforth made his first career start at San Diego State, making him the first Boise-area native to start at quarterback for the Broncos since Travis Stuart in 1992. Against Colorado State, he threw for 239 yards while connecting on 22 of his 34 pass attempts, earning his first career win. He totaled 341 passing yards and a pair of touchdowns against Utah State, connecting on 26 of his 49 pass attempts. Cutforth, a native of Nampa and graduate of Skyview HS, joins a short list of local products to play quarterback for Boise State. The most recent Treasure Valley product to see action at quarterback was Andy Peters, a Timberline HS graduate who completed four passes against Air Force on Oct. 31, 2020.

REACHING THE CENTURY MARK

Since 2022, Boise State has recorded 40 individual performances of 100+ rushing yards, ranking fourth in the FBS. Air Force leads the country with 42 performances, followed by Army and Jacksonville State at 41. The Broncos are ahead of Liberty and Michigan (34). Utah State is the next-closest Mountain West team at 26.

BALANCED ATTACK

The Broncos defeated Colorado State behind 279 rushing yards and 254 passing yards, marking the fourth game this season Boise State has generated over 250 yards in both categories. Boise State previously did so against Eastern Washington on Sept. 5 (328 rushing, 309 passing), at Air Force on Sept. 20 (282 rushing, 310 passing), and against UNLV on Oct. 18 (294 rushing, 264 passing). The Broncos are tied with Oregon and South Florida for the most games over 250 yards in each category in the country. It is the first time the Broncos have generated four such games in a single season since 2004. The Broncos have eclipsed 250 yards in both categories 31 times in the FBS era. This year's group joins the 2004 (4), 2015 (3) and 2024 (3) squads as the only teams to reach those marks more than twice in a season.

OWNING THE GROUND, PART I

Boise State scored all six of its touchdowns on the ground against Colorado State, the highest total of the season and the most since rushing for seven in last year's opener against Georgia Southern on Aug. 31, 2024. It is the third time the Broncos have rushed for at least six touchdowns in a Mountain West contest, and the 15th time overall since joining the FBS ranks in 1996.

OWNING THE GROUND, PART II

The Broncos have rushed for at least five touchdowns in three games on the season, having rushed for five each against Eastern Washington (Sept. 5) and Air Force (Sept. 20). Boise State rushed for at least five scores twice in 2024, marking the first time the Broncos have had multiple games with five or more rushing touchdowns in back-to-back seasons since 2004-05.

GOING THE DISTANCE

Boise State had a 10-play, 98-yard touchdown drive against Colorado State, the longest drive of the season. It was the Broncos' longest touchdown drive since a 5-play, 99-yard drive against Wyoming on Oct. 29, 2016. Boise State has had three 90+ yard touchdown drives this season.

HOW DO YOU STOP THEM ALL?

Sire Gaines and Malik Sherrod each recorded a pair of rushing scores against Colorado State on Saturday, marking the first time Boise State has had two different players record multiple rushing touchdowns in the same game since Taylen Green and George Holani did so against San Diego State on Sept. 30, 2022. Since joining the Mountain West, the Broncos have done so six times. There have been three such instances consisting only of Boise State running backs, while three times have involved a Bronco quarterback and running back.

GAMES WITH TWO BRONCOS SCORING TWO OR MORE RUSHING TOUCHDOWNS SINCE 2011

Date	Opponent	Rusher (Touchdowns)	Rusher (Touchdowns)	Result
Nov. 22, 2025	Colorado State	RB Sire Gaines (2)	RB Malik Sherrod (2)	W, 49-21
Sept. 30, 2022	San Diego State	QB Taylen Green (2)	RB George Holani (2)	W, 35-13
Sept. 19, 2015	Idaho State	RB Jeremy McNichols (3)	RB Kelsey Young (2)	W, 52-0
Nov. 8, 2014	at New Mexico	RB Jay Ajayi (2)	QB Grant Hedrick (2)	W, 60-49
Oct. 19, 2013	Nevada	RB Jay Ajayi (3)	QB Grant Hedrick (2)	W, 34-17
Oct. 15, 2011	at Colorado State	RB DJ Harper (2)	RB Doug Martin (3)	W, 63-13

TOP 25 BRONCOS

BRONCOS RANKED IN THE FBS TOP 25

Solo Tackles Per Game

Player	Avg.	FBS Rank	MW Rank
Ty Benefield	5.08	11	3

Yards Per Reception

Player	Avg.	FBS Rank	MW Rank
Chris Marshall	19.08	12	2

Fumbles Recovered

Player	FR	FBS Rank	MW Rank
Mana Tuioti	2	12	3

Passing Yards Per Completion

Player	Avg.	FBS Rank	MW Rank
Maddux Madsen	13.51	15	1

Interceptions

Player	INTs	FBS Rank	MW Rank
Jeremiah Earby	4	16	3
A'Marion McCoy	4	16	3

Rushing Yards

Player	Yds	FBS Rank	MW Rank
Dylan Riley	1,091	19	2

Combined Kick Return Yards

Player	Yds	FBS Rank	MW Rank
Malik Sherrod	469	22	1

Rushing Yards Per Carry

Player	Avg.	FBS Rank	MW Rank
Dylan Riley	5.90	24	2

NO FLY ZONE, PART I

FEWEST PASSING YARDS ALLOWED IN TWO-GAME SPAN: MW SINCE 1996

Rk	Team	Yds	Dates
1	BOISE STATE	52	11/1/2025, 11/15/2025
2	Colorado State	62	11/19/2025, 11/25/2022
3	San Jose State	71	9/20/2014, 9/27/2014
4	Air Force	80	10/18/2014, 11/1/2014
5	San Jose State	84	9/3/2015, 9/12/2015

NO FLY ZONE, PART II

FEWEST PASSING YARDS ALLOWED IN TWO-GAME SPAN: FBS SINCE 1996

Rk	Team	Yds	Dates
1	Army	27	12/9/2017, 12/23/2017
2	Kansas State	40	9/16/2000, 9/23/2000
3	NC State	44	8/31/2002, 9/7/2002
4	Navy	47	9/6/2010, 9/11/2010
5	BOISE STATE	52	11/1/2025, 11/15/2025



BACK-TO-BACK-TO-BACK

TEAMS TO WIN AT LEAST THREE STRAIGHT CONFERENCE CHAMPIONSHIP GAMES

Team	Conference	Years
Florida	SEC	1993-96
Marshall	MAC	1997-2000
Oklahoma	Big 12	2006-08
Florida State	ACC	2012-14
Alabama	SEC	2014-16
Clemson	ACC	2015-20
Oklahoma	Big 12	2017-19
Ohio State	Big 10	2017-20
Michigan	Big 10	2021-23
BOISE STATE	MW	2023-25

20+ YARD PLAYS, PART I

GAME-BY-GAME (Touchdowns in parentheses)

Opponent	Boise State			Opponents		
	Rush	Pass	Total	Rush	Pass	Total
at South Florida	0 (0)	3 (0)	3 (0)	2 (1)	5 (1)	7 (2)
Eastern Wash.	6 (3)	5 (1)	11 (4)	0 (0)	2 (0)	2 (0)
at Air Force*	4 (3)	7 (1)	11 (4)	2 (0)	6 (0)	8 (0)
App State	2 (0)	5 (2)	7 (2)	1 (0)	0 (0)	1 (0)
at #21/21 Notre Dame	1 (0)	2 (0)	3 (0)	3 (1)	3 (0)	6 (1)
New Mexico*	1 (0)	2 (1)	3 (1)	0 (0)	4 (0)	4 (0)
UNLV*	6 (2)	7 (3)	13 (5)	5 (0)	3 (1)	8 (1)
at Nevada*	0 (0)	1 (0)	1 (0)	2 (0)	0 (0)	2 (0)
Fresno State*	1 (0)	0 (0)	1 (0)	1 (0)	0 (0)	1 (0)
at San Diego State*	1 (0)	0 (0)	1 (0)	3 (0)	1 (0)	4 (0)
Colorado State*	3 (1)	3 (0)	6 (1)	1 (0)	3 (0)	4 (0)
at Utah State*	1 (0)	5 (1)	6 (1)	4 (1)	4 (0)	8 (1)
UNLV (MWC)	1 (0)	5 (1)	6 (1)	4 (0)	4 (0)	8 (0)
Washington (LA Bowl)						
TOTAL	27 (9)	45 (10)	72 (19)	28 (3)	35 (2)	63 (5)

20+ YARD PLAYS, PART II

BY PLAYER (Touchdowns in parentheses)

Player	Rushing	Receiving	Total
Dylan Riley	13 (4)	1 (1)	14 (5)
Malik Sherrod	6 (3)	5 (1)	11 (4)
Chris Marshall	0 (0)	10 (1)	10 (1)
Cameron Bates	2 (2)	6 (0)	8 (2)
Sire Gaines	5 (0)	1 (1)	6 (1)
Ben Ford	0 (0)	5 (2)	5 (2)
Latrell Caples	0 (0)	5 (1)	5 (1)
Matt Lauter	0 (0)	4 (0)	4 (0)
Chase Penry	0 (0)	3 (0)	3 (0)
Matt Wagner	0 (0)	3 (0)	3 (0)
Quinton Brown	0 (0)	2 (2)	2 (2)
Maddux Madsen	1 (0)	0 (0)	1 (0)
TOTAL	27 (9)	45 (10)	72 (19)
Player	Passing		
Maddux Madsen	37 (9)		
Max Cutforth	8 (1)		

20+ YARD PLAYS, PART III

20+ YARD PLAYS (Touchdowns in BOLD)

YDS	PLAY	OPPONENT
77	Dylan Riley run	Eastern Wash.
75	Dylan Riley catch from Maddux Madsen	at Air Force
66	Quinton Brown catch from Max Cutforth	Utah State
65	Dylan Riley run	UNLV
60	Ben Ford catch from Maddux Madsen	Eastern Wash.
49	Dylan Riley run	UNLV
46	Chris Marshall catch from Maddux Madsen	Eastern Wash.
46	Sire Gaines run	Eastern Wash.

SIRE'S TURN

Sire Gaines had arguably his best night as a Bronco against Colorado State. The redshirt freshman running back rushed for a career-high 149 yards and found the end zone twice. It was the second time Gaines has surpassed 100 yards on the ground, after totaling 110 yards in his Bronco debut against Georgia Southern on Aug. 31, 2024. The tailback has now rushed for a pair of touchdowns twice in his career, and has recorded four games with multiple touchdowns. Gaines has recorded nine career rushing touchdowns, eight of which have occurred this season.

CAPLES WITH A CAREER-HIGH

Latrell Caples recorded back-to-back games with a career-high seven receptions against San Diego State (Nov. 15) and Colorado State (Nov. 22). He is the first Bronco to record at least seven receptions in back-to-back games since Eric McAllister did so in 2023 (Oct. 28 & Nov. 4). He is one of two Broncos on the roster that have recorded seven receptions in a game: Matt Lauter did so against Portland State on Sept. 21, 2024, catching seven passes for 91 yards and a touchdown. Caples currently leads the team in both receptions (46) and yards (547).

CREATING CHAOS

Boise State forced four turnovers (three interceptions, one fumble) in the contest against Colorado State, marking the third time this season the Broncos have generated four or more turnovers. That is the most in a single season since 2015, when the squad also recorded three such games. The Broncos have recorded three interceptions in a game for the third time this season, the first time Boise State has had three such games since 2015.

PLAYMAKIN' CORNER, PART I

Jeremiah Earby notched two interceptions against Colorado State, his second game this season with multiple interceptions. The senior had previously recorded two picks against Nevada on Oct. 24. He is one of seven FBS players that have multiple games with two or more interceptions on the season. Earby is the first Bronco since Brandyn Thompson in 2010 to have multiple games with at least two interceptions in the same season. The performance marks the 27th time since 2000 that a Bronco has recorded two or more interceptions in a single game. Earby is up to four interceptions on the season and seven in his career. His four picks this season are tied with A'Marion McCoy for the most by a Bronco this season. Boise State is one of 11 teams to have multiple players with at least four interceptions. It is the first time Boise State has had a pair of players with at least four interceptions each since 2015, when Darian Thompson (5) and Donte Deayon (4) accomplished the feat.

PLAYMAKIN' CORNER, PART II

Jeremiah Earby also recovered a fumble in the second quarter against the Rams, marking his second fumble recovery as a Bronco. The cornerback is one of only two players in the country (John Nestor, Minnesota) that has recorded two interceptions and a fumble recovery in a single game this season. It is only the third time a player has accomplished the feat in a Mountain West game during Boise State's tenure, as UNLV's Jackson Woodard did so against Utah State on Oct. 11, 2024 and Air Force's Brodie Hicks did it against Wyoming on Oct. 10, 2015. Earby is the first Bronco to record two interceptions and a fumble recovery in the same game since at least 2005.

EARBY REPEATS AS PLAYER OF THE WEEK

Jeremiah Earby was named the Old Trapper Mountain West Defensive Player of the Week on Nov. 24 after tallying two interceptions and a fumble recovery against Colorado State. This is the cornerback's second conference award of the season. He and Boen Phelps are the only Bronco defensive players to secure the award this year. This is the first time since 2022 multiple Boise State players have earned MW Defensive Player of the Week. That year, DJ Schramm, Ezekiel Noa and JL Skinner were honored. The Broncos have eight total honors this season, with Dylan Riley earning Offensive Player of the Week twice, Sire Gaines picking up a pair of Freshman of the Week honors and Max Cutforth earning one Offensive Player of the Week nod.

MOUNT ZION

Boise State safety Zion Washington had quite the senior night performance against Colorado State. In his second game back from an injury, Washington recorded a team-high nine tackles, including a sack, and notched his first career interception. He is the first player to record an interception and sack in a single game since A'Marion McCoy did so against Utah State on Nov. 18, 2023. He is one of two Broncos in the program's FBS era to record at least nine tackles, one sack and one interception in the same game, and is one of 15 players nationally to reach those feats in a single game this season. Washington recorded five tackles against Utah State.



UNDER 100

Boise State held San Diego State to 17 passing yards in the contest on Nov. 15, the lowest the Broncos have allowed in the program's FBS era. It marked the third game this season the Bronco defense has held an opponent to under 100 passing yards after holding App State to 65 yards on Sept. 27 and Fresno State to 35 yards on Nov. 1. The accomplishment marks the first time the Broncos have held an opponent under 100 yards multiple times in a season since 2022, when it occurred four times. Boise State has done so three times over the last six seasons.

NO PASSING ZONE

The Broncos held San Diego State to 17 passing yards on Nov. 15, the lowest total the squad has allowed in the program's FBS era and second-lowest of any FBS team this season. Missouri limited Louisiana to 4 passing yards on Sept. 13. It was also the second-lowest total the Aztecs had recorded in a Mountain West game, and the lowest total they have recorded since 2016.

TACKLES FOR TY

Ty Benefield has tallied 11 tackles in a game three times this season after posting five solo and six assisted stops at San Diego State. He is the ninth Boise State player since 2005 to register 11+ tackles three or more times in a season. The most recent was Alexander Teubner, who had three in 2023. Korey Hall is the only player to achieve the feat twice, notching three 11-tackle games in 2005 and 2006. Leighton Vander Esch has the most in a season, making 11+ tackles seven times during the 2017 campaign.

STOPPING THE RUN

The Broncos held Colorado State to 39 rushing yards, the fewest by an opponent since limiting Hawai'i to 37 on Nov. 16, 2024. Under defensive coordinator Erik Chinander, Boise State has held opponents under 100 rushing yards six times, including five in Mountain West contests.

DOMINATION IN THE AIR

Boise State has held Fresno State and San Diego State to a combined 52 passing yards in a two-game span, after the Bulldogs threw for 35 yards on Nov. 1 and the Aztecs threw for 17 on Nov. 15. The 52 passing yards are the fewest passing yards allowed over a two-game span in Mountain West history, and the fifth-fewest in FBS history since 1996. The Broncos have held opposing quarterbacks to their lowest passing total of the season five times at the time of the game. They held App State's AJ Swann to 64 yards, Notre Dame's CJ Carr to 189, New Mexico's Jack Layne to 115, Fresno State's Carson Conklin to 35, and San Diego State's Jayden Denegal to 17.

TWO FOR 75

Boise State had a pair of players rush for over 75 yards against San Diego State, with Dylan Riley finishing with 79 rushing yards and Sire Gaines totaling 78. The Broncos have done so three times this season, achieving the feat against Air Force (Riley, 171; Malik Sherrod 80) and Eastern Washington (Riley 123, Sire Gaines 98). It is the first time the Broncos have hit the mark on three different occasions in the same season since 2023.

FIRST TIME CONNECTION

Max Cutforth threw his first career touchdown pass to Chase Penry in the second quarter, who also recorded his first touchdown catch as a Bronco. It was the first time a Bronco quarterback and wide receiver recorded their first Boise State touchdown on the same completion since Taylen Green found Billy Bowens for a touchdown on Oct. 8, 2022.

MASON FOR MANNELLY

Redshirt senior Mason Hutton was one of 10 semifinalists for the Patrick Mannelly Award, presented annually to the nation's top long snapper. Hutton has not missed a snapping opportunity since his debut in 2022, playing 55 straight games. Entering the MW Championship, his 2025 PFF grade was a career-high 71.5. He has totaled four tackles and caught a two-point conversion during his career. During his time as a Bronco, he has been the snapper for kicker Jonah Dalmas, who holds the program's career field goal (93) and scoring (508 points) records, and punter James Ferguson-Reynolds, who averaged a nation-best 49.7 yards per punt in 2023.

TAKE 5

Boise State forced five takeaways against Nevada on Oct. 24, marking the first time the program has generated five or more takeaways since forcing six against UTEP on Sept. 10, 2021. Since joining the FBS ranks, the Broncos have forced five or more turnovers 17 times. The game against the Wolf Pack is only the second time Boise State has done so against a Mountain West foe, having also forced five turnovers at Hawaii on Nov. 10, 2012. It was one of 30 games that has featured a team that recorded five or more takeaways in a game this season.

20+ YARD PLAYS, PART IV

20+ YARD PLAYS, CONT. (Touchdowns in BOLD)

YDS	PLAY	OPPONENT
46	Chase Penry catch from Maddux Madsen	UNLV (MWC)
46	Chase Penry catch from Maddux Madsen	UNLV (MWC)
45	Chris Marshall catch from Maddux Madsen	UNLV
44	Malik Sherrod run	Fresno State
44	Cameron Bates catch from Maddux Madsen	UNLV (MWC)
43	Dylan Riley run	at Air Force
42	Cameron Bates catch from Max Cutforth	Colorado State
40	Malik Sherrod run	at Air Force
39	Malik Sherrod catch from Maddux Madsen	UNLV (MWC)
37	Chris Marshall catch from Maddux Madsen	Eastern Wash.
37	Cameron Bates catch from Maddux Madsen	at Nevada
35	Cameron Bates run	UNLV
35	Dylan Riley run	Colorado State
35	Sire Gaines run	UNLV (MWC)
34	Dylan Riley run	at Air Force
34	Latrell Caples catch from Maddux Madsen	App State
34	Dylan Riley run	Eastern Wash.
32	Chris Marshall catch from Maddux Madsen	UNLV
31	Cameron Bates catch from Maddux Madsen	at South Florida
31	Latrell Caples catch from Maddux Madsen	at Air Force
31	Dylan Riley run	UNLV
29	Quinton Brown catch from Maddux Madsen	App State
29	Chris Marshall catch from Maddux Madsen	Eastern Wash.
28	Sire Gaines run	App State
28	Chris Marshall catch from Maddux Madsen	at #21/21 Notre Dame
28	Matt Wagner catch from Maddux Madsen	at #21/21 Notre Dame
28	Dylan Riley run	New Mexico
27	Dylan Riley run	at Air Force
27	Dylan Riley run	UNLV
26	Chris Marshall catch from Maddux Madsen	App State
26	Ben Ford catch from Maddux Madsen	UNLV
26	Cameron Bates catch from Maddux Madsen	UNLV
26	Matt Wagner catch from Max Cutforth	at Utah State
25	Ben Ford catch from Maddux Madsen	New Mexico
25	Cameron Bates catch from Maddux Madsen	UNLV
25	Maddux Madsen run	UNLV
24	Ben Ford catch from Maddux Madsen	at South Florida
24	Matt Wagner catch from Maddux Madsen	at Air Force
24	Latrell Caples catch from Maddux Madsen	at Air Force
24	Malik Sherrod catch from Maddux Madsen	at Air Force
24	Malik Sherrod run	Colorado State
24	Malik Sherrod run	Colorado State
24	Malik Sherrod catch from Max Cutforth	at Utah State
23	Chris Marshall catch from Maddux Madsen	New Mexico
23	Latrell Caples catch from Max Cutforth	at Utah State
22	Ben Ford catch from Maddux Madsen	at Air Force
22	Malik Sherrod run	App State
21	Sire Gaines run	Eastern Wash.
21	Malik Sherrod catch from Maddux Madsen	UNLV
21	Chase Penry catch from Max Cutforth	Colorado State
21	Dylan Riley run	at Utah State
21	Latrell Caples catch from Max Cutforth	at Utah State
21	Malik Sherrod catch from Maddux Madsen	UNLV (MWC)
20	Cameron Bates run	Eastern Wash.
20	Malik Sherrod run	Eastern Wash.
20	Matt Lauter catch from Maddux Madsen	at South Florida
20	Chris Marshall catch from Maddux Madsen	Eastern Wash.
20	Matt Lauter catch from Maddux Madsen	at Air Force
20	Chris Marshall catch from Maddux Madsen	App State
20	Matt Lauter catch from Maddux Madsen	App State
20	Dylan Riley run	at #21/21 Notre Dame
20	Sire Gaines catch from Maddux Madsen	UNLV
20	Sire Gaines run	at San Diego State
20	Matt Lauter catch from Max Cutforth	Colorado State



SITUATIONALLY SPEAKING

Situation	2025	Under Coach D
Overall	9-4	24-7
Mountain West	6-2	15-2
Non-Conference	3-2	9-5
Current Streak	W3	W3
Playing at home	6-1	14-1
Current Home Streak	W2	W2
Playing on the road	3-3	10-4
Current Road Streak	W1	W1
Playing on a neutral field	0-0	0-2
Playing at night	4-1	10-2
Playing during the day	5-3	12-5
BSU scores on first possession	5-0	14-3
Opponent scores on first possession	3-0	8-1
BSU scores first	6-1	18-3
Opponent scores first	3-3	6-4
BSU leads after 1st quarter	6-1	16-1
Opponent leads after 1st quarter	2-2	5-5
Tied after 1st quarter	1-1	3-1
BSU leads at halftime	8-0	20-2
Opponent leads at halftime	1-4	1-5
Tied at halftime	0-0	3-0
BSU leads after 3rd quarter	8-0	21-0
Opponent leads after 3rd quarter	1-4	2-7
Tied after 3rd quarter	0-0	1-0
Games goes to overtime	0-0	0-0
BSU has more total yards	9-1	23-3
Opponent has more total yards	0-3	1-4
BSU has more rushing yards	7-1	19-2
Opponent has more rushing yards	2-3	5-5
Teams have even rushing yards	0-0	0-0
BSU has more passing yards	8-4	14-5
Opponent has more passing yards	1-0	10-2
BSU has more turnovers	1-3	4-5
Opponent has more turnovers	6-0	12-1
Teams have equal turnovers	2-1	8-1
BSU has more penalties	3-3	6-4
Opponent has more penalties	6-0	18-2
Teams have equal penalties	0-1	0-1
BSU has more time of possession	6-3	16-6
Opponent has more time of possession	2-1	7-1
Teams have equal time of possession	1-0	1-0
BSU has 100-yard rusher	6-0	21-3
Opponent has 100-yard rusher	3-2	8-5
BSU scores at least 20 points	9-0	23-2
Opponent scores at least 20 points	6-3	14-6
BSU throws for 300 yards	4-0	6-1
Opponent throws for 300 yards	1-0	5-0
Playing on natural grass	0-2	0-3
Playing on artificial surface	9-2	24-4
BSU defense scores	2-0	4-0
Opponent defense scores	0-0	0-0
BSU returns KO/Punt for touchdown	0-0	1-0
Opponent returns KO/Punt for touchdown	1-0	1-1
On ABC	0-0	0-1
On CBS	1-0	1-0
On CBS Sports Network	2-1	7-1
On ESPN	0-1	0-2
On ESPNU	0-0	1-0
On FOX	1-0	5-0
On FS1	5-1	9-1
On FS2	0-0	1-0
On NBC/Peacock	0-1	0-2

DEFENSE CAME TO PLAY

At Nevada, Boise State had more takeaways (5) than points allowed (3), marking the third time the Broncos have done so in league play since joining the MW in 2011. Boise State had previously forced a pair of turnovers in a 37-0 victory over New Mexico on Nov. 20, 2021 and generated four turnovers against Hawaii in a 55-0 win on Oct. 3, 2015. Since 2000, Boise State has achieved the accomplishment 17 times, with four of those instances not occurring during a shutout.

HOLDING THE LINE

Boise State held Nevada to three points, marking the first time the Broncos held their opponent to three points since doing so in a 41-3 win over Nevada on Nov. 12, 2022. It marked the fifth time Boise State held a league foe to three or fewer points since joining the Mountain West in 2011.

BALL HAWK

A'Marion McCoy recorded his fourth interception of the season against Nevada on Oct. 24. McCoy picked off a pass in three straight games, becoming the first Bronco to record an interception in three consecutive games since Darian Thompson in 2015. McCoy is one of nine players nationally to record an interception in three straight games, joining Braden Awls (Toledo), Jackson Bennee (Utah), Aamaris Brown (UNLV), Jamare Glasker (Maryland), Joedrick Lewis (Ball State), Earl Little (Florida State), Hezekiah Masses (California) and Caleb Nix (Jacksonville State).

FRESHMAN PLAYMAKER

Boise State freshman Mana Tuioti recovered a muffed punt in the third quarter against Nevada, marking his second fumble recovery of the season. Tuioti also recovered a fumble against App State on Sept. 27. He is the only freshman in Boise State's FBS era with multiple fumble recoveries in a season and one of eight FBS freshmen to have recovered two fumbles on the season.

DEFENSIVE PLAYMAKER

A'Marion McCoy, UNLV's Aamaris Brown, San Diego State's Chris Johnson and Marshall's Boogie Trotter are the only four players across the country to have recorded at least four interceptions and returned two for touchdowns. Over the 2024 season, only three players pulled off the feat. McCoy is the third Bronco to record at least four interceptions and two interception returns for touchdowns in a single season, joining Donte Deayon (2014) and Marty Tadman (2006).

SEASON-HIGH

Boise State scored a season-high 56 points against UNLV on Oct. 18. The Broncos have scored 40+ points in six of their nine victories on the season. Boise State scored 56 or more points in four games in 2024, marking the first time the program has recorded at least one victory with over 56 points in back-to-back seasons since doing so in 2018 and 2019. Boise State did so against conference opponents in both streaks.

CAREER-DAY (YET AGAIN)

Boise State running back Dylan Riley rushed for a career-high 201 rushing yards against UNLV on Oct. 18, and his 13.4 yards per carry is the fourth-highest in a single-game in Boise State history (minimum 10 attempts). The sophomore ran for 157 yards in the opening half, the most in a half since Ashton Jeanty ran for 186 yards in the first half against Utah State on Oct. 5, 2024.

170-PLUS

Dylan Riley's 201-yard performance against UNLV on Oct. 18 marked his second game of the season with over 170 rushing yards. He previously ran for 171 yards at Air Force. The sophomore is one of 11 FBS players with multiple 170-yard rushing games. Riley combined for five rushing touchdowns in those games.

FIGHTER JET

Dylan Riley recorded two plays of over 40 yards against UNLV on Oct. 18, recording a 65-rush in the second quarter before finding the end zone off a 49-yard rush later in the frame. Of the Broncos' 14 plays of 40+ yards this season, Riley has been a part of five of them.

RILEY REPEATS AS PLAYER OF THE WEEK

Dylan Riley was named the Mountain West Offensive Player of the Week for the second time this season. He is one of two running backs to receive the award and one of four players to be selected multiple times. Riley, Ashton Jeanty (2024) and Jeremy McNichols (2016) are the only Bronco running backs to earn the honor multiple times in a season. Riley first earned the recognition on Sept. 29 for the first time in his career following his five-score effort at Air Force.



MAN OF MANY TALENTS

Boise State running back Sire Gaines recorded both a receiving and rushing touchdown against UNLV on Oct. 18, marking the second time the redshirt freshman has done so in his career. Gaines recorded multiple touchdowns in back-to-back games after rushing for two scores against New Mexico on Oct. 11. The running back has recorded four games with multiple touchdowns in his career, mostly recently on Nov. 22, when he ran for two touchdowns against Colorado State.

MODEL OF CONSISTENCY

Maddux Madsen threw four touchdown passes against UNLV, marking his third-career game with four touchdowns. The redshirt junior has done so twice this season, reaching the threshold against App State on Sept. 27, and had previously done so against San Diego State on Nov. 1, 2024. Madsen has recorded six career games with three or more touchdown passes.

200-CLUB

Maddux Madsen threw for 253 yards against UNLV on Oct. 18, marking his eighth straight contest throwing for over 200 passing yards. The redshirt junior became the first Bronco to throw for over 200 yards in eight consecutive games since an 11-game streak from Brett Rypien (Oct. 28, 2017-Sept. 29, 2018). Madsen has done it 17 times in his career, the eighth-most in program history.

SPREADING THE LOVE

Maddux Madsen has found at least seven different receivers in every game this season (with the exception of Fresno State, when he left with an injury in the first quarter). He has found a career-high 10 different receivers twice this season, doing so against USF (Aug. 28) and App State (Sept. 27). He found eight receivers against Nevada (Oct. 24) and nine against UNLV (Dec. 5).

MOVING UP THE RANKS

Maddux Madsen is littered across the program record book. Madsen sits in eighth place in program history in career passing yards (6,535), completions (500), touchdown passes (50), 300+ yard passing games (4) and 200+ yard passing games (17). He ranks seventh in program history with 6,957 career yards of total offense.

TAKING IT TO THE HOUSE, PART I

A'Marion McCoy's 60-yard interception return for a touchdown against UNLV marked the second of the season for the fifth-year and the third for the Broncos overall. Boise State is one of 15 programs across the country that has returned three or more interceptions for touchdowns. The three pick-sixes are the most the program has recorded in a single-season since the 2014 squad returned five, and is only the sixth time the program has had three or more pick-sixes since joining the FBS ranks in 1996.

TAKING IT TO THE HOUSE, PART II

A'Marion McCoy is one of 10 players in the nation to return two interceptions for touchdowns. Three of those players hail from the Mountain West, with McCoy joining Aamaris Brown (UNLV), and Chris Johnson (San Diego State). McCoy is the first Bronco to return two interceptions for touchdowns in the same season since Donte Deayon did so in 2014 (Sept. 13 vs. Connecticut and Dec. 31 vs. Arizona).

TAKING IT TO THE HOUSE, PART III

Boise State returned two interceptions for touchdowns against App State on Sept. 27, with A'Marion McCoy recording a 26-yard interception return and Boen Phelps taking a 33-yard interception to the house. The feat marks the first time the Bronco defense has returned two interceptions for touchdowns in a game since Sept. 25, 2015, when Mercy Matson and Justin Taimatuia did so in a 56-14 win over Virginia. The Broncos have recorded multiple interception returns for touchdowns in back-to-back seasons for the first time since 2014-15.

TAKING IT TO THE HOUSE, PART IV

A'Marion McCoy's 60-yard interception return for a touchdown against UNLV marked his third pick-six as a Bronco. McCoy is one of seven Broncos who have recorded multiple pick-sixes in the program's FBS era (1996) and is one of two (Marty Tadman) with three. McCoy is the first Bronco with pick-sixes in back-to-back seasons since Tadman, who did so 2005-06. The only other Boise State player to achieve this feat in the program's FBS era is Shaunard Harts (1999-2000).

NO FLY ZONE

Boise State's pass defense has been on fire lately. The Broncos have held their opponents to 35 or fewer yards in 16 of the last 28 quarters they have played. Boise State has held an opponent to 35 or fewer passing yards in 24 total quarters this season.

RECORD BOOK UPDATES

CAREER PASSING YARDS

Yds	Player	Years
1. 14,667	Kellen Moore	2008-11
2. 13,581	Brett Rypien	2015-18
3. 9,819	Ryan Dinwiddie	2000-03
4. 9,107	Tony Hilde	1993-96
5. 9,030	Bart Hendricks	1997-2000
6. 8,256	Jared Zabransky	2003-06
7. 6,605	Hank Bachmeier	2019-22
8. 6,535	Maddux Madsen	2022-Pres.
9. 5,656	Grant Hedrick	2011-14
10. 5,508	Jim McMillan	1971-74

CAREER PASSING TOUCHDOWNS

TDs	Player	Years
1. 142	Kellen Moore	2008-11
2. 90	Brett Rypien	2015-18
3. 82	Ryan Dinwiddie	2000-03
4. 78	Bart Hendricks	1997-2000
5. 70	Tony Hilde	1993-96
6. 58	Jim McMillan	1971-74
58	Jared Zabransky	2003-06
8. 50	Maddux Madsen	2022-Pres.
9. 41	Hank Bachmeier	2019-22
10. 39	Grant Hedrick	2011-14

CAREER COMPLETIONS

Cmp.	Player	Years
1. 1,157	Kellen Moore	2008-11
2. 1,036	Brett Rypien	2015-18
3. 650	Bart Hendricks	1997-2000
4. 629	Tony Hilde	1993-96
5. 622	Ryan Dinwiddie	2000-03
6. 610	Jared Zabransky	2003-06
7. 536	Hank Bachmeier	2019-22
8. 500	Maddux Madsen	2022-Pres.
9. 475	Grant Hedrick	2011-14
10. 439	Joe Southwick	2010-13

CAREER COMPLETION PERCENTAGE

Pct.	Player	Cmp.	Att.	Years
1. .702	Grant Hedrick	475	677	2011-14
2. .698	Kellen Moore	1,157	1,658	2008-11
3. .694	Joe Southwick	439	633	2010-13
4. .679	Taylor Tharp	321	473	2004-07
5. .640	Brett Rypien	1,036	1,618	2015-18
6. .636	Joe Aliotti	278	437	1979-80
7. .627	Ryan Dinwiddie	622	992	2000-03
8. .622	Jared Zabransky	610	980	2003-06
9. .616	Hank Bachmeier	536	870	2019-22
10. .611	Maddux Madsen	500	818	2022-Pres.

CAREER 200-YARD PASSING GAMES

No.	Player	Years
1. 46	Kellen Moore	2008-11
2. 40	Brett Rypien	2015-18
3. 28	Bart Hendricks	1997-2000
4. 26	Tony Hilde	1993-96
5. 24	Ryan Dinwiddie	2000-03
6. 21	Jared Zabransky	2003-06
21	Hank Bachmeier	2019-22
8. 17	Maddux Madsen	2022-Pres.
9. 15	Grant Hedrick	2011-14
10. 13	Jim McMillan	1971-74



RECORD BOOK UPDATES

CAREER LOWEST INTERCEPTION RATIO

	Pct.	Player	INT	Att.	Years
1.	.017	Kellen Moore	28	1,658	2008-11
2.	.018	Brett Rypien	29	1,618	2015-18
3.	.020	Maddux Madsen	16	818	2022-Pres.
4.	.021	Ryan Dinwiddie	21	992	2000-03
5.	.022	Hank Bachmeier	19	870	2019-22

CAREER 300-YARD PASSING GAMES

No.	Player	Years
1.	21 Brett Rypien	2015-18
2.	16 Kellen Moore	2008-11
3.	15 Ryan Dinwiddie	2000-03
4.	10 Bart Hendricks	1997-03
5.	8 Jim McMillan	1971-74
6.	7 Grant Hedrick	2011-14
7.	6 Tony Hilde	1993-96
8.	4 Jared Zabransky	2003-06
	4 Joe Southwick	2010-13
	4 Maddux Madsen	2022-Pres.

CAREER TOTAL OFFENSE

	Yds	Player	Years
1.	14,534	Kellen Moore	2008-11
2.	13,484	Brett Rypien	2015-18
3.	10,138	Tony Hilde	1993-96
4.	10,039	Bart Hendricks	1997-2000
5.	9,984	Ryan Dinwiddie	2000-03
6.	9,119	Jared Zabransky	2003-06
7.	6,957	Maddux Madsen	2022-Pres.
8.	6,627	Grant Hedrick	2011-14
9.	6,622	Hank Bachmeier	2019-22
10.	6,115	Jim McMillan	1971-74

CAREER TOTAL OFFENSE PER GAME

	Avg.	Player	GP	Yds	Years
1.	274.2	Kellen Moore	53	14,534	2008-11
2.	269.7	Brett Rypien	50	13,484	2015-18
3.	247.3	Tony Hilde	41	10,138	1993-96
4.	236.3	Ryan Dinwiddie	42	9,924	2000-03
5.	228.3	Hank Bachmeier	29	6,622	2019-22
6.	204.6	Maddux Madsen	34	6,957	2022-Pres.
7.	190.0	Jared Zabransky	48	9,119	2003-06
8.	172.1	Taylen Green	28	4,820	2021-23
9.	154.1	Grant Hedrick	43	6,627	2011-14
10.	136.8	Joe Southwick	37	5,063	2010-13

CAREER TOTAL OFFENSE PER PLAY

	Avg.	Player	Plays	Yds	Years
1.	8.40	Ryan Dinwiddie	1,189	9,984	2000-03
2.	8.26	Kellen Moore	1,759	14,534	2008-11
3.	7.45	Taylen Green	647	4,820	2021-23
4.	7.38	Brett Rypien	1,828	13,484	2015-18
5.	7.22	Maddux Madsen	963	6,957	2022-Pres.

CAREER PASS EFFICIENCY

	Eff.	Player	Years
1.	168.98	Kellen Moore	2008-11
2.	168.89	Ryan Dinwiddie	2000-03
3.	153.74	Grant Hedrick	2011-14
4.	152.83	Jim McMillan	1971-74
5.	149.31	Brett Rypien	2015-18
6.	147.43	Joe Aliotti	1979-80
7.	145.93	Joe Southwick	2010-13
8.	145.62	Taylor Tharp	2004-07
9.	144.99	Jared Zabransky	2003-06
10.	144.49	Maddux Madsen	2022-Pres.

RIGHT WHERE HE LEFT OFF, PART I

Jayden Virgin-Morgan has recorded at least one tackle for loss in 16 of his last 22 games. He was a force defensively against New Mexico, finishing with a career-high 3.5 TFLs, a team-high six tackles, a strip sack (sack and forced fumble) and four quarterback hurries. The San Diego, Calif., native has recorded at least 2.0 TFLs four times in his career and leads the team with 10.0 this season. Virgin-Morgan one of seven players in the country to record at least six tackles, 3.5 TFLs, one sack and one forced fumble in a single game this season. In 2024, Virgin-Morgan was 14th-nationally in sacks (10) and 17th in the FBS in TFLs (15.5).

RIGHT WHERE HE LEFT OFF, PART II

Senior defensive lineman Braxton Fely recorded a half-sack at Utah State, bringing his season total to a team-high 5.5. The Orem, Utah native has 14.5 in his career, and this season is fifth on the team with 6.5 TFLs. Fely set another career-high earlier in the season, recording seven tackles in the season opener against USF.

BIG DAYS FOR BOEN

Boen Phelps has made an impact since making his first career start against Air Force (Sept. 20). At San Diego State, he notched a career-high eight tackles, including a team-high six solo stops. The linebacker was named Mountain West Defensive Player of the Week after his performance against App State. He made his first career interception, returning it 33 yards for a touchdown, while adding six tackles. The redshirt sophomore had a 94.4 PFF defensive grade, highest among FBS linebackers that week. Against Notre Dame, Phelps totaled five tackles, tied for the third-highest on the team, while combining for a TFL. Against Air Force, he tallied seven tackles, playing all 79 defensive snaps for the Broncos. He also played all 71 snaps at Utah State, tying for the team-high with seven tackles, including a solo TFL. In the MW Championship, he ranked second on the team with seven tackles, including a solo TFL, while forcing a fumble.

CAM DOES IT ALL

Wide receiver Cameron Bates tallied career-bests in receptions (3) and yards (65) against UNLV, including his first career touchdown catch. Against Colorado State, he completed a 15-yard pass to Matt Wagner. He was a rushing and receiving threat against UNLV, running for a career-long 35-yard touchdown. The sophomore has 379 all-purpose yards and three touchdowns on 23 touches this season. He is one of eight FBS wide receivers with over 300 receiving yards, 75 rushing yards, two rushing touchdowns and one receiving touchdown. Of the group, Bates, Germie Bernard (Alabama) and Parker Kingston (BYU) are the only three to also complete a pass.

DEFENSE BEEN FEELING IT

Boise State's defense held New Mexico to 231 yards, the lowest total yardage the Lobos have recorded in a game this season. The unit's top effort came against App State, holding the Mountaineers to 184 yards. The Broncos limited Fresno State to 224 yards, marking the fourth time this season Boise State has held an opponent under 250 yards, tied for 13th in the nation.

SETTING THE TONE

Boise State forced turnovers on its first two possessions against New Mexico. Jayden Virgin-Morgan recorded a strip sack that was recovered by Marco Notarainni in the game's first play of scrimmage, a play that set up a 24-yard Bronco field goal. On the next possession, A'Marion McCoy recorded his second interception of the season. It was the first time Boise State recorded a pair of takeaways on the first two possessions of the game since Nov. 14, 2009, when it did so against Idaho. On the game's first possession, Aaron Tevis recovered a fumble. Derrell Acrey intercepted a Vandal pass on the next defensive series.

CONTROLLING THE CLOCK

Boise State possessed the ball for 40:35 in the win over New Mexico, its highest time of possession since the 2015 Poinsettia Bowl, when the Broncos had the ball for 43:13 in a 55-7 win over Northern Illinois. It marked the third time since that game they have recorded over 40 minutes in time of possession. Boise State had the ball for 40:03 in a 36-31 win at Florida State on Aug. 31, 2019, and had it for 40:13 in a 34-14 win at Wyoming on Sept. 29, 2018.

FOURTH DOWN AGGRESSION

Boise State was aggressive on fourth down against New Mexico, converting six of its seven fourth-down attempts, the most in either category in the program's FBS era (since 1996). This is the fifth time in Mountain West history a team has converted six fourth downs. San Diego State (Nov. 1, 2024), Hawai'i (Nov. 29, 2014), Air Force (Nov. 10, 2012 and Nov. 21, 2009) have also achieved the feat. Army is the only other FBS team to convert six fourth downs this season, doing so against Kansas State on Sept. 6, 2025.



CONNECTING FROM DEEP

Colton Boomer's 50-yard field goal against UNLV tied his longest as a Bronco. It was his fifth career kick over 50 yards. Four of those have occurred at Albertsons Stadium, with the first two happening when he played for UCF in 2023. Boomer hit four field goals in that game against the Broncos, including a 40-yard game-winner to clinch an 18-16 Golden Knights victory. He is the sixth Bronco to make multiple 50-yard field goals in a season.

BUILT FORD TOUGH

Redshirt senior wide receiver Ben Ford entered the 2024 season with four catches and 34 yards in his career but broke out as one of Boise State's top targets before a season-ending injury. He had one of his best games as a Bronco against New Mexico on Oct. 11, recording two touchdown catches (6 yards and 25 yards), catching a career-high six receptions, and notching a team-high 78 yards. Ford notched his second multi-touchdown game of his career after scoring a pair of touchdowns against Eastern Washington on Sept. 5, scoring on receptions of 60 and 6 yards. The Eagle, Idaho native currently leads the team in receiving touchdowns (5), is second in yards per game (46.4) and third on the team in yards (325). All five of his touchdowns have occurred on The Blue, tying him for 19th in the nation in receiving touchdowns at home. Of the nation's 47 players with 5+ receiving touchdowns at home, Ford has played the fewest games (4).

LET IT RIPP

Redshirt junior linebacker Jake Ripp posted a career-high eight tackles at San Diego State, matching his career-high with 1.5 tackles for loss. He was also one of Boise State's top defenders at Notre Dame, recording six tackles and 1.5 tackles for loss. Ripp, who led the Broncos in special teams snaps last season (234), has 42 tackles (20 solo) and three quarterback hurries. Entering the season, he had 21 tackles, 1.5 TFLs and two quarterback hurries in 27 career games.

KICKING AND THROWING

Oscar Doyle's 10-yard touchdown pass to Troy Grizzle in the fourth quarter against New Mexico was the first time a Boise State kicker or punter has thrown a touchdown pass in the program's FBS era. The play occurred when the Broncos were lining up for a 28-yard field goal attempt, and Doyle mishandled the snap. The junior punter rolled out to his right and found Grizzle for the 10-yard touchdown pass. Doyle is the first kicker or punter to throw a touchdown in an FBS game since Northern Illinois punter Tom Foley did so against Arkansas State on Dec. 23, 2023, and the first time a kicker or punter has thrown a touchdown in a MW contest since BYU kicker Matt Payne did so against New Mexico on Nov. 13, 2004. Doyle once again utilized his arm against UNLV, converting on an 11-yard pass on a fake punt in the fourth quarter. Doyle is the only punter in the FBS with two completed passes on the season. Grizzle is the first Bronco to score a touchdown on his first reception since Scott Matlock, who caught a 3-yard touchdown against Utah State on Sept. 25, 2021.

BLOCK PARTY

Braxton Fely blocked a PAT in the opening quarter against Notre Dame on Oct. 4, extending a longstanding Boise State streak. The Broncos have now blocked a kick in 27 consecutive seasons. Fely's blocked PAT was the first blocked PAT since 2020, when Scott Matlock did so against BYU on Nov. 6. The Broncos are one of four schools to record a blocked kick every year since 2013, joining Kansas, Indiana and Marshall.

THREE IN A ROW

Boise State's win over App State gave the Broncos a three-game win streak for the 27th consecutive season, extending the nation's second-longest streak. Georgia (28) is the lone team ahead of Boise State. Ohio State (24) and Alabama (22) are the next-closest teams. Fresno State (6) has the longest streak among other Mountain West teams.

THE 700-CLUB

The Oct. 18 matchup against UNLV marked a significant milestone for the Boise State program. The game was Boise State's 700th game as a 4-year school, having transitioned from a junior college prior to the 1968 season. In that time frame, the Broncos hold a 508-190-2 (.728) mark.

DEFENSIVE DOMINANCE

Boise State's performance against App State on Sept. 27 marked the sixth time since 1996 the squad has recorded 3+ interceptions and 5+ sacks in a game. The last occurrence was Nov. 6, 2021 at Fresno State. None of the previous five games featured an interception return for touchdown, while the game against the Mountaineers featured two (A'Marion McCoy and Boen Phelps). The Broncos held App State to 17% (2/12) on third down, the lowest percentage since stopping San Diego State 12 times on 14 attempts (14%) on Nov. 1, 2024.

RECORD BOOK UPDATES

CAREER RECEIVING YARDS BY TIGHT END

Yds	Player	Years
1. 1,288	Jake Roh	2014-17
2. 1,269	Kyle Efav	2008-11
3. 1,109	Matt Lauter	2021-pres.
4. 1,009	Derek Schouman	2003-06

CAREER YARDS FROM TACKLES FOR LOSS

Yds	Player	Years
1. 254	Curtis Weaver	2016-19
2. 182	Ahmed Hassanein	2021-24
3. 181	DeMarcus Lawrence	2012-13
4. 170	Shea McClellin	2008-11
5. 158	Kamalei Correa	2013-15
6. 151	Billy Winn	2007-11
7. 139	Jabril Frazier	2015-18
8. 133	Colt Brooks	2003-06
9. 123	Ryan Winterswyk	2006-10
10. 122	Jayden Virgin-Morgan	2022-Pres.

CAREER YARDS FROM SACKS

Yds	Player	Years
1. 214	Curtis Weaver	2016-19
2. 165	Ahmed Hassanein	2021-24
3. 136	DeMarcus Lawrence	2012-13
4. 123	Shea McClellin	2008-11
5. 122	Jabril Frazier	2015-18
6. 121	Kamalei Correa	2013-15
7. 103	Billy Winn	2007-11
8. 95	Colt Brooks	2003-06
9. 85	Mike T. Williams	2005-08
10. 81	Ryan Winterswyk	2006-10
81	Jayden Virgin-Morgan	2022-Pres.

CAREER 50-YARD FIELD GOALS

No.	Player	Year
1. 7	Roberto Moran	1985-86
2. 5	Jonah Dalmás	2020-24
3. 4	Todd Belcastro	1996-98
4. 4	Kyle Brotzman	2007-10
5. 2	P.K. Wiggins	1986-87
2	Colton Boomer	2025

SINGLE-SEASON 50-YARD FIELD GOALS

No.	Player	Year
1. 5	Roberto Moran	1986
2. 4	Jonah Dalmás	2023
3. 2	Roberto Moran	1985
2	P.K. Wiggins	1987
2	Todd Belcastro	1998
2	Kyle Brotzman	2008
2	Colton Boomer	2025

SINGLE-GAME TOTAL TOUCHDOWNS

TDs	Player	Opponent	Date
1. 6	Ashton Jeanty	at Georgia Southern	8/31/2024
2. 5	Jon Helmandollar	Louisiana Tech	11/20/2004
5	Ian Johnson	Oregon State	9/7/2006
5	Jay Ajayi	Utah State	11/29/2014
5	Dylan Riley	at Air Force	9/20/2025



RECORD BOOK UPDATES

SINGLE-GAME TOTAL POINTS

Pts	Player	Opponent	Date
1. 36	Ashton Jeanty	at Georgia Southern	8/31/2024
2. 30	Jon Helmandollar	Louisiana Tech	11/20/2004
30	Ian Johnson	Oregon State	9/7/2006
30	Jay Ajayi	Utah State	11/29/2014
30	Dylan Riley	at Air Force	9/20/2025

SINGLE-GAME YARDS PER CARRY

Avg.	Player (Att./Yds)	Opponent	Date
1. 16.91	Jeremy Avery (11/186)	at Fresno State	9/18/2009
2. 14.31	Ashton Jeanty (13/186)	Utah State	10/5/2024
3. 14.18	Jeremy Avery (11/156)	at Idaho	11/15/2008
4. 13.40	Dylan Riley (15/201)	UNLV	10/18/2025
5. 13.35	Ashton Jeanty (20/267)	at Georgia Southern	8/31/2024

SINGLE-GAME RUSHING TOUCHDOWNS

TDs	Player	Opponent	Date
1. 6	Ashton Jeanty	at Georgia Southern	8/31/2024
2. 5	Jon Helmandollar	Louisiana Tech	11/20/2004
5	Ian Johnson	Oregon State	9/7/2006
5	Jay Ajayi	Utah State	11/29/2014
5. 4	16 Times by 11 Student-Athletes		
	Last: Dylan Riley	at Air Force	9/20/2025

SINGLE-GAME PAT KICKS MADE

PAT	Player	Opponent	Date
1. 10	Tyler Jones	at Idaho	9/13/2003
10	Anthony Montgomery	Idaho	11/19/2005
3. 9	Gary Stivers	Whitworth	9/27/1969
9	Greg Erickson	Eastern Washington	11/4/1995
9	Nick Calaycay	Arkansas State	11/6/1999
9	Nick Calaycay	Idaho	11/18/2000
9	Nick Calaycay	Fresno State	10/18/2002
9	Dan Goodale	at Colorado State	10/15/2011
9	Dan Goodale	UT Martin	9/7/2013
10. 8	19 Times by Nine Student-Athletes		
	Last: Colton Boomer	UNLV	10/18/2025

SINGLE-GAME INTERCEPTIONS

INT	Player	Opponent	Date
1. 4	Steve Forrey	Idaho State	11/2/1968
2. 3	Steve Forrey	at Whitworth	10/19/1968
3	Ken Johnson	Hiram Scott	11/1/1969
3	Greg Frederick	UC Davis	11/24/1973
3	Frank Robinson	at Northern Arizona	10/13/1990
3	Jason Payne	at Weber State	10/14/1995
3	Chris Carr	Nevada	11/29/2003
3	Korey Hall	Oregon State	9/10/2004
3	Brandyn Thompson	Hawai'i	10/17/2008
10. 2	Several Times		
	Last: Jeremiah Early	Colorado State	11/22/2025

TEAM SINGLE-GAME YARDS PER CARRY

Avg.	Opponent (Att./Yds)	Date
1. 10.6	at Georgia Southern (35/371)	8/31/2024
2. 10.3	at Fresno State (29/299)	9/18/2009
3. 9.4	vs. Idaho State (46/433)	10/20/1979
4. 9.1	at Air Force (31/282)	9/20/2025
5. 9.0	vs. Montana (59/531)	10/27/1973
9.0	vs. Portland State (38/342)	9/21/2024
7. 8.91	vs. UNLV (33/294)	10/18/2025
8. 8.89	vs. Connecticut (45/400)	9/8/2018
9. 8.85	vs. Nevada (46/407)	10/19/2013
10. 8.6	at San José State (35/300)	11/27/2015

WINNING BY WIDE MARGINS

Boise State's 47-14 win over App State marked the team's second 30+ point win of the season. This is the 23rd time in the last 27 seasons the Broncos have recorded multiple 30-point victories.

LIGHTING UP THE BOARD

The Broncos scored 47+ points in three straight games (51 vs. Eastern Washington on Sept. 5, 49 at Air Force on Sept. 20, and 47 vs. App State on Sept. 27), the team's eighth time since 1996 scoring 47+ in three-straight games. 147 is the most points over a three-game stretch since scoring 163 against Portland State (56), Washington State (45) and Utah State (62) last season. The Broncos haven't combined for at least 145 points over a three-game stretch in back-to-back seasons since doing so in 2014-15. Boise State totaled 153 points against BYU (55), New Mexico (60) and San Diego State (38) in 2014 and 163 combined points against Idaho State (52), Virginia (56) and Hawai'i (55) the following season. Boise State's 147 points over the three contests is the second-highest three-game total in the last 10 seasons. The 47 points Boise State scored against App State are the most the team scored without a rushing touchdown in the FBS era.

ON THE OFFENSIVE

The Broncos notched 473 yards of offense against App State, totaling 1,702 yards over a three-game stretch. That marks the ninth time the program has generated over 1,700 yards in a three-game span since 2000, and the last time since totaling 1,738 yards against Connecticut, Oklahoma State and Wyoming from Sept. 8-29, 2018. Boise State hadn't totaled 470+ yards in a three-game stretch since the 2018 season, when it did so against Nevada (502 yards, Oct. 13), Colorado State (472 yards, Oct. 19), and Air Force (530 yards, Oct. 27).

AERIAL ASSAULT

Boise State recorded over 300 yards of passing offense in three consecutive games, passing for 309 yards against Eastern Washington (Sept. 5), 310 at Air Force (Sept. 20) and 321 against App State (Sept. 27). The feat marks the first time the Broncos have recorded three-straight games with over 300 yards passing since a four-game stretch to open the 2018 season. Boise State has thrown for 300+ yards in three consecutive games on seven other occasions since 1996.

CAPLES CONNECTION

Latrell Caples caught two touchdown passes against App State, marking the third multi-touchdown game of his career. The Texas native had previously caught three touchdown passes in the first half against San Diego State on Nov 1, 2024, becoming the first Bronco to catch three touchdowns in a half since Cedrick Wilson did so on Oct. 7, 2016. Caples also caught a pair of touchdown passes against New Mexico on Sept. 9, 2022. Caples, who surpassed 100 career receptions against Air Force, caught his third touchdown of the season against UNLV, secured a career-high seven receptions at San Diego State and matched that total against Colorado State.

FIRST-YEAR FIRSTS

Five first-year Broncos notched a first in the win over App State. Freshman wide receiver Quinton Brown made a spectacular 29-yard touchdown catch, the first of his career. EDGE Sterling Lane II, a redshirt junior transfer from Arizona, notched his first career sack. Cornerback Sherrod Smith, a transfer from College of San Mateo, made his first interception at the FBS level. Defensive end Malakai Williams, a sixth year transfer from Idaho, forced a fumble for the first time as a Bronco. It was recovered by freshman linebacker Mana Tuioti, the first of his career.

THE JET

Dylan Riley notched 171 rushing yards, 84 receiving yards, four rushing touchdowns and one receiving touchdown at Air Force. The only other FBS player to have a game reaching those four stats over the last 30 years is North Carolina's Omarion Hampton last season at Florida State. Riley is the first player in Boise State history to tally four rushing touchdowns and one receiving touchdown in a game and the only FBS player to do so this year. He is also the first Mountain West player to achieve this feat in nearly 10 years, with the most recent occurrence happening on Oct. 24, 2015 by Air Force's Karson Roberts.

RUNNING BACK U

Dylan Riley's five-touchdown performance against Air Force on Sept. 20 marks the second consecutive season a Boise State running back has scored five or more touchdowns in a game. Ashton Jeanty rushed for a program-record six touchdowns in the season-opener last year against Georgia Southern on Aug. 31, 2024. Riley's performance is also the 20th time in program history a Bronco has scored four or more rushing touchdowns, and the first time since Jeanty accomplished the feat against Washington State on Sept. 28, 2024.



DOUBLED UP

Dylan Riley entered the game against Air Force with four career touchdowns. He finished the game with nine. It was the second multi-touchdown game in Riley's career, having scored a pair of rushing touchdowns in his Bronco debut against Portland State on Sept. 21, 2024.

IT'S TRULY A STABLE

Boise State registered six rushing touchdowns against Colorado State on Nov. 22, marking the third game this year the Broncos have scored 4+ rushing touchdowns. This is the fourth consecutive season the Broncos have had multiple games in a season with 4+ rushing touchdowns. Boise State has recorded 4+ rushing scores in a game 76 times since 1998.

THE 70-CLUB

Dylan Riley scored a 75-yard receiving touchdown off a screen pass in the third quarter against Air Force, marking the sophomore's first career touchdown reception. It was the longest reception by a Bronco since Ashton Jeanty recorded a 75-yard pitch-and-catch against Air Force on Nov. 24, 2023. The reception came a game after Riley ran for a 77-yard touchdown against Eastern Washington, becoming the third Bronco since 2010 to score a rushing and receiving touchdown of at least 70 yards in the same season. Jeremy McNichols accomplished the feat in 2016 while Doug Martin did so in 2010. With the 75-yard receiving touchdown at Air Force, he now has touchdowns of 70+ yards as a rusher, receiver and returner in his career. Last season, he returned a kick 96 yards for a score against Utah State. He joins Doug Martin (2007-11) and John Hightower (2018-19) as the only Broncos to accomplish this feat in the program's FBS era.

GROUND AND POUND

Boise State ran the ball 31 times for 282 yards at Air Force, averaging 9.1 yards per carry. This is the fourth time since 1996 the Broncos have averaged at least 9.0 yards per rush in a game, with three of the occurrences happening in the last 19 games. Boise State averaged a school-record 10.6 yards per carry at Georgia Southern in the 2024 season opener, then notched 9.0 yards per rush two games later against Portland State. The first occasion was Sept. 18, 2009, when the Broncos gained 10.3 yards per carry at Fresno State.

FINDING PAYDIRT

Boise State recorded over five rushing touchdowns in back-to-back games against Eastern Washington and Air Force, marking the first time the program has done so since a pair of games against Fresno State (Oct. 7) and Colorado State (Oct. 15) in 2011. The accomplishment also marks the second consecutive season the program has rushed for five touchdowns twice in a season, having done so against Georgia Southern (Aug. 31) and Portland State (Sept. 21) a year ago. Boise State has rushed for 5+ touchdowns in a game 34 times since 1998, most recently in the Nov. 22 win over Colorado State, which saw the Broncos run for six touchdowns.

OFFENSIVE EFFICIENCY

Boise State's offense fired on all cylinders at Air Force as the Broncos gained 592 yards on 58 plays, averaging 10.2 yards per play, 19.4 yards per completion and 9.1 yards per rush. It was the second time in the program's FBS era that the unit has averaged over 10.0 yards per play, following the 2018 team that averaged 10.5 yards per play against Connecticut (Sept. 8, 2018). It was the first time a MW team has averaged over 10 yards per play since New Mexico netted 10.5 yards per play against Tennessee Tech on Sept. 9, 2023.

AERIAL ATTACK

Maddux Madsen completed 13 passes for 276 yards and two touchdowns at Air Force, averaging a career-high 21.2 yards per completion. This is the 15th time in Boise State's FBS era a quarterback has completed at least 10 passes and averaged at least 20 yards per completion, with Madsen's effort ranking sixth on the list. He is the first player to achieve this feat since Hank Bachmaier completed 17 passes for 340 yards against UTEP on Sept. 10, 2021.

ALL OVER THE FIELD

Ty Benefield was everywhere at Air Force, finishing with 11 tackles (8 solo) and adding 2.0 tackles for loss and a game-sealing interception. He is the third player in Boise State's FBS era to record 10+ tackles, 2+ TFLs and one interception in a game, joining Tanner Vallejo and Korey Hall. Vallejo led Boise State to the conference title on Dec. 2, 2014, recording 13 tackles, 3.0 TFLs and one interception, which he returned 63 yards for a touchdown. Hall tallied 10 tackles, 2.0 TFLs and an interception against Oregon State on Sept. 7, 2006. Benefield is the only Mountain West player and one of 10 FBS defenders to reach those numbers in a single-game this season.

DEPTH IN THE TRENCHES

OFFENSIVE LINE PRODUCTION IN 2024

Player	GP	GS	Snaps*	Pos.
Kage Casey	14	14	1,030	LT
Zach Holmes	13	8	641	C
Tyler Keinath	10	8	526	LG, RG
Roger Carreon	6	6	341	RG
Daylon Metoyer	6	2	255	RT
Jake Steele	9	0	238	RG
Mason Randolph	4	3	223	C
Kyle Cox	13	1	180	LT, RT
Jason Steele	6	3	158	C
Carson Rasmussen	13	0	140	LG, RG

* Snaps include offense and special teams

LEADING TACKLER

MOST GAMES IN A SEASON LEADING BOISE STATE IN TACKLES (SINCE 2000)

Rk	Name	Games	Year
1	TY BENEFIELD	10	2025
2	Leighton Vander Esch	8	2017
3	Gabe Franklin	7	2002
	DJ Schramm	7	2022
	J.C. Percy	7	2012

WINNINGEST COACHES

WINNINGEST ACTIVE HEAD COACHES

Rk	Pct	Name	Team	W-L
1	.923	Curt Cignetti	Indiana	24-2
2	.868	Dan Lanning	Oregon	46-7
3	.854	Kirby Smart	Georgia	117-20
4	.800	Jon Sumrall	Tulane	44-11
5	.7824	Dabo Swinney	Clemson	187-52
6	.7818	Marcus Freeman	Notre Dame	43-12
7	.781	Kalen DeBoer	Alabama	57-16
8	.774	SPENCER DANIELSON	BOISE STATE	24-7

SINCE TAKING OVER

MOST TOTAL WINS SINCE NOV. 18, 2023

Rk	Wins	Name	Team(s)
1	27	Marcus Freeman	Notre Dame
	27	Ryan Day	Ohio State
	27	Dan Lanning	Oregon
4	26	Kirby Smart	Georgia
5	25	Curt Cignetti	James Madison/Indiana
	25	Steve Sarkisian	Texas
7	24	SPENCER DANIELSON	BOISE STATE
	24	Lane Kiffin	Ole Miss

DEFENDING THE BLUE

MOST HOME WINS SINCE NOV. 18, 2023

Rk	Wins	Name	Team(s)
1	16	Ryan Day	Ohio State
2	15	Curt Cignetti	Indiana
	15	Lane Kiffin	Ole Miss
4	14	SPENCER DANIELSON	BOISE STATE
	14	Eli Drinkwitz	Missouri
	14	Dan Lanning	Oregon



HOME AND AWAY

BOISE STATE'S HOME AND AWAY SPLITS

Statistic	Home	Away
Record	6-1	3-3
Scoring Offense	41.3	19.8
Scoring Defense	22.3	23.8
Total Offense	464.4	395.7
Total Defense	305.6	370.5
Passing Offense	253.6	233.5
Passing Defense	170.1	173.2
Rushing Offense	210.9	162.2
Rushing Defense	135.4	197.3
Turnover Margin	+9	-3

SACK IT TO ME

MOST SACKS SINCE 2010

Rk	Since 2010	Team	In 2025
1	647	Clemson	33
2	588	Alabama	25
3	579	Pittsburgh	28
4	575	Ohio State	33
5	574	Penn State	28
6	552	BOISE STATE	23
7	547	Texas A&M	41
8	535	Florida State	31
9	528	Virginia Tech	19
10	527	Miami (Fla.)	34

BOISE STATE ON ABC

BRONCOS ALL-TIME ON ABC (5-3)

Date	Rank	Opponent	Location	Result
9/25/2010	#3	#24 Oregon State	Boise, Idaho	W, 37-24
12/1/2012	#24	Nevada	Reno, Nev.	W, 27-21
9/13/2014		Connecticut	Hartford, Conn.	W, 38-21
12/16/2017	#25	Oregon %	Las Vegas, Nev.	W, 38-28
12/19/2019	#25	Washington %	Las Vegas, Nev.	L, 7-38
10/9/2021	#10	BYU	Provo, Utah	W, 26-17
9/2/2023	#10	Washington	Seattle, Wash.	L, 19-56
12/16/2023		UCLA ^	Inglewood, Calif.	L, 22-35
12/13/2025		Washington ^	Inglewood, Calif.	

% - Las Vegas Bowl | ^ - LA Bowl Hosted by Gronk

WINNING SEASONS, PART I

MOST CONSECUTIVE WINNING SEASONS ALL-TIME

Rk	Seasons	Team	Years
1	41	Florida State	1977-2017
2	40	Nebraska	1962-2001
3	28	BOISE STATE	1998-present
	28	Oklahoma	1966-93
5	26	Alabama	1958-83

WINNING SEASONS, PART II

MOST CONSECUTIVE WINNING SEASONS ACTIVE

Rk	Seasons	Team
1	28	BOISE STATE
2	18	Alabama
3	15	Clemson
4	14	Georgia
	14	Ohio State

BENEFIELD IN THE BACKFIELD

Ty Benefield became the first Bronco defensive back to tally at least five TFLs in a two-game span since the program joined the FBS ranks, after recording two TFLs against Air Force (Sept. 20) and three against Eastern Washington (Sept. 5). He is the first Bronco to accomplish the feat since Andrew Simpson did so against Utah State (Nov. 18, 2023) and Air Force (Nov. 24, 2023). The Altadena, Calif., native has recorded six games with two or more TFLs.

RALLY TO THE BALL, PART I

Three Boise State players recorded double-digit tackles at Air Force. Ty Benefield led the way with 11 while Marco Notarainni and Zion Washington added 10 apiece. The last time three Broncos had 10+ tackles was Nov. 25, 2022, when DJ Schramm (15), Seyi Oladipo (10) and Andrew Simpson (10) combined for 35 tackles against Utah State.

RALLY TO THE BALL, PART II

Marco Notarainni, Boen Phelps and Jake Ripp each finished with eight total tackles at San Diego State, with Phelps and Ripp notching career-highs. Boise State is one of 21 FBS teams to have three linebackers record eight or more tackles in a game this season. Buffalo has four such games and UMass is the lone team to have four linebackers notch 8+ stops in a game. The last time three Bronco linebackers had at least eight tackles was Oct. 20, 2016, when Tanner Vallejo (11), Ben Weaver (10) and Darren Lee (8) combined for 29 stops in a 28-27 win over BYU.

CAREER DAYS EVERYWHERE

Several Broncos had memorable performances in the Broncos' 51-14 victory over Eastern Washington on Sept. 5. Quarterback Maddux Madsen matched his then-career-high with 307 passing yards in the win, while wide receivers Ben Ford (82) and Chris Marshall (151) set career marks in receiving yards. Jaden Mickey recorded a career-high seven tackles in his first career start. Dylan Riley notched 123 yards on the ground, a record that would be broken in his next game against Air Force (171). Ty Benefield also registered a then-career-high nine tackles against the Eagles, but would also set a new mark with 11 tackles against Air Force.

OFFENSIVE ONSLAUGHT

Boise State finished with 637 total yards on Sept. 5 against Eastern Washington, the most yards the program has recorded in a game since notching 651 total yards against Georgia Southern in last year's season opener. The Blue and Orange finished with 309 yards in the air and 328 yards on the ground, marking the first time the Broncos have recorded over 300 yards in both categories since passing for 418 yards and rushing for 400 against Connecticut on Sept. 8, 2018.

BIG PLAY BRONCOS, PART I

Dylan Riley ran for a career-long 77-yard touchdown against Eastern Washington, finishing with a then-career-high 123 yards on the ground. This was Boise State's fifth rushing score of 75+ yards in the last two seasons, the most in the FBS. Boise State had 13 offensive plays of 20+ yards against UNLV on Oct. 18, making the Broncos the only team in the FBS with multiple games gaining 20+ yards on 11+ plays, doing so three times.

HE'S BACK

Sire Gaines earned his third career Mountain West weekly accolade on Nov. 23, earning the Old Trapper MW Freshman of the Week honor. The redshirt freshman running back totaled 149 rushing yards and two touchdowns on 22 carries against Colorado State. It is the second time the Perris, Calif., native has taken home the award this season. He was also recognized Sept. 8 after tallying 98 yards on the ground (7.0 yards per carry) and a touchdown on 14 carries in the Broncos' Sept. 5 victory over Eastern Washington. He first secured the honor after his 110-yard effort against Georgia Southern in his collegiate debut last season. Gaines is the third Bronco to earn the award multiple times, joining quarterbacks Taylen Green (four-time honoree) and Maddux Madsen (two-time honoree).

FAST START, PART II

The Broncos took a 14-0 lead over Eastern Washington in just 4:59 of game time, with Malik Sherrod (20 yards) and Sire Gaines (8 yards) scoring rushing touchdowns. This was the first time since a game at Virginia on Sept. 25, 2015 that Boise State scored two touchdowns in the first five minutes of a game. Against the Cavaliers, Justin Taimatuia scored on a 21-yard interception return on the game's first play, then Jeremy McNichols scored on a 2-yard touchdown run. The last time Boise State scored two offensive touchdowns in the first five minutes was Nov. 14, 2009. Kellen Moore threw touchdown passes to Austin Pettis (4 yards) and Titus Young (25 yards) to spark a 63-25 win over Idaho.



MULTIPLE OPTIONS

Five Broncos scored a rushing touchdown against Eastern Washington on Sept. 5. Malik Sherrod, Sire Gaines, Maddux Madsen, Cameron Bates and Dylan Riley all found the end zone, marking the first time Boise State has had five single-game scorers since Sept. 28, 2013 in a contest against Southern Miss. In that game, Shane Williams-Rhodes, Geraldo Boldewijn, Jay Ajayi, Grant Hedrick and Charles Bertoli found the end zone from the ground against the Golden Eagles.

EFFICIENCY FROM MADDUX

Maddux Madsen's career record as a starting quarterback is 20-5, including a 14-1 mark against conference foes. Madsen's lone conference loss was to Fresno State, where he started but left in the first quarter with an injury. Last season, he led the Mountain West in passing yards (3,018) and passing touchdowns (23). He also ranked second in the MW in passing efficiency (143.6). In MW games, Madsen recorded 12 touchdowns and one interception, making him the only player in the country with 12+ touchdowns and one interception in conference play.

LIMITING TURNOVERS, PART I

Last season, Maddux Madsen had nine games with zero interceptions on 25+ attempts. Since 2019, the only other FBS quarterbacks to have that many such games in a single season ended up as NFL First Round picks – Bo Nix (11 in 2023), Drake Maye (nine in 2022) and Joe Burrow (nine in 2019). Madsen is one of 22 returning FBS quarterbacks who threw 23 or more touchdowns last season. Of that group, only James Madison's Alonza Barnett III threw fewer interceptions (4).

LIMITING TURNOVERS, PART II

Maddux Madsen has 16 interceptions in 818 career attempts, giving him the third-lowest interception ratio in program history (.020). Before his interception at Air Force, Madsen had attempted 240 consecutive passes on the road without a pick, the longest streak in Boise State's FBS era and longest stretch in the Mountain West since 2012.

IMMEDIATE IMPACT

Redshirt freshman cornerback Trey Tolmaire made his collegiate debut against Eastern Washington and notched Boise State's first interception of the season, returning it 21 yards. He joins Kyle Wilson as the only Broncos since 1996 to record an interception in their first career game. Wilson, an All-American and first round NFL Draft pick, intercepted Colt Brennan in the second quarter of No. 25 Boise State's 41-34 win over Hawai'i on Sept. 23, 2006.

A LONG TIME COMING

Redshirt junior wide receiver Chris Marshall recorded his first career touchdown against USF in the season-opener. The Missouri City, Texas native notched the score in his 11th career game, and his fifth game as a member of the Blue and Orange. Marshall, who started his career in 2022 at Texas A&M, played in his first game since Oct. 25, 2025 at UNLV. He followed with a career-best 132 yards on four catches against Eastern Washington, recording a first down on every reception and finishing with 81 yards after catch. Marshall added three catches for 52 yards against App State, four receptions for a team-high 58 yards at No. 21/21 Notre Dame, and notched a career-high five receptions against New Mexico, totaling 70 yards. He finished with a team-high 96 yards and recorded his second career touchdown against UNLV. He ranks second in the conference and 12th nationally with 19.08 yards per reception this season.

WHAT A START

Jaden Mickey forced and recovered a fumble on the first defensive drive against Eastern Washington on Sept. 5, becoming the first Bronco to force and recover the same fumble since Kekaula Kaniho did so against Hawai'i on Oct. 12, 2019. Mickey notched his first career tackle-for-loss in the contest and finished with a career-high seven tackles. He recorded a PFF overall defensive grade of 90.6 in the game, the third-best grade amongst all FBS defensive backs that played at least 30 snaps. Serving as the hammer carrier against UNLV, Mickey matched his career-high with seven tackles, including a career-high two TFLs, and notched his first career sack in the second quarter. At San Diego State, he posted two solo TFLs. He forced his second fumble of the season against Colorado State, with fellow defensive back Zion Washington recovering it. In the MW Championship, he had five tackles, all solo.

LAUTER CONTINUES TO PRODUCE

Matt Lauter ended 2024 with 47 catches, a program record for Bronco tight ends, and ranked second in Boise State tight end single-season history with 619 receiving yards. Last season, he was one of two Broncos to catch at least one pass in all 14 games. Through 12 games played in 2025, the redshirt senior has 31 catches for 293 yards and one touchdown. At 1,109 career receiving yards, he has the third-most receiving yards by a tight end in Boise State's FBS era.

2025 NATIONAL ACCOLADES

Ty Benefield (S)

- Shrine Bowl Breakout Defensive Player of the Week (Dec. 1)

Latrell Caples (WR)

- Earl Campbell Tyler Rose National Player of the Week Honorable Mention (Sept. 30)

Kage Casey (OL)

- Lombardi Award Midseason Watch List

Erik Chinander (Defensive Coordinator/DL Coach)

- Broyles Award Nominee

Oscar Doyle (P)

- Ray Guy Award Watchlist

Mason Hutton (LS)

- Patrick Mannelly Award Semifinalist

Marco Notarainni (LB)

- William V. Campbell Trophy Semifinalist

Boen Phelps (LB)

- Burlsworth Trophy Nominee

Malik Sherrod (RB)

- Paul Hornung Award Honor Roll (Sept. 23)

Jayden Virgin-Morgan (EDGE)

- Lombardi Award Midseason Watch List

ONCE A BRONCO...

The Boise State coaching staff boasts 86 years of experience with the Broncos (24 as players, 62 as staff).

Coach	S/A Years	Staff Years	Total
Erik Chinander	-	2	2
Stacy Collins	-	3	3
Spencer Danielson	-	8	8
Matt Fleischacker	-	1	1
Jabril Frazier	5	5	10
George Hicks	-	-	0
Zak Hill	-	4	4
Tim Keane	-	4	4
DJ Killings	-	1	1
Dirk Koetter	-	5	5
Frank Maile	-	2	2
Danny McDonald	-	1	1
Derrick McMahan	-	2	2
Matt Miller	5	5	10
James Montgomery	-	2	2
B.J. Mullin	-	2	2
Nate Potter	4	7	11
Tyler Rausa	4	2	6
Kooper Richardson	-	1	1
Tyler Stockton	-	1	1
Justin Udy	-	-	0
Demario Warren	-	3	3
Demitri Washington	6	1	7
TOTAL	24	62	86



RETAINING THE STAFF

TEAMS RETURNING ALL FULL-TIME ASSISTANT COACHES FROM 2024

Team	2024 Record	2025 Record
BOISE STATE	12-2	9-4
Arizona State	11-3	8-4
Georgia	11-3	12-1
BYU	11-2	11-2
Navy	10-3	9-2
Ole Miss	10-3	11-1
Texas A&M	8-4	11-1
Liberty	8-4	4-8
Pittsburgh	7-6	8-4
Vanderbilt	7-6	10-2
Virginia	5-7	10-3

THE FIRST 25

FASTEST BOISE STATE COACHES TO REACH 25 CAREER WINS

Name	Tenure	Games
Lyle Smith	1947-67	25
Chris Petersen	2006-13	28
Tony Knap	1968-75	28
Brian Harsin	2014-20	31
Dan Hawkins	2001-05	31
SPENCER DANIELSON	2023-pres.	32 (with win, entering LA Bowl with 24-7 record)
Dirk Koetter	1998-00	36
Jim Criner	1976-82	38
Skip Hall	1987-92	42

BOISE STATE IN BOWL GAMES

BRONCOS IN BOWLS, FBS ERA (13-9)

Date	Opponent	Bowl	Result
12/30/1999	Louisville	Humanitarian	W, 34-31
12/28/2000	UTEP	Humanitarian	W, 38-23
12/31/2002	Iowa State	Humanitarian	W, 34-16
12/23/2003	#19 TCU	Fort Worth	W, 34-31
12/31/2004	#8 Louisville	Liberty	L, 40-44
12/28/2005	#19 Boston College	MPC Computers	L, 21-27
1/1/2007	#7 Oklahoma	Fiesta	W, 43-42 (OT)
12/23/2007	East Carolina	Hawai'i	L, 38-41
12/23/2008	#11 TCU	Poinsettia	L, 16-17
1/1/2010	#4 TCU	Fiesta	W, 17-10
12/22/2010	#20 Utah	Las Vegas	W, 26-3
12/22/2011	Arizona State	Las Vegas	W, 56-24
12/22/2012	Washington	Las Vegas	W, 28-26
12/24/2013	Oregon State	Hawai'i	L, 23-38
12/31/2014	#12 Arizona	Fiesta	W, 38-30
12/23/2015	Northern Illinois	Poinsettia	W, 55-7
12/27/2016	Baylor	Cactus	L, 12-31
12/16/2017	Oregon	Las Vegas	W, 38-28
12/26/2018	Boston College	First Responder	Canceled
12/19/2019	Washington	Las Vegas	L, 7-38
12/17/2022	North Texas	Frisco	W, 35-32
12/16/2023	UCLA	LA	L, 22-35
12/31/2024	#6 Penn State	Fiesta (CFP)	L, 14-31
12/13/2025	Washington	LA	

AGAINST, THEN FOR

With his successful PAT against South Florida, Colton Boomer became the first player in Boise State's FBS era (since 1996) to score a point for the Broncos after scoring against them. On Sept. 7, 2023, he led UCF to a win over Boise State by going 4-for-4 on field goals, connecting from 50, 33 and 55 yards before booting the 40-yard game-winner in the 18-16 victory. Malik Sherrod became the second player to achieve this feat with his 20-yard touchdown rush on the opening drive against Eastern Washington. On Nov. 4, 2023, he scored on a 96-yard kickoff return and 52-yard rush to lead Fresno State to a 37-30 win over the Broncos.

SUCCESS IN THE MOUNTAIN WEST

Boise State is in its 15th season as a member of the Mountain West. The Broncos are 96-19 (.835) in Mountain West league play and have won 34 of their past 40 games against MW teams. Of the 19 losses, only seven have come by more than seven points. Boise State holds a 59-10 record (.855) against MW foes on The Blue, and have won 12 of the last 13.

INTERNATIONAL BRONCOS

Boise State's 2025 roster includes representation from six countries. In addition to 97 players from the United States, the Broncos have players from Australia (Oscar Doyle, Alma Taleni), Canada (Bol Bol), Germany (Max Stege), England (Bethel Imasuen), Ireland (Lopez Sanusi) and The Netherlands (Arthur de Boachie). Additionally, Ty Benefield was born in Vancouver, Canada, while his father, Daved, played for the CFL's Saskatchewan Roughriders. Another Bronco, Marco Notarainni, is a dual citizen of the United States and Argentina.

PRESEASON ALL-AMERICANS

Offensive tackle Kage Casey and EDGE Jayden Virgin-Morgan garnered national recognition this summer, earning Preseason All-America honors. Casey was selected by four outlets: Walter Camp (first team), Athlon Sports (second team), ESPN (second team) and Phil Steele (fourth team) while Virgin-Morgan was tabbed fourth team by Athlon Sports. Additionally, both players were included on ESPN's list of Top 100 College Football Players. Virgin-Morgan checked in at No. 48 and Casey was ranked No. 63.

WINNING WAYS

Boise State has the nation's highest winning percentage at the FBS level, posting a .765 mark (293-90) since moving up in 1996. Behind the Broncos are Ohio State (.756), Alabama (.740), Michigan (.732) and Notre Dame (.726). Boise State is the second-winningest football program by percentage in the country since 2000 (.804, 270-66), trailing only Ohio State (.837; 273-53). Since 2000, Boise State has registered more wins (270) than any other western team by over 20 victories, with Oregon (248), USC (218), Utah (215) and BYU (214) following. The Broncos have 24 eight-plus win seasons since 2000, tied with Georgia and Oklahoma for the most in the country.

WINNING WAYS

For the 18th consecutive season, Boise State was selected to win its conference or division in the preseason poll. This includes all 15 years as a member of the Mountain West, which Boise State won for the third-straight season. This marked its first time winning three straight titles in the MW and first time since winning the WAC from 2008-10. The only other team to win the MW three-straight seasons is TCU, which did so from 2009-11.

BRINGING BACK TALENT, PART I

Of the 56 players to earn All-Mountain West first or second team honors in 2024, only 11 return to their respective programs in 2025. Boise State returns a conference-high five All-MW selections, including four of the six returners from the first team. Kage Casey, Matt Lauter, Marco Notarainni and Jayden Virgin-Morgan look to build on their impressive 2024 campaigns, as does second team selection Braxton Fely. The Broncos are one of three teams to bring back multiple All-MW players, with San Diego State and Wyoming returning two players each.

BRINGING BACK TALENT, PART II

Boise State returns 14 starters from the 2024 team, including eight from an offense that ranked in the nation's top 10 in rushing (240.4 ypg), total yards (466.0 ypg), scoring (37.3 ppg), 3rd down conversions (49.5%) and first downs (328). This is tied for the fifth-most in the country, with the Broncos boasting the second-best 2024 record among teams returning 14 or more players. The same 14 players started the Fiesta Bowl, making Boise State one of 13 teams in the country returning at least 14 starters from its bowl game.



\\ KEPT THE STREAK ALIVE

Boise State's win in the 2025 Mountain West Championship Game meant the Broncos' 2028 senior class will be the 27th straight class at Boise State to win a conference championship. Of the previous 25 straight classes leaving with rings, 20 left with multiple championships, including 12 with three-or-more. The last Boise State senior class to not win a conference championship was the class of 1998, a group which led Boise State from I-AA to I-A (now FBS). The streak of 27-straight classes is the longest active streak in the country, and the third-longest in NCAA history. BYU (30; 1975-2004) and Nebraska (28; 1975-2002) boast the longest streaks in NCAA history. Oklahoma's streak of 24 ended in 2024.

\\ CHAMPIONSHIP CENTRAL

The Broncos currently have 17 league titles since 1996, when they joined the FBS, the most in the country during that time. Oklahoma (14), Ohio State (13), Florida State (12), and Alabama (10) are the only other schools in the country to win double-digit conference titles during that span. The Broncos have won 37 conference championships all-time, including seven in the Mountain West, eight in the WAC, two in the Big West and six in the Big Sky. The remaining 14 came while members of the Intermountain Collegiate Athletic Conference.

\\ DOUBLE DIGIT WINS

With its 12-2 record in 2024, Boise State secured its 19th 10-win season since 1996, which is currently tied for fourth in the FBS. The Broncos trail Ohio State (23), Alabama (20) and Oklahoma (20) and are tied with Georgia. Oregon trails at 16, followed by LSU (14) and Michigan (14). Air Force (7) is the next-closest Mountain West team.

\\ FAMILY TRADITION

The Broncos have won 37 conference championships in its program history, tied for the fifth-most conference titles won by any current FBS team. Boise State is tied with USC and trails Oklahoma (50), Nebraska (46), Michigan (44) and Ohio State (39).

\\ BIG WINS

This year, Boise State has five victories over 20 points and two over 30. The Broncos are one of two FBS teams with at least five 20-point wins in each of the last four seasons, joining Ohio State. This ties TCU (2008-11) for the longest streak in Mountain West history. Six of Boise State's 12 wins in 2024 came by 20+ points, with only Ohio State (10), Oregon (8), Indiana (7), Miami [FL] (7), Ole Miss (7) and SMU (7) recording more. Boise State averaged 14.7 more points per game than its opponents, the 12th-best scoring margin in the FBS.

\\ BRONCO NATION MAKES AN IMPACT

Since 2018 (and excluding 2020), Bronco Nation has forced opponents to false start 133 times on The Blue. This is 35 false starts more than the next-closest teams (NC State and Oregon, 98). Boise State averages 2.83 false starts forced per home game, easily the most in the FBS. NC State and Oregon (2.04) are the only other two teams above 2.0.

\\ ALL-AMERICAN ANCHOR

Kage Casey earned second team All-America honors from The Athletic and Walter Camp while garnering honorable mention All-America from Sports Illustrated. He joins an elite list of Boise State offensive linemen to be recognized as All-Americans, including consensus picks Ryan Clady (2007) and current offensive coordinator Nate Potter (2011).

\\ JABRIL 30 UNDER 30

EDGE coach Jabril Frazier was one of 30 coaches across the country named to the 247Sports 30Under30 coaching list. Frazier is the third Bronco in program history to earn the distinction, joining current wide receivers coach Matt Miller (2020) and current head coach Spencer Danielson, who earned the honor in 2018 when he served as the outside linebackers coach.

\\ ETCHED IN INK

Before the 2024 season, running back Ashton Jeanty and center Mason Randolph made a friendly wager. If Jeanty didn't run for 2,000 yards, he would have to cut off his dreadlocks. If he reached the 2K mark, Randolph would get a tattoo. Jeanty passed the 2,000-yard mark in a win over Wyoming on Nov. 23, one week before Randolph returned from what was thought to be a season-ending bicep injury. When Jeanty returned for Pro Day, he and Randolph went to Chariot Tattoo in Boise to make good on the bet. Randolph's thigh now displays Jeanty's total of 2,601 yards, as well as the Heisman Trophy runner-up's signature.

PRESEASON WATCH LISTS

Ty Benefield (S)

- Paycom Jim Thorpe Award Watch List
- Shrine Bowl 1000 Watchlist

Latrell Caples (WR)

- Earl Campbell Tyler Rose Award Watch List

Kage Casey (OL)

- Lombardi Award Watchlist
- Outland Trophy Watch List
- Walter Camp Preseason All-America First Team
- Athlon Sports Preseason All-America Second Team
- ESPN Preseason All-America Second Team
- Phil Steele Preseason All-America Fourth Team
- Senior Bowl Top 300
- Shrine Bowl 1000 Watchlist

Jeremiah Earby (CB)

- Shrine Bowl 1000 Watchlist

Braxton Fely (DL)

- Polynesian College Player of the Year Watch List

Sire Gaines (RB)

- Comeback Player of the Year Watch List
- Doak Walker Award Watch List

Mason Hutton (LS)

- Patrick Mannelly Award Watch List

Matt Lauter (TE)

- John Mackey Award Watch List
- Shrine Bowl 1000 Watchlist

Maddux Madsen (QB)

- Davey O'Brien Award Watch List
- Johnny Unitas Golden Arm Award Watch List
- Manning Award Watch List
- Maxwell Award Watch List
- Walter Camp Player of the Year Award Watch List
- Shrine Bowl 1000 Watchlist

A'Marion McCoy (CB)

- Chuck Bednarik Award Watch List
- Paycom Jim Thorpe Award Watch List
- Shrine Bowl 1000 Watchlist

Marco Notarainni (LB)

- Allstate Wuerffel Trophy Watch List
- Shrine Bowl 1000 Watchlist
- Jason Witten Collegiate Man of the Year Watch List
- Allstate AFCA Good Works Team Nominee

Mason Randolph (OL)

- Senior Bowl Top 300

Jayden Virgin-Morgan (EDGE)

- Bronko Nagurski Trophy Watch List
- Chuck Bednarik Award Watch List
- Lombardi Award Watchlist
- Lott IMPACT Trophy Watch List
- Athlon Sports Preseason All-America Fourth Team
- Shrine Bowl 1000 Watchlist



PRESEASON ALL-MW PICKS

Preseason All-Mountain West

- QB Maddux Madsen (Offensive Player of the Year)
- WR Latrell Caples
- TE Matt Lauter
- OL Kage Casey
- OL Mason Randolph
- DL Braxton Fely
- DL Jayden Virgin-Morgan
- LB Marco Notarainni
- DB A'Marion McCoy
- DB Ty Benefield

PHIL STEELE PRESEASON ALL-MW

First Team

- QB Maddux Madsen
- RB Sire Gaines
- WR Latrell Caples
- TE Matt Lauter
- C Mason Randolph
- OG Roger Carreon
- OT Kage Casey
- DT Braxton Fely
- DE Jayden Virgin-Morgan
- LB Marco Notarainni
- CB A'Marion McCoy
- S Ty Benefield
- LS Mason Hutton

Second Team

- OT Hall Schmidt

Third Team

- WR Chris Marshall
- CB Jeremiah Earby
- P Oscar Doyle
- KR Dylan Riley

ATHLON SPORTS PRESEASON ALL-MW

First Team

- QB Maddux Madsen
- AP Sire Gaines
- WR Latrell Caples
- TE Matt Lauter
- OL Kage Casey
- DL Jayden Virgin-Morgan
- DL Braxton Fely
- LB Marco Notarainni
- CB A'Marion McCoy
- S Ty Benefield

Second Team

- AP Malik Sherrod
- OL Mason Randolph
- OL Roger Carreon
- CB Jeremiah Earby
- KR Dylan Riley

Third Team

- S Zion Washington

Fourth Team

- WR Chris Marshall
- OL Hall Schmidt
- DL Dion Washington
- P Oscar Doyle

RUN THE BALL

Boise State has 15 performances of 1,000 rushing yards or more since 2009, the most in the FBS. Ohio State, Oregon and Wisconsin have 14, followed by Auburn and San Diego State (13).

IN TOTALITY

Boise State has generated over 500 yards of offense 12 times since the start of the 2022 season, including five times so far this season. The Broncos recorded 637 yards of total offense against Eastern Washington on Sept. 5, 592 yards against Air Force on Sept. 20, 558 yards against UNLV on Oct. 18, 533 yards against Colorado State on Nov. 22 and 512 yards at Utah State on Nov. 28.

BALANCED ATTACK

Boise State has both passed and rushed for at least 90 yards in a Mountain West-record 51 consecutive games. It is the longest active streak in the country, beginning Sept. 30, 2022, when the Broncos ran for 316 yards and passed for 134 in a 35-13 win against San Diego State.

SACK IT TO ME

Since 2010, the Broncos have registered 552 sacks, a mark that is sixth in the FBS and the highest of any Group of 5 program.

WINNING WHEN IT COUNTS

The LA Bowl will mark Boise State's 47th postseason appearance since the program began in 1933. The Broncos are 26-20 (.565) in those games, including a 23-16 (.590) mark as a four-year institution and a 13-9 (.591) mark since 1996, when the Broncos were elevated to the FBS.

MAYBE IT'S THE COACH D EFFECT

Spencer Danielson was named interim head coach on Nov. 12, 2023. Since then, the Broncos are 109-of-125 (87.2%) on red zone opportunities, scoring 88 touchdowns and connecting on 21 field goals. Boise State has been perfect in that area in eight games this season and has been successful on 30 of its last 31 trips.

CONVERTING WHEN IT COUNTS

Boise State finished 2024 with the nation's fourth-best conversion percentage of combined 3rd and 4th downs, successfully converting 106-of-206 attempts (51.5%). Since Spencer Danielson took over in 2023, the Broncos are 241-for-491 (49.1%) on combined 3rd and 4th downs.

THE MAGIC NUMBER IS 35

Boise State is unbeaten in its last 87 games when scoring 35 or more points. The Broncos' last loss when scoring 35+ was to No. 24 TCU on Nov. 12, 2011.

YOU CAN'T STOP THIS STAMPEDE

Boise State has produced one of the most prolific and powerful offenses since 2000. Since the turn of the century, the Broncos have averaged 37.699 points per game, a mark that ranks second in the nation behind Oklahoma (37.834).

LIKE A G5

Boise State is fifth in total number of bowl appearances among Group of Five teams despite playing at the FBS level since 1996, with this year's LA Bowl marking its 24th appearance.

HOME CONFERENCE RECORD

Since 2019, the Broncos are 22-3 at home in conference games. Boise State has a 96-14 (.873) record in home conference games since joining the FBS ranks in 1996.

HOME WINS

Boise State's loss to Fresno State snapped a 16-game home win streak, which at the time was tied with Alabama for the longest active win streak in the nation. The loss was the first Boise State loss on The Blue since Sept. 9, 2023 against UCF. Spencer Danielson also suffered his first loss as a head coach on The Blue, and now holds a 14-1 all-time mark.

HOME BODIES

Boise State's 56 points against UNLV on Oct. 18 marked the 43rd time Boise State has scored 50+ points at home this century, marking the third-most among FBS teams during that span. The Broncos trail Oregon (52) and Texas Tech (46).



BLUE TURF ADVANTAGE

Boise State has a .896 winning percentage on The Blue (147-17) since 2000, the third-highest in the nation. Ohio State (.902, 156-17) and Oklahoma (.901, 145-16) are the lone teams ahead of the Broncos. Since 1986, when the non-green turf was first installed, the Broncos have compiled a 218-46 (.826) record on The Blue.

SELLOUTS AT ALBERTSONS

Bronco Nation is as dedicated as any fan base and the ticket sales show it. Albertsons Stadium sold out for all six of Boise State's regular season contests this season, marking 14 consecutive sellouts. The Broncos sold out all seven games in 2024, finishing the season with a total attendance of 259,801 and an average of 37,114, both of which are program records for a single season. The program record for most consecutive sellouts is 19, set from 2006-09.

PANCAKE BLOCK DONATIONS

All-American left tackle Kage Casey and his wife, Kiersten, a former Boise State volleyball player, are teaming up to support the community this season. The Caseys will donate \$300 to the Boise Rescue Mission for each of Kage's pancake blocks. Boise Rescue Mission provides homeless services to people in Boise and surrounding areas from six locations in Ada and Canyon counties.

BRONCO LEGEND LEADS NEW ORLEANS

Bronco legend Kellen Moore continues to make history. After guiding the Philadelphia Eagles to a Super Bowl LIX victory as offensive coordinator, Moore was hired as head coach of the New Orleans Saints, making him the first Boise State product to be an NFL head coach. Moore, who served as offensive coordinator for the Eagles, Chargers and Cowboys, led the Broncos to a 50-3 record during his four-year career, making him the winningest quarterback in FBS history. He was a 2010 Heisman Trophy finalist, two-time Quarterback of the Year and seven-time All-American. The College Football Hall of Fame candidate remains the program's career record-holder and ranks in the FBS top 15 in passing yards (14,667), touchdowns (142) and efficiency (168.98).

TELLING OUR STORY

This summer, Boise State Athletics partnered with Ford to create Bronco Studios, which features Bronco Studios Live hosted by award-winning sports anchor Jay Tust. The show airs at 4 p.m. MT on Mondays, Wednesdays and Fridays. It streams live on YouTube (@BroncoSports) and is available on-demand at BroncoSports.com. Tust and his guests give fans an inside look at all things Boise State. Also published weekly on BroncoSports.com are two "B:1 Features," one of which focuses on the Boise State football program.

SEND THEM TO THE HALL - BOISE STATE EDITION

Boise State announced on Nov. 3 that legendary Boise State head coach Chris Petersen (2006-13) and former quarterback Ryan Dinwiddie (2000-03) were two of the six Broncos to be inducted into the Boise State Hall of Fame Class of 2026. Dinwiddie finished his career at Boise State (2000-03) as one of the most decorated quarterbacks in program history. He compiled a 28-6 record as a Bronco starter, including a 20-2 record in conference play. He led the Broncos to back-to-back WAC regular season titles and bowl victories as an upperclassman. As a junior, Dinwiddie led Boise State to a 12-1 record and a No. 15 finish in the AP poll, while the Broncos finished 13-1 with a No. 16 AP ranking during his senior season. A two-time All-WAC First Team recipient, Dinwiddie still holds several single-season Bronco records, including passing yards (4,356), yards of total offense (4,399) and passing yards per game (311.1). Career-wise, Dinwiddie is second all-time in touchdowns responsible for (100), second in total yards per game (314.2), third in career passing yards (9,819) and third in passing touchdowns (82).

FUTURE OPPONENTS

2026		2030	
Sept. 5	at Oregon	Aug. 31	at Memphis
Sept. 12	Memphis	Sept. 7	Idaho State
Sept. 19	South Dakota	Sept. 14	Houston
Sept. 26	at Western Michigan		
2027		2031	
Sept. 4	at App State	Aug. 30	at Houston
Sept. 11	South Florida	Sept. 13	Memphis
Sept. 18	at Marshall		
2028		2032	
Sept. 2	at Cincinnati	Sept. 4	at Rice
Sept. 16	Georgia Southern	2035	
		Sept. 8	Rice
2029			
Sept. 1	Cincinnati		
Sept. 15	at Washington		
Sept. 22	Western Michigan		

BRONCOS TO THE PAC-12

Boise State University accepted a formal invitation and was unanimously approved by the conference Board of Directors to join the Pac-12 Conference, the University and conference announced on Sept. 12, 2024. The Broncos will join the Pac-12 Conference effective July 1, 2026. Boise State will be joined in the conference by incumbent members Oregon State and Washington State, as well as Colorado State, Fresno State, Gonzaga, San Diego State, Texas State and Utah State. Competition will begin for all conference sports in the 2026-27 academic year.

REST IN PEACE DOUG MARTIN

Former Boise State running back and seven-year NFL veteran Doug Martin passed away on Oct. 18 at the age of 36. Martin played from 2007-11. He was a first-team All-Mountain West honoree as a senior and still ranks in Boise State's top-10 for career rushing yards, touchdowns, attempts, yards per carry and yards per game. He is also tied for fourth in school history with 17 100-yard games in a career. Martin helped the Broncos finish in the top-10 of the BCS rankings in four straight seasons (2008-11). Boise State also won three conference titles over the same stretch and posted a 50-3 overall record. Martin is one of six Broncos to be selected in the first round of the NFL Draft. He was taken 31st overall by the Tampa Bay Buccaneers in the 2012 NFL Draft. He was the first Boise State running back to be taken in the first round and is one of only two Bronco backs to be selected in the first round. Ashton Jeanty joined him in that club this past April. In 84 career NFL games, Martin rushed for 5,356 yards and 30 touchdowns. He had 6,563 yards from scrimmage, as he had 1,207 receiving yards, and scored 32 total touchdowns. The Broncos have worn a "Doug" helmet decal each game since his passing.



THIS IS THE MOUNTAIN WEST

2025 MOUNTAIN WEST STANDINGS

MOUNTAIN WEST							OVERALL							
TEAM	REC	PF	PA	HM	RD	PCT	REC	PF	PA	HM	RD	NEU	PCT	STR
UNLV (RV/RV)	6-2	299	214	3-1	3-1	.750	10-3	467	375	5-1	5-2	0-0	.769	L1
New Mexico (RV/--)	6-2	213	184	4-0	2-2	.750	9-3	335	270	6-0	3-3	0-0	.750	W6
San Diego State (--/RV)	6-2	201	112	4-0	2-2	.750	9-3	296	151	6-0	3-3	0-0	.750	L1
Boise State (RV/RV)	6-2	258	188	3-1	3-1	.750	9-4	408	299	6-1	3-3	0-0	.692	W3
Fresno State	5-3	176	162	2-2	3-1	.625	8-4	317	241	4-2	4-2	0-0	.667	W1
Hawai'i	5-3	253	199	3-1	2-2	.625	8-4	342	282	6-1	2-3	0-0	.667	W1
Utah State	4-4	248	217	3-1	1-3	.500	6-6	381	339	5-1	1-5	0-0	.500	L1
Air Force	3-5	245	271	1-3	2-2	.375	4-8	358	364	2-4	2-4	0-0	.333	W1
Wyoming	2-6	125	171	2-2	0-4	.250	4-8	192	246	3-3	1-5	0-0	.333	L4
Nevada	2-6	151	222	1-3	1-3	.250	3-9	211	330	2-4	1-5	0-0	.250	L1
San José State	2-6	176	278	2-2	0-4	.250	3-9	257	390	3-3	0-6	0-0	.250	L4
Colorado State	1-7	161	278	1-3	0-4	.125	2-10	222	370	2-5	0-5	0-0	.167	L6

2025 MW PRESEASON POLL

RK	TEAM (1ST PLACE VOTES)	PTS
1.	BOISE STATE (35)	464
2.	UNLV (4)	415
3.	San Jose State	359
4.	Colorado State	326
5.	Fresno State	301
6.	Air Force	280
7.	Hawai'i	213
8.	San Diego State	202
9.	Utah State	165
10.	Wyoming	150
11.	New Mexico	84
12.	Nevada	83

BOWL GAMES IN THE MW

Bucked Up LA Bowl Hosted by Gronk (Dec. 13)
Boise State vs. Washington ABC 6 p.m. MT

Famous Idaho Potato Bowl (Dec. 22)
Utah State vs. Washington State ESPN Noon MT

Scooter's Coffee Frisco Bowl (Dec. 23)
UNLV vs. Ohio ESPN 7 p.m. MT

Sheraton Hawai'i Bowl (Dec. 24)
Hawai'i vs. California ESPN 6 p.m. MT

Rate Bowl (Dec. 26)
New Mexico vs. Minnesota ESPN 3:30 p.m. MT

Snoop Dogg Arizona Bowl (Dec. 27)
Fresno State vs. Miami (Ohio) The CW 2:30 p.m. MT

Isleta New Mexico Bowl (Dec. 27)
San Diego State vs. North Texas ESPN 3:45 p.m. MT

ON THIS DAY

DEC.

13

THE RECORD: 1-0 (.1000)
THE STREAK: W1
LAST TIME: 1980
W, 14-9
#2 Grambling State
Boise, Idaho
ATT: 17,300

GAMES ON THIS DATE

Year	Opponent	Location	Res.	Score	Att.
1980	#2 Grambling State	Boise, Idaho	W	14-9	17,300

* - denotes conference game

BRONCOS WITH DEGREES

Nine Broncos have already earned their college degrees, including five from Boise State University.

Latrell Caples (Boise State)

Ben Ford (Boise State)

A'Marion McCoy (Boise State)

Marco Notarainni (Boise State)

Luke Voorhees (Boise State)

Mitch Bothwell (Villanova)

Jaden Mickey (Notre Dame)

Malik Sherrod (Fresno State)

Malakai Williams (Idaho)

Twelve Broncos will earn their degree from Boise State on Dec. 20.

Jeremiah Earby

Braxton Fely

Zach Holmes

Mason Hutton

Tyler Keinath

Matt Lauter

Chris Marshall

Chase Penry

Malik Sherrod

Austin Terry

Zion Washington

Malakai Williams

2025 PLAYERS OF THE WEEK

Max Cutforth | QB

Dec. 1, 2025 Utah State Offensive

Jeremiah Earby | CB

Oct. 27, 2025 Nevada Defensive

Nov. 24, 2025 Colorado State Defensive

Sire Gaines | RB

Sept. 8, 2025 Eastern Washington Freshman

Nov. 24, 2025 Colorado State Freshman

Boen Phelps | LB

Sept. 29, 2025 App State Defensive

Dylan Riley | RB

Sept. 22, 2025 at Air Force Offensive

Oct. 19, 2025 UNLV Offensive

PREVIOUS POTW WINNERS ON 2025 ROSTER

Sire Gaines | RB

Sept. 2, 2024 at Georgia Southern Freshman

Maddux Madsen | QB

Oct. 9, 2023 San Jose State Freshman

Oct. 30, 2023 Wyoming Freshman

Nov. 3, 2024 San Diego State Offensive

Dylan Riley | RB

Sept. 23, 2024 Portland State Freshman

Malik Sherrod | RB (with Fresno State)

Nov. 6, 2023 Boise State Special Teams

CHAMPIONSHIPS AND DIPLOMAS

96%

The Boise State football team recorded an NCAA Graduation Success Rate (GSR) of 96%, the highest in program history. This is the second-highest GSR in the Mountain West and fourth-best in FBS this year.




DRIP DEFINED

Boise State unveiled a new look for the 2017 season, the first time the Broncos had overhauled their Nike uniforms since 2011. Included in the new slate were blue, orange and white. The jerseys featured new stripes on the sleeves and "Blue Collar" on the inside of the neck. The Broncos added a black set of uniforms that were unveiled against Air Force, Sept. 20, 2019. Refreshed designs of the blue, white and black uniforms came in 2024. A look at the Broncos' all-time uniform combination records can be found to the right while this season's uniform tracker can be found below.

GAME 1 AT SOUTH FLORIDA



GAME 2 vs. EASTERN WASH.



GAME 3 AT AIR FORCE



GAME 4 vs. APP STATE



GAME 5 AT #21/21 NOTRE DAME



GAME 6 vs. NEW MEXICO



GAME 7 vs. UNLV



GAME 8 AT NEVADA



GAME 9 vs. FRESNO STATE




GAME 10 AT SAN DIEGO STATE



GAME 11 vs. COLORADO STATE



GAME 12 AT UTAH STATE



MW CHAMPIONSHIP vs. UNLV



LA BOWL vs. WASHINGTON



RECORD BY COMBO

Helmet	Jersey	Pants	2025	Since '96	Stk	Last
Black	Black	Black	0-0	9-4	W2	11/9/24 vs NEV
Black	Blue	Black	0-1	5-1	L1	11/1/25 vs FS
Black	Gray	Black	0-0	1-0	W1	9/28/13 vs SoMiss
Black	White	Black	0-0	3-2	L1	11/4/23 @FS
Black	White	Orange	0-0	1-0	W1	10/31/15 @UNLV
Black	White	White	0-0	0-1	L1	11/25/16 @AFA
Blue	Black	Black	0-0	1-0	W1	11/4/16 vs SJSU
Blue	Black	Blue	0-0	2-0	W2	10/7/23 vs SJSU
Blue	Blue	Blue	5-0	121-8	W10	12/5/25 vs UNLV
Blue	Blue	White	0-0	6-7	W1	9/17/22 vs UTM
Blue	Gray	Blue	0-0	4-0	W4	9/7/13 vs UTM
Blue	Gray	Gray	0-0	2-0	W2	10/3/15 vs HAW
Blue	Orange	Blue	0-0	8-4	W4	10/5/24 vs USU
Blue	Orange	Orange	0-0	2-0	W2	10/17/14 vs FS
Blue	White	Blue	0-0	23-16	L1	9/7/24 @ORE
Blue	White	Orange	0-0	18-8	L2	12/31/24 vs PSU
Blue	White	White	1-1	37-17	L1	10/4/25 @ND
Orange	Blue	Blue	0-0	0-1	L1	9/22/17 vs UVA
Orange	Blue	Orange	1-0	2-1	W1	9/5/25 vs EWU
Orange	Orange	Orange	0-0	6-1	W2	11/28/23 vs Wyo
Orange	White	Blue	0-0	1-0	W1	11/27/15 @SJSU
Orange	White	Orange	0-0	1-1	W1	11/16/24 @SJSU
Orange	White	White	0-0	0-1	L1	9/27/14 @AFA
White	Blue	White	0-0	3-0	W3	9/21/24 vs PSU
White	Orange	Orange	0-0	0-1	L1	11/21/11 vs TCU
White	Orange	White	0-0	2-1	W2	10/12/19 vs HAW
White	White	Blue	0-2	6-5	L2	11/15/25 @SDSU
White	White	Orange	0-0	4-1	L1	9/2/21 @UCF
White	White	White	2-0	25-9	W4	11/28/25 @USU



GAME NOTES

#BOISESTATEBUILT

Since 2000, Boise State has produced 45 NFL draft picks, including 13 in the first two rounds. The Broncos are currently represented by 10 players and one head coach. Week 15 matchups and information can be found below. All times are Mountain.

BUFFALO BILLS

Khalil Shakir (WR)

at Patriots, Sunday, 11 a.m., CBS



DENVER BRONCOS

JL Skinner (S)

vs. Packers, Sunday, 2:25 p.m., CBS



JACKSONVILLE JAGUARS

Ezra Cleveland (OL)

vs. Jets, Sunday, 11 a.m., CBS



LAS VEGAS RAIDERS

Ashton Jeanty (RB)

at Eagles, Sunday, 11 a.m., FOX



LOS ANGELES CHARGERS

Scott Matlock (FB/DL)

at Chiefs, Sunday, 11 a.m., CBS



MIAMI DOLPHINS

Cedrick Wilson Jr. (WR)

at Steelers, Monday, 6:15 p.m., ESPN



NEW ORLEANS SAINTS

Kellen Moore (Head Coach)

vs. Panthers, Sunday, 2:25 p.m., FOX



SEATTLE SEAHAWKS

DeMarcus Lawrence (DE)

vs. Seahawks, Sunday, 2:25 p.m., CBS



WASHINGTON COMMANDERS

John Bates (TE)

Jeremy McNichols (RB)

at Giants, Sunday, 11 a.m., FOX



THE HAMMER



Boise State selects one player to lead the team onto the field with The Dan Paul Hammer each game. The Hammer was renamed prior to the Hawai'i game, Oct. 12, 2019. Dan Paul, a former fullback from 2009-12, passed away in July of 2019, and symbolized the blue collar culture of the Boise State football team. Traditionally, the honor has gone to the individual that made the best special teams play the week prior. However, the offensive line has been selected in the past, and the entire team entered the field with The Hammer in previous MW Championship Games.

at South Florida	Marco Notarainni
Eastern Washington	Kage Casey
at Air Force*	Dylan Riley
App State	Ty Benefield
at #21/21 Notre Dame	Boen Phelps
New Mexico*	Braxton Fely
UNLV*	Jaden Mickey
at Nevada*	Dylan Riley
Fresno State*	Jeremiah Earby
at San Diego State*	Ty Benefield
Colorado State*	Mason Randolph
at Utah State*	Roger Carreon
UNLV (MW Championship)	Sherrod Smith
Washington (LA Bowl)	

PREVIOUS HAMMER CARRIERS ON THE 2025 ROSTER

Ty Benefield	North Dakota, 2023
	San Jose State, 2023
	San Jose State, 2024
Latrell Caples	Portland State, 2024
Kage Casey	Hawai'i, 2024
Matt Lauter	New Mexico, 2022
	Fresno State [MWCG], 2022
	UNLV [MWCG], 2024
Chase Martin	Memphis, 2023
	Utah State, 2023
	UCLA, 2023
Marco Notarainni	UCF, 2023
	Utah State, 2024
Zion Washington	San Diego State, 2022

CFP RANKINGS (DEC. 7)

Rk	School	Seed	Record	Prev
1	Indiana	1	13-0	2
2	Ohio State	2	12-1	1
3	Georgia	3	12-1	3
4	Texas Tech	4	12-1	4
5	Oregon	5	11-1	5
6	Ole Miss	6	11-1	6
7	Texas A&M	7	11-1	7
8	Oklahoma	8	10-2	8
9	Alabama	9	10-3	9
10	Miami	10	10-2	12
11	Notre Dame	N/A	10-2	10
12	BYU	N/A	11-2	11
13	Texas	N/A	9-3	13
14	Vanderbilt	N/A	10-2	14
15	Utah	N/A	10-2	15
16	USC	N/A	9-3	16
17	Arizona	N/A	9-3	18
18	Michigan	N/A	9-3	19
19	Virginia	N/A	10-3	17
20	Tulane	11	11-2	20
21	Houston	N/A	9-3	21
22	Georgia Tech	N/A	9-3	22
23	Iowa	N/A	8-4	23
24	James Madison	12	12-1	25
25	North Texas	N/A	11-2	24

AP POLL (DEC. 7)

Rk	School (1st Place)	Record	Points	Prev
1	Indiana (66)	13-0	1650	2
2	Georgia	12-1	1550	3
3	Ohio State	12-1	1538	1
4	Texas Tech	12-1	1452	5
5	Oregon	11-1	1358	4
6	Ole Miss	11-1	1323	6
7	Texas A&M	11-1	1278	7
8	Oklahoma	10-2	1154	8
9	Notre Dame	10-2	1094	9
10	Miami (FL)	10-2	1017	12
11	Alabama	10-3	973	10
12	BYU	11-2	899	11
13	Vanderbilt	10-2	880	12
14	Texas	9-3	872	16
15	Utah	10-2	748	14
16	USC	9-3	609	17
17	Tulane	11-2	521	21
18	Michigan	9-3	503	15
19	James Madison	12-1	490	20
20	Virginia	10-3	323	16
21	Arizona	9-3	322	22
22	Navy	9-2	173	23
23	North Texas	11-2	151	22
24	Georgia Tech	9-3	147	24
25	Missouri	8-4	92	25

Receiving votes: Houston 82, Iowa 74, Tennessee 61, **New Mexico 21**, Duke 18, **Boise State 16**, UNLV 10, South Florida 10, SMU 8, Arizona State 6, Louisville 6, UConn 5, **Washington 4**, Pittsburgh 3, Kennesaw State 3, Illinois 2, Iowa State 2, Western Michigan 1, TCU 1

COACHES POLL (DEC. 7)

Rk	School (1st Place)	Record	Points	Prev
1	Indiana (61)	13-0	1549	2
2	Georgia (1)	12-1	1461	3
3	Ohio State	12-1	1433	1
4	Texas Tech	12-1	1339	6
5	Oregon	11-1	1317	4
6	Ole Miss	11-1	1240	5
7	Texas A&M	11-1	1169	7
8	Oklahoma	10-2	1093	8
9	Notre Dame	10-2	1037	9
10	Miami (FL)	10-2	941	13
11	Alabama	10-3	913	10
12	Vanderbilt	10-2	867	12
13	BYU	11-2	790	11
14	Texas	9-3	788	14
15	Utah	10-2	719	15
16	USC	9-3	558	17
17	Michigan	9-3	479	18
18	Tulane	11-2	448	21
19	James Madison	12-1	389	19
20	Arizona	9-3	326	22
21	Virginia	10-3	288	16
22	Georgia Tech	9-3	223	23
23	Tennessee	8-4	123	24
24	Houston	9-3	119	NR
25	Navy	9-2	118	25

Receiving votes: Iowa 102, North Texas 89, Missouri 51, Duke 43, SMU 32, **Washington 24**, Illinois 10, **Boise State 10**, TCU 9, Pittsburgh 9, Arizona State 8, **South Florida 7**, Louisville 7, Connecticut 7, Penn State 6, Kennesaw State 3, **UNLV 2**, Old Dominion 2, Western Michigan 1, **San Diego State 1**



THE DANIELSON FILE



COACHING EXPERIENCE

Boise State	2017-Present
Head Coach	2023-Present
DC/Inside Linebackers	2021-23
STUD	2018-20
Defensive Graduate Assistant	2017
Azusa Pacific	2013-16
Linebackers/Recruiting Coordinator	2016
Linebackers	2013-15

BOWL EXPERIENCE

- 2024 Fiesta Bowl
- 2023 LA Bowl
- 2022 Frisco Bowl
- 2019 Las Vegas Bowl
- 2018 First Responder Bowl
- 2017 Las Vegas Bowl

DANIELSON VS. OPPONENT

Opponent	Record
Air Force	2-0
App State	1-0
Colorado State	1-0
Eastern Washington	1-0
Fresno State	0-1
Georgia Southern	1-0
Hawai'i	1-0
Nevada	2-0
New Mexico	1-0
Notre Dame	0-1
Oregon	0-1
Oregon State	1-0
Penn State	0-1
Portland State	1-0
San Diego State	1-1
San Jose State	1-0
UCLA	0-1
UNLV	5-0
USF	0-1
Utah State	3-0
Washington State	1-0
Wyoming	1-0
Total	24-7

HEAD COACH SPENCER DANIELSON

Spencer Danielson who embodies the program's Built Different mantra, is a former Boise State graduate assistant who rose from lowest man on the coaching totem pole to leader of the program in seven years. He led Boise State to 15 wins in his first 18 games as a head coach and back-to-back conference titles.

Danielson became the 12th head coach in Boise State football history on Dec. 3, 2023, following a three-week stint as interim head coach. During that time as the fill-in head coach, he guided the Broncos to three straight wins and a Mountain West championship, making history as the first interim FBS head coach to win a conference title game.

The former Boise State defensive coordinator followed up his interim stint with a 2024 season in which he led the nationally-ranked Broncos to the program's first College Football Playoff appearance, back-to-back Mountain West championships for a program-first, and was named the Mountain West Coach of the Year after leading the team to a 12-win season – their most wins in a single-season since 2019.

The 2024 season also saw Boise State be ranked in the top-10 in the nation in several offensive categories – including fifth in scoring offense and eighth in total offense – and among the best in the Mountain West in major defensive categories. The team featured junior running back Ashton Jeanty, who became the program's first Maxwell Award and Doak Walker Award winner. Jeanty, who fell only 27 rushing yards shy of matching Barry Sanders' single-season FBS record, was also a Heisman Trophy runner-up.

The team finished the year with a 12-2 record after facing Penn State in the CFP Quarterfinal at the Vrbo Fiesta Bowl. It earned the No. 3 seed and first-round bye in the CFP after beating UNLV in the MW Championship at Albertsons Stadium in early December, which was the program's sixth MW title in school history.

In addition to being named Mountain West Coach of the Year in 2024, Danielson was named a finalist for the Eddie Robinson Coach of the Year, Paul "Bear" Bryant National College Football Coach of the Year, George Munger Coach of the Year, and AFCA National Coach of the Year. He was tabbed as the AFCA Region 5 Coach of the Year and Grant Teaff FCA Coach of the Year.

After spending seven seasons as a member of the Boise State coaching staff, starting as a graduate assistant in 2017, Danielson took the reins of the Bronco football program on Nov. 12, 2023 as the interim head coach. He was elevated to the role after serving as the team's defensive coordinator.

Danielson went on to lead the Broncos to three-straight wins - the final two regular season games and the Mountain West Championship game - and a stretch in which the Broncos averaged 38.7 points and over 460 yards of total offense while outscoring opponents 116-49. Boise State routed UNLV, 44-20, to win its fifth MW Championship. The Broncos then played in the LA Bowl, where they faced UCLA.

From 2021-23, Danielson was Boise State's defensive coordinator, and from 2019-20, he was the team's co-defensive coordinator and STUD coach. After beginning his Boise State tenure as a graduate assistant in 2017, he was promoted to a full-time assistant coach in 2018. In each of his three seasons as defensive coordinator, Boise State ranked in the top three of the Mountain West in scoring defense, including allowing a league-low 19 points per game in 2021.

Overseeing a defense that was tenacious in getting into the backfield, Danielson helped Boise State rank sixth in the nation in total defense in 2022 while the scoring defense was ranked 15th. In his first season as defensive coordinator in 2021, that scoring defense was ranked 12th in the country while the total defense ranked 45th nationally.

Before Boise State, Danielson coached at Azusa Pacific, his alma mater, where he served as linebackers coach (2013-16) and recruiting coordinator (2016). In 2016, he was one of 30 coaches selected for the inaugural AFCA 30 Under 30 Coaches' Leadership Institute. As a player, he recorded 190 tackles, 12.5 tackles for loss, and five interceptions over four seasons at Azusa Pacific (2009-12), earning both bachelor's and master's degrees in business administration.

A San Diego native, Danielson began his collegiate playing career at the University of San Diego (2007-08) after attending Horizon High School. He and his wife, Raechel, are proud parents to daughters Eleanor and Rosalie and son William.



BOISE STATE COACHING STAFF



GAMEDAY:
FIELD

ERIK CHINANDER

Defensive Coordinator / Defensive Line
23rd Year in Coaching - Third Year at Boise State
Alma Mater: Iowa, 2003

COACHING EXPERIENCE

2003	Ellsworth CC	OL/DL
2004-09	Northern Iowa	Tight Ends
2010	Oregon	Intern
2011-12	Oregon	Defensive GA
2013	Philadelphia Eagles	Asst. Defensive Line
2014-15	Oregon	Outside Linebackers
2016-17	UCF	Defensive Coordinator
2018-22	Nebraska	Defensive Coordinator
2023	Boise State	Asst. HC/DL/Def Run Coord.
2024-pres.	Boise State	Defensive Coord./DL



GAMEDAY:
FIELD

TIM KEANE

Run Game Coordinator / Offensive Line
18th Year in Coaching - Fifth Year at Boise State
Alma Mater: UC Davis, 2007

COACHING EXPERIENCE

2007	UC Davis	Quality Control (Off.)
2008-09	Tulane	Offensive GA
2010	UC Davis	RBs/Punt Return
2011-12	UC Davis	Offensive Line
2013-15	College of Idaho	Offensive Coordinator
2016-20	UC Davis	Offensive Line
2021-24	Boise State	Offensive Line
2025-pres.	Boise State	Run Game Coordinator/DL



GAMEDAY:
PRESS BOX

NATE POTTER

Offensive Coordinator / Tight Ends
12th Year in Coaching - Eighth Year at Boise State
Alma Mater: Boise State, 2011

COACHING EXPERIENCE

2014	Boise State	Quality Control (Off.)
2015-17	Boise State	Offensive GA
2018	College of Idaho	Offensive Line
2019-21	Montana State	Tight Ends
2022-24	Boise State	Run Game Coord./TEs
2025-pres.	Boise State	Offensive Coord./TEs



GAMEDAY:
FIELD

STACY COLLINS

Asst. Head Coach / Special Teams Coord. / Linebackers
27th Year in Coaching - Third Year at Boise State
Alma Mater: Western Oregon, 1998

COACHING EXPERIENCE

1999-2001	Western Oregon	Sp. Tms Coord./LBs
1999-2001	Vienna [Austria]	Interim HC/DC
2002	South Dakota Mines	DC/Sp. Tms Coord.
2003	Western Washington	Sp. Tms Coord./LBs
2005-06	Idaho State	Linebackers
2007	Southern Oregon	Def. Coord./Rec. Coord.
2008-10	Central Washington	Sp. Tms Coord./DL/LBs
2011	Portland State	Asst. HC/Sp. Tms Coord.
2012-15	South Dakota Mines	Head Coach/STC
2016	Utah State	Special Teams Coord.
2017-18	Utah State	Inside Linebackers
2019	Utah State	Sp. Tms Coord./Inside LBs
2020	Utah State	Co-DC/Safeties
2021	Boise State	Sp. Tms Coord./EDGE
2022-23	Penn State	Sp. Tms Coord./EDGE
2024-pres.	Boise State	Asst. HC/STC/LBs



GAMEDAY:
FIELD

MATT MILLER

Co-Offensive Coordinator / Wide Receivers
11th Year in Coaching - Seventh Year at Boise State
Alma Mater: Boise State, 2014

COACHING EXPERIENCE

2015	Boise State	Quality Control (Off.)
2016-18	Montana State	Wide Receivers
2018-19	Montana State	Offensive Coordinator
2020-23	Boise State	Wide Receivers
2024	Boise State	Pass Game Coordinator/WRs
2025-pres.	Boise State	Co-Offensive Coordinator/WRs



GAMEDAY:
FIELD

TYLER STOCKTON

Co-Defensive Coordinator / Safeties
12th Year in Coaching - Second Year at Boise State
Alma Mater: Notre Dame, 2013

COACHING EXPERIENCE

2014-15	UConn	Defensive GA
2016-17	Western Illinois	Run Game Coord./DL
2018	Western Illinois	Defensive Coord./OLBs
2019	Ball State	Co-Defensive Coord./ILBs
2020	Ball State	Defensive Coordinator/ILBs
2022-23	Ball State	Asst. HC/DC/ILBs
2024-pres.	Boise State	Co-Defensive Coord./S



GAMEDAY:
FIELD

JABRIL FRAZIER

EDGE
Sixth Year in Coaching - Sixth Year at Boise State
Alma Mater: Boise State, 2019

COACHING EXPERIENCE

2020-22	Boise State	Graduate Assistant
2023-pres.	Boise State	EDGE



GAMEDAY:
FIELD

JAMES MONTGOMERY

Running Backs
13th Year in Coaching - Third Year at Boise State
Alma Mater: Washington State, 2013

COACHING EXPERIENCE

2013	Weber State	Quality Control (Off.)
2014-15	Sacramento State	Offensive Assistant
2016-17	Sacramento State	Running Backs
2018-19	Sacramento State	RBs/Recruiting Coord.
2020-21	Cal Poly	RBs/Recruiting Coord.
2022	Fresno State	Running Backs
2023-pres.	Boise State	Running Backs



GAMEDAY:
FIELD

DEMARIO WARREN

Cornerbacks
18th Year in Coaching - Fourth Year at Boise State
Alma Mater: UC Davis, 2008

COACHING EXPERIENCE

2008-13	Southern Utah	Defensive Backs
2014-15	Southern Utah	Defensive Coordinator
2016-21	Southern Utah	Head Coach
2022	Boise State	Cornerbacks
2023	Boise State	Special Teams Coord./CBs
2024-pres.	Boise State	Cornerbacks



GAMEDAY:
FIELD

ZAK HILL

Pass Game Coordinator / Quarterbacks
22nd Year in Coaching - Fifth Year at Boise State
Alma Mater: Central Washington, 2003

COACHING EXPERIENCE

2004-05	Eastern Washington	Student Assistant
2006-07	Hillsboro H.S.	Offensive Coordinator
2008	Hillsboro H.S.	Head Coach
2009-15	Eastern Washington	Pass Game Coordinator/QBs
2016	Boise State	Co-Offensive Coordinator/QBs
2017-19	Boise State	Offensive Coordinator/QBs
2020-21	Arizona State	Offensive Coordinator/QBs
2022	Gilbert North H.S.	Assistant Coach
2023	Saguaro H.S.	Head Coach
2024	Seattle Seahawks	Offensive Assistant
2025-pres.	Boise State	Pass Game Coordinator/QBs

SUPPORT STAFF

Other Assistant Coaches

Matt Fleischacker, Assistant Linebackers
George Hicks, Assistant Wide Receivers
DJ Killings, Assistant Secondary
Frank Maile, Assistant Defensive Line
Danny McDonald, Assistant Tight Ends
Derrick McMahan, Assistant Special Teams/Secondary
B.J. Mullin, Assistant Defensive Backs
Tyler Rausa, Specialists/External Relations Coordinator
Kooper Richardson, Assistant Offensive Line
Justin Udy, Assistant Quarterbacks
Demetri Washington, Assistant EDGE
Dirk Koetter, Senior Analyst

Strength and Conditioning

Benjamin Hilgart, Director of Sports Performance
Jaylan Reid, Associate Director of Sports Performance
Tom Keay, Assistant Director of Sports Performance
Collin McKelvey, Assistant Director of Sports Performance
Marques White, Assistant Director of Sports Performance

Sports Medicine

Jeremy Busch, Assistant AD of Athletic Training
McKenna Drevno, Associate Athletic Trainer
Michael Fanning, Assistant Athletic Trainer
Brandon Voigt, Assistant Athletic Trainer

Administration

Charlotte Siegel, Assistant AD/Chief of Staff
Brandon Jones, General Manager
Lou Major, Assistant AD, Football External Affairs/BroncoPRO
Kyle Young, Director of Player Personnel
Keaton Davis, Football Operations Coordinator
Bailey Hawkins, Head Coach Operations and Program Engagement
Shauny Fisk, GA Football Recruiting & Operations

Equipment Staff

Dale Holste, Associate Director of Equipment Operations
Blake Schulte, Assistant Director of Equipment Operations

Football Video

Parker Weber, Director of Video

Sports Nutrition

Samantha Wade, Assistant AD, Performance Nutrition

Communications and Creative

Chris Kutz, Associate AD of External Affairs
Chris Mitchell, Asst. AD, Bronco Productions
Colby Harms, Senior Director of Creative Solutions
Alex Powell, Director of Graphic Design
Alex Semadeni, Director of Sports Communications
David Dietrich, Assistant Director of Sports Communications
Sam Harrison, Assistant Director of Bronco Productions
Kenna Harbison, Graduate Assistant, Photography
Kirby Milam, Bronco Productions Student

BOISE STATE NUMERICAL ROSTER



#	NAME	POS	CL	HT	WT	HOMETOWN	PREVIOUS SCHOOL(S)
0	Ty Benefield	S	Jr.	6-2	205	Altadena, Calif.	Crean Lutheran HS
3	Latrell Caples	WR	6th	6-0	195	Lancaster, Texas	Lancaster HS
4	Maddux Madsen	QB	R-Jr.	5-10	207	Lehi, Utah	American Fork HS
5	Chris Marshall	WR	R-Jr.	6-3	215	Missouri City, Texas	Kilgore JC / Ole Miss / Texas A&M / Fort Bend Marshall HS
5	Jayden Virgin-Morgan	EDGE	R-Jr.	6-3	269	San Diego, Calif.	Mt. Carmel HS
6	Jeremiah Earby	CB	Sr.	6-2	186	East Palo Alto, Calif.	California / Menlo-Atherton HS
7	A'Marion McCoy	CB	5th	6-0	180	East Palo Alto, Calif.	Laney College / Menlo-Atherton HS
8	Malik Sherrod	RB	6th	5-8	177	Oxnard, Calif.	Fresno State / Pacifica HS
10	Derek Ganter Jr.	S	R-So.	6-0	212	Pasadena, Calif.	Eastern Washington / Arcadia HS
13	Sterling Lane II	EDGE	R-Jr.	6-3	238	St. Louis, Mo.	Arizona / Oaks Christian HS
13	Chase Penry	WR	R-Sr.	6-0	192	Denver, Colo.	Colorado / Cherry Creek HS
14	Max Cutforth	QB	R-So.	6-2	208	Nampa, Idaho	Skyview HS
14	Demetrius Freeney	CB	R-Jr.	6-0	187	San Leandro, Calif.	Arizona / Miami (FL) / College of San Mateo / San Leandro HS
15	Zeke Martinez	QB	Fr.	6-0	215	Meridian, Idaho	Meridian HS
15	Malakai Williams	EDGE	R-Sr.	6-5	252	Chandler, Ariz.	Idaho / American Leadership Academy
16	Kaleb Annett	QB	R-Fr.	6-3	195	Newport Beach, Calif.	Corona del Mar HS
16	Franklyn Johnson Jr.	CB	R-So.	5-10	172	Little Elm, Texas	Little Elm HS
18	Samuel Brooks	LB	Jr.	6-1	200	Duval County, Fla.	Dodge City CC / Baldwin HS
19	Dion Washington	DL	R-Sr.	6-2	305	Las Vegas, Nev.	Hawai'i / Nevada / Shadow Ridge HS
20	Jaden Mickey	CB	R-Jr.	6-0	182	Eastvale, Calif.	Notre Dame / Centennial HS
21	Zion Washington	S	R-Sr.	6-1	214	Frisco, Texas	Reedy HS
22	Chase Martin	LB	Jr.	6-1	225	Thousand Oaks, Calif.	Thousand Oaks HS
23	Sherrod Smith	CB	So.	6-1	185	East Palo Alto, Calif.	College of San Mateo / Menlo-Atherton HS
24	Dylan Riley	RB	So.	5-10	192	Moreno Valley, Calif.	Rancho Verde HS
25	Quinton Brown	WR	Fr.	5-8	165	Argyle, Texas	Liberty Christian HS
25	Jaylen Webb	S	Jr.	6-2	196	Fort Worth, Texas	Kilgore JC / Kennedale HS
26	Sire Gaines	RB	R-Fr.	6-0	217	Perris, Calif.	Orange Vista HS
28	Seth Knothe	RB	R-Jr.	6-1	214	Boise, Idaho	Bishop Kelly HS
29	Arthur de Boachie	S	Fr.	6-0	192	Amsterdam, The Netherlands	NFL Academy (England)
29	AJ Jones	WR	Fr.	6-1	180	Murrieta, Calif.	Vista Murrieta HS
30	Jarrett Reeser	K/P	R-Jr.	5-9	205	Canyon Country, Calif.	Michigan State / San Diego State / Canyon HS
31	Cole Miller	S	R-So.	6-0	186	Boise, Idaho	Bishop Kelly HS
32	Ja'Bree Bickham	S	Fr.	6-3	182	McKinney, Texas	McKinney HS
33	Josiah Alanis	S	Fr.	6-1	186	Vancouver, Wash.	Evergreen HS
34	Greg Ard	RB	Fr.	5-10	190	New Orleans, La.	McKinney North HS
34	Dominik Calhoun	S	Fr.	5-11	185	Pittsburg, Calif.	Pittsburg HS
35	Colton Boomer	K	R-Jr.	5-10	175	Lake Mary, Fla.	UCF / Lake Mary HS
35	Trey Tolmaire	CB	R-Fr.	5-11	185	Mission Viejo, Calif.	Mission Viejo HS
36	Tahj Crutchfield	CB	Fr.	5-11	180	Eastvale, Calif.	Rancho Cucamonga HS
37	Oscar Doyle	P	Jr.	6-3	214	Brisbane, Australia	Weber State / Prokick Australia
38	Travis Anderson	S	R-Fr.	5-11	190	Mission Viejo, Calif.	Mission Viejo HS
39	Timothy Mitchell	CB	R-Fr.	5-10	182	Portland, Ore.	Central Catholic HS
40	De'Shawn Toilolo	EDGE	Fr.	6-2	234	Lehi, Utah	Skyridge HS
41	Boen Phelps	LB	R-So.	6-1	215	Spokane, Wash.	Freeman HS
42	Mason Hutton	LS	R-Sr.	6-5	230	Riverside, Calif.	Hillcrest HS
43	Jake Ripp	LB	R-Jr.	6-3	240	Los Gatos, Calif.	Los Gatos HS
44	Syncere Brackett-Lambey	LB	Fr.	6-2	233	Compton, Calif.	Centennial HS
45	Markell Bowens	EDGE	Fr.	6-5	240	Pocatello, Idaho	Highland HS
45	Troy Grizzle	TE	R-Fr.	6-3	246	Meridian, Idaho	Mountain View HS
46	Carter Kuchenbuch	TE	Fr.	6-5	238	Okanogan, Wash.	Okanogan HS
47	Kaden Anderson	TE	R-Fr.	6-3	232	Chandler, Ariz.	Chandler HS
48	Canaan Moore	K	Fr.	5-11	170	Vancouver, Wash.	Union HS
49	AJ Maes	WR	R-So.	6-3	197	Palos Verdes, Calif.	Peninsula HS
50	Jaden Williams	EDGE	Fr.	6-3	245	Mission Viejo, Calif.	Mission Viejo HS
51	Roman Caywood	EDGE	R-Fr.	6-3	240	Draper, Utah	Corner Canyon HS
52	Stewart Taufa	OL	Fr.	6-1	302	St. George, Utah	Bishop Gorman HS
53	Marco Notarainni	LB	R-Sr.	6-3	240	San Diego, Calif.	Torrey Pines HS
54	Hunter Higham	LS	R-So.	6-3	245	Shelley, Idaho	Hawai'i / Shelley HS
55	Mana Tuoti	LB	Fr.	5-10	228	Eugene, Ore.	Sheldon HS
58	Trevor McKenna	DL	R-Fr.	6-6	287	Boise, Idaho	Borah HS

#	NAME	POS	CL	HT	WT	HOMETOWN	PREVIOUS SCHOOL(S)
59	Jameson Perry	OL	Fr.	6-5	290	Meridian, Idaho	Mountain View HS
60	Spencer Gieg	DL	R-Jr.	6-2	278	Morgan Hill, Calif.	Valley Christian HS
62	Roger Carreon	OL	R-Jr.	6-5	310	Jal, N.M.	Jal HS
63	Mason Randolph	OL	R-Sr.	6-4	310	Yorba Linda, Calif.	Yorba Linda HS
64	Carson Rasmussen	OL	R-So.	6-5	300	Meridian, Idaho	Owyhee HS
66	Jacob Tracy	OL	Fr.	6-6	300	Yelm, Wash.	Yelm HS
67	Jason Steele	OL	R-So.	6-4	300	Temecula, Calif.	Murrieta Valley HS
68	Jake Steele	OL	R-Jr.	6-4	302	Temecula, Calif.	San Jose State / Murrieta Valley HS
69	Tayo Omotinugbon	OL	R-Fr.	6-2	288	Queen Creek, Ariz.	Queen Creek HS
70	Kyle Cox	OL	R-So.	6-6	300	Eatonville, Wash.	Eatonville HS
71	Miles Walker	OL	R-So.	6-5	317	Greenwich, Conn.	Ohio State / Brunswick School
72	Zach Holmes	OL	R-Sr.	6-2	295	West Linn, Ore.	Oregon State / West Linn HS
73	Parker Perkins	OL	R-Fr.	6-2	300	Middleton, Idaho	Middleton HS
74	Alma Taleni	OL	R-Fr.	6-7	297	Coomera, Australia	Utah / Upper Coomera State College
75	Daylon Metoyer	OL	R-Jr.	6-4	321	Hesperia, Calif.	Mt. SAC / Oak Hills HS
76	Greg Bienvenue	OL	R-Fr.	6-4	303	Mesa, Ariz.	Desert Ridge HS
77	Kage Casey	OL	R-Jr.	6-5	311	Happy Valley, Ore.	Clackamas HS
78	Tyler Keinath	OL	R-Sr.	6-2	318	Elk Grove, Calif.	Western Illinois / American River College / Franklin HS
79	Connor Warkentin	OL	R-Fr.	6-5	293	Bakersfield, Calif.	Centennial HS
80	Cameron Bates	WR	So.	5-10	180	Mansfield, Texas	Mansfield Timberview HS
81	Kamryn Jones	WR	Fr.	6-2	210	Temecula, Calif.	Rancho Christian HS
82	Ben Ford	WR	R-Sr.	5-10	187	Eagle, Idaho	Eagle HS
83	Qumonte Williams Jr.	WR	Fr.	6-5	190	Fort Worth, Texas	All Saints Episcopal HS
84	Gavin Packer	WR	Fr.	5-10	180	Vancouver, Wash.	Skyview HS
85	Matt Lauter	TE	R-Sr.	6-3	245	Gainesville, Fla.	Torrey Pines HS
86	Austin Terry	TE	R-Jr.	6-3	245	Tumwater, Wash.	Tumwater HS
87	Mitch Bothwell	TE	R-Sr.	6-4	245	Fort Worth, Texas	Villanova / All Saints Episcopal HS
88	Matt Wagner	TE	R-So.	6-5	250	Prosper, Texas	Rock Hill HS
89	Kobe Young	WR	R-Sr.	6-7	205	Pasco, Wash.	Cal State Fullerton / Chiawana HS
90	Braxton Fely	DL	Sr.	6-1	296	Orem, Utah	Timpview HS
91	Bol Bol	EDGE	Fr.	6-4	240	Brooks, Alberta	Yelm HS
92	David Latu	DL	R-Jr.	6-4	325	Rosepark, Utah	BYU / Snow College / Brigham HS
93	Ryder Swanson	DL	Fr.	6-3	290	Oregon City, Ore.	Oregon City HS
94	Keanu Mailoto	DL	R-Sr.	6-5	282	Auburn, Wash.	Arizona / Mt. SAC / Auburn Mountainview HS
95	Max Stege	DL	Jr.	6-4	269	Cologne, Germany	Cologne (Germany)
96	Lopez Sanusi	DL	R-Fr.	6-3	307	Dublin, Ireland	NFL Academy (England)
96	Luke Voorhees	TE	R-Sr.	6-3	242	Arbuckle, Calif.	Pierce HS
98	Bethel Imasuen	DL	Fr.	6-4	290	Reading, England	Acalanes HS
99	Michael Madrie	DL	R-So.	6-4	290	Argyle, Texas	Argyle HS

PRONUNCIATION GUIDE

Josiah Alanis	(ah-luh-NEES)	Michael Madrie	(MAD-ree)
Kaleb Annett	(uh-NET)	AJ Maes	(MAYS)
Ja'Bree Bickham	(juh-BREE BICK-um)	Keanu Mailoto	(kee-AH-nu / muh-LOH-toh)
Greg Bienvenue	(bee-ENN-veh-new)	A'Marion McCoy	(uh-MARR-ee-on)
Bol Bol	(BOWL / BOWL)	Daylon Metoyer	(meh-TOY-urr)
Mitchell Bothwell	(BAHTH-well)	Canaan Moore	(KAY-nin)
Syncere Brackett-Lambey	(sin-SEER / BRACK-ett / LAM-bay)	Marco Notarainni	(noh-TREE-ah-nee)
Latrell Caples	(luh-TRELL / CAPE-uhs)	Tayo Omotinugbon	(TIE-oh / oh-MOT-uh-nee-bonn)
Roger Carreon	(CARRY-on)	Boen Phelps	(BOH-en)
Arthur de Boachie	(dih-BWOH-chee)	Lopez Sanusi	(san-OOH-see)
Jeremiah Earby	(ERR-bee)	Malik Sherrod	(shuh-ROD)
Braxton Fely	(FEE-lee)	Sherrod Smith	(shuh-ROD)
Spencer Gieg	(gig)	Max Stege	(steeg)
Hunter Higham	(HIGH-em)	Alma Taleni	(AL-muh / tuh-LAY-nee)
Bethel Imasuen	(IMM-uh-soo-en)	Stewart Taufa	(TAO-fuh)
Tyler Keinath	(KIGH-neth)	De'Shawn Toilolo	(toy-LOH-loh)
Seth Knothe	(not)	Trey Tolmaire	(TOLL-mair)
Carter Kuchenbuch	(KOO-ken-boo)	Mana Tuoti	(MAH-nuh / too-ee-OH-tee)
David Latu	(LAH-too)	Luke Voorhees	(VORR-hees)
Matt Lauter	(LAW-tur)	Connor Warkentin	(WORR-kenn-tinn)



BOISE STATE ALPHABETICAL ROSTER

#	NAME	POS	CL	HT	WT	HOMETOWN	PREVIOUS SCHOOL(S)
33	Josiah Alanis	S	Fr.	6-1	186	Vancouver, Wash.	Evergreen HS
38	Travis Anderson	S	R-Fr.	5-11	190	Mission Viejo, Calif.	Mission Viejo HS
47	Kaden Anderson	TE	R-Fr.	6-3	232	Gilbert, Ariz.	Chandler HS
16	Kaleb Annett	QB	R-Fr.	6-3	195	Newport Beach, Calif.	Corona del Mar HS
34	Greg Ard	RB	Fr.	5-10	190	McKinney, Texas	McKinney North HS
80	Cameron Bates	WR	So.	5-10	180	Mansfield, Texas	Mansfield Timberview HS
0	Ty Benefield	S	Jr.	6-2	205	Irvine, Calif.	Crean Lutheran HS
32	Ja'Bree Bickham	S	Fr.	6-3	182	McKinney, Texas	McKinney HS
76	Bree Bienvenue	OL	R-Fr.	6-4	303	Mesa, Ariz.	Desert Ridge HS
91	Bol Bol	EDGE	Fr.	6-4	240	Brooks, Alberta	Yelm HS
35	Colton Boomer	K	R-Jr.	5-10	175	Lake Mary, Fla.	UCF / Lake Mary HS
87	Mitch Bothwell	TE	R-Sr.	6-4	245	Fort Worth, Texas	Villanova / All Saints Episcopal HS
45	Markell Bowens	EDGE	Fr.	6-5	240	Pocatello, Idaho	Highland HS
44	Syncere Brackett-Lambey	LB	Fr.	6-2	233	Compton, Calif.	Centennial HS
18	Samuel Brooks	LB	Jr.	6-1	200	Duval County, Fla.	Dodge City CC / Baldwin HS
25	Quinton Brown	WR	Fr.	5-8	165	Argyle, Texas	Liberty Christian HS
34	Dominik Calhoun	S	Fr.	5-11	185	Pittsburg, Calif.	Pittsburg HS
3	Latrell Caples	WR	6th	6-0	195	Lancaster, Texas	Lancaster HS
62	Roger Carreon	OL	R-Jr.	6-5	310	Jal, N.M.	Jal HS
77	Kage Casey	OL	R-Jr.	6-5	311	Happy Valley, Ore.	Clackamas HS
51	Roman Caywood	EDGE	R-Fr.	6-3	240	Draper, Utah	Corner Canyon HS
70	Kyle Cox	OL	R-So.	6-6	300	Eatonville, Wash.	Eatonville HS
36	Tahj Crutchfield	CB	Fr.	5-11	180	Eastvale, Calif.	Rancho Cucamonga HS
14	Max Cutforth	QB	R-So.	6-2	208	Nampa, Idaho	Skyview HS
29	Arthur de Boachie	S	Fr.	6-0	192	Amsterdam, The Netherlands	NFL Academy (England)
37	Oscar Doyle	P	Jr.	6-3	214	Brisbane, Australia	Weber State / Prokirk Australia
6	Jeremiah Earby	CB	Sr.	6-2	186	East Palo Alto, Calif.	California / Menlo-Atherton HS
90	Braxton Fely	DL	Sr.	6-1	296	Orem, Utah	Timpview HS
82	Ben Ford	WR	R-Sr.	5-10	187	Eagle, Idaho	Eagle HS
14	Demetrius Freeney	CB	R-Jr.	6-0	187	San Leandro, Calif.	Arizona / Miami (FL) / College of San Mateo / San Leandro HS
26	Sire Gaines	RB	R-Fr.	6-0	217	Perris, Calif.	Orange Vista HS
10	Derek Ganter Jr.	S	R-So.	6-0	212	Pasadena, Calif.	Eastern Washington / Arcadia HS
60	Spencer Gieg	DL	R-Jr.	6-2	278	Morgan Hill, Calif.	Valley Christian HS
45	Troy Grizzle	TE	R-Fr.	6-3	246	Meridian, Idaho	Mountain View HS
54	Hunter Higham	LS	R-So.	6-3	245	Shelley, Idaho	Hawai'i / Shelley HS
72	Zach Holmes	OL	R-Sr.	6-2	295	West Linn, Ore.	Oregon State / West Linn HS
42	Mason Hutton	LS	R-Fr.	6-5	230	Riverside, Calif.	Hillcrest HS
98	Bethel Imasuen	DL	Fr.	6-4	290	Reading, England	Acalanes HS
16	Franklyn Johnson Jr.	CB	R-So.	5-10	172	Little Elm, Texas	Little Elm HS
29	AJ Jones	WR	Fr.	6-1	180	Murrieta, Calif.	Vista Murrieta HS
81	Kamryn Jones	WR	Fr.	6-2	210	Temecula, Calif.	Rancho Christian HS
78	Tyler Keinath	OL	R-Sr.	6-2	318	Elk Grove, Calif.	Western Illinois / American River College / Franklin HS
28	Seth Knothe	RB	R-Jr.	6-1	214	Meridian, Idaho	Bishop Kelly HS
46	Carter Kuchenbuch	TE	Fr.	6-5	238	Okanogan, Wash.	Okanogan HS
13	Sterling Lane II	EDGE	R-Jr.	6-3	238	St. Louis, Mo.	Arizona / Oaks Christian HS
92	David Latu	DL	R-Jr.	6-4	325	Rosepark, Utah	BYU / Snow College / Brigham HS
85	Matt Lauter	TE	R-Sr.	6-3	245	Gainesville, Fla.	Torrey Pines HS
99	Michael Madrie	DL	R-So.	6-4	290	Argyle, Texas	Argyle HS
4	Maddux Madsen	QB	R-Jr.	5-10	207	Lehi, Utah	American Fork HS
49	AJ Maes	WR	R-So.	6-3	197	Palos Verdes, Calif.	Peninsula HS
94	Keanu Mailoto	DL	R-Sr.	6-5	282	Auburn, Wash.	Arizona / Mt. SAC / Auburn Mountainview HS
5	Chris Marshall	WR	R-Jr.	6-3	215	Missouri City, Texas	Kilgore JC / Ole Miss / Texas A&M / Fort Bend Marshall HS
22	Chase Martin	LB	Jr.	6-1	225	Thousand Oaks, Calif.	Thousand Oaks HS
15	Zeke Martinez	QB	Fr.	6-0	215	Meridian, Idaho	Meridian HS
7	A'Marion McCoy	CB	5th	6-0	180	East Palo Alto, Calif.	Laney College / Menlo-Atherton HS
58	Trevor McKenna	DL	R-Fr.	6-6	287	Boise, Idaho	Borah HS
75	Daylon Metoyer	OL	R-Jr.	6-4	321	Hesperia, Calif.	Mt. SAC / Oak Hills HS
20	Jaden Mickey	CB	R-Jr.	6-0	182	Eastvale, Calif.	Notre Dame / Centennial HS
31	Cole Miller	S	R-So.	6-0	186	Boise, Idaho	Bishop Kelly HS
39	Timothy Mitchell	CB	R-Fr.	5-10	182	Portland, Ore.	Central Catholic HS
48	Canaan Moore	K	Fr.	5-11	170	Vancouver, Wash.	Union HS
53	Marco Notarainni	LB	R-Sr.	6-3	240	San Diego, Calif.	Torrey Pines HS

#	NAME	POS	CL	HT	WT	HOMETOWN	PREVIOUS SCHOOL(S)
69	Tayo Omotinugbon	OL	R-Fr.	6-2	288	Queen Creek, Ariz.	Queen Creek HS
84	Gavin Packer	WR	Fr.	5-10	180	Vancouver, Wash.	Skyview HS
13	Chase Penry	WR	R-Sr.	6-0	192	Denver, Colo.	Colorado / Cherry Creek HS
73	Parker Perkins	OL	R-Fr.	6-2	300	Middleton, Idaho	Middleton HS
59	Jameson Perry	OL	Fr.	6-5	290	Meridian, Idaho	Mountain View HS
41	Boen Phelps	LB	R-So.	6-1	215	Spokane, Wash.	Freeman HS
63	Mason Randolph	OL	R-Sr.	6-4	310	Yorba Linda, Calif.	Yorba Linda HS
64	Carson Rasmussen	OL	R-So.	6-5	300	Meridian, Idaho	Owyhee HS
30	Jarrett Reeser	K/P	R-Jr.	5-9	205	Canyon Country, Calif.	Michigan State / San Diego State / Canyon HS
24	Dylan Riley	RB	So.	5-10	192	Moreno Valley, Calif.	Rancho Verde HS
43	Jake Ripp	LB	R-Jr.	6-3	240	Los Gatos, Calif.	Los Gatos HS
96	Lopez Sanusi	DL	R-Fr.	6-3	307	Dublin, Ireland	NFL (England) Academy
8	Malik Sherrod	RB	6th	5-8	177	Oxnard, Calif.	Fresno State / Pacifica HS
23	Sherrod Smith	CB	So.	6-1	185	East Palo Alto, Calif.	College of San Mateo / Menlo-Atherton HS
68	Jake Steele	OL	R-Jr.	6-4	302	Temecula, Calif.	San Jose State / Murrieta Valley HS
67	Jason Steele	OL	R-So.	6-4	300	Temecula, Calif.	Murrieta Valley HS
95	Max Stege	DL	Jr.	6-4	269	Cologne, Germany	Cologne (Germany)
93	Ryder Swanson	DL	Fr.	6-3	290	Oregon City, Ore.	Oregon City HS
74	Alma Taleni	OL	R-Fr.	6-7	297	Coomera, Australia	Utah / Upper Coomera State College
52	Stewart Taufa	OL	Fr.	6-1	302	St. George, Utah	Bishop Gorman HS
86	Austin Terry	TE	R-Jr.	6-3	245	Tumwater, Wash.	Tumwater HS
40	De'Shawn Toilolo	EDGE	Fr.	6-2	234	Lehi, Utah	Skyridge HS
35	Treyvon Tolmaire	CB	R-Fr.	5-11	185	Mission Viejo, Calif.	Mission Viejo HS
66	Jacob Tracy	OL	Fr.	6-6	300	Yelm, Wash.	Yelm HS
55	Mana Tuioti	LB	Fr.	5-10	228	Eugene, Ore.	Sheldon HS
5	Jayden Virgin-Morgan	EDGE	R-Jr.	6-3	260	San Diego, Calif.	Mt. Carmel HS
96	Luke Voorhees	TE	R-Sr.	6-3	242	Arbuckle, Calif.	Pierce HS
88	Matt Wagner	TE	R-So.	6-5	250	Prosper, Texas	Rock Hill HS
71	Miles Walker	OL	R-So.	6-5	317	Greenwich, Conn.	Ohio State / Brunswick School
79	Connor Warkentin	OL	R-Fr.	6-5	293	Bakersfield, Calif.	Centennial HS
19	Dion Washington	DL	R-Sr.	6-2	305	Las Vegas, Nev.	Hawai'i / Nevada / Shadow Ridge HS
21	Zion Washington	S	R-Sr.	6-1	214	Frisco, Texas	Reedy HS
25	Jaylen Webb	S	Jr.	6-2	196	Fort Worth, Texas	Kilgore JC / Kennedale HS
50	Jaden Williams	EDGE	Fr.	6-3	245	Mission Viejo, Calif.	Mission Viejo HS
15	Malakai Williams	EDGE	R-Sr.	6-5	252	Chandler, Ariz.	Idaho / American Leadership Academy
83	Qumonte Williams Jr.	WR	Fr.	6-5	190	Fort Worth, Texas	All Saints Episcopal HS
89	Kobe Young	WR	R-Sr.	6-7	205	Pasco, Wash.	Cal State Fullerton / Chiawana HS

PRONUNCIATION GUIDE

Josiah Alanis	(ah-luh-NEES)	Michael Madrie	(MAD-ree)
Kaleb Annett	(uh-NET)	AJ Maes	(MAYS)
Ja'Bree Bickham	(juh-BREE BICK-um)	Keanu Mailoto	(kee-AH-nu / muh-LOH-toh)
Greg Bienvenue	(bee-ENN-veh-new)	A'Marion McCoy	(uh-MARR-ee-on)
Bol Bol	(BOWL / BOWL)	Daylon Metoyer	(meh-TOY-urr)
Mitchell Bothwell	(BAHTH-well)	Canaan Moore	(KAY-nin)
Syncere Brackett-Lambey	(sin-SEER / BRACK-ett / LAM-bay)	Marco Notarainni	(noh-TREE-ah-nee)
Latrell Caples	(luh-TRELL / CAPE-uhs)	Tayo Omotinugbon	(TIE-oh / oh-MOT-uh-nee-bonn)
Roger Carreon	(CARRY-on)	Boen Phelps	(BOH-en)
Arthur de Boachie	(dih-BWOH-chee)	Lopez Sanusi	(san-OOH-see)
Jeremiah Earby	(ERR-bee)	Malik Sherrod	(shuh-ROD)
Braxton Fely	(FEE-lee)	Sherrod Smith	(shuh-ROD)
Spencer Gieg	(gig)	Max Stege	(steej)
Hunter Higham	(HIGH-em)	Alma Taleni	(AL-muh / tuh-LAY-nee)
Bethel Imasuen	(IMM-uh-soo-en)	Stewart Taufa	(TAO-fuh)
Tyler Keinath	(KIGH-neth)	De'Shawn Toilolo	(toy-LOH-Joh)
Seth Knothe	(not)	Trey Tolmaire	(TOLL-mair)
Carter Kuchenbuch	(KOO-ken-boo)	Mana Tuioti	(MAH-nuh / too-ee-OH-tee)
David Latu	(LAH-too)	Luke Voorhees	(VORR-hees)
Matt Lauter	(LAW-tur)	Connor Warkentin	(WORR-kenn-tinn)



OFFENSE

POS.	NO.	NAME	PRONUNCIATION	HT	WT	CL
X	5	Chris Marshall		6-3	215	R-Jr.
	83	Qumonte Williams Jr.		6-5	190	Fr.
F	3	Latrell Caples	luh-TRELL CAPE-uhs	6-0	195	6th
	25	Quinton Brown		5-8	165	Fr.
LT	77	Kage Casey		6-5	311	R-Jr.
	70	Kyle Cox		6-6	300	R-So.
LG	78	Tyler Keinath, OR	KIGH-neth	6-2	318	R-Sr.
	67	Jason Steele		6-4	300	R-So.
	68	Jake Steele		6-4	302	R-Jr.
C	63	Mason Randolph		6-4	310	R-Sr.
	72	Zach Holmes		6-2	295	R-Sr.
RG	62	Roger Carreon	CARRY-on	6-5	310	R-Jr.
	64	Carson Rasmussen		6-5	300	R-So.
RT	75	Daylon Metoyer	meh-TOY-urr	6-4	321	R-Jr.
	74	Alma Taleni	AL-muh tuh-LAY-nee	6-7	297	R-Fr.
TE	85	Matt Lauter	LAW-tur	6-3	245	R-Sr.
	88	Matt Wagner		6-5	250	R-So.
Z	80	Cameron Bates		5-10	180	So.
	13	Chase Penry		6-0	192	R-Sr.
QB	4	Maddux Madsen		5-10	207	R-Jr.
	14	Max Cutforth		6-3	208	R-So.
RB	26	Sire Gaines, OR		6-0	217	R-Fr.
	8	Malik Sherrod	shuh-ROD	5-8	177	6th
	24	Dylan Riley		5-10	192	So.

SPECIAL TEAMS

POS.	NO.	NAME	PRONUNCIATION	HT	WT	CL
P	37	Oscar Doyle		6-3	214	Jr.
	16	Kaleb Annett		6-3	195	R-Fr.
K	35	Colton Boomer		5-10	175	R-Jr.
	48	Canaan Moore, OR	KAY-nin	5-11	170	Fr.
	30	Jarrett Reeser		5-9	205	R-Jr.
KO	35	Colton Boomer, OR		5-10	175	R-Jr.
	30	Jarrett Reeser		5-9	205	R-Jr.
	48	Canaan Moore	KAY-nin	5-11	170	Fr.
H	37	Oscar Doyle		6-3	214	Jr.
	31	Cole Miller		6-0	186	R-So.
LS	42	Mason Hutton		6-5	230	R-Sr.
	54	Hunter Higham	HIGH-em	6-3	245	R-So.
KR	8	Malik Sherrod	shuh-ROD	5-8	177	6th
	24	Dylan Riley, OR		5-10	192	So.
	80	Cameron Bates		5-10	180	So.
PR	8	Malik Sherrod	shuh-ROD	5-8	177	6th
	3	Latrell Caples	luh-TRELL CAPE-uhs	6-0	195	6th

DEFENSE

POS.	NO.	NAME	PRONUNCIATION	HT	WT	CL
DE	95	Max Stege	steej	6-4	269	Jr.
	15	Malakai Williams		6-5	252	R-Sr.
NT	92	David Latu, OR	LAH-too	6-4	325	R-Jr.
	19	Dion Washington		6-2	305	R-Sr.
	96	Lopez Sanusi	san-OOH-see	6-3	307	R-Fr.
DT	90	Braxton Fely	FEE-lee	6-1	296	Sr.
	99	Michael Madrie, OR	MAD-ree	6-4	290	R-So.
	94	Keanu Mailoto	kee-AH-nu muh-LOH-toh	6-5	282	R-Sr.
EDGE	5	Jayden Virgin-Morgan		6-3	260	R-Jr.
	91	Bol Bol, OR	BOWL BOWL	6-4	240	Fr.
	13	Sterling Lane II		6-3	238	R-Jr.
MLB	53	Marco Notarainni	noh-TREE-ah-nee	6-3	240	R-Sr.
	41	Boen Phelps		6-1	215	R-So.
WLB	43	Jake Ripp		6-3	240	R-Jr.
	18	Samuel Brooks		6-1	200	Jr.
N	20	Jaden Mickey		6-0	182	R-Jr.
	29	Arthur de Boachie	dih-BWOH-chee	6-0	192	Fr.
FS	0	Ty Benefield		6-2	205	Jr.
	38	Travis Anderson, OR		5-11	190	R-Fr.
	31	Cole Miller		6-0	186	R-So.
BS	21	Zion Washington		6-1	214	R-Sr.
	10	Derek Ganter Jr.		6-0	212	R-So.
FC	14	Demetrius Freeney, OR		6-0	187	R-Jr.
	23	Sherrod Smith	shuh-ROD	6-1	185	So.
	35	Trey Tolmaire	TOLL-mair	5-11	185	R-Fr.
BC	6	Jeremiah Earby	ERR-bee	6-2	186	Sr.
	16	Franklyn Johnson Jr.		5-10	172	R-So.

COACHING STAFF

NAME	TITLE
Spencer Danielson	Head Coach
Stacy Collins	Assistant Head Coach / Special Teams Coordinator / Linebackers
Erik Chinander	Defensive Coordinator / Defensive Line
Nate Potter	Offensive Coordinator / Tight Ends
Matt Miller	Co-Offensive Coordinator / Wide Receivers
Tyler Stockton	Co-Defensive Coordinator / Safeties
Zak Hill	Pass Game Coordinator / Quarterbacks
Tim Keane	Run Game Coordinator / Offensive Line
Jabril Frazier	EDGE
James Montgomery	Running Backs
Demario Warren	Cornerbacks
Matt Fleischacker	Assistant Linebackers
George Hicks	Assistant Wide Receivers
DJ Killings	Assistant Secondary
Frank Maile	Assistant Defensive Line
Danny McDonald	Assistant Tight Ends
Derrick McMahan	Assistant Special Teams / Assistant Secondary
B.J. Mullin	Assistant Defensive Backs
Tyler Rausa	Specialists / External Relations Coordinator
Kooper Richardson	Assistant Offensive Line
Demitri Washington	Assistant EDGE
Justin Udy	Assistant Quarterbacks
Dirk Koetter	Senior Analyst



FACTS AND FIGURES

BLOCKED KICKS

The following is a breakdown of blocked kicks since 1990:

SEASON	PAT	FG	PUNT	TOTAL
1990	2	5	5	12
1991	0	2	1	3
1992	0	0	2	2
1993	3	3	1	7
1994	2	2	0	4
1995	1	1	0	2
1996	0	1	1	2
1997	0	2	1	3
1998	0	0	0	0
1999	0	2	3	5
2000	0	0	3	3
2001	0	0	1	1
2002	0	1	4	5
2003	0	1	4	5
2004	1	1	2	4
2005	1	1	1	3
2006	0	2	0	2
2007	3	4	4	11
2008	0	2	2	4
2009	0	0	1	1
2010	0	2	2	4
2011	3	0	4	7
2012	0	1	0	1
2013	0	3	0	3
2014	0	2	1	3
2015	0	1	1	2
2016	0	2	1	3
2017	0	0	1	1
2018	0	1	1	2
2019	1	0	1	2
2020	1	1	3	5
2021	0	1	3	4
2022	0	1	1	2
2023	0	1	0	1
2024	0	2	1	3
2025	1	0	0	1
TOTAL	19	48	56	123

OVERTIME GAMES

7-6

Record: 7-6 (.539) • H: 2-2 (.500) • A: 4-4 (.500) • N: 1-0 (1.000)

Date	BSU Rk	Opponent	Location	W/L	Score	# OT
Sept. 17, 1988		at Northern Arizona	Flagstaff, Ariz.	W	24-21	1
Dec. 8, 1990	10	at #4 Nevada	Reno, Nev.	L	52-59	3
Nov. 22, 1997		at Idaho	Moscow, Idaho	W	30-23	1
Nov. 21, 1998		Idaho	Boise, Idaho	L	35-36	1
Nov. 13, 2004	14/13/10	at San Jose State	San Jose, Calif.	W	56-49	2
Jan. 1, 2007	9/9/8	vs. #7/8/10 Oklahoma	Glendale, Ariz.	W	43-42	1
Oct. 14, 2007		Nevada	Boise, Idaho	W	69-67	4
Nov. 26, 2010	3/3/4	at #19/19/19 Nevada	Reno, Nev.	L	31-34	1
Nov. 23, 2013		at San Diego State	San Diego, Calif.	L	31-34	1
Sept. 9, 2017		at #20/22 Washington State	Pullman, Wash.	L	44-47	3
Nov. 11, 2017		at Colorado State	Fort Collins, Colo.	W	59-52	1
Dec. 1, 2018	19/20/22	#25/23/25 Fresno State	Boise, Idaho	L	16-19	1
Nov. 9, 2019	21/21/22	Wyoming	Boise, Idaho	W	20-17	1

AGAINST RANKED OPPONENTS (SINCE 1996)

Record: 18-26 (.409) • H: 6-5 (.545) • A: 6-16 (.272) • N: 6-5 (.545) • OT: 1-3 (.250)

NCAA DIVISION I-A/FBS ERA

RANKINGS LISTED ARE AP/COACHES

Date	BSU Ranking	Opp. Ranking	Opponent	Location	W/L	Score
Oct. 5, 1996	-/-	5/5	at Arizona State	Tempe, Ariz.	L	7-56
Sept. 27, 1997	-/-	15/14	at Washington State	Pullman, Wash.	L	0-58
Sept. 4, 1999	-/-	17/13	at UCLA	Pasadena, Calif.	L	7-38
Sept. 1, 2001	-/-	21/22	at South Carolina	Columbia, S.C.	L	13-32
Oct. 19, 2001	-/-	8/10	at Fresno State	Fresno, Calif.	W	35-30

RANKINGS LISTED ARE AP/COACHES/BCS

Date	BSU Ranking	Opp. Ranking	Opponent	Location	W/L	Score
Dec. 23, 2003	18/16/17	19/19/18	at TCU	Fort Worth, Texas	W	34-31
Dec. 31, 2004	10/10/9	7/8/10	vs. Louisville	Memphis, Tenn.	L	40-44
Sept. 3, 2005	18/19	13/13	at Georgia	Athens, Ga.	L	13-48
Nov. 10, 2005	-/-/-	20/20/20	at Fresno State	Fresno, Calif.	L	7-27
Dec. 28, 2005	-/-/-	19/19/21	Boston College	Boise, Idaho	L	21-27
Jan. 1, 2007	9/9/8	7/8/10	vs. Oklahoma	Glendale, Ariz.	W (OT)	43-42
Nov. 23, 2007	17/17/19	14/13/13	at Hawai'i	Honolulu, Hawai'i	L	27-39
Sept. 20, 2008	-/-	17/20	at Oregon	Eugene, Ore.	W	37-32
Dec. 23, 2008	9/9/9	11/11/11	vs. TCU	San Diego, Calif.	L	16-17
Sept. 3, 2009	14/16	16/14	Oregon	Boise, Idaho	W	19-8
Jan. 4, 2010	6/6/6	3/3/4	vs. TCU	Glendale, Ariz.	W	17-10
Sept. 6, 2010	3/5	10/6	vs. Virginia Tech	Landover, Md.	W	33-30
Sept. 25, 2010	3/3	24/-	Oregon State	Boise, Idaho	W	37-24
Nov. 26, 2010	3/3/4	19/19/19	at Nevada	Reno, Nev.	L (OT)	31-34
Dec. 22, 2010	10/10/10	20/19/19	vs. Utah	Las Vegas, Nev.	W	26-3
Sept. 3, 2011	5/7	19/22	vs. Georgia	Atlanta, Ga.	W	35-21
Nov. 12, 2011	5/5/5	-/24/-	TCU	Boise, Idaho	L	35-36
Aug. 31, 2012	24/22	13/13	at Michigan State	East Lansing, Mich.	L	13-17
Sept. 20, 2013	-/-	-/25	at Fresno State	Fresno, Calif.	L	40-41

RANKINGS LISTED ARE AP/COACHES/CFP

Date	BSU Ranking	Opp. Ranking	Opponent	Location	W/L	Score
Aug. 28, 2014	-/-	18/19	vs. Ole Miss	Atlanta, Ga.	L	13-35
Dec. 31, 2014	21/21/20	12/11/10	vs. Arizona	Glendale, Ariz.	W	38-30
Sept. 9, 2017	-/-	20/22	at Washington State	Pullman, Wash.	L (3OT)	44-47
Oct. 14, 2017	-/-	19/18	at San Diego State	San Diego, Calif.	W	31-14
Dec. 2, 2017	-/-/-	22/-/25	Fresno State	Boise, Idaho	W	17-14
Sept. 15, 2018	17/17	24/19	at Oklahoma State	Stillwater, Okla.	L	21-44
Nov. 9, 2018	-/-/-	16/17/23	Fresno State	Boise, Idaho	W	24-17
Nov. 24, 2018	21/22/23	14/15/21	Utah State	Boise, Idaho	W	33-24
Dec. 1, 2018	19/20/22	25/23/25	Fresno State	Boise, Idaho	L (OT)	16-19
Nov. 6, 2020	21/23	9/9	BYU	Boise, Idaho	L	17-51
Dec. 19, 2020	-/-/-	22/25/24	vs. San Jose State	Las Vegas, Nev.	L	20-34
Sept. 18, 2019	-/-	-/22	Oklahoma State	Stillwater, Okla.	L	20-21
Oct. 9, 2021	-/-	10/10	at BYU	Provo, Utah	W	26-17
Nov. 6, 2021	-/-/-	25/-/23	at Fresno State	Fresno, Calif.	W	40-14
Nov. 26, 2021	-/-/-	22/22/21	at San Diego State	Carson, Calif.	L	16-27
Sept. 2, 2023	-/-	10/11	at Washington	Seattle, Wash.	L	19-56
Sept. 7, 2024	-/-	7/6	at Oregon	Eugene, Ore.	L	34-37
Dec. 6, 2024	10/10/10	19/19/20	UNLV	Boise, Idaho	W	21-7
Dec. 31, 2024	8/8/3	5/5/6	Penn State	Glendale, Ariz.	L	14-31
Oct. 4, 2025	-/-	21/21	Notre Dame	South Bend, Ind.	L	7-28



NCAA DIVISION I-A/FBS ERA

Record: 129-24 (.843) • H: 66-5 (.930) • A: 54-14 (.794) • N: 9-5 (.643) • OT: 3-2 (.600)

RANKINGS LISTED ARE AP/COACHES

Date	Ranking		Opponent	Location	W/L	Score
	BSU	Opp.				
Nov. 16, 2002	-/23	-/-	Louisiana Tech	Boise, Idaho	W	36-10
Nov. 23, 2002	23/21	-/-	at Nevada	Reno, Nev.	W	44-7
Dec. 31, 2002	18/15	-/-	Iowa State	Boise, Idaho	W	34-16

RANKINGS LISTED ARE AP/COACHES/BCS

Date	Ranking		Opponent	Location	W/L	Score
Nov. 15, 2003	24/23	-/-	UTEP	Boise, Idaho	W	51-21
Nov. 21, 2003	20/20/23	-/-	at Fresno State	Fresno, Calif.	W	31-17
Nov. 29, 2003	18/18/19	-/-	Nevada	Boise, Idaho	W	56-3
Dec. 6, 2003	18/17/19	-/-	at Hawai'i	Honolulu, Hawai'i	W	45-28
Dec. 23, 2003	18/16/17	19/19/18	at TCU	Fort Worth, Texas	W	34-31
Sept. 18, 2004	23/23	-/-	at UTEP	El Paso, Texas	W	47-31
Sept. 24, 2004	21/21	-/-	BYU	Boise, Idaho	W	28-27
Oct. 2, 2004	23/21	-/-	SMU	Boise, Idaho	W	38-20
Oct. 16, 2004	21/19	-/-	at Tulsa	Tulsa, Okla.	W	45-42
Oct. 23, 2004	19/16/14	-/-	Fresno State	Boise, Idaho	W	33-16
Oct. 29, 2004	18/15/13	-/-	Hawai'i	Boise, Idaho	W	69-3
Nov. 13, 2004	14/13/10	-/-	at San Jose State	San Jose, Calif.	W (2OT)	56-49
Nov. 20, 2004	13/12/9	-/-	Louisiana Tech	Boise, Idaho	W	55-14
Nov. 27, 2004	10/10/7	-/-	at Nevada	Reno, Nev.	W	58-21
Dec. 31, 2004	10/10/9	7/8/10	vs. Louisville	Memphis, Tenn.	L	40-44
Sept. 3, 2005	18/19	13/13	at Georgia	Athens, Ga.	L	13-48
Sept. 23, 2006	25/25	-/-	Hawai'i	Boise, Idaho	W	41-34
Sept. 30, 2006	22/22	-/-	at Utah	Salt Lake City, Utah	W	36-3
Oct. 7, 2006	20/21	-/-	Louisiana Tech	Boise, Idaho	W	55-14
Oct. 15, 2006	18/17/15	-/-	at New Mexico St.	Las Cruces, N.M.	W	40-28
Oct. 21, 2006	18/17/15	-/-	at Idaho	Moscow, Idaho	W	42-26
Nov. 1, 2006	14/14/14	-/-	Fresno State	Boise, Idaho	W	45-21
Nov. 11, 2006	14/13/14	-/-	at San Jose State	San Jose, Calif.	W	23-20
Nov. 18, 2006	13/13/12	-/-	Utah State	Boise, Idaho	W	49-10
Nov. 25, 2006	12/12/11	-/-	at Nevada	Reno, Nev.	W	38-7
Jan. 1, 2007	9/9/8	7/8/10	vs. Oklahoma	Glendale, Ariz.	W (OT)	43-42
Aug. 31, 2007	24/23	-/-	Weber State	Boise, Idaho	W	56-7
Sept. 8, 2007	22/20	-/-	at Washington	Seattle, Wash.	L	10-24
Nov. 3, 2007	21/22/22	-/-	San Jose State	Boise, Idaho	W	42-7
Nov. 10, 2007	19/19/20	-/-	at Utah State	Logan, Utah	W	52-0
Nov. 17, 2007	17/15/18	-/-	Idaho	Boise, Idaho	W	58-14
Nov. 23, 2007	17/17/19	14/13/13	at Hawai'i	Honolulu, Hawai'i	L	27-39
Dec. 23, 2007	24/22/24	-/-	vs. East Carolina	Honolulu, Hawai'i	L	38-41
Oct. 1, 2008	17/17	-/-	Louisiana Tech	Boise, Idaho	W	38-3
Oct. 11, 2008	15/16	-/-	at Southern Miss	Hattiesburg, Miss.	W	24-7
Oct. 17, 2008	15/16	-/-	Hawai'i	Boise, Idaho	W	27-7
Oct. 24, 2008	13/13/12	-/-	at San Jose State	San Jose, Calif.	W	33-16
Nov. 1, 2008	11/13/11	-/-	at New Mexico St.	Las Cruces, N.M.	W	49-0
Nov. 8, 2008	9/10/10	-/-	Utah State	Boise, Idaho	W	49-14
Nov. 15, 2008	9/9/9	-/-	at Idaho	Moscow, Idaho	W	45-10
Nov. 22, 2008	9/9/9	-/-	at Nevada	Reno, Nev.	W	41-34
Nov. 28, 2008	9/9/9	-/-	Fresno State	Boise, Idaho	W	61-10
Dec. 23, 2008	9/9/9	11/11/11	vs. TCU	San Diego, Calif.	L	16-17
Sept. 3, 2009	14/16	16/14	Oregon	Boise, Idaho	W	19-8
Sept. 12, 2009	12/11	-/-	Miami (Ohio)	Boise, Idaho	W	48-0
Sept. 18, 2009	10/10	-/-	at Fresno State	Fresno, Calif.	W	51-34
Sept. 26, 2009	8/8	-/-	at Bowling Green	Bowling Green, Ohio	W	49-14
Oct. 3, 2009	5/5	-/-	UC Davis	Boise, Idaho	W	34-16
Oct. 14, 2009	5/6	-/-	at Tulsa	Tulsa, Okla.	W	28-21
Oct. 24, 2009	6/5/4	-/-	at Hawai'i	Honolulu, Hawai'i	W	54-9
Oct. 31, 2009	6/5/7	-/-	San Jose State	Boise, Idaho	W	45-7
Nov. 6, 2009	5/5/7	-/-	at Louisiana Tech	Ruston, La.	W	45-35
Nov. 14, 2009	6/6/6	-/-	Idaho	Boise, Idaho	W	63-25
Nov. 20, 2009	6/6/6	-/-	at Utah State	Logan, Utah	W	52-21
Nov. 27, 2009	6/6/6	-/-	Nevada	Boise, Idaho	W	44-33
Dec. 5, 2009	6/6/6	-/-	New Mexico State	Boise, Idaho	W	42-7
Jan. 4, 2010	6/6/6	3/3/4	vs. TCU	Glendale, Ariz.	W	17-10
Sept. 6, 2010	3/5	10/6	vs. Virginia Tech	Landover, Md.	W	33-30
Sept. 18, 2010	3/3	-/-	at Wyoming	Laramie, Wyo.	W	51-6
Sept. 25, 2010	3/3	24/-	Oregon State	Boise, Idaho	W	37-24
Oct. 2, 2010	3/3	-/-	at New Mexico St.	Las Cruces, N.M.	W	59-0
Oct. 9, 2010	4/4	-/-	Toledo	Boise, Idaho	W	57-14
Oct. 16, 2010	3/3	-/-	at San Jose State	San Jose, Calif.	W	48-0
Oct. 26, 2010	2/2/3	-/-	Louisiana Tech	Boise, Idaho	W	49-20
Nov. 6, 2010	2/3/4	-/-	Hawai'i	Boise, Idaho	W	42-7
Nov. 12, 2010	4/3/4	-/-	at Idaho	Moscow, Idaho	W	52-14
Nov. 19, 2010	3/3/4	-/-	Fresno State	Boise, Idaho	W	51-0
Nov. 26, 2010	3/3/4	19/19/19	at Nevada	Reno, Nev.	L (OT)	31-34
Dec. 4, 2010	9/10/11	-/-	Utah State	Boise, Idaho	W	50-14
Dec. 22, 2010	10/10/10	10/19/19	vs. Utah	Las Vegas, Nev.	W	26-3
Sept. 3, 2011	5/7	19/22	vs. Georgia	Atlanta, Ga.	W	35-21
Sept. 16, 2011	4/4	-/-	at Toledo	Toledo, Ohio	W	40-15
Sept. 24, 2011	4/4	-/-	Tulsa	Boise, Idaho	W	41-21
Oct. 1, 2011	4/5	-/-	Nevada	Boise, Idaho	W	30-10
Oct. 7, 2011	5/6	-/-	at Fresno State	Fresno, Calif.	W	57-7
Oct. 15, 2011	5/6	-/-	at Colorado State	Fort Collins, Colo.	W	63-13

Oct. 22, 2011	5/7/5	-/-	Air Force	Boise, Idaho	W	37-26
Nov. 5, 2011	5/5/5	-/-	at UNLV	Las Vegas, Nev.	W	48-21
Nov. 12, 2011	5/5/5	-/24/-	TCU	Boise, Idaho	L	35-36
Nov. 19, 2011	10/11/7	-/-	at San Diego State	San Diego, Calif.	W	52-35
Nov. 26, 2011	7/8/7	-/-	Wyoming	Boise, Idaho	W	36-14
Dec. 3, 2011	9/8/7	-/-	New Mexico	Boise, Idaho	W	45-0
Dec. 22, 2011	8/6/7	-/-	vs. Arizona State	Las Vegas, Nev.	W	56-24
Aug. 31, 2012	24/22	13/13	at Michigan State	East Lansing, Mich.	L	13-17
Sept. 20, 2012	24/-	-/-	BYU	Boise, Idaho	W	7-6
Sept. 29, 2012	24/-	-/-	at New Mexico	Albuquerque, N.M.	W	32-29
Oct. 6, 2012	-/25	-/-	at Southern Miss	Hattiesburg, Miss.	W	40-14
Oct. 13, 2012	24/22	-/-	Fresno State	Boise, Idaho	W	20-10
Oct. 20, 2012	24/22/22	-/-	UNLV	Boise, Idaho	W	32-7
Oct. 27, 2012	21/18/21	-/-	at Wyoming	Laramie, Wyo.	W	45-14
Nov. 3, 2012	19/14/19	-/-	San Diego State	Boise, Idaho	L	19-21
Nov. 10, 2012	24/22/22	-/-	at Hawai'i	Honolulu, Hawai'i	W	49-14
Nov. 17, 2012	-/24/-	-/-	Colorado State	Boise, Idaho	W	42-14
Dec. 1, 2012	25/15/20	-/-	at Nevada	Reno, Nev.	W	27-21
Dec. 22, 2012	20/15/19	-/-	vs. Washington	Las Vegas, Nev.	W	28-26
Aug. 31, 2013	19/19	-/-	at Washington	Seattle, Wash.	L	6-38

RANKINGS LISTED ARE AP/COACHES/CFP

Date	Ranking		Opponent	Location	W/L	Score
Nov. 29, 2014	25/25/23	-/-	Utah State	Boise, Idaho	W	50-19
Dec. 6, 2014	22/22/22	-/-	Fresno State	Boise, Idaho	W	28-14
Dec. 31, 2014	21/21/20	12/11/10	vs. Arizona	Glendale, Ariz.	W	38-30
Sept. 4, 2015	23/24	-/-	Washington	Boise, Idaho	W	16-13
Sept. 12, 2015	20/22	-/-	at BYU	Provo, Utah	L	24-35
Oct. 10, 2015	25/24	-/-	at Colorado State	Fort Collins, Colo.	W	41-10
Oct. 16, 2015	21/20	-/-	at Utah State	Logan, Utah	L	26-52
Oct. 1, 2016	24/-	-/-	Utah State	Boise, Idaho	W	21-10
Oct. 7, 2016	19/19	-/-	at New Mexico	Albuquerque, N.M.	W	49-21
Oct. 15, 2016	15/15	-/-	Colorado State	Boise, Idaho	W	28-23
Oct. 20, 2016	14/14	-/-	BYU	Boise, Idaho	W	28-27
Oct. 29, 2016	13/13	-/-	at Wyoming	Laramie, Wyo.	L	28-30
Nov. 4, 2016	24/24/24	-/-	San Jose State	Boise, Idaho	W	45-31
Nov. 12, 2016	24/24/22	-/-	at Hawai'i	Honolulu, Hawai'i	W	52-16
Nov. 18, 2016	22/23/20	-/-	UNLV	Boise, Idaho	W	42-25
Nov. 25, 2016	20/19/19	-/-	at Air Force	USAF, Colo.	L	20-27
Nov. 18, 2017	-/-/25	-/-	Air Force	Boise, Idaho	W	44-19
Nov. 25, 2017	25/24/23	-/-	at Fresno State	Fresno, Calif.	L	17-28
Dec. 16, 2017	25/25/25	-/-	vs. Oregon	Las Vegas, Nev.	W	38-28
Sept. 1, 2018	22/22	-/-	at Troy	Troy, Ala.	W	56-20
Sept. 8, 2018	20/19	-/-	Connecticut	Boise, Idaho	W	62-7
Sept. 15, 2018	17/17	24/19	at Oklahoma State	Stillwater, Okla.	L	21-44
Sept. 29, 2018	-/25	-/-	at Wyoming	Laramie, Wyo.	W	34-14
Oct. 6, 2018	-/24	-/-	San Diego State	Boise, Idaho	L	13-19
Nov. 16, 2018	23/24/25	-/-	at New Mexico	Albuquerque, N.M.	W	45-14
Nov. 24, 2018	21/22/23	14/15/21	Utah State	Boise, Idaho	W	33-24
Dec. 1, 2018	19/20/22	25/23/25	Fresno State	Boise, Idaho	L (OT)	16-19
Dec. 26, 2018	23/24/25	-/-	vs. Boston College	Dallas, Texas	CCD	---
Sept. 6, 2019	24/24	-/-	Marshall	Boise, Idaho	W	14-7
Sept. 14, 2019	22/22	-/-	Portland State	Boise, Idaho	W	45-10
Sept. 20, 2019	20/20	-/-	Air Force	Boise, Idaho	W	30-19
Oct. 5, 2019	16/15	-/-	at UNLV	Las Vegas, Nev.	W	38-13
Oct. 12, 2019	14/14	-/-	Hawai'i	Boise, Idaho	W	59-37
Oct. 19, 2019	14/13	-/-	at BYU	Provo, Utah	L	25-28
Nov. 2, 2019	21/21	-/-	at San Jose State	San Jose, Calif.	W	52-42
Nov. 9, 2019	21/21/22	-/-	Wyoming	Boise, Idaho	W (OT)	20-17
Nov. 16, 2019	19/19/21	-/-	New Mexico	Boise, Idaho	W	42-9
Nov. 23, 2019	20/19/20	-/-	at Utah State	Logan, Utah	W	56-21
Nov. 29, 2019	20/19/20	-/-	at Colorado State	Fort Collins, Colo.	W	31-24
Dec. 7, 2019	19/17/19	-/-	Hawai'i	Boise, Idaho	W	31-10
Dec. 19, 2019	18/18/19	-/-	vs. Washington	Las Vegas, Nev.	L	7-38
Oct. 31, 2020	25/-	-/-	at Air Force	USAF, Colo.	W	49-30
Nov. 6, 2020	21/23	9/9	BYU	Boise, Idaho	L	17-51
Sept. 28, 2024	25/-	-/-	Washington State	Boise, Idaho	W	45-24
Oct. 5, 2024	21/-	-/-	Utah State	Boise, Idaho	W	62-30
Oct. 12, 2024	17/22	-/-	at Hawai'i	Manoa, Hawai'i	W	28-7
Oct. 25, 2024	17/19	-/-	at UNLV	Las Vegas, Nev.	W	29-24
Nov. 1, 2024	15/19	-/-	San Diego State	Boise, Idaho	W	56-24
Nov. 9, 2024	12/14/12	-/-	Nevada	Boise, Idaho	W	28-21
Nov. 16, 2024	13/13/13	-/-	at San Jose State	San Jose, Calif.	W	42-21
Nov. 23, 2024	12/12/13	-/-	at Wyoming	Laramie, Wyo.	W	17-14
Nov. 29, 2024	11/11/11	-/-	Oregon State	Boise, Idaho	W	34-18
Dec. 6, 2024	10/10/10	19/19/20	UNLV	Boise, Idaho	W	21-7
Dec. 31, 2024	8/8/3	5/5/6	Penn State	Glendale, Ariz.	L	14-31
Aug. 28, 2025	25/25	-/-	South Florida	Tampa, Fla.	L	7-34



115-23

Record: 115-23 (.833) • H: 59-10 (.855) • A: 54-11 (.831) • N: 2-2 (.500) • OT: 2-1 (.667)

In Mountain West Play: 96-19 (.835) • H: 49-8 (.860) • A: 47-11 (.810) • N: 0-0 (---) • OT: 2-0 (1.000)

Date	Ranking BSU	Opp	Opponent	Location	W/L	Score	Att.
9/25/1999	-	-	New Mexico	Boise	W	20-9	20,806
10/2/1999	-	-	Utah	Boise	W	26-20	21,817
9/2/2000	-	-	New Mexico	Albuquerque	W	31-14	22,090
9/14/2002	-	-	Wyoming	Laramie	W	35-13	16,256
9/27/2003	-	-	Wyoming	Boise	W	33-17	30,192
10/30/2003	-	-	BYU	Provo	W	50-12	60,554
9/24/2004	21/21	-	BYU	Boise	W	28-27	30,601
9/16/2006	-	-	Wyoming	Laramie	W	17-10	17,880
9/30/2006	22/22	-	Utah	Salt Lake City	W	36-3	45,222
9/15/2007	-	-	Wyoming	Boise	W	24-14	30,199
12/23/2008	9/9/9	11/11/11	TCU	San Diego	L	16-17	34,628
1/4/2010	6/6/6	3/3/4	TCU	Glendale	W	17-10	73,227
9/18/2010	3/3	-	Wyoming	Laramie	W	51-6	29,014
12/22/2010	10/10/10	-	Utah	Las Vegas	W	26-3	41,923
10/15/2011	5/6	-	Colorado State	Fort Collins	W	53-13	30,027
10/22/2011	5/7/5	-	Air Force	Boise	W	37-26	34,196
11/5/2011	5/5/5	-	UNLV	Las Vegas	W	48-21	26,281
11/12/2011	5/5/5	-24/-	TCU	Boise	L	35-36	34,146
11/19/2011	10/11/7	-	San Diego State	San Diego	W	52-35	52,256
11/26/2011	7/8/7	-	Wyoming	Boise	W	36-14	33,773
12/3/2011	9/8/7	-	New Mexico	Boise	W	45-0	33,878
9/29/2012	24/-	-	New Mexico	Albuquerque	W	32-29	28,270
10/13/2012	24/22	-	Fresno State	Boise	W	20-10	35,742
10/20/2012	24/22/22	-	UNLV	Boise	W	32-7	36,012
10/27/2012	21/18/21	-	Wyoming	Laramie	W	45-14	17,855
11/3/2012	19/14/19	-	San Diego State	Boise	L	19-21	36,084
11/10/2012	-24/22	-	Hawai'i	Honolulu	W	49-14	29,471
11/17/2012	-22/-	-	Colorado State	Boise	W	42-14	33,545
12/1/2012	25/15/20	-	Nevada	Reno	W	27-21	30,017
9/13/2013	-	-	Air Force	Boise	W	42-20	36,069
9/20/2013	-	-25	Fresno State	Fresno	L	40-41	41,031
10/12/2013	-	-	Utah State	Logan	W	34-23	25,513
10/19/2013	-	-	Nevada	Boise	W	34-17	35,843
11/2/2013	-	-	Colorado State	Fort Collins	W	42-30	21,133
11/16/2013	-	-	Wyoming	Boise	W	48-7	33,992
11/23/2013	-	-	San Diego State	San Diego	L	31-34	33,645
11/30/2013	-	-	New Mexico	Boise	W	45-17	31,645
9/6/2014	-	-	Colorado State	Boise	W	37-24	34,910
9/27/2014	-	-	Air Force	USAFA	L	14-28	30,012
10/4/2014	-	-	Nevada	Reno	W	51-46	32,327
10/17/2014	-	-	Fresno State	Boise	W	37-27	35,008
11/8/2014	-	-	New Mexico	Albuquerque	W	60-49	21,089
11/15/2014	-	-	San Diego State	Boise	W	38-29	27,478
11/22/2014	-	-	Wyoming	Laramie	W	63-14	15,821
11/29/2014	25/25/23	-	Utah State	Boise	W	50-19	33,940
12/6/2014	22/22/22	-	Fresno State	Boise	W	28-14	26,101
10/3/2015	-	-	Hawai'i	Boise	W	55-0	35,907
10/10/2015	25/24	-	Colorado State	Fort Collins	W	41-10	26,117
10/16/2015	-	-	Utah State	Logan	L	26-52	22,509
10/24/2015	-	-	Wyoming	Boise	W	34-14	31,946
10/31/2015	-	-	UNLV	Las Vegas	W	55-27	14,315
11/14/2015	-	-	New Mexico	Boise	L	24-31	32,780
11/20/2015	-	-	Air Force	Boise	L	30-37	30,332
11/27/2015	-	-	San Jose State	San Jose	W	40-23	15,770
10/1/2016	24/-	-	Utah State	Boise	W	21-10	36,602
10/7/2016	19/19	-	New Mexico	Albuquerque	W	49-21	20,090
10/15/2016	15/15	-	Colorado State	Boise	W	28-23	33,448
10/29/2016	13/13	-	Wyoming	Laramie	L	28-30	24,023
11/4/2016	24/24/24	-	San Jose State	Boise	W	45-31	31,863
11/12/2016	24/22/22	-	Hawai'i	Honolulu	W	52-16	22,731
11/18/2016	22/23/20	-	UNLV	Boise	W	42-25	32,989
11/25/2016	20/19/19	-	Air Force	USAFA	L	20-27	23,556
9/14/2017	-	-	New Mexico	Boise	W	28-14	28,385
10/14/2017	-	19/18	San Diego State	San Diego	W	31-14	49,053
10/21/2017	-	-	Wyoming	Boise	W	24-14	35,656
10/28/2017	-	-	Utah State	Logan	W	41-14	19,012
11/4/2017	-	-	Nevada	Boise	W	41-14	30,858
11/11/2017	-	-	Colorado State	Fort Collins	W (OT)	59-52	32,166
11/18/2017	-2/-25	-	Air Force	Boise	W	44-19	33,030
11/25/2017	25/24	-	Fresno State	Fresno	L	17-28	31,526
12/2/2017	-	25/-25	Fresno State	Boise	W	17-14	24,515
9/29/2018	-25	-	Wyoming	Laramie	W	34-14	22,271
10/6/2018	-24	-	San Diego State	Boise	L	13-19	36,679
10/13/2018	-	-	Nevada	Reno	W	31-27	21,431
10/19/2018	-	-	Colorado State	Boise	W	56-28	32,299
10/27/2018	-	-	Air Force	USAFA	W	48-38	27,753
11/9/2018	-	16/17/23	Fresno State	Boise	W	24-17	33,118
11/16/2018	23/24/25	-	New Mexico	Albuquerque	W	45-14	16,883
11/24/2018	21/22/23	14/15/21	Utah State	Boise	W	33-24	35,690
12/1/2018	19/20/22	25/23	Fresno State	Boise	L (OT)	16-19	23,662
9/20/2019	20/20	-	Air Force	Boise	W	30-19	36,498

Date	Ranking BSU	Opp	Opponent	Location	W/L	Score	Att.
10/5/2019	16/15	-	UNLV	Las Vegas	W	38-13	24,681
10/12/2019	14/14	-	Hawai'i	Boise	W	59-37	36,902
11/2/2019	21/21	-	San Jose State	San Jose	W	52-42	19,184
11/9/2019	21/21/22	-	Wyoming	Boise	W (OT)	20-17	33,018
11/16/2019	19/19/21	-	New Mexico	Boise	W	42-9	31,492
11/23/2019	20/19/20	-	Utah State	Logan	W	56-21	18,315
11/29/2019	20/19/20	-	Colorado State	Fort Collins	W	31-24	12,324
12/7/2019	19/17/19	-	Hawai'i	Boise	W	31-10	23,561
10/24/2020	-	-	Utah State	Boise	W	42-13	-
10/31/2020	25/-	-	Air Force	USAFA	W	49-30	500
11/12/2020	-	-	Colorado State	Boise	W	52-21	1,100
11/21/2020	-	-	Hawai'i	Honolulu	W	40-32	-
12/12/2020	-	-	Wyoming	Laramie	W	17-9	2,978
12/19/2020	-	25/25/24	San Jose State	Las Vegas	L	20-34	-
9/25/2021	-	-	Utah State	Logan	W	27-3	23,715
10/2/2021	-	-	Nevada	Boise	L	31-41	37,426
10/16/2021	-	-	Air Force	Boise	L	17-24	34,446
10/30/2021	-	-	Colorado State	Fort Collins	W	28-19	25,221
11/6/2021	-	25/-23	Fresno State	Fresno	W	40-14	41,031
11/12/2021	-	-	Wyoming	Boise	W	23-13	35,454
11/20/2021	-	-	New Mexico	Boise	W	37-0	28,542
11/26/2021	-	-	San Diego State	Carson	L	16-27	11,886
9/9/2022	-	-	New Mexico	Albuquerque	W	31-14	16,157
9/30/2022	-	-	San Diego State	Boise	W	35-13	34,910
10/8/2022	-	-	Fresno State	Boise	W	40-20	37,663
10/22/2022	-	-	Air Force	USAFA	W	19-14	25,254
10/29/2022	-	-	Colorado State	Boise	W	49-10	33,895
11/12/2022	-	-	Nevada	Reno	W	41-3	14,960
11/19/2022	-	-	Wyoming	Laramie	W	20-17	17,345
11/25/2022	-	-	Utah State	Boise	W	42-23	31,402
12/3/2022	-	-	Fresno State	Boise	L	16-28	24,037
9/22/2023	-	-	San Diego State	San Diego	W	34-31	23,374
10/7/2023	-	-	San Jose State	Boise	W	35-27	37,491
10/14/2023	-	-	Colorado State	Fort Collins	L	30-31	34,901
10/28/2023	-	-	Wyoming	Boise	W	32-7	35,189
11/4/2023	-	-	Fresno State	Fresno	L	30-37	41,031
11/11/2023	-	-	New Mexico	Boise	W	42-14	34,076
11/18/2023	-	-	Utah State	Logan	W	45-10	17,821
11/24/2023	-	-	Air Force	Boise	W	27-19	36,390
12/2/2023	-	-	UNLV	Las Vegas	W	44-20	31,473
10/5/2024	21/-	-	Utah State	Boise	W	62-30	37,210
10/12/2024	17/22	-	Hawai'i	Honolulu	W	28-7	15,194
10/25/2024	17/19	-	UNLV	Las Vegas	W	29-24	42,228
11/1/2024	15/19	-	San Diego State	Boise	W	56-24	36,838
11/9/2024	12/14/12	-	Nevada	Boise	W	28-21	37,143
11/16/2024	13/13/13	-	San Jose State	San Jose	W	42-21	20,517
11/23/2024	12/12/13	-	Wyoming	Laramie	W	17-14	18,094
12/6/2024	10/10/10	19/19/20	UNLV	Boise	W	21-7	36,663
9/20/2025	-	-	Air Force	USAFA	W	49-37	24,046
10/11/2025	-	-	New Mexico	Boise	W	41-25	32,982
10/18/2025	-	-	UNLV	Boise	W	56-31	32,927
10/24/2025	-	-	Nevada	Reno	W	24-3	18,029
11/1/2025	-	-	Fresno State	Boise	L	7-30	32,826
11/15/2025	-	-	San Diego State	San Diego	L	7-17	29,201
11/22/2025	-	-	Colorado State	Boise	W	49-21	32,819
11/28/2025	-	-	Utah State	Logan	W	25-24	21,115
12/5/2025	-	-	UNLV	Boise	W	38-21	27,152



TOTAL OFFENSE

Yards	
500+	507
	Kellen Moore vs. Hawai'i; Nov. 6, 2010
400+	427
	Brett Rypien vs. BYU; Oct. 20, 2016
300+	339
	Max Cutforth at Utah State; Nov. 28, 2025

PASSING

Yards	
500+	503
	Brett Rypien vs. New Mexico; Nov. 14, 2015
400+	407
	Hank Bachmeier at Florida State; Aug. 31, 2019
300+	341
	Max Cutforth at Utah State; Nov. 28, 2025
300+ by Half	317
	Brett Rypien vs. BYU; Oct. 20, 2016

Attempts	
60+	75
	Brett Rypien vs. New Mexico; Nov. 14, 2015
50+	51
	Hank Bachmeier at Florida State; Aug. 31, 2019
40+	49
	Max Cutforth at Utah State; Nov. 28, 2025
30+	31
	Maddux Madsen vs. UNLV (MW Championship); Dec. 5, 2025

Completions	
40+	40
	Brett Rypien vs. New Mexico; Nov. 14, 2015
30+	34
	Hank Bachmeier vs. Nevada; Oct. 2, 2021
20+	26
	Max Cutforth at Utah State; Nov. 28, 2025

Pass Percentage (Min. 15 Attempts)	
.800+	.840 (21/25)
	Maddux Madsen vs. Utah State; Oct. 5, 2024
.700+	.733 (22/30)
	Maddux Madsen at San Jose State; Nov. 16, 2024
.600+	.647 (22/34)
	Max Cutforth vs. Colorado State; Nov. 22, 2025

Touchdown Passes	
6+	6
	Jim McMillan vs. Montana; Nov. 16, 1974
5+	5
	Brett Rypien vs. Air Force; Oct. 27, 2018
4+	4
	Maddux Madsen vs. UNLV; Oct. 18, 2025
3+	3
	Maddux Madsen vs. UNLV (MW Championship); Dec. 5, 2025

Passes Had Intercepted	
5+	6
	Mike Virden vs. Montana; Oct. 28, 1989
4+	4
	Maddux Madsen at #21/21 Notre Dame; Oct. 4, 2025
3+	4
	Maddux Madsen at #21/21 Notre Dame; Oct. 4, 2025

RUSHING

Yards	
250+	259
	Ashton Jeanty vs. Washington State; Sept. 28, 2024
200+	201
	Dylan Riley vs. UNLV; Oct. 18, 2025
150+	205
	Dylan Riley vs. UNLV; Oct. 18, 2025
100+	120
	Dylan Riley at Utah State; Nov. 28, 2025
100 at Halftime	157
	Dylan Riley vs. UNLV; Oct. 18, 2025
Multiple Players with 100+	267, 110
	Ashton Jeanty, Sire Gaines at Georgia Southern; Aug. 31, 2024

Attempts	
35+	37
	Ashton Jeanty vs. Oregon State; Nov. 29, 2024
30+	30
	Ashton Jeanty vs. #6 Penn State (Fiesta Bowl); Dec. 31, 2024
25+	25
	Dylan Riley at Utah State; Nov. 28, 2025
20+	21
	Dylan Riley vs. UNLV (MW Championship); Dec. 5, 2025

Yards Per Carry (Min. 10 Attempts)	
10.0+	13.4 (15-201)
	Dylan Riley vs. UNLV; Oct. 18, 2025
8.0+	13.4 (15-201)
	Dylan Riley vs. UNLV; Oct. 18, 2025
6.0+	6.8 (22-149)
	Sire Gaines vs. Colorado State; Nov. 22, 2025

Touchdowns	
5+	6
	Ashton Jeanty at Georgia Southern; Aug. 31, 2024
4+	4
	Dylan Riley at Air Force; Sept. 20, 2025
3+	4
	Dylan Riley at Air Force; Sept. 20, 2025

Longest Run From Scrimmage	
80+	91
	Taylen Green vs. Utah State; Nov. 25, 2022
70+	77
	Dylan Riley vs. Eastern Washington; Sept. 5, 2025
60+	65
	Dylan Riley vs. UNLV; Oct. 18, 2025
50+	65
	Dylan Riley vs. UNLV; Oct. 18, 2025
40+	44
	Malik Sherrod vs. Fresno State; Nov. 1, 2025

RECEIVING

Receptions	
15+	20
	Thomas Sperbeck vs. New Mexico; Nov. 14, 2015
10+	10
	Stefan Cobbs vs. Nevada; Oct. 2, 2021
8+	8
	Eric McAlister at Fresno State; Nov. 4, 2023
5+	6
	Latrell Caples and Chase Penry at Utah State; Nov. 28, 2025
10 at Halftime	10
	Shane Williams-Rhodes vs. Wyoming; Nov. 16, 2013
Multiple Receivers w/ 10+	14, 12
	Shane Williams-Rhodes, Jay Ajayi vs. Ole Miss; Aug. 28, 2014

Yards	
250+	281
	Thomas Sperbeck vs. New Mexico; Nov. 14, 2015
200+	221
	Cedrick Wilson vs. Oregon (Las Vegas Bowl); Dec. 16, 2017
150+	160
	Eric McAlister vs. Wyoming; Oct. 28, 2023
100+	132
	Chris Marshall vs. Eastern Washington; Sept. 5, 2025
100+ by a Running Back	118
	Ashton Jeanty vs. Air Force; Nov. 24, 2023
100+ by a Tight End	120
	Derek Schouman vs. Idaho; Sept. 4, 2004
100+ at Halftime	104
	Prince Strachan vs. New Mexico; Nov. 11, 2023
Multiple 100-yard Receivers	111, 105
	Khalil Shakir, John Hightower vs. UNLV; Oct. 5, 2019
Yards Per Catch (Min. Five Rec.)	
40.0+	40.8 (5-204)
	Al Marshall vs. Portland State; Nov. 4, 1972
30.0+	34.0 (5-170)
	Eric McAlister vs. San Jose State; Oct. 7, 2023
20.0+	23.6 (5-118)
	Ashton Jeanty vs. Air Force; Nov. 24, 2023

Touchdowns	
4+	4
	Ausitn Pettis vs. Idaho; Nov. 14, 2009
3+	3
	Latrell Caples vs. San Diego State; Nov. 1, 2024
2+	2
	Ben Ford vs. New Mexico; Oct. 11, 2025

Longest Reception	
90+	98
	Lawrence Bady vs. SMU; Oct. 18, 2003
80+	83
	Eric McAlister vs. San Jose State; Oct. 7, 2023
70+	75
	Dylan Riley at Air Force; Sept. 20, 2025
60+	66
	Quinton Brown at Utah State; Nov. 28, 2025
50+	66
	Quinton Brown at Utah State; Nov. 28, 2025

MISC.

100+ Yard Rushing/Receiving	107 rushing, 118 receiving
	Ashton Jeanty vs. Air Force; Nov. 24, 2023
Threw and Caught a TD Pass	2-yd pass, 18-yd catch
	Khalil Shakir vs. New Mexico; Nov. 16, 2019
Fumble Recovered for a TD	24 yards
	Sonatane Lui vs. New Mexico; Nov. 16, 2019
Multiple Players Threw for TDs	
4+	vs. Utah State; Nov. 8, 2008
	Kellen Moore (2), Tanyon Bissell, Mike Coughlin, Vinny Perretta (1)
3+	vs. Hawai'i; Oct. 12, 2019
	Chase Cord (3), Hank Bachmeier, Jaylon Henderson (1)
2+	vs. San Jose State; Oct. 7, 2023
	Taylen Green (1) / Maddux Madsen (1)
2-Point Conversion	vs. Colorado State; Nov. 22, 2025
	Cameron Bates reception from Max Cutforth

DEFENSE

Interceptions	
4+	4
	Steve Forrey vs. Idaho State; Nov. 2, 1968
3+	3
	Brandyn Thompson vs. Hawai'i; Oct. 17, 2008
2+	2
	Jeremiah Earby vs. Colorado State; Nov. 22, 2025
Interception Return for a TD	60 yards
	A'Marion McCoy vs. UNLV; Oct. 18, 2025

Total Tackles	
25+	28
	Scott Russell vs. Northern Arizona; Sept. 17, 1988
20+	28
	Scott Russell vs. Northern Arizona; Sept. 17, 1988
15+	15
	DJ Schramm vs. Utah State; Nov. 25, 2022
12+	14
	Alexander Teubner at UNLV; Oct. 25, 2024

Solo Tackles	
10+	10
	Alexander Teubner vs. UCLA (LA Bowl); Dec. 16, 2023
Sacks	
4+	4.0
	Curtis Weaver vs. Portland State; Sept. 14, 2019
3+	3.0
	Isaiah Bagnah vs. Nevada; Oct. 2, 2021
2+	2.0
	Braxton Fely vs. App State; Sept. 27, 2025

Tackles For Loss	
4+	4.5
	Divine Obichere vs. Colorado State; Oct. 29, 2022
3+	3.5
	Jayden Virgin-Morgan vs. New Mexico; Oct. 11, 2025



SPECIAL TEAMS

Kickoff Returns

7+	7
Jeremy McNichols vs. San Diego State; Nov. 15, 2014	
6+	6
Kaden Dudley at Fresno State; Nov. 4, 2023	
5+	6
Kaden Dudley at Fresno State; Nov. 4, 2023	

Longest Kickoff Return

90+	96
Dylan Riley vs. Utah State; Oct. 5, 2024	
80+	96
Dylan Riley vs. Utah State; Oct. 5, 2024	
70+	96
Dylan Riley vs. Utah State; Oct. 5, 2024	
60+	96
Dylan Riley vs. Utah State; Oct. 5, 2024	
50+	96
Dylan Riley vs. Utah State; Oct. 5, 2024	
Kickoff Return for TD	96
Dylan Riley vs. Utah State; Oct. 5, 2024	

Punt Returns

9+	9
Rick Woods vs. Idaho State; Oct. 20, 1979	
7+	7
Avery Williams vs. Colorado State; Nov. 12, 2020	
6+	7
Avery Williams vs. Colorado State; Nov. 12, 2020	

Punt Return Yardage

150+	151
Quinton Jones vs. Boston College; Dec. 28, 2005	
100+	124
Avery Williams vs. Troy; Sept. 2, 2017; Troy	

Longest Punt Return

90+	90
Kyle Wilson vs. Fresno State; Nov. 28, 2008	
80+	81
Stefan Cobbs at UTEP; Sept. 10, 2021	
70+	81
Stefan Cobbs at UTEP; Sept. 10, 2021	
60+	81
Stefan Cobbs at UTEP; Sept. 10, 2021	
50+	81
Stefan Cobbs at UTEP; Sept. 10, 2021	

Punt Return for a TD

	0
Deven Wright vs. New Mexico; Sept. 9, 2022	

Punts

8+	8
James Ferguson-Reynolds at #7/6 Oregon; Sept. 7, 2024	
7+	7
Oscar Doyle at San Diego State; Nov. 15, 2025	
6+	7
Oscar Doyle at San Diego State; Nov. 15, 2025	

Punt Average (Min. Five Punts)

50.0+	51.0 (6-306)
James Ferguson-Reynolds at Utah State; Nov. 18, 2023	
48.0+	48.0 (5-240)
James Ferguson-Reynolds at Wyoming; Nov. 23, 2024	
45.0+	48.0 (5-240)
James Ferguson-Reynolds at Wyoming; Nov. 23, 2024	

Field Goals

5+	5
Eric Sachse at Florida State; Aug. 31, 2019	
4+	4
Jonah Dalmas at Air Force; Oct. 22, 2022	
3+	3
Jonah Dalmas at UNLV; Oct. 25, 2024	

Long Field Goals

55+	56
Jonah Dalmas vs. UCF; Sept. 9, 2023	
50+	50
Colton Boomer vs. UNLV (MW Championship); Dec. 5, 2025	
45+	50
Colton Boomer vs. UNLV (MW Championship); Dec. 5, 2025	

Points After Touchdown

10+	10
Anthony Montgomery vs. Idaho; Nov. 19, 2005	
9+	9
Dan Goodale vs. UT Martin; Sept. 7, 2013	
8+	8
Colton Boomer vs. UNLV; Oct. 18, 2025	
7+	8
Colton Boomer vs. UNLV; Oct. 18, 2025	

THE LAST TIME (TEAM)

OFFENSE - TEAM

Yards of Total Offense

700+	818
vs. Connecticut; Sept. 8, 2018	
600+	637
vs. Eastern Washington; Sept. 5, 2025	
500+	512
at Utah State; Nov. 28, 2025	

Fewest Yards of Total Offense

100-	69
vs. Fresno State; Sept. 17, 1977	
200-	193
vs. Fresno State; Nov. 1, 2025	
300-	268
at San Diego State; Nov. 15, 2025	

Passing Yards

500+	503
vs. New Mexico; Nov. 14, 2015	
400+	407
at Florida State; Aug. 31, 2019	
300+	341
at Utah State; Nov. 28, 2025	

Fewest Passing Yards

50-	49
vs. Northern Arizona; Nov. 11, 1978	
100-	93
vs. UTEP; Sept. 23, 2022	
150-	104
at San Diego State; Nov. 15, 2025	

Passing Touchdowns

6+	6
vs. Idaho; Nov. 14, 2009	
5+	5
vs. Hawai'i; Oct. 12, 2019	
4+	4
vs. UNLV; Oct. 18, 2025	

Rushing Yards

500+	531
vs. Montana; Oct. 27, 1973	
400+	400
vs. Connecticut; Sept. 8, 2018	
300+	328
vs. Eastern Washington; Sept. 5, 2025	

Fewest Rushing Yards

0-	-11
vs. Northern Arizona; Oct. 9, 1993	
50-	22
vs. Nevada; Oct. 2, 2021	
100-	91
vs. Fresno State; Nov. 1, 2025	

Rushing Touchdowns

8+	8
vs. San Jose State; Nov. 13, 2004	
7+	7
at Georgia Southern; Aug. 31, 2024	
6+	6
vs. Colorado State; Nov. 22, 2025	
5+	6
vs. Colorado State; Nov. 22, 2025	

Points Scored

70+	70
vs. Idaho; Nov. 19, 2005	
60+	62
vs. Utah State; Oct. 5, 2024	
50+	56
vs. UNLV; Oct. 18, 2025	
40+	49
vs. Colorado State; Nov. 22, 2025	

Fewest Points Scored

0	0
vs. Washington State; Sept. 27, 1997	
7-	7
at San Diego State; Nov. 15, 2025	
14-	7
at San Diego State; Nov. 15, 2025	

Scoring Differential (+)

50+	+55 (62-7)
vs. Connecticut; Sept. 8, 2018	
40+	+42 (56-14)
vs. Portland State; Sept. 21, 2024	
30+	+33 (47-14)
vs. App State; Sept. 27, 2025	
20+	+28 (49-21)
vs. Colorado State; Nov. 22, 2025	

DEFENSE - TEAM

Fumbles Recovered

6+	6
vs. Northwestern State; Nov. 15, 1986	
5+	5
vs. Eastern Washington; Oct. 14, 2000	

Interceptions

7+	7
vs. Cal Poly; Nov. 17, 1979	
6+	6
vs. Northern Iowa (First Round, I-AA Playoffs); Nov. 24, 1990	
5+	5
vs. Idaho; Nov. 14, 2009	
4+	4
vs. Virginia; Sept. 25, 2015	
3+	3
vs. Colorado State; Nov. 22, 2025	

Fewest Yards Allowed

50-	33
vs. Northern Illinois (Poinsettia Bowl); Dec. 23, 2015	
100-	33
vs. Northern Illinois (Poinsettia Bowl); Dec. 23, 2015	
150-	112
vs. Wyoming; Oct. 28, 2023	

Safety

	vs. Virginia; Sept. 22, 2017
--	------------------------------



CAREER STARTS AT BOISE STATE

GAMES PLAYED AT BOISE STATE

OFFENSE

PLAYER	POS.	YR.	STREAK	TOTAL	2025	2024	2023	2022	2021	2020
Cameron Bates	WR	So.	0	7	7	0	-	-	-	-
Quinton Brown	WR	Fr.	0	1	1	-	-	-	-	-
Latrell Caples	WR	6th	7	29	9	11	0	9	0	0
Roger Carreon	OL	R-Jr.	8	26	12	6	7	1	-	-
Kage Casey	OL	R-Jr.	41	41	13	14	14	0	-	-
Kyle Cox	OL	R-So.	0	1	-	1	0	-	-	-
Max Cutforth	QB	R-So.	0	3	3	0	0	-	-	-
Ben Ford	WR	R-Sr.	0	6	5	1	0	0	0	-
Sire Gaines	RB	So.	0	3	2	1	-	-	-	-
Zach Holmes	OL	R-Sr.	4	13	5	8	0	-	-	-
Tyler Keinath	OL	R-Sr.	0	8	-	8	0	-	-	-
Matt Lauter	TE	R-Sr.	3	32	8	14	9	1	0	-
Maddux Madsen	QB	R-Jr.	1	25	10	14	1	0	-	-
Chris Marshall	WR	R-Jr.	0	5	5	0	-	-	-	-
Daylon Metoyer	OL	R-Jr.	13	15	13	2	-	-	-	-
Mason Randolph	OL	R-Sr.	15	37	13	3	11	10	0	-
Dylan Riley	RB	So.	8	9	9	0	-	-	-	-
Chase Penry	WR	R-Sr.	2	8	6	2	0	-	-	-
Malik Sherrod	RB	6th	0	3	3	-	-	-	-	-
Jason Steele	OL	R-So.	0	12	9	3	0	-	-	-
Austin Terry	TE	R-Jr.	0	1	1	0	0	0	-	-
Matt Wagner	TE	R-So.	5	18	9	9	0	-	-	-

DEFENSE

PLAYER	POS.	YR.	STREAK	TOTAL	2025	2024	2023	2022	2021	2020
Ty Benefield	S	Jr.	26	32	13	14	5	-	-	-
Jeremiah Earby	CB	Sr.	26	27	13	14	-	-	-	-
Braxton Fely	DT	Sr.	13	39	13	12	14	0	-	-
Demetrius Freney	CB	R-Jr.	2	2	2	-	-	-	-	-
Derek Ganter Jr.	S	R-So.	0	2	2	-	-	-	-	-
David Latu	DL	R-Jr.	1	5	5	-	-	-	-	-
Michael Madrie	DL	R-So.	0	1	1	0	0	-	-	-
Chase Martin	LB	Jr.	0	2	-	0	2	-	-	-
A'Marion McCoy	CB	5th	0	31	10	14	7	-	-	-
Jaden Mickey	CB	R-Jr.	7	10	10	-	-	-	-	-
Marco Notarainni	LB	R-Sr.	12	22	13	4	5	0	0	-
Boen Phelps	LB	R-So.	6	8	8	0	0	-	-	-
Jake Ripp	LB	R-Jr.	0	6	6	0	0	0	-	-
Lopez Sanusi	DL	R-Fr.	0	2	2	0	-	-	-	-
Sherrod Smith	CB	So.	1	1	1	-	-	-	-	-
Max Stege	DE	Jr.	12	13	13	0	0	-	-	-
Jayden Virgin-Morgan	EDGE	R-Jr.	28	33	13	14	6	0	-	-
Dion Washington	DL	R-Sr.	0	5	5	-	-	-	-	-
Zion Washington	S	R-Sr.	3	27	11	13	3	0	0	-

OFFENSE

Player	2025	2024	2023	2022	2021	CAREER
Kaden Anderson	3	-	-	-	-	3
Cameron Bates	13	12	-	-	-	25
Mitch Bothwell	2	2	-	-	-	4
Quinton Brown	13	-	-	-	-	13
Latrell Caples	13	13	-	14	6	46
Roger Carreon	13	6	14	1	-	34
Kage Casey	13	14	14	5	-	46
Kyle Cox	7	13	-	-	-	20
Max Cutforth	10	1	-	-	-	11
Ben Ford	7	11	-	2	-	20
Sire Gaines	13	3	-	-	-	16
Troy Grizzle	13	-	-	-	-	13
Zach Holmes	13	13	-	-	-	26
AJ Jones	4	-	-	-	-	4
Tyler Keinath	11	10	-	-	-	21
Seth Knothe	9	10	2	-	-	21
Matt Lauter	12	14	13	14	-	53
Maddux Madsen	10	14	9	1	-	34
AJ Maes	1	-	-	-	-	1
Chris Marshall	10	4	-	-	-	14
Daylon Metoyer	13	6	-	-	-	19
Chase Penry	13	13	4	-	-	30
Mason Randolph	13	4	11	10	-	38
Carson Rasmussen	13	13	-	-	-	26
Dylan Riley	13	11	-	-	-	24
Malik Sherrod	13	-	-	-	-	13
Jake Steele	13	9	-	-	-	22
Jason Steele	10	6	3	-	-	19
Stewart Taufa	2	-	-	-	-	2
Austin Terry	11	10	10	-	-	31
Luke Voorhees	13	14	11	-	-	38
Matt Wagner	13	13	5	-	-	31
Qumonte Williams Jr.	13	-	-	-	-	13
Kobe Young	1	-	-	-	-	1

DEFENSE

Player	2025	2024	2023	2022	2021	CAREER
Josiah Alanis	5	-	-	-	-	5
Travis Anderson	13	4	-	-	-	17
Ty Benefield	13	14	13	-	-	40
Bol Bol	9	-	-	-	-	9
Markell Bowens	5	-	-	-	-	5
Syncere Brackett-Lambey	10	-	-	-	-	10
Samuel Brooks	10	-	-	-	-	10
Roman Caywood	12	-	-	-	-	12
Arthur de Boachie	11	-	-	-	-	11
Jeremiah Earby	13	14	-	-	-	27
Braxton Fely	13	14	14	14	-	55
Demetrius Freney	11	-	-	-	-	11
Derek Ganter Jr.	13	-	-	-	-	13
Spencer Gieg	-	2	-	-	-	2
Franklyn Johnson Jr.	12	2	2	-	-	16
Sterling Lane II	7	-	-	-	-	7
David Latu	11	-	-	-	-	11
Michael Madrie	13	7	-	-	-	20
Keanu Mailoto	12	-	-	-	-	12
Chase Martin	3	13	14	-	-	30
A'Marion McCoy	11	14	14	-	-	39
Jaden Mickey	12	-	-	-	-	12
Cole Miller	13	13	-	-	-	26
Marco Notarainni	13	14	8	2	1	38
Boen Phelps	13	14	1	-	-	28
Jake Ripp	13	14	13	-	-	40
Lopez Sanusi	12	2	-	-	-	14
Sherrod Smith	11	-	-	-	-	11
Max Stege	13	14	9	-	-	36
Trey Tolmaire	3	-	-	-	-	3
Mana Tuioti	13	-	-	-	-	13
Jayden Virgin-Morgan	13	14	14	3	-	44
Dion Washington	11	-	-	-	-	11
Zion Washington	11	14	14	10	2	51
Jaylen Webb	2	-	-	-	-	2
Malakai Williams	12	-	-	-	-	12

SPECIAL TEAMS

Player	2025	2024	2023	2022	2021	CAREER
Colton Boomer	13	-	-	-	-	13
Oscar Doyle	13	-	-	-	-	13
Mason Hutton	13	14	14	14	-	55
Canaan Moore	1	-	-	-	-	1
Jarrett Reeser	2	7	-	-	-	9



2025 STARTING STATS

2025 STARTS BY POSITION

S		S	
Ty Benefield	13	Zion Washington	11
		Derek Ganter Jr.	2
LB		LB	
Marco Notarainni	13	Boen Phelps	8
		Jake Ripp	6
N		Jaden Mickey	10
		Davon Banks	2
CB		EDGE	
A'Marion McCoy	10	Jayden Virgin-Morgan	13
Demetrius Freeney	2		
Sherrod Smith	1		
DL		DL	
Braxton Fely	13	David Latu	5
		Dion Washington	5
		Lopez Sanusi	2
		Michael Madrie	1
DE		Max Stege	13
CB		Jeremiah Earby	13
WR		LT	
Cameron Bates	7	Kage Casey	13
Ben Ford	5		
LG		C	
Jason Steele	9	Mason Randolph	9
Mason Randolph	4	Zach Holmes	4
RG		RT	
Roger Carreon	12	Daylon Metoyer	13
Mason Randolph	1		
WR		Latrell Caples	9
		Chris Marshall	5
TE/WR		QB	
Matt Wagner (TE)	9	Maddux Madsen	10
Chase Penry (WR)	6	Max Cuforth	3
Quinton Brown (WR)	1		
TE		RB	
Matt Lauter	9	Dylan Riley	9
Austin Terry	1	Malik Sherrod	3
		Sire Gaines	2

OFFENSIVE GAME-BY-GAME STARTERS

Opponent	QB	RB	RB/TE	WR	WR	TE/WR	LT	LG	C	RG	RT
at South Florida	Madsen	Sherrod	Lauter (TE)	Ford	Marshall	Wagner (TE)	Casey	Jas. Steele	Randolph	Carreon	Metoyer
Eastern Washington	Madsen	Gaines	Lauter (TE)	Bates	Marshall	Brown (WR)	Casey	Jas. Steele	Randolph	Carreon	Metoyer
at Air Force*	Madsen	Sherrod	Lauter (TE)	Bates	Caples	Wagner (TE)	Casey	Jas. Steele	Randolph	Carreon	Metoyer
App State	Madsen	Riley	Lauter (TE)	Ford	Caples	Marshall (WR)	Casey	Jas. Steele	Randolph	Carreon	Metoyer
at #21/21 Notre Dame	Madsen	Gaines	Terry (TE)	Ford	Marshall	Wagner (TE)	Casey	Jas. Steele	Holmes	Randolph	Metoyer
New Mexico*	Madsen	Riley	Sherrod (RB)	Bates	Ford	Penry (WR)	Casey	Jas. Steele	Randolph	Carreon	Metoyer
UNLV*	Madsen	Riley	Wagner (TE)	Caples	Ford	Marshall (WR)	Casey	Jas. Steele	Randolph	Carreon	Metoyer
at Nevada*	Madsen	Riley	Lauter (TE)	Bates	Caples	Penry (WR)	Casey	Jas. Steele	Randolph	Carreon	Metoyer
Fresno State*	Madsen	Riley	Wagner (TE)	Bates	Caples	Penry (WR)	Casey	Jas. Steele	Randolph	Carreon	Metoyer
at San Diego State*	Cutforth	Riley	Wagner (TE)	Bates	Caples	Penry (WR)	Casey	Randolph	Holmes	Carreon	Metoyer
Colorado State*	Cutforth	Riley	Lauter (TE)	Bates	Caples	Wagner (TE)	Casey	Randolph	Holmes	Carreon	Metoyer
at Utah State*	Cutforth	Riley	Lauter (TE)	Penry	Caples	Wagner (TE)	Casey	Randolph	Holmes	Carreon	Metoyer
UNLV (MW Championship)	Madsen	Riley	Lauter (TE)	Penry	Caples	Wagner (TE)	Casey	Randolph	Holmes	Carreon	Metoyer
Washington (LA Bowl)											

DEFENSIVE GAME-BY-GAME STARTERS

Opponent	DE	DL	DL	EDGE	LB	LB	N/LB	CB	S	S	CB
at South Florida	Stege	Fely	Latu	Virgin-Morgan	Notarainni	Ripp	Banks (N)	Earby	Benefield	Z. Washington	McCoy
Eastern Washington	Stege	Fely	Latu	Virgin-Morgan	Notarainni	Ripp	Mickey (N)	Earby	Benefield	Z. Washington	McCoy
at Air Force*	Stege	Fely	Latu	Virgin-Morgan	Notarainni	Ripp	Phelps (LB)	Earby	Benefield	Z. Washington	McCoy
App State	Stege	Fely	Madrie	Virgin-Morgan	Notarainni	Ripp	Mickey (N)	Earby	Benefield	Z. Washington	McCoy
at #21/21 Notre Dame	Stege	Fely	D. Washington	Virgin-Morgan	Notarainni	Ripp	Banks (N)	Earby	Benefield	Z. Washington	McCoy
New Mexico*	Stege	Fely	D. Washington	Virgin-Morgan	Notarainni	Ripp	Mickey (N)	Earby	Benefield	Z. Washington	McCoy
UNLV*	Stege	Fely	Sanusi	Virgin-Morgan	Notarainni	Phelps	Mickey (N)	Earby	Benefield	Z. Washington	McCoy
at Nevada*	Stege	Fely	Sanusi	Virgin-Morgan	Notarainni	Phelps	Mickey (N)	Earby	Benefield	Ganter Jr.	McCoy
Fresno State*	Stege	Fely	D. Washington	Virgin-Morgan	Notarainni	Phelps	Mickey (N)	Earby	Benefield	Ganter Jr.	McCoy
at San Diego State*	Stege	Fely	D. Washington	Virgin-Morgan	Notarainni	Phelps	Mickey (N)	Earby	Benefield	Z. Washington	McCoy
Colorado State*	Stege	Fely	D. Washington	Virgin-Morgan	Notarainni	Phelps	Mickey (N)	Earby	Benefield	Z. Washington	Freeney
at Utah State*	Stege	Fely	Latu	Virgin-Morgan	Notarainni	Phelps	Mickey (N)	Earby	Benefield	Z. Washington	Freeney
UNLV (MW Championship)	Stege	Fely	Latu	Virgin-Morgan	Notarainni	Phelps	Mickey (N)	Earby	Benefield	Z. Washington	Smith
Washington (LA Bowl)											



TEAM STATISTICS

	BOISE	OPP
Scoring	408	299
Points per game	31.4	23.0
Points Off Turnovers	69	10
First Downs	296	216
Rushing	126	97
Passing	143	88
Penalty	27	31
Rushing Yardage	2,449	2,132
Yards gained rushing	2,727	2,388
Yards lost rushing	278	256
Rushing attempts	527	439
Average per rush	4.6	4.9
Average per game	188.4	164.0
TDs Rushing	29	24
Passing Yardage	3,176	2,230
Comp-Att-Int	252-429-9	200-371-14
Average per pass	7.4	6.0
Average per catch	12.6	11.2
Average per game	244.3	171.5
TDs Passing	22	13
Total offense	5,625	4,362
Total plays	956	810
Average per play	5.9	5.4
Average per game	432.7	335.5
Kick returns: #-Yards	23-413	12-309
Punt returns: #-Yards	13-62	12-89
Int returns: #-Yards	14-209	9-32
Kick return average	18.0	25.8
Punt return average	4.8	7.4
Int return average	14.9	3.6
Fumbles-Lost	20-7	13-8
Penalties-Yards	91-802	100-843
Average per game	61.7	64.8
Punts-Yards	52-2,270	68-2,907
Average per punt	43.7	42.8
Net punt average	40.0	40.7
Kickoffs-Yards	78-4,994	58-3,596
Average per kick	64.0	62.0
Net kick average	39.2	39.7
Time of possession / game	33:11	26:49
3rd-down conversion	94/200	56/169
3rd-down pct	47%	33%
4th-down conversion	17/33	9/23
4th-down pct	52%	39%
Sacks by-Yards	23-147	23-177
Misc Yards	0	0
Touchdowns scored	54	38
Field goals - attempts	11-16	11-12
On-Side kicks	0-0	1-5
Red-zone scores	(43-50) 86%	(40-44) 91%
Red-zone touchdowns	(35-50) 70%	(33-44) 75%
PAT-attempts	(49-50) 98%	(34-35) 97%
2-point conversion-attempts	(1-4) 25%	(2-3) 67%
Attendance	224,497	204,760
Games / Avg per game	7/32,071	6/ 34,127
Neutral site games	-	0/0

SCORE BY QUARTERS

	1st	2nd	3rd	4th	OT	Total
Boise St.	110	116	74	108	0	408
Opponents	47	112	65	75	0	299

GAME RECORDS

Record	Overall	Home	Away	Neutral
ALL GAMES	9-4	6-1	3-3	0-0
CONFERENCE	6-2	3-1	3-1	0-0
NON-CONFERENCE	3-2	3-0	0-2	0-0

RESULTS

Date	Opponent	W/L	Score	Att.
8/28/2025	at South Fla.	L	7-34	34707
9/05/2025	Eastern Wash.	W	51-14	32887
9/20/2025	at Air Force	W	49-37	24046
9/27/2025	App State	W	47-14	32904
10/5/2025	at Notre Dame	L	7-28	77622
10/12/2025	New Mexico	W	41-25	32982
10/19/2025	UNLV	W	56-31	32927
10/24/2025	at Nevada	W	24-3	18029
11/1/2025	Fresno St.	L	7-30	32826
11/15/2025	at San Diego St.	L	7-17	29201
11/22/2025	Colorado St.	W	49-21	32819
11/28/2025	at Utah St.	W	25-24	21155
12/5/2025	UNLV	W	38-21	27152

RUSHING

Player	GP	Att	Gain	Loss	Net	Avg	TD	Lg	Avg/G
Dylan Riley	13	185	1111	20	1091	5.9	10	77	83.9
Sire Gaines	13	153	810	15	795	5.2	8	46	61.2
Malik Sherrod	13	81	434	28	406	5.0	4	44	31.2
Maddux Madsen	10	54	198	118	80	1.5	4	25	8.0
Cameron Bates	13	6	78	0	78	13.0	2	35	6.0
Seth Knothe	8	12	51	0	51	4.3	1	9	6.4
Quinton Brown	13	3	20	1	19	6.3	0	12	1.5
Jambres Dubar	4	3	12	0	12	4.0	0	7	3.0
Latrell Caples	13	1	0	4	-4	-4.0	0	0	-0.3
Max Cutforth	10	15	13	75	-62	-4.1	0	8	-6.2
Team	13	14	0	17	-17	-1.2	0	0	-1.3
Total	13	527	2727	278	2449	4.6	29	77	188.4
Opponents	13	439	2388	256	2132	4.9	24	64	164.0

PASSING

Player	GP	Effic	C-A-I	Pct	Yds	TD	Lg	Avg/G
Maddux Madsen	10	142.0	169-286-7	59.1	2283	18	75	228.3
Max Cutforth	10	112.8	80-140-2	57.1	857	3	66	85.7
Oscar Doyle	13	353.2	2-2-0	100.0	21	1	11	1.6
Cameron Bates	13	226.0	1-1-0	100.0	15	0	15	1.2
Total	13	133.7	252-429-9	58.7	3176	22	75	244.3
Opponents	13	108.4	200-371-14	53.9	2230	13	79	171.5

RECEIVING

Player	G	No.	Yds	Avg	TD	Lg	Avg/G
Latrell Caples	13	46	547	11.9	3	34	42.1
Matt Lauter	12	32	293	9.2	1	20	24.4
Chase Penry	13	27	363	13.4	1	46	27.9
Malik Sherrod	13	26	244	9.4	2	39	18.8
Chris Marshall	10	25	477	19.1	2	46	47.7
Matt Wagner	13	23	244	10.6	1	28	18.8
Ben Ford	7	21	325	15.5	5	60	46.4
Cameron Bates	13	17	301	17.7	1	44	23.2
Dylan Riley	13	15	149	9.9	2	75	11.5
Sire Gaines	13	10	67	6.7	1	20	5.2
Quinton Brown	13	6	122	20.3	2	66	9.4
Demetric Whitlock Jr.	8	2	26	13.0	0	14	3.3
Luke Voorhees	13	1	7	7.0	0	7	0.5
Troy Grizzle	13	1	10	10.0	1	10	0.8
Total	13	252	3175	12.6	22	75	244.2
Opponents	13	200	2230	11.2	13	79	171.5

PUNT RETURNS

Player	No.	Yds	Avg	TD	Long
Malik Sherrod	13	62	4.8	0	17
Total	13	62	4.8	0	17
Opponents	12	89	7.4	0	45

KICK RETURNS

Player	No.	Yds	Avg	TD	Long
Malik Sherrod	20	407	20.4	0	40
Luke Voorhees	2	6	3.0	0	6
Total	22	413	18.0	0	40
Opponents	12	309	25.8	1	100

KICKOFFS

Player	No.	Yds	Avg	TB	OB	Retn	Net	YdLn
Colton Boomer	75	4802	64.0	60	0			
Jarrett Reeser	3	192	64.0	2	0			
Total	78	4994	64.0	62	0	12	39.2	25
Opponents	58	3596	62.0	31	1	21	39.7	25

PUNTING

Player	No.	Yds	Avg	Lg	TB	FC	i20	50+	Blk
Oscar Doyle	52	2270	43.7	59	5	27	17	7	0
Total	52	2270	43.7	59	5	27	17	7	0
Opponents	68	2907	42.8	62	5	24	18	16	0

INTERCEPTIONS

Player	No.	Yds	Avg	TD	Long
Jeremiah Earby	4	37	9.3	0	37
A'Marion McCoy	4	82	20.5	2	60
Ty Benefield	2	37	18.5	0	23
Zion Washington	1	1	1.0	0	1
Boen Phelps	1	33	33.0	1	33
Trey Tolmaire	1	21	21.0	0	21
Sherrod Smith	1	-2	-2.0	0	0
Total	14	209	14.9	3	60
Opponents	9	32	3.6	0	24

FUMBLE RETURNS

Player	No.	Yds	Avg	TD	Long
Mana Tuioti	2	0	0.0	0	0
Marco Notarainni	1	0	0.0	0	0
Jayden Virgin-Morgan	1	0	0.0	0	0
Jaden Mickey	1	0	0.0	0	0
Jeremiah Earby	1	0	0.0	0	0
Boen Phelps	1	0	0.0	0	0
Ty Benefield	1	0	0.0	0	0
Total	8	0	0.0	0	0
Opponents	7	22	3.1	0	22

SCORING

Player	TD	FGs	Kick	Rsh	Rcv	Pass	DXP	Saf	Pts
Colton Boomer	-	10-14	45-46	-	-	-	-	-	75
Dylan Riley	12	-	-	-	-	-	-	-	72
Sire Gaines	9	-	-	-	-	-	-	-	54
Malik Sherrod	6	-	-	-	-	-	-	-	36
Ben Ford	5	-	-	-	-	-	-	-	30
Maddux Madsen	4	-	-	-	-	-	-	-	24
Cameron Bates	3	-	-	-	1	-	-	-	20
Latrell Caples	3	-	-	-	-	-	-	-	18
Chris Marshall	2	-	-	-	-	-	-	-	12
A'Marion McCoy	2	-	-	-	-	-	-	-	12
Quinton Brown	2	-	-	-	-	-	-	-	12
Canaan Moore	-	1-2	4-4	-	-	-	-	-	7
Matt Lauter	1	-	-	-	-	-	-	-	6
Chase Penry	1	-	-	-	-	-	-	-	6
Seth Knothe	1	-	-	-	-	-	-	-	6
Boen Phelps	1	-	-	-	-	-	-	-	6
Matt Wagner	1	-	-	-	-	-	-	-	6
Troy Grizzle	1	-	-	-	-	-	-	-	6
Total	54	11-16	49-50	0	1	1	0	0	408
Opponents	38	11-12	34-35	1	1	1	0	0	299

TOTAL OFFENSE

Player	g	plays	rush	pass	total	avg/g
Maddux Madsen	10	340	80	2283	2363	236.3
Dylan Riley	13	185	1091	0	1091	83.9
Max Cutforth	10	155	-62	857	795	79.5
Sire Gaines	13	153	795	0	795	61.2
Malik Sherrod	13	81	406	0	406	31.2
Cameron Bates	13	7	78	15	93	7.2
Seth Knothe	8	12	51	0	51	6.4
Oscar Doyle	13	2	0	21	21	1.6
Quinton Brown	13	3	19	0	19	1.5
Jambres Dubar	4	3	12	0	12	3.0
Latrell Caples	13	1	-4	0	-4	-0.3
Team	13	0	-17	0	-17	-1.3
Total	13	956	2449	3176	5625	432.7
Opponents	13	810	2132	2230	4362	335.5



2025 INDIVIDUAL STATISTICS

FIELD GOALS

Player	fg	pct.	01-19	20-29	30-39	40-49	50-99	lg	blk
Colton Boomer	10-14	71.4	0-0	5-5	2-2	1-5	2-2	50	1
Canaan Moore	1-2	50.0	0-0	0-1	1-1	0-0	0-0	35	0
Opponents	11-12	91.7	0-0	2-2	5-5	3-3	1-2	52	0

FIELD GOAL SEQUENCE

Numbers in (parentheses) indicate field goal was made.

Game	Boise State	Opponents
South Fla.		(52),(33)
Eastern Wash.	46,(35),24	
Air Force		(25)
App State	(25),(40)	
Notre Dame		
New Mexico	(24),(50)	(29)
UNLV		(38)
Nevada	(21)	(40)
Fresno St.	45	(36),(43),(33)
San Diego St.	41	(47)
Colorado St.	(27),(32)	
Utah St.	(27),43,(32)	(37)
UNLV	(50)	50

Numbers in (parentheses) indicate field goal was made

ALL-PURPOSE

Player	G	Rush	Rcv	PR	KR	IR	Total	Avg/G
Dylan Riley	13	1091	149	0	0	0	1240	95.4
Malik Sherrod	13	406	244	62	407	0	1119	86.1
Sire Gaines	13	795	67	0	0	0	862	66.3
Latrell Caples	13	-4	547	0	0	0	543	41.8
Chris Marshall	10	0	477	0	0	0	477	47.7
Cameron Bates	13	78	301	0	0	0	379	29.2
Chase Penry	13	0	363	0	0	0	363	27.9
Ben Ford	7	0	325	0	0	0	325	46.4
Matt Lauter	12	0	293	0	0	0	293	24.4
Matt Wagner	13	0	244	0	0	0	244	18.8
Quinton Brown	13	19	122	0	0	0	141	10.8
A'Marion McCoy	10	0	0	0	0	82	82	8.2
Maddux Madsen	10	80	0	0	0	0	80	8.0
Seth Knothe	8	51	0	0	0	0	51	6.4
Jeremiah Earby	13	0	0	0	0	37	37	2.8
Ty Benefield	13	0	0	0	0	37	37	2.8
Boen Phelps	13	0	0	0	0	33	33	2.5
Demetric Whitlock Jr.	8	0	26	0	0	0	26	3.3
Trey Tolmaire	3	0	0	0	0	21	21	7.0
Luke Voorhees	13	0	7	0	6	0	13	1.0
Jambres Dubar	4	12	0	0	0	0	12	3.0
Troy Grizzle	13	0	10	0	0	0	10	0.8
Zion Washington	11	0	0	0	0	1	1	0.1
Sherrod Smith	11	0	0	0	0	-2	-2	-0.2
Max Cutforth	10	-62	0	0	0	0	-62	-6.2
Team	13	-17	0	0	0	0	-17	-1.3
Total	12	2278	2886	33	325	209	5731	477.6
Opponents	12	1948	2005	89	253	32	4327	360.6



DEFENSIVE LEADERS

No.	Name	GP	Tackles				Sacks No-Yards	Pass Defense		Fumbles		Blkd		
			Solo	Ast	Total	TFL/Yds		Int-Yds	BrUp	QBH	Rcv-Yds	FF	Kick	Saf
0	Ty Benefield	13	66	34	100	8.5-25	.	2-37	3	1	1-0	1	.	.
53	Marco Notarainni	13	47	22	69	5-28	2.5-24	.	2	7	1-0	.	.	.
41	Boen Phelps	13	42	19	61	3-7	.	1-33	.	4	1-0	1	.	.
21	Zion Washington	11	36	23	59	2.5-13	1-11	1-1	1	1
6	Jeremiah Earby	13	37	18	55	1.5-5	0.5-4	4-37	9	.	1-0	.	.	.
5	Jayden Virgin-Morgan	13	23	29	52	10-33	4-20	.	.	13	1-0	2	.	.
43	Jake Ripp	13	20	22	42	3-9	.	.	.	3
20	Jaden Mickey	12	28	5	33	7-29	1-12	.	5	2	1-0	2	.	.
7	A'Marion McCoy	10	16	11	27	2.5-7	.	4-82	3
10	Derek Ganter Jr.	13	16	10	26	0.5-1
95	Max Stege	13	14	10	24	7-21	0.5-3	.	.	5	.	1	.	.
90	Braxton Fely	13	6	16	22	6.5-41	5.5-40	.	.	5	.	.	1	.
19	Dion Washington	11	5	9	14	2.5-3	1-1
96	Lopez Sanusi	12	7	6	13	1-5	1-5
99	Michael Madrie	13	9	3	12	1.5-4
23	Sherrod Smith	11	8	4	12	0.5-1	.	1--2	5
15	Malakai Williams	12	5	6	11	4-11	2.5-9	.	.	6	.	1	.	.
4	Davon Banks	6	5	5	10	1.5-5	.	.	1	1
92	David Latu	11	4	5	9	3-8	1-6
51	Roman Caywood	12	6	3	9	3-7	0.5-3	.	1	1
16	Franklyn Johnson Jr.	12	5	3	8
18	Samuel Brooks	10	5	2	7
55	Mana Tuioti	13	2	4	6	.	.	.	1	.	2-0	.	.	.
14	Demetrius Freeney	11	6	.	6	1	.	.
38	Travis Anderson	13	5	1	6	.	.	.	1
24	Dylan Riley	13	3	1	4
94	Keanu Mailoto	12	.	4	4	.	.	.	1
29	Arthur de Boachie	11	2	1	3
13	Sterling Lane II	7	3	.	3	1-1	1-1	.	.	1
33	Josiah Alanis	5	2	.	2
44	Syncere Brackett-Lambey	10	.	2	2	0.5-0
80	Cameron Bates	13	1	1	2
17	Clay Martineau	3	.	1	1	0.5-1
31	Cole Miller	13	1	.	1	.	.	.	1
62	Roger Carreon	13	1	.	1
96	Luke Voorhees	13	.	1	1
35	Colton Boomer	13	.	1	1
91	Bol Bol	9	1	.	1	1-8	1-8
35	Trey Tolmaire	3	1-21
Totals		13	437	282	719	77-273	23-147	14-209	34	50	8-0	9	1	0
Opponents		13	478	458	936	65-250	23-177	9-32	44	30	7-22	9	2	0



2025 SCORING DRIVE BREAKDOWN

SCORING DRIVES

Aug. 28 vs. South Florida

Qtr	Time	Plays	Yards	Elapsed
1	1:10	9	38	4:35

Sept. 5 vs. Eastern Washington

Qtr	Time	Plays	Yards	Elapsed
1	13:50	3	75	1:10
1	10:01	6	41	2:03
1	2:49	1	60	0:08
2	6:26	5	80	2:19
2	0:50	5	31	0:53
3	4:55	9	65	4:53
4	11:56	12	90	6:02
4	3:54	3	75	1:36

Sept. 20 at Air Force

Qtr	Time	Plays	Yards	Elapsed
1	7:09	9	75	4:45
1	2:38	5	68	1:55
2	10:25	10	52	4:32
3	11:51	4	75	2:01
3	0:58	1	75	0:12
4	4:26	8	75	4:26
4	0:16	3	50	0:16

Sept. 27 vs. App State

Qtr	Time	Plays	Yards	Elapsed
1	9:49	10	75	5:11
1	1:49	-	-	-
2	7:07	10	80	5:53
2	0:05	9	62	1:11
3	5:59	11	58	4:35
3	1:24	7	58	3:07
4	10:47	8	69	4:07
4	10:21	-	-	-

Oct. 4 at #21/21 Notre Dame

Qtr	Time	Plays	Yards	Elapsed
2	4:03	10	72	5:24

Oct. 11 vs. New Mexico

Qtr	Time	Plays	Yards	Elapsed
1	11:19	8	12	3:29
1	0:00	13	74	6:37
2	3:20	14	75	7:10
3	9:22	11	43	5:38
4	14:22	9	75	4:59
4	7:31	9	46	4:18
4	5:14	4	33	1:36

Oct. 18 vs. UNLV

Qtr	Time	Plays	Yards	Elapsed
1	11:26	6	60	2:13
1	1:14	4	75	1:56
2	7:40	4	76	1:47
2	4:24	2	75	0:45
3	9:38	3	68	1:04
3	2:21	6	88	3:27
3	0:54	-	-	-
4	5:11	12	82	7:52

Oct. 24 at Nevada

Qtr	Time	Plays	Yards	Elapsed
2	13:13	13	73	3:50
2	1:35	13	94	5:53
3	1:41	4	6	2:08
4	3:09	15	80	8:18

Nov. 1 vs. Fresno State

Qtr	Time	Plays	Yards	Elapsed
2	2:07	12	50	6:17

Nov. 15 at San Diego State

Qtr	Time	Plays	Yards	Elapsed
2	5:29	14	75	7:46

Nov. 22 vs. Colorado State

Qtr	Time	Plays	Yards	Elapsed
1	8:55	14	79	6:01
2	11:32	10	98	4:38
2	3:37	12	81	6:38
2	1:59	5	45	1:29
2	0:06	12	63	1:03
3	1:48	7	68	3:43
4	5:48	6	51	3:43
4	2:29	5	25	2:53

Nov. 29 at Utah State

Qtr	Time	Plays	Yards	Elapsed
1	7:58	8	23	2:53
1	5:07	4	46	1:57
2	0:12	14	60	1:43
3	3:17	2	75	0:44
4	2:26	7	41	2:56

Dec. 5 vs. UNLV

Qtr	Time	Plays	Yards	Elapsed
1	6:40	5	51	2:48
1	0:18	5	67	2:17
2	8:42	12	67	5:36
2	1:50	3	79	1:12
4	13:21	10	78	4:31
4	3:13	8	47	4:05

SCORING DRIVE ANALYSIS

	Boise State		Opponent	
	TD	FG	TD	FG
Negative yards	-	-	-	1
0-9 yards	1	-	-	-
10-19 yards	-	1	1	-
20-29 yards	1	-	1	1
30-39 yards	2	1	-	2
40-49 yards	5	2	4	-
50-59 yards	5	1	3	3
60-69 yards	9	2	2	-
70-79 yards	20	1	12	-
80-89 yards	5	1	3	-
90-99 yards	3	-	1	-
Return/Recovery	3	-	-	-
Safety	-	-	-	-

FEWEST PLAYS

Plays	Date	Opponent	Plays	Yds	TOP	Result
1	Sept. 5	Eastern Washington	1	60	0:08	Touchdown
1	Sept. 20	at Air Force	1	75	0:12	Touchdown
2	Oct. 18	UNLV	2	75	0:45	Touchdown
2	Nov. 28	at Utah State	2	75	0:44	Touchdown
3	Sept. 5	Eastern Washington	3	75	1:10	Touchdown
3	Sept. 5	Eastern Washington	3	75	1:36	Touchdown
3	Sept. 20	at Air Force	3	50	0:16	Touchdown
3	Oct. 18	UNLV	3	68	1:04	Touchdown
3	Dec. 5	vs. UNLV	3	79	1:12	Touchdown
4	Sept. 20	at Air Force	4	75	2:01	Touchdown
4	Oct. 11	New Mexico	4	33	1:36	Touchdown
4	Oct. 18	UNLV	4	75	1:56	Touchdown
4	Oct. 18	UNLV	4	76	1:47	Touchdown
4	Oct. 24	at Nevada	4	6	2:08	Touchdown



MOST PLAYS

Plays	Date	Opponent	Plays	Yds	TOP	Result
15	Oct. 24	at Nevada	15	80	8:18	Touchdown
14	Oct. 11	New Mexico	14	75	7:10	Touchdown
14	Nov. 15	at San Diego State	14	75	7:46	Touchdown
14	Nov. 22	Colorado State	14	79	6:01	Touchdown
14	Nov. 28	at Utah State	14	60	1:43	Field Goal
13	Oct. 11	New Mexico	13	74	6:37	Touchdown
13	Oct. 24	at Nevada	13	94	5:53	Touchdown
13	Oct. 24	at Nevada	13	73	3:50	Touchdown
12	Sept. 5	Eastern Washington	12	90	6:02	Touchdown
12	Oct. 18	UNLV	12	82	7:52	Touchdown
12	Nov. 1	Fresno State	12	50	6:17	Touchdown
12	Nov. 22	Colorado State	12	81	6:38	Field Goal
12	Nov. 22	Colorado State	12	63	1:03	Field Goal
12	Dec. 5	vs. UNLV	12	67	5:36	Touchdown

FEWEST YARDS

Yds	Date	Opponent	Plays	Yds	TOP	Result
6	Oct. 24	at Nevada	4	6	2:08	Touchdown
12	Oct. 11	New Mexico	8	12	3:29	Field Goal
23	Nov. 28	at Utah State	3	23	2:53	Field Goal
25	Nov. 22	Colorado State	5	25	2:53	Touchdown
31	Sept. 5	Eastern Washington	5	31	0:53	Field Goal
33	Oct. 11	New Mexico	4	33	1:36	Touchdown
38	Aug. 28	at USF	9	38	4:35	Touchdown
41	Sept. 5	Eastern Washington	6	41	2:03	Touchdown
41	Nov. 28	at Utah State	7	41	2:56	Touchdown
43	Oct. 11	New Mexico	11	43	5:38	Field Goal

MOST YARDS

Yds	Date	Opponent	Plays	Yds	TOP	Result
98	Nov. 22	Colorado State	10	98	4:38	Touchdown
94	Oct. 24	at Nevada	13	94	5:53	Touchdown
90	Sept. 5	Eastern Washington	12	90	6:02	Touchdown
88	Oct. 18	UNLV	6	88	3:27	Touchdown
82	Oct. 18	UNLV	12	82	7:52	Touchdown
81	Nov. 22	Colorado State	12	81	6:38	Field Goal
80	Sept. 5	Eastern Washington	5	80	2:19	Touchdown
80	Sept. 27	App State	10	80	5:53	Touchdown
80	Oct. 24	at Nevada	15	80	8:18	Touchdown
79	Nov. 22	Colorado State	14	79	6:01	Touchdown
79	Dec. 5	vs. UNLV	3	79	1:12	Touchdown

LEAST AMOUNT OF TIME

TOP	Date	Opponent	Plays	Yds	TOP	Result
0:08	Sept. 5	Eastern Washington	1	60	0:08	Touchdown
0:12	Sept. 20	at Air Force	1	75	0:12	Touchdown
0:16	Sept. 20	at Air Force	3	50	0:16	Touchdown
0:44	Nov. 28	at Utah State	2	75	0:44	Touchdown
0:45	Oct. 18	UNLV	2	75	0:45	Touchdown
0:53	Sept. 5	Eastern Washington	5	31	0:53	Field Goal
1:03	Nov. 22	Colorado State	12	63	1:03	Field Goal
1:04	Oct. 18	UNLV	3	68	1:04	Touchdown
1:10	Sept. 5	Eastern Washington	3	75	1:10	Touchdown
1:11	Sept. 27	App State	9	62	1:11	Field Goal

MOST AMOUNT OF TIME

TOP	Date	Opponent	Plays	Yds	TOP	Result
8:18	Oct. 24	at Nevada	15	80	8:18	Touchdown
7:52	Oct. 18	UNLV	12	82	7:52	Touchdown
7:46	Nov. 15	at San Diego State	14	75	7:46	Touchdown
7:10	Oct. 11	New Mexico	14	75	7:10	Touchdown
6:38	Nov. 22	Colorado State	12	81	6:38	Field Goal
6:37	Oct. 11	New Mexico	13	74	6:37	Touchdown
6:17	Nov. 1	Fresno State	12	50	6:17	Touchdown
6:02	Sept. 5	Eastern Washington	12	90	6:02	Touchdown
6:02	Nov. 22	Colorado State	14	79	6:01	Touchdown
5:53	Sept. 27	App State	10	80	5:53	Touchdown

GAME OPENING DRIVES

	Boise State				Opponent			
	Plays	Yds	TOP	Result	Plays	Yds	TOP	Result
at USF	10	41	5:10	Fumble	3	-12	1:17	Punt
Eastern Washington	3	75	1:10	Touchdown	4	16	1:46	Fumble
at Air Force	3	1	0:54	Punt	5	74	2:07	Touchdown
App State	10	75	5:11	Touchdown	8	31	3:49	Punt
at #21/21 Notre Dame	5	12	2:55	Touchdown	10	73	4:53	Downs
New Mexico	8	12	3:29	Touchdown	1	-7	0:12	Fumble
UNLV	6	60	2:13	Touchdown	3	3	1:21	Punt
at Nevada	6	14	2:56	Punt	3	14	0:58	Interception
Fresno State	3	6	0:48	Punt	3	11	2:07	Punt
at San Diego State	3	5	1:17	Punt	3	1	0:51	Punt
Colorado State	14	79	6:01	Touchdown	8	75	3:28	Touchdown
at Utah State	6	12	1:27	Punt	7	75	2:31	Touchdown
vs. UNLV	3	6	1:23	Punt	5	34	2:56	Fumble

SECOND HALF OPENING DRIVES

	Boise State				Opponent			
	Plays	Yds	TOP	Result	Plays	Yds	TOP	Result
at USF	3	-8	2:10	Punt	6	15	2:57	Punt
Eastern Washington	9	65	4:53	Touchdown	10	40	5:12	Downs
at Air Force	4	75	2:01	Touchdown	3	75	1:08	Touchdown
App State	6	21	2:50	Punt	3	5	0:44	Punt
at #21/21 Notre Dame	8	34	4:40	Punt	10	79	4:31	Touchdown
New Mexico	11	43	5:38	Field Goal	10	64	5:01	Field Goal
UNLV	3	0	1:09	Punt	5	1	3:01	Punt
at Nevada	5	18	2:55	Punt	9	24	4:41	Punt
Fresno State	1	-4	0:05	Fumble	5	14	3:03	Punt
at San Diego State	5	15	3:10	Punt	6	29	3:01	Punt
Colorado State	5	12	1:59	Punt	5	30	2:26	Punt
at Utah State	8	27	3:29	Downs	3	-2	0:54	Punt
vs. UNLV	7	36	3:09	Downs	5	-3	2:56	Punt



2025 GAME-BY-GAME STATISTICS

OFFENSIVE GAME-BY-GAME SUMMARIES

Game	RUSHING					RECEIVING					PASSING					KICK RETURNS				PUNT RETURNS				Total off
	Pts	No.	Yds	TD	Lg	No.	Yds	TD	Lg	Cmp	Att	Int	Yds	TD	Lg	No	Yds	TD	Lg	No	Yds	TD	Lg	
Boise State	7	38	122	0	14	27	256	1	31		27-48-0	256	1	31		3	39	0	17	0	0	0	0	378
at USF	34	28	117	3	49	17	255	1	55		17-25-0	255	1	55		0	0	0	0	1	8	0	8	372
Boise State	51	39	328	5	77	17	309	2	60		17-29-0	309	2	60		1	20	0	20	2	16	0	16	637
Eastern Washington	14	31	117	2	18	19	176	0	49		19-37-1	176	0	49		0	0	0	0	0	0	0	0	293
Boise State	49	31	282	5	43	16	310	2	75		16-27-1	310	2	75		3	38	0	23	1	7	0	7	592
at Air Force	37	55	268	3	64	13	246	2	74		13-20-1	246	2	74		0	0	0	0	0	0	0	0	514
Boise State	47	44	152	0	28	25	321	4	34		25-38-0	321	4	34		1	13	0	10	1	0	0	0	473
App State	14	29	109	1	39	12	65	1	12		12-28-3	65	1	12		2	32	0	20	1	45	0	45	174
Boise State	7	34	100	1	20	22	215	0	28		22-37-4	215	0	28		0	0	0	0	0	0	0	0	315
at #21/21 Notre Dame	28	31	200	2	49	15	189	2	24		15-23-0	189	2	24		0	0	0	0	2	18	0	23	389
Boise State	41	54	161	2	28	22	236	3	25		22-32-0	236	3	25		1	19	0	19	1	7	0	7	397
New Mexico	25	24	49	0	12	15	182	2	36		15-30-2	182	2	36		2	118	1	100	0	0	0	0	231
Boise State	56	33	294	3	65	15	264	4	45		15-24-1	264	4	45		2	61	0	40	2	2	0	2	558
UNLV	31	40	261	2	43	18	215	2	60		18-30-1	215	2	60		1	19	0	19	0	0	0	0	476
Boise State	24	47	134	3	13	15	174	0	37		15-28-1	174	0	37		0	0	0	0	0	0	0	0	308
at Nevada	3	22	100	0	24	18	147	0	18		18-31-3	147	0	18		0	0	0	0	2	4	0	3	247
Boise State	7	29	91	0	44	15	102	1	16		15-33-2	102	1	16		3	43	0	27	0	0	0	0	193
Fresno State	30	47	189	3	23	10	35	0	8		10-21-0	35	0	8		1	11	0	11	3	-2	0	0	224
Boise State	7	41	164	1	20	12	104	0	19		12-18-0	104	0	19		0	0	0	0	1	2	0	2	268
at San Diego State	17	46	277	2	41	6	17	0	23		6-10-0	17	0	23		2	42	0	24	1	0	0	0	294
Boise State	49	52	279	6	35	23	254	0	42		23-35-0	254	0	42		2	30	0	18	0	0	0	0	533
Colorado State	21	17	39	1	20	26	293	2	79		26-46-3	293	2	79		2	31	0	17	1	3	0	3	332
Boise State	25	46	171	1	21	26	340	2	66		26-49-0	341	2	66		3	62	0	25	1	1	0	1	512
at Utah State	24	34	221	3	56	13	184	0	32		13-32-0	184	0	32		0	0	0	0	1	14	0	14	405
Boise State	38	38	171	2	35	17	289	3	46		17-31-0	289	3	46		4	88	0	24	3	29	0	17	460
vs. UNLV	21	34	184	2	24	18	225	1	23		18-38-0	225	1	23		2	56	0	34	0	0	0	0	409
Boise State	408	527	2449	29	77	252	3175	22	75		252-429-9	3176	22	75		23	413	0	40	13	62	0	17	5625
Opponents	299	439	2132	24	64	200	2230	13	79		200-371-14	2230	13	79		12	309	1	100	12	89	0	45	4362

DEFENSIVE GAME-BY-GAME SUMMARIES

Game	TACKLES				TFL-Yds	SACKS		FUMBLES			PASS DEFENSE			Blkd Kick	KICKS		XPTS		SCORING OFF			Pts
	Solo	Asst	Total			No	Yds	FF	FR-Yds		Int-Yds	QBH	Brk		Att	Mad	Run	Rcv	Saf	T/O		
Boise State	26	34	60		7.0-31	4-27		1	0-0	0-0	0	2	0		1-1		0	0	0	0	0	7
at USF	36	56	92		5.0-11	1-5		2	3-22	0-0	5	6	0		4-4		0	0	0	0	0	34
Boise State	40	16	56		7.0-15	1-5		1	1-0	1-21	9	3	0		6-7		0	0	0	7		51
Eastern Washington	39	20	59		5.0-18	0-0		0	0-0	0-0	2	3	1		2-2		0	0	0	0	0	14
Boise State	42	34	76		6.0-11	1-1		0	0-0	1-23	1	1	0		7-7		0	0	0	0	0	49
at Air Force	22	34	56		1.0-1	0-0		0	0-0	1-0	4	2	0		4-4		0	0	0	0	0	37
Boise State	27	30	57		5.0-27	5-27		1	1-0	3-57	6	4	0		5-5		0	0	0	14		47
App State	41	38	79		9.0-35	2-24		1	0-0	0-0	4	2	0		2-2		0	0	0	0	0	14
Boise State	26	24	50		5.0-20	0-0		1	0-0	0-0	1	1	1		1-1		0	0	0	0	0	7
at #21/21 Notre Dame	32	40	72		4.0-33	4-33		1	0-0	4-28	2	2	0		2-3		0	1	0	0	0	28
Boise State	26	12	38		5.0-15	2-8		1	1-0	2-10	7	3	0		5-5		0	0	0	7		41
New Mexico	48	38	86		11.0-29	4-21		0	0-0	0-0	0	4	0		2-2		1	0	0	0	0	25
Boise State	38	22	60		7.0-33	3-28		0	0-0	1-60	1	4	0		8-8		0	0	0	7		56
UNLV	36	10	46		2.0-10	1-8		0	1-0	1-0	0	4	0		4-4		0	0	0	7		31
Boise State	37	10	47		4.0-16	2-12		1	2-0	3-0	0	3	0		3-3		0	0	0	14		24
at Nevada	40	32	72		4.0-12	2-10		0	0-0	1-5	0	3	0		0-0		0	0	0	0	3	
Boise State	45	18	63		5.0-16	0-0		0	0-0	0-0	6	3	0		1-1		0	0	0	0		7
Fresno State	39	12	51		10.0-50	4-37		2	1-0	2-2	2	4	1		3-3		0	0	0	3		30
Boise State	33	32	65		5.0-11	0-0		0	0-0	0-0	1	0	0		1-1		0	0	0	0		7
at San Diego State	37	24	61		4.0-6	0-0		1	0-0	0-0	1	4	0		2-2		0	0	0	0		17
Boise State	38	4	42		4.0-14	1-11		1	1-0	3-38	2	2	0		5-5		0	1	0	17		49
Colorado State	52	20	72		2.0-22	2-22		1	1-0	0-0	0	1	0		3-3		0	0	0	0		21
Boise State	25	28	53		9.0-28	2-13		1	1-0	0-0	4	4	0		1-1		0	0	0	3		25
at Utah State	39	60	99		5.0-14	2-10		1	1-0	0-0	3	5	0		3-3		0	0	0	0		24
Boise State	36	16	52		8.0-36	2-15		1	1-0	0-0	10	4	0		5-5		0	0	0	0		38
vs. UNLV	32	38	70		1.0-7	1-7		0	0-0	0-0	6	1	0		3-3		0	0	0	0		21
Boise State	437	282	719		77.0-273	23-147		9	8-0	14-209	50	34	1		49-50		0	1	0	69		408
Opponents	478	458	936		65.0-250	23-177		9	7-22	9-32	30	44	2		34-35		1	1	0	10		299

SPECIAL TEAMS GAME-BY-GAME SUMMARIES

Game	PUNTING										FIELD GOALS			KICKOFFS				
	No.	Yds	Avg	Lg	Blkd	TB	FC	50+	i20	Made-Att	Lg	Blkd	No.	Yds	Avg	TB	OB	
Boise State	4	191	47.8	51	0	1	1	1	0	0-0	0	0	2	130	65.0	2	0	
at USF	4	169	42.3	50	0	0	2	1	1	2-2	52	0	7	418	59.7	4	0	
Boise State	2	107	53.5	59	0	0	1	1	1	1-3	35	0	9	585	65.0	9	0	
Eastern Washington	8	318	39.8	62	0	0	3	2	2	0-0	0	0	3	195	65.0	1	0	
Boise State	2	100	50.0	51	0	0	2	1	1	0-0	0	0	8	520	65.0	8	0	
at Air Force	2	88	44.0	46	0	0	0	0	0	1-1	25	0	7	399	57.0	4	0	
Boise State	4	164	41.0	44	0	0	3	0	2	2-2	40	0	9	578	64.2	7	0	
App State	7	332	47.4	54	0	1	5	3	0	0-0	0	0	3	203	67.7	1	0	
Boise State	4	155	38.8	50	0	0	0	1	0	0-0	0	0	2	130	65.0	2	0	
at #21/21 Notre Dame	3	133	44.3	45	0	1	1	0	1	0-0	0	0	5	325	65.0	5	0	
Boise State	2	86	43.0	44	0	0	1	0	1	2-2	50	0	8	520	65.0	6	0	
New Mexico	2	93	46.5	54	0	0	1	1	0	1-1	29	0	4	260	65.0	3	0	
Boise State	3	136	45.3	47	0	0	3	0	1	0-0	0	0	9	591	65.7	8	0	
UNLV	7	276	39.4	51	0	1	2	1	4	1-1	38	0	5	322	64.4	3	0	
Boise State	5	214	42.8	48	0	1	2	0	2	1-1	21	0	5	325	65.0	5	0	
at Nevada	4	183	45.8	53	0	0	1	2	3	1-1	40	0	2	130	65.0	2	0	
Boise State	7	312	44.6	51	0	0	4	1	1	0-1	0	1	2	130	65.0	1	0	
Fresno State	8	342	42.8	50	0	0	5	1	3	3-3	43	0	7	406	58.0	4	0	
Boise State	7	291	41.6	52	0	1	4	1	3	0-1	0	0	2	118	59.0	0	0	
at San Diego State	6	270	45.0	53	0	2	1	1	1	1-1	47	0	4	250	62.5	3	1	
Boise State	4	176	44.0	56	0	0	3	1	2	2-2	32	0	9	527	58.6	6	0	
Colorado State	5	218	43.6	57	0	0	0	2	2	0-0	0	0	2	116	58.0	0	0	
Boise State	4	178	44.5	49	0	2	1	0	1	2-3	32	0	6	390	65.0	6	0	
at Utah State	6	228	38.0	51	0	0	2	1	1	1-1	37	0	5	314	62.8	1	0	
Boise State	4	161	40.3	42	0	0	2	0	2	1-1	50	0	7	450	64.3	2	0	
vs. UNLV	6	269	44.8	51	0	0	1	1	1	0-1	0	0	4	258	64.5	0	0	
Boise State	52	2270	43.7	59	0	5	27	7	17	11-16	50	1	78	4994	64.0	62	0	
Opponents	68	2907	42.8	62	0	5	24	16	18	11-12	52	0	58	3596	62.0	31	0	



3RD DOWN CONVERSIONS

Date	Opponent	Score	Overall	1st Qtr	2nd Qtr	3rd Qtr	4th Qtr	OT
Aug. 28	at USF	L 7-34	6-17 35.3	2-5 40.0	2-4 50.0	0-4 0.0	2-4 50.0	0-0 0.0
Sept. 5	Eastern Washington	W 51-14	7-13 53.8	1-2 50.0	0-3 0.0	3-3 100.0	3-5 60.0	0-0 0.0
Sept. 20	at Air Force	W 49-37	7-10 70.0	1-2 50.0	3-5 60.0	1-1 100.0	2-2 100.0	0-0 0.0
Sept. 27	App State	W 47-14	9-18 50.0	3-5 60.0	2-3 66.7	2-5 40.0	2-5 40.0	0-0 0.0
Oct. 4	at #21/21 Notre Dame	L 7-28	6-14 42.9	0-2 0.0	3-4 75.0	3-4 75.0	0-4 0.0	0-0 0.0
Oct. 11	New Mexico	W 41-25	7-18 38.9	2-6 33.3	2-6 33.3	2-3 66.7	1-3 33.3	0-0 0.0
Oct. 18	UNLV	W 56-31	6-11 54.5	1-2 50.0	2-4 50.0	1-2 50.0	2-3 66.7	0-0 0.0
Oct. 24	at Nevada	W 24-3	7-16 43.8	3-5 60.0	1-3 33.3	1-4 25.0	2-4 50.0	0-0 0.0
Nov. 1	Fresno St.	L 7-30	4-15 26.7	0-3 0.0	3-6 50.0	0-2 0.0	1-4 25.0	0-0 0.0
Nov. 15	at San Diego St.	L 7-17	5-14 35.7	0-4 0.0	2-3 66.7	1-3 33.3	2-4 50.0	0-0 0.0
Nov. 22	Colorado St.	W 49-21	7-13 53.8	3-4 75.0	3-5 60.0	0-2 0.0	1-2 50.0	0-0 0.0
Nov. 28	at Utah State	W 25-24	13-24 54.2	3-7 42.9	5-8 62.5	2-4 50.0	3-5 60.0	0-0 0.0
Dec. 5	vs. UNLV	W 38-21	10-16 62.5	2-3 66.7	3-4 75.0	3-5 60.0	2-4 50.0	0-0 0.0
Boise State			94-200 47.0	21-49 42.9	31-59 52.5	19-42 45.2	23-50 46.0	0-0 0.0
Opponents			56-169 33.1	16-47 34.0	10-36 27.8	14-40 35.0	16-46 34.8	0-0 0.0

4TH DOWN CONVERSIONS

Date	Opponent	Score	Overall	1st Qtr	2nd Qtr	3rd Qtr	4th Qtr	OT
Aug. 28	at USF	L 7-34	2-6 33.3	1-1 100.0	0-0 0.0	1-3 33.3	0-2 0.0	0-0 0.0
Sept. 5	Eastern Washington	W 51-14	0-1 0.0	0-0 0.0	0-0 0.0	0-0 0.0	0-1 0.0	0-0 0.0
Sept. 20	at Air Force	W 49-37	0-0 0.0	0-0 0.0	0-0 0.0	0-0 0.0	0-0 0.0	0-0 0.0
Sept. 27	App State	W 47-14	2-3 66.7	0-0 0.0	0-0 0.0	1-1 100.0	1-2 50.0	0-0 0.0
Oct. 4	at #21/21 Notre Dame	L 7-28	6-14 42.9	0-2 0.0	3-4 75.0	3-4 75.0	0-4 0.0	0-0 0.0
Oct. 11	New Mexico	W 41-25	6-7 85.7	2-3 66.7	2-2 100.0	0-0 0.0	2-2 100.0	0-0 0.0
Oct. 18	UNLV	W 56-31	1-1 100.0	0-0 0.0	0-0 0.0	0-0 0.0	1-1 100.0	0-0 0.0
Oct. 24	at Nevada	W 24-3	2-3 66.7	0-0 0.0	0-1 0.0	1-1 100.0	1-1 100.0	0-0 0.0
Nov. 1	Fresno St.	L 7-30	1-3 33.3	0-0 0.0	1-1 100.0	0-0 0.0	0-2 0.0	0-0 0.0
Nov. 15	at San Diego St.	L 7-17	1-1 100.0	0-0 0.0	1-1 100.0	0-0 0.0	0-0 0.0	0-0 0.0
Nov. 22	Colorado St.	W 49-21	0-0 0.0	0-0 0.0	0-0 0.0	0-0 0.0	0-0 0.0	0-0 0.0
Nov. 28	at Utah St.	W 25-24	1-4 25.0	1-1 100.0	0-1 0.0	0-1 0.0	0-1 0.0	0-0 0.0
Dec. 5	vs. UNLV	W 38-21	0-1 0.0	0-0 0.0	0-0 0.0	0-1 0.0	0-0 0.0	0-0 0.0
Boise State			17-33 51.5	4-5 80.0	4-6 66.7	3-7 42.9	6-15 40.0	0-0 0.0
Opponents			9-23 39.1	0-3 0.0	3-6 50.0	3-4 75.0	3-10 30.0	0-0 0.0

TIME OF POSSESSION

Date	Opponent	Score	Overall	1st Qtr	2nd Qtr	3rd Qtr	4th Qtr	OT
Aug. 28	at USF	L 7-34	36:21	10:47	07:57	08:50	08:47	00:00
Sept. 5	Eastern Washington	W 51-14	28:24	04:34	08:08	04:53	10:49	00:00
Sept. 20	at Air Force	W 49-37	23:40	07:39	08:09	02:13	05:39	00:00
Sept. 27	App State	W 47-14	38:10	08:31	07:04	10:38	11:57	00:00
Oct. 4	at #21/21 Notre Dame	L 7-28	35:46	07:39	07:37	08:49	11:41	00:00
Oct. 11	New Mexico	W 41-25	40:35	12:15	10:33	05:38	12:09	00:00
Oct. 18	UNLV	W 56-31	27:53	05:33	05:55	05:48	10:37	00:00
Oct. 24	at Nevada	W 24-3	34:19	06:46	07:49	08:38	11:06	00:00
Nov. 1	Fresno St.	L 7-30	26:46	04:40	12:29	04:16	05:21	00:00
Nov. 15	at San Diego St.	L 7-17	31:05	08:43	08:56	07:29	05:57	00:00
Nov. 22	Colorado St.	W 49-21	36:55	08:07	13:48	07:19	07:41	00:00
Nov. 28	at Utah St.	W 25-24	36:58	07:49	11:43	07:26	10:00	00:00
Dec. 5	vs. UNLV	W 38-21	31:20	06:28	08:45	06:17	09:50	00:00
Boise State			Total 431:27	95:41	124:30	88:14	123:02	00:00
			Avg. 33:11	07:22	09:35	06:47	09:28	00:00
Opponents			Total 348:33	82:00	87:49	81:06	97:38	00:00
			Avg. 26:49	06:18	06:45	06:14	07:31	00:00



2025 RED ZONE STATISTICS

BOISE STATE INSIDE THE RED ZONE

Date	Opponent	Score	Times		Total	Rush	Pass	FGs	---- Failed to score inside RZ ----						
			In RZ	Scored		TDs	TDs	Made	FGA	Downs	Int	Fumb	Half	Game	
Aug. 28	at South Fla.	L 7-34	3	1	7	1	0	1	0	0	0	2	0	0	0
Sept. 5	Eastern Wash.	W 51-14	8	6	37	5	4	1	1	2	1	0	0	0	0
Sept. 20	at Air Force	W 49-37	4	3	21	3	2	1	0	0	0	1	0	0	0
Sept. 27	App State	W 47-14	4	3	17	2	0	2	1	1	1	0	0	0	0
Oct. 4	at #21/21 Notre Dame	L 7-28	1	1	7	1	1	0	0	0	0	0	0	0	0
Oct. 11	New Mexico	W 41-25	5	5	31	4	2	2	1	1	0	0	0	0	0
Oct. 18	UNLV	W 56-31	3	3	21	3	1	2	0	0	0	0	0	0	0
Oct. 24	at Nevada	W 24-3	4	4	24	3	3	0	1	1	0	0	0	0	0
Nov. 1	Fresno St.	L 7-30	1	1	7	1	0	1	0	0	0	0	0	0	0
Nov. 15	at San Diego St.	L 7-17	1	1	7	1	1	0	0	0	0	0	0	0	0
Nov. 22	Colorado St.	W 49-21	7	7	41	5	5	0	2	2	0	0	0	0	0
Nov. 28	at Utah St.	W 25-24	5	4	19	2	1	1	2	2	1	0	0	0	0
Dec. 5	vs. UNLV	W 38-21	4	4	28	4	2	2	0	0	0	0	0	0	0
Totals 43 of 50 (86.0%)			50	43	267	35	22	13	8	9	3	1	2	0	0

OPPONENTS INSIDE THE RED ZONE

Date	Opponent	Score	Times		Total	Rush	Pass	FGs	---- Failed to score inside RZ ----						
			In RZ	Scored		TDs	TDs	Made	FGA	Downs	Int	Fumb	Half	Game	
Aug. 28	South Fla.	L 7-34	4	4	24	3	3	0	1	1	0	0	0	0	0
Sept. 5	Eastern Wash.	W 51-14	2	2	14	2	2	0	0	0	0	0	0	0	0
Sept. 20	at Air Force	W 49-37	6	6	37	5	3	2	1	1	0	0	0	0	0
Sept. 27	App State	W 47-14	2	2	14	2	1	1	0	0	0	0	0	0	0
Oct. 4	at #21/21 Notre Dame	L 7-28	4	3	21	3	1	2	0	0	1	0	0	0	0
Oct. 11	New Mexico	W 41-25	3	3	18	2	0	2	1	1	0	0	0	0	0
Oct. 18	UNLV	W 56-31	5	4	24	3	2	1	1	1	1	0	0	0	0
Oct. 24	at Nevada	W 24-3	1	0	0	0	0	0	0	0	1	0	0	0	0
Nov. 1	Fresno St.	L 7-30	5	5	27	3	3	0	2	2	0	0	0	0	0
Nov. 15	at San Diego St.	L 7-17	2	2	14	2	2	0	0	0	0	0	0	0	0
Nov. 22	Colorado St.	W 49-21	3	3	21	3	1	2	0	0	0	0	0	0	0
Nov. 28	at Utah St.	W 25-24	4	3	17	2	2	0	1	1	1	0	0	0	0
Dec. 5	UNLV	W 38-21	3	3	21	3	2	1	0	0	0	0	0	0	0
Totals 40 of 44 (90.9%)			44	40	252	33	22	11	7	7	4	0	0	0	0

BOISE STATE INSIDE THE RED ZONE / UNDER SPENCER DANIELSON

Date	Opponent	Score	Times		Total	Rush	Pass	FGs	---- Failed to score inside RZ ----						
			In RZ	Scored		TDs	TDs	Made	FGA	Downs	Int	Fumb	Half	Game	
Nov. 18, 2023	at Utah State*	W 45-10	3	3	21	3	2	1	0	0	0	0	0	0	0
Nov. 24, 2023	Air Force*	W 27-19	3	2	10	1	1	0	1	1	0	1	0	0	0
Dec. 2, 2023	at UNLV	W 44-20	5	5	27	3	2	1	2	2	0	0	0	0	0
Dec. 16, 2023	vs. UCLA	L 44-20	4	4	16	1	1	0	3	3	0	0	0	0	0
Aug. 31, 2024	at Georgia Southern	W 56-45	4	4	29	4	3	1	0	0	0	0	0	0	0
Sept. 7, 2024	at #7/6 Oregon	L 34-37	5	5	27	3	2	1	2	2	0	0	0	0	0
Sept. 21, 2024	Portland State	W 56-14	6	6	42	6	4	2	0	0	0	0	0	0	0
Sept. 28, 2024	Washington State	W 45-24	3	3	17	2	2	0	1	1	0	0	0	0	0
Oct. 5, 2024	Utah State*	W 62-30	6	5	35	5	2	3	0	0	0	0	0	0	1
Oct. 12, 2024	at Hawai'i*	W 28-7	4	3	14	1	0	1	2	2	0	0	0	0	1
Oct. 25, 2024	at UNLV*	W 29-24	5	5	26	3	2	1	2	2	0	0	0	0	0
Nov. 1, 2024	San Diego State*	W 56-24	7	7	49	7	3	4	0	0	0	0	0	0	0
Nov. 9, 2024	Nevada*	W 28-21	5	4	28	4	3	1	0	0	0	0	0	0	1
Nov. 16, 2024	at San Jose State*	W 42-21	5	4	28	4	3	1	0	1	0	0	0	0	0
Nov. 23, 2024	Wyoming*	W 17-13	2	2	10	1	1	0	1	1	0	0	0	0	0
Nov. 29, 2024	Oregon State	W 34-18	6	5	31	4	2	2	1	1	1	0	0	0	0
Dec. 6, 2024	#20/19/19 UNLV	W 21-7	2	2	14	2	1	1	0	0	0	0	0	0	0
Dec. 31, 2024	vs. #4/5/5 Penn State	L 14-31	4	1	7	1	1	0	0	1	0	2	0	0	0
Aug. 28, 2025	at USF	L 7-34	3	1	7	1	0	1	0	0	0	0	2	0	0
Sept. 5, 2025	Eastern Washington	W 51-14	8	6	37	5	4	1	1	2	1	0	0	0	0
Sept. 20, 2025	at Air Force	W 49-37	4	3	21	3	2	1	0	0	0	1	0	0	0
Sept. 27, 2025	App State	W 47-14	4	3	17	2	0	2	1	1	1	0	0	0	0
Oct. 4, 2025	at #21/21 Notre Dame	L 7-28	1	1	7	1	1	0	0	0	0	0	0	0	0
Oct. 11, 2025	New Mexico	W 41-25	5	5	31	4	2	2	1	1	0	0	0	0	0
Oct. 18, 2025	UNLV	W 56-31	3	3	21	3	1	2	0	0	0	0	0	0	0
Oct. 24, 2025	at Nevada	W 24-3	4	4	24	3	3	0	1	1	0	0	0	0	0
Nov. 1, 2025	Fresno St.	L 7-30	1	1	7	1	0	1	0	0	0	0	0	0	0
Nov. 15, 2025	at San Diego St.	L 7-17	1	1	7	1	1	0	0	0	0	0	0	0	0
Nov. 22, 2025	Colorado St.	W 49-21	3	3	21	3	1	2	0	0	0	0	0	0	0
Nov. 28, 2025	at Utah St.	W 25-24	5	4	19	2	1	1	2	2	1	0	0	0	0
Dec. 5, 2025	vs. UNLV	W 38-21	4	4	28	4	2	2	0	0	0	0	0	0	0
Totals 109 of 125 (87.2%)			125	109	679	88	53	35	21	24	4	4	2	0	3



RUSHING GAME-BY-GAME

Player	No-Yds/TD	USF	EWU	USAFA	APP	ND	UNM	UNLV	Nevada	Fresno	SDSU	CSU	USU	UNLV
Dylan Riley	185-1091/10	7-20/0	6-123/1	19-171/4	16-46/0	5-33/0	18-101/0	15-201/1	12-34/1	6-16/0	21-79/1	14-72/1	25-120/1	21-75/0
Sire Gaines	153-795/8	9-44/0	14-98/1	3-34/0	12-69/0	11-39/0	20-65/2	6-24/1	17-61/1	7-39/0	13-78/0	22-149/2	10-31/0	9-64/1
Malik Sherrod	81-406/4	11-27/0	7-42/1	7-80/1	9-49/0	3-6/0	7-16/0	3-3/0	7-27/0	10-67/0	4-6/0	7-56/2	4-16/0	2-11/0
Maddux Madsen	54-80/4	11-31/0	4-35/1	-	2--14/0	13-5/1	7--19/0	4-23/0	8-15/1	1--6/0	DNP	DNP	DNP	4-10/1
Max Cutforth	15--62/0	-	1--2/0	-	1--9/0	DNP	-	-	DNP	4--28/0	3-1/0	3--22/0	3--2/0	DNP
Seth Knothe	12-51/1	DNP	4-14/0	DNP	3-12/0	-	-	-	-	DNP	DNP	5-25/1	DNP	-
Cameron Bates	6-78/2	-	1-20/1	-	-	2-17/0	-	1-35/1	-	1-3/0	-	-	1-3/0	-
Quinton Brown	3-19/0	-	-	-	-	-	-	-	-	-	-	-	2-7/0	1-12/0
Jambres Dubar	3-12/0	DNP	DNP	DNP	DNP	DNP	-	2-10/0	1-2/0	-	DNP	DNP	DNP	DNP
Latrell Caples	1--4/0	-	-	-	-	-	-	-	-	-	-	-	1--4/0	-

RECEIVING GAME-BY-GAME

Player	No-Yds/TD	USF	EWU	USAFA	APP	ND	UNM	UNLV	Nevada	Fresno	SDSU	CSU	USU	UNLV
Latrell Caples	46-547/3	4-58/0	1-11/0	5-87/0	5-84/2	6-52/0	-	1-7/1	3-36/0	1-16/0	7-42/0	7-70/0	3-52/0	3-32/0
Matt Lauter	32-293/1	4-35/0	4-45/0	2-23/1	3-45/0	DNP	4-31/0	1-6/0	2-17/0	4-30/0	-	4-38/0	2-16/0	2-7/0
Chase Penry	27-363/1	1-7/0	-	1-17/0	-	1-7/0	-	1-9/0	3-33/0	5-44/1	3-50/0	3-44/0	6-56/0	3-96/0
Malik Sherrod	26-244/2	3-6/0	-	2-36/0	3-21/0	3-22/0	3-18/0	2-21/1	1-1/0	1-3/0	-	-	6-56/0	2-60/1
Chris Marshall	25-477/2	2-19/1	4-132/0	1-13/0	3-52/0	4-58/0	5-70/0	3-96/1	2-27/0	DNP	DNP	DNP	-	1-10/0
Matt Wagner	23-244/1	1-5/0	2-21/0	2-28/0	3-29/0	2-30/0	-	1-11/0	1-8/0	1-2/0	1-4/0	3-32/0	5-69/1	1-5/0
Ben Ford	21-325/5	4-44/0	3-82/2	1-22/0	3-45/1	3-28/0	6-78/2	1-26/0	DNP	DNP	DNP	DNP	DNP	DNP
Cameron Bates	17-301/1	2-33/0	-	-	1-11/0	-	1-11/0	3-54/0	1-37/0	1-13/0	1-8/0	3-54/0	1-15/0	3-65/1
Dylan Riley	15-149/2	-	1-5/0	2-84/1	1-0/0	2-11/0	1-14/0	-	2-16/0	1--4/0	-	2-4/0	2-10/0	1-9/1
Sire Gaines	10-67/1	3-17/0	1-11/0	-	2-5/0	-	1-4/0	1-20/1	-	1--2/0	-	1-12/0	-	-
Quinton Brown	6-122/2	2-20/0	1-2/0	-	1-29/1	-	-	-	-	-	-	-	1-66/1	1-5/0
Demetric Whitlock Jr.	2-26/0	1-12/0	-	-	-	-	-	1-14/0	-	DNP	DNP	DNP	DNP	DNP
Troy Grizzle	1-10/1	-	-	-	-	-	1-10/1	-	-	-	-	-	-	-
Luke Voorhees	1-7/0	-	-	-	-	1-7/0	-	-	-	-	-	-	-	-

PASSING GAME-BY-GAME

#4 Maddux Madsen	Comp	Att	Int	Pct	Yards	TD	Long	Sacked	Effic.
South Fla.	25	46	0	54.3	225	1	31	1-5	102.6
Eastern Wash.	16	26	0	61.5	307	2	60	0-0	186.1
Air Force	13	23	1	56.5	276	2	75	0-0	177.3
App State	25	37	0	67.6	321	4	34	1-15	176.1
Notre Dame	22	37	4	59.5	215	0	28	4-33	86.6
New Mexico	21	31	0	67.7	226	2	25	4-21	150.3
UNLV	14	23	1	60.9	253	4	45	1-8	202.0
Nevada	15	28	1	53.6	175	0	37	2-10	98.9
Fresno St.	1	4	0	25.0	-4	0	0	1-6	16.6
vs. UNLV	17	31	0	54.8	289	3	46	1-7	165.1
Totals	169	286	7	59.1	2283	18	75	15-105	142.0

#14 Max Cutforth	Comp	Att	Int	Pct	Yards	TD	Long	Sacked	Effic.
South Fla.	2	2	0	100.0	31	0	19	0-0	230.2
Eastern Wash.	1	3	0	33.3	2	0	2	0-0	38.9
Air Force	3	4	0	75.0	34	0	17	0-0	146.4
App State	0	1	0	0.0	0	0	0	1-9	0.0
Fresno St.	14	29	2	48.3	106	1	16	3-31	76.6
San Diego St.	12	18	0	66.7	104	0	19	0-0	115.2
Colorado St.	22	34	0	64.7	239	0	42	2-22	123.8
Utah St.	26	49	0	53.1	341	2	66	2-10	125.0
Totals	80	140	2	57.1	857	3	66	8-72	112.8

#37 Oscar Doyle	Comp	Att	Int	Pct	Yards	TD	Long	Sacked	Effic.
New Mexico	1	1	0	100.0	10	1	10	0-0	514.0
UNLV	1	1	0	100.0	11	0	11	0-0	192.4
Totals	2	2	0	100.0	21	1	11	0-0	353.2

#80 Cameron Bates	Comp	Att	Int	Pct	Yards	TD	Long	Sacked	Effic.
Colorado St.	1	1	0	100.0	15	0	15	0-0	226.0
Totals	1	1	0	100.0	15	0	15	0-0	226.0

KICK RETURNS GAME-BY-GAME

Player	No-Yds	USF	EWU	USAFA	APP	ND	UNM	UNLV	Nevada	Fresno	SDSU	CSU	USU	UNLV
Malik Sherrod	20-407	2-33	1-20	2-38	1-13	-	1-19	2-61	-	2-43	-	2-30	3-62	4-88
Luke Voorhees	2-6	1-6	-	-	-	-	-	-	-	1-0	-	-	-	-



2025 GAME-BY-GAME STATISTICS

PUNT RETURNS GAME-BY-GAME

Player	No-Yds	USF	EWU	USAFA	APP	ND	UNM	UNLV	Nevada	Fresno	SDSU	CSU	USU	UNLV
Malik Sherrod	13-62	-	2-16	1-7	1-0	-	1-7	2-2	1--2	-	1-2	-	1-1	3-29

ALL-PURPOSE YARDS GAME-BY-GAME

Player	Total	USF	EWU	USAFA	APP	ND	UNM	UNLV	Nevada	Fresno	SDSU	CSU	USU	UNLV
Dylan Riley	1240	20	128	255	46	44	115	201	50	12	79	76	130	84
Malik Sherrod	1119	66	78	161	83	28	60	87	26	113	8	86	135	188
Sire Gaines	862	61	109	34	74	39	69	44	61	37	78	161	31	64
Latrell Caples	543	58	11	87	84	52	-	7	36	16	42	70	48	32
Chris Marshall	477	19	132	13	52	58	70	96	27	DNP	DNP	DNP	-	10
Cameron Bates	379	33	20	-	11	17	11	89	37	16	8	54	18	65
Chase Penry	363	7	-	17	-	7	-	9	33	44	50	44	56	96
Ben Ford	325	44	82	22	45	28	78	26	DNP	DNP	DNP	DNP	DNP	DNP
Matt Lauter	293	35	45	23	45	DNP	31	6	17	30	-	38	16	7
Matt Wagner	244	5	21	28	29	30	-	11	8	2	4	32	69	5
Quinton Brown	141	20	2	-	29	-	-	-	-	-	-	-	73	17
A'Marion McCoy	82	-	-	-	26	-	-4	60	-	-	-	DNP	DNP	DNP
Maddux Madsen	80	31	35	-	-14	5	-19	23	15	-6	DNP	DNP	DNP	10
Seth Knothe	51	DNP	14	DNP	12	-	-	-	-	DNP	DNP	25	DNP	-
Ty Benefield	37	-	-	23	-	-	14	-	-	-	-	-	-	-
Jeremiah Earby	37	-	-	-	-	-	-	-	-	-	-	37	-	-
Boen Phelps	33	-	-	-	33	-	-	-	-	-	-	-	-	-
Demetric Whitlock Jr.	26	12	-	-	-	-	-	14	-	DNP	DNP	DNP	DNP	DNP
Trey Tolmaire	21	DNP	21	DNP	DNP	DNP	DNP	-	DNP	DNP	DNP	-	DNP	DNP
Luke Voorhees	13	6	-	-	-	7	-	-	-	-	-	-	-	-
Jambres Dubar	12	DNP	DNP	DNP	DNP	DNP	-	10	2	-	DNP	DNP	DNP	DNP
Troy Grizzle	10	-	-	-	-	-	10	-	-	-	-	-	-	-
Zion Washington	1	-	-	-	-	-	-	-	DNP	DNP	-	1	-	-
Sherrod Smith	-2	-	-	DNP	-2	-	-	-	-	-	DNP	-	-	-
Max Cutforth	-62	-	-2	-	-9	DNP	-	-	DNP	-28	1	-22	-2	DNP

FUMBLES FORCED GAME-BY-GAME

Player	Number	USF	EWU	USAFA	APP	ND	UNM	UNLV	Nevada	Fresno	SDSU	CSU	USU	UNLV
Jayden Virgin-Morgan	2	1	-	-	-	-	1	-	-	-	-	-	-	-
Jaden Mickey	2	-	1	-	-	DNP	-	-	-	-	-	1	-	-
Ty Benefield	1	-	-	-	-	1	-	-	-	-	-	-	-	-
Demetrius Freeney	1	-	-	DNP	-	DNP	-	-	1	-	-	-	-	-
Malakai Williams	1	-	-	-	1	-	-	-	-	-	DNP	-	-	-
Boen Phelps	1	-	-	-	-	-	-	-	-	-	-	-	-	1
Max Stege	1	-	-	-	-	-	-	-	-	-	-	-	1	-

FUMBLES RECOVERED GAME-BY-GAME

Player	Number	USF	EWU	USAFA	APP	ND	UNM	UNLV	Nevada	Fresno	SDSU	CSU	USU	UNLV
Mana Tuioti	2	-	-	-	1	-	-	-	1	-	-	-	-	-
Ty Benefield	1	-	-	-	-	-	-	-	-	-	-	-	-	1
Jayden Virgin-Morgan	1	-	-	-	-	-	-	-	-	-	-	-	1	-
Jeremiah Earby	1	-	-	-	-	-	-	-	-	-	-	1	-	-
Jaden Mickey	1	-	1	-	-	DNP	-	-	-	-	-	-	-	-
Boen Phelps	1	-	-	-	-	-	-	-	1	-	-	-	-	-
Marco Notarainni	1	-	-	-	-	-	1	-	-	-	-	-	-	-

INTERCEPTION RETURNS GAME-BY-GAME

Player	No-Yds	USF	EWU	USAFA	APP	ND	UNM	UNLV	Nevada	Fresno	SDSU	CSU	USU	UNLV
A'Marion McCoy	4-82	-	-	-	1-26	-	1--4	1-60	1-0	-	-	DNP	DNP	DNP
Jeremiah Earby	4-37	-	-	-	-	-	-	-	2-0	-	-	2-37	-	-
Ty Benefield	2-37	-	-	1-23	-	-	1-14	-	-	-	-	-	-	-
Boen Phelps	1-33	-	-	-	1-33	-	-	-	-	-	-	-	-	-
Trey Tolmaire	1-21	DNP	1-21	DNP	DNP	DNP	DNP	-	DNP	DNP	DNP	-	DNP	DNP
Zion Washington	1-1	-	-	-	-	-	-	-	DNP	DNP	-	1-1	-	-
Sherrod Smith	1--2	-	-	DNP	1--2	-	-	-	-	-	DNP	-	-	-



TOTAL TACKLES GAME-BY-GAME

Player	S-A	Total	USF	EWU	USAFA	APP	ND	UNM	UNLV	Nevada	Fresno	SDSU	CSU	USU	UNLV
Ty Benefield	66-34	100	5-1	6-3	8-3	3-4	3-5	2-1	6-1	5-1	9-2	5-6	5-1	2-5	7-1
Marco Notarainni	47-22	69	3-4	3-3	8-2	4-2	3-1	0-2	4-2	5-0	3-1	4-4	4-0	1-0	5-1
Boen Phelps	42-19	61	1-2	1-0	4-3	3-3	2-3	1-0	5-0	3-1	3-1	6-2	3-0	5-2	5-2
Zion Washington	36-23	59	5-2	4-0	5-5	3-1	3-2	1-0	4-1	DNP	DNP	1-5	8-1	1-4	1-2
Jeremiah Earby	37-18	55	3-2	5-1	5-3	1-1	3-2	3-1	3-1	4-0	3-1	4-2	2-1	0-1	1-2
Jayden Virgin-Morgan	23-29	52	2-6	1-0	2-2	2-4	0-2	4-2	3-1	1-2	3-5	0-1	3-0	1-3	1-1
Jake Ripp	20-22	42	2-3	1-1	3-3	0-4	3-3	2-0	1-0	1-0	3-2	4-4	0-1	-	0-1
Jaden Mickey	28-5	33	-	7-0	-	0-2	DNP	-	4-3	2-0	2-0	3-0	2-0	3-0	5-0
A'Marion McCoy	16-11	27	-	1-0	4-2	1-1	3-2	1-0	0-1	3-0	3-3	0-2	DNP	DNP	DNP
Derek Ganter Jr.	16-10	26	-	1-0	-	-	-	3-1	1-3	4-2	6-1	0-1	1-0	0-2	-
Max Stege	14-10	24	0-2	0-1	0-4	2-0	-	0-2	-	1-0	2-0	1-0	3-0	2-0	3-1
Braxton Fely	6-16	22	0-7	0-1	0-1	2-0	1-0	1-1	0-1	1-1	-	0-1	-	0-2	1-1
Dion Washington	5-9	14	1-2	-	0-2	-	1-1	1-1	0-1	-	-	2-2	-	DNP	DNP
Lopez Sanusi	7-6	13	-	1-1	0-1	1-1	DNP	1-0	2-1	-	0-1	1-0	-	1-0	0-1
Michael Madrie	9-3	12	-	-	1-0	1-1	2-0	-	-	1-1	-	1-1	-	1-0	2-0
Sherrod Smith	8-4	12	-	-	DNP	-	-	-	-	-	1-0	DNP	-	4-3	3-1
Malakai Williams	5-6	11	-	-	2-1	1-1	-	-	0-2	0-1	2-0	DNP	-	0-1	-
Davon Banks	5-5	10	1-2	2-0	-	0-2	2-1	DNP	DNP	DNP	-	DNP	DNP	DNP	DNP
Roman Caywood	6-3	9	DNP	-	-	-	-	1-0	1-0	1-0	-	-	1-0	2-2	0-1
David Latu	4-5	9	0-1	1-2	-	DNP	DNP	-	1-1	0-1	1-0	1-0	-	-	-
Franklyn Johnson Jr.	5-3	8	2-0	1-1	-	-	-	1-0	0-2	1-0	-	DNP	-	-	-
Samuel Brooks	5-2	7	DNP	-	DNP	0-1	-	4-1	DNP	1-0	-	-	-	-	-
Demetrius Freeney	6-0	6	-	2-0	DNP	-	DNP	-	1-0	1-0	-	-	1-0	1-0	-
Travis Anderson	5-1	6	-	1-0	-	1-0	-	-	-	-	1-1	-	2-0	-	-
Mana Tuioti	2-4	6	-	-	-	0-1	-	0-2	1-0	-	-	-	1-0	0-1	-
Keanu Mailoto	0-4	4	-	-	0-2	-	-	-	-	-	DNP	0-1	-	0-1	-
Sterling Lane II	3-0	3	DNP	1-0	DNP	1-0	DNP	-	DNP	-	DNP	-	-	DNP	1-0
Dylan Riley	3-1	4	-	-	-	-	-	-	1-0	-	2-0	-	-	0-1	-
Arthur de Boachie	2-1	3	DNP	-	-	0-1	DNP	-	-	-	1-0	-	-	-	1-0
Josiah Alanis	2-0	2	DNP	DNP	DNP	DNP	DNP	DNP	DNP	-	-	-	2-0	DNP	-
Cameron Bates	1-1	2	-	-	-	1-0	0-1	-	-	-	-	-	-	-	-
Syncere Brackett-Lambey	0-2	2	-	0-1	-	-	DNP	DNP	0-1	-	-	-	-	-	DNP
Cole Miller	1-0	1	-	1-0	-	-	-	-	-	-	-	-	-	-	-
Roger Carreon	1-0	1	1-0	-	-	-	-	-	-	-	-	-	-	-	-
Bol Bol	1-0	1	-	-	DNP	DNP	DNP	-	-	-	-	DNP	-	1-0	-
Clay Martineau	0-1	1	-	0-1	-	DNP	DNP	DNP	DNP	DNP	DNP	DNP	DNP	DNP	DNP
Colton Boomer	0-1	1	-	-	-	-	-	-	-	-	-	-	-	-	0-1
Luke Voorhees	0-1	1	-	-	-	-	0-1	-	-	-	-	-	-	-	-



2025 GAME-BY-GAME STATISTICS

TOTAL TACKLES FOR A LOSS GAME-BY-GAME

Player	UA-A	Total	USF	EWU	USAFA	APP	ND	UNM	UNLV	Nevada	Fresno	SDSU	CSU	USU	UNLV
Jayden Virgin-Morgan	7-6	10.0	1.0-6	-	-	1.0-6	-	3.5-9	1.0-1	0.5-4	-	-	1.0-1	1.0-3	1.0-3
Ty Benefield	8-1	8.5	-	3.0-6	2.0-7	-	0.5-4	-	1.0-1	1.0-3	-	-	-	-	1.0-4
Jaden Mickey	7-0	7.0	-	1.0-2	-	-	DNP	-	2.0-13	-	1.0-7	2.0-5	-	-	1.0-2
Max Stege	6-2	7.0	0.5-3	-	-	-	-	0.5-0	-	-	1.0-3	-	1.0-1	2.0-4	2.0-10
Braxton Fely	3-7	6.5	2.0-15	-	-	2.0-15	-	1.0-6	-	0.5-3	-	-	-	1.0-2	-
Marco Notarainni	4-2	5.0	-	0.5-0	-	-	1.0-3	-	1.5-12	1.0-1	-	-	-	-	1.0-12
Malakai Williams	3-2	4.0	-	-	1.0-1	1.0-5	-	-	0.5-1	0.5-3	1.0-1	DNP	-	-	-
Boen Phelps	2-2	3.0	0.5-1	-	-	-	0.5-0	-	-	-	-	-	-	1.0-3	1.0-3
Jake Ripp	2-2	3.0	-	-	-	-	1.5-6	-	-	-	-	1.5-3	-	-	-
Roman Caywood	2-2	3.0	DNP	-	-	-	-	-	-	-	-	-	1.0-1	2.0-6	-
David Latu	1-4	3.0	0.5-0	0.5-1	-	DNP	DNP	-	0.5-4	0.5-2	1.0-1	-	-	-	-
A'Marion McCoy	2-1	2.5	-	-	1.0-1	-	0.5-2	-	-	-	1.0-4	-	DNP	DNP	DNP
Dion Washington	2-1	2.5	1.0-1	-	-	-	-	-	0.5-1	-	-	1.0-1	-	DNP	DNP
Zion Washington	2-1	2.5	-	-	1.0-1	-	0.5-1	-	-	DNP	DNP	-	1.0-11	-	-
Davon Banks	1-1	1.5	1.0-1	-	-	-	0.5-4	DNP	DNP	DNP	-	DNP	DNP	DNP	DNP
Jeremiah Earby	1-1	1.5	0.5-4	-	1.0-1	-	-	-	-	-	-	-	-	-	-
Michael Madrie	1-1	1.5	-	-	-	-	-	-	-	-	-	0.5-2	-	-	1.0-2
Sterling Lane II	1-0	1.0	DNP	-	DNP	1.0-1	DNP	-	DNP	-	DNP	-	-	DNP	-
Bol Bol	1-0	1.0	-	-	DNP	DNP	DNP	-	-	-	-	DNP	-	1.0-8	-
Lopez Sanusi	1-0	1.0	-	1.0-5	-	-	DNP	-	-	-	-	-	-	-	-
Derek Ganter Jr.	0-1	0.5	-	-	-	-	-	-	-	-	-	-	-	0.5-1	-
Clay Martineau	0-1	0.5	-	0.5-1	-	DNP	DNP	DNP	DNP	DNP	DNP	DNP	DNP	DNP	DNP
Sherrod Smith	0-1	0.5	-	-	DNP	-	-	-	-	-	-	DNP	-	0.5-1	-
Syncere Brackett-Lambey	0-1	0.5	-	0.5-0	-	-	DNP	DNP	-	-	-	-	-	-	DNP

SACKS GAME-BY-GAME

PLAYER	UA-A	Total	USF	EWU	USAFA	APP	ND	UNM	UNLV	Nevada	Fresno	SDSU	CSU	USU	UNLV
Braxton Fely	3-5	5.5	1.5-14	-	-	2-15	-	1-6	-	0.5-3	-	-	-	0.5-2	-
Jayden Virgin-Morgan	3-2	4	0.5-5	-	-	1-6	-	1-2	-	0.5-4	-	-	-	-	1-3
Malakai Williams	2-1	2.5	-	-	1-1	1-5	-	-	-	0.5-3	-	DNP	-	-	-
Marco Notarainni	2-1	2.5	-	-	-	-	-	-	1.5-12	-	-	-	-	-	1-12
Sterling Lane II	1-0	1	DNP	-	DNP	1-1	DNP	-	DNP	-	DNP	-	-	DNP	-
Dion Washington	1-0	1	1-1	-	-	-	-	-	-	-	-	-	-	DNP	DNP
Jaden Mickey	1-0	1	-	-	-	-	DNP	-	1-12	-	-	-	-	-	-
Zion Washington	1-0	1	-	-	-	-	-	-	-	DNP	DNP	-	1-11	-	-
Bol Bol	1-0	1	-	-	DNP	DNP	DNP	-	-	-	-	DNP	-	1-8	-
Lopez Sanusi	1-0	1	-	1-5	-	-	DNP	-	-	-	-	-	-	-	-
David Latu	0-2	1	-	-	-	DNP	DNP	-	0.5-4	0.5-2	-	-	-	-	-
Jeremiah Earby	0-1	0.5	0.5-4	-	-	-	-	-	-	-	-	-	-	-	-
Roman Caywood	0-1	0.5	DNP	-	-	-	-	-	-	-	-	-	-	0.5-3	-
Max Stege	0-1	0.5	0.5-3	-	-	-	-	-	-	-	-	-	-	-	-



BOISE STATE INDIVIDUAL HIGHS

Category	No.	Player vs. Opponent (Date)
RUSHES	25	Dylan Riley at Utah St. (11/28/2025)
YARDS RUSHING	201	Dylan Riley vs UNLV (10/18/2025)
TD RUSHES	4	Dylan Riley at Air Force (09/20/2025)
LONG RUSH	77	Dylan Riley vs Eastern Wash. (09/05/2025)
PASS ATTEMPTS	49	Max Cutforth at Utah St. (11/28/2025)
PASS COMPLETIONS	26	Max Cutforth at Utah St. (11/28/2025)
YARDS PASSING	341	Max Cutforth at Utah St. (11/28/2025)
TD PASSES	4	Maddux Madsen vs UNLV (10/18/2025)
	4	Maddux Madsen vs App State (09/27/2025)
LONG PASS	75	Maddux Madsen at Air Force (09/20/2025)
RECEPTIONS	7	Latrell Caples vs Colorado St. (11/22/2025)
	7	Latrell Caples at San Diego St. (11/15/2025)
YARDS RECEIVING	132	Chris Marshall vs Eastern Wash. (09/05/2025)
TD RECEPTIONS	2	Ben Ford vs New Mexico (10/11/2025)
	2	Latrell Caples vs App State (09/27/2025)
	2	Ben Ford vs Eastern Wash. (09/05/2025)
LONG RECEPTION	75	Dylan Riley at Air Force (09/20/2025)
PUNTS	7	Oscar Doyle at San Diego St. (11/15/2025)
	7	Oscar Doyle vs Fresno St. (11/01/2025)
PUNTING AVG	53.5	Oscar Doyle vs Eastern Wash. (09/05/2025)
LONG PUNT	59	Oscar Doyle vs Eastern Wash. (09/05/2025)
PUNTS INSIDE 20	3	Oscar Doyle at San Diego St. (11/15/2025)
LONG PUNT RETURN	17	Malik Sherrod vs UNLV (12/05/2025)
LONG KICKOFF RETURN	40	Malik Sherrod vs UNLV (10/18/2025)
TACKLES	11	Ty Benefield at San Diego St. (11/15/2025)
	11	Ty Benefield vs Fresno St. (11/01/2025)
	11	Ty Benefield at Air Force (09/20/2025)
SACKS	2	Braxton Fely vs App State (09/27/2025)
TACKLES FOR LOSS	3.5	Jayden Virgin-Morgan vs New Mexico (10/11/2025)

BOISE STATE TEAM HIGHS

Category	No.	Opponent (Date)
RUSHES	54	New Mexico (10/11/2025)
YARDS RUSHING	328	Eastern Wash. (09/05/2025)
YARDS PER RUSH	9.1	at Air Force (09/20/2025)
TD RUSHES	6	Colorado St. (11/22/2025)
PASS ATTEMPTS	49	at Utah St. (11/28/2025)
PASS COMPLETIONS	27	at South Fla. (08/28/2025)
YARDS PASSING	341	at Utah St. (11/28/2025)
YARDS PER PASS	11.5	at Air Force (09/20/2025)
TD PASSES	4	UNLV (10/18/2025)
	4	App State (09/27/2025)
TOTAL PLAYS	95	at Utah St. (11/28/2025)
TOTAL OFFENSE	637	Eastern Wash. (09/05/2025)
YARDS PER PLAY	10.2	at Air Force (09/20/2025)
POINTS	56	UNLV (10/18/2025)
SACKS BY	5	App State (09/27/2025)
FIRST DOWNS	32	Colorado St. (11/22/2025)
PENALTIES	13	at Notre Dame (10/04/2025)
PENALTY YARDS	112	at Notre Dame (10/04/2025)
TURNOVERS	4	at Notre Dame (10/04/2025)
PUNTS	7	at San Diego St. (11/15/2025)
	7	Fresno St. (11/01/2025)
PUNTING AVG	53.5	Eastern Wash. (09/05/2025)
LONG PUNT	59	Eastern Wash. (09/05/2025)
PUNTS INSIDE 20	3	at San Diego St. (11/15/2025)
LONG PUNT RETURN	17	UNLV (12/05/2025)

OPPONENT INDIVIDUAL HIGHS

Category	No.	Player vs. Opponent (Date)
RUSHES	25	Lucky Sutton at San Diego St. (11/15/2025)
YARDS RUSHING	150	Lucky Sutton at San Diego St. (11/15/2025)
TD RUSHES	2	Jayden Denegal at San Diego St. (11/15/2025)
	2	Byrum Brown at South Fla. (08/28/2025)
LONG RUSH	64	Dylan Carson at Air Force (09/20/2025)
PASS ATTEMPTS	46	Darius Curry vs Colorado St. (11/22/2025)
PASS COMPLETIONS	26	Darius Curry vs Colorado St. (11/22/2025)
YARDS PASSING	293	Darius Curry vs Colorado St. (11/22/2025)
TD PASSES	2	Darius Curry vs Colorado St. (11/22/2025)
	2	Anthony Colandrea vs UNLV (10/18/2025)
	2	CJ Carr at Notre Dame (10/04/2025)
	2	Liam Szarka at Air Force (09/20/2025)
LONG PASS	79	Darius Curry vs Colorado St. (11/22/2025)
RECEPTIONS	8	Cade Harris at Air Force (09/20/2025)
YARDS RECEIVING	177	Cade Harris at Air Force (09/20/2025)
TD RECEPTIONS	1	13 different players
LONG RECEPTION	79	Javion Kinnard vs Colorado St. (11/22/2025)
FIELD GOALS	3	Dylan Lynch vs Fresno St. (11/01/2025)
LONG FIELD GOALS	52	Nico Gramatica at South Fla. (08/28/2025)
PUNTS	8	Landon Ogles vs Eastern Wash. (09/05/2025)
PUNTING AVG	47.4	Ian Ratliff vs App State (09/27/2025)
LONG PUNT	62	Landon Ogles vs Eastern Wash. (09/05/2025)
PUNTS INSIDE 20	4	Cam Brown vs UNLV (10/18/2025)
LONG PUNT RETURN	45	Juan Berchal vs App State (09/27/2025)
LONG KICKOFF RETURN	100	Damon Bankston vs New Mexico (10/11/2025)
TACKLES	18	Jace Bellah vs Colorado St. (11/22/2025)
	18	Jaxton Eck vs New Mexico (10/11/2025)
SACKS	2	Finn Claypool vs Fresno St. (11/01/2025)
	2	Keyshawn James-Newby vs New Mexico (10/11/2025)
TACKLES FOR LOSS	3	Simeon Harris vs Fresno St. (11/01/2025)
	3	Keyshawn James-Newby vs New Mexico (10/11/2025)
INTERCEPTIONS	2	Leonard Moore at Notre Dame (10/04/2025)

OPPONENT TEAM HIGHS

Category	No.	Opponent
RUSHES	55	at Air Force (09/20/2025)
YARDS RUSHING	277	at San Diego St. (11/15/2025)
YARDS PER RUSH	6.5	UNLV (10/18/2025)
TD RUSHES	3	at Utah St. (11/28/2025)
	3	Fresno St. (11/01/2025)
	3	at Air Force (09/20/2025)
	3	at South Fla. (08/28/2025)
PASS ATTEMPTS	46	Colorado St. (11/22/2025)
PASS COMPLETIONS	26	Colorado St. (11/22/2025)
YARDS PASSING	293	Colorado St. (11/22/2025)
YARDS PER PASS	12.3	at Air Force (09/20/2025)
TD PASSES	2	Colorado St. (11/22/2025)
	2	UNLV (10/18/2025)
	2	New Mexico (10/11/2025)
	2	at Notre Dame (10/04/2025)
	2	at Air Force (09/20/2025)
TOTAL PLAYS	75	at Air Force (09/20/2025)
TOTAL OFFENSE	514	at Air Force (09/20/2025)
YARDS PER PLAY	7.2	at Notre Dame (10/04/2025)
POINTS	37	at Air Force (09/20/2025)
SACKS BY	4	Fresno St. (11/01/2025)
	4	New Mexico (10/11/2025)
	4	at Notre Dame (10/04/2025)
FIRST DOWNS	24	at Air Force (09/20/2025)
PENALTIES	11	at Utah St. (11/28/2025)
	11	at Notre Dame (10/04/2025)
	11	App State (09/27/2025)
PENALTY YARDS	112	at Notre Dame (10/04/2025)
TURNOVERS	5	at Nevada (10/24/2025)
PUNTS	8	Fresno St. (11/01/2025)
	8	Eastern Wash. (09/05/2025)
PUNTING AVG	47.4	App State (09/27/2025)
LONG PUNT	62	Eastern Wash. (09/05/2025)
PUNTS INSIDE 20	4	UNLV (10/18/2025)
LONG PUNT RETURN	45	App State (09/27/2025)



CAREER VS. OPPONENT

CAREER STATS vs. WASHINGTON

NAME	GP-GS	RUSHING					PASSING					RECEIVING					TACKLES			FUMB			PASS DEF			KRET			PRET			PUNT				FG		PAT		TOT			
		RU	YDS	AVG	TD	LG	C-A-I	YDS	TD	LG	REC	YDS	AVG	TD	LG	UT	AT	TOT	TFL	SK	FF	FR	PD	INT	TD	KR	YDS	TD	PR	YDS	TD	PU	YDS	AVG	LG	M-A	LG	M-A	2PT	PTS			
Ty Benefield	1-0															2		2																									
Roger Carreon	1-1																																										
Kage Casey	1-1																																										
Oscar Doyle	1-1																																6	262	43.7	51							
Jeremiah Earby	2-2															6	1	7					1																				
Braxton Fely	1-1																																										
Mason Hutton	1-0																																										
Matt Lauter	1-0																																										
Maddux Madsen	1-0	3	12	4.0		5	3-7-0	20		8																																	
Chase Martin	1-0																																										
A'Marion McCoy	1-0															1		1																									
Marco Notarainni	1-0																1	1																									
Chase Penry	2-0																												1	23													
Jake Ripp	1-0															2	1	3																									
Max Stege	1-0																																										
Jayden Virgin-Morgan	1-0															1	2	3																									
Luke Voorhees	1-0																																										
Zion Washington	1-0															2		2																									
Jabril Frazier	1-0																																										
Matt Miller	2-2										12	121	10.1		36																												
James Montgomery	1-0	3	3	1.0		10																																					



NO. 25 BOISE STATE DROPS SEASON OPENER

AUG. 28, 2025 • RAYMOND JAMES STADIUM • TAMPA, FLA. • ATT: 34,707

TEAM STATISTICS

	BOI	USF
FIRST DOWNS	25	15
Rushing	12	7
Passing	11	5
Penalty	2	3
NET YARDS RUSHING	122	117
Rushing Attempts	38	28
Average Per Rush	3.2	4.2
Rushing Touchdowns	0	3
Yards Gained Rushing	146	147
Yards Lost Rushing	24	30
NET YARDS PASSING	256	255
Completions-Attempts-Int	27-48-0	17-25-0
Average Per Attempt	5.3	10.2
Average Per Completion	9.5	15.0
Passing Touchdowns	1	1
TOTAL OFFENSE YARDS	378	372
Total offense plays	86	53
Average Gain Per Play	4.4	7.0
Fumbles: Number-Lost	5-3	1-0
Penalties: Number-Yards	8-57	7-56
PUNTS-YARDS	4-191	4-169
Average Yards Per Punt	47.8	42.2
Net Yards Per Punt	40.8	42.2
Inside 20	0	1
50+ Yards	1	1
Touchbacks	1	0
Fair catch	1	2
KICKOFF-YARDS	2-130	7-418
Average Yards Per Kickoff	65.0	59.7
Net Yards Per Kickoff	40	39.9
Touchbacks	2	4
Fair Catch Yards	0	0
Punt returns: Number-Yards-TD	0-0-0	1-8-0
AVERAGE PER RETURN	0.0	8.0
Kickoff returns: Number-Yds-TD	3-39-0	0-0-0
AVERAGE PER RETURN	13.0	0.0
Interceptions: Number-Yds-TD	0-0-0	0-0-0
FUMBLE RETURNS: NUMBER-YDS-TD	0-0-0	1-22-0
MISCELLANEOUS YARDS	0	0
POSSESSION TIME	36:21	23:39
1st Quarter	10:47	04:13
2nd Quarter	07:57	07:03
3rd Quarter	08:50	06:10
4th Quarter	08:47	06:13
Third-Down Conversions	6-17	5-14
Fourth-Down Conversions	2-6	1-2
Red-Zone Scores-Chances	1-3	4-4
Touchdowns	1	3
Field goals	0	1
Sacks By: Number-Yards	4-27	1-5
PAT Kicks	1-1	4-4
2Pts Conversions	0-0	0-0
Field Goals	0-0	2-2
Points off Turnover	0	0

#25 BOISE STATE
SOUTH FLORIDA

7	0	0	0
0	10	14	10

7
34

Qtr.	Time	Team	Scoring Play
1st	01:10	BOI	#5 C.Marshall 6 yd pass from #4 M.Madsen (#35 C.Boomer kick)
2nd	12:39	USF	#7 N.Gramatica 52 yd FG
2nd	06:34	USF	#17 B.Brown 23 yd rush (#7 N.Gramatica kick),
3rd	08:18	USF	#11 K.Singleton 45 yd pass from #13 L.Hewlett (#7 N.Gramatica kick),
3rd	01:44	USF	#17 B.Brown 15 yd rush (#7 N.Gramatica kick)
4th	13:26	USF	#5 C.Norton 8 yd rush (#7 N.Gramatica kick),
4th	03:29	USF	#7 N.Gramatica 33 yd FG

Plays-Yds	TOP	BOI-USF
9-38	04:35	7-0
10-41	03:31	7-3
8-80	03:10	7-10
4-49	01:35	7-17
3-77	01:03	7-24
5-43	02:09	7-31
5-56	03:05	7-34

TAMPA, Fla. — No. 25 Boise State opened its 2025 campaign with a 34-7 road loss to USF on Thursday.

The Broncos (0-1) notched the first score of the game late in the first quarter, but the Bulls (1-0) responded with 34 unanswered points to claim the victory.

Boise State got on the board first. After the Broncos earned a fourth-down stop in the Bulls' own territory, the Blue and Orange powered through a nine-play, 38-yard scoring drive. Maddux Madsen found Chris Marshall for a six-yard touchdown reception for the first Bronco touchdown of the season.

USF responded, earning a spot on the scoreboard with a 52-yard field goal on the ensuing drive. The Bulls took the lead with an 8-play, 80-yard touchdown drive midway through the quarter to take a 10-7 lead at intermission.

USF took a double-digit lead with a 45-yard touchdown pass off a fake punt midway through the third quarter. The Bulls continued the attack with touchdowns on back-to-back drives to claim a 31-7 advantage in the final frame.

#25 BOISE STATE

Rushing	Att	Yds	TD	Lg	Avg
Sire Gaines	9	44	0	14	4.9
Maddux Madsen	11	31	0	14	2.8
Malik Sherrod	11	27	0	9	2.5
Dylan Riley	7	20	0	7	2.9
Passing	C-A-I	Yds	TD	Lg	Sack
Maddux Madsen	25-46-0	225	1	31	1
Max Cutforth	2-2-0	31	0	19	0
Receiving	Rec	Yds	YAC	TD	Lg
Latrell Caples	4	58	20	0	16
Ben Ford	4	44	7	0	24
Matt Lauter	4	35	6	0	20
Sire Gaines	3	17	24	0	7
Malik Sherrod	3	6	5	0	5
Cameron Bates	2	33	11	0	31
Quinton Brown	2	20	6	0	19
Chris Marshall	2	19	3	1	13
Demetric Whitlock Jr.	1	12	14	0	12
Chase Penry	1	7	5	0	7
Matt Wagner	1	5	2	0	5
Dylan Riley	0	0	0	0	0

SOUTH FLORIDA

Rushing	Att	Yds	TD	Lg	Avg
Alvon Isaac	3	52	0	49	17.3
Byrum Brown	14	43	2	23	3.1
Cartevious Norton	7	15	1	8	2.1
Sam Franklin	3	7	0	5	2.3
Christian Neptune	1	0	0	0	0.0
Passing	C-A-I	Yds	TD	Lg	Sack
Byrum Brown	16-24-0	210	0	55	4
Locklan Hewlett	1-1-0	45	1	45	0
Receiving	Rec	Yds	YAC	TD	Lg
Keshaun Singleton	5	93	60	1	45
Chas Nimrod	3	96	16	0	55
Mudia Reuben	3	12	17	0	6
Joshua Porter	2	5	9	0	5
Cartevious Norton	1	24	29	0	24
Alvon Isaac	1	15	21	0	15
Weston Wolff	1	7	6	0	7
Wyatt Sullivan	1	3	3	0	3

Defensive	TOT	Sk	TFL	FF	FR	INT	PBU	QH
Jayden Virgin-Morgan	8	0.5-5	1.0-6	1	0-0	0-0	0	0
Zion Washington	7	0.0-0	0.0-0	0	0-0	0-0	0	0
Marco Notarainni	7	0.0-0	0.0-0	0	0-0	0-0	0	0
Braxton Fely	7	1.5-14	2.0-15	0	0-0	0-0	0	0
Ty Benefield	6	0.0-0	0.0-0	0	0-0	0-0	0	0
Jeremiah Earby	5	0.5-4	0.5-4	0	0-0	0-0	0	0
Jake Ripp	5	0.0-0	0.0-0	0	0-0	0-0	0	0
Davon Banks	3	0.0-0	1.0-1	1	0-0	0-0	0	0
Boen Phelps	3	0.0-0	0.5-1	0	0-0	0-0	0	0
Dion Washington	3	1.0-1	1.0-1	0	0-0	0-0	0	0
Franklyn Johnson Jr.	2	0.0-0	0.0-0	0	0-0	0-0	0	0
Max Stege	2	0.5-3	0.5-3	0	0-0	0-0	0	0
Roger Carreon	1	0.0-0	0.0-0	0	0-0	0-0	0	0
David Latu	1	0.0-0	0.5-0	0	0-0	0-0	0	0
A'Marion McCoy	0	0.0-0	0.0-0	0	0-0	0-0	1	0

Defensive	TOT	Sk	TFL	FF	FR	INT	PBU	QH
Jhalyn Shuler	14	0.0-0	1.0-2	0	1-0	0-0	1	0
De'Shawn Rucker	11	0.0-0	0.5-1	0	0-0	0-0	1	0
Mac Harris	8	0.0-0	0.0-0	1	0-0	0-0	0	1
Tavin Ward	8	0.0-0	0.0-0	0	0-0	0-0	1	0
Jonas Duclona	6	0.0-0	1.0-2	1	0-0	0-0	1	0
James Chenault	6	0.0-0	0.0-0	0	0-0	0-0	0	0
Rico Watson III	5	1.0-5	1.5-6	0	0-0	0-0	0	0
Jarvis Lee	4	0.0-0	0.0-0	0	0-0	0-0	1	1
Jacob Merrifield	4	0.0-0	0.0-0	0	0-0	0-0	0	0
Dennard Flowers	4	0.0-0	0.0-0	0	0-0	0-0	0	0
Fred Gaskin	3	0.0-0	0.0-0	0	0-0	0-0	1	0
Rodney Hill	2	0.0-0	0.0-0	0	0-0	0-0	0	0
Zavier Hamilton	2	0.0-0	0.0-0	0	0-0	0-0	0	0
Kajuan Banks	2	0.0-0	0.5-0	0	0-0	0-0	0	0
Josh Celiscar	2	0.0-0	0.5-0	0	0-0	0-0	0	2
Ira Singleton	2	0.0-0	0.0-0	0	0-2	22	0-0	1
Boogsie Silvera	2	0.0-0	0.0-0	0	0-0	0-0	0	0
Cedrick Hawkins Jr.	1	0.0-0	0.0-0	0	0-0	0-0	0	0
Traevon Mitchell	1	0.0-0	0.0-0	0	0-0	0-0	0	0



BOISE STATE ROUTS EASTERN WASHINGTON IN HOME OPENER

SEPT. 5, 2025 • ALBERTSONS STADIUM • BOISE, IDAHO • ATT: 32,887

TEAM STATISTICS

	EWU	BOI
FIRST DOWNS	13	22
Rushing	7	11
Passing	5	11
Penalty	1	0
NET YARDS RUSHING	117	328
Rushing Attempts	31	39
Average Per Rush	3.8	8.4
Rushing Touchdowns	2	5
Yards Gained Rushing	125	348
Yards Lost Rushing	8	20
NET YARDS PASSING	176	309
Completions-Attempts-Int	19-37-1	17-29-0
Average Per Attempt	4.8	10.7
Average Per Completion	9.3	18.2
Passing Touchdowns	0	2
TOTAL OFFENSE YARDS	293	637
Total offense plays	68	68
Average Gain Per Play	4.3	9.4
Fumbles: Number-Lost	1-1	1-0
Penalties: Number-Yards	5-39	6-55
PUNTS-YARDS	8-318	2-107
Average Yards Per Punt	39.8	53.5
Net Yards Per Punt	37.8	53.5
Inside 20	2	1
50+ Yards	2	1
Touchbacks	0	0
Fair catch	3	1
KICKOFF-YARDS	3-195	9-585
Average Yards Per Kickoff	65.0	65.0
Net Yards Per Kickoff	41.7	40
Touchbacks	1	9
Fair Catch Yards	25	0
Punt returns: Number-Yards-TD	0-0-0	2-16-0
AVERAGE PER RETURN	0.0	8.0
Kickoff returns: Number-Yards-TD	0-0-0	1-20-0
AVERAGE PER RETURN	0.0	20.0
Interceptions: Number-Yds-TD	0-0-0	1-21-0
FUMBLE RETURNS: NUMBER-YDS-TD	0-0-0	0-0-0
MISCELLANEOUS YARDS	0	0
POSSESSION TIME	30:00	30:00
1st Quarter	08:55	06:05
2nd Quarter	08:23	06:37
3rd Quarter	07:09	07:51
4th Quarter	05:33	09:27
Third-Down Conversions	6-18	7-13
Fourth-Down Conversions	1-3	0-1
Red-Zone Scores-Chances	2-2	6-8
Touchdowns	2	5
Field goals	0	1
Sacks By: Number-Yards	0-0	1-5
PAT Kicks	2-2	6-7
2Pts Conversions	0-0	0-0
Field Goals	0-0	1-3
Points off Turnover	0	2

EASTERN WASHINGTON	0	7	0	7	14
BOISE STATE	20	10	7	14	51

Qtr.	Time	Team	Scoring Play	Plays-Yds	TOP	EWU-BOI
1st	13:30	BOI	#20 M. Sherrod 20 yd rush (#35 C.Boomer kick blocked)	3-75	01:10	0-6
1st	10:01	BOI	#26 S. Gaines 8 yd rush (#35 C.Boomer kick)	6-41	02:03	0-13
1st	02:49	BOI	#82 B.Ford 60 yd pass from #4 M.Madsen (#35 C.Boomer kick)	1-60	00:08	0-20
2nd	08:53	EWU	#15 J. Taylor 5 yd rush (#16 S.McKee kick)	10-72	04:43	7-20
2nd	06:26	BOI	#4 Madsen 11 yd rush (#48 C.Moore kick)	5-80	02:19	7-27
2nd	00:50	BOI	#48 C.Moore 35 yd FG	5-31	00:53	7-30
3rd	04:55	BOI	#80 C.Bates 20 yd rush (#48 C.Moore kick)	9-65	04:53	7-37
4th	11:56	BOI	#82 B.Ford 6 yd pass from #4 M.Madsen (#48 C.Moore kick)	12-90	06:02	7-44
4th	05:30	EWU	#2 N.Bell 2 yd rush (#16 S.McKee kick)	6-80	02:46	14-44
4th	03:54	BOI	#24 D.Riley 77 yd rush (#48 C.Moore kick)	3-75	01:36	14-51

BOISE, Idaho – Boise State dominated in convincing fashion Friday night, defeating Eastern Washington 51-14 in the squad's home opener at Albertsons Stadium.

The Broncos (1-1) were razor-sharp offensively, finishing with 637 total yards. Boise State recorded 328 yards from the ground attack and 309 yards in the air, marking the first time the squad has recorded over 300 yards in both areas since a Sept. 8, 2018 victory over Connecticut.

Defensively, the Blue and Orange limited the Eagles (0-2) to 117 rushing yards and 176 yards passing. Eastern Washington was held to single digits until a late touchdown with just under four minutes left in regulation.

Maddux Madsen was efficient in the pocket, matching his career-high with 307 passing yards and throwing for two touchdowns. Both scores were thrown to redshirt senior Ben Ford, including the Eagle, Idaho native's first career touchdown with a 60-yard strike in the opening quarter. Chris Marshall also added a career-high 132 receiving yards in the win.

Madsen was also one of five different Broncos to find the orange end zone from the ground, recording his eighth career rushing touchdown with an 11-yard score midway through the second frame. Malik Sherrod opened the gates first for Boise State, scoring his first touchdown as a Bronco not even two minutes into the contest with a 20-yard scamper. A little over three minutes later, his backfield mate Sire Gaines capped a six-play, 41-yard drive with an 8-yard touchdown of his own.

Cameron Bates found the end zone on a 20-yard end-around midway through the third quarter, while Dylan Riley's 78-yard rushing touchdown with 3:54 remaining put the exclamation point on the victory.

On the other side of the ball, Ty Benefield matched his career-high with nine tackles and three tackles-for-loss. Jaden Mickey, in his first career start with the Blue and Orange, notched a career-high seven tackles on the night, and became the first Bronco to force and recover the same fumble since Kekaula Kaniho did so against Hawai'i on Oct. 12, 2019.

E. WASHINGTON

Rushing	Att	Yds	TD	Lg
Jared Taylor	17	76	1	
Nate Bell	9	36	1	
Marceese Yetts	5	5	0	
Passing	C-A-I	Yds	TD	
Jared Taylor	14-28-0	102	0	
Nate Bell	5-9-1	74	0	
Receiving	Rec	Yds	YAC	
Noah Cronquist	4	67	16	
Marceese Yetts	4	7	16	
Nolan Ulm	3	30	14	
Kevin Allen III	3	10	11	
Jaxon Branch	2	6	1	
Miles Williams	1	36	1	
Wesley Garrett	1	15	12	
Zander Cooper	1	5	4	
Turner Turner	0	0	0	

Defensive	TOT	Sk	TFL	FF	FR	IL
Drew Carter	9	0.0-0	0.0-0	0	0-0	0
Ambrose Marsh	6	0.0-0	0.0-0	0	0-0	0
Bryce Smith	5	0.0-0	0.0-0	0	0-0	0
Read Sunn	5	0.0-0	1.0-5	0	0-0	0
Myles Mayovsky	4	0.0-0	0.0-0	0	0-0	0
Ben Voightlander	4	0.0-0	1.5-2	0	0-0	0
Josiah Goode	3	0.0-0	0.0-0	0	0-0	0
Jonathan Landry	3	0.0-0	0.0-0	0	0-0	0
Tylin Jackson	3	0.0-0	1.0-6	0	0-0	0
Jaylon Jenkins	2	0.0-0	0.0-0	0	0-0	0
Samurai Anderson	2	0.0-0	0.5-1	0	0-0	0
Jirah Leaupepete	2	0.0-0	0.0-0	0	0-0	0
Vincent Macaluso	2	0.0-0	0.0-0	0	0-0	0
Miles Williams	1	0.0-0	0.0-0	0	0-0	0
Boden Gardner	1	0.0-0	0.0-0	0	0-0	0
Tyson Jacobson	1	0.0-0	0.0-0	0	0-0	0
Dre Greeley	1	0.0-0	0.0-0	0	0-0	0
Dishawn Misa	1	0.0-0	1.0-4	0	0-0	0
Kevin Allen III	1	0.0-0	0.0-0	0	0-0	0

BOISE STATE

Rushing	Att	Yds	TD	Lg	Avg
Dylan Riley	6	123	1	77	20.5
Sire Gaines	14	98	1	46	7.0
Malik Sherrod	7	42	1	20	6.0
Maddux Madsen	4	35	1	14	8.8
Cameron Bates	1	20	1	20	20.0
Seth Knothe	4	14	0	4	3.5
Passing	C-A-I	Yds	TD	Lg	Sack
Maddux Madsen	16-26-0	307	2	60	0
Max Cutforth	1-3-0	2	0	2	0
Receiving	Rec	Yds	YAC	TD	Lg
Cade Harris	8	177	74	0	74
Quin Smith	3	65	1	1	32
Bruin Fleischmann	1	5	0	1	5
Cade Frew	1	-1	2	0	0
Tre Roberson	0	0	0	0	0

Defensive	TOT	Sk	TFL	FF	FR	INT	PBU	QH
Ty Benefield	9	0.0-0	3.0-6	0	0-0	0-0	0	0
Jaden Mickey	7	0.0-0	1.0-2	1	1-0	0-0	0	0
Jeremiah Earby	6	0.0-0	0.0-0	0	0-0	0-0	0	0
Marco Notaraini	6	0.0-0	0.5-0	0	0-0	0-0	0	4
Zion Washington	4	0.0-0	0.0-0	0	0-0	0-0	1	0
David Latu	3	0.0-0	0.5-1	0	0-0	0-0	0	0
Davon Banks	2	0.0-0	0.0-0	0	0-0	0-0	0	0
Demetrius Freeney	2	0.0-0	0.0-0	0	0-0	0-0	0	0
Lopez Sanusi	2	1.0-5	1.0-5	0	0-0	0-0	0	0
Franklyn Johnson Jr.	2	0.0-0	0.0-0	0	0-0	0-0	0	0
Jake Ripp	2	0.0-0	0.0-0	0	0-0	0-0	0	0
A'Marion McCoy	1	0.0-0	0.0-0	0	0-0	0-0	1	0
Jayden Virgin-Morgan	1	0.0-0	0.0-0	0	0-0	0-0	0	1
Boen Phelps	1	0.0-0	0.0-0	0	0-0	0-0	0	1
Travis Anderson	1	0.0-0	0.0-0	0	0-0	0-0	1	0
Sterling Lane II	1	0.0-0	0.0-0	0	0-0	0-0	0	1
Derek Gantner Jr.	1	0.0-0	0.0-0	0	0-0	0-0	0	0
Cole Miller	1	0.0-0	0.0-0	0	0-0	0-0	0	0
Braxton Fely	1	0.0-0	0.0-0	0	0-0	0-0	0	0
Max Stege	1	0.0-0	0.0-0	0	0-0	0-0	0	0



RILEY'S CAREER PERFORMANCE LIFTS BRONCOS PAST FALCONS

SEPT. 20, 2025 • FALCON STADIUM • USAFA, COLO. • ATT: 24,046

TEAM STATISTICS

	BOI	AFA
FIRST DOWNS	23	24
Rushing	10	12
Passing	11	9
Penalty	2	3
NET YARDS RUSHING	282	269
Rushing Attempts	31	55
Average Per Rush	9.1	4.9
Rushing Touchdowns	5	3
Yards Gained Rushing	286	280
Yards Lost Rushing	4	11
NET YARDS PASSING	310	242
Completions-Attempts-Int	16-27-1	13-20-1
Average Per Attempt	11.5	12.1
Average Per Completion	19.4	18.6
Passing Touchdowns	2	2
TOTAL OFFENSE YARDS	592	511
Total offense plays	58	75
Average Gain Per Play	10.2	6.8
Fumbles: Number-Lost	1-0	0-0
Penalties: Number-Yards	12-107	6-45
PUNTS-YARDS	2-100	2-88
Average Yards Per Punt	50.0	44.0
Net Yards Per Punt	50	40.5
Inside 20	1	0
50+ Yards	1	0
Touchbacks	0	0
Fair catch	2	0
KICKOFF-YARDS	8-520	6-389
Average Yards Per Kickoff	65.0	64.8
Net Yards Per Kickoff	40	41.8
Touchbacks	8	4
Fair Catch Yards	0	0
Punt returns: Number-Yards-TD	1-7-0	0-0-0
AVERAGE PER RETURN	7.0	0.0
Kickoff returns: Number-Yds-TD	3-38-0	0-0-0
AVERAGE PER RETURN	12.7	0.0
Interceptions: Number-Yds-TD	1-23-0	1-0-0
FUMBLE RETURNS: NUMBER-YDS-TD	0-0-0	0-0-0
MISCELLANEOUS YARDS	0	0
POSSESSION TIME	23:40	36:20
1st Quarter	07:39	07:21
2nd Quarter	08:09	06:51
3rd Quarter	02:13	12:47
4th Quarter	05:39	09:21
Third-Down Conversions	7-10	8-14
Fourth-Down Conversions	0-0	2-3
Red-Zone Scores-Chances	3-4	6-6
Touchdowns	3	5
Field goals	0	1
Sacks By: Number-Yards	1-1	0-0
PAT Kicks	7-7	4-4
2Pts Conversions	0-0	0-1
Field Goals	0-0	1-1
Points off Turnover	0	0

BOISE STATE
AIR FORCE

Qtr.	Time	Team	Scoring Play
1st	11:54	AF	#5 D.Carson 2 yd rush (#39 J.Medina kick)
1st	07:09	BOI	#24 D.Riley 4 yd rush (#35 C.Boomer kick)
1st	02:38	BOI	#24 D.Riley 34 yd rush (#35 C.Boomer kick)
2nd	10:25	BOI	#85 M.Lauter 3 yd pass from #4 M.Madsen (#35 C.Boomer kick)
2nd	04:52	AF	#4 K.Hodges 3 yd rush (#39 J.Medina kick)
3rd	13:52	AF	#9 L.Szarka 1 yd rush (#39 J.Medina kick)
3rd	11:51	BOI	#8 M.Sherrod 40 yd rush (#35 C.Boomer kick)
3rd	01:10	AF	#39 J.Medina 25 yd FG
3rd	00:58	BOI	#24 D.Riley 75 yd pass from #4 M.Madsen (#35 C.Boomer kick)
4th	09:44	AF	#18 Q.Smith 12 yd pass from #9 L.Szarka (#44 R.Conti rush failed)
4th	05:18	BOI	#24 D.Riley 8 yd rush (#35 C.Boomer kick)
4th	02:26	AF	#88 B.Fleischmann 5 yd pass from #9 L.Szarka
4th	02:08	BOI	#24 D.Riley 43 yd rush (#35 C.Boomer kick)

USAFA, Colo. — A legendary performance from running back Dylan Riley led Boise State past Air Force, 49-37, Saturday night.

The sophomore found the end zone five times in the victory, rushing for four scores and catching another. Riley totaled a career-high 255 all-purpose yards, notching 171 rushing yards and 84 receiving yards.

Riley was the highlight of a successful offensive assault, with the Broncos (2-1, 1-0 Mountain West) totaling 592 of total offense. The Blue and Orange recorded 500+ yards of total offense in back-to-back games, a feat that hasn't occurred since the 2019 season.

Maddux Madsen was also stellar in the win, brushing off an early first-quarter injury to throw for 276 yards and two touchdowns. The redshirt junior moved into the top 10 in program history in several categories, including career touchdowns (37), passing yards (5,060) and 200+ yard games (12).

The Falcons (1-2, 0-2 MW) notched the first score of the game, scoring on a 2-yard rush nearly four minutes into the action. Riley answered the call for the squad, scoring touchdowns on back-to-back drives to give the Broncos a 14-7 lead at the end of the first quarter.

Madsen found Matt Lauter for a 3-yard pass-and-catch early in the second quarter to give the Broncos a two-score advantage. Air Force responded on the ensuing drive with a 10-play, 72-yard scoring drive to bring the score within seven points as the teams entered the locker room.

The Falcons tied the game with a touchdown on the opening drive of the second half, but a 40-yard touchdown rush from Malik Sherrod gave the Broncos a 28-21 advantage. Air Force answered with a 10-minute, 19-play drive that ended in a field goal.

On the first play of the ensuing possession, Riley scored off a 75-yard touchdown reception off a screen pass to give Boise State a two-possession edge. The Falcons scored yet another touchdown, but failed to convert the 2-point conversion.

14 7 14 14 49
7 7 10 13 37

Plays-Yds	TOP	BOI-AF
5-75	02:07	0-7
9-75	04:45	7-7
5-68	01:55	14-7
10-52	04:32	21-7
10-72	05:33	21-14
3-75	01:08	21-21
4-75	02:01	28-21
19-67	10:41	28-24
1-75	00:12	35-24
12-75	06:14	35-30
8-75	04:26	42-30
6-75	02:52	42-37
3-50	00:16	49-37

BOISE STATE

Rushing	Att	Yds	TD	Lg	Avg			
Dylan Riley	19	171	4	43	9.0			
Malik Sherrod	7	80	1	40	11.4			
Sire Gaines	3	34	0	13	11.3			
Passing	C-A-I	Yds	TD	Lg	Sack			
Maddux Madsen	13-23-1	276	2	75	0			
Max Cutforth	3-4-0	34	0	17	0			
Receiving	Rec	Yds	YAC	TD	Lg			
Latrell Caples	5	87	34	0	31			
Dylan Riley	2	84	93	1	75			
Malik Sherrod	2	36	28	0	24			
Matt Wagner	2	28	8	0	24			
Matt Lauter	2	23	22	1	20			
Ben Ford	1	22	3	0	22			
Chase Penry	1	17	15	0	17			
Chris Marshall	1	13	8	0	13			
Defensive	TOT	Sk	TFL	FF	FR	INT	PBU	QH
Ty Benefield	11	0.0-0	2.0-7	0	0-0	1-23	0	0
Marco Notaraini	10	0.0-0	0.0-0	0	0-0	0-0	0	0
Zion Washington	10	0.0-0	1.0-1	0	0-0	0-0	0	0
Jeremiah Earby	8	0.0-0	1.0-1	0	0-0	0-0	0	0
Boen Phelps	7	0.0-0	0.0-0	0	0-0	0-0	0	0
A'Marion McCoy	6	0.0-0	1.0-1	0	0-0	0-0	0	0
Jake Ripp	6	0.0-0	0.0-0	0	0-0	0-0	0	0
Jayden Virgin-Morgan	4	0.0-0	0.0-0	0	0-0	0-0	0	0
Max Stege	4	0.0-0	0.0-0	0	0-0	0-0	0	0
Malakai Williams	3	1.0-1	1.0-1	0	0-0	0-0	0	1
Dion Washington	2	0.0-0	0.0-0	0	0-0	0-0	0	0
Keanu Mailoto	2	0.0-0	0.0-0	0	0-0	0-0	1	0
Michael Madrie	1	0.0-0	0.0-0	0	0-0	0-0	0	0
Lopez Sanusi	1	0.0-0	0.0-0	0	0-0	0-0	0	0
Braxton Fely	1	0.0-0	0.0-0	0	0-0	0-0	0	0

AIR FORCE

Rushing	Att	Yds	TD	Lg	Avg			
Liam Szarka	20	111	1	38	5.6			
Dylan Carson	16	109	1	64	6.8			
Cade Harris	5	15	0	10	3.0			
Kade Frew	4	13	0	10	3.2			
Owen Allen	4	7	0	3	1.8			
Josh Johnson	2	6	0	3	3.0			
Kemper Hodges	2	5	1	3	2.5			
Rocco Conti	1	4	0	4	4.0			
Passing	C-A-I	Yds	TD	Lg	Sack			
Liam Szarka	13-18-1	242	2	74	1			
Josh Johnson	0-2-0	0	0	0	0			
Receiving	Rec	Yds	YAC	TD	Lg			
Cade Harris	8	177	74	0	74			
Quin Smith	3	65	1	1	32			
Bruin Fleischmann	1	5	0	1	5			
Kade Frew	1	-1	2	0	0			
Tre Roberson	0	0	0	0	0			
Defensive	TOT	Sk	TFL	FF	FR	INT	PBU	QH
Max Mustell	13	0.0-0	0.0-0	0	0-0	1-0	1	0
Blake Fletcher	9	0.0-0	0.5-1	0	0-0	0-0	0	0
Roger Jones	6	0.0-0	0.0-0	0	0-0	0-0	0	0
Luke Fisher	5	0.0-0	0.5-0	0	0-0	0-0	0	1
Korey Johnson	5	0.0-0	0.0-0	0	0-0	0-0	1	0
Nick Beckwith	4	0.0-0	0.0-0	0	0-0	0-0	0	0
Jordan Elie-Stuart	3	0.0-0	0.0-0	0	0-0	0-0	0	0
Brody Bujnoch	3	0.0-0	0.0-0	0	0-0	0-0	0	0
Payton Zdroik	2	0.0-0	0.0-0	0	0-0	0-0	0	1
Evan Rau	1	0.0-0	0.0-0	0	0-0	0-0	0	0
Daniel Grobe	1	0.0-0	0.0-0	0	0-0	0-0	0	0
Mason Hayes	1	0.0-0	0.0-0	0	0-0	0-0	0	0
Brodie Mitchell	1	0.0-0	0.0-0	0	0-0	0-0	0	0
Liam Szarka	1	0.0-0	0.0-0	0	0-0	0-0	0	0
Isaac Hubert	1	0.0-0	0.0-0	0	0-0	0-0	0	2



BRONCOS DOMINATE APP STATE FOR THIRD CONSECUTIVE VICTORY

SEPT. 27, 2025 • ALBERTSONS STADIUM • BOISE, IDAHO • ATT: 32,904

TEAM STATISTICS

	APP	BOI
FIRST DOWNS	9	25
Rushing	4	7
Passing	3	15
Penalty	2	3
NET YARDS RUSHING	119	152
Rushing Attempts	29	44
Average Per Rush	4.1	3.5
Rushing Touchdowns	1	0
Yards Gained Rushing	141	187
Yards Lost Rushing	22	35
NET YARDS PASSING	65	321
Completions-Attempts-Int	12-28-3	25-38-0
Average Per Attempt	2.3	8.4
Average Per Completion	5.4	12.8
Passing Touchdowns	1	4
TOTAL OFFENSE YARDS	184	473
Total offense plays	57	82
Average Gain Per Play	3.2	5.8
Fumbles: Number-Lost	1-1	2-0
Penalties: Number-Yards	11-94	5-55
PUNTS-YARDS	7-332	4-164
Average Yards Per Punt	47.4	41.0
Net Yards Per Punt	44.6	29.8
Inside 20	0	2
50+ Yards	3	0
Touchbacks	1	0
Fair catch	5	3
KICKOFF-YARDS	3-203	9-578
Average Yards Per Kickoff	67.7	64.2
Net Yards Per Kickoff	46.7	41.2
Touchbacks	1	7
Fair Catch Yards	25	0
Punt returns: Number-Yards-TD	1-45-0	1-0-0
AVERAGE PER RETURN	45.0	0.0
Kickoff returns: Number-Yards-TD	2-32-0	1-13-0
AVERAGE PER RETURN	16.0	13.0
Interceptions: Number-Yds-TD	0-0-0	3-57-2
FUMBLE RETURNS: NUMBER-YDS-TD	0-0-0	0-0-0
MISCELLANEOUS YARDS	0	0
POSSESSION TIME	21:50	38:10
1st Quarter	06:29	08:31
2nd Quarter	07:56	07:04
3rd Quarter	04:22	10:38
4th Quarter	03:03	11:57
Third-Down Conversions	2-13	9-18
Fourth-Down Conversions	1-1	2-3
Red-Zone Scores-Chances	2-2	3-4
Touchdowns	2	2
Field goals	0	1
Sacks By: Number-Yards	2-24	5-27
PAT Kicks	2-2	5-5
2Pts Conversions	0-0	0-1
Field Goals	0-0	2-2
Points off Turnover	0	14

APP STATE

BOISE STATE

Qtr. Time Team Scoring Play

1st	09:49	BOI	#3 L.Caples 10 yd pass from #4 M.Madsen (#35 C.Boomer kick)
1st	01:49	BOI	#7 A.McCoy 26 yd interception return (#35 C.Boomer kick)
2nd	07:07	BOI	#82 B.Ford 14 yd pass from #4 M.Madsen (#35 C.Boomer kick)
2nd	01:16	APP	#8 D.Stroman 7 yd pass from #5 A.Swann (#90 D.De Freitas kick)
2nd	00:05	BOI	#35 C.Boomer 25 yd FG
3rd	10:40	APP	#22 J.Lewis 3 yd rush (#90 D.De Freitas kick)
3rd	05:59	BOI	#35 C.Boomer 40 yd FG
3rd	01:24	BOI	#25 Q.Brown 29 yd pass from #4 M.Madsen (#5 C.Marshall pass from #4 M.Madsen failed)
4th	10:47	BOI	#3 L.Caples 34 yd pass from #4 M.Madsen (#35 C.Boomer kick)
4th	10:21	BOI	#41 B.Phelps 33 yd interception return (#35 C.Boomer kick)

0

14

7

10

7

9

0

14

14

47

Plays-Yds	TOP	APP-BOI
10-75	05:11	0-7
	01:35	0-14
10-80	05:53	0-21
14-75	05:51	7-21
9-62	01:11	7-24
3-42	00:46	14-24
11-58	04:35	14-27
7-58	03:07	14-33
8-69	04:07	14-40
	00:26	14-47

BOISE, Idaho – Boise State utilized a complete team effort to dominate App State, 47-14, to win its third consecutive game of the season on Saturday.

The Broncos (3-1, 1-0 Mountain West) generated 473 yards of offense and held the Mountaineers (2-2, 0-1 SBC) to 184 yards on the night. Boise State forced four turnovers in the victory, including two interception returns for touchdowns, a feat the program hadn't accomplished since a Sept. 25, 2015 win over Virginia.

Quarterback Maddux Madsen was spectacular in the win, throwing for a career-high 321 yards and matching his career-high with four touchdown strikes. The redshirt junior completed 25 of his 37 attempts, and threw to 10 different receivers for the second time this season.

Latrell Caples received the benefit of Madsen's accuracy on the night, hauling in a pair of touchdown passes to record his third-career multi-touchdown performance. Ben Ford also recorded a touchdown in the air, while freshman Quinton Brown notched his first career touchdown reception in the third quarter.

The Broncos utilized a balanced attack on the ground, creating 152 rushing yards in the contest. Sire Gaines led the way, recording 69 yards on 12 carries. Malik Sherrod added 49 yards while Dylan Riley finished with 46 yards on the night.

Defensively, Boise State held the third-ranked passing attack in the country to just 65 yards through the air, the lowest total the Broncos have allowed since a game against Wyoming in 2020. The Blue and Orange recorded three total interceptions in the victory, with A'Marion McCoy and Boen Phelps returning their picks for scores.

Ty Benefield led the team in tackles for the third time this season, finishing with seven total. Braxton Fely recorded a career-high two sacks on the evening, with Sterling Lane II, Jayden Virgin-Morgan and Malakai Williams each adding a sack of their own.

APP STATE

Rushing	Att	Yds	TD	Lg	Avg
Rashod Dubinion	17	113	0	39	6.6
Jaquari Lewis	7	23	1	7	3.3
Billy Wiles	2	4	0	5	2.0
AJ Swann	3	-21	0	0	-7.0
Passing	C-A-I	Yds	TD	Lg	Sack
AJ Swann	11-24-2	64	1	12	3
Noah Gillon	0-2-0	0	0	0	0
Billy Wiles	1-2-1	1	0	1	2

Receiving	Rec	Yds	YAC	TD	Lg
Izayah Cummings	3	20	11	0	9
Jose Leon	3	12	9	0	7
William Fowles	1	12	4	0	12
Rashod Dubinion	1	10	14	0	10
Dalton Stroman	1	7	0	1	7
AJ Swann	1	2	2	0	2
David Larkins	1	1	2	0	1
Jaquari Lewis	1	1	2	0	1

Defensive	TOT	Sk	TFL	FF	FR	INT	PBU	QH
Jaelin Willis	10	0-0-0	0-0-0	0-0-0	0-0	0-0	0-0	0-0
Emory Floyd	8	0-0-0	1-0-3	0-0-0	0-0	0-0	0-0	0-0
Kyle Arnholt	7	0-0-0	0-0-0	0-0-0	0-0	0-0	0-0	0-0
Zyair Gamble	6	0-0-0	0-5-0	0-0-0	0-0	0-0	0-0	0-0
Dylan Manuel	6	0-0-0	0-5-1	0-0-0	0-0	0-0	0-1	0-0
Elijah Mc-Cantos	5	0-0-0	0-0-0	0-0-0	0-0	0-0	1-0	0-0
Rondo Porter	5	0-0-0	0-0-0	0-0-0	0-0	0-0	1-0	0-0
Joseph Bakholle	4	1-0-9	2-5-12	0-0-0	0-0	0-0	0-0	0-0
Brayshaw Littlejohn	4	0-0-0	1-0-0	0-0-0	0-0	0-0	0-0	0-0
Jordan Favors	3	0-0-0	1-0-2	0-0-0	0-0	0-0	0-0	0-0
Ethan Johnson	3	0-0-0	0-0-0	0-0-0	0-0	0-0	0-0	0-0
Colton Phares	3	0-0-0	0-5-1	0-0-0	0-0	0-0	0-0	0-0
DeNigel Cooper	3	0-0-0	0-0-0	0-0-0	0-0	0-0	0-0	0-0
Thomas Davis	3	0-0-0	0-5-1	0-0-0	0-0	0-0	0-1	0-0
Nick Campbell	3	0-0-0	0-5-0	0-0-0	0-0	0-0	0-0	0-0
Kevin Abrams-Verwayne	2	1-0-15	1-0-15	1-0-0	0-0	0-0	0-2	0-0
Caleb Sandstrom	1	0-0-0	0-0-0	0-0-0	0-0	0-0	0-0	0-0

BOISE STATE

Rushing	Att	Yds	TD	Lg	Avg
Sire Gaines	12	69	0	28	5.8
Malik Sherrod	9	49	0	22	5.4
Dylan Riley	16	46	0	6	2.9
Seth Knothe	3	12	0	5	4.0
Max Cutforth	1	-9	0	0	-9.0
Maddux Madsen	2	-14	0	1	-7.0
Passing	C-A-I	Yds	TD	Lg	Sack
Maddux Madsen	25-37-0	321	4	34	1
Max Cutforth	0-1-0	0	0	0	1

Receiving	Rec	Yds	YAC	TD	Lg
Latrell Caples	5	84	31	2	34
Chris Marshall	3	52	18	0	26
Ben Ford	3	45	10	1	18
Matt Lauter	3	45	39	0	20
Matt Wagner	3	29	16	0	15
Malik Sherrod	3	21	28	0	11
Sire Gaines	2	5	8	0	6
Quinton Brown	1	29	0	1	29
Cameron Bates	1	11	0	0	11
Dylan Riley	1	0	6	0	0
Demetric Whitlock Jr.	0	0	0	0	0

Defensive	TOT	Sk	TFL	FF	FR	INT	PBU	QH
Ty Benefield	7	0-0-0	0-0-0	0-0-0	0-0	0-0	0-0	0-0
Marco Notarainni	6	0-0-0	0-0-0	0-0-0	0-0	0-0	0-0	0-0
Boen Phelps	6	0-0-0	0-0-0	0-0-0	0-0	1-33	0-0	0-0
Jayden Virgin-Morgan	6	1-0-6	1-0-6	0-0-0	0-0	0-0	0-0	0-0
Zion Washington	4	0-0-0	0-0-0	0-0-0	0-0	0-0	0-0	0-0
Jake Ripp	4	0-0-0	0-0-0	0-0-0	0-0	0-0	0-0	0-0
Braxton Fely	2	2-0-15	2-0-15	0-0-0	0-0	0-0	0-0	0-0
Max Stege	2	0-0-0	0-0-0	0-0-0	0-0	0-0	0-0	0-0
Michael Madrie	2	0-0-0	0-0-0	0-0-0	0-0	0-0	0-0	0-0
Jeremiah Earby	2	0-0-0	0-0-0	0-0-0	0-0	0-0	0-0	0-0
Lopez Sanusi	2	0-0-0	0-0-0	0-0-0	0-0	0-0	0-0	0-0
A'Marion McCoy	2	0-0-0	0-0-0	0-0-0	0-0	0-1-26	0-0	0-0
Malakai Williams	2	1-0-5	1-0-5	1-0-0	0-0	0-0	0-0	0-0



BOISE STATE FALLS TO NO. 21/21 NOTRE DAME

OCT. 4, 2025 • NOTRE DAME STADIUM • SOUTH BEND, IND. • ATT: 77,662

TEAM STATISTICS

	BOI	ND
FIRST DOWNS	23	19
Rushing	7	6
Passing	11	10
Penalty	5	3
NET YARDS RUSHING	100	200
Rushing Attempts	34	31
Average Per Rush	2.9	6.5
Rushing Touchdowns	1	2
Yards Gained Rushing	133	223
Yards Lost Rushing	33	23
NET YARDS PASSING	215	189
Completions-Attempts-Int	22-37-4	15-23-0
Average Per Attempt	5.8	8.2
Average Per Completion	9.8	12.6
Passing Touchdowns	0	2
TOTAL OFFENSE YARDS	315	389
Total offense plays	71	54
Average Gain Per Play	4.4	7.2
Fumbles: Number-Lost	1-0	3-0
Penalties: Number-Yards	13-112	11-112
PUNTS-YARDS	4-155	3-133
Average Yards Per Punt	38.8	44.3
Net Yards Per Punt	34.2	37.7
Inside 20	0	1
50+ Yards	1	0
Touchbacks	0	1
Fair catch	0	1
KICKOFF-YARDS	2-130	5-325
Average Yards Per Kickoff	65.0	65.0
Net Yards Per Kickoff	40	40
Touchbacks	2	5
Fair Catch Yards	0	0
Punt returns: Number-Yards-TD	0-0-0	2-18-0
AVERAGE PER RETURN	0.0	9.0
Kickoff returns: Number-Yds-TD	0-0-0	0-0-0
AVERAGE PER RETURN	0.0	0.0
Interceptions: Number-Yds-TD	0-0-0	4-28-0
FUMBLE RETURNS: NUMBER-YDS-TD	0-0-0	0-0-0
MISCELLANEOUS YARDS	0	0
POSSESSION TIME	35:46	24:14
1st Quarter	07:39	07:21
2nd Quarter	07:37	07:23
3rd Quarter	08:49	06:11
4th Quarter	11:41	03:19
Third-Down Conversions	6-15	4-9
Fourth-Down Conversions	1-3	0-2
Red-Zone Scores-Chances	1-1	3-4
Touchdowns	1	3
Field goals	0	0
Sacks By: Number-Yards	0-0	4-33
PAT Kicks	1-1	2-3
2Pts Conversions	0-0	1-1
Field Goals	0-0	0-0
Points off Turnover	0	0

BOISE STATE	0	7	0	0	7
NO. 21/21 NOTRE DAME	6	8	7	7	28

Qtr.	Time	Team	Scoring Play	Plays-Yds	TOP	BOI-ND
1st	04:47	ND	#2 W.Pauling 19 yd pass from #13 C.Carr (#18 E.Schmidt kick blocked)	6-69	02:25	0-6
2nd	04:03	BOI	#4 M.Madsen 1 yd rush (#35 C.Boomer kick)	10-72	05:24	7-6
2nd	00:48	ND	#4 J.Love 4 yd rush (#2 W.Pauling pass from #13 C.Carr)	9-75	03:15	7-14
3rd	05:49	ND	#0 M.Fields 6 yd pass from #13 C.Carr (#48 M.Diomed kick)	10-79	04:31	7-21
4th	07:54	ND	#24 J.Price 49 yd rush (#48 M.Diomed kick)	2-52	00:43	7-28

SOUTH BEND, Ind. — Boise State dropped its final nonconference game of the season, losing to No. 21/21 Notre Dame 28-7 on Saturday.

The Broncos (3-2, 1-0 Mountain West) generated 315 yards of total offense, including 215 yards in the air and 100 yards on the ground. Conversely, The Fighting Irish (3-2) recorded 389 yards of offense, including 189 yards passing and 200 yards rushing. Boise State committed four turnovers in the loss.

Notre Dame found the end zone first, scoring on a 19-yard touchdown pass with just under five minutes left in the opening quarter. Braxton Fely blocked the point after, marking the 27th consecutive season the Broncos have blocked a kick in a season.

Boise State took the lead with 4:03 in the second quarter when Maddux Madsen found the end zone with his legs in the second quarter. The redshirt junior scored off a play-action keeper from 1-yard out, capping a 10-play, 72-yard drive.

Notre Dame responded, driving the length of the field on the ensuing possession to score a touchdown with 48 seconds left in the half. The Fighting Irish converted the two-point conversion to take a 14-7 advantage to the locker room.

Notre Dame made it a two-score game with a 6-yard touchdown pass midway through the third quarter. The Fighting Irish put the exclamation point on the contest with a 49-yard touchdown rush midway through the fourth quarter.

BOISE STATE

Rushing	Att	Yds	TD	Lg	Avg
Sire Gaines	11	39	0	9	3.5
Dylan Riley	5	33	0	20	6.6
Cameron Bates	2	17	0	10	8.5
Malik Sherrod	3	6	0	4	2.0
Maddux Madsen	13	5	1	10	0.4

Passing	C-A-I	Yds	TD	Lg	Sack
Maddux Madsen	22-37-4	215	0	28	4

Receiving	Rec	Yds	YAC	TD	Lg
Latrell Caples	6	52	16	0	13
Chris Marshall	4	58	27	0	28
Ben Ford	3	28	18	0	13
Malik Sherrod	3	22	13	0	10
Matt Wagner	2	30	30	0	28
Dylan Riley	2	11	10	0	9
Chase Penry	1	7	2	0	7
Luke Voorhees	1	7	5	0	7

Defensive	TOT	Sk	TFL	FF	FR	INT	PBU	QH
Ty Benefield	8	0.0-0	0.5-4	1	0-0	0-0	1	0
Jake Ripp	6	0.0-0	1.5-6	0	0-0	0-0	0	1
Jeremiah Earby	5	0.0-0	0.0-0	0	0-0	0-0	0	0
A'Marion McCoy	5	0.0-0	0.5-2	0	0-0	0-0	0	0
Zion Washington	5	0.0-0	0.5-1	0	0-0	0-0	0	0
Boen Phelps	5	0.0-0	0.5-0	0	0-0	0-0	0	0
Marco Notarainni	4	0.0-0	1.0-3	0	0-0	0-0	0	0
Davon Banks	3	0.0-0	0.5-4	0	0-0	0-0	0	0
Michael Madrie	2	0.0-0	0.0-0	0	0-0	0-0	0	0
Dion Washington	2	0.0-0	0.0-0	0	0-0	0-0	0	0
Jayden Virgin-Morgan	2	0.0-0	0.0-0	0	0-0	0-0	0	0
Braxton Fely	1	0.0-0	0.0-0	0	0-0	0-0	0	0
Cameron Bates	1	0.0-0	0.0-0	0	0-0	0-0	0	0
Luke Voorhees	1	0.0-0	0.0-0	0	0-0	0-0	0	0

#21/21 NOTRE DAME

Rushing	Att	Yds	TD	Lg	Avg
Jeremiah Love	16	103	1	36	6.4
Jadarian Price	8	83	1	49	10.4
CJ Carr	3	25	0	28	8.3
Jordan Faison	1	-8	0	0	-8.0

Passing	C-A-I	Yds	TD	Lg	Sack
CJ Carr	15-23-0	189	2	24	0

Receiving	Rec	Yds	YAC	TD	Lg
Jordan Faison	6	83	41	0	24
Malachi Fields	4	44	24	1	22
Will Pauling	2	43	16	1	24
Eli Raridon	2	8	3	0	5
Jeremiah Love	1	11	7	0	11

Defensive	TOT	Sk	TFL	FF	FR	INT	PBU	QH
Kyngstonn Villamu-Asa	8	0.5-4	0.5-4	0	0-0	0-0	1	0
Jaiden Ausberry	8	1.0-9	1.0-9	0	0-0	0-0	0	0
Adon Shuler	7	0.0-0	0.0-0	0	0-0	0-0	0	0
Leonard Moore	6	0.0-0	0.0-0	1	0-0	2-4	0	0
Dallas Golden	6	0.0-0	0.0-0	0	0-0	0-0	0	0
Tae Johnson	5	0.0-0	0.0-0	0	0-0	1-24	0	0
Drayk Bowen	5	1.0-8	1.0-8	0	0-0	0-0	0	0
Jordan Botelho	4	0.0-0	0.0-0	0	0-0	0-0	0	0
Boubacar Traore	4	0.5-4	0.5-4	0	0-0	0-0	0	1
Jaylen Sneed	3	1.0-8	1.0-8	0	0-0	0-0	0	0
Jalen Stroman	2	0.0-0	0.0-0	0	0-0	0-0	0	0
Luke Talich	2	0.0-0	0.0-0	0	0-0	1-0	0	0
Gabriel Rubio	2	0.0-0	0.0-0	0	0-0	0-0	0	0
Mark Zackery IV	2	0.0-0	0.0-0	0	0-0	0-0	0	0
Elijah Hughes	2	0.0-0	0.0-0	0	0-0	0-0	0	0
Jared Dawson	1	0.0-0	0.0-0	0	0-0	0-0	0	0
Christian Gray	1	0.0-0	0.0-0	0	0-0	0-0	1	0
Bryce Young	1	0.0-0	0.0-0	0	0-0	0-0	0	1
Joshua Burnham	1	0.0-0	0.0-0	0	0-0	0-0	0	0
Donovan Hinish	1	0.0-0	0.0-0	0	0-0	0-0	0	0
Jason Onye	1	0.0-0	0.0-0	0	0-0	0-0	0	0



GAME RECAPS



BRONCOS PUSH PAST LOBOS

OCT. 11, 2025 • ALBERTSONS STADIUM • BOISE, IDAHO • ATT: 32,982

TEAM STATISTICS

	UNM	BOI
FIRST DOWNS	11	27
Rushing	3	9
Passing	7	15
Penalty	1	3
NET YARDS RUSHING	49	161
Rushing Attempts	24	54
Average Per Rush	2.0	3.0
Rushing Touchdowns	0	2
Yards Gained Rushing	65	192
Yards Lost Rushing	16	31
NET YARDS PASSING	182	236
Completions-Attempts-Int	15-30-2	22-32-0
Average Per Attempt	6.1	7.4
Average Per Completion	12.1	10.7
Passing Touchdowns	2	3
TOTAL OFFENSE YARDS	231	397
Total offense plays	54	86
Average Gain Per Play	4.3	4.6
Fumbles: Number-Lost	1-1	0-0
Penalties: Number-Yards	8-69	7-50
PUNTS-YARDS	2-93	2-86
Average Yards Per Punt	46.5	43.0
Net Yards Per Punt	48	43
Inside 20	0	1
50+ Yards	1	0
Touchbacks	0	0
Fair catch	1	1
KICKOFF-YARDS	4-260	8-520
Average Yards Per Kickoff	65.0	65.0
Net Yards Per Kickoff	41.5	31.5
Touchbacks	3	6
Fair Catch Yards	0	0
Punt returns: Number-Yards-TD	0-0-0	1-7-0
AVERAGE PER RETURN	0.0	7.0
Kickoff returns: Number-Yards-TD	2-118-1	1-19-0
AVERAGE PER RETURN	59.0	19.0
Interceptions: Number-Yds-TD	0-0-0	2-10-0
FUMBLE RETURNS: NUMBER-YDS-TD	0-0-0	0-0-0
MISCELLANEOUS YARDS	0	0
POSSESSION TIME	19:25	40:35
1st Quarter	02:45	12:15
2nd Quarter	04:27	10:33
3rd Quarter	05:01	09:59
4th Quarter	07:12	07:48
Third-Down Conversions	4-13	7-18
Fourth-Down Conversions	2-3	6-7
Red-Zone Scores-Chances	3-3	5-5
Touchdowns	2	4
Field goals	1	1
Sacks By: Number-Yards	4-21	2-8
PAT Kicks	2-2	5-5
2Pts Conversions	1-1	0-0
Field Goals	1-1	2-2
Points off Turnover	0	7

NEW MEXICO BOISE STATE

0	14	3	8	25
10	7	3	21	41

Qtr. Time Team Scoring Play

1st	11:19	BOI	#35 C.Boomer 24 yd FG
1st	00:00	BOI	#26 S.Gaines 2 yd rush (#35 C.Boomer kick)
2nd	14:47	UNM	#1 D.Bankston 100 yd kickoff return (#13 L.Drzewiecki kick)
2nd	10:30	UNM	#7 D.Thomas 1 yd pass from #2 J.Layne (#13 L.Drzewiecki kick)
2nd	03:20	BOI	#82 B.Ford 6 yd pass from #4 M.Madsen (#35 C.Boomer kick)
3rd	09:22	BOI	#35 C.Boomer 50 yd FG
3rd	04:21	UNM	#13 L.Drzewiecki 29 yd FG
4th	14:22	BOI	#26 S.Gaines 4 yd rush (#35 C.Boomer kick)
4th	07:31	BOI	#45 T.Grizzle 10 yd pass from #37 O.Doyle (#35 C.Boomer kick)
4th	05:14	BOI	#82 B.Ford 25 yd pass from #4 M.Madsen (#35 C.Boomer kick)
4th	01:16	UNM	#6 K.Johnson 4 yd pass from #13 J.Laubstein (#13 J.Laubstein rush)

Plays-Yds	TOP	UNM-BOI
8-12	03:29	0-3
13-74	06:37	0-10
	00:00	7-10
8-58	02:50	14-10
14-75	07:10	14-17
11-43	05:38	14-20
10-64	05:01	17-20
9-75	04:59	17-27
9-46	04:18	17-34
4-33	01:36	17-41
15-75	03:58	25-41

BOISE, Idaho – Boise State used a strong fourth quarter to pull away from New Mexico, winning 41-25 Saturday night at Albertsons Stadium.

Holding a 20-17 lead entering the final frame, the Broncos (4-2, 2-0 Mountain West) scored three consecutive touchdowns to solidify the victory over the Lobos (3-3, 0-2 MW).

Boise State recorded 397 total yards of offense in the win, generating 236 yards through the air and 161 on the ground. Conversely, the Bronco defense held the Lobos to 182 yards passing and only 49 rushing yards.

The Broncos also recorded three takeaways, notching a fumble and a pair of interceptions in the contest. Offensively, Maddux Madsen found Ben Ford for a pair of touchdowns in the air, while Sire Gaines added two touchdowns on the ground. Additionally, the Broncos took advantage of a broken play, when holder Oscar Doyle found Troy Grizzle for a 10-yard touchdown pass in the fourth quarter.

The Blue and Orange were dominant from the get-go defensively, forcing turnovers on back-to-back possessions. Colton Boomer connected from 24-yards out to put Boise State on the board first and Gaines scored the first of his two touchdowns as time expired in the opening quarter to give the Broncos a 10-0 lead.

The Lobos returned the ensuing kickoff for a score to cut the Boise State lead to three. New Mexico took the lead midway through the quarter with a touchdown reception following an 8-play, 58-yard drive. The first Madsen-to-Ford connection of the night put the Broncos back on the top, with the duo scoring from six yards out with 3:20 remaining in the half as the squad took a 17-14 lead to the locker room.

Boomer tacked on three points with a 50-yard field goal in the third quarter, marking his fourth 50+ yard field goal of his career. The Lobos responded with a field goal of their own to cut the deficit to 20-17 entering the final quarter.

NEW MEXICO

Rushing	Att	Yds	TD	Lg	Avg
Damon Bankston	9	18	0	8	2.0
D.J. McKinney	3	15	0	12	5.0
James Laubstein	2	13	0	9	6.5
Scottie Humphrey	3	8	0	3	2.7
Deshaun Buchanan	1	0	0	0	0.0
Jack Layne	5	-4	0	3	-0.8

Passing	C-A-I	Yds	TD	Lg	Sack
Jack Layne	7-17-2	115	1	36	2
James Laubstein	8-11-0	67	1	26	0
D.J. McKinney	0-2-0	0	0	0	0

Receiving	Rec	Yds	YAC	TD	Lg
Keagan Johnson	5	38	5	1	21
Dorian Thomas	4	61	41	1	26
Damon Bankston	2	52	14	0	36
Cade Keith	2	22	11	0	13
Scottie Humphrey	1	6	4	0	6
Shawn Miller	1	3	5	0	3

Defensive	TOT	Sk	TFL	FF	FR	INT	PBU	QH
Jaxton Eck	18	0.0-0	0.0-0	0	0	0-0	0	0
CJ McBean	8	0.0-0	0.0-0	0	0	0-0	0	0
Ky'won McCray	6	0.0-0	0.0-0	0	0	0-0	0	0
Tavian Combs	6	0.0-0	0.0-0	0	0	0-0	0	0
Jon Johnson	5	0.0-0	0.0-0	0	0	0-0	0	0
Keyshawn James-Newby	5	2.0-7	3.0-8	0	0	0-0	1	0
Mercury Swaim	4	0.0-0	0.0-0	0	0	0-0	0	0
Gabriel Lopez	4	0.0-0	1.5-2	0	0	0-0	0	0
Okiki Olorunfunmi	3	0.0-0	1.0-1	0	0	0-0	0	0
Darren Agu	3	0.0-0	0.0-0	0	0	0-0	0	0
Brian Booker	3	0.0-0	1.5-2	0	0	0-0	1	0
David Murphy	3	0.0-0	0.0-0	0	0	0-0	0	0
Chris Gant Jr.	3	0.0-0	0.0-0	0	0	0-0	0	0
Brett Karhu	3	0.0-0	1.5-2	0	0	0-0	0	0
Keagan Johnson	2	0.0-0	0.0-0	0	0	0-0	0	0

BOISE STATE

Rushing	Att	Yds	TD	Lg	Avg
Dylan Riley	18	101	0	28	5.6
Sire Gaines	20	65	2	12	3.2
Malik Sherrod	7	16	0	5	2.3
Maddux Madsen	7	-19	0	2	-2.7

Passing	C-A-I	Yds	TD	Lg	Sack
Maddux Madsen	21-31-0	226	2	25	4
Oscar Doyle	1-1-0	10	1	10	0

Receiving	Rec	Yds	YAC	TD	Lg
Ben Ford	6	78	20	2	25
Chris Marshall	5	70	18	0	23
Matt Lauter	4	31	21	0	17
Malik Sherrod	3	18	12	0	7
Dylan Riley	1	14	13	0	14
Cameron Bates	1	11	0	0	11
Troy Grizzle	1	10	0	1	10
Sire Gaines	1	4	4	0	4

Defensive	TOT	Sk	TFL	FF	FR	INT	PBU	QH
Jayden Virgin-Morgan	6	1.0-2	3.5-9	1	0-0	0-0	0	4
Samuel Brooks	5	0.0-0	0.0-0	0	0-0	0-0	0	0
Jeremiah Earby	4	0.0-0	0.0-0	0	0-0	0-0	1	0
Derek Ganter Jr.	4	0.0-0	0.0-0	0	0-0	0-0	0	0
Jake Ripp	2	0.0-0	0.0-0	0	0-0	0-0	0	0
Dion Washington	2	0.0-0	0.0-0	0	0-0	0-0	0	0
Braxton Fely	2	1.0-6	1.0-6	0	0-0	0-0	0	0
Max Stege	2	0.0-0	0.5-0	0	0-0	0-0	0	1
Marco Notaraini	2	0.0-0	0.0-0	0	1-0	0-0	0	1
Mana Tuioti	2	0.0-0	0.0-0	0	0-0	0-0	1	0
Roman Caywood	1	0.0-0	0.0-0	0	0-0	0-0	0	0
Zion Washington	1	0.0-0	0.0-0	0	0-0	0-0	0	0
Boen Phelps	1	0.0-0	0.0-0	0	0-0	0-0	0	0
Ty Benefield	1	0.0-0	0.0-0	0	0-0	1-14	0	0
A'Marion McCoy	1	0.0-0	0.0-0	0	0-0	1--4	0	0
Lopez Sanusi	1	0.0-0	0.0-0	0	0-0	0-0	0	0



OCT. 18, 2025 • ALBERTSONS STADIUM • BOISE, IDAHO • ATT: 32,927

CS	UNLV	BOISE STATE	3	21	0	7	31
UNLV	BOI	Qtr. Time Team Scoring Play	14	14	21	7	56
22	21						UNLV-BOI
12	9	1st 11:26 BOI #26 S.Gaines 2 yd rush (#35 C.Boomer kick)					0-7
6	11	1st 03:10 NLV #32 R.Villela 38 yd FG					3-7
4	1	1st 01:14 BOI #80 C.Bates 35 yd rush (#35 C.Boomer kick)					3-14
261	294	2nd 09:33 NLV #9 J.Thomas 1 yd rush (#32 R.Villela kick)					10-14
40	33	2nd 07:40 BOI #3 L.Caples 7 yd pass from #4 M.Madsen (#35 C.Boomer kick)					10-21
6.5	8.9	2nd 05:09 NLV #6 J.Bradley 35 yd pass from #10 A.Colandrea (#32 R.Villela kick)					17-21
2	3	2nd 04:24 BOI #24 D.Riley 49 yd rush (#35 C.Boomer kick)					17-28
293	306	2nd 00:43 NLV #10 A.Colandrea 8 yd rush (#32 R.Villela kick)					24-28
32	12	3rd 09:38 BOI #26 S.Gaines 20 yd pass from #4 M.Madsen (#35 C.Boomer kick)					24-35
215	264	3rd 02:21 BOI #5 C.Marshall 32 yd pass from #4 M.Madsen (#35 C.Boomer kick)					24-42
18-30-1	15-24-1	3rd 00:54 BOI #7 A.McCoy 60 yd interception return (#35 C.Boomer kick)					24-49
7.2	11.0	4th 05:11 BOI #8 M.Sherrod 21 yd pass from #4 M.Madsen (#35 C.Boomer kick)					24-56
11.9	17.6	4th 02:45 NLV #0 T.Omeire 17 yd pass from #10 A.Colandrea (#32 R.Villela kick)					31-56
2	4						
476	558						
70	57						
6.8	9.8						
0-0	1-1						
7-45	6-37						
7-276	3-136						
39.4	45.3						
36.3	45.3						
4	1						
1	0						
1	0						
2	3						
5-322	9-591						
64.42	65.7						
37.2	41.3						
3	8						
0	0						
0-0-0	2-2-0						
0.0	1.0						
1-19-0	2-61-0						
19.0	30.5						
1-0-0	1-60-1						
0-0-0	0-0-0						
0	0						
32:07	27:53						
09:27	05:33						
09:05	05:55						
09:12	05:48						
04:23	10:37						
4-13	6-11						
0-1	1-1						
4-5	3-3						
3	3						
1	0						
1-8	3-28						
4-4	8-8						
0-0	0-0						
1-1	0-0						
7	7						

BOISE STATE

Qtr.	Time	Team	Scoring Play
1st	11:26	BOI	#26 S.Gaines 2 yd rush (#35 C.Boomer kick)
1st	03:10	NLV	#32 R.Villela 38 yd FG
1st	01:14	BOI	#80 C.Bates 35 yd rush (#35 C.Boomer kick)
2nd	09:33	NLV	#9 J.Thomas 1 yd rush (#32 R.Villela kick)
2nd	07:40	BOI	#3 L.Caples 7 yd pass from #4 M.Madsen (#35 C.Boomer kick)
2nd	05:09	NLV	#6 J.Bradley 35 yd pass from #10 A.Colandrea (#32 R.Villela kick)
2nd	04:24	BOI	#24 D.Riley 49 yd rush (#35 C.Boomer kick)
2nd	00:43	NLV	#10 A.Colandrea 8 yd rush (#32 R.Villela kick)
3rd	09:38	BOI	#26 S.Gaines 20 yd pass from #4 M.Madsen (#35 C.Boomer kick)
3rd	02:21	BOI	#5 C.Marshall 32 yd pass from #4 M.Madsen (#35 C.Boomer kick)
3rd	00:54	BOI	#7 A.McCoy 60 yd interception return (#35 C.Boomer kick)
4th	05:11	BOI	#8 M.Sherrod 21 yd pass from #4 M.Madsen (#35 C.Boomer kick)
4th	02:45	NLV	#0 T.Omeire 17 yd pass from #10 A.Colandrea (#32 R.Villela kick)

Gaines put the Broncos on the board first with a 2-yard rushing score on the team's first offensive possession. After the Rebels responded with a field goal, Cameron Bates found the end zone off a 35-yard rushing touchdown to give Boise State a 14-3 lead after the first 15 minutes of action.

Rushing	Att	Yds	TD	Lg	Avg
Jaylon Glover	6	112	0	43	18.7
Anthony Colandrea	13	87	1	28	6.7
Jai'Den Thomas	11	38	1	10	3.5
Keyvone Lee	9	24	0	8	2.7
Koy Moore	1	0	0	0	0.0

Passing	C-A-I	Yds	TD	Lg	Sacks
Anthony Colandrea	18-30-1	215	2	60	3

Receiving	Rec	Yds	YAC	TD	Lg
DeAngelo Irvin Jr.	4	90	73	0	60
Koy Moore	3	29	19	0	13
Daejon Reynolds	2	14	4	0	8
Jaylon Glover	2	10	10	0	5
Jolo Earle	2	8	9	0	9
Jaden Bradley	1	35	2	1	35
Troy Omeire	1	17	2	1	17
Nick Elksnis	1	6	10	0	6
Aamaris Brown	1	4	6	0	4
Jai'Den Thomas	1	2	8	0	2
Quandarius Keyes	0	0	0	0	0
Taeshawn Lyons	0	0	0	0	0

Defensive	TOT	Sk	TFL	FF	FR	INT	PBU	QB
Marsel McDuffie	6	0.0-0	0.0-0	0	0-0	0-0	0	0
Amaris Brown	5	0.0-0	0.0-0	0	0-0	0-0	2	0
Isaiah Patterson	5	0.0-0	0.0-0	0	0-0	0-0	0	0
Tunmise Adeleye	4	1.0-8	1.0-8	0	0-0	0-0	1	0
Jaheem Joseph	3	0.0-0	0.0-0	0	0-0	0-0	0	0
Jack Pope	3	0.0-0	0.0-0	0	0-0	0-0	0	0
Andrew Powdrell	3	0.0-0	0.0-0	0	0-0	0-0	0	0
Logan Christensen	2	0.0-0	0.0-0	0	0-0	0-0	0	0
Jalen Lee	2	0.0-0	1.0-2	0	0-0	0-0	0	0
Laterrance Welch	2	0.0-0	0.0-0	0	0-0	1-0	0	0
Blesnyk Agha-Tuonimotu	2	0.0-0	0.0-0	0	0-0	0-0	0	0
Chohan Fuller	2	0.0-0	0.0-0	0	0-0	0-0	0	0

Rushing	Att	Yds	TD	Lg	Avg
Dylan Riley	15	201	1	65	13.4
Cameron Bates	1	35	1	35	35.0
Sire Gaines	6	24	1	7	4.0
Maddux Madsen	4	23	0	25	5.8
Jambres Dubar	2	10	0	7	5.0
Malik Sherrod	3	3	0	3	1.0

Passing	C-A-I	Yds	TD	Lg	Sack
Maddux Madsen	14-23-1	253	4	45	1
Oscar Doyle	1-1-0	11	0	11	0
Receiving	Rec	Yds	YAC	TD	Lg
Chris Marshall	3	96	27	1	45
Cameron Bates	3	54	21	0	26
Malik Sherrod	2	21	19	1	21
Ben Ford	1	26	4	0	26
Sire Gaines	1	20	21	1	20
Demetric Whitlock Jr.	1	14	0	0	14
Matt Wagner	1	11	9	0	11
Chase Penry	1	9	7	0	9
Latrell Caples	1	7	3	1	7
Matt Lauter	1	6	7	0	6

Defensive	TOT	Sk	TFL	FF	FR	INT	PBU	QH
Ty Benefield	7	0.0-0	1.0-1	0	0-0	0-0	1	0
Jaden Mickey	7	1.0-0	12.0-13	0	0-0	0-0	1	0
Marco Notaraini	6	15.0-12	1.5-12	0	0-0	0-0	0	0
Boen Phelps	5	0.0-0	0.0-0	0	0-0	0-0	0	0
Zion Washington	5	0.0-0	0.0-0	0	0-0	0-0	0	0
Jeremiah Earby	4	0.0-0	0.0-0	0	0-0	0-0	2	0
Jayden Virgin-Morgan	4	0.0-0	1.0-1	0	0-0	0-0	0	1
Derek Gantner Jr.	4	0.0-0	0.0-0	0	0-0	0-0	0	0
Rodeq Sanusi	3	0.0-0	0.0-0	0	0-0	0-0	0	0
David Latu	2	0.5-4	0.5-4	0	0-0	0-0	0	0
Malakai Williams	2	0.0-0	0.5-1	0	0-0	0-0	0	0
Franklyn Johnson Jr.	2	0.0-0	0.0-0	0	0-0	0-0	0	0



BRONCOS FORCE FIVE TURNOVERS IN VICTORY OVER NEVADA

OCT. 24, 2025 • MACKAY STADIUM • RENO, NEVADA • ATT: 18,029

TEAM STATISTICS

	BOI	NEV
FIRST DOWNS	22	15
Rushing	7	5
Passing	11	10
Penalty	4	0
NET YARDS RUSHING	134	100
Rushing Attempts	47	22
Average Per Rush	2.9	4.5
Rushing Touchdowns	3	0
Yards Gained Rushing	150	116
Yards Lost Rushing	16	16
NET YARDS PASSING	174	147
Completions-Attempts-Int	15-28-1	18-31-3
Average Per Attempt	6.2	4.7
Average Per Completion	11.6	8.2
Passing Touchdowns	0	0
TOTAL OFFENSE YARDS	308	247
Total offense plays	75	53
Average Gain Per Play	4.1	4.7
Fumbles: Number-Lost	2-0	2-2
Penalties: Number-Yards	2-10	8-72
PUNTS-YARDS	5-214	4-183
Average Yards Per Punt	42.8	45.8
Net Yards Per Punt	38	45.8
Inside 20	2	3
50+ Yards	0	2
Touchbacks	1	0
Fair catch	2	1
KICKOFF-YARDS	5-325	2-130
Average Yards Per Kickoff	65.0	65.0
Net Yards Per Kickoff	40	40
Touchbacks	5	2
Fair Catch Yards	0	0
Punt returns: Number-Yards-TD	0-0-0	2-4-0
AVERAGE PER RETURN	0.0	2.0
Kickoff returns: Number-Yards-TD	0-0-0	0-0-0
AVERAGE PER RETURN	0.0	0.0
Interceptions: Number-Yds-TD	3-0-0	1-5-0
FUMBLE RETURNS: NUMBER-YDS-TD	0-0-0	0-0-0
MISCELLANEOUS YARDS	0	0
POSSESSION TIME	34:19	12:28
1st Quarter	06:46	04:59
2nd Quarter	07:49	07:11
3rd Quarter	08:38	06:22
4th Quarter	11:06	03:54
Third-Down Conversions	7-16	4-12
Fourth-Down Conversions	2-3	0-1
Red-Zone Scores-Chances	4-4	0-1
Touchdowns	3	0
Field goals	1	0
Sacks By: Number-Yards	2-12	2-10
PAT Kicks	3-3	0-0
2Pts Conversions	0-0	0-0
Field Goals	1-1	1-1
Points off Turnover	14	0

BOISE STATE
NEVADA

0	10	7	7	24
3	0	0	0	3

Qtr. Time Team Scoring Play

1st	03:50	Nevada	#84 J.McFadden 40 yd FG
2nd	13:13	BOI	#35 C.Boomer 21 yd FG
2nd	01:35	BOI	#26 S.Gaines 2 yd rush (#35 C.Boomer kick)
3rd	01:41	BOI	#4 M.Madsen 1 yd rush (#35 C.Boomer kick)
4th	03:09	BOI	#24 D.Riley 1 yd rush (#35 C.Boomer kick)

Plays-Yds TOP BOI-NEV

2-57	07:16	0-3
13-73	03:50	3-3
13-94	05:53	10-3
4-6	02:08	17-3
15-80	08:18	24-3

RENO, Nev. — Boise State forced five turnovers and scored 24 unanswered points Friday night, defeating Nevada 24-3 in a stout defensive battle in Mackay Stadium.

The win made the Broncos (6-2, 4-0 Mountain West) bowl eligible for the 28th consecutive season, the second-longest active streak in the nation.

Boise State recorded three interceptions and two fumbles en route to the victory over the Wolf Pack (1-7, 0-4 MW). Jeremiah Earlyb notched two interceptions himself, while his fellow defensive back A'Marion McCoy recorded the other. Mana Tuioti and Boen Phelps each recovered fumbles in the win.

The Bronco defense held Nevada to 247 total yards of offense, with 100 yards on the ground and 147 yards from the air. The Blue and Orange also held Nevada to 4-of-12 on third down conversions.

Offensively, Boise State recorded three rushing touchdowns, with Sire Gaines, Maddux Madsen and Dylan Riley all finding the end zone. The Broncos finished with 134 rushing yards while passing for 174.

Nevada landed on the scoreboard first with a 40-yard field goal in the opening quarter. Boise State recorded two of its three interceptions in the first half but couldn't generate any points off the takeaways. The Broncos managed to even the score with a 21-yard field goal from Colton Boomer at the start of the second quarter.

Boise State took the lead with 1:35 remaining in the half, putting together its longest drive of the season with a 13-play, 94-yard drive. Sire Gaines punched it in from a yard out to give the Broncos a 10-3 lead at the break.

The game remained scoreless for a majority of the third quarter, until the Broncos utilized a muffed point to create a two-possession game. Tuioti jumped on the ball at the 6-yard line, setting up a 1-yard touchdown rush from Madsen to give Boise State a 17-3 advantage.

Riley put the exclamation point on the victory with a 1-yard touchdown run out to cap an 8-minute drive and solidify the victory.

BOISE STATE

Rushing	Att	Yds	TD	Lg	Avg			
Sire Gaines	17	62	1	13	3.6			
Dylan Riley	12	34	1	8	2.8			
Malik Sherrod	7	27	0	9	3.9			
Maddux Madsen	8	15	1	9	1.9			
Passing	C-A-I	Yds	TD	Lg	Sack			
Maddux Madsen	15-28-1	174	0	37	2			
Receiving	Rec	Yds	YAC	TD	Lg			
Latrell Caples	3	35	13	0	13			
Chase Penry	3	33	12	0	15			
Chris Marshall	2	27	4	0	16			
Matt Lauter	2	17	3	0	12			
Dylan Riley	2	16	9	0	10			
Cameron Bates	1	37	0	0	37			
Matt Wagner	1	8	5	0	8			
Malik Sherrod	1	1	0	0	1			
Defensive	TOT	Sk	TFL	FF	FR	INT	PBU	QH
Ty Benefield	5	0.0-0	1.0-3	0	0-0	0-0	0	0
Derek Ganter Jr.	4	0.0-0	0.0-0	0	0-0	0-0	0	0
Marco Notaraini	5	0.0-0	1.0-1	0	0-0	0-0	1	0
Jeremiah Earlyb	4	0.0-0	0.0-0	0	0-0	2-0	0	0
Boen Phelps	3	0.0-0	0.0-0	0	1-0	0-0	0	0
A'Marion McCoy	3	0.0-0	0.0-0	0	0-0	1-0	0	0
Jayden Virgin-Morgan	1	0.5-4	0.5-4	0	0-0	0-0	0	0
Jaden Mickey	2	0.0-0	0.0-0	0	0-0	0-0	0	0
TEAM	2	0.0-0	0.0-0	0	0-0	0-0	0	0
Braxton Fely	1	0.5-3	0.5-3	0	0-0	0-0	0	0
Michael Madrie	1	0.0-0	0.0-0	0	0-0	0-0	0	0
Max Stege	1	0.0-0	0.0-0	0	0-0	0-0	0	0
Roman Caywood	1	0.0-0	0.0-0	0	0-0	0-0	0	0
Samuel Brooks	1	0.0-0	0.0-0	0	0-0	0-0	0	0
Franklyn Johnson Jr.	1	0.0-0	0.0-0	0	0-0	0-0	0	0
Jake Ripp	1	0.0-0	0.0-0	0	0-0	0-0	0	0
Demetrius Freeney	1	0.0-0	0.0-0	1	0-0	0-0	0	0
Malakai Williams	0	0.5-3	0.5-3	0	0-0	0-0	0	0
David Latu	0	0.5-2	0.5-2	0	0-0	0-0	0	0
Cole Miller	0	0.0-0	0.0-0	0	0-0	0-0	1	0
Sherrod Smith	0	0.0-0	0.0-0	0	0-0	0-0	1	0
Mana Tuioti	0	0.0-0	0.0-0	0	1-0	0-0	0	0

NEVADA

Rushing	Att	Yds	TD	Lg	Avg			
Herschel Turner	7	77	0	24	11.0			
Caleb Ramseur	7	19	0	11	2.7			
Ky Woods	1	4	0	4	4.0			
Chubba Purdy	3	2	0	3	0.7			
Carter Jones	4	-2	0	5	-0.5			
Passing	C-A-I	Yds	TD	Lg	Sack			
Carter Jones	16-29-3	144	0	18	2			
Chubba Purdy	1-1-0	3	0	3	0			
AJ Bianco	1-1-0	0	0	0	0			
Receiving	Rec	Yds	YAC	TD	Lg			
Marshaun Brown	4	35	4	0	14			
Jett Carpenter	4	30	23	0	12			
Marcus Bellon	3	9	1	0	6			
Dakota Thomas	2	26	1	0	14			
Caleb Ramseur	2	15	16	0	14			
Chubba Purdy	2	14	3	0	13			
Ky Woods	1	18	18	0	18			
Defensive	TOT	Sk	TFL	FF	FR	INT	PBU	QH
Nakian Jackson	5	0.0-0	0.0-0	0	0-0	0-0	0	0
Dylan Labarbera	6	1.0-4	1.0-4	0	0-0	0-0	0	0
Stone Combs	4	0.0-0	0.0-0	0	0-0	0-0	0	0
Edward Rhambo	4	0.0-0	0.0-0	0	0-0	0-0	1	0
Murvin Kenion III	3	0.0-0	1.0-1	0	0-0	0-0	0	0
Austin Harnetiaux	2	0.0-0	0.0-0	0	0-0	0-0	1	0
AJ Odums	3	0.0-0	0.0-0	0	0-0	0-0	1	0
Nelson Ropati	2	0.0-0	0.0-0	0	0-0	0-0	0	0
Thomas Witte	1	0.0-0	1.0-1	0	0-0	0-0	0	0
Tanner Vaughan	1	0.0-0	0.0-0	0	0-0	0-0	0	0
David Paine Jr.	1	0.0-0	0.0-0	0	0-0	0-0	0	0
Jonathan Maldonado	2	1.0-6	1.0-6	0	0-0	0-0	0	0
Hayden McDonald	2	0.0-0	0.0-0	0	0-0	0-0	0	0
EJ Smith	1	0.0-0	0.0-0	0	0-0	0-0	0	0
Bishop Turner	0	0.0-0	0.0-0	0	0-0	1-5	0	0
Zavien Abercrombie	1	0.0-0	0.0-0	0	0-0	0-0	0	0
DJ Warnell	0	0.0-0	0.0-0	0	0-0	0-0	0	0
Austin Ambush	0	0.0-0	0.0-0	0	0-0	0-0	0	0



BRONCOS SUFFER HOME LOSS TO BULLDOGS

NOV. 1, 2025 • ALBERTSONS STADIUM • BOISE, IDAHO • ATT: 32,826

TEAM STATISTICS

	FRES	BOI
FIRST DOWNS	15	11
Rushing	10	7
Passing	1	4
Penalty	4	0
NET YARDS RUSHING	189	91
Rushing Attempts	47	29
Average Per Rush	4.0	3.1
Rushing Touchdowns	3	0
Yards Gained Rushing	201	135
Yards Lost Rushing	12	44
NET YARDS PASSING	35	102
Completions-Attempts-Int	10-21-0	15-33-2
Average Per Attempt	1.7	3.1
Average Per Completion	3.5	6.8
Passing Touchdowns	0	1
TOTAL OFFENSE YARDS	224	193
Total offense plays	68	62
Average Gain Per Play	3.3	3.1
Fumbles: Number-Lost	0-0	2-1
Penalties: Number-Yards	9-56	9-94
PUNTS-YARDS	8-342	7-312
Average Yards Per Punt	42.8	44.6
Net Yards Per Punt	42.8	44.9
Inside 20	3	1
50+ Yards	1	1
Touchbacks	0	0
Fair catch	5	4
KICKOFF-YARDS	7-406	2-130
Average Yards Per Kickoff	58.0	65.0
Net Yards Per Kickoff	37.6	47
Touchbacks	4	1
Fair Catch Yards	0	0
Punt returns: Number-Yards-TD	3--2-0	0-0-0
AVERAGE PER RETURN	-0.7	0.0
Kickoff returns: Number-Yards-TD	1-11-0	3-43-0
AVERAGE PER RETURN	11.0	14.3
Interceptions: Number-Yds-TD	2-2-0	0-0-0
FUMBLE RETURNS: NUMBER-YDS-TD	0-0-0	0-0-0
MISCELLANEOUS YARDS	0	-13
POSSESSION TIME	33:14	26:46
1st Quarter	07:52	07:08
2nd Quarter	04:59	10:01
3rd Quarter	10:44	04:16
4th Quarter	09:39	05:21
Third-Down Conversions	5-16	4-15
Fourth-Down Conversions	0-0	1-3
Red-Zone Scores-Chances	5-5	1-1
Touchdowns	3	1
Field goals	2	0
Sacks By: Number-Yards	4-37	0-0
PAT Kicks	3-3	1-1
2Pts Conversions	0-0	0-0
Field Goals	3-3	0-1
Points off Turnover	3	0

FRESNO STATE

7 3 14 6
0 7 0 0

BOISE STATE

Qtr. Time Team Scoring Play

1st	02:28	FS	#33 E.Gilliam 1 yd rush (#46 D.Lynch kick)
2nd	02:07	BOI	#13 C.Perry 10 yd pass from #14 M.Cutforth (#35 C.Boomer kick)
2nd	00:05	FS	#46 D.Lynch 36 yd FG
3rd	10:47	FS	#31 B.Ramirez 3 yd rush (#46 D.Lynch kick)
3rd	04:30	FS	#6 B.Donelson 2 yd rush (#46 D.Lynch kick)
4th	10:35	FS	#46 D.Lynch 43 yd FG
4th	03:41	FS	#46 D.Lynch 33 yd FG

Plays-Yds	TOP	FRES-BOI
9-55	04:16	7-0
12-50	06:17	7-7
6-28	01:23	10-7
3-27	01:01	17-7
3-43	00:51	24-7
15-50	08:08	27-7
4-4	00:25	30-7

BOISE, Idaho – Boise State dropped its first home contest since 2023, falling to Fresno State 30-7 Saturday afternoon at Albertsons Stadium.

The loss snapped the Broncos' (6-3, 4-1 Mountain West) 16-game home win streak and 14-game MW win streak. It was Boise State's first loss on The Blue since suffering an 18-16 defeat to UCF on Sept. 9, 2023, and its first home loss in a league contest since losing to Air Force on Oct. 16, 2021.

Despite a defensive performance that limited the Bulldogs (6-3, 3-2 MW) to 35 passing yards, the Broncos committed three turnovers in the contest, which Fresno State converted into 10 points. Boise State also held Fresno State to 224 total yards, marking the fifth time this season the Blue and Orange have held an opponent to under 300 yards of total offense. The Broncos finished with 193 yards of total offense.

The Bulldogs put points on the scoreboard first, finding the end zone with a 1-yard rush with 4:16 on the clock in the opening frame. Backup quarterback Max Cutforth, stepping in for an injured Maddux Madsen, led Boise State on a 12-play, 50-yard drive with 2:07 left in the half to tie the game at seven. Cutforth found Chase Penry for the score, marking each of their first touchdowns as Broncos.

Fresno State converted on a Boise State turnover right before the half, kicking a 36-yard field goal to take a 10-7 advantage into the locker room.

The Bulldogs made it a two-possession game with a touchdown early in the second half after capitalizing on a Bronco fumble. Fresno State added to its lead with another touchdown midway through the third. The visiting team added a pair of field goals in the final frame to come away with a 30-7 victory.

FRESNO STATE

Rushing	Att	Yds	TD	Lg	Avg
Rayshon Luke	16	88	0	23	5.5
Bryson Donelson	11	45	1	11	4.1
Brandon Ramirez	7	34	1	15	4.9
Johannathan Arceneaux	3	15	0	12	5.0
Carson Conklin	4	5	0	4	1.2
Elijah Gilliam	3	5	1	3	1.7

Passing

Carson Conklin	C-A-I	Yds	TD	Lg	Sack
Carson Conklin	10-21-0	35	0	8	0

Receiving

Josiah Freeman	4	27	19	0	8
Richie Anderson III	2	9	10	0	5
Bryson Donelson	2	-7	6	0	0
Rayshon Luke	1	4	3	0	4
Jayon Farrar	1	2	5	0	2

Defensive

Jadon Pearson	10	0.0-0	2.0-6	0	0-0	0-0	0	0
Simeon Harris	6	1.0-4	3.0-9	1	0-0	1-0	0	0
Tytus Khajavi	4	0.0-0	0.0-0	0	0-0	1-2	0	0
Korey Foreman	3	1.0-6	2.0-7	0	0-0	0-0	0	0
Jahzon Jacks	3	0.0-0	0.0-0	0	1-0	0-0	0	0
Jakari Embry	3	0.0-0	0.0-0	0	0-0	0-0	2	0
Finn Claypool	3	2.0-27	2.0-27	1	0-0	0-0	0	1
Jayden Davis	3	0.0-0	0.0-0	0	0-0	0-0	0	0
Camryn Bracha	2	0.0-0	0.0-0	0	0-0	0-0	0	0
Ryan Wilson	2	0.0-0	0.0-0	0	0-0	0-0	0	0
Ethan Tierney	2	0.0-0	0.0-0	0	0-0	0-0	0	0
Andre Cobb	2	0.0-0	0.0-0	0	0-0	0-0	0	0
Al'zillion Hamilton	2	0.0-0	0.0-0	0	0-0	0-0	0	0
Michael Jordan Jr.	1	0.0-0	0.0-0	0	0-0	0-0	1	0
Julius Gandy	1	0.0-0	0.0-0	0	0-0	0-0	0	0
Johannathan Arceneaux	1	0.0-0	0.0-0	0	0-0	0-0	0	0
Sione Noa	1	0.0-0	1.0-1	0	0-0	0-0	0	0
Tommy Nix	1	0.0-0	0.0-0	0	0-0	0-0	0	0
Justin Johnson	1	0.0-0	0.0-0	0	0-0	0-0	0	0
Josiah Freeman	0	0.0-0	0.0-0	0	0-0	0-0	1	0
Noah Yeh	0	0.0-0	0.0-0	0	0-0	0-0	0	1

BOISE STATE

Rushing	Att	Yds	TD	Lg	Avg
Malik Sherrod	10	67	0	44	6.7
Sire Gaines	7	39	0	15	5.6
Dylan Riley	6	16	0	6	2.7
Cameron Bates	1	3	0	3	3.0
Maddux Madsen	1	-6	0	0	-6.0
Max Cutforth	4	-28	0	3	-7.0

Passing

Max Cutforth	C-A-I	Yds	TD	Lg	Sack
Max Cutforth	14-29-2	106	1	16	3

Receiving

Receiving	Rec	Yds	YAC	TD	Lg
Chase Penry	5	44	7	1	12
Matt Lauter	4	30	24	0	11
Latrell Caples	1	16	0	0	16
Cameron Bates	1	13	0	0	13
Malik Sherrod	1	3	1	0	3
Matt Wagner	1	2	0	0	2
Sire Gaines	1	-2	2	0	0
Dylan Riley	1	-4	0	0	0

Defensive

Ty Benefield	11	0.0-0	0.0-0	0	0-0	0-0	0	1
Jayden Virgin-Morgan	8	0.0-0	0.0-0	0	0-0	0-0	0	0
Derek Ganter Jr.	7	0.0-0	0.0-0	0	0-0	0-0	0	0
A'Marion McCoy	6	0.0-0	1.0-4	0	0-0	0-0	1	0
Jake Ripp	5	0.0-0	0.0-0	0	0-0	0-0	0	0
Jeremiah Earby	4	0.0-0	0.0-0	0	0-0	0-0	1	0
Boen Phelps	4	0.0-0	0.0-0	0	0-0	0-0	0	0
Marco Notaraini	4	0.0-0	0.0-0	0	0-0	0-0	0	1
Max Stege	2	0.0-0	1.0-3	0	0-0	0-0	0	2
Dylan Riley	2	0.0-0	0.0-0	0	0-0	0-0	0	0
Jaden Mickey	2	0.0-0	1.0-7	0	0-0	0-0	1	0
Malakai Williams	2	0.0-0	1.0-1	0	0-0	0-0	0	1
Travis Anderson	2	0.0-0	0.0-0	0	0-0	0-0	0	0
Arthur de Boachie	1	0.0-0	0.0-0	0	0-0	0-0	0	0
Sherrod Smith	1	0.0-0	0.0-0	0	0-0	0-0	0	0
David Latu	1	0.0-0	1.0-1	0	0-0	0-0	0	0
Lopez Sanusi	1	0.0-0	0.0-0	0	0-0	0-0	0	0
Braxton Fely	0	0.0-0	0.0-0	0	0-0	0-0	0	0



BRONCOS FALL TO AZTECS

NOV. 15, 2025 • SNAPDRAGON STADIUM • SAN DIEGO, CALIF. • ATT: 29,302

TEAM STATISTICS

	BOI	SDSU
FIRST DOWNS	14	12
Rushing	11	11
Passing	3	1
Penalty	0	0
NET YARDS RUSHING	164	277
Rushing Attempts	41	46
Average Per Rush	4.0	6.0
Rushing Touchdowns	1	2
Yards Gained Rushing	170	282
Yards Lost Rushing	6	5
NET YARDS PASSING	104	17
Completions-Attempts-Int	12-18-0	6-10-0
Average Per Attempt	5.8	1.7
Average Per Completion	8.7	2.8
Passing Touchdowns	0	0
TOTAL OFFENSE YARDS	268	294
Total offense plays	59	56
Average Gain Per Play	4.5	5.2
Fumbles: Number-Lost	2-0	0-0
Penalties: Number-Yards	4-45	2-15
PUNTS-YARDS	7-291	6-270
Average Yards Per Punt	41.6	45.0
Net Yards Per Punt	38.7	38
Inside 20	3	1
50+ Yards	1	1
Touchbacks	1	2
Fair catch	4	1
KICKOFF-YARDS	2-118	4-250
Average Yards Per Kickoff	59.0	62.5
Net Yards Per Kickoff	38	37.5
Touchbacks	0	3
Fair Catch Yards	0	0
Punt returns: Number-Yards-TD	1-2-0	1-0-0
AVERAGE PER RETURN	2.0	0.0
Kickoff returns: Number-Yds-TD	0-0-0	2-42-0
AVERAGE PER RETURN	0.0	21.0
Interceptions: Number-Yds-TD	0-0-0	0-0-0
FUMBLE RETURNS: NUMBER-YDS-TD	0-0-0	0-0-0
MISCELLANEOUS YARDS	0	0
POSSESSION TIME	31:05	28:55
1st Quarter	08:43	06:17
2nd Quarter	08:56	06:04
3rd Quarter	07:29	07:31
4th Quarter	05:57	09:03
Third-Down Conversions	5-14	3-12
Fourth-Down Conversions	1-1	1-1
Red-Zone Scores-Chances	1-1	2-2
Touchdowns	1	2
Field goals	0	0
Sacks By: Number-Yards	0-0	0-0
PAT Kicks	1-1	2-2
2Pts Conversions	0-0	0-0
Field Goals	0-1	1-1
Points off Turnover	0	0

BOISE STATE
SAN DIEGO STATE

0	7	0	0	7
0	14	0	3	17

Qtr. Time Team Scoring Play

2nd	13:15	SDSU	#4 J.Denegal 1 yd rush (#11 G.Plascencia kick)
2nd	05:29	BOI	#24 D.Riley 9 yd rush (#35 C.Boomer kick)
2nd	01:10	SDSU	#4 J.Denegal 8 yd rush (#11 G.Plascencia kick)
4th	10:51	SDSU	#11 G.Plascencia 47 yd FG

Plays-Yds	TOP	BOI-SDSU
6-80	03:01	0-7
14-75	07:46	7-7
11-71	04:13	7-14
9-39	05:25	7-17

SAN DIEGO – Boise State suffered its second consecutive loss on Saturday night, losing to San Diego State, 17-7, at Snapdragon Stadium.

With the victory, the Aztecs (8-2, 5-1 Mountain West) claim sole possession of first place in the league standings. The Broncos (6-4, 4-2 MW) drop to a tie for second place with two games remaining on the schedule. The conference championship game will take place on Dec. 5.

The game primarily played out on the ground, with both teams attempting over 40 rushes. San Diego State managed 277 yards on the ground, while Boise State finished with 164. The Broncos won the attack in the air, recording 104 passing yards to the Aztecs' 17.

San Diego State put points on the scoreboard first, finding the end zone a little over a minute into the second frame. The Broncos responded on the ensuing kickoff, putting together a 15-play, 75-yard drive culminating with a Dylan Riley touchdown from nine yards out to even the score at seven.

The Aztecs scored their second touchdown of the night inside the final two minutes of the half to take a 14-7 advantage at intermission.

Neither team was able to score in the third quarter, but San Diego State made it a two-possession game with 10:51 left in the contest with a 47-yard field goal.

The Broncos made a late push in the fourth quarter, but failed to convert a field goal under the two-minute timeout.

BOISE STATE

Rushing	Att	Yds	TD	Lg	Avg
Dylan Riley	21	79	1	9	3.8
Sire Gaines	13	78	0	20	6.0
Malik Sherrod	4	6	0	5	1.5
Max Cutforth	3	1	0	2	0.3

Passing	C-A-I	Yds	TD	Lg	Sack
Max Cutforth	12-18-0	104	0	19	0

Receiving	Rec	Yds	YAC	TD	Lg
Latrell Caples	7	42	22	0	13
Chase Penry	3	50	2	0	19
Cameron Bates	1	8	0	0	8
Matt Wagner	1	4	6	0	4

Defensive	TOT	Sk	TFL	FF	FR	INT	PBU	QH
Ty Benefield	5	0-0-0	0-0-0	0	0-0	0-0	0	0
Boen Phelps	6	0-0-0	0-0-0	0	0-0	0-0	0	0
Jake Ripp	4	0-0-0	1-5-3	0	0-0	0-0	0	0
Marco Notarainni	4	0-0-0	0-0-0	0	0-0	0-0	0	0
Jeremiah Earby	4	0-0-0	0-0-0	0	0-0	0-0	0	0
Zion Washington	1	0-0-0	0-0-0	0	0-0	0-0	0	0
Dion Washington	2	0-0-0	1-0-1	0	0-0	0-0	0	0
Jaden Mickey	3	0-0-0	2-0-5	0	0-0	0-0	0	0
Michael Madrie	1	0-0-0	0-5-2	0	0-0	0-0	0	0
A'Marion McCoy	0	0-0-0	0-0-0	0	0-0	0-0	0	0
Lopez Sanusi	1	0-0-0	0-0-0	0	0-0	0-0	0	0
Max Stege	1	0-0-0	0-0-0	0	0-0	0-0	0	0
David Latu	1	0-0-0	0-0-0	0	0-0	0-0	0	0
Jayden Virgin-Morgan	0	0-0-0	0-0-0	0	0-0	0-0	0	0
Braxton Fely	0	0-0-0	0-0-0	0	0-0	0-0	0	1
Derek Ganter Jr.	0	0-0-0	0-0-0	0	0-0	0-0	0	0
Keanu Mailoto	0	0-0-0	0-0-0	0	0-0	0-0	0	0

SAN DIEGO STATE

Rushing	Att	Yds	TD	Lg	Avg
Lucky Sutton	25	150	0	27	6.0
Christian Washington	9	98	0	41	10.9
Jayden Denegal	5	16	2	8	3.2
Byron Cardwell	3	15	0	10	5.0
Mikey Welsh	1	1	0	1	1.0

Passing	C-A-I	Yds	TD	Lg	Sack
Jayden Denegal	6-10-0	17	0	23	0

Receiving	Rec	Yds	YAC	TD	Lg
Mikey Welsh	3	22	9	0	23
Donovan Brown	1	1	1	0	1
Jordan Napier	1	-2	0	0	0
Lucky Sutton	1	-4	1	0	0

Defensive	TOT	Sk	TFL	FF	FR	INT	PBU	QH
Owen Chambliss	4	0-0-0	0-5-2	0	0-0	0-0	0	0
Mister Williams	3	0-0-0	1-0-1	0	0-0	0-0	0	0
Trey White	5	0-0-0	0-5-1	0	0-0	0-0	0	0
Chris Johnson	5	0-0-0	0-0-0	0	0-0	0-0	1	0
Bryce Phillips	4	0-0-0	0-0-0	1	0-0	0-0	0	0
Dalesean Staley	4	0-0-0	0-0-0	0	0-0	0-0	0	0
Dwayne McDougale	2	0-0-0	0-5-0	0	0-0	0-0	0	0
Brady Anderson	3	0-0-0	0-0-0	0	0-0	0-0	0	0
Eric Butler	1	0-0-0	0-5-1	0	0-0	0-0	2	0
Brady Nassar	2	0-0-0	0-0-0	0	0-0	0-0	1	1
Amari Comier	2	0-0-0	0-0-0	0	0-0	0-0	0	0
Niles King	1	0-0-0	1-0-1	0	0-0	0-0	0	0
Sam Benjamin	0	0-0-0	0-0-0	0	0-0	0-0	0	0
Dean Harrington	1	0-0-0	0-0-0	0	0-0	0-0	0	0
Malachi Finau	0	0-0-0	0-0-0	0	0-0	0-0	0	0
Jared Badie	0	0-0-0	0-0-0	0	0-0	0-0	0	0



BRONCOS ROLL PAST RAMS IN REGULAR SEASON HOME FINALE

NOV. 22, 2025 • ALBERTSONS STADIUM • BOISE, IDAHO • ATT: 32,819

TEAM STATISTICS

	CSU	BOI
FIRST DOWNS	17	32
Rushing	1	17
Passing	10	13
Penalty	6	2
NET YARDS RUSHING	39	279
Rushing Attempts	17	52
Average Per Rush	2.3	5.4
Rushing Touchdowns	1	6
Yards Gained Rushing	53	303
Yards Lost Rushing	14	24
NET YARDS PASSING	293	254
Completions-Attempts-Int	26-46-3	23-35-0
Average Per Attempt	6.4	7.3
Average Per Completion	11.3	11.0
Passing Touchdowns	2	0
TOTAL OFFENSE YARDS	332	533
Total offense plays	63	87
Average Gain Per Play	5.3	6.1
Fumbles: Number-Lost	1-1	2-1
Penalties: Number-Yards	6-80	9-95
PUNTS-YARDS	5-218	4-176
Average Yards Per Punt	43.6	44.0
Net Yards Per Punt	43.6	43.2
Inside 20	2	2
50+ Yards	2	1
Touchbacks	0	0
Fair catch	0	3
KICKOFF-YARDS	2-116	9-527
Average Yards Per Kickoff	58.0	58.6
Net Yards Per Kickoff	43	38.4
Touchbacks	0	6
Fair Catch Yards	0	0
Punt returns: Number-Yards-TD	1-3-0	0-0-0
AVERAGE PER RETURN	3.0	0.0
Kickoff returns: Number-Yards-TD	2-31-0	2-30-0
AVERAGE PER RETURN	15.5	15.0
Interceptions: Number-Yds-TD	0-0-0	3-38-0
FUMBLE RETURNS: NUMBER-YDS-TD	0-0-0	0-0-0
MISCELLANEOUS YARDS	0	0
POSSESSION TIME	23:05	36:55
1st Quarter	05:43	09:17
2nd Quarter	02:22	12:38
3rd Quarter	07:41	07:19
4th Quarter	07:19	07:41
Third-Down Conversions	6-13	7-13
Fourth-Down Conversions	0-2	0-0
Red-Zone Scores-Chances	3-3	7-7
Touchdowns	3	5
Field goals	0	2
Sacks By: Number-Yards	2-22	1-11
PAT Kicks	3-3	5-5
2Pts Conversions	0-0	1-1
Field Goals	0-0	2-2
Points off Turnover	0	17

COLORADO STATE
BOISE STATE

7 0 0 14
7 20 7 15

21
49

Qtr. Time Team Scoring Play

1st	08:55	BOI	#26 S.Gaines 3 yd rush (#35 C.Boomer kick)
1st	05:27	CSU	#81 R.Beers 3 yd pass from #3 D.Curry (#98 I.Hankins kick)
2nd	11:32	BOI	#8 M.Sherrod 1 yd rush (#35 C.Boomer kick)
2nd	03:37	BOI	#35 C.Boomer 27 yd FG
2nd	01:59	BOI	#24 D.Riley 2 yd rush (#35 C.Boomer kick)
2nd	00:06	BOI	#35 C.Boomer 32 yd FG
3rd	01:48	BOI	#26 S.Gaines 8 yd rush (#35 C.Boomer kick)
4th	11:09	CSU	#25 L.Avant 4 yd rush (#98 I.Hankins kick)
4th	09:32	CSU	#6 T.Lanier 6 yd pass from #3 D.Curry (#98 I.Hankins kick)
4th	05:48	BOI	#8 M.Sherrod 24 yd rush (#80 C.Bates pass from #14 M.Cutforth)
4th	02:29	BOI	#28 S.Knothe 9 yd rush (#35 C.Boomer kick)

Plays-Yds TOP CSU-BOI

14-79	06:01	0-7
8-75	03:28	7-7
10-98	04:38	7-14
12-81	06:38	7-17
5-45	01:29	7-24
12-63	01:03	7-27
7-68	03:43	7-34
9-91	02:51	14-34
5-49	01:36	21-34
6-51	03:43	21-42
5-25	02:53	21-49

BOISE, Idaho – Boise State dominated on both sides of the ball to cruise past Colorado State, 49-21, Saturday night at Albertsons Stadium.

The Broncos (7-4, 5-2 Mountain West) generated over 500 yards of offense while forcing the Rams (2-9, 1-6 MW) to commit four turnovers. Boise State recorded three interceptions in the victory, including two from cornerback Jeremiah Earby.

Boise State scored all six touchdowns from the ground, with four different Broncos finding the end zone. Sire Gaines and Malik Sherrod each recorded multiple touchdowns, while Seth Knothe and Dylan Riley also found the orange for the squad.

Gaines recorded a career-high in the victory, rushing for 149 yards and averaging 6.8 yards per carry. Riley finished with 72 yards while Sherrod notched 57 yards. Knothe had five carries for 25 yards while recording his first career touchdown.

In his second career start, redshirt sophomore quarterback Max Cutforth threw for a career-high 239 yards while completing 22 of his 34 pass attempts. Latrell Caples was his top target, matching his career-high by completing seven receptions and totaling 70 yards against the Rams.

Earby was the standout defensively, notching his second game this season with multiple interceptions. The senior cornerback also recovered a fumble, and finished with three tackles. Zion Washington also recorded an interception – the first of his career – and finished with a game-high nine tackles, including one sack.

Boise State began the onslaught by scoring on its opening drive, with Gaines finding the end zone on the ground from three yards out. Colorado State answered with a touchdown of its own as the game was knotted at seven after the first frame.

The Broncos took a 14-7 advantage after embarking on a 10-play, 98-yard drive – the longest drive since 2016 – in the second quarter. Malik Sherrod walked into the end zone untouched from a yard out to give the Blue and Orange the lead.

Boise State's defense forced a pair of turnovers in the second frame, helping the squad generate a 27-7 halftime advantage. Offensively, the Broncos generated 355 yards of offense in the opening half.

COLORADO STATE

Rushing	Att	Yds	TD	Lg	Avg
Darius Curry	6	23	0	20	3.8
Lloyd Avant	9	14	1	9	1.6
Justin Marshall	1	3	0	3	3.0

Passing	C-A-I	Yds	TD	Lg	Sack
Darius Curry	26-46-3	293	2	79	1

Receiving	Rec	Yds	YAC	TD	Lg
Rocky Beers	7	94	54	1	40
Lloyd Avant	5	28	36	0	14
Tay Lanier	5	26	1	1	8
Tommy Maher	4	44	16	0	32
Javion Kinnard	3	90	92	0	79
Lavon Brown	1	12	2	0	12
Armani Winfield	1	-1	1	0	0

Defensive	TOT	Sk	TFL	FF	FR	INT	PBU	QH
Jace Bellah	18	0.0-0	0.0-0	0	0-0	0-0	0	0
Owen Long	9	0.0-0	0.0-0	1	0-0	0-0	0	0
Jake Jarmolowich	7	0.0-0	0.0-0	0	0-0	0-0	0	0
Robert Edmonson	5	0.0-0	0.0-0	0	0-0	0-0	0	0
Kenyon Agurs	4	0.0-0	0.0-0	0	0-0	0-0	0	0
Jacob Ellis	4	0.0-0	0.0-0	0	0-0	0-0	0	0
Jernias Tafia	3	0.0-0	0.0-0	0	0-0	0-0	0	0
Lemondre Joe	3	1.0-11	1.0-11	0	1-0	0-0	0	0
Andrew Laurich	3	0.0-0	0.0-0	0	0-0	0-0	0	0
CJ Blocker	2	0.0-0	0.0-0	0	0-0	0-0	0	0
Jett Vincent	2	0.0-0	0.0-0	0	0-0	0-0	0	0
Alton Tarber	2	0.0-0	0.0-0	0	0-0	0-0	0	0
Jaseim Mitchell	2	0.0-0	0.0-0	0	0-0	0-0	0	0
Jeremy Naborne	2	0.0-0	0.0-0	0	0-0	0-0	0	0
Paul Tangelo	1	1.0-11	1.0-11	0	0-0	0-0	0	0
Moso'oipala Tuitele	1	0.0-0	0.0-0	0	0-0	0-0	0	0
DeAndre Gill	1	0.0-0	0.0-0	0	0-0	0-0	0	0
Jahari Rogers	1	0.0-0	0.0-0	0	0-0	0-0	0	0
Chance Harrison	1	0.0-0	0.0-0	0	0-0	0-0	0	0
Rocky Beers	1	0.0-0	0.0-0	0	0-0	0-0	0	0
Dylan Phelps	0	0.0-0	0.0-0	0	0-0	0-0	1	0

BOISE STATE

Rushing	Att	Yds	TD	Lg	Avg
Sire Gaines	22	149	2	18	6.8
Dylan Riley	14	72	1	35	5.1
Malik Sherrod	7	56	2	24	8.0
Seth Knothe	5	25	1	9	5.0
Max Cutforth	3	-22	0	0	-7.3

Passing	C-A-I	Yds	TD	Lg	Sack
Max Cutforth	22-34-0	239	0	42	2
Cameron Bates	1-1-0	15	0	15	0

Receiving	Rec	Yds	YAC	TD	Lg
Latrell Caples	7	70	17	0	16
Matt Lauter	4	38	5	0	20
Cameron Bates	3	54	12	0	42
Chase Penry	3	44	8	0	21
Matt Wagner	3	32	10	0	15
Dylan Riley	2	4	7	0	3
Sire Gaines	1	12	10	0	12

Defensive	TOT	Sk	TFL	FF	FR	INT	PBU	QH
Zion Washington	9	1.0-11	1.0-11	0	0-0	1-1	0	0
Ty Benefield	6	0.0-0	0.0-0	0	0-0	0-0	0	0
Marco Notaraini	4	0.0-0	0.0-0	0	0-0	0-0	0	0
Max Stege	3	0.0-0	1.0-1	0	0-0	0-0	0	1
Jayden Virgin-Morgan	3	0.0-0	1.0-1	0	0-0	0-0	0	0
Boen Phelps	3	0.0-0	0.0-0	0	0-0	0-0	0	1
Jeremiah Earby	3	0.0-0	0.0-0	0	1-0	2-37	2	0
Jaden Mickey	2	0.0-0	0.0-0	1	0-0	0-0	0	0
Josiah Alanis	2	0.0-0	0.0-0	0	0-0	0-0	0	0
Travis Anderson	2	0.0-0	0.0-0	0	0-0	0-0	0	0
Demetrius Freney	1	0.0-0	0.0-0	0	0-0	0-0	0	0
Roman Caywood	1	0.0-0	1.0-1	0	0-0	0-0	0	0
Derek Ganter Jr.	1	0.0-0	0.0-0	0	0-0	0-0	0	0
Mana Tuoti	1	0.0-0	0.0-0	0	0-0	0-0	0	0
Jake Ripp	1	0.0-0	0.0-0	0	0-0	0-0	0	0



BRONCOS TRUMP AGGIES IN COMEBACK THRILLER

NOV. 28, 2025 • MAVERIK STADIUM • LOGAN, UTAH • ATT: 21,115

TEAM STATISTICS

	BOI	USU
FIRST DOWNS	28	22
Rushing	11	10
Passing	15	8
Penalty	2	4
NET YARDS RUSHING	171	221
Rushing Attempts	46	34
Average Per Rush	3.7	6.5
Rushing Touchdowns	1	3
Yards Gained Rushing	189	247
Yards Lost Rushing	18	26
NET YARDS PASSING	341	184
Completions-Attempts-Int	26-49-0	13-32-0
Average Per Attempt	7.0	5.8
Average Per Completion	13.1	14.2
Passing Touchdowns	2	0
TOTAL OFFENSE YARDS	512	405
Total offense plays	95	66
Average Gain Per Play	5.4	6.1
Fumbles: Number-Lost	1-1	2-1
Penalties: Number-Yards	7-65	11-91
PUNTS-YARDS	4-178	6-228
Average Yards Per Punt	44.5	38.0
Net Yards Per Punt	31	37.8
Inside 20	1	1
50+ Yards	0	1
Touchbacks	2	0
Fair catch	1	2
KICKOFF-YARDS	6-390	5-314
Average Yards Per Kickoff	65.0	62.8
Net Yards Per Kickoff	40	41
Touchbacks	6	1
Fair Catch Yards	0	22
Punt returns: Number-Yards-TD	1-1-0	1-14-0
AVERAGE PER RETURN	1.0	14.0
Kickoff returns: Number-Yds-TD	3-62-0	0-0-0
AVERAGE PER RETURN	20.7	0.0
Interceptions: Number-Yds-TD	0-0-0	0-0-0
FUMBLE RETURNS: NUMBER-YDS-TD	1-0-0	1-0-0
MISCELLANEOUS YARDS	0	0
POSSESSION TIME	36:58	23:02
1st Quarter	09:30	05:30
2nd Quarter	10:02	04:58
3rd Quarter	07:26	07:34
4th Quarter	10:00	05:00
Third-Down Conversions	13-24	1-10
Fourth-Down Conversions	1-4	0-2
Red-Zone Scores-Chances	4-5	3-4
Touchdowns	2	2
Field goals	2	1
Sacks By: Number-Yards	2-13	2-10
PAT Kicks	1-1	3-3
2Pts Conversions	0-2	0-0
Field Goals	2-3	1-1
Points off Turnover	3	0

BOISE STATE UTAH STATE

10
14

3
7

6
3

6
0

25
24

Qtr. Time Team Scoring Play

1st	12:29	USU	#16 B.Barnes 1 yd rush (#14 T.Rinker kick)
1st	07:58	BOI	#35 C.Boomer 27 yd FG
1st	05:07	BOI	#88 M.Wagner 11 yd pass from #14 M.Cutforth (#35 C.Boomer kick)
1st	04:05	USU	#8 J.Jacobs 56 yd rush (#14 T.Rinker kick)
2nd	01:55	USU	#2 M.Davis 11 yd rush (#14 T.Rinker kick)
2nd	00:12	BOI	#35 C.Boomer 32 yd FG
3rd	04:09	USU	#14 T.Rinker 37 yd FG
3rd	03:17	BOI	#25 Q.Brown 66 yd pass from #14 M.Cutforth (#80 C.Bates pass from #14 M.Cutforth failed)
4th	02:26	BOI	24 D.Riley 6 yd rush (pass from #14 M.Cutforth failed)

Plays-Yds	TOP	BOI-USU
7-75	02:31	0-7
8-13	02:53	3-7
4-46	01:57	10-7
3-75	01:02	10-14
9-74	02:21	10-21
14-60	01:43	13-21
10-51	03:23	13-24
2-75	00:44	19-24
7-41	02:56	25-24

LOGAN, Utah – Boise State pulled off an exhilarating 25-24 victory over Utah State in the regular season finale on Friday.

Trailing since the four-minute mark in the opening quarter, the Broncos (8-4, 6-2 Mountain West) retook the lead when Dylan Riley found the end zone on a 7-yard score with 2:56 remaining. Riley found the end zone on a 7-yard score with 2:56 remaining. Utah State had opportunities, with two drives down the stretch with a chance to reclaim the lead, but Boise State's defense held firm to earn the victory.

Prior to Riley's score, the Boise State defense had stops on two separate fourth-and-short opportunities in the fourth quarter, creating plays in the backfield on both occasions. The Broncos finished with a season-high 9.0 tackles-for-loss in the win.

The victory, combined with New Mexico's win over San Diego State earlier in the afternoon, put the Broncos in the middle of a three-way tie atop the conference standings. MW tiebreakers call for computer rankings to determine the two opponents for the championship game, which won't be completed until after all games are completed on Saturday. UNLV, which also has two conference losses and competes at Nevada at 7 p.m. MT on Saturday, would also be in contention with a win over the Wolf Pack.

The Aggies (6-6, 4-4 MW) scored a touchdown on their opening drive to take a 7-0 lead. Boise State put itself on the board with a 27-yard field goal from Colton Boomer midway through the first, set up by a fumble recovery from Jayden Virgin-Morgan a possession prior.

Matt Wagner gave the Broncos a lead, putting together back-to-back big plays for the squad. The redshirt-sophomore first recorded a 26-yard catch to put the Blue and Orange in the red zone, then scored a touchdown reception on the ensuing play to give Boise State a 10-7 advantage.

The Aggies answered the call, scoring a touchdown late in the opening frame to claim a 14-10 advantage after the first period.

Utah State extended the lead to 11 with a touchdown just under the two-minute timeout in the first half. The Broncos answered with a 14-play, 60-yard drive, leading to another field goal to make it a one-possession game, 21-13, at the break.

BOISE STATE

Rushing	Att	Yds	TD	Lg	Avg
Dylan Riley	25	120	1	21	4.8
Sire Gaines	10	31	0	10	3.1
Malik Sherrod	4	16	0	12	4.0
Quinton Brown	2	7	0	8	3.5
Cameron Bates	1	3	0	3	3.0
Max Cutforth	3	-2	0	8	-0.7
Latrell Caples	1	-4	0	0	-4.0

Passing

	C-A-I	Yds	TD	Lg	Sack
Max Cutforth	26-49-0	341	2	66	2

Receiving

	Rec	Yds	YAC	TD	Lg
Chase Penny	6	56	2	0	14
Malik Sherrod	6	56	49	0	24
Matt Wagner	4	64	55	1	26
Latrell Caples	3	52	10	0	23
Cameron Bates	2	20	1	0	15
Matt Lauter	2	16	0	0	9
Dylan Riley	2	10	11	0	7
Quinton Brown	1	66	35	1	66

Defensive

	TOT	Sk	TFL	FF	FR	INT	PBU	QH
Boen Phelps	7	0.0-0	1.0-3	0	0-0	0-0	0	0
Sherrod Smith	7	0.0-0	0.5-1	0	0-0	0-0	2	0
Ty Benefield	7	0.0-0	0.0-0	0	0-0	0-0	0	1
Zion Washington	5	0.0-0	0.0-0	0	0-0	0-0	0	0
Roman Caywood	4	0.5-3	2.0-6	0	0-0	0-0	0	1
Jayden Virgin-Morgan	4	0.0-0	1.0-3	0	1-0	0-0	0	1
Jaden Mickey	3	0.0-0	0.0-0	0	0-0	0-0	0	0
Max Stege	2	0.0-0	2.0-4	1	0-0	0-0	0	0
Derek Ganter Jr.	2	0.0-0	0.5-1	0	0-0	0-0	0	0
Braxton Fely	2	0.5-2	1.0-2	0	0-0	0-0	0	0
Demetrius Freeny	1	0.0-0	0.0-0	0	0-0	0-0	0	0
Marco Notarainni	1	0.0-0	0.0-0	0	0-0	0-0	1	1
Lopez Sanusi	1	0.0-0	0.0-0	0	0-0	0-0	0	0
Michael Madrie	1	0.0-0	0.0-0	0	0-0	0-0	0	0
Bol Bol	1	1.0-8	1.0-8	0	0-0	0-0	0	0
Jeremiah Earby	1	0.0-0	0.0-0	0	0-0	0-0	0	0

UTAH STATE

Rushing	Att	Yds	TD	Lg	Avg
Javen Jacobs	5	92	1	56	18.4
Bryson Barnes	18	89	1	27	4.9
Miles Davis	8	36	1	19	4.5
Noah White	1	8	0	8	8.0
Anthony Garcia	1	-3	0	0	-3.0

Passing

	C-A-I	Yds	TD	Lg	Sack
Bryson Barnes	13-31-0	184	0	32	2
Anthony Garcia	0-1-0	0	0	0	0

Receiving

	Rec	Yds	YAC	TD	Lg
Javen Jacobs	4	53	51	0	18
Anthony Garcia	2	54	3	0	32
Braden Pegan	2	27	0	0	20
Brady Boyd	2	15	3	0	13
Kahanu Davis	1	22	9	0	22
Josh Sterzer	1	9	3	0	9
Miles Davis	1	4	6	0	4

Defensive

	TOT	Sk	TFL	FF	FR	INT	PBU	QH
John Miller	14	0.0-0	0.0-0	0	0-0	0-0	1	1
Brevin Hamblin	14	0.5-2	0.5-2	1	0-0	0-0	0	0
Noah Avinger	11	1.0-7	2.5-9	0	1-0	0-0	1	1
Ike Larsen	11	0.0-0	0.5-0	0	0-0	0-0	0	0
Bronson Oleavoo Jr.	9	0.0-0	0.0-0	0	0-0	0-0	1	0
Dylan Tucker	7	0.0-0	1.0-2	0	0-0	0-0	0	0
Carson Tuiagave	6	0.0-0	0.0-0	0	0-0	0-0	0	0
Mataira Brown	5	0.0-0	0.0-0	0	0-0	0-0	0	0
Chris Joe	4	0.5-1	0.5-1	0	0-0	0-0	1	0
Enoka Migao	4	0.0-0	0.0-0	0	0-0	0-0	0	0
Gabriel Iniguez Jr.	3	0.0-0	0.0-0	0	0-0	0-0	0	0
Bobby Arnold III	2	0.0-0	0.0-0	0	0-0	0-0	0	0
Charger Doty	2	0.0-0	0.0-0	0	0-0	0-0	0	1
Tyree Morris	2	0.0-0	0.0-0	0	0-0	0-0	1	0
D' Angelo Mayes	1	0.0-0	0.0-0	0	0-0	0-0	0	0
Bryson Taylor	1	0.0-0	0.0-0	0	0-0	0-0	0	0
Bo Maile	1	0.0-0	0.0-0	0	0-0	0-0	0	0
Kahanu Davis	1	0.0-0	0.0-0	0	0-0	0-0	0	0



BRONCOS CLAIM THIRD CONSECUTIVE MOUNTAIN WEST CROWN

DEC. 5, 2025 • ALBERTSONS STADIUM • BOISE, IDAHO • ATT: 27,152

TEAM STATISTICS

	UNLV	BOI
FIRST DOWNS	22	23
Rushing	9	8
Passing	13	12
Penalty	0	3
NET YARDS RUSHING	184	171
Rushing Attempts	34	38
Average Per Rush	5.4	4.5
Rushing Touchdowns	2	2
Yards Gained Rushing	220	179
Yards Lost Rushing	36	8
NET YARDS PASSING	225	289
Completions-Attempts-Int	18-38-0	17-31-0
Average Per Attempt	5.9	9.3
Average Per Completion	12.5	17.0
Passing Touchdowns	1	3
TOTAL OFFENSE YARDS	409	460
Total offense plays	72	69
Average Gain Per Play	5.7	6.7
Fumbles: Number-Lost	1-1	1-0
Penalties: Number-Yards	9-70	3-20
PUNTS-YARDS	6-269	4-161
Average Yards Per Punt	44.8	40.2
Net Yards Per Punt	41.7	40.2
Inside 20	1	2
50+ Yards	1	0
Touchbacks	0	0
Fair catch	1	2
KICKOFF-YARDS	4-258	7-450
Average Yards Per Kickoff	64.5	64.3
Net Yards Per Kickoff	42.5	38.4
Touchbacks	0	2
Fair Catch Yards	0	75
Punt returns: Number-Yards-TD	0-0-0	3-29-0
AVERAGE PER RETURN	0.0	9.7
Kickoff returns: Number-Yards-TD	2-56-0	4-88-0
AVERAGE PER RETURN	28.0	22.0
Interceptions: Number-Yds-TD	0-0-0	0-0-0
FUMBLE RETURNS: NUMBER-YDS-TD	0-0-0	0-0-0
MISCELLANEOUS YARDS	0	0
POSSESSION TIME	28:40	31:20
1st Quarter	08:32	06:28
2nd Quarter	06:15	08:45
3rd Quarter	05:51	09:09
4th Quarter	08:02	06:58
Third-Down Conversions	4-14	10-16
Fourth-Down Conversions	1-2	0-1
Red-Zone Scores-Chances	3-3	4-4
Touchdowns	3	4
Field goals	0	0
Sacks By: Number-Yards	1-7	2-15
PAT Kicks	3-3	5-5
2Pts Conversions	0-0	0-0
Field Goals	0-1	1-1
Points off Turnover	0	0

UNLV

BOISE STATE

Qtr. Time Team Scoring Play

1st	06:40	BOI	#4 M.Madsen 10 yd rush (#35 C.Boomer kick)
1st	00:18	BOI	#24 D.Riley 9 yd pass from #4 M.Madsen (#35 C.Boomer kick)
2nd	08:42	BOI	#80 C.Bates 7 yd pass from #4 M.Madsen (#35 C.Boomer kick/0)
2nd	03:08	NLV	#10 A.Colandrea 5 yd rush (#32 R.Villela kick)
2nd	01:50	BOI	#8 M.Sherrod 39 yd pass from #4 M.Madsen (#35 C.Boomer kick)
2nd	00:49	NLV	#0 T.Omeire 11 yd pass from #10 A.Colandrea (#32 R.Villela kick)
3rd	02:59	NLV	#11 J.Earle 7 yd rush (#32 R.Villela kick)
4th	13:21	BOI	#26 S.Gaines 1 yd rush (#35 C.Boomer kick)
4th	03:13	BOI	#35 C.Boomer 50 yd FG

0

14

14

7

0

14

10

21

38

Plays-Yds

TOP

UNLV-BOI

0-7

0-14

0-21

7-21

7-28

14-28

21-28

21-35

21-38

BOISE, Idaho – Boise State became the first team in Mountain West history to win three consecutive championships, defeating UNLV 38-21 Friday night at Albertsons Stadium.

The Broncos (9-4, 6-2 MW) have now claimed seven conference titles since joining the conference in 2011, and six championship contests – both of which are the most in the league. Boise State defeated the Rebels (10-3, 6-2 MW) in all three games of the three-peat and the Broncos extended their winning streak over UNLV to 11 consecutive victories.

In his first game back since an injury against Fresno State on Nov. 1, Maddux Madsen was named the game's Offensive MVP after throwing for 289 yards and three touchdowns. The redshirt sophomore completed 17 of his 31 pass attempts and also ran for a touchdown in the opening frame. Ty Benefield was named the Defensive MVP, after recording a team-high seven tackles, one TFL and a fumble recovery in the contest.

Madsen showcased his recovery from injury on the first score of the game, diving past two defenders to find the end zone on the ground from 10 yards out midway through the first quarter. The score was set up when the redshirt junior found Chase Penry for 46 yards on 3rd and 17 to put the Broncos in the red zone.

Madsen kept the offense moving on the team's next offensive possession, leading a five-play, 67-yard drive that ended with the quarterback finding Dylan Riley for a 9-yard touchdown reception at the end of the first quarter. The Broncos extended their lead on the ensuing drive when Madsen found Cameron Bates for his first career touchdown reception to put the Blue and Orange up 21-0.

UNLV didn't back down, putting together a nine-play, 95-yard drive to make it a two-possession game with three minutes remaining in the half.

Boise State didn't waste any time marching down the field. A play after Sire Gaines broke several tackles for a 35-yard gain, Madsen found Malik Sherrod for a 39-yard touchdown reception to put the Broncos up 28-7 with 1:50 remaining in the half.

The Rebels answered the bell, responding with a touchdown less than a minute later to cut the deficit to 28-14 at the break.

UNLV

Rushing	Att	Yds	TD	Lg	Avg
Anthony Colandrea	12	66	1	24	5.5
Keyvone Lee	7	58	0	21	8.3
Jai'Den Thomas	10	41	0	23	4.1
JoJo Earle	3	19	1	9	6.3
Kayden McGee	2	0	0	3	0.0

Passing

C-A-I	Yds	TD	Lg	Sack
Anthony Colandrea	18-38-0	225	1	23

Receiving

Rec	Yds	YAC	TD	Lg
Daejon Reynolds	3	39	6	0
Jaden Bradley	3	35	13	0
Taeshawn Lyons	3	35	15	0
Troy Omeire	3	33	19	1
JoJo Earle	2	45	1	0
Nick Elksnis	1	20	5	0
Jai'Den Thomas	1	10	13	0
Keyvone Lee	1	8	12	0
Matt Byrnes	1	0	0	0

Defensive

TOT	Sk	TFL	FF	FR	INT	PBU	QH
Marsel McDuffie	9	0.0-0	0.0-0	0	0-0	0-0	0
Isaiah Patterson	7	0.0-0	0.0-0	0	0-0	0-0	0
Jake Pope	6	0.0-0	0.0-0	0	0-0	0-0	0
Jaheem Joseph	6	0.0-0	0.0-0	0	0-0	0-0	0
Blesing Alualu-Tuileomotu	5	0.0-0	0.0-0	0	0-0	0-0	0
Laterrance Welch	4	0.0-0	0.0-0	0	0-0	0-0	0
Andrew Powdrell	4	0.0-0	0.0-0	0	0-0	0-0	0
Jalen Lee	4	0.0-0	0.0-0	0	0-0	0-0	0
Cohen Fuller	4	0.0-0	0.0-0	0	0-0	0-0	0
Mumu Bin-Wahad	3	0.0-0	0.0-0	0	0-0	0-0	0
Aamaris Brown	3	0.0-0	0.0-0	0	0-0	0-0	0
Tunmise Adeleye	3	0.0-0	0.0-0	0	0-0	0-0	0
Chief Borders	2	0.0-0	0.0-0	0	0-0	0-0	0
Kayden McGee	1	0.0-0	0.0-0	0	0-0	0-0	0
Lucas Conti	1	1.0-7	1.0-7	0	0-0	0-0	0
Kodi DeCambr	1	0.0-0	0.0-0	0	0-0	0-0	0
Logan Christensen	1	0.0-0	0.0-0	0	0-0	0-0	0
Justin Flowe	1	0.0-0	0.0-0	0	0-0	0-0	0
Bryce Edmondson	1	0.0-0	0.0-0	0	0-0	0-0	0

BOISE STATE

Rushing	Att	Yds	TD	Lg	Avg
Dylan Riley	21	75	0	9	3.6
Sire Gaines	9	64	1	35	7.1
Quinton Brown	1	12	0	12	12.0
Malik Sherrod	2	11	0	9	5.5
Maddux Madsen	4	10	1	10	2.5

Passing

C-A-I	Yds	TD	Lg	Sack
Maddux Madsen	17-31-0	289	3	46

Receiving

Rec	Yds	YAC	TD	Lg
Chase Penry	3	96	74	0
Cameron Bates	3	65	11	1
Latrell Caples	3	32	14	0
Malik Sherrod	2	60	65	1
Matt Lauter	2	7	1	0
Chris Marshall	1	10	6	0
Dylan Riley	1	9	14	1
Quinton Brown	1	5	9	0
Matt Wagner	1	5	0	0

Defensive

TOT	Sk	TFL	FF	FR	INT	PBU	QH
Ty Benefield	8	0.0-0	1.0-4	0	1-0	0-0	0
Boen Phelps	7	0.0-0	1.0-3	1	0-0	0-0	0
Marco Notaraini	6	1.0-12	1.0-12	0	0-0	0-0	0
Jaden Mickey	5	0.0-0	1.0-2	0	0-0	0-0	1
Max Stege	4	0.0-0	2.0-10	0	0-0	0-0	0
Sherrod Smith	4	0.0-0	0.0-0	0	0-0	0-0	2
Zion Washington	3	0.0-0	0.0-0	0	0-0	0-0	0
Jeremiah Earby	3	0.0-0	0.0-0	0	0-0	0-0	1
Michael Madrie	2	0.0-0	1.0-2	0	0-0	0-0	0
Jayden Virgin-Morgan	2	1.0-3	1.0-3	0	0-0	0-0	4
Braxton Fely	2	0.0-0	0.0-0	0	0-0	0-0	0
Arthur de Boachie	1	0.0-0	0.0-0	0	0-0	0-0	0
Sterling Lane II	1	0.0-0	0.0-0	0	0-0	0-0	0
Jake Ripp	1	0.0-0	0.0-0	0	0-0	0-0	0
Roman Caywood	1	0.0-0	0.0-0	0	0-0	0-0	0
Lopez Sanusi	1	0.0-0	0.0-0	0	0-0	0-0	0
Colton Boomer	1	0.0-0	0.0-0	0	0-0	0-0	0