

2024 WASHINGTON FOOTBALL INFORMATION

2023 Husky Football Quick Facts

Location	Seattle, Wash., 98195
Enrollment	50,097 (fall '23, Seattle campus; total graduate and undergrad)
Nickname	Huskies
Colors	Purple & Gold
Conference	Big Ten
President	Ana Mari Cauce
Director of Athletics	Pat Chun
Faculty Representative	Dr. Alexes Harris
Official Athletics Website	www.gohuskies.com
Football Twitter Account	@UW_Football
Stadium (Built/Renovated)	Husky Stadium (1920/2013)
Husky Stadium Capacity	70,138
Husky Stadium Playing Surface	AstroTurf (installed 2021)
Head Coach	Jedd Fisch (Florida '98)
Career Head Coaching Record	17-22 (3 seasons)
Record at UW	first season
2023 Record	14-1, 9-0 Pac-12 (1st)
Letterwinners Returning/Lost	31/41
Offensive Starters Returning	none
Defensive Starters Returning	2
	LB Alphonzo Tuputala, Sr.; CB Elijah Jackson, Jr.
Specialist Starters Returning	2
	PK Grady Gross, Jr.; P Jack McCallister, Jr.

Husky Football Coaching Staff

Jedd Fisch , first year	Head Coach
Steve Belichick , first year	Defensive Coordinator
Brennan Carroll , first year	Offensive Coordinator/Offensive Line
Robert Bala , first year	Inside Linebackers
Kevin Cummings , first year	Wide Receivers
Jimmie Dougherty , first year	Passing Game Coordinator/Quarterbacks
Scottie Graham , first year	Running Backs
Jason Kaufusi , first year	Run Game Coordinator/Defensive Line
Jordan Paopao , first year	Special Teams Coordinator/Tight Ends
John Richardson , first year	Cornerbacks
Vinnie Sunseri , first year	Safeties
Tyler Owens , first year	Director of Strength & Conditioning
Dom Caldwell , first year	Graduate Assistant (Offense)
Jake Lynch , first year	Graduate Assistant (Defense)
Jacob Smith , first year	Graduate Assistant (Offense)
Keaton Wilkerson , second year	Graduate Assistant (Defense)
Michael Switzer , first year	Senior Offensive Analyst
Armond Hawkins , first year	Defensive Analyst
Austin Herink , first year	Quality Control (Offense)
Luke Del Rio , first year	Quality Control (Offense)
Caleb Wilson , first year	Quality Control (Offense)
Donovan Jackson , first year	Quality Control (Defense)
Kirkland Parker , second year	Quality Control (Defense)
Aaron van Horn , first year	Quality Control (Defense)
Bailey McElwain , first year	Quality Control (Special Teams)
Aaron Knotts , 10th year	Chief of Staff
Deborah Goldstein , 16th year	Director of Football Operations
Matt Doherty , first year	Director of Player Personnel

Athletic Communications Department WWW.GOHUSKIES.COM

Jeff Bechthold , Director (primary football contact)	bechthold@uw.edu
	office: (206) 685-7910
Hailee Roe , Assistant Director (football contact)	hroe2@uw.edu
	office: (206) 897-1742

Table Of Contents

2024 Quick Facts	1
2024 Husky Football Roster	2-3
2024 Husky Football Coaching Staff	4
2024 Husky Player Bios	5-11
2023 Season Statistics	5-19
UW Team Records	44-55
UW Individual Records	57-102
Opponent Records	103-114
All-Time Statistical Trends	105-118
UW Award Winners	119-129
All-Time Lettermen	131-138
All-Time UW Starting Lineups	139-143
All-Time UW Head Coaches	143
UW In The Pro Football Draft	144-145
UW Players In Pro Football	146-149
All-Time Year-By-Year Results	150-176
All-Time Series Records	177-181
Bowl Game History	181

2024 Washington Football Schedule

Sat., Aug. 31	WEBER STATE (BTN)	8:00 p.m.
Sat., Sept. 7	EASTERN MICHIGAN (BTN)	12:30 p.m.
Sat., Sept. 14	vs. Washington State at Lumen Field (Peacock)	12:30 p.m.
Sat., Sept. 21	NORTHWESTERN* (BTN)	TBD
Fri., Sept. 27	at Rutgers* (FOX)	5:00 p.m.
Sat., Oct. 5	MICHIGAN*	TBD
Sat., Oct. 12	at Iowa*	TBD
Sat., Oct. 26	at Indiana*	TBD
Sat., Nov. 2	USC*	12:30 or 1:00 or 4:00 p.m.
Sat., Nov. 9	at Penn State*	TBD
Fri., Nov. 15	UCLA* (FOX)	6:00 p.m.
Sat., Nov. 30	at Oregon*	TBD
Sat., Dec. 7	Big Ten Championship Game (CBS)	5:00 p.m.

* - Big Ten Conference game; all times Pacific

2023 Washington Football Results

Sat., Sept. 2	BOISE STATE	W, 56-19
Sat., Sept. 9	TULSA	W, 43-10
Sat., Sept. 16	at Michigan State	W, 41-7
Sat., Sept. 23	CALIFORNIA*	W, 59-32
Sat., Sept. 30	at Arizona*	W, 31-24
Sat., Oct. 14	OREGON*	W, 36-33
Sat., Oct. 21	ARIZONA STATE*	W, 15-7
Sat., Oct. 28	at Stanford*	W, 42-33
Sat., Nov. 4	at USC*	W, 52-42
Sat., Nov. 11	UTAH*	W, 35-28
Sat., Nov. 18	at Oregon State*	W, 22-20
Sat., Nov. 25	WASHINGTON STATE*	W, 24-21
Fri., Dec. 1	Pac-12 Championship Game vs. Oregon	W, 34-31
Mon., Jan. 1	Allstate Sugar Bowl vs. Texas	W, 37-31
Mon., Jan. 8	CFP Championship Game vs. Michigan	L, 13-34

* - Pac-12 Conference game

HELPFUL LINKS:

Current UW roster & player bios, with updated stats:
gohuskies.com/FBRoster

Media page, with links to current notes, stats, etc.:
gohuskies.com/PressBox

Historical archive of all-time rosters, stats, game recaps:
gohuskies.com/fbarchive

2024 WASHINGTON FOOTBALL ROSTER

No.	Name	Pos.	Ht.	Wt.	Yr.	Exp.	Hometown (High School / Last School)
28	Sam Adams II	RB	6-2	212	Jr. #	2V	Kirkland, Wash. (Eastside Catholic)
67	Aidan Anderson	OL	6-4	319	Fr. #	RS	Olympia, Wash. (North Thurston)
74	Drew Azzopardi	OL	6-7	308	So. #	TR	Pacifica, Calif. (Junipero Serra/San Diego State)
55	Jacob Bandes	DL	6-3	307	Sr. #	4V	Pittsburg, Calif. (Pittsburg)
19	Darren Barkins	CB	5-11	169	Jr. #	SQ	Spring Valley, Calif. (Mater Dei/Oregon)
12	Denzel Boston	WR	6-4	209	So. #	2V	South Hill, Wash. (Emerald Ridge)
78	Davit Boyajian	OL	6-5	307	Fr. #	HS	Clovis, Calif. (Clovis North)
8	Cameron Broussard	S	6-3	193	Sr. #	TR	Folsom, Calif. (Folsom/Sacramento State)
42	Carson Bruener	LB	6-2	226	Sr. #	3V	Woodinville, Wash. (Redmond)
17	Deven Bryant	LB	5-11	234	Fr. #	1V	Carson, Calif. (St. John Bosco)
0	Leroy Bryant	CB	5-11	180	Fr. #	1V	Fairfield, Calif. (Angelo Rodriguez)
25	Ryder Bumgarner	RB	5-9	195	Fr. #	RS	Stanwood, Wash. (Stanwood)
35	Jace Burton	WR	5-10	165	Fr. #	HS	Portland, Ore. (Jesuit)
92	Bryce Butler	DL	6-5	312	Jr. #	JC	Toronto, Canada (St. Thomas More/Garden City CC)
20	Rahshawn Clark	S	6-0	180	Fr. #	HS	Seattle, Wash. (Garfield)
63	Roice Cleeland	OL	6-2	297	Fr. #	RS	Vancouver, Wash. (Jesuit)
1	Jonah Coleman	RB	5-9	229	Jr. #	TR	Stockton, Calif. (Lincoln/Arizona)
82	Owen Coutts	TE	6-4	230	Sr. #	SQ	Seattle, Wash. (Ballard)
54	Parker Cross	OL	6-2	284	Fr. #	RS	Seattle, Wash. (Seattle Prep)
89	Charlie Crowell	TE	6-5	248	Fr. #	HS	Bend, Ore. (Summit)
56	Annas Davis	DL	6-2	300	Fr. #	HS	Rancho Cucamonga, Calif. (Tustin)
22	Cameron Davis	RB	6-0	214	Sr. #	3V	Rancho Cucamonga, Calif. (Upland)
90	Elinneus Davis	DL	6-2	309	Fr. #	RS	Moorhead, Minn. (Moorhead)
99	Russell Davis II	EDGE	6-3	217	Jr. #	TR	Chandler, Ariz. (Hamilton/Arizona)
86	Decker DeGraaf	TE	6-3	240	Fr. #	HS	San Dimas, Calif. (Glendora)
9	Thaddeus Dixon	CB	6-1	186	Sr. #	1V	Los Angeles, Calif. (La Mirada/Long Beach CC)
12	Tristan Dunn	S	6-4	191	So. #	1V	Sumner, Wash. (Sumner)
5	Zach Durfee	EDGE	6-5	256	Jr. #	SQ	Dawson, Minn. (Dawson-Boyd/Univ. of Sioux Falls)
24	Makell Esteen	S	6-1	202	Jr. #	3V	Hawthorne, Calif. (Lawndale)
68	Soane Faasolo	OL	6-8	295	Fr. #	RS	East Palo Alto, Calif. (Menlo-Atherton)
13	Kamren Fabriculan	S	6-1	200	Sr. #	4V	Camariillo, Calif. (Westlake)
53	Paki Finau	OL	6-5	297	Fr. #	HS	Hesperia, Calif. (Oak Hills)
37	Sam Finnegan	PK	5-11	211	Fr. #	HS	Seattle, Wash. (Bishop Blanchet)
54	Drew Fowler	LB	6-1	222	Sr. #	4V	Bellevue, Wash. (Bellevue)
83	Luke Gayton	WR	6-1	194	Fr. #	HS	Palos Verdes Estates, Calif. (Palos Verdes)
84	Jackson Girouard	WR	6-0	193	Jr. #	SQ	Redwood City, Calif. (Sacred Heart Prep)
0	Kevin Green Jr.	WR	5-11	155	So. #	TR	Mission Hills, Calif. (Bishop Alemany/Arizona)
30	Kayden Greene	S	6-2	158	Fr. #	HS	Sammamish, Wash. (Eastside Catholic)
95	Grady Gross	PK	5-11	218	Jr. #	2V	Scottsdale, Ariz. (Horizon)
4	Justin Harrington	S	6-3	209	Sr. #	TR	Raleigh, N.C. (Southeast/Bakersfield CC/Oklahoma)
13	Audric Harris	WR	6-0	189	Fr. #	HS	Bellflower, Calif. (Bishop Gorman (Nev.))
66	Landen Hatchett	OL	6-2	310	So. #	1V	Ferndale, Wash. (Ferndale)
45	Maurice Heims	EDGE	6-5	263	Jr. #	2V	Hamburg, Germany (Santa Margarita Catholic)
58	Zachary Henning	OL	6-5	299	Fr. #	RS	Centennial, Colo. (Grandview)
27	Vincent Holmes	S	6-0	187	Fr. #	1V	San Jacinto, Calif. (San Jacinto)
10	Lance Holtzclaw	EDGE	6-3	224	So. #	1V	Dorchester, Mass. (Desert Ridge (Ariz.))
14	Milton Hopkins Jr.	EDGE	6-4	232	Jr. #	1V	Seattle, Wash. (O'Dea)
28	Khmeri House	LB	6-0	213	Fr. #	HS	Pasadena, Calif. (St. John Bosco)
6	Jeremiah Hunter	WR	6-2	212	Sr. #	TR	Fresno, Calif. (Central/California)
70	Justin Hylkema	OL	6-8	323	Fr. #	HS	Santa Clara, Calif. (Wilcox)
76	Elishah Jackett	OL	6-7	271	Fr. #	RS	Orange, Calif. (El Modena)
25	Elijah Jackson	CB	6-1	193	Jr. #	2V	Carson, Calif. (Lawndale)
5	Giles Jackson	WR	5-9	187	Sr. #	3V	Antioch, Calif. (Freedom/Michigan)
88	Jake Jennings	EDGE	6-4	229	Jr. #	SQ	Gig Harbor, Wash. (Gig Harbor)
26	Elias Johnson	CB	6-1	159	Fr. #	HS	Tualatin, Ore. (Jesuit)
93	Tyrese Johnson	EDGE	6-4	258	Fr. #	HS	Arvada, Colo. (Ralston Valley)
82	Caleb Johnston	LS	5-11	221	So. #	SQ	Ripon, Calif. (Ripon)
98	Omar Khan	DL	6-3	296	Fr. #	HS	Cypress, Texas (Bridgeland)
14	Shea Kuykendall	QB	6-1	203	So. #	RS	San Pedro, Calif. (Long Beach Poly/Northern Colorado)
48	Jacob Lane	EDGE	6-5	255	So. #	1V	Puyallup, Wash. (Emerald Ridge)
85	Keleki Latu	TE	6-7	244	Sr. #	TR	Sacramento, Calif. (Jesuit/California/Nevada)
53	Logan Lisherness	LB	6-2	230	Fr. #	RS	Puyallup, Wash. (Emerald Ridge)
31	Luke Luchini	WR	6-1	195	Fr. #	RS	Meridian, Idaho (Rocky Mountain)
41	Deshawn Lynch	DL	6-5	292	Jr. #	TR	Folsom, Calif. (Folsom/Sacramento State)
38	Jack McCallister	P	6-0	205	Jr. #	2V	Edmonds, Wash. (King's)

NUMERICAL ROSTER		
No.	Name	Pos.
0	Leroy Bryant	CB
0	Kevin Green Jr.	WR
1	Jonah Coleman	RB
2	Caleb Presley	CB
2	Demond Williams Jr.	QB
3	Jordan Shaw	CB
3	Rashid Williams	WR
4	Justin Harrington	S
4	Jordan Washington	RB
5	Zach Durfee	EDGE
5	Giles Jackson	WR
6	Jeremiah Hunter	WR
6	Bryun Parham	LB
7	Ephesians Prysock	CB
7	Will Rogers III	QB
8	Cameron Broussard	S
9	Thaddeus Dixon	CB
10	Lance Holtzclaw	EDGE
11	Alphonzo Tuputala	LB
12	Denzel Boston	WR
12	Tristan Dunn	S
13	Kamren Fabriculan	S
13	Audric Harris	WR
14	Milton Hopkins Jr.	EDGE
14	Shea Kuykendall	QB
15	Keith Reynolds	WR
15	Rahim Wright II	S
16	Curley Reed III	CB
16	Justice Williams	WR
17	Deven Bryant	LB
17	Teddy Purcell	QB
18	Camden Sirmon	WR
18	Jayden Wayne	EDGE
19	Darren Barkins	CB
20	Rahshawn Clark	S
21	Dyson McCutcheon	DB
21	Daniyel Ngata	RB
22	Cameron Davis	RB
22	Peyton Waters	S
23	Jason Robinson Jr.	WR
24	Makell Esteen	S
24	Adam Mohammed	RB
25	Ryder Bumgarner	RB
25	Elijah Jackson	CB
26	Elias Johnson	CB
27	Vincent Holmes	S
28	Sam Adams II	RB
28	Khmeri House	LB
30	Kayden Greene	S
31	Paul Mencke Jr.	S
31	Luke Luchini	WR
32	Tristan Warner	S
35	Jace Burton	WR
37	Sam Finnegan	PK
38	Jack McCallister	P
40	Anay Nagarajan	CB
41	Deshawn Lynch	DL
42	Carson Bruener	LB
43	Adam Saul	P
44	Hayden Moore	LB
45	Maurice Heims	EDGE
47	Cameron Warchuck	LS
48	Jacob Lane	EDGE
49	Griffin Miller	LB
50	Sebastian Valdez	DL

For the most up-to-date Husky roster, with links to up-to-date player bios, go to: <http://gohuskies.com/FBRoster>

2024 WASHINGTON FOOTBALL ROSTER

No.	Name	Pos.	Ht.	Wt.	Yr.	Exp.	Hometown (High School / Last School)	No.	Name	Pos.
77	Maximus McCree	OL	6-6	272	Jr. #	JC	Kansas City, Mo. (Grandview/Maryland/Iowa Central CC)	52	Voi Tunuufi	EDGE
21	Dyson McCutcheon	DB	5-11	182	Jr. #	2V	Claremont, Calif. (Bishop Amat)	53	Paki Finau	OL
64	Gaard Memmelaar	OL	6-4	299	Jr. #	1V	Caldwell, Idaho (Middleton)	53	Logan Lisherness	LB
31	Paul Mencke Jr.	S	6-2	185	Fr.	HS	Sibolo, Texas (Samuel Clemens)	54	Parker Cross	OL
49	Griffin Miller	LB	6-2	227	So. #	SQ	Sammamish, Wash. (Eastlake)	54	Drew Fowler	LB
24	Adam Mohammed	RB	6-0	212	Fr.	HS	Glendale, Ariz. (Apollo)	55	Jacob Bandes	DL
44	Hayden Moore	LB	6-2	222	Fr. #	TR	Parker, Colo. (Regis Jesuit/Michigan)	55	Michael Lavelle Watkins	OL
88	Quentin Moore	TE	6-4	257	Sr. #	2V	Kenmore, Wash. (Inglemoor/Independence (Kan.) CC)	56	Annas Davis	DL
40	Anay Nagarajan	CB	5-11	190	Jr. #	SQ	San Jose, Calif. (Saint Francis)	57	Enokk Vimahi	OL
21	Daniyel Ngata	RB	5-9	191	Sr.	1V	Reno, Nev. (Folsom (Calif.)/Arizona State)	57	Anthony Ward	LB
87	Ryan Otton	TE	6-6	257	So. #	SQ	Tumwater, Wash. (Tumwater)	58	Zachary Henning	OL
6	Bryun Parham	LB	5-11	223	Sr.	TR	Long Beach, Calif. (Long Beach Poly/San Jose State)	63	Roice Cleeland	OL
95	Armon Parker	DL	6-3	312	So. #	SQ	Detroit, Mich. (Fordson)	64	Gaard Memmelaar	OL
94	Jayvon Parker	DL	6-3	297	Jr.	2V	Detroit, Mich. (Fordson)	66	Landen Hatchett	OL
96	Troy Petz	P	6-1	193	Fr. #	RS	Lynden, Wash. (Lynden)	67	Aidan Anderson	OL
2	Caleb Presley	CB	6-0	177	Fr. #	RS	Federal Way, Wash. (Rainier Beach)	68	Soane Faasolo	OL
7	Ephesians Prysock	CB	6-4	193	Jr.	TR	Canyon Country, Calif. (Bishop Alemany/Arizona)	70	Justin Hylkema	OL
17	Teddy Purcell	QB	6-1	186	Jr. #	SQ	Menlo Park, Calif. (Sacred Heart Prep)	71	Kahlee Tafai	OL
16	Curley Reed III	CB	6-1	191	Fr. #	RS	Lake Charles, La. (Lake Charles College Prep)	74	Drew Azzopardi	OL
15	Keith Reynolds	WR	5-9	180	Fr. #	RS	Adelanto, Calif. (Adelanto)	75	D'Angalo Titalii	OL
23	Jason Robinson Jr.	WR	5-10	151	Fr.	HS	Long Beach, Calif. (San Juan Hills)	76	Elishah Jackett	OL
7	Will Rogers III	QB	6-2	216	Sr.	TR	Brandon, Miss. (Brandon/Mississippi State)	77	Maximus McCree	OL
97	Logan Sagapolu	DL	6-2	368	Jr. #	TR	Lehi, Utah (Skyridge/Oregon/Miami (Fla.))	78	Davit Boyajyan	OL
43	Adam Saul	P	6-6	192	Jr. #	SQ	Gurnee, Ill. (Warren Township/El Camino College)	80	Wilson Schwartz	TE
80	Wilson Schwartz	TE	6-3	249	Jr. #	SQ	Westwood, Calif. (Calabasas)	82	Owen Coutts	TE
3	Jordan Shaw	CB	6-1	173	Fr. #	TR	Los Angeles, Calif. (St. Pius X - St. Matthias/Indiana)	82	Caleb Johnston	LS
18	Camden Sirmon	WR	6-0	196	Jr. #	2V	Missoula, Mont. (Sentinel)	83	Luke Gayton	WR
71	Kahlee Tafai	OL	6-5	338	Fr. #	RS	Los Angeles, Calif. (Leuzinger)	84	Jackson Girouard	WR
75	D'Angalo Titalii	OL	6-2	325	Sr.	TR	Auburn, Wash. (Eastside Catholic/Portland State)	85	Keleki Latu	TE
52	Voi Tunuufi	EDGE	6-1	282	Sr.	3V	South Jordan, Utah (East)	86	Decker DeGraaf	TE
11	Alphonzo Tuputala	LB	6-2	230	Sr. #	3V	Federal Way, Wash. (Federal Way)	87	Ryan Otton	TE
50	Sebastian Valdez	DL	6-4	305	Sr.	TR	Spring Valley, Calif. (Monte Vista/Montana State)	88	Jake Jennings	EDGE
57	Enokk Vimahi	OL	6-4	301	Sr. #	TR	Kahuku, Hawai'i (Kahuku/Ohio State)	88	Quentin Moore	TE
47	Cameron Warchuck	LS	6-0	243	Jr. #	TR	Norco, Calif. (Norco/Colorado)	89	Charlie Crowell	TE
57	Anthony Ward	LB	6-0	223	Jr. #	TR	Ontario, Calif. (Colony/Arizona)	90	Elinneus Davis	DL
91	Isaiah Ward	EDGE	6-5	227	So. #	TR	Ontario, Calif. (Colony/Arizona)	91	Isaiah Ward	EDGE
32	Tristan Warner	S	6-1	206	So. #	1V	Tacoma, Wash. (Bellarmine Prep)	92	Bryce Butler	DL
4	Jordan Washington	RB	5-11	161	Fr.	HS	Long Beach, Calif. (Long Beach Jordan)	93	Tyrese Johnson	EDGE
22	Peyton Waters	S	6-1	182	Fr.	HS	Northridge, Calif. (Birmingham)	94	Jayvon Parker	DL
55	Michael Levelle Watkins	OL	6-2	320	Fr.	HS	Glendale, Ariz. (Apollo)	95	Grady Gross	PK
18	Jayden Wayne	EDGE	6-6	262	So.	TR	Tacoma, Wash. (IMG Academy/Miami (Fla.))	95	Armon Parker	DL
2	Demond Williams Jr.	QB	5-11	187	Fr.	HS	Chandler, Ariz. (Basha)	96	Troy Petz	P
16	Justice Williams	WR	6-4	203	Fr.	HS	Westlake Village, Calif. (Oaks Christian)	97	Logan Sagapolu	DL
3	Rashid Williams	WR	6-1	181	Fr. #	RS	Brentwood, Calif. (Pittsburg)	98	Omar Khan	DL
15	Rahim Wright Jr.	S	6-0	178	Fr.	HS	Fontana, Calif. (Rancho Cucamonga)	99	Russell Davis II	EDGE

= has utilized redshirt season

Coaches: Jedd Fisch (head coach), Steve Belichick (defensive coordinator), Brennan Carroll (offensive coordinator/offensive line), Robert Bala (linebackers), Kevin Cummings (wide receivers), Jimmie Dougherty (passing game coordinator/quarterbacks), Scottie Graham (running backs), Jason Kaufusi (run game coordinator/defensive line), Jordan Paopao (special teams coordinator/tight ends), John Richardson (cornerbacks), Vinnie Sunseri (safeties), Dom Caldwell (graduate assistant), Jake Lynch (graduate assistant), Jacob Smith (graduate assistant), Keaton Wilkerson (graduate assistant), Tyler Owens (strength & conditioning).

PRONUNCIATION GUIDE

Drew Azzopardi	azz-uh-PARR-dee	Kamren Fabriculanan	fuh-BICK-yoo-LAN-un	Paul Mencke Jr.	MENK-ee
Jacob Bandes	BAN-dez	Paki Finau	PAH-kee FEE-now	Anay Nagarajan	uh-NAY nah-gurr-AH-jun
Davit Boyajyan	duh-VEET boy-AH-zyun	Jackson Girouard	jerr-ARD	Daniyel Ngata	Daniel en-GOTT-uh
Cameron Broussard	brew-SARD	Audric Harris	ODD-rick	Bryun Parham	Brian PARR-um
Deven Bryant	like "Devin"	Maurice Heims	rhymes with "LIMES"	Ephesians Prysock	ee-FEES-ee-uns
Rahshawn Clark	ruh-SHAWN	Khmore House	kuh-MORE-ee	Logan Sagapolu	sah-guh-PO-loo
Roice Cleeland	rhymes with "VOICE"	Justin Hylkema	HILL-kuh-muh	Kahlee Tafai	CALL-ee tuh-FIGH
Owen Coutts	rhymes with "BOOTS"	Elishah Jackett	jah-KETT	D'Angalo Titalii	dee-ANG-el-oh
Elinneus Davis	ill-ENN-ee-us	Shea Kuykendall	KIGH-ken-dall		tee-tee-ah-lee-ee
Decker DeGraaf	duh-GRAFF	Keleki Latu	kuh-LECK-ee LAH-too	Voi Tunuufi	VO-ee too-NOO-oo-fee
Makell Esteen	muh-KELL	Luke Luchini	loo-CHEE-nee	Alphonzo Tuputala	TOO-poo-TAH-luh
Soane Faasolo	so-AH-nee fah-ah-SO-low	Gaard Memmelaar	Guard MEMM-uh-lahr	Enokk Vimahi	EE-nock vee-MAH-hee

2024 WASHINGTON FOOTBALL COACHING STAFF



JEDD FISCH
Head Coach



STEVE BELICHICK
Defensive Coordinator



BRENNAN CARROLL
Offensive Coord./OL



ROBERT BALA
Inside Linebackers



KEVIN CUMMINGS
Wide Receivers



JIMMIE DOUGHERTY
Pass Game Coord./QBs



SCOTTIE GRAHAM
Running Backs



JASON KAUFUSI
Run Game Coord./DL



JORDAN PAOPAO
TEs/Special Teams Coord.



JOHN RICHARDSON
Cornerbacks



VINNIE SUNSERI
Safeties

2024 PLAYER PROFILES—click photo for full bio



28

SAM ADAMS II

*RB • 6-2 • 212 • Jr.
Kirkland, Wash.
(Eastside Catholic)*



12

DENZEL

BOSTON

*WR • 6-4 • 209 • So.
South Hill, Wash.
(Emerald Ridge)*



67

**AIDAN
ANDERSON**

*OL • 6-4 • 319 • Fr.
Olympia, Wash.
(North Thurston)*



78

DAVIT

BOYAJYAN

*OL • 6-5 • 307 • Fr.
Clovis, Calif.
(Clovis North)*



74

**DREW
AZZOPARDI**

*OL • 6-7 • 308 • So.
Pacifica, Calif.
(Junipero Serra/
San Diego State)*



8

**CAMERON
BROUSSARD**


*S • 6-3 • 193 • Sr.
Folsom, Calif.
(Folsom/Sacramento State)*



55

JACOB BANDES

*DL • 6-3 • 307 • Sr.
Pittsburg, Calif. (Pittsburg)*



42

**CARSON
BRUENER**

*LB • 6-2 • 226 • Sr.
Woodinville, Wash.
(Redmond)*



19

**DARREN
BARKINS**

*CB • 5-11 • 169 • Jr.
Spring Valley, Calif.
(Mater Dei/Oregon)*



17

DEVEN BRYANT

*LB • 5-11 • 234 • Fr.
Carson, Calif.
(St. John Bosco)*

2024 PLAYER PROFILES – *click photo for full bio*



0 **LEROY BRYANT**
CB • 5-11 • 180 • Fr.
Fairfield, Calif.
(Angelo Rodriguez)



63 **ROICE CLEELAND**
OL • 6-2 • 297 • Fr.
Vancouver, Wash.
(Jesuit)



25 **RYDER BUMGARNER**
RB • 5-9 • 195 • Fr.
Stanwood, Wash.
(Stanwood)



1 **JONAH COLEMAN**
RB • 5-9 • 229 • Jr.
Stockton, Calif.
(Lincoln/Arizona)



35 **JACE BURTON**
WR • 5-10 • 165 • Fr.
Portland, Ore. (Jesuit)



82 **OWEN COUTTS**
TE • 6-4 • 230 • Sr.
Seattle, Wash.
(Ballard)




92 **BRYCE BUTLER**
DL • 6-5 • 312 • Jr.
Toronto, Canada
(St. Thomas More/
Garden City CC)



54 **PARKER CROSS**
OL • 6-2 • 284 • Fr.
Seattle, Wash.
(Seattle Prep)



20 **RAHSHAWN CLARK**
S • 6-0 • 180 • Fr.
Seattle, Wash. (Garfield)



89 **CHARLIE CROWELL**
TE • 6-5 • 248 • Fr.
Bend, Ore.
(Summit)

2024 PLAYER PROFILES - click photo for full bio




56 ANNAS DAVIS
DL • 6-2 • 300 • Fr.
Rancho Cucamonga, Calif.
(Tustin)



9 THADDEUS DIXON
CB • 6-1 • 186 • Sr.
Los Angeles, Calif.
(La Mirada/Long Beach CC)




22 CAMERON DAVIS
RB • 6-0 • 214 • Sr.
Rancho Cucamonga, Calif.
(Upland)



12 TRISTAN DUNN
S • 6-4 • 191 • So.
Sumner, Wash.
(Sumner)



90 ELINNEUS DAVIS
DL • 6-2 • 309 • Fr.
Moorhead, Minn.
(Moorhead)



5 ZACH DURFEE
EDGE • 6-5 • 256 • Jr.
Dawson, Minn.
(Dawson-Boyd/
Univ. of Sioux Falls)



99 RUSSELL DAVIS II
EDGE • 6-3 • 217 • Jr.
Chandler, Ariz.
(Hamilton/Arizona)



24 MAKELL ESTEEN
S • 6-1 • 202 • Jr.
Hawthorne, Calif.
(Lawndale)



86 DECKER DEGRAAF
TE • 6-3 • 240 • Fr.
San Dimas, Calif.
(Glendora)



68 SOANE FAASOLO
OL • 6-8 • 295 • Fr.
East Palo Alto, Calif.
(Menlo-Atherton)

2024 PLAYER PROFILES – *click photo for full bio*



13

**KAMREN
FABICULANAN**

*S • 6-1 • 200 • Sr.
Camarillo, Calif.
(Westlake)*



84

**JACKSON
GIROUARD**

*WR • 6-0 • 193 • Jr.
Redwood City, Calif.
(Sacred Heart Prep)*



53

PAKI FINAU

*OL • 6-5 • 297 • Fr.
Hesperia, Calif.
(Oak Hills)*



0

**KEVIN
GREEN JR.**

*WR • 5-11 • 155 • So.
Mission Hills, Calif.
(Bishop Alemany/Arizona)*



37

SAM FINNEGAN

*PK • 5-11 • 211 • Fr.
Seattle, Wash.
(Bishop Blanchet)*



30

**KAYDEN
GREENE**


*S • 6-2 • 158 • Fr.
Sammamish, Wash.
(Eastside Catholic)*



54

DREW FOWLER

*LB • 6-1 • 222 • Sr.
Bellevue, Wash.
(Bellevue)*



95

GRADY GROSS

*PK • 5-11 • 218 • Jr.
Scottsdale, Ariz.
(Horizon)*



83

LUKE GAYTON

*WR • 6-1 • 194 • Fr.
Palos Verdes Estates, Calif.
(Palos Verdes)*



4


**JUSTIN
HARRINGTON**

*S • 6-3 • 209 • Sr.
Raleigh, N.C.
(Southeast/Bakersfield CC/
Oklahoma)*

2024 PLAYER PROFILES— *click photo for full bio*



13 **AUDRIC HARRIS**
WR • 6-0 • 189 • Fr.
Bellflower, Calif.
(Bishop Gorman (Nev.))



10 **LANCE HOLTZCLAW**
EDGE • 6-3 • 224 • So.
Dorchester, Mass.
(Desert Ridge (Ariz.))



66 **LANDEN HATCHETT**
OL • 6-2 • 310 • So.
Ferndale, Wash.
(Ferndale)



14 **MILTON HOPKINS JR.**
EDGE • 6-4 • 232 • Jr.
Seattle, Wash.
(O'Dea)



45 **MAURICE HEIMS**
EDGE • 6-5 • 263 • Jr.
Hamburg, Germany
(Santa Margarita Catholic)



28 **KHMORI HOUSE**
LB • 6-0 • 213 • Fr.
Pasadena, Calif.
(St. John Bosco)



58 **ZACHARY HENNING**
OL • 6-5 • 299 • Fr.
Centennial, Colo.
(Grandview)



6 **JEREMIAH HUNTER**
WR • 6-2 • 212 • Sr.
Fresno, Calif.
(Central/California)




27 **VINCENT HOLMES**
S • 6-0 • 187 • Fr.
San Jacinto, Calif.
(San Jacinto)



70 **JUSTIN HYLKEMA**
OL • 6-8 • 323 • Fr.
Santa Clara, Calif.
(Wilcox)

2024 PLAYER PROFILES – *click photo for full bio*



76

**ELISHAH
JACKETT**

*OL • 6-7 • 271 • Fr.
Orange, Calif.
(El Modena)*



93

**TYRESE
JOHNSON**


*EDGE • 6-4 • 258 • Fr.
Arvada, Colo.
(Ralston Valley)*



25

**ELIJAH
JACKSON**

*CB • 6-1 • 193 • Jr.
Carson, Calif.
(Lawndale)*



82

**CALEB
JOHNSTON**

*LS • 5-11 • 221 • So.
Ripon, Calif.
(Ripon)*



5

GILES JACKSON

*WR • 5-9 • 187 • Sr.
Antioch, Calif.
(Freedom/Michigan)*



98

OMAR KHAN

*DL • 6-3 • 296 • Fr.
Cypress, Texas
(Bridgeland)*



88

**JAKE
JENNINGS**

*EDGE • 6-4 • 229 • Jr.
Gig Harbor, Wash.
(Gig Harbor)*



14

**SHEA
KUYKENDALL**


*QB • 6-1 • 203 • So.
San Pedro, Calif.
(Long Beach Poly/
Northern Colorado)*



26

**ELIAS
JOHNSON**

*CB • 6-1 • 159 • Fr.
Tualatin, Ore.
(Jesuit)*



48

JACOB LANE

*EDGE • 6-5 • 255 • So.
Puyallup, Wash.
(Emerald Ridge)*

2024 PLAYER PROFILES—click photo for full bio



85 KELEKI LATU
TE • 6-7 • 244 • Sr.
Sacramento, Calif.
(Jesuit/California/Nevada)



77 MAXIMUS McCREE
OL • 6-6 • 272 • Jr.
Kansas City, Mo.
(Grandview/Maryland/Iowa Central CC)




53 LOGAN LISHERNESS
LB • 6-2 • 230 • Fr.
Puyallup, Wash.
(Emerald Ridge)



21 DYSON McCUTCHEON
DB • 5-11 • 182 • Jr.
Claremont, Calif.
(Bishop Amat)



31 LUKE LUCHINI
WR • 6-1 • 195 • Fr.
Meridian, Idaho
(Rocky Mountain)



64 GAARD MEMMELAAR
OL • 6-4 • 299 • Jr.
Caldwell, Idaho
(Middleton)



41 DESHAWN LYNCH
DL • 6-5 • 292 • Jr.
Folsom, Calif. (Folsom/
Sacramento State)



31 PAUL MENCKE JR.
S • 6-2 • 185 • Fr.
Sibolo, Texas
(Samuel Clemens)



38 JACK McCALLISTER
P • 6-0 • 205 • Jr.
Edmonds, Wash.
(King's)



49 GRIFFIN MILLER
LB • 6-2 • 227 • So.
Sammamish, Wash.
(Eastlake)

2024 PLAYER PROFILES – *click photo for full bio*



24

**ADAM
MOHAMMED**
RB • 6-0 • 212 • Fr.
Glendale, Ariz.
(Apollo)



87

RYAN OTTON
TE • 6-6 • 257 • So.
Tumwater, Wash.
(Tumwater)



44

**HAYDEN
MOORE**
LB • 6-2 • 222 • Fr.
Parker, Colo.
(Regis Jesuit/Michigan)



6

**BRYUN
PARHAM**
LB • 5-11 • 223 • Sr.
Long Beach, Calif.
(Long Beach Poly/
San Jose State)



88

**QUENTIN
MOORE**
TE • 6-4 • 257 • Sr.
Kenmore, Wash.
(Inglemoor/
Independence (Kan.) CC)



95

**ARMON
PARKER**
DL • 6-3 • 312 • So.
Detroit, Mich.
(Fordson)



40

**ANAY
NAGARAJAN**
CB • 5-11 • 190 • Jr.
San Jose, Calif.
(Saint Francis)




94

**JAYVON
PARKER**
DL • 6-3 • 297 • Jr.
Detroit, Mich.
(Fordson)



21

**DANIYEL
NGATA**
RB • 5-9 • 191 • Sr.
Reno, Nev. (Folsom (Calif.)/
Arizona State)



96

TROY PETZ
P • 6-1 • 193 • Fr.
Lynden, Wash.
(Lynden)

2024 PLAYER PROFILES - click photo for full bio




2 **CALEB PRESLEY**
CB • 6-0 • 177 • Fr.
Federal Way, Wash.
(Rainier Beach)



23 **JASON ROBINSON JR.**
WR • 5-10 • 151 • Fr.
Long Beach, Calif.
(San Juan Hills)



7 **EPHESIANS PRY SOCK**
CB • 6-4 • 193 • Jr.
Canyon Country, Calif.
(Bishop Alemany/Arizona)



7 **WILL ROGERS III**
QB • 6-2 • 216 • Sr.
Brandon, Miss.
(Brandon/ Mississippi State)



17 **TEDDY PURCELL**
QB • 6-1 • 186 • Jr.
Menlo Park, Calif.
(Sacred Heart Prep)



97 **LOGAN SAGAPOLU**
DL • 6-2 • 368 • Jr.
Lehi, Utah (Skyridge/
Oregon/Miami (Fla.))



16 **CURLEY REED III**
CB • 6-1 • 191 • Fr.
Lake Charles, La.
(Lake Charles College Prep)



43 **ADAM SAUL**
P • 6-6 • 192 • Jr.
Gurnee, Ill.
(Warren Township/
El Camino College)



15 **KEITH REYNOLDS**
WR • 5-9 • 180 • Fr.
Adelanto, Calif.
(Adelanto)



80 **WILSON SCHWARTZ**
TE • 6-3 • 249 • Jr.
Westwod, Calif.
(Calabasas)

2024 PLAYER PROFILES – *click photo for full bio*



3 JORDAN SHAW
CB • 6-1 • 173 • Fr.
Los Angeles, Calif.
*(St. Pius X - St. Matthias/
Indiana)*



**11 ALPHONZO
TUPUTALA**
LB • 6-2 • 230 • Sr.
Federal Way, Wash.
(Federal Way)



**18 CAMDEN
SIRMON**
WR • 6-0 • 196 • Jr.
Missoula, Mont.
(Sentinel)



**50 SEBASTIAN
VALDEZ**
DL • 6-4 • 305 • Sr.
Spring Valley, Calif.
*(Monte Vista/
Montana State)*




71 KAHLEE TAFAI
OL • 6-5 • 338 • Fr.
Los Angeles, Calif.
(Leuzinger)



57 ENOKK VIMAHI
OL • 6-4 • 301 • Sr.
Kahuku, Hawai'i (
Kahuku/Ohio State)



**75 D'ANGALO
TITALII**
OL • 6-2 • 325 • Sr.
*Auburn, Wash. (Eastside
Catholic/Portland State)*



**47 CAMERON
WARCHUCK**
LS • 6-0 • 243 • Jr.
Norco, Calif.
(Norco/Colorado)



52 VOI TUNUUFU
EDGE • 6-1 • 282 • Sr.
South Jordan, Utah
(East)



**57 ANTHONY
WARD**
LB • 6-0 • 223 • Jr.
Ontario, Calif.
(Colony/Arizona)


2024 PLAYER PROFILES - click photo for full bio



91 **ISAIAH WARD**
EDGE • 6-5 • 227 • So.
Ontario, Calif.
(Colony/Arizona)



18 **JAYDEN WAYNE**
EDGE • 6-6 • 262 • So.
Tacoma, Wash.
(IMG Academy/
Miami (Fla.))



32 **TRISTAN WARNER**
S • 6-1 • 206 • So.
Tacoma, Wash.
(Bellarmine Prep)



2 **DEMOND WILLIAMS JR.**
QB • 5-11 • 187 • Fr.
Chandler, Ariz.
(Basha)



4 **JORDAN WASHINGTON**
RB • 5-11 • 161 • Fr.
Long Beach, Calif.
(Long Beach Jordan)



16 **JUSTICE WILLIAMS**
WR • 6-4 • 203 • Fr.
Westlake Village, Calif.
(Oaks Christian)



22 **PEYTON WATERS**
S • 6-1 • 182 • Fr.
Northridge, Calif.
(Birmingham)



3 **RASHID WILLIAMS**
WR • 6-1 • 181 • Fr.
Brentwood, Calif.
(Pittsburg)



55 **MICHAEL LEVELLE WATKINS**
OL • 6-2 • 320 • Fr.
Glendale, Ariz. (Apollo)



15 **RAHIM WRIGHT II**
S • 6-0 • 178 • Fr.
Fontana, Calif.
(Rancho Cucamonga)

Washington 2023 SEASON STATS

	UW	OPP
Scoring	540	372
Points per game	36.0	24.8
Points Off Turnovers	69	45
First Downs	349	332
Rushing	97	124
Passing	218	168
Penalty	34	40
Rushing Yardage	1776	2222
Yards gained rushing	1982	2460
Yards lost rushing	206	238
Rushing attempts	411	474
Average per rush	4.3	4.7
Average per game	118.4	148.1
TDs Rushing	28	25
Passing Yardage	5155	3879
Comp-Att-Int	376-574-12	345-583-16
Average per pass	9.0	6.7
Average per catch	13.7	11.2
Average per game	343.7	258.6
TDs Passing	38	23
Total offense	6931	6101
Total plays	985	1057
Average per play	7.0	5.8
Average per game	462.1	406.7
Kick returns: #-Yards	34-703	41-663
Punt returns: #-Yards	19-184	8-24
Int returns: #-Yards	16-321	12-81
Kick return average	20.7	16.2
Punt return average	9.7	3.0
Int return average	20.1	6.8
Fumbles-Lost	18-8	14-4
Penalties-Yards	112-1029	100-891
Average per game	68.6	59.4
Punts-Yards	46-1878	64-2799
Average per punt	40.8	43.7
Net punt average	39.5	39.7
Kickoffs-Yards	101-6311	74-4515
Average per kick	62.5	61.0
Net kick average	41.4	38.7
Time of possession / game	30:08	29:50
3rd-down conversion	76/172	80/207
3rd-down pct	44%	39%
4rd-down conversion	14/22	15/37
4rd-down pct	64%	41%
Sacks by-Yards	22-144	12-86
Misc Yards	0	0
Touchdowns scored	69	48
Field goals - attempts	18-22	13-17
On-Side kicks	0-0	0-4
Red-zone scores	(63-73) 86%	(46-54) 85%
Red-zone touchdowns	(49-73) 67%	(37-54) 69%
PAT-attempts	(64-64) 100%	(41-44) 93%
2-point conversion-attempts	(2-5) 40%	(2-4) 50%
Attendance	481698	256366
Games / Avg per game	7/68814	5/51273
Neutral site games	-	3/67598

Score by Periods

Team	1st	2nd	3rd	4th	OT	TOT
Washington	140	203	93	104	0	540
Opponents	79	124	80	89	0	372

Washington 2023 SEASON STATS

Rushing

Player	gp	att	gain	loss	net	avg	td	lg	avg/g
Dillon Johnson	14	233	1243	48	1195	5.1	16	53	85.4
Will Nixon	15	33	206	5	201	6.1	1	21	13.4
Tybo Rogers	12	44	191	7	184	4.2	0	22	15.3
Germie Bernard	14	13	54	11	43	3.3	2	15	3.1
Rome Odunze	15	2	37	0	37	18.5	1	23	2.5
Ja'Lynn Polk	15	4	35	3	32	8.0	1	27	2.1
Richard Newton	13	5	30	0	30	6.0	0	17	2.3
Jalen McMillan	11	3	30	0	30	10.0	1	19	2.7
Sam Adams II	10	10	30	7	23	2.3	1	11	2.3
Daniyel Ngata	10	7	24	1	23	3.3	1	9	2.3
Michael Penix Jr.	15	35	101	93	8	0.2	3	13	0.5
Jack Westover	15	1	1	0	1	1.0	1	1	0.1
Dylan Morris	4	1	0	5	-5	-5.0	0	0	-1.3
Team	15	20	0	26	-26	-1.3	0	0	-1.7
Total	15	411	1982	206	1776	4.3	28	53	118.4
Opponents	15	474	2460	238	2222	4.7	25	59	148.1

Passing

Player	gp	effic	comp-att-int	pct	yds	td	lg	avg/g
Michael Penix Jr.	15	157.1	363-555-11	65.4	4903	36	92	326.9
Dylan Morris	4	208.0	9-14-1	64.3	224	1	57	56.0
Dillon Johnson	14	286.0	2-2-0	100.0	5	1	4	0.4
Jalen McMillan	11	87.8	1-2-0	50.0	9	0	9	0.8
Germie Bernard	14	217.6	1-1-0	100.0	14	0	14	1.0
Total	15	158.6	376-574-12	65.5	5155	38	92	343.7
Opponents	15	122.6	345-583-16	59.2	3879	23	68	258.6

Receiving

Player	gp	no.	yds	avg	td	lg	avg/g
Rome Odunze	15	92	1640	17.8	13	52	109.3
Ja'Lynn Polk	15	69	1159	16.8	9	92	77.3
Jack Westover	15	46	433	9.4	4	28	28.9
Jalen McMillan	11	45	559	12.4	5	45	50.8
Germie Bernard	14	34	419	12.3	2	36	29.9
Dillon Johnson	14	24	190	7.9	0	20	13.6
Devin Culp	15	16	208	13.0	2	30	13.9
Giles Jackson	7	14	106	7.6	1	26	15.1
Will Nixon	15	13	84	6.5	0	18	5.6
Tybo Rogers	12	6	72	12.0	0	47	6.0
Denzel Boston	14	5	51	10.2	0	12	3.6
Josh Cuevas	15	4	164	41.0	1	57	10.9
Sam Adams II	10	2	16	8.0	0	10	1.6
Quentin Moore	14	2	10	5.0	1	8	0.7
Rashid Williams	2	2	30	15.0	0	18	15.0
Camden Sirmon	6	1	8	8.0	0	8	1.3
Mason Wheeler	2	1	6	6.0	0	6	3.0
Total	15	376	5155	13.7	38	92	343.7
Opponents	15	345	3879	11.2	23	68	258.6

Punt Returns

Player	no.	yds	avg	td	lg
Rome Odunze	2	87	43.5	1	83
Germie Bernard	3	43	14.3	0	32
Denzel Boston	5	28	5.6	0	16
Jalen McMillan	5	13	2.6	0	6
Giles Jackson	3	10	3.3	0	7
Dominique Hampton	1	3	3.0	0	3
Total	19	184	9.7	1	83
Opponents	8	24	3.0	0	11

Interceptions

Player	no.	yds	avg	td	lg
Mishael Powell	3	99	33.0	1	89
Jabbar Muhammad	3	53	17.7	0	42
Dominique Hampton	2	0	0.0	0	0
Kamren Fabriculan	2	0	0.0	0	0
Edefuan Ulofoshio	1	45	45.0	1	45
Alphonzo Tuputala	1	76	76.0	0	76
Makell Esteen	1	0	0.0	0	0
Carson Bruener	1	33	33.0	0	33
Vincent Nunley	1	1	1.0	0	1
Thaddeus Dixon	1	14	14.0	0	14
Total	16	321	20.1	2	89
Opponents	12	81	6.8	0	81

Kick Returns

Player	no.	yds	avg	td	lg
Daniyel Ngata	17	397	23.4	0	41
Germie Bernard	10	233	23.3	0	51
Richard Newton	2	20	10.0	0	16
Rome Odunze	2	17	8.5	0	18
Jack Westover	1	15	15.0	0	15
Josh Cuevas	1	1	1.0	0	1
Will Nixon	1	20	20.0	0	20
Total	34	703	20.7	0	51
Opponents	41	663	16.2	0	31

Fumble Returns

Player	no.	yds	avg	td	lg
Ralen Goforth	1	0	0.0	0	0
Bralen Trice	1	0	0.0	0	0
Asa Turner	1	0	0.0	0	0
Jabbar Muhammad	1	0	0.0	0	0
Total	4	0	0.0	0	0
Opponents	8	48	6.0	0	43

Washington 2023 SEASON STATS

Scoring

Player	td	fg	PAT						pts
			kick	rush	rcv	pass	dpx	saf	
Grady Gross	-	18-22	63-63	-	-	-	-	-	117
Dillon Johnson	16	-	-	-	-	-	-	-	96
Rome Odunze	15	-	-	-	-	-	-	-	90
Ja'Lynn Polk	10	-	-	-	-	-	-	-	60
Jalen McMillan	6	-	-	-	-	-	-	-	36
Jack Westover	5	-	-	-	1	-	-	-	32
Germie Bernard	4	-	-	-	-	-	-	-	24
Michael Penix Jr.	3	-	-	-	-	1	-	-	18
Devin Culp	2	-	-	-	-	-	-	-	12
Edefuan Ulofoshio	1	-	-	-	-	-	-	-	6
Mishael Powell	1	-	-	-	-	-	-	-	6
Giles Jackson	1	-	-	-	-	-	-	-	6
Sam Adams II	1	-	-	-	-	-	-	-	6
Daniyel Ngata	1	-	-	-	-	-	-	-	6
Josh Cuevas	1	-	-	-	-	-	-	-	6
Quentin Moore	1	-	-	-	-	-	-	-	6
Will Nixon	1	-	-	-	-	-	-	-	6
Jaden Green	-	-	-	-	1	-	-	-	2
Addison Shrock	-	-	1-1	-	-	-	-	-	1
Total	69	18-22	64-64	0	2	2	0	2	540
Opponents	48	13-17	41-44	1	1	1	0	0	372

Field Goals

Player	fg	pct.	01-19	20-29	30-39	40-49	50-99	lg	blk
Grady Gross	18-22	81.8	0-0	7-7	4-7	7-8	0-0	47	1
Opponents	13-17	76.5	0-0	2-2	8-9	3-5	0-1	47	1

FG Sequence

Team Name	Washington	Opponents
Michigan St.	(22),(29)	
Tulsa	33	(44)
California	(41)	
Arizona	(37)	(30)
Arizona St.	(24),(47),(24)	31,43
Southern California	(43)	
Utah	(41),(38),32	
Oregon St.	39	(38),(35)
Washington St.	43,(42)	50,()
Oregon	(38),(37)	(36)
Michigan	(25),(45)	(31),(38)
Texas	(26),(40),(27)	(25)
Boise St.		,(39),(34)
Oregon		(45),43
Stanford		(23),(47)

Numbers in parentheses indicate field goal was made

Total Offense

Player	g	plays	rush	pass	total	avg/g
Michael Penix Jr.	15	590	8	4903	4911	327.4
Dillon Johnson	14	235	1195	5	1200	85.7
Dylan Morris	4	15	-5	224	219	54.8
Will Nixon	15	33	201	0	201	13.4
Tybo Rogers	12	44	184	0	184	15.3
Germie Bernard	14	14	43	14	57	4.1
Jalen McMillan	11	5	30	9	39	3.5
Rome Odunze	15	2	37	0	37	2.5
Ja'Lynn Polk	15	4	32	0	32	2.1
Richard Newton	13	5	30	0	30	2.3
Sam Adams II	10	10	23	0	23	2.3
Daniyel Ngata	10	7	23	0	23	2.3
Jack Westover	15	1	1	0	1	0.1
Team	15	0	-26	0	-26	-1.7
Total	15	985	1776	5155	6931	462.1
Opponents	15	1057	2222	3879	6101	406.7

Punting

Player	no.	yds	avg	lg	tb	fc	i20	50+	blk
Jack McCallister	45	1878	41.7	56	1	21	13	6	0
Team	1	0	0.0	0	0	0	0	0	1
Total	46	1878	40.8	56	1	21	13	6	1
Opponents	64	2799	43.7	69	3	24	23	19	0

Kickoffs

Player	no.	yds	avg	tb	ob	retn	net	ydln
Grady Gross	101	6311	62.5	48	2			
Total	101	6311	62.5	48	2	38	41.4	23
Opponents	74	4515	61.0	32	2	33	38.7	26

All Purpose

Player	g	rush	rcv	pr	kr	ir	total	avg/g
Rome Odunze	15	37	1640	87	17	0	1781	118.7
Dillon Johnson	14	1195	190	0	0	0	1385	98.9
Ja'Lynn Polk	15	32	1159	0	0	0	1191	79.4
Germie Bernard	14	43	419	43	233	0	738	52.7
Jalen McMillan	11	30	559	13	0	0	602	54.7
Jack Westover	15	1	433	0	15	0	449	29.9
Daniyel Ngata	10	23	0	0	397	0	420	42.0
Will Nixon	15	201	84	0	20	0	305	20.3
Tybo Rogers	12	184	72	0	0	0	256	21.3
Devin Culp	15	0	208	0	0	0	208	13.9
Josh Cuevas	15	0	164	0	1	0	165	11.0
Giles Jackson	7	0	106	10	0	0	116	16.6
Mishael Powell	15	0	0	0	0	99	99	6.6
Denzel Boston	14	0	51	28	0	0	79	5.6
Alphonzo Tuputala	14	0	0	0	0	76	76	5.4
Jabbar Muhammad	15	0	0	0	0	53	53	3.5
Richard Newton	13	30	0	0	20	0	50	3.8
Edefuan Ulofoshio	15	0	0	0	0	45	45	3.0
Sam Adams II	10	23	16	0	0	0	39	3.9
Carson Bruener	15	0	0	0	0	33	33	2.2
Rashid Williams	2	0	30	0	0	0	30	15.0
Thaddeus Dixon	14	0	0	0	0	14	14	1.0
Quentin Moore	14	0	10	0	0	0	10	0.7
Michael Penix Jr.	15	8	0	0	0	0	8	0.5
Camden Sirmon	6	0	8	0	0	0	8	1.3
Mason Wheeler	2	0	6	0	0	0	6	3.0
Dominique Hampton	15	0	0	3	0	0	3	0.2
Vincent Nunley	6	0	0	0	0	1	1	0.2
Dylan Morris	4	-5	0	0	0	0	-5	-1.3
Team	15	-26	0	0	0	0	-26	-1.7
Total	15	1776	5155	184	703	321	8139	542.6
Opponents	15	2222	3879	24	663	81	6869	457.9

Washington 2023 SEASON STATS

Team Defense

#	Player	gp	Tackles				tfl/yds	Sacks	Pass defense			Fumbles		blkd	
			ua	a	tot	no-yds		int-yds	brup	qbh	fr-yds	ff	kick	saf	
7	Dominique Hampton	15	65	44	109	.	.	2-0	7	
5	Edefuan Ulofoshio	15	62	32	94	8-23	3-16	1-45	3	.	.	1	.	.	
42	Carson Bruener	15	43	43	86	2.5-3	.	1-33	3	1	.	1	.	.	
11	Alphonzo Tuputala	14	39	30	69	2-11	1.5-10	1-76	1	
25	Elijah Jackson	15	43	18	61	2-7	.	.	6	1	.	2	1	.	
8	Bralen Trice	15	30	19	49	11.5-46	7-34	.	2	15	1-0	1	.	.	
1	Jabbar Muhammad	15	41	5	46	5-21	2-13	3-53	16	.	1-0	.	.	.	
3	Mishael Powell	15	29	9	38	2.5-8	.	3-99	6	2	
10	Ralen Goforth	15	20	17	37	4-8	.	.	2	.	1-0	.	.	.	
4	Zion Tupuola-Fetui	14	15	14	29	5-35	3.5-32	.	.	2	.	1	.	.	
13	Kamren Fabriculanan	12	18	8	26	3-6	.	2-0	2	
20	Asa Turner	7	16	10	26	2-5	1-0	.	.	.	
9	Thaddeus Dixon	14	20	6	26	1-1	.	1-14	6	
52	Voi Tunuufi	15	10	12	22	4-20	2-17	.	1	2	
24	Makell Esteen	14	10	9	19	1-1	.	1-0	2	
91	Tuli Letuligasenoa	12	9	10	19	3.5-6	.	.	2	1	
68	Ulumoo Ale	15	5	13	18	3-6	1-4	.	1	
55	Jacob Bades	15	10	8	18	1.5-2	.	.	.	1	
54	Drew Fowler	14	12	5	17	
28	Vincent Nunley	6	10	6	16	.	.	1-1	1	
12	Tristan Dunn	15	6	10	16	1	
46	Sekai Asoau-Afoa	15	6	10	16	2-10	1-9	.	1	2	
0	Jaivion Green	15	9	3	12	.	.	.	1	
99	Faatui Tuitele	13	4	3	7	.	.	.	3	
17	Deven Bryant	4	5	1	6	
45	Maurice Heims	14	3	3	6	
6	Richard Newton	13	4	1	5	
41	Lance Holtzclaw	11	4	1	5	1-9	1-9	
23	Leroy Bryant	7	3	1	4	0.5-1	
48	Jacob Lane	9	1	3	4	1	
6	Davon Banks	2	2	2	4	.	.	.	4	
49	Griffin Miller	2	3	1	4	
32	Tristan Warner	4	4	.	4	
94	Jayvon Parker	13	3	1	4	1	
21	Dyson McCutcheon	7	4	.	4	
19	Darren Barkins	3	3	.	3	
20	Tybo Rogers	12	3	.	3	
85	Josh Cuevas	15	3	.	3	
12	Denzel Boston	14	3	.	3	
14	Milton Hopkins Jr.	4	1	1	2	
37	Jack Westover	15	1	.	1	
89	Jaden Green	15	1	.	1	
97	Bradley McGannon	4	.	1	1	
2	Ja'Lynn Polk	15	1	.	1	
9	Michael Penix Jr.	15	1	.	1	
34	Antonio Hill	2	1	.	1	
Totals		15	586	360	946	65-229	22-144	16-321	70	30	4-0	6	1	2	
Opponents		15	524	358	882	50-180	12-86	12-81	38	35	8-48	9	2	0	

Washington 2023 SEASON STATS

Date	Opponent	Rushing				Receiving				Passing				Kick Returns				Punt Returns				tot		
		no.	yds	td	lg	no.	yds	td	lg	cmp	att	int	yds	td	lg	no.	yds	td	lg	no.	yds		td	lg
09/02/2023	Boise St.	19	78	2	21	31	490	6	50	31	42	0	490	6	50	5	98	0	51	3	10	0	5	568
09/09/2023	Tulsa	22	109	3	27	30	454	3	36	30	40	1	454	3	36	2	25	0	13	1	6	0	6	563
09/16/2023	at Michigan St.	33	177	1	45	29	536	4	57	29	39	1	536	4	57	1	30	0	30	2	1	0	1	713
09/23/2023	California	30	140	2	19	23	389	4	47	23	32	1	389	4	47	3	66	0	32	1	83	1	83	529
09/30/2023	at Arizona	26	111	4	28	30	363	0	57	30	40	0	363	0	57	1	1	0	1	0	0	0	0	474
10/14/2023	Oregon	23	99	1	17	23	316	4	43	23	38	1	316	4	43	2	49	0	32	0	0	0	0	415
10/21/2023	Arizona St.	13	13	0	13	27	275	0	21	27	42	2	275	0	21	2	42	0	22	3	13	0	7	288
10/28/2023	at Stanford	27	91	2	13	21	369	4	92	21	37	1	369	4	92	1	20	0	20	3	24	0	16	460
11/04/2023	at Southern California	42	316	5	53	22	256	2	32	22	30	1	256	2	32	5	112	0	29	0	0	0	0	572
11/11/2023	Utah	33	125	2	28	24	332	2	44	24	42	0	332	2	44	4	114	0	41	2	4	0	2	457
11/18/2023	at Oregon St.	25	110	1	43	13	162	2	32	13	28	0	162	2	32	4	88	0	32	1	11	0	11	272
11/25/2023	Washington St.	30	102	1	23	18	204	2	40	18	33	1	204	2	40	2	42	0	34	0	0	0	0	306
12/01/2023	vs Oregon	37	157	2	18	29	324	2	45	29	41	1	324	2	45	1	-1	0	0	1	32	0	32	481
01/01/2024	vs Texas	31	102	2	17	29	430	2	77	29	39	0	430	2	77	0	0	0	0	1	0	0	0	532
01/08/2024	vs Michigan	20	46	0	9	27	255	1	44	27	51	2	255	1	44	1	17	0	17	1	0	0	0	301
Washington		411	1776	28	53	376	5155	38	92	376-574-12	5155	38	92	34	703	0	51	19	184	1	83	6931		
Opponents		474	2222	25	59	345	3879	23	68	345-583-16	3879	23	68	41	663	0	31	8	24	0	11	6101		

Washington Averages

Games	Avg/ rush	Avg/ catch	Pass effic	KR avg	PR avg	All purpose avg/game	Total offense avg/game
15	4.3	13.7	158.6	20.7	9.7	542.6	462.1

Date	Opponent	Tackles			tfl-yds	Sacks	Fumble	Pass Defense			blkd	PAT attempts			off			
		ua	a	total				no-yds	ff	fr-yds		int-yds	qbh	brup		kick	kick	rush
09/02/2023	Boise St.	39	18	57	3.0-8	1-3	0	0-0	2-33	0	6	0	8-8	0	0	0	14	56
09/09/2023	Tulsa	48	16	64	4.0-11	2-9	0	0-0	1-0	0	5	0	5-5	0	1	0	8	43
09/16/2023	at Michigan St.	23	36	59	7.0-23	2-16	0	0-0	1-7	8	2	0	5-5	0	0	0	7	41
09/23/2023	California	47	22	69	2.0-4	0-0	0	0-0	3-87	0	3	0	8-8	0	0	0	17	59
09/30/2023	at Arizona	34	40	74	5.0-10	1-3	0	0-0	1-1	0	4	0	4-4	0	0	0	0	31
10/14/2023	Oregon	55	26	81	4.0-13	1-8	0	0-0	0-0	0	4	0	4-4	0	1	0	0	36
10/21/2023	Arizona St.	39	24	63	4.0-14	0-0	0	0-0	1-89	0	10	1	0-0	0	0	0	6	15
10/28/2023	at Stanford	46	24	70	5.0-21	3-17	1	0-0	0-0	6	6	0	6-6	0	0	0	0	42
11/04/2023	at Southern California	41	14	55	3.0-30	3-30	1	1-0	0-0	1	1	0	7-7	0	0	0	0	52
11/11/2023	Utah	32	20	52	4.0-11	0-0	1	0-0	2-76	0	2	0	3-3	0	0	1	0	35
11/18/2023	at Oregon St.	31	48	79	7.0-22	1-9	2	1-0	2-11	5	8	0	2-2	0	0	1	7	22
11/25/2023	Washington St.	46	24	70	6.0-37	5-36	0	0-0	2-14	0	3	0	3-3	0	0	0	7	24
12/01/2023	vs Oregon	32	10	42	3.0-4	0-0	0	0-0	1-3	7	4	0	4-4	0	0	0	0	34
01/01/2024	vs Texas	35	24	59	5.0-13	2-9	1	2-0	0-0	3	8	0	4-4	0	0	0	3	37
01/08/2024	vs Michigan	38	14	52	3.0-8	1-4	0	0-0	0-0	0	4	0	1-1	0	0	0	0	13
Washington		586	360	946	65.0-229	22-144	6	4-0	16-321	30	70	1	64-64	0	2	2	69	540
Opponents		524	358	882	50.0-180	12-86	9	8-48	12-81	35	38	2	41-44	1	1	0	45	372

Date	Opponent	no.	yds	avg	Punting							Field Goals			Kickoffs			
					long	blkd	tb	fc	50+	i20	md-att	long	blkd	no.	yds	avg	tb	ob
09/02/2023	Boise St.	5	209	41.8	48	0	0	2	0	3	0-0	0	0	9	561	62.3	3	1
09/09/2023	Tulsa	0	0	0.0	0	0	0	0	0	0	0-1	0	0	7	439	62.7	4	0
09/16/2023	at Michigan St.	2	63	31.5	36	0	0	1	0	1	2-2	29	0	8	514	64.3	3	1
09/23/2023	California	2	107	53.5	55	0	0	0	2	2	1-1	41	0	10	624	62.4	5	0
09/30/2023	at Arizona	2	85	42.5	48	0	0	1	0	0	1-1	37	0	6	363	60.5	5	0
10/14/2023	Oregon	3	129	43.0	50	0	0	1	1	0	0-0	0	0	6	381	63.5	4	0
10/21/2023	Arizona St.	3	110	36.7	39	0	0	3	0	0	3-3	47	0	5	298	59.6	2	0
10/28/2023	at Stanford	5	208	41.6	46	0	0	4	0	1	0-0	0	0	7	450	64.3	4	0
11/04/2023	at Southern California	1	0	0.0	0	1	0	0	0	0	1-1	43	0	9	579	64.3	5	0
11/11/2023	Utah	4	162	40.5	44	0	1	2	0	1	2-3	41	1	7	416	59.4	3	0
11/18/2023	at Oregon St.	4	176	44.0	46	0	0	2	0	1	0-1	0	0	4	250	62.5	1	0
11/25/2023	Washington St.	6	228	38.0	46	0	0	3	0	1	1-2	42	0	4	248	62.0	0	0
12/01/2023	vs Oregon	1	54	54.0	54	0	0	1	1	1	2-2	38	0	7	455	65.0	7	0
01/01/2024	vs Texas	3	108	36.0	41	0	0	0	0	0	3-3	40	0	8	479	59.9	1	0
01/08/2024	vs Michigan	5	239	47.8	56	0	0	1	2	2	2-2	45	0	4	254	63.5	1	0
Washington		46	1878	40.8	56	1	1	21	6	13	18-22	47	1	101	6311	62.5	48	2
Opponents		64	2799	43.7	69	0	3	24	19	23	13-17	47	1	74	4515	61.0	32	2

Washington 2023 SEASON STATS

Date	Opponent	Rushing				Receiving				Passing				Kick Returns			Punt Returns			tot	off		
		no.	yds	td	lg	no.	yds	td	lg	cmp	att-int	yds	td	lg	no.	yds	td	lg	no.			yds	td
09/02/2023	Boise St.	28	138	1	13	22	264	1	50	22-47-2	264	1	50	4	65	0	21	0	0	0	0	402	
09/09/2023	Tulsa	40	168	0	19	18	150	1	32	18-32-1	150	1	32	1	13	0	13	0	0	0	0	318	
09/16/2023	at Michigan St.	27	53	1	9	14	208	0	61	14-35-1	208	0	61	3	49	0	18	1	1	0	1	261	
09/23/2023	California	35	139	2	13	27	363	3	50	27-46-3	363	3	50	4	74	0	19	1	-2	0	2	502	
09/30/2023	at Arizona	31	110	0	13	27	232	3	33	27-39-1	232	3	33	1	-1	0	0	1	-1	0	0	342	
10/14/2023	Oregon	40	204	2	15	33	337	2	49	33-44-0	337	2	49	2	36	0	20	1	0	0	0	541	
10/21/2023	Arizona St.	31	145	1	17	26	196	0	34	26-47-1	196	0	34	2	16	0	12	0	0	0	0	341	
10/28/2023	at Stanford	35	128	3	24	31	367	1	53	31-49-0	367	1	53	2	31	0	17	0	0	0	0	495	
11/04/2023	at Southern California	27	203	3	43	27	312	3	43	27-36-0	312	3	43	3	43	0	22	0	0	0	0	515	
11/11/2023	Utah	27	115	2	15	17	267	2	68	17-30-2	267	2	68	4	55	0	17	0	0	0	0	382	
11/18/2023	at Oregon St.	40	148	2	26	16	169	0	25	16-33-2	169	0	25	3	57	0	28	1	11	0	11	317	
11/25/2023	Washington St.	27	64	0	17	32	317	3	37	32-49-2	317	3	37	3	66	0	24	1	2	0	2	381	
12/01/2023	vs Oregon	20	124	1	44	21	239	3	63	21-34-1	239	3	63	0	0	0	0	0	0	0	0	363	
01/01/2024	vs Texas	28	180	3	21	24	318	1	41	24-43-0	318	1	41	7	132	0	31	2	13	0	8	498	
01/08/2024	vs Michigan	38	303	4	59	10	140	0	41	10-19-0	140	0	41	2	27	0	14	0	0	0	0	443	
Opponents		474	2222	25	59	345	3879	23	68	345-583-16	3879	23	68	41	663	0	31	8	24	0	11	6101	
Washington		411	1776	28	53	376	5155	38	92	376-574-12	5155	38	92	34	703	0	51	19	184	1	83	6931	

Opponents Averages

Games	Avg/ rush	Avg/ catch	Pass effic	KR avg	PR avg	All purpose avg/game	Total offense avg/game
15	4.7	11.2	122.6	16.2	3.0	457.9	406.7

Date	Opponent	Tackles				Sacks no-yds	Fumble ff-fr-yds	Pass Defense			blkd kick	PAT attempts			off saf t/o pts				
		ua	a	total	tfl-yds			int-yds	qbh	brup		kick	rush	rcv					
09/02/2023	Boise St.	38	22	60	6.0-18	1-6	1	0-0	0-0	0	2	0	1-2	0	0	0	0	0	19
09/09/2023	Tulsa	27	28	55	3.0-4	0-0	1	1-43	1-0	0	2	0	1-1	0	0	0	0	0	10
09/16/2023	at Michigan St.	34	44	78	2.0-3	0-0	0	0-0	1-0	9	2	0	1-1	0	0	0	7	7	
09/23/2023	California	34	12	46	3.0-8	0-0	0	0-0	1-0	0	2	0	2-4	0	0	0	0	32	
09/30/2023	at Arizona	32	36	68	5.0-19	2-5	2	1-0	0-0	5	3	0	3-3	0	0	0	0	24	
10/14/2023	Oregon	31	16	47	4.0-9	1-5	1	0-0	1-0	0	3	0	2-2	1	1	0	0	33	
10/21/2023	Arizona St.	38	6	44	5.0-15	0-0	2	2-0	2-0	0	4	0	1-1	0	0	0	7	7	
10/28/2023	at Stanford	29	26	55	2.0-14	1-12	1	1-5	1-0	4	2	0	3-3	0	0	0	7	33	
11/04/2023	at Southern California	44	26	70	3.0-14	1-7	0	0-0	1-0	1	3	1	6-6	0	0	0	7	42	
11/11/2023	Utah	44	20	64	3.0-17	1-10	0	1-0	0-0	0	1	1	4-4	0	0	0	0	28	
11/18/2023	at Oregon St.	25	18	43	2.0-4	0-0	1	1-0	0-0	3	5	0	2-2	0	0	0	0	20	
11/25/2023	Washington St.	32	22	54	4.0-17	2-12	0	0-0	1-0	0	3	0	3-3	0	0	0	0	21	
12/01/2023	vs Oregon	46	28	74	4.0-21	2-17	0	0-0	1-0	13	2	0	4-4	0	0	0	0	31	
01/01/2024	vs Texas	37	28	65	3.0-5	0-0	0	1-0	0-0	0	1	0	4-4	0	0	0	7	31	
01/08/2024	vs Michigan	33	26	59	1.0-12	1-12	0	0-0	2-81	0	3	0	4-4	0	0	0	10	34	
Opponents		524	358	882	50.0-180	12-86	9	8-48	12-81	35	38	2	41-44	1	1	0	45	372	
Washington		586	360	946	65.0-229	22-144	6	4-0	16-321	30	70	1	64-64	0	2	2	69	540	

Date	Opponent	Punting							Field Goals			Kickoffs						
		no.	yds	avg	long	blkd	tb	fc	50+	i20	md-att	long	blkd	no.	yds	avg	tb	ob
09/02/2023	Boise St.	7	365	52.1	62	0	1	1	5	1	2-2	39	0	5	265	53.0	0	0
09/09/2023	Tulsa	3	113	37.7	54	0	0	1	1	1	1-1	44	0	3	176	58.7	0	1
09/16/2023	at Michigan St.	8	335	41.9	52	0	0	4	2	4	0-0	0	0	2	130	65.0	0	0
09/23/2023	California	4	195	48.8	50	0	1	2	2	1	0-0	0	0	6	361	60.2	0	0
09/30/2023	at Arizona	3	140	46.7	69	0	0	1	1	2	1-1	30	0	4	219	54.8	3	0
10/14/2023	Oregon	2	90	45.0	52	0	0	1	1	0	1-2	45	0	6	379	63.2	3	1
10/21/2023	Arizona St.	4	155	38.8	49	0	0	0	0	2	0-2	0	1	2	124	62.0	0	0
10/28/2023	at Stanford	6	213	35.5	47	0	0	2	0	2	2-2	47	0	5	324	64.8	4	0
11/04/2023	at Southern California	2	67	33.5	34	0	0	2	0	1	0-0	0	0	7	439	62.7	2	0
11/11/2023	Utah	5	206	41.2	51	0	0	2	1	0	0-0	0	0	6	350	58.3	1	0
11/18/2023	at Oregon St.	1	47	47.0	47	0	0	0	0	0	2-2	38	0	6	375	62.5	2	0
11/25/2023	Washington St.	5	202	40.4	49	0	0	4	0	3	0-1	0	0	4	249	62.3	1	0
12/01/2023	vs Oregon	4	200	50.0	57	0	0	2	2	2	1-1	36	0	6	344	57.3	5	0
01/01/2024	vs Texas	5	237	47.4	55	0	0	1	2	2	1-1	25	0	5	325	65.0	5	0
01/08/2024	vs Michigan	5	234	46.8	53	0	1	1	2	2	2-2	38	0	7	455	65.0	6	0
Opponents		64	2799	43.7	69	0	3	24	19	23	13-17	47	1	74	4515	61.0	32	2
Washington		46	1878	40.8	56	1	1	21	6	13	18-22	47	1	101	6311	62.5	48	2

Washington 2023 SEASON STATS

Opponent	Score	First Downs			Pen	Rushing Number-Yards	Passing		Yards	Total Offense Plays-Yards	Return Yards	Turn- Overs
		Total	Rush	Pass			Comp-Att-Int					
Boise St.	56-19	22 / 21	3 / 8	18 / 10	1 / 3	19-78 / 28-138	31-42-0 / 22-47-2	490 / 264	61-568 / 75-402	141 / 65	0 / 2	
Tulsa	43-10	31 / 22	6 / 9	20 / 9	5 / 4	22-109 / 40-168	30-40-1 / 18-32-1	454 / 150	62-563 / 72-318	31 / 56	2 / 1	
Michigan St.	41-7	29 / 15	8 / 4	18 / 8	3 / 3	33-177 / 27-53	29-39-1 / 14-35-1	536 / 208	72-713 / 62-261	38 / 50	1 / 1	
California	59-32	23 / 28	8 / 7	15 / 17	0 / 4	30-140 / 35-139	23-32-1 / 27-46-3	389 / 363	62-529 / 81-502	236 / 72	1 / 3	
Arizona	31-24	27 / 27	8 / 8	17 / 13	2 / 6	26-111 / 31-110	30-40-0 / 27-39-1	363 / 232	66-474 / 70-342	2 / -2	1 / 1	
Oregon	36-33	24 / 32	6 / 12	16 / 17	2 / 3	23-99 / 40-204	23-38-1 / 33-44-0	316 / 337	61-415 / 84-541	49 / 36	1 / 0	
Arizona St.	15-7	17 / 20	3 / 10	11 / 8	3 / 2	13-13 / 31-145	27-42-2 / 26-47-1	275 / 196	55-288 / 78-341	144 / 16	4 / 1	
Stanford	42-33	23 / 26	6 / 7	14 / 15	3 / 4	27-91 / 35-128	21-37-1 / 31-49-0	369 / 367	64-460 / 84-495	44 / 36	2 / 0	
Southern California	52-42	27 / 24	10 / 12	15 / 11	2 / 1	42-316 / 27-203	22-30-1 / 27-36-0	256 / 312	72-572 / 63-515	112 / 43	1 / 1	
Utah	35-28	27 / 17	9 / 8	14 / 6	4 / 3	33-125 / 27-115	24-42-0 / 17-30-2	332 / 267	75-457 / 57-382	194 / 55	1 / 2	
Oregon St.	22-20	14 / 22	5 / 12	8 / 9	1 / 1	25-110 / 40-148	13-28-0 / 16-33-2	162 / 169	53-272 / 73-317	110 / 68	1 / 3	
Washington St.	24-21	17 / 22	8 / 4	7 / 15	2 / 3	30-102 / 27-64	18-33-1 / 32-49-2	204 / 317	63-306 / 76-381	56 / 68	1 / 2	
Oregon	34-31	26 / 17	9 / 5	15 / 11	2 / 1	37-157 / 20-124	29-41-1 / 21-34-1	324 / 239	78-481 / 54-363	34 / 0	1 / 1	
Texas	37-31	25 / 23	6 / 8	17 / 13	2 / 2	31-102 / 28-180	29-39-0 / 24-43-0	430 / 318	70-532 / 71-498	0 / 145	1 / 2	
Michigan	13-34	17 / 16	2 / 10	13 / 6	2 / 0	20-46 / 38-303	27-51-2 / 10-19-0	255 / 140	71-301 / 57-443	17 / 108	2 / 0	
Totals	540-372	349 / 332	97 / 124	218 / 168	34 / 40	411-1776 / 474-2222	376-574-12 / 345-583-16	5155 / 3879	985-6931 / 1057-6101	1208 / 816	20 / 20	

Opponents	3rd Down Conversion	4th Down Conversion	Time of Possession	TOP Margin	Avg Yds/Rush	Avg Yds/Pass	Avg Yds/Play	Punting Number-Avg	Penalties Number-Yards	Sacks
Boise St.	4-10 / 6-17	1-1 / 1-2	29:49 / 30:10	-00:21	4.1 / 4.9	11.7 / 5.6	9.3 / 5.4	5-41.8 / 7-52.1	5-60.0 / 3-29.0	1 / 1
Tulsa	5-7 / 7-17	1-1 / 2-4	29:56 / 30:04	-00:08	5.0 / 4.2	11.4 / 4.7	9.1 / 4.4	0-0.0 / 3-37.7	7-93.0 / 7-65.0	2 / 0
Michigan St.	3-10 / 6-16	1-2 / 0-1	35:32 / 24:28	11:04	5.4 / 2.0	13.7 / 5.9	9.9 / 4.2	2-31.5 / 8-41.9	11-110.0 / 11-83.0	2 / 0
California	5-11 / 10-17	1-2 / 0-0	30:10 / 29:50	00:20	4.7 / 4.0	12.2 / 7.9	8.5 / 6.2	2-53.5 / 4-48.8	9-83.0 / 2-10.0	0 / 0
Arizona	6-10 / 4-12	1-1 / 3-4	29:51 / 30:09	-00:18	4.3 / 3.5	9.1 / 5.9	7.2 / 4.9	2-42.5 / 3-46.7	12-125.0 / 8-60.0	1 / 2
Oregon	5-11 / 10-16	2-3 / 0-3	25:39 / 34:21	-08:42	4.3 / 5.1	8.3 / 7.7	6.8 / 6.4	3-43.0 / 2-45.0	5-45.0 / 5-55.0	1 / 1
Arizona St.	3-10 / 5-17	0-0 / 2-6	22:31 / 37:29	-14:58	1.0 / 4.7	6.5 / 4.2	5.2 / 4.4	3-36.7 / 4-38.8	5-51.0 / 7-71.0	0 / 0
Stanford	6-12 / 5-15	0-0 / 1-3	24:50 / 34:40	-09:50	3.4 / 3.7	10.0 / 7.5	7.2 / 5.9	5-41.6 / 6-35.5	7-78.0 / 8-74.0	3 / 1
Southern California	7-10 / 4-9	1-1 / 1-2	34:40 / 25:20	09:20	7.5 / 7.5	8.5 / 8.7	7.9 / 8.2	1-0.0 / 2-33.5	6-52.0 / 6-65.0	3 / 1
Utah	5-14 / 5-11	2-2 / 0-1	34:58 / 25:02	09:56	3.8 / 4.3	7.9 / 8.9	6.1 / 6.7	4-40.5 / 5-41.2	11-100.0 / 8-97.0	0 / 1
Oregon St.	6-13 / 3-12	0-0 / 2-5	22:33 / 37:27	-14:54	4.4 / 3.7	5.8 / 5.1	5.1 / 4.3	4-44.0 / 1-47.0	10-64.0 / 8-65.0	1 / 0
Washington St.	6-14 / 7-17	1-1 / 1-2	27:19 / 32:41	-05:22	3.4 / 2.4	6.2 / 6.5	4.9 / 5.0	6-38.0 / 5-40.4	7-49.0 / 10-85.0	5 / 2
Oregon	10-15 / 3-10	0-1 / 2-2	37:08 / 22:52	14:16	4.2 / 6.2	7.9 / 7.0	6.2 / 6.7	1-54.0 / 4-50.0	7-50.0 / 2-21.0	0 / 2
Texas	3-11 / 4-11	1-2 / 0-1	36:20 / 23:40	12:40	3.3 / 6.4	11.0 / 7.4	7.6 / 7.0	3-36.0 / 5-47.4	5-39.0 / 10-66.0	2 / 0
Michigan	2-14 / 1-10	2-5 / 0-1	30:44 / 29:16	01:28	2.3 / 8.0	5.0 / 7.4	4.2 / 7.8	5-47.8 / 5-46.8	5-30.0 / 5-45.0	1 / 1
Totals	76-172 / 80-207	14-22 / 15-37	452:00 / 447:29	04:31	4.3 / 4.7	9.0 / 6.7	7.0 / 5.8	46-40.8 / 64-43.7	112-1029 / 100-891.0	22 / 12

Note: Game totals are displayed in the format TEAM/OPPONENT for each category

Washington 2023 SEASON STATS

2023-24 Washington Football Passing Game-by-Game All games

#4 Gemie Bernard	Comp	Att	Int	Pct	Yards	TD	Long	Sacked	Effic.
Oregon	1	1	0	100.0	14	0	14	0-0	217.6
Totals	1	1	0	100.0	14	0	14	1-3	217.6

#5 Dylan Morris	Comp	Att	Int	Pct	Yards	TD	Long	Sacked	Effic.
Boise St.	1	1	0	100.0	31	1	31	0-0	690.4
Tulsa	2	2	0	100.0	45	0	34	0-0	289.0
Michigan St.	2	4	1	50.0	63	0	57	0-0	132.3
California	4	7	0	57.1	85	0	47	0-0	159.1
Totals	9	14	1	64.3	224	1	57	0-0	208.0

#7 Dillon Johnson	Comp	Att	Int	Pct	Yards	TD	Long	Sacked	Effic.
Oregon	2	2	0	100.0	5	1	4	0-0	286.0
Totals	2	2	0	100.0	5	1	4	0-0	286.0

#9 Michael Penix Jr.	Comp	Att	Int	Pct	Yards	TD	Long	Sacked	Effic.
Boise St.	29	40	0	72.5	450	5	50	1-6	208.3
Tulsa	28	38	1	73.7	409	3	36	0-0	184.9
Michigan St.	27	35	0	77.1	473	4	50	0-0	228.4
California	19	25	1	76.0	304	4	44	0-0	222.9
Arizona	30	40	0	75.0	363	0	57	2-5	151.2
Oregon	22	37	1	59.5	302	4	43	1-5	158.3
Arizona St.	27	42	2	64.3	275	0	21	0-0	109.8
Stanford	21	37	1	56.8	369	4	92	1-12	170.8
Southern California	22	30	1	73.3	256	2	32	1-7	160.3
Utah	24	42	0	57.1	332	2	44	1-10	139.3
Oregon St.	13	28	0	46.4	162	2	32	0-0	118.6
Washington St.	18	33	1	54.5	204	2	40	1-9	120.4
Oregon	27	39	1	69.2	319	1	45	2-17	141.3
Texas	29	38	0	76.3	430	2	77	0-0	188.7
Michigan	27	51	2	52.9	255	1	44	1-12	93.6
Totals	363	555	11	65.4	4903	36	92	11-83	157.1

#11 Jalen McMillan	Comp	Att	Int	Pct	Yards	TD	Long	Sacked	Effic.
Boise St.	1	1	0	100.0	9	0	9	0-0	175.6
Texas	0	1	0	0.0	0	0	0	0-0	0.0
Totals	1	2	0	50.0	9	0	9	0-0	87.8

Washington 2023 SEASON STATS

2023-24 Washington Football Rushing/Receiving Game-by-Game All games

Rushing

Player	No-Yds/TD	Boise	Tulsa	MSU	Cal	UA	Oregon	ASU	Stan	USC	Utah	OSU	WSU	Oregon	UT	Mich
Dillon Johnson	233-1195/16	7-12/1	DNP	8-71/0	10-66/1	16-91/2	20-100/1	8-6/0	18-84/1	26-256/4	23-104/1	16-89/0	21-82/1	28-152/2	21-49/2	11-33/0
Tybo Rogers	44-184/0	DNP	DNP	15-74/0	8-13/0	1-5/0	1--1/0	-	2-12/0	5-21/0	2-24/0	1-1/0	3-14/0	DNP	5-19/0	1-2/0
Michael Penix Jr.	35-8/3	2--2/0	2-11/0	-	2-5/0	2--5/0	1--5/0	2--1/0	1--12/0	3--4/1	5--14/1	3-22/1	2--9/0	4--4/0	3-31/0	3--5/0
Will Nixon	33-201/1	6-48/0	6-30/0	1-4/0	5-39/0	2-8/1	1-5/0	1-13/0	1-6/0	4-24/0	1-13/0	1-3/0	1--4/0	1-5/0	-	2-7/0
Germie Bernard	13-43/2	-	2-8/0	2-2/1	-	5-12/1	-	DNP	-	1-15/0	-	-	1--3/0	1-5/0	1-4/0	-
Sam Adams II	10-23/1	1--3/0	4-1/0	-	4-22/1	DNP	-	-	1-3/0	DNP	DNP	-	-	-	DNP	DNP
Daniyel Ngata	7-23/1	1-5/0	6-18/1	DNP	DNP	DNP	DNP	-	DNP	-	-	-	-	-	-	-
Richard Newton	5-30/0	-	-	4-29/0	-	-	-	-	DNP	DNP	-	-	-	1-1/0	-	-
Ja'Lynn Polk	4-32/1	-	1-27/1	-	-	-	-	1--3/0	-	1-7/0	-	-	-	-	-	1-1/0
Jalen McMillan	3-30/1	1-19/1	-	1-2/0	DNP	DNP	-	DNP	-	DNP	-	-	-	-	-	1-9/0
Rome Odunze	2-37/1	-	1-14/1	-	-	-	-	-	-	-	-	-	1-23/0	-	-	-
Jack Westover	1-1/1	-	-	-	-	-	-	-	1-1/1	-	-	-	-	-	-	-
Dylan Morris	1--5/0	-	-	-	1--5/0	DNP	DNP	DNP	DNP	DNP	DNP	DNP	DNP	DNP	DNP	DNP

Receiving

Player	No-Yds/TD	Boise	Tulsa	MSU	Cal	UA	Oregon	ASU	Stan	USC	Utah	OSU	WSU	Oregon	UT	Mich
Rome Odunze	92-1640/13	7-132/1	7-107/1	8-180/0	5-125/2	5-64/0	8-128/2	5-82/0	6-89/1	5-82/0	3-111/2	7-106/2	7-120/2	8-102/0	6-125/0	5-87/0
Ja'Lynn Polk	69-1159/9	3-101/1	5-81/0	5-118/1	8-127/2	5-41/0	6-118/1	9-102/0	5-148/2	5-52/1	4-55/0	-	-	5-57/0	5-122/1	4-37/0
Jack Westover	46-433/4	5-59/1	1-11/0	4-37/3	1-7/0	2-11/0	1-2/0	3-34/0	3-24/0	1-11/0	7-64/0	4-43/0	2-25/0	1-4/0	6-59/0	5-42/0
Jalen McMillan	45-559/5	8-95/2	8-120/1	4-96/0	DNP	DNP	-	DNP	-	DNP	-	-	5-26/0	9-131/0	5-58/1	6-33/1
Germie Bernard	34-419/2	3-47/0	2-43/1	3-23/0	1-20/0	8-98/0	-	DNP	3-43/0	1-14/0	6-63/0	-	2-15/0	2-5/1	3-48/0	-
Dillon Johnson	24-190/0	3-20/0	DNP	-	1-9/0	5-48/0	2-10/0	2-9/0	-	2-11/0	2-28/0	-	1-6/0	1-7/0	3-18/0	2-24/0
Devin Culp	16-208/2	1-5/0	1-30/0	1-7/0	1-8/0	2-32/0	-	1-6/0	3-55/1	2-27/1	2-11/0	-	-	1-13/0	-	1-14/0
Giles Jackson	14-106/1	DNP	DNP	DNP	DNP	DNP	6-58/1	3-16/0	DNP	3-19/0	DNP	1-10/0	DNP	1-3/0	-	-
Will Nixon	13-84/0	-	2-25/0	2-12/0	2-8/0	1-16/0	-	2-10/0	-	1-6/0	-	-	-	-	-	3-7/0
Tybo Rogers	6-72/0	DNP	DNP	-	1-47/0	1--4/0	-	-	-	1-15/0	-	1-3/0	-	DNP	1-0/0	1-11/0
Denzel Boston	5-51/0	-	2-23/0	-	-	-	-	2-16/0	-	-	-	DNP	1-12/0	-	-	-
Josh Cuevas	4-164/1	1-31/1	-	1-57/0	-	1-57/0	-	-	-	1-19/0	-	-	-	-	-	-
Rashid Williams	2-30/0	DNP	DNP	DNP	2-30/0	DNP	DNP	DNP	-	DNP	DNP	DNP	DNP	DNP	DNP	DNP
Sam Adams II	2-16/0	-	1-6/0	-	-	DNP	-	-	1-10/0	DNP	DNP	-	-	-	DNP	DNP
Quentin Moore	2-10/1	-	1-8/0	DNP	-	-	-	-	-	-	-	-	-	1-2/1	-	-
Camden Sirmon	1-8/0	DNP	DNP	DNP	1-8/0	DNP	DNP	DNP	-	-	-	-	-	DNP	DNP	DNP
Mason Wheeler	1-6/0	DNP	DNP	1-6/0	-	DNP	DNP	DNP	DNP	DNP	DNP	DNP	DNP	DNP	DNP	DNP

Washington 2023 SEASON STATS

2023-24 Washington Football Total Tackles Game-by-Game All games

Total Tackles

Player	S-A	Total	Boise	Tulsa	MSU	Cal	UA	Oregon	ASU	Stan	USC	Utah	OSU	WSU	Oregon	UT	Mich
Dominique Hampton	65-44	109	4-3	6-0	3-3	2-2	6-7	2-5	3-4	5-0	8-2	4-1	4-7	5-3	3-1	4-2	6-4
Edefuan Ulofoshio	62-32	94	5-1	6-2	1-3	2-1	4-2	9-2	4-3	10-2	1-1	3-3	1-6	4-1	3-3	5-2	4-0
Carson Bruener	43-43	86	2-1	2-0	0-6	2-1	0-5	3-2	3-0	5-3	3-2	2-3	6-8	9-5	2-0	1-4	3-3
Alphonzo Tuputala	39-30	69	1-2	3-2	1-3	1-1	2-2	8-1	3-1	4-4	2-1	3-1	DNP	1-5	4-3	2-3	4-1
Elijah Jackson	43-18	61	4-0	1-2	1-0	3-2	4-2	5-3	3-1	2-0	2-1	4-0	3-4	2-0	3-0	2-2	4-1
Bralen Trice	30-19	49	2-1	3-1	1-0	1-0	1-2	2-3	1-2	3-1	1-1	2-0	2-4	2-1	3-1	4-1	2-1
Jabbar Muhammad	41-5	46	1-0	4-0	3-0	-	2-1	2-1	6-1	7-1	3-0	3-1	1-0	5-0	-	2-0	2-0
Mishael Powell	29-9	38	-	2-0	-	1-1	1-2	5-0	1-2	3-2	5-0	1-1	4-0	3-1	3-0	-	-
Ralen Goforth	20-17	37	0-4	2-0	0-1	2-1	2-3	2-0	2-1	3-4	2-0	0-1	1-2	1-0	1-0	2-0	-
Zion Tupuola-Fetui	15-14	29	0-2	DNP	3-0	0-2	1-1	0-1	4-0	-	2-2	0-2	1-2	1-2	2-0	1-0	-
Thaddeus Dixon	20-6	26	-	1-0	2-0	2-2	2-1	1-0	DNP	-	4-2	2-0	1-0	1-0	1-0	2-0	1-1
Kamren Fabriculan	18-8	26	2-0	0-1	DNP	2-1	3-3	5-0	1-0	DNP	1-0	-	DNP	-	2-1	0-2	2-0
Asa Turner	16-10	26	4-1	1-0	DNP	DNP	DNP	4-3	2-3	DNP	DNP	DNP	DNP	DNP	2-0	2-3	1-0
Voi Tunuufi	10-12	22	-	1-1	0-2	3-1	0-1	1-0	0-1	0-1	1-0	1-0	0-4	-	1-0	1-1	1-0
Makell Esteen	10-9	19	-	3-0	0-2	2-1	-	0-1	1-2	0-1	-	-	1-1	3-0	DNP	0-1	-
Tuli Letuligasenoa	9-10	19	0-1	0-2	0-1	2-0	1-0	-	DNP	DNP	-	1-2	2-2	DNP	2-0	0-1	1-1
Jacob Bandes	10-8	18	2-0	-	1-2	1-1	0-1	-	4-1	-	-	-	0-2	1-0	-	0-1	1-0
Ulumoo Ale	5-13	18	-	1-0	0-3	-	1-2	1-0	-	0-2	-	1-1	0-1	0-2	0-1	-	1-1
Drew Fowler	12-5	17	1-0	-	3-1	1-2	-	1-0	1-0	DNP	1-0	0-1	2-1	1-0	-	-	1-0
Vincent Nunley	10-6	16	DNP	-	-	3-1	3-3	DNP	DNP	DNP	1-0	3-2	DNP	DNP	DNP	DNP	DNP
Tristan Dunn	6-10	16	1-0	1-2	1-2	1-0	0-1	0-1	-	-	0-1	-	0-2	1-0	-	1-1	-
Sekai Asoau-Afoa	6-10	16	-	1-0	-	1-1	0-1	2-2	0-1	0-2	-	-	1-1	1-2	-	-	-
Jaivion Green	9-3	12	-	1-0	-	1-0	-	1-0	0-1	2-1	2-0	-	0-1	-	-	2-0	-
Faatui Tuitele	4-3	7	-	DNP	DNP	-	-	1-0	-	1-0	0-1	1-0	-	1-1	-	-	0-1
Deven Bryant	5-1	6	4-0	-	-	1-1	DNP	DNP	DNP	DNP	DNP	DNP	DNP	DNP	DNP	DNP	DNP
Maurice Heims	3-3	6	1-0	-	0-2	-	DNP	0-1	-	-	-	-	-	-	-	1-0	1-0
Richard Newton	4-1	5	-	-	0-1	1-0	-	-	-	DNP	DNP	-	-	-	-	2-0	1-0
Lance Holtzclaw	4-1	5	2-0	0-1	-	-	1-0	DNP	-	DNP	-	-	-	1-0	-	DNP	DNP
Dyson McCutcheon	4-0	4	1-0	-	2-0	1-0	DNP	DNP	DNP	DNP	-	DNP	DNP	-	-	DNP	DNP
Tristan Warner	4-0	4	-	2-0	-	2-0	DNP	DNP	DNP	DNP	DNP	DNP	DNP	DNP	DNP	DNP	DNP
Leroy Bryant	3-1	4	DNP	DNP	0-1	2-0	DNP	DNP	DNP	-	1-0	DNP	DNP	DNP	-	-	-
Griffin Miller	3-1	4	DNP	2-1	DNP	1-0	DNP	DNP	DNP	DNP	DNP	DNP	DNP	DNP	DNP	DNP	DNP
Jayvon Parker	3-1	4	-	1-0	0-1	2-0	-	-	-	-	-	-	-	-	DNP	-	DNP
Davon Banks	2-2	4	0-2	2-0	DNP	DNP	DNP	DNP	DNP	DNP	DNP	DNP	DNP	DNP	DNP	DNP	DNP
Jacob Lane	1-3	4	DNP	DNP	0-1	1-0	DNP	DNP	DNP	DNP	-	0-1	-	0-1	-	-	-
Denzel Boston	3-0	3	-	-	-	1-0	-	-	-	-	-	-	DNP	2-0	-	-	-
Darren Barkins	3-0	3	2-0	-	1-0	DNP	DNP	DNP	DNP	DNP	DNP	DNP	DNP	DNP	DNP	DNP	DNP
Tybo Rogers	3-0	3	DNP	DNP	-	-	-	-	-	-	1-0	-	-	1-0	DNP	-	1-0
Josh Cuevas	3-0	3	-	-	-	-	-	-	-	1-0	-	-	1-0	-	-	1-0	-
Milton Hopkins Jr.	1-1	2	-	0-1	DNP	1-0	-	DNP	DNP	DNP	DNP	DNP	DNP	DNP	DNP	DNP	DNP
Ja'Lynn Polk	1-0	1	-	-	-	1-0	-	-	-	-	-	-	-	-	-	-	-
Michael Penix Jr.	1-0	1	-	1-0	-	-	-	-	-	-	-	-	-	-	-	-	-
Antonio Hill	1-0	1	DNP	1-0	DNP	-	DNP	DNP	DNP	DNP	DNP	DNP	DNP	DNP	DNP	DNP	DNP
Jack Westover	1-0	1	-	-	-	-	-	-	-	-	-	-	-	-	-	-	1-0
Jaden Green	1-0	1	-	-	-	-	-	-	-	-	-	1-0	-	-	-	-	-
Bradley McGannon	0-1	1	-	-	0-1	-	DNP	DNP	DNP	DNP	DNP	DNP	DNP	DNP	DNP	DNP	DNP

Washington 2023 SEASON STATS

2023-24 Washington Football Sacks Game-by-Game All games

Player	UA-A	Total	Boise	Tulsa	MSU	Cal	UA	Oregon	ASU	Stan	USC	Utah	OSU	WSU	Oregon	UT	Mich
Bralen Trice	6-2	7	-	-	-	-	1-3	-	-	1.5-7	0.5-2	-	1-9	1-4	-	2-9	-
Zion Tupuola-Fetui	3-1	3.5	-	DNP	2-16	-	-	-	-	-	1.5-16	-	-	-	-	-	-
Edefuan Ulofoshio	3-0	3	1-3	-	-	-	-	1-8	-	-	-	-	-	1-5	-	-	-
Jabbar Muhammad	2-0	2	-	1-4	-	-	-	-	-	1-9	-	-	-	-	-	-	-
Voi Tunuufi	2-0	2	-	1-5	-	-	-	-	-	-	1-12	-	-	-	-	-	-
Alphonzo Tuputala	0-3	1.5	-	-	-	-	-	-	-	0.5-1	-	-	DNP	1-9	-	-	-
Lance Holtzclaw	1-0	1	-	-	-	-	-	DNP	-	DNP	-	-	-	1-9	-	DNP	DNP
Ulumoo Ale	1-0	1	-	-	-	-	-	-	-	-	-	-	-	-	-	-	1-4
Sekai Asoau-Afoa	0-2	1	-	-	-	-	-	-	-	-	-	-	-	1-9	-	-	-

2023-24 Washington Football Tackles For Loss Game-by-Game All games

Player	UA-A	Total	Boise	Tulsa	MSU	Cal	UA	Oregon	ASU	Stan	USC	Utah	OSU	WSU	Oregon	UT	Mich
Bralen Trice	10-3	11.5	-	1.0-1	-	-	1.0-3	-	-	1.5-7	0.5-2	1.0-5	2.5-14	1.0-4	-	3.0-10	-
Edefuan Ulofoshio	7-2	8.0	1.0-3	-	1.5-2	-	-	1.0-8	-	-	-	1.0-1	0.5-1	1.0-5	-	2.0-3	-
Jabbar Muhammad	5-0	5.0	-	1.0-4	-	-	1.0-2	-	2.0-6	1.0-9	-	-	-	-	-	-	-
Zion Tupuola-Fetui	4-2	5.0	-	DNP	2.0-16	-	-	-	1.0-3	-	1.5-16	-	0.5-0	-	-	-	-
Ralen Goforth	3-2	4.0	-	-	-	-	-	1.0-1	-	1.0-3	-	-	1.0-3	-	1.0-1	-	-
Voi Tunuufi	3-2	4.0	-	1.0-5	0.5-0	1.0-3	-	-	-	-	1.0-12	-	0.5-0	-	-	-	-
Tuli Letuligasenoa	3-1	3.5	-	-	-	-	1.0-3	-	DNP	DNP	-	0.5-0	1.0-2	DNP	1.0-1	-	-
Kamren Fabriculan	3-0	3.0	-	-	DNP	1.0-1	-	-	-	DNP	-	-	DNP	-	1.0-2	-	1.0-3
Ulumoo Ale	3-0	3.0	-	-	-	-	1.0-1	1.0-1	-	-	-	-	-	-	-	-	1.0-4
Mishael Powell	2-1	2.5	-	-	-	-	-	1.0-3	-	0.5-1	-	1.0-4	-	-	-	-	-
Carson Bruener	1-3	2.5	-	-	0.5-1	-	-	-	-	0.5-0	-	0.5-1	-	-	-	-	1.0-1
Asa Turner	2-0	2.0	2.0-5	-	DNP	DNP	DNP	-	-	DNP	DNP	DNP	DNP	DNP	-	-	-
Elijah Jackson	2-0	2.0	-	-	-	-	-	-	1.0-5	-	-	-	1.0-2	-	-	-	-
Sekai Asoau-Afoa	1-2	2.0	-	1.0-1	-	-	-	-	-	-	-	-	-	1.0-9	-	-	-
Alphonzo Tuputala	0-4	2.0	-	-	0.5-1	-	-	-	-	0.5-1	-	-	DNP	1.0-9	-	-	-
Jacob Bades	1-1	1.5	-	-	1.5-2	-	-	-	-	-	-	-	-	-	-	-	-
Thaddeus Dixon	1-0	1.0	-	-	-	-	1.0-1	-	DNP	-	-	-	-	-	-	-	-
Makell Esteen	1-0	1.0	-	-	-	-	-	-	-	-	-	-	-	1.0-1	DNP	-	-
Lance Holtzclaw	1-0	1.0	-	-	-	-	-	DNP	-	DNP	-	-	-	1.0-9	-	DNP	DNP
Leroy Bryant	0-1	0.5	DNP	DNP	0.5-1	-	DNP	DNP	DNP	-	-	DNP	DNP	DNP	-	-	-

Washington 2023 SEASON STATS

2023-24 Washington Football

Game Results

All games

Team Results

	Date	Opponent		Score	Overall	Conf	Time	Attend
	09/02/2023	Boise St.	W	56-19	1-0	0-0	3:33	67475
	09/09/2023	Tulsa	W	43-10	2-0	0-0	3:00	63128
	09/16/2023	at Michigan St.	W	41-7	3-0	0-0	3:46	70528
*	09/23/2023	California	W	59-32	4-0	1-0	3:24	69107
*	09/30/2023	at Arizona	W	31-24	5-0	2-0	3:13	50800
*	10/14/2023	Oregon	W	36-33	6-0	3-0	3:38	71321
*	10/21/2023	Arizona St.	W	15-7	7-0	4-0	3:22	68379
*	10/28/2023	at Stanford	W	42-33	8-0	5-0	3:37	24380
*	11/04/2023	at Southern California	W	52-42	9-0	6-0	3:38	72243
*	11/11/2023	Utah	W	35-28	10-0	7-0	3:31	70976
*	11/18/2023	at Oregon St.	W	22-20	11-0	8-0	3:18	38415
*	11/25/2023	Washington St.	W	24-21	12-0	9-0	3:31	71312
	12/01/2023	vs Oregon	W	34-31	13-0	9-0	3:32	61195
	01/01/2024	vs Texas	W	37-31	14-0	9-0	3:51	68791
	01/08/2024	vs Michigan	L	13-34	14-1	9-0	3:25	72808

2023 GAME-BY-GAME STARTERS

Opponent	LT	LG	C	RG	RT	TE	QB	TB	WR	WR	WR
BOISE STATE	Fautanu	Kalepo	Mele	Brailsford	Rosengarten	Westover	Penix	D. Johnson	Bernard	Culp*	Oduze
TULSA	Fautanu	Kalepo	Mele	Brailsford	Rosengarten	Westover	Penix	Boston^	Bernard	McMillan	Oduze
at Michigan State	Fautanu	Buelow	Brailsford	Kalepo	Rosengarten	Culp	Penix	D. Johnson	Polk	McMillan	Oduze
CALIFORNIA	Fautanu	Kalepo	Brailsford	G. Hatchett	Rosengarten	Moore	Penix	D. Johnson	Polk	Bernard	Oduze
at Arizona	Fautanu	Kalepo	Brailsford	G. Hatchett	Rosengarten	Westover	Penix	D. Johnson	Polk	Culp*	Oduze
OREGON	Fautanu	Kalepo	Brailsford	G. Hatchett	Rosengarten	Culp	Penix	D. Johnson	Polk	McMillan	Oduze
ARIZONA STATE	Fautanu	Kalepo	Brailsford	G. Hatchett	Rosengarten	Westover	Penix	D. Johnson	Polk	G. Jackson	Oduze
at Stanford	Fautanu	Kalepo	Brailsford	Buelow	Rosengarten	Culp	Penix	D. Johnson	Polk	McMillan	Oduze
at USC	Fautanu	Kalepo	Brailsford	Buelow	Rosengarten	Culp	Penix	D. Johnson	Polk	Bernard	Oduze
UTAH	Fautanu	Kalepo	Brailsford	Buelow	Rosengarten	Westover	Penix	D. Johnson	Polk	Bernard	Oduze
at Oregon State	Fautanu	Kalepo	Brailsford	Buelow	Rosengarten	Moore	Penix	D. Johnson	Polk	Bernard	Oduze
WASHINGTON STATE	Fautanu	Kalepo	Brailsford	Buelow	Rosengarten	Culp	Penix	D. Johnson	Polk	Bernard	McMillan
vs. Oregon	Fautanu	Kalepo	Brailsford	Buelow	Rosengarten	Culp	Penix	D. Johnson	Polk	McMillan	Oduze
vs. Texas	Fautanu	Kalepo	Brailsford	Buelow	Rosengarten	Westover	Penix	D. Johnson	Polk	McMillan	Oduze
vs. Michigan	Fautanu	Kalepo	Brailsford	Buelow	Rosengarten	Westover	Penix	D. Johnson	Polk	Culp*	Oduze

* - started as 2nd tight end ^ -started as 4th wide receiver

Opponent	EDGE	DL	DL	EDGE	LB	LB	HUSKY	CB	CB	SS	FS
BOISE STATE	Trice	Ale	Letuligasenoa	Tupuola-Fetui	Tuputala	Ulofoshio	Powell	Muhammad	E. Jackson	Hampton	Turner
TULSA	Trice	Ale	Letuligasenoa	Asoau-Afoa	Tuputala	Ulofoshio	Powell	Muhammad	E. Jackson	Hampton	Turner
at Michigan State	Trice	Ale	Bandes	Tupuola-Fetui	Tuputala	Ulofoshio	Powell	Muhammad	E. Jackson	Hampton	Nunley
CALIFORNIA	Trice	Ale	Letuligasenoa	Tupuola-Fetui	Tuputala	Ulofoshio	Powell	Muhammad	E. Jackson	Hampton	Fabicanan
at Arizona	Trice	Ale	Letuligasenoa	Tupuola-Fetui	Tuputala	Ulofoshio	Powell	Muhammad	E. Jackson	Hampton	Fabicanan
OREGON	Trice	Ale	Letuligasenoa	Tupuola-Fetui	Tuputala	Ulofoshio	Powell	Muhammad	E. Jackson	Hampton	Fabicanan
ARIZONA STATE	Trice	Ale	Tuitele	Tupuola-Fetui	Tuputala	Ulofoshio	Powell	Muhammad	E. Jackson	Hampton	Turner
at Stanford	Trice	Ale	Tuitele	Tupuola-Fetui	Tuputala	Ulofoshio	Powell	Muhammad	E. Jackson	Hampton	Esteen
at USC	Trice	Ale	Tuitele	Tupuola-Fetui	Tuputala	Ulofoshio	Powell	Muhammad	E. Jackson	Hampton	Dixon
UTAH	Trice	Ale	Letuligasenoa	Tupuola-Fetui	Tuputala	Ulofoshio	Powell	Muhammad	E. Jackson	Hampton	Fabicanan
at Oregon State	Trice	Ale	Letuligasenoa	Tupuola-Fetui	C. Breuner	Ulofoshio	Powell	Muhammad	E. Jackson	Hampton	Tuitele+
WASHINGTON STATE	Trice	Tunuufi	Tuitele	Tupuola-Fetui	Tuputala	Ulofoshio	Powell	Muhammad	E. Jackson	Hampton	Esteen
vs. Oregon	Trice	Tuitele	Letuligasenoa	Tupuola-Fetui	Tuputala	Ulofoshio	Powell	Muhammad	E. Jackson	Hampton	Turner
vs. Texas	Trice	Ale	Letuligasenoa	Tupuola-Fetui	Tuputala	Ulofoshio	Tuitele+	Muhammad	E. Jackson	Hampton	Turner
vs. Michigan	Trice	Tuitele	Letuligasenoa	Tupuola-Fetui	Tuputala	Ulofoshio	Powell	Muhammad	E. Jackson	Hampton	Turner

+ - third defensive lineman

Washington 2023 SEASON STATS

2023-24 Washington Football Red-Zone Results All games

Washington Inside Opponent Red-Zone

Date	Opponent	Score	Times	Times	Total	Rush			Pass	FGs	Failed to score inside RZ					
			In RZ	Scored	Pts	TDs	TDs	TDs	Made	FGA	Down	Int	Fumb	Half	Game	
09/02/2023	Boise St.	W 56-19	5	5	35	5	2	3	0	0	0	0	0	0	0	0
09/09/2023	Tulsa	W 43-10	7	6	43	6	3	3	0	1	0	0	0	0	0	0
09/16/2023	at Michigan St.	W 41-7	7	6	34	4	1	3	2	2	0	0	0	0	0	1
09/23/2023	California	W 59-32	4	4	28	4	2	2	0	0	0	0	0	0	0	0
09/30/2023	at Arizona	W 31-24	6	5	31	4	4	0	1	1	0	0	1	0	0	0
10/14/2023	Oregon	W 36-33	4	3	22	3	1	2	0	0	1	0	0	0	0	0
10/21/2023	Arizona St.	W 15-7	3	2	6	0	0	0	2	2	0	1	0	0	0	0
10/28/2023	at Stanford	W 42-33	6	4	28	4	2	2	0	0	0	1	1	0	0	0
11/04/2023	at Southern California	W 52-42	7	7	45	6	4	2	1	1	0	0	0	0	0	0
11/11/2023	Utah	W 35-28	4	3	17	2	2	0	1	2	0	0	0	0	0	0
11/18/2023	at Oregon St.	W 22-20	3	2	14	2	1	1	0	1	0	0	0	0	0	0
11/25/2023	Washington St.	W 24-21	2	2	10	1	1	0	1	1	0	0	0	0	0	0
12/01/2023	vs Oregon	W 34-31	6	6	34	4	2	2	2	2	0	0	0	0	0	0
01/01/2024	vs Texas	W 37-31	7	6	30	3	2	1	3	3	1	0	0	0	0	0
01/08/2024	vs Michigan	L 13-34	2	2	10	1	0	1	1	1	0	0	0	0	0	0
Totals 63 of 73 (86.3%)			73	63	387	49	27	22	14	17	2	2	2	0	1	1

Opponents Inside Washington Red-Zone

Date	Opponent	Score	Times	Times	Total	Rush			Pass	FGs	Failed to score inside RZ					
			In RZ	Scored	Pts	TDs	TDs	TDs	Made	FGA	Down	Int	Fumb	Half	Game	
09/02/2023	Boise St.	W 56-19	3	2	9	1	1	0	1	1	1	0	0	0	0	0
09/09/2023	Tulsa	W 43-10	2	1	7	1	0	1	0	0	0	1	0	0	0	0
09/16/2023	Michigan St.	W 41-7	1	1	7	1	1	0	0	0	0	0	0	0	0	0
09/23/2023	California	W 59-32	4	4	26	4	2	2	0	0	0	0	0	0	0	0
09/30/2023	Arizona	W 31-24	4	4	24	3	0	3	1	1	0	0	0	0	0	0
10/14/2023	Oregon	W 36-33	5	3	22	3	2	1	0	0	2	0	0	0	0	0
10/21/2023	Arizona St.	W 15-7	3	1	7	1	1	0	0	1	0	1	0	0	0	0
10/28/2023	Stanford	W 42-33	4	4	24	3	3	0	1	1	0	0	0	0	0	0
11/04/2023	Southern California	W 52-42	4	4	28	4	3	1	0	0	0	0	0	0	0	0
11/11/2023	Utah	W 35-28	4	3	21	3	2	1	0	0	0	1	0	0	0	0
11/18/2023	Oregon St.	W 22-20	4	4	20	2	2	0	2	2	0	0	0	0	0	0
11/25/2023	Washington St.	W 24-21	2	2	14	2	0	2	0	0	0	0	0	0	0	0
12/01/2023	Oregon	W 34-31	4	4	24	3	1	2	1	1	0	0	0	0	0	0
01/01/2024	Texas	W 37-31	6	5	31	4	3	1	1	1	1	0	0	0	0	0
01/08/2024	Michigan	L 13-34	4	4	20	2	2	0	2	2	0	0	0	0	0	0
Totals 46 of 54 (85.2%)			54	46	284	37	23	14	9	10	4	3	0	0	0	0

Washington 2023 GAME SUMMARIES

Quickie Stats

Boise St. vs. Washington (Final)
09/02/2023 at Seattle, Washington

	BSU	UW
Score	19	56
FIRST DOWNS	21	22
RUSHES-YARDS (NET)	28-138	19-78
PASSING-YARDS (NET)	264	490
Passes Att-Comp-Int	47-22-2	42-31-0
TOTAL OFFENSE PLAYS-YARDS	75-402	61-568
Fumble Returns-Yards	0-0	0-0
Punt Returns-Yards	0-0	3-10
Kickoff Returns-Yards	4-65	5-98
Interception Returns-Yards	0-0	2-33
Punts (Number-Avg)	7-52.1	7-41.8
Fumbles-Lost	0-0	2-0
Penalties-Yards	3-29	5-60
Possession Time	30:10	29:50
Third-Down Conversions	6-17	4-10
Fourth-Down Conversions	1-2	1-1
Red-Zone Scores-Chances	2-3	5-5

Boise St.

Rushing	No.	Gain	Loss	Net	TD	Lg	Avg
Holani,George	10	51	0	51	0	11	5.1
Jeanty,Ashton	10	44	0	44	1	9	4.4
Green,Taylen	5	34	3	31	0	13	6.2

Passing	C-A-I	Yds	TD	Long	Sack
Madsen,Maddux	3-7-0	20	0	8	0
Green,Taylen	19-39-2	244	1	50	1
TEAM	0-1-0	0	0	0	0

Receiving	No.	Yards	TD	Long	Tgt
McAlister,Eric	7	69	0	19	17
Cobbs,Stefan	6	56	0	40	10
Jeanty,Ashton	4	109	1	50	4
Bowens,Billy	3	23	0	11	9

Punting	No.	Yds	Avg	Long	In20	TB
Ferguson-Reynolds,James	7	365	52.1	62	1	1

Punt Returns	No.	Yards	TD	Long

Kick Returns	No.	Yards	TD	Long
Dudley,Kaden	3	56	0	21
Wright,Cole	1	9	0	9

Tackles	UA-A	Total	Sacks	TFL
Teubner,Alexander	8-3	11	0	0
Schramm,DJ	4-3	7	0	1
Clark,Jaylen	5-1	6	0	2

Washington

Rushing	No.	Gain	Loss	Net	TD	Lg	Avg
Nixon,Will	6	48	0	48	0	21	8
McMillan,Jalen	1	19	0	19	1	19	19
Johnson,Dillon	7	14	2	12	1	4	1.7

Passing	C-A-I	Yds	TD	Long	Sack
Morris,Dylan	1-1-0	31	1	31	0
Penix Jr.,Michael	29-40-0	450	5	50	1
McMillan,Jalen	1-1-0	9	0	9	0

Receiving	No.	Yards	TD	Long	Tgt
McMillan,Jalen	8	95	2	38	12
Odunze,Rome	7	132	1	29	8
Westover,Jack	5	59	1	20	5
Polk,Ja'Lynn	3	101	1	50	3

Punting	No.	Yds	Avg	Long	In20	TB
McCallister,Jack	5	209	41.8	48	3	0

Punt Returns	No.	Yards	TD	Long
McMillan,Jalen	2	6	0	5
Odunze,Rome	1	4	0	4

Kick Returns	No.	Yards	TD	Long
Bernard,Germie	2	63	0	51
Newton,Richard	2	20	0	16

Tackles	UA-A	Total	Sacks	TFL
Hampton,Dominique	4-3	7	0	0
Ulofoshio,Edefuan	5-1	6	1	1
Turner,Asa	4-1	5	0	2

Qtr	Time	Scoring Play	V-H
1st	02:42	BSU - Jeanty,Ashton 7 yd TD RUSH 10-90 04:41	6-0
2nd	14:09	UW - McMillan,Jalen 7 yd TD PASS from Penix Jr.,Michael (PAT Kick by Gross,Grady GOOD) 7-73 03:30	6-7
2nd	12:06	BSU - Dalmas,Jonah 39 yd FG 5-53 02:03	9-7
2nd	07:52	UW - McMillan,Jalen 38 yd TD PASS from Penix Jr.,Michael (PAT Kick by Gross,Grady GOOD) 3-59 01:44	9-14
2nd	05:06	UW - Polk,Ja'Lynn 44 yd TD PASS from Penix Jr.,Michael (PAT Kick by Gross,Grady GOOD) 2-73 00:43	9-21
2nd	01:27	UW - Westover,Jack 20 yd TD PASS from Penix Jr.,Michael (PAT Kick by Gross,Grady GOOD) 3-40 00:43	9-28
2nd	00:02	BSU - Dalmas,Jonah 34 yd FG 9-58 01:19	12-28
3rd	12:49	BSU - Jeanty,Ashton 50 yd TD PASS from Green,Taylen (PAT Kick by Dalmas,Jonah GOOD) 4-75 02:11	19-28
3rd	10:38	UW - Odunze,Rome 5 yd TD PASS from Penix Jr.,Michael (PAT Kick by Gross,Grady GOOD) 4-81 02:03	19-35
4th	14:54	UW - McMillan,Jalen 19 yd TD RUSH (PAT Kick by Gross,Grady GOOD) 5-80 02:53	19-42
4th	06:57	UW - Johnson,Dillon 1 yd TD RUSH (PAT Kick by Gross,Grady GOOD) 10-70 05:45	19-49
4th	04:03	UW - Cuevas,Josh 31 yd TD PASS from Morris,Dylan (PAT Kick by Gross,Grady GOOD) 2-36 00:44	19-56

Washington 2023 GAME SUMMARIES

Quickie Stats

Tulsa vs. Washington (Final)

09/09/2023 at Seattle, Washington

	TUL	UW
Score	10	43
FIRST DOWNS	22	31
RUSHES-YARDS (NET)	40-168	22-109
PASSING-YARDS (NET)	150	454
Passes Att-Comp-Int	32-18-1	40-30-1
TOTAL OFFENSE PLAYS-YARDS	72-318	62-563
Fumble Returns-Yards	1-43	0-0
Punt Returns-Yards	0-0	1-6
Kickoff Returns-Yards	1-13	2-25
Interception Returns-Yards	1-0	1-0
Punts (Number-Avg)	3-37.7	3-0
Fumbles-Lost	0-0	1-1
Penalties-Yards	7-65	7-93
Possession Time	30:04	29:56
Third-Down Conversions	7-17	5-7
Fourth-Down Conversions	2-4	1-1
Red-Zone Scores-Chances	1-2	6-7

Tulsa

Rushing	No.	Gain	Loss	Net	TD	Lg	Avg
Ford, Jordan	15	67	0	67	0	19	4.5
Jackson, Bill	10	55	0	55	0	15	5.5
Watkins, Anthony	11	51	0	51	0	9	4.6

Passing	C-A-I	Yds	TD	Long	Sack
Williams, Cardell	6-14-1	65	0	32	1
Fuller, Roman	12-18-0	85	1	16	1

Receiving	No.	Yards	TD	Long	Tgt
Presley, Braylin	3	54	0	32	6
Shoulders, Marquis	3	23	0	10	6
Williams, Devan	2	16	0	9	6
Watkins, Anthony	2	15	0	9	2

Punting	No.	Yds	Avg	Long	In20	TB
Davies, Angus	3	113	37.7	54	1	0

Punt Returns	No.	Yards	TD	Long

Kick Returns	No.	Yards	TD	Long
Ford, Jordan	1	13	0	13

Tackles	UA-A	Total	Sacks	TFL
Ray, Kendarin	2-5	7	0	0
Williams, Kanion	3-4	7	0	0.5
Oliver, Jaise	3-2	5	0	0

Washington

Rushing	No.	Gain	Loss	Net	TD	Lg	Avg
Nixon, Will	6	31	1	30	0	12	5
Polk, Ja'Lynn	1	27	0	27	1	27	27
Ngata, Daniyel	6	19	1	18	1	9	3

Passing	C-A-I	Yds	TD	Long	Sack
Morris, Dylan	2-2-0	45	0	34	0
Penix Jr., Michael	28-38-1	409	3	36	0

Receiving	No.	Yards	TD	Long	Tgt
McMillan, Jalen	8	120	1	35	10
Oduanze, Rome	7	107	1	34	10
Polk, Ja'Lynn	5	81	0	33	6
Bernard, Germie	2	43	1	36	2

Punting	No.	Yds	Avg	Long	In20	TB

Punt Returns	No.	Yards	TD	Long
McMillan, Jalen	1	6	0	6

Kick Returns	No.	Yards	TD	Long
Bernard, Germie	2	25	0	13

Tackles	UA-A	Total	Sacks	TFL
Ulofoshio, Edefuan	6-2	8	0	0
Hampton, Dominique	6-0	6	0	0
Tuputala, Alphonzo	3-2	5	0	0

Qtr	Time	Scoring Play	V-H
1st	12:19	UW - Oduanze, Rome 2 yd TD PASS from Penix Jr., Michael (PAT Kick by Gross, Grady GOOD) 6-65 02:41	0-7
1st	08:48	TUL - Meyer, Chase 44 yd FG 11-49 03:31	3-7
1st	02:46	UW - Polk, Ja'Lynn 27 yd TD RUSH (PAT Kick by Gross, Grady GOOD) 9-87 05:52	3-14
2nd	03:55	UW - McMillan, Jalen 9 yd TD PASS from Penix Jr., Michael (PAT Pass by Green, Jaden GOOD) 9-80 04:42	3-22
3rd	08:00	UW - Bernard, Germie 7 yd TD PASS from Penix Jr., Michael (PAT Kick by Gross, Grady GOOD) 7-82 03:39	3-29
3rd	00:40	UW - Oduanze, Rome 14 yd TD RUSH (PAT Kick by Gross, Grady GOOD) 6-71 03:35	3-36
4th	11:12	TUL - McGary, Luke 15 yd TD PASS from Fuller, Roman (PAT Kick by Meyer, Chase GOOD) 10-83 04:23	10-36
4th	03:00	UW - Ngata, Daniyel 1 yd TD RUSH (PAT Kick by Gross, Grady GOOD) 8-62 03:51	10-43

Washington 2023 GAME SUMMARIES

Quickie Stats

Washington vs. Michigan St. (Final)
09/16/2023 at East Lansing, Michigan

	UW	MSU
Score	41	7
FIRST DOWNS	29	15
RUSHES-YARDS (NET)	33-177	27-53
PASSING-YARDS (NET)	536	208
Passes Att-Comp-Int	39-29-1	35-14-1
TOTAL OFFENSE PLAYS-YARDS	72-713	62-261
Fumble Returns-Yards	0-0	0-0
Punt Returns-Yards	2-1	1-1
Kickoff Returns-Yards	1-30	3-49
Interception Returns-Yards	1-7	1-0
Punts (Number-Avg)	2-31.5	2-41.9
Fumbles-Lost	2-0	0-0
Penalties-Yards	11-110	11-83
Possession Time	35:32	24:28
Third-Down Conversions	3-10	6-16
Fourth-Down Conversions	1-2	0-1
Red-Zone Scores-Chances	6-7	1-1

Washington

Rushing	No.	Gain	Loss	Net	TD	Lg	Avg
T.Rogers	15	75	1	74	0	15	4.9
D.Johnson	8	73	2	71	0	45	8.9
R.Newton	4	29	0	29	0	17	7.3

Passing	C-A-I	Yds	TD	Long	Sack
D.Morris	2-4-1	63	0	57	0
M.Penix Jr.	27-35-0	473	4	50	0

Receiving	No.	Yards	TD	Long	Tgt	YAC
R.Odunze	8	180	0	50	12	32
J.Polk	5	118	1	38	6	12
J.McMillan	4	96	0	39	5	18
J.Westover	4	37	3	13	4	23

Punting	No.	Yds	Avg	Long	In20	TB
J.McCallister	2	63	31.5	36	1	0

Punt Returns	No.	Yards	TD	Long
J.McMillan	2	1	0	1

Kick Returns	No.	Yards	TD	Long
G.Bernard	1	30	0	30

Tackles	UA-A	Total	Sacks	TFL
D.Hampton	3-3	6	0	0
C.Brueher	0-6	6	0	0.5
E.Ulofoshio	1-3	4	0	1.5

Qtr	Time	Scoring Play	V-H
1st	09:51	UW - G.Bernard 1 yd TD RUSH (PAT KICK by G.Gross GOOD) 4-55 2:12	7-0
1st	01:14	UW - J.Westover 5 yd TD PASS from M.Penix Jr. (PAT KICK by G.Gross GOOD) 3-44 1:07	14-0
2nd	10:44	UW - J.Polk 30 yd TD PASS from M.Penix Jr. (PAT KICK by G.Gross GOOD) 3-95 1:39	21-0
2nd	06:49	UW - J.Westover 13 yd TD PASS from M.Penix Jr. (PAT KICK by G.Gross GOOD) 4-48 1:41	28-0
2nd	00:06	UW - J.Westover 7 yd TD PASS from M.Penix Jr. (PAT KICK by G.Gross GOOD) 5-66 0:35	35-0
3rd	10:43	UW - G.Gross 22 yd FG 8-66 4:10	38-0
3rd	03:45	UW - G.Gross 29 yd FG 11-72 4:48	41-0
4th	05:48	MSU - K.Houser 4 yd TD RUSH (PAT KICK by J.Kim GOOD) 11-99 5:25	41-7

Michigan St.

Rushing	No.	Gain	Loss	Net	TD	Lg	Avg
N.Carter	17	54	6	48	0	9	2.8
J.Simmons	4	11	0	11	0	4	2.8
K.Houser	1	4	0	4	1	4	4

Passing	C-A-I	Yds	TD	Long	Sack
N.Kim	12-31-1	136	0	30	2
K.Houser	2-4-0	72	0	61	0

Receiving	No.	Yards	TD	Long	Tgt	YAC
M.Carr	3	30	0	14	7	15
T.Mosley	3	21	0	9	7	11
M.Foster Jr.	2	50	0	30	4	8
J.Glover	2	17	0	11	7	0

Punting	No.	Yds	Avg	Long	In20	TB
M.O'Shaughnessy	4	181	45.3	50	2	0
R.Eckley	4	154	38.5	52	2	0

Punt Returns	No.	Yards	TD	Long
T.Henry	1	1	0	1

Kick Returns	No.	Yards	TD	Long
T.Henry	3	49	0	18

Tackles	UA-A	Total	Sacks	TFL
J.Mangham	4-4	8	0	0
C.Haladay	2-5	7	0	0
M.Spencer	2-5	7	0	0

Washington 2023 GAME SUMMARIES

Quickie Stats

California vs. Washington (Final)
09/23/2023 at Seattle, Washington

	CAL	UW
Score	32	59
FIRST DOWNS	28	23
RUSHES-YARDS (NET)	35-139	30-140
PASSING-YARDS (NET)	363	389
Passes Att-Comp-Int	46-27-3	32-23-1
TOTAL OFFENSE PLAYS-YARDS	81-502	62-529
Fumble Returns-Yards	0-0	0-0
Punt Returns-Yards	1-2	1-83
Kickoff Returns-Yards	4-74	3-66
Interception Returns-Yards	1-0	3-87
Punts (Number-Avg)	4-48.8	4-55.5
Fumbles-Lost	1-0	0-0
Penalties-Yards	2-10	9-83
Possession Time	29:50	30:10
Third-Down Conversions	10-17	5-11
Fourth-Down Conversions	0-0	1-2
Red-Zone Scores-Chances	4-4	4-4

California

Rushing	No.	Gain	Loss	Net	TD	Lg	Avg
Ott, Jaydn	14	43	3	40	1	8	2.9
Ifanse, Isaiah	6	30	0	30	0	8	5
Stredick, Ashton	6	30	0	30	1	10	5

Passing	C-A-I	Yds	TD	Long	Sack
Jackson V, Sam	10-14-0	156	1	33	0
Finley, Ben	17-32-3	207	2	50	0

Receiving	No.	Yards	TD	Long	Tgt
Hunter, Jeremiah	5	85	1	50	9
Davis, Taj	5	60	1	27	6
Grizzell, Trond	4	86	1	33	6
Endries, Jack	4	54	0	26	5

Punting	No.	Yds	Avg	Long	In20	TB
Wilson, Lachlan	4	195	48.8	50	1	1

Punt Returns	No.	Yards	TD	Long
Hunter, Jeremiah	1	2	0	2

Kick Returns	No.	Yards	TD	Long
Anderson, Mavin	4	74	0	19

Tackles	UA-A	Total	Sacks	TFL
McMorris, Patrick	6-1	7	0	0
Elarms-Orr, Kaleb	6-1	7	0	0
Sirmon, Jackson	4-2	6	0	0

Washington

Rushing	No.	Gain	Loss	Net	TD	Lg	Avg
Johnson, Dillon	10	69	3	66	1	19	6.6
Nixon, Will	5	39	0	39	0	18	7.8
Adams II, Sam	4	24	2	22	1	11	5.5

Passing	C-A-I	Yds	TD	Long	Sack
Morris, Dylan	4-7-0	85	0	47	0
Penix Jr., Michael	19-25-1	304	4	44	0

Receiving	No.	Yards	TD	Long	Tgt
Polk, Ja'Lynn	8	127	2	35	11
Odunze, Rome	5	125	2	44	5
Williams, Rashid	2	30	0	18	2
Nixon, Will	2	8	0	4	3

Punting	No.	Yds	Avg	Long	In20	TB
McCallister, Jack	2	111	55.5	56	2	0

Punt Returns	No.	Yards	TD	Long
Odunze, Rome	1	83	1	83

Kick Returns	No.	Yards	TD	Long
Bernard, Germie	3	66	0	32

Tackles	UA-A	Total	Sacks	TFL
Jackson, Elijah	3-2	5	0	0
Hampton, Dominique	2-2	4	0	0
Nunley, Vincent	3-1	4	0	0

Qtr	Time	Scoring Play	V-H
1st	12:37	UW - Ulofoshio, Edefuan 45 yd TD INT RETURN (PAT Kick by Gross, Grady GOOD)	0-7
1st	09:13	UW - Odunze, Rome 83 yd TD PUNT RETURN (PAT Kick by Gross, Grady GOOD)	0-14
1st	05:52	CAL - Hunter, Jeremiah 7 yd TD PASS from Finley, Ben 8-75 03:21	6-14
1st	02:19	UW - Polk, Ja'Lynn 8 yd TD PASS from Penix Jr., Michael (PAT Kick by Gross, Grady GOOD) 7-73 03:27	6-21
1st	00:38	UW - Gross, Grady 41 yd FG 4-3 00:55	6-24
2nd	11:27	UW - Johnson, Dillon 3 yd TD RUSH (PAT Kick by Gross, Grady GOOD) 5-75 02:42	6-31
2nd	09:00	CAL - Davis, Taj 24 yd TD PASS from Finley, Ben 7-80 02:23	12-31
2nd	04:08	UW - Polk, Ja'Lynn 24 yd TD PASS from Penix Jr., Michael (PAT Kick by Gross, Grady GOOD) 6-48 03:02	12-38
2nd	00:44	UW - Odunze, Rome 35 yd TD PASS from Penix Jr., Michael (PAT Kick by Gross, Grady GOOD) 6-80 00:48	12-45
3rd	11:28	UW - Odunze, Rome 13 yd TD PASS from Penix Jr., Michael (PAT Kick by Gross, Grady GOOD) 7-68 03:20	12-52
3rd	01:49	CAL - Ott, Jaydn 2 yd TD RUSH (PAT Kick by Luckhurst, Michael GOOD) 9-77 02:48	19-52
4th	10:48	CAL - Grizzell, Trond 20 yd TD PASS from Jackson V, Sam 8-87 02:37	25-52
4th	07:08	UW - Adams II, Sam 9 yd TD RUSH (PAT Kick by Gross, Grady GOOD) 9-75 03:40	25-59
4th	03:40	CAL - Stredick, Ashton 3 yd TD RUSH (PAT Kick by Bhaghani, Mateen GOOD) 11-75 03:28	32-59

Washington 2023 GAME SUMMARIES

Quickie Stats Washington vs. Arizona (Final) 09/30/2023 at Tucson, Arizona

	WAS	ARI
Score	31	24
FIRST DOWNS	25	28
RUSHES-YARDS (NET)	26-111	31-110
PASSING-YARDS (NET)	363	232
Passes Att-Comp-Int	40-30-0	39-27-1
TOTAL OFFENSE PLAYS-YARDS	66-474	70-342
Fumble Returns-Yards	0-0	1-0
Punt Returns-Yards	0-0	1--1
Kickoff Returns-Yards	1-1	1-1
Interception Returns-Yards	1-1	0-0
Punts (Number-Avg)	2-42.5	2-46.7
Fumbles-Lost	2-1	1-0
Penalties-Yards	12-125	8-60
Possession Time	29:51	30:09
Third-Down Conversions	6-10	5-13
Fourth-Down Conversions	1-1	3-4
Red-Zone Scores-Chances	5-6	4-4

Washington

Rushing	No.	Gain	Loss	Net	TD	Lg	Avg
D.Johnson	16	93	2	91	2	28	5.7
G.Bernard	5	20	8	12	1	11	2.4
W.Nixon	2	8	0	8	1	5	4

Passing	C-A-I	Yds	TD	Long	Sack
M.Penix Jr.	30-40-0	363	0	57	2

Receiving	No.	Yards	TD	Long	Tgt	YAC
G.Bernard	8	98	0	24	10	56
R.Odunze	5	64	0	18	9	42
D.Johnson	5	48	0	18	6	40
J.Polk	5	41	0	15	7	36

Punting	No.	Yds	Avg	Long	In20	TB
J.McCallister	2	85	42.5	48	0	0

Punt Returns	No.	Yards	TD	Long

Kick Returns	No.	Yards	TD	Long
J.Cuevas	1	1	0	1

Tackles	UA-A	Total	Sacks	TFL
D.Hampton	5-7	12	0	0
E.Ulofoshio	4-2	6	0	0
K.Fabirculan	3-3	6	0	0

Arizona

Rushing	No.	Gain	Loss	Net	TD	Lg	Avg
J.Coleman	12	47	3	44	0	12	3.7
D.Williams	10	44	1	43	0	13	4.3
N.Fifita	6	22	3	19	0	8	3.2

Passing	C-A-I	Yds	TD	Long	Sack
N.Fifita	27-39-1	232	3	33	1

Receiving	No.	Yards	TD	Long	Tgt	YAC
J.Cowing	8	61	1	13	12	22
T.McLachlan	6	51	0	17	7	17
T.McMillan	6	45	2	19	9	29
J.Coleman	3	51	0	33	4	56

Punting	No.	Yds	Avg	Long	In20	TB
K.Ostendorp	3	140	46.7	69	3	0

Punt Returns	No.	Yards	TD	Long
J.Cowing	1	-1	0	0

Kick Returns	No.	Yards	TD	Long
R.Luke	1	-1	0	0

Tackles	UA-A	Total	Sacks	TFL
D.Johnson	5-5	10	0	0
J.Manu	3-6	9	0	0
E.Prysock	4-2	6	0	0

Qtr	Time	Scoring Play	V-H
1st	06:02	WAS - D.Johnson 4 yd TD RUSH (PAT KICK by G.Gross GOOD) 12-95 6:59	7-0
1st	00:38	WAS - G.Bernard 3 yd TD RUSH (PAT KICK by G.Gross GOOD) 7-57 3:13	14-0
2nd	09:31	ARI - J.Cowing 8 yd TD PASS from N.Fifita (PAT KICK by T.Loop GOOD) 12-75 6:07	14-7
2nd	03:31	WAS - W.Nixon 5 yd TD RUSH (PAT KICK by G.Gross GOOD) 12-73 5:58	21-7
2nd	00:23	ARI - T.Loop 30 yd FG 12-62 3:08	21-10
3rd	06:42	WAS - D.Johnson 4 yd TD RUSH (PAT KICK by G.Gross GOOD) 7-84 3:34	28-10
3rd	03:03	ARI - T.McMillan 1 yd TD PASS from N.Fifita (PAT KICK by T.Loop GOOD) 7-75 3:39	28-17
4th	13:24	WAS - G.Gross 37 yd FG 11-55 4:39	31-17
4th	01:08	ARI - T.McMillan 10 yd TD PASS from N.Fifita (PAT KICK by T.Loop GOOD) 11-90 2:47	31-24

Washington 2023 GAME SUMMARIES

Quickie Stats

Oregon vs. Washington (Final)

10/14/2023 at Seattle, Washington

	ORE	UW
Score	33	36
FIRST DOWNS	32	24
RUSHES-YARDS (NET)	40-204	23-99
PASSING-YARDS (NET)	337	316
Passes Att-Comp-Int	44-33-0	38-23-1
TOTAL OFFENSE PLAYS-YARDS	84-541	61-415
Fumble Returns-Yards	0-0	0-0
Punt Returns-Yards	1-0	0-0
Kickoff Returns-Yards	2-36	2-49
Interception Returns-Yards	1-0	0-0
Punts (Number-Avg)	2-45.0	2-43.0
Fumbles-Lost	0-0	1-0
Penalties-Yards	5-55	5-45
Possession Time	34:21	25:39
Third-Down Conversions	10-16	5-11
Fourth-Down Conversions	0-3	2-3
Red-Zone Scores-Chances	3-5	3-4

Oregon

Rushing	No.	Gain	Loss	Net	TD	Lg	Avg
Irving,Bucky	22	127	0	127	1	15	5.8
James,Jordan	11	64	1	63	1	10	5.7
Nix,Bo	7	24	10	14	0	13	2

Passing	C-A-I	Yds	TD	Long	Sack
Nix,Bo	33-44-0	337	2	49	1

Receiving	No.	Yards	TD	Long	Tgt
Franklin,Troy	8	154	1	49	13
Johnson,Tez	7	71	0	24	8
Irving,Bucky	6	34	0	9	8
Ferguson,Terrance	5	50	0	19	5

Punting	No.	Yds	Avg	Long	In20	TB
James,Ross	2	90	45	52	0	0

Punt Returns	No.	Yards	TD	Long
Johnson,Tez	1	0	0	0

Kick Returns	No.	Yards	TD	Long
Bryant Jr,Gary	1	20	0	20
Reed,Nikko	1	16	0	16

Tackles	UA-A	Total	Sacks	TFL
Stephens IV,Steve	5-2	7	0	0.5
Williams,Evan	4-2	6	0	0
Dorlus,Brandon	3-2	5	1	1.5

Qtr	Time	Scoring Play	V-H
1st	10:49	UW - Jackson,Giles 26 yd TD PASS from Penix Jr.,Michael (PAT Kick by Gross,Grady GOOD) 4-76 01:02	0-7
1st	04:54	ORE - Irving,Bucky 12 yd TD RUSH (PAT Rush by Herbert,Patrick GOOD) 14-90 05:50	8-7
1st	00:46	UW - Polk,Ja'Lynn 26 yd TD PASS from Penix Jr.,Michael (PAT Kick by Gross,Grady GOOD) 8-75 04:08	8-14
2nd	11:44	ORE - Herbert,Patrick 11 yd TD PASS from Nix,Bo (PAT Kick by Lewis,Camden GOOD) 9-75 03:56	15-14
2nd	05:12	UW - Johnson,Dillon 7 yd TD RUSH (PAT Pass by Westover,Jack GOOD) 12-83 06:27	15-22
2nd	02:04	ORE - Lewis,Camden 45 yd FG 7-47 03:08	18-22
3rd	10:31	UW - Odunze,Rome 17 yd TD PASS from Penix Jr.,Michael (PAT Kick by Gross,Grady GOOD) 6-65 02:18	18-29
3rd	01:36	ORE - Franklin,Troy 30 yd TD PASS from Nix,Bo (PAT Pass by Johnson,Tez GOOD) 3-50 00:52	26-29
4th	12:58	ORE - James,Jordan 10 yd TD RUSH (PAT Kick by Lewis,Camden GOOD) 6-80 02:50	33-29
4th	01:38	UW - Odunze,Rome 18 yd TD PASS from Penix Jr.,Michael (PAT Kick by Gross,Grady GOOD) 2-53 00:33	33-36

Washington

Rushing	No.	Gain	Loss	Net	TD	Lg	Avg
Johnson,Dillon	20	103	3	100	1	17	5
Nixon,Will	1	5	0	5	0	5	5
Rogers,Tybo	1	0	1	-1	0	0	-1

Passing	C-A-I	Yds	TD	Long	Sack
Bernard,Germie	1-1-0	14	0	14	0
Penix Jr.,Michael	22-37-1	302	4	43	1

Receiving	No.	Yards	TD	Long	Tgt
Odunze,Rome	8	128	2	43	11
Polk,Ja'Lynn	6	118	1	35	13
Jackson,Giles	6	58	1	26	8
Johnson,Dillon	2	10	0	5	2

Punting	No.	Yds	Avg	Long	In20	TB
McCallister,Jack	3	129	43	50	0	0

Punt Returns	No.	Yards	TD	Long

Kick Returns	No.	Yards	TD	Long
Bernard,Germie	2	49	0	32

Tackles	UA-A	Total	Sacks	TFL
Ulofoshio,Edefuan	9-2	11	1	1
Tuputala,Alphonzo	8-1	9	0	0
Jackson,Elijah	5-3	8	0	0

Washington 2023 GAME SUMMARIES

Quickie Stats

Arizona St. vs. Washington (Final)
10/21/2023 at Seattle, Washington

	ASU	UW
Score	7	15
FIRST DOWNS	20	17
RUSHES-YARDS (NET)	31-145	13-13
PASSING-YARDS (NET)	196	275
Passes Att-Comp-Int	47-26-1	42-27-2
TOTAL OFFENSE PLAYS-YARDS	78-341	55-288
Fumble Returns-Yards	2-0	0-0
Punt Returns-Yards	0-0	3-13
Kickoff Returns-Yards	2-16	2-42
Interception Returns-Yards	2-0	1-89
Punts (Number-Avg)	4-38.8	4-36.7
Fumbles-Lost	1-0	3-2
Penalties-Yards	7-71	5-51
Possession Time	37:29	22:31
Third-Down Conversions	5-17	3-11
Fourth-Down Conversions	2-6	0-0
Red-Zone Scores-Chances	1-3	2-3

Arizona St.

Rushing	No.	Gain	Loss	Net	TD	Lg	Avg
Brooks,DeCarlos	10	63	0	63	0	16	6.3
Skattebo,Cam	11	51	0	51	1	11	4.6
Bourguet,Trenton	5	27	5	22	0	17	4.4

Passing	C-A-I	Yds	TD	Long	Sack
Bourguet,Trenton	26-47-1	196	0	34	0

Receiving	No.	Yards	TD	Long	Tgt
Badger,Elijahah	8	50	0	34	11
Pierre,Bryce	4	29	0	13	4
Conyers,Jalin	3	41	0	15	7
Stovall,Melquan	3	32	0	17	4

Punting	No.	Yds	Avg	Long	In20	TB
Skattebo,Cam	2	69	34.5	40	1	0
Longhetto,Dario	2	86	43	49	1	0

Punt Returns	No.	Yards	TD	Long

Kick Returns	No.	Yards	TD	Long
Badger,Elijahah	1	12	0	12
Matus,Michael	1	4	0	4

Tackles	UA-A	Total	Sacks	TFL
McCullough,Caleb	6-2	8	0	1.5
Woods,Ed	6-0	6	0	1
Clark,Jordan	5-0	5	0	0

Qtr	Time	Scoring Play	V-H
2nd	04:22	ASU - Skattebo,Cam 1 yd TD RUSH (PAT Kick by Longhetto,Dario GOOD) 8-53 04:28	7-0
2nd	00:12	UW - Gross,Grady 24 yd FG 11-73 04:04	7-3
4th	12:28	UW - Gross,Grady 47 yd FG 7-40 02:03	7-6
4th	08:11	UW - Powell,Mishael 89 yd TD INT RETURN	7-12
4th	03:17	UW - Gross,Grady 24 yd FG 8-62 03:02	7-15

Washington

Rushing	No.	Gain	Loss	Net	TD	Lg	Avg
Nixon,Will	1	13	0	13	0	13	13
Johnson,Dillon	8	18	12	6	0	13	0.8
Penix Jr.,Michael	2	0	1	-1	0	0	-0.5

Passing	C-A-I	Yds	TD	Long	Sack
Penix Jr.,Michael	27-42-2	275	0	21	0

Receiving	No.	Yards	TD	Long	Tgt
Polk,Ja'Lynn	9	102	0	21	13
Odunze,Rome	5	82	0	21	9
Westover,Jack	3	34	0	21	4
Jackson,Giles	3	16	0	7	4

Punting	No.	Yds	Avg	Long	In20	TB
McCallister,Jack	3	110	36.7	39	0	0

Punt Returns	No.	Yards	TD	Long
Jackson,Giles	2	10	0	7
Hampton,Dominique	1	3	0	3

Kick Returns	No.	Yards	TD	Long
Ngata,Daniyel	2	42	0	22

Tackles	UA-A	Total	Sacks	TFL
Muhammad,Jabbar	6-1	7	0	2
Ulofoshio,Edefuan	4-3	7	0	0
Hampton,Dominique	3-4	7	0	0

Washington 2023 GAME SUMMARIES

Quickie Stats

Washington vs. Stanford (Final)
10/28/2023 at Stanford,

	UW	STA
Score	42	33
FIRST DOWNS	22	26
RUSHES-YARDS (NET)	27-91	35-132
PASSING-YARDS (NET)	369	367
Passes Att-Comp-Int	38-21-1	51-31-0
TOTAL OFFENSE PLAYS-YARDS	65-460	86-499
Fumble Returns-Yards	0-0	1-5
Punt Returns-Yards	3-24	0-0
Kickoff Returns-Yards	1-20	2-31
Interception Returns-Yards	0-0	1-0
Punts (Number-Avg)	5-41.6	5-35.5
Fumbles-Lost	1-1	1-0
Penalties-Yards	7-77	8-74
Possession Time	24:50	35:10
Third-Down Conversions	6-12	5-15
Fourth-Down Conversions	0-0	1-3
Red-Zone Scores-Chances	4-6	4-4

Washington

Rushing	No.	Gain	Loss	Net	TD	Lg	Avg
D.Johnson	18	86	2	84	1	13	4.7
T.Rogers	2	12	0	12	0	10	6
W.Nixon	1	6	0	6	0	6	6

Passing	C-A-I	Yds	TD	Long	Sack
M.Penix Jr.	21-38-1	369	4	92	1

Receiving	No.	Yards	TD	Long	Tgt	YAC
R.Odunze	6	89	1	25	10	6
J.Polk	5	148	2	92	11	57
D.Culp	3	55	1	29	3	35
G.Bernard	3	43	0	16	5	23

Punting	No.	Yds	Avg	Long	In20	TB
J.McCallister	5	208	41.6	46	1	0

Punt Returns	No.	Yards	TD	Long
D.Boston	3	24	0	16

Kick Returns	No.	Yards	TD	Long
W.Nixon	1	20	0	20

Tackles	UA-A	Total	Sacks	TFL
E.Ulofoshio	10-2	12	0	0
J.Muhammad	7-1	8	1	1
A.Tuputala	4-4	8	0.5	0.5

Qtr	Time	Scoring Play	V-H
1st	06:26	UW - J.Westover 1 yd TD RUSH (PAT KICK by G.Gross GOOD) 6-50 2:41	7-0
2nd	12:24	STA - A.Daniels 5 yd TD RUSH (PAT KICK by J.Karty GOOD) 8-74 2:55	7-7
2nd	09:20	UW - R.Odunze 7 yd TD PASS from M.Penix Jr. (PAT KICK by G.Gross GOOD) 9-75 3:04	14-7
2nd	05:09	UW - J.Polk 92 yd TD PASS from M.Penix Jr. (PAT KICK by G.Gross GOOD) 1-92 0:14	21-7
2nd	01:05	STA - J.Karty 23 yd FG 9-70 4:04	21-10
2nd	00:00	STA - J.Karty 47 yd FG 8-38 0:41	21-13
3rd	10:01	STA - E.Ayomanor 39 yd TD PASS from A.Daniels (PAT PASS to A.Daniels FAILED) 4-68 1:16	21-19
3rd	03:55	UW - J.Polk 10 yd TD PASS from M.Penix Jr. (PAT KICK by G.Gross GOOD) 6-52 1:28	28-19
3rd	01:17	STA - A.Daniels 2 yd TD RUSH (PAT KICK by J.Karty GOOD) 6-75 2:38	28-26
4th	14:14	UW - D.Culp 24 yd TD PASS from M.Penix Jr. (PAT KICK by G.Gross GOOD) 7-79 1:58	35-26
4th	06:16	STA - J.Lamson 2 yd TD RUSH (PAT KICK by J.Karty GOOD) 8-83 5:21	35-33
4th	01:36	UW - D.Johnson 13 yd TD RUSH (PAT KICK by G.Gross GOOD) 4-28 1:44	42-33

Stanford

Rushing	No.	Gain	Loss	Net	TD	Lg	Avg
A.Daniels	18	98	13	85	2	24	4.7
E.Smith	5	18	0	18	0	7	3.6
J.Lamson	3	12	0	12	1	9	4

Passing	C-A-I	Yds	TD	Long	Sack
A.Daniels	31-50-0	367	1	53	3
T.Bachmeier	0-1-0	0	0	0	0

Receiving	No.	Yards	TD	Long	Tgt	YAC
T.Bachmeier	10	95	0	30	14	3
E.Ayomanor	9	146	1	53	13	5
E.Smith	4	11	0	7	5	12
S.Roush	3	43	0	20	4	11

Punting	No.	Yds	Avg	Long	In20	TB
TEAM	1	14	14	14	0	0
A.Flintoft	5	199	39.8	47	2	0

Punt Returns	No.	Yards	TD	Long

Kick Returns	No.	Yards	TD	Long
B.Farrell	2	31	0	17

Tackles	UA-A	Total	Sacks	TFL
A.Gilman	4-5	9	0	0
C.Wright	5-1	6	0	0
T.Tafiti	3-3	6	0	0

Washington 2023 GAME SUMMARIES

Quickie Stats

Washington vs. USC (Final)

11/4/2023 at Los Angeles, California

	UW	USC
Score	52	42
FIRST DOWNS	27	24
RUSHES-YARDS (NET)	42-316	27-203
PASSING-YARDS (NET)	256	312
Passes Att-Comp-Int	30-22-1	36-27-0
TOTAL OFFENSE PLAYS-YARDS	72-572	63-515
Fumble Returns-Yards	1-0	0-0
Punt Returns-Yards	0-0	1-10
Kickoff Returns-Yards	5-112	3-43
Interception Returns-Yards	0-0	1-0
Punts (Number-Avg)	1-0.0	1-33.5
Fumbles-Lost	0-0	2-1
Penalties-Yards	6-52	6-65
Possession Time	34:40	25:20
Third-Down Conversions	7-10	5-10
Fourth-Down Conversions	1-1	1-2
Red-Zone Scores-Chances	7-7	4-4

Washington

Rushing	No.	Gain	Loss	Net	TD	Lg	Avg
D.Johnson	26	263	7	256	4	53	9.8
W.Nixon	4	24	0	24	0	11	6
T.Rogers	5	21	0	21	0	8	4.2

Passing	C-A-I	Yds	TD	Long	Sack
M.Penix Jr.	22-30-1	256	2	32	1

Receiving	No.	Yards	TD	Long	Tgt	YAC
R.Odunze	5	82	0	26	6	42
J.Polk	5	52	1	32	7	5
G.Jackson	3	19	0	7	6	4
D.Culp	2	27	1	22	2	0

Punting	No.	Yds	Avg	Long	In20	TB
TEAM	1	0	0	0	0	0
J.McCallister	0	0	0	0	0	0

Punt Returns	No.	Yards	TD	Long

Kick Returns	No.	Yards	TD	Long
D.Ngata	5	112	0	29

Tackles	UA-A	Total	Sacks	TFL
D.Hampton	8-2	10	0	0
T.Dixon	4-2	6	0	0
M.Powell	5-0	5	0	0

USC

Rushing	No.	Gain	Loss	Net	TD	Lg	Avg
A.Jones	11	127	0	127	0	31	11.5
D.Barlow	2	44	0	44	1	43	22
C.Williams	10	46	30	16	1	14	1.6

Passing	C-A-I	Yds	TD	Long	Sack
TEAM	0-1-0	0	0	0	0
C.Williams	27-35-0	312	3	43	3

Receiving	No.	Yards	TD	Long	Tgt	YAC
T.Washington	8	122	1	41	9	71
M.Williams	4	42	1	20	4	24
L.McRee	4	22	0	9	4	33
Z.Branch	3	16	0	8	4	13

Punting	No.	Yds	Avg	Long	In20	TB
E.Czaplicki	2	67	33.5	34	1	0

Punt Returns	No.	Yards	TD	Long
D.Robinson	1	10	0	10

Kick Returns	No.	Yards	TD	Long
Z.Branch	3	43	0	22

Tackles	UA-A	Total	Sacks	TFL
C.Bullock	7-2	9	0	0
M.Cobb	4-4	8	0	0
E.Gentry	5-3	8	1	1

Qtr	Time	Scoring Play	V-H
1st	08:56	USC - R.Brown 2 yd TD RUSH (PAT KICK by D.Lynch GOOD) 12-75 6:04	0-7
1st	03:38	UW - D.Johnson 2 yd TD RUSH (PAT KICK by G.Gross GOOD) 10-75 5:18	7-7
1st	00:35	USC - C.Williams 1 yd TD RUSH (PAT KICK by D.Lynch GOOD) 2-8 0:49	7-14
2nd	11:37	UW - D.Culp 22 yd TD PASS from M.Penix Jr. (PAT KICK by G.Gross GOOD) 10-79 3:58	14-14
2nd	09:31	USC - D.Barlow 1 yd TD RUSH (PAT KICK by D.Lynch GOOD) 5-95 2:02	14-21
2nd	06:44	UW - D.Johnson 52 yd TD RUSH (PAT KICK by G.Gross GOOD) 5-75 2:41	21-21
2nd	04:04	USC - T.Washington 41 yd TD PASS from C.Williams (PAT KICK by D.Lynch GOOD) 5-75 2:40	21-28
2nd	01:14	UW - J.Polk 4 yd TD PASS from M.Penix Jr. (PAT KICK by G.Gross GOOD) 8-70 2:46	28-28
2nd	00:20	UW - D.Johnson 1 yd TD RUSH (PAT KICK by G.Gross GOOD) 3-12 0:47	35-28
3rd	08:00	USC - B.Rice 25 yd TD PASS from C.Williams (PAT KICK by D.Lynch GOOD) 8-80 3:29	35-35
3rd	04:21	UW - M.Penix Jr. 1 yd TD RUSH (PAT KICK by G.Gross GOOD) 7-75 3:39	42-35
3rd	01:41	USC - M.Williams 20 yd TD PASS from C.Williams (PAT KICK by D.Lynch GOOD) 7-83 2:33	42-42
4th	12:25	UW - G.Gross 43 yd FG 9-46 4:08	45-42
4th	02:20	UW - D.Johnson 1 yd TD RUSH (PAT KICK by G.Gross GOOD) 9-91 5:22	52-42

Washington 2023 GAME SUMMARIES

Quickie Stats

Utah vs. Washington (Final)

11/11/2023 at Seattle, Washington

	UU	UW
Score	28	35
FIRST DOWNS	17	27
RUSHES-YARDS (NET)	27-115	33-125
PASSING-YARDS (NET)	267	332
Passes Att-Comp-Int	30-17-2	42-24-0
TOTAL OFFENSE PLAYS-YARDS	57-382	75-457
Fumble Returns-Yards	1-0	0-0
Punt Returns-Yards	0-0	2-4
Kickoff Returns-Yards	4-55	4-114
Interception Returns-Yards	0-0	2-76
Punts (Number-Avg)	5-41.2	5-40.5
Fumbles-Lost	1-0	2-1
Penalties-Yards	8-97	11-100
Possession Time	25:02	34:58
Third-Down Conversions	5-11	5-14
Fourth-Down Conversions	0-1	2-2
Red-Zone Scores-Chances	3-4	3-4

Utah

Rushing	No.	Gain	Loss	Net	TD	Lg	Avg
Barnes,Bryson	6	39	0	39	0	12	6.5
Glover,Jaylon	8	43	6	37	0	14	4.6
Jackson,Ja'Quinden	10	30	1	29	2	7	2.9

Passing	C-A-I	Yds	TD	Long	Sack
Barnes,Bryson	17-30-2	267	2	68	0

Receiving	No.	Yards	TD	Long	Tgt
Vele,Devaughn	5	145	0	68	8
Vaki,Sione	4	67	1	53	4
King,Landen	2	20	0	15	3
Parks,Money	2	17	0	11	5

Punting	No.	Yds	Avg	Long	In20	TB
Bouwmeester,Jack	5	206	41.2	51	0	0

Punt Returns	No.	Yards	TD	Long

Kick Returns	No.	Yards	TD	Long
Matthews,Mikey	3	43	0	17
Damuni,Levani	1	12	0	12

Tackles	UA-A	Total	Sacks	TFL
Damuni,Levani	9-3	12	0	0
Reid,Karene	5-4	9	0	1
Bishop,Cole	3-4	7	0	0

Washington

Rushing	No.	Gain	Loss	Net	TD	Lg	Avg
Johnson,Dillon	23	111	7	104	1	28	4.5
Rogers,Tybo	2	24	0	24	0	22	12
Nixon,Will	1	13	0	13	0	13	13

Passing	C-A-I	Yds	TD	Long	Sack
Penix Jr,Michael	24-42-0	332	2	44	1

Receiving	No.	Yards	TD	Long	Tgt
Westover,Jack	7	64	0	28	10
Bernard,Germie	6	63	0	28	8
Polk,Ja'Lynn	4	55	0	30	7
Odunze,Rome	3	111	2	44	11

Punting	No.	Yds	Avg	Long	In20	TB
McCallister,Jack	4	162	40.5	44	1	1

Punt Returns	No.	Yards	TD	Long
Boston,Denzel	2	4	0	2

Kick Returns	No.	Yards	TD	Long
Ngata,Daniyel	3	96	0	41
Odunze,Rome	1	18	0	18

Tackles	UA-A	Total	Sacks	TFL
Ulofoshio,Edefuan	3-3	6	0	1
Hampton,Dominique	4-1	5	0	0
Nunley,Vincent	3-2	5	0	0

Qtr	Time	Scoring Play	V-H
1st	06:06	UW - Penix Jr,Michael 2 yd TD RUSH (PAT Kick by Gross,Grady GOOD) 7-77 03:54	0-7
1st	03:37	UU - Jackson,Ja'Quinden 2 yd TD RUSH (PAT Kick by Becker,Cole GOOD) 6-75 02:29	7-7
1st	00:19	UW - Gross,Grady 41 yd FG 11-51 03:18	7-10
2nd	09:00	UU - Suguturaga,Miki 6 yd TD PASS from Barnes,Bryson (PAT Kick by Becker,Cole GOOD) 12-75 06:19	14-10
2nd	06:59	UW - Odunze,Rome 34 yd TD PASS from Penix Jr,Michael (PAT Kick by Gross,Grady GOOD) 6-75 02:01	14-17
2nd	05:59	UU - Vaki,Sione 53 yd TD PASS from Barnes,Bryson (PAT Kick by Becker,Cole GOOD) 2-64 00:51	21-17
2nd	03:17	UW - Johnson,Dillon 5 yd TD RUSH (PAT Kick by Gross,Grady GOOD) 7-56 02:33	21-24
2nd	00:57	UU - Jackson,Ja'Quinden 7 yd TD RUSH (PAT Kick by Becker,Cole GOOD) 7-91 02:15	28-24
3rd	08:02	UW - Gross,Grady 38 yd FG 7-47 02:51	28-27
3rd	04:09	UW - Odunze,Rome 33 yd TD PASS from Penix Jr,Michael 6-52 03:03	28-33
3rd	00:24	UW - 0 yd SAF	28-35

Washington 2023 GAME SUMMARIES

Quickie Stats

Washington vs. Oregon St. (Final)
11/18/2023 at Corvallis, Oregon

	UW	OSU
Score	22	20
FIRST DOWNS	14	21
RUSHES-YARDS (NET)	25-110	40-148
PASSING-YARDS (NET)	162	171
Passes Att-Comp-Int	28-13-0	33-16-2
TOTAL OFFENSE PLAYS-YARDS	53-272	73-319
Fumble Returns-Yards	1-0	1-0
Punt Returns-Yards	1-11	1--4
Kickoff Returns-Yards	4-98	3-57
Interception Returns-Yards	2-11	0-0
Punts (Number-Avg)	4-44.0	4-47.0
Fumbles-Lost	1-1	3-1
Penalties-Yards	10-64	8-75
Possession Time	22:33	37:27
Third-Down Conversions	6-13	3-12
Fourth-Down Conversions	0-0	2-5
Red-Zone Scores-Chances	2-3	4-4

Washington

Rushing	No.	Gain	Loss	Net	TD	Lg	Avg
D.Johnson	16	93	4	89	0	43	5.6
M.Penix Jr.	3	22	0	22	1	11	7.3
W.Nixon	1	3	0	3	0	3	3

Passing	C-A-I	Yds	TD	Long	Sack
M.Penix Jr.	13-28-0	162	2	32	0

Receiving	No.	Yards	TD	Long	Tgt	YAC
R.Odunze	7	106	2	32	11	33
J.Westover	4	43	0	19	5	14
G.Jackson	1	10	0	10	1	4
T.Rogers	1	3	0	3	1	2

Punting	No.	Yds	Avg	Long	In20	TB
J.McCallister	4	176	44	46	1	0

Punt Returns	No.	Yards	TD	Long
G.Bernard	1	11	0	11

Kick Returns	No.	Yards	TD	Long
D.Ngata	4	98	0	33

Tackles	UA-A	Total	Sacks	TFL
C.Bruener	6-8	14	0	0
D.Hampton	4-7	11	0	0
E.Ulofoshio	1-6	7	0	0.5

Oregon St.

Rushing	No.	Gain	Loss	Net	TD	Lg	Avg
D.Martinez	26	131	8	123	2	20	4.7
D.Uiagalelei	6	53	0	53	0	26	8.8
A.Gould	2	17	0	17	0	11	8.5

Passing	C-A-I	Yds	TD	Long	Sack
A.Chiles	1-2-0	5	0	5	1
D.Uiagalelei	15-31-2	166	0	25	0

Receiving	No.	Yards	TD	Long	Tgt	YAC
S.Bolden	5	64	0	22	10	22
A.Gould	5	36	0	14	10	20
D.Martinez	2	44	0	25	2	51
J.Irish	1	13	0	13	4	15

Punting	No.	Yds	Avg	Long	In20	TB
J.Green	1	47	47	47	0	0

Punt Returns	No.	Yards	TD	Long
A.Gould	1	-4	0	0

Kick Returns	No.	Yards	TD	Long
S.Bolden	3	57	0	28

Tackles	UA-A	Total	Sacks	TFL
E.Mascarenas-Arnold	4-3	7	0	0
C.Hart Jr.	3-1	4	0	0
J.McCoy	3-1	4	0	0

Qtr	Time	Scoring Play	V-H
1st	09:55	UW - R.Odunze 12 yd TD PASS from M.Penix Jr. (PAT KICK by G.Gross GOOD) 10-63 4:58	7-0
1st	05:09	OSU - D.Martinez 3 yd TD RUSH (PAT KICK by A.Sappington GOOD) 10-75 4:46	7-7
1st	01:17	UW - 0 yd SAF	9-7
2nd	09:33	UW - M.Penix Jr. 5 yd TD RUSH (PAT KICK by G.Gross GOOD) 3-19 1:03	16-7
2nd	04:57	OSU - A.Sappington 38 yd FG 8-52 4:28	16-10
2nd	00:54	UW - R.Odunze 32 yd TD PASS from M.Penix Jr. (PAT PASS to M.Penix Jr. FAILED) 9-76 3:58	22-10
3rd	01:29	OSU - D.Martinez 5 yd TD RUSH (PAT KICK by A.Sappington GOOD) 16-78 9:56	22-17
4th	10:40	OSU - A.Sappington 35 yd FG 10-50 4:42	22-20

Washington 2023 GAME SUMMARIES

Quickie Stats

Washington St. vs. Washington (Final)
11/25/2023 at Seattle,

	WSU	UW
Score	21	24
FIRST DOWNS	22	17
RUSHES-YARDS (NET)	27-64	30-102
PASSING-YARDS (NET)	317	204
Passes Att-Comp-Int	49-32-2	33-18-1
TOTAL OFFENSE PLAYS-YARDS	76-381	63-306
Fumble Returns-Yards	0-0	0-0
Punt Returns-Yards	1-2	0-0
Kickoff Returns-Yards	3-66	2-42
Interception Returns-Yards	1-0	2-14
Punts (Number-Avg)	5-40.4	5-38.0
Fumbles-Lost	0-0	0-0
Penalties-Yards	10-85	7-49
Possession Time	32:41	27:19
Third-Down Conversions	7-17	6-14
Fourth-Down Conversions	1-2	1-1
Red-Zone Scores-Chances	2-2	2-2

Washington St.

Rushing	No.	Gain	Loss	Net	TD	Lg	Avg
Watson,Nakia	11	64	0	64	0	17	5.8
Schlenbaker,Djouvensky	2	14	0	14	0	13	7
Mateer,John	2	4	0	4	0	3	2

Passing	C-A-I	Yds	TD	Long	Sack
Ward,Cameron	32-48-2	317	3	37	5
Victor,Lincoln	0-1-0	0	0	0	0

Receiving	No.	Yards	TD	Long	Tgt
Victor,Lincoln	11	88	1	28	15
Kelly,Josh	8	106	1	21	12
Williams,Kyle	5	85	1	37	8
Watson,Nakia	4	6	0	3	5

Punting	No.	Yds	Avg	Long	In20	TB
Haberer,Nick	5	202	40.4	49	3	0

Punt Returns	No.	Yards	TD	Long
Hamilton,Isaiah	1	2	0	2

Kick Returns	No.	Yards	TD	Long
Smithson,Leyton	2	43	0	24
Victor,Lincoln	1	23	0	23

Tackles	UA-A	Total	Sacks	TFL
Stone Jr.,Ron	5-4	9	0	1
Thornton,Kyle	5-2	7	0	0
Lockett III,Sam	5-0	5	0	0

Qtr	Time	Scoring Play
1st	03:54	UW - Johnson,Dillon 1 yd TD RUSH (PAT Kick by Gross,Grady GOOD) 9-51 04:59
1st	02:15	WSU - Kelly,Josh 21 yd TD PASS from Ward,Cameron (PAT Kick by Janikowski,Dean GOOD) 5-76 01:34
2nd	05:37	UW - Odunze,Rome 40 yd TD PASS from Penix Jr.,Michael (PAT Kick by Gross,Grady GOOD) 3-49 01:36
2nd	00:08	WSU - Williams,Kyle 25 yd TD PASS from Ward,Cameron (PAT Kick by Janikowski,Dean GOOD) 7-59 00:57
3rd	00:00	UW - Odunze,Rome 21 yd TD PASS from Penix Jr.,Michael (PAT Kick by Gross,Grady GOOD) 7-67 03:49
4th	05:58	WSU - Victor,Lincoln 8 yd TD PASS from Ward,Cameron (PAT Kick by Janikowski,Dean GOOD) 13-65 05:55
4th	00:00	UW - Gross,Grady 42 yd FG 12-65 01:59

Washington

Rushing	No.	Gain	Loss	Net	TD	Lg	Avg
Johnson,Dillon	21	83	1	82	1	9	3.9
Odunze,Rome	1	23	0	23	0	23	23
Rogers,Tybo	3	14	0	14	0	11	4.7

Passing	C-A-I	Yds	TD	Long	Sack
Bernard,Germie	0-0-0	0	0	0	1
Penix Jr.,Michael	18-33-1	204	2	40	1

Receiving	No.	Yards	TD	Long	Tgt
Odunze,Rome	7	120	2	40	14
McMillan,Jalen	5	26	0	9	7
Westover,Jack	2	25	0	19	2
Bernard,Germie	2	15	0	9	3

Punting	No.	Yds	Avg	Long	In20	TB
McCallister,Jack	6	228	38	46	1	0

Punt Returns	No.	Yards	TD	Long

Kick Returns	No.	Yards	TD	Long
Ngata,Daniyel	2	42	0	34

Tackles	UA-A	Total	Sacks	TFL
Bruener,Carson	9-5	14	0	0
Hampton,Dominique	5-3	8	0	0
Tuputala,Alphonzo	1-5	6	1	1

Qtr	Time	Scoring Play	V-H
			0-7
			7-7
			7-14
			14-14
			14-21
			21-21
			21-24

Washington 2023 GAME SUMMARIES

Quickie Stats

#6 Oregon vs. #4 Washington (Final)
12/1/2023 at Las Vegas, Nevada

	ORE	UW
Score	31	34
FIRST DOWNS	17	26
RUSHES-YARDS (NET)	20-124	37-157
PASSING-YARDS (NET)	239	324
Passes Att-Comp-Int	34-21-1	41-29-1
TOTAL OFFENSE PLAYS-YARDS	54-363	78-481
Fumble Returns-Yards	0-0	0-0
Punt Returns-Yards	0-0	1-32
Kickoff Returns-Yards	0-0	1-0
Interception Returns-Yards	1-0	1-3
Punts (Number-Avg)	4-50.0	4-54.0
Fumbles-Lost	0-0	1-0
Penalties-Yards	2-20	7-50
Possession Time	22:52	37:08
Third-Down Conversions	3-10	10-15
Fourth-Down Conversions	2-2	0-1
Red-Zone Scores-Chances	4-4	6-6

Oregon

Rushing	No.	Gain	Loss	Net	TD	Lg	Avg
B.Nix	6	69	0	69	0	44	11.5
J.James	5	35	0	35	1	17	7
B.Irving	9	21	1	20	0	6	2.2

Passing	C-A-I	Yds	TD	Long	Sack
B.Nix	21-34-1	239	3	63	0

Receiving	No.	Yards	TD	Long	Tgt	YAC
T.Johnson	5	68	0	39	7	51
B.Irving	5	16	0	8	6	36
T.Franklin	4	34	0	12	9	11
T.Ferguson	4	17	2	8	5	5

Punting	No.	Yds	Avg	Long	In20	TB
R.James	4	200	50	57	2	0

Punt Returns	No.	Yards	TD	Long

Kick Returns	No.	Yards	TD	Long

Tackles	UA-A	Total	Sacks	TFL
S.Stephens IV	6-6	12	0	0
J.Bassa	6-5	11	0	0
T.Johnson	7-2	9	0	1

Washington

Rushing	No.	Gain	Loss	Net	TD	Lg	Avg
D.Johnson	28	153	1	152	2	18	5.4
G.Bernard	1	5	0	5	0	5	5
W.Nixon	1	5	0	5	0	5	5

Passing	C-A-I	Yds	TD	Long	Sack
D.Johnson	2-2-0	5	1	4	0
M.Penix Jr.	27-39-1	319	1	45	2

Receiving	No.	Yards	TD	Long	Tgt	YAC
J.McMillan	9	131	0	45	13	58
R.Odunze	8	102	0	34	11	40
J.Polk	5	57	0	25	6	24
G.Bernard	2	5	1	4	2	12

Punting	No.	Yds	Avg	Long	In20	TB
J.McCallister	1	54	54	54	1	0

Punt Returns	No.	Yards	TD	Long
G.Bernard	1	32	0	32

Kick Returns	No.	Yards	TD	Long
R.Odunze	1	0	0	0

Tackles	UA-A	Total	Sacks	TFL
A.Tuputala	4-3	7	0	0
E.Ulofoshio	3-3	6	0	0
D.Hampton	3-1	4	0	0

Qtr	Time	Scoring Play	V-H
1st	07:34	UW - G.Gross 38 yd FG 15-54 7:26	0-3
1st	03:46	UW - D.Johnson 5 yd TD RUSH (PAT KICK by G.Gross GOOD) 6-50 3:23	0-10
2nd	08:46	ORE - C.Lewis 36 yd FG 12-72 6:02	3-10
2nd	06:48	UW - G.Bernard 4 yd TD PASS from D.Johnson (PAT KICK by G.Gross GOOD) 4-75 1:58	3-17
2nd	01:39	UW - G.Gross 37 yd FG 8-64 2:58	3-20
2nd	00:09	ORE - T.Ferguson 2 yd TD PASS from B.Nix (PAT KICK by C.Lewis GOOD) 7-75 1:30	10-20
3rd	09:39	ORE - T.Ferguson 2 yd TD PASS from B.Nix (PAT KICK by C.Lewis GOOD) 15-75 5:21	17-20
3rd	01:51	ORE - J.James 6 yd TD RUSH (PAT KICK by C.Lewis GOOD) 3-62 1:30	24-20
4th	12:23	UW - D.Johnson 1 yd TD RUSH (PAT KICK by G.Gross GOOD) 10-75 4:28	24-27
4th	02:44	UW - Q.Moore 2 yd TD PASS from M.Penix Jr. (PAT KICK by G.Gross GOOD) 12-82 6:20	24-34
4th	02:14	ORE - T.Holden 63 yd TD PASS from B.Nix (PAT KICK by C.Lewis GOOD) 2-75 0:30	31-34

Washington 2023 GAME SUMMARIES

Quickie Stats

#3 Texas vs. #2 Washington (Final)
01/1/2024 at New Orleans, Louisiana



	TEX	WAS
Score	31	37
FIRST DOWNS	23	25
RUSHES-YARDS (NET)	28-180	31-102
PASSING-YARDS (NET)	318	430
Passes Att-Comp-Int	43-24-0	39-29-0
TOTAL OFFENSE PLAYS-YARDS	71-498	70-532
Fumble Returns-Yards	1-0	2-0
Punt Returns-Yards	3--2	1-0
Kickoff Returns-Yards	7-132	0-0
Interception Returns-Yards	0-0	0-0
Punts (Number-Avg)	5-47.4	5-36.0
Fumbles-Lost	4-2	1-1
Penalties-Yards	10-66	5-38
Possession Time	23:40	36:20
Third-Down Conversions	4-12	3-11
Fourth-Down Conversions	0-1	1-2
Red-Zone Scores-Chances	5-6	5-6

Texas

Rushing	No.	Gain	Loss	Net	TD	Lg	Avg
C.Baxter	9	64	0	64	1	16	7.1
J.Blue	9	60	1	59	1	16	6.6
Q.Ewers	8	63	9	54	0	21	6.8

Passing	C-A-I	Yds	TD	Long	Sack
Q.Ewers	24-43-0	318	1	41	2

Receiving	No.	Yards	TD	Long	Tgt	YAC
J.Sanders	6	75	0	21	8	22
J.Whittington	4	70	0	41	5	20
J.Blue	4	45	0	19	6	28
A.Mitchell	4	32	1	15	13	7

Punting	No.	Yds	Avg	Long	In20	TB
R.Sanborn	5	237	47.4	55	2	0

Punt Returns	No.	Yards	TD	Long
X.Worthy	2	13	0	8
J.Whittington	1	-15	0	0

Kick Returns	No.	Yards	TD	Long
J.Blue	3	80	0	31
K.Robinson	3	38	0	19

Tackles	UA-A	Total	Sacks	TFL
J.Ford	6-4	10	0	0
R.Watts	5-1	6	0	0
E.Burke	4-2	6	0	0.5

Washington

Rushing	No.	Gain	Loss	Net	TD	Lg	Avg
D.Johnson	21	51	2	49	2	7	2.3
M.Penix Jr.	3	31	0	31	0	13	10.3
T.Rogers	5	21	2	19	0	17	3.8

Passing	C-A-I	Yds	TD	Long	Sack
M.Penix Jr.	29-38-0	430	2	77	0
J.McMillan	0-1-0	0	0	0	0

Receiving	No.	Yards	TD	Long	Tgt	YAC
R.Odunze	6	125	0	52	6	27
J.Westover	6	59	0	19	8	15
J.Polk	5	122	1	77	5	70
J.McMillan	5	58	1	19	6	27

Punting	No.	Yds	Avg	Long	In20	TB
J.McCallister	3	108	36	41	1	0

Punt Returns	No.	Yards	TD	Long
G.Bernard	1	0	0	0

Kick Returns	No.	Yards	TD	Long
--------------	-----	-------	----	------

Tackles	UA-A	Total	Sacks	TFL
E.Ulofoshio	5-2	7	0	2
D.Hampton	4-2	6	0	0
B.Trice	4-1	5	2	3

Qtr	Time	Scoring Play	V-H
1st	11:04	WAS - D.Johnson 2 yd TD RUSH (PAT KICK by G.Gross GOOD) 4-89 2:56	0-7
1st	07:06	TEX - J.Blue 5 yd TD RUSH (PAT KICK by B.Auburn GOOD) 7-75 3:50	7-7
2nd	13:08	WAS - D.Johnson 1 yd TD RUSH (PAT KICK by G.Gross GOOD) 9-80 4:26	7-14
2nd	10:08	TEX - B.Murphy II 1 yd TD RUSH (PAT KICK by B.Auburn GOOD) 3-22 1:37	14-14
2nd	01:27	WAS - J.Polk 29 yd TD PASS from M.Penix Jr. (PAT KICK by G.Gross GOOD) 9-76 4:28	14-21
2nd	00:17	TEX - C.Baxter 3 yd TD RUSH (PAT KICK by B.Auburn GOOD) 10-72 1:03	21-21
3rd	10:30	WAS - J.McMillan 19 yd TD PASS from M.Penix Jr. (PAT KICK by G.Gross GOOD) 8-70 4:30	21-28
3rd	07:44	WAS - G.Gross 26 yd FG 5-24 2:30	21-31
4th	14:51	WAS - G.Gross 40 yd FG 12-58 5:48	21-34
4th	07:23	TEX - A.Mitchell 1 yd TD PASS from Q.Ewers (PAT KICK by B.Auburn GOOD) 10-72 3:56	28-34
4th	02:40	WAS - G.Gross 27 yd FG 10-65 4:43	28-37
4th	01:09	TEX - B.Auburn 25 yd FG 8-68 1:25	31-37

Washington 2023 GAME SUMMARIES

Quickie Stats

#0 #2 Washington vs. #0 #1 Michigan (Final)
01/8/2024 at Houston, Texas

	UW	UM
Score	13	34
FIRST DOWNS	17	16
RUSHES-YARDS (NET)	20-46	38-303
PASSING-YARDS (NET)	255	140
Passes Att-Comp-Int	51-27-2	19-10-0
TOTAL OFFENSE PLAYS-YARDS	71-301	57-443
Fumble Returns-Yards	0-0	0-0
Punt Returns-Yards	1-0	0-0
Kickoff Returns-Yards	1-17	2-27
Interception Returns-Yards	0-0	2-81
Punts (Number-Avg)	5-47.8	5-46.8
Fumbles-Lost	0-0	0-0
Penalties-Yards	5-30	5-45
Possession Time	30:44	29:16
Third-Down Conversions	2-14	1-10
Fourth-Down Conversions	2-5	0-1
Red-Zone Scores-Chances	2-2	4-4

#2 Washington

Rushing	No.	Gain	Loss	Net	TD	Lg	Avg
D.Johnson	11	33	0	33	0	7	3
J.McMillan	1	9	0	9	0	9	9
W.Nixon	2	7	0	7	0	5	3.5

Passing	C-A-I	Yds	TD	Long	Sack
M.Penix Jr.	27-51-2	255	1	44	1

Receiving	No.	Yards	TD	Long	Tgt	YAC
J.McMillan	6	33	1	12	11	13
R.Odunze	5	87	0	44	9	50
J.Westover	5	42	0	12	7	24
J.Polk	4	37	0	15	10	20

Punting	No.	Yds	Avg	Long	In20	TB
J.McCallister	5	239	47.8	56	2	0

Punt Returns	No.	Yards	TD	Long
G.Jackson	1	0	0	0

Kick Returns	No.	Yards	TD	Long
D.Ngata	1	17	0	17

Tackles	UA-A	Total	Sacks	TFL
D.Hampton	6-4	10	0	0
C.Bruener	3-3	6	0	1
A.Tuputala	4-1	5	0	0

Qtr	Time	Scoring Play	V-H
1st	10:14	UM - D.Edwards 41 yd TD RUSH (PAT KICK by J.Turner GOOD) 8-84 4:42	0-7
1st	03:56	UW - G.Gross 25 yd FG 14-67 6:18	3-7
1st	02:23	UM - D.Edwards 46 yd TD RUSH (PAT KICK by J.Turner GOOD) 4-86 1:26	3-14
2nd	13:28	UM - J.Turner 31 yd FG 5-65 1:53	3-17
2nd	00:42	UW - J.McMillan 3 yd TD PASS from M.Penix Jr. (PAT KICK by G.Gross GOOD) 11-61 4:00	10-17
3rd	11:55	UM - J.Turner 38 yd FG 6-12 3:00	10-20
3rd	08:58	UW - G.Gross 45 yd FG 7-47 2:57	13-20
4th	07:09	UM - B.Corum 12 yd TD RUSH (PAT KICK by J.Turner GOOD) 5-71 2:35	13-27
4th	03:37	UM - B.Corum 1 yd TD RUSH (PAT KICK by J.Turner GOOD) 2-8 0:00	13-34

#1 Michigan

Rushing	No.	Gain	Loss	Net	TD	Lg	Avg
B.Corum	21	135	1	134	2	59	6.4
D.Edwards	6	104	0	104	2	46	17.3
J.McCarthy	4	35	4	31	0	22	7.8

Passing	C-A-I	Yds	TD	Long	Sack
TEAM	0-1-0	0	0	0	0
J.McCarthy	10-18-0	140	0	41	1

Receiving	No.	Yards	TD	Long	Tgt	YAC
C.Loveland	3	64	0	41	4	40
R.Wilson	3	54	0	37	4	28
C.Johnson	3	25	0	10	7	4
S.Morgan	1	-3	0	0	2	0

Punting	No.	Yds	Avg	Long	In20	TB
T.Doman	5	234	46.8	53	2	1

Punt Returns	No.	Yards	TD	Long

Kick Returns	No.	Yards	TD	Long
S.Morgan	2	27	0	14

Tackles	UA-A	Total	Sacks	TFL
M.Sainristil	6-2	8	0	0
J.Colson	4-2	6	0	0
K.Sabb	2-4	6	0	0

Washington Record Book

Miscellaneous

National Championships

1960	Helms Foundation
1984	Football News; Berryman; National Championship Foundation*
1990	FACT*
1991	USA Today/CNN; UPI/National Football Foundation; Football Writers; Sports Illustrated; FACT; Berryman; DeVold; Dunkel; FB News; Matthews; National Championship Foundation*; Sagarin

*Selected multiple national champions

Conference Championships

1916	Pacific Coast
1919	Pacific Coast (tie)
1925	Pacific Coast
1936	Pacific Coast
1959	AAWU (tie)
1960	AAWU
1963	AAWU
1977	Pacific-8
1980	Pacific-10
1981	Pacific-10
1990	Pacific-10
1991	Pacific-10
1992	Pacific-10 (tie)
1995	Pacific-10 (tie)
2000	Pacific-10 (tie)
2016	Pac-12
2018	Pac-12
2023	Pac-12

Unbeaten, Untied Teams

1909	7-0-0
1910	6-0-0
1911	7-0-0
1912	7-0-0
1913	7-0-0
1915	7-0-0
1991	12-0-0

Additional Unbeaten Teams

1895	4-0-1
1908	6-0-1
1914	6-0-1
1916	6-0-1

Longest Winning Streaks

40	1908-1914
22	1990-1992
21	2022-2023
12	2015-2016
12	2000-2001
12	1914-1916

Longest Unbeaten Streaks

64*	1907-1917 (60-0-4)
22	1990-1992 (22-0-0)
21	2022-2023 (21-0-0)
14	1924-1925 (12-0-2)
12	2016-2016 (12-0)
12	2000-2001 (12-0)

* NCAA Record

Consecutive Home Wins

45	1908-1917
17	1999-2002
17	1991-1993
15	1981-1983
15	2017-2019
14	2022-2023

Consecutive Road Wins

10	1990-1992
10	1979-1981

Longest Losing Streak

15	2007-2009
----	-----------

Consecutive Games Scoring

271	1981-2004
-----	-----------

Consecutive Shutouts

8	Nov. 14, 1908-Nov. 13, 1909; Nov. 5, 1910-Nov. 4, 1911
---	---

Consecutive Games Shutout

3	1906, 1917, 1920, 1948
---	------------------------

Consecutive Non-Losing Seasons

27	1977-2003
16	1901-1916

Consecutive PATs Made

Total	137, 2008-2014
Games	42, 1977-81

All-Time Largest Margin of Victory

120	Whitman (120-0).....	1919
108	Willamette (108-0).....	1925
100	Whitworth (100-0).....	1913
96	Col. Puget Sound (96-0).....	1924
90	Fort Worden (90-0).....	1911
81	Rainier Valley A.C. (81-0).....	1914
77	Whitman (77-0).....	1931
73	Col. Puget Sound (80-7).....	1925
73	Col. Puget Sound (73-0).....	1929
72	California (72-0).....	1915
71	Whitman (71-0).....	1944

Modern Largest Margin of Victory

66	Oregon (66-0).....	1974
58	UC Santa Barbara (65-7).....	1971
57	Oregon (63-6).....	1951
56	Montana (63-7).....	2017
56	Idaho State (56-0).....	2013
55	Texas El-Paso (55-0).....	1982
54	Arizona (54-0).....	1991
54	Oregon (54-0).....	1977
53	Kansas State (56-3).....	1991
52	Colorado (59-7).....	2013

All-Time Largest Margin of Defeat

69	California (3-72).....	1921
58	Miami (7-65).....	2001
58	Oregon (0-58).....	1973
56	USC (0-56).....	2008
52	Alabama (0-52).....	1975
50	Michigan (0-50).....	1953
49	UCLA (13-62).....	1973
48	UCLA (0-48).....	1967
48	USC (0-48).....	1929
48	Nebraska (7-55).....	1998
47	California (7-54).....	2003

Attendance Home Games

Season Total	504,770 in 1993 (7 games) 445,896 in 1995 (6 games)
Home Game	76,125 vs. Army, 1995
Home Average	72,110 in 1992 (7 games) 74,316 in 1995 (6 games)

All Games

Season Total:	783,123 in 2007 (13 games) 815,307 in 2002 (12 games) 726,774 in 1995 (11 games)
Season Average:	60,240 in 2007 (13 games) 67,942 in 2003 (12 games) 66,070 in 1995 (11 games)
Away Game:	111,491 at Michigan, 2002
Bowl Game:	105,611 vs. Iowa, 1982 Rose

Top 10 Home Attendance Marks

No.	Year	Opponent	Attendance
1.	1995	Army	76,125
2.	1997	Arizona State	74,986
3.	2007	Ohio State	74,927
4.	2003	Washington State	74,549
5.	2001	Washington State	74,442
6.	1995	USC	74,421
7.	1997	Washington State	74,268
8.	2000	Miami (Fla.)	74,157
9.	1995	Washington State	74,144
10.	2001	Michigan	74,080

Division I Longest Unbeaten Streaks

	No.	Wins	Ties	Team	Years	Ended by	Score
1.	64	60	4	Washington	1907-17	California	27-0
2.	56	55	1	Michigan	1901-05	Chicago	2-0
3.	50	46	4	California	1920-25	Olympic Club	15-0
4.	48	47	1	Oklahoma	1953-57	Notre Dame	7-0
	48	47	1	Yale	1885-89	Princeton	10-0

Division I Longest Home Winning Streaks

	Wins	Team	Years	Ended by	Score
1.	58	Miami (Fla.)	1985-94	Washington	38-20
2.	57	Alabama	1963-82	Southern Miss.	38-29
3.	56	Harvard	1890-95	Boston AA	0-0
4.	50	Michigan	1901-07	Pennsylvania	6-0
5.	47	Nebraska	1991-98	Texas	20-16
6.	45	Washington	1908-17	Oregon State	0-0
7.	42	Texas	1968-76	Houston	30-0
	42	Florida State	1995-2001	Miami (Fla.)	49-27
9.	40	Notre Dame	1907-18	Great Lakes	7-7
10.	39	Oklahoma	2005-11	Texas Tech	41-38

Washington Record Book — Team Single Game

Miscellaneous

Long Scoring Drive (Plays) – 19 vs. Utah, 2019; 19 at Oregon, 2005; vs. California, 2002; at California, 1975; vs. Oregon in 1955
Long Scoring Drive (Yards) – 99 vs. Stanford, 1999; vs. Wash. St., 2001; vs. San Jose State, 2004; vs. Portland State, 2022
Long Scoring Drive (Time) – 9:52 at Oregon, 2005
Long One Play Scoring Drive (Yards) – 91 yards vs. San Jose State, 1994
Time of Possession – 41:52 vs. Florida (Freedom Bowl), 1989

Rushing

Rushing Yards – 559 vs. San Jose State, 1996
Rushing Attempts – 80 at Washington State, 1956
Fewest Rushing Yards – (-13) vs. Stanford, 1971
Fewest Rushing Attempts – 14 vs. Washington State, 2021
Rushing Yards Per Attempt – 13.3 vs. Washington State, 1950
Fewest Rushing Yards Per Attempt – (-0.5) vs. Stanford, 1971
Rushing Touchdowns – 8 vs. Oregon, 1951

Passing

Pass Attempts – 68 at USC, 1998
Fewest Pass Attempts – 2 vs. California, 1964
Pass Completions – 38 at USC, 2002
Fewest Pass Completions – 0 vs. California, 1965; vs. Oregon, 1962; at Illinois, 1951
Passing Yards – 516 vs. Arizona, 2022
Fewest Passing Yards – 0 vs. Cal, 1965; vs. Ore., 1962; vs. Cal, 1948; at Illinois, 1951
Touchdown Passes – 7 at California, 2016
Completion Percentage (20 att.) — .920 (23 for 25) vs. BYU, 2018
Completion Percentage (30 att.) — .818 (27 for 33) vs. Michigan, 1983
.818 (36 for 44) vs. Arizona, 2022
Passes Had Intercepted – 8 at UCLA, 1969
Yards per Attempt – 15.26 (15 att., 229 yds.) vs. Washington State, 2018
Fewest Yards per Attempt – 0.7 at Oregon, 1973
Yards Per Completion – 30.0 at California, 1999
Fewest Yards Per Completion – 6.0 vs. Eastern Washington, 2011

Scoring

Points – 120 vs. Whitman, 1919 (all-time); 70 vs. Oregon, 2016 (modern)
Points by Quarter – 1st Qtr. – 28 vs. Idaho, 1969; at Oregon State, 2015
2nd Qtr. – 31 vs. Portland State, 2012
3rd Qtr. – 28 vs. Indiana, 2003; 28 vs. Stanford, 1981
vs. Oregon, 1974
4th Qtr. – 30 vs. UCLA, 1970
Touchdowns – 10 vs. Oregon, 2016
Field Goals – 5 at Washington State (OT), 2002; vs. Houston, 1985
Field Goal Attempts – 8 at Washington State (OT), 2002
Extra Points – 10 vs. Oregon, 2016
Extra Point Attempts – 10 vs. Oregon, 2016
Combined Points – 120 vs. Whitman, 1919
Points in a Half – Overall – 45 vs. Port. St.; at OSU, 1999; vs. N'western, 1980; at OSU, 2015
1st Half – 45 vs. Port. St.; at OSU, 1999; vs. N'western, 1980; at OSU, 2015
2nd Half – 42 vs. Oregon, 1974; at Illinois, 1971; at Ore. St., 2013

First Downs

First Downs – 36 vs. Wyoming, 2002
Fewest First Downs – 2 vs. California, 1948 (all-time); 3 vs. Oregon, 1984 (modern)
Rushing First Downs – 27 vs. Idaho, 1956
Fewest Rushing First Downs – 0 at USC, 1989; at UCLA, 2001
Passing First Downs – 26 vs. Wyoming, 2002
Fewest Passing First Downs – 0 on 13 occasions, last vs. Stanford, 1967
Penalty First Downs – 7 vs. Nevada, 2003
Fewest Penalty First Downs – 0 numerous times

Interceptions

Interceptions – 9 vs. Oregon, 1952

Total Offense

Total Offensive Attempts – 98 at USC, 1998
Fewest Offensive Attempts – 38 vs. California, 1948
Total Offensive Yards – 734 vs. San Jose State, 1996
Fewest Total Offensive Yards – 61 vs. California, 1948
Total Offensive Average Per Attempt – 11.6 at Washington St, 1950 (Spokane)
Lowest Offensive Average Per Attempt – 1.47 at UCLA, 1967

Punt Returns

Punt Returns – 9 vs. Montana, 1951; 9 vs. BYU, 1998
Punt Return Yards – 166 vs. California, 1998
Punt Return Yards Per Attempt – (min. 3) 36.3 vs. Kansas St., 1991 (3 att., 109 yds.)
Punt Returns for Touchdowns – 2 vs. Oregon, 1984

Kickoff Returns

Kickoff Returns – 12 at Stanford, 2011
Kickoff Return Yards – 285 at Stanford, 2011
Kickoff Return Yards Per Attempt – (min. 3) 47.0 vs. BYU, 1986 (3 att., 141 yds.)
Kickoff Returns for Touchdowns – 2 vs. Utah, 1959

Punting

Punts – 12 at Arizona State, 1983
Fewest Punts – 0 vs. UCLA, 1962; vs. Wyoming, 2002
Punting Average – (Min. 5) 54.6 at Colorado, 1959 (7 att., 382 yds.)

Penalties

Penalties – 18 at Washington State, 2012; at Oregon State, 1976
Fewest Penalties – 0 vs. Stanford, 1948; at Washington State, 1960
Penalty Yards – 163 at California, 1959
Fewest Penalty Yards – 0 vs. Stanford, 1948; at Washington State, 1960

Fumbles

Fumbles – 11 at Oregon, 1969
Fumbles Lost – 7 at USC, 1956

Single-Game Defense

Rushing Defense

Fewest Rushing Attempts – 14 vs. Washington State, 2017
Fewest Rushing Yards – (- 50) vs. Pacific, 1981
Most Rushing Yards Lost – 115 vs. California, 1972
Fewest Rushing Yards Per Attempt – (- 1.88) vs. BYU, 1986

Pass Defense

Fewest Pass Attempts – 2 at California, 1965
Fewest Pass Completions – 0 at Indiana, 1978
Fewest Passing Yards – 0 at Indiana, 1978; at Oregon State, 1991
Lowest Average per Passing Attempt (15 att.) – 1.0 vs. Oregon State, 1975
Lowest Average per Completion (10 comp.) – 6.4 at Oregon, 2004

Interceptions

Interceptions – 9 vs. Oregon, 1952
Interception Yards – 213 vs. Oregon, 1952
Interception Returns for Touchdowns – 2 vs. Michigan State, 1997; at Stanford, 1978; vs. Utah, 1959; at Oregon State, 1999; vs. Oregon State, 2002

Total Defense

Fewest Total Offensive Yards Allowed – 42 vs. Montana, 1951
Fewest Total Offensive Attempts Allowed – 37 vs. Oregon State, 1953

First Downs

Fewest First Downs – 2 vs. Oregon, 1974

Fumbles

Most Fumbles – 10 vs. Oregon State, 1959
Most Opp. Fumbles Recovered – 5 on 10 occasions; last - vs. Wash. State, 2015

Punting

Most Opponent Punts – 13 vs. Cincinnati, 1974; at Arizona State, 2000
Most Opponent Punts Blocked – 3 at UCLA, 1953

Tackles

Sacks – 13 vs. California, 1998; 13 vs Utah State, 1998
Tackles for Loss Yards – 118 vs. California, 1972

Field Goals Attempted

No.	Opponent
1.	8 Washington State, 2002
2.	5 Washington State, 2008
	5 California, 2002
	5 Houston, 1985
	5 Oregon State, 1984
	5 Northwestern, 1984
	5 UCLA, 1977
8.	4 21 times, most recent: at Stanford, 2021

First Downs**Overall**

No.	Opponent
1.	36 Wyoming, 2002
2.	33 Boise State, 2013
	33 Stanford, 1999
	33 Idaho, 1956
5.	32 Portland State, 2022
	32 Arizona State, 2022
	32 Oregon State, 2017
	32 Miami (Ohio), 1984
9.	31 Tulsa 2023
	31 Arizona, 2022
	31 California, 2016
	31 Colorado, 2011
	31 Stanford, 2007
	31 UCLA, 2002
	31 Oregon State, 2000
	31 San Jose State, 1996
	31 Nebraska, 1991
	31 Michigan State, 1970

Fewest Overall

No.	Opponent
1.	2 California, 1948
2.	3 Oregon, 1984
3.	5 Michigan, 1953
	5 USC, 1952
5.	6 USC, 2004
	6 Oregon, 1973
	6 UCLA, 1967
	6 Air Force, 1966
	6 UCLA, 1956
10.	7 eighth times

By Rushing

No.	Opponent
1.	27 Idaho, 1956
2.	25 Oregon State, 1970
3.	24 San Jose State, 1996
	24 Miami (Ohio), 1984
5.	23 Stanford, 2007
	23 Washington State, 1956
6.	22 Oregon State, 1953
7.	21 Arizona State, 1990
	21 UCLA, 1974
	21 St. Mary's, 1947
10.	20 Tulsa, 2023
	20 Minnesota, 1976
	20 Oregon, 1974
	20 Idaho, 1960

Fewest by Rushing

No.	Opponent
1.	0 UCLA, 2001
	0 USC, 1989
3.	1 Boise State, 2015
	1 USC, 1988
	1 Stanford, 1971
	1 Michigan, 1970
	1 California, 1948
8.	2 seven times

By Passing

No.	Opponent
1.	26 Wyoming, 2002
2.	22 Arizona, 2022
3.	20 Idaho, 2016
	20 Idaho, 2002
	20 USC, 1970
6.	19 Kent State, 2022
	19 Michigan State, 2022
	19 Arizona State, 2022
	19 California, 2022
	19 Arizona State, 2015
	19 Arizona, 2001

Fewest by Passing

No.	Opponent
1.	0 Stanford, 1967
	0 California, 1964
	0 Oregon, 1962
	0 Oregon State, 1961
	0 California, 1961
	0 California, 1959
	0 Oregon, 1957
	0 Ohio State, 1957
	0 Washington State, 1956
	0 California, 1956
	0 USC, 1956
	0 Stanford, 1947
	0 St. Mary's, 1947

By Penalty

No.	Opponent
1.	7 Nevada, 2003
2.	6 Oregon State, 2017
	6 Oregon State, 2003
	6 UCLA, 2002
	6 Arizona State, 2002
	6 UCLA, 2000
	6 California, 2000
	6 Oregon State, 1998
	6 California, 1973
10.	5 10 times

Fewest by Penalty

No.	Opponent
1.	0 Numerous times

Rushing**Rushing Attempts**

No.	Opponent
1.	80 Washington State, 1956
2.	77 St. Mary's, 1947
3.	76 California, 1962
4.	74 Stanford, 1964
	74 Idaho, 1956
6.	72 Oregon State, 1953
7.	71 Oregon, 1963
8.	70 Oregon, 1977
	70 Oregon State, 1975
	70 Oregon, 1974

Fewest Rushing Attempts

No.	Opponent
1.	13 Arizona State, 2023
2.	14 Washington State, 2021
3.	15 USC, 1989
4.	19 Boise State, 2023
	19 USC, 2002
6.	21 Oregon, 2006
7.	22 Tulsa, 2023
	22 Oregon, 2022
	22 Stanford, 2019
	22 Utah, 2019
	22 Boise State, 2015

Rushing Yards

No.	Opponent
1.	559 San Jose State, 1996
2.	530 Oregon State, 2013
3.	430 Idaho, 1956
4.	415 St. Mary's, 1947
5.	413 Ohio State, 1966
6.	400 Washington State, 1950
7.	403 Oregon, 1951
8.	397 Virginia, 1976
9.	396 California, 1990
10.	388 Stanford, 2007

Fewest Rushing Yards

No.	Opponent
1.	-13 Stanford, 1971
2.	-11 Washington State, 1973
	-11 Washington State, 1972
4.	-8 UCLA, 2001
5.	-5 Arizona State, 2013
	-5 USC, 2002
7.	7 Ohio State, 2003
8.	10 Washington State, 2021
9.	13 Arizona State, 2023
	13 Oregon, 2006

Yards per Att. Average

No.	Opponent
1.	13.3 (30-400) Washington St., 1950
2.	9.14 (58-530) Oregon State, 2013
3.	9.08 (24-218) Washington St., 2022
4.	9.02 (62-559) San Jose St., 1996
5.	7.90 (30-236) Arizona State, 1992
6.	7.52 (42-316) USC, 2023
7.	7.50 (42-315) Wash. St., 2010
8.	7.38 (40-295) Colorado, 2011
9.	7.36 (41-302) Syracuse, 2007
10.	7.33 (54-396) California, 1990

Fewest Yards per Rushing Att.

No.	Opponent
1.	-0.50 (25/-13) Stanford, 1971
2.	-0.44 (25/-11) Washington St., 1973
3.	-0.36 (30/-11) Washington St., 1972
4.	-0.29 (28/-8) UCLA, 2001
5.	-0.26 (19/-5) USC, 2002
6.	-0.20 (25/-5) Arizona State, 2013
7.	0.29 (24/7) Ohio State, 2003
8.	0.50 (39/20) Michigan, 1970
9.	0.51 (37/19) Washington St., 2002
10.	0.67 (24/16) Oregon, 1995

Rushing Touchdowns

No.	Opponent
1.	8 Oregon, 1951
2.	7 Eastern Wash., 2014
	7 Oregon State, 2013
	7 Oregon, 1974
	7 Pacific, 1960
	7 Montana, 1951
5.	6 Syracuse, 2007
	6 San Jose State, 1996
	6 UCLA, 1996
	6 Miami (Ohio), 1984
	6 Air Force, 1980
	6 California, 1977
	6 Kansas State, 1962
	6 Idaho, 1956
	6 Washington State, 1950

Passing**Pass Attempts**

No.	Opponent
1.	68 USC, 1998
2.	65 USC, 2002
3.	60 UCLA, 2002
4.	59 California, 2002
5.	58 Washington State, 2002
6.	57 USC, 1970
7.	56 Colorado, 2021
8.	55 Texas, 2022 Alamo Bowl
	54 Arizona, 2022
	54 Purdue, 2002 Sun Bowl
	54 Texas, 2001 Holiday Bowl

Fewest Pass Attempts

No.	Opponent
1.	2 California, 1964
2.	3 Oregon, 1962
	3 UCLA, 1960
4.	4 Illinois, 1961
5.	5 12 times, most recent vs. Oregon, 1976

Pass Completions

No.	Opponent
1.	38 USC, 2002
2.	37 Wyoming, 2002
3.	36 California, 2022
	36 Arizona, 2022
5.	35 Washington State, 2002
	35 Arizona, 2002
	35 USC, 1998
	35 Maryland, 1982 Aloha Bowl
9.	34 Arizona State, 2022
	34 Colorado, 2022

Fewest Pass Completions

No.	Opponent
1.	0 California, 1964
	0 Oregon, 1962
	0 Illinois, 1961
4.	1 eight times, most recent vs. Oregon State, 1961

Pass Interceptions Thrown

No.	Opponent
1.	8 UCLA, 1969
2.	7 Stanford, 1934
3.	6 Miami, 2001
	6 Oregon, 1973
	6 Oregon State, 1970
	6 Stanford, 1953
7.	5 12 times, most recent vs. California, 2006

Kickoff Return Yards

No.	Opponent
1.	285 Stanford, 2011
2.	258 UCLA, 1998
3.	213 California, 1974
4.	212 Minnesota, 1957
5.	207 UCLA, 2014
6.	207 UCLA, 1969
7.	206 Mississippi State, 1977
8.	193 Washington State, 2007
9.	190 Stanford, 1970
10.	188 Baylor, 2011 Alamo Bowl
	188 Texas Christian, 1971

Kickoff Return Yards Per Attempt

(Minimum 4 Returns)

No.	Opponent
1.	40.3 (4-161) UCLA, 2017
2.	38.0 (5-190) Stanford, 1970
3.	37.6 (5-188) TCU, 1971
4.	35.8 (5-179) Colorado, 1999
	Holiday Bowl
5.	34.5 (6-207) UCLA, 2014
6.	34.3 (6-206) Mississippi St., 1977
7.	33.3 (4-133) Arizona, 1997
8.	31.8 (5-159) California, 1970
9.	31.0 (5-155) Arizona, 2001
10.	30.0 (4-120) Hawai'i, 2011

Kickoff Returns for TDs

No.	Opponent
1.	2 Utah, 1959
2.	1 Numerous Times

Fumbles

Fumbles

No.	Opponent
1.	11 Oregon, 1969
	11 Idaho, 1955
3.	9 Alabama, 1975
	9 Stanford, 1963
5.	8 Oregon State, 1974
	8 California, 1956
	8 USC, 1956
	8 Notre Dame, 1948
9.	7 16 times, most recent
	vs. Arizona State, 1999

Fumbles Lost

No.	Opponent
1.	7 USC, 1956
2.	6 Arizona State, 1999
	6 Navy, 1970
	6 Oregon, 1969
	6 California, 1956
6.	5 nine times, most recent
	vs. Arizona State, 2000

Penalties

Penalties

No.	Opponent
1.	18 Washington State, 2012
	18 Oregon State, 1976
3.	16 Idaho State, 2013
4.	15 Idaho, 1968
5.	14 Washington State, 1997
	14 Utah, 1949
7.	13 11 times;
	most recent:
	Arizona, 2014

Fewest Penalties

No.	Opponent
1.	0 Washington State, 1960
	0 Stanford, 1948
3.	1 17 times, most recent
	vs. Arizona State, 2021

Penalty Yards

No.	Opponent
1.	163 California, 1959
2.	156 Oregon State, 1976
3.	155 Idaho, 1968
4.	146 Virginia, 1976
5.	143 Washington State, 1997
	143 Washington State, 1970
7.	140 Illinois, 1971
8.	136 Washington State, 1993
	136 Purdue, 1972
10.	135 California, 1999
	135 California, 1998

Fewest Penalty Yards

No.	Opponent
1.	0 Washington State, 1960
	0 Stanford, 1948
3.	3 Arizona State, 2021
4.	5 Oregon State, 1959
	5 Illinois, 1950
	5 UCLA, 1948
7.	8 Oklahoma, 2008
	8 Oregon State, 1981
9.	9 California, 2006
10.	10 14 times, most recent
	vs. Boise State, 2019

DEFENSE

First Downs

Fewest Allowed

No.	Opponent
1.	2 Oregon, 1974
2.	3 Montana, 1951
	3 Washington State, 1947
4.	4 USC, 1953
	4 Oregon State, 1953
	4 Utah, 1949
7.	6 Oregon State, 2019
	6 Oregon State, 1991
	6 UCLA, 1956
	6 Idaho, 1955
	6 Oregon State, 1952

Fewest Allowed by Rushing

No.	Opponent
1.	0 UTEP, 1982
	0 Pacific, 1960
	0 Oregon State, 1953
4.	1 12 times, most recent
	vs. BYU, 2018

Fewest Allowed by Passing

No.	Opponent
1.	0 Oregon, 2017
	0 Oregon State, 1992
	0 Oregon State, 1991
	0 Miami (OH), 1984
	0 Indiana, 1978
	0 USC, 1975
	0 Oregon, 1974
	0 Purdue, 1972
	0 Ohio State, 1958
	0 Colorado, 1957
	0 USC, 1956
	0 UCLA, 1955
	0 Montana, 1951
	0 Notre Dame, 1948
	0 Washington State, 1947
	0 Washington State, 1947

Fewest by Penalty

No.	Opponent
1.	0 Numerous Times

Total Offense

Fewest Total Offense Attempts

No.	Opponent
1.	37 Oregon State, 1953
2.	42 Arizona State, 1987
3.	44 UCLA, 1962
	44 California, 1952
5.	45 USC, 1953
6.	46 Oregon State, 2015
	46 USC, 1960
	46 Washington State, 1955
9.	48 LSU, 2009
	48 Oregon, 1991
	48 UCLA, 1959

Fewest Total Offensive Yards

No.	Opponent
1.	42 Montana, 1951
2.	55 Oregon, 1974
3.	66 Washington State, 1947
4.	67 Oregon State, 1953
5.	83 Oregon State, 1991
6.	87 California, 1959
7.	93 California, 2017
8.	97 Oregon, 1977
	97 USC, 1953
9.	100 Bowling Green, 1986
10.	102 UC Santa Barbara, 1971
	102 Washington State, 1964

Lowest Average per Attempt

No.	Opponent
1.	0.78 (54-42) Montana, 1951
2.	1.00 (55-55) Oregon, 1974
3.	1.51 (55-83) Oregon State, 1991
4.	1.55 (56-89) California, 1959
5.	1.67 (58-97) Oregon, 1977
6.	1.68 (68-114) Oregon, 1968
7.	1.78 (58-103) East Carolina, 1993
8.	1.79 (52-93) California, 2017
9.	1.82 (56-102) UCSB, 1971
10.	1.88 (63-119) Kansas, 1978

Rushing

Fewest Rushing Attempts

No.	Opponent
1.	12 Washington State, 2015
2.	14 Washington State, 2017
3.	17 Eastern Washington, 2011
4.	19 Arizona, 2011
5.	20 Michigan, 2023
	20 Oregon, 2023
	20 Oregon, 1999
	20 Oregon State, 1987
9.	21 UCLA, 1964
	21 Oregon State, 1953

Fewest Rushing Yards

No.	Opponent
1.	-50 Pacific, 1981
2.	-45 BYU, 1986
3.	-40 California, 2017
4.	-26 Wisconsin, 1967
5.	-24 Washington State, 2017
6.	-17 Kansas State, 1991
7.	-16 Oregon State, 1987
8.	-14 USC, 1996
9.	-11 Washington State, 1990
10.	-11 Baylor, 1964

Lowest Average per Attempt

(Min. 20 Attempts)

No.	Opponent
1.	-1.88 (24/-45) BYU, 1986
2.	-1.60 (31/-50) Pacific, 1981
3.	-0.80 (20/-16) Oregon State, 1987
4.	-0.79 (33-26) Wisconsin, 1967
5.	-0.56 (30/-17) Kansas State, 1991
6.	-0.47 (30/-14) USC, 1996
7.	-0.40 (26/-11) Baylor, 1964
8.	-0.39 (28/-11) Wash. St, 1990
9.	-0.29 (24/-7) Arizona, 2006
9.	-0.27 (26/-7) San Diego St, 1997
10.	-0.07 (27/-2) Oregon, 1983
	-0.07 (27/-2) Wash. St, 1956

Passing

Fewest Pass Attempts

No.	Opponent
1.	2 California, 1965
2.	3 Colorado, 1989
	3 Indiana, 1978
	3 USC, 1975
	3 Ohio State, 1958
6.	4 Oregon State, 1991
	4 UCLA, 1978
	4 Oregon State, 1956
9.	5 Oregon State, 1994
	5 UCLA, 1955
	5 Notre Dame, 1948

Fewest Pass Completions

No.	Opponent
1.	0 Oregon State, 1991
	0 Indiana, 1978
3.	1 Oregon State, 1992
	1 UCLA, 1978
	1 USC, 1975
	1 Purdue, 1972
	1 California, 1965
	1 USC, 1956
	1 Montana, 1951
	1 Washington State, 1947

Fewest Passing Yards

No.	Opponent
1. 0	Oregon State, 1991
0	Indiana, 1978
3. 2	Colorado, 1957
2	Washington State, 1947
5. 3	Purdue, 1972
3	California, 1965
7. 7	Miami (Ohio), 1984
8. 9	Oregon State, 1992
9	USC, 1975
9	USC, 1956
9	UCLA, 1955
9	Montana, 1951

Lowest Average per Attempt

(Min. 15 Attempts)

Yards	Opponent
1. 1.00 (15-15)	Oregon State, 1975
2. 1.50 (20-30)	Wash. St., 1972
3. 1.88 (25-47)	Kansas, 1978
4. 2.04 (21-43)	Wash. St, 1959
5. 2.14 (22-47)	Utah, 1959
6. 2.22 (23-51)	Colorado, 2012
7. 2.31 (16-37)	Arizona State, 1979
8. 2.38 (13-31)	Oregon, 2017
9. 2.39 (23-55)	Utah, 2012
10. 2.42 (19-46)	UCLA, 1971
2.42 (19-46)	UCLA, 1971

Lowest Avg. per Completion

(Min. 10 Completions)

Yards	Opponent
1. 4.63 (19-88)	Oregon State, 2019
4.63 (19-88)	Stanford, 2010
3. 5.10 (10-51)	Colorado, 2012
4. 5.85 (26-152)	Wash. St., 2018
5. 6.38 (21-134)	Oregon, 2004
6. 6.41 (48-308)	Wash. St., 2019
7. 6.70 (10-67)	Wash. St., 1963
8. 6.72 (11-74)	Oregon St., 2017
9. 6.88 (8-55)	Utah, 2012
10. 7.15 (13-93)	Oregon, 1986

Fumbles

Forced Fumbles

No.	Opponent
1. 10	Oregon State, 1959
2. 9	USC, 1953
3. 8	Utah State, 1998
8	Texas Tech, 1981
8	Air Force, 1980
8	Hawai'i, 1973
8	Oregon, 1968
8. 7	15 times, most recent Oregon State, 1991

Opp. Fumbles Recovered

No.	Opponent
1. 5	Washington State, 2015
5	Arizona, 1991
5	Texas Tech, 1981
5	Oregon, 1977
5	Texas A&M, 1974
5	Stanford, 1956
5	Oregon, 1956
5	Oregon State, 1950
5	California, 1952

Interceptions

Interception Returns

No.	Opponent
1. 9	Oregon, 1952
2. 8	Idaho, 1968

3. 6	Oregon, 1993
6	California, 1986
6	Washington State, 1978
6	Washington State, 1978
6	California, 1972
6	Wisconsin, 1968
6	California, 1962
10. 5	eight times, most recent Washington State, 2003

Interception Return Yards

Yards	Opponent
1. 213	Oregon, 1952
2. 148	Stanford, 1968
3. 123	Washington State, 1991
4. 122	Michigan State, 1997 Aloha Bowl
5. 121	Idaho, 1968
6. 120	Washington State, 1975
7. 107	Colorado, 2013
8. 100	Illinois, 1972
9. 98	California, 1948
10. 96	three times

Int. Returns for Touchdowns

No.	Opponent
1. 2	Washington State, 2015
2	Oregon State, 2002
2	Oregon State, 1999
2	Mich. St., 1997 Aloha Bowl
2	Stanford, 1978
2	Utah, 1959
6. 1	Numerous Times

Tackles

Sacks

No.	Opponent
1. 13	California, 1998
13	Utah State, 1998
3. 10	BYU, 1986
4. 8	Stanford, 2022
8	Wyoming, 2002
8	BYU, 1996
8	Arizona, 1991
8	Kansas State, 1991
9. 7	Arizona State, 2014
7	Idaho State, 2013
7	Washington State, 2011
7	Syracuse, 2007
7	Oregon, 2003
7	Oregon State, 2003
7	Stanford, 1993
7	Washington State, 1991
7	Washington State, 1990
7	Stanford, 1990

Tackles for Lost Yardage

Yards	Opponent
1. 118	California, 1972
2. 102	Syracuse, 1973
3. 97	Washington State, 1990
4. 89	Pacific, 1981
5. 88	California, 1985
6. 87	BYU, 1986
7. 86	Washington State, 1964
8. 83	UCLA, 1969
83	UCLA, 1958
10. 82	California, 1964

Blocked Punts

Punts Blocked

No.	Opponent
1. 3	UCLA, 1953
2. 1	Numerous Times

Single-Season Offense

Miscellaneous

Wins – 14 in 2023
Fewest Wins – 0 in 2008

Rushing

Rushing Yards – 3,107 in 2013
Rushing Yards Per Game – 268.8 in 1956
Rushing Attempts – 610 in 2013
Rushing Attempts per Game – 59.8 in 1962
Fewest Rushing Attempts – 351 in 1940 (9 games); 370 in 2021 (12 games) 411 in 2023 (15 games)
Rushing Yards Per Attempt – 5.2 in 2016
Rushing Touchdowns – 37 in 2017
Fewest Rushing Yards – 906 in 1939
Lowest Rushing Yards per Game – 74.5 in 2002

Passing

Pass Attempts – 621 in 2002
Pass Attempts per Game – 47.7 in 2002
Fewest Pass Attempts – 78 in 1956 (10 games); 196 in 1976 (11 games)
Pass Completions – 376 in 2023
Pass Completions per Game – 28.7 in 2022
Fewest Pass Completions – 28 in 1961 (10 games); 87 in 1976 (11 games)
Passing Yards – 5,155 in 2023
Fewest Passing Yards – 388 in 1941 (9 games); 1,181 in 1976 (11 games)
Passing Yards Per Game – 369.8 in 2022
Lowest Average Passing Yards Per Game – 43.1 in 1941
Touchdown Passes – 47 in 2016
Fewest Touchdown Passes – 6 in 2008
Completion Percentage – .690 (240 for 348) in 2017
Lowest Pass Completion Percentage – .146 in 1944
Average Passing Yards Per Attempt (min. 125 att.) – 9.06 in 1997 (308 att., 2,790 yds.)
Average Passing Yards Per Completion (min. 75 completions) – 17.14 in 1971 (152 comp., 2606 yds.)
Passed Had Intercepted – 31 in 1973
Fewest Passes Had Intercepted – 4 in 1963

Scoring

Points – 585 in 2016
Fewest Points Scored – 68 in 1938
Points Per Game – 41.9 in 1991 (all-time and modern)
Fewest Points Allowed – 6 in 1909 (all-time); 73 in 1959 (modern)
Fewest Points Allowed Per Game – 0.9 in 1904 (all-time); 6.6 in 1959 (modern)
Touchdowns – 77 in 2016
Fewest Touchdowns Scored – 10 in 1938
Field Goals – 25 in 1982
Fewest Field Goals – 0 in 1950; 0 in 1951; 0 in 1957
Field Goal Attempts – 34 in 2002
Fewest Field Goal Attempts – 0 in 1950; 0 in 1951
Extra Points – 75 in 2016
Fewest Extra Points – 5 in 1938
Extra Point Attempts – 77 in 2016
Fewest Extra Point Attempts – 10 in 1938
Two-Point Conversions – 5 in 1970 and 1995
Two-Point Conversion Attempts – 9 in 1961

First Downs

First Downs – 354 in 2022
Fewest First Downs – 125 in 1967 (10 games); 156 in 1975 (11 games)
Rushing First Downs – 156 in 2013
Fewest Rushing First Downs – 69 in 1970 (10 games); 74 in 1992, 2004 (11 games); 78 in 2002 (13 games)
Passing First Downs – 222 in 2022
Fewest Passing First Downs – 17 in 1957 (10 games); 54 in 1976 & '75 (11 games)
Penalty First Downs – 28 in 1998 (11 gms); 38 in 2003 (12 gms); 39 in 2002 (13 gms)
Fewest First Downs by Penalty – 10 in 1971

Total Offense

Total Offensive Attempts – 885 in 1982 (11 games); 953 in 2013 (12 games); 1,075 in 2002 (13 games)
Fewest Offensive Attempts – 464 in 1940 (9 games); 755 in 1988 (11 games)
Total Offensive Yards – 5,191 in 1991 (11 games); 6,705 in 2022 (13 games) 6,931 in 2023 (15 games)
Fewest Total Offensive Yards – 1663 in 1939 (9 games); 2947 in 1975 (11 games)
Most Yards Per Game – 515.8 in 2022 (13 games)
Lowest Yards Per Game – 143.1 in 1938
Total Offensive Attempts Per Game – 80.45 in 1982 (11 games); 82.7 in 2002 (13 games)

Punt Returns

Punt Returns – 105 in 1938
Fewest Punt Returns – 11 in 2013 (13 games)
Punt Return Yards – 717 in 1971
Fewest Punt Return Yards – 73 in 2013
Punt Return Yards Per Attempt – 18.3 in 2017 (25 att., 458 yds.)
Lowest Punt Return Yards Per Attempt – 4.4 in 2008 (11 att., 52 yds.)
Punt Return Yards Per Game – 65.2 in 1971
Punt Returns for Touchdowns – 4 in 2017

Kickoff Returns

Kickoff Returns – 75 in 2011
Fewest Kickoff Returns – 10 in 1943
Kickoff Return Yards – 1,751 in 2011
Fewest Kickoff Return Yards – 256 in 1983
Kickoff Return Yards Per Attempt – 27.6 in 1940 (17 att., 469 yds.)
Lowest Kickoff Return Yards Per Attempt – 14.6 in 1954
Kickoff Return Yards Per Game – 134.7 in 2011 (1,751 yds., 13 games)
Kickoff Returns for Touchdowns – 2 in 1970, 1979 & 2016

Punting

Punts – 87 in 1940
Fewest Punts – 22 in 1943
Punting Average – 47.6, 2021
Lowest Punting Average – 32.0 in 1955
Punting Yards – 3,402 in 1940
Fewest Punting Yards – 700 in 1943
Punts Had Blocked – 6 in 1939; 6 in 1953

Penalties

Penalties – 112 in 2023
Fewest Penalties – 20 in 1938 (9 games); 48 in 1977 (11 games); 52 in 2021 (12 games); 54 in 2017 (13 games)
Penalty Yards – 1,029 in 2023
Fewest Penalty Yards – 109 in 1939 (9 games); 451 in 1989 (11 games); 479 in 2021 (12 games); 445 in 2017 (13 games)
Fewest Penalty Yards Per Game – 12.1 in 1939

Fumbles

Fumbles – 54 in 1974
Fewest Fumbles – 11 in 2011 & 2018
Fumbles Lost – 66 in 1950
Fewest Fumbles Lost – 2 in 1941 (9 games); 2 in 2022 (13 games)

Single-Season Defense

Rushing Defense

Fewest Rushing Attempts – 346 in 1964 (10 games); 387 in 1999 (11 games); 379 in 2011 (12 games); 431 in 2019 (13 games)
Fewest Rushing Yards – 504 in 1937 (9 games); 735 in 1990 (11 games); 1,270 in 2002 (13 games)
Fewest Rushing Yards Allowed Per Game – 50.4 in 1937 (9 games)
Most Rushing Yards Lost – 606 in 1990
Fewest Rushing Yards Per Attempt – 1.875 in 1990

Pass Defense

Fewest Pass Attempts – 119 in 1955 (10 games); 187 in 1975 (11 games)
Fewest Pass Completions – 41 in 1942 (10 games); 87 in 1976 (11 games)
Fewest Passing Yards – 547 in 1940 (9 games); 1,181 in 1976 (11 games)
Lowest Completion Percentage – .198 in 1942 (41 of 129)
Fewest Passing Touchdowns Allowed – 1 in 1959 (10 games); 5 in 1972 (11 games)
Fewest Passing Yards Per Game – 49.9 in 1938

Interceptions

Interceptions – 30 in 1968
Fewest Interceptions – 5 in 1998
Interception Yards – 478 in 1968
Interception Yards Per Return – 21.1 in 2009 (8 INT for 169 yds.)
Interception Returns for Touchdowns – 5 in 1970
Fewest Interception Yards – 2 in 2022

Total Defense

Fewest Total Offensive Yards – 1,166 in 1937 (10 games); 2,608 in 1991 (11 games)
Fewest Total Offensive Attempts Allowed – 537 in 1942 (10 games); 715 in 1996 (11 games)
Fewest Total Offense Yards Allowed Per Game – 116.6 in 1937 (1,166 yds., 10 games)
Fewest Total Offense Yards Allowed Per Attempt – 1.99 in 1937

First Downs

Fewest First Downs – 72 in 1937 (9 games); 112 in 1947 (10 games); 150 in 1991 (11 games)
Fewest Rushing First Downs Allowed – 42 in 1964 (10 games); 57 in 1991 (11 games); 75 in 2002 (13 games)
Fewest Passing First Downs Allowed – 29 in 1955 (10 games); 48 in 1975 (11 games)
Fewest First Downs by Penalty – 1 in 1954

Scoring

Fewest Points Allowed – 54 in 1940 & '45 (9 games); 101 in 1991 (11 games)

Fumbles

Most Fumbles – 51 in 1980
Most Fumbles Lost – 24 in 1980 & 1984

Punt Returns

Fewest Punt Returns – 8, 2022 and 2023
Fewest Punt Return Yards – 24 in 2023 (15 games)

Kickoff Returns

Fewest Kickoff Returns – 15 in 1985
Fewest Kickoff Return Yards – 279 in 1985

Punting

Most Opponent Punts – 105 in 1938
Most Opponent Punts Blocked – 5 in 1981

Penalties

Penalties	
Year	No.
1. 2023	112
2. 2012	108
3. 2013	105
4. 2014	98
5. 1998	93
6. 2003	92
2001	92
8. 2022	89
1999	89
1971	89

Fewest Penalties

Year	No.
1. 1939	20
2. 1938	25
3. 1941	28
4. 1940	31
1944	31
6. 1937	32
7. 1946	37
8. 1966	39
9. 1961	43
10. 1969	44

Penalty Yards

Year	Yards
1. 2023	1,029
2. 2012	969
3. 2013	932
4. 1971	930
5. 2014	865
6. 1998	863
7. 1993	831
8. 1974	788
9. 2022	786
10. 2011	773

Fewest Penalty Yards

Year	Yards
1. 1939	109
2. 1938	174
3. 1948	200
4. 1941	206
5. 1945	215
6. 1940	220
7. 1944	239
8. 1937	275
9. 1947	344
10. 1946	365

Punts

Punts	
Year	No.
1. 1940	87
2. 1938	86
3. 1941	85
4. 1937	83
5. 1942	81
6. 2010	76
1975	76
1939	76
9. 2006	74
10. 2007	73

Fewest Punts

Year	No.
1. 1943	22
2. 2022	25
3. 1944	33
4. 1960	41
5. 1963	45
1962	45
1956	45
8. 2023	46
2017	46
1965	46
1950	46
1949	46

Punting Yards

Year	Yards
1. 1940	3,402
2. 1938	3,367
3. 2010	3,321
4. 2006	3,120
5. 1942	3,008
6. 1939	2,993
7. 1975	2,981
8. 2003	2,972
9. 1973	2,964
10. 2014	2,941

Fewest Punting Yards

Year	Yards
1. 1943	700
2. 2022	968
3. 1944	1,088
4. 1960	1,509
5. 1950	1,560
6. 1956	1,564
7. 1955	1,569
8. 1949	1,604
9. 1951	1,633
10. 1963	1,672

Punts Had Blocked

Year	No.
1. 1939	6
1953	6
3. 2004	5
2001	5
5. 1937	4
6. 1941	3
1982	3
1987	3
9. 12 times	2

Punting Average

Year	No.
1. 2021	47.6
2. 2019	44.6
3. 2010	43.7
4. 2011	43.5
5. 1973	43.0
6. 2006	42.2
1974	42.2
8. 2015	41.9
9. 2017	41.7
10. 2003	41.3

Lowest Punting Avg.

Year	Avg.
1. 1943	31.8
2. 1955	32.0
3. 1948	32.6
4. 1953	32.9
5. 1945	33.0
1944	33.0
7. 1941	33.1
8. 1987	33.5
9. 1961	33.7
10. 1937	33.8

Punt Returns

Punt Returns	
Year	No.
1. 1938	105
2. 1998	49
3. 1940	48
4. 1991	47
5. 1971	45
1942	45
7. 1941	44
8. 1986	43
1967	43
10. 1946	42

Fewest Punt Returns

Year	No.
1. 2022	11
2009	11
2008	11
4. 2013	14
1954	14
6. 2001	17
1961	17
8. 2021	18
2004	18
10. 2023	19

Punt Return Yards

Year	Yards
1. 1971	717
2. 1940	629
3. 1990	583
4. 1941	526
5. 1938	520
6. 1980	462
7. 2017	458
1951	458
9. 1986	434
10. 1962	431

Fewest Punt Return Yds.

Year	Yards
1. 2008	52
2. 2013	73
3. 2004	96
4. 2021	99
5. 2009	104
6. 1954	119
7. 2022	121
8. 2018	122
9. 2010	128
10. 2012	135

Average Punt Return

Year	Avg.
1. 2017	18.3
2. 2015	16.0
3. 1971	15.9
4. 1990	14.9
5. 1943	14.8
6. 1980	14.4
7. 1960	14.2
8. 2001	14.1
9. 1996	13.4
10. 1949	13.2

Lowest Avg. Punt Return

Year	Avg.
1. 2008	4.7
2. 2010	4.9
3. 2013	5.2
4. 2018	5.3
2004	5.3
6. 2021	5.5
7. 2012	6.8
8. 2002	7.4
9. 2011	9.2
10. 2014	9.4

Kickoff Returns

Kickoff Returns	
Year	No.
1. 2011	75
2. 2007	74
3. 2008	67
4. 1973	66
5. 2009	63
6. 2010	55
7. 1969	49
8. 2003	48
9. 1949	47
1974	47

Fewest Kickoff Returns

Year	No.
1. 1943	10
2. 1959	14
1941	14
4. 1962	15
5. 2018	16
6. 2019	17
1960	17
1940	17
1983	17
10. 1984	19
1942	19

Kickoff Return Yards

Year	Yards
1. 2011	1,751
2. 2007	1,546
3. 2008	1,253
4. 2009	1,173
5. 2010	1,148
6. 1998	1,115
7. 1973	1,083
8. 2014	983
9. 2012	909
10. 2013	907

Fewest Kickoff Return

Year	Yards
1. 1943	221
2. 1983	256
3. 1941	278
4. 2018	285
5. 1984	315
6. 1962	321
7. 1955	323
8. 1959	337
9. 1992	352
10. 1991	379

Average Kickoff Return

Year	Avg.
1. 1940	27.6
2. 1960	26.4
3. 1979	26.0
4. 1998	25.9
5. 1961	24.4
6. 1963	24.2
7. 1959	24.1
8. 2001	23.6
1966	23.6
10. 2013	23.3

Lowest Average Kickoff Return

Year	Avg.
1. 1954	14.6
2. 1983	15.1
3. 1955	15.4
4. 1964	15.6
5. 1991	15.8
6. 1992	16.0
7. 1953	16.3
8. 1973	16.4
9. 1949	16.5
10. 1984	16.6

DEFENSE		Fewest Passing Touchdowns		First Downs		Interceptions		Sacks	
Scoring		Year		Fewest First Downs by Rushing		Interceptions		Total Sacks	
Fewest Points Allowed		Year	No.	Year	No.	Year	No.	Year	No.
1.	1945	54	54	1.	1964	42	1.	1968	30
2.	1940	54	54	2.	1960	54	2.	1972	27
3.	1942	60	60	3.	1991	57		1984	27
4.	1943	60	60	4.	1990	60	5.	1951	23
5.	1959	65	65	5.	1986	65		1970	23
6.	1962	83	83	6.	1962	66		1941	23
7.	1938	83	83	7.	1996	69		1946	23
8.	1939	93	93	8.	1952	73	9.	1942	22
9.	1955	93	93	9.	1967	74		1974	22
10.	1941	94	94	10.	2002	75	Fewest Interceptions		
Rushing		Year		Fewest First Downs by Passing		Year		No.	
Fewest Rushing Yards Allowed		Year	Yards	Year	No.	1.	1998	5	Sack Yardage
1.	1943	366	366	1.	1955	29	2.	2000	6
2.	1937	504	504	2.	1959	37	3.	2022	7
3.	1964	644	644	3.	1950	39		2008	7
4.	1990	735	735	4.	1951	40	5.	2009	8
5.	1991	738	738	5.	1953	45		1938	8
6.	1939	957	957	6.	1975	48	7.	2001	9
7.	1986	978	978	7.	1957	50		1939	9
8.	1938	1,010	1,010	8.	1954	51	9.	2021	10
9.	1945	1,021	1,021	9.	1961	54		2011	10
10.	1942	1,047	1,047	10.	1956	56		2006	10
Fewest Rushing Yards Allowed Per Game		Year	Avg.	Fewest First Downs by Penalty		Year	No.	Interception Yards	
1.	1937	50.4	50.4	1.	1954	1	1.	1968	478
2.	1964	64.4	64.4	2.	2006	7	2.	2015	358
3.	1990	66.8	66.8	3.	2017	11	3.	1972	334
4.	1991	67.1	67.1		2007	11	4.	2023	321
5.	1943	73.2	73.2		1979	11	5.	1952	313
6.	1986	88.9	88.9		1965	11	6.	1991	308
7.	2002	97.7	97.7	7.	2008	12	7.	1984	298
8.	2017	100.8	100.8		1995	12	8.	2014	289
9.	1996	103.0	103.0		1983	12	9.	1989	284
10.	1942	104.7	104.7		1978	12	10.	1966	280
Passing		Year		Fewest First Downs		Year	No.	Fewest Interception Yards	
Fewest Pass Completions Allowed		Year	No.	1.	1947	112	1.	2022	2
1.	1938	36	36	2.	1964	114	2.	1998	18
2.	1942	41	41	3.	1959	122	3.	1939	42
3.	1940	43	43	4.	1955	126	4.	2000	49
4.	1946	46	46	5.	1948	128	5.	2011	51
5.	1937	48	48	6.	1962	130		2010	51
6.	1941	49	49	7.	1950	131	7.	2001	53
7.	1955	55	55	8.	1953	132	8.	2008	55
8.	1945	58	58	9.	1960	136	9.	1996	63
9.	1943	59	59	10.	1952	138	10.	1993	75
10.	1944	61	61	Total Offense		Year		Yards	
Fewest Passing Yards		Year	Yards	Fewest Total Offense Yds		1.	1943	1,114	Tackle for Loss Yardage
1.	1938	448	448	1.	1937	1,166	1.	1998	476
2.	1940	547	547	2.	1937	1,166	2.	1997	464
3.	1942	556	556	3.	1938	1,459	3.	1993	434
4.	1955	600	600	4.	1942	1,603	4.	2002	433
5.	1945	628	628	5.	1940	1,611	5.	1992	407
6.	1946	653	653	6.	1945	1,649	6.	1996	404
7.	1937	662	662	7.	1941	1,825	7.	2017	382
8.	1941	708	708	8.	1939	1,834	8.	2014	373
9.	1959	747	747	9.	1944	1,931	9.	1994	370
10.	1943	748	748	10.	1946	2,013	10.	2000	351
Fewest Passing Yards		Year	Avg.	Lowest Average Total Offense per Game		Year	Avg.	* NOTE: Sack and TFL records go back only to 1983 and the yardage records go back only to 1992.	
1.	1938	116.6	116.6	1.	1937	160.3	160.3		
2.	1940	160.3	160.3	2.	1942	162.1	162.1		
3.	1942	162.1	162.1	3.	1938	179.0	179.0		
4.	1955	183.2	183.2	4.	1940	202.8	202.8		
5.	1945	202.8	202.8	5.	1945	203.8	203.8		
6.	1946	203.8	203.8	6.	1941	212.2	212.2		
7.	1937	212.2	212.2	7.	1939	216.5	216.5		
8.	1941	216.5	216.5	8.	1955	222.8	222.8		
9.	1959	222.8	222.8	9.	1959				
10.	1943			10.	1943				

Washington Record Book — Individual Rushing

Most Yards Rushing

Career	5,323, Myles Gaskin, 2015-18
Season	1,870, Bishop Sankey, 2013
Game	296, Hugh McElhenny vs. Washington State, 1950
Quarter	222, Corey Dillon vs. San Jose State, 1996 (1st)

Most Rushing Attempts

Career	945, Myles Gaskin, 2015-18
Season	327, Bishop Sankey, 2013
Game	40, Bishop Sankey vs. Arizona, 2013
Quarter	16, Corey Dillon vs. San Jose St., 1996 (1st)

Rushing Yards Per Game

Career (Min. 18 games)	102.4, Myles Gaskin, 2015-18
Season (Min. 9 games)	143.8, Bishop Sankey, 2013

Average Per Attempt

Career (Min. 300 carries)	5.7, Salvon Ahmed (2017-19)
Season (Min. 100 carries)	7.8, Lavon Coleman, 2016
Game (Min. 15 carries)	14.8, Hugh McElhenny vs. Washington State, 1950

Most 100-Yard Games

Career	26, Myles Gaskin, 2015-18
Season	10, Greg Lewis, 1990; Chris Polk, 2011

Consecutive Games Rushing for 100 Yards

Career	10, Greg Lewis, 1989-90
Season	9, Greg Lewis, 1990

Games Rushing for 200 Yards or More

Career	4, Napoleon Kaufman, 1991-94
Season	3, Napoleon Kaufman, 1994
Game	3, Bishop Sankey, 2013

Rushing Yards by a Freshman

Season	1,302, Myles Gaskin, 2015 (227 att., 14 TDs)
Game	181, Myles Gaskin, 2015 vs. Southern Miss (Heart of Dallas Bowl)

Rushing Yards by a Quarterback

Career	1,939, Jake Locker (2007-10)
Season	986, Jake Locker, 2007
Game	697, Dennis Fitzpatrick, 1974
Game	249, Dennis Fitzpatrick, Washington State, 1974

Rushing Touchdowns

Career	57, Myles Gaskin, 2015-18
Season	24, Corey Dillon, 1996
Game	7, Ervin Daily vs. Whitman, 1919

Rushing Yards

Game	Name	Yards	Opponent
1.	Hugh McElhenny	296	Washington St., 1950
2.	Chris Polk	284	Washington St., 2010
3.	Corey Dillon	259	Oregon, 1996
4.	Credell Green	258	Washington St., 1955
5.	Dillon Johnson	256	USC, 2023
6.	Louis Rankin	255	Stanford, 2007
7.	Napoleon Kaufman	254	San Jose State, 1994
8.	Dennis Fitzpatrick	249	Washington St., 1974
9.	Bishop Sankey	241	California, 2013
10.	Napoleon Kaufman	227	UCLA, 1994

Season

Name (Based on net yards)	TC	NYG	AVG
1. Bishop Sankey (2013)	327	1,870	5.7
2. Corey Dillon (1996)	301	1,695	5.6
3. Chris Polk (2011)	293	1,488	5.1
4. Bishop Sankey (2012)	289	1,439	5.0
5. Chris Polk (2010)	260	1,415	5.4
6. Greg Lewis (1990)	248	1,407	5.7
7. Napoleon Kaufman (1994)	255	1,390	5.5
8. Myles Gaskin (2017)	222	1,380	6.2
9. Myles Gaskin (2016)	237	1,373	5.8
10. Myles Gaskin (2015)	227	1,302	5.7
11. Napoleon Kaufman (1993)	226	1,299	5.7
12. Louis Rankin (2007)	233	1,294	5.6
13. Myles Gaskin (2018)	259	1,268	4.9
14. Greg Lewis (1989)	266	1,197	4.5
15. Dillon Johnson (2023)	233	1,195	5.1
16. Chris Polk (2009)	226	1,113	4.9
17. Joe Steele (1978)	237	1,111	4.7
18. Hugh McElhenny (1950)	179	1,107	6.2
19. Napoleon Kaufman (1992)	182	1,084	6.0
20. Rashaan Shehee (1997)	168	1,055	6.3

Career

Name	TC	NYG	AVG
1. Myles Gaskin (2015-18)	945	5,323	5.6
2. Napoleon Kaufman (1991-94)	735	4,106	5.6
3. Chris Polk (2008-11)	799	4,049	5.1
4. Bishop Sankey (2011-13)	644	3,496	5.4
5. Joe Steele (1976-79)	676	3,168	4.7
6. Greg Lewis (1987-90)	577	2,903	5.0
7. Vince Weathersby (1985-88)	606	2,811	4.6
8. Jacque Robinson (1981-84)	573	2,636	4.6
9. Hugh McElhenny (1949-51)	451	2,499	5.5
10. Louis Rankin (2004-07)	488	2,480	5.1
11. Rich Alexis (2000-03)	596	2,455	4.1
12. Rashaan Shehee (1994-97)	421	2,381	5.7
13. Robin Earl (1973-76)	463	2,351	5.1
14. Willie Hurst (1998-01)	516	2,334	4.5
15. Salvon Ahmed (2017-19)	353	2,016	5.7

Rushing Attempts

Game	Name	No.	Opponent
1.	Bishop Sankey	40	Arizona, 2013
2.	Corey Dillon	38	Washington St., 1996
3.	Corey Dillon	37	USC, 1996
4.	Dennis Fitzpatrick	37	Washington St., 1974
5.	Louis Rankin	36	Stanford, 2007
6.	Corey Dillon	36	Stanford, 1996
7.	Bishop Sankey	35	Illinois, 2013
8.	Jacque Robinson	35	Texas Tech, 1982
9.	Bishop Sankey	34	Washington State, 2013
10.	Bishop Sankey	34	Utah, 2012
11.	Chris Polk	34	Arizona, 2011
12.	Chris Polk	34	Neb., 2010 (Holiday Bowl)
13.	Napoleon Kaufman	34	UCLA, 1994
14.	Greg Lewis	34	Oregon, 1989
15.	Jacque Robinson	34	Washington St., 1984
16.	Jacque Robinson	34	Arizona State, 1982
17.	Don Moore	34	Oregon, 1965

Season

Name	Year	Attempts
1. Bishop Sankey	2013	327
2. Corey Dillon	1996	301
3. Chris Polk	2011	293
4. Bishop Sankey	2012	289
5. Greg Lewis	1989	266
6. Chris Polk	2010	260
7. Myles Gaskin	2018	259
8. Napoleon Kaufman	1994	255
9. Greg Lewis	1990	248
10. Jacque Robinson	1982	238
11. Myles Gaskin	2016	237
12. Joe Steele	1978	237
13. Louis Rankin	2007	233
14. Myles Gaskin	2015	227
15. Chris Polk	2009	226
Napoleon Kaufman	1993	226

Career

Name	Attempts
1. Myles Gaskin (2015-18)	945
2. Chris Polk (2008-11)	799
3. Napoleon Kaufman (1991-94)	735
4. Joe Steele (1976-79)	676
5. Bishop Sankey (2011-13)	644
6. Vince Weathersby (1985-88)	606
7. Rich Alexis (2000-03)	596
8. Greg Lewis (1989-90)	577
9. Jacque Robinson (1981-84)	573
10. Willie Hurst (1998-2001)	516
11. Louis Rankin (2004-06)	488
12. Robin Earl (1974-76)	463
13. Hugh McElhenny (1949-51)	451
14. Kenny James (2003-06)	431
15. Rashaan Shehee (1994-97)	421

Average per Rush

Game (Min. 15 attempts)	Name	Avg. (No.)	Opponent
1.	Hugh McElhenny	14.80 (20-296)	Washington St., 1950
2.	Corey Dillon	13.88 (16-222)	San Jose State, 1996
3.	Myles Gaskin	12.31 (16-197)	Oregon, 2016
4.	Shaq Thompson	11.60 (15-174)	Colorado, 2014
5.	Hugh McElhenny	11.06 (16-177)	Kansas State, 1950
6.	Louis Rankin	10.67 (21-224)	California, 2007
7.	Dillon Johnson	9.84 (26-256)	USC, 2023
8.	Dean Derby	9.80 (15-147)	Illinois, 1956
9.	Chris Polk	9.79 (29-284)	Washington St., 2010
10.	Chris Polk	9.60 (15-144)	Stanford, 2011

Season (Min. 100 attempts)

Name	Year	Yds.	Att.	Avg.
1. Lavon Coleman	2016	852	114	7.5
2. Rich Alexis	2000	816	128	6.4
3. Wayne Taulapapa	2022	887	140	6.3
Rashaan Shehee	1997	1,055	168	6.3
4. Myles Gaskin	2017	1,380	222	6.2
Hugh McElhenny	1950	1,107	179	6.2
7. Napoleon Kaufman	1992	1,084	182	6.0
Credell Green	1955	652	108	6.0
9. Myles Gaskin	2016	1,373	237	5.8
10. Napoleon Kaufman	1993	1,299	226	5.7
Myles Gaskin	2015	1,302	227	5.7
Jake Locker	2007	986	172	5.7
Bishop Sankey	2013	1,870	327	5.7
Rashaan Shehee	1995	995	174	5.7
Greg Lewis	1990	1,407	248	5.7
Beno Bryant	1991	981	173	5.7

Career (Min. 300 attempts)

Name	Yds.	Att.	Avg.
1. Salvon Ahmed (2017-19)	2,016	353	5.7
2. Rashaan Shehee (1994-97)	2,381	421	5.7
3. Myles Gaskin (2015-18)	5,323	945	5.6
4. Corey Dillon (1996)	1,695	301	5.6
5. Napoleon Kaufman (1991-94)	4,106	735	5.6
6. Hugh McElhenny (1949-51)	2,499	451	5.5
7. Bishop Sankey (2011-13)	3,496	644	5.4
8. Beno Bryant (1989-93)	1,826	350	5.2
9. Louis Rankin (2004-07)	2,480	488	5.1
10. Robin Earl (1973-76)	2,351	463	5.1

Rushing Yards Per Game**Season (Min. 9 games)**

Name	Year	Yds.	Gms.	Avg.
1. Bishop Sankey	2013	1,870	13	143.8
2. Corey Dillon	1996	1,695	12	141.3
3. Greg Lewis	1990	1,407	11	127.9
4. Napoleon Kaufman	1994	1,390	11	126.4
5. Napoleon Kaufman	1993	1,299	11	118.1
6. Rashaan Shehee	1997	1,055	9	117.2
7. Chris Polk	2011	1,488	13	114.5
8. Hugh McElhenny	1950	1,107	10	110.7
9. Bishop Sankey	2012	1,439	13	110.7
10. Chris Polk	2010	1,415	13	108.8
11. Myles Gaskin	2017	1,380	13	106.2
12. Myles Gaskin	2018	1,268	12	105.7
13. Joe Steele	1978	1,111	11	101.0
14. Myles Gaskin	2015	1,302	13	100.2
15. Greg Lewis	1989	1,197	12	99.8

Career (Min. 18 games)

Name	Yds.	Gms.	Avg.
1. Myles Gaskin (2015-18)	5,323	52	102.4
2. Chris Polk (2008-11)	4,049	40	101.2
3. Bishop Sankey (2011-13)	3,496	38	92.0
4. Hugh McElhenny (1949-51)	2,499	28	89.3
5. Napoleon Kaufman (1991-94)	4,106	46	89.3
6. Joe Steele (1976-79)	3,168	39	81.2
7. Greg Lewis (1987-90)	2,903	39	74.4
8. Rashaan Shehee (1994-97)	2,381	33	72.2
9. Jacques Robinson (1981-84)	2,636	37	71.2
10. Bishop Sankey (2011-12)	1,626	25	65.0

Rushing Touchdowns**Game**

Name	No.	Opponent		
1. Ervin Daily	7	Whitman, 1919		
2. Corey Dillon	5	UCLA, 1996		
		Hugh McElhenny	5	Washington State, 1950
4. Dillon Johnson	4	USC, 2023		
		Myles Gaskin	4	Washington State, 2017
		Myles Gaskin	4	S. Miss, 2015 HOD Bowl
		Pete Taggares	4	UCLA, 1972
8. Cameron Davis	3	Arizona State, 2022		
		Myles Gaskin	3	two times (2016, 2017)
		Lavon Coleman	3	UCLA, 2017
		Cyler Miles	3	Eastern Washington, 2014
		Bishop Sankey	3	Oregon State, 2013
		Keith Price	3	Baylor, 2011 Alamo Bowl
		Louis Rankin	3	Syracuse, 2007
		Shelton Sampson	3	Oregon, 2003
		Willie Hurst	3	Stanford, 2001
		Corey Dillon	3	three times (1996)
		Rashaan Shehee	3	three times (1995)
		Napoleon Kaufman	3	San Jose State, 1994
		Jay Barry	3	Washington State, 1990
		Greg Lewis	3	two times (1989, 1990)
		Aaron Jenkins	3	Pacific, 1987
		Rick Fenney	3	Stanford, 1985
		Jacque Robinson	3	two times (1984)
		Sterling Hinds	3	Oregon, 1982
		Toussaint Tyler	3	two times (1980)
		Vince Coby	3	California, 1979
		Joe Steele	3	Wyoming, 1979
		Junior Coffey	3	California, 1962

Season

Name	Year	TDs		
1. Corey Dillon	1996	24		
2. Myles Gaskin	2017	21		
3. Bishop Sankey	2013	20		
4. Dillon Johnson	2023	16		
		Bishop Sankey	2012	16
6. Rashaan Shehee	1995	15		
7. Myles Gaskin	2015	14		
		Napoleon Kaufman	1993	14
		Jacque Robinson	1984	14
10. Cameron Davis	2022	13		
		Jake Locker	2009	13
		Hugh McElhenny	1951	13

Career

Name	TDs		
1. Myles Gaskin (2015-18)	57		
2. Bishop Sankey (2011-13)	37		
3. Napoleon Kaufman (1991-94)	34		
4. Joe Steele (1976-79)	32		
5. Jake Locker (2007-10)	29		
		Rashaan Shehee (1994-97)	29
7. Rich Alexis (2000-03)	28		
		Hugh McElhenny (1949-51)	28
9. Jacques Robinson (1981-84)	27		
10. Chris Polk (2008-11)	26		

Rushing Yards by a Quarterback**Game**

Name	Yards	Opponent		
1. Dennis Fitzpatrick	249	Wash. State, 1974		
2. Marques Tuiasosopo	207	Stanford, 1999		
3. Jake Locker	157	Arizona, 2007		
4. Tom Manke	120	Stanford, 1967		
5. Bob Schloredt	111	Wash. State, 1959		
6. Jake Locker	110	USC, 2010		
7. Dennis Fitzpatrick	105	Oregon, 1974		
8. Jake Locker	103	Wash. State, 2007		
9. Jake Locker	102	Ohio State, 2007		
		Dennis Fitzpatrick	102	Iowa State, 1974
		James Anderson	102	Oregon State, 1975

Season

Name	Year	Yds.		
1. Jake Locker	2007	986		
2. Dennis Fitzpatrick	1974	697		
3. Marques Tuiasosopo	1999	571		
4. Tom Manke	1967	483		
5. Mark Brunell	1990	472		
6. Marques Tuiasosopo	2000	469		
7. Jake Locker	2009	388		
8. Jake Locker	2010	385		
9. Isaiah Stanback	2005	353		
10. Isaiah Stanback	2006	350		
		Marques Tuiasosopo	1998	338

Career

Name	Yds.
1. Jake Locker (2007-2010)	1,939
2. Marques Tuiasosopo (1997-2000)	1,495
3. Dennis Fitzpatrick (1972-74)	854
4. Isaiah Stanback (2003-06)	794
5. Bob Schloredt (1958-60)	782
6. Mark Brunell (1989-92)	758
7. Kermit Jorgenson (1959-61)	521
8. Bill Douglas (1962-64)	509
9. Tom Manke (1967-68)	483
10. Warren Moon (1975-77)	425

Longest Rush by a Quarterback**Game**

Name	Yards	Opponent		
1. Tom Manke	81 (TD)	Stanford, 1967		
2. Warren Moon	71 (TD)	USC, 1977		
3. Cyler Miles	61	Idaho St., 2013		
		Steve Pelluer	61 (TD)	Oregon, 1983
5. Billy Joe Hobert	60 (TD)	Wisconsin, 1992		
6. Jake Locker	56 (TD)	Arizona, 2009		
7. Jake Locker	54	USC, 2010		
		Chris Chandler	54	USC, 1987
9. Billy Joe Hobert	50 (TD)	Stanford, 1992		
10. Jake Locker	47	Oregon, 2007		
		Mark Brunell	47 (TD)	Purdue, 1990

Rushing Attempts by a Quarterback**Season**

Name	Year	Att.		
1. Jake Locker	2007	172		
2. Marques Tuiasosopo	1999	149		
3. Marques Tuiasosopo	2000	141		
4. Tom Manke	1967	139		
5. Dennis Fitzpatrick	1974	137		
		Bob Schloredt	1959	137
7. Bill Douglas	1963	126		
8. Cyler Miles	2014	118		
9. Mark Brunell	1990	115		
10. Jake Locker	2010	114		
		Kermit Jorgenson	1961	114

Career

Name	Att.
1. Jake Locker (2007-2010)	454
2. Marques Tuiasosopo (1997-2000)	377
3. Cody Pickett (1999-2003)	326
4. Jake Browning (2015-18)	271
5. Bob Schloredt (1958-60)	253
6. Warren Moon (1975-77)	250
7. Steve Pelluer (1980-83)	241
8. Isaiah Stanback (2003-2006)	234
9. Dennis Fitzpatrick (1972-74)	222
10. Bill Douglas (1962-64)	217

Most 50-yard Rushes**Season**

Name	No.	Year		
1. Myles Gaskin	4	2015		
		Dwayne Washington	4	2014
3. Chris Polk	3	2010		
		Rich Alexis	3	2000
		Napoleon Kaufman	3	1994
		Hugh McElhenny	3	1950
6. 15 players tied	2			

Career

Name	No.		
1. Myles Gaskin (2015-18)	10		
2. Dwayne Washington (2013-15)	7		
3. Chris Polk (2008-11)	6		
		Napoleon Kaufman (1991-94)	6
5. Joe Steele (1976-79)	5		
		Rich Alexis (2000-03)	5
7. Salvon Ahmed (2017-19)	4		
		Myles Gaskin (2015-18)	4
		Rashaan Shehee (1994-97)	4
		Hugh McElhenny (1949-51)	4

Longest Rushes (50+ Yards)

Name	Yds.	Opponent
1. Sterling Hill	94 (TD)	Puyallup (1898)
Dean Derby	92 (TD)	Illinois, 1956
3. Napoleon Kaufman	91 (TD)	San Jose State, 1994
Hugh McElhenny	91 (TD)	Kansas State, 1950
5. Salvon Ahmed	89 (TD)	USC, 2019
6. Ron Medved	88 (TD)	Stanford, 1963
7. Myles Gaskin	86 (TD)	Southern Miss, 2015
Rich Alexis	86 (TD)	Arizona State, 2000
9. Rashaan Shehee	85 (TD)	Washington State, 1995
Charlie Mitchell	85 (TD)	Idaho, 1960
Ervin Dailey	85 (TD)	Whitman, 1919
Ron Gipson	83 (TD)	Stanford, 1977
Joe Steele	83 (TD)	Stanford, 1977
Hugh McElhenny	83 (TD)	Washington State, 1950
Jay Barry	81 (TD)	Nebraska, 1991
Tom Manke	81 (TD)	Stanford, 1967
Myles Gaskin	80 (TD)	Washington State, 2018
Paul Arnold	80 (TD)	Washington State, 1999
Rashaan Shehee	80 (TD)	Stanford, 1995
Napoleon Kaufman	79	UCLA, 1994
Myles Gaskin	78 (TD)	Sacramento State, 2015
Corey Dillon	78 (TD)	San Jose State, 1996
Greg Lewis	78	Purdue, 1989
Jack Stackpool	78 (TD)	USC, 1940
Louis Rankin	77 (TD)	Washington State, 2006
Shelton Sampson	77 (TD)	Oregon, 2003
Napoleon Kaufman	76 (TD)	UCLA, 1994
Rashaan Shehee	75	BYU, 1997
Corey Dillon	75	Oregon, 1996
Beno Bryant	73 (TD)	Arizona, 1990
John Brady	73	Navy, 1970
Myles Gaskin	72 (TD)	Oregon, 2015
Chris Polk	72	Washington State, 2010
Joe Steele	72 (TD)	Oregon, 1976
Dwayne Washington	71 (TD)	Oregon State, 2013
Warren Moon	71 (TD)	USC, 1977
Deontae Cooper	70	Oregon State, 2013
Napoleon Kaufman	70	Arizona State, 1992
Myles Gaskin	69 (TD)	Penn State, 2017
Dwayne Washington	69 (TD)	Arizona, 2015
Joe Steele	69 (TD)	Fresno State, 1979
Hugh McElhenny	69 (TD)	Stanford, 1951
Myles Gaskin	68	Oregon, 2016
Dwayne Washington	68 (TD)	Oregon State, 2014
Deontae Cooper	68	Oregon State, 2013
Louis Rankin	68 (TD)	San Jose State, 2006
Spider Gaines	68	USC, 1978
Aaron Jenkins	67	Purdue, 1988
Dwayne Washington	66 (TD)	Arizona, 2014
Leon Neal	66	Ohio State, 1995
Cookie Jackson	66 (TD)	California, 1984
Charlie Mitchell	66 (TD)	Illinois, 1961
Myles Gaskin	65 (TD)	Oregon, 2016
Willie Hurst	65 (TD)	Arizona, 2000
Beno Bryant	65 (TD)	California, 1991
Bill Albrecht	65 (TD)	Oregon, 1951
Myles Gaskin	64	Oregon State, 2018
Mike Reed	64 (TD)	Michigan State, 1997
Napoleon Kaufman	63 (TD)	Arizona State, 1992
Joe Steele	63 (TD)	San Jose State, 1977
James Anderson	63 (TD)	Syracuse, 1973
Willie Hurst	62	UCLA, 2000
Rashaan Shehee	62 (TD)	Arizona, 1997
Harvey Blanks	62 (TD)	Idaho, 1968
Cyler Miles	61	Idaho State, 2013
Bishop Sankey	61 (TD)	Stanford, 2012
Chris Polk	61 (TD)	Washington State, 2011
Roland Kirkby	61 (TD)	Washington State, 1950
Steve Pelluer	61 (TD)	Oregon, 1983
Salvon Ahmed	60 (TD)	Oregon State, 2019
Dwayne Washington	60 (TD)	Washington State, 2014
Bishop Sankey	60 (TD)	Oregon, 2013

Billy Joe Hobert	60 (TD)	Wisconsin, 1992
Tom Scott	60 (TD)	Purdue, 1971
Dennis Fitzpatrick	60	Washington State, 1974
Salvon Ahmed	59	Oregon State, 2018
Bishop Sankey	59 (TD)	California, 2013
Terrance Dailey	59 (TD)	Oregon State, 2008
Rich Alexis	59	Michigan, 2002
Ron Gipson	59 (TD)	Stanford, 1977
Ron Rowland	59 (TD)	Washington State, 1976
Salvon Ahmed	58 (TD)	Oregon, 2017
Napoleon Kaufman	58 (TD)	Oregon, 1993
Mike McCluskey	58 (TD)	Washington State, 1956
Hugh McElhenny	58 (TD)	Oregon State, 1950
Wayne Taulapapa	57	Colorado, 2022
Myles Gaskin	57 (TD)	Colorado, 2017
Shaq Thompson	57 (TD)	Eastern Washington, 2014
Chris Polk	57 (TD)	Washington State, 2010
Shaq Thompson	56 (TD)	Colorado, 2014
Chris Polk	56 (TD)	Baylor, 2011 Alamo Bowl
Jake Locker	56 (TD)	Arizona, 2009
Robin Earl	56	UCLA, 1975
Kenny James	56	Oregon, 2003
Lavon Coleman	55 (TD)	Arizona, 2016
Jason Harris	55 (TD)	UCLA, 1997
Beno Bryant	55 (TD)	USC, 1991
Toussaint Tyler	55 (TD)	Oregon, 1978
Richard Newton	54 (TD)	Arizona, 2020
Lavon Coleman	54	Eastern Washington, 2014
Jake Locker	54	USC, 2010
Kenny James	54 (TD)	Oklahoma, 2006
Chris Chandler	54	USC, 1987
Dillon Johnson	53	USC, 2023
Myles Gaskin	53	Arizona State, 2015
Rich Alexis	53 (TD)	Stanford, 2003
Greg Lewis	53 (TD)	Oregon, 1990
Sterling Hinds	53 (TD)	Navy, 1983
Kyle Stevens	53	Arizona State, 1978
Dillon Johnson	52 (TD)	USC, 2023
Dwayne Washington	52	Colorado, 2013
Chris Polk	52	Syracuse, 2010
Kenny James	52 (TD)	San Jose State, 2004
Vince Coby	52	USC, 1979
Dwayne Washington	51	Washington State, 2014
Zach Tuiasosopo	50	Fresno State, 2004
Rich Alexis	50	Purdue, 2001 Rose Bowl
Rich Alexis	50 (TD)	Miami, 2000
Billy Joe Hobert	50 (TD)	Stanford, 1992
Jacque Robinson	50 (TD)	Arizona, 1984
Joe Steele	50	Oregon State, 1978

Longest Non-Scoring Rush

Name	Yds.	Opponent
1. Napoleon Kaufman	79	UCLA, 1994
2. Greg Lewis	78	Purdue, 1989
3. Rashaan Shehee	75	BYU, 1997
Corey Dillon	75	Oregon, 1996
5. John Brady	73	Navy, 1970
6. Chris Polk	72	Washington State, 2010
7. Deontae Cooper	70	Oregon State, 2013
Napoleon Kaufman	70	Arizona State, 1992
9. Myles Gaskin	68	Oregon, 2016
Deontae Cooper	68	Oregon State, 2013
Spider Gaines	68	USC, 1978

Yearly Longest Rush

Year	Yards	Player vs. Opponent
2023	53 yards	Dillon Johnson at USC
2022	57 yards	Wayne Taulapapa vs. Colorado
2021	39 yards (td)	Sean McGrew at Oregon State
2020	54 yards (td)	Richard Newton vs. Arizona
2019	89 yards (td)	Salvon Ahmed vs. USC
2018	80 yards (td)	Myles Gaskin vs. Washington State
2017	69 yards (td)	Myles Gaskin vs. Penn State
2016	68 yards	Myles Gaskin at Oregon
2015	86 yards (td)	Myles Gaskin vs. Southern Miss
2014	68 yards (td)	Dwayne Washington vs. Oregon State
2013	71 yards (td)	Dwayne Washington at Oregon State
2012	61 yards (td)	Bishop Sankey vs. Stanford
2011	61 yards (td)	Chris Polk vs. Stanford
2010	72 yards	Chris Polk vs. Washington State
2009	56 yards (td)	Jake Locker vs. Arizona
2008	59 yards (td)	Terrance Dailey vs. Oregon State
2007	47 yards	Louis Rankin vs. Syracuse (td); Jake Locker vs. Oregon
2006	77 yards (td)	Louis Rankin at Washington State
2005	49 yards	Louis Rankin at UCLA
2004	52 yards (td)	Kenny James vs. San Jose State
2003	77 yards	Shelton Sampson vs. Oregon
2002	59 yards	Rich Alexis at Michigan
2001	42 yards	Willie Hurst vs. Texas, 2001
2000	86 yards (td)	Rich Alexis at Arizona State
1999	80 yards (td)	Paul Arnold vs. Washington State
1998	46 yards	Marques Tuiaosopo vs. BYU
1997	75 yards	Rashaan Shehee at BYU
1996	78 yards (td)	Corey Dillon vs. San Jose State
1995	85 yards (td)	Rashaan Shehee vs. Washington State
1994	91 yards (td)	Napoleon Kaufman vs. San Jose State
1993	58 yards (td)	Napoleon Kaufman vs. Oregon
1992	70 yards	Napoleon Kaufman at Arizona State
1991	81 yards (td)	Jay Barry vs. Nebraska
1990	73 yards (td)	Beno Bryant vs. Arizona
1989	78 yards	Greg Lewis vs. Purdue
1988	67 yards	Aaron Jenkins vs. Purdue
1987	54 yards	Chris Chandler vs. USC
1986	42 yards	Vince Weathersby vs. Oregon
1985	36 yards	Vince Weathersby vs. BYU
1984	66 yards (td)	Cookie Jackson vs. California
1983	68 yards	Jacque Robinson vs. Oregon State
1982	43 yards	Jacque Robinson vs. Texas Tech
1981	48 yards	Dennis Brown vs. Pacific; vs. Oregon State
1980	34 yards (td)	Toussaint Tyler vs. Air Force
1979	69 yards (td)	Joe Steele vs. Fresno State
1978	68 yards	Spider Gaines vs. USC
1977	83 yards (td)	Joe Steele vs. Stanford
1976	72 yards (td)	Joe Steele vs. Oregon
1975	56 yards	Robin Earl vs. UCLA
1974	60 yards	Dennis Fitzpatrick vs. Washington State
1973	63 yards (td)	James Anderson vs. Syracuse
1972	27 yards	Pete Taggares vs. California
1971	60 yards (td)	Tom Scott vs. Purdue
1970	73 yards	John Brady vs. Navy
1969	38 yards	Joe Bell vs. Oregon State
1968	62 yards (td)	Harvey Blanks vs. Idaho
1967	81 yards (td)	Tom Manke vs. Stanford
1966	47 yards (td)	Don Moore vs. Ohio State
1965	38 yards (td)	Ron Medved vs. Washington State
1964	43 yards (td)	Junior Coffey vs. Baylor
1963	88 yards (td)	Ron Medved vs. Stanford
1962	57 yards (td)	Junior Coffey vs. California
1961	66 yards (td)	Charlie Mitchell vs. Illinois
1960	40 yards	Kermit Jorgensen vs. Idaho
1959	48 yards	Bob Schlorede vs. Washington State
1958	31 yards	Carver Gayton vs. San Jose State
1957	53 yards (td)	Jim Jones vs. Oregon State
1956	92 yards (td)	Dean Derby vs. Illinois
1955	50 yards (td)	Credell Green vs. Washington State
1954	41 yards	Stewart Crook vs. Oregon State
1953	33 yards	Jack Nugent vs. Colorado
1952	37 yards	Bill Earley vs. Washington State
1951	69 yards (td)	Hugh McElhenny vs. Stanford

Yearly Rushing Leaders

Year	Name	No.	Yds.	Avg.	TD
2023	Dillon Johnson	233	1,195	5.1	16
2022	Wayne Taulapapa	140	887	6.3	11
2021	Sean McGrew	110	434	3.9	8
2020	Sean McGrew	43	227	5.3	4
2019	Salvon Ahmed	188	1,016	5.4	11
2018	Myles Gaskin	259	1,268	4.9	12
2017	Myles Gaskin	222	1,380	6.2	21
2016	Myles Gaskin	237	1,373	5.8	10
2015	Myles Gaskin	227	1,302	5.7	14
2014	Dwayne Washington	132	697	5.3	9
2013	Bishop Sankey	327	1,870	5.7	20
2012	Bishop Sankey	289	1,439	5.0	16
2011	Chris Polk	293	1,488	5.1	12
2010	Chris Polk	260	1,415	5.4	9
2009	Chris Polk	226	1,113	4.9	5
2008	Terrance Dailey	75	338	4.5	1
2007	Louis Rankin	233	1,294	5.6	6
2006	Louis Rankin	142	666	4.7	4
2005	James Sims	112	495	4.4	6
2004	Kenny James	172	702	4.1	5
2003	Rich Alexis	138	566	4.1	4
2002	Rich Alexis	202	688	3.4	10
2001	Willie Hurst	154	744	4.8	9
2000	Rich Alexis	128	816	6.4	9
1999	Marques Tuiaosopo	149	571	3.8	6
1998	Willie Hurst	158	604	3.8	4
1997	Rashaan Shehee	168	1,055	6.3	10
1996	Corey Dillon	301	1,695	5.6	24
1995	Rashaan Shehee	174	995	5.7	15
1994	Napoleon Kaufman	255	1,390	5.5	9
1993	Napoleon Kaufman	226	1,299	5.7	14
1992	Napoleon Kaufman	182	1,084	6.0	7
1991	Beno Bryant	173	981	5.7	8
1990	Greg Lewis	248	1,407	5.7	8
1989	Greg Lewis	266	1,197	4.5	10
1988	Aaron Jenkins	138	691	5.0	4
1987	Vince Weathersby	160	766	4.8	2
1986	Vince Weathersby	169	908	5.4	4
1985	Vince Weathersby	134	523	3.9	2
1984	Jacque Robinson	223	1,036	4.6	14
1983	Sterling Hinds	168	859	5.1	5
1982	Jacque Robinson	238	976	4.1	7
1981	Ron Jackson	167	647	3.9	4
1980	Kyle Stevens	165	765	4.6	7
1979	Joe Steele	151	694	4.6	11
1978	Joe Steele	237	1,111	4.7	5
1977	Joe Steele	211	942	4.5	10
1976	Ron Rowland	203	1,002	4.9	6
1975	Robin Earl	167	782	4.7	1
1974	Dennis Fitzpatrick	137	697	5.1	6
1973	Pete Taggares	93	342	3.7	1
1972	Pete Taggares	127	450	3.5	8
1971	Pete Taggares	102	401	3.9	5
1970	Bo Cornell	97	340	3.5	4
1969	Bo Cornell	136	613	4.5	4
1968	Carl Wojciechowski	138	651	4.7	1
1967	Tom Manke	139	483	3.4	3
1966	Don Moore	88	447	5.1	2
1965	Don Moore	144	637	4.4	6
1964	Junior Coffey	147	638	4.5	2
1963	Ron Medved	75	431	5.7	1
1962	Junior Coffey	98	581	5.9	8
1961	Jim Stiger	130	582	4.5	2
1960	Ray Jackson	108	500	4.6	5
1959	Ray Jackson	107	521	4.9	3
1958	Mike McCluskey	60	292	4.9	2
1957	Jim Jones	105	488	4.6	2
1956	Luther Carr	75	469	6.3	5
1955	Credell Green	108	652	6.0	5
1954	Bob McNamee	78	291	3.7	0
1953	Bob Dunn	52	236	4.5	0
1952	Jack Nugent	100	433	4.4	5
1951	Hugh McElhenny	169	936	5.5	13
1950	Hugh McElhenny	179	1,107	6.2	12
1949	Hugh McElhenny	103	456	4.4	2
1948	Gordon Hungar	63	268	4.3	0
1947	Brooks Biddle	66	324	5.0	—
1946	Fred Provo	64	307	4.7	—
1942-45	Statistics Unavailable				
1941	Robert Barrett	125	445	3.56	—
1940	Jadk Stackpool	84	411	4.9	—
1939	Don Jones	94	247	2.6	—
1938	Jimmy Johnston, rh	88	472	5.3	—
1937	Merle Miller	118	456	3.9	—

Washington Record Book — 1,000-Yard Rushers

Bishop Sankey, 2012

Opponent	TC	Yds.	Lost	Net	Avg.	TD	LG
San Diego State	22	77	11	66	3.0	1	20
LSU	8	20	4	16	2.0	0	9
Portland State	14	103	0	103	7.4	2	21
Stanford	20	151	7	144	7.2	1	61
Oregon	25	107	3	104	4.2	2	15
USC	14	56	2	54	3.9	0	14
Arizona	19	89	2	87	4.6	1	14
Oregon State	25	98	6	92	3.7	2	13
California	29	195	6	189	6.5	2	27
Utah	34	158	2	156	4.6	2	25
Colorado	23	141	2	139	6.0	0	40
Washington State	26	91	7	84	3.2	2	9

2012 Las Vegas Bowl

Boise State	30	205	0	205	6.8	1	33
Totals	289	1,491	52	1,439	5.0	16	61

Bishop Sankey, 2013

Opponent	TC	Yds.	Lost	Net	Avg.	TD	LG
Boise State	25	163	2	161	6.4	2	23
Illinois	35	211	3	208	5.9	1	25
Idaho State	4	77	0	77	19.2	1	36
Arizona	40	162	1	161	4.0	1	17
Stanford	27	136	11	125	4.6	2	30
Oregon	28	174	7	167	6.0	2	60
Arizona State	13	32	10	22	1.7	1	9
California	27	249	8	241	8.9	2	59
Colorado	23	147	4	143	6.2	1	20
UCLA	27	95	4	91	3.4	1	12
Oregon State	23	179	0	179	7.8	3	48
Washington State	34	202	2	200	5.9	1	30

2013 Fight Hunger Bowl

BYU	21	104	9	95	4.5	2	17
Totals	327	1,931	61	1,870	5.7	20	60

Myles Gaskin, 2015

Opponent	TC	Yds.	Lost	Net	Avg.	TD	LG
Boise State	5	9	4	5	1.0	0	3
Sacramento State	14	150	4	146	10.4	3	78
Utah State	15	47	5	42	2.8	0	13
California	5	16	0	16	3.2	0	6
USC	22	134	0	134	6.1	1	31
Oregon	18	157	2	155	8.6	1	72
Stanford	18	115	7	108	6.0	1	28
Arizona	11	51	2	49	4.5	0	21
Utah	20	96	3	93	9.2	1	32
Arizona State	18	113	5	108	6.0	1	53
Oregon State	23	127	0	127	5.5	0	23
Washington State	32	143	5	138	4.3	2	20

2015 Heart of Dallas Bowl

Southern Miss	26	190	9	181	7.0	4	86
Totals	227	1,348	46	1,302	5.7	14	86

Myles Gaskin, 2016

Opponent	TC	Yds.	Lost	Net	Avg.	TD	LG
Rutgers	15	60	3	57	3.8	0	18
Idaho	12	67	0	67	5.6	1	11
Portland State	13	93	0	93	7.2	1	37
Arizona	24	88	3	85	3.5	0	10
Stanford	18	100	0	100	5.6	2	14
Oregon	16	202	5	197	12.3	1	68
Oregon State	18	128	0	128	7.1	1	26
Utah	19	155	4	151	7.9	1	26
California	16	76	2	74	4.6	1	14
USC	15	55	4	51	3.4	0	11
Arizona State	16	131	4	127	7.9	1	45
Washington State	16	56	6	50	3.1	1	9
Colorado	29	162	3	159	5.5	0	12

2016 Chick-Fil-A Peach Bowl

Alabama	10	34	0	34	3.4	0	10
Totals	237	1,407	34	1,373	5.8	10	68

Myles Gaskin, 2017

Opponent	TC	Yds.	Lost	Net	Avg.	TD	LG
Rutgers	7	59	0	59	8.4	0	17
Montana	9	38	0	38	4.2	1	9
Fresno State	8	61	5	56	7.0	2	28
Colorado	27	207	5	202	7.5	2	57
Oregon State	15	117	4	113	7.5	1	32
California	24	100	9	91	3.8	2	11
Arizona State	14	68	1	67	4.8	0	17
UCLA	27	175	6	169	6.3	1	37
Oregon	17	126	3	123	7.2	1	34
Stanford	18	122	2	120	6.7	3	8
Utah	17	52	0	52	3.1	2	9
Washington State	25	197	5	192	7.7	4	43

2017 PlayStation Fiesta Bowl

Alabama	14	106	8	98	7.0	2	69
Totals	222	1,428	48	1,380	6.2	21	69

Myles Gaskin, 2018

Opponent	TC	Yds.	Lost	Net	Avg.	TD	LG
Auburn	17	79	4	75	4.4	0	25
North Dakota	15	56	3	53	3.5	1	24
Utah	30	155	12	143	4.8	1	38
Arizona State	21	97	11	86	4.1	0	14
BYU	14	82	1	81	5.8	1	21
UCLA	27	116	0	116	4.3	2	17
Oregon	15	71	2	69	4.6	0	10
Stanford	28	152	4	148	5.3	1	37
Oregon State	18	153	18	135	7.5	1	64
Washington State	27	174	4	170	6.3	3	80
Utah	23	75	4	71	3.1	0	11

2018 Rose Bowl

Ohio State	24	121	0	121	5.0	2	19
Totals	249	1,331	63	1,268	4.9	12	80

Salvon Ahmed, 2019

Opponent	TC	Yds.	Lost	Net	Avg.	TD	LG
Eastern Washington	15	51	7	44	2.9	1	9
California	21	119	0	119	5.7	1	21
Hawai'i	8	83	0	83	10.4	0	42
BYU				did not play			
USC	17	156	3	153	9.0	1	89
Stanford	6	28	0	28	4.7	0	7
Arizona	23	100	5	95	4.1	3	13
Oregon	24	146	6	140	5.8	1	20
Utah	14	50	0	50	3.6	0	10
Oregon State	25	178	4	174	7.0	2	60
Colorado	13	37	8	29	2.2	0	10
Washington State	16	92	7	85	5.3	0	22

2019 Las Vegas Bowl

Boise State	6	23	3	20	3.3	2	12
Totals	188	1,063	43	1,020	5.4	11	89

Dillon Johnson, 2023

Opponent	TC	Yds.	Lost	Net	Avg.	TD	LG
Boise State	7	14	2	12	1.7	1	4
Tulsa				did not play			
Michigan State	7	73	2	71	8.9	0	45
California	10	69	3	66	6.6	1	19
Arizona	16	93	2	91	5.7	2	28
Oregon	20	103	3	100	5.0	1	17
Arizona State	8	18	12	6	0.8	0	13
Stanford	18	86	2	8	4.7	1	13
USC	26	263	7	256	9.8	4	53
Utah	23	111	7	104	4.5	1	28
Oregon State	16	93	4	89	5.6	0	43
Washington State	21	83	1	82	3.9	1	9
Oregon (Pac-12 CG)	28	153	1	152	5.4	2	18

2024 Sugar Bowl

Texas	21	51	2	49	2.3	2	7
-------	----	----	---	----	-----	---	---

2024 College Football Championship Game

Michigan	11	33	0	33	3.0	0	7
Totals	233	1,243	48	1,194	5.1	16	53

Washington Record Book — 100-Yard Rushing Games

Yds.	Name	Opponent	Year	W/L
112	Carl Wojciechowski	Wisconsin	1968	W
112	Junior Coffey	UCLA	1962	W
111	Bob Schloredt	Washington State	1959	W
110	Sean McGrew	BYU	2019	W
110	Chris Polk	Arizona State	2010	L
110	Jake Locker	USC	2010	W
110	Don Moore	California	1965	L
110	Junior Coffey	Oregon	1963	W
109	Dwayne Washington	California	2015	L
109	Chris Polk	Oregon State	2011	L
108	Wayne Taulapapa	Texas	2022*	W
108	Lavon Coleman	California	2016	W
108	Myles Gaskin	Stanford	2015	L
108	Myles Gaskin	Arizona State	2015	L
108	Willie Hurst	Stanford	2001	W
108	Willie Hurst	Oregon State	1999	W
108	Greg Lewis	Stanford	1990	W
108	Robin Earl	Virginia	1976	W
107	Wayne Taulapapa	Colorado	2022	W
107	Chris Polk	Hawai'i	2011	W
107	Rich Alexis	Oregon State	2000	W
107	Aaron Jenkins	Pacific	1987	W
107	Robin Earl	USC	1976	L
107	Don Moore	Washington State	1965	W
106	Sean McGrew	Arizona	2019	W
106	Glenn Bonner	California	1972	W
106	Joe Steele	Wyoming	1979	W
106	Joe Steele	USC	1977	W
105	Chris Polk	Oregon State	2010	W
105	Braxton Cleman	Washington State	2000	W
105	Leon Neal	Arizona State	1995	W
105	Dennis Fitzpatrick	Oregon	1974	W
105	Ray Jackson	California	1959	W
105	Hugh McElhenny	Utah	1949	W
104	Dillon Johnson	Utah	2023	W
104	Sean McGrew	Oregon State	2021	L
104	Bishop Sankey	Oregon	2012	L
104	Chris Polk	Oregon	2009	L
104	Kenny James	Oregon	2003	W
104	Robin Earl	Stanford	1974	L
104	Credell Green	Oregon	1956	W
103	Bishop Sankey	Portland State	2012	W
103	Jake Locker	Washington State	2007	L
103	Greg Lewis	Arizona	1990	W
103	Aaron Jenkins	UCLA	1987	L
103	Sterling Hinds	Oregon	1982	W
103	Ron Jackson	Washington State	1981	W
103	Vince Coby	USC	1979	L
103	Charlie Mitchell	Oregon State	1960	W
102	Terrance Dailey	Oregon State	2008	L
102	Jake Locker	Ohio State	2007	L
102	Isaiah Stanback	San Jose State	2006	W
102	Willie Hurst	USC	2001	W
102	Paul Arnold	Oregon State	2000	W
102	Tony Covington	Washington State	1985	L
102	Joe Steele	Kansas	1978	W
102	James Anderson	Oregon State	1975	W
102	Dennis Fitzpatrick	Iowa State	1974	W
102	Gary James	California	1967	W
101	Lavon Coleman	Colorado	2016	W
101	Napoleon Kaufman	Oregon	1994	L
101	Greg Lewis	Purdue	1990	W
101	Greg Lewis	Colorado	1990	L
101	Kyle Stevens	Arizona State	1978	W
101	Robin Earl	Indiana	1976	L
101	Ron Medved	Washington State	1965	W
100	Dillon Johnson	Oregon	2023	W
100	Myles Gaskin	Stanford	2016	W
100	Shaq Thompson	UCLA	2014	L
100	Dwayne Washington	Oregon State	2014	W
100	Chris Polk	Washington State	2011	W
100	Braxton Cleman	Air Force	1999	L
100	Braxton Cleman	UCLA	1998	L
100	Maurice Shaw	San Jose State	1996	W
100	Charlie Mitchell	Pacific	1960	W

* Indicates Bowl Game

Career 100-Yard Rushing Games

Name	No.
1. Myles Gaskin	26
2. Chris Polk	21
3. Napoleon Kaufman	17
4. Bishop Sankey	16
5. Greg Lewis	15
6. Robin Earl	12
7. Louis Rankin	11
Joe Steele	11
9. Hugh McElhenny	10
Jacque Robinson	10
Rashaan Shehee	10

Consecutive 100-Yard Rushing Games

Name	No.
1. Greg Lewis, 1989-90	10
2. Corey Dillon, 1996	7
3. Chris Polk, 2010-11	5
4. Myles Gaskin, 2016	4
Myles Gaskin, 2015	4
Chris Polk, 2011	4
Chris Polk, 2009	4
Rashaan Shehee, 1997	4
9. Wayne Taulapapa, 2022	3
Myles Gaskin, 2017	3
Myles Gaskin, 2015	3
Dwayne Washington, 2014	3
Bishop Sankey, 2013	3
Bishop Sankey, 2012	3
Bishop Sankey, 2012	3
Joe Steele, 1978	3

Three 100-Yard Rushers in a Game

Names	Yards	Opponent
Corey Dillon/Terry Hollimon/Maurice Shaw	222/148/100	San Jose St., 1996
Bishop Sankey/Deontae Cooper/Dwayne Washington	179/166/141	Oregon State, 2013

Two 100-Yard Rushers in a Game

Names	Yards	Opponent
Myles Gaskin and Lavon Coleman	159/101	Colorado, 2016
Chris Polk and Jesse Callier	138/107	UCLA 2010
Louis Rankin and Brandon Johnson	224/121	California, 2007
Shelton Sampson and Kenny James	131/104	Oregon, 2003
Rich Alexis and Braxton Cleman	124/105	Washington State, 2000
Rich Alexis and Paul Arnold	107/102	Oregon State, 2000
Willie Hurst and Braxton Cleman	114/110	UCLA, 1998
Beno Bryant and Jay Barry	139/110	Nebraska, 1991
Jacque Robinson and Ron Jackson	152/119	California, 1984
Toussaint Tyler and Joe Steele	151/126	Oregon, 1978
Joe Steele and Ron Gipson	177/138	Stanford, 1977
Ron Rowland and Robin Earl	196/121	Washington State, 1976
Joe Steele and Ron Rowland	157/130	Oregon, 1976
Ron Rowland and Robin Earl	183/108	Virginia, 1976
Ron Rowland and Robin Earl	131/101	Indiana, 1976
Dennis Fitzpatrick and Robin Earl	249/130	Washington State, 1974
Willie Hendricks and Dennis Fitzpatrick	148/102	Iowa State, 1974
Hugh McElhenny and Roland Kirkby	147/140	Washington St, 1949

Washington Record Book — Individual Passing

Passing Yards

Career	12,296, Jake Browning (2015-18)
Season	4,903, Michael Penix Jr., 2023
Game	516, Michael Penix Jr., vs. Arizona, 2022

Passing Yards By Class

Freshman	2,955, Jake Browning, 2015
Sophomore	3,430, Jake Browning, 2016
Junior	4,641, Michael Penix Jr., 2022
Senior	4,903, Michael Penix Jr. 2023

Passing Yards Per Game

Career (Min. 18 games):	340.9, Michael Penix Jr., 2022-23 (9,544 yds., 28 games)
Season (Min. 9 games):	357.0, Michael Penix Jr., 2022 (4,641 yds., 13 games)

Passing Yards Per Attempt

Career (Min. 100 attempts.):	9.19, Bob Schloredt, 1958-60 (1,195 yds., 130 att.)
Season (Min. 100 attempts):	8.83, Michael Penix Jr., 2023 (4,903 yards, 555 att.)
Game:	22.1, Chris Rowland, vs. Washington State, 1973 (354 yards, 16 att.)

Pass Attempts

Career	1,483, Jake Browning (2015-18)
Season	612, Cody Pickett, 2002
Game	62, Brock Huard vs. USC, 1998
Quarter	31, Chris Rowland vs. California (4th), 1973 (NCAA Record)

Pass Attempts Per Game

Career (Min. 18 games):	39.6, Michael Penix Jr., 2022-23 (1,109 att., 28 games)
Season (Min. 9 games):	47.1, Cody Pickett, 2002 (612 att., 13 games)

Pass Completions

Career	958, Jake Browning (2015-18)
Season	365, Cody Pickett, 2002
Game	35, Cody Pickett vs. Cal, 2002; at Washington State, 2002

Pass Completions Per Game

Career (Min. 18 games):	25.9, Michael Penix Jr., 2022-23 (725 comp., 28 games)
Season (Min. 9 games):	28.1, Cody Pickett, 2002 (365 comp., 13 games)

Passing Yards Per Completion

Career (Min. 100 completions):	14.76, Chris Rowland, 1973-75 (2,966 yds., 201 comp.)
Season (Min. 50 completions):	16.41, Sonny Sixkiller, 1971 (2,068 yds., 126 comp.)
Game (Min. 10 comps):	30.00, Marques Tuiasosopo, 1999 at Cal (300 yds., 10 comp.)

Most Touchdown Passes

Career	94, Jake Browning (2015-18)
Season	43, Jake Browning, 2016
Game	6, Jake Browning at California, 2016 6, Jake Browning at Oregon, 2016
Quarter	4, Cody Pickett at Oregon, 2002; Chris Chandler vs. BYU, 1986; Chris Rowland vs. California, 1973

Passes Had Intercepted

Career	51, Sonny Sixkiller, 1970-72
Season	24, Chris Rowland, 1973
Game	6, Sonny Sixkiller vs. Oregon State, 1970

Pass Attempts Without Interception

Season	143, Keith Price, 2013
Career	151, Brock Huard, 1996-97

Lowest Interception Percentage

Career (Min. 400 attempts):	1.71%, Michael Penix Jr., 2022-23 (1,109 att., 19 int.)
Season (Min. 100 attempts):	1.22%, Cyler Miles, 2014 (329 att., 4 int.)

Completion Percentage

Career (Min. 200 completions):	.656 (256-390), Cyler Miles, 2013-14
Season (Min. 100 completions):	.685 (230-336), Jake Browning, 2017
Game (Min. 10 completions):	.941 (16-17), Tom Flick vs. Arizona, 1980

Highest Passing Efficiency Rating

(Multiply a player's yards per att. by 8.4, add his completion pct., add his touchdown pct. times 3.3, then subtract his interception pct. times two)

Career (Min. 250 completions):	154.2, Michael Penix Jr., 2022-23
Season (Min. 100 completions):	167.5, Jake Browning, 2016

Touchdown Passes Per Game

Career (Min. 18 games):	2.39, Michael Penix Jr., 2022-23 (67 TDs, 28 games)
Season (Min. 9 games):	3.07, Jake Browning, 2016 (43 TDs, 14 games)

Touchdown Passes By Class

Freshman	16, Jake Browning, 2015
Sophomore	43, Jake Browning, 2016
Junior	31, Michael Penix Jr., 2022
Senior	36, Michael Penix Jr., 2023

Passing Yards Game

Name	No.	Opponent
1. Michael Penix Jr.	516	Arizona, 2022
2. Michael Penix Jr.	485	Washington State, 2022
3. Michael Penix Jr.	473	Michigan State 2023
4. Cody Pickett	455	Arizona, 2001
5. Michael Penix Jr.	450	Boise State, 2023
6. Keith Price	438	Baylor, 2011 Alamo Bowl
Cody Pickett	438	Idaho, 2002
8. Michael Penix Jr.	430	Texas, 2024 Sugar Bowl
9. Cody Pickett	429	UCLA, 2002
10. Cary Conklin	428	Arizona State, 1989

Season

Name	PA	PC	PCT	TD	YDS
1. Michael Penix Jr. (2023)	555	363	.654	36	4,903
2. Michael Penix Jr. (2022)	554	362	.653	31	4,641
3. Cody Pickett (2002)	612	365	.596	28	4,458
4. Jake Browning (2016)	391	243	.621	43	3,430
5. Jake Browning (2018)	388	252	.649	16	3,192
6. Jacob Eason (2019)	405	260	.642	23	3,132
7. Keith Price (2011)	362	242	.669	33	3,063
8. Cody Pickett (2003)	454	257	.566	15	3,043
9. Keith Price (2013)	352	233	.662	21	2,966
10. Jake Browning (2015)	368	233	.633	16	2,955
11. Jake Locker (2009)	394	230	.584	21	2,800
12. Cary Conklin (1989)	404	229	.567	18	2,786
13. Keith Price (2012)	432	263	.609	19	2,726
14. Jake Browning (2017)	336	230	.685	19	2,719
15. Cody Pickett (2001)	355	196	.552	12	2,696

Career

Name (Years)	PA	PC	PCT	TD	YDS
1. Jake Browning (2015-18)	1,483	958	.646	94	12,296
2. Cody Pickett (1999-03)	1,429	821	.575	55	10,220
3. Michael Penix Jr. (2022-23)	1,109	725	.642	67	9,544
4. Keith Price (2010-13)	1,183	757	.640	75	8,919
5. Jake Locker (2007-10)	1,147	619	.540	53	7,639
6. Brock Huard (1996-98)	875	484	.553	53	6,391
7. Damon Huard (1992-95)	790	472	.597	36	5,886
8. Marques Tuiasosopo (1997-00)	817	457	.559	33	5,879
9. Sonny Sixkiller (1970-72)	811	385	.475	35	5,496
10. Cary Conklin (1986-1989)	788	423	.537	33	5,082
11. Steve Pelluer (1980-83)	826	472	.571	30	4,917
12. Chris Chandler (1984-87)	696	376	.540	34	4,735
13. Don Heinrich (1949-52)	610	335	.549	33	4,392
14. Mark Brunell (1989-92)	563	301	.535	28	4,008
15. Isaiah Stanback (2003-06)	523	269	.514	22	3,868

Passing Yards Per Game

Season (Min. 9 games)

Name	Year	Yds.	Gms.	Avg.
1. Michael Penix Jr.	2022	4,641	13	357.0
2. Cody Pickett	2002	4,458	13	342.9
3. Michael Penix Jr.	2023	4,903	15	326.9
4. Cody Pickett	2003	3,043	12	253.6
5. Keith Price	2013	2,966	12	247.2
6. Jake Browning	2015	2,955	12	246.2
7. Cody Pickett	2001	2,686	11	245.1
8. Jake Browning	2016	3,430	14	245.0
9. Jacob Eason	2019	3,132	13	240.9
10. Keith Price	2011	3,063	13	235.6
11. Jake Locker	2009	2,800	12	233.3
12. Cary Conklin	1989	2,786	12	232.2
13. Sonny Sixkiller	1970	2,303	10	230.3
14. Jake Browning	2018	3,192	14	228.0
15. Dylan Morris	2021	2,458	11	223.5

Career (Min. 18 games)

Name	Yds.	Gms.	Avg.
1. Michael Penix Jr. (2022-23)	9,544	28	340.9
2. Cody Pickett (1999-02)	10,220	40	255.5
3. Jake Browning (2015-18)	12,296	53	232.0
4. Sonny Sixkiller (1970-72)	5,496	28	196.3
5. Keith Price (2010-13)	8,919	46	193.9
6. Brock Huard (1996-98)	6,391	33	193.7
7. Jake Locker (2007-10)	7,639	40	191.0
8. Don Heinrich (1949-52)	4,392	27	162.7
9. Damon Huard (1992-95)	5,886	37	159.1
10. Cary Conklin (1986-1989)	5,082	33	154.0
11. Chris Chandler (1984-1987)	4,735	32	148.0
12. Steve Pelluer (1980-83)	4,917	37	132.9
Hugh Millen (1984-85)	2,657	20	132.9
14. Billy Joe Hobert (1990-92)	3,220	*25	128.8
15. Marques Tuiasosopo (1997-2000)	5,879	46	127.8

*Total games played does not include three games as punter

Passing Yards per Completion

Game (Min. 10 completions)

Name	Avg. (Nos.)	Opponent
1. Marques Tuiasosopo	30.0 (10-300)	California, 1999
2. Sonny Sixkiller	23.0 (10-230)	Texas Christian, 1971
3. Chris Rowland	22.1 (16-354)	Washington State, 1973
4. Jake Locker	21.4 (12-257)	Oregon, 2007
5. Isaiah Stanback	20.9 (14-293)	Arizona, 2006
6. Jake Browning	20.8 (14-291)	Oregon State, 2016
7. Cliff McBride	20.3 (12-243)	California, 1974
8. Isaiah Stanback	19.9 (11-219)	Oregon State, 2004
9. Jake Browning	19.9 (19-378)	California, 2016
10. Jake Locker	19.8 (17-336)	Arizona, 2007
11. Tod Hullin	19.6 (18-354)	UCLA, 1965
12. Don Heinrich	19.5 (15-292)	Kansas State, 1950
13. Michael Penix Jr.	19.4 (25-485)	Washington State, 2022
Cody Pickett	19.4 (15-291)	Stanford, 2001
15. Jake Browning	19.2 (17-326)	Sacramento State, 2015

Season (Min. 50 completions)

Name	Year	PC	Yds.	Avg.
1. Sonny Sixkiller	1971	126	2,068	16.41
2. Chris Rowland	1973	97	1,521	15.68
3. Sonny Sixkiller	1972	73	1,125	15.41
4. Isaiah Stanback	2005	143	2,136	14.94
5. Bill Douglas	1963	64	952	14.88
6. Mark Brunell	1990	129	1,895	14.69
7. Tod Hullin	1965	90	1,318	14.64
8. Brock Huard	1996	129	1,881	14.58
9. Chris Rowland	1974	59	848	14.37
10. Cody Pickett	2001	169	2,403	14.22
11. Brock Huard	1997	164	2,319	14.14
12. Jake Browning	2016	243	3,430	14.12
13. Don Heinrich	1949	64	899	14.04
14. Tom Sparlin	1966	68	954	14.03
15. Warren Moon	1977	113	1,584	14.02

Career (Min. 100 completions)

Name	PC	Yds.	Avg.
1. Chris Rowland (1973-75)	201	2,966	14.76
2. Isaiah Stanback (2003-06)	269	3,868	14.38
3. Sonny Sixkiller (1970-72)	385	5,496	14.28
4. Tod Hullin (1964-65)	127	1,760	13.86
5. Warren Moon (1975-77)	254	3,465	13.64
6. Bill Douglas (1962-64)	108	1,458	13.50
7. Mark Brunell (1989-92)	301	4,008	13.32
8. Brock Huard (1996-98)	484	6,391	13.20
9. Michael Penix Jr. (2022-23)	725	9,544	13.16
10. Don Heinrich (1949-52)	335	4,392	13.11

Passing Attempts

Game

Name	No.	Opponent
1. Brock Huard	62	USC, 1998
2. Cody Pickett	61	USC, 2002
3. Cody Pickett	60	UCLA, 2002
4. Cody Pickett	59	California, 2002
5. Cody Pickett	57	Washington State, 2002
Sonny Sixkiller	57	USC, 1970
7. Michael Penix Jr.	54	Texas, 2022 Alamo Bowl
Cody Pickett	54	Purdue, 2002 Sun Bowl
Cody Pickett	54	Texas, 2001 Holiday Bowl
10. Michael Penix Jr.	53	Arizona State, 2022

Season

Name	Year	Att.
1. Cody Pickett	2002	612
2. Michael Penix Jr.	2023	555
3. Michael Penix Jr.	2022	554
4. Cody Pickett	2003	454
5. Keith Price	2012	432
6. Jacob Eason	2019	405
7. Cary Conklin	1989	404
8. Jake Locker	2009	394
9. Jake Browning	2015	391
10. Jake Browning	2018	388
11. Dylan Morris	2021	363
12. Keith Price	2011	362
Sonny Sixkiller	1970	362
14. Steve Pelluer	1983	357
15. Cody Pickett	2001	355

Career

Name	Att.
1. Jake Browning (2015-18)	1,483
2. Cody Pickett (1999-03)	1,429
3. Keith Price (2010-13)	1,183
4. Jake Locker (2007-10)	1,147
5. Michael Penix Jr. (2022-23)	1,109
6. Brock Huard (1996-98)	875
7. Steve Pelluer (1980-83)	826
8. Marques Tuiasosopo (1997-2000)	817
9. Sonny Sixkiller (1970-72)	811
10. Damon Huard (1992-95)	790
11. Cary Conklin (1986-89)	788
12. Chris Chandler (1984-87)	696
13. Don Heinrich (1949-52)	610
14. Mark Brunell (1989-92)	563
15. Isaiah Stanback (2003-06)	523

Passing Attempts Per Game

Season (Min. 9 games)

Name	Year	PA	Gms.	Avg.
1. Cody Pickett	2002	612	13	47.1
2. Michael Penix Jr.	2022	554	13	42.6
3. Cody Pickett	2003	454	12	37.8
4. Michael Penix Jr.	2023	555	15	37.0
5. Sonny Sixkiller	1970	362	10	36.2
6. Brock Huard	1998	347	10	34.7
7. Cary Conklin	1989	404	12	33.6
8. Keith Price	2012	432	13	33.2
9. Dylan Morris	2021	363	11	33.0
10. Jake Locker	2009	394	12	32.8

11. Cody Pickett	2001	355	11	32.3
12. Jacob Eason	2019	405	13	31.2
13. Jake Browning	2015	368	12	30.7
14. Steve Pelluer	1983	357	12	29.8
15. Keith Price	2013	352	12	29.3
Hugh Millen	1985	264	9	29.3

Career (Min. 18 games)

Name	PA	Gms.	Avg.
1. Michael Penix Jr. (2022-23)	1,109	28	39.6
2. Cody Pickett (1999-03)	1,429	40	35.7
3. Sonny Sixkiller (1970-72)	811	28	29.0
4. Jake Locker (2007-10)	1,147	40	28.7
5. Jake Browning (2015-18)	1,483	53	28.0
6. Brock Huard (1996-98)	875	33	26.5
7. Keith Price (2010-13)	1,183	46	25.7
8. Cary Conklin (1986-89)	788	33	23.9
9. Steve Pelluer (1980-83)	826	37	22.3
10. Hugh Millen (1984-85)	439	20	22.0

Passing Yards Per Attempt

Game (Min. 10 attempts)

Name	Avg. (Nos.)	Opponent
1. Chris Rowland	22.1 (16-354)	Washington State, 1973
2. Don Heinrich	18.2 (11-200)	Oregon, 1952
3. Mark Brunell	17.1 (18-308)	Michigan, 1993 Rose Bowl
4. Jake Browning	14.8 (14-207)	Washington State, 2018
5. Damon Huard	14.3 (17-247)	San Jose State, 1993
6. Marques Tuiasosopo	13.6 (22-300)	California, 1999
7. Jake Browning	13.6 (24-326)	Sacramento State, 2015
8. Michael Penix Jr.	13.5 (35-473)	Michigan State, 2023
9. Jake Browning	13.5 (28-378)	California, 2016
10. Tom Flick	13.2 (24-316)	Air Force, 1980

Season (Min. 100 attempts)

Name	Year	PA	Yds.	Avg.
1. Jake Browning	2016	391	3,430	8.97
2. Michael Penix Jr.	2023	555	4,903	8.83
3. Brock Huard	1997	274	2,319	8.46
4. Keith Price	2011	362	3,063	8.46
5. Keith Price	2013	352	2,966	8.42
6. Bill Douglas	1963	113	952	8.42
7. Michael Penix Jr.	2022	554	4,641	8.38
8. Damon Huard	1995	312	2,609	8.36
9. Don Heinrich	1950	221	1,846	8.35
10. Jake Browning	2018	388	3,192	8.23

Career (Min. 100 attempts)

Name	PA	Yds.	Avg.
1. Bob Schloredt (1958-60)	130	1,195	9.19
2. Michael Penix Jr. (2022-23)	1,109	9,544	8.61
3. Jake Browning (2015-18)	1,483	12,296	8.29
4. Jacob Eason (2019)	405	3,132	7.73
5. Greg Collins (1971-73)	181	1,378	7.61
6. Tod Hullin (1963-65)	219	1,665	7.60
7. Keith Price (2010-13)	1,183	8,919	7.54
8. Damon Huard (1992-95)	790	5,886	7.45
Tom Flick (1976-80)	471	3,510	7.45
10. Isaiah Stanback (2003-06)	523	3,868	7.40

Passing Completions

Game

1. Michael Penix Jr.	36	California, 2022
Michael Penix Jr.	36	Arizona, 2022
3. Cody Pickett	35	California, 2002
Cody Pickett	35	Washington State, 2002
5. Cody Pickett	34	Wyoming, 2002
Cody Pickett	34	Arizona State, 2002
7. Michael Penix Jr.	33	Arizona State, 2022
Michael Penix Jr.	33	UCLA, 2022
Dylan Morris	33	Colorado, 2021
Keith Price	33	Stanford, 2013
Brock Huard	33	USC, 1998
Tim Cowan	33	Maryland, 1982 Aloha Bowl

Season

Name	Year	No.
1. Cody Pickett	2002	365
2. Michael Penix Jr.	2023	363
3. Michael Penix Jr.	2022	362
4. Keith Price	2012	263
5. Jacob Eason	2019	260
6. Cody Pickett	2003	257
7. Jake Browning	2018	252
8. Jake Browning	2016	243
9. Keith Price	2011	242
10. Jake Browning	2015	233
Keith Price	2013	233
12. Steve Pelluer	1983	232
13. Jake Browning	2017	230
Jake Locker	2009	230
15. Cary Conklin	1989	229

Career

Name	No.
1. Jake Browning (2015-18)	958
2. Cody Pickett (1999-03)	821
3. Keith Price (2010-13)	757
4. Michael Penix Jr. (2022-23)	725
5. Jake Locker (2007-10)	619
6. Brock Huard (1996-98)	484
7. Steve Pelluer (1980-83)	472
Damon Huard (1992-95)	472
9. Marques Tuiasosopo (1997-2000)	457
10. Cary Conklin (1986-89)	423
11. Sonny Sixkiller (1970-72)	385
12. Chris Chandler (1984-87)	376
13. Don Heinrich (1949-52)	335
14. Mark Brunell (1989-92)	301
15. Dylan Morris (2020-21)	287

Passing Completions Per Game

Season (Min. 9 games)

Name	Year	PC	Gms	Avg.
1. Cody Pickett	2002	365	13	28.1
2. Michael Penix Jr.	2022	362	13	27.8
3. Michael Penix Jr.	2023	363	15	24.2
4. Cody Pickett	2003	257	12	21.4
5. Keith Price	2012	263	13	20.2
6. Jacob Eason	2019	260	13	20.0
Dylan Morris	2021	220	11	20.0
8. Jake Browning	2015	233	12	19.4
Keith Price	2013	233	12	19.4
10. Steve Pelluer	1983	232	12	19.3
11. Jake Locker	2009	230	12	19.2
12. Brock Huard	1998	191	10	19.1
13. Cary Conklin	1989	229	12	19.1
14. Keith Price	2011	242	13	18.6
15. Sonny Sixkiller	1970	186	10	18.6

Passing Completions Per Game

Career (Min. 18 games)

Name	PC	Gms	Avg.
1. Michael Penix Jr. (2022-23)	725	28	25.9
2. Cody Pickett (1999-03)	821	40	20.5
3. Jake Browning (2015-18)	958	53	18.1
4. Keith Price (2010-13)	757	46	16.5
5. Jake Locker (2007-10)	619	40	15.5
6. Brock Huard (1996-98)	484	33	14.7
7. Sonny Sixkiller (1970-72)	385	28	13.8
8. Cary Conklin (1986-89)	423	33	12.8
Steve Pelluer (1980-83)	472	37	12.8
Damon Huard (1992-95)	472	37	12.8

Passing Completion Percentage

Game (Min. 10 completions)

Name	Pct. (C-A)	Opponent
1. Tom Flick	.941 (16-17)	Arizona, 1980
2. Jake Browning	.920 (23-25)	BYU, 2018
3. Jake Browning	.900 (18-20)	Oregon State, 2015
4. Damon Huard	.882 (15-17)	San Jose State, 1993
5. Jake Browning	.864 (19-22)	Fresno State, 2017
6. Jacob Eason	.857 (24-28)	BYU, 2019
7. Jake Browning	.846 (22-26)	Montana, 2017
8. Jake Locker	.826 (19-23)	California, 2009
9. Jake Browning	.821 (23-28)	Idaho, 2016
10. Michael Penix Jr.	.818 (36-44)	Arizona, 2022
Steve Pelluer	.818 (27-33)	Michigan, 1983

Season (Min. 100 completions)

Name	Year	Passing	Pct.
1. Jake Browning	2017	230-336	.685
2. Keith Price	2011	242-362	.669
3. Cyler Miles	2014	219-329	.666
4. Keith Price	2013	233-352	.662
5. Michael Penix Jr.	2023	363-555	.654
6. Michael Penix Jr.	2022	362-554	.653
7. Steve Pelluer	1983	232-357	.650
8. Jake Browning	2018	252-388	.649
9. Jacob Eason	2019	260-405	.642
10. Damon Huard	1995	198-312	.635
11. Jake Browning	2015	233-368	.633
12. Jake Browning	2016	243-391	.621
13. Keith Price	2012	263-432	.609
14. Dylan Morris	2021	220-363	.606
15. Don Heinrich	1950	134-221	.604

Career (Min. 200 completions)

Name	Comp.-Att.	Pct.
1. Cyler Miles (2013-14)	256-390	.656
2. Michael Penix Jr. (2022-23)	725-1,109	.654
3. Jake Browning (2015-18)	958-1,483	.646
4. Jacob Eason (2019)	260-405	.642
5. Keith Price (2010-13)	757-1,183	.640
6. Dylan Morris (2020-21)	287-473	.607
7. Damon Huard (1992-95)	472-790	.597
8. Tom Flick (1976-80)	281-471	.597
9. Cody Pickett (1999-03)	821-1,429	.575
10. Billy Joe Hobert (1990-92)	266-464	.573

Touchdown Passes

Game

Name	No.	Opponent
1. Jake Browning	6	California, 2016
Jake Browning	6	Oregon, 2016
3. Michael Penix Jr.	5	Boise State, 2023
Jake Browning	5	Idaho, 2016
Keith Price	5	Colorado, 2012
Jake Locker	5	Oregon State, 2010
Chris Rowland	5	California, 1973
8. Michael Penix Jr.	4	Stanford, 2023
Michael Penix Jr.	4	Oregon, 2023
Michael Penix Jr.	4	California, 2023
Michael Penix Jr.	4	Michigan State, 2023
Michael Penix Jr.	4	Arizona, 2022
Michael Penix Jr.	4	UCLA, 2022
Michael Penix Jr.	4	Michigan State, 2022
Michael Penix Jr.	4	Kent State, 2022
Jacob Eason	4	BYU, 2019
Jacob Eason	4	Utah, 2019
Jake Browning	4	Fresno State, 2017
Jake Browning	4	Oregon State, 2015
Jake Browning	4	Arizona, 2015
Keith Price	4	Baylor, 2011 Alamo Bowl
Keith Price	4	Colorado, 2011
Keith Price	4	Nebraska, 2011
Keith Price	4	Hawai'i, 2011
Jake Locker	4	Syracuse, 2010
Jake Locker	4	Oregon, 2007
Jake Locker	4	UCLA, 2007

Cody Pickett	4	Oregon, 2002
Brock Huard	4	Oregon State, 1998
Brock Huard	4	Arizona State, 1998
Brock Huard	4	Washington State, 1997
Brock Huard	4	San Diego State, 1997
Brock Huard	4	Oregon State, 1996
Billy Joe Hobert	4	Oregon State, 1991
Chris Chandler	4	Washington State, 1986
Chris Chandler	4	BYU, 1986
Steve Pelluer	4	Oregon State, 1981
Chris Rowland	4	Washington State, 1973
Don Heinrich	4	Kansas State, 1950

Season

Name	Year	TDs
1. Jake Browning	2016	43
2. Michael Penix Jr.	2023	36
3. Keith Price	2011	33
4. Michael Penix Jr.	2022	31
5. Cody Pickett	2002	28
6. Brock Huard	1997	25
7. Billy Joe Hobert	1991	24
8. Jacob Eason	2019	23
9. Keith Price	2013	21
Jake Locker	2009	21

Career

Name	TDs
1. Jake Browning (2015-18)	94
2. Keith Price (2010-13)	75
3. Michael Penix Jr. (2022-23)	67
4. Cody Pickett (1999-03)	55
5. Jake Locker (2007-10)	53
Brock Huard (1996-98)	53
7. Damon Huard (1992-95)	36
Sonny Sixkiller (1970-72)	35
9. Chris Chandler (1984-87)	34
10. M. Tuiasosopo (1997-2000)	33
Cary Conklin (1986-89)	33
Don Heinrich (1949-52)	33
13. Billy Joe Hobert (1990-92)	29
14. Mark Brunell (1989-92)	28
15. Tom Flick (1976-80)	25

TD Passes Per Game

Season (Min. 9 games)

Name	Year	TDs	Gms.	Avg.
1. Jake Browning	2016	43	14	3.07
2. Keith Price	2011	33	13	2.54
3. Michael Penix Jr.	2023	36	15	2.40
4. Michael Penix Jr.	2022	31	13	2.38
5. Brock Huard	1997	25	11	2.27
6. Cody Pickett	2002	28	13	2.15
7. Billy Joe Hobert	1991	24	12	2.00
8. Jake Locker	2009	23	12	1.92
9. Jacob Eason	2019	23	13	1.77
10. Keith Price	2013	21	12	1.75
11. Chris Chandler	1986	20	12	1.67
12. Brock Huard	1998	15	10	1.50
Cary Conklin	1989	18	12	1.50
Sonny Sixkiller	1970	15	10	1.50
15. Jake Browning	2017	19	13	1.46
Keith Price	2012	19	13	1.46

Career (Min. 18 games)

Name	TDs	Gms.	Avg.
1. Michael Penix Jr. (2022-23)	67	28	2.393
2. Jake Browning (2015-18)	94	53	1.774
3. Keith Price (2010-13)	75	46	1.630
4. Brock Huard (1996-98)	53	33	1.606
5. Cody Pickett (1999-02)	55	40	1.375
6. Jake Locker (2007-10)	53	40	1.325
7. Sonny Sixkiller (1970-72)	35	28	1.250
8. Billy Joe Hobert (1990-92)	29	25	1.160
9. Chris Chandler (1984-87)	34	32	1.063
10. Don Heinrich (1949-52)	33	30	1.100

Passing Efficiency

Season (Min. 100 completions)

Name	Year	Rating
1. Jake Browning	2016	167.5
2. Keith Price	2011	161.9
3. Michael Penix Jr.	2023	157.1
4. Brock Huard	1997	153.8
5. Keith Price	2013	153.3
6. Jake Browning	2017	152.1
7. Michael Penix Jr.	2022	151.3
8. Jacob Eason	2019	144.0
9. Damon Huard	1995	143.6
10. Don Heinrich	1950	143.6
11. Jake Browning	2018	142.5
12. Cyler Miles	2014	142.4
13. Billy Joe Hobert	1991	142.0
14. Jake Browning	2015	139.7
15. Warren Moon	1977	133.1

Career (Min. 200 completions)

Name (Years)	Rating
1. Michael Penix Jr. (2022-23)	154.2
2. Jake Browning (2015-18)	150.6
3. Jacob Eason (2019)	144.0
4. Keith Price (2010-13)	143.2
5. Cyler Miles (2013-14)	141.0
6. Damon Huard (1992-95)	130.3
7. Tom Flick (1976-80)	130.0
8. Brock Huard (1996-98)	129.7
9. Billy Joe Hobert (1990-92)	129.3
10. Dylan Morris (2020-21)	126.5

Pass Interceptions Thrown

Game

Name	No.	Opponent
1. Sonny Sixkiller	6	Oregon State, 1970
2. Carl Bonnell	5	California, 2006
Cody Pickett	5	Miami, 2001
Brock Huard	5	Washington State, 1997
Don Heinrich	5	UCLA, 1952
5. Sam Huard	4	Washington State, 2021
Casey Paus	4	Oregon, 2004
Cody Pickett	4	UCLA, 2002
Cody Pickett	4	Arizona, 2001
Brock Huard	4	USC, 1998
Damon Huard	4	California, 1993
Hugh Millen	4	Arizona State, 1985
Greg Collins	4	Stanford, 1972
Sonny Sixkiller	4	Illinois, 1971
Sonny Sixkiller	4	California, 1970
Tom Sparlin	4	USC, 1966

Season

Name	Year	Int.
1. Chris Rowland	1973	24
2. Sonny Sixkiller	1970	22
3. Tom Sparlin	1966	19
4. Sonny Sixkiller	1971	18
5. Casey Paus	2004	17
Don Heinrich	1952	17
Cary Conklin	1989	17
8. Cody Pickett	2001	16
9. Brock Huard	1998	15
Chris Chandler	1986	15
11. Cody Pickett	2002	14
Chris Chandler	1987	14
Hugh Millen	1985	14
Sandy Lederman	1953	14
15. Keith Price	2012	13
Ronnie Fouch	2008	13
Cody Pickett	2003	13
Tom Flick	1980	13
Gene Willis	1969	13
Bob Hivner	1958	13

Career

Name	Int.
1. Sonny Sixkiller (1970-72)	51
2. Cody Pickett (1999-03)	44
3. Chris Rowland (1973-75)	40
4. Cary Conklin (1986-89)	36
5. Jake Locker (2007-10)	35
6. Jake Browning (2015-)	34
7. Chris Chandler (1984-87)	33
Don Heinrich (1949-52)	33
9. Brock Huard (1996-98)	31
10. Keith Price (2010-13)	30
11. Marques Tuiasosopo (1997-2000)	29
12. Damon Huard (1992-95)	28
13. Steve Pelluer (1980-83)	27
14. Hugh Millen (1984-85)	23
Tom Flick (1976-80)	23

Interception Percentage

Season (Min. 100 attempts)

Name	Year	PA	INT	Pct.
1. Cyler Miles	2014	329	4	.0121
2. Michael Penix Jr.	2022	554	8	.0144
3. Jake Browning	2017	336	5	.0149
4. Isaiah Stanback	2006	189	3	.0159
5. Warren Moon	1975	122	2	.0164
6. Keith Price	2013	352	6	.0170
7. Mark Brunell	1992	219	4	.0183
8. Damon Huard	1995	313	6	.0192
9. Jacob Eason	2019	405	8	.0198
10. Michael Penix Jr.	2023	555	11	.0198
11. Billy Joe Hobert	1992	136	3	.0220
12. Steve Pelluer	1983	357	8	.0224
13. Isaiah Stanback	2005	264	6	.0227
14. Cody Pickett	2002	612	14	.0229
15. Jake Browning	2016	391	8	.0230

Career (Min. 400 attempts)

Name	PA	INT	Pct.
1. Michael Penix Jr. (2022-23)	1,109	19	.0171
2. Jacob Eason (2019)	405	8	.0198
3. Jake Browning (2015-18)	1,483	34	.0229
4. Isaiah Stanback (2003-06)	523	12	.0229
5. Keith Price (2010-13)	1,183	30	.0254
6. Mark Brunell (1989-92)	563	17	.0302
7. Jake Locker (2007-10)	1,147	35	.0305
8. Cody Pickett (1999-03)	1,429	44	.0308
9. Dylan Morris (2020-21)	473	15	.0317
10. Steve Pelluer (1980-83)	826	27	.0327

200-yard Passing Performances

Season

Name	No.	Year
1. Michael Penix Jr.	14	2023
2. Michael Penix Jr.	13	2022
Cody Pickett	13	2002
4. Jacob Eason	10	2019
Cody Pickett	10	2003
6. Jake Browning	9	2018
Jake Browning	9	2016
Keith Price	9	2011
9. Jake Browning	8	2015
Jake Locker	8	2009
Cary Conklin	8	1989

Career

Name	No.
1. Jake Browning	34
2. Cody Pickett	29
3. Michael Penix Jr.	27
4. Keith Price	22
5. Jake Locker	20
6. Marques Tuiasosopo	16
7. Brock Huard	14
8. Cary Conklin	12
Sonny Sixkiller	12
10. Damon Huard	11

Most Consecutive 200-yard Games

(Regular Season Only)

1. Michael Penix Jr.	22	2022-23
2. Cody Pickett	20	2002-03
3. Keith Price	7	2011
4. Jake Browning	6	2015
Brock Huard	6	1997
6. M. Tuiasosopo	5	2000
Cary Conklin	5	1989

Longest Pass Plays (50+ Yards)

Quarterback to Receiver	Yards	Opponent
1. Jake Locker to Marcel Reece	98 (TD)	Arizona, 2007
2. Michael Penix Jr. to Ja'Lynn Polk	92 (TD)	Stanford, 2023
3. Jeff Lindquist to John Ross	91 (TD)	Hawai'i, 2014
4. Cody Pickett to Reggie Williams	89 (TD)	San Jose State, 2002
5. Cody Pickett to Charles Frederick	87 (TD)	Oregon State, 2003
6. Cyler Miles to John Ross	86 (TD)	California, 2014
Carl Bonnell to Cody Ellis	86 (TD)	Oregon State, 2007
8. Michael Penix Jr. to Jalen McMillan	84 (TD)	Portland State, 2022
Tom Flick to Willie Rosborough	84 (TD)	Air Force, 1980
10. Jake Locker to Anthony Russo	83 (TD)	Oregon, 2007
Marques Tuiasosopo to Todd Elstrom	83 (TD)	California, 1999
Brock Huard to Corey Dillon	83 (TD)	San Jose State, 1996
Jake Browning to Dwayne Washington	81 (TD)	Utah State, 2015
Keith Price to Jermaine Kearse	80 (TD)	Baylor, 2011 Alamo Bowl
Jake Locker to D'Andre Goodwin	80 (TD)	California, 2010
Cody Pickett to Reggie Williams	80 (TD)	Arizona, 2002
Tom Manke to Harrison Wood	80 (TD)	Air Force, 1967
Steve Roake to J. Houston to C. Lewis*	80 (TD)	USC, 1955
Don Heinrich to George Black	80 (TD)	UCLA, 1952
Frank Waskowitz to Merle Miller	80 (TD)	Washington State, 1937
Damon Huard to Andre DeSaussure & Dave Janoski #	79 (TD)	Arizona State, 1995
Jake Browning to Marvin Hall	78 (TD)	Sacramento State, 2015
Cody Pickett to Paul Arnold	78 (TD)	Arizona, 2001
Warren Moon to Spider Gaines	78 (TD)	Washington State, 1975
Casey Paus to Craig Chambers	77 (TD)	California, 2004
Sam Mitchell to Hugh McElhenny	77 (TD)	Illinois, 1951
Michael Penix Jr. to Ja'Lynn Polk	76 (TD)	Oregon, 2022
Jake Browning to Myles Gaskin	76 (TD)	Utah, 2017
Cary Conklin to Andre Riley	76	Purdue, 1989
Michael Penix Jr. to Jalen McMillan	75 (TD)	Washington State, 2022
Jake Browning to Chico McClatcher	75 (TD)	Arizona State, 2016
Cyler Miles to John Ross	75 (TD)	Illinois, 2014
Cody Pickett to Patrick Reddick	75 (TD)	Arizona, 2001
Damon Huard to Richard Thomas	75 (TD)	Miami, 1994
Chris Rowland to Ken Conley	75 (TD)	Washington State, 1973
Cody Pickett to Reggie Williams	74 (TD)	Stanford, 2003
Cody Pickett to Charles Frederick	74 (TD)	Idaho, 2002
Cody Pickett to Reggie Williams	74	Michigan, 2001
Tom Porras to Spider Gaines	74 (TD)	Alabama, 1978
Jake Browning to Dante Pettis	73 (TD)	Fresno State, 2017
Hugh Millen to Mark Pattison	73 (TD)	Michigan, 1984
Dennis Fitzpatrick to Scott Phillips	73 (TD)	Duke, 1973
Tom Porras to Spider Gaines	72 (TD)	USC, 1978
Sonny Sixkiller to Tom Scott	72	UCLA, 1972
Greg Collins to Larry Dumas	72 (TD)	California, 1971
Billy Joe Hobert to Mario Bailey	71 (TD)	Kansas State, 1991
Michael Penix Jr. to Ja'Lynn Polk	79	Texas, 2024 Sugar Bowl
Jake Browning to John Ross	70 (TD)	USC, 2016
Keith Price to Kevin Smith	70 (TD)	Arizona State, 2013
Keith Price to Chris Polk	70 (TD)	California, 2011
Cody Pickett to Reggie Williams	70 (TD)	Indiana, 2003
Billy Joe Hobert to Mario Bailey	70 (TD)	Toledo, 1991
Steve Pelluer to Danny Greene	70 (TD)	UCLA, 1983
Tom Sparlin to Dave Williams	70 (TD)	Oregon, 1965
Carl Bonnell to Marcel Reece	69 (TD)	Washington State, 2006
Isaiah Stanback to Craig Chambers	69 (TD)	Arizona, 2005
Isaiah Stanback to Marlon Wood	69	Notre Dame, 2005
Billy Joe Hobert to Orlando McKay	69 (TD)	Washington State, 1991
Cary Conklin to Andre Riley	69 (TD)	Arizona State, 1989
Steve Pelluer to Anthony Allen	69 (TD)	Kansas State, 1981
Tom Flick to Aaron Williams	69 (TD)	Navy, 1980
Sandy Lederman to George Black	69 (TD)	Utah, 1953
Cyler Miles to Darrell Daniels	68 (TD)	Oregon State, 2014
Keith Price to Jaydon Mickens	68 (TD)	California, 2013
Brock Huard to Theron Hill	68 (TD)	Oregon State, 1992
Sonny Sixkiller to Dennis BrimHall	68 (TD)	California, 1971
Brock Huard to Gerald Harris	67 (TD)	Arizona State, 1996

Jake Browning to John Ross	67 (TD)	California, 2016
Mark Brunell to Greg Lewis	67	USC, 1990
Jake Locker to Jermaine Kearse	66 (TD)	Washington State, 2010
Brock Huard to Chris Juergens	66	Oregon, 1998
Cody Pickett to Paul Arnold	66 (TD)	UCLA, 2002
Damon Huard to Mark Bruener	66 (TD)	Stanford, 1993
Sonny Sixkiller to Tom Scott	66 (TD)	UCLA, 1971
Dylan Morris to Puka Nacua	65 (TD)	Arizona, 2020
Isaiah Stanback to Sonny Shackelford	65 (TD)	Washington State, 2005
Gene Willis to Dan Roberson	65 (TD)	UCLA, 1969
Talbot George to Mike McCluskey	65 (TD)	Oregon State, 1956
Don Heinrich to Roland Kirkby	65 (TD)	Kansas State, 1950
Sam Mitchell to Hugh McElhenny	65 (TD)	California, 1951
Carl Bonnell to Cody Ellis	64 (TD)	Washington State, 2006
Mark Brunell to Jason Shelley	64 (TD)	Michigan, 1993
Hugh Millen to Lonzell Hill	64 (TD)	Arizona State, 1985
Sonny Sixkiller to Pete Taggares	64 (TD)	Washington State, 1972
Jake Locker to Marcel Reece	63 (TD)	Washington State, 2007
Jake Locker to Anthony Russo	63 (TD)	UCLA, 2007
Casey Paus to Reggie Williams	63 (TD)	Oregon, 2003
Brock Huard to Reggie Davis	63 (TD)	Arizona State, 1998
Chris Chandler to Lonzell Hill	63 (TD)	Oregon State, 1986
Fred Provo to Dev Gossett	63 (TD)	Stanford, 1946
Michael Penix Jr. to Taj Davis	62 (TD)	Oregon, 2022
Gene Willis to Ralph Bayard	62 (TD)	Washington State, 1969
Cody Pickett to Paul Arnold	62 (TD)	California, 2001
Ronnie Fouch to Jermaine Kearse	62	Arizona, 2008
Michael Penix Jr. to Rom Odunze	61	Stanford, 2022
Jake Browning to Dante Pettis	61 (TD)	Washington State, 2016
Isaiah Stanback to Anthony Russo	61	Arizona State, 2005
Jake Browning to John Ross	60	California, 2016
Keith Price to Jermaine Kearse	60	Baylor, 2011 Alamo Bowl
Jake Browning to Hunter Bryant	59	Washington State, 2018
Keith Price to Devin Aguilar	59	Hawai'i, 2011
M. Tuiasosopo to Jerramy Stevens	59	Oregon, 2000
Chris Chandler to Brian Slater	59	Oregon, 1987
Sonny Sixkiller to Ira Hammon	59 (TD)	Michigan State, 1970
Sam Mitchell to Hugh McElhenny	59 (TD)	UCLA, 1951
Jake Locker to Marcel Reece	58 (TD)	Boise State, 2007
Cody Pickett to Reggie Williams	58	Washington St., 2001
Tom Porras to Spider Gaines	58 (TD)	Alabama, 1978
Tom Sparlin to Jim Cope	58 (TD)	USC, 1966
Bob Dunn to Dick Payseno	58 (TD)	Colorado, 1957
Don Heinrich to Bill Earley	58 (TD)	Oregon, 1952
Jerry Kaloper to Carl Wojciechowski	58	Idaho, 1968
Michael Penix Jr. to Josh Cuevas	57	Arizona, 2023
Dylan Morris to Josh Cuevas	57 (TD)	Michigan State, 2023
Michael Penix Jr. to Ja'Lynn Polk	57 (TD)	Michigan State, 2022
Jacob Eason to Terrell Bynum	57	Washington State, 2019
Jake Browning to Quinten Pounds	57	North Dakota, 2018
Cyler Miles to John Ross	57 (TD)	Idaho State, 2013
Jake Locker to Jermaine Kearse	57 (TD)	Syracuse, 2010
Casey Paus to Shelton Sampson	57	Arizona, 2004
Chris Rowland to Scott Phillips	57	Cincinnati, 1974
Dennis Fitzpatrick to Wayne Moses	57	Syracuse, 1973
Steve Hanzlik to Darrell Downey	57 (TD)	Navy, 1970
Sandy Lederman to Mike Monroe	57 (TD)	Colorado, 1953
Isaiah Stanback to Anthony Russo	56	Oregon State, 2006
Isaiah Stanback to Sonny Shackelford	56 (TD)	California, 2005
Mark Brunell to Greg Lewis	56 (TD)	California, 1990
Chris Rowland to Gordy Bronson	56 (TD)	Oregon State, 1975
James Anderson to Eddie King	56 (TD)	Duke, 1973
Sonny Sixkiller to Scott Krieg	56 (TD)	Texas Christian, 1971
Tod Hullin to Dave Williams	56 (TD)	UCLA, 1965
Cyler Miles to John Ross	55 (TD)	Eastern Wash., 2014
Isaiah Stanback to Quintin Daniels	55 (TD)	Arizona, 2006
Dane Looker to Joe Jarzynka	55 (TD)	Washington State, 1999
Cary Conklin to Scott Fitzgerald	55	Stanford, 1988
Cyler Miles to Jaydon Mickens	54 (TD)	Oregon State, 2014
M. Tuiasosopo to Jerome Pathon	54	Nebraska, 1997
Damon Huard to Jason Shelley	54	San Jose State, 1993
Cary Conklin to Brian Slater	54 (TD)	USC, 1988
Warren Moon to Spider Gaines	54 (TD)	Minnesota, 1977
Tod Hullin to Dave Williams	54 (TD)	Washington State, 1965
Jake Browning to Josh Perkins	53	Utah, 2015
Keith Price to Kevin Smith	53	USC, 2011
Nick Montana to Kasen Williams	53	Oregon, 2011
Ronnie Fouch to D'Andre Goodwin	53	Arizona State, 2008
Brock Huard to Andre DeSaussure	53	UCLA, 1998
Brock Huard to Jerome Pathon	53 (TD)	San Diego State, 1997

Chris Chandler to Brian Slater	53	Arizona State, 1987
Bob Schloreedy to Don McKeta	53	Oregon State, 1959
Andre Baccellia to Will Dissly	52	Penn State, 2017
Keith Price to James Johnson	52 (TD)	Nebraska, 2011
Isaiah Stanback to Sonny Shackelford	52 (TD)	Oregon State, 2004
Cody Pickett to Reggie Williams	52 (TD)	Nevada, 2003
Brock Huard to Chris Juergens	52 (TD)	BYU, 1998
Damon Huard to Eric Bjornson	52 (TD)	USC, 1994
Damon Huard to Jason Shelly	52 (TD)	San Jose State, 1993
Warren Moon to Spider Gaines	52	UCLA, 1977
Sonny Sixkiller to Bo Cornell	52 (TD)	Stanford, 1970
Jake Browning to Dante Pettis	51	Rutgers, 2017
Jake Browning to John Ross	51	Oregon State, 2016
Jake Locker to Jhri Fogerson	51	LSU, 2009
Carl Bonnell to Cody Ellis	51	California, 2007
Isaiah Stanback to Anthony Russo	51	Oklahoma, 2006
Cody Pickett to Charles Frederick	51 (TD)	Michigan, 2002
Marques Tuiasosopo to Dane Looker	51	Utah State, 1998
Damon Huard to Jerome Pathon	51	Stanford, 1995
Damon Huard to Eric Bjornson	51 (TD)	Oregon, 1994
Warren Moon to Spider Gaines	51 (TD)	Syracuse, 1977
Michael Penix Jr. to Rome Odunze	50	Michigan State, 2023
Michael Penix Jr. to Ja'Lynn Polk	50	Boise State, 2023
Jacob Eason to Hunter Bryant	50	Oregon State, 2019
Jacob Eason to Andre Baccellia	50 (TD)	Eastern Wash., 2019
Jake Browning to John Ross	50 (TD)	Rutgers, 2016
Dante Pettis to Darrell Daniels	50	Washington State, 2016
Keith Price to Marvin Hall	50	UCLA
Jake Locker to Jermaine Kearse	50 (TD)	Washington State, 2009
Isaiah Stanback to Sonny Shackelford	50	Arizona, 2006
Cary Conklin to Andre Riley	50	Arizona, 1989
Chris Chandler to Sterling Hill	50 (TD)	Washington State, 1985
Warren Moon to Spider Gaines	50 (TD)	Minnesota, 1976
Sonny Sixkiller to Tom Scott	50 (TD)	UCLA, 1971
Tod Hullin to Dave Williams	50 (TD)	UCLA, 1965
Don Heinrich to Fritz Apking	50 (TD)	UCLA, 1950

* - Houston lateraled to Lewis, who went final 55 yards.

- Janoski ran 35 yards with recovered fumble

Longest Non-Scoring Pass Plays

Quarterback to Receiver	Yards	Opponent
1. Cary Conklin to Andre Riley	76	Purdue, 1989
2. Cody Pickett to Reggie Williams	74	Michigan, 2001
3. Sonny Sixkiller to Tom Scott	72	UCLA, 1972
4. Isaiah Stanback to Marlon Wood	69	Notre Dame, 2005
5. Mark Brunell to Greg Lewis	67	USC, 1990
6. Brock Huard to Chris Juergens	66	Oregon, 1998
7. Michael Penix Jr. to Rome Odunze	61	Stanford, 2022
8. Isaiah Stanback to Anthony Russo	61	Arizona State, 2005
9. Jake Browning to John Ross	60	California, 2016
Keith Price to Jermaine Kearse	60	Baylor, 2011 Alamo Bowl

Most 50+ yard Passes

Season	Name	No.	Year
1.	Jake Browning	8	2016
2.	Michael Penix Jr.	6	2022
3.	Michael Penix Jr.	5	2023
	Cyler Miles	5	2014
	Jake Locker	5	2007
	Isaiah Stanback	5	2005
	Cody Pickett	5	2002
	Cody Pickett	5	2001
9.	Keith Price	4	2011
	Isaiah Stanback	4	2006
	Cody Pickett	4	2003
	Brock Huard	4	1998
	Sonny Sixkiller	4	1971

Career	Name	No.
1.	Jake Browning	16
2.	Cody Pickett	14
3.	Michael Penix Jr.	11
4.	Jake Locker	10
	Isaiah Stanback	10
6.	Keith Price	9
	Damon Huard	9
8.	Brock Huard	7
	Sonny Sixkiller	7
10.	Cyler Miles	6

Yearly Passing Leaders

Year	Name	Att.	Comp.	Yds.	Int.	TD	Pct.
2023	Michael Penix Jr.	555	363	4,903	11	36	.654
2022	Michael Penix Jr.	554	362	4,641	8	31	.653
2021	Dylan Morris	363	220	2,458	12	14	.606
2020	Dylan Morris	110	67	897	3	4	.609
2019	Jacob Eason	405	260	3,132	8	23	.642
2018	Jake Browning	388	252	3,192	10	16	.649
2017	Jake Browning	336	230	2,719	5	19	.685
2016	Jake Browning	391	243	3,430	9	43	.621
2015	Jake Browning	368	233	2,955	10	16	.633
2014	Cyler Miles	329	219	2,387	4	17	.666
2013	Keith Price	352	233	2,966	6	21	.662
2012	Keith Price	432	263	2,726	13	19	.609
2011	Keith Price	362	242	3,063	11	33	.669
2010	Jake Locker	332	184	2,265	9	17	.554
2009	Jake Locker	394	230	2,800	11	21	.584
2008	Ronnie Fouch	250	113	1,339	13	4	.452
2007	Jake Locker	328	155	2,062	15	14	.473
2006	Isaiah Stanback	189	101	1,325	3	10	.534
2005	Isaiah Stanback	264	143	2,136	6	9	.542
2004	Casey Paus	274	116	1,476	17	5	.423
2003	Cody Pickett	454	257	3,043	13	15	.566
2002	Cody Pickett	612	365	4,458	14	28	.596
2001	Cody Pickett	355	196	2,696	16	12	.552
2000	M. Tuiasosopo	345	186	2,284	11	15	.539
1999	M. Tuiasosopo	322	189	2,418	12	12	.587
1998	Brock Huard	347	191	2,191	15	15	.550
1997	Brock Huard	274	164	2,319	10	25	.599
1996	Brock Huard	254	129	1,881	6	13	.508
1995	Damon Huard	313	198	2,609	6	13	.635
1994	Damon Huard	275	153	1,887	12	13	.556
1993	Damon Huard	197	116	1,282	10	9	.589
1992	Mark Brunell	219	127	1,612	4	7	.580
1991	Billy Joe Hobert	319	191	2,463	12	24	.599
1990	Mark Brunell	275	132	1,895	9	16	.480
1989	Cary Conklin	404	229	2,786	17	18	.567
1988	Cary Conklin	302	153	1,833	12	11	.507
1987	Chris Chandler	279	143	1,973	14	11	.513
1986	Chris Chandler	318	180	2,193	15	20	.566
1985	Hugh Millen	264	158	1,565	14	6	.598
1984	Hugh Millen	175	91	1,092	9	6	.520
1983	Steve Pelluer	357	232	2,365	8	11	.650
1982	Steve Pelluer	200	113	1,248	10	10	.565
1981	Steve Pelluer	263	125	1,280	9	9	.475
1980	Tom Flick	319	191	2,460	13	15	.599
1979	Tom Flick	122	71	852	6	6	.582
1978	Tom Porras	176	84	1,151	8	6	.477
1977	Warren Moon	222	125	1,772	9	12	.563
1976	Warren Moon	175	81	1,106	8	6	.463
1975	Chris Rowland	117	45	597	6	4	.380
1974	Chris Rowland	124	59	848	10	5	.476
1973	Chris Rowland	234	97	1,521	24	15	.415
1972	Sonny Sixkiller	152	73	1,125	11	7	.480
1971	Sonny Sixkiller	297	126	2,068	18	13	.424
1970	Sonny Sixkiller	362	186	2,303	22	15	.514
1969	Gene Willis	99	33	568	13	5	.330
1968	Jerry Kaloper	115	43	595	9	0	.374
1967	Tom Manke	81	32	613	8	5	.395
1966	Tom Sparlin	165	68	954	19	4	.412
1965	Tod Hullin	168	90	1,318	9	13	.536
1964	Bill Douglas	64	33	360	5	0	.515
1963	Bill Douglas	113	64	952	3	6	.566
1962	Bill Siler	27	15	294	2	3	.556
1961	Pete Ohler	59	17	394	8	3	.288
1960	Bob Hivner	58	31	580	4	6	.534
1959	Bob Schloreedt	82	44	835	2	5	.537
1958	Bob Hivner	115	48	587	13	3	.417
1957	Bob Dunn	55	16	227	3	2	.291
1956	Al Ferguson	41	20	418	2	3	.488
1955	Steve Roake	61	27	410	2	3	.443
1954	Bob Cox	146	66	809	12	4	.452
1953	Sandy Lederman	189	92	1,157	14	8	.482
1952	Don Heinrich	270	137	1,647	17	13	.507
1951	Sam Mitchell	167	79	1,102	9	8	.473
1950	Don Heinrich	221	134	1,846	9	14	.604
1949	Don Heinrich	119	64	899	7	6	.538
1948	Ansel McCullough	105	53	618	7	4	.505
1947	Dick Ottele	30	10	147	4	—	.333
1946	Fred Provo	46	27	435	5	—	.587
1942-45	Statistics unavailable						
1941	Bob Erickson	58	20	204	7	—	.345
1940	Dean McAdams	83	29	475	10	—	.349
1939	Dean McAdams	76	35	477	5	—	.461
1938	Bill Gleason	38	13	209	8	—	.342
1937	Frank Waskowitz	67	19	407	6	—	.284

Yearly Longest Pass

Year	Yards	Player vs. Opponent
2022	84 yards (td)	Michael Penix vs. Portland State, 2022
2021	55 yards (td)	Dylan Morris at Colorado; and Sam Huard vs. WSU (no TD)
2020	65 yards (td)	Dylan Morris vs. Arizona
2019	57 yards	Jacob Eason vs. Washington State
2018	59 yards	Jake Browning at Washington State
2017	76 yards (td)	Jake Browning vs. Utah
2016	75 yards (td)	Jake Browning at Arizona State
2015	81 yards (td)	Jake Browning vs. Utah State
2014	91 yards (td)	Jeff Lindquist at Hawai'i
2013	70 yards (td)	Keith Price vs. Arizona State
2012	47 yards	Keith Price vs. Utah
2011	80 yards (td)	Keith Price vs. Baylor
2010	80 yards (td)	Jake Locker at California
2009	51 yards	Jake Locker vs. LSU
2008	62 yards	Ronnie Fouch at Arizona
2007	98 yards (td)	Jake Locker vs. Arizona
2006	69 yards (td)	Carl Bonnell at Washington State
2005	69 yards (td)	Isaiah Stanback vs. Arizona
2004	77 yards (td)	Casey Paus vs. California
2003	87 yards (td)	Cody Pickett vs. Oregon State
2002	89 yards (td)	Cody Pickett vs. San Jose State
2001	78 yards (td)	Cody Pickett vs. Arizona
2000	59 yards	Marques Tuiaosopo at Oregon
1999	83 yards (td)	Marques Tuiaosopo at California
1998	66 yards	Brock Huard at Arizona State
1997	54 yards	Marques Tuiaosopo vs. Nebraska
1996	83 yards (td)	Brock Huard vs. San Jose State
1995	79 yards (td)	Damon Huard vs. Arizona State
1994	75 yards (td)	Damon Huard at Miami
1993	66 yards (td)	Damon Huard vs. Stanford
1992	68 yards (td)	Damon Huard vs. Oregon State
1991	71 yards (td)	Billy Joe Hobert vs. Kansas State
1990	67 yards	Mark Brunell vs. USC
1989	76 yards	Cary Conklin vs. Purdue
1988	55 yards	Cary Conklin vs. Stanford
1987	59 yards	Chris Chandler vs. Oregon
1986	63 yards (td)	Chris Chandler vs. Oregon State
1985	64 yards (td)	Hugh Millen vs. Arizona State
1984	73 yards (td)	Hugh Millen vs. Stanford
1983	70 yards (td)	Steve Pelluer vs. UCLA
1982	47 yards	Steve Pelluer vs. Oregon State
1981	69 yards (td)	Steve Pelluer vs. Kansas State
1980	84 yards (td)	Tom Flick vs. Air Force
1979	46 yards	Tom Flick vs. USC
1978	74 yards (td)	Tom Porras vs. Alabama
1977	54 yards (td)	Warren Moon vs. Minnesota
1976	50 yards (td)	Warren Moon vs. Minnesota
1975	78 yards (td)	Warren Moon vs. Washington State
1974	57 yards	Chris Rowland vs. Cincinnati
1973	75 yards (td)	Chris Rowland vs. Washington State
1972	72 yards	Sonny Sixkiller vs. UCLA
1971	72 yards (td)	Greg Collins vs. California
1970	59 yards (td)	Sonny Sixkiller vs. Michigan State
1969	65 yards (td)	Gene Willis vs. UCLA
1968	58 yards	Jerry Klopfer vs. Idaho
1967	80 yards (td)	Tom Manke vs. Air Force
1966	58 yards (td)	Tom Sparlin vs. USC
1965	70 yards (td)	Tom Sparlin vs. Oregon
1964	28 yards	Tod Hullin at Washington State
1963	53 yards	Bill Douglas vs. USC
1962	45 yards	Bill Siler vs. Washington State
1961	47 yards	Pete Ohler vs. Pittsburgh
1960	48 yards	Bob Hivner vs. Pacific
1959	53 yards	Bob Schloredt vs. Oregon State
1958	37 yards (td)	Bob Hivner vs. Oregon
1957	58 yards (td)	Bob Dunn vs. Colorado
1956	65 yards (td)	Talbot George vs. Oregon State
1955	80 yards (td)	Steve Roake vs. USC
1954	42 yards	Bob Cox vs. Baylor
1953	69 yards (td)	Sandy Lederman vs. Utah
1952	80 yards (td)	Don Heinrich vs. Stanford
1951	77 yards (td)	Sam Mitchell vs. Illinois

Single-Game Passing Performances

Yds.	Name	Opponent	Year	W-L
516	Michael Penix Jr.	Arizona	2022	W
485	Michael Penix Jr.	Washington State	2022	W
473	Michael Penix Jr.	Michigan State	2023	W
455	Cody Pickett	Arizona	2001	W
450	Michael Penix Jr.	Boise State	2023	W
438	Keith Price	Baylor	2011*	L
438	Cody Pickett	Idaho	2002	W
430	Michael Penix Jr.	Texas	2024	W
429	Cody Pickett	UCLA	2002	L
428	Cary Conklin	Arizona State	1989	L
409	Michael Penix Jr.	Tulsa	2023	W
408	Michael Penix Jr.	Oregon	2022	W
405	Jake Browning	Arizona State	2015	L
404	Cody Pickett	Wyoming	2002	W
399	Cody Pickett	California	2002	L
397	Michael Penix Jr.	Michigan State	2022	W
387	Dylan Morris	Colorado	2021	L
387	Sonny Sixkiller	Purdue	1971	W
378	Jake Browning	California	2016	W
376	Keith Price	California	2013	W
374	Michael Penix Jr.	California	2022	W
371	Cody Pickett	Washington State	2001	W
369	Michael Penix Jr.	Stanford	2023	W
368	Jake Browning	Utah State	2015	W
368	Cody Pickett	Washington State	2002	W
367	Dylan Morris	Arkansas State	2021	W
363	Michael Penix Jr.	Arizona	2023	W
360	Sonny Sixkiller	Oregon State	1970	W
354	Jake Browning	Utah	2017	W
354	Chris Rowland	Washington State	1973	L
354	Cary Conklin	Arizona	1989	L
354	Tod Hullin	UCLA	1965	L
353	Isaiah Stanback	Notre Dame	2005	L
351	Cody Pickett	Arizona	2003	L
350	Keith Price	Stanford	2013	L
350	Cody Pickett	USC	2002	L
350	Tim Cowan	Maryland	1982*	W
349	Jacob Eason	Eastern Washington	2019	W
347	Cody Pickett	San Jose State	2002	W
345	Michael Penix Jr.	UCLA	2022	L
345	Michael Penix Jr.	Kent State	2022	W
345	Cody Pickett	Arizona	2002	W
342	Keith Price	Illinois	2013	W
341	Sonny Sixkiller	USC	1970	L
338	Jake Browning	Arizona State	2016	W
337	Michael Penix Jr.	Portland State	2022	W
337	Cody Pickett	Nevada	2003	L
336	Jake Locker	Arizona	2007	L
332	Michael Penix Jr.	Utah	2023	W
328	Casey Paus	California	2004	L
328	Chris Rowland	Texas	1974	L
327	Damon Huard	Oregon	1995	L
326	Jake Browning	Sacramento State	2015	W
324	Keith Price	Boise State	2013	W
321	Jake Locker	LSU	2009	L
319	Michael Penix Jr.	Oregon	2023	W
318	Cody Pickett	Michigan	2002	L
318	Brock Huard	Arizona State	1998	W
317	Chris Chandler	Oregon	1987	L
316	Jacob Eason	Utah	2019	L
316	Cody Pickett	Oregon	2002	W
316	Tom Flick	Air Force	1980	W
316	Taylor Barton	UCLA	2001	L
315	Keith Price	Hawai'i	2011	W
315	Cary Conklin	California	1988	W
314	Chris Chandler	Stanford	1987	W
313	Jake Browning	Ohio State	2018*	L
313	Jake Browning	North Dakota	2018	W
313	Keith Price	North Dakota	2013	W
313	Brock Huard	San Diego State	1997	W
312	Steve Pelluer	LSU	1983	L
311	Michael Penix Jr.	Arizona State	2022	L
311	Brock Huard	Arizona	1996	W
311	Chris Rowland	California	1973	L
311	Tom Flick	Washington State	1980	W
310	Jake Locker	USC	2010	W
308	Mark Brunell	Michigan	1993*	L
305	Steve Pelluer	UCLA	1983	L
304	Michael Penix Jr.	California	2023	W
304	Jake Browning	Oregon	2016	W
302	Michael Penix Jr.	Oregon (Pac-12 C.G.)	2023	W
302	Marques Tuiaosopo	Stanford	1999	W
301	Isaiah Stanback	California	2005	L
301	Brock Huard	USC	1998	L
300	Marques Tuiaosopo	California	1999	W
298	Michael Penix Jr.	Oregon State	2022	W
295	Damon Huard	Stanford	1995	W
294	Jake Browning	Idaho	2016	W

293	Dylan Morris	Michigan	2021	L	244	Billy Joe Hobert	Stanford	1991	W
293	Jake Browning	Oregon State	2017	W	243	Jacob Eason	Arizona	2019	W
293	Isaiah Stanback	Arizona	2006	W	243	Mark Brunell	Arizona	1992	L
293	Cody Pickett	Texas	2001*	L	243	Cliff McBride	California	1974	L
292	Jake Browning	Washington State	2016	W	243	Don Heinrich	Stanford	1950	W
292	Keith Price	California	2011	W	242	Keith Price	Boise State	2012*	L
292	Don Heinrich	Kansas State	1950	W	242	Isaiah Stanback	Air Force	2005	L
291	Jake Browning	Oregon State	2016	W	241	Cary Conklin	San Jose State	1988	W
291	Keith Price	Washington State	2011	W	241	Tim Cowan	Washington State	1982	L
291	Cody Pickett	Stanford	2001	W	241	Sandy Lederman	Colorado	1953	L
291	Cody Pickett	California	2001	W	240	Greg Collins	Pacific	1972	W
290	Jacob Eason	BYU	2019	W	240	Steve Pelluer	Oregon State	1982	W
290	Cody Pickett	Indiana	2003	W	239	Damon Huard	Arizona State	1995	W
289	Jacob Eason	Oregon	2019	L	238	Chris Chandler	Arizona State	1986	L
289	Jake Locker	Syracuse	2010	W	238	Tom Sparlin	USC	1966	L
289	Brock Huard	Oregon	1998	L	237	Jake Locker	California	2010	W
287	Michael Penix Jr.	Texas	2022*	W	237	Jake Locker	USC	2009	W
287	Jake Browning	Rutgers	2016	W	237	Marques Tuiasosopo	BYU	1999	L
286	Jake Locker	Oregon State	2010	W	237	Cary Conklin	Arizona	1987	T
285	Cody Pickett	Oregon State	2003	W	237	Damon Huard	California	1993	W
285	Brock Huard	BYU	1997	W	236	Billy Joe Hobert	Washington State	1991	W
284	Jake Browning	Rutgers	2017	W	236	Cary Conklin	USC	1989	L
284	Jake Browning	Southern Miss	2015*	W	236	Steve Pelluer	Navy	1983	W
284	Carl Bonnell	California	2006	L	235	Keith Price	California	2012	W
283	Brock Huard	Washington State	1997	L	235	Jake Locker	UCLA	2009	L
283	Billy Joe Hobert	Nebraska	1991	W	234	Dylan Morris	California	2021	W
282	Tom Flick	Michigan	1981*	L	234	Cody Pickett	Idaho	2003	W
281	Jake Locker	Notre Dame	2009	L	234	Billy Joe Hobert	Kansas State	1991	W
281	Cody Pickett	UCLA	2003	L	234	Chris Chandler	Tulane	1987*	W
280	Cary Conklin	USC	1988	L	234	Steve Pelluer	California	1981	W
279	Jake Locker	Arizona State	2009	L	233	Carl Bonnell	Oregon State	2007	L
278	Tom Flick	Stanford	1980	W	232	Hugh Millen	Oklahoma State	1985	L
277	Jake Browning	BYU	2018	W	231	Cody Pickett	Stanford	2003	W
277	Keith Price	Utah	2012	W	230	Dylan Morris	Arizona	2020	W
277	Keith Price	Arizona	2011	W	230	Sonny Sixkiller	TCU	1971	W
277	Sonny Sixkiller	UCLA	1970	W	230	Tom Flick	Arizona	1980	W
276	Ronnie Fouch	Oregon State	2008	L	229	Michael Penix Jr.	Colorado	2022	W
276	Damon Huard	Washington State	1995	W	229	Marques Tuiasosopo	Oregon	2000	L
276	Sonny Sixkiller	Michigan State	1970	W	229	Steve Pelluer	San Diego State	1982	W
275	Michael Penix Jr.	Arizona State	2023	W	228	Billy Joe Hobert	Arizona State	1991	W
275	Don Heinrich	Washington State	1950	W	228	Tom Flick	Navy	1980	L
274	Keith Price	Nebraska	2011	L	226	Keith Price	Utah	2011	W
274	Cody Pickett	USC	2003	L	226	Jake Locker	Washington State	2010	W
273	Cyler Miles	California	2014	W	226	Don Heinrich	Idaho	1952	W
272	Dylan Morris	Utah	2020	W	225	Cody Pickett	California	2003	L
272	Cody Pickett	Purdue	2002*	L	225	Marques Tuiasosopo	California	2000	W
271	Carl Bonnell	Washington State	2006	W					
271	Brock Huard	UCLA	1997	L					
270	Marques Tuiasosopo	Nebraska	1997	L					
269	Steve Pelluer	Michigan	1983	W					
268	Cyler Miles	Oklahoma State	2014*	L					
268	Damon Huard	Arizona State	1994	W					
266	Jake Locker	BYU	2010	L					
266	Jake Locker	Oregon	2009	L					
265	Jake Browning	UCLA	2018	W					
263	Jake Browning	Arizona	2015	W					
262	Jacob Eason	Hawai'i	2019	W					
262	Cody Pickett	Oregon State	2002	W					
261	Marques Tuiasosopo	Oregon	1997	L					
260	Brock Huard	Oregon State	1998	W					
259	Jake Browning	Montana	2017	W					
259	Jake Browning	USC	2016	L					
259	Damon Huard	UCLA	1995	W					
259	Cary Conklin	Colorado	1989	L					
257	Jake Browning	Utah	2015	L					
257	Keith Price	Colorado	2011	W					
257	Jake Locker	Oregon	2007	L					
257	Sonny Sixkiller	California	1970	L					
257	Warren Moon	Syracuse	1977	L					
256	Michael Penix Jr.	USC	2023	W					
256	Keith Price	Arizona	2012	L					
256	Billy Joe Hobert	Oregon	1991	W					
256	Sonny Sixkiller	Washington State	1970	W					
256	Steve Pelluer	Texas El Paso	1982	W					
255	Michael Penix Jr.	Michigan	2023	L					
255	Cody Pickett	Ohio State	2003	L					
254	Dylan Morris	Stanford	2020	L					
254	Jake Browning	Fresno State	2017	W					
254	Damon Huard	Oregon	1994	L					
253	Cyler Miles	Oregon State	2014	W					
253	Jake Locker	Idaho	2009	W					
253	Don Heinrich	Stanford	1952	W					
252	Cody Pickett	Arizona State	2001	W					
249	Cyler Miles	California	2014	W					
248	Keith Price	Colorado	2012	W					
248	Jake Locker	California	2009	W					
247	Keith Price	Stanford	2011	L					
247	Damon Huard	San Jose State	1993	W					
245	Tom Flick	USC	1979	L					
244	Jacob Eason	Washington State	2019	W					

* indicates bowl game

Husky Quarterback History

Michael Penix Jr. (2022-23)

- Transferred to UW after four seasons at Indiana
- Led UW to an 11-2 record in 2022, and a 14-1 mark in 2023
- Led the nation in passing yards per game in each of his two seasons at Washington
- Earned first-team All-America and won the Maxwell Award in 2023
- Finished second in the Heisman Trophy voting, highest ever by a Husky

Passing	G-S	Att.	Comp.	Yds.	TD	Int.	Pct.	LG
2022	13-13	554	362	4,641	31	8	.653	84
2023	15-15	555	363	4,903	36	11	.654	92
Totals	28-28	1,109	725	9,544	67	19	.654	92

Jacob Eason (2019)

- Began career at Georgia, but transferred to UW after 2017 season (redshirted 2018)
- Won national Gatorade Player of the Year Award at Lake Stevens HS (2015)
- Drafted by the Colts in the 4th round of the 2020 Draft and spent 2020 season on active roster

Passing	G-S	Att.	Comp.	Yds.	TD	Int.	Pct.	LG
2019	13-13	405	260	3,132	23	8	.642	57

Jake Browning (2015-2018)

- First true freshman ever to start a season-opener (2015 at Boise State)
- UW's leader in career yards and single-season and career TD passes, among other records
- Won more games as a starting QB than anyone in Pac-12 history (39)
- Pac-12 Offensive Player of the Year and 6th in Heisman voting in 2016

Passing	G-S	Att.	Comp.	Yds.	TD	Int.	Pct.	LG
2015	12-12	368	233	2,955	16	10	.633	81
2016	14-14	391	243	3,430	43	9	.621	75
2017	13-13	230	336	2,719	19	5	.685	76
2018	14-14	388	252	3,192	16	10	.649	59
Totals	53-53	1,483	958	12,296	94	34	.646	81

Keith Price (2010-2013)

- Set UW career records for TDs, completion pct., passing efficiency and interception pct.
- Finished second in career passing yards, completions and attempts

Passing	G-S	Att.	Comp.	Yds.	TD	Int.	Pct.	LG
2010	8-1	37	19	164	2	0	.514	28
2011	13-13	362	242	3,063	33	11	.669	80
2012	13-13	432	263	2,726	19	13	.609	47
2013	12-12	352	233	2,966	21	6	.662	70
Totals	46-39	1,183	757	8,929	75	30	.640	80

Jake Locker (2007-2010)

- Easily the leading rushing QB in Husky history with 1,939 yards
- Finished second in career passing yards, completions, attempts and touchdowns
- 2007 Pac-10 Freshman of the Year
- Drafted in the first round (8th overall) of the 2011 NFL Draft

Passing	G-S	Att.	Comp.	Yds.	TD	Int.	Pct.	LG
2007	12-12	328	155	2062	14	15	.473	98
2008	4-4	93	50	512	1	0	.538	48
2009	12-12	394	230	2800	21	11	.584	51
2010	12-12	332	184	2265	17	9	.554	80
Totals	40-40	1147	619	7639	53	35	.540	98

Cody Pickett (1999-2003)

- Became first 4,000-yard passer in Pac-10 history with record-setting 4,458 yards in 2003
- Career passing total of 10,220 yards is fourth-highest in Pac-10 history
- Owns seven of the top-10 single-game passing yardage records in UW history
- Finished UW career holding 21 different UW passing records

Passing	G-S	Att.	Comp.	Yds.	TD	Int.	Pct.	LG
1999	1-0	4	0	0	0	1	.000	0
2000	3-0	4	3	23	0	0	.750	12
2001	11-11	355	196	2696	12	16	.552	78
2002	13-13	612	365	4458	28	14	.596	89
2003	12-12	454	257	3043	15	13	.566	87
Totals	40-36	1429	821	10220	55	44	.575	89

Marques Tuiasosopo (1997-2000)

- 2001 Rose Bowl MVP and 2000 Pac-10 Offensive Player of the Year
- Set UW career record in total offense
- Eighth in voting for 2000 Heisman Trophy
- Only player in college football history to rush for 200 yds. and pass for 300 yds. in a game
- Member of the AFC Champion Oakland Raiders in 2002

Passing	G-S	Att.	Comp.	Yds.	TD	Int.	Pct.	LG
1997	10-1	64	37	650	3	1	.578	54
1998	12-2	86	45	527	3	5	.523	51
1999	12-12	322	189	2418	12	12	.587	83
2000	12-12	345	186	2284	15	11	.539	59
Totals	46-27	817	457	5879	33	29	.559	83

Rushing	G-S	TC	Yds.	Lost	Net	Avg.	TD	LG
1997	10-1	40	190	73	117	2.9	1	42
1998	12-2	47	377	39	338	7.2	7	46
1999	12-12	149	783	212	571	3.8	6	30
2000	12-12	141	695	226	469	3.3	7	46
Totals	46-27	377	2045	550	1495	4.0	21	46

Brock Huard (1996-98)

- Broke brother Damon's UW career record in passing
- Finished his career as holder of 20 UW records

Passing	G-S	Att.	Comp.	Yds.	TD	Int.	Pct.	LG
1996	12-9	254	129	1881	13	6	.508	83
1997	11-11	274	164	2319	25	10	.599	53
1998	10-10	347	191	2191	15	15	.550	66
Totals	33-30	875	484	6391	53	31	.553	83

Damon Huard (1992-95)

- Set UW career records in passing and total offense
- Member of Washington's 1991 National Championship team
- Member of the Super Bowl Champion New England Patriots in 2002 and 2004

Passing	G-S	Att.	Comp.	Yds.	TD	Int.	Pct.	LG
1992	4-0	5	5	108	1	0	1.000	68
1993	10-8	197	116	1282	9	10	.589	66
1994	11-11	275	153	1887	13	12	.556	75
1995	12-12	313	198	2609	13	6	.633	79
Totals	37-31	790	472	5886	36	28	.597	79

Mark Brunell (1989-92)

- 1991 Rose Bowl MVP
- Member of Washington's 1991 National Championship team
- One-time owner of five Rose Bowl records
- Has passed for over 30,000 yards and rushed for over 2,400 yards in 17-year NFL career

Passing	G-S	Att.	Comp.	Yds.	TD	Int.	Pct.	LG
1989	3-0	17	9	82	0	2	.529	14
1990	12-12	275	132	1895	16	9	.480	67
1991	9-0	52	33	422	5	2	.635	38
1992	12-7	219	127	1609	7	4	.580	50
Totals	36-19	563	301	4008	28	17	.535	67

Billy Joe Hobert (1990-92)

- Won 1992 Rose Bowl MVP honors, leading UW to the 1991 National Championship
- UW never lost a game he played in, going 27-0 (four as punter only)
- Retired in 2002 after nine seasons in the NFL

Passing	G-S	Att.	Comp.	Yds.	TD	Int.	Pct.	LG
1990	5-0	9	4	41	0	1	.444	23
1991	12-12	319	191	2463	24	12	.599	71
1992	8-5	136	71	716	5	3	.522	31
Totals	25-17	464	266	3220	29	16	.573	71

Cary Conklin (1986-89)

- 1989 Freedom Bowl MVP
- 1990 Hula Bowl Offensive Player of the Game
- Member of the 1991 Super Bowl Champion Washington Redskins
- Capped six-year NFL career with the San Francisco 49ers

Passing	G-S	Att.	Comp.	Yds.	TD	Int.	Pct.	LG
1986	6-0	20	12	130	2	3	.600	22
1987	4-0	62	29	333	2	4	.468	34
1988	11-11	302	153	1833	11	12	.507	55
1989	12-12	404	229	2786	18	17	.567	76
Totals	33-23	788	423	5082	33	36	.537	76

Chris Chandler (1984-87)

- Named MVP of 1985 Freedom Bowl and 1987 Independence Bowl
- Quarterbacked Atlanta Falcons to 1999 Super Bowl
- 17-year NFL career included 2 Pro Bowls, over 28,000 yards passing

Passing	G-S	Att.	Comp.	Yds.	TD	Int.	Pct.	LG
1984	2-0	1	0	0	0	0	.000	0
1985	6-3	98	53	569	3	4	.541	50
1986	12-12	318	180	2193	20	15	.566	63
1987	12-12	279	143	1973	11	14	.513	59
Totals	32-27	696	376	4735	34	33	.540	63

Hugh Millen (1984-85)

- 1985 National Football Foundation Scholar-Athlete Winner
- Played 10 years in NFL

Passing	G-S	Att.	Comp.	Yds.	TD	Int.	Pct.	LG
1984	11-8	175	91	1092	6	9	.520	73
1985	9-9	264	158	1565	6	14	.598	64
Totals	20-17	439	249	2657	12	23	.567	73

Steve Pelluer (1980-83)

- 1983 Pac-10 Offensive Player of the Year; 1983 Pac-10 Conference Medalist
- 1983 All-Coast First Team
- Ended eight-year NFL career in 1991, went on to play two years in the World League

Passing	G-S	Att.	Comp.	Yds.	TD	Int.	Pct.	LG
1980	3-0	6	2	24	0	0	.000	0
1981	12-10	263	125	1280	9	9	.475	69
1982	10-8	200	113	1248	10	10	.565	47
1983	12-12	357	232	2365	11	8	.650	70
Totals	37-30	826	472	4917	30	27	.571	70

Tom Flick (1976-80)

- Set UW single-game completion pct. record against Arizona in 1980 (16-17, .941)

Passing	G-S	Att.	Comp.	Yds.	TD	Int.	Pct.	LG
1976	1-0	1	0	0	0	0	.000	16
1977								Red-Shirted Season
1978	7-1	29	19	198	4	4	.655	38
1979	10-6	122	71	852	6	6	.582	46
1980	12-12	319	191	2460	15	13	.599	84
Totals	30-19	471	281	3510	25	23	.597	84

Warren Moon (1975-77)

- 1977 Pac-10 Co-Player of the Year and 1978 Rose Bowl MVP
- 1984 Husky Hall of Fame Inductee, 1997 Rose Bowl Hall of Fame Inductee
- Led Edmonton Eskimos to a record five -consecutive Grey Cup titles
- Played 17 seasons in the NFL, MVP of 1998 Pro Bowl

Passing	G-S	Att.	Comp.	Yds.	TD	Int.	Pct.	LG
1975	8-6	122	48	587	2	2	.390	78
1976	11-11	175	81	1106	6	8	.463	50
1977	12-12	222	125	1772	12	9	.563	54
Totals	31-29	519	254	3465	20	19	.489	78

Sonny Sixkiller (1970-72)

- 1970 Touchdown Club of Ohio's Sammy Baugh Trophy Winner
- Featured on the cover of the October 4, 1971 issue of Sports Illustrated
- 1985 Husky Hall of Fame Inductee
- Played two seasons in the WFL

Passing	G-S	Att.	Comp.	Yds.	TD	Int.	Pct.	LG
1970	10-9	362	186	2303	15	22	.514	-
1971	11-11	297	126	2068	13	18	.424	-
1972	7-7	152	73	1125	7	11	.480	-
Totals	28-27	811	385	5496	35	51	.475	-

Bob Schloredt (1958-60)

- 1959 All-American, All-Coast and All-Conference
- Featured on the cover of the October 3, 1960 Sports Illustrated
- 1960 & 1961 Rose Bowl MVP
- 1981 Husky Hall of Fame Inductee
- 1989 National Football Foundation College Hall of Fame Inductee
- Played two seasons in the WFL and two seasons in the CFL

Passing	G-S	Att.	Comp.	Yds.	TD	Int.	Pct.	LG
1958	-	18	7	56	0	2	.389	-
1959	-	82	43	835	6	2	.524	53
1960	-	30	15	304	4	2	.500	-
Totals	-	130	65	1195	10	6	.500	53

Don Heinrich (1949-52)

- 1950 & 1952 All-American
- Finished ninth in the 1952 Heisman Trophy balloting
- 1981 Husky Hall of Fame Inductee
- 1987 National Football Foundation College Hall of Fame Inductee
- In six NFL seasons, led the NY Giants to three title games and the 1956 Championship

Passing	G-S	Att.	Comp.	Yds.	TD	Int.	Pct.	LG
1949	10-7	119	64	899	6	7	.538	-
1950	10-10	221	134	1846	14	9	.604	-
1951								Did Not Play
1952	10-10	270	137	1647	13	17	.507	80
Totals	30-27	610	335	4392	33	33	.549	80

Washington Record Book — Individual Receiving

Receptions

Career	243, Reggie Williams, 2001-03
Season	94, Reggie Williams, 2002
Game	15, Braxton Cleman vs. USC, 2002

Receptions Per Game

Career (Min. 18 games):	6.57, Reggie Williams 2001-03 (243 rec., 37 games)
Season (Min. 9 games):	7.4, Reggie Williams, 2003 (89 rec., 12 games)

Receiving Yards

Career	3,598, Reggie Williams, 2001-03
Season	1,640, Rome Odunze, 2020-23
Game	257, Dave Williams vs. UCLA, 1965

Receiving Yards Per Game

Career (Min. 18 games):	97.2, Reggie Williams, 2001-03 (3,598 yds., 37 games)
Season (Min. 9 games):	111.8, Reggie Williams, 2002 (1,494 yds., 13 games)

Receiving Yards Per Catch

Career (Min. 50 receptions):	23.6, Spider Gaines, 1975-78 (1,651 yds., 70 rec.)
Season (Min. 30 receptions):	23.4, Tom Scott, 1971 (820 yds., 35 rec.)
Game (Min. 4 receptions):	39.0, Jerome Pathon, 1997 vs. Nebraska (195 yds., 5 rec.)

Touchdown Receptions

Career	30, Mario Bailey, 1988-91
Season	18, Mario Bailey, 1991
Game	4, Jermaine Kearse vs. Oregon State, 2010

Receptions by a Tight End

Career	146, Austin Seferian-Jenkins, 2011-13
Season	69, Austin Seferian-Jenkins, 2012
Game	10, Dave Williams vs. UCLA, 1965; vs. Stanford, 1965

Receiving Yards by a Tight End

Career	1,838, Austin Seferian-Jenkins, 2011-13
Season	850, Austin Seferian-Jenkins, 2012

Receiving Yards Per Catch by a Tight End

Career (Min. 20 receptions):	18.3, Dave Williams, 1964-66
Season (Min. 10 receptions):	21.6, Reginald Brown, 1973

Touchdown Receptions by a Tight End

Career	21, Austin Seferian-Jenkins, 2011-13
Season	10, Dave Williams, 1965

Receptions by a Running Back

Career	143, Vince Weathersby, 1986-88
Season	49, Vince Weathersby, 1985
Game	15, Braxton Cleman vs. USC, 2002

Two 100-Yard Receivers in One Game

Names	Yards	Opponent
Rome Odunze and Ja'Lynn Polk	125/122	Texas, 2024 Sugar Bowl
Jalen McMillan and Rome Odunze	131/102	Oregon, 2023 Pac-12 CG
Rome Odunze and Ja'Lynn Polk	128/118	Oregon, 2023
Ja'Lynn Polk and Rome Odunze	127/126	California, 2023
Rome Odunze and Ja'Lynn Polk	180/118	Michigan State, 2023
Jalen McMillan and Rome Odunze	120/107	Tulsa, 2023
Rome Odunze and Ja'Lynn Polk	132/101	Boise State, 2023
Rome Odunze and Jalen McMillan	157/150	Washington State, 2022
Jalen McMillan and Giles Jackson	127/105	Portland State, 2022
Reggie Williams and Patrick Reddick	116/105	California, 2002
Paul Arnold and Patrick Reddick	138/102	Arizona, 2001
Dane Looker and Reggie Davis	108/110	Arizona State, 1998
Mario Bailey and Orlando McKay	108/105	Oregon, 1991
Brian Slater and Darryl Franklin	165/116	Pacific, 1987
Paul Skansi and Aaron Williams	113/110	USC, 1979

Receptions

Game	Name	Rec.	Opponent
1.	Braxton Cleman	15	USC, 2002
2.	Reggie Williams	14	Oregon, 2002
3.	Reggie Williams	13	Arizona, 2003
4.	Dante Pettis	12	Oregon State, 2017
	John Ross	12	Arizona State, 2016
	Reggie Williams	12	Washington State, 2002
	Dane Looker	12	USC, 1998
8.	Reggie Williams	11	Washington State, 2001
	Dane Looker	11	Arizona State, 1998
	Jim Krieg	11	USC, 1970
	Jim Cope	11	USC, 1966

Season

Name	Rec.	Yds.	Avg.	TD	
1. Reggie Williams (2002)	94	1,454	15.5	11	
2. Rome Odunze (2023)	92	1,640	17.8	13	
3. Reggie Williams (2003)	89	1,109	12.5	8	
4. John Ross (2016)	81	1,150	14.2	17	
5. Jalen McMillan (2022)	79	1,098	13.9	9	
6. Kasen Williams (2012)	77	878	11.4	6	
7. Rome Odunze (2022)	75	1,145	15.3	7	
8. Jerome Pathon (1997)	73	1,299	17.8	8	
9. Dane Looker (1998)	72	762	10.6	5	
10. Ja'Lynn Polk (2023)	69	1,159	16.8	9	
	Austin Seferian-Jenkins (2012)	69	850	12.3	7
12. Mario Bailey (1991)	68	1,163	17.1	18	
13. Jaydon Mickens (2013)	65	688	10.6	5	
14. Dante Pettis (2017)	63	761	12.1	7	
	Jermaine Kearse (2010)	63	1,005	16.0	12

Career

Name (Years)	Rec.	Yds.	Avg.	TD
1. Reggie Williams (2001-03)	243	3,598	14.8	22
2. Rome Odunze (2020-23)	214	3,272	15.3	24
3. Jaydon Mickens (2012-15)	203	2,187	10.8	12
4. Jermaine Kearse (2008-11)	180	2,871	15.9	29
5. Jalen McMillan (2020-23)	164	2,143	13.1	17
6. Dante Pettis (2014-17)	163	2,256	13.8	24
7. Kasen Williams (2011-14)	162	1,915	11.8	15
8. Paul Skansi (1979-82)	161	1,992	12.4	15
9. Aaron Fuller (2016-19)	159	2,051	12.9	13
10. Austin Seferian-Jenkins (2011-13)	146	1,838	12.6	21
11. Vince Weathersby (1985-88)	143	1,048	7.3	2
12. Mario Bailey (1988-91)	141	2,306	16.4	30
13. Jerome Pathon (1995-97)	138	2,275	16.5	17
14. Devin Aguilar (2008-11)	131	1,802	13.8	13
15. Anthony Russo (2004-07)	122	1,944	15.9	9

Receptions Per Game

Name	Year	Rec.	Gms.	Avg.	
1. Reggie Williams	2003	89	12	7.4	
2. Reggie Williams	2002	94	13	7.2	
3. Dane Looker	1998	72	11	6.5	
4. Rome Odunze	2022	75	12	6.3	
5. Rome Odunze	2023	92	15	6.1	
6. Jerome Pathon	1997	73	12	6.1	
7. Jalen McMillan	2022	79	13	6.1	
8. Kasen Williams	2012	77	13	5.9	
9. John Ross	2016	71	14	5.8	
10. Mario Bailey	1991	68	12	5.7	
11. Jim Krieg	1970	54	10	5.4	
12. Austin Seferian-Jenkins	2012	69	13	5.3	
13. Jaydon Mickens	2013	65	13	5.0	
14. D'Andre Goodwin	2008	60	12	5.0	
	Reggie Williams	2001	60	12	5.0
	Paul Skansi	1982	60	12	5.0
	Anthony Allen	1982	50	10	5.0

Career (Min. 18 games)

Name	Rec.	Gms.	Avg.
1. Reggie Williams (2001-03)	243	37	6.57
2. Rome Odunze (2020-23)	214	40	5.35
3. Jalen McMillan (2022-23)	164	38	4.32
4. Dane Looker (1998-99)	96	23	4.17
5. Austin Seferian-Jenkins (2011-13)	146	38	3.84
6. Jerome Pathon (1995-97)	138	36	3.83
7. Jaydon Mickens (2012-15)	203	53	3.83
8. Mario Bailey (1988-91)	141	37	3.81
9. Jim Krieg (1970-71)	76	20	3.80
10. Ja'Lynn Polk (2021-23)	115	31	3.71

Receiving Yards**Game**

Name	Yds.	Opponent
1. Dave Williams	257	UCLA, 1965
2. Andre Riley	223	Arizona State, 1989
3. Charles Frederick	216	Oregon State, 2003
4. Darryl Franklin	209	Stanford, 1987
5. John Ross	208	California, 2016
6. Reggie Williams	203	Washington State, 2001
7. Jermaine Kearse	198	Baylor, 2011 Alamo Bowl
8. Reggie Williams	198	Oregon, 2002
9. Jerome Pathon	195	Nebraska, 1997
10. Jim Cope	195	USC, 1966

Season

Name	Rec.	Yds.	Avg.	TD
1. Rome Odunze (2023)	92	1,640	17.8	13
2. Reggie Williams (2002)	94	1,454	15.5	11
3. Jerome Pathon (1997)	73	1,299	17.8	8
4. Mario Bailey (1991)	68	1,163	17.1	18
5. Ja'Lynn Polk (2023)	69	1,159	16.8	9
6. John Ross (2016)	81	1,150	14.2	17
7. Rome Odunze (2022)	75	1,114	15.3	7
8. Reggie Williams (2003)	89	1,109	12.5	8
9. Jalen McMillan (2022)	79	1,098	13.9	9
10. Andre Riley (1989)	57	1,071	18.8	5
11. Reggie Williams (2001)	60	1,035	17.3	3
12. Jermaine Kearse (2010)	63	1,005	16.0	12
13. Kasen Williams (2012)	77	878	11.4	6
14. Aaron Fuller (2018)	58	874	15.1	4
15. Jermaine Kearse (2009)	50	866	17.2	8

Career

Name (Years)	Rec.	Yds.	Avg.	TD
1. Reggie Williams (2001-03)	243	3,598	14.8	22
2. Rome Odunze (2020-23)	214	3,272	15.3	24
3. Jermaine Kearse (2008-11)	180	2,871	15.9	29
4. Mario Bailey (1988-91)	141	2,306	16.4	30
5. Jerome Pathon (1995-97)	138	2,275	16.5	17
6. Dante Pettis (2014-17)	163	2,256	13.8	24
7. Jaydon Mickens (2012-15)	203	2,187	10.8	12
8. Jalen McMillan (2020-23)	164	2,143	13.1	17
9. Aaron Fuller (2016-19)	159	2,051	12.9	13
10. Paul Skansi (1979-82)	161	1,992	12.4	15
11. Ja'Lynn Polk (2021-23)	115	1,967	17.1	16
12. Anthony Russo (2004-07)	122	1,944	15.9	9
13. Kasen Williams (2011-13)	162	1,915	11.8	15
14. Scott Phillips (1973-76)	111	1,866	16.8	8
15. Austin Seferian-Jenkins (2011-13)	146	1,838	12.6	21

Yards Per Game**Season (Min. 9 games)**

Name	Year	Rec.	Yds.	Gms.	Avg.
1. Reggie Williams	2002	94	1,454	13	111.8
2. Rome Odunze	2023	92	1,640	15	109.3
3. Jerome Pathon	1997	73	1,299	12	108.3
4. Mario Bailey	1991	68	1,163	12	96.9
5. Rome Odunze	2022	75	1,145	12	95.4
6. Reggie Williams	2003	89	1,109	12	92.4
7. Andre Riley	1989	57	1,071	12	89.3
8. Reggie Williams	2001	60	1,035	12	86.3
9. Jalen McMillan	2022	79	1,098	13	84.5
10. John Ross	2016	81	1,150	14	82.1
11. Dave Williams	1965	38	795	10	79.5
12. Jermaine Kearse	2010	63	1,005	13	77.3
13. Ja'Lynn Polk	2023	69	1,159	15	77.3
14. Tom Scott	1971	35	820	11	74.5
15. Jim Krieg	1970	54	738	10	73.8

Career (Min. 18 games)

Name	Rec.	Yds.	Gms.	Avg.
1. Reggie Williams (2001-03)	243	3,598	37	97.2
2. Rome Odunze (2020-23)	214	3,272	40	81.8
3. Brian Slater (1985-88)	90	1,731	27	64.1
4. Ja'Lynn Polk (2022-23)	115	1,967	31	63.5
5. Jerome Pathon (1995-97)	138	2,275	36	63.2
6. Mario Bailey (1988-91)	141	2,306	37	62.3
7. Spider Gaines (1975-78)	70	1,651	27	61.1
8. Jim Krieg (1970-71)	76	1,220	20	61.0
9. Jermaine Kearse (2008-11)	180	2,871	50	57.4
10. Hunter Bryant (2017-19)	85	1,394	25	55.8

Yards Per Reception**Game (Min. 4 receptions)**

Name	Avg. (Nos.)	Opponent
1. Jermaine Kearse	39.6 (5-198)	Baylor, 2011 Alamo Bowl
2. Jerome Pathon	39.0 (5-195)	Nebraska, 1997
3. Roland Kirkby	36.8 (5-184)	Kansas State, 1950
4. Jason Shelley	35.5 (4-142)	San Jose St., 1993
5. Dave Williams	35.4 (5-177)	Oregon, 1965
6. Fred Coleman	35.25 (4-141)	Arizona, 1996
7. Al Maurer	35.0 (4-140)	Stanford, 1970
8. John Ross	34.7 (6-208)	California, 2016
9. Andre Riley	34.3 (4-137)	Purdue, 1989
10. George Black	34.0 (4-136)	Utah, 1953

Season (Min. 30 receptions)

Name	Year	Rec.	Yds.	Avg.
1. Tom Scott	1971	35	820	23.4
2. Spider Gaines	1977	34	782	23.0
3. Scott Phillips	1974	34	716	21.0
4. Dave Williams	1965	38	795	20.9
5. Marcel Reece	2007	39	761	19.5
6. Brian Slater	1988	38	737	19.4
7. Brian Slater	1987	40	755	18.9
8. Andre Riley	1989	57	1,071	18.8
9. Rome Odunze	2023	92	1,640	17.8
10. Jerome Pathon	1997	73	1,299	17.8
11. Jermaine Kearse	2009	50	866	17.3
12. Reggie Williams	2001	60	1,035	17.3
13. Anthony Russo	2006	32	552	17.2
14. Mario Bailey	1991	68	1,163	17.1
Mario Bailey	1990	42	720	17.1

Career (Min. 50 receptions)

Name	Rec.	Yds.	Avg.
1. Spider Gaines (1975-78)	70	1,651	23.6
2. Brian Slater (1985-88)	90	1,731	19.2
3. Andre Riley (1986-89)	62	1,151	18.6
4. Dave Williams (1964-66)	62	1,133	18.3
5. Ja'Lynn Polk (2021-23)	115	1,967	17.1
6. Scott Phillips (1973-76)	111	1,866	16.8
7. Aaron Williams (1979-82)	86	1,428	16.6
8. Jerome Pathon (1995-97)	138	2,275	16.5
9. Hunter Bryant (2017-19)	85	1,394	16.4
10. Mario Bailey (1989-91)	141	2,306	16.4
11. Jim Krieg (1970-71)	76	1,220	16.1
12. Jermaine Kearse (2008-11)	180	2,871	16.0
13. Anthony Russo (2004-07)	122	1,944	15.9
14. Lonzell Hill (1983-86)	112	1,766	15.8
15. Fred Coleman (1994-97)	110	1,727	15.7

Touchdown Receptions**Game**

Name	No.	Opponent
1. Jermaine Kearse	4	Oregon State, 2010
2. Jack Westover	3	Michigan State, 2023
Ja'Lynn Polk	3	Michigan State, 2022
Dante Pettis	3	Oregon State, 2017
Dante Pettis	3	Fresno State, 2017
Dante Pettis	3	California, 2016
John Ross	3	California, 2016
John Ross	3	Oregon, 2016
Jermaine Kearse	3	Syracuse, 2010
Reggie Williams	3	Oregon, 2002
Reggie Williams	3	Arizona, 2002
Mario Bailey	3	Oregon State, 1991
Mario Bailey	3	Toledo, 1991
Brian Slater	3	USC, 1988
Brian Slater	3	Washington State, 1986
Al Maurer	3	Stanford, 1970
Dave Williams	3	UCLA, 1965
Roland Kirkby	3	Kansas State, 1950

Season

Name	Year	TDs
1. Mario Bailey	1991	18
2. John Ross	2016	17
3. Dante Pettis	2016	15
4. Rome Odunze	2023	13
5. Jermaine Kearse	2010	12
6. Reggie Williams	2002	11
7. Dave Williams	1965	10
8. Ja'Lynn Polk	2023	9
Jalen McMillan	2022	9
Fred Coleman	1997	9
Anthony Allen	1982	9

Career

Name	TDs
1. Mario Bailey (1988-91)	30
2. Jermaine Kearse (2008-11)	29
3. Rome Odunze (2020-23)	24
Dante Pettis (2014-17)	24
5. John Ross (2013-14, 16)	22
Reggie Williams (2001-03)	22
7. Austin Seferian-Jenkins (2011-13)	21
8. Jalen McMillan (2020-23)	17
Jerome Pathon (1995-97)	17
Spider Gaines (1975-78)	17
11. Ja'Lynn Polk (2020-23)	16
Lonzell Hill (1983-86)	16
Brian Slater (1985-88)	16
14. Kasen Williams (2011-13)	15
Paul Skansi (1979-82)	15
16. Anthony Allen (1979-82)	14
Fred Coleman (1994-97)	14

Receptions by Tight End**Game**

Name	No.	Opponent
1. Dave Williams	10	UCLA, 1965
Dave Williams	10	Stanford, 1965
3. Austin Seferian-Jenkins	9	San Diego State, 2012
Jerramy Stevens	9	Texas, 2001 Holiday Bowl
5. Cade Otton	8	Utah, 2020
Austin Seferian-Jenkins	8	Arizona, 2012
Austin Seferian-Jenkins	8	California, 2012
Jerramy Stevens	8	Arizona, 2000
9. Jack Westover	7	Utah, 2023
Cade Otton	7	Arizona, 2020
Austin Seferian-Jenkins	7	Utah, 2012
Jerramy Stevens	7	Colorado, 2000
Jerramy Stevens	7	Miami, 2000
Mark Bruener	7	California, 1993

Season

Name	Year	No.
1. Austin Seferian-Jenkins	2012	69
2. Hunter Bryant	2019	52
3. Jerramy Stevens	2000	48
4. Jack Westover	2023	46
5. Kevin Ware	2002	42
David Bayle	1980	42
7. Austin Seferian-Jenkins	2011	41
8. Bill Ames	1989	39
9. Dave Williams	1965	38
10. Joshua Perkins	2015	36
Austin Seferian-Jenkins	2013	36
Rod Jones	1985	36
13. Mark Bruener	1994	34
Rod Jones	1986	34
15. Cade Otton	2019	32

Career

Name (Years)	No.
1. Austin Seferian-Jenkins (2011-13)	146
2. Mark Bruener (1991-94)	95
3. Cade Otton (2018-21)	91
4. Jerramy Stevens (1999-01)	88
5. Jack Westover (2018-23)	87
6. Hunter Bryant (2017-19)	85
7. Rod Jones (1984-86)	81
8. John Brady (1970-72)	67
9. Joshua Perkins (2012-15)	66
10. David Williams (1964-66)	62

Receiving Yards by a Tight End

Season	Name	Year	Rec.	Yds.
1.	Austin Seferian-Jenkins	2012	69	850
2.	Hunter Bryant	2019	52	825
3.	Dave Williams	1965	38	795
4.	Jerramy Stevens	2000	43	651
5.	Joshua Perkins	2015	36	539
6.	Austin Seferian-Jenkins	2011	41	538
7.	Kevin Ware	2002	42	475
8.	Austin Seferian-Jenkins	2013	36	450
	John Brady	1972	30	450
10.	Jack Westover	2023	46	433

Career

Name (Years)	Rec.	Yds.
1. Austin Seferian-Jenkins (2011-13)	146	1,838
2. Hunter Bryant (2017-19)	85	1,394
3. Dave Williams (1964-66)	62	1,133
4. Jerramy Stevens (1999-2001)	88	1,113
5. Mark Bruener (1991-94)	95	1,102
6. John Brady (1970-72)	67	1,040
7. Cade Otton (2018-21)	91	1,026
8. Joshua Perkins (2012-15)	69	911
9. Jack Westover (2019-23)	87	849
10. Cameron Cleeland (1994-97)	55	824

Touchdown Receptions by a Tight End

Name (Years)	TD	
1. Austin Seferian-Jenkins (2011-13)	21	
2. John Brady (1970-72)	10	
	Dave Williams (1964-66)	10
4. Cade Otton (2018-19)	9	
	Joshua Perkins (2012-15)	9
	Jerramy Stevens (1999-2001)	9
7. Jack Westover (2019-23)	6	
	Joshua Perkins (2012-14)	6
	Cameron Cleeland (1994-97)	6
	Ernie Conwell (1992-95)	6
	Aaron Pierce (1988-91)	6

Receptions by a Running Back

Game	Name	No.	Opponent
1.	Braxton Cleman	15	USC, 2002
2.	Dwayne Washington	7	Boise State, 2015
	Rich Alexis	7	Wyoming, 2002
	Braxton Cleman	7	California, 2002
	Paul Arnold	7	Oregon State, 2000
	Leon Neal	7	Ohio State, 1995
	Vince Weathersby	7	Washington State, 1985
	Vince Weathersby	7	Oregon, 1985
	Vince Weathersby	7	Houston, 1985

Season (since 1950)

Name	Year	Rec.	
1. Greg Lewis	1989	51	
2. Vince Weathersby	1985	49	
3. Bishop Sankey	2012	33	
	Bo Cornell	1970	33
	Vince Weathersby	1987	33
6. Chris Polk	2011	31	
	Vince Weathersby	1986	31
8. Vince Weathersby	1988	30	
	Darrell Downey	1970	30
10. Bill Earley	1952	29	
11. Bishop Sankey	2013	28	
	Bill Earley	1950	28
13. Rich Alexis	2002	27	
	Braxton Cleman	2002	27
	Pete Taggares	1972	27

Career

Name	Years	No.	
1. Vince Weathersby	1986-88	143	
2. Bill Earley	1950-52	83	
3. Greg Lewis	1987-90	87	
4. Chris Polk	2008-11	79	
5. Bishop Sankey	2011-13	67	
	Napoleon Kaufman	1991-94	67
7. Myles Gaskin	2015-18	65	
8. Joe Steele	1976-79	63	
9. Rich Alexis	2000-03	53	
10. Jim Cope	1966-68	50	
	Rashaan Shehee	1994-97	50

Longest Reception (50+ Yards)

Name	Yards	Opponent	
1. Marcel Reece	98 (TD)	Arizona, 2007	
2. Ja'Lynn Polk	92 (TD)	Stanford, 2023	
3. John Ross	91 (TD)	Hawai'i, 2014	
4. Reggie Williams	89 (TD)	San Jose State, 2002	
5. Charles Frederick	87 (TD)	Oregon State, 2003	
6. John Ross	86 (TD)	California, 2014	
	Cody Ellis	86 (TD)	Oregon State, 2007
8. Jalen McMillan	84 (TD)	Portland State, 2022	
	Willie Rosborough	84 (TD)	Air Force, 1980
10. Anthony Russo	83 (TD)	Oregon, 2007	
	Todd Elstrom	83 (TD)	California, 1999
	Corey Dillon	83 (TD)	San Jose State, 1996
	Dwayne Washington	81 (TD)	Utah State, 2015
	Jermaine Kearse	80 (TD)	Baylor, 2011 Alamo Bowl
	D'Andre Goodwin	80 (TD)	California, 2010
	Reggie Williams	80 (TD)	Arizona, 2002
	Harrison Wood	80 (TD)	Air Force, 1967
	Jim Houston/Corky Lewis*	80 (TD)	USC, 1955
	George Black	80 (TD)	UCLA, 1952
	Merle Miller	80 (TD)	Washington State, 1937
	A. DeSaussure/D. Janoski#	79 (TD)	Arizona State, 1995
	Marvin Hall	78 (TD)	Sacramento State, 2015
	Paul Arnold	78 (TD)	Arizona, 2001
	Spider Gaines	78 (TD)	Washington State, 1975
	Craig Chambers	77 (TD)	California, 2004
	Hugh McElhenny	77 (TD)	Illinois, 1951
	Ja'Lynn Polk	76 (TD)	Oregon, 2022
	Myles Gaskin	76 (TD)	Utah, 2017
	Andre Riley	76	Purdue, 1989
	Jalen McMillan	75 (TD)	Washington State, 2022
	Chico McClatcher	75 (TD)	Arizona State, 2016
	John Ross	75 (TD)	Illinois, 2014
	Patrick Reddick	75 (TD)	Arizona, 2001
	Richard Thomas	75 (TD)	Miami, 1994
	Ken Conley	75 (TD)	Washington State, 1973
	Reggie Williams	74 (TD)	Stanford, 2003
	Charles Frederick	74 (TD)	Idaho, 2002
	Reggie Williams	74	Michigan, 2001
	Spider Gaines	74 (TD)	Alabama, 1978
	Dante Pettis	73 (TD)	Fresno State, 2017
	Mark Pattison	73 (TD)	Michigan, 1984
	Scott Phillips	73 (TD)	Duke, 1973
	Spider Gaines	72 (TD)	USC, 1978
	Tom Scott	72	UCLA, 1972
	Larry Dumas	72 (TD)	California, 1971
	Mario Bailey	71 (TD)	Kansas State, 1991
	Ja'Lynn Polk	70	Texas, 2024 Sugar Bowl
	John Ross	70 (TD)	USC, 2016
	Kevin Smith	70 (TD)	Arizona State, 2013
	Chris Polk	70 (TD)	California, 2011
	Reggie Williams	70 (TD)	Indiana, 2003
	Mario Bailey	70 (TD)	Toledo, 1991
	Danny Greene	70 (TD)	UCLA, 1983
	Dave Williams	70 (TD)	Oregon, 1965
	Marcel Reece	69 (TD)	Washington state, 2006
	Craig Chambers	69 (TD)	Arizona, 2005
	Marlon Wood	69	Notre Dame, 2005
	Orlando McKay	69 (TD)	Washington State, 1991
	Andre Riley	69 (TD)	Arizona State, 1989
	Anthony Allen	69 (TD)	Kansas State, 1981
	Aaron Williams	69 (TD)	Navy, 1980
	George Black	69 (TD)	Utah, 1953
	Darrell Daniels	68 (TD)	Oregon State, 2014
	Jaydon Mickens	68 (TD)	California, 2013
	Theron Hill	68 (TD)	Oregon State, 1992

Dennis Brimhall	68 (TD)	California, 1971
John Ross	67 (TD)	California, 2016
Gerald Harris	67 (TD)	Arizona State, 1996
Greg Lewis	67	USC, 1990
Jermaine Kearse	66 (TD)	Washington State, 2010
Paul Arnold	66 (TD)	UCLA, 2002
Chris Juergens	66	Oregon, 1998
Mark Bruener	66 (TD)	Stanford, 1993
Tom Scott	66 (TD)	UCLA, 1971
Puka Nacua	65 (TD)	Arizona, 2020
Sonny Shackelford	65 (TD)	Washington State, 2005
Dan Roberson	65 (TD)	UCLA, 1969
Mike McCluskey	65 (TD)	Oregon State, 1956
Roland Kirkby	65 (TD)	Kansas State, 1950
Hugh McElhenny	65 (TD)	California, 1951
Cody Ellis	64 (TD)	Washington State, 2006
Jason Shelley	64 (TD)	Michigan, 1993 Rose Bowl
Lonzell Hill	64 (TD)	Arizona State, 1985
Pete Taggares	64 (TD)	Washington State, 1972
Marcel Reece	63 (TD)	Washington State, 2007
Anthony Russo	63 (TD)	UCLA, 2007
Reggie Williams	63 (TD)	Oregon, 2003
Reggie Davis	63 (TD)	Arizona State, 1998
Lonzell Hill	63 (TD)	Oregon State, 1986
Dev Gossett	63 (TD)	Stanford, 1946
Taj Davis	62 (TD)	Oregon, 2022
Jermaine Kearse	62	Arizona, 2008
Paul Arnold	62 (TD)	California, 2001
Ralph Bayard	62 (TD)	Washington State, 1969
Rome Odunze	61	Stanford, 2022
Dante Pettis	61 (TD)	Washington State, 2016
Anthony Russo	61	Arizona State, 2005
John Ross	60	California, 2016
Jermaine Kearse	60	Baylor, 2011 Alamo Bowl
Hunter Bryant	59	Washington State, 2018
Devin Aguilar	59	Hawai'i, 2011
Jerramy Stevens	59	Oregon, 2000
Brian Slater	59	Oregon, 1987
Ira Hammon	59 (TD)	Michigan State, 1970
Hugh McElhenny	59 (TD)	UCLA, 1951
Marcel Reece	58 (TD)	Boise State, 2007
Reggie Williams	58	Washington St., 2001
Spider Gaines	58 (TD)	Alabama, 1978
Carl Wojciechowski	58	Idaho, 1968
Jim Cope	58 (TD)	USC, 1966
Dick Payseno	58 (TD)	Colorado, 1957
Bill Earley	58 (TD)	Oregon, 1952
Josh Cuevas	57	Arizona, 2023
Josh Cuevas	57 (TD)	Michigan State, 2023
Ja'Lynn Polk	57 (TD)	Michigan State, 2022
Terrell Bynum	57	Washington State, 2019
Quinten Pounds	57	North Dakota, 2018
John Ross	57 (TD)	Idaho State 2013
Jermaine Kearse	57 (TD)	Syracuse, 2010
Shelton Sampson	57	Arizona, 2004
Scott Phillips	57	Cincinnati, 1974
Wayne Moses	57	Syracuse, 1973
Darrell Downey	57 (TD)	Navy, 1970
Mike Monroe	57 (TD)	Colorado, 1953
Anthony Russo	56	Oregon State, 2006
Sonny Shackelford	56 (TD)	California, 2005
Greg Lewis	56 (TD)	California, 1990
Gordy Bronson	56 (TD)	Oregon State, 1975
Eddie King	56 (TD)	Duke, 1973
Scott Krieg	56 (TD)	Texas Christian, 1971
Dave Williams	56 (TD)	UCLA, 1965
Ja'Lynn Polk	55 (TD)	Colorado, 2021
Rome Odunze	55	Washington State, 2021
John Ross	55 (TD)	Eastern Washington, 2014
Quintin Daniels	55 (TD)	Arizona, 2006
Joe Jarzynka	55 (TD)	Washington State, 1999
Scott Fitzgerald	55	Stanford, 1988
Jaydon Mickens	54 (TD)	Oregon State, 2014
Jerome Pathon	54	Nebraska, 1997
Jason Shelley	54	San Jose State, 1993
Brian Slater	54 (TD)	USC, 1988
Spider Gaines	54 (TD)	Minnesota, 1977
Dave Williams	54 (TD)	Washington State, 1965
Joshua Perkins	53	Utah, 2015
Kevin Smith	53	USC, 2011
Kasen Williams	53	Oregon, 2011
D'Andre Goodwin	53	Arizona State, 2008

Andre DeSaussure	53	UCLA, 1998
Jerome Pathon	53 (TD)	San Diego State, 1997
Brian Slater	53	Arizona State, 1987
Don McKeta	53	Oregon State, 1959
Will Dissly	52	Penn State, 2017
James Johnson	52	Nebraska, 2011
Sonny Shackelford	52	Oregon State, 2004
Reggie Williams	52 (TD)	Nevada, 2003
Chris Juergens	52 (TD)	BYU, 1998
Eric Bjornson	52 (TD)	USC, 1994
Jason Shelley	52 (TD)	San Jose State, 1993
Spider Gaines	52	UCLA, 1977
Bo Cornell	52 (TD)	Stanford, 1970
Terrell Bynum	51	Arizona, 2021
Dante Pettis	51	Rutgers, 2017
John Ross	51	Oregon State, 2016
Johri Fogerson	51	LSU, 2009
Cody Ellis	51	California, 2007
Anthony Russo	51	Oklahoma, 2006
Charles Frederick	51 (TD)	Michigan, 2002
Dane Looker	51	Utah State, 1998
Jerome Pathon	51	Stanford, 1995
Eric Bjornson	51 (TD)	Oregon, 1994
Spider Gaines	51 (TD)	Syracuse, 1977
Rome Odunze	50	Michigan State, 2023
Ja'Lynn Polk	50	Boise State, 2023
Hunter Bryant	50	Oregon State, 2019
Andre Baccellia	50 (TD)	Eastern Washington, 2019
Darrell Daniels	50	Washington State, 2016
John Ross	50 (TD)	Rutgers, 2016
Marvin Hall	50	UCLA, 2013
Jermaine Kearse	50 (TD)	Washington State, 2009
Sonny Shackelford	50	Arizona, 2006
Andre Riley	50	Arizona, 1989
Sterling Hill	50 (TD)	Washington State, 1985
Spider Gaines	50 (TD)	Minnesota, 1976
Tom Scott	50 (TD)	UCLA, 1971
Dave Williams	50 (TD)	UCLA, 1965
Fritz Apking	50 (TD)	UCLA, 1950

* - Houston lateraled to Lewis, who went final 55 yards;

- Janoski ran 55 yards with recovered fumble.

Longest Non-Scoring Reception

Name	Yards	Opponent
1. Andre Riley	76	Purdue, 1989
2. Reggie Williams	74	Michigan, 200
3. Tom Scott	72	UCLA, 1972
4. Ja'Lynn Polk	70	Texas, 2024 Sugar Bowl
5. Marlon Wood	69	Notre Dame, 2005
6. Greg Lewis	67	USC, 1990
7. Chris Juergens	66	Oregon, 1998
8. Jermaine Kearse	62	Arizona, 2008
9. Rome Odunze	61	Stanford, 2022
Anthony Russo	61	Arizona State, 2005

Most Long Receptions (50-plus yards)

Season			Career		
Name	No.	Year	Name	No.	
1. John Ross	6	2016	1. John Ross	11	
2. Ja'Lynn Polk	4	2023	2. Spider Gaines	8	
John Ross	4	2014	3. Reggie Williams	7	
Dave Williams	4	1965	4. Ja'Lynn Polk	6	
5. Marcel Reece	3	2007	Jermaine Kearse	6	
Reggie Williams	3	2003	6. Dave Williams	4	
Andre Riley	3	1989	7. Dante Pettis	3	
Spider Gaines	3	1978	Anthony Russo	3	
Spider Gaines	3	1977	Sonny Shackelford	3	
Hugh McElhenny	3	1951	Charles Frederick	3	
			Paul Arnold	3	
			Jerome Pathon	3	
			Jason Shelley	3	
			Andre Riley	3	
			Brian Slater	3	
			Hugh McElhenny	3	

Yearly Receiving Leaders

Year	Name	No.	Yds.	Avg.	TD
2023	Rome Odunze	92	1,640	17.8	13
2022	Jalen McMillan	79	1,098	13.9	9
2021	Rome Odunze	41	415	10.1	4
2020	Cade Otton	18	258	14.3	3
2019	Aaron Fuller	59	702	11.9	6
2018	Aaron Fuller	58	874	15.1	4
2017	Dante Pettis	63	761	12.1	7
2016	John Ross	81	1,150	14.2	17
2015	Jaydon Mickens	58	692	11.9	2
2014	Jaydon Mickens	60	617	10.3	4
2013	Jaydon Mickens	65	689	10.6	6
2012	Kasen Williams	77	878	11.4	6
2011	Jermaine Kearse	47	699	14.9	7
2010	Jermaine Kearse	63	1,005	16.0	12
2009	Jermaine Kearse	50	866	17.3	8
2008	D'Andre Goodwin	60	692	11.5	1
2007	Anthony Russo	49	766	15.6	5
2006	Sonny Shackelford	50	666	13.3	7
2005	Sonny Shackelford	41	592	14.4	2
2004	Sonny Shackelford	21	298	14.2	1
2003	Reggie Williams	89	1,109	12.5	8
2002	Reggie Williams	94	1,454	15.5	11
2001	Reggie Williams	60	1,035	17.3	3
2000	Todd Elstrom	51	707	13.9	4
1999	Chris Juergens	45	539	12.0	1
1998	Dane Looker	72	762	10.6	5
1997	Jerome Pathon	73	1,299	17.8	8
1996	Jerome Pathon	46	714	15.5	7
1995	Dave Janoski	40	657	16.4	2
1994	Eric Bjornson	49	770	15.7	7
1993	Mark Bruener	30	414	13.8	3
1992	Joe Kralik	35	503	14.4	3
1991	Mario Bailey	68	1,163	17.1	18
1990	Mario Bailey	42	720	17.1	8
1989	Andre Riley	57	1,071	18.8	5
1988	Brian Slater	38	737	19.4	7
1987	Darryl Franklin	47	773	16.4	4
1986	Lonzell Hill	48	798	16.6	8
1985	Lonzell Hill	50	744	14.9	8
1984	Danny Greene	33	492	14.9	4
1983	Mark Pattison	44	455	10.3	2
1982	Paul Skansi	60	718	12.0	3
1981	Anthony Allen	34	457	13.4	2
1980	David Bayle	42	360	8.6	2
1979	Paul Skansi	36	430	11.9	5
1978	Keith Richardson	24	330	13.8	2
1977	Spider Gaines	34	782	23.0	7
1976	Scott Phillips	26	348	13.4	2
1975	Scott Phillips	33	433	13.1	1
1974	Scott Phillips	34	716	21.0	2
1973	Walter Oldes	27	450	16.7	3
1972	John Brady	30	450	15.0	3
1971	Tom Scott	35	820	23.4	6
1970	Jim Krieg	54	738	13.7	2
1969	Ralph Bayard	13	290	22.3	2
1968	Harrison Wood	17	250	14.7	2
1967	Jim Cope	20	284	14.2	2
1966	Jim Cope	25	379	15.1	3
1965	Dave Williams	38	795	20.9	10
1964	Gary Carr	14	190	13.6	0
1963	Dave Kopay	13	190	14.6	1
1962	Charlie Mitchell	9	108	12.0	0
1961	Lee Bernhardt	5	137	27.4	1
1960	Pat Claridge	13	252	19.4	1
1959	Lee Folkins	12	214	17.8	1
1958	Luther Carr	14	238	17.0	1
1957	Bruce Claridge	7	92	13.1	1
1956	Dean Derby	9	97	10.8	0
1955	Jim Houston	16	149	9.3	1
1954	Corky Lewis	21	250	11.9	2
1953	Jim Warsinske	21	255	12.1	0
1952	George Black	42	637	15.2	7
1951	Doug McClary	29	343	11.8	3
1950	Bill Earley	28	473	16.9	3
1949	Joe Cloidt	23	325	14.1	0
1948	Chuck Olson	17	120	7.1	0
1942-1947	Statistics unavailable				
1941	Earl Younglove	7	109	15.6	—
1940	Don Means	9	84	9.3	—
1939	Jay MacDowell	12	230	25.6	—
1938	Jay MacDowell	8	139	17.4	—
1937*	Merle Miller	7	193	27.6	—

* Figures are for seven P.C.C. games

Yearly Longest Reception

Year	Yards	Player vs. Opponent
2023	92 yards (td)	Ja'Lynn Polk (from Michael Penix Jr.) at Stanford
2022	84 yards (td)	Jalen McMillan (from Michael Penix Jr.) vs. Portland St.
2021	55 yards (td)	Ja'Lynn Polk (from Morris) at Colorado
	55 yards	Rome Odunze (from Huard) vs. Washington State
2020	65 yards (td)	Puka Nacua (from Morris) vs. Arizona
2019	57 yards	Terrell Bynum (from Eason) vs. Washington State
2018	59 yards	Hunter Bryant (from Browning) at Washington State
2017	76 yards (td)	Myles Gaskin (from Browning) vs. Utah
2016	75 yards (td)	Chico McClatcher (from Browning) at Arizona State
2015	81 yards (td)	Dwayne Washington (from Browning) vs. Utah State
2014	91 yards (td)	John Ross (from Lindquist) at Hawai'i
2013	70 yards (td)	Kevin Smith (from Price) at Arizona State
2012	47 yards	Jaydon Mickens (from Price) vs. Utah
2011	80 yards (td)	Jermaine Kearse (from Price) vs. Baylor
2010	80 yards (td)	D'Andre Goodwin (from Locker) at California
2009	51 yards	Johri Fogerson (from Locker) vs. LSU
2008	62 yards	Jermaine Kearse (from Fouch) at Arizona
2007	98 yards (td)	Marcel Reece (from Locker) vs. Arizona
2006	69 yards (td)	Marcel Reece (from Bonnell) vs. Washington State
2005	69 yards (td)	Craig Chambers (from Stanback) vs. Arizona
2004	77 yards (td)	Craig Chambers (from Paus) vs. California
2003	87 yards (td)	Charles Frederick (from Pickett) vs. Oregon State
2002	89 yards (td)	Reggie Williams (from Pickett) vs. SJSU
2001	78 yards (td)	Paul Arnold (from Pickett) vs. Arizona
2000	59 yards	Jerramy Stevens (from Tuiaosopo) at Oregon
1999	83 yards (td)	Todd Elstrom (from Tuiaosopo) vs. California
1998	66 yards	Chris Juergens (from B. Huard) vs. Oregon
1997	54 yards	Jerome Pathon (from Tuiaosopo) vs. Nebraska
1996	83 yards (td)	Corey Dillon (from B. Huard) vs. San Jose State
1995	51 yards	Jerome Pathon (from D. Huard) at Stanford
1994	75 yards (td)	Richard Thomas (from D. Huard) at Miami
1993	66 yards (td)	Mark Bruener (from D. Huard) vs. Stanford
1992	68 yards (td)	Theron Hill (from D. Huard) vs. Oregon State
1991	71 yards (td)	Mario Bailey (from Hobert) vs. Kansas State
1990	67 yards	Greg Lewis (from Brunell) vs. USC
1989	76 yards	Andre Riley (from Conklin) vs. Purdue
1988	55 yards	Scott Fitzgerald (from Conklin) vs. Stanford
1987	59 yards	Brian Slater (from Chandler) vs. Oregon
1986	63 yards (td)	Lonzell Hill (from Chandler) vs. Oregon State
1985	64 yards (td)	Lonzell Hill (from Millen) vs. Arizona State
1984	73 yards (td)	Danny Greene (from Millen) vs. Stanford
1983	70 yards (td)	Danny Greene (from Pelluer) vs. UCLA
1982	47 yards	Anthony Allen (from Pelluer) vs. Oregon State
1981	69 yards (td)	Anthony Allen (from Pelluer) vs. Kansas State
1980	84 yards (td)	Willie Rosborough (from Flick) vs. Air Force
1979	46 yards	Aaron Williams (from Flick) vs. USC
1978	74 yards (td)	Spider Gaines (from Porras) vs. Alabama
1977	54 yards (td)	Spider Gaines (from Moon) vs. Minnesota
1976	50 yards (td)	Spider Gaines (from Moon) vs. Minnesota
1975	78 yards (td)	Spider Gaines (from Moon) vs. Washington State
1974	57 yards	Scott Phillips (from Rowland) vs. Cincinnati
1973	75 yards (td)	Ken Conley (from Rowland) vs. Washington State
1972	72 yards	Tom Scott (from Sixkiller) vs. UCLA
1971	72 yards (td)	Larry Dumas (from Collins) vs. California
1970	59 yards (td)	Ira Hammon (from Sixkiller) vs. Michigan State
1969	65 yards (td)	Dan Roberson (from Willis) vs. UCLA
1968	58 yards	Carl Wojciechowski (from Kaloper) vs. Idaho
1967	80 yards (td)	Harrison Wood (from Menke) vs. Air Force
1966	58 yards (td)	Jim Cope (fro Sparlin) vs. USC
1965	70 yards (td)	Dave Williams (from Sparlin) vs. Oregon
1964	28 yards	Ron Medved (from Hullin) at Washington State
1963	53 yards	Dave Kopay (from Douglas) vs. USC
1962	45 yards	Lee Bernhardt (from Siler) vs. Washington State
1961	47 yards	Andy Alkire (from Ohler) vs. Pittsburgh
1960	48 yards	Lee Folkins (from Hivner) vs. Pacific
1959	53 yards	Don McKeta (from Schloredt) vs. Oregon State
1958	37 yards (td)	Luther Carr (from Hivner) vs. Oregon
1957	58 yards (td)	Dick Payseno (from Dunn) vs. Colorado
1956	65 yards (td)	Mike McCluskey (from George) vs. Oregon State
1955	80 yards (td)	Jim Houston (from Roake), lateral to Corky Lewis vs. USC
1954	42 yards	Steve Roake (from Cox), lateral to Fred Robinson vs. Baylor
1953	69 yards (td)	George Black (from Lederman) vs. Utah
1952	80 yards (td)	George Black (from Heinrich) vs. Stanford
1951	77 yards (td)	Hugh McElhenny (from Mitchell) vs. Illinois

Top Single-Game Performances

Yds.	Name	Opponent	Year	W-L
257	Dave Williams	UCLA	1965	L
223	Andre Riley	Arizona State	1989	L
216	Charles Frederick	Oregon State	2003	W
209	Darryl Franklin	Stanford	1987	W
208	John Ross	California	2016	W
203	Reggie Williams	Washington State	2001	W
198	Jermaine Kearse	Baylor	2011*	L
198	Reggie Williams	Oregon	2002	W
195	Jerome Pathon	Nebraska	1997	L
195	Jim Cope	USC	1966	L
189	Craig Chambers	California	2004	L
184	Reggie Williams	Arizona	2002	W
184	Roland Kirkby	Kansas State	1950	W
182	Jerome Pathon	San Diego State	1997	W
180	Rome Odunze	Michigan State	2023	W
180	Jaydon Mickens	California	2013	W
179	Jermaine Kearse	Syracuse	2010	W
178	Jermaine Kearse	Washington State	2010	W
177	Dave Williams	Oregon	1965	W
175	Jalen McMillan	Arkansas State	2021	W
171	Aaron Fuller	Stanford	2019	L
171	Scott Phillips	California	1974	L
170	Mario Bailey	Toledo	1991	W
169	Rome Odunze	Arizona	2022	W
169	Reggie Williams	Washington State	2002	W
169	Spider Gaines	Syracuse	1977	L
167	Andre DeSaussure	Oregon State	1998	W
166	Marcel Reece	Arizona	2007	L
165	Brian Slater	Oregon	1987	L
164	Jerome Pathon	Oregon	1997	W
164	George Black	Stanford	1952	W
163	Jerome Pathon	BYU	1997	W
162	Dave Janoski	Washington State	1995	W
161	Rome Odunze	Stanford	2022	W
160	Reggie Williams	San Jose State	2002	W
159	Bill Earley	Washington State	1950	W
157	Rome Odunze	Washington State	2022	W
157	Mario Bailey	Kansas State	1991	W
155	Brian Slater	USC	1988	L
154	John Ross	Washington State	2016	W
154	Devin Aguilar	Arizona State	2009	L
153	Ja'Lynn Polk	Michigan State	2022	W
152	A. Seferian-Jenkins	California	2012	W
152	Anthony Allen	Maryland	1982	W
150	Jalen McMillan	Washington State	2022	W
148	Ja'Lynn Polk	Stanford	2023	W
148	Paul Arnold	UCLA	2002	L
148	Spider Gaines	Alabama	1978	L
147	D. Stringfellow	UCLA	2013	L
147	Jermaine Kearse	California	2009	W
146	Jermaine Kearse	Oregon State	2010	W
146	Brian Slater	California	1988	W
145	Brian Slater	San Jose State	1988	W
145	Jim Krieg	UCLA	1970	W
143	Terrell Bynum	Arizona	2021	W
143	Andre Riley	USC	1989	L
142	Charles Frederick	Idaho	2002	W
142	Jason Shelley	San Jose State	1993	W
142	Brian Slater	Purdue	1987	W
142	George Black	Utah	1953	W
141	Fred Coleman	Arizona	1996	W
141	Mario Bailey	Colorado	1990	L
141	Hugh McElhenny	California	1951	L
140	Fred Coleman	UCLA	1997	L
140	Al Maurer	UCLA	1970	W
140	Anthony Allen	Washington State	1982	L
139	Mario Bailey	Arizona State	1991	W
138	Reggie Williams	Stanford	2003	W
138	Paul Arnold	Arizona	2001	W
138	Reggie Brown	California	1973	L
137	Andre Riley	Purdue	1989	W
137	Lonzell Hill	Stanford	1986	W
136	D'Andre Goodwin	Oregon State	2008	L
136	Charles Frederick	California	2003	L
135	Aaron Fuller	Auburn	2018	L
134	Dante Pettis	Oregon	2016	W
134	Reggie Williams	USC	2002	L
134	Reggie Williams	Michigan	2001	W
133	Scott Phillips	Texas	1974	L
132	Rome Odunze	Boise State	2023	W
132	Fred Coleman	Arizona	1997	W
132	Paul Skansi	Texas El Paso	1982	W
131	Jalen McMillan	Oregon,Pac-12 CG	2023	W
131	Dwayne Washington	Utah State	2015	W
131	Devin Aguilar	Hawai'i	2011	W
130	Reggie Williams	Oregon	2003	W
130	Anthony Allen	Arizona	1980	W
130	Bill Earley	USC	1951	L
129	Kasen Williams	Stanford	2012	W
128	Rome Odunze	Oregon	2023	W
128	Jerome Pathon	Stanford	1996	W
127	Ja'Lynn Polk	California	2023	W
127	Jalen McMillan	Portland State	2022	W
127	Anthony Russo	Oregon	2007	L
127	Craig Chambers	Notre Dame	2005	L
126	D'Andre Goodwin	California	2010	W
126	Mario Bailey	Michigan	1992*	W
125	Rome Odunze	Texas	2024*	W
125	Rome Odunze	California	2023	W
125	Sonny Shackelford	USC	2006	L
124	Sonny Shackelford	California	2005	L
124	Fred Coleman	Washington State	1997	L
122	Ja'Lynn Polk	Texas	2024*	W
122	Jalen McMillan	Oregon	2022	W
122	Spider Gaines	Michigan	1978*	W
122	Joe Cloidt	Oregon State	1949	L
121	Hunter Bryant	California	2017	W
121	Reggie Williams	Arizona	2003	L
121	Dev Gossett	UCLA	1949	L
120	Jalen McMillan	Tulsa	2023	W
120	Rome Odunze	Washington State	2023	W
120	Sonny Shackelford	UCLA	2006	W
120	Jerome Pathon	USC	1997	W
120	Orlando McKay	Arizona	1989	L
120	Scott Greenwood	Oregon	1977	W
119	Eric Bjornson	Arizona State	1994	L
118	Ja'Lynn Polk	Oregon	2023	W
118	Ja'Lynn Polk	Michigan State	2023	W
118	John Ross	California	2014	W
117	Jason Shelley	Stanford	1992	W
117	Brian Slater	Arizona	1987	T
117	Spider Gaines	USC	1978	L
117	Aaron Williams	Stanford	1980	W
116	Rome Odunze	UCLA	2022	L
116	Reggie Williams	California	2002	L
116	Paul Arnold	California	2001	W
116	Darryl Franklin	Oregon	1987	W
116	Tom Scott	TCU	1971	W
116	Roland Kirkby	USC	1949	L
115	Rome Odunze	Arizona State	2022	L
115	Terrell Bynum	Michigan	2021	L
115	Hunter Bryant	Hawai'i	2019	W
115	John Ross	Oregon State	2016	W
115	Reggie Williams	USC	2003	L
114	Myles Gaskin	Utah	2017	W
114	Jermaine Kearse	UCLA	2009	L
114	Charles Frederick	Fresno State	2004	L
114	Mark Pattison	LSU	1983	L
113	Paul Skansi	USC	1979	L
112	Todd Elstrom	UCLA	2001	L
112	Scott Greenwood	California	1977	W
112	Fritz Apking	Utah	1949	W
111	Gerald Harris	California	1999	W
111	Mario Bailey	Oregon	1990	W
110	Kasen Williams	Arizona	2012	L
110	Reggie Davis	Arizona State	1998	W
110	Orlando McKay	Washington State	1991	W
110	Andre Riley	Oregon State	1989	W
110	Aaron Williams	USC	1979	L
109	Andre Baccellia	Ohio State	2018*	L
109	Jaydon Mickens	Boise State	2013	W
109	Jerramy Stevens	Texas	2001*	L
109	Jerome Pathon	Oregon State	1997	W
109	Jim Warsinski	Washington State	1953	L
108	Cade Otton	Utah	2020	W
108	Hunter Bryant	Washington State	2018	W
108	Aaron Fuller	Utah	2018	W
108	James Johnson	Nebraska	2011	L
108	Jermaine Kearse	BYU	2010	L
108	Mario Bailey	Oregon	1991	W
108	Dane Looker	Arizona State	1998	W
108	Pete Taggares	Washington State	1972	L
107	Rome Odunze	Tulsa	2023	W
107	Aaron Fuller	BYU	2018	W
107	Reggie Williams	Ohio State	2003	L
107	Scott Phillips	Duke	1973	L
107	Spider Gaines	Washington State	1975	W
106	Rome Odunze	Oregon State	2023	W
106	Anthony Russo	UCLA	2007	L
106	Craig Chambers	Oregon	2004	L
105	Giles Jackson	Portland State	2022	W
105	Hunter Bryant	Utah	2019	L
105	Dante Pettis	Oregon State	2017	W
105	Dante Pettis	Arizona State	2016	W
105	Sonny Shackelford	Arizona	2006	W
105	Reggie Williams	UCLA	2003	L
105	Patrick Reddick	California	2002	L
105	Chris Juergens	Arizona State	1999	L
105	Orlando McKay	Oregon	1991	W
104	Dante Pettis	California	2016	W
104	Kevin Smith	Illinois	2013	W
104	Todd Elstrom	Idaho	2000	W
104	Lonzell Hill	USC	1985	W
104	Brian Slater	Washington State	1986	W
103	Craig Chambers	Oregon State	2005	L
103	Eric Bjornson	USC	1994	L
102	Ja'Lynn Polk	Arizona State	2023	W
102	Rome Odunze	Oregon,Pac-12 CG	2023	W
102	Rome Odunze	Oregon State	2022	W
102	Marcel Reece	Boise State	2007	W
102	Patrick Reddick	Arizona	2001	W
102	Jerramy Stevens	Colorado	2000	W
102	Richard Thomas	Miami	1994	W
102	Lonzell Hill	Oregon State	1986	W
102	Dave Williams	Stanford	1965	W
101	Ja'Lynn Polk	Boise State	2023	W
101	Anthony Russo	Washington State	2007	L
101	Reggie Williams	USC	2001	W
101	Mark Bruener	Stanford	1993	W
101	Anthony Allen	Michigan	1981*	L
101	George Black	Washington State	1952	W
100	Cade Otton	Arizona	2020	W
100	Aaron Fuller	UCLA	2018	W
100	Jaydon Mickens	Oregon State	2015	W
100	Chris Polk	Arizona	2011	W
100	Craig Chambers	Washington State	2004	L
100	Charles Frederick	UCLA	2004	L
100	Reggie Williams	Wyoming	2002	W
100	Dane Looker	Utah State	1998	W
100	Dane Looker	Air Force	1998	L
100	Theron Hill	Oregon State	1992	W
100	Walter Oldes	UCLA	1973	L
100	Aaron Williams	California	1982	W
100	Danny Greene	USC	1984	L
100	Jason Shelley	Michigan	1993*	L

* indicates bowl game

100-yard Receiving Games

Season		
Name	No.	Year
1. Rome Odunze	10	2023
2. Ja'Lynn Polk	7	2023
Reggie Williams	7	2002
4. Rome Odunze	6	2022
Reggie Williams	6	2003
Jerome Pathon	6	1997
7. Mario Bailey	5	1991
8. Aaron Fuller	4	2018
Dante Pettis	4	2016
Jermaine Kearse	4	2010
Andre Riley	4	1989
Jalen McMillan	3	2022
John Ross	3	2016
Anthony Russo	3	2007
Sonny Shackelford	3	2006
Craig Chambers	3	2004
Reggie Williams	3	2001
Dane Looker	3	1998
Fred Coleman	3	1997
Brian Slater	3	1988
Brian Slater	3	1987
Dave Williams	3	1965

Career

Name	No.
1. Reggie Williams	16
2. Rome Odunze	15
3. Ja'Lynn Polk	9
4. Jermaine Kearse	8
5. Mario Bailey	7
Brian Slater	7
Jerome Pathon	7
8. Jalen McMillan	5
Dante Pettis	5
Craig Chambers	5
Charles Frederick	5
Spider Gaines	5

Most Consecutive 100-yard Games

Name	No.	Year
1. Rome Odunze	5	2023
2. Rome Odunze	4	2023
Rome Odunze	4	2022
3. Ja'Lynn Polk	3	2023
Jermaine Kearse	3	2009-10
Sonny Shackelford	3	2006
Reggie Williams	3	2003
Reggie Williams	3	2002-03
Reggie Williams	3	2002
Jerome Pathon	3	1997
Jerome Pathon	3	1997
Dave Williams	3	1965

Washington Record Book — Individual All-Purpose

All-Purpose Yards

Career	5,832, Napoleon Kaufman, 1991-94
Season	2,396, Louis Rankin, 2007
Game	371, Charles Frederick at Oregon State, 2003
Quarter	305, Corey Dillon vs. San Jose State, 1996 (1st)

Season All-Purpose Yards (Min. 9 games)

Name (Year)	G	Rush.	Rec.	P/Ret.	K/Ret.	Total	G/Avg.
1. Louis Rankin (2007)	13	1,294	126	0	976	2,396	184.3
2. Corey Dillon (1996)	12	1,695	304	0	357	2,356	196.3
3. Bishop Sankey (2013)	13	1,870	304	0	0	2,174	167.2
4. Jerome Pathon (1997)	12	0	1,299	216	386	1,901	158.4
5. Napoleon Kaufman (1993)	11	1,299	139	25	388	1,851	168.3
6. Napoleon Kaufman (1994)	11	1,390	199	8	229	1,826	166.0
7. Greg Lewis (1990)	11	1,407	345	0	0	1,752	159.3
8. Hugh McElhenny (1951)	10	936	339	141	262	1,678	167.8
9. Hugh McElhenny (1950)	10	1,107	237	60	240	1,644	164.4
10. Chris Polk (2011)	13	1,488	332	0	0	1,820	140.0

Career All-Purpose Yards (Min. 18 games)

Name (Years)	G	Rush.	Rec.	P/Ret.	K/Ret.	Total	G/Avg.
1. Napoleon Kaufman (1991-94)	46	4,106	423	368	935	5,832	126.8
2. Chris Polk (2008-11)	40	4,049	683	0	241	4,973	124.3
3. Hugh McElhenny (1949-51)	28	2,499	760	228	747	4,234	151.2
4. Myles Gaskin (2015-18)	52	5,323	465	0	90	5,878	113.0
5. Bishop Sankey (2011-13)	38	3,496	567	0	134	4,197	110.4
6. Joe Steele (1976-79)	38	3,168	481	0	443	4,092	107.7
7. John Ross (2013-16)	40	184	1,729	21	2,048	3,982	99.6
8. Beno Bryant (1989-93)	48	1,826	246	1,086	823	3,981	82.9
9. Louis Rankin (2004-07)	40	2,480	255	0	1206	3,941	98.5
10. Greg Lewis (1987-90)	43	2,903	856	0	118	3,877	90.2

Washington Record Book — Individual Total Offense

Total Offense Yards

Career	12,540, Jake Browning, 2015-18
Season	4,911, Michael Penix Jr., 2023
Game	529, Michael Penix Jr. vs. Arizona, 2022

Total Offense Attempts

Career	1,754, Jake Browning, 2015-18
Season	698, Cody Pickett, 2002
Game	71, Cody Pickett vs. Cal, 2002

Total Offense Yds. Per Game

Career (Min. 18 games):	344.4, Michael Penix Jr., 2022-23
Season (Min. 9 games):	364.1, Michael Penix Jr., 2022

Total Offense Yards Per Attempt

Career (Min. 2,000 yards):	8.35, Michael Penix Jr., 2022-23
Season (Min. 1,000 yards):	8.32, Michael Penix Jr., 2022

Points Responsible For (Scored and Passed For)

Career	Non-Kicker: 660, Jake Browning, 2015-18
	Kicker: 393, Peyton Henry, 2018-22
Season	282, Jake Browning, 2016

Points Responsible For Per Game

Career (Min. 18 games) –	15.9, Michael Penix Jr., 2022-23
Season (Min. 10 games) –	20.1, Jake Browning, 2016

Total Offense

Single Game Total Offense

Name	Yards	Opponent
1. Michael Penix Jr.	529	Arizona, 2022
2. Michael Penix Jr.	519	Washington State, 2022
3. Marques Tuiasosopo	509	Stanford, 1999
4. Jake Locker	493	Arizona, 2007
5. Keith Price	477	Baylor, 2011 Alamo Bowl
6. Michael Penix Jr.	473	Michigan State, 2023
Cody Pickett	473	Arizona, 2001
8. Michael Penix	461	Texas, 2024 Sugar Bowl
9. Michael Penix Jr.	448	Boise State, 2023
10. Cody Pickett	430	Idaho, 2002

Season

Name	Rush	Pass	Total
1. Michael Penix Jr. (2023)	8	4,903	4,911
2. Michael Penix Jr. (2022)	92	4,641	4,733
3. Cody Pickett (2002)	-185	4,458	4,273
4. Jake Browning (2016)	45	3,430	3,475
5. Jake Browning (2018)	139	3,192	3,331
6. Jake Locker (2009)	388	2,800	3,188
7. Keith Price (2013)	108	2,966	3,074
8. Keith Price (2011)	10	3,063	3,073
9. Jake Locker (2007)	986	2,062	3,048
10. Marques Tuiasosopo (1999)	571	2,418	2,989

Career

Name	Rush	Pass	Total
1. Jake Browning (2015-18)	244	12,296	12,540
2. Cody Pickett (1999-02)	-117	10,220	10,103
3. Michael Penix Jr. (2022-23)	100	9,544	9,644
4. Jake Locker (2007-10)	1,939	7,639	9,578
5. Keith Price (2010-13)	99	8,919	9,018
6. Marques Tuiasosopo (1997-00)	1,495	5,879	7,374
7. Brock Huard (1996-98)	-61	6,391	6,330
8. Damon Huard (1992-95)	118	5,886	6,004
9. Sonny Sixkiller (1970-72)	-208	5,496	5,288
10. Steve Pelluer (1980-83)	331	4,917	5,248

Total Offensive Attempts

Game	Name	No.	Opponent
1.	Cody Pickett	71	California, 2002
2.	Brock Huard	69	USC, 1998
3.	Cody Pickett	67	UCLA, 2002
4.	Cody Pickett	66	Wash. State, 2002
5.	Cody Pickett	65	USC, 2002
6.	Jake Browning	62	Arizona State, 2015
	Cody Pickett	62	Purdue, 2002 Sun Bowl
8.	Cody Pickett	61	Texas, 2001 Holiday Bowl
9.	Keith Price	59	Arizona, 2012
	Sonny Sixkiller	59	USC, 1970

Season

Name	Year	Att.
1. Cody Pickett	2002	698
2. Michael Penix Jr.	2023	590
3. Michael Penix Jr.	2022	589
4. Cody Pickett	2003	534
5. Jake Locker	2009	506
6. Keith Price	2012	501
7. Jake Locker	2007	500
8. Marques Tuiasosopo	2000	486
9. Cary Conklin	1989	477
10. Marques Tuiasosopo	1999	471

Career

Name	Att.
1. Jake Browning (2015-18)	1,754
2. Cody Pickett (1999-2003)	1,685
3. Jake Locker (2007-10)	1,601
4. Keith Price (2010-13)	1,406
5. Marques Tuiasosopo (1997-2000)	1,194
6. Michael Penix Jr. (2022-23)	1,179
7. Steve Pelluer (1980-83)	1,077
8. Brock Huard (1996-98)	1,006
8. Damon Huard (1992-95)	975
10. Cary Conklin (1986-89)	959

Total Offense Yards Per Game

Season (Min. 1,000 yards)

Name	Year	Rush	Pass	Total	Gms.	Avg.
1. Michael Penix Jr.	2022	82	4,641	4,723	13	364.1
2. Michael Penix Jr.	2023	8	4,903	4,911	15	332.9
3. Cody Pickett	2002	-185	4,458	4,273	13	327.4
4. Jake Locker	2009	388	2,800	3,188	12	265.7
5. Keith Price	2013	108	2,966	3,074	12	256.2
6. Jake Locker	2007	986	2,062	3,048	12	254.0
7. Cody Pickett	2001	68	2,696	2,764	11	251.3
8. Jake Browning	2015	35	2,955	2,990	12	249.2
9. Marques Tuiasosopo	1999	571	2,418	2,989	12	249.1
10. Cody Pickett	2003	-61	3,043	2,982	12	248.5

Career (Min. 2,000 yards)

Name	Rush	Pass	Total	Gms.	Avg.
1. Michael Penix Jr. (2022-23)	100	9,544	9,644	28	344.4
2. Cody Pickett (1999-03)	-117	10,220	10,103	40	252.6
3. Jake Locker (2007-10)	1,939	7,639	9,578	40	239.4
4. Jake Browning (2015-18)	244	12,296	12,540	53	236.6
5. Jacob Eason (2019)	-66	3,132	3,063	13	235.6
6. Dylan Morris (2020-21)	32	3,355	3,387	15	225.8
7. Keith Price (2010-13)	99	8,919	9,018	46	196.0
8. Brock Huard (1996-98)	-61	6,391	6,330	33	191.8
9. Sonny Sixkiller (1970-72)	-208	5,496	5,288	28	188.9
10. Cylar Miles (2013-14)	498	2,815	3,313	20	165.7

Total Offense Yards Per Attempt

Season (Min. 1,000 yards)

	Name	Year	Rush	Pass	Total	Plays	Avg.
1.	Michael Penix Jr.	2023	8	4,903	4,911	590	8.32
2.	Michael Penix Jr.	2022	82	4,641	4,723	589	8.10
3.	Jake Browning	2016	45	3,430	3,475	456	7.62
4.	Keith Price	2011	10	3,063	3,073	418	7.35
5.	Brock Huard	1997	-91	2,319	2,228	309	7.21
6.	Keith Price	2013	108	2,966	3,074	434	7.08
7.	Billy Joe Hobert	1991	55	2,463	2,518	356	7.07
8.	Jake Browning	2018	139	3,192	3,331	473	7.04
9.	Jake Browning	2017	25	2,719	2,744	392	7.00
10.	Jake Browning	2015	35	2,955	2,990	433	6.91

Career (Min. 2,000 yards)

	Name	Rush	Pass	Total	Plays	Avg.
1.	Michael Penix Jr. (2022-23)	100	9,544	9,644	1,179	8.18
2.	Jake Browning (2015-18)	244	12,296	12,540	1,754	7.15
3.	Jacob Eason (2019)	-69	3,132	3,063	451	6.79
4.	Billy Joe Hobert (1990-92)	287	3,220	3,507	535	6.56
5.	Keith Price (2010-13)	99	8,919	9,018	1,406	6.41
6.	Brock Huard (1996-98)	-61	6,391	6,330	1,006	6.29
7.	Cyler Miles (2013-14)	498	2,815	3,317	530	6.26
8.	Marques Tuiasosopo (1997-00)	1,495	5,879	7,374	1,194	6.18
9.	Damon Huard (1992-95)	118	5,886	6,004	975	6.16
10.	Mark Brunell (1989-92)	758	4,008	4,766	774	6.16

Yearly Total Offense Leaders

Year	Name	Plays	Rush	Pass	Total	Year	Name	Plays	Rush	Pass	Total
2022	Michael Penix Jr., qb	590	8	4,903	4,911	1980	Tom Flick, qb	355	-99	2,460	2,361
2022	Michael Penix Jr., qb	589	92	4,641	4,733	1979	Tom Flick, qb	167	-41	852	811
2021	Dylan Morris, qb	409	-25	2,458	2,433	1978	Tom Porras, qb	263	75	1,151	1,226
2020	Dylan Morris, qb	127	57	897	954	1977	Warren Moon, qb	332	262	1,772	2,034
2019	Jacob Eason, qb	451	-69	3,132	3,063	1976	Warren Moon, qb	255	69	1,106	1,175
2018	Jake Browning, qb	473	139	3,192	3,331	1975	Robin Earl, fb	167	782	0	782
2017	Jake Browning, qb	392	25	2,719	2,744	1974	Dennis Fitzpatrick, qb	224	697	622	1,319
2016	Jake Browning, qb	456	45	3,430	3,475	1973	Chris Rowland, qb	311	47	1,521	1,568
2015	Jake Browning, qb	433	35	2,955	2,990	1972	Sonny Sixkiller, qb	183	-71	1,125	1,054
2014	Cyler Miles, qb	447	307	2,397	2,704	1971	Sonny Sixkiller, qb	338	-102	2,068	1,966
2013	Keith Price, qb	434	108	2,919	3,074	1970	Sonny Sixkiller, qb	420	-35	2,303	2,268
2012	Keith Price, qb	501	-34	2,726	2,692	1969	Gene Willis, qb	212	185	568	753
2011	Keith Price, qb	418	10	3,063	3,073	1968	Carl Wojciechowski, hb	138	651	0	651
2010	Jake Locker, qb	546	385	2,265	2,650	1967	Tom Manke, qb	220	483	613	1,096
2009	Jake Locker, qb	504	388	2,800	3,188	1966	Tom Sparlin, qb	226	132	954	1,086
2008	Ronnie Fouch, qb	294	-105	1,339	1,234	1965	Tod Hullin, qb	241	-23	1,318	1,295
2007	Jake Locker, qb	500	986	2,062	3,048	1964	Junior Coffey, qb	147	638	0	638
2006	Isaiah Stanback, qb	274	350	1,325	1,675	1963	Bill Douglas, qb	239	327	952	1,279
2005	Isaiah Stanback, qb	364	353	2,136	2,489	1962	Junior Coffey, fb	98	581	0	581
2004	Casey Paus, qb	312	-63	1,476	1,413	1961	Kim Stiger, hb	130	582	0	582
2003	Cody Pickett, qb	534	-61	3,043	2,989	1960	Bob Hivner, qb	101	-4	580	576
2002	Cody Pickett, qb	698	-185	4,458	4,273	1959	Bob Schloredt, qb	219	336	835	1,171
2001	Cody Pickett, qb	445	68	2,696	2,764	1958	Bob Hivner, qb	206	247	585	835
2000	M. Tuiasosopo, qb	486	469	2,284	2,753	1957	Jim Jones, fb	105	488	0	488
1999	M. Tuiasosopo, qb	471	571	2,418	2,982	1956	Al Ferguson, qb	74	88	418	506
1998	Brock Huard, qb	397	20	2,191	2,211	1955	Credell Green, hb	108	652	0	652
1997	Brock Huard, qb	309	-91	2,319	2,228	1954	Bob Cox, qb	216	37	809	846
1996	Brock Huard, qb	300	10	1,881	1,891	1953	Sandy Lederman, qb	237	-24	1,157	1,133
1995	Damon Huard, qb	382	52	2,509	2,561	1952	Don Heinrich, qb	294	5	1,647	1,652
1994	Damon Huard, qb	340	41	1,887	1,928	1951	Sam Mitchell, qb	190	16	1,102	1,118
1993	Damon Huard, qb	247	48	1,282	1,330	1950	Don Heinrich, qb	272	-39	1,845	1,806
1992	Mark Brunell, qb	297	229	1,609	1,838	1949	Don Heinrich, qb	139	-28	899	807
1991	Billy Joe Hobert, qb	356	55	2,463	2,518	1948	Ansel McCullough, b	141	-42	709	667
1990	Mark Brunell, qb	390	472	1,895	2,365	1947	Dick Ottele, qb	72	232	147	379
1989	Cary Conklin, qb	477	-61	2,786	2,721	1946	Fred Provo, lh	110	307	435	742
1988	Cary Conklin, qb	383	116	1,833	1,949	1942-1945	No records available				
1987	Chris Chandler, qb	330	159	1,973	2,132	1941	Bob Erickson, hb	127	247	204	451
1986	Chris Chandler, qb	383	115	2,193	2,308	1940	Dean McAdams, hb	169	273	475	748
1985	Hugh Millen, qb	291	-78	1,565	1,487	1939	Dean McAdams, hb	181	240	477	717
1984	Hugh Millen, qb	202	20	1,092	1,112	1938	Jim Johnston, rlb	114	472	144	616
1983	Steve Pelluer, qb	459	189	2,365	2,554	1937	Frank Waskowitz, hb	147	226	407	633
1982	Steve Pelluer, qb	250	29	1,248	1,277	1937*	Merle Miller, rh	97	0	417	417
1981	Steve Pelluer, qb	360	117	1,280	1,397						

* Totals for seven P.C.C. games only

Washington Record Book — Individual Punting

Punts

Career	244, Thane Cleland, 1983-86
Season	76, Don Feleay, 1975
Game	12, Jeff Partridge vs. Arizona State, 1982
	12, Don Feleay vs. USC, 1975
	12, Gene Willis vs. Oregon State, 1969

Longest Punt

Game	82, Kiel Rasp at California, 2010
	82, Sean Douglas at Oklahoma, 2006

Punts Per Game

Career	6.19, Jeff Partridge, 1981-82 (130 punts, 21 games)
Season	8.1, Dean McAdams, 1940 (73 punts, 9 games)

Average per Punt

Career (Min. 100 punts)	– 44.4, Kiel Rasp (4,753 yds., 107 punts), 2010-11
Season (Min. 30 punts)	– 48.5, Race Porter (2,572 yds., 53 punts), 2021
Game (Min. 3 punts)	– 57.0, Bob Schloreedt (342 yards, 6 punts) vs. Colorado, 1959

Average per Punt

Game (Min. 3 punts)

Name	Avg. (Nos.)	Opponent
1. Bob Schloreedt	57.0 (6-342)	Colorado, 1959
2. Sean Douglas	56.0 (5-280)	Oklahoma, 2006
3. Race Porter	55.5 (4-222)	California, 2021
4. Jared Ballman	55.0 (5-275)	Oregon, 2007
5. Race Porter	54.5 (4-218)	Washington State, 2021
6. Kiel Rasp	52.2 (8-418)	USC, 2011
7. Race Porter	52.0 (5-260)	Arizona State, 2021
8. Channing Wyles	52.0 (4-208)	Washington State, 1990
9. Channing Wyles	51.8 (4-207)	Colorado, 1990
10. Korey Durkee	51.7 (7-362)	Stanford, 2014

Season (Min. 30 punts)

Name	No.	Yards	Avg.
1. Race Porter	53	2,572	48.5
2. Kiel Rasp (2011)	38	1,733	45.6
3. Joel Whitford (2019)	44	1,979	45.0
4. Kiel Rasp (2010)	68	3,202	43.8
5. Korey Durkee (2015)	47	2,047	43.6
6. Sean Douglas (2006)	72	3,110	43.2
7. Skip Boyd (1973)	69	2,964	43.0
8. Sean Douglas (2005)	51	2,175	42.6
9. Sean Douglas (2004)	63	2,682	42.6
10. Jeff Partridge (1982)	70	2,966	42.4

Career (Min. 100 punts)

Name (Years)	No.	Yards	Avg.
1. Kiel Rasp (2010-11)	107	4,753	44.4
2. Joel Whitford (2017-19)	119	5,121	43.0
3. Sean Douglas (2003-06)	187	8,010	42.8
4. Korey Durkee (2012-15)	125	5,253	42.0
5. Skip Boyd (1972-74)	194	7,987	41.2
6. Jeff Partridge (1981-82)	130	5,337	41.1
7. Dean McAdams (1938-40)	167	6,777	40.6
8. Travis Coons (2012-13)	116	4,655	40.1
9. Channing Wyles (1988-90)	133	5,277	39.7
Jared Ballman (2007-08)	136	5,395	39.7

Total Punts

Game

Name	No.	Opponent
1. Jeff Partridge	12	Arizona State, 1982
Don Feleay	12	USC, 1975
Gene Willis	12	Oregon State, 1969
4. Travis Coons	11	Arizona State, 2013
Gene Willis	11	Stanford, 1971
Jeff Huget	11	Washington State, 1968
Don Martin	11	UCLA, 1967
Larry Hatch	11	Minnesota, 1948

8. Kiel Rasp	10	Oregon, 2010
Jared Ballman	10	Oregon, 2008
Sean Douglas	10	USC, 2004
Garth Erickson	10	Ohio State, 2003
Ryan Fleming	10	Arizona State, 2000
Channing Wyles	10	San Jose State, 1990
Channing Wyles	10	Oregon, 1989
Thane Cleland	10	Oregon, 1984
Jeff Partridge	10	UCLA, 1982
Dick Galuska	10	Michigan, 1970
Don Martin	10	Oregon, 1966
Steve Sanford	10	Baylor, 1965
Steve Crook	10	USC, 1953

Season

Name	Year	Punts	Avg.
1. Don Feleay	1975	76	39.2
2. Thane Cleland	1984	75	39.5
3. John Werdel	1992	74	38.6
4. Dean McAdams	1940	73	40.5
5. Sean Douglas	2006	72	43.2
6. Jared Ballman	2007	71	40.9
Ryan Fleming	1998	71	38.8
Dean McAdams	1939	71	40.1
9. Garth Erickson	2003	70	41.8
Channing Wyles	1990	70	41.1
Jeff Partridge	1982	70	42.4

Career

Name	No.	Yards	Avg.
1. Thane Cleland (1983-86)	244	9,545	39.1
2. Sean Douglas (2003-06)	187	8,010	42.8
3. Skip Boyd (1972-74)	194	7,987	41.2
4. Ryan Fleming (1998-2000)	180	6,998	38.9
5. John Werdel (1991-93)	168	6,632	39.5
6. Dean McAdams (1938-40)	167	6,777	40.6
7. Don Martin (1965-67)	143	5,595	39.1
8. Rick Redman (1962-64)	137	5,171	37.7
9. Jared Ballman (2007-08)	130	5,395	39.7
10. Channing Wyles (1988-90)	133	5,277	39.7

Punts Per Game

Season (Min. 50 punts)

Name	Year	Punts	Gms.	Avg.
1. Dean McAdams	1940	73	9	8.1
2. Dean McAdams	1939	71	9	7.8
3. Don Feleay	1975	76	11	6.8
4. Thane Cleland	1984	75	12	6.3
Skip Boyd	1973	69	11	6.3
6. John Werdel	1992	74	12	6.2
Skip Boyd	1972	68	11	6.2
8. Sean Douglas	2006	72	12	6.0
9. Ryan Fleming	1998	71	12	5.9
10. Kiel Rasp	2010	69	12	5.8

Career (Min. 100 punts)

Name	Punts	Gms.	Avg.
1. Jeff Partridge (1981-82)	130	21	6.2
Dean McAdams (1939-40)	167	27	6.2
3. Skip Boyd (1972-74)	194	33	5.8
Don Feleay (1975-76)	127	22	5.8
5. Thane Cleland (1983-86)	244	44	5.5
6. Jared Ballman (2007-08)	136	25	5.4
7. Channing Wyles (1988-90)	133	25	5.3
8. John Werdel (1991-93)	168	33	5.1
Don Martin (1965-67)	143	28	5.1
10. Ryan Fleming (1998-2000)	180	36	5.0

Punting Yards

Game

Name	No.	Opponent
1. Jeff Partridge	540	Arizona State, 1982
2. Travis Coons	515	Arizona State, 2013
3. Don Martin	482	UCLA, 1967
4. Jeff Huget	463	Washington State, 1968
5. Gene Willis	450	Stanford, 1971
6. Jeff Partridge	448	UCLA, 1982
7. Don Feleay	445	USC, 1975
8. Kiel Rasp	438	Nebraska, 2010
9. Channing Wyles	432	San Jose State, 1990
10. Sean Douglas	429	USC, 2004

Long Punt (60+ Yards)

Name	Yds.	Opponent
1. Kiel Rasp	82	California, 2010
Sean Douglas	82	Oklahoma, 2006
3. Sean Douglas	81	Oklahoma, 2005
4. Derek McLaughlin	80	Oregon, 2002
5. Sean Douglas	78	Washington State, 2004
6. Derek McLaughlin	74	California, 2001
7. Race Porter	73	Arizona State, 2021
Ryan Fleming	73	BYU, 1999
Don Feleay	73	Navy, 1975
10. Jared Ballman	72	Oregon, 2007
11. Race Porter	71	Washington State, 2021
12. Scott Phillips	70	Texas, 1974
Skip Boyd	70	Texas A&M, 1974
Bob Schloretdt	70	Oregon State, 1958
15. Sean Douglas	69	Oregon, 2005
Brandy Brownlee	69	Oregon, 1987
Skip Boyd	69	Oregon, 1974
18. Sean Douglas	68	USC, 2006
19. Race Porter	67	California, 2021
Joel Whitford	67	Arizona, 2019
Don Feleay	66	Oregon State, 1976
Bob Schloretdt	66	Colorado, 1959
Race Porter	65	Oregon, 2021
Race Porter	65	UCLA, 2021
Tristan Vizcaino	65	Alabama, 2016
Korey Durkee	65	Stanford, 2014
Travis Coons	65	Washington State, 2012
John Werdel	65	USC, 1973
John Werdel	65	Washington State, 1992
Channing Wyles	65	Washington State, 1990
Aaron Wilson	65	Arizona State, 1978
Don Feleay	65	Texas, 1975
Will Mahan	64	BYU, 2010
Jared Ballman	64	BYU, 2008
Sean Douglas	64	Washington State, 2006
Sean Douglas	64	UCLA, 2006
Jeff Partridge	64	Arizona State, 1981
Race Porter	63	Michigan, 2021
Race Porter	63	North Dakota, 2018
Kiel Rasp	63	Washington State, 2010
Geoff Prince	63	Arizona, 1995
Skip Boyd	63	California, 1973
Skip Boyd	63	Iowa State, 1974
Jeff Huget	63	Idaho, 1968
Rick Redman	63	Stanford, 1962
Tristan Vizcaino	62	Alabama, 2016
Tristan Vizcaino	62	Colorado, 2016
Korey Durkee	62	Boise State, 2015
Korey Durkee	62	Hawai'i, 2014
Kiel Rasp	62	Washington State, 2011
Kiel Rasp	62	USC, 2011
Sean Douglas	62	Arizona, 2006
Channing Wyles	62	Colorado, 1990
Jeff Partridge	62	UCLA, 1982
Aaron Wilson	62	USC, 1977
Gene Willis	62	Purdue, 1971
Jeff Huget	62	USC, 1968
Bob Schloretdt	62	Colorado, 1959
Bob Schloretdt	62	Oregon State, 1958
Travis Coons	61	Arizona State, 2013
Will Mahan	61	Stanford, 2009

Garth Erickson	61	Indiana, 2004
Hamid Sarshar	61	Stanford, 1996
Brandy Brownlee	61	Purdue, 1987
Skip Boyd	61	Oregon, 1973
Rick Redman	61	Washington State, 1962
Korey Durkee	60	California, 2014
Sean Douglas	60	Washington State, 2005
Sean Douglas	60	Notre Dame, 2005
Billy Joe Hobert	60	Stanford, 1991
Channing Wyles	60	Iowa, 1991 Rose Bowl
Rich Camarillo	60	UCLA, 1979
Don Feleay	60	California, 1976
Don Martin	60	Washington State, 1966
Don Martin	60	Stanford, 1966
Don Martin	60	California, 1965
Rick Redman	60	Oregon State, 1962
Bob Schloretdt	60	Colorado, 1959

Single Game Long Punt (60-plus Yards) Breakdown

Name	No.	Opponent
Bob Schloretdt	3 (60, 62, 66)	Colorado, 1958
Sean Douglas	2 (82, 81)	Oklahoma, 2006
Bob Schloretdt	2 (70, 62)	Oregon State, 1958

Long Punts (60-plus Yards)

Season

Name	No.	Year
1. Race Porter	6	2021
Sean Douglas	6	2006
3. Bob Schloretdt	5	1958
4. Korey Durkee	3	2014
Sean Douglas	3	2005
Channing Wyles	3	1990
Skip Boyd	3	1974
Rick Redman	3	1962
9. Kiel Rasp	2	2011
Kiel Rasp	2	2010
Jared Ballman	2	2007
Brandy Brownlee	2	1987
Don Feleay	2	1975
Don Feleay	2	1976
Skip Boyd	2	1973
Jeff Huget	2	1968
Don Martin	2	1966

Career

Name	No.
1. Sean Douglas (2003-06)	10
2. Race Porter (2016-21)	7
3. Skip Boyd (1972-74)	5
Bob Schloretdt (1958-60)	5
5. Kiel Rasp (2010)	4
Don Feleay (1975-76)	4
7. Korey Durkee (2012-14)	4
8. Channing Wyles (1988-90)	3
Don Martin (1965-67)	3
Rick Redman (1962-64)	3

Yearly Punting Leader

Year	Name	No.	Yds.	Avg.
2023	Jack McCallister	45	1,878	41.7
2022	Jack McCallister	23	939	40.8
2021	Race Porter	53	2,572	48.5
2020	Race Porter	10	424	42.4
2019	Joel Whitford	44	1,979	44.8
2018	Joel Whitford	33	1,364	41.3
2017	Joel Whitford	42	1,778	42.3
2016	Tristan Vizcaino	51	2,077	40.7
2015	Korey Durkee	47	2,047	43.6
2014	Korey Durkee	63	2,653	42.1
2013	Travis Coons	62	2,506	40.4
2012	Travis Coons	54	2,149	39.8
2011	Kiel Rasp	38	1,733	45.6
2010	Kiel Rasp	69	3,020	43.8
2009	Will Mahan	50	2,112	40.6
2008	Jared Ballman	65	2,489	38.3
2007	Jared Ballman	71	2,906	40.9
2006	Sean Douglas	72	3,110	43.2
2005	Sean Douglas	51	2,175	42.6
2004	Sean Douglas	63	2,682	42.6
2003	Garth Erickson	70	2,925	41.8
2002	Derek McLaughlin	62	2,376	38.3
2001	Derek McLaughlin	58	2,368	40.8
2000	Ryan Fleming	58	2,207	38.1
1999	Ryan Fleming	51	2,038	40.0
1998	Ryan Fleming	71	2,753	38.8
1997	Sean O'Laughlin	60	2,385	39.8
1996	Hamid Sarshar	43	1,503	35.0
1995	Geoff Prince	58	2,218	38.2
1994	Geoff Prince	50	1,860	37.2
1993	John Werdel	57	2,260	39.6
1992	John Werdel	74	2,855	38.6
1991	John Werdel	37	1,517	41.0
1990	Channing Wyles	70	2,874	41.1
1989	Channing Wyles	60	2,283	38.1
1988	Eric Canton	59	2,016	34.2
1987	Brandy Brownlee	32	1,265	39.5
1986	Thane Cleland	55	2,223	40.4
1985	Thane Cleland	63	2,409	38.2
1984	Thane Cleland	75	2,959	39.5
1983	Thane Cleland	51	1,954	38.3
1982	Jeff Partridge	70	2,966	42.4
1981	Jeff Partridge	60	2,371	39.5
1980	Rich Camarillo	57	2,169	38.1
1979	Rich Camarillo	58	2,351	40.5
1978	Aaron Wilson	54	1,953	36.2
1977	Aaron Wilson	62	2,251	36.3
1976	Don Feleay	51	2,017	39.5
1975	Don Feleay	76	2,981	39.2
1974	Skip Boyd	57	2,407	42.2
1973	Skip Boyd	69	2,964	43.0
1972	Skip Boyd	68	2,616	38.5
1971	Gene Willis	41	1,666	40.6
1970	Dick Galuska	55	2,115	38.5
1969	Gene Willis	49	1,742	35.6
1968	Jeff Huget	43	1,670	38.9
1967	Don Martin	62	2,357	38.1
1966	Don Martin	51	2,079	40.7
1965	Don Martin	30	1,159	38.6
1964	Rick Redman	47	1,820	38.7
1963	Rick Redman	46	1,713	37.2
1962	Rick Redman	44	1,638	38.3
1961	Glenn Reese	25	842	33.7
1960	Bob Schloretdt	22	865	39.3
1959	Bob Schloretdt	56	2,238	40.0
1958	Bob Schloretdt	54	1,997	37.0
1957	Bob Dunn	40	1,472	36.8
1956	Dick Day	29	1,061	36.6
1955	Steve Roake	35	1,154	33.0
1954	Bill Albrecht	22	809	36.8
1953	Stewart Crook	22	807	36.7
1952	Don Heinrich	47	1,707	36.3
1951	Tom Sprague	40	1,388	34.7
1950	Don Heinrich	40	1,379	34.5
1949	Don Heinrich	34	1,223	36.0
1948	Larry Hatch	55	1,811	32.9
1947	Herb Hallow	13	469	36.1
1942-1946	Statistics unavailable			
1941	Bob Erickson	57	2,011	35.3
1940	Dean McAdams	73	2,958	40.5
1939	Dean McAdams	71	2,847	40.1
1938	Dean McAdams	23	972	42.3
1937*	Frank Waskowitz	30	944	31.5

* Totals for seven P.C.C. games only

Yearly Longest Punt

Year	Yards	Player vs. Opponent
2023	56 yards	Jack McCallister vs. Michigan
2022	58 yards	Jack McCallister at Arizona State
2021	73 yards	Race Porter vs. Arizona State
2020	52 yards	Race Porter vs. Utah
2019	67 yards	Joel Whitford at Arizona
2018	63 yards	Race Porter vs. North Dakota
2017	56 yards	Joel Whitford at Arizona State
2016	65 yards	Tristan Vizcaino vs. Alabama
2015	62 yards	Korey Durkee at Boise State
2014	65 yards	Korey Durkee vs. Stanford
2013	61 yards	Travis Coons at Arizona State
2012	65 yards	Travis Coons at Washington State
2011	62 yards	Kiel Rasp vs. Washington State; at USC
2010	82 yards	Kiel Rasp at California
2009	61 yards	Will Mahan at Stanford
2008	64 yards	Jared Ballman vs. BYU
2007	72 yards	Jared Ballman vs. Oregon
2006	82 yards	Sean Douglas at Oklahoma
2005	69 yards	Sean Douglas at Oregon
2004	78 yards	Sean Douglas vs. Washington State
2003	61 yards	Garth Erickson vs. Indiana
2002	80 yards	Derek McLaughlin at Oregon
2001	74 yards	Derek McLaughlin at California
2000	50 yards	Ryan Fleming vs Idaho
1999	73 yards	Ryan Fleming at BYU
1998	55 yards	Ryan Fleming vs. Utah State
1997	59 yards	Sean O'Laughlin vs. San Diego State
1996	61 yards	Hamid Sarshar vs. Stanford
1995	56 yards	Geoff Prince at Arizona
1994	50 yards	Geoff Prince at USC; at Miami
1993	65 yards	John Werdel vs. USC
1992	65 yards	John Werdel at Washington State
1991	59 yards	Billy Joe Hobert vs. Stanford
1990	65 yards	Channing Wyles vs. Washington State
1989	59 yards	Channing Wyles vs. Oregon State
1988	51 yards	Eric Canton vs. Oregon
1987	69 yards	Brandy Brownlee vs. Oregon
1986	63 yards	Thane Cleland vs. California
1985	57 yards	Thane Cleland vs. Oregon State
1984	56 yards	Thane Cleland vs. California
1983	59 yards	Thane Cleland vs. USC
1982	62 yards	Jeff Partridge vs. UCLA
1981	64 yards	Jeff Partridge vs. Arizona State
1980	56 yards	Rich Camarillo vs. Arizona State
1979	60 yards	Rich Camarillo vs. UCLA
1978	65 yards	Aaron Wilson vs. Arizona State
1977	62 yards	Aaron Wilson vs. USC
1976	66 yards	Don Feleay vs. Oregon State
1975	73 yards	Don Feleay vs. Navy
1974	70 yards	Skip Boyd vs. Texas A&M; vs. Texas
1973	63 yards	Skip Boyd vs. California
1972	53 yards	Skip Boyd vs. Duke
1971	62 yards	Gene Willis vs. Purdue
1970	56 yards	Dick Galuska vs. Stanford
1969	56 yards	Gene Willis vs. Oregon
1968	63 yards	Jeff Huget vs. Idaho
1967	57 yards	Don Martin vs. UCLA
1966	60 yards	Don Martin vs Washington State; vs. Stanford
1965	60 yards	Don Martin vs. California
1964	61 yards	Rick Redman at Washington State
1963	58 yards	Rick Redman at Pittsburgh
1962	63 yards	Rick Redman vs. Stanford
1961	56 yards	Dave Kopay vs. Purdue
1960	51 yards	Bob Schloretdt vs. Minnesota
1959	66 yards	Bob Schloretdt vs. Colorado
1958	71 yards	Bob Schloretdt vs. Oregon State
1957	52 yards	Bobby Dunn vs. Oregon; vs. California
1956	57 yards	Dick McVeigh vs. USC
1955	50 yards	Steve Roake vs. Stanford
1954	57 yards	Bill Albrecht vs. Washington State
1953	57 yards	Stewart Crook vs. USC
1952	51 yards	Don Heinrich vs. Oregon State
1951	54 yards	Dick Sprague vs. Washington State

Washington Record Book — Individual Kicking

Field Goals Made

Career	85, Jeff Jaeger, 1983-86
Season	25, Chuck Nelson, 1982
Game	5, John Anderson at Wash. State, 2002 5, Jeff Jaeger vs. Houston, 1985

Field Goal Attempts

Career	105, Jeff Jaeger, 1983-86
Season	34, John Anderson, 2002
Game	8, John Anderson at Wash. State, 2002

Field Goal Percentage

Career (Min. 15 made/attempted)	.813, Chuck Nelson, 1980-82 (61 of 75)
Season (Min. 15 made/attempted)	.962, Chuck Nelson, 1982 (25 of 26)

Consecutive Field Goals

Career	30 field goals, Chuck Nelson, 1981-82 16 games, Jeff Jaeger, 1983-84
Season	25 FG, Chuck Nelson, 1982

Most Extra Points Made

Career	189, Peyton Henry, 2018-22
Season	74, Cameron Van Winkle, 2016
Game	10, Cameron Van Winkle vs. Oregon, 2016

Most Extra Point Attempts

Career	192, Peyton Henry, 2018-22
Season	75, Cameron Van Winkle, 2016
Game	10, Cameron Van Winkle vs. Oregon, 2016

Extra Point Percentage

Career (Min. 50 made)	1.000, Erik Folk, 2009-11 (124 of 124)
Season (Min. 10 games)	1.000, 16 times

Consecutive PATs

Career:	124 PATs, Erik Folk, 2009-11 56 games, Peyton Henry, 2018-22
---------	---

Points by Kicking (PATs & FGs)

Career	402, Peyton Henry, 2018-22
Season	112, Chuck Nelson, 1982
Game	17, John Anderson at Wash. State, 2002 17, Jeff Jaeger vs. Houston, 1985 17, Chuck Nelson vs. UTEP, 1982

Field Goals Made

Game	Name	No.	Opponent
1.	John Anderson	5	Washington State, 2002
	Jeff Jaeger	5	Houston, 1985
3.	Peyton Henry	4	Stanford, 2022
	Peyton Henry	4	Stanford, 2021
	Peyton Henry	4	California, 2019
	Erik Folk	4	USC, 2010
	Ryan Perkins	4	Arizona State, 2008
	John Anderson	4	California, 2002
	Travis Hanson	4	Washington State, 1993
	Brandy Brownlee	4	Texas A&M, 1987
	Jeff Jaeger	4	Oregon, 1985
	Jeff Jaeger	4	Northwestern, 1984
	Jeff Jaeger	4	Oregon State, 1984
	Chuck Nelson	4	San Diego State, 1982
	Chuck Nelson	4	UTEP, 1982
	Jeff Jaeger	4	Oregon, 1983
	Chuck Nelson	4	Texas Tech, 1981
	Steve Robbins	4	UCLA, 1977
	Don Martin	4	Washington State, 1966

Season

Name (Year)	No.
1. Chuck Nelson (1982)	25
2. Jeff Jaeger (1985)	23
3. John Anderson (2002)	22
Jeff Jaeger (1984)	22
5. Jeff Jaeger (1983)	21
6. Cameron Van Winkle (2014)	20
Chuck Nelson (1980)	20
8. Peyton Henry (2022)	19
Peyton Henry (2019)	19
Jeff Jaeger (1986)	19

Career

Name (Years)	No.
1. Jeff Jaeger (1983-86)	85
2. Peyton Henry (2018-22)	71
3. John Anderson (1999-02)	68
4. Chuck Nelson (1980-82)	61
5. Cameron Van Winkle (2013-16)	52
6. Erik Folk (2009-10)	42
7. Travis Hanson (1990-93)	40
8. Steve Robbins (1974-77)	37
9. John Wales (1994-96)	36
10. Evan Knudson (2003-05)	28

Field Goal Attempts

Game	Name	No.	Opponent
1.	John Anderson	8	Washington State, 2002
2.	John Anderson	5	California, 2002
	Jeff Jaeger	5	Houston, 1985
	Jeff Jaeger	5	Northwestern, 1984
	Jeff Jaeger	5	Oregon State, 1984
	Steve Robbins	5	UCLA, 1977
7.	Peyton Henry	4	Stanford, 2022
	Peyton Henry	4	Stanford, 2021
	Peyton Henry	4	Oregon State, 2019
	Peyton Henry	4	California, 2019
	Erik Folk	4	USC, 2010
	Erik Folk	4	Oregon, 2010
	Erik Folk	4	UCLA, 2009
	Erik Folk	4	LSU, 2009
	Ryan Perkins	4	Washington State, 2008
	Ryan Perkins	4	Arizona State, 2008
	Evan Knudson	4	Nevada, 2003
	John Anderson	4	Purdue, 2002 Sun Bowl
	John Anderson	4	Texas, 2001 Holiday Bowl
	John Anderson	4	Michigan, 2001
	John Anderson	4	California, 2000
	John Wales	4	Washington State, 1996
	John Wales	4	USC, 1995
	John Wales	4	UCLA, 1994
	Geoff Prince	4	Ohio State, 1994
	Travis Hanson	4	Washington State, 1993
	Brandy Brownlee	4	Texas A&M, 1987
	Jeff Jaeger	4	Oregon, 1985
	Chuck Nelson	4	San Diego State, 1982
	Chuck Nelson	4	UTEP, 1982
	Jeff Jaeger	4	Arizona, 1983
	Jeff Jaeger	4	Oregon, 1983
	Chuck Nelson	4	Texas Tech, 1981
	Chuck Nelson	4	USC, 1980
	Mike Lansford	4	Arizona State, 1978
	Don Martin	4	Washington State, 1966

Season

Name	Year	FGA
1. John Anderson	2002	34
2. Jeff Jaeger	1984	29
3. Chuck Nelson	1980	28
4. Jeff Jaeger	1983	27
5. Chuck Nelson	1982	26
Jeff Jaeger	1985	26
John Anderson	2001	26
8. John Wales	1994	25
9. Cameron Van Winkle	2014	24
Steve Robbins	1977	24

Career

Name	FGA
1. Jeff Jaeger (1983-86)	105
2. John Anderson (1999-2002)	100
3. Peyton Henry (2018-22)	88
4. Chuck Nelson (1980-82)	75
5. Steve Robbins (1974-77)	65
6. Cameron Van Winkle (2013-15)	64
7. John Wales (1994-96)	61
Travis Hanson (1990-93)	61
9. Erik Folk (2009-10)	57
10. Evan Knudson (2003-05)	42

Field Goal Percentage

Season (Min. 15 attempts)	Name	Year	FG-FGA	PCT.
1.	Chuck Nelson	1982	25-26	.962
2.	Travis Coons	2013	15-16	.938
3.	Peyton Henry	2019	19-21	.905
4.	Jeff Jaeger	1985	23-26	.885
5.	Peyton Henry	2022	19-22	.864
6.	Erik Folk	2009	18-21	.857
7.	Cameron Van Winkle	2014	20-24	.833
8.	Jeff Jaeger	1986	19-23	.826
9.	Grady Gross	2023	18-22	.818
10.	Cameron Van Winkle	2016	16-20	.800
	Cameron Van Winkle	2015	16-20	.800
	John McCallum	1989	16-20	.800

Career (Min. 25 attempts)

Name	FG-FGA	PCT.
1. Chuck Nelson	61-75	.813
2. Cameron Van Winkle	56-64	.812
3. Jeff Jaeger	85-105	.810
4. Peyton Henry	71-88	.807
5. Travis Coons	24-30	.800
6. John McCallum	26-35	.743
7. Erik Folk	42-57	.737
8. Don Martin	20-28	.714
9. Ryan Perkins	22-31	.710
10. John Anderson	68-100	.680

PATs Attempted

Game	Name	No.	Opponent
1.	Cameron Van Winkle	10	Oregon, 2016
2.	Tristan Vizcaino	9	Montana, 2016
	Cameron Van Winkle	9	California, 2016
	Traivs Coons	9	Oregon State, 2013
	Steve Wiezbowski	9	UCSB, 1971
	Hugh McElhenry	9	Oregon, 1951
7.	Cameron Van Winkle	8	Idaho, 2016
	Travis Coons	8	Idaho State, 2013
	Travis Coons	8	Colorado, 2013
	Erik Folk	8	Baylor, 2011 Alamo Bowl
	Nick Lentz	8	Arizona, 1997
	Travis Hanson	8	Oregon State, 1991

Season

Name	Year	Att.
1. Cameron Van Winkle	2016	76
2. Travis Coons	2013	63
3. Peyton Henry	2022	59
4. Erik Folk	2011	56
5. Tristan Vizcaino	2017	51
6. Peyton Henry	2019	49
Cameron Van Winkle	2015	49
Cameron Van Winkle	2014	49
9. Travis Hanson	1991	47
10. Ryan Perkins	2007	46
Steve Wiezbowski	1971	46
John Anderson	2000	46

Career

Name	Att.
1. Peyton Henry (2018-22)	192
2. Cameron Van Winkle (2013-15)	174
3. John Anderson (1999-2002)	169
4. Travis Hanson (1990-93)	140
5. Jeff Jaeger (1983-86)	130
6. Erik Folk (2009-10)	124
7. Steve Robbins (1974-77)	114
8. Steve Wiezbowski (1970-72)	108
9. Travis Coons (2012-13)	102
10. Chuck Nelson (1980-82)	102

PATs Made

Game

Name	No.	Opponent
1. Cameron Van Winkle	10	Oregon, 2016
2. Tristan Vizcaino	9	Montana, 2017
Travis Coons	9	Oregon State, 2013
Steve Wiezbowski	9	UCSB, 1971
Hugh McElhenny	9	Oregon, 1951
6. Travis Coons	8	Colorado, 2013
Travis Coons	8	Idaho State, 2013
Erik Folk	8	Baylor, 2011 Alamo Bowl
Travis Hanson	8	Oregon State, 1991
10. Eight times; most recent:		
Travis Coons	7	Portland State, 2012

Extra Point Percentage

Season (Min. 30 made)

Name	Year	M-A	Pct.
1. Grady Gross	2023	63-63	1.000
Erik Folk	2011	56-56	1.000
Peyton Henry	2019	49-49	1.000
Cameron Van Winkle	2015	49-49	1.000
Travis Hanson	1992	40-40	1.000
Mike Lansford	1979	40-40	1.000
Steve Robbins	1977	40-40	1.000
Travis Coons	2012	39-39	1.000
Chuck Nelson	1982	37-37	1.000
Erik Folk	2009	35-35	1.000
Erik Folk	2010	33-33	1.000
Brandy Brownlee	1987	33-33	1.000
Mike Lansford	1978	33-33	1.000
Michael Braunstein	2006	32-32	1.000
Chuck Nelson	1981	31-31	1.000
John McCallum	1988	30-30	1.000

Career (Min. 25 made)

Name	EXP	Pct.
1. Erik Folk (2009-11)	124-124	1.000
2. Mike Lansford (1978-79)	73-73	1.000
3. Grady Gross (2022-23)	63-63	1.000
4. Travis Coons (2012-13)	101-102	.990
5. Peyton Henry (2018-22)	189-192	.984
6. Cameron Van Winkle (2013-16)	171-174	.983
7. Michael Braunstein (2003-06)	44-45	.978
8. Steve Robbins (1974-77)	111-114	.974
9. Chuck Nelson (1980-82)	99-102	.971
10. Ryan Perkins (2007-08)	62-64	.969

Consecutive Field Goals by Chuck Nelson

Yards	Opponent	Date
21	USC	Nov. 14, 1981
46	USC	Nov. 14, 1981
39	Washington State	Nov. 21, 1981
28	Washington State	Nov. 21, 1981
34	Washington State	Nov. 21, 1981
32	Texas-El Paso	Sept. 11, 1982
31	Texas-El Paso	Sept. 11, 1982
33	Texas-El Paso	Sept. 11, 1982
24	Texas-El Paso	Sept. 11, 1982
42	Arizona	Sept. 18, 1982
24	Arizona	Sept. 18, 1982
21	Arizona	Sept. 18, 1982
35	Oregon	Sept. 25, 1982
27	Oregon	Sept. 25, 1982
49	Oregon	Sept. 25, 1982
33	San Diego State	Oct. 2, 1982
32	San Diego State	Oct. 2, 1982
49	San Diego State	Oct. 2, 1982
23	San Diego State	Oct. 2, 1982
32	California	Oct. 9, 1982
36	California	Oct. 9, 1982
20	California	Oct. 9, 1982
30	Oregon State	Oct. 16, 1982
31	Oregon State	Oct. 16, 1982
29	Texas Tech	Oct. 23, 1982
27	Stanford	Oct. 30, 1982
18	UCLA	Nov. 6, 1982
24	ASU	Nov. 13, 1982
21	Washington State	Nov. 20, 1982
37	Washington State	Nov. 20, 1982

Nelson's last miss before the streak started was a 39-yard field goal in the second quarter of the USC game on Nov. 14, 1981. Nelson's streak was snapped when he missed a 33-yard field goal during the fourth quarter of the Washington State game on Nov. 20, 1982.

Longest Field Goals

Name	Yards, Opponent
1. John Anderson	56 vs. UCLA, 1999
Don Martin	56 vs. Air Force, 1967
3. Erik Folk	54 vs. BYU, 2010
4. Erik Folk	53 vs. EWU, 2011
5. Erik Folk	52 vs. Oregon, 2010
John Anderson	52 vs. Arizona, 2002
John Anderson	52 vs. Oregon State, 2002
Jeff Jaeger	52 vs. Oregon, 1983
Jeff Jaeger	52 vs. Oregon State, 1983
10. Cameron Van Winkle	51 vs. Illinois, 2014
John Anderson	51 vs. California, 2002
Chuck Nelson	51 vs. Kansas State, 1981
Ron Volbrecht	51 vs. Rice, 1968
13. Peyton Henry	50 vs. UCLA, 2022
John Anderson	50 vs. UCLA, 1999
John Anderson	50 vs. Oregon State, 1999
Chuck Nelson	50 vs. Texas Tech, 1981

Longest Field Goal Attempts

1. Jeff Jaeger	61 vs. Oklahoma, 1985
2. Don Martin	58 vs. Oregon, 1967
3. John Anderson	56 vs. UCLA, 1999
Don Martin	56 vs. Air Force, 1967
5. Erik Folk	55 vs. UCLA, 2010
John Anderson	55 vs. Purdue, 2002
Evan Knudson	55 vs. UCLA, 2005
8. Erik Folk	54 vs. BYU, 2010
9. Erik Folk	53 vs. EWU, 2011
Erik Folk	53 vs. UCLA, 2010

Yearly Longest Field Goals

Year	Yards	Player vs. Opponent
2923	47 yards	Grady Gross vs. Arizona State
2022	50 yards	Peyton Henry at UCLA
2021	38 yards	Peyton Henry vs. Arkansas State
2020	45 yards	Peyton Henry vs. Stanford
2019	49 yards	Peyton Henry vs. California
2018	41 yards	Peyton Henry at Oregon
2017	44 yards	Tristan Vizcaino vs. Washington St.
2016	45 yards	Cameron Van Winkle vs. Rutgers
2015	49 yards	Cameron Van Winkle vs. Utah
2014	51 yards	Cameron Van Winkle vs. Illinois
2013	48 yards	Travis Coons vs. Washington State
2012	45 yards	Travis Coons vs. Oregon State
2011	53 yards	Erik Folk vs. Eastern Washington
2010	54 yards	Erik Folk vs. BYU
2009	48 yards	Erik Folk vs. Oregon
2008	45 yards	Jared Ballman vs. Oregon State
2007	45 yards	Ryan Perkins vs. California
2006	47 yards	Michael Braunstein vs. Arizona St.
2005	46 yards	Evan Knudson at California
2004	42 yards	Evan Knudson vs. Arizona
2003	46 yards	Evan Knudson at Ohio State
2002	52 yards	John Anderson vs. Arizona; vs. OSU
2001	47 yards	John Anderson vs. Texas
2000	42 yards	John Anderson vs. California
1999	56 yards	John Anderson at UCLA
1998	44 yards	Joe Jarzynka at Washington State
1997	46 yards	Nick Lentz vs. Oregon
1996	42 yards	John Wales vs. Stanford
1995	36 yards	John Wales at Stanford
1994	47 yards	John Wales at Miami; vs. UCLA
1993	42 yards	Travis Hanson vs. UCLA; vs. WSU
1992	42 yards	Travis Hanson at Arizona State; vs. Nebraska
1991	44 yards	Travis Hanson vs. Oregon
1990	42 yards	Travis Hanson vs. California; vs. Washington St.
1989	46 yards	John McCallum vs. Arizona
1988	42 yards	John McCallum vs. Arizona State
1987	49 yards	Brandy Brownlee vs. Texas A&M
1986	45 yards	Jeff Jaeger vs. BYU
1985	49 yards	Jeff Jaeger vs. USC
1984	47 yards	Jeff Jaeger vs. Oregon State
1983	52 yards	Jeff Jaeger vs. OSU; vs. Oregon
1982	49 yards	Chuck Nelson vs. Oregon; vs. SDSU
1981	51 yards	Chuck Nelson vs. Kansas State; vs. Texas Tech
1980	47 yards	Chuck Nelson vs. Arizona; vs. USC
1979	48 yards	Mike Lansford vs. Wyo.; vs. Utah
1978	49 yards	Mike Lansford vs. Oregon State
1977	41 yards	Steve Robbins vs. UCLA
1976	41 yards	Brian Moreland vs. Virginia
1975	34 yards	Steve Robbins vs. UCLA
1974	46 yards	Steve Robbins vs. USC
1973	36 yards	Gustavo Clark vs. Idaho
1972	36 yards	Steve Wiezbowski vs. Wash. State
1971	34 yards	Steve Wiezbowski vs. TCU; vs. Ill.
1970	42 yards	Steve Wiezbowski vs. Wash. State
1969	33 yards	Ron Volbrecht vs. Michigan State
1968	51 yards	Ron Volbrecht vs. Rice
1967	56 yards	Don Martin vs. Air Force
1966	42 yards	Don Martin vs. UCLA
1965	20 yards	Ron Medved vs. UCLA
1964	42 yards	Jim Norton vs. UCLA
1963	45 yards	Jim Norton vs. USC
1962	24 yards	Jim Norton vs. UCLA
1961	21 yards	Rick Smidt vs. UCLA; vs. WSU
1960	44 yards	George Fleming vs. Minnesota
1959	43 yards	George Fleming vs. Utah
1958	26 yards	George Fleming vs. Minnesota
1957	None	
1956	22 yards	Dean Derby vs. UCLA
1955	42 yards	Dean Derby vs. UCLA
1954	21 yards	Bob Dunn vs. Oregon State
1953	None	
1952	18 yards	Wendell Niles vs. Oregon State

Washington Record Book — Individual Kick Returns

Kickoff Returns

Career	82, John Ross, 2013-14, 16
Season	40, Louis Rankin, 2007
Game	8, Quinton Richardson at Notre Dame, 2009

Kickoff Return Yards

Career	2,001, John Ross, 2013-14, 16
Season	976, Louis Rankin, 2007
Game	176, Kevin Smith vs. USC, 2011

Kickoff Return Yards Per Attempt

Career (Min. 25 returns)	27.7, Jim Krieg, 1970-71 (860 yds, 31 att)
Season (Min. 1.2 att/game)	31.1, Steve Bramwell, 1963 (654 yds, 21 att)
Game (Min. 3 attempts)	53.7, Jim Krieg vs. Stanford, 1970 (161 yds., 3 att.)

Kickoff Returns for TDs

Career	4, John Ross, 2013-14, 16
Season	2, Jim Krieg, 1970
Game	2, John Ross, 2015
Game	1 on 29 occasions

Kickoff Returns

Game

Name	No.	Opponent
1. Quinton Richardson	8	Notre Dame, 2009
2. Kevin Smith	7	USC, 2011
Isaiah Stanback	7	California, 2003
Reggie Brown	7	Oregon, 1974
5. John Ross	6	Ok. St., 2014 Cactus Bowl
John Ross	6	UCLA, 2014
Bishop Sankey	6	Baylor, 2011 Alamo Bowl
Kevin Smith	6	Stanford, 2011
Louis Rankin	6	Arizona, 2007
Louis Rankin	6	Oregon, 2007
Louis Rankin	6	Arizona State, 2007
Buddy Kenamer	6	UCLA, 1969
Herman Houston	6	Ohio State, 1969
Buddy Kenamer	6	Michigan, 1969
Dick Sprague	6	Illinois, 1952

Season

Name	Year	No.	Avg.
1. Louis Rankin	2007	40	24.4
2. John Ross	2014	38	24.7
3. Kevin Smith	2011	37	25.9
4. Jesse Callier	2010	32	22.9
Jordan Polk	2008	32	18.6
6. John Ross	2013	31	23.2
7. Charles Frederick	2002	30	20.0
8. Toure Butler	1998	27	27.7
9. Chico McClatcher	2015	25	23.3
Jesse Callier	2011	25	23.0
Derrick Johnson	2000	25	24.3

Career

Name	No.	Avg.
1. John Ross (2013-16)	85	24.1
2. Charles Frederick (2001-04)	72	18.5
3. Steve Jones (1986-1988)	64	21.8
4. Kevin Smith (2010-13)	62	23.3
5. Anthony Allen (1979-1982)	60	22.9
6. Jesse Callier (2010-13)	58	23.4
Steve Bramwell (1963-65)	57	26.9
8. Louis Rankin (2004-07)	51	23.6
9. Joe Jarzynka (1996-99)	46	18.9
10. Beno Bryant (1989-93)	42	19.6

Return Yards

Game

Name	No.	Opponent
1. John Ross	207	UCLA, 2014
2. John Ross	176	Oklahoma St., 2014
Kevin Smith	176	USC, 2011
4. Kevin Smith	168	Stanford, 2011
5. Reggie Brown	166	Oregon, 1974
6. Jim Krieg	161	Stanford, 1970
7. Roc Alexander	155	Arizona, 2001
8. Buddy Kenamer	152	UCLA, 1969
9. Kevin Smith	150	Arizona, 2011
10. Quinton Richardson	147	Notre Dame, 2009
Louis Rankin	147	Arizona State, 2007

Season

Name	No.	Yds.	Avg.
1. Louis Rankin (2007)	40	976	24.4
2. Kevin Smith (2011)	37	958	25.9
3. John Ross (2014)	38	938	24.7
4. Toure Butler (1998)	27	748	27.7
5. Roc Alexander (2001)	22	623	28.3
6. Charles Frederick (2002)	30	601	20.0
7. John Ross (2013)	31	720	23.2
8. Jordan Polk (2008)	32	595	18.6
9. Chico McClatcher (2015)	25	582	23.3
10. Jesse Callier (2011)	25	576	23.0
Jim Krieg (1970)	19	576	30.3

Career

Name (Years)	No.	Yds.	Avg.
1. John Ross (2013-16)	84	2,048	24.1
2. Steve Bramwell (1963-65)	57	1,532	26.9
3. Jesse Callier (2010-13)	58	1,356	23.4
4. Kevin Smith (2010-13)	62	1,445	23.3
5. Steve Jones (1986-88)	64	1,397	21.8
6. Anthony Allen (1979-82)	60	1,373	22.9
7. Charles Frederick (2001-04)	72	1,329	18.5
8. Louis Rankin (2004-07)	51	1,206	23.6
9. Roc Alexander (2000-03)	39	956	24.5
Napoleon Kaufman (1991-94)	39	931	23.9

Average Yards Per Return

Game (Min. 3 returns)

Name	Avg. (Nos.)	Opponent
1. Jim Krieg	53.7 (3-161)	Stanford, 1970
2. Jim Krieg	45.3 (3-136)	TCU, 1971
3. Anthony Allen	44.0 (3-132)	Oregon State, 1980
4. Salvon Ahmed	40.3 (4-161)	UCLA, 2017
5. Steve Jones	41.7 (3-125)	California, 1986
6. Aaron Williams	37.3 (3-112)	Oregon State, 1982
7. Kevin Smith	37.0 (3-111)	Nebraska, 2011
8. Toure Butler	35.0 (4-140)	UCLA, 1998
John Allen	35.0 (3-105)	Houston, 1985
10. John Ross	34.5 (6-207)	UCLA, 2014

Season (Min. 1.5 ret/game)

Name	Year	No.	Yds.	Avg.
1. Steve Bramwell	1963	21	654	31.1
2. Jim Krieg	1970	19	576	30.3
3. Roc Alexander	2001	22	623	28.3
4. Toure Butler	1998	27	748	27.7
5. Steve Bramwell	1965	22	573	26.0
6. Kevin Smith	2011	37	958	25.9
7. Steve Jones	1986	20	514	25.7
8. John Ross	2014	38	938	24.7
9. Louis Rankin	2007	40	976	24.4
10. Derrick Johnson	2000	25	607	24.3

Season (Min. 1.2 ret/game)

Name	Year	No.	Yds.	Avg.
1. Steve Bramwell	1963	21	654	31.1
2. Jim Krieg	1970	19	576	30.3
3. Jim Jones	1957	12	342	28.5
4. Roc Alexander	2001	22	623	28.3
5. Toure Butler	1998	27	748	27.7
6. Steve Bramwell	1965	22	573	26.0
7. Kevin Smith	2011	37	958	25.9
8. Napoleon Kaufman	1993	15	388	25.9
9. Steve Jones	1986	20	514	25.7
10. John Ross	2014	38	938	24.7

Career (Min. 25 returns)

Name	No.	Yds.	Avg.
1. Jim Krieg (1970-71)	31	858	27.7
2. Steve Bramwell (1963-65)	57	1,532	26.9
3. Toure Butler (1998-2000)	33	828	25.1
4. Kyle Stevens (1977-80)	36	903	25.1
5. John Ross (2013-16)	85	2,048	24.1
6. Napoleon Kaufman (1991-94)	39	931	23.9
7. Jim Jones (1955-57)	27	643	23.8
8. Jesse Callier (2010-13)	58	1,356	23.4
9. Kevin Smith (2010-13)	62	1,445	23.3
10. Chico McClatcher (2015-)	27	626	23.2

Total Kick Returns (Punts and Kickoffs)

Game	Name	No.	Opponent
1.	Joe Jarzynka	10	BYU, 1998
2.	Jim Cope	9	Stanford, 1968
3.	Quinton Richardson	8	Notre Dame, 2009
	Joe Jarzynka	8	Utah State, 1998
5.	Kevin Smith	7	USC, 2011
	Anthony Russo	7	Notre Dame, 2004
	Isaiah Stanback	7	California, 2003
	Charles Frederick	7	Oregon State, 2003
	Charles Frederick	7	California, 2002
	Derrick Johnson	7	Oregon State, 2000
	Joe Jarzynka	7	Arizona, 1998
	Jerome Pathon	7	Washington St, 1997
	Beno Bryant	7	San Jose St, 1990
	Michael Collins	7	Oregon, 1983
	Anthony Allen	7	UCLA, 1981
	Nesby Glasgow	7	UCLA, 1978
	Reggie Brown	7	Oregon, 1974
	Steve Bramwell	7	Baylor, 1964
	Steve Bramwell	7	Oregon State, 1963

Season

Name	Year	No.	Avg.
1.	Joe Jarzynka	1998	65 11.2
2.	William Doctor	1988	50 10.7
3.	Marlon Wood	2006	49 11.3
4.	Charles Frederick	2002	48 15.6
	Beno Bryant	1990	48 16.8
	Andre Riley	1986	48 11.4
7.	Steve Bramwell	1964	43 14.4
8.	Louis Rankin	2007	40 24.4
9.	Joe Jarzynka	1999	39 8.4
10.	Derrick Johnson	2000	38 17.0
	Beno Bryant	1993	38 7.4
	Nesby Glasgow	1978	38 5.4

Career

Name	No.	
1.	Beno Bryant (1989-93)	154
2.	Joe Jarzynka (1996-99)	147
3.	Charles Frederick (2001-04)	135
4.	Steve Bramwell (1963-65)	118
5.	Nesby Glasgow (1975-78)	100
6.	Anthony Allen (1979-82)	94
7.	Andre Riley (1986-89)	91
8.	Dante Pettis (2014-17)	90
9.	John Ross (2013-14, 16)	86
10.	Ernie Steele (1939-41)	84

Total Kick Return Yards (Punts and Kickoffs)

Game	Name	Yards	Opponent
1.	John Ross	207	UCLA, 2014
2.	Jim Cope	177	Stanford, 1968
3.	John Ross	176	Oklahoma St., 2014
	Kevin Smith	176	USC, 2011
5.	Kevin Smith	168	Stanford, 2011
6.	Joe Jarzynka	166	California, 1998
7.	Reggie Brown	166	Oregon, 1974
8.	Salvon Ahmed	161	UCLA, 2017
	Jim Krieg	161	Stanford, 1970
10.	Steve Bramwell	159	Baylor, 1964

Long Kickoff Return (60+ yards)

Name	Yards	Opponent
1.	John Ross	100 (TD) UCLA, 2014
	John Ross	100 (TD) BYU, 2013
	Paul Arnold	100 (TD) Air Force, 1999
4.	Anthony Allen	99 (TD) Pittsburgh, 1979
	Jim Krieg	99 (TD) TCU, 1971
6.	Toure Butler	98 (TD) BYU, 1998
	George Guttormsen	98 (TD) Whitman, 1924
8.	Jim Krieg	97 (TD) California, 1970
9.	John Ross	96 (TD) Oklahoma St., 2014
	Hugh McElhenny	96 (TD) Minnesota, 1949
11.	Roc Alexander	95 (TD) Idaho, 2001
	Kyle Stevens	95 (TD) Utah, 1979
	Jim Krieg	95 (TD) Stanford, 1970
15.	John Ross	92 (TD) Rutgers, 2016
	Marlon Wood	92 USC, 2005
	Jim Jones	91 (TD) Minnesota, 1957
	Steve Bramwell	90 (TD) Air Force, 1963
	Charlie Mitchell	90 (TD) UCLA, 1961
	Hugh Beckett	90 (TD) Whitman, 1925
	Louis Rankin	89 (TD) Wash. St, 2007
	Ja'Warren Hooker	89 (TD) Arizona, 1997
	Joe Steele	89 (TD) UCLA, 1976
	Marlon Wood	87 Wash. St, 2006
	Sam Mitchell	87 (TD) Idaho, 1952
	Ernie Steele	87 (TD) Wash. St, 1940
	Jerome Pathon	86 (TD) Colorado, 1996
	Charlie Mitchell	85 (TD) Idaho, 1960
	Anthony Allen	84 Oregon St, 1980
	Harvey Blanks	83 Wisconsin, 1968
	Salvon Ahmed	82 UCLA, 2017
	Jim Sartoris	80 UCLA, 1966
	Roc Alexander	74 Arizona, 2001
	Joe Steele	73 Miss. St, 1977
	Steve Bramwell	70 Pittsburgh, 1963
	Roc Alexander	67 Miami, 2001
	Bob Dunn	67 Michigan, 1953
	Kevin Smith	64 Nebraska, 2011
	Matt Mosley	63 Arizona St., 2008
	John Ross	62 Oregon St., 2013
	Charles Frederick	62 UCLA, 2004
	Ja'Warren Hooker	61 Arizona St, 1998
	Charles Allen	60 (TD) Colorado, 1959

Kickoff Returns for Touchdowns

(Listed by length of return)

Name	No.	Opponent
1.	John Ross	100 UCLA, 2014
	John Ross	100 BYU, 2013
	Paul Arnold	100 Air Force, 1999
4.	Anthony Allen	99 Pittsburgh, 1979
	Jim Krieg	99 TCU, 1971
6.	Toure Butler	98 BYU, 1998
	George Guttormsen	98 Whitman, 1924
8.	Jim Krieg	97 California, 1970
9.	John Ross	96 Oklahoma St., 2014
	Hugh McElhenny	96 Minnesota, 1949
10.	Roc Alexander	95 Idaho, 2001
	Kyle Stevens	95 Utah, 1979
	Jim Krieg	95 Stanford, 1970
13.	John Ross	92 Rutgers, 2016
14.	Jim Jones	91 Minnesota, 1957
15.	Steve Bramwell	90 Air Force, 1963
	Charlie Mitchell	90 UCLA, 1961
	Hugh Beckett	90 Whitman, 1925
	Louis Rankin	89 Wash. St, 2007
	Ja'Warren Hooker	89 Arizona, 1997
	Joe Steele	89 UCLA, 1976
	Sam Mitchell	87 Idaho, 1952
	Ernie Steele	87 Wash. St, 1940
	Charlie Mitchell	85 Idaho, 1960
	Charles Allen	60 Colorado, 1959
	Keishawn Bierria	45 Arizona State, 2016

Yearly Kickoff Returns Leader

Year	Name	No.	Yds.	Avg.	TD
2023	Daniyel Ngata	17	397	23.4	0
2022	Giles Jackson	15	312	20.8	0
2021	Giles Jackson	19	442	23.3	0
2020	Sean McGrew	5	93	18.6	0
2019	Sean McGrew	9	228	25.3	0
2018	Sean McGrew	8	130	16.2	0
2017	Salvon Ahmed	14	353	25.2	0
2016	John Ross	17	411	24.2	1
2015	Chico McClatcher	25	582	23.3	0
2014	John Ross	38	938	24.7	2
2013	John Ross	31	720	23.4	1
2012	Jaydon Mickens	19	408	21.5	0
2011	Kevin Smith	37	958	25.9	0
2010	Jesse Callier	32	733	22.9	0
2009	Quinton Richardson	19	369	19.4	0
2008	Jordan Polk	32	595	18.6	0
2007	Louis Rankin	40	976	24.4	1
2006	Marlon Wood	13	334	25.7	0
2005	Roy Lewis	12	257	24.7	0
2004	Anthony Russo	15	264	17.6	0
2003	Roc Alexander	13	268	20.6	0
2002	Charles Frederick	30	601	20.0	0
2001	Roc Alexander	22	623	28.3	1
2000	Derrick Johnson	25	607	24.3	0
1999	Paul Arnold	15	369	24.6	1
1998	Toure Butler	27	748	27.7	1
1997	Jerome Pathon	16	386	24.1	0
1996	Corey Dillon	16	357	22.3	0
1995	Fred Coleman	10	196	19.6	0
1994	Napoleon Kaufman	9	229	25.4	0
1993	Napoleon Kaufman	15	388	25.9	0
1992	Jay Barry	11	202	18.4	0
1991	Tommie Smith	8	136	17.0	0
1990	Beno Bryant	10	212	21.2	0
1989	Beno Bryant	20	409	20.5	0
1988	Steve Jones	24	499	20.8	0
1987	Steve Jones	20	384	19.2	0
1986	Steve Jones	20	514	25.7	0
1985	David Trimble	23	490	21.3	0
1984	Lonzell Hill	12	211	17.6	0
1983	Danny Greene	7	110	15.7	0
1982	Aaron Williams	8	198	24.8	0
1981	Anthony Allen	17	362	21.3	0
1980	Anthony Allen	18	424	23.6	0
1979	Anthony Allen	16	385	24.1	1
1978	Kyle Stevens	11	203	18.5	0
1977	Kyle Stevens	12	318	26.5	0
1976	Leon Garrett	15	283	18.9	0
1975	Stan Wilson	14	289	20.6	0
1974	Reggie Brown	14	279	19.9	0
1973	Scott Phillips	23	426	18.5	0
1972	Walter Oldes	18	333	18.5	0
1971	Jim Krieg	12	284	23.7	1
1970	Jim Krieg	19	576	30.3	2
1969	Buddy Kenamer	20	421	21.1	0
1968	Jim Cope	16	376	22.9	0
1967	Jim Cope	7	153	21.9	0
1966	Jim Cope	13	287	22.1	0
1965	Steve Bramwell	22	573	26.0	0
1964	Steve Bramwell	14	305	21.8	0
1963	Steve Bramwell	21	654	31.1	1
1962	Charlie Mitchell	5	136	27.2	0
1961	Charlie Mitchell	5	185	37.0	0
1960	Charlie Mitchell	8	262	32.8	0
1959	George Fleming	9	260	28.9	0
1958	Luther Carr	7	191	27.3	0
1957	Jim Jones	12	342	28.5	0
1956	Luther Carr	12	179	14.9	0
1955	Mike Monroe	11	104	9.5	0
1954	Bill Albrecht	9	152	16.9	0
1953	Bob Dunn	7	172	24.6	0
1952	Jack Nugent	12	233	19.4	0
1951	Dick Sprague	14	305	21.8	0
1950	Hugh McElhenny	9	273	30.3	0
1949	Hugh McElhenny	9	246	27.3	1
1948	Brooks Biddle	18	385	21.4	—
1942-1947	Statistics not available				
1941	Bob Erickson	6	136	22.7	—
1940	Ernie Steele	6	220	36.7	—
1939	Dean McAdams	8	137	17.1	—

Yearly Longest Kickoff Returns

Year	Yards	Player vs. Opponent
2023	51 yards	Germie Bernard vs. Boise State
2022	33 yards	Giles Jackson vs. Michigan State
2021	43 yards	Giles Jackson vs. Oregon & vs. Arizona State
2020	26 yards	Sean McGrew vs. Utah
2019	42 yards	Sean McGrew vs. California
2018	25 yards	Sean McGrew at Oregon; Myles Gaskin at UCLA
2017	82 yards	Salvon Ahmed vs. UCLA
2016	92 yards (td)	John Ross vs. Rutgers
2015	56 yards	Chico McClatcher at Oregon State
2014	100 yards (td)	John Ross vs. UCLA
2013	100 yards (td)	John Ross vs. BYU (Fight Hunger Bowl)
2012	37 yards	Marvin Hall vs. Portland State; at Oregon
2011	60 yards	Kevin Smith at Nebraska
2010	57 yards	Jesse Callier at California
2009	37 yards	James Johnson at UCLA
2008	63 yards	Matt Mosley vs. Arizona State
2007	89 yards (td)	Louis Rankin vs. Washington State
2006	87 yards	Marlon Wood vs. Washington State
2005	92 yards	Marlon Wood vs. USC
2004	62 yards	Charles Frederick vs. UCLA
2003	54 yards	Roc Alexander vs. Nevada
2002	59 yards	Charles Frederick vs. Oregon State
2001	95 yards (td)	Roc Alexander vs. Idaho
2000	56 yards	Derrick Johnson vs. California
1999	100 yards (td)	Paul Arnold vs. Air Force
1998	98 yards (td)	Toure Butler vs. BYU
1997	89 yards (td)	Ja'Warren Hooker at Arizona
1996	86 yards (td)	Jerome Pathon vs. Colorado
1995	38 yards	Fred Coleman at Stanford
1994	45 yards	Napoleon Kaufman vs. Stanford
1993	50 yards	Napoleon Kaufman at California
1992	26 yards	Jason Shelley vs. California
1991	40 yards	Tommie Smith vs. Kansas State
1990	35 yards	Beno Bryant vs. Stanford
1989	45 yards	Beno Bryant vs. USC
1988	43 yards	William Doctor vs. Arizona
1987	45 yards	Steve Jones vs. Oregon State
1986	54 yards	Steve Jones vs. California
1985	52 yards	David Trimble vs. Oregon
1984	31 yards	Lonzell Hill vs. Miami (Ohio)
1983	33 yards	Lonzell Hill vs. Oregon State
1982	50 yards	Aaron Williams vs. Oregon State
1981	39 yards	Anthony Allen vs. USC
1980	84 yards	Anthony Allen vs. Oregon State
1979	99 yards (td)	Anthony Allen vs. Pittsburgh
1978	50 yards	Ron Blacken vs. Arizona
1977	73 yards	Joe Steele vs. Mississippi State
1976	89 yards (td)	Joe Steele vs. UCLA
1975	53 yards	Pedro Hawkins vs. Oregon State
1974	38 yards	Ken Conley s. Cincinnati
1973	39 yards	Walter Oldes vs. USC
1972	48 yards	Calvin Jones vs. Stanford
1971	99 yards (td)	Jim Krieg vs. Texas Christian
1970	97 yards (td)	Jim Krieg vs. California
1969	35 yards	Buddy Kennamer vs. Michigan
1968	83 yards	Harvey Blanks vs. Wisconsin
1967	34 yards	Gerald Wea vs. Stanford; Al Maurer vs. California
1966	80 yards	Jim Sartoris vs. UCLA
1965	52 yards	Steve Bramwell at California
1964	30 yards	Steve Bramwell vs. California
1963	90 yards (td)	Steve Bramwell at Air Force
1962	40 yards	Charlie Mitchell vs. UCLA
1961	90 yards (td)	Charlie Mitchell vs. UCLA
1960	85 yards (td)	Charlie Mitchell vs. Idaho
1959	62 yards	George Fleming vs. Idaho
1958	44 yards	Luther Carr vs. Minnesota
1957	91 yards (td)	Jim Jones vs. Minnesota
1956	42 yards	Mike McCluskey vs. Washington State
1955	26 yards	Steve Roake vs. Baylor
1954	30 yards	Stewart Crook vs. Michigan
1953	67 yards	Bob Dunn at Michigan
1952	87 yards (td)	Sam Mitchell vs. Idaho
1951	56 yards	Dick Sprague vs. California

Washington Record Book — Individual Punt Returns

Punt Returns

Career	112, Beno Bryant, 1989-93
Season	47, Joe Jarzynka, 1998
Game	8, Joe Jarzynka vs. BYU, 1998

Punt Return Yards

Career	1,274, Dante Pettis (2014-17)
Season	593, Beno Bryant, 1990
Game	166, Joe Jarzynka vs. California, 1998

Punt Return Yards Per Attempt

Career (Min. 1.5 attempts/game)	14.2, Dante Pettis, 2014-17 (1,274 yds., 90 att.)
Season (Min. 1.5 attempts/game)	16.2, Bill Cahill, 1971 (421 yds., 26 att.)
Game (Min. 3 attempts)	40.7, George Fleming vs. Wisconsin (Rose Bowl), 1960

Punt Returns for TDs

Career	9, Dante Pettis, 2014-17
Season	4, Dante Pettis, 2017
	3, Beno Bryant, 1990
	3, Mark Lee, 1979
Game	1 on many occasions
Consecutive Games	3, Dante Pettis, 2017

Punt Returns

Game

Name	No.	Opponent
1. Joe Jarzynka	8 (38)	BYU, 1998
2. William Doctor	7 (54)	Arizona St., 1988
Andre Riley	7 (89)	Oregon, 1986
Ron Milus	7 (74)	California, 1984
Michael Collins	7 (29)	Oregon, 1983
Nesby Glasgow	7 (35)	UCLA, 1978
7. S. Shackelford	6 (45)	Wash. State, 2004
C. Frederick	6 (35)	Idaho, 2003
Joe Jarzynka	6 (103)	Utah State, 1998
Leon Neal	6 (63)	Oregon, 1994
Beno Bryant	6 (79)	E. Carolina, 1993
Beno Bryant	6 (18)	USC, 1991
William Doctor	6 (54)	California, 1988
Andre Riley	6 (33)	Purdue, 1987
Andre Riley	6 (36)	UCLA, 1986
Andre Riley	6 (37)	Arizona St., 1987
Ron Milus	6 (12)	UCLA, 1985
Michael Collins	6 (31)	Stanford, 1983
Ray Horton	6 (58)	Pacific, 1981
Ray Horton	6 (67)	Arizona St., 1980
Nesby Glasgow	6 (109)	Stanford, 1977
Nesby Glasgow	6 (30)	Oregon, 1976
Roberto Jourdan	6 (28)	Oregon, 1974
Jim Cope	6 (48)	Air Force, 1967
Steve Bramwell	6 (134)	Baylor, 1964
Steve Bramwell	6 (113)	Oregon St., 1963

Season

Name	Year	No.	Avg.
1. Joe Jarzynka	1998	47	9.0
2. Andre Riley	1986	41	11.2
3. Beno Bryant	1990	38	15.6
Nesby Glasgow	1978	38	5.4
5. Beno Bryant	1991	37	8.1
6. Marlon Wood	2006	36	6.1
6. William Doctor	1988	35	6.7
7. Ron Milus	1985	33	5.9
8. Joe Jarzynka	1999	32	6.8
9. Ernie Steel	1940	30	14.2
Beno Bryant	1993	30	4.8

Career

Name	No.	Avg.
1. Beno Bryant (1989-93)	112	9.7
2. Joe Jarzynka (1996-99)	101	8.5
3. Nesby Glasgow (1975-78)	98	6.0
4. Dante Pettis (2014-17)	90	14.2
4. Ernie Steele (1939-1941)	78	13.6
6. Andre Riley (1986-89)	69	9.1
7. Ray Horton (1979-82)	68	9.4
8. Charles Frederick (2001-04)	63	11.1
9. Steve Bramwell (1963-65)	61	11.9
10. Ron Milus (1982-85)	54	8.0

Punt Return Yards

Game

Name	Yards	Opponent
1. Joe Jarzynka	166	California, 1998
2. Steve Bramwell	134	Baylor, 1964
3. Beno Bryant	131	Arizona State, 1990
4. Bill Cahill	130	TCU, 1971
5. George Fleming	122	Wisconsin, 1960
		Rose Bowl
6. Steve Bramwell	113	Oregon State, 1963
7. Beno Bryant	109	Kansas St, 1991
Nesby Glasgow	109	Stanford, 1977
9. Anthony Allen	108	Stanford, 1981
10. Bill Cahill	106	Illinois, 1971

Season

Name (Year)	No.	Yds.	Avg.
1. Beno Bryant (1990)	38	593	15.6
2. Andre Riley (1986)	41	460	11.2
3. Dante Pettis (2017)	21	428	20.4
4. Joe Jarzynka (1998)	47	425	9.0
Ernie Steele (1940)	30	425	14.2
6. Bill Cahill (1971)	26	421	16.2
7. George Fleming (1959)	26	353	13.6
8. Charles Frederick (2003)	29	340	11.7
9. Ernie Steele (1941)	22	318	14.5
Ernie Steele (1939)	26	318	12.2

Career

Name (Years)	No.	Yds.	Avg.
1. Dante Pettis (2014-17)	90	1,274	14.2
2. Beno Bryant (1989-93)	112	1,086	9.7
3. Ernie Steele (1939-41)	78	1,061	13.6
4. Joe Jarzynka (1996-99)	101	860	8.5
5. Steve Bramwell (1963-65)	61	723	11.9
6. Charles Frederick (2001-04)	63	699	11.1
7. Bill Cahill (1970-72)	49	668	13.6
8. Ray Horton (1979-82)	68	642	9.4
9. Andre Riley (1986-89)	69	627	9.1
10. George Fleming (1958-60)	49	619	12.6

Punt Return Yards per Attempt

Game (Min. 3 returns)

Name	Avg. (Nos.)	Opponent
1. George Fleming	40.7 (3-122)	Wisconsin, 1960
2. Beno Bryant	36.3 (3-109)	Kansas St., 1991
3. Anthony Allen	36.0 (3-108)	Stanford, 1981
4. Bill Cahill	35.3 (3-106)	Illinois, 1971
5. Charles Frederick	34.0 (3-102)	Idaho, 2001
6. Dante Pettis	32.0 (3-96)	Georgia St., 2014
7. Dante Pettis	28.7 (3-86)	Fresno St., 2017
8. Beno Bryant	26.2 (5-131)	Arizona St., 1990
9. Bill Cahill	26.0 (5-130)	TCU, 1971
10. Ray Horton	25.8 (4-103)	USC, 1980

Season (Min. 1.5 ret./game)

Name	Year	No.	Yds.	Avg.
1. Bill Cahill	1971	26	421	16.2
2. Beno Bryant	1990	38	593	15.6
3. Ray Horton	1980	21	304	14.5
4. Ernie Steele	1941	22	318	14.5
5. Ernie Steele	1940	30	425	14.2
6. Napoleon Kaufman	1992	19	269	14.2
7. George Fleming	1959	26	353	13.6
8. Nat Whitmyer	1962	16	212	13.3
9. Mark Lee	1979	21	271	12.9
10. Ernie Steele	1939	26	318	12.4

Season (Min. 1.2 ret./game)

Name	Year	No.	Yds.	Avg.
1. Dante Pettis	2017	21	428	20.4
2. Dante Pettis	2015	16	271	16.9
3. Bill Cahill	1971	26	421	16.2
4. Beno Bryant	1990	38	593	15.6
5. Steve Bramwell	1965	13	195	15.0
6. Luther Carr	1956	12	179	14.9
7. Ray Horton	1980	21	304	14.5
8. Ernie Steele	1941	22	318	14.5
9. Charles Frederick	2001	14	202	14.4
10. Ernie Steele	1940	30	425	14.2

Career (Min. 25 returns)

Name	No.	Yds.	Avg.
1. Dante Pettis (2014-17)	90	1,274	14.2
2. Bill Cahill (1970-72)	49	668	13.6
3. Ernie Steele (1939-1941)	78	1,061	13.6
4. Calvin Jones (1970-72)	47	596	12.7
5. George Fleming (1958-1961)	49	619	12.6
6. Steve Bramwell (1963-65)	61	723	11.9
7. Charlie Mitchell (1960-62)	32	364	11.4
8. Charles Frederick (2001-04)	63	699	11.1
9. Jerome Pathon (1995-97)	40	435	10.9
10. Napoleon Kaufman (1991-94)	34	368	10.8

Long Punt Return (50+ yards)

Name	Yards	Opponent
1. Hugh McElhenny	100 (TD) vs. USC, 1951	
2. Steve Bramwell	92 (TD) vs. Oregon St, 1963	
3. Joe Jarzynka	91 (TD) vs. California, 1998	
4. Dante Pettis	89 (TD) at Oregon St., 2015	
5. Aaron Fuller	88 (TD) at BYU, 2019	
John Cherberg	88 (TD) vs. Stanford, 1932	
6. Dante Pettis	87 (TD) at Colorado, 2014	
Charles Frederick	87 (TD) vs. Idaho, 2001	
8. Charles Frederick	86 (TD) vs. Oregon St, 2003	
9. Rome Odunze	83 (TD) vs. California, 2023	
Ernie Steele	83 (TD) vs. Wash. St., 1940	
11. Beno Bryant	82 (TD) vs. Arizona St, 1990	
12. Henry Tiedemann	80 (TD) vs. Utah, 1949	
13. Calvin Jones	78 (TD) vs. California, 1971	
14. Dante Pettis	77 (TD) vs. Fresno St., 2017	
15. Dante Pettis	76 (TD) at Boise State, 2015	
16. Ray Horton	73 (TD) vs. USC, 1980	
Nesby Glasgow	73 (TD) vs. Stanford, 1977	
18. Martin Wyatt	72 (TD) vs. California, 1961	
19. Danny Greene	71 (TD) vs. USC, 1983	
Anthony Allen	71 (TD) vs. Stanford, 1981	
21. Beno Bryant	70 (TD) vs. Arizona, 1990	
Bill Cahill	70 (TD) vs. Illinois, 1971	
Jack Nugent	70 (TD) vs. Oregon, 1951	
24. Jimmy Johnson	69 vs. Hawai'i, 1938	
25. Dante Pettis	68 (TD) vs. Rutgers, 2016	
Dante Pettis	67 (TD) vs. Montana, 2017	
Dave Janoski	67 (TD) vs. Arizona St, 1996	
Steve Bramwell	67 (TD) vs. Baylor, 1954	
Andre Riley	66 (TD) vs. Bowling Green, 1986	
Harvey Blanks	66 (TD) vs. Wisconsin, 1968	
Napoleon Kaufman	65 vs. Stanford, 1992	

Ken Gardner	65 (TD) vs. Oregon, 1980
George Fleming	65 (TD) vs. USC, 1960
Dante Pettis	64 (TD) vs. Oregon, 2017
Mark Lee	64 (TD) vs. California, 1979
Demouy Williams	63 (TD) vs. Washington State, 1987
Anthony Russo	62 vs. California, 2007
Mark Lee	62 (TD) vs. UCLA, 1979
Dante Pettis	61 (TD) vs. Rutgers, 2017

Yearly Punt Return Leaders

Year	Name	No.	Yds.	Avg.	TD
2023	Rome Odunze	2	87	43.5	1
2022	Jalen McMillan	4	70	17.5	0
2021	Giles Jackson	12	81	6.8	0
2020	Trent McDuffie	3	56	18.7	0
2019	Aaron Fuller	22	250	11.4	1
2018	Aaron Fuller	22	122	5.5	0
2017	Dante Pettis	21	428	14.2	4
2016	Dante Pettis	25	287	11.5	2
2015	Dante Pettis	16	271	16.9	2
2014	Dante Pettis	28	288	10.3	1
2013	Marvin Hall	5	47	9.4	0
2012	Cody Bruns	12	90	7.5	0
2011	Kasen Williams	13	91	7.0	0
2010	Cody Bruns	16	63	3.9	0
2009	Devin Aguilar	8	64	8.0	0
2008	Devin Aguilar	8	36	4.5	0
2007	Anthony Russo	22	222	10.1	0
2006	Marlon Wood	36	220	6.1	0
2005	Sonny Shackelford	7	56	8.0	0
2004	Anthony Russo	8	27	3.4	0
2003	Charles Frederick	29	340	11.7	1
2002	Charles Frederick	18	146	8.1	0
2001	Charles Frederick	14	202	14.4	1
2000	Toure Butler	15	98	6.5	0
1999	Joe Jarzynka	32	219	6.8	0
1998	Joe Jarzynka	47	425	9.0	1
1997	Jerome Pathon	21	216	10.3	0
1996	Jerome Pathon	18	217	12.1	0
1995	Leon Neal	9	107	11.9	0
1994	Leon Neal	25	139	5.6	0
1993	Beno Bryant	30	145	4.8	0
1992	Napoleon Kaufman	19	269	14.2	0
1991	Beno Bryant	37	301	8.1	1
1990	Beno Bryant	38	593	15.6	3
1989	Charles Mincy	24	91	3.8	0
1988	William Doctor	35	236	6.7	0
1987	Demouy Williams	12	158	13.2	1
1986	Andre Riley	41	460	11.2	1
1985	Ron Milus	33	195	5.9	0
1984	Ron Milus	20	231	11.6	1
1983	Danny Greene	22	234	10.6	1
1982	Ray Horton	20	142	7.1	0
1981	Anthony Allen	15	178	11.9	1
1980	Ray Horton	21	304	14.5	1
1979	Mark Lee	21	271	12.9	3
1978	Nesby Glasgow	38	150	5.4	0
1977	Nesby Glasgow	31	275	8.9	1
1976	Nesby Glasgow	29	163	5.6	0
1975	Pedro Hawkins	18	38	2.1	0
1974	Roberto Jourdan	23	152	6.6	0
1973	Roberto Jourdan	13	68	5.2	0
1972	Bill Cahill	16	166	10.4	0
1971	Bill Cahill	26	421	16.2	1
1970	Calvin Jones	20	186	9.3	0
1969	Bob Berg	15	122	8.1	0
1968	Jim Cope	16	176	11.0	0
1967	Bill Sprinkle	13	128	9.8	0
1966	Vince Lorrain	13	110	8.3	0
1965	Steve Bramwell	13	195	15.0	0
1964	Steve Bramwell	29	314	10.8	1
1963	Steve Bramwell	19	214	11.3	1
1962	Nat Whitmyer	16	212	13.3	0
1961	Martin Wyatt	6	117	17.3	1
1960	George Fleming	15	201	13.4	0
1959	George Fleming	26	353	13.6	0
1958	Luther Carr	17	100	5.9	0
1957	Mike McCluskey	7	53	7.6	0
1956	Luther Carr	12	179	14.9	0
1955	Mike Monroe	11	104	9.5	0
1954	Mickey McKinnon	2	24	12.0	0
1953	Jack Kyllingstad	4	34	8.5	0
1952	Sam Mitchell	6	64	10.7	0
1951	Hugh McElhenny	7	141	20.1	0
1950	Dick Sprague	7	68	9.7	0
1949	Roland Kirkby	7	94	13.4	0
1948	Henry Tiedemann	2	94	47.0	1
1948	Roland Kirkby	11	114	10.4	0
1942-1947	Statistics unavailable				
1941	Ernie Steele	22	318	14.5	0
1940	Ernie Steele	30	425	14.2	0
1939	Ernie Steele	26	318	12.2	0

Punt Returns for Touchdowns (Listed by length of return)

Name	Yards	Opponent
1. Hugh McElhenny	100	USC, 1951
2. Steve Bramwell	92	Oregon State, 1963
3. Joe Jarzynka	91	California, 1998
4. Dante Pettis	89	Oregon State, 2015
5. Aaron Fuller	88	BYU, 2019
6. John Cherberg	88	Stanford, 1932
7. Dante Pettis	87	Colorado, 2014
Charles Frederick	87	Idaho, 2001
9. Charles Frederick	86	Oregon State, 2003
10. Rome Odunze	83	California, 2023
Ernie Steele	83	Washington State, 1940
12. Beno Bryant	82	Arizona State, 1990
13. Henry Tiedemann	80	Utah, 1949
14. Calvin Jones	78	California, 1971
15. Dante Pettis	77	Fresno State, 2017
16. Dante Pettis	76	Boise State, 2015
17. Ray Horton	73	USC, 1980
Nesby Glasgow	73	Stanford, 1977
19. Martin Wyatt	72	California, 1961
20. Danny Greene	71	USC, 1983
Anthony Allen	71	Stanford, 1981
22. Beno Bryant	70	Arizona, 1990
Bill Cahill	70	Illinois, 1971
Jack Nugent	70	Oregon, 1951
25. Dante Pettis	68	Rutgers, 2016
Dante Pettis	67	Montana, 2017
Dave Janoski	67	Arizona State, 1996
Steve Bramwell	67	Baylor, 1964
Andre Riley	66	Bowling Green, 1986
Harvey Blanks	66	Wisconsin, 1968
Ken Gardner	65	Oregon, 1980
George Fleming	65	USC, 1960
Dante Pettis	64	Oregon, 2017
Mark Lee	64	California, 1979
Demouy Williams	63	Washington State, 1987
Mark Lee	62	UCLA, 1979
Dante Pettis	61	Rutgers, 2017
George Fleming	59	Stanford, 1960
Dante Pettis	58	Utah, 2016
Danny Greene	57	Penn State, 1983 Aloha Bowl
Calvin Jones	57	Illinois, 1972
Stew Crook	57	USC, 1953
Beno Bryant	53	Kansas State, 1991
Mark Lee	53	Oregon, 1979
George Fleming	53	Wisconsin, 1960 Rose Bowl
Beno Bryant	52	San Jose State, 1990
Don Heinrich	51	Oregon State, 1952
Ron Milus	42	Oregon, 1984
Tommie Smith	32	California, 1989
Chris Stevens	22	Washington State, 2006
Jeff Leeland	22	Stanford, 1978
Greg Brooks	20	Oregon State, 1976
Chris O'Connor	21	Arizona, 1980
Marshall Dallas	21	Stanford, 1947
Vince Newsome	15	Oregon, 1981
Steve Lipe	15	Stanford, 1975
Willy Galoia	10	Washington State, 1976
Bill Albrecht	7	UC Santa Barbara, 1971
Mark Jones	4	Oregon State, 1989
Mike Rohrbach	4	Stanford, 1975
Steve Lipe	3	Syracuse, 1973
Jesse Callier	2	Washington State, 2011
Tony Zackery	0	Ohio State, 1986
Mike Gaffney	0	Oregon, 1984

Yearly Longest Punt Return

Year	Yards	Player vs. Opponent
2023	83 yards (td)	Rome Odunze vs. California
2022	31 yards	Jalen McMillan vs. Colorado
2021	21 yards	Giles Jackson vs. Oregon
2020	45 yards	Trent McDuffie vs. Oregon State
2019	88 yards (td)	Aaron Fuller at BYU
2018	28 yards	Aaron Fuller at California
2017	77 yards (td)	Dante Pettis vs. Fresno State
2016	68 yards (td)	Dante Pettis vs. Rutgers
2015	89 yards (td)	Dante Pettis at Oregon State
2014	87 yards (td)	Dante Pettis at Colorado
2013	18 yards	Marvin Hall vs. California
2012	31 yards	Cody Bruns vs. California
2011	46 yards	Kasen Williams vs. Baylor
2010	21 yards	Jesse Callier at Washington State
2009	26 yards	Devin Aguilar vs. California
2008	14 yards	Devin Aguilar vs. Oregon State
2007	62 yards	Anthony Russo vs. California
2006	22 yards	Chris Stevens vs. Washington State
2005	24 yards	Sonny Shackelford vs. Arizona
2004	11 yards	Anthony Russo vs. Oregon; Sonny Shackelford vs. Washington State
2003	86 yards (td)	Charles Frederick vs. Oregon State
2002	21 yards	Charles Frederick vs. Purdue, Sun Bowl
2001	87 yards (td)	Charles Frederick vs. Idaho
2000	35 yards	Toure Butler at Washington State
1999	47 yards	Joe Jarzynka at Oregon State
1998	91 yards (td)	Joe Jarzynka vs. California
1997	50 yards	Joe Jarzynka vs. San Diego State
1996	67 yards (td)	Dave Janoski at Arizona State
1995	28 yards	Leon Neal at Oregon State
1994	26 yards	Leon Neal at Oregon
1993	24 yards	Beno Bryant vs. East Carolina
1992	65 yards	Napoleon Kaufman vs. California
1991	53 yards (td)	Beno Bryant vs. Kansas State
1990	82 yards (td)	Beno Bryant vs. Arizona State
1989	32 yards (td)	Tommie Smith vs. USC
1988	21 yards	William Doctor vs. Arizona State
1987	63 yards (td)	Demouy Williams vs. Washington State
1986	66 yards (td)	Andre Riley vs. Bowling Green
1985	42 yards	Ron Milus vs. Oregon
1984	50 yards	Danny Greene vs. Houston
1983	71 yards (td)	Danny Greene vs. USC
1982	37 yards	Ray Horton vs. Stanford
1981	71 yards (td)	Anthony Allen vs. Stanford
1980	73 yards (td)	Ray Horton vs. USC
1979	64 yards (td)	Mark Lee vs. California
1978	22 yards (td)	Jeff Leeland vs. Stanford
1977	73 yards (td)	Nesby Glasgow vs. Stanford
1976	33 yards	Kyle Heinrich vs. Indiana
1975	30 yards	Frank Reed vs. Oregon State
1974	57 yards	Pedro Hawkins vs. Cincinnati
1973	25 yards	Pedro Hawkins vs. Stanford
1972	57 yards (td)	Calvin Jones vs. Illinois
1971	78 yards (td)	Calvin Jones vs. California
1970	38 yards	Calvin Jones vs. California
1969	18 yards	Bob Berg vs. California
1968	66 yards (td)	Harvey Blanks vs. Wisconsin
1967	30 yards	Bill Sprinkle vs. Stanford
1966	25 yards	Dave Dillon vs. Ohio State
1965	35 yards	Steve Bramwell vs. Washington State
1964	67 yards (td)	Steve Bramwell vs. Baylor
1963	92 yards (td)	Steve Bramwell vs. Oregon State
1962	44 yards	Gary Price vs. Kansas State
1961	72 yards (td)	Martin Wyatt vs. California
1960	65 yards (td)	George Fleming vs. USC
1959	53 yards (td)	George Fleming vs. Wisconsin
1958	29 yards	George Fleming vs. Oregon
1957	41 yards	Don Millich vs. Oregon
1956	43 yards	Bob Herring vs. Illinois
1955	27 yards	Steve Roake vs. Oregon State
1954	19 yards	Stewart Crook vs. Oregon
1953	26 yards	Mike Monroe vs. Colorado
1952	26 yards	Sam Mitchell vs. Oregon
1951	100 yards (td)	Hugh McElhenny vs. USC

Washington Record Book — Individual Scoring

Most Points Scored

Career	402, Peyton Henry, 2018-22
Season	150, Corey Dillon, 1996
Game (all-time)	42, Ervin Dailey vs. Whitman, 1919
Game (modern)	30, Corey Dillon vs. UCLA, 1996 30, Hugh McElhenny vs. Washington State, 1950

Most Touchdowns

Career	62, Myles Gaskin, 2015-18
Season	25, Corey Dillon, 1996
Game (all-time)	7, Ervin Dailey vs. Whitman, 1919 6, Chuck Carroll vs. UPS, 1928
Game (modern)	5, Corey Dillon vs. UCLA, 1996 5, Hugh McElhenny vs. Washington State, 1950

Points Per Game (non-kicker)

Career (Min. 18 gms)	– 8.32, Hugh McElhenny, 1949-51 (233 pts., 28 games)
Season (Min. 9 gms)	– 12.50, Corey Dillon, 1996 (150 pts., 12 games) 12.50, Hugh McElhenny, 1951 (125 pts., 10 games)

Two-Point Conversions

Season	3, Ace Bulger in 1970
--------	-----------------------

2-Point Conversion Attempts

Season	6, Damon Huard in 1995
--------	------------------------

Scoring

Season

Name	TD	PAT	FG	TP
1. Corey Dillon (1996)	25	0	0	150
2. Myles Gaskin (2017)	24	0	0	144
3. Bishop Sankey (2013)	21	0	0	126
4. Hugh McElhenny (1951)	17	23	0	125
5. Cameron Van Winkle (2016)	0	75	16	123
6. Peyton Henry (2022)	0	58	19	115
7. John Ross (2016)	19	0	0	114
8. Chuck Nelson (1982)	0	37	25	112
9. John Anderson (2002)	0	42	22	108
Mario Bailey (1991)	18	0	0	108

Career

Name (Years)	TD	PAT	FG	TP
1. Peyton Henry (2018-22)	0	189	71	402
2. Jeff Jaeger (1983-86)	0	125	85	380 ^o
3. Myles Gaskin (2015-18)	62	0	0	372
4. John Anderson (1999-02)	0	159	68	363
5. Cameron Van Winkle (2013-16)	0	171	52	327
6. Chuck Nelson (1980-82)	0	99	61	282
7. Travis Hanson (1990-93)	0	134	40	254
8. Erik Folk (2009-11)	0	124	42	250
9. Hugh McElhenny (1949-51)	35	23	0	233
10. George Wilson (1923-25)	38	2	0	230

Touchdowns

Season

Name (Year)	No.
1. Corey Dillon (1996)	25
2. Myles Gaskin (2017)	24
3. Bishop Sankey (2013)	21
4. John Ross (2016)	19
5. Mario Bailey (1991)	18
6. Dante Pettis (2016)	17
Hugh McElhenny (1951)	17
Chuck Carroll (1928)	17
9. Bishop Sankey (2012)	16
Chris Polk (2011)	16

Career

Name (Years)	No.
1. Myles Gaskin (2015-18)	62
2. Bishop Sankey (2011-13)	38
George Wilson (1923-25)	38
4. Joe Steele (1976-79)	37
5. Hugh McElhenny (1949-51)	35
6. Napoleon Kaufman (1991-94)	34
7. Chuck Carroll (1926-28)	32
8. Chris Polk (2008-11)	30
Rashaan Shehee (1994-97)	30
Mario Bailey (1988-91)	30

TDs by Running Backs

Season (since 1937)

Name	Year	TDs
1. Corey Dillon	1996	25
2. Myles Gaskin	2017	24
3. Bishop Sankey	2013	21
4. Hugh McElhenny	1951	17
5. Dillon Johnson	2023	16
Bishop Sankey	2012	16
Chris Polk	2011	16
8. Rashaan Shehee	1995	15
Jacque Robinson	1984	15
10. Hugh McElhenny	1950	14
Napoleon Kaufman	1993	14

Career

Name	Years	TDs
1. Myles Gaskin	2015-18	62
2. Bishop Sankey	2011-13	38
George Wilson	1923-25	38
4. Joe Steele	1976-79	37
5. Hugh McElhenny	1949-51	35
6. Napoleon Kaufman	1991-94	34
7. Chuck Carroll	1926-28	32
8. Chris Polk	2008-11	30
Rashaan Shehee	1994-97	30
10. Rich Alexis	2000-03	28
Jacque Robinson	1981-84	28

Points by Kicking

Season

Name	Year	Pts.
1. Cameron Van Winkle	2016	123
2. Grady Gross	2023	117
3. Peyton Henry	2022	115
4. Chuck Nelson	1982	112
5. John Anderson	2002	108
6. Cameron Van Winkle	2014	107
Travis Coons	2013	107
8. Peyton Henry	2019	106
9. Jeff Jaeger	1984	100
10. Jeff Jaeger	1986	99

Career

Name	Pts.
1. Peyton Henry (2018-22)	402
2. Jeff Jaeger (1983-86)	380
3. John Anderson (1999-02)	363
4. Cameron Van Winkle (2013-16)	327
5. Chuck Nelson (1980-82)	282
6. Travis Hanson (1990-93)	254
7. Erik Folk (2009-10)	250
8. Steve Robbins (1974-77)	222
9. Cameron Van Winkle (2013-17)	204
10. John Wales (1994-96)	193

Points Per Game (non-kicker)

Season (Min. 9 games)

Name	Year	Pts.	Gm.	Avg.
1. Corey Dillon	1996	150	12	12.50
Hugh McElhenny	1951	125	10	12.50
3. Myles Gaskin	2017	144	13	11.08
4. Bishop Sankey	2013	126	13	9.70
5. Mario Bailey	1991	108	12	9.00
6. Hugh McElhenny	1950	84	10	8.40
7. John Ross	2016	114	14	8.12
8. Grady Gross	2023	117	15	7.80
9. Napoleon Kaufman	1993	84	11	7.64
10. Rashaan Shehee	1995	90	12	7.50
Jacque Robinson	1984	90	12	7.50

Washington Record Book — Individual Defense

Tackles by a Linebacker (since 1966)

Career	578, Michael Jackson, 1975-78
Season	219, Michael Jackson, 1977
Game	29, Michael Jackson vs. WSU, 1977 29, Michael Jackson vs. OSU, 1977

Tackles by a Lineman (since 1966)

Career	350, David Pear, 1972-74
Season	190, David Pear, 1973

Tackles for Loss (since 1977)

Career	61.5, Jason Chorak, 1994-97
Season	25.0 Hau'oli Kikaha, 2014
Game	6.0, Manase Hopoi at USC, 2004; Jerry Jensen vs. ASU, 1997

Tackles for Lost Yardage (since 1967)

Career	268.5, Travis Richardson, 1987-90
Season	139.0, Hau'oli Kikaha, 2014

Quarterback Sacks (since 1982)

Career	35, Hau'oli Kikaha, 2010-14
Season	19.0, Hau'oli Kikaha, 2014
Game	5, Mark Stewart vs. UCLA, 1982 5, Ron Holmes vs. Navy, 1983

Passes Broken Up (since 1977)

Career	35, Marcus Peters, 2012-14
Season	15, Ray Horton, 1981

Fumbles Caused

Career	10, Reggie Rogers, 1978-82
Season	6, Mason Foster, 2009

Fumbles Recovered

Career	8, Keishawn Bierria, 2014-17 8, Chico Fraley, 1988-91 8, Ricky Andrews, 1985-88 8, Travis Richardson, 1987-90
Season	5, Keishawn Bierria, 2016 5, Danny Shelton, 2014 4, Shaq Thompson, 2014 4, Ben Mahdavi, 2001 4, Nigel Burton, 1998 4, Tony Parrish, 1996 4, Ron Hadley, 1985 4, Jim Rodgers, 1984 4, Vestee Jackson, 1984 4, J.C. Pearson, 1983 4, Fletcher Jenkins, 1981 4, Antowaine Richardson, 1978

Tackles

Game (Since 1959)

Name	No.	Opponent
1. Michael Jackson	29	Washington State, 1977
Michael Jackson	29	Oregon State, 1977
3. Michael Jackson	28	Mississippi State, 1977
George Jugum	28	Oregon, 1968
5. Joe Krakoski	27	Washington State, 1983
6. Ken Driscoll	26	Oregon, 1980
7. Stan Walderhaug	25	Syracuse, 1977
George Jugum	25	California, 1968
9. Mark Jerue	24	Arizona State, 1981
Michael Jackson	24	Alabama, 1978

Season (Since 1967)

Name (Year)	UT	AT	TOT
1. Michael Jackson (1977)	119	100	219
2. David Rill (1985)	94	110	204
3. Dan Lloyd (1973)	111	90	201
4. Mike Baldassin (1976)	88	112	200
5. David Rill (1987)	85	103	188
6. Dave Pear (1973)	86	99	185
7. Ben Burr-Kirven (2018)	94	82	176
8. Ricky Andrews (1988)	93	77	170
9. Michael Jackson (1978)	85	83	168
James Clifford (1989)	92	76	168

Career (Since 1967)

Name (Years)	UT	AT	TOT
1. Michael Jackson (1975-78)	304	274	578
2. David Rill (1984-87)	266	309	575
3. Dan Lloyd (1972-75)	230	272	502
4. Ken Driscoll (1979-82)	239	247	486
5. Al Burleson (1973-75)	222	167	389
6. Mike Baldassin (1974-76)	171	215	386
7. Joe Kelly (1982-85)	210	191	401
8. Mason Foster (2007-10)	241	137	378
9. Tim Meamber (1981-84)	185	191	376
10. Bruce Harrell (1976-79)	173	202	375

Solo Tackles

Game

Name	No.	Opponent
1. Michael Jackson	20	Washington State, 1977
2. Clyde Werner	17	Washington State, 1969
3. Mark Stewart	15	UCLA, 1982
Dean Browning	15	Washington State, 1983
Stafford Mays	15	Arizona State, 1979
Cliff Bethea	15	Oregon State, 1977
Michael Jackson	15	Mississippi State, 1977
Dave Pear	15	Syracuse, 1973
9. Ben Burr-Kirven	14	Arizona State, 2018
Joe Krakoski	14	Washington State, 1983
Mark Jerue	14	Arizona State, 1981
Michael Jackson	14	Alabama, 1978
Stan Walderhaug	14	Syracuse, 1977
Charles Jackson	14	Colorado, 1976
Dan Lloyd	14	Hawai'i, 1973
George Jugum	14	Oregon, 1968

Tackles For Loss

Game (Since 1967)

Name	No.	Opponent
1. Manase Hopoi	6	USC, 2004
Jerry Jensen	6	Arizona State, 1997
3. Larry Tripplett	5	Idaho, 2001
Dave Hoffmann	5	USC, 1991
Ron Holmes	5	Navy, 1983
Lynn Madsen	5	LSU, 1983
Michael Jackson	5	Oregon State, 1977
8. Joe Tryon	4.5	Oregon State, 2019
Travis Feeny	4.5	USC, 2015
Hau'oli Kikaha	4.5	California, 2014
Danny Shelton	4.5	Eastern Wash., 2014
Daniel Te'o-Nesheim	4.5	California, 2009
Manase Hopoi	4.5	San Jose State, 2004
Jaime Fields	4.5	San Jose State, 1990
14. Hau'oli Kikaha	4	Arizona State, 2014
Princeton Fuimaono	4	Washington State, 2011
Joe Lobendahn	4	Fresno State, 2004
Manase Hopoi	4	Arizona, 2002
Manase Hopoi	4	Purdue, 2002 Sun Bowl
Marquis Cooper	4	Wyoming, 2002
Kai Ellis	4	Washington State, 2002
Hakim Akbar	4	Oregon, 2000
Todd Johnson	4	Utah State, 1998
Lester Towns	4	Washington State, 1997
Lester Towns	4	Oregon, 1997
Jerry Jensen	4	USC, 1996
Jason Chorak	4	UCLA, 1996
D'Marco Farr	4	Ohio State, 1993
Jamal Fountaine	4	Stanford, 1993
Steve Emtman	4	Arizona, 1991
Donald Jones	4	Kansas State, 1991
Steve Roberts	4	BYU, 1986
Fred Small	4	Oregon, 1984
Tony Caldwell	4	USC, 1981
Fletcher Jenkins	4	Stanford, 1981
Tony Caldwell	4	Pacific, 1981
Scott Garnett	4	Pacific, 1981
Doug Martin	4	Washington State, 1978
Doug Martin	4	Minnesota, 1977

Season (Since 1967)

Name (Year)	No.
1. Hau'oli Kikaha (2014)	25.0
2. Ron Holmes (1983)	23.0
3. Victor Aiyewa (2010)	22.5
4. Manase Hopoi (2004)	22.0
Jason Chorak (1996)	22.0
6. Martin Harrison (1989)	21.0
Dennis Brown (1987)	21.0
8. Steve Emtman (1991)	20.5
9. Jason Chorak (1997)	20.0
10. D'Marco Farr (1993)	19.0

Career (Since 1967)

Name (Years)	No.
1. Jason Chorak (1994-97)	61.5
2. Hau'oli Kikaha (2010-14)	51.5
3. Ron Holmes (1981-84)	51.0
4. Mark Stewart (1979-82)	49.0
5. Daniel Te'o-Nesheim (2006-09)	47.0
6. Dave Hoffmann (1988-92)	46.0
7. Dennis Brown (1986-89)	45.0
8. Andy Mason (1989-93)	43.5
9. Jerry Jensen (1994-97)	42.5
10. Jeremiah Pharms (1997-2000)	42.0

Tackles For Loss Yards

Season (Since 1967)

Name (Year)	Yds.
1. Hau'oli Kikaha (2014)	139.0
2. Dennis Brown (1987)	115.0
3. Ron Holmes (1983)	106.0
4. Jason Chorak (1996)	105.0
5. Steve Emtman (1990)	100.0
6. Terry Johnson (2003)	98.0
7. Manase Hopoi (2004)	97.0
8. D'Marco Farr (1993)	90.5
9. Andy Mason (1992)	90.0
10. Hau'oli Kikaha (2013)	87.0

Career (Since 1967)

Name (Years)	Yds.
1. Hau'oli Kikaha (2010-14)	275.0
2. Travis Richardson (1987-90)	268.5
3. Jason Chorak (1994-97)	251.0
4. Mark Stewart (1979-82)	231.0
5. Donald Jones (1988-91)	228.5
6. Andy Mason (1990-93)	225.5
7. Reggie Rogers (1984-86)	223.0
8. Dennis Brown (1986-89)	216.0
9. Ron Holmes (1982-84)	214.0
10. Daniel Te'o-Nesheim (2006-09)	209.0

Tackles By a Linebacker

Season (Since 1967)

Name	Year	No.
1. Michael Jackson	1977	219
2. David Rill	1985	204
3. Dan Lloyd	1973	201
4. Mike Baldassin	1976	200
5. David Rill	1987	188

Career (Since 1967)

Name (Years)	Tackles
1. Michael Jackson (1975-78)	578
2. David Rill (1984-87)	575
3. Dan Lloyd (1972-75)	502
4. Ken Driscoll (1979-82)	486
5. Joe Kelly (1982-85)	401
6. Mike Baldassin (1974-76)	386
7. Mason Foster (2007-10)	378
8. Tim Meamber (1981-84)	376
9. Bruce Harrell (1976-79)	375
10. Mark Stewart (1979-82)	339

Tackles By a Lineman**Season** (Since 1967)

	Name	Year	No.
1.	Dave Pear	1973	190
2.	Charles Jackson	1975	137
3.	Charles Jackson	1976	129
4.	Mark Jerue	1980	134
5.	Stafford Mays	1979	131

Career (Since 1967)

	Name	Tackles
1.	Mark Jerue (1978-81)	*354
2.	David Pear (1972-74)	347
3.	Doug Martin (1976-79)	323
4.	Reggie Rogers (1984-86)	^294
5.	Ron Holmes (1981-84)	289
6.	Charles Jackson (1975-76)	266
7.	Kurt Matter (1970-72)	250
8.	Fletcher Jenkins (1979-81)	235
9.	Stafford Mays (1978-79)	227
10.	Ray Cattage (1980-82)	226

*144 tackles were as a LB in 1981

^74 tackles were as a LB in 1984

Quarterback Sacks**Game** (Since 1982)

	Name	No.	Opponent
1.	Mark Stewart	5	UCLA, 1982
	Ron Holmes	5	Navy, 1983
3.	Danny Shelton	4	Eastern Wash., 2014
	Martin Harrison	4	Oregon State, 1989
	Steve Roberts	4	BYU, 1986
6.	Todd Johnson	3.5	Utah State, 1998
	Mac Tuiaaea	3.5	BYU, 1996
	Richie Chambers	3.5	Ohio State, 1994
	Matt Jones	3.5	Stanford, 1990
10.	Zion Tupuola-Fetui	3	Utah, 2020
	Hau'oli Kikaha	3	Illinois, 2014
	Hau'oli Kikaha	3	California, 2014
	Hau'oli Kikaha	3	BYU, 2013 F. H. Bowl
	Josh Shirley	3	Illinois, 2013
	Josh Shirley	3	Baylor, 2011 Alamo Bowl
	D. Te'o-Nesheim	3	California, 2009
	D. Te'o-Nesheim	3	Arizona, 2008
	Manase Hopoi	3	USC, 2004
	Manase Hopoi	3	San Jose State, 2002
	Larry Triplett	3	Colorado, 2000
	Jabarri Issa	3	California, 1998
	Jerry Jensen	3	USC, 1996
	Jason Chorak	3	BYU, 1996
	Jamal Fountaine	3	Stanford, 1993
	Donald Jones	3	Michigan, 1992
	Donald Jones	3	Kansas State, 1991
	Travis Richardson	3	Purdue, 1990
	Dennis Brown	3	Arizona State, 1987
	Ron Holmes	3	UCLA, 1982
	Ron Holmes	3	Oregon State, 1982

Season (Since 1982)

	Name	Year	Sacks
1.	Hau'oli Kikaha	2014	19.0
2.	Jason Chorak	1996	14.5
3.	Hau'oli Kikaha	2013	13.0
	Ron Holmes	1983	13.0
5.	Andrew Hudson	2014	11.5
	Donald Jones	1991	11.5
7.	Daniel Te'o-Nesheim	2009	11.0
	Dennis Brown	1987	11.0
9.	Hau'oli Kikaha	2013	10.0
	Terry Johnson	2003	10.0
	Ray Cattage	1982	10.0
	Mark Stewart	1982	10.0

Career (Since 1982)

	Name (Years)	Sacks
1.	Hau'oli Kikaha (2010-14)	36.0
2.	Daniel Te'o-Nesheim (2006-09)	30.0
3.	Ron Holmes (1981-84)	28.0
4.	Donald Jones (1989-91)	26.0

5.	Jason Chorak (1994-97)	25.5
6.	Andy Mason (1990-93)	24.0
7.	Andrew Hudson (2011-14)	22.5
8.	Manase Hopoi (2002-04)	20.0
	Reggie Rogers (1984-86)	20.0

Passes Broken Up**Season** (Since 1977)

	Name	Year	No.
1.	Jabbar Muhammad	2023	16
2.	Ray Horton	1981	15
3.	Desmond Trufant	2011	14
4.	Elijah Molden	2019	13
	Byron Murphy	2018	13
	Kevin King	2016	13
	Tom Erlandson	1986	13
8.	Roc Alexander	2001	11
	Chico Fraley	1990	11
	J.C. Pearson	1983	11

Career (Since 1977)

	Name (Years)	PD
1.	Marcus Peters (2012-14)	35
2.	Desmond Trufant (2009-12)	33
3.	Sidney Jones (2014-16)	30
4.	Kevin King (2013-16)	28
5.	Omare Lowe (1998-2001)	26
6.	John Timu (2011-14)	25
7.	Dana Hall (1988-91)	24
8.	Jermaine Smith (1996-99)	23
9.	Elijah Molden (2017-19)	22
	Dashon Goldson (2004-06)	22
	Derrick Johnson (2000-04)	22
	Ray Horton (1979-82)	22

Yearly Tackles Leaders

Year	Name	Tackles
2022	Dominque Hampton, s.....	109
	Edefuan Ulofoshio, lb.....	94
2022	Alex Cook, s.....	82
	Alphonzo Tuputala, lb.....	71
2021	Jackson Sirmon, lb.....	92
	Carson Bruener, lb.....	70
2020	Edefuan Ulofoshio, lb.....	47
	Jackson Sirmon, lb.....	27
2019	Elijah Molden, db.....	79
	Myles Bryant, db.....	68
2018	Ben Burr-Kirven, lb.....	176
	Tevis Bartlett, lb.....	73
2017	Ben Burr-Kirven, lb.....	84
	Keishawn Bierrria, lb.....	60
2016	Budda Baker, s.....	71
	Keishawn Bierrria, lb.....	70
2015	Azeem Victor, lb.....	95
	Kieshawn Bierrria, lb.....	77
2014	John Timu, lb.....	108
	Danny Shelton, nt.....	93
2013	Princeton Fuimaono, lb.....	80
	Shaq Thompson, lb.....	78
2012	John Timu, lb.....	91
	Sean Parker, s.....	77
2011	Cort Dennison, lb.....	128
	Sean Parker, s.....	91
2010	Mason Foster, olb.....	163
	Nate Williams, ss.....	105
2009	Donald Butler, lb.....	94
	Mason Foster, olb.....	85
2008	Mason Foster, lb.....	105
	Nate Williams, s.....	76
2007	E.J. Savannah, olb.....	111
	Roy Lewis, cb.....	94
2006	C.J. Wallace, ss.....	105
	Scott White, olb.....	90
2005	Evan Benjamin, olb.....	109
	C.J. Wallace, ss.....	86
2004	Evan Benjamin, olb.....	105
	Joe Lobendahn, lb.....	100
2003	Marquis Cooper, lb.....	89
	Jimmy Newell, fs.....	84
	Tim Galloway, ilb.....	84

2002	Marquis Cooper, ilb.....	100
	Ben Mahdavi, ilb.....	100
2001	Ben Mahdavi, ilb.....	93
	Greg Carothers, ss.....	81
2000	Hakim Akbar, fs.....	106
	Derrell Daniels, ilb.....	102
1999	Derrell Daniels, ilb.....	89
	Hakim Akbar, ss.....	76
1998	Todd Johnson, wlb.....	70
	Lester Towns, ilb.....	63
1997	Lester Towns, ilb.....	91
	Jerry Jensen, wlb.....	91
1996	John Fiala, ilb.....	104
	Ink Aleaga, ilb.....	85
1995	Lawyer Milloy, fs.....	115
	Ink Aleaga, ilb.....	113
1994	Lawyer Milloy, fs.....	106
	Ink Aleaga, ilb.....	96
1993	Steve Springstead, ilb.....	91
	D'Marco Farr, dt.....	66
1992	Dave Hoffmann, wlb.....	99
	James Clifford, ilb.....	88
1991	Dave Hoffmann, wlb.....	78
	Steve Emtman, dt.....	62
1990	Dave Hoffmann, wlb.....	85
	Chico Fraley, ilb.....	68
1989	James Clifford, ilb.....	168
	Martin Harrison, slb.....	103
1988	Rickey Andrews, ilb.....	170
	Chico Fraley, ilb.....	128
1987	David Rill, ilb.....	188
	Martin Harrison, slb.....	95
1986	David Rill, ilb.....	164
	Tom Erlandson, ilb.....	117
1985	David Rill, ilb.....	204
	Joe Kelly, ilb.....	128
1984	Joe Kelly, ilb.....	162
	Tim Meamber, ilb.....	140
1983	Joe Krakoski, ilb.....	161
	Lynn Madsen, mg.....	123
1982	Ken Driscoll, ilb.....	140
	Tim Meamber, ilb.....	117
1981	Ken Driscoll, ilb.....	162
	Mark Jerue, ilb.....	157
1980	Ken Driscoll, ilb.....	151
	Mark Jerue, ng.....	134
1979	Bruce Harrell, ilb.....	133
	Stafford Mays, ng.....	131
1978	Michael Jackson, ilb.....	168
	Bruce Harrell, ilb.....	134
1977	Michael Jackson, ilb.....	219
	Kyle Heinrich, ws.....	107
1976	Mike Baldassin, ilb.....	200
	Michael Jackson, ilb.....	146
1975	Mike Baldassin, ilb.....	139
	Charles Jackson, dt.....	137
1974	Corny Chenevert, lb.....	147
	Al Burleson, db.....	139
1973	Dan Lloyd, lb.....	201
	Dave Pear, dt.....	190
1972	Tony Bonwell, db.....	142
	Ron Shepherd, lb.....	108
1971	Gordy Guinn, lb.....	140
	Al Craig, lb.....	134
1970	Mark McMahon, db.....	124
	Ron Shepherd, lb.....	105
1969	Bob Berg, db.....	90
	Mark McMahon, db.....	87
1968	George Jugum, lb.....	158
	Otis Washington, de.....	109
1967	Steve Thompson, dt.....	103
	George Jugum, lb.....	90
1966	Tom Greenlee, de.....	120
1965	No records	
1964	Rick Redman.....	121
	Steve Hinds.....	113
1963 *	Rick Redman.....	82
	Charlie Browning.....	56

* Statistics for only seven games.

Washington Record Book — Individual Interceptions

Interceptions

Career	18, Al Worley, 1966-68
Season	14, Al Worley, 1968
Game	4, Al Worley vs. Idaho, 1968

Interception Yards

Career	254, Vestee Jackson, 1983-85
Season	149, Alvin Burleson, 1975
Game	124, George Jugum vs. Stanford, 1968

Interception Yards Per Return

Career (Min. 5 returns)	33.7, Tommie Smith, 1989-92 (236 yds., 7 ret.)
Season (Min. 3 returns)	49.6, Al Burleson, 1975
Game (Min. 2 returns)	62.0, George Jugum vs. Stanford, 1968

Returns for TDs

Career	3, Al Burleson, 1973-75
Season	2, Anthony Vontoure, 1999 2, Walter Bailey, 1991 2, Al Burleson, 1975 2, Bob Burmeister, 1970
Game	1, many times

Interceptions Game

Name	No.	Opponent
1. Al Worley	4	Idaho, 1968
2. Russel Harriston	3	Oregon, 1993
Tim Meamber	3	Northwestern, 1984
Steve Lipe	3	Iowa State, 1974
Steve Wiezbowski	3	California, 1972
Al Worley	3	Wisconsin, 1968
Sam Mitchell	3	Oregon, 1952
Larry Hatch	3	California, 1948
William McGovern	3	Oregon State, 1947

Season

Name (Year)	No.	Yds.	Avg.
1. Al Worley (1968)	14	130	9.3
2. Bill Albrecht (1951)	12	140	11.7
3. Larry Hatch (1946)	8	114	14.3
Walter Bailey (1991)	8	114	14.3
5. Tony Bonwell (1972)	7	67	9.6
Dick Sprague (1950)	7	—	—
Jay Stoves (1943)	7	139	19.9
8. Derrick Johnson (2003)	6	62	10.3
Anthony Vontoure (1999)	6	99	16.6
Tony Parrish (1997)	6	138	23.0
Eric Briscoe (1990)	6	5	0.8
Joe Kelly (1984)	6	103	17.2
Roberto Jourdan (1972)	6	106	17.7
Bob Schloredt (1959)	6	53	8.8
George Fleming (1959)	6	27	4.5

Career

Name (Years)	No.	Yds.	Avg.
1. Al Worley (1966-68)	18	130	7.2
2. Larry Hatch (1946-48)	16	—	—
3. Vestee Jackson (1983-85)	13	254	19.4
Roberto Jourdan (1972-75)	13	166	12.8
Bill Albrecht (1951-52, 54)	13	161	12.4
6. Walter Bailey (1990-92)	12	156	13.0
7. Marcus Peters (2012-14)	11	72	6.5
Sean Parker (2010-13)	11	56	5.1
Derrick Johnson (2000-04)	11	118	10.7
Reggie Reser (1992-95)	11	142	12.9
Calvin Jones (1970-72)	11	100	9.1

Interception Yards Game

Name	No.	Opponent
1. George Jugum	124	Stanford, 1968
2. Brandon Beaver	96	Utah State, 2015
3. Vestee Jackson	94	Arizona, 1983
4. Alvin Burleson	93	Wash. State, 1975
5. Bob Pederson	90	Oregon State, 1966
6. Le-Lo Lang	87	California, 1989
7. Tommie Smith	86	Wash. State, 1991
8. Jim Katsenes	86	Stanford, 1970
9. Tre Watson	84	Colorado, 2013
10. Tom Verti	82	Idaho, 1968
11. Shaq Thompson	80	Oregon State, 2013
12. Sidney Jones	69	Washington St., 2015
13. Jomon Dotson	68	Montana, 2017
14. Byron Murphy	66	Utah, 2018
Lester Towns	66	Michigan State, 1997
Calvin Jones	66	USC, 1971
17. Roland Kirkby	65	California, 1948
18. John Timu	63	Arizona State, 2014
19. Arnold Jones	61	UCLA, 1955
20. Travis Feeney	59	Oregon State, 2014

Career

Name (Years)	Int.	Yds.
1. Vestee Jackson (1983-85)	13	254
2. Tommie Smith (1989-92)	9	253
3. Roland Kirkby (1948-50)	9	245
4. George Jugum (1966-68)	5	195
5. Al Burleson (1973-75)	8	187

Consecutive Games with Interception

Name	No.	Opponents
1. Derrick Johnson	4	Stanford, UCLA, Nevada, Ore. St., 2003
2. Kevin King	3	Boise State, Sac. State, Utah State, 2015
Al Worley	3	Rice, Wisconsin, Oregon State, 1968
Al Worley	3	USC, Idaho, California, 1968

Longest Interception Returns (40+ Yards)

Name	Yards	Opponent
1. Brandon Beaver	96	Utah State, 2015
2. Alvin Burleson	93 (TD)	Washington St., 1975
3. Jermaine Smith	91 (TD)	Arizona, 1997
4. Bob Pederson	90 (TD)	Oregon State, 1966
George Wilson	90 (TD)	Washington St., 1925
6. Mishael Powell	83 (TD)	Arizona State, 2023
7. Le-Lo Lang	87 (TD)	California, 1989
8. Tommie Smith	86	Washington St., 1991
Jim Katsenes	86 (TD)	Stanford, 1970
George Jugum	86 (TD)	Stanford, 1968
11. Tre Watson	84 (TD)	Colorado, 2013
12. George Guttormsen	82 (TD)	Stanford, 1925
13. Shaq Thompson	80 (TD)	Oregon State, 2013
14. Reggie Reser	79 (TD)	California, 1994
15. Alphonzo Tuputala	76	Utah, 2023
Dashon Goldson	76 (TD)	USC, 2005
17. Chico Fraley	72 (TD)	Army, 1988
18. Sidney Jones	69 (TD)	Washington St., 2015
Roland Kirkby	69 (TD)	USC, 1950
19. Jomon Dotson	68 (TD)	Montana, 2017
20. Mike Gaffney	67	Washington St., 1986

Byron Murphy	66 (TD)	Utah, 2018
Lester Towns	66 (TD)	Michigan St., 1997
Vestee Jackson	66 (TD)	Arizona, 1983
Calvin Jones	66	USC, 1971
Roland Kirkby	65 (TD)	California, 1948
John Timu	63 (TD)	Arizona State, 2014
Colin Howard	62	Stanford, 1932
Arnold Jones	61 (TD)	UCLA, 1955
Jim Jones	61 (TD)	UCLA, 1955
Travis Feeney	59	Oregon State, 2014
Tom Verti	57	Idaho, 1968
Mason Foster	56	Idaho, 2009
Tony Parrish	56 (TD)	Michigan St., 1997
Steve Lipe	56	Idaho, 1973
Jordan Miller	55	Oregon State, 2015
Kyle Heinrich	55	Washington St., 1977
Al Craig	55	Michigan St., 1969
Lloyd Phelps	55 (TD)	UCLA, 1940
Mesphin Forrester	54 (TD)	USC, 2007
Tommie Smith	51	Stanford, 1990
Roberto Jourdan	50	Illinois, 1972
Jim Houston	54	Minnesota, 1955
Carson Bruener	50	Oregon, 2021
Dick Ottele	49 (TD)	Saint Mary's, 1947
Roberto Jourdan	49	Oregon State, 1972
Travis Feeney	47	Arizona, 2012
Tony Bonwell	47	Illinois, 1971
Connor O'Brien	46 (TD)	Idaho, 2016
Brandon Beaver	46	Rutgers
Edefuan Ulofoshio	45	California, 2023
Chris Linnin	45	Arizona State, 1978
Tony Parrish	45 (TD)	Arizona, 1996
Budda Baker	44	Oklahoma St., 2014
Anthony Vontoure	44 (TD)	Oregon State, 1999
Vince Newsome	43 (TD)	San Diego State, 1982
Jabbar Muhammad	42	California
Derrick Johnson	42 (TD)	Oregon State, 2002
James Clifford	42 (TD)	Stanford, 1992
Ezekiel Turner	41	Washington St., 2017
Darren Gardenhire	41	California, 2015
Alvin Burleson	41 (TD)	Navy, 1975
Steve Lipe	41	Oregon State, 1973
Joe Kelly	40 (TD)	Stanford, 1984
John Meyers	40 (TD)	Utah, 1959
Gordon Berlin	40 (TD)	Stanford, 1947

Longest Fumble Returns for TDs

Name	No.	Opponent
1. Shaq Thompson	100	California, 2014
2. Jim Noe	77	Colorado, 1953
3. Don McCumby	73	Stanford, 1956
4. Brandon Wellington	69	BYU, 2019
5. Greg Carothers	55	Oregon, 2003
6. Marcus Peters	53	Colorado, 2013
7. Shaq Thompson	52	Illinois, 2014
Gordy Guinn	52	Texas Christian, 1971
9. Justin Glenn	51	Stanford, 2009
Fletcher Jenkins	51	Oregon State, 1979

Interception Returns for TDs

Name	No.	Opponent
1. Al Burleson	93	Washington State, 1975
2. Jermaine Smith	91	Arizona, 1997
3. Bob Pederson	90	Oregon State, 1966
George Wilson	90	Washington State, 1925
5. Mishael Powell	89	Arizona State, 2023
6. Le-Lo Lang	87	California, 1989
7. Jim Katsenes	86	UCLA, 1970
George Jugum	86	Stanford, 1968
9. Tre Watson	84	Colorado, 2013
10. George Guttormsen	82	Stanford, 1925
11. Shaq Thompson	80	Oregon State, 2013
12. Reggie Reser	79	California, 1994
13. Dashon Goldson	76	USC, 2005
14. Chico Fraley	72	Army, 1988
15. Sidney Jones	69	Washington State, 2015
Roland Kirkby	69	USC, 1950
17. Jomon Dotson	68	Montana, 2017
18. Byron Murphy	66	Utah, 2018
Lester Towns	66	Michigan State, 1997
Vestee Jackson	66	Arizona, 1983
Roland Kirkby	65	California, 1948
John Timu	63	Arizona State, 2014
Arnold Jones	61	UCLA, 1955
Jim Jones	61	UCLA, 1955
Tony Parrish	56	Michigan State, 1997
Lloyd Phelps	55	UCLA, 1940
Mesphin Forrester	54	USC, 2007
Dick Ottele	49	St. Mary's, 1947
Connor O'Brien	46	Idaho, 2016
Edefuan Ulofoshio	45	California, 2023
Tony Parrish	45	Arizona, 1996
Anthony Vontoure	44	Oregon State, 1999
Vince Newsome	43	San Diego State, 1982
Derrick Johnson	42	Oregon State, 2002
James Clifford	42	Stanford, 1992
Alvin Burleson	41	Navy, 1975
Joe Kelly	40	Stanford, 1984
John Meyers	40	Utah, 1959
Gordon Berlin	40	Stanford, 1947
Marquis Cooper	38	Washington State, 2003
Terry Johnson	38	Texas, 2001
Mason Foster	37	Arizona, 2009
Walter Bailey	37	Washington State, 1991
Charles Mincy	37	Iowa, 1991
Shaq Thompson	36	Illinois, 2014
Derrick Johnson	36	Stanford, 2003
Lance Theoudele	36	Stanford, 1978
Greg Grimes	36	Stanford, 1978
Bill Cahill	36	Washington State, 1970
Taylor Rapp	35	Colorado, 2016
John Timu	35	Georgia State, 2014
Eric Briscoe	35	Washington State, 1989
Russell Hairston	34	Miami, 1994
Tony Parrish	32	Washington State, 1997
Al Worley	32	California, 1968
Jim Noe	32	Idaho, 1952
Eugene Burkhalter	30	Washington State, 1987
Ron Olson	30	Texas, 1974
Travis Feeney	30	Colorado, 2014
Anthony Vontoure	29	Arizona, 1999
Greg Grimes	29	Stanford, 1977
Quinton Richardson	28	UCLA, 2010
Bob Burmeister	28	Navy, 1970
Bob Burmeister	28	Michigan State, 1970
Azeem Victor	27	Washington State, 2015
Bob Schloretd	27	Utah, 1959
Chris Massey	25	Oregon State, 2002
BoYates	25	Arizona State, 1987
Jamaun Willis	24	Oregon State, 1999
Walter Bailey	24	Arizona, 1991
Jim Houston	24	Oregon State, 1955
Ink Aleaga	23	Arizona State, 1994
Alvin Burleson	23	Oregon, 1974
Marcus Peters	21	Portland State, 2012
Omare Lowe	21	Michigan, 2001
Le-Lo Lang	20	Washington State, 1988
Randy Coleman	20	Oregon State, 1970
Gordy Guinn	18	California, 1972
Bruce Harrell	7	Utah, 1979
Terry Johnson	0	San Jose State, 2002

Yearly Interception Leaders

Year	Player	No.	Yds.	Avg.	TD
2023	Jabbar Muhammad/Mishael Powell	3	53/99	17.7/33.3	0/1
2022	Asa Turner/Makell Esteen	2	2/0	1.0/0	0
2021	Kyler Gordon/Asa Turner	2	0/26	0.0/26.0	0
2020	E. Molden, A. Turner, T. McDuffie	1	24/0/0	24.0/0/0	0
2019	Elijah Molden	4	45	15.0	0
2018	Byron Murphy	4	78	19.5	1
2017	Byron Murphy	3	17	5.7	0
2016	Taylor Rapp	4	58	14.5	1
2015	Sidney Jones	4	125	31.2	1
2014	Marcus Peters	3	0	0.0	0
2013	Marcus Peters	5	18	3.6	0
2012	Marcus Peters	3	54	18.0	1
	Shaq Thompson	3	36	12.0	0
2011	Sean Parker	4	25	6.3	0
2010	Nathan Fellner	5	0	0.0	0
2009	Mason Foster	3	109	36.3	1
2008	Mesphin Forrester	2	19	9.5	0
2007	Mesphin Forrester	2	61	30.5	1
2006	Scott White	4	54	13.5	0
2005	Josh Okoebor	3	5	1.7	0
2004	Evan Benjamin	3	34	11.3	0
2003	Derrick Johnson	6	62	10.3	1
2002	Derrick Johnson	5	56	11.2	1
2001	Roc Alexander	4	1	0.25	0
2000	Hakim Akbar	2	31	15.5	0
	Omare Lowe	2	7	3.5	0
1999	Anthony Vontoure	6	99	16.6	2
1998	Nigel Burton	2	1	0.5	0
1997	Tony Parrish	6	138	23.0	2
1996	Mel Miller	3	0	0.0	0
1995	Ikaika Malloe	5	5	1.0	0
1994	Reggie Reser	4	100	25.0	1
1993	David Killpatrick	4	28	7.0	0
	Russell Hairston	4	0	0.0	0
1992	Josh Moore	4	16	4.0	0
1991	Walter Bailey	8	114	14.3	2
1990	Eric Briscoe	6	5	0.8	0
1989	Eugene Burkhalter	5	40	8.0	0
1988	Le-Lo Lang	3	34	11.3	1
1987	Darryl Hall	5	29	5.8	0
1986	Tony Zackery	4	30	7.5	0
1985	Vestee Jackson	4	65	16.3	0
1984	Joe Kelly	6	103	17.2	1
1983	Vestee Jackson	4	116	29.0	1
1982	Vince Newsome	4	58	14.5	1
1981	Bill Stapleton	4	35	8.8	0
1980	Ken Gardner	4	18	4.5	0
1979	Bruce Harrell	3	41	13.7	1
1978	Greg Grimes	3	52	17.3	1
1977	Michael Jackson	5	18	3.6	0
1976	John Edwards	3	4	1.3	0
1975	Alvin Burleson	3	149	49.6	2
1974	Frank Reed	4	51	12.8	0
1973	Roberto Jourdan	5	18	3.6	0
1972	Tony Bonwell	7	67	9.6	0
1971	Calvin Jones	4	66	16.5	0
1970	Bob Burmeister	5	87	17.4	2
1969	Bob Lovlien	4	26	6.5	0
1968	Al Worley	14	130	9.3	1
1967	Otis Washington	2	36	18.0	0
	Bob Pederson	2	27	13.5	0
	Al Worley	2	0	0.0	0
1966	Bob Pederson	5	134	28.8	1
1965	Ralph Winters	3	33	11.0	0
1964	Steve Hinds	3	35	11.7	0
1963	John O'Brien	3	20	6.7	0
1962	Robbie Heinz	4	19	4.8	0
1961	Jim Stiger	5	51	10.2	0
1960	Bob Hivner	4	5	1.3	0
1959	Bob Schloretd	6	53	8.8	1
1958	George Fleming	3	35	11.7	0
1957	Dick Day	2	21	10.5	0
1956	Whitey Core	4	20	5.0	0
1955	Mike Monroe	3	23	7.7	0
1954	Bob Cox	5	30	6.0	0
1953	Jim Noe	3	68	22.7	0
1952	Sam Mitchell	3	98	32.7	0
1951	Bill Albrecht	12	140	11.7	0
1950	Dick Sprague	7	33	4.7	0
1949	Roland Kirby	3	53	17.7	—
1948	Larry Hatch	5	57	11.4	—
1942-1947	Records unavailable				
1941	Pete Susick	4	—	—	—
1940	None with more than three				
1939	Don Means	4	45	11.3	—

Yearly Longest Interception Return

Year	Yards	Player vs. Opponent
2023	89 yards (td)	Mishael Powell vs. Arizona State
2022	2 yards	Asa Turner vs. Kent State
2021	50 yards	Carson Bruener at Oregon
2020	24 yards	Elijah Molden vs. Utah
2019	31 yards	Elijah Molden vs. Boise State (Las Vegas Bowl)
2018	66 yards (td)	Byron Murphy vs. Utah
2017	68 yards (td)	Jomon Dotson vs. Montana
2016	46 yards	Connor O'Brien (td) vs. Idaho; Brandon Beaver vs. Rutgers
2015	96 yards	Brandon Beaver vs. Utah State
2014	63 yards (td)	John Timu vs. Arizona State
2013	84 yards (td)	Tre Watson vs. Colorado
2012	47 yards	Travis Feeney at Arizona
2011	23 yards	Sean Parker vs. Washington State
2010	28 yards (td)	Quinton Richardson vs. UCLA
2009	56 yards	Mason Foster vs. Idaho
2008	33 yards	Trenton Tuiaosopo vs. UCLA
2007	54 yards (td)	Mesphin Forrester vs. USC
2006	36 yards	Mesphin Forrester vs. Fresno State
2005	76 yards (td)	Dashon Goldson vs. USC
2004	37 yards	Sam Cunningham vs. USC
2003	38 yards (td)	Marquis Cooper vs. Washington State
2002	42 yards (td)	Derrick Johnson vs. Oregon State
2001	22 yards	Jamaun Willis vs. Idaho
2000	31 yards	Hakim Akbar at Arizona State
1999	44 yards (td)	Anthony Vontoure at Oregon State
1998	17 yards	Hakim Akbar vs. BYU
1997	91 yards (td)	Jermaine Smith at Arizona
1996	45 yards (td)	Tony Parrish vs. Arizona
1995	26 yards	Reggie Davis at Ohio St.; Reggie Reser at Oregon St.
1994	79 yards (td)	Reggie Reser vs. California
1993	16 yards	David Killpatrick vs. Washington State
1992	42 yards (td)	James Clifford vs. Stanford
1991	86 yards	Tommie Smith vs. Washington State
1990	51 yards	Tommie Smith vs. Stanford
1989	87 yards (td)	Le-Lo Lang vs. California
1988	72 yards (td)	Chico Fraley vs. Army
1987	30 yards (td)	Eugene Burkhalter vs. Washington State
1986	67 yards	Mike Gaffney vs. Washington State
1985	34 yards	Vestee Jackson vs. USC
1984	40 yards (td)	Joe Kelly vs. Stanford
1983	66 yards (td)	Vestee Jackson vs. Arizona
1982	43 yards (td)	Vince Newsome vs. San Diego State
1981	34 yards	Robert Leaphart vs. USC
1980	27 yards	Derek Harvey vs. Stanford
1979	37 yards	Joel Schmit vs. Utah
1978	45 yards	Chris Linnin vs. Arizona State
1977	55 yards	Kyle Heinrich vs. Washington State
1976	34 yards	Lance Theoudele vs. Washington State
1975	93 yards (td)	Alvin Burleson vs. Washington State
1974	30 yards (td)	Ron Olson vs. Texas; Steve Lipe vs. Iowa State (no td)
1973	56 yards	Steve Lipe vs. Idaho
1972	50 yards	Roberto Jourdan vs. Illinois
1971	66 yards	Calvin Jones vs. USC
1970	86 yards (td)	Jim Katsenes vs. UCLA
1969	55 yards	Al Craig vs. Michigan State
1968	86 yards (td)	George Jugum vs. Stanford
1967	27 yards	George Jugum vs. Stanford
1966	90 yards (td)	Bob Pederson vs. Oregon State
1965	33 yards	Ralph Winters vs. Oregon State
1964	22 yards	Mason Mitchell vs. Air Force
1963	37 yards	Robbie Heinz vs. USC
1962	24 yards	Dave Kopay vs. California
1961	30 yards	Nat Whitmyer vs. Washington State
1960	38 yards	Roy McKasson vs. California
1959	40 yards (td)	John Meyers vs. Utah
1958	46 yards	Bob Schloretd vs. San Jose State
1957	16 yards	Dick Day vs. Colorado
1956	33 yards	Bob Herring vs. Stanford
1955	61 yards (td)	Jim Jones vs. UCLA
1954	47 yards	Jim Thomas vs. Michigan
1953	40 yards	Jim Noe vs. Oregon
1952	46 yards	Stewart Crook vs. Oregon
1951	37 yards	Bill Albrecht vs. Illinois

Washington Record Book — Opponent Single-Game Team Records

Miscellaneous

One-Play Scoring Drives

Yards	Team
1. 90 yards	Oregon State, 1998
2. 89 yards	Baylor, 2011 Alamo Bowl
3. 83 yards	Stanford, 2008
83 yards	Oregon, 1987
5. 82 yards	Idaho, 2000
6. 80 yards	Nebraska, 2010
80 yards	Stanford, 2001
80 yards	Arizona State, 1992
9. 79 yards	California, 2003
10. 78 yards	Arizona, 2010
11. 75 yards	Washington St., 2022
75 yards	Oregon State, 2016
13. 74 yards	Arizona, 1999
14. 73 yards	California, 2013
15. 72 yards	Illinois, 2013
16. 70 yards	Stanford, 2011
17. 67 yards	UCLA, 1997
18. 60 yards	Stanford, 2009
60 yards	Nebraska, 1998
60 yards	UCLA, 1997
21. 58 yards	Iowa, 1995
22. 57 yards	UCLA, 2014
23. 57 yards	Arizona State, 2007
24. 50 yards	Arizona State, 2009
25. 49 yards	Stanford, 1999
26. 48 yards	Arizona State, 2015
45 yards	Notre Dame, 1996
28. 40 yards	UCLA, 2013
29. 30 yards	Arizona State, 1995
30. 25 yards	Washington St., 2001
25 yards	California, 1993
32. 24 yards	USC, 2005
33. 18 yards	Notre Dame, 2004
34. 17 yards	Arizona, 1998
35. 15 yards	UCLA, 2022
15 yards	Miami, 2001
15 yards	Arizona, 2001
38. 14 yards	Cal, 2005
39. 8 yards	California, 2002
8 yards	Miami, 2000
41. 7 yards	BYU, 2019
42. 6 yards	Oregon, 2010
43. 3 yards	Oregon State, 2018
3 yards	UCLA, 1999
45. 1 yard	Nebraska, 2011
1 yard	California, 1999
1 yard	Air Force, 1999

Long Scoring Drive (Plays)

1. 20	Oregon, 2022
20	Arizona State, 2021
20	Kansas State, 1999
4. 18	California, 2014
18	Hawai'i, 2014
18	Boise State, 2013
7. 17	UCLA, 2018
17	Rutgers, 2016
17	Oregon State, 2005
17	Arizona, 1992
17	Arizona State, 1989

Long Scoring Drive (Yards)

1. 99	Michigan State, 2023
99	Oregon State, 2011
99	Air Force, 2005
99	UCLA, 1993
5. 98	Oregon, 2002
98	Oregon State, 1998
98	UCLA, 1993
98	Oregon, 1994
9. 97	Colorado, 2000
97	UCLA, 1990

Long Scoring Drive (Time)

1. 10:33	Oregon, 2022
2. 9:56	Oregon State, 2023
3. 9:54	Kansas State, 1999
4. 9:09	Arizona State, 2021
5. 8:12	UCLA, 2008
6. 8:11	Stanford, 2015
7. 8:10	Purdue, 2001
8. 8:08	Arizona State, 2017
9. 8:07	Oregon State, 2005
10. 7:54	Purdue, 2002

Time of Possession

Time	Team
1. 41:25	Washington State, 2021
2. 40:05	Stanford, 2015
3. 39:49	California, 2015
4. 39:22	Stanford, 2010
5. 39:19	Arizona, 2009
6. 39:09	USC, 2004
7. 39:08	Rutgers, 2017
8. 38:40	Arizona State, 2013
9. 37:47	Air Force, 1998
10. 37:44	Washington State, 1983

Scoring

Points Scored (all-time)

No.	Opponent
1. 72-3	California, 1921
2. 67-56	Baylor, 2011 Alamo Bowl
3. 65-21	Stanford, 2011
4. 65-7	Miami, 2001
5. 62-13	UCLA, 1973
6. 58-0	Oregon, 1973
7. 57-14	UCLA, 1969
8. 56-21	Nebraska, 2010
56-17	Cal, 2005
56-0	USC, 2008

Points in a Half (Overall)

Points	Team
1. 43 (2nd)	Baylor, 2011 Alamo Bowl
2. 42 (1st)	USC, 2008
42 (1st)	Alabama, 1975
42 (1st)	California, 1974
42 (2nd)	Washington State, 1973
42 (1st)	Illinois, 1952
7. 39 (2nd)	UCLA, 2003
8. 38 (1st)	Stanford, 2011
38 (1st)	UCLA, 1997
10. 37 (1st)	USC, 2005
37 (1st)	Miami, 2001
37 (1st)	California, 1973

Points in a Half (1st)

Points	Team
1. 42 (1st)	USC, 2008
42 (1st)	Alabama, 1975
42 (1st)	California, 1974
42 (1st)	Illinois, 1952
5. 38 (1st)	Stanford, 2011
38 (1st)	UCLA, 1997
6. 37 (1st)	USC, 2005
37 (1st)	Miami, 2001
37 (1st)	California, 1973
9. 35 (1st)	Oregon State, 2001
35 (1st)	Oregon, 1973

Points in a Half (2nd)

Points	Team
1. 43 (2nd)	Baylor, 2011 Alamo Bowl
2. 42 (2nd)	Washington State, 1973
3. 39 (2nd)	UCLA, 2003
4. 36 (2nd)	Washington State, 1992
5. 35 (2nd)	Oregon, 2010
35 (2nd)	California, 2004
7. 34 (2nd)	UCLA, 2007
34 (2nd)	UCLA, 1973
9. 33 (2nd)	Texas, 2001
33 (2nd)	Michigan, 1969

Score by Quarters

1st Quarter

Points	Team
1. 28	Illinois, 1952
2. 27	USC, 1954
3. 24	Alabama, 1975
4. 23	UCLA, 1969
5. 21	USC, 2008
21	Notre Dame, 2004
21	UCLA, 2001
21	UCLA, 1989
21	Oregon, 1973
21	Stanford, 1970
21	UCLA, 1967

2nd Quarter

Points	Team
1. 30	Miami, 2001
2. 28	Stanford, 2011
28	UCLA, 1997
28	Washington State, 1973
28	Minnesota, 1949
6. 26	Arizona State, 2013
7. 24	Utah, 2015
24	California, 1974
9. 23	USC, 2005
23	California, 1973

3rd Quarter

Points	Team
1. 29	Baylor, 2011 Alamo Bowl
29	Washington State, 1992
3. 21	Oregon, 2022
21	Oregon, 2010
21	Nebraska, 2010
21	Oregon, 2009
21	USC, 2004
21	California, 2004
21	Notre Dame, 1996
10. 20	Baylor, 1954

4th Quarter

Points	Team
1. 27	Arizona, 2020
27	Oregon State, 2013
27	Texas, 2001
4. 24	Oregon, 2007
24	UCLA, 2003
24	Stanford, 1981
7. 23	Oregon, 2008
8. 22	Arizona, 2007
22	Stanford, 2000
22	Notre Dame, 1995

Touchdowns

No.	Team
1. 9	Baylor, 2011 Alamo Bowl
9	Miami, 2001
9	UCLA, 1973
4. 8	Stanford, 2011
8	Nebraska, 2010
8	USC, 2008
8	Oklahoma, 2008
8	California, 2005
8	Notre Dame, 1996
8	Oregon, 1973
8	Michigan, 1953

PATs Made

No.	Team
1. 9	Miami, 2001
2. 8	Baylor, 2011 Alamo Bowl
8	Stanford, 2011
8	Nebraska, 2010
8	USC, 2008
8	California, 2005
8	UCLA, 1973
8	Oregon, 1973
9. 7	Eastern Wash., 2014
7	Oklahoma, 2008
7	Oregon, 2007
7	Oregon State, 2001
7	UCLA, 1997
7	California, 1974
7	Washington State, 1973
7	California, 1973
7	UCLA, 1969

PAT Attempts

No.	Team
1. 9	Miami, 2001
9	UCLA, 1973
3. 8	Baylor, 2011 Alamo Bowl
8	Stanford, 2011
8	Nebraska, 2010
8	USC, 2008
8	Oklahoma, 2008
8	California, 2005
8	Oregon, 1973
10. 7	Eastern Wash., 2014
7	Oregon, 2007
7	USC, 2005
7	Oregon State, 2001
7	UCLA, 1997
7	California, 1974
7	Washington State, 1973
7	California, 1973
7	UCLA, 1967

Field Goals Made

No.	Team
1. 6	Oregon State, 2005
2. 5	Notre Dame, 2009
5	Oregon State, 2007
5	San Jose State, 2006
5	Oregon State, 2004
5	UCLA, 1998
5	Iowa, 1995
8. 4	Washington State, 2021
4	Arizona State, 2013
4	Arizona, 2009
4	Washington State, 2003
4	Washington State, 2002
4	Arizona State, 1981
4	UCLA, 1971

Field Goal Attempts

No.	Team
1.	7 UCLA, 1971
2.	6 Oregon State, 2005
6	San Jose State, 2006
4.	5 Washington State, 2021
5	Auburn, 2018
5	Notre Dame, 2009
5	Oregon State, 2007
5	Oregon State, 2004
5	Washington State, 2002
5	UCLA, 1998
5	Iowa, 1995

First Downs

Total	
No.	Team
1.	39 Oregon, 2007
2.	35 Eastern Wash., 2014
3.	34 Michigan, 1969
4.	33 Baylor, 2011 Alamo Bowl
5.	32 Oregon, 2023
32	Oregon, 2022
32	California, 1985
32	UCLA, 1976
9.	31 Arizona, 2022
31	Arizona State, 2013
31	Oregon, 2010
31	Notre Dame, 2005
31	Notre Dame, 1996
31	UCLA, 1983

By Rushing

No.	Team
1.	28 USC, 2004
2.	25 Oregon, 2007
3.	24 UCLA, 1976
4.	23 Stanford, 1972
23	Minnesota, 1957
6.	22 Nebraska, 1998
22	Michigan, 1969
8.	21 Notre Dame, 1996
21	USC, 1974
10.	20 nine times

By Passing

No.	Team
1.	23 BYU, 1999
2.	22 Eastern Wash., 2014
22	EWU, 2011
22	Hawai'i, 2007
5.	19 Arizona, 2011
19	BYU, 2008
19	Arizona, 2007
19	Arizona, 2002
9.	18 six times

By Penalty

No.	Team
1.	6 Arizona, 2023
6	Washington State, 1986
6	Virginia, 1976
4.	5 Washington State, 2022
5	Portland State, 2022
5	Eastern Wash., 2014
5	Arizona State, 2005
5	Washington State, 2002
5	Washington State, 2001
5	Washington State, 1996
5	Washington State, 1993
5	Washington State, 1990
5	Stanford, 1981
5	California, 1974
5	Stanford, 1974

Rushing**Rushing Attempts**

No.	Team
1.	77 UCLA, 1976
2.	76 Washington State, 1975
3.	73 Michigan State, 1969
4.	72 Texas, 1975
5.	71 Mississippi State, 1977
6.	70 Arizona State, 1975
70	Illinois, 1950
8.	68 Nebraska, 1998
68	Oregon State, 1966
68	Oregon State, 1965
68	Minnesota, 1957
68	USC, 1956

Rushing Yards

No.	Team
1.	566 UCLA, 1973
2.	482 Baylor, 2011 Alamo Bowl
3.	465 Oregon, 2007
4.	451 UCLA, 1976
5.	446 Stanford, 2011
6.	440 Texas, 1975
7.	434 Nebraska, 1998
8.	432 USC, 1956
9.	431 California, 2008
10.	424 UCLA, 2004

Yards per Attempt (Min. 35 Att.)

No.	Team
1.	10.89 (35-381) California, 2003
2.	10.14 (44-446) Stanford, 2011
3.	9.80 (44-431) California, 2008
4.	9.27 (52-482) Baylor, 2011 Alamo
5.	8.71 (65-566) UCLA, 1973
6.	8.56 (36-308) Michigan, '93
7.	7.85 (54-424) UCLA, 2004
8.	7.64 (39-298) USC, 2010
9.	7.50 (62-465) Oregon, 2007
10.	7.22 (45-325) UCLA, 2001

Rushing Touchdowns

No.	Team
1.	8 Baylor, 2011 Alamo Bowl
8	Nebraska, 1998
8	UCLA, 1973
4.	7 Michigan, 1953
5.	6 Oregon, 2010
6	Nebraska, 2010
6	USC, 2008
6	Oregon, 2007
9.	5 Stanford, 2011
5	California, 2008
5	UCLA, 2004
5	Oregon State, 2001
5	Arizona State, 1975
5	California, 1974
5	Washington State, 1973
5	California, 1973
5	Ohio State, 1969
5	Michigan, 1969
5	Minnesota, 1957
5	USC, 1956
5	USC, 1954

Passing**Pass Attempts**

No.	Team
1.	69 EWU, 2011
2.	62 Washington State, 2019
3.	59 Washington State, 2013
59	California, 2013
59	BYU, 1999
6.	58 Washington State, 2015
58	Air Force, 1967
8.	55 Washington State, 2017
55	Texas, 2001
55	Oregon State, 1999

Pass Completions

No.	Team
1.	48 Washington State, 2019
1.	42 Hawai'i, 2007
2.	39 EWU, 2011
39	Arizona, 2009
39	BYU, 1999
5.	38 Arizona, 2007
6.	37 Washington State, 2017
37	Oregon, 2005
37	Texas, 2001
9.	36 Washington State, 2015
36	Colorado, 2014

Pass Interceptions Thrown

No.	Team
1.	9 Illinois, 1952
2.	8 Idaho, 1968
3.	6 Oregon, 1993
6	California, 1986
6	Arizona, 1984
6	California, 1972
6	Washington State, 1978
6	California, 1962
9.	5 Washington State, 2003
5	Oregon State, 2002
5	Fresno State, 1979
5	USC, 1964
5	Pacific, 1960
5	California, 1948
5	Stanford, 1984

Passing Yards

No.	Team
1.	510 Arizona, 2007
2.	508 Oregon State, 1998
3.	500 BYU, 1999
3.	475 Eastern Washington, 2014
5.	473 EWU, 2011
473	Texas, 2001
7.	443 Arizona, 2002
8.	442 Hawai'i, 2007
442	Oregon, 1998
10.	424 Oregon, 2005

Passing Touchdowns

No.	Team
1.	7 Eastern Wash., 2014
2.	6 Illinois, 1952
3.	5 Oklahoma, 2008
5	Hawai'i, 2007
5	Washington State, 2007
5	Arizona, 2007
5	USC, 2005
5	California, 2002
5	Washington State, 1976

10.	4 Arizona, 2022
4	Notre Dame, 2009
4	Oregon, 2005
4	Notre Dame, 2004
4	USC, 2003
4	USC, 2002
4	Texas, 2001
4	Miami, 2001
4	California, 2001
4	California, 1975
4	Stanford, 1970
4	UCLA, 1969
4	Washington State, 1956
4	California, 1953

Yards per Attempt (Min. 15 Att.)

Yards	Team
1.	18.47 (19-351) California, 1953
2.	15.87 (15-238) UCLA, 1964
3.	15.81 (16-253) Notre Dame, 1996
4.	14.04 (28-393) Illinois, 1952
5.	13.84 (32-442) Oregon, 1998
6.	13.61 (31-422) Notre Dame, 2009
7.	13.60 (15-204) Alabama, 1978
8.	13.53 (19-257) Washington St., 1973
9.	13.33 (24-320) UCLA, 1997
10.	13.21 (24-317) Oklahoma, 2008

Yards per Completion (Min. 10)

Yards	Team
1.	25.7 (10-257) Washington St., 1973
2.	25.4 (20-508) Oregon State, 1998
3.	25.1 (14-351) California, 1953
4.	24.2 (13-314) Oregon State, 2000
5.	23.6 (10-236) Stanford, 1984
6.	23.2 (19-442) Oregon, 1998
7.	21.8 (11-240) Stanford, 1968
8.	20.5 (13-266) California, 2002
9.	20.1 (10-201) Iowa State, 1974
10.	20.1 (12-241) UCLA, 1961

Completion Pct. (Min. 10 Att.)

Pct.	Team
1.	1.000 (11-11) USC, 1965
2.	.926 (25-27) UCLA, 1983
3.	.857 (18-21) BYU, 2018
4.	.844 (27-32) Wash. St., 2021
5.	.840 (42-50) Hawai'i, 2007
6.	.818 (18-22) Arizona, 2010
.818 (18-22)	Oregon State, 2008
8.	.810 (17-21) Arizona, 2008
9.	.800 (16-20) USC, 2008
10.	.792 (19-24) Utah, 2019

Total Offense**Total Offense Attempts**

No.	Team
1.	98 California, 1985
2.	97 Hawai'i, 2014
97	BYU, 2013
4.	94 Washington State, 1970
5.	93 Arizona State, 2013
6.	92 California, 2015
92	Oregon, 2007
8.	90 USC, 2004
90	Washington State, 1987
90	Oregon, 1978
90	UCLA, 1976
90	Oregon State, 1965
90	Minnesota, 1957

Total Offensive Yards

Yards	Team
1. 777	Baylor, 2011 Alamo Bowl
2. 729	California, 2003
3. 671	UCLA, 1973
4. 661	Oregon, 2007
5. 650	Notre Dame, 1996
6. 631	Oregon, 2013
7. 625	California, 1973
8. 615	Stanford, 2011
9. 592	Oregon, 2022
592	Texas, 2001

Yards per Attempt (Min. 60 Att.)

Yards	Team
1. 10.6 (69-729)	California, 2003
2. 9.32 (66-615)	Stanford, 2011
3. 9.14 (85-777)	Baylor, 2011 Alamo
4. 8.95 (75-671)	UCLA, 1973
5. 8.83 (60-530)	Notre Dame, 2009
6. 8.83 (64-565)	UCLA, 1997
7. 8.78 (74-650)	Notre Dame, 1996
8. 8.44 (66-557)	California, 2005
9. 8.32 (71-591)	Oklahoma, 2008
10. 8.32 (66-549)	California, 2008

Punting

Punts

No.	Team
1. 13	Arizona State, 2000
13	Cincinnati, 1974
13	Ohio State, 1958
4. 12	Arizona State, 1992
12	Oregon, 1974
6. 11	11 times, most recent: North Dakota, 2018

Punt Yards

Yards	Team
1. 542	Cincinnati, 1974
2. 514	Arizona State, 2000
3. 507	Arizona State, 2015
4. 502	Arizona State, 1992
5. 497	Utah, 1949
6. 458	Washington State, 1968
7. 428	California, 2013
8. 425	San Jose State, 1990
9. 424	UCLA, 1956
10. 418	California, 1984

Punting Average (Min. 4)

Yards	Team
1. 56.20 (5-281)	Arizona, 2021
2. 53.25 (4-213)	Oregon State, 2021
3. 52.14 (7-365)	Boise State, 2023
4. 51.75 (4-207)	Washington State, 1989
5. 51.71 (7-362)	Illinois, 2014
6. 51.00 (7-357)	USC, 1951
7. 50.20 (5-251)	California, 1986
8. 49.40 (5-247)	USC, 1993
9. 48.60 (5-243)	Stanford, 1987
10. 48.33 (6-290)	Syracuse, 2007

Punts Blocked

No.	Team
1. 1	Numerous Times

Punt Returns

Punt Returns

No.	Team
1. 10	Arizona State, 2000
2. 8	San Jose State, 1990
8	USC, 1952
4. 7	Stanford, 2004
7	Ohio State, 2003
7	UCLA, 1997
7	Oregon, 1973
7	Oregon State, 1971
7	Oregon State, 1959
7	UCLA, 1956
7	UCLA, 1953
7	USC, 1953
7	Michigan, 1953
7	Washington State, 1947

Punt Return Yards

Yards	Team
1. 141	Oregon, 1973
2. 127	Oregon, 2010
3. 125	Colorado, 1953
4. 123	USC, 1953
5. 117	Alabama, 1975
6. 93	Michigan, 2001
7. 91	UCLA, 1998

Yards Per Punt Return (Min. 4 Ret.)

Yards	Team
1. 31.75 (4-127)	Oregon, 2010
2. 31.25 (4-125)	Colorado, 1953
3. 23.40 (5-117)	Alabama, 1975
4. 21.14 (7-148)	Oregon, 1973
5. 20.75 (4-83)	Stanford, 1953
6. 18.60 (5-93)	Michigan, 2001
7. 15.75 (4-63)	UCLA, 1973

Punt Returns for TDs

No.	Team
1. 1	Numerous Times

Kickoff Returns

Kickoff Returns

No.	Team
1. 12	Oregon State, 2013
2. 10	UCLA, 1970
10	Oregon, 1951
10	Montana, 1951
5. 9	California, 2016
9	Oregon State, 1991
9	Arizona State, 1991
9	Arizona, 1991
9	Arizona, 1980
9	Oregon, 1974
9	UC Santa Barbara, 1971
9	Navy, 1970

Kickoff Return Yards

Yards	Team
1. 305	Oregon State, 2013
2. 217	Michigan State, 1997
3. 207	Syracuse, 2010
4. 205	Syracuse, 2007
5. 195	UCLA, 1970
195	Michigan State, 1970
7. 194	BYU, 1986
8. 192	Oregon State, 1989
9. 190	Oregon State, 1992
10. 187	Arizona, 2007
187	California, 1986

Yards Per Kick Return (Min. 4 Ret.)

Yards	Team
1. 42.20 (5-211)	Stanford, 2013
2. 35.75 (4-143)	Colorado, 2016
3. 34.00 (5-170)	UCLA, 2007
4. 33.80 (5-169)	Washington St., 1952
5. 33.25 (4-133)	Stanford, 1974
6. 32.20 (5-161)	Stanford, 1988
7. 31.50 (4-126)	UCLA, 1998
8. 30.80 (5-154)	Nebraska, 2011
9. 30.75 (4-123)	Oregon, 2011
10. 30.60 (5-153)	Stanford, 2007

Kickoff Returns for TDs

No.	Team
1. 1	Numerous Times

Penalties

Penalties

No.	Team
1. 19	Utah State, 1998
2. 18	Arizona State, 1992
18	California, 1973
4. 17	Nevada, 2003
17	Washington State, 1997
17	California, 1993
17	Arizona, 1982
8. 16	Washington State, 1991
9. 15	Oregon State, 2003
15	Washington State, 2000
15	BYU, 1996
15	East Carolina, 1993

Penalty Yards

Yards	Team
1. 194	California, 1973
2. 169	Washington State, 1991
3. 159	Utah State, 1998
4. 156	Arizona, 1982
5. 151	Washington State, 1997
6. 149	Nevada, 2003
7. 147	Stanford, 1969
8. 141	Oregon State, 2003
9. 137	Oregon State, 1978
10. 134	USC, 1987

Fewest Penalties

No.	Team
1. 0	North Dakota, 2018
0	Pacific, 1987
3. 1	Arizona State, 2017
1	Colorado, 2013
1	Arizona, 2008
1	Oregon, 1986
1	Air Force, 1980
1	California, 1979
1	UCLA, 1972
1	Wisconsin, 1968
1	California, 1963
1	Oregon, 1963
1	California, 1958
1	Oregon, 1953
1	Illinois, 1950
1	Oregon State, 1963

Fewest Penalty Yards

Yards	Team
1. 0	North Dakota, 2018
0	Pacific, 1987
3. 4	Colorado, 2013
4. 5	Arizona State, 2017
5	Air Force, 1980
5	Oregon State, 1963
5	Illinois, 1950
8. 9	Texas, 2001
9. 10	13 times

Interceptions

Interception Returns

No.	Team
1. 8	UCLA, 1969
2. 7	Stanford, 1934
3. 6	Miami, 2001
6	Oregon, 1973
6	Oregon State, 1970
6	Stanford, 1953
7. 5	USC, 1998
5	Wash. State, 1997
5	UCLA, 1973
5	USC, 1972
5	Texas Christian, 1971
5	California, 1970
5	Wash. State, 1968
5	UCLA, 1958
5	USC, 1952
5	UCLA, 1952

Interception Yards

Yds.	Team
1. 128	Fresno State, 2004
2. 120	Texas Christian, 1971
3. 119	USC, 1998
4. 117	USC, 1952
5. 107	Oregon, 1994
6. 99	Hawai'i, 2011
99	Arizona, 1984
8. 98	Illinois, 1971
9. 97	UCLA, 2002
10. 94	Colorado, 1959

Int. Returns for TDs

No.	Team
1. 2	Fresno State, 2004
2	USC, 1998
3. 1	Numerous Times

Tackles

Tackles for Loss Yardage

Yds.	Team
1. 106	Oregon, 1969
2. 89	Arizona State, 2002
3. 81	Oregon, 1966
4. 78	UCLA, 1967
5. 77	Iowa, 1963
6. 76	Oregon State, 1970
7. 73	Stanford, 1971
8. 70	UCLA, 1971
70	UCLA, 1971
70	Oregon, 1963

Washington Record Book — Opponent Season Team Records

Scoring

Touchdowns Scored	
Year	No.
1. 2008	59
2. 2011	58
3. 2010	49
1973	49
5. 2023	45
2007	45
7. 2004	43
2001	43
9. 2022	42
1949	42

Fewest Touchdowns Scored	
Year	No.
1. 1940	7
2. 1945	8
3. 1942	9
1943	9
5. 1959	10
6. 1938	12
1939	12
1961	12
1962	12
1991	12

PATs Made	
Year	No.
1. 2008	56
2. 2011	53
3. 1973	48
4. 2010	45
5. 2007	43
6. 1949	42
7. 2023	41
2004	41
9. 2014	39
2002	39
2001	39

Fewest PATs Made	
Year	No.
1. 1959	3
2. 1940	7
3. 1945	8
4. 1942	9
1943	9
6. 1991	10
1984	10
8. 1958	11
9. 1938	12
1939	12

PAT Attempts	
Year	No.
1. 2008	59
2. 2011	55
3. 2007	47
4. 2010	45
1973	45
6. 2023	44
7. 2004	43
8. 2023	40
2002	40
10. 2014	39
2005	39
2001	39

Fewest PAT Attempts	
Year	No.
1. 1959	1
2. 1937	3
3. 1960	5
1940	5
1938	5
1943	5
7. 1945	6
1942	6
9. 1984	7
10. 1962	8
1939	8
1941	8

Field Goals Made	
Year	No.
1. 2006	25
2. 2007	24
3. 2009	22
4. 2021	20
2014	20
2011	20
7. 2010	19
2005	19
2002	19
10. 2018	17
2015	17
2012	17

Fewest Field Goals Made	
Year	No.
1. 1957	0
1959	0
3. 1955	1
4. 1938	2
1978	2
1967	2
1956	2
8. six times	3

Field Goal Attempts	
Year	No.
1. 2007	33
2. 2006	30
3. 2002	27
4. 2021	26
5. 2018	25
2009	25
1988	25
1977	25
9. 2015	24
2014	24
1999	24
1987	24

Fewest Field Goal Attempts	
Year	No.
1. 1937	0
1959	0
3. 1958	1
1950	1
1951	1
1954	1
1957	1
8. 1962	2
1956	2
10. 1939	3
1964	3
1953	3

Points Scored	
Year	Points
1. 2011	467
2. 2008	463
3. 2007	411
4. 2010	381
5. 1973	376
6. 2023	372
7. 2014	347
8. 2002	342
9. 2005	337
10. 2022	336

Rushing	
Rushing Attempts	
Year	No.
1. 1975	639
2. 1973	630
3. 1969	567
4. 1974	562
5. 1978	548
6. 1972	534
7. 1980	531
8. 2010	530
9. 2014	529
10. 1968	526

Fewest Rushing Att.	
Year	No.
1. 1943	177
2. 1964	346
3. 1941	353
4. 2022	361
1939	361
6. 1960	363
7. 1940	368
8. 1946	375
9. 1999	387
10. 1938	389
1996	389

Rushing Yards	
Year	Yards
1. 2008	2,887
2. 1975	2,836
3. 1973	2,587
4. 2010	2,476
5. 2007	2,398
6. 2021	2,323
7. 1969	2,230
8. 2023	2,222
9. 1988	2,211
10. 2011	2,193

Average Rushing Yds.	
Year	Avg.
1. 1975	257.8
2. 2008	240.6
3. 1973	235.2
4. 1969	223.0
5. 1949	216.7
6. 1957	209.9
7. 1948	205.5
8. 1951	202.9
9. 1988	201.0
10. 1954	198.4

Passing	
Passing Attempts	
Year	No.
1. 2023	583
2. 2014	539
3. 2013	507
4. 2011	486
5. 2007	458
6. 2018	457
7. 2019	456
8. 2016	449
9. 2002	446
10. 2015	438

Fewest Pass Attempts	
Year	No.
1. 1955	119
2. 1938	121
3. 1942	129
4. 1941	136
5. 1939	137
6. 1946	138
7. 1943	139
8. 1940	141
9. 1947	144
10. 1948	152

Pass Completions	
Year	No.
1. 2023	345
2. 2014	343
3. 2011	305
4. 2018	295
2007	295
6. 2019	288
7. 2013	279
8. 2017	272
9. 2022	263
10. 2016	257

Pass Interceptions Thrown	
Year	No.
1. 1968	30
2. 1984	27
1972	27
1959	27
1944	27
6. 1970	23
1951	23
1941	23
1946	23
10. 1993	22
1942	22

Fewest Pass Interceptions Thrown	
Year	No.
1. 1998	5
2. 2000	6
3. 2022	7
2008	7
5. 2009	8
6. 1938	8
7. 2005	9
2001	9
1939	9
10. 2021	10
2011	10
2006	10
2004	10
1996	10

Passing Yards	
Year	Yards
1. 2014	4,012
2. 2023	3,879
3. 2011	3,700
4. 2007	3,405
5. 2002	3,373
6. 2022	3,270
7. 2005	3,033
8. 1998	2,984
9. 2013	2,959
10. 2015	2,945

Passing Touchdowns	
Year	No.
1. 2007	27
2. 2022	26
2014	26
4. 2023	25
5. 2008	24
2005	24
7. 2002	23
8. 2011	22
9. 2001	20
10. 2003	18

Passing Yds. Per Game	
Year	Avg.
1. 2014	286.6
2. 2011	284.6
3. 2005	275.7
4. 1998	271.3
5. 2007	261.9
6. 2002	259.5
7. 2023	258.6
8. 2022	251.5
9. 1999	248.6
10. 2009	240.7

Pass Completion Pct.	
Year	Pct.
1. 2008	.668
2. 2017	.652
3. 2018	.646
4. 2007	.644
5. 2014	.636
6. 2019	.632
7. 2022	.629
8. 2011	.628
2009	.628
10. 2006	.613

Total Offense	
Total Offensive Att.	
Year	No.
1. 2014	1,068
2. 2023	1,057
3. 2013	1,015
4. 2016	963
5. 2007	946
6. 2015	933
7. 2018	918
8. 2011	917
9. 2002	893
10. 2010	889

Washington Record Book — Opponent Season Team Records

Fewest Offensive Att.

Year	No.
1. 1943	316
2. 1941	489
3. 1939	498
4. 1940	509
5. 1938	510
6. 1946	513
7. 1942	537
8. 1953	592
9. 1964	602
10. 1955	603

Total Offensive Yards

Year	Yards
1. 2023	6,101
2. 2011	5,893
3. 2007	5,803
4. 2014	5,749
5. 2008	5,421
6. 2013	5,056
7. 2010	5,003
8. 2022	4,845
9. 2009	4,674
10. 2012	4,646

Avg. Total Offense per Game

Year	Avg.
1. 2011	453.3
2. 2007	446.4
3. 2008	451.8
4. 2005	419.1
5. 1969	415.0
6. 2023	406.7
7. 2014	405.8
8. 1998	402.5
9. 1973	400.0
10. 2009	389.5

First Downs

Total First Downs

Year	No.
1. 2023	332
2. 2014	316
3. 2011	297
4. 2013	280
5. 2007	278
6. 2022	276
7. 2008	268
8. 2010	265
9. 2019	259
10. 2015	248

By Rushing

Year	No.
1. 1975	152
2. 2008	148
3. 1973	133
4. 2010	132
1969	132
6. 2021	127
7. 2023	124
8. 1957	120
9. 2007	118
10. 2013	114

By Passing

Year	No.
1. 2014	188
2. 2023	168
3. 2011	167
4. 2007	149
5. 2022	145
6. 2013	143
7. 2005	142
8. 2002	139
9. 2018	135
10. 2015	134

By Penalty

Year	No.
1. 2023	40
2. 2016	29
3. 2012	28
4. 2014	27
2001	27
6. 2022	25
7. 2019	23
2015	23
2013	23
1971	23

Fumbles

Year	No.
1. 1980	51
2. 1971	44
3. 1970	43
1955	43
1973	43
6. 1974	41
1937	41
9. 1953	40
10. 1981	37
1972	37
1959	37
1984	37

Fewest Fumbles

Year	No.
1. 2021	12
2. 2023	14
2003	14
4. 2019	15
5. 2008	16
2005	16
7. 2013	17
8. 2022	18
2004	18
1995	18
1999	18
1938	18
1946	18

Fumbles Lost

Year	No.
1. 1980	24
1984	24
3. 1970	22
1974	22
1982	22
6. 1971	21
1955	21
1954	21
1967	21
1952	21

Fewest Fumbles Lost

Year	No.
1. 2008	3
2. 2023	4
2006	4
4. 2022	5
2021	5
6. 2013	7
2010	7
8. 2005	8
1938	8
10. 2019	9
2018	9
2017	9
1997	9
1987	9

Penalties

Year	No.
1. 1998	127
2. 2003	113
2002	113
4. 1997	109
5. 1993	101
1992	101
7. 2023	100
8. 2007	100
9. 1996	99
10. 2000	94

Fewest Penalties

Year	No.
1. 1963	24
2. 1944	25
3. 1938	26
1939	26
1937	26
6. 1940	28
1941	28
8. 1962	36
9. 1959	38
10. 1946	39
1966	39

Penalty Yards

Year	Yards
1. 1998	1,095
2. 2003	995
3. 2002	949
4. 2023	891
5. 1997	838
6. 2010	828
7. 2007	825
8. 2000	790
9. 1993	786
10. 1996	761

Fewest Penalty Yards

Year	Yards
1. 1939	170
2. 1937	195
3. 2008	202
4. 1944	215
5. 1938	222
6. 1941	234
7. 1940	252
8. 1963	259
9. 1946	317
10. 1945	320

Interceptions

Year	No.
1. 1973	31
2. 1970	26
1972	26
4. 2004	24
1938	24
1969	24
1971	24
8. 1951	21
1952	21
10. 1940	20
1958	20
1966	20
1974	20

Fewest Interceptions

Year	No.
1. 1943	4
1963	4
3. 2017	5
4. 2014	6
1995	6
1996	6
7. 1955	7
1959	7
1977	7
1992	7

Interception Yards

Year	Yards
1. 2004	380
2. 2011	322
3. 1952	292
4. 2001	274
5. 1951	264
6. 2012	262
7. 1994	252
8. 1940	248
9. 2006	236
10. 1984	224

Fewest Interception Yards

Year	Yards
1. 2023	0
2. 1988	25
3. 2017	42
4. 1990	45
5. 1997	50
6. 1992	51
7. 1981	54
8. 1983	55
1996	55
10. 1943	60

Punts

Year	No.
1. 1938	105
2. 1937	96
3. 1991	87
4. 1940	85
1942	85
6. 1990	82
7. 2016	81
1981	81
9. 1939	80
10. 1992	79

Fewest Punts

Year	No.
1. 1944	33
2. 1954	34
3. 2008	37
1943	37
5. 2009	42
6. 2005	44
1957	44
8. 2022	45
2011	45
10. 1948	49
1975	49
1963	49

Punt Yards

Year	Yards
1. 1938	3,992
2. 1937	3,511
3. 2016	3,434
4. 1940	3,355
5. 1991	3,285
6. 1992	3,277
7. 1990	3,220
8. 1939	3,135
9. 1942	3,057
10. 2003	3,015

Fewest Punt Yards

Year	Yards
1. 1944	1,017
2. 1954	1,140
3. 1943	1,284
4. 2008	1,402
5. 2005	1,666
6. 1963	1,681
7. 1957	1,692
8. 2011	1,755
9. 2009	1,700
10. 1948	1,786

Punts Had Blocked

Year	No.
1. 1981	5
2. 1982	4
1989	4
4. 1991	3
2000	3
1984	3
1979	3
1976	3
1987	3
1975	3
1944	3

Punting Average

Year	Avg.
1. 2021	44.5
2. 2023	43.7
3. 2022	43.3
4. 2014	42.4
5. 2016	42.4
6. 2010	42.0
7. 1992	41.5
8. 2011	41.3
9. 1996	41.1
10. 2007	41.0
1997	41.0

Washington Record Book — Opponent Season Team Records

Lowest Punting Avg.

Year	Avg.
1. 1944	30.8
2. 1961	32.5
3. 1954	33.5
4. 1952	33.6
5. 1946	33.8
6. 1958	34.1
7. 1963	34.3
8. 1955	34.4
9. 1943	34.7
10. 1953	35.2

Punt Returns

Punt Returns

Year	No.
1. 1938	86
2. 1942	44
3. 1940	42
4. 1953	40
5. 1941	39
6. 1990	38
7. 1998	37
8. 2010	36
2003	36
1967	36
1957	36

Fewest Punt Returns

Year	No.
1. 2023	8
2. 2022	9
2019	9
4. 2017	11
1964	11
6. 2015	12
2014	12
8. 2016	13
1943	13
10. 1983	14

Punt Return Yards

Year	Yards
1. 1938	555
2. 1953	480
3. 1973	454
4. 1957	397
5. 1946	377
6. 1939	367
7. 1941	365
8. 2010	364
9. 1972	357
10. 1998	354

Fewest Punt Return Yards

Year	Yards
1. 2023	24
2. 1964	30
3. 1962	41
4. 2019	44
5. 2014	50
6. 2022	55
1963	55
8. 2017	58
9. 1978	75
10. 2015	80

Avg. Per Punt Return

Year	Avg.
1. 2006	14.9
2. 2008	14.5
3. 1973	13.4
4. 1946	13.0
1949	13.0
6. 2005	12.7
7. 1996	12.4
8. 1983	12.2
9. 1953	12.0
1982	12.0

Lowest Punt Return Average

Year	Avg.
1. 1962	2.3
2. 1964	2.7
3. 1959	2.9
4. 2023	3.0
5. 1963	3.1
6. 1958	3.2
7. 1960	3.8
8. 1978	3.9
9. 2014	4.2
10. 1956	4.4

Kickoff Returns

Most Kickoff Returns

Year	No.
1. 2013	70
2007	70
1991	70
4. 2011	69
5. 2017	65
6. 2014	63
1971	63
8. 1986	61
9. 2016	58
2009	58
1970	58
1989	58

Fewest Kickoff Returns

Year	No.
1. 1985	15
2. 2021	16
3. 1939	17
1938	17
5. 1954	21
1941	21
7. 1958	22
1983	22
9. 1964	23
1948	23
1942	23
1957	23
1963	23

Kickoff Return Yards

Year	Yards
1. 2007	1,723
2. 2013	1,698
3. 2011	1,634
4. 2010	1,301
5. 2014	1,279
6. 2017	1,218
7. 2009	1,198
8. 1986	1,147
9. 1971	1,126
10. 1970	1,121

Fewest Kickoff Return Yards

Year	Yards
1. 1939	276
2. 1985	279
3. 1943	329
4. 1938	344
5. 1948	387
6. 2021	388
7. 1964	389
8. 1961	413
9. 1941	423
10. 1968	424

Kickoff Return Avg.

Year	Avg.
1. 2005	27.5
2. 2007	24.6
3. 2013	24.3
4. 2010	24.1
5. 2011	23.7
6. 1940	23.3
7. 1958	22.9
8. 2002	22.4
9. 1954	22.3
10. 2012	22.1

Lowest Kickoff Return Average

Year	Avg.
1. 1943	12.6
2. 1993	13.9
3. 1949	14.4
4. 1996	15.1
5. 1991	15.5
6. 2023	16.2
7. 1939	16.2
8. 1961	16.5
9. 1948	16.8
10. 1964	16.9

Washington Record Book — Opponent Individual Records

Rushing Attempts

Name	No.	Opponent
1. Ryan Knight	44	USC, 1985
2. Ricky Bell	42	USC, 1975
3. Thurman Thomas	40	Oklahoma State, 1985
4. Marcus Allen	38	USC, 1981
Charles White	38	USC, 1979
6. Michael Black	37	Washington State, 1997
7. Yvenson Bernard	36	Oregon State, 2007
Jerome Harrison	36	Washington State, 2006
Eddie George	36	Ohio State, 1995
Tony Robinson	36	Oregon State, 1980

Rushing Yards

Name	No.	Opponent
1. Maurice Drew	322	UCLA, 2004
2. Jahvid Best	311	California, 2008
3. DeShaun Foster	305	UCLA, 2001
4. Jonathan Stewart	251	Oregon, 2007
5. Charles White	243	USC, 1979
6. Thurman Thomas	237	Oklahoma State, 1985
7. Tyrone Wheatley	235	Michigan, 1993 Rose Bowl
O.J. Simpson	235	USC, 1967
9. Allen Bradford	223	USC, 2010
10. Michael Bell	222	Arizona, 2003

Two 100-Yard Rushers

Names	Yards	Opponent
Bucky Irving, Noah Whittington	146/108	Oregon, 2022
Blake Corum, Hassan Haskins	171/155	Michigan, 2021
T. Ganaway, T. Reese, J. Salubi (3)	200/101/101	Baylor, 2011 Alamo Bowl
Stepfan Taylor & Tyler Gaffney	138/117	Stanford, 2011
T. Martinez, R. Helu, R. Burkhead (3)	137/110/104	Nebraska, 2010
Chris Brown & DeMarco Murray	107/100	Oklahoma, 2008
Jonathan Stewart & Andre Crenshaw	251/113	Oregon, 2007
Chris Markey & Kahlil Bell	193/109	UCLA, 2007
Stafon Johnson & Chauncey Washington	122/106	USC, 2007
J.J. Arrington & Marshawn Lynch	122/112	California, 2004
J.J. Arrington & Marcus O'Keith	185/103	California, 2003
Joel Makovicka & Ahman Green	129/129	Nebraska, 1997
Sedrick Shaw & Tavian Banks	135/122	Iowa, 1995 Sun Bowl
Mario Bates & George Montgomery	163/100	Arizona State, 1993
Tim Harris & James Matthews	124/110	Washington State, 1982
Theotis Brown & James Owens	220/123	UCLA, 1976
Earl Campbell & Marty Akins	198/140	Texas, 1975
Randy Tyler & Mark Harmon	108/107	UCLA, 1972
Billy DuPree & Gordon Bowdell	103/101	Michigan State, 1970
Rex Kern & James Otis	139/111	Ohio State, 1969
Glenn Doughty & Don Moorhead	191/128	Michigan, 1969
Don Highsmith & Eric Allen	148/113	Michigan State, 1969

Rushing Touchdowns

Name	No.	Opponent
1. Terrance Ganaway	5	Baylor, 2011 Alamo Bowl
Maurice Drew	5	UCLA, 2004
3. Royce Freeman	4	Oregon, 2014
Myles Jack	4	UCLA, 2013
Jahvid Best	4	California, 2008
DeShaun Foster	4	UCLA, 2001
7. Blake Corum	3	Michigan, 2021
Bryce Love	3	Stanford, 2017
Jovan Stephenson	3	Oregon State, 2011
LaMichael James	3	Oregon, 2010
Jacquizz Rodgers	3	Oregon State, 2010
Taylor Martinez	3	Nebraska, 2010
J.R. Lemon	3	Stanford, 2004
Michael Bell	3	Arizona, 2003
Chris Perry	3	Michigan, 2002
Tyler Ebell	3	UCLA, 2002
Steven Jackson	3	Oregon State, 2001
Cale Bonds	3	Air Force, 1999
D'Angelo Evans	3	Nebraska, 1998
Bobby Newcombe	3	Nebraska, 1998

Skip Hicks	3	UCLA, 1997
Kevin Eafon	3	Arizona, 1997
Tyrone Wheatley	3	Michigan, 1993 Rose Bowl
Shaumbe Wright-Fair	3	Washington State, 1992
Jeff Wickersham	3	LSU, 1983
Darrin Nelson	3	Stanford, 1981
Fred Reitzel	3	Navy, 1980
Theotis Brown	3	UCLA, 1976
Johnny Davis	3	Alabama, 1975
Andrew Jones	3	Washington State, 1973
Randy Tyler	3	UCLA, 1973
James Otis	3	Ohio State, 1969
Sam Baker	3	Oregon State, 1951

Average per Rush (Min. 15 attempts)

Name	Avg. (Nos.)	Opponent
1. Jahvid Best	16.37 (19-311)	California, 2008
2. Tyrone Wheatley	15.67 (15-235)	Michigan, 1993 Rose Bowl
3. Gary Danielson	13.31 (16-213)	Purdue, 1972
4. Maurice Drew	12.38 (26-322)	UCLA, 2004
5. Mario Bates	11.26 (19-214)	Arizona State, 1992
6. Allen Bradford	10.62 (21-223)	USC, 2010
7. Anthony Kimble	10.47 (15-157)	Stanford, 2008
8. LaMichael James	10.40 (15-156)	Oregon, 2009
9. DeShaun Foster	9.84 (31-305)	UCLA, 2001
10. Terrance Ganaway	9.52 (21-200)	Baylor, 2011 Alamo Bowl

Longest Rush

Name	Yds.	Opponent
1. DeShaun Foster	95 (TD)	UCLA, 2001
2. Saquon Barkley	92 (TD)	Penn State, 2017 Fiesta Bowl
3. Terrance Ganaway	89 (TD)	Baylor, 2011 Alamo Bowl
4. Tyrone Wheatley	88 (TD)	Michigan, 1993 Rose Bowl
Brian Brown	88 (TD)	UCLA, 1990
6. O.J. Simpson	86 (TD)	USC, 1967
7. Willie Alderson	82 (TD)	Idaho, 2000
8. Taylor Martinez	80 (TD)	Nebraska, 2010
Brian Allen	80 (TD)	Stanford, 2001
Mario Bates	80 (TD)	Arizona State, 1992

Rushing Yards by Quarterback

Name	Yards	Team
1. Gary Danielson	213	Purdue, 1972

Passing Attempts

Name	No.	Opponent
1. Bo Levi Mitchell	69	EWU, 2011
2. Anthony Gordon	62	Washington State, 2019
3. Connor Halliday	59	Washington State, 2013
Jared Goff	59	California, 2013
Kevin Feterik	59	BYU, 1999
6. Peyton Bender	58	Washington State, 2015
7. Jared Goff	57	California, 2014
8. Luke Falk	55	Washington State, 2017
9. Major Applewhite	55	Texas, 2001 Holiday Bowl
10. Alex Brink	54	Washington State, 2006

Pass Completions

Name	No.	Opponent
1. Anthony Gordon	48	Washington State, 2019
2. Colt Brennan	42	Hawai'i, 2007
3. Bo Levi Mitchell	39	EWU, 2011
Nick Foles	39	Arizona, 2009
Kevin Feterik	39	BYU, 1999
6. Willie Tuitama	38	Arizona, 2007
7. Luke Falk	37	Washington State, 2017
Major Applewhite	37	Texas, 2001 Holiday Bowl
9. Peyton Bender	36	Washington State, 2015
Sefo Liufau	36	Colorado, 2014

Pass Interceptions Thrown

Name	No.	Opponent
1. George Shaw	7	Oregon, 1952
2. Danny O'Neil	6	Oregon, 1993
Jack Thompson	6	Washington State, 1978
4. Derek Anderson	5	Oregon State, 2002
Gary Kaiser	5	Fresno State, 1979
Steve Endicott	5	Oregon State, 1969
7. Kurt Lasher	4	Arizona State, 1990
Bill Musgrave	4	Oregon, 1989
Timm Rosenbach	4	Washington State, 1987
Doug Downing	4	Purdue, 1987
Brad Muster	4	Stanford, 1985
Sandy Schwab	4	Northwestern, 1984
Craig Fertig	4	USC, 1964
Mike Jones	4	San Jose State, 1958
Joe Kapp	4	California, 1957
Ray Nagel	4	UCLA, 1948

Passing Yards

Name	No.	Opponent
1. Willie Tuitama	510	Arizona, 2007
2. Kevin Feterik	500	BYU, 1999
3. Vernon Adams	475	Eastern Washington, 2014
4. Bo Levi Mitchell	473	Eastern Washington, 2011
Major Applewhite	473	Texas, 2001 Holiday Bowl
6. Jonathan Smith	469	Oregon State, 1998
7. Jason Johnson	443	Arizona, 2002
8. Colt Brennan	442	Hawai'i, 2007
Akili Smith	442	Oregon, 1998
10. Kellen Clemens	425	Oregon, 2005

Passing Touchdowns

Name	No.	Opponent
1. Vernon Adams	7	Eastern Washington, 2014
2. Sam Bradford	5	Oklahoma, 2008
Kyle Boller	5	California, 2002
Jack Thompson	5	Washington State, 1976
Tom O'Connell	5	Illinois, 1952
6. Jayden De Laura	4	Arizona, 2022
Justin Herbert	4	Oregon, 2019
Sean Canfield	4	Oregon State, 2009
Kellen Clemens	4	Oregon, 2005
Joe Ayoob	4	Cal, 2005
Brady Quinn	4	Notre Dame, 2004
Matt Leinart	4	USC, 2003
Carson Palmer	4	USC, 2002
Major Applewhite	4	Texas, 2001 Holiday Bowl
Kyle Boller	4	California, 2001
Wayne Cook	4	UCLA, 1993
Jim Plunkett	4	Stanford, 1970

Passing Yards per Att. (Min. 12 Att.)

Name	Avg. (Nos.)	Opponent
1. Paul Larson	20.00 (12-240)	California, 1953
2. Blane Morgan	16.69 (16-267)	Air Force, 1998 Oahu Bowl
3. Tom O'Connell	15.41 (17-262)	Illinois, 1952
4. Jonathan Smith	14.66 (32-469)	Oregon State, 1998
5. Sam Bradford	14.48 (21-304)	Oklahoma, 2008
6. Cade McNown	13.91 (23-320)	UCLA, 1997
7. Akili Smith	13.81 (32-442)	Oregon, 1998
8. Jimmy Clausen	13.61 (31-422)	Notre Dame, 2009
9. Jonathan Smith	13.08 (24-314)	Oregon State, 2000
10. Matt Leinart	12.10 (29-351)	USC, 2003

Passing Yards per Completion (Min 9 Compl.)

Name	Avg. (Nos.)	Opponent
1. Jonathan Smith	27.6 (17-469)	Oregon State, 1998
2. Billy Hooper	27.1 (9-244)	Baylor, 1954
3. Jonathan Smith	24.1 (13-314)	Oregon State, 2000
4. Paul Larson	24.0 (12-240)	California, 1953
5. Akili Smith	23.3 (19-442)	Oregon, 1998
6. Blane Morgan	22.3 (12-267)	Air Force, 1998 Oahu Bowl
7. Gary Beban	20.6 (14-289)	UCLA, 1967
8. Kyle Boller	20.5 (13-266)	California, 2002
9. Cade McNown	20.0 (16-320)	UCLA, 1997
10. Steve Bartkowski	19.8 (16-316)	California, 1974

Completion Percentage (Min. 10 Compl.)

Name	Pct. (Nos.)	Opponent
1. Troy Winslow	1.000 (11-11)	USC, 1965
2. Rick Neuheisel	.926 (25-27)	UCLA, 1983
3. Taylor Mangum	.857 (18-21)	BYU, 2018
Sam Bradford	.857 (18-21)	Oklahoma, 2008
5. Jayden de Laura	.844 (27-32)	Washington State, 2021
6. Colt Brennan	.840 (42-80)	Hawai'i, 2007
7. Paul Larson	.833 (10-12)	California, 1953
8. Tom O'Connell	.824 (14-17)	Illinois, 1952
9. Matt Scott	.818 (18-22)	Arizona, 2010
Lyle Moevao	.818 (18-22)	Oregon State, 2008

Long Pass

Name	Yards	Opponent
1. Wayne Cook to J.J. Stokes	95 (TD)	UCLA, 1993
2. Zach Maynard to Keenan Allen	90 (TD)	California, 2011
Jonathan Smith to Ronnie Tompkins	90 (TD)	Oregon State, 1998
4. Kellen Clemens to D. Williams	85 (TD)	Oregon, 2003
5. Bill Musgrave to Terry Obee	83 (TD)	Oregon, 1987
6. Bruce Threadgill to Dennis Johnson	81 (TD)	Mississippi State, 1977
7. Matt Moore to Sammie Stroughter	80 (TD)	Oregon State, 2006
Jonathan Smith to Chad Johnson	80 (TD)	Oregon State, 2000
Jonathan Smith to Greg Ainsworth	80 (TD)	Oregon State, 1998
Mark Malone to Chris DeFrance	80 (TD)	Arizona State, 1978
Gary Danielson to Darryl Stingley	80 (TD)	Purdue, 1971
Jim Plunkett to Gene Washington	80 (TD)	Stanford, 1968
Joe Kapp to Hank Olguin	80 (TD)	California, 1957
Jim Powers to Al Cantor	80 (TD)	USC, 1949

Receptions

Name	No.	Opponent
1. Marquise Walker	15	Michigan, 2001
2. Jason Rivers	14	Hawai'i, 2007
3. Nelson Spruce	13	Colorado, 2014
Iheanyi Uwaezuoke	13	California, 1994
5. Max Borghi	12	Washington State, 2019
Cody Hoffman	12	BYU, 2013
Nicholas Edwards	12	EWU, 2011
David Roberts	12	Arizona, 2009
Patrick Turner	12	USC, 2006
Michael Smith	12	Kansas State, 1991
James Lofton	12	Stanford, 1977
Billy Anders	12	Ohio State, 1966

Receiving Yards

Name	No.	Opponent
1. Golden Tate	244	Notre Dame, 2009
2. Tony Hartley	242	Oregon, 1998
3. Sammie Stroughter	223	Oregon State, 2006
4. Ronnie Tompkins	210	Oregon State, 1998
5. Keenan Allen	197	California, 2011
6. Shaun McDonald	194	Arizona State, 2001
7. J.J. Stokes	193	UCLA, 1993
8. James Lofton	192	Stanford, 1977
9. Michael Thomas	190	Southern Miss, 2015 HOD Bowl
10. Chris Jackson	185	Washington State, 1997

Two 100-Yard Receivers in a Game

Names	Yards	Oponent
Cooper Kupp & Sendrick Bourne	145/114	Eastern Washington, 2014
Bralon Addison & Josh Huff	157/107	Oregon, 2013
Brandon Kaufman & Nicholas Edwards	140/108	EWU, 2011
Max Komar & Daniel Hardy	111/103	Idaho, 2009
Jason Rivers & Ryan Grice-Mullen	167/121	Hawai'i, 2007
Mike Williams & Keary Colbert	159/146	USC, 2002
Roy Williams & B.J. Johnson	134/157	Texas, 2001 Holiday Bowl
Tony Hartley Donald Haynes	242/101	Oregon, 1998
Darrin Nelson & Michael Tolliver	136/115	Stanford, 1981
George Freitas & Jesse Thompson	139/113	California, 1977
James Lofton & William Kellar	192/122	Stanford, 1977
Hugh Campbell & Gerald Shaw	178/106	Washington State, 1962
Harlan Lane & George Cheshire	126/119	Baylor, 1965

Three 100-Yard Receivers in a Game

Names	Yards	Oponent
Roddy Tompkins/Tim Alexander/ Greg Ainsworth	210/120/127	Oregon State, 1998

Touchdown Receptions

Name	No.	Oponent
1. Jason Rivers	4	Hawai'i, 2007
J.J. Stokes	4	UCLA, 1993
3. Cooper Kupp	3	Eastern Washington, 2014
Rob Gronkowski	3	Arizona, 2008
Mike Thomas	3	Arizona, 2007
James Jones	3	San Jose State, 2006
Mike Williams	3	USC, 2002
James Lofton	3	Stanford, 1977
Mike Levenseller	3	Washington State, 1976
John Ryan	3	Illinois, 1952

Average per Reception (Min. 4 Rec.)

Name	Avg. (Nos.)	Oponent
1. Jim Walker	38.5 (4-154)	Oregon, 1974
2. Danny Farmer	33.5 (4-134)	UCLA, 1998
John Marshall	33.5 (4-134)	Washington State, 1984
4. Emile Harry	32.2 (5-161)	Stanford, 1984
5. Sammie Stroughter	31.9 (7-223)	Oregon State, 2006
6. Geoff McArthur	30.0 (6-180)	California, 2003
7. Shelton Diggs	29.5 (4-118)	USC, 1976
8. Terrence Toliver	29.3 (4-117)	LSU, 2009
Tim Krause	29.3 (4-117)	Washington State, 1973
10. Chris DeFrance	28.6 (5-143)	Arizona State, 1978

Long Reception

Name	Yards	Oponent
1. J.J. Stokes	95 (TD)	UCLA, 1993
2. Keenan Allen	90 (TD)	California, 2011
Roddie Tompkins	90 (TD)	Oregon State, 1998
4. Demetrious Williams	85 (TD)	Oregon, 2003
5. Terry Obee	83 (TD)	Oregon, 2004
6. Dennis Johnson	81 (TD)	Mississippi State, 1977
7. Sammie Stroughter	80 (TD)	Oregon State, 2006
Chad Johnson	80 (TD)	Oregon State, 2000
Greg Ainsworth	80 (TD)	Oregon State, 1998
Chris DeFrance	80 (TD)	Arizona State, 1978
Darryl Stingley	80 (TD)	Purdue, 1971
Gene Washington	80 (TD)	Stanford, 1968
Hank Olguin	80 (TD)	California, 1957
Al Cantor	80 (TD)	USC, 1949

Total Offense

Name	Yards	Oponent
1. Willie Tuitama	517	Arizona, 2007
2. Kevin Feterik	493	BYU, 1999
3. Vernon Adams	491	Eastern Washington, 2014
4. Major Applewhite	476	Texas, 2001 Holiday Bowl
5. Bo Levi Mitchell	469	EWU, 2011
6. Jonathan Smith	459	Oregon State, 1998
7. Akili Smith	456	Oregon, 1998
8. Marcus Mariota	454	Oregon, 2013
9. Jayden De Laura	441	Arizona, 2022
10. Colt Brennan	433	Hawai'i, 2007

Total Offensive Attempts

Name	No.	Oponent
1. Taysom Hill	79	BYU, 2013
2. Bo Levi Mitchell	71	EWU, 2011
3. Anthony Gordon	70	Washington State, 2019
4. Connor Halliday	69	Washington State, 2013
5. Kevin Feterik	65	BYU, 1999
6. Luke Falk	63	Washington State, 2017
7. Vernon Adams	63	Eastern Washington, 2014
Jared Goff	63	California, 2013
Alex Brink	63	Washington State, 2006
10. Dan Fouts	62	Oregon, 1972

Interceptions (Defensive)

Name	No.	Oponent
1. Artimus Parker	3	USC, 1973
Harold Stingert	3	Hawai'i, 1973
Eric Johnson	3	Washington State, 1972
Benny Barnes	3	Stanford, 1971
Dave Graham	3	Oregon State, 1970
Ray Youngblood	3	California, 1970

Interception Yards

Name	No.	Oponent
1. Antuan Simmons	119	USC, 1998
2. Lyle Blackwood	102	Texas Christian, 1971
3. Reggie Torres	99	Hawai'i, 2011
4. Kenny Wheaton	97	Oregon, 1994
5. Gale Weidner	94	Colorado, 1959
6. Robert Golden	91	Arizona, 2011
7. Lynnden Brown	89	Arizona, 1984
8. Bruce Hake	88	Oregon State, 1959
9. Lyle Blackwood	83	Texas Christian, 1971
10. Brad McLee	80	Michigan State, 1970

Avg. per Interception Return (Min. 2)

Name	Avg. (Nos.)	Oponent
1. Antuan Simmons	59.5 (2-119)	USC, 1998
2. Lyle Blackwood	52.0 (2-104)	Texas Christian, 1971
3. Lynnden Brown	44.5 (2-89)	Arizona, 1984
4. Brad McLee	43.5 (2-87)	Michigan State, 1970
5. Dennis Downey	34.0 (2-68)	Oregon State, 1973
6. Eddie Pleasant	32.5 (2-65)	Oregon State, 2011
7. Mark Moore	32.0 (2-64)	Oklahoma State, 1985
8. Artimus Parker	30.5 (2-61)	USC, 1971
9. Ricky Johnson	26.5 (2-53)	USC, 1979
10. Patrick Thomas	24.5 (2-49)	Texas A&M, 1974

Long Interception Return

Name	Yards	Oponent
1. Reggie Torres	99 (TD)	Hawai'i, 2011
2. Willie Osley	98 (TD)	Illinois, 1971
3. Kenny Wheaton	97 (TD)	Oregon, 1994
4. Gale Weidner	94 (TD)	Colorado, 1959
5. Robert Golden	91 (TD)	Arizona, 2011
6. Antuan Simmons	90 (TD)	USC, 1998
7. Lynnden Brown	89 (TD)	Arizona, 1984
8. Bruce Hake	88 (TD)	Oregon State, 1959
9. Lyle Blackwood	83	Texas Christian, 1971
10. Brad McLee	80 (TD)	Michigan State, 1970

Longest Interception Return for Touchdowns

Name	No.	Oponent
1. Reggie Torres	99 (TD)	Hawai'i, 2011
2. Willie Osley	98 (TD)	Illinois, 1971
3. Kenny Wheaton	97 (TD)	Oregon, 1994
4. Gale Weidner	94 (TD)	Colorado, 1959
5. Robert Golden	91 (TD)	Arizona, 2011
6. Antuan Simmons	90 (TD)	USC, 1998
7. Lynnden Brown	89 (TD)	Arizona, 1984
8. Bruce Hake	88 (TD)	Oregon State, 1959
9. Brad McLee	80 (TD)	Michigan State, 1970
10. Allen Rossum	76 (TD)	Notre Dame, 1995

Interceptions for Touchdowns

Name	No.	Opponent
1. Antuan Simmons	2	USC, 1998

Fumble Returns for Touchdowns

Name	No.	Opponent
1. Jon Rocquemore	97 (TD)	Utah State, 2015
2. Tom Berry	78 (TD)	Oregon State, 1955
3. Gianni Paul	54 (TD)	Utah, 2015
4. Osa Odighizuwa	51 (TD)	UCLA, 2017
5. Ben Kelly	38 (TD)	Colorado, 1999
6. Darius Allensworth	37 (TD)	California, 2017
7. John Klotsche	34 (TD)	California, 2000
8. Wiley Fontenot	33 (TD)	Oregon, 2004
9. Cameron Jordan	21 (TD)	California, 2010
10. Gilbert Gardner	19 (TD)	Purdue, 2002 Sun Bowl

Punts

Name	No.	Opponent
1. Nick Murphy	12	Arizona State, 2000
Steve Rausch	12	Arizona State, 1992
Jeff West	12	Cincinnati, 1973
4. Matt Haack	11	Arizona State, 2015
Brian Borders	11	Toledo, 1991
Eric Negrey	11	San Jose State, 1990
Tom Gandsey	11	California, 1984
Mike Ahr	11	California, 1981
Mike Hubach	11	Kansas, 1978
Kent Marshall	11	Texas Christian, 1971
Hank Grenda	11	Washington State, 1968

Punting Yards

Name	No.	Opponent
1. Jeff West	529	Cincinnati, 1973
2. Nick Murphy	514	Arizona State, 2000
3. Matt Haack	507	Matt Haack, 2015
4. Steve Rausch	502	Arizona State, 1992
5. Hank Grenda	458	Washington State, 1968
6. Harry Anderson	441	USC, 1949
7. Cole Leininger	428	California, 2013
8. Eric Negrey	425	San Jose State, 1990
9. Tom Gandsey	418	California, 1984
10. Brian Borders	414	Toledo, 1991

Average per Punt (Min. 3)

Name	Avg. (Nos.)	Opponent
1. Bryce Baringer	56.3 (3-169)	Michigan State, 2022
2. Kyle Ostendorp	56.2 (5-281)	Arizona, 2021
3. Mitch Wishnowsky	53.7 (6-322)	Utah, 2016
4. Luke Loecher	53.2 (4-213)	Oregon State, 2021
5. Erik Powell	53.0 (4-212)	Washington State, 2017
6. Aaron Perez	52.7 (3-158)	UCLA, 2007
7. Aaron Mills	52.3 (3-157)	Stanford, 1994
8. James Ferguson-Reynolds	52.1 (7-365)	Boise State, 2023
9. Monte Robbins	52.0 (3-156)	Michigan, 1984
10. Rob Myers	51.8 (4-207)	Washington State, 1989

Long Punt

Name	Yds.	Opponent
1. Scott Tabor	78	California, 1986
2. Rob Myers	74	Washington State, 1989
3. Glenn Harper	72	Washington State, 1983
4. Craig Schiller	70	Arizona, 1983
5. Kyle Ostendorp	69	Arizona, 2023
Josh Bidwell	69	Oregon, 1998
7. Kyle Ostendorp	68	Arizona, 2021
8. Erik Powell	68	Washington State, 2016
Josh Miller	68	Arizona, 1992
Mike Stigge	68	Nebraska, 1991

Punts Had Blocked

Name	No.	Opponent
1. James Lofton	2	Stanford, 1975

Kickoff Returns

Name	No.	Opponent
1. Victor Bolden	12	Oregon State, 2013
2. Ryan Severson	8	Colorado, 2013
3. Malcolm Marable	7	Oregon State, 2014
Lavelle Hawkins	7	California, 2007
Dwayne Owens	7	Oregon State, 1992
Gerald Benton	7	Kansas State, 1991
Derek Loville	7	Oregon, 1986
7. Mike Edwards	6	Hawai'i, 2011
Isi Sofele	6	California, 2009
Theo Riddick	6	Notre Dame, 2009
Mike Thomas	6	Arizona, 2007
Max Suter	6	Syracuse, 2007
Morris Letcher	6	East Carolina, 1993
Marcus Goodwin	6	Toledo, 1991
Darrin Greer	6	California, 1989
Tyran Wright	6	California, 1981
Floyd Eddings	6	California, 1977
Otis Armstrong	6	Purdue, 1971

Kickoff Return Yards

Name	No.	Opponent
1. Victor Bolden	305	Oregon State, 2013
2. Ty Montgomery	204	Stanford, 2013
3. Max Suter	178	Syracuse, 2007
4. Mike Thomas	173	Arizona, 2007
5. Ryan Severson	171	Colorado, 2013
6. Dwayne Owens	169	Oregon State, 1992
7. Mike Edwards	163	Hawai'i, 2011
Robert Woods	163	USC, 2010
9. Otis Armstrong	156	Purdue, 1971
10. Robert Parker	155	BYU, 1986
Lavelle Hawkins	150	California, 2007

Kickoff Return Average (Minimum 3 Returns)

Name	Avg. (Nos.)	Opponent
1. Ty Montgomery	54.0 (4-204)	Stanford, 2013
2. Ameer Abdullah	43.0 (3-129)	Nebraska, 2011
3. Matt Slater	42.3 (3-127)	UCLA, 2007
4. Ray Anderson	42.3 (3-127)	Stanford, 1974
5. Freddie Pouncy	42.0 (3-126)	Texas Christian, 1971
6. Greg Johnson	41.3 (3-124)	Washington State, 1972
7. Kevin Scott	40.3 (3-121)	Stanford, 1988
8. Ryan Roques	40.0 (3-120)	UCLA, 1998
9. Emmett Mosley	34.7 (3-104)	Notre Dame, 1995
10. Glyn Milburn	33.3 (3-100)	Stanford, 1991

Longest Kickoff Return

Name	Yards	Opponent
1. Ty Montgomery	99 (TD)	Stanford, 2013
2. Victor Bolden	98 (TD)	Oregon State, 2013
Ben Kelly	98 (TD)	Colorado, 1999
4. Aramis Dandoy	95 (TD)	USC, 1954
5. Freddie Pouncy	94 (TD)	Texas Christian, 1971
6. Chris Owusu	91 (TD)	Stanford, 2009
7. Pat Johnson	89 (TD)	Oregon, 1995
8. Marqise Lee	88 (TD)	USC, 2011
9. Bralon Addison	87	Oregon, 2015
Ray Anderson	87	Stanford, 1974

Kickoff Return for Touchdowns

Name	No.	Opponent
1. Ty Montgomery	99 (TD)	Stanford, 2013
2. Victor Bolden	98 (TD)	Oregon State, 2013
Ben Kelly	98 (TD)	Colorado, 1999
4. Aramis Dandoy	95 (TD)	USC, 1954
5. Robert Parker	94 (TD)	BYU, 1986
6. Freddie Pouncy	94 (TD)	Texas Christian, 1971
7. Chris Owusu	91 (TD)	Stanford, 2009
8. Pat Johnson	89 (TD)	Oregon, 1995
9. Marqise Lee	88 (TD)	USC, 2011
10. Matt Slater	85 (TD)	UCLA, 2007

Punt Returns

Name	No. (Yds)	Opponent
1. Justin Taplin	10 (58)	Arizona State, 2000
2. Eddie Thomas	8 (51)	San Jose State, 1990
3. Eric Scott	7 (64)	UCLA, 1997
Ronnie Hoots	7 (82)	Duke, 1972
5. Michael Fletcher	6 (15)	Oregon, 1998
David Marrero	6 (26)	Stanford, 2004
Deltha O'Neal	6 (36)	California, 1998
Lew Barnes	6 (30)	Oregon, 1984
Jim Lilly	6 (78)	Oregon State, 1971

Punt Return Yards

Name	Yards	Opponent
1. Steve Donnelly	130	Oregon, 1973
2. Cliff Harris	127	Oregon, 2010
3. Willie Shelby	106	Alabama, 1974
4. Ryan Roques	91	UCLA, 1998
5. Warren Harvey	85	Syracuse, 1977
6. Reggie Bush	84	USC, 2005
7. Ronnie Hoots	82	Duke, 1972
8. Donald Sutherin	81	Ohio State, 1957
9. Terrence Austin	80	UCLA, 2006
10. Vincent White	79	Stanford, 1982

Average per Punt Return (Min. 3)

Name	Avg. (Nos.)	Opponent
1. Cliff Harris	31.2 (4-127)	Oregon, 2010
2. Ryan Roques	30.3 (3-91)	UCLA, 1998
3. Warren Harvey	28.3 (3-85)	Syracuse, 1977
4. Willie Shelby	26.5 (4-106)	Alabama, 1974
5. Steve Donnelly	26.0 (5-130)	Oregon, 1973
6. Alan Grant	25.6 (3-77)	Stanford, 1987
7. Craig Bragg	21.0 (3-63)	UCLA, 2002
Napoleon McCallum	21.0 (3-63)	Navy, 1983
Mike Gow	21.0 (3-63)	Illinois, 1972
10. Julius Curry	19.5 (4-78)	Michigan, 2001

Longest Punt Returns

Name	Yards	Opponent
1. Reggie Bush	84 (TD)	USC, 2005
Willie Shelby	84 (TD)	Alabama, 1974
3. Donald Sutherin	81 (TD)	Ohio State, 1957
4. Cliff Harris	79	Oregon, 2010
5. Terrence Austin	79	UCLA, 2006
6. Steve Donnelly	78 (TD)	Oregon, 1973
7. Ryan Roques	77 (TD)	UCLA, 1998
8. Vincent White	76 (TD)	Stanford, 1982
9. Reggie Brown	72	Oregon, 1981
10. Aramis Dandoy	70 (TD)	USC, 1953

Punt Returns for Touchdowns

Name	No.	Opponent
1. Reggie Bush	84 (TD)	USC, 2005
Willie Shelby	84 (TD)	Alabama, 1974
3. Donald Sutherin	81 (TD)	Ohio State, 1957
4. Steve Donnelly	78 (TD)	Oregon, 1973
5. Ryan Roques	77 (TD)	UCLA, 1998
6. Vincent White	76 (TD)	Stanford, 1982
7. Aramis Dandoy	70 (TD)	USC, 1953
8. Alan Grant	69 (TD)	Stanford, 1987
9. Robert Wade	60 (TD)	Arizona, 2000
10. Ronald Cook	59 (TD)	Stanford, 1953
		Independence Bowl

Kick Returns

Total Kick Returns

(Punts and Kickoffs Combined)

Name	No.	Opponent
1. Victor Bolden	12	Oregon State, 2013
2. Justin Taplin	11	Arizona State, 2000
3. Eddie Thomas	9	San Jose State, 1990
4. Ryan Severson	8	Colorado, 2013
Troy Slade	8	Duke, 1973
6. Malcolm Marable	7	Oregon State, 2014
Robert Nelson	7	Arizona State, 2013
Lavelle Hawkins	7	California, 2007
Syndric Steptoe	7	Arizona, 2004
Sammy Moore	7	Washington State, 2003
Deltha O'Neal	7	California, 1999
Michael Fletcher	7	Oregon, 1998
Jim Lilly	7	Oregon State, 1972
Ron Carver	7	UCLA, 1971

Total Kick Return Yards

(Punts and Kickoffs Combined)

Name	No.	Opponent
1. Victor Bolden	305	Oregon State, 2013
2. Ryan Roques	211	UCLA, 1998
3. Ty Montgomery	204	Stanford, 2013
4. Cliff Harris	179	Oregon, 2010
5. Max Suter	178	Syracuse, 2007
6. Mike Thomas	173	Arizona, 2007
7. Ryan Severson	171	Colorado, 2013
8. Mike Edwards	163	Hawai'i, 2011
Robert Woods	163	USC, 2010
10. Troy Slade	157	Duke, 1973

Field Goals

Field Goal Attempts

Name	No.	Opponent
1. Alexis Serna	6	Oregon State, 2005
2. Dean Janikowski	5	Washington State, 2021
Nick Tausch	5	Notre Dame, 2009
Alexis Serna	5	Oregon State, 2007
Loren Langley	5	Washington State, 2005
Alexis Serna	5	Oregon State, 2004
Drew Dunning	5	UCLA, 2002
Chris Sailer	5	UCLA, 1998
Doug Brien	5	California, 1993
Chuck Diedrick	5	Washington State, 1975

Field Goals Made

Name	No.	Opponent
1. Alexis Serna	6	Oregon State, 2005
2. Nick Tausch	5	Notre Dame, 2009
Alexis Serna	5	Oregon State, 2007
Alexis Serna	5	Oregon State, 2004
Chris Sailer	5	UCLA, 1998
6. Dean Janikowski	4	Washington State, 2021
Zane Gonzalez	4	Arizona State, 20113
Alex Zendejas	4	Arizona, 2009
Mario Danelo	4	USC, 2006
Drew Dunning	4	Washington State, 2003
Drew Dunning	4	Washington State, 2002
Dane Prewitt	4	Miami, 1994
John Hopkins	4	Stanford, 1988
Tony Bussanich	4	Oregon State, 1987
Tony Zendejas	4	Arizona State, 1981
Paul Rogind	4	Minnesota, 1977

Long Field Goals

Name	Distance	Opponent
1. Kenneth Naber	60	Stanford, 1977
2. Tommy Thompson	56	Oregon, 1992
Paul Watson	56	Washington State, 1977
4. Alex Serna	55	Oregon State, 2004
Robbie Keen	55	California, 1988
Paul Watson	55	Washington State, 1977
7. Jake Oldroyd	54	BYU, 2019
Tony Zendejas	54	Arizona, 1983
9. Carter Brown	53	Arizona State, 2022
Matt Gay	53	Utah, 2018
Anders Carlson	53	Auburn, 2018
Giorgio Tavecchio	53	California, 2010
Kirk Dennis	53	Oregon, 1987

PAT Attempts

Name	No.	Opponent
1. Todd Sievers	9	Miami, 2001
2. Jordan Williamson	8	Stanford, 2011
Alex Henery	8	Nebraska, 2010
David Buehler	8	USC, 2008
Jimmy Stevens	8	Oklahoma, 2008
Tom Schneider	8	Cal, 2005
7. Roland Alcobendas	7	Eastern Washington, 2014
Matt Evensen	7	Oregon, 2007
Mario Danelo	7	USC, 2005
Ryan Cesca	7	Oregon State, 2001
Chris Sailer	7	UCLA, 1997
Zenon Andrusyshyn	7	UCLA, 1969

PATs Made

Name	No.	Opponent
1. Todd Sievers	9	Miami, 2001
2. Jordan Williamson	8	Stanford, 2011
Alex Henery	8	Nebraska, 2010
David Buehler	8	USC, 2008
Tom Schneider	8	Cal, 2005
6. Roland Alcobendas	7	Eastern Washington, 2014
Jimmy Stevens	7	Oklahoma, 2008
Matt Evensen	7	Oregon, 2007
Ryan Cesca	7	Oregon State, 2001
Chris Sailer	7	UCLA, 1997
Zenon Andrusyshyn	6	UCLA, 1969

Tackles

Total Tackles

Name	No.	Opponent
1. Jacob Malae	24	San Jose State, 1996
Steve Rennie	24	Oregon, 1971
Larry Tollstam	24	Air Force, 1964
4. Ray Lewis	22	Miami, 1994
Gary Wimmer	22	Stanford, 1981
Rick Schavietello	22	Purdue, 1971
Andrew Carrigan	22	Stanford, 1967
Chris Spielman	22	Ohio State, 1986
9. Marcus Bell	21	Arizona, 1998
Ricky Young	21	Oklahoma State, 1980
Gordon Ceresino	21	Stanford, 1978
Bruce Beekley	21	Oregon, 1977
Gordon Ceresino	21	Stanford, 1976
Phil Croyle	21	California, 1969

Solo Tackles

Name	No.	Opponent
1. Steve Rennie	19	Oregon, 1971
2. Gordon Ceresino	17	Stanford, 1976
3. Steve Brown	16	Oregon State, 1972
Rick Schavietello	16	Purdue, 1971
5. Frank Manumaleuna	15	San Jose State, 1977
Bob Horn	15	Oregon State, 1975
7. Evan Weaver	14	California, 2019
Gary Wimmer	14	Stanford, 1981
Randy Pickering	14	Washington State, 1971
10. Thoams DeCoud	13	California, 2007
Greg Marshall	13	Oregon State, 1976
Larry Tollstam	13	Air Force, 1964

Tackles for Loss

Name	No.	Opponent
1. Terrell Suggs	6.5	Arizona State, 2002
2. Larry Foote	6	Michigan, 2001
3. Jorge Cordova	5	Nevada, 2003
Darren Howard	5	Kansas St., 1999 Holiday Bowl
Rob Morris	5	BYU, 1998
Rod Martin	5	USC, 1976
7. Mo Diallo	4	Arizona, 2021
Antonio Longino	4	Arizona State, 2015
Solomon Bates	4	Arizona State, 2000
William Joseph	4	Miami, 2000
Adam Archuleta	4	Arizona State, 1999
Sekou Sanyika	4	California, 1998
Byron Frisch	4	BYU, 1998
Renaldo Wynn	4	Notre Dame, 1996
Bert Berry	4	Notre Dame, 1996
Ron Childs	4	Washington State, 1994
Marvcus Patton	4	UCLA, 1989
Gary DeNiro	4	Alabama, 1978

Sacks

Name	No.	Opponent
1. Jorge Cordova	5	Nevada, 2003
Darren Howard	5	Kansas St., 1999 Holiday Bowl
3. Terrell Suggs	4	Arizona State, 2002
Garin Veris	4	Stanford, 1982
5. Aidan Hutchinson	3.5	Michigan, 2021
6. Peter Kalambayi	3	Stanford, 2014
Bert Berry	3	Notre Dame, 1996
Shante Carver	3	Arizona State, 1990
Marvcus Patton	3	UCLA, 1989

Fumble Recoveries

Name	No.	Opponent
1. Glenn Nardi	3	Navy, 1970

Blocked Punts

Name	No.	Opponent
1. Terry Debay	2	UCLA, 1953

Blocked Kicks

Name	No.	Opponent
1. Chris Barry	2 (FG)	Nevada, 2003
Stuart Kellner	2 (FG)	Stanford, 1968
John Chapple	2	Stanford, 1964

Washington Husky All-Americans

Washington's Consensus All-Americans

Washington has had 23 players recognized as consensus All-Americans (i.e. the players who were accorded a majority of votes at their respective positions by the selectors). Currently, to be named a unanimous All-American a player must be a first-team selection by the following parties: Associated Press, Football Coaches, Football Writers, Football News, The Sporting News and the Walter Camp Football Foundation.

1925 – George Wilson, B	1986 – Reggie Rogers, DL
1928 – Chuck Carroll, B	1991 – Steve Emtman, DL *
1936 – Max Starceovich, G	1991 – Mario Bailey, WR
1940 – Rudy Mucha, C	1992 – Lincoln Kennedy, OL *
1941 – Ray Frankowski, G	1995 – Lawyer Milloy, DB *
1963 – Rick Redman, G	1996 – Benji Olson, OL
1964 – Rick Redman, G	1997 – Olin Kreutz, OL
1966 – Tom Greenlee, DT	2002 – Reggie Williams, WR
1968 – Al Worley, DB	2014 – Hau'oli Kikaha, LB*
1982 – Chuck Nelson, PK *	2016 – Budda Baker, DB
1984 – Ron Holmes, DL	2017 – Dante Pettis, RS
1986 – Jeff Jaeger, PK	2023 – Rome Odunze, WR

*Unanimous selection

1910	WCF								
Polly Grimm, t	3								
1916	PP	WCF							
Louis Seagraves, e	1	3							
1919	WCF								
Bill Grimm, t	2								
1923	AP								
George Wilson, hb	HM								
Elmer Tesreau	HM								
1924	AP								
George Wilson, hb	2								
1925	AP	COL	AA	INS	FW				
*George Wilson, hb	1	1	1	1	1				
1928	AP	UP	RWJ	AA					
*Chuck Carroll, hb	1	1	1	1					
1929	UP								
Merle Hufford, hb	1								
1930	AP	UP	PW						
Paul Schweger, t	1	1	1						
1931	AP	COL							
Paul Schweger, t	1	1							
1932	COL	LIB							
Dave Nisbet, e	1	1							
1933	AA	LIB							
Bill Smith, e	1	1							
1936	AP	AA	COL	INS	UP	LIB			
Jim Cain, hb						1			
*Max Starceovich, g	1	1	1	1	1				
Vic Markov, t	HM								
1937	AP	WCF	LIB	INS	COL				
Vic Markov, t	2	1	1	1	1				
1938	PW								
Bud Ericksen, c	HM								
1940	AA	COL	UP	NEA	NW	LIB	TSN		
Jay MacDowell, e				1					
Ray Frankowski, g						1			
*Rudy Mucha, c	1	1	1		1		1		
1941	AA	COL	UP	NEA	NW	LIB	TSN		
*Ray Frankowski, g	1		1	1	1				
1946	AP								
Dick Hagen, e	2								

1948	AP	UPI								
Mike Scanlan	HM									
Alf Hemsted, g	HM	HM								
1949	AP									
Joe Clويد, e	HM									
1950	AP	FW								
Dick Sprague, db		1								
Don Heinrich, qb	1									
1951	AP	NEA	UPI							
Hugh McElhenny, fb	1	1	3							
1952	AP	UPI								
Don Heinrich, qb	1	3								
1953	AP	UPI	FW							
Milt Bohart, g	2	2	1							
1957	UPI	FC	HP							
Jim Jones, fb	HM	HM	2							
Dick Day, t	HM									
Marv Bergmann, c	HM									
1959	AP	UPI	HP							
Bob Schloretd, qb	1		2							
Chuck Allen, g	HM	HM								
Kurt Gegner, t	HM	HM								
Roy McKasson, c	HM									
1960		AP	FW	FC	NEA	ABC				
Roy McKasson, c		1	1	1	1	1			1	
Kurt Gegner, t									1	
1961		UPI	ABC							
John Meyers, e		HM								
Charlie Mitchell, hb		HM	2							
Jim Skaggs, c		HM								
1962		AP	UPI	FC	PB					
Rick Redman, lb/g		HM	HM							
Lee Bernhardt, fb		HM								
Charlie Mitchell, hb		HM	HM		1					
Ray Mansfield, c		3	HM	2						
Junior Coffey, fb		HM	HM							
Rod Scheyer, t		HM	HM							
1963		AP	UPI	FW	FC	NEA	CBS			
Rick Redman, lb/g		3	1	1	1	1	1			
Mike Briggs, t		HM	HM							
Junior Coffey, fb		HM	HM				2			
Bill Douglas, qb							3			
Dave Kopay, hb		HM								
Jim Norton, dt			HM							
1964		AP	UPI	FW	FC	NEA	NBC	HF	CP	FD
Rick Redman, lb/g		HM	1	1	1	3		1	1	1
Junior Coffey, fb			HM				1			
Jim Norton, dt		HM	HM							
1965		AP	UPI							
Dave Williams, e		2	HM							
Fred Forsberg, dt		HM	HM							
Tom Greenlee, db		HM								
1966		AP	UPI	FC	FD					
*Tom Greenlee, db		1	1	1	1					
Mike Ryan, og		HM								
Bob Pederson, db		HM	HM							
Steve Thompson, dt		HM								
George Jugum, lb		HM								
Dave Williams, e		HM								
1968		AP	UPI	FC	FN	SN	CP			
*Al Worley, db		1	1	1	1	2	1			

Year	AP	UPI	WCF	SN	FN	NEA	FW	FC	PB	GN
2001										
Larry Triplett, dt	2			3	1					
2002										
Reggie Williams, wr	1	2	1	4	1	1				
2010										
Mason Foster, lb	3	HM	1	1						
2012										
Austin Seferian-Jenkins, te	3	HM	3	3						
Desmond Trufant, cb					2					
2013										
Bishop Sankey, rb	2	2	3	2	2					
Austin Seferian-Jenkins, te	3	HM								
2014										
Hau'oli Kikaha, lb*	1	1	1	1	1	1	2	1	1	2
Shaq Thompson, lb	1		2	1	1	1	1	1	1	1
Danny Shelton, dl	1		1	2	2	1	2	1		HM
2015										
Dante Pettis, pr	2									
2016										
Budda Baker, s*	2	2	1	1	2	2	2	1	1	1
John Ross, wr	2		2	2	2	2		1	2	1
Sidney Jones, cb		2				2				1
Trey Adams, ot		2								
Elijah Qualls, dl										2
2017										
Dante Pettis, rs*	2	1	1	1	1	1	1	1	1	1
Vita Vea, dt	3				2	2	2		2	
2018										
Ben Burr-Kirven, lb	1	2	1	2	2	2	HM	2	1	2
Taylor Rapp, db	2		2	1	1	2		1	2	1
Byron Murphy, db	2		2	2	1	2				2
2019										
Hunter Bryant, te	2					HM			1	
Nick Harris, c							2			
Elijah Molden, db							2			
2020										
Elijah Molden, db							2			HM
Cade Otton, te										HM
Zion Tupuola-Fetui, olb	3		2					2		4
Edefuan Ulofoshio, lb						HM				HM
2022										
Bralen Trice, edge			2			HM				HM
Rome Odunze, wr	3					3				4
Jaxson Kirkland, ol	3					3				HM
Michael Penix Jr., qb						HM				HM
2022										
Rome Odunze, wr	1	2	1	1	2	2	1	1	1	1
Michael Penix Jr., qb	2	2	2	2	1			3	2	2
Bralen Trice, edge	3					1	HM			HM
Troy Fautanu, ol	3	2	2							3
Edefuan Ulofoshio, lb	3					2				3

Key to Abbreviations (* = Consensus All-American)
AA — All-America Board ATH — TheAthletic.com ATL — Athlon's
AP — Associated Press BR — Bleacher Report
CBS — CBS Sports CFM — College Football Madness
CFN — Collegefootballnews.com CFT — College Football Network CNN — CNN/Sports Illustrated
COL — Collier's Magazine (Walter Camp to 1925; Grantland Rice 1925-47; AFCA 1948-56)
CP — Central Press (1963-70 only) CS — College Sports Magazine
ESPN — ESPN.com FBW — Football World Magazine
FC — American Football Coaches Association/AFCA (in Collier's 1948-56)
FD — Football Digest FN — Football News
FW — Football Writers' Association/FWAA (in Look Magazine, 1946-71)
FOX — FOXSports.com GN — Gannett News Service
HF — Helms Foundation HP — Hearst Newspapers
INS — International News Service (merged with United Press in 1958)
L — Look Magazine (Football Writers' Association selections from 1946)
LIB — Liberty Magazine M — Frank Menke
NA — North American Newspaper Alliance NBC — NBC Sports
NEA — Newspaper Enterprise Association NW — Newsweek Magazine O3 — On3.com
PB — Playboy Magazine (preseason selection) PP — Paul Purman
PS — Phil Steele
PW — Pop Warner All-America Team RIV — rivals.com
RWJ — Knute Rockne, Pop Warner, Howard Jones All-America Team
SB — SB Nation SC — scout.com (FoxSportsNext.com)
SH — Scripps Howard News Service SN — The Sporting News
T — Time Magazine (unofficial) UP — United Press (merged with INS in 1958)
USA — USA Today
UPI — United Press International (merger of INS and UP in 1958)
WCF — Walter Camp Football Foundation

ACADEMIC AWARDS

Academic All-Americans

1955 — Jim Houston, 1st team
1959 — Mike Crawford, 1st team
1960 — Bob Hivner, 1st team
1963 — Mike Briggs, 1st team
1965 — Steve Bramwell, 1st team
Ron Medved, 2nd team
1966 — Mike Ryan, 1st team
Cliff Coker, 3rd team
1967 — Don Martin, 2nd team
1970 — Bob Lovlien, 2nd team
1971 — Dick Galuska, 2nd team
1972 — Steve Wiezbowski, 2nd team
1979 — Bruce Harrell, 1st team
1981 — Mark Jerue, 1st team
Chuck Nelson, 1st team
Mark Stewart, District 9
1982 — Chuck Nelson, 1st team
Mark Stewart, 2nd team
1985 — Hugh Millen, District VIII
David Rill, District VIII
1986 — David Rill, 1st team
1987 — David Rill, 1st team
1989 — Ed Cunningham, District VIII
1990 — Ed Cunningham, 2nd team
1991 — Ed Cunningham, 1st team
1993 — Jim Nevelle, District VIII
1994 — Eric Bjornson, 2nd team
1995 — John Fiala, District VIII
Stephen Hoffmann, District VIII
Damon Huard, District VIII
Dave Janoski, District VIII
1996 — Nigel Burton, District VIII
John Fiala, District VIII
Dave Janoski, 2nd team
1997 — Nigel Burton, District VIII
Aaron Dalan, District VIII
Brock Huard, District VIII
1998 — Nigel Burton, District VIII
Tony Coats, District VIII
Aaron Dalan, District VIII
Brock Huard, District VIII
1999 — Ryan Fleming, District VIII
Chris Juergens, District VIII
2000 — Ryan Fleming, District VIII
2001 — Kyle Benn, District VIII
2014 — Danny Shelton, 1st team
Hau'oli Kikaha, District VIII
2015 — Sidney Jones, District VIII
2016 — Jake Browning, District VIII
Ben Burr-Kirven, District VIII
Jake Eldrenkamp, District VIII
2017 — Ben Burr-Kirven, District VIII
Taylor Rapp, District VIII

2018 — Ben Burr-Kirven, 2nd team
Tevis Bartlett, District VIII
Levi Onwuzurike, District VIII
Taylor Rapp, District VIII
2019 — Salvon Ahmed, District VIII
Elijah Molden, District VIII
2021 — Jaxson Kirkland, District VIII
Jackson Sirmon, District VIII
Asa Turner, District VIII
2022 — Devin Culp, District VIII
Rome Odunze, District VIII
2023 — Rome Odunze, 1st team*
Carson Bruener, District VIII
Devin Culp, District VIII
Drew Fowler, District VIII
Elijah Jackson, District VIII
Will Nixon, District VIII

*Academic All-America Team Member of the Year

National Football Foundation Scholar-Athlete Award

(Originated in 1959)

Year	Player, Pos.
1960	Barry Bullard, t
1963	Mike Briggs, t
1964	Bill Douglas, qb
1966	Mike Ryan, og
1972	Bill Cahill, cb
1979	Bruce Harrell, lb
1984	Dan Eernisse, c
1985	Hugh Millen, qb
1987	David Rill, ilb
1993	Jim Nevelle, c

NCAA Post-Graduate Scholarship

Year	Name
1965	Bil Douglas
1967	Mike Ryan
1972	Jim Krieg
1973	John Brady
1977	Scott Phillips
1978	Blair Bush
1980	Bruce Harrell
1982	Mark Jerue
1983	Chuck Nelson
1983	Mark Stewart
1988	David Rill
1992	Ed Cunningham
1997	Dave Janoski
1999	Nigel Burton
2001	Marques Tuiaosopo

Husky Awards & Honors

National Football Foundation College Football Hall of Fame

Played	Player, Pos. (Inducted)
1923-25	George Wilson, hb (1951)
1926-28	Chuck Carroll, hb (1964)
1929-31	Paul Schwegler, t (1967)
1935-37	Vic Markov, t (1976)
1949-51	Hugh McElhenny, hb (1981)
1949, 50, 52	Don Heinrich, qb (1987)
1958-60	Bob Schloredt, qb (1989)
1934-36	Max Starceovich, og (1990)
1962-64	Rick Redman, g (1995)
1947-49	Don Coryell, hb (1999)
1989-91	Steve Emtman, dt (2007)
1989-92	Lincoln Kennedy, ot (2015)
Coached	Coach (Inducted)
1908-16	Gilmour Dobie (1951)
1930-41	James Phelan (1973)
1956	Darrell Royal (1983)
1975-92	Don James (1997)

Defensive Linemen

Bralen Trice, 2022, 2023
Jeremiah Martin, 2022
Zion Tupuola-Fetui, 2020
Levi Onwuzurike, 2019
Greg Gaines, 2018
Vita Vea, 2017
Elijah Qualls, 2016
Danny Shelton, 2014
Larry Tripplett, 2001, 2000
Jabari Issa, 1998
Jason Chorak, 1997, 1996
Steve Emtman, 1991, 1990
Travis Richardson, 1990
Dennis Brown, 1988
Reggie Rogers, 1986, 1985
Ron Holmes, 1984, 1983
Fletcher Jenkins, 1981
Doug Martin, 1979, 1978
Charles Jackson, 1976
Gordy Guinn, 1972, 1971
Tom Failla, 1970
Steve Thompson, 1967, 1966
Tom Greenlee, 1966
Jim Lambright, 1964

Offensive Linemen

Troy Fautanu, 2023
Jaxson Kirkland, 2020, 2021, 2022
Nick Harris, 2018, 2019
Kaleb McGary, 2017, 2018
Coleman Shelton, 2017
Trey Adams, 2016, 2019
Jake Eldrenkamp, 2016
Kyle Benn, 2001
Elliot Silvers, 2000
Chad Ward, 2000
Benji Olson, 1997, 1996
Olin Kreutz, 1997, 1996
Frank Garcia, 1994
Tom Gallagher, 1993
Lincoln Kennedy, 1992
Ed Cunningham, 1991
Jeff Pahukoa, 1990
Bern Brostek, 1989
Mike Zandofsky, 1987, 1986
Rick Mallory, 1983
Jeff Toews, 1978, 1977
Blair Bush, 1977
Ray Pinney, 1975
Ernie Jackson, 1970
Fred Forsberg, 1965
Koll Hagen, 1964
Rick Redman, 1963, 1962
Mike Briggs, 1963
Rod Scheyer, 1962
Jim Skaggs, 1961
John Meyers, 1961
Roy McKasson, 1960
Chuck Gegner, 1960
Chuck Allen, 1960, 1959
George Strugar, 1956
Fred Robinson, 1955
Milt Bohart, 1953
Lou Yourkowski, 1952

Linebackers

Edefuan Ulofoshio, 2023
Ben Burr-Kirven, 2018
Azeem Victor, 2016
Hau'oli Kikaha, 2014
Shaq Thompson, 2014
Mason Foster, 2010
Jerry Jensen, 1997
Ink Aleaga, 1996, 1995
Dave Hoffmann, 1992, 1991
Donald Jones, 1991, 1990
Chico Fraley, 1991
Joe Kelly, 1985
Fred Small, 1984
Tim Meamber, 1984
Mark Stewart, 1982
Mark Jerue, 1981
Antwaine Richardson, 1979
Bruce Harrell, 1979
Micheal Jackson, 1978, 1977
Dan Lloyd, 1975
George Jugum, 1968
Rick Redman, 1964

Tight Ends

Cade Otton, 2020
Hunter Bryant, 2019

Cameron Cleeland, 1997
Ernie Conwell, 1995
Mark Bruener, 1994, 1993
Rod Jones, 1986
Dave Williams, 1965
George Black, 1952

Kickers

Jeff Jaeger, 1986
Chuck Nelson, 1982, 1981, 1980

Punters

Skip Boyd, 1974, 1973

Kick Returners

Dante Pettis, 2017
Charles Frederick, 2003
Joe Jarzynka, 1998
Beno Bryant, 1990
Anthony Allen, 1981
Mark Lee, 1979

Defensive Backs

Kyler Gordon, 2021
Trent McDuffie, 2021
Elijah Molden, 2019, 2020
Byron Murphy, 2018
Taylor Rapp, 2017, 2018
Budda Baker, 2015, 2016
Sidney Jones, 2015, 2016
Desmond Trufant, 2012
C.J. Wallace, 2006
Hakim Akbar, 2000
Tony Parrish, 1996
Lawyer Milloy, 1995
Dana Hall, 1991
Charles Mincy, 1990
Vestee Jackson, 1985
Ray Horton, 1981
Mark Lee, 1979
Kyle Heinrich, 1978
Nesby Glasgow, 1978, 1977
Al Burlinson, 1975
Calvin Jones, 1972, 1971, 1970
Al Worley, 1968

All-Purpose/Special Teams

Shaq Thompson, 2014

All-Coast Players

First-team selections only

Year Player, Pos.

1923 James Bryan, g
George Wilson, hb
1924 George Wilson, hb
1925 George Wilson, hb
1927 Chuck Carroll, hb
1928 Chuck Carroll, hb
1929 Merle Hufford, hb
1930 Paul Schwegler, t
1931 Paul Schwegler, t
1932 Dave Nisbet, e
1933 Bill Smith, e
1935 Max Starcevich, g
1936 Jim Cain, hb
Vic Markov, t
Max Starcevich, g
Vic Markov, t
1937 Ray Frankowski, g
Jay MacDowell, e
Rudy Mucha, c
1941 Ray Frankowski, g
1942 Walt Harrison, c
1943 Sam Robinson, hb
Jack Tracy, e
Bill Ward, g
1944 James McCurdy, g
Keith DeCourcy, b
1946 Dick Hagen, e
John Zeger, g
1948 Alf Hemsted, g
Bob Levenhagen, g
1950 Joe Clويد, e
Don Heinrich, qb
Ted Holzknacht, g
Rollie Kirkby, hb
Hugh McElhenny, fb
Mike Michael, c
Dick Sprague, hb
1951 Ted Holzknacht, g
Hugh McElhenny, fb
Jim O'Brien, t
1952 George Black, e
Don Heinrich, qb
Lou Yourkowski, t

1953 Milt Bohart, g
Duane Wardlow, t
1955 Jim Houston, e
Fred Robinson, t
1957 Marv Bergmann, c
Whitey Core, g
Jim Jones, fb
1959 Chuck Allen, g
Kurt Gegner, t
Bob Schloretd, qb
1960 Chuck Allen, g
George Fleming, hb
Kurt Gegner, t
Roy McKasson, c
Don McKeta, hb
1961 John Meyers, t
Charlie Mitchell, hb
Jim Skaggs, g
1962 Junior Coffey, lb
Ray Mansfield, c
Rick Redman, g
Rod Scheyer, t
1963 Mike Briggs, t
Junior Coffey, lb
Rick Redman, g
1964 Koll Hagen, g
Jim Lambright, de
Jim Norton, t
Rick Redman, lb
1965 Fred Forsberg, dt
Tom Greenlee, de
Dave Williams, oe
1966 Tom Greenlee, de
Bob Pederson, s
Mike Ryan, og
Steve Thompson, dt
1967 Dean Halverson, de
Steve Thompson, dt
1968 George Jugum, lb
Al Worley, db
1969 Lee Brock, de
1970 Tom Failla, dt
Ernie Janet, og
Calvin Jones, db
1971 Calvin Jones, db
Tom Scott, wr
1972 Gordy Guinn, lb
Calvin Jones, db
1973 Dave Pear, dt
1975 Al Burlinson, db
Dan Lloyd, lb
Ray Pinney, c
1976 Charles Jackson, ng
1977 Dave Browning, dt
Blair Bush, c
Nesby Glasgow, cb
Michael Jackson, lb
1978 Jeff Toews, ot
Michael Jackson, lb
Nesby Glasgow, cb
Doug Martin, dt
1979 Doug Martin, dt
Mark Lee, cb
Tom Turnure, c
Bruce Harrell, ilb
Joe Steele, tb
1980 Chuck Nelson, pk
1981 Fletcher Jenkins, dt
Mark Jerue, ilb
Chuck Nelson, pk
1982 Chuck Nelson, pk
Jacque Robinson, tb
Mark Stewart, olb
1983 Rick Mallory, og
Steve Pelluer, qb
Ron Holmes, dt
1984 Tim Meamber, ilb
Jim Rodgers, ss
1985 Joe Kelly, ilb
Reggie Rogers, dt
1986 Rick Fenney, fb
Lonzell Hill, se
Jeff Jaeger, pk
Tim Peoples, ws
Reggie Rogers, dt
1987 Mike Zandofsky, ot
1988 Dennis Brown, dt

Pac-12 Players of the Week

2023 Michael Penix Jr., qb, at Mich. St.
Zion Tupuola-Fetui, dl, at Mich. St.
Parker Brailsford, ol (fr.), at Mich. St.
Rome Odunze, wr (st), vs. Cal
Mishael Powell, db, vs. Ariz. St.
Dillon Johnson, rb, at USC
Parker Brailsford, ol, at USC
Jabbar Muhammad, db, at Ore. St.
2022 Michael Penix Jr., qb, vs. Mich. St.
Troy Fautanu, ol, vs. Mich. St.
Ja'Lynn Polk, wr (fr.), vs. Mich. St.
Peyton Henry, k, vs. Stanford
Jeremiah Martin, edge, vs. Arizona
Bralen Trice, edge, at Cal
Peyton Henry, k, vs. Oregon State
Michael Penix Jr., qb, at Oregon
Peyton Henry, k, at Oregon
Corey Luciano, ol, at Oregon
Michael Penix Jr., qb, at WSU
Henry Bainivalu, ol, at WSU
Jeremiah Martin, edge, at WSU
2021 Carson Bruener, lb, vs. Stanford
Carson Bruener, lb (fr.), vs. Stanford
Peyton Henry, pk, vs. Stanford
2020 Zion Tupuola-Fetui, dl, vs. Oregon St.
Zion Tupuola-Fetui, dl, vs. Arizona
Luke Wattenberg, ol, vs. Arizona
Dylan Morris, qb (fr.), vs. Arizona
Zion Tupuola-Fetui, dl, vs. Utah
Dylan Morris, qb (fr.), vs. Utah
2019 Benning Potoa'e, olb, vs. EWU
Myles Bryant, db, vs. Hawai'i
Ryan Bowman, olb, at Arizona
Edefuan Ulofoshio, lb, at OSU
Joe Tryon, olb, at OSU
Trent McDuffie, db, vs. WSU
Joe Tryon, olb, vs. WSU
2018 Ben Burr-Kirven, lb, vs. Utah
Ben Burr-Kirven, lb, vs. Arizona St.
Myles Gaskin, rb, vs. Washington St.
2017 Dante Pettis, pr, vs. Montana
Dante Pettis, pr, vs. Fresno State
Dante Pettis, pr, vs. Oregon
Jake Browning, qb, vs. Utah
Myles Gaskin, tb, vs. Washington St.
2016 John Ross, wr, at Cal
Sidney Jones, cb, at Cal
Azeem Victor, lb, at Utah
Dante Pettis, pr, at Utah
Jake Browning, qb, at Oregon
Psalm Wooching, olb, vs. Stanford
2015 Dante Pettis, pr, at Boise State
Travis Feeney, lb, at USC
Travis Feeney, lb, vs. Arizona
2014 Shaq Thompson, lb, vs. Illinois
Shaq Thompson, lb, at Cal
2013 Travis Coons, pk/p, vs. Cal
2011 Desmond Trufant, cb, vs. EWU
Erik Folk, pk, vs. EWU
Cort Dennison, lb, vs. Hawai'i
Everrette Thompson, de, vs. Hawai'i
Chris Polk, tb, vs. Arizona
2010 Jermaine Kearse, wr, vs. Syracuse
Erik Folk, pk, vs. USC
Chris Polk, tb, vs. Washington State
2009 Donald Butler, lb, vs. USC
Erik Folk, pk, vs. USC
Mason Foster, lb, vs. Arizona
Jake Locker, qb, vs. California
2007 Roy Lewis, cb, vs. Boise State
Louis Rankin, tb, vs. Stanford
Louis Rankin, rb, vs. California
2006 Sean Douglas, p, vs. UCLA
Scott White, olb, vs. USC
C.J. Wallace, ss, vs. Fresno State
2005 Evan Benjamin, olb, vs. Arizona
2003 Cody Pickett, qb, vs. Indiana
Charles Frederick, wr vs. Oregon St.
Evan Benjamin, ss, vs. Washington St.
2002 Reggie Williams, wr, vs. San Jose St.
Marquis Cooper, ilb, vs. Wyoming
Derrick Johnson, cb, vs. Oregon State
Derrick Johnson, cb, vs. Oregon
John Anderson, pk, vs. Washington St.

2001 Omare Lowe, cb, vs. Michigan
Roc Alexander, cb (ST), vs. Idaho
Derek McLaughlin, p, vs. California
Ben Mahdavi, ilb, vs. USC
John Anderson, pk, vs. USC
Cody Pickett, qb, vs. Arizona
John Anderson, pk, vs. Arizona State
Reggie Williams, wr, vs. Wash. St.

2000 Larry Tripplett, dt, vs. Colorado
Paul Arnold, tb, vs. Oregon State
Derrell Daniels, ilb, vs. Arizona
Willie Hurst, tb, vs. Arizona
Rich Alexis, tb, vs. UCLA

1999 Paul Arnold, tb (ST), vs. Air Force
Hakim Akbar, ss, vs. Colorado
Marques Tuiasosopo, qb, vs. Oregon
Marques Tuiasosopo, qb, vs. Stanford
John Anderson, pk, vs. Stanford
John Anderson, qb, vs. UCLA

1998 Brock Huard, qb, vs. Arizona State
Joe Jarzynka, wr (ST), vs. California

1997 Jason Chorak, lb, vs. USC
Jerry Jensen, lb, vs. ASU
Rashaan Shehee, tb, vs. OSU

1996 Jason Chorak, slb, vs. BYU
Corey Dillon, tb, vs. UCLA
Corey Dillon, tb, vs. Oregon
Corey Dillon, tb, vs. San Jose State
Brock Huard, qb, vs. Arizona
Jerry Jensen, wlb, vs. USC

1995 Lawyer Milloy, fs, vs. Oregon State
Rashaan Shehee, tb, vs. Stanford
Leon Neal, tb, vs. USC
Rashaan Shehee, tb, vs. Wash. St

1994 Napoleon Kaufman, tb, vs. Ohio State
John Wales, pk, vs. Ohio State
Mark Bruener, te, vs. Miami
John Wales, pk, vs. Miami
Napoleon Kaufman, tb, vs. UCLA
Napoleon Kaufman, tb, vs. San Jose St.
Ink Aleaga, ilb, vs. Arizona State

1993 Napoleon Kaufman, tb, vs. Oregon
Russell Hairston, cb, vs. Oregon
Jason Crabbe, pk, vs. California
Scott Greenlaw, cb, vs. California

1992 Napoleon Kaufman, tb, vs. Arizona St.
James Clifford, ilb, vs. Nebraska
Napoleon Kaufman, tb, vs. California

1991 Billy Joe Hobert, qb, vs. Nebraska
Steve Emtman, dt, vs. Arizona
Jay Barry, tb, vs. California
Beno Bryant, tb, vs. USC
Dave Hoffmann, ilb, vs. USC

1990 Greg Lewis, tb, vs. USC
Eric Briscoe, rov, vs. Oregon
Beno Bryant, tb/rs, vs. Arizona State
Greg Lewis, tb, vs. California
Beno Bryant, tb/rs, vs. Arizona
Chico Fraley, lb, vs. Arizona

1989 Travis Richardson, dt, vs. Oregon
1987 Chris Chandler, qb, vs. Stanford
1987 Demouy Williams, cb, vs. Wash. St.
1986 Chris Chandler, qb, vs. BYU
Tim Peoples, ws, vs. Ohio State
David Rill, ilb, vs. Oregon State

1985 Chris Chandler, qb, vs. USC
Hugh Millen, qb, vs. UCLA

1984 Joe Kelly, ilb, vs. Washington State
Tim Meamber, ilb, vs. Northwestern
Jim Rodgers, ss, vs. Michigan

1983 Dean Browning, dt, vs. USC
Vestee Jackson, cb, vs. Arizona
Steve Pelluer, qb, vs. Michigan

1982 Dean Browning, ng, vs. Arizona State
Ray Cattage, dt, vs. Oregon State
Tim Cowan, qb, vs. California
Chuck Nelson, pk, vs. San Diego State
Mark Stewart, olb, vs. UCLA

1981 Ken Driscoll, ilb, vs. Oregon
Ken Driscoll, ilb, vs. Oregon State
Fletcher Jenkins, dt, vs. USC
Steve Pelluer, qb, vs. California

1980 Tom Flick, qb, vs. Stanford
Tom Flick, qb, vs. Arizona
Fletcher Jenkins, vs. USC

1979 Bruce Harnell, vs. Oregon
Jim Pence, vs. Washington State

1978 Michael Jackson, vs. Alabama
Michael Jackson, vs. Arizona State
Joe Steele, vs. Washington State

1977 Michael Jackson, vs. Stanford
Cliff Bethea, vs. UCLA
Warren Moon, vs. California
Michael Jackson, vs. USC
Warren Moon, vs. USC
Michael Jackson, vs. Washington St.

1976 Charles Jackson, vs. Minnesota
Charles Jackson, vs. Oregon
Joe Steele, vs. Oregon
Ron Rowland, vs. Washington State

1975 Al Burleson, db, vs. Navy
Al Burleson, db, vs. USC
Al Burleson, db, vs. Washington State

1975 Dan Lloyd, ilb, vs. UCLA
Charles Jackson, dt, vs. Oregon

1974 David Pear, vs. Cincinnati
Robin Earl, fb, vs. UCLA
Dennis Fitzpatrick, vs. Oregon
Dennis Fitzpatrick, vs. Washington St
Willie Hendricks, vs. Iowa State

1973 Dave Pear, vs. Syracuse

1972 Sonny Sixkiller, vs. Purdue
Sonny Sixkiller, vs. UCLA

1971 Ben Albrecht, vs. UC Santa Barbara
Rick Huget, vs. Washington State

1970 Bob Burmeister, db
Greg Collins, qb, vs. Oregon

1968 Al Worley, vs. Idaho

1967 Steve Thompson
Tom Manke
Dean Halverson

1966 Tom Greenlee, vs. Idaho
Don Moore, vs. Ohio State
Gary Brandt, vs. Ohio State
Steve Thompson, vs. UCLA

1965 Dave Williams, vs. Oregon
Fred Forsberg, vs. Oregon State
Tom Greenlee, vs. Washington State

1964 Rick Redman, g/lb, vs. Iowa

1963 Koll Hagen, vs. USC

1962 Rick Redman, vs. Purdue
Junior Coffey, vs. Oregon State
Junior Coffey, vs. California
Mike Briggs, vs. Washington State

1961 Duane Locknane, vs. Pittsburgh
John Meyers, vs. Stanford
Lee Bernhardt, vs. UCLA
Charlie Mitchell, vs. Washington St.

1960 Jim Skaggs, vs. Pacific
Chuck Allen, vs. Idaho
Roy McKasson, c, vs. Navy
Bob Schloretd, vs. Stanford
Bob Hiver, vs. UCLA
George Fleming, vs. USC
Roy McKasson, vs. California

1959 Bob Schloretd, qb, vs. Utah
Don McKeta, rb, vs. Stanford
Bob Schloretd, qb, vs. UCLA
Chuck Allen, vs. Colorado
Lee Flokins, vs. USC
Roy McKasson, vs. Oregon

1957 Jim Jones, vs. Oregon State

Pac-12 Scholar-Athlete of the Year

2018 Ben Burr-Kirven
2016 Jake Eldrenkamp

Pac-12 All-Academic Selections

Note: From the 2019-2023 seasons, the Pac-12 adopted a seasonal "honor roll" and eliminated first-team, second-team, etc.

2023 Sekai Asoau-Afoa, edge
Denzel Boston, wr
Carson Bruener, lb
Deven Bryant, db
Owen Coumts, wr
Tristan Dunn, db
Zach Durfee, edge
Makell Esteen, db
John Frazier, te
Alex Froelich, ls
Jackson Girouard, wr
Jaivion Green, db
Zachary Henning, ol
Lance Holtzclaw, edge
Elijah Jackson, db
2020 Jake Jennings, edge
Alex Johnson, qb
Jack McCallister, p
Dyson McCutcheon, db
Gaard Mommelaar, ol
Griffin Miller, lb
Anay Nagarajan, db
Will Nixon, rb
Rome Odunze, wr
Ryan Otton, te
Jake Parnagian, wr
Samuel Peacock, ol
Michael Penix Jr., qb
Teddy Purcell, qb
Addison Shrock, k
Camdyn Stiegeler, qb
Zion Tupuola-Fetui, edge
Edefuan Ulofoshio, lb
Tristan Warner, db
Jordan Whitney, db
Carson Bruener, lb
2022 Julius Buelow, ol
Owen Coumts, wr
Devin Culp, te
Makell Esteen, db
Drew Fowler, lb
Charles Fuller, wr
Alex Froelich, ls
Jackson Girouard, wr
Sam Huard, qb
Elijah Jackson, db
Jake Jennings, edge
Nick Juran, wr
Jack McCallister, p
Dyson McCutcheon, db
Gaard Mommelaar, ol
Dylan Morris, qb
Anay Nagarajan, db
Rome Odunze, wr
Samuel Peacock, ol
Zeke Pelluer, te
Michael Penix Jr., qb
Jordan Perryman, db
Teddy Purcell, qb
Addison Shrock, k
Sav'ell Smalls, edge
Sean Toomey-Stout, db
Faatui Tuitele, dl
Alphonzo Tuputala, lb
Asa Turner, db
Griffin Waiss, te
Robert Wyrsh, ol
Carson Bruener, lb
Terrell Bynum, wr
Devin Culp, te
Makell Esteen, db
Javon Forward, fb
Drew Fowler, lb
Peyton Henry, pk
Antonio Hill, db
Ben Hines, lb
Brennan Holmes, wr
Elijah Jackson, db
Nick Juran, db
Jaxson Kirkland, ol
Jesse Martineau, qb
Cooper McDonald, olb
Gaard Mommelaar, ol
Dylan Morris, qb
Cole Norgaard, ol

Rome Odunze, wr
Samuel Peacock, ol
Meki Pei, db
Zeke Pelluer, te
Kamari Pleasant, tb
David Pritchard, wr
Sawyer Racanelli, wr
Mark Redman, te
Roger Rosengarten, ol
Addison Shrock, pk
Jackson Sirmon, lb
Sav'ell Smalls, olb
Sean Toomey-Stout, dl
Faatui Tuitele, dl
Alphonzo Tuputala, lb
Asa Turner, db
Camden VerStrate, wr
Jack Westover, te
Zach Brown, db
Jordan Chin, wr
Devin Culp, te
Troy Fautanu, ol
Drew Fowler, lb
Peyton Henry, pk
Ben Hines, lb
Tim Horn, pk
Ty Jones, wr
Nick Juran, db
Jaxson Kirkland, ol
Jesse Martineau, qb
Elijah Molden, db
Dylan Morris, qb
Cade Otton, te
Zeke Pelluer, te
Kamari Pleasant, tb
David Pritchard, wr
Jackson Sirmon, lb
Jacob Sirmon, qb
Faatui Tuitele, dl
Alphonzo Tuputala, lb
Asa Turner, db
Jack Westover, te
Salvon Ahmed, db
Zechariah Brown, db
Devin Culp, te
Kyler Gordon, db
Peyton Henry, pk
Ben Hines, lb
Julius Irvin, db
Ty Jones, wr
Jaxson Kirkland, ol
Elijah Molden, db
Austin Osborne, wr
Race Porter, p
David Pritchard, wr
Myles Rice, olb
Van Soderberg, pk
Jackson Sirmon, lb
Jacob Sirmon, qb
Sam Taimani, dl
Edefuan Ulofoshio, lb
Jack Westover, te
2018 Tevis Bartlett, lb
Ben Burr-Kirven, lb
Elijah Molden, db
Levi Onwuzurike, dl
Taylor Rapp, db
2017 John Gardner, wr
Tevis Bartlett, lb
Ben Burr-Kirven, lb
Taylor Rapp, db
Van Soderberg, pk
2016 Jake Eldrenkamp, ol
Jeff Lindquist, te
Ben Burr-Kirven, lb
2014 Hau'oli Kikaha, lb
Danny Shelton, db
Jake Eldrenkamp, ol
2013 Hau'oli Kikaha, dt
Danny Shelton, dt
2012 Danny Shelton, dt
2011 Brendon Lopez, ls
Greg Walker, s
2010 Brendon Lopez, ls
2009 Victor Aiyewa, s
2008 Victor Aiyewa, s
2007 Linus Chou, lb
Cody Ellis, wr
Paul Homer, fb

2006	Cody Ellis, wr
2005	Cody Ellis, wr Ty Eriks, dl
2004	Cody Ellis, db Ty Eriks, dl Casey Paus, qb James Sims, rb
2001	Kyle Benn, c
2000	Kyle Benn, c Ryan Fleming, p
1999	Ryan Fleming, p
1998	Brock Huard, qb Tony Coats, ot Aaron Dalan, og Todd Johnson, lb Nigel Burton, db Hakim Weatherspoon, db
1997	Nigel Burton, rov Aaron Dalan, ot Brock Huard, qb Dave Janoski, fl Nigel Burton, ss
1996	Damon Huard, qb Dave Janoski, fl Ernie Conwell, te Stephen Hoffmann, dt
1994	Eric Bjornson, se Steve Hoffmann, nt
1993	Jim Nevelle, c
1992	Jim Nevelle, c Steve Hoffmann, nt Mike Lustyk, dt
1991	Orlando McKay, wr Ed Cunningham, c
1990	Orlando McKay, fl Ed Cunningham, c Shane Pahukoa, db
1988	Brett Wiese, og Tony Zackery, cb
1987:	David Rill, lb Bo Yates, olb
1986	David Rill, ilb
1985	David Rill, ilb Bo Yates, olb
1984	Dan Eernisse, c Dennis Maher, ot Hugh Millen, qb
1983	Dan Eernisse, c
1983	Dennis Maher, ot
1982	Chuck Nelson, pk Mark Stewart, olb
1981	Mark Jerue, ilb Chuck Nelson, pk Steve Pelluer, qb
1980	Chuck Nelson, pk Mark Jerue, ng
1970	Bo Cornell, fb Bill Cahill, db Bob Lovlien, lb Wayne Sortun, og
1961	Norm Dicks Mike Briggs
1960	Barry Bullard
1957	Karsten Lewis

TEAM AWARDS

Guy Flaherty Award

The Guy Flaherty medal is awarded annually to the player voted "most inspirational" by his teammates, and is considered the top award given to a football player.

The medal was first awarded in 1908 to Guy Flaherty, whose sacrifices as a performer inspired the trophy. The senior class established the award with the help of former Dean of Faculty, Herbert Condon, to use up the \$25 remaining in the class treasury. Flaherty was the unanimous choice of the squad and the Flaherty Medal was born.

Flaherty began his football career at Washington and played every minute of every game during the 1906 and 1907 seasons. A severe case of boils on his arm prevented him from playing in all but the first and last game of the 1908 season. But even while too handicapped to play football, Flaherty turned out every day with the squad, and actually performed manager and assistant manager duties while unable to play.

His willing service to Washington football was recognized by every member of the squad, thus the medal is named in his honor. The Flaherty Award is generally regarded as the first inspirational award offered in the country in intercollegiate athletics.

Year	Player
1908	Guy Flaherty
1909	Fred Tegtmier
1910	Warren Grimm
1911	Tom Wand
1912	Tom Wand
1913	Wayne Sutton
1914	Herman Anderson
1915	Elmer Leader
1916	Elmer Noble
1917	Ernest Murphy
1919	Sanford Wick
1920	Larry Smith
1921	Hanford Haynes
1922	John Wilson
1923	Leonard Ziel
1924	Chalmers Walters
1925	George Wilson
1926	Harold Patton
1927	Gene Cook
1928	Charles Carroll
1929	John Stombaugh
1930	Henry Wentworth
1931	Paul Schwegler
1932	John Cherberg
1933	Glenn Boyle
1934	Paul Sulkosky
1935	Abe Spear
1936	Byron Haines
1937	Everett Austin
1938	Jim Johnson
1939	Dan Yarr
1940	Dean McAdams
1941	Walt Harrison
1942	Thron Riggs
1943	Pete Susick
1944	Jim McCurdy
1945	Maurice Stacy
1946	Fred Provo
1947	Sam Robinson
1948	Mike Scanlan
1949	Joe Cloidt
1950	Roland Kirkby
1951	Jim Wiley
1952	Larry Smith
1953	Milt Bohart
1954	Larry Rhodes
1955	Earl Monlux
1956	Corky Lewis
1957	Dick Payseno
1958	Don Armstrong
1959	Don McKeta
1960	Don McKeta
1961	John Meyers
1962	Bob Monroe
1963	Chuck Bond

1964	Jim Lambright
1965	Ron Medved
1966	Jeff Jordin
1967	Cliff Coker
1968	Jim Cope
1969	Lee Brock
1970	Tom Failla
1971	Al Kravitz
1972	Calvin Jones
1973	Jim Andrienas
1974	Dennis Fitzpatrick
1975	Dan Lloyd
1976	Mike Baldassin
1977	Warren Moon
1978	Michael Jackson
1979	Joe Steele & Chris Linnin
1980	Tom Flick
1981	Vince Coby
1982	Tim Cowan
1983	Steve Pelluer
1984	Jim Rodgers
1985	Joe Kelly
1986	Steve Alvord
1987	Darryl Franklin
1988	Jim Ferrell
1989	Andre Riley
1990	Greg Lewis
1991	Mark Brunell
1992	Dave Hoffmann
1993	Pete Kaligis
1994	Richard Thomas
1995	Leon Neal
1996	John Fiala
1997	Olin Kreutz
1998	Reggie Davis & Josh Smith
1999	Maurice Shaw
2000	Curtis Williams
2001	Willie Hurst
2002	Ben Mahdavi
2003	Owen Biddle
2004	Zach Tuasosopo
2005	Joe Lobendahn
2006	Jordan Reffett
2007	Jordan Reffett
2008	Daniel Te'o-Nesheim
2009	Jake Locker
2010	Jake Locker
2011	Keith Price
2012	Desmond Trufant
2013	Deontae Cooper
2014	Danny Shelton
2015	Taniela Tupou
2016	Keishawn Bierria
2017	Keishawn Bierria
2018	Jojo McIntosh
2019	Nick Harris
2020	Elijah Molden
2021	Cade Otton
2022	Alex Cook
2023	Edefuan Ulofoshio

MVP Award

Formerly the Pete Gross Player of the Year Award

1972	Calvin Jones
1973	Dave Pear
1974	Cornelius Chenevert
1975	Al Burlison
1976	Robin Earl
1977	Warren Moon
1978	Michael Jackson
1979	Mark Lee
1980	Tom Flick
1981	Mark Jerue
1982	Chuck Nelson
1983	Steve Pelluer
1984	Ron Holmes
1985	Joe Kelly
1986	Reggie Rogers
1987	David Rill

1988	Aaron Jenkins
1989	Bern Brostek
1990	Greg Lewis
1991	Mario Bailey Steve Emtman
1992	Dave Hoffmann
1993	Napoleon Kaufman
1994	Napoleon Kaufman
1995	Damon Huard
1996	Corey Dillon
1997	Jerome Pathon
1998	Joe Jarzynka
1999	No Award Given
2000	No Award Given
2001	Willie Hurst (O) Ben Mahdavi (D)
2002	Cody Pickett (O) Ben Mahdavi (D)
2003	Reggie Williams (O) Charles Frederick (O) Derrick Johnson (D)
2004	Kenny James (O) Manase Hopoi (D) Joe Lobendahn (D)
2005	James Sims (O) Joe Lobendahn (D)
2006	Isaiah Stanback (O) C.J. Wallace (D)
2007	Louis Rankin (O) Daniel Te'o-Nesheim (D)
2008	D'Andre Goodwin (O) Mason Foster (D)
2014	Dwayne Washington (O) Shaq Thompson (D) Hau'oli Kikaha (D)
2015	Travis Feeney (ST) Myles Gaskin (O) Travis Feeney (D) Ben Burr-Kirven (ST)
2016	John Ross (O) Budda Baker (D) Lavon Coleman & Ezekiel Turner (ST)
2017	Myles Gaskin (O) Vita Ve'a (D) Dante Pettis (ST)
2018	Myles Gaskin (O) Ben Burr-Kirven (D) Elijah Molden (ST)
2019	Hunter Bryant (O) Myles Bryant (D) Kyler Gordon (ST)
2020	Cade Otton (O) Elijah Molden (D) Kyler Gordon (ST)
2021	Sean McGrew (O) Trent McDuffie (D) Dominique Hampton (ST)
2022	Michael Penix Jr. (O) Bralen Trice (D) Peyton Henry (ST)
2023	Michael Penix Jr. (O) Bralen Trice (D) Carson Bruener (ST)

L. Wait Rising Award

Lineman of the Year

1955	Earl Monlux (O/D)
1956	George Struger (O/D)
1957	Whitey Core (O/D)
1958	Don Armstrong (O/D)
1959	Kurt Gegner (O/D)
1960	Roy McKasson (O/D)
1961	John Meyers (O/D)
1962	Rod Scheyer (O/D)
1963	Mike Briggs (O/D)
1964	Rick Redman (D)
1965	Fred Forsberg (D)
1966	Tom Greenlee (D)
1967	Dean Halverson (D)
1968	George Jugum (D)
1969	Mark Hannah (D)

1970 Ernie Janet (O)
Bruce Jarvis (O)
Tom Failla (D)

1971 Steve Anderson (O)
Gordy Guinn (D)
Al Kravitz (D)

1972 Al Kelso (O)
Gordy Guinn (D)
Kurt Matter (D)

1973 Walter Oldes (O)
Ray Pinney (O)
Dave Pear (D)

1974 Charles Jackson (O)
Ray Pinney (O)
Dave Pear (D)

1975 Ray Pinney (O)
John Whitacre (O)
Dan Lloyd (D)
Paul Strohmeier (D)

1976 Carl Van Valkenberg (O)
Charles Jackson (D)

1977 Jeff Toews (O)
Dave Browning (D)

1978 Jeff Toews (O)
Doug Martin (D)

1979 Tom Tumure (O)
Bruce Harrell (D)

1980 Curt Marsh (O)
Randy Van Divier (O)
Mark Jerue (D)

1981 James Carter (O)
Fletcher Jenkins (D)

1982 Eric Moran (O)
Ray Cattage (D)

1983 Rick Mallory (O)
Ron Holmes (D)

1984 Ron Holmes (D)

1985 Dan Agen (O)

1986 Reggie Rogers (D)

1987 Brian Habib (D)

1988 Bern Brostek (O)

1989 Martin Harrison (D)

1990 Steve Emtman (D)

1991 Lincoln Kennedy (O)

1992 Lincoln Kennedy (O)

1993 Pete Pierson (O)

1994 Frank Garcia (O)

1995 Trevor Highfield (O)

1996 Jason Chorak (D)

1997 Olin Kreutz (O)

1998 Jabari Issa (D)

1999 Kurth Connell (O)

2000 Chad Ward (O)

2001 Larry Tripplett (D)

2002 Kai Ellis (D)

2003 Jerome Stevens (D)

2004 Manase Hopoi (D)

2005 Wilson Afoa (D)

2006 Daniel Te'o-Nesheim (D)

2007 Jordan Reffett (D)

2008 Daniel Te'o-Nesheim (D)

2009 Daniel Te'o-Nesheim (D)

2010 Alameda Ta'amu (D)

2011 Alameda Ta'amu (D)

2012 Andrew Hudson (D)

2013 Hau'oli Kikaha (D)

2014 Danny Shelton (D)

2015 Cory Littleton (D)

2016 Greg Gaines (D)

2017 Greg Gaines (D)

2018 Greg Gaines (D)

2019 Levi Onwuzurike (D)

2020 Zion Tupuola-Fetui (D)

2021 Tuli Letuligasenoa (D)

2022 Tuli Letuligasenoa (D)

2023 Tuli Letuligasenoa (D)

John P. Angel Award

Top Lineman

1984 Dan Eernisse (O)
Ron Holmes (D)

1985 Dan Agen (O)
Reggie Rogers (D)

1986 Kevin Gogan (O)
Reggie Rogers (D)

1987 Mike Zandofsky (O)
Dennis Brown (D)

1988 Mike Zandofsky (O)
Travis Richardson (D)

1989 Bern Brostek (O)
Travis Richardson (D)

1990 Jeff Pahukoa (O)
John Cook (D)

1991 Ed Cunningham (O)
Steve Emtman (D)

1992 Jim Nevelle (O)
Andy Mason (D)

1993 Tom Gallagher (O)
D'Marco Farr (D)

1994 Andrew Peterson (O)
Deke Devers (D)

1995 Trevor Highfield (O)
David Richie (D)

1996 Benji Olson (O)
David Richie (D)

1997 Benji Olson (O)
Jason Chorak (D)

1998 Tony Coats (O)
Mac Tuiaea (D)

1999 Chad Ward (O)
Larry Tripplett (D)

2000 Elliot Silvers (O)
Larry Tripplett (D)

2001 Kyle Benn (O)
Larry Tripplett (D)

2002 Nick Newton (O)
Kai Ellis (D)

2003 Nick Newton (O)
Terry Johnson (D)

2004 Brad Vanneman (O)
Manase Hopoi (D)

2005 Tusi Sa'au (O)
Greyson Gunheim (D)

2006 Clay Walker (O)
Greyson Gunheim (D)

2007 Juan Garcia (O)
Daniel Te'o-Nesheim (D)

2008 Juan Garcia (O)
Daniel Te'o-Nesheim (D)

2009 Senio Kelemete (O)

2010 Ryan Tolar (O)

2011 Senio Kelemete (O)

2012 Dexter Charles (O)

2013 Micah Hatchie (O)

2014 Colin Tanigawa (O)

2015 Coleman Shelton (O)

2016 Jake Eldrenkamp (O)

2017 Coleman Shelton (O)

2018 Kaleb McGary (O)

2019 Jaxson Kirkland (O)

2020 Jaxson Kirkland (O)

2021 Luke Wattenberg (O)

2022 Troy Fautanu (O)

2023 Troy Fautanu (O)

SportsRadio KJR MVP

Prior to 1999, award was given to back/wr of the year

1985 Vestee Jackson

1986 Chris Chandler

1987 Darryl Franklin

1988 Brian Slater

1989 Andre Riley

1990 Greg Lewis

1991 Mario Bailey

1992 Napoleon Kaufman

1993 Napoleon Kaufman

1994 Eric Bjornson

1995 Damon Huard

1996 Corey Dillon

1997 Jerome Pathon

1998 Dane Looker

1999 Marques Tuiasosopo (O)
Gerald Harris (O)
Hakim Akbar (D)

Derrell Daniels (D)
Curtis Williams (ST)

Wilbur Hooks (ST)

2000 Hakim Akbar (D)
Roc Alexander (ST)
Owen Biddle (ST)
Derrell Daniels (D)
Derrick Johnson (ST)
Tyler Krambrink (ST)
Jerramy Stevens (O)

2001 Cody Pickett (O)
Kyle Benn (O)
Reggie Williams (O)
Greg Carothers (D)
Omare Lowe (D)
Larry Tripplett (D)
Roc Alexander (ST)
Joseph Lobendahn (ST)
Zach Tuiasosopo (ST)

2002 Kevin Ware (O)
Reggie Williams (O)
Kai Ellis (D)
Greg Carothers (D)
Derrick Johnson (D)
Wilbur Hooks (ST)
John Anderson (ST)
Tim Galloway (ST)
Cody Pickett (O)

2003 Marquis Cooper (D)
Owen Biddle (ST)
Garth Erickson (ST)
Brad Vanneman (O)
Joe Lobendahn (D)
Sean Douglas (ST)
Tim Galloway (ST)

2004 Isaiah Stanback (O)
Evan Benjamin (D)
Evan Knudson (ST)
Sonny Shackelford (O)
Scott White (D)
Sean Douglas (ST)
Jake Locker (O)

2005 E.J. Savannah (D)
Chris Stevens (ST)

2006 D'Andre Goodwin (O)
Daniel Te'o-Nesheim (D)
Chris Stevens (ST)

2007 Chris Polk (O)
Donald Butler (D)
Erik Folk (ST)
Chris Polk (O)
Mason Foster (D)
Kiel Rasp & Greg Walker (ST)

2008 Chris Polk (O)
Cort Dennison (D)
Greg Walker (ST)

2009 Austin Seferian-Jenkins (O)
Desmond Trufant (D)
Justin Glenn (ST)

2010 Bishop Sankey (O)
Hau'oli Kikaha (D)
Travis Coons (ST)

Chuck Niemi Big Hit Award

1984 Joe Kelly, ilb
Tim Peoples, s

1985 Rick Fenney, fb
Tim Peoples, s

1986 Rick McLeod, ot
Tim Peoples, s
Reggie Rogers, dt

1987 Dennis Brown, dt

1988 Eugene Burkhalter, s

1989 Darius Turner, fb

1990 Dave Hoffmann, lb

1991 Dana Hall, cb
Lincoln Kennedy, ot

1992 Jaime Fields, lb

1993 Justin Thomas, olb

1994 Frank Garcia, c

1995 Lawyer Milloy, fs

1996 Dave Janoski, fl

1997 Reggie Davis, hb

1998 Pat Conniff, fb

1999 Curtis Williams, fs

2000 Jeremiah Pharms, olb

2001 Ben Mahdavi, ilb

2002 Jafar Williams, olb

2003 Owen Biddle, s
Zach Tuiasosopo, fb

2004 Evan Benjamin
Joe Lobendahn

2005 C.J. Wallace, s

2006 C.J. Wallace, s

2007 Paul Homer, fb

2008 Johnnie Kirtton, dt

2009 Victor Aiyewa, s

2010 Nate Williams, s

2011 Devin Aguilar, wr

2012 Sean Parker, s

2013 Shaq Thompson, lb

2014 John Timu, lb

2015 Cory Littleton, lb

2016 Joe Mathis, de

2017 Austin Joyner, cb

2018 Byron Murphy, db

2019 Trent McDuffie, db

2020 Ulumoo Ale, ol

2021 Jackson Sironm, lb
Cameron Williams, db

2022 Alex Cook, s

2023 Tristan Dunn, s

Earle T. Giant Tough Husky Award

1989 James Clifford, lb

1990 Aaron Pierce, te

1991 Dave Hoffmann, lb

1992 Shane Pahukoa, ss

1993 Pete Kaligis, og
Myles Corrigan, asst. coach

1994 Eric Bjornson, se

1995 Leon Neal, tb

1996 Lynn Johnson, c

1997 Chris Campbell, de

1998 Josh Smith, de

1999 Dominic Daste, og

2000 Pat Conniff, fb

2001 Kai Ellis, de; Cody Pickett, qb

2002 Elliott Zajac, og
Braxton Cleman, tb
Pat Reddick, wr

2003 Greg Carothers, olb

2004 Evan Benjamin, s
Brian Gray

2005 Donnie Mateaki, dl

2006 Matk Palaita, fb

2007 Paul Homer, fb

2008 Paul Homer, fb

2009 Mason Foster, olb

2010 Chris Polk, tb

2011 Keith Price, qb

2012 Bishop Sankey, tb

2013 Princeton Fuimaono, lb

2014 Deontae Cooper, tb

2015 Drew Sample, te; Azeem Victor, lb

2016 Chico McClatchler, wr

2017 Kaleb McGary, ol; Myles Bryant, cb

2018 Caleb Murphy, cb

2019 Keith Taylor, db

2020 Edefuan Ulofoshio, ilb

2021 Alex Cook, db

2022 Corey Luciano, c

2023 Dominique Hampton, s

KING-TV Most Improved Player

1960 Pat Claridge

1961 Lee Bernhardt

1962	Bob Monroe
1963	Bill Douglas
1964	Tod Hullin
1965	Dave Williams
1966	Bob Pederson
1967	Dick Zatkovich
1968	Al Worley
1969	Tom Failla
1970	Bob Burmeister
1971	Gordy Guinn
1972	Al Kelso
1973	Steve Lipe
1974	Robin Earl
1975	Al Bursleson
1976	Mike Baldassin
1977	Warren Moon
1978	Chris Linnin
1979	Jim Pence
1980	Mike Curtis
1981	Ray Cattage
1982	Don Dow
1983	Walt Hunt
1984	Reggie Rogers
1985	Jim Mathews
1986	Steve Roberts
1987	Aaron Jenkins
1988	Tony Zackery
1989	Donald Jones
1990	Charles Mincy
1991	Shane Pahukoa
1992	Damon Mack
1993	Russell Hairston
1994	Eric Battle
1995	Rashaan Shehee
1996	Tony Parrish
1997	Fred Coleman
1998	Chris Juergens
1999	Jerramy Stevens (O)
	Kyle Benn (O)
	Todd Elstrom (O)
	Anthony Kelley (D)
	Toalei Mulituaopele (D)
	Anthony Vontoure (D)
2000	Wes Call (O)
	Omare Lowe (D)
	Ben Mahdavi (D)
	Matt Rogers (O)
2001	Paul Arnold (O)
	Sam Blanche (D)
2002	Dan Dicks (O)
	Charles Frederick (O)
	Derrick Johnson (D)
	Chris Massey (D)
2003	Zach Tuaiasopopo (O)
	Jerome Stevens (D)
2004	Joe Toledo (O)
	Scott White (D)
2005	Stanley Daniels (O)
	Roy Lewis (D)
2006	Quintin Daniels (O)
	Dan Howell (D)
2007	Marcel Reece (O)
	Darin Harris (D)
2008	Michael Gottlieb (O)
	Donald Butler (D)
	Nate Williams (D)

101 Club Scholarship Award

Top Scholar-Athlete

1951	Jim O'Brien
1952	Dick Sprague
1953	Dean Rockey
1954	Jack Kyllingstad
1955	Michael McKinnon
1956	Corky Lewis
1957	Dave Leland
1958	Duane Lowell
1959	Michael Crawford
1960	Bob Hivner
1960	Barry Bullard
1961	John Nelson

1962	Norm Dicks
1963	Mike Briggs
1964	Bill Douglas
1965	Lyle Norwood
1966	Mike Ryan
1967	Don Martin
1968	Bob Anderson
1969	Jim Harris
1970	Bob Lovelien
1971	Dick Galuska
1972	Greg Collins
1973	Pete Taggares
1974	Dennis Fitzpatrick
1975	Ray Pinney
1976	Scott Phillips
1977	Blair Bush
1978	Scott Greenwood
1979	Bruce Harrell
1980	Lance Neubauer
1981	Mark Jerue
1982	Chuck Nelson
1983	Steve Pelluer
1984	Dan Eernisse
1985	Hugh Millen
1986	Thane Cleland
1987	David Rill
1988	Brett Wiese
1989	John McCallum
1990	Mark DeGross
1991	Ed Cunningham
1992	Jim Nevelle
1993	Damon Huard
1994	Dave Janoski
1995	Dave Janoski
1996	Aaron Dalan
1997	Aaron Dalan
1998	Aaron Dalan
1999	Ryan Fleming
2000	Ryan Fleming
2001	Wondame Davis
2002	Matt DeBord
2003	Jimmy Newell
2004	Ty Eriks
2005	Ty Eriks
2006	Cody Ellis
2007	Cody Ellis
2008	Robert Lukevich
2009	Paul Homer
2010	Victor Aiyewa
2011	Brendan Lopez
2012	Drew Schaefer
2013	DiAndre Campbell
2014	Hau'oli Kikaha & Danny Shelton
2015	Brian Clay
2016	Jake Eldrenkamp
2017	Tevis Bartlett
2018	Tevis Bartlett
2019	Elijah Molden
2020	Zechariah Brown
2021	Jackson Sirmon
2022	Dylan Morris
2023	Will Nixon

Travis Spring Award

Freshman Award

1992	John Fiala
1993	Rashan Shehee
1994	Reggie Davis
1995	Olin Kreutz
1996	Anthony Hicks
1997	Marques Tuaiasopopo
1998	Chris Juergens
1999	John Anderson
	Levi Madarieta
2000	Rich Alexis (O)
	Greg Carothers (D)
	Tyler Krambrink (D)
	Chris Massey (D)
	Justin Robbins (O)
2001	Khalif Barnes (O)
	Reggie Williams (O)

	Sam Cunningham (D)
	Josh Miller (D)
2002	Robin Meadow (O)
	Joe Toledo (O)
	Nate Robinson (D)
	James Sims (D)
2003	Kenny James (O)
	Donny Mateaki (D)
2004	Craig Chambers (O)
	Jordan White-Frisbee (D)
2005	Johnie Kirton (O)
	Chris Stevens (D)
2006	Paul Homer (O)
	Donald Butler (D)
2007	Jake Locker (O)
	Nate Williams (D)
2008	Jermaine Kearse (O)
	Everrette Thompson (D)
2009	Desmond Trufant
2010	Hau'oli Jamora
2011	Austin Seferian-Jenkins
2012	Shaq Thompson
2013	John Ross
2014	Budda Baker & Sidney Jones
2015	Trey Adams & Jake Browning
2016	Taylor Rapp
2017	Salvon Ahmed & Hunter Bryant
2018	Cade Otton & Jaxson Kirkland
2019	Trent McDuffie
2020	Dylan Morris
2021	Carson Bruener & Jalen McMillan
2022	Jaivion Green
2023	Landon Hatchett

Mark Drennan Memorial Award

Inspirational JV Player: 1972-1998; Special Teams Scout Squad MVP: 1999; Defensive Scout Squad MVP: 2000-

1972	Ron Olson
1973	Mike Rohrbach
1974	Bob Kettles
1975	Duane Akina
1976	Jeff Leeland
1977	Ken Gardner
1978	Ken Hamer
1979	Paul Wagner
1980	George Anderson
1981	Ken Winston
1982	Mike Gaffney
1983	Shannon Smith
1984	Tarn Sublett
1985	Blaise Chappell
1986	Tom Johnson
1987	Mitch Robbins
1988	Andy Munro
1989	Jamal Fountaine
1990	Frank Garcia
1991	Steve Hoffmann
1992	Bob Sapp
1993	Rashan Shehee
1994	Jason Harris
1995	Stuart Williams
1996	Brad Hutt
1997	Todd Johnson
1998	Ryan Miletich
1999	Brian Cook
2000	Tim Galloway & Zach Tuaiasopopo
2001	Will Conwell & Manase Hopoi
2002	Matt Fountaine & Dan Milsten
2003	Chris Hemphill
2004	Will Murphy
2005	Daniel Te'o-Nesheim
2006	Cameron Elisara
2007	Cort Dennison
2008	Greg Walker
2009	Tim Tucker
2010	Andrew Hudson & Josh Shirley
2011	Travis Feeney
2012	Drew Schultz
2013	Jermaine Kelly
2014	Jonathan Kwon

2015	Jarett Finau
2016	Byron Murphy
2017	Sean Vergara
2018	Edefuan Ulofoshio
2019	Zechariah Brown
2020	Ben Hines
2021	Drew Fowler
2022	Lance Holtzclaw
2023	Austin Harnetiaux

Bob Jarvis Award

Inspirational Walk-On: 1976-1998; Offensive Scout Squad MVP: 1999-

1976	Dean Brooke
1977	Mark Passinetti
1978	Curtis Cummings
1979	Brad Yates
1980	Stewart Keyes
1981	Jim Holzknecht
1982	Mike Storey
1983	Jeff Wilmoth
1984	Donnie Morehead
1985	Joe Bracken
1986	Todd Kester
1987	Marc West
1988	Jim Ferrell
1989	Mark DeGross
1990	Jay Wells
1991	Tom Nakane
1992	John Fiala
1993	Ikaika Malloe
1994	Stuart Williams
1995	Jeff Shoe
1996	Ryan Miletich
1997	Gary Shavey
1998	Colin Beard
1999	Matthias Wilson
2000	Matthias Wilson
	Sean Sweet
2001	Robin Meadow
2002	Clayton Walker
	Shelton Sampson
2003	Louis Rankin
2004	Felix Sweetman
2005	J.R. Hasty
2006	Shelton Sampson
2007	Ronnie Fouch
2008	Gregory Christine
2009	Keith Price
2010	James Atoe, Mike Criste, Micah Hatchie, Ben Riva, Colin Tanigawa
2011	Cody Bruns
2012	Jeff Lindquist
2013	Lavon Coleman
2014	K.J. Carta-Samuels
2015	Ralph Kinne
2016	Daniel Bridge-Gadd
2017	Jake Haener
2018	Jacob Eason
2019	Dylan Morris
2020	Ethan Garbers
2021	Camden Sirmon
2022	Parker Brailsford
2023	Will Haskel Jr.

Kurt Gegner Memorial Award

Student Trainer/Manager/Video Operations/Creative

1981	Kurt Camp
1982	Randy Chin
1983	Willie Issacson
1984	Bart Fulmer
1985	Vic Belfiore
1986	Liz Zelinski
1987	Mike Perala
1988	Jeff Hall
1989	Mike Fina
1990	Jeff Copeland
1991	Erik Mahler
1992	Darin Byle
1994	Jason Kalk
1995	Scott Ritchie

1996	Lindsay Eicher
1997	Josh Dabbs & Scott Whittum
1998	Vince Gildner
1999	Gunnar Tait
	Aung Aye
2000	Bobby Thomas
	Chase Mitsuda
2001	Mike Litke
	Ryan Shinkawa
2002	Maikai Spencer
	Justin Heistand
2003	Jared Ito
	Lucas Jordan
2004	Ryan Shinkawa
	Josh Ben
	Nick Irving
2005	Jeff Broadwell
	Chad Guptill
	Brian Sahalov
2006	Ian Tushar
	Justin Carter
2007	Jeff Broadwell
2008	Stan McDonald
	Kyle Shoun
2009	Elise Becker
	Joseph Wood
2010	Taylor Sole
	Michelle Nemetz
2011	Rob Kinnard
	Bryan Briggs
	Diana Smith
2012	Meghan Barrington
	Mac Cahill
	Reid Mayfield
2013	Marlee Gross
	Kiernan Honeycutt
	Reid Mayfield
2014	Dan Brusic
	Michael Langsen
	Josh Pahang
2015	David Hansen
	Kyle Lindgren
	Mackenzie Marques
2016	Kyle Thomas
	Jordan Clizer
	Anna DeLeo
2017	Chris Jenkins
	Justin Brascher
	Megan Symons
2018	Matt Hanna
	Taylor Koch
	Tanner Hata
2019	Riley Smith
	Jumpei Dobashi
	Maxey Cherele
2020	Connor Adams
	Sarah Swanson
	Jori Collier
2021	Darek Khabani
	Jumpei Dobashi
	Amandalyn Boersema
2022	Matt Cooper
	Jessica Swanson
	Kristina Cisneros
	Niko Carste
2023	Lucas Horowitz
	Yechan Yun
	Kaelynn Nadonza
	Nate Donlevy

Brian Stapp Memorial Award

Inspirational Non-Letterman: 1959-1998; Defensive Scout Squad MVP: 1999; Special Teams Scout Squad MVP: 2000-

1959	Richard Dunn
1960	Jim Everett
1961	Jim Everett
1962	Don Carnahan
1963	Brian Biggs

1964	Keith Cordes
1965	John Davis
1966	Clarence Pautzke
1967	Les Dicks
1968	Emmett Arndt
1969	Loren Brucker
1970	Mike Wilds
1971	Rick Simpson
1972	Al McIlhenny
1973	Kirk Hopkins
1974	Steve Sly & Guy Marquiss
1975	John Edwards
1976	Steve Cupic
1977	Dean Perryman
1978	Bill Stapleton
1979	John Gardenhire
1980	Ralph Parks
1981	Pat Conrad
1982	Rick DuPree
1983	Hugh Millen
1984	Eric Dahlquist
1985	Sean Bergman
1986	Jim Ferrell
1987	Thomas Parson
1988	Marc West
1989	Matt Jones
1990	Jeff Aselin
1991	Mark Schilder
1992	Ikaika Malloe
1993	Jason Chorak
1994	Josh Smith
1995	Arnie Maish
1996	Chris Waddell
1997	Andy Nevens
1998	Judd Seida
1999	Derek Noble
2000	Brian Cook
	B.J. Newberry
2001	Matt Griffith
2002	Ryan Campbell
	Matt Griffith
2003	Mike Mizuha
2004	Matthew Smith
2005	Alex Mercier
2006	Joshua Gage
2007	Quinton Richardson
2008	Adam Long
2009	Cole Sager
2010	Willis Wilson
2011	Marcus Peters
2012	Cleveland Wallace
2013	Azeem Victor
2014	Hayden Schuh
2015	Drew Before
2016	Ralph Kinne
2017	Ariel Ngata
2018	Jack Westover
2019	Drew Fowler
2020	Nick Juran
2021	Ben Hines
2022	Mason Wheeler
2023	Jake Jennings

Husky Fever 12th Man Award

2003	Jon Lyon (O)
	Sam Cunningham (D)
2004	James Sims (O)
	Greyson Gunheim (D)
2005	Tui Alailefaleula (O)
	Tahj Bomar (D)
2006	Louis Rankin (O)
	Brandon Ala (D)
2007	Cody Habben (O)
	Luke Kravitz (O)
	Maston Foster (D)
2008	Ronnie Fouch (O)
	Chris Stevens (D)
2009	Jason Wells
2010	Jesse Callier
2011	Sean Parker

2012	Kasen Williams
2013	Kevin Smith
	Sean Parker
2014	Drew Schultz
2015	Sean Constantine
2016	Hayden Schuh
2017	Sean Constantine & Ralph Kinne
2018	Nick Harris
2019	Edefuan Ulofoshio
2020	Josiah Bronson
2021	Ja'Lynn Polk
2022	Gage Hartly
2023	Dylan Morris

Tyee Sports Council Service Award

1999	Chris Waddell
	Lester Towns
2000	Oye Waddell
2001	Anthony Kelley
2002	Anthony Kelley
2003	Reggie Williams
2004	Matthew Smith
2005	Brian Tawney
2006	Alex Mercier
2007	Carl Bonnell
2008	Desmond Davis
2010	Gregory Christine
2011	Jermaine Kearse
2012	Cody Bruns
2013	Keith Price
	Will Shamburger
2014	DiAndre Campbell
2015	Michael Kneip
2016	Kevin King
2017	Vita Vea
2018	Jojo McIntosh
2019	Myles Bryant
2020	Sean McGrew
2021	Race Porter
2022	Edefuan Ulofoshio
2023	Josh Cuevas

Academic Excellence

Athletic Excellence and Academic Achievement

Year	Player
1995	Damon Huard
1995	Richard Thomas
1996	Dave Janoski
1996	John Fiala
1997	Nigel Burton
1997	Brock Huard
1998	Brock Huard & Nigel Burton
1999	M. Tuiasosopo & Chris Waddell
2000	Marques Tuiasosopo & Kyle Benn

Academic Achievement Award

Year	Player
1999	Larry Tripplett
2000	Oye Waddell
2001	Kyle Benn
2002	Wilbur Hooks
2003	Ty Eriks
2006	Juan Garcia
2007	Dan Howell
2008	Ryan Perkins
2010	Vonzell McDowell, Jr.
2012	Danny Shelton
2013	Travis Coons
2014	Andrew Hudson
2015	Siosifa Tufunga
2016	Psalm Wooching
2017	Coleman Shelton & Keishawn Bierria
2018	Jaylen Johnson & Shane Bowman

2019	Chico McClatcher
2020	Sean McGrew
2021	Kamari Pleasant
2022	Henry Bainivalu
2023	Jacob Bandes

Don James Perseverance Award

Year	Player
2010	D'Andre Goodwin
	Quinton Richardson
2011	Desmond Trufant
2013	Tre Watson
2014	Kasen Williams
2015	Budda Baker & Scott Lawyer
2016	Damion Turpin & Jeff Lindquist
2017	Drew Sample
2018	Jordan Miller
2019	Trey Adams
2020	Puka Nacua
2021	Alphonzo Tuputala
2022	Jaxson Kirkland
2023	Zion Tupuola-Fetui

Newcomer of the Year Award

Year	Player
2022	Wayne Taulapapa
2023	Dillon Johnson & Jabbar Muhammad

Offensive Skill Player of the Year

Year	Player
2022	Rome Odunze
2023	Rome Odunze

Defensive Skill Player of the Year

Year	Player
2022	Alex Cook
2023	Jabbar Muhammad

Iron Husky/Starving Dawg Award

Year	Player
2014	Andrew Hudson
2015	Taniela Tupou
2016	Shane Brostek
2017	Coleman Shelton
2018	Drew Sample
2019	Benning Potoa'e
2020	Luke Wattenberg
2021	Edefuan Ulofoshio
2022	Alex Cook
2023	Drew Fowler, Dylan Morris and Alphonzo Tuputala

Newcomer Weight Room Award

Year	Player
2014	Matt James
2015	Bryce Sterk
2016	Byron Murphy
2017	Cade Otton
2018	Colson Yankoff & Mosiah Nasili-Liu
2019	Mishael Powell
2020	Samuel Peacock
2021	Caden Jumper & Camden Sirmon
2022	Samuel Peacock
2023	Ryder Bumgarner

Husky Excellence Award

Year	Player
2016	Lavon Coleman & Connor O'Brien
2017	Ben Burr-Kirven & Will Dissly
2018	Jake Browning & Taylor Rapp
2019	Cade Otton & Elijah Molden
2020	Keith Taylor & Kamari Pleasant
2021	Jaxson Kirkland & Tyler Gordon
2022	Wayne Taulapapa & Jeremiah Martin
2023	Devin Culp, Jack Westover & M.J. Ale

Make-A-Wish Award

Year	Player
2016	Cameron Van Winkle & Darrell Daniels

ALL-STAR GAME PARTICIPANTS

East-West Shrine Game

* Defensive MVP

Year	Player, Pos.
1925	Jimmy Bryan, g
1927 (Jan.)	Judson Cutting, e George Guttormsen, qb Harold Patton, b
1927 (Dec.)	Leroy Schuh, e Pat Wilson, fb Bill Wright, g
1930 (Jan.)	Bill Gregor, g
1932	Merle Hufford, b Paul Schwegler, t Bill Smith, e
1934	Chuck Mucha, g
1935	Paul Sulkosky, e Woody Ullin, t
1936	Abe Shper, g
1939	Jim Johnston, hb Art Means, g
1941	Jay MacDowell, e Dean McAdams, hb Rudy Mucha, c
1942	Glen Conley, t Roy Frankowski, g Earl Younglove, e
1943	Bob Friedman, t Walt Harrison, c
1945	Dick Ottele, hb John Roderick, e
1946	Bill McGovern, c Bob Nelson, e
1947	Gordon Berlin, c Dick Hagen, e Fred Provo, b
1948	Gail Bruce, e Carl Fennema, c Arnie Weinmeister, t
1949 (Jan.)	Robert Levenhagen, g Alf Hemstad, g
1949 (Dec.)	George Bayer, g
1950	Joe Cloidt, e Roland Kirkby, b
1952	Hugh McElhenny, b
1952	Phil Gillis, e Don Heinrich, qb Louis Yourkowski, t
1954	Milt Bohart, g Dean Chambers, t
1956	Dean Derby, b George Strugar, t
1958	Jimmy Jones, lb
1961	Kermit Jorgensen, b John Meyers, t Jim Skaggs, g
1962	Ray Mansfield, c Charlie Mitchell, b
1965 (Jan.)	Charlie Browning, b Jim Norton, t Rick Redman, g
1965 (Dec.)	Fred Forsberg, t Tod Hullin, qb Ron Medved, b
1966	Tom Greenlee, de Dave Williams, e
1967	Ron Hudson, c Bob Richardson, ot Steve Thompson, de
1968	Al Worley, db
1969	Lee Brock, dt
1971 (Jan.)	Bo Cornell, fb Ernie Janet, g Ken Lee, lb
1971 (Dec.)	Rick Huget, lb Jim Krieg, se
1972	John Brady, te Gordy Guinn, dt Calvin Jones, db
1974	Skip Boyd, p/db Dave Pear, dt
1976	Ray Pinney, c
1977 (Dec.)	Ken Greene, db Gavin Hedrick, pk
1979	Jeff Toews, ot Michael Jackson, lb
1980	Mark Lee, cb Tom Turnure, c

1981	Randy Van Divier, ot Curt Marsh, ot Tom Flick, qb
1982	Mark Jerue, lb
1983	Paul Coty, c Chuck Nelson, pk Paul Skansi, wr Danny Greene, fl Ron Holmes, dt
1985	Joe Kelly, ilb Rod Jones, te Tim Peoples, ws Reggie Rogers, dt Chris Chandler, qb
1986	Darryl Franklin, wr
1987	David Rill, ilb Aaron Jenkins, fb Mike Zandofsky, ot Dennis Brown, de Le-Lo Lang, cb
1988	Charles Mincy, cb Jeff Pahukoa, ot Mario Bailey, se Brett Collins, lb Ed Cunningham, c *Dana Hall, cb
1989	Mark Brunell, qb Dave Hoffmann, lb Lincoln Kennedy, ot D'Marco Farr, dt Matt Jones, fb
1990	Mark Bruener, te Napoleon Kaufman, tb Ernie Conwell, te Damon Huard, qb
1991	Ink Aleaga, lb David Richie, dl Cameron Cleeland, te Jason Chorak, de Tony Parrish, olb Jabari Issa, de
1992	Jermaine Smith, cb Lester Towns, lb Mac Tuiaea, dt Pat Conniff, fb Jeremiah Pharms, olb Elliot Silvers, ot
1993	Kyle Benn, c Omare Lowe, cb Kevin Ware, te Ben Mahdavi, ilb
1994	Greg Carothers, olb Marquis Cooper, ilb Terry Johnson, dt Zach Tuasosopo, rb Manase Hopoi, dt Joe Toledo, ot Sean Douglas, p Dashon Goldson, db
1995	Juan Garcia, c Nate Williams, s Sean Parker, s Keith Price, qb Kasen Williams, wr Coleman Shelton, ol Travis Feeney, lb Jared Hilbers, ol Josiah Bronson, dl Luke Wattenberg, ol Jaxson Kirkland, ol Dominique Hampton, s Tuli Letuligasenoa, dl Zion Tupuola-Fetui, edge

Senior Bowl

Senior Bowl established 1950

Year	Player, Pos.
1957	George Strugar, t
1959	Mike McCluskey, b Bob Hivner, qb Don McKeta, hb
1961	Rod Scheyer, c Jim Norton, t Ray Pinney, c
1963	Nesby Glasgow, db Spider Gaines, wr Ray Horton, cb Mark Stewart, lb Rick Mallory, og Danny Greene, fl Tim Meamber, ilb Jacques Robinson, tb
1965	Joe Kelly, ilb
1966	Vestee Jackson, cb Rick Fenney, fb Lonzell Hill, se Reggie Rogers, dt Brandy Brownlee, pk Chris Chandler, qb
1967	Bern Brostek, c Aaron Pierce, te Napoleon Kaufman, tb Bob Sapp, og Jerome Pathon, wr Rashaan Shehee, tb Tony Coats, og Marques Tuiasosopo, qb Chad Ward, og Larry Tripplett, dl Cody Pickett, qb Jake Locker, qb Mason Foster, lb Senio Kelemete, ol Chris Polk, rb Alameda Ta'amu, dt Desmond Trufant, cb Danny Shelton, dl Hau'oli Kikaha, olb/de Kevin King, cb Greg Gaines, dl Kaleb McGary, ol Drew Sample, te Nick Harris, ol Elijah Molden, db Levi Onwuzurike, dl Keith Taylor, cb
1968	Troy Fautanu, ol Michael Penix Jr., qb Roger Rosengarten, ol Edefuan Ulofoshio, lb

Blue-Gray All-Star Game

Year	Player, Pos.
1973	Pete Taggares, hb
1975	Ray Pinney, c
1976	Robin Earl, rb
1977	Brian Habib, dt
1978	Ricky Andrews, ilb Aaron Jenkins, tb Mike Zandofsky, ot Beno Bryant, tb Tom Gallagher, ot Andy Mason, lb Jim Nevelle, c D'Marco Farr, dt Andrew Peterson, ot

Hula Bowl

+Offensive Player of the Game

Year	Player, Pos.
1948	Dick Hagen, e Ken Solid, b Alf Hemstad, g Bob Levenhagen, g
1949	Joe Cloidt, g Hugh McElhenny, b Milt Bohart, g Roy McKasson, c Bob Schloredt, qb Chuck Allen, g George Fleming, b Kurt Gnegor, t Jim Skaggs, g

1963	Ray Mansfield, c Charlie Mitchell, b
1965	Rick Redman, g Junior Coffey, b Fred Forsberg, e Ron Medved, b
1966	Tom Greenlee, de Dave Williams, e
1967	Dean Halverson, e Bob Richardson, t Al Worley, db Lee Brock, t Bruce Jarvis, c Jim Krieg, se Cal Jones, db Bill Cahill, db Kurt Matter, de Sonny Sixkiller, qb
1968	Rick Hayes, ol Skip Boyd, p Dave Pear, dl Al Burleson, db Robin Earl, fb Dave Browning, de Spider Gaines, se Nesby Glasgow, cb Greg Grimes, s Doug Martin, dt Mike Reilly, c Toussaint Tyler, fb Fletcher Jenkins, dt Ray Horton, cb Mark Stewart, lb Steve Pelluer, qb
1969	Vestee Jackson, cb
1970	Rick Fenney, fb Kevin Gogan, ot Lonzell Hill, se Jeff Jaeger, pk Rick McLeod, ot Bo Yates, lb
1971	Ricky Andrews, lb Mike Zandofsky, ot Bern Brostek, c + Cary Conklin, qb Andre Riley, se Greg Lewis, tb Jeff Pahukoa, ot Travis Richardson, de Dean Kirkland, og Mario Bailey, se Ed Cunningham, c Siupell Malamala, ot Aaron Pierce, te Dave Hoffmann, lb Lincoln Kennedy, ot Tommie Smith, ss Hillary Butler, lb Pete Pierson, ot Jamal Fontaine, de Mark Bruener, te Andrew Peterson, ot Ernie Conwell, te Damon Huard, qb Cameron Cleeland, te Dane Looker, wr Ken Walker, fb Roc Alexander, cb Todd Bachert, ot Charles Frederick, wr Tusi Sa'au, og Evan Benjamin, lb Ulumoo Ale, dt

Rotary Gridiron Classic

Year	Player, Pos.
1999	Aaron Dalan, ot
2002	Omare Lowe, cb

NFLPA Collegiate Bowl

Year	Player, Pos.
2015	Travell Dixon, cb Micah Hatchie, ol Andrew Hudson, dl John Timu, lb
2016	Jaydon Mlckens, wr Joshua Perkins, te Taniela Tupou, dl

2017	Jake Eldrenkamp, ol
	Darrell Daniels, te
2020	Aaron Fuller, wr
2021	Josiah Bronson, dl

College Gridiron Classic

Year	Player, Pos.
2021	Kevin Thomson, qb

Tropical Bowl

Year	Player, Pos.
2017	Cameron Van Winkle, pk

Texas vs. the Nation Challenge

Year	Player, Pos.
2007	Louis Rankin, rb
	Marcel Reece, wr

Eastham Energy All-Star Game

Year	Player, Pos.
2011	Ryan Tolar, og
	Cody Habben, ot

College All-Star Bowl

Year	Player, Pos.
2014	Gregory Ducre, cb

Japan Bowl

Year	Player, Pos.
1976	Al Bureson, db
	Dan Lloyd, lb
1977	Robin Earl, fb
1978	Dave Browning, dt
1979	Jeff Toews, og
	Michael Jackson, lb
1980	Tom Turnure, c
	Antowaine Richardson, lb
1981	Tom Flick, qb
	Curt Marsh, ot
	Toussaint Tyler, fb
1982	Fletcher Jenkins, dt
	Mark Jerue, lb
1983	Eric Moran, ot
	Paul Skansi, wr
1984	Vince Albritton, ss
1985	Dan Eernisse, c
	Jim Rodgers, ss
1986	Dan Agen, c
	Ron Hadley, lb
1988	Darryl Franklin, wr
	Rick McLeod, ot
1989	Brian Slater, wr
1990	Le-Lo Lang, cb
1991	John Cook, mg
	Greg Lewis, tb
	Jeff Pahukoa, ot
1992	Dana Hall, cb
	Donald Jones, lb
1993	Mark Brunell, qb
	James Clifford, lb

Chicago Tribune All-Star Game

Year	Player, Pos.
1934	Bill Smith, e
1935	Charles Mucha, g
1937	Jimmie Cain, hb
	Byron Haines, hb
	Max Starceovich, g
	John Wiatrak, c
1938	Bud Ericksen, c
	Vic Markov, t
1939	Jim Johnston, hb
1941	Dean McAdams, hb
	Rudy Mucha, c
1942	Ray Frankowski, g
1948	Arnold Weinmeister, t
1952	Hugh McElhenny, fb
1954	Dean Chambers, t
1957	George Strugar, t
1958	Jim Jones, hb
1961	Ben Davidson, t
	George Fleming, b
1962	John Meyers, t
	Jim Skaggs, g
1963	Ray Mansfield, c
	Charles Mitchell, hb
1965	Junior Coffey, hb
	Jim Norton, t
1967	Dave Williams, fl
1970	Clyde Werner, lb
1971	Ernie Janet, g
1973	Bill Cahill, db
1976	Ray Pinney, c

OTHER AWARDS

AP Coach of the Year

2023	Kalen DeBoer
------	--------------

Home Depot Coach of the Year

2023	Kalen DeBoer
------	--------------

Walter Camp Coach of the Year

2023	Kalen DeBoer
------	--------------

Gene Stallings Award

2017	Chris Petersen
2023	Kalen DeBoer

AFCA Coach of the Year

1977	Don James
2023	Kalen DeBoer

Sporting News Coach of the Year

2023	Kalen DeBoer
------	--------------

Paul "Bear" Bryant Award

1991	Don James
------	-----------

Eddie Robinson Coach of the Year

2023	Kalen DeBoer
1991	Don James

Stevens, Jerome	DE/DT	59	Oxnard, CA	2000, '01, '02, '03
Stevens, Jerramy	TE	14	Olympia, WA	1999, '00, '01
Stevens, Kyle	TB	20	San Jose, CA	1977, '78, '79, '80
Stevenson, Taz	S	14	Mililani, HI	2010, '11, '12
Stewart, Mark	OLB	38	San Jose, CA	1979, '80, '81, '82
Stifter, Bill	DB	29	Burbank, CA	1965
Stiger, Kim	H	35	Corcoran, CA	1961, '62
Stitz, Everett	T	71	Everett, WA	1930, '31, '32
Stombaugh, John	HB	15	Seattle, WA	1926, '28, '29
Stone, Brian	NG	54	Tacoma, WA	1980, '81, '82
Stone, Joe	QB	13	Seattle, WA	1945
Stoves, Jay	HB	66	Centralia, WA	1943
Stransky, Dave	SE	9	Sedro-Woolley, WA	1982, '83
Strauss, Alfred	HB	—	—	1902, '03
Stringfellow Demore'ea	WR	9	Perris, CA	2013
Strohmeier, Paul	LB	92	Vancouver, WA	1973, '74, '75
Stromswold, Dave	OG	61	Bellevue, WA	1975, '76
Stroud, Mike	DB	20	Whittier, CA	1964
Strugar, George	T	77	Renton, WA	1955, '56
Stuart, Scott	TE	89	Ridgefield, WA	1991
Stupey, John	G	67	Monterey Park, CA	1961, '62, '63
Sublett, Tam	QB	15	Lake Forest, IL	1987
Sulkosky, Paul	HB	53	Puyallup, WA	1932, '33, '34
Summers, Matt	CB	11	Issaquah, WA	1997
Susick, Pete	FB	7	Bend, OR	1940, '41, '42, '43
Sutton, Wayne	—	—	—	1910, '11, '12, '13
Swartz, J.E.	—	—	—	1893
Swarva, G.L.	—	—	—	1910
Sweat, Sean	TB	30	Oceanside, CA	2000
Sweatt, Dick	LB	54	Huntington Beach, CA	1970, '71
Sweet, Carl	DB	40	Brea, CA	1969
Sweetman, Felix	QB	17	Lakewood, WA	2006
Sylvester, Austin	FB	47	Reno, NV	2008, '09, '10

T

Ta'amu, Alameda	DT	74	Kent, WA	2008, '09, '10, '11
Tabor, Joe	LB	94	Niles, OH	1972, '73
Tadich, Dmitri	LG	71	East Chicago, IN	1942, '46, '47
Tafisi, MJ	ILB	53	West Jordan, UT	2019, '20, '21
Taggares, Pete	RB	30	Othello, WA	1971, '72, '73
Taillele, Paxton	ROV	8	Laie, HI	1990, '91
Taimani, Sam	DT	94	Salt Lake City, UT	2019, '20, '21
Talley, Darold	E	7	Longview, WA	1949, '50, '51
Tamble, Geoff	TE	42	Kent, WA	1994
Tanigawa, Colin	OG	64	Pasadena, CA	2011, '13, '14
Tarver, Roger	SS	3	Bakersfield, CA	1980, '81, '83
Taulapapa, Wayne	RB	21	Honolulu, HI	2022
Tawney, Brian	ILB	45	Fall City, CA	2004, '05
Taylor, Keith	DB	27	Long Beach, CA	2017, '18, '19, '20
Taylor, Kendyl	WR/TB	23	Chandler, AZ	2012, '14

Taylor, Kim	FS	31	Long Beach, CA	2003, '04, '05
Taylor, Leonard	HB	—	—	1908, '09
Tegtmeier, Fred	C	—	Everett, WA	1906, '07, '08, '09
Teichman, Ben	OL	61	Danville, CA	2012
Te'o-Nesheim, Daniel	DE	66	Waikoloa, HI	2006, '07, '08, '09
Terry, Ron	H	19	Banning, CA	1954
Tesreau, Elmer	—	—	—	1923, '24, '25
Tesreau, Louis	HB	5	Chehalis, WA	1925, '26, '27
Tharps, Terry	FL	5	Tacoma, WA	1999, '00
Theisen, Art	E	—	—	1917, '19
Theoudele, Lance	CB	10	Richmond, CA	1976, '79
Thomas, Garth	OG	68	Redmond, WA	1984, '85, '86
Thomas, Jim	H	17	Port Townsend, WA	1954, '55, '56
Thomas, Justin	SLB	5	Spokane, WA	1992, '93, '94
Thomas, Richard	FB	30	Kent, WA	1992, '95
Thompson, Bob	—	—	—	1925
Thompson, Everrette	DE	92	Renton, WA	2008, '09, '10, '11
Thompson, Jim	LH	26	Seattle, WA	1946
Thompson, Roy	C/LB	3	Vancouver, WA	1944
Thompson, Scott	OLB	34	Renton, WA	1980, '81, '82
Thompson, Shaq	LB/TB	7	Sacramento, CA	2012, '13, '14
Thompson, Steve	DT	79	Lake Stevens, WA	1965, '66, '67
Thornton, Thurle	HB	7	Seattle, WA	1927, '28, '29
Tibbals, Maurice	E	—	—	1903, '04
Tice, Bud	C	51	Seattle, WA	1952
Tidball, Ben	—	—	—	1916, '19
Tiedemann, Henry	FB	34	Berkeley, IL	1948, '49
Till, Bill	G	71	Walla Walla, WA	1954, '56
Tilley, Homer	—	—	—	1904
Timu, John	LB	10	Long Beach, CA	2011, '12, '13, '14
Tining, Norman	—	—	—	1921, '22
Tipoti, Francisco	OG	71	Honolulu, HI	2002, '03
Toews, Jeff	OT	63	San Jose, CA	1975, '76, '77, '78
Tokolahi, Semisi	DT	98	Hilo, HI	2009, '10, '11, '12
Tolar, Ryan	OG	65	Pasco, WA	2007, '08, '09, '10
Toledo, Joe	TE/OT	83/67	Encinitas, CA	2002, '03, '04, '05
Toomey-Stout, Sean	S	27	Greenbank, WA	2022
Tormey, Pete	OLB	60	Spokane, WA	1977, '78, '79
Towns, Lester	ILB	17	Pasadena, CA	1996, '97, '98, '99
Townsend, Frank	—	—	—	1919
Toy, David	FS	34	Mountain Home, ID	1984, '85, '86, '87
Tracy, Jack	E	18	Seattle, WA	1941, '42, '43
Trask, Leo	F	62	Everett, WA	1945
Travis, Greg	WLB	47	Pasco, WA	1986, '87, '89
Trew, Kyle	ILB	20	Edmonds, WA	2004, '07
Trice, Bralen	OLB	8	Phoenix, AZ	2021, '22, '23
Trimble, David	FL	93	Yakima, WA	1983, '84, '85
Tripplett, Larry	NT	70	Los Angeles, CA	1999, '00, '01
Trufant, Desmond	CB	6	Tacoma, WA	2009, '10, '11, '12

Tryon, Joe	OLB	9	Renton, WA	2018, '19
Tucker, Tim	LB/FB	42	Harbor City, CA	2011
Tufono, Albert	ILB	41	Honolulu, HI	1983, '84, '87
Tufunga, Siosifa	OL	65	Long Beach, CA	2012, '13, '14, '15
Tuiaaa, Mac	DT	78	West Richland, WA	1996, '97, '98, '99
Tuiasosopo, Marques	QB	11	Woodinville, WA	1997, '98, '99, '00
Tuiasosopo, Trenton	ILB	57	Everett, WA	2006, '07, '08, '09
Tuiasosopo, Zach	OLB	5	Woodinville, WA	2001, '02, '03, '04
Tuitelle, Faatui	DL	99	Honolulu, HI	2020, '21, '22, '23
Tunuufi, Voi	DL	90	South Jordan, UT	2021, '22, '23
Tupou, Taniela	DL	90	Marysville, WA	2012, '13, '14, '15
Tupuala-Fetui, Zion	OLB	58	Pearl City, HI	2019, '20, '21, '22, '23
Tuputala, Alphonzo	ILB	40	Federal Way, WA	2020, '22, '23
Turner, Asa	S	20	Carlsbad, CA	2019, '20, '21, '22, '23
Turner, Darius	FB	31	Gardena, CA	1989, '90, '91, '92
Turner, Ezekiel	S	24	Pasadena, MD	2015, '16, '17
Turner, Mark	LB	50	Seattle, WA	1968, '70
Turnure, Tom	C	56	Seattle, WA	1976, '77, '78, '79
Turpin, Damion	DL	66	Compton, CA	2014, '15, '16
Tutogi, Thomas	LB	50	Chula Vista, CA	2011, '12, '13
Tyler, Toussaint	FB	45	Oceanside, CA	1977, '78, '79, '80
Tymer, Tom	DT	61	Vancouver, WA	1971

U

Ulin, Woody	T	70	Centralia, WA	1932, '33, '34
Ulofoshio, Edefuan	ILB	48	Anchorage, AK	2019, '20, '21, '22, '23

V

Van Divier, Randy	OT	79	Anaheim, CA	1978, '79
Van Hoosier, Paul	WS	19	Seattle, WA	1981
Vanneman, Brad	C	50	Issaquah, WA	2002, '03, '04, '05
Van Valkeberg, Carl	OT	79	Seattle, WA	1974, '75, '76
Van Winkle, Cameron	PK	48	Fall City, WA	2014, '15, '16
Vatuvai, Pio	DE	44	Patterson, CA	2012
Vaughan, Robert	E	9	Seattle, WA	1940
Vea, Vita	DT	50	Milpitas, CA	2015, '16, '17
Vergara, Sean	DB	39	Selah, WA	2018
Verti, Tom	DB	35	Altadena, CA	1967, '68, '69
Vicino, Mike	RB	24	Covina, CA	1974, '75
Vicker, Doug	LT	15	Seattle, WA	1945, '49
Victor, Azeem	LB	36	Compton, CA	2014, '15, '16, '17
Vincent, Thomas	QB	14	Seattle, WA	2012, '14
Vizcaino, Tristain	PK/P	43	Chino Hills, CA	2014, '15, '16, '17
Volbrecht, Ron	DB-K	10	Hammond, IN	1968, '69, '70
Vontoure, Anthony	CB	23	San Ramon, CA	1999, '00

W

Waddell, Chris (Oye)	ILB	58	Los Angeles, CA	1999, '00
Waechter, Gerald	—	—	—	1919
Wagner, Paul	FB	37	Seattle, WA	1982

All-Time Starting Lineups

Players listed started at least one game at position indicated. Numbers in parentheses refer to number of games started at position. Underlined name indicated true freshman. Italics indicate alternate position then where listed: a - Second/Third TE; b - Third/Fourth WR; c - Fifth/Sixth DB; d - Fourth LB; e - Third/Fourth DL; f - Second/Third RB.

2023 Offense

LT: Troy Fautanu (15)
 LG: Nate Kalepo (14), Julius Buelow (1)
 C: Parker Brailsford (13), Matteo Mele (2)
 RG: Julius Buelow (8), Geirean Hatchett (4), Parker Brailsford (2), Nate Kalepo (1)
 RT: Roger Rosengarten (15)
 TE: Jack Westover (7), Devin Culp (6), Quentin Moore (3)
 QB: Michael Penix Jr. (15)
 TB: Dillon Johnson (14), Denzel Boston (1-b)
 WR: Rome Odunze (14), Jalen McMillan (1)
 WR: Jalen McMillan (6), Germie Bernard (5), Devin Culp (3-a), Giles Jackson (1)
 WR: Ja'Lynn Polk (13), Germie Bernard (2)

2023 Defense

EDGE: Bralen Trice (15)
 DT: Ulumoo Ale (12), Faatui Tuitele (2), Voi Tunuufi (1)
 DT: Tuli Letuligasenoa (10), Faatui Tuitele (4) Jacob Bandes (1)
 EDGE: Zion Tupuola-Fetui (14), Sekai Asaou-Afoa (10)
 ILB: Edefuan Ulofoshio (15)
 ILB: Alphonzo Tuputala (14), Carson Bruener (1)
 CB: Jabbar Muhammad (15)
 CB: Elijah Jackson (15)
 S: Dominique Hampton (15)
 S: Asa Turner (6), Kamren Fabriculan (4), Makell Esteen (2), Vincent Nunley (1), Thaddeus Dixon (1), Faatui Tuitele (1-e)
 H: Mishael Powell (14), Faatui Tuitele (1-e)

2022 Offense

LT: Troy Fautanu (12), Jaxson Kirkland (1), LG: Jaxson Kirkland (9), Nate Kalepo (3), Troy Fautanu (1)
 C: Corey Luciano (13)
 RG: Henry Bainivalu (13)
 RT: Roger Rosengarten (13)
 TE: Devin Culp (11), Jack Westover (1), Quentin Moore (1)
 QB: Michael Penix Jr. (13)
 TB: Wayne Taulapapa (12), Cam Davis (1)
 WR: Rome Odunze (8), Giles Jackson (5)
 WR: Jalen McMillan (7), Jack Westover (3-a), Quentin Moore (1-a), Lonyatta Alexander (1), Denzel Boston (1)
 WR: Ja'Lynn Polk (8), Taj Davis (4), Jack Westover (1-a).

2022 Defense

EDGE: Jeremiah Martin (13)
 DT: Faatui Tuitele (13)
 DT: Tuli Letuligasenoa (12), Jacob Bandes (1)
 EDGE: Bralen Trice (11), Zion Tupuola-Fetui (2)
 ILB: Cam Bright (13), Kam Fabriculan (1-c)
 ILB: Alphonzo Tuputala (13)
 CB: Jordan Perryman (10), Julius Irvin (3)
 CB: Mishael Powell (8), Davon Banks (2), Elijah Jackson (2), Julius Irvin (1)
 S: Alex Cook (13)
 S: Asa Turner (9), Kamren Fabriculan (4)
 H: Dominique Hampton (11), Kamren Fabriculan (1), Ulumoo Ale (1-e)

2021 Offense

LT: Jaxson Kirkland (10), Troy Fautanu (2)
 LG: Ulumoo Ale (6), Julius Buelow (5), Troy Fautanu (1)
 C: Luke Wattenberg (12)
 RG: Henry Bainivalu (12)
 RT: Victor Curne (12)
 TE: Cade Otton (8), Devin Culp (4)
 QB: Dylan Morris (11), Sam Huard (1)
 TB: Sean McGrew (6), Richard Newton (3), Cam Davis (1), Kamari Pleasant (1),

Giles Jackson (1-b)
 WR: Terrell Bynum (7), Taj Davis (2), Ja'Lynn Polk (2), Giles Jackson (1)
 WR: Rome Odunze (7), Taj Davis (4), Mark Redman (1-a)
 WR: Jalen McMillan (8), Devin Culp (2-a), Jack Westover (2-a).

2021 Defense

OLB: Ryan Bowman (7), Zion Tupuola-Fetui (3), Bralen Trice (2)
 DT: Sam Taimani (10), Faatui Tuitele (1), Mishael Powell (1-c)
 DT: Tuli Letuligasenoa (11), Faatui Tuitele (1)
 OLB: Cooper McDonald (10), Voi Tunuufi (1), Jeremiah Martin (1)
 ILB: Edefuan Ulofoshio (5), Carson Bruener (5), Daniel Heimuli (2)
 ILB: Jackson Sirmon (12)
 DB: Trent McDuffie (11), Mishael Powell (1)
 DB: Kyle Gordon (12)
 DB: Alex Cook (8), Dom Hampton (3), Kamren Fabriculan (1)
 DB: Brendan Radley-Hiles (9), Jacob Bandes (1-e), Faatui Tuitele (1-e), Voi Tunuufi (1-e)
 DB: Asa Turner (4), Cam Williams (3), Julius Irvin (2), Alex Cook (1), Mishael Powell (1), Faatui Tuitele (1-e)

2020 Offense

LT: Jaxson Kirkland (4)
 LG: Ulumoo Ale (4)
 C: Luke Wattenberg (4)
 RG: Henry Bainivalu (4)
 RT: Victor Curne (4)
 TE: Cade Otton (4)
 TE: Jack Westover (2), Devin Culp (1), Jalen McMillan (1-b)
 QB: Dylan Morris (4)
 TB: Sean McGrew (2), Kamari Pleasant (2)
 WR: Terrell Bynum (3), Rome Odunze (1)
 WR: Ty Jones (4)

2020 Defense

OLB: Ryan Bowman (3), Sav'ell Smalls (1)
 DT: Sam Taimani (4)
 DT: Josiah Bronson (2), Faatui Tuitele (1), Tuli Letuligasenoa (1)
 OLB: Zion Tupuola-Fetui (4)
 ILB: Edefuan Ulofoshio (4)
 ILB: Jackson Sirmon (4)
 DB: Keith Taylor (4)
 DB: Elijah Molden (4)
 DB: Trent McDuffie (4)
 DB: Asa Turner (4)
 DB: Alex Cook (3), Kyler Gordon (1)

2019 Offense

WR: Terrell Bynum (8), Aaron Fuller (5)
 LT: Trey Adams (12), Jared Hilbers (1)
 LG: Luke Wattenberg (13)
 C: Nick Harris (12), Matteo Mele (1)
 RG: Jaxson Kirkland (11), Henry Bainivalu (2)
 RT: Jared Hilbers (12), Henry Roberts (1)
 TE: Cade Otton (13)
 TE: Hunter Bryant (11), Chico McClatcher (1-b), Cameron Davis (1-f)
 QB: Jacob Eason (13)
 TB: Salvon Ahmed (12), Sean McGrew (1)
 WR: Andre Baccellia (4), Puka Nacua (3), Aaron Fuller (3), Jordan Chin (1), Jack Westover (1-a), Jacob Kizer (1-a)

2019 Defense

OLB: Ryan Bowman (11), Benning Potoa'e (1), Trent McDuffie (1-c)
 DT: Levi Onwuzurike (12), Cam Williams (1-c)
 DT: Josiah Bronson (11), Benning Potoa'e (2)
 OLB: Joe Tryon (12), Kyler Gordon (1-c)
 ILB: Brandon Wellington (12), Edefuan Ulofoshio (1)
 ILB: Kyle Gordon (11), Edefuan Ulofoshio (2)
 DB: Myles Bryant (13)
 DB: Keith Taylor (13)
 DB: Elijah Molden (13)
 DB: Asa Turner (6), Cameron Williams (5), Kyler Gordon (1), Benning Potoa'e (1-e)
 DB: Trent McDuffie (10), Kyler Gordon (3)

2018 Offense

WR: Aaron Fuller (8), Jordan Chin (3), Chico McClatcher (1), Terrell Bynum (1), Quinten Pounds (1), Alex Cook
 LT: Jared Hilbers (11), Trey Adams (2), Henry Roberts (1)
 LG: Luke Wattenberg (14)
 C: Nick Harris (13), Jesse Sosebee (1)
 RG: Jaxson Kirkland (14)
 RT: Kaleb McGary (14)
 TE: Drew Sample (14)
 TE: Cade Otton (11), Andre Baccellia (2-b), Salvon Ahmed (1-f)
 QB: Jake Browning (14)
 TB: Myles Gaskin (12), Sean McGrew (2)
 WR: Ty Jones (8), Andre Baccellia (2), Salvon Ahmed (2-f), Kamari Pleasant (1-f)

2018 Defense

DT: Jaylen Johnson (11), Ryan Bowman (1), Shane Bowman (1), Elijah Molden (1-c)
 DT: Greg Gaines (13)
 OLB: Benning Potoa'e (13), Ryan Bowman (1)
 LB: Ben Burr-Kirven (14)
 LB: Tevis Bartlett (11), Brandon Wellington (3), DJ Beavers (1)
 OLB: Shane Bowman (5), Levi Onwuzurike (4), Ryan Bowman (2), Joe Tryon (2)
 S: Jojo McIntosh (14)
 S: Taylor Rapp (13), Brandon McKinney (1)
 CB: Byron Murphy (14)
 CB: Jordan Miller (12), Keith Taylor (2)
 DB: Myles Bryant (12), Elijah Molden (2)

2017 Offense

WR: Dante Pettis (12)
 LT: Trey Adams (7), Luke Wattenberg (5), Andrew Kirkland (1)
 LG: Jesse Sosebee (8), Andrew Kirkland (5)
 C: Coleman Shelton (13)
 RG: Nick Harris (13)
 RT: Kaleb McGary (13)
 TE: Will Dissly (12), Andre Baccellia (1-b)
 TE: Drew Sample (8), Hunter Bryant (5)
 QB: Jake Browning (13)
 TB: Myles Gaskin (10), Lavon Coleman (2), Salvon Ahmed (1)
 WR: Aaron Fuller (4), Jacob Kizer (3-a), Chico McClatcher (2), Andre Baccellia (2), Drew Sample (1-a), Jordan Chin (1)

2017 Defense

DT: Vita Vea (13)
 DT: Greg Gaines (13)
 OLB: Benning Potoa'e (10) Ryan Bowman (3)
 LB: Kieshawn Bierria (13)
 LB: Ben Burr-Kirven (8), Azeem Victor (5)
 OLB: Tevis Bartlett (12), Connor O'Brien (1)
 S: Jojo McIntosh (13)
 S: Taylor Rapp (10), Ezekiel Turner (3)
 CB: Austin Joyner (10), Byron Murphy (3)
 CB: Jordan Miller (7), Myles Bryant (3), Byron Murphy (3)
 DB: Myles Bryant (10), Taylor Rapp (2), Jaylen Johnson (1-e)

2016 Offense

WR: John Ross (12), Quinten Pounds (2)
 LT: Trey Adams (14)
 LG: Jake Eldrenkamp (12), Nick Harris (2)
 C: Coleman Shelton (14)
 RG: Shane Brostek (7), Andrew Kirkland (5), Nick Harris (2)
 RT: Kaleb McGary (14)
 TE: Drew Sample (8), Darrell Daniels (6)
 QB: Jake Browning (14)
 TB: Myles Gaskin (11), Jomom Dotson (2), Lavon Coleman (1)
 WR: Dante Pettis (9), Andre Baccellia (2), Aaron Fuller (1)
 WR: Will Dissly (5-a), Chico McClatcher (3), Drew Sample (3-a), Aaron Fuller (2), Connor Griffin (1)

2016 Defense

DT: Elijah Qualls (11), Vita Vea (3)
 DT: Greg Gaines (14)
 DE: Connor O'Brien (7), Joe Mathis (5), Benning Potoa'e (1), Vita Vea (1)
 LB: Azeem Victor (10), D.J. Beavers (4)
 LB: Kieshawn Bierria (14)
 OLB: Psalm Wooching (14)
 S: Budda Baker (14)
 S: Jojo McIntosh (13), Ezekiel Turner (1)
 CB: Sidney Jones (14)
 CB: Kevin King (14)
 DB: Taylor Rapp (10), Darren Gardenhire (2), Brandon Beaver (1), Vita Vea (1-e)

2015 Offense

WR: Jaydon Mickens (11), Darrell Daniels (2-a)
 LT: Trey Adams (9), Coleman Shelton (2), Andrew Kirkland (2)
 LG: Jake Eldrenkamp (11), Coleman Shelton (2)
 C: Siosifa Tufunga (13)
 RG: Coleman Shelton (9), Shane Brostek (2), Jesse Sosebee (2)
 RT: Andrew Kirkland (5), Kaleb McGary (6), Matt James (2)
 TE: Joshua Perkins (7), Drew Sample (6)
 QB: Jake Browning (12), K.J. Carta-Samuels (1)
 TB: Myles Gaskin (6), Dwayne Washington (6), Lavon Coleman (1).
 WR: Dante Pettis (8), Drew Sample (2-a), Marvin Hall (1), Darrell Daniels (1-a), David Ajamu (1-a)
 WR: Brayden Lenius (6), Darrell Daniels (5-a), Marvin Hall (1), David Ajamu (1-a)

2015 Defense

BUCK: Travis Feeney (12), Will Dissly (1)
 DT: Taniela Tupou (13)
 DT: Elijah Qualls (8), Greg Gaines (5)
 DE: Joe Mathis (7), Kevin King (4-c), Greg Gaines (1), Jaylen Johnson (1)
 LB: Kieshawn Bierria (12), Scott Lawyer (1)
 LB: Azeem Victor (10), Scott Lawyer (3)
 LB: Cory Littleton (13)
 S: Budda Baker (13)
 S: Brian Clay (12), Ezekiel Turner (1)
 CB: Sidney Jones (13)
 CB: Darren Gardenhire (9), Kevin King (4)

2014 Offense

WR: Kasen Williams (6), Dante Pettis (5), Marvin Hall (1), Brayden Lenius (2), John Ross (1)
 LT: Micah Hatchie (14)
 LG: Dexter Charles (9), Siosifa Tufunga (5)
 C: Colin Tanigawa (11), Mike Criste (3)
 RG: James Atoe (9), Colin Tanigawa (3), Mike Criste (2)
 RT: Coleman Shelton (7), James Atoe (5), Ben Riva (2)
 TE: Joshua Perkins (8), Darrell Daniels (4), Michael Hartvigson (1), John Ross (1-b)
 QB: Cyler Miles (12), Jeff Lindquist (1), Troy Williams (1)
 TB: Dwayne Washington (7), Lavon Coleman (2), Deontae Cooper (2), Shaq Thompson (2), Jesse Callier (1)
 WR: Jaydon Mickens (12), M. Hartvigson (2-a)
 WR: DiAndre Campbell (12), John Ross (1)

2014 Defense

BUCK:Hau'oli Kikaha (14)
 NT: Danny Shelton (14)
 DT: Evan Hudson (13), Cory Littleton (1)
 DE: Andrew Hudson (14)
 LB: Travis Feeney (8), Keishawn Bierria (4), Trevor Walker (1-c)
 LB: John Timu (14)
 LB: Shaq Thompson(11),KeishawnBierria(3)
 S: Budda Baker (14)
 S: Kevin King (12), Trevor Walker (2)
 CB: Sidney Jones (12), Jermaine Kelly (2)
 CB: Marcus Peters (7), John Ross (4), Naijuel Hale (2), Travell Dixon (1)

2013 Offense

WR: Kasen Williams (9), Demoree'a Stringfellow (3), Marvin Hall (1)
 LT: Micah Hatchie (13)
 LG: Dexter Charles (10), Erik Kohler (2), Colin Tanigawa (1)
 C: Mike Criste (13)
 RG: Colin Tanigawa (12), James Atoe (1)
 RT: Ben Riva (13)
 TE: Austin Seferian-Jenkins (12), Michael Hartvigson (1)
 QB: Keith Price (12), Cyler Miles (1)
 TB: Bishop Sankey (13)
 WR: Jaydon Mickens (11), Joshua Perkins (2-a)
 WR: Kevin Smith (13)

2013 Defense

DE: Hau'oli Kikaha (13)
 DT: Danny Shelton (13)
 DT: Evan Hudson (13)
 DE: Cory Littleton (13)
 OLB: Princeton Fuimaono (11), Travis Feeney (2)
 ILB: John Timu (11), Thomas Tutogi (1), Tre Watson (1-c)
 OLB: Shaq Thompson (12), Tre Watson (1-c)
 S: Sean Parker (13)
 S: Will Shamburger (10), Kevin King (2), Brandon Beaver (1)
 CB: Gregory Ducre (12)
 CB: Marcus Peters (12), Tre Watson (1)

2012 Offense

WR: Kasen Williams (13)
 LT: Micah Hatchie (13)
 LG: Dexter Charles (11), Colin Tanigawa (2)
 C: Drew Schaefer (13)
 RG: Mike Criste (6), Shane Brostek (3), James Atoe (3), Erik Kohler (1)
 RT: Ben Riva (8), James Atoe (3), Mike Criste (1), Erik Kohler (1)
 TE: Austin Seferian-Jenkins (13)
 QB: Keith Price (13)
 TB: Bishop Sankey (12), Jesse Callier (1)
 FB: Evan Hudson (6-a), Michael Hartvigson (3-a), Jonathan Amosa (1), Jaydon Mickens (1-b), Kendyl Taylor (1-b)
 WR: DiAndre Campbell (7), Jaydon Mickens (3), Cody Bruns (3), Kevin Smith (1)

2012 Defense

DE: Talia Crichton (7), Semisi Tokolahi (5), Danny Shelton (1)
 NT: Danny Shelton (12), Drew Schultz (1)
 DE: Andrew Hudson (13)
 RE: Josh Shirley (6), Semisi Tokolahi (3), Cory Littleton (2), Talia Crichton (1), Josh Banks (1)
 OLB: Travis Feeney (9), Princeton Fuimaono (3), Thomas Tutogi (1)
 ILB: John Timu (13)
 NB: Shaq Thompson (13)
 S: Sean Parker (13)
 S: Justin Glenn (11), Will Shamburger (2)
 CB: Desmond Trufant (12), Gregory Ducre (1)
 CB: Marcus Peters (8), Tre Watson (5)

2011 Offense

WR: Jermaine Kearse (12), Kevin Smith (1)
 LT: Senio Kelemete (13)
 LG: Colin Tanigawa (11), Nick Wood (2)
 C: Drew Schaefer (13)
 RG: Colin Porter (13)
 RT: Erik Kohler (13)
 TE: Austin Seferian-Jenkins (10), Kasen Williams (2-b), Michael Hartvigson (1)
 QB: Keith Price (12), Nick Montana (1)
 TB: Chris Polk (13)
 FB: Jonathan Amosa (3), Michael Hartvigson (3-a), Kasen Williams (5-b), Tim Tucker (1), Kevin Smith (1-b)
 WR: Devin Aguilar (8), Michael Hartvigson (2-a), Evan Hudson (1-a), James Johnson (1), Kevin Smith (1)

2011 Defense

DE: Everette Thompson (10), Talia Crichton (3)
 DT: Alameda Ta'amu (13)
 DT: Semisi Tokolahi (7), Everette Thompson (3), Danny Shelton (2), Sione Potoa'e (1)
 DE: Josh Shirley (7), Hau'oli Jamora (4), Andrew Hudson (2)
 OLB: Princeton Fuimaono (12), Garret Gilliland (1)
 ILB: Cort Dennison (13)
 OLB: John Timu (8), Jamaal Kearse (4), Gregory Ducre (1-c)
 S: Sean Parker (13)
 S: Justin Glenn (5), Will Shamburger (4), Nate Fellner (4)
 CB: Desmond Trufant (13)
 CB: Quinton Richardson (8), Gregory Ducre (5)

2010 Offense

WR: Devin Aguilar (5), D'Andre Goodwin (5), Kevin Smith (1), Marek Domanski (1-a), Jordan Polk (1)
 LT: Senio Kelemete (13)
 LG: Ryan Tolar (8), Erik Kohler (4), Gregory Christine (1)
 C: Drew Schaefer (11), Gregory Christine (2)
 RG: Colin Porter (6), Gregory Christine (4), Ryan Tolar (3)
 RT: Cody Habben (10), Drew Schaefer (2), Erik Kohler (1)
 TE: Marlion Barnett (4), Daniel Kanczurgowski (3), James Johnson (2-b), Cody Bruns (1-b), Kevin Smith (1-b), Chris Izbicki (1)
 QB: Jake Locker (12), Keith Price (1)
 TB: Chris Polk (13)
 FB: Austin Sylvester (6), Jesse Callier (4), D'Andre Goodwin (2-b), Jordan Polk (1-b)
 WR: Jermaine Kearse (13)

2010 Defense

DE: Everette Thompson (8), Cameron Elisara (3), De'Shon Matthews (2)
 DT: Alameda Ta'amu (13)
 DT: Everette Thompson (5), Cameron Elisara (3), Semisi Tokolahi (3), Sione Potoa'e (2)
 DE: Hau'oli Jamora (7), Talia Crichton (6)
 OLB: Mason Foster (13)
 ILB: Cort Dennison (12), Garret Gilliland (1)
 OLB: Victor Aiyewa (12), Princeton Fuimaono (1)
 S: Nate Williams (13)
 S: Nate Fellner (13)
 CB: Desmond Trufant (13)
 CB: Quinton Richardson (13)

2009 Offense

WR: Devin Aguilar (9), Jermaine Kearse (2), Jordan Polk (1)
 LT: Ben Ossai (8), Drew Schaefer (4)
 LG: Gregory Christine (6), Nick Wood (4), Ben Ossai (2)
 C: Ryan Tolar (11), Mykenna Ikehara (1)
 RG: Senio Kelemete (11), Morgan Rosborough (1)
 RT: Cody Habben (12)
 TE: Kavario Middleton (11), Cody Bruns (1-b)
 QB: Jake Locker (12)
 TB: Chris Polk (12)
 FB: Paul Homer (3), Chris Izbicki (5-a), Jermaine Kearse (3-b), D'Andre Goodwin (1-b)
 WR: James Johnson (7), Jermaine Kearse (4), D'Andre Goodwin (1)

2009 Defense

DE: Daniel Te'o-Nesheim (11), Andru Pulu (1)
 DT: Cameron Elisara (8), Everette Thompson (2), Daniel Te'o-Nesheim (1), De'Shon Matthews (1)
 DE: Darrion Jones (7), Talia Crichton (4), Kalani Aldrich (1)
 OLB: E.J. Savannah (7), Cort Dennison (5)
 ILB: Donald Butler (12)
 OLB: Mason Foster (12)
 S: Nate Williams (10), Victor Aiyewa (2)
 S: Justin Glenn (4), Jason Wells (3), Nate Fellner (3), Nate Williams (1), Greg Walker (1)
 CB: Desmond Trufant (9), Vonzell McDowell (3)
 CB: Quinton Richardson (6), Adam Long (6)

2008 Offense

WR: Alvin Logan (11), Devin Aguilar (1)
 LT: Ben Ossai (11), Cody Habben (1)
 LG: Jordan White-Frisbee (12)
 C: Juan Garcia (12)
 RG: Ryan Tolar (7), Casey Bulyca (5)
 RT: Cody Habben (11), Skyler Fancher (1)
 TE: Michael Gottlieb (9), Kavario Middleton (2), Devin Aguilar (1-b)
 QB: Ronnie Fouch (8), Jake Locker (4)
 TB: Terrance Dailey (4), Willie Griffin (3), David Freeman (2), Chris Polk (2), Brandon Johnson (1)
 FB: Paul Homer (6), Kavario Middleton (3-a), Jermaine Kearse (2-b), Walt Winter (1-a)
 WR: D'Andre Goodwin (11), Devin Aguilar (1)

2008 Defense

DE: Daniel Te'o-Nesheim (12)
 DT: Cameron Elisara (7), Alameda Ta'amu (5)
 DT: Senio Kelemete (4), Johnnie Kirton (3), Chris Stevens (3-d), Tripper Johnson (1-a), Vonzell McDowell (1-a)
 DE: Darrion Jones (9), Everette Thompson (3)
 OLB: Donald Butler (6), Josh Gage (4), Matt Houston (1), Chris Stevens (1)
 ILB: Trenton Tuasosopo (7), Donald Butler (5)
 OLB: Mason Foster (12)
 S: Nate Williams (12)
 S: Tripper Johnson (6), Johri Fogerson (3), Darin Harris (2), Victor Aiyewa (1)
 CB: Mesphin Forrester (10), Matt Mosley (2)
 CB: Quinton Richardson (11), Matt Mosley (1)

2007 Offense

WR: Anthony Russo (13)
 OT: Ben Ossai (10), Cody Habben (3)
 OG: Ryan Tolar (12), Jordan White-Frisbee (3)
 C: Juan Garcia (13)
 OG: Casey Bulyca (11)
 OT: Chad Macklin (13)
 TE: Michael Gottlieb (6), Johnnie Kirton (2), Corey Williams (3-b), Cody Ellis (2-b)
 QB: Jake Locker (12), Carl Bonnell (1)
 FB: Paul Homer (10), Robert Lewis (1-a), Quintin Daniels (1-b)
 TB: Louis Rankin (13)
 WR: Marcel Reece (12)

2007 Defense

DE: Daniel Te'o-Nesheim (13)
 DT: Jordan Reffett (13)
 DT: Wilson Afoa (12), Erick Lobos (1)
 DE: Greyson Gunheim (13)
 OLB: Dan Howell (11), Kyle Trew (1), Nate Williams (1-c)
 ILB: Trenton Tuasosopo (8), Donald Butler (4), Mason Foster (4)
 OLB: E.J. Savannah (10)
 CB: Roy Lewis (13)
 CB: Byron Davenport (7), Matt Mosley (3), Vonzell McDowell (3)
 SS: Mesphin Forrester (13)
 FS: Darin Harris (8), Jason Wells (5)

2006 Offense

WR: Sonny Shackelford (8), Corey Williams (4)
 LT: Ben Ossai (11), Eric Berglund (1)
 LG: Stanley Daniels (12)
 C: Juan Garcia (12)
 RG: Clay Walker (12)
 RT: Chad Macklin (12)
 TE: Michael Gottlieb (6), Johnnie Kirton (5), Quintin Daniels (1-b)
 QB: Isaiah Stanback (7), Carl Bonnell (5)
 FB: Mark Palaia (4), Cody Ellis (4-b), Sonny Shackelford (1-b), Marcel Reece (1-b), Robert Lewis (1-a), Johnnie Kirton (1-a)
 TB: Kenny James (10), Louis Rankin (2)
 WR: Anthony Russo (12)

2006 Defense

DE: Daniel Te'o-Nesheim (11), Brandon Ala (1)
 DT: Donny Mateaki (7), Jordan Reffett (4), Daniel Te'o-Nesheim (1)
 DT: Wilson Afoa (11), Jordan Reffett (1)
 DE: Greyson Gunheim (10), Brandon Ala (1)
 OLB: Scott White (11), Chris Stevens (1)
 ILB: Tahj Bomar (12)
 OLB: Dan Howell (10), Scott White (1), Mesphin Forrester (1-c)
 CB: Matt Fontaine (7), Dashon Goldson (5)
 CB: Roy Lewis (12)
 SS: C.J. Wallace (12)
 FS: Jason Wells (9), Chris Hemphill (2), Dashon Goldson (1)

2005 Offense

WR: Sonny Shackelford (11)
 LT: Robin Meadow (8), Joe Toledo (3)
 LG: Stanley Daniels (7), Clay Walker (7)
 C: Brad Vanneman (11)
 RG: Tusi Sa'au (11)
 RT: Tui Alailefaleula (4), Joe Toledo (3), Robin Meadow (2), Chad Macklin (2)
 TE: Robert Lewis (10), Jared Bronson (1)
 QB: Isaiah Stanback (11)
 FB: Mark Palaia (2), Craig Chambers (6-b), Johnnie Kirton (2-a), Corey Williams (1-b)
 TB: Louis Rankin (7), James Sims (4)
 WR: Anthony Russo (11)

2005 Defense

DE: Donny Mateaki (10), Brandon Ala (1)
 DT: Wilson Afoa (7), Mike Mapuolesega (4)
 DT: Manase Hopoi (11)
 DE: Greyson Gunheim (11)
 OLB: Evan Benjamin (11)
 ILB: Joe Lobendahn (9), Tahj Bomar (1)
 ILB: Scott White (11)
 CB: Matt Fontaine (8), Durrell Moss (2), Roy Lewis (1)
 CB: Roy Lewis (7), Josh Okoebor (3), Darin Harris (1)
 SS: C.J. Wallace (8), Darin Harris (3)
 FS: Dashon Goldson (11)

2004 Offense

WR: Charles Frederick (4), Sonny Shackelford (4), Craig Chambers (3)
 OT: Ryan Brooks (6), Khalif Barnes (5)
 OG: Clay Walker (9), Tusi Sa'au (2)
 C: Brad Vanneman (11)
 OG: Stanley Daniels (8), Tusi Sa'au (3)
 OT: Robin Meadow (1), Ryan Brooks (1)
 TE: Joe Toledo (5), Jon Lyon (4), Anthony Russo (1-b), Craig Chambers (1-b)
 QB: Casey Paus (8), Carl Bonnell (2), Isaiah Stanback (1)
 FB: James Sims (6), Zach Tuasosopo (2), Joe Toledo (2-a), Robert Lewis (2-a), Anthony Russo (1-b)
 TB: Kenny James (10), Bobby Whithorne (1-b)
 WR: Quintin Daniels (4), Bobby Whithorne (3), Sonny Shackelford (2), Corey Williams (1), Joe Toledo (1-a)

2004 Defense

DE: Manase Hopoi (4), Mike Mapuolesega (6), Ty Eriks (1)
 DT: Jordan White-Frisbee (8), Manase Hopoi (2), Donny Mateaki (1)
 DT: Dan Milsten (6), Manase Hopoi (5)
 DE: Greyson Gunheim (7), Brandon Ala (4)
 OLB: Evan Benjamin (11)
 ILB: Joe Lobendahn (10), Tim Galloway (1)
 ILB: Scott White (9), Dan Howell (1), Matt Fountaine (1-c)
 CB: Sam Cunningham (11)
 CB: Derrick Johnson (10), Matt Fountaine (1)
 SS: C.J. Wallace (9), Jimmy Newell (2)
 FS: Dashon Goldson (11)

2003 Offense

WR: Charles Frederick (9), Jordan Slye (2), Sonny Shackelford (1)
 OT: Khalif Barnes (12)
 OG: Clay Walker (6), Dan Dicks (6)
 C: Todd Bachert (11), Dan Dicks (1)
 OG: Tusi Sa'au (6), Dan Dicks (3), Brad Vanneman (2), Robin Meadow (1)
 OT: Nick Newton (12)
 TE: Ben Bandel (8), Joe Toledo (2), Jon Lyon (1), Jordan Slye (1-b)
 QB: Cody Pickett (12)
 FB: Zach Tuiaosopo (8), Isaiah Stanback (3-b), Adam Seery (1)
 TB: Rich Alexis (7), Kenny James (5)
 WR: Reggie Williams (10), Quintin Daniels (1), Jon Lyon (1-a)

2003 Defense

DE: Manase Hopoi (12)
 DT: Terry Johnson (8), Donny Mateaki (4)
 DT: Jerome Stevens (12)
 DE: Terry Johnson (4), Graham Lasee (4), Ty Eriks (3), Brandon Ala (1)
 OLB: Greg Carothers (12)
 ILB: Tim Galloway (10), Joe Lodendahn (2)
 ILB: Marquis Cooper (12)
 CB: Sam Cunningham (6), Roc Alexander (5), Chris Massey (1)
 CB: Derrick Johnson (11), Chris Massey (1)
 SS: Evan Benjamin (8), Owen Biddle (3), James Sims (1)
 FS: Jimmy Newell (12)

2002 Offense

WR: Paul Arnold (11), Joe Toledo (1-a), Charles Frederick (1)
 OT: Khalif Barnes (13)
 OG: Aaron Butler (12)
 C: Todd Bachert (13)
 OG: Elliott Zajac (7), Dan Dicks (6)
 OT: Nick Newton (11), Robin Meadow (2)
 TE: Kevin Ware (13)
 QB: Cody Pickett (13)
 FB: Zach Tuiaosopo (5), Pat Reddick (4-b), Joe Toledo (4-a)
 TB: Rich Alexis (8), Braxton Cleman (3), Chris Singleton (2)
 WR: Reggie Williams (12), Charles Frederick (1)

2002 Defense

DE: Manase Hopoi (13)
 DT: Terry Johnson (11), Jerome Stevens (2)
 DT: Josh Miller (13)
 DE: Kai Ellis (13)
 OLB: Jafar Williams (12), Chris Massey (1-c)
 ILB: Marquis Cooper (11), Joe Lobendahn (2)
 ILB: Ben Mahdavi (13)
 CB: Nate Robinson (6), Roc Alexander (5), Evan Benjamin (1-c), Sam Cunningham (1)
 CB: Derrick Johnson (13)
 SS: Greg Carothers (12), Evan Benjamin (1)
 FS: James Sims (5), Jimmy Newell (4), Owen Biddle (3), Evan Benjamin (1)

2001 Offense

WR: Paul Arnold (8), Todd Elstrom (3), Kevin Ware (1-a)
 OT: Khalif Barnes (12)
 OG: Nick Newton (11), Aaron Butler (1)
 C: Kyle Benn (12)
 OG: Elliott Zajac (12)
 OT: Todd Bachert (12)
 TE: Kevin Ware (7), Joe Collier (3), Jerramy Stevens (2)
 QB: Cody Pickett (11), Taylor Barton (1)
 FB: Ken Walker (6), Todd Elstrom (3-b), Joe Collier (1-a), Jerramy Stevens (1-a), Mathias Wilson (1)
 TB: Willie Hurst (9), Rich Alexis (3)
 WR: Reggie Williams (10), Joe Collier (1-a), John Westra (1-a)

2001 Defense

NT: Larry Tripplett (12)
 DE: Marcus Roberson (11), Tui Alailefaleula (1)
 DT: Jerome Stevens (8), Josh Miller (4)
 OLB: Kai Ellis (8), Zach Tuiaosopo (4)
 ILB: Jamaun Willis (12)
 ILB: Ben Mahdavi (12)
 OLB: Sam Blanche (8), Anthony Kelley (4)
 CB: Omare Lowe (11), Roc Alexander (1)
 CB: Chris Massey (8), Roc Alexander (3), Owen Biddle (1)
 SS: Greg Carothers (12)
 FS: Wondame Davis (9), Owen Biddle (3)

2000 Offense

SE: Justin Robbins (10), Wilbur Hooks (2)
 OT: Elliot Silvers (12)
 OG: Matt Fraize (12)
 C: Kyle Benn (12)
 OG: Chad Ward (12)
 OT: Wes Call (11), Rock Nelson (1)
 TE: Jerramy Stevens (12)
 QB: Marques Tuiaosopo (12)
 FB: Pat Conniff (9), Ken Walker (1), Braxton Cleman (1), Joe Collier (1-a)
 TB: Paul Arnold (6), Rich Alexis (4), Braxton Cleman (2)
 FL: Todd Elstrom (12)

2000 Defense

NT: Larry Tripplett (12)
 DE: Marcus Roberson (10), Jerome Stevens (1), Ossim Hatem (1)
 DT: Ryan Julian (12)
 OLB: Jeremiah Pharms (11), Odell George (1)
 ILB: Derrell Daniels (12)
 ILB: Ben Mahdavi (9), Jafar Williams (2), Jamaun Willis (1)
 OLB: Jafar Williams (6), Anthony Kelley (3), Derrick Johnson (2-c), Chris Massey (1-c)
 CB: Omare Lowe (12)
 CB: Anthony Vontoure (5), Chris Massey (5), Derrick Johnson (2)
 SS: Hakim Akbar (8), Greg Carothers (4)
 FS: Curtis Williams (8), Hakim Akbar (3), Owen Biddle (1)

1999 Offense

SE: Chris Juergens (9), Todd Elstrom (2), Dane Looker (1)
 OT: Elliot Silvers (12)
 OG: Rock Nelson (7), Dominic Daste (5)
 C: Kyle Benn (12)
 OG: Chad Ward (12)
 OT: Kurth Connell (11), Wes Call (1)
 TE: Jerramy Stevens (10), Todd Elstrom (1-b), Dane Looker (1-b)
 QB: Marques Tuiaosopo (12)
 FB: Pat Conniff (7), Anthony Mizin (3-a), Dane Looker (2-b)
 TB: Willie Hurst (8), Maurice Shaw (3), Braxton Cleman (1)
 FL: Gerald Harris (8), Dane Looker (3), Joe Jarzynka (1)

1999 Defense

DE: Mac Tuiaaea (8), Larry Tripplett (4)
 NT: Larry Tripplett (8), Toalei Mulituaopele (4)
 DT: Jabari Issa (12)
 OLB: Jeremiah Pharms (12)
 ILB: Lester Towns (11), Roderick Green (1-c)
 ILB: Derrell Daniels (11), Renard Edwards (1)
 OLB: Jafar Williams (11), Omare Lowe (1-c)
 CB: Anthony Vontoure (9), Roderick Green (2), Omare Lowe (1)
 CB: Jermaine Smith (10), Roderick Green (2)
 SS: Hakim Akbar (12)
 FS: Curtis Williams (12)

1998 Offense

SE: Ja'Warren Hooker (4), Gerald Harris (4), Andre DeSaussure (2), Dane Looker (1), Chris Juergens (1)
 OT: Elliot Silvers (11), Tony Coats (1)
 OG: Tony Coats (11), Ben Kadletz (1)
 C: Brad Hutt (11), Ben Kadletz (1)
 OG: Chad Ward (12)
 OT: Aaron Dalan (12)
 TE: Reggie Davis (10), John Westra (2)
 QB: Brock Huard (10), Marques Tuiaosopo (2)
 FB: Dane Looker (4-b), Pat Conniff (2), Chris Juergens (2-b), Colin Beard (1), Judd Seida (1), Joe Jarzynka (1-b), Anthony Mizin (1-a)
 TB: Willie Hurst (7), Jason Harris (2), Maurice Shaw (2), Todd Elstrom (1-b)
 FL: Andre DeSaussure (5), Gerald Harris (3), Dane Looker (2), Todd Elstrom (1), Joe Jarzynka (1)

1998 Defense

DE: Josh Smith (10), Ryan Julian (2)
 NT: Mac Tuiaaea (12)
 DT: Jabari Issa (12)
 OLB: Jeremiah Pharms (12)
 ILB: Lester Towns (8), Jeff Johnson (4)
 ILB: Marques Hairston (11), Ken Walker (1)
 OLB: Todd Johnson (12)
 CB: Toure Butler (12)
 CB: Jermaine Smith (7), Wondame Davis (3), Omare Lowe (1), Nigel Burton (1)
 ROV: Nigel Burton (11), Anthony Vontoure (1)
 FS: Brendan Jones (7), Hakim Akbar (5)

1997 Offense

SE: Jerome Pathon (10), Andre DeSaussure (2)
 OT: Tony Coats (12)
 OG: Benji Olson (9), Ben Kadletz (2), Brad Hutt (1)
 C: Olin Kreutz (12)
 OG: Chad Ward (9), Benji Olson (3)
 OT: Aaron Dalan (12)
 TE: Cam Cleeland (11), Jerramy Brigham (1)
 QB: Brock Huard (11), Marques Tuiaosopo (1)
 FB: Mike Reed (4), Ja'Warren Hooker (3-b), Joe Jarzynka (2-b), Jerramy Brigham (2-a), Ben Kadletz (1)
 TB: Rashaan Shehee (9), Maurice Shaw (3)
 FL: Fred Coleman (12)

1997 Defense

DE: Chris Campbell (7), Jabari Issa (5)
 DE: Mac Tuiaaea (9), Jabari Issa (3)
 NT: Sekou Wiggs (12)
 OLB: Jason Chorak (12)
 ILB: Lester Towns (12)
 ILB: Marques Hairston (10), Jeremiah Pharms (2)
 OLB: Jerry Jensen (12)
 CB: Mel Miller (12)
 CB: Jermaine Smith (12)
 SS: Nigel Burton (12)
 FS: Tony Parrish (12)

1996 Offense

SE: Jerome Pathon (7), Dave Janoski (4), Gerald Harris (1)
 OT: Tony Coats (10), Lynn Johnson (2)
 OG: Bob Sapp (9), Ben Kadletz (2), Lynn Johnson (1)
 C: Olin Kreutz (12)
 OG: Benji Olson (12)
 OT: Lynn Johnson (6), Mostafa Sobhi (5), Aaron Dalan (1)
 TE: Cam Cleeland (11), Jerome Pathon (1-b)

QB: Brock Huard (9), Shane Fortney (3)
 FB: Jeremy Brigham (3-a), Mike Reed (2), Gerald Harris (2-b), Fred Coleman (2-b), Dave Janoski (1-b), George Keiaho (1-a), Cam Kessel (1-a)
 TB: Corey Dillon (9), Rashaan Shehee (3)
 FL: Dave Janoski (7), Fred Coleman (3), Jerome Pathon (2)

1996 Defense

DE: Chris Campbell (12)
 DT: David Richie (12)
 NT: MacTuiaaea (12)
 OLB: Jason Chorak (12)
 ILB: Jerry Jensen (12)
 ILB: Ink Aleaga (12)
 OLB: John Fiala (10), Lester Towns (2)
 CB: Mel Miller (12)
 CB: Jermaine Smith (10), Nigel Burton (2)
 SS: Nigel Burton (9), Kyle Roberts (3)
 FS: Tony Parrish (12)

1995 Offense

SE: Dave Janoski (12)
 OT: Bob Sapp (12)
 OG: Pat Kesi (11), Trevor Highfield (1)
 C: Trevor Highfield (11), Lynn Johnson (1)
 OG: Benji Olson (11), Pat Kesi (1)
 OT: Eric Battle (11), Mostafa Sobhi (1)
 TE: Ernie Conwell (12)
 QB: Damon Huard (12)
 FB: Richard Thomas (9), Cam Cleeland (2-a), Mike Reed (1)
 TB: Rashaan Shehee (8), Leon Neal (4)
 FL: Fred Coleman (12)

1995 Defense

DE: Deke Devers (9), Darius Jones (2), Mike Ewaliko (1)
 DT: Steve Hoffmann (6), Sekou Wiggs (5), Mike Ewaliko (1)
 NT: David Richie (11), Sekou Wiggs (1)
 OLB: Jason Chorak (12)
 ILB: Ink Aleaga (12)
 ILB: Jerry Jensen (7), John Fiala (5)
 OLB: Reggie Davis (6), Ikaika Malloe (6)
 CB: Reggie Reser (12)
 CB: Scott Greenlaw (12)
 SS: Tony Parrish (7), Ikaika Malloe (5)
 FS: Lawyer Milloy (11), Tony Parrish (1)

1994 Offense

SE: Eric Bjornson (11)
 OT: Pete Pierson (11)
 OG: Trevor Highfield (11)
 C: Frank Garcia (11)
 OG: Pat Kesi (11)
 OT: Eric Battle (11)
 TE: Mark Bruener (11)
 QB: Damon Huard (11)
 FB: Richard Thomas (7), Ernie Conwell (3-a), Fred Coleman (1-b)
 TB: Napoleon Kaufman (11)
 FL: Dave Janoski (10), Ernie Conwell (1-a)

1994 Defense

DE: Deke Devers (11)
 DT: David Richie (6), Mike Ewaliko (5)
 NT: Steve Hoffmann (11)
 OLB: Donovan Schmidt (9), Justin Thomas (2)
 ILB: Ink Aleaga (10), John Fiala (1)
 ILB: David Killpatrick (11)
 OLB: Richie Chambers (11)
 CB: Reggie Reser (11)
 CB: Russell Hairston (11)
 SS: Lamar Lyons (10), Tony Parrish (1)
 FS: Lawyer Milloy (11)

1993 Offense

SE: Jason Shelley (4), Dave Janoski (4), Theron Hill (3)
 OT: Pete Pierson (11)
 OG: Andrew Peterson (11)
 C: Jim Nevelle (11)
 OG: Frank Garcia (7), Pat Kesi (3), P.A. Emerson (1)
 OT: Tom Gallagher (11)
 TE: Mark Bruener (11)
 QB: Damon Huard (8), Eric Bjornson (3)

FB: Matt Jones (9), Richard Thomas (1), Beno Bryant (1)
TB: Napoleon Kaufman (11)
FL: Joe Kralik (9), Dave Janoski (1), D.J. McCarthy (1)

1993 Defense

DE: Jamal Fountaine (11)
DT: D'Marco Farr (11)
NT: Trevor Highfield (7), Cedric White (2), Steve Hoffmann (1), Mike Ewaliko (1)
OLB: Donovan Schmidt (11)
ILB: Steve Springstead (11)
ILB: Hillary Butler (8), Ink Aleaga (3)
OLB: Andy Mason (7), Richie Chambers (4)
CB: Reggie Reser (11)
CB: Russell Hairston (11)
SS: Louis Jones (8), David Killpatrick (3)
FS: Lamar Lyons (9), Lawyer Milloy (2)

1992 Offense

SE: Damon Mack (10), Damon Barry (1)
OT: Lincoln Kennedy (11)
OG: Andrew Peterson (11)
C: Jim Nevelle (11)
OG: Frank Garcia (9), Pete Kaligis (2)
OT: Tom Gallagher (10), Pete Pierson (1)
TE: Mark Bruener (11)
QB: Mark Brunell (6), Billy Joe Hobert (6)
FB: Darius Turner (7), Matt Jones (4)
TB: Napoleon Kaufman (6), Jay Barry (5), Beno Bryant (1)
FL: Joe Kralik (11), Damon Barry (1)

1992 Defense

DE: Jamal Fountaine (11), Danianke Smith (1)
DT: D'Marco Farr (12)
DL: Mike Lustyk (7), Steve Hoffmann (5)
OLB: Andy Mason (12)
ILB: Dave Hoffmann (12)
ILB: James Clifford (11), Hillary Butler (1)
OLB: Jaime Fields (12)
CB: Walter Bailey (12)
CB: Josh Moore (12)
SS: Tommie Smith (10), Louis Jones (2)
FS: Shane Pahukoa (12)

1991 Offense

SE: Mario Bailey (12)
OT: Kris Rongen (12)
OG: Lincoln Kennedy (12)
C: Ed Cunningham (12)
OG: Pete Kaligis (12)
OT: Siupeli Malamala (12)
TE: Aaron Pierce (12)
QB: Billy Joe Hobert (12)
FB: Matt Jones (12)
TB: Beno Bryant (8), Jay Barry (4)
FL: Orlando McKay (11), Curtis Gaspard (1)

1991 Defense

DT: Steve Emtman (12)
NT: Tyrone Rogers (12)
DE: Andy Mason (11), Danianke Smith (1)
OLB: Donald Jones (12)
ILB: Jaime Fields (9), Brett Collins (3)
ILB: Dave Hoffmann (12)
OLB: Chico Fraley (12)
CB: Walter Bailey (10), William Doctor (2)
CB: Dana Hall (12)
SS: Tommie Smith (9), Paxton Taillele (3)
FS: Shane Pahukoa (12)

1990 Offense

SE: Mario Bailey (12)
OT: Jeff Pahukoa (11), Adam Cooney (1)
OG: Rick Schulberg (8), Lincoln Kennedy (4)
C: Ed Cunningham (12)
OG: Dean Kirkland (12)
OT: Siupeli Malamala (8), Lincoln Kennedy (4)
TE: Aaron Pierce (9), Mark Kilpack (3)
QB: Mark Brunell (12)
FB: Darius Turner (12)
TB: Greg Lewis (11), Beno Bryant (1)
FL: Orlando McKay (12)

1990 Defense

DE: Travis Richardson (12)
NT: John Cook (12)
DT: Steve Emtman (12)
OLB: Donald Jones (12)
ILB: Dave Hoffmann (12)
ILB: Chico Fraley (12)
OLB: Brett Collins (10), Jaime Fields (2)
CB: Charles Mincy (12)
CB: Dana Hall (11), William Doctor (1)
SS: Eric Briscoe (12)
FS: Tommie Smith (10), Shane Pahukoa (2)

1989 Offense

SE: Andre Riley (12)
OT: Jeff Pahukoa (6), Adam Cooney (4), Ed Cunningham (2)
OG: Rick Schulberg (9), Ed Cunningham (3)
C: Bern Brostek (12)
OG: Dean Kirkland (10), Jeff Pahukoa (2)
OT: Siupeli Malamala (11), Jeff Pahukoa (1)
TE: Bill Ames (12)
QB: Cary Conklin (12)
FB: James Compton (9), Darius Turner (3)
TB: Greg Lewis (12)
FL: Orlando McKay (12)

1989 Defense

DT: Travis Richardson (12)
MG: John Cook (12)
DE: Dennis Brown (9), Steve Emtman (3)
OLB: Martin Harrison (12)
ILB: Dave Hoffmann (6), Chico Fraley (6)
ILB: James Clifford (12)
OLB: Greg Travis (7), Brett Collins (3), Jaime Fields (2)
CB: Le-Lo Lang (12)
CB: Charles Mincy (6), William Doctor (3), Dana Hall (3)
SS: Eric Briscoe (9), Jaime Fields (3)
FS: Eugene Burkhalter (11), Mike Allman (1)

1988 Offense

SE: Scott Fitzgerald (9), Andre Riley (2)
OT: Scott Jones (10), Adam Cooney (1)
OG: Dean Kirkland (5), Jeff Pahukoa (3), Kelly John-Lewis (3)
C: Bern Brostek (10), Jeff Chandler (1)
OG: Brett Wiese (11)
OT: Mike Zandofsky (11)
TE: Mark Kilpack (11)
QB: Cary Conklin (11)
FB: Aaron Jenkins (10), Tony Covington (1)
TB: Vince Weathersby (10), Greg Lewis (1)
FL: Brian Slater (11)

1988 Defense

DE: Bob Willig (8), Travis Richardson (3)
DT: Dennis Brown (8), Travis Richardson (3)
MG: Jeff Kohlwes (5), Murrey (3), Art Hunter (2), Bob Willig (1)
OLB: Martin Harrison (10), Mark Poole (1)
ILB: Ricky Andrews (11)
ILB: Chico Fraley (11)
OLB: Brett Collins (7), Greg Travis (2), Virgil Jones (2)
CB: Le-Lo Lang (11)
CB: Tony Zackery (7), Art Malone (4)
SS: Eric Briscoe (6), Darryl Hall (5)
FS: Eugene Burkhalter (8), Dana Hall (3)

1987 Offense

SE: Darryl Franklin (12)
OT: Rick McLeod (12)
OG: Jeff Pahukoa (5), Brett Wiese (4), Kelly John-Lewis (3)
C: Bern Brostek (12)
OG: Brett Wiese (6), Mike Zandofsky (5), Frank Lutu (1)
OT: Mike Zandofsky (7), Kelly John-Lewis (5)
TE: Scott Jones (7), Bill Ames (5)
QB: Chris Chandler (12)
FB: Aaron Jenkins (10), Tony Covington (2)
TB: Vince Weathersby (9), Aaron Jenkins (1), Greg Lewis (1), Steve Jones (1)
FL: Brian Slater (11), Brent Lockname (1)

1987 Defense

DE: Travis Richardson (7), Bob Willig (5)
DT: Dennis Brown (12)
NT: Brian Habib (12)
OLB: Martin Harrison (12)
ILB: David Rill (12)
ILB: Tom Erlandson (9), Bruce Beall (3)
OLB: Bo Yates (11), Ricky Andrews (1)
CB: Art Malone (6), Demouy Williams (6)
CB: Le-Lo Lang (10), Tony Zackery (2)
SS: Will Rideout (7), Ricky Andrews (5)
FS: Darryl Hall (10), Eugene Burkhalter (1), David Toy (1)

1986 Offense

SE: Lonzell Hill (12)
OT: Clay Griffith (8), Rick McLeod (2), Kelly John-Lewis (1), Mike Zandofsky (1)
OG: Brett Wiese (7), Garth Thomas (5)
C: Bern Brostek (12)
OG: Mike Zandofsky (10), Garth Thomas (1), Mark Larsen (1)
OT: Kevin Gogan (9), Clay Griffith (3)
TE: Rod Jones (12)
QB: Chris Chandler (12)
FB: Rick Fenney (10), Tony Covington (2)
TB: Vince Weathersby (12)
FL: Darryl Franklin (12)

1986 Defense

DT: Reggie Rogers (12)
DT: Brian Habib (12)
MG: Steve Alvord (12)
OLB: Steve Roberts (12)
ILB: David Rill (12)
ILB: Tom Erlandson (12)
OLB: Bo Yates (12)
CB: Tony Zackery (12)
CB: Art Malone (12)
SS: Allen James (12)
FS: Tim Peoples (12)

1985 Offense

SE: Lonzell Hill (11), Darryl Franklin (1)
OT: Dennis Soldat (12)
OG: Garth Thomas (6), Mike Zandofsky (6)
C: Dan Agen (12)
OG: Tim Burnham (11), Mark Larsen (1)
OT: Kevin Gogan (11), Mike Zandofsky (1)
TE: Rod Jones (12)
QB: Hugh Millen (9), Chris Chandler (3)
FB: Rick Fenney (7), Tony Covington (4), Ricky Meyer (1)
TB: Vince Weathersby (9), David Toy (2), Aaron Jenkins (1)
FL: David Trimble (7), Darryl Franklin (5)

1985 Defense

DT: Reggie Rogers (12)
DT: Andy Fuimaona (9), Steve Alvord (2), Steve Roberts (1)
MG: Jim Matthews (7), Steve Alvord (3), Brian Habib (2)
OLB: Ron Hadley (12)
ILB: David Rill (12)
ILB: Joe Kelly (9), Tom Erlandson (3)
OLB: Bo Yates (11), Tony Domingue (1)
CB: Ron Milus (11), Demouy Williams (1)
CB: Vestee Jackson (12)
SS: Tim Peoples (7), Allen James (5)
FS: Tim Peoples (5), Tony Zackery (5), Darryl Hall (2)

1984 Offense

SE: Mark Pattison (12)
OG: Dennis Maher (12)
OT: Al Robertson (12)
C: Dan Eernisse (12)
OG: Tim Burnham (7), Doug Crow (5)
OT: Kevin Gogan (9), Dennis Soldat (3)
TE: Tony Wroten (7), Rod Jones (5)
QB: Hugh Millen (9), Paul Sicuro (3)
FB: Walt Hunt (6), Rick Fenney (6)
TB: Jacque Robinson (9) C. Jackson (3)
FL: Danny Greene (12)

1984 Defense

DT: Tony Lewis (12)
DT: Ron Holmes (12)
MG: Steve Alvord (12)
OLB: Fred Small (12)
ILB: Tim Meamber (12)
ILB: Joe Kelly (11), Joe Krakoski (1)
OLB: Reggie Rogers (10), Ron Hadley (2)
CB: Vestee Jackson (12)
CB: J.C. Pearson (12)
SS: Jim Rodgers (12)
FS: Tim Peoples (12)

1983 Offense

SE: Danny Greene (12)
OT: Dennis Hamer (10), Rob Kuharski (2)
OG: Rick Mallory (12)
C: Dan Eernisse (12)
OG: Ted Brose (12)
OT: Lance Dodson (10), Dennis Maher (2)
TE: Tony Wroten (9), Larry Michael (2), Leroy Lutu (1)
QB: Steve Pelluer (12)
FB: Walt Hunt (11), Rick Fenney (1)
TB: Sterling Hinds (9), Jacque Robinson (2), Ron Jackson (1)
FL: Dave Stransky (12)

1983 Defense

DT: Dean Browning (8), Lynn Madsen (3), Scott Garnett (1)
DT: Ron Holmes (12)
MG: Lynn Madsen (9), Dean Browning (3)
OLB: Stewart Hill (11), David Whitenight (1)
ILB: Tim Meamber (12)
ILB: Joe Krakoski (7), Joe Kelly (5)
OLB: Fred Small (12)
CB: Vestee Jackson (12)
CB: J.C. Pearson (11), Michael Collins (1)
SS: Vince Albritton (12)
FS: Robert Leaphart (9), Jim Rodgers (3)

1982 Offense

SE: Anthony Allen (10), Aaron Williams (2)
OT: Eric Moran (12)
OG: Rick Mallory (11), Ted Brose (1)
C: Paul Coty (9), Scott Fausset (3)
OG: Pat Zaksorn (12)
OT: Don Dow (12)
TE: Willie Rosborough (8), Leroy Lutu (4)
QB: Steve Pelluer (8), Tim Cowan (4)
FB: Chris James (10), Brenno Defeo (1), Vinivich (1)
TB: Jacque Robinson (7), Sterling Hinds (5)
FL: Paul Skansi (12)

1982 Defense

DT: Lynn Madsen (5), Ron Holmes (5), Dean Browning (1), Scott Garnett (1)
DT: Ray Cabbage (11), Lynn Madsen (1)
NG: Dean Browning (7), Scott Garnett (5)
OLB: Mark Stewart (12)
ILB: Ken Driscoll (10), Tim Meamber (2)
ILB: Tim Meamber (6), Stewart Hill (5), David Whitenight (1)
OLB: Tony Caldwell (12)
CB: Ray Horton (9), Vince Newsome (3)
CB: Bill Stapleton (12)
SS: Chris O'Connor (12)
WS: Vince Newsome (9), Robert Leaphart (3)

1981 Offense

SE: Anthony Allen (7), Aaron Williams (5)
OT: Eric Moran (12)
OG: James Carter (12)
C: Paul Coty (12)
OG: Pat Zaksorn (7), Pat Bresolin (5)
OT: Don Dow (12)
TE: Willie Rosborough (8), Rick Mallory (3), Leroy Lutu (1)
QB: Steve Pelluer (10), Tim Cowan (2)
FB: Vince Coby (9), Chris James (3)
TB: Ron Jackson (9), Dennis Brown (3)
FL: Paul Skansi (12)

1981 Defense

DT: Fletcher Jenkins (12)
 DT: Ray Cattiege (12)
 NG: Scott Garnett (6), Lynn Madsen (4), Dean Browning (1), Brian Stone (1)
 OLB: Tony Caldwell (10), Stewart Hill (2)
 ILB: Mark Jerue (12)
 ILB: Ken Driscoll (11), Tom Burnham (1)
 OLB: Mark Stewart (12)
 CB: Ray Horton (12)
 CB: Bill Stapleton (12)
 SS: Chris O'Connor (12)
 FS: Robert Leaphart (12)

1980 Offense

SE: Aaron Williams (9), Ron Blacken (3)
 OT: Curt Marsh (12)
 OG: James Carter (9), Pat Bresolin (3)
 C: Mike Reilly (12)
 OG: Mike Curtis (12)
 OT: Randy Van Divier (12)
 TE: David Bayle (12)
 QB: Tom Flick (12)
 FB: Willie Rosborough (6), Toussaint Tyler (6)
 TB: Kyle Stewart (7), Toussaint Tyler (5)
 FL: Paul Skansi (10), Anthony Allen (2)

1980 Defense

DT: Fletcher Jenkins (12)
 DT: Rusty Olsen (10), Scott Garnett (2)
 NG: Mark Jerue (12)
 OLB: Mark Stewart (12)
 ILB: Ken Driscoll (12)
 ILB: Jerry McLain (9), Steve Pope (3)
 OLB: Bret Gagliardi (12)
 CB: Ray Horton (9), William Reed (2), Dennis Brown (1)
 CB: Bill Stapleton (12)
 SS: Ken Gardner (8), Chris O'Connor (4)
 FS: Derek Harvey (10), Ken Gardner (2)

1979 Offense

SE: Aaron Williams (6), Ron Blacken (6)
 OT: Joe Sanford (12)
 OG: Phil Foreman (12)
 C: Tom Turnure (12)
 OG: Dan Chavira (10)
 OT: Randy Van Divier (12)
 TE: David Bayle (12)
 QB: Tom Porras (7), Tom Flick (5)
 FB: Toussaint Tyler (12)
 TB: Joe Steele (8), Vince Coby (2), Kyle Stevens (2)
 FL: Paul Skansi (7), Keith Richardson (3), Gary Briggs (2)

1979 Defense

DT: Doug Martin (12)
 DT: Chris Linnin (12)
 DG: Stafford Mays (12)
 OLB: Jim Pence (8), Mark Stewart (2), Bret Gagliardi (2)
 ILB: Bruce Harrell (12)
 ILB: Jerry McLain (7), Pete Tormey (5)
 OLB: Antowaine Richardson (9), Jim Pence (2), Mark Stewart (1)
 CB: Mark Lee (12)
 CB: Lance Theoudele (12)
 SS: Greg Grimes (12)
 FS: Derek Harvey (12)

1978 Offense

SE: Spider Gaines (10), Ron Blacken (1)
 OT: Robert Westlund (6), Joe Stanford (5)
 OG: Phil Foreman (11)
 C: Tom Turnure (11)
 OG: Dan Chavira (11)
 OT: Jeff Toews (11)
 TE: Scott Greenwood (5), Kyle Stevens (4), Rudy Moraga (1), Steve Bauer (1)
 QB: Tom Porras (10), Tom Flick (1)
 FB: Ron Gipson (6), Toussaint Tyler (5)

TB: Joe Steele (11)
 FL: Keith Richardson (11)

1978 Defense

DT: Doug Martin (11)
 DT: Chris Linnin (11)
 NG: Stafford Mays (11)
 OLB: John Kerley (10), Bret Gagliardi (1)
 ILB: Michael Jackson (11)
 OLB: Bruce Harrell (9), Willy Galoia (2)
 OLB: Antowaine Richardson (11)
 CB: Mark Lee (7), Lance Theoudele (4)
 CB: Nesby Glasgow (11)
 SS: Greg Grimes (11)
 FS: Kyle Heinrich (11)

1977 Offense

SE: Spider Gaines (12)
 OT: Robert Westlund (12)
 OG: Phil Foreman (12)
 C: Blair Bush (11), Tom Turnure (1)
 OG: Marshall Cromer (8), Steve Bauer (3), Dan Chavira (1)
 OT: Jeff Toews (12)
 TE: Scott Greenwood (12)
 QB: Warren Moon (12)
 FB: Ron Gipson (11), Rob Smith (1)
 TB: Joe Steele (12)
 FL: Keith Richardson (6), Gary Briggs (6)

1977 Defense

DT: Doug Martin (12)
 DT: Dave Browning (11), Ron Grant (1)
 NG: Cliff Bethea (8), Scott Long (2), Stan Walderhaug (2)
 OLB: John Kerley (8), Bret Gagliardi (4)
 ILB: Michael Jackson (12)
 ILB: Bruce Harrell (6), Willy Galoia (2), Rusty Olson (1), Mike Rohrbach (1)
 OLB: Antowaine Richardson (8), John Kerley (4)
 CB: Nesby Glasgow (12)
 CB: Wayne Moses (9), Lance Theoudele (3)
 SS: Greg Grimes (6), John Edwards (6)
 FS: Kyle Heinrich (12)

1976 Offense

SE: Leon Garrett (11)
 OT: Robert Westlund (11)
 OG: Dave Stromswold (5), Phil Foreman (2), Marshall Cromer (2), Dan Chavira (1), Terry Sherwood (1)
 C: Blair Bush (11)
 OG: Carl Van Valkenberg (9), Steve Bauer (2)
 OT: Jeff Toews (9), Phil Foreman (2)
 TE: Don Wardlow (7), Scott Greenwood (4)
 QB: Warren Moon (11)
 FB: Robin Earl (11)
 TB: Ron Rowland (10), Joe Steele (1)
 FL: Scott Phillips (11)

1976 Defense

DT: Kevin Richardson (6), Doug Martin (5)
 DT: Dave Browning (10), Stan Walderhaug (1)
 NG: Charles Jackson (10), Cliff Bethea (1)
 OLB: Stan Walderhaug (5), Bret Gagliardi (3), Rob Gehring (3)
 ILB: Michael Jackson (10), Willy Galoia (1)
 ILB: Mike Baldassin (11)
 OLB: Rob Gehring (8), Antowaine Richardson (3)
 CB: Nesby Glasgow (11)
 CB: Wayne Moses (6), Lance Theoudele (5)
 SS: John Edwards (11)
 FS: Kyle Heinrich (11)

Husky Football Head Coaches



James Knight
 Years: 1902-04
 Record: 15-4-1 (.775)



Gil Dobie
 Years: 1908-16
 Record: 59-0-3



Claude J. Hunt
 Years: 1917, 19
 Record: 6-3-1 (.650)




Leonard Allison
 Years: 1920
 Record: 1-5-0



Enoch Bagshaw
 Years: 1921-29
 Record: 63-22-6 (.725)




James Phelan
 Years: 1930-41
 Record: 65-37-8 (.616)




Ralph Welch
 Years: 1942-47
 Record: 27-20-3 (.570)



Howard Odell
 Years: 1948-52
 Record: 23-25-2 (.483)



John Cherberg
 Years: 1953-55
 Record: 10-18-2 (.344)




Darrell Royal
 Years: 1956
 Record: 5-5-0 (.500)



Jim Owens
 Years: 1957-74
 Record: 99-82-6 (.545)



Don James
 Years: 1975-92
 Record: 153-57-2 (.726)



Jim Lambright
 Years: 1993-98
 Record: 44-25-1 (.664)



Rick Neuheisel
 Years: 1999-02
 Record: 33-16 (.673)



Keith Gilbertson
 Years: 2003-04
 Record: 7-16 (.304)



Tyrone Willingham
 Years: 2005-2008
 Record: 11-37 (.229)



Steve Sarkisian
 Years: 2009-2013
 Record: 34-29 (.540)



Chris Petersen
 Years: 2014-2019
 Record: 55-26 (.679)



Jimmy Lake
 Years: 2020-21
 Record: 7-6 (.538)



Kalen DeBoer
 Years: 2022-2023
 Record: 25-3 (.893)

Not Pictured: William B. Goodwin, 1892-93; Charles Cobb, 1894; Ralph Nichols, 1895-96, 98; Carl Clemans, 1897; Alexander S. Jeffs, 1899; James S. Dodge, 1900; Jack Wright, 1901; Oliver Cutts, 1905; Victor Place, 1906-07.

Huskies in the NFL Draft

1937		1947 AAFC	1961 NFL	1968
3. Max Starceвич, g, Brooklyn		19. Dick Hagen, e, Brooklyn	4. Ben Davidson, t, NY Giants	2. Steve Thompson, de, NY Jets
4. John Wiatrak, c, League			6. George Fleming, b, Chicago Bears	5. Don Martin, k, LA Rams
5. Chuck Bond, t, Boston		1948 NFL	6. Lee Folkins, e, Green Bay	7. Bill Glennon, dt, Pittsburgh
6. Jim Cain, b, Boston		9. Dick Ottele, b, NY Giants	6. F. Lloyd, e, Green Bay	9. Bob Richardson, t, LA Rams
7. By Haines, e, Pittsburgh		12. Fred Provo, b, Green Bay	11. Bill Kinnune, g, St. Louis	13. Dean Halverson, lb, LA Rams
9. Ed Nowogroski, b, Brooklyn		23. Bob Levenhagen, g, LA Rams	17. Chuck Allen, g, LA Rams	
			20. Don McKeta, b, NY Giants	1969
1938		1948 AAFC	Hugh McElhenney, hb, Minnesota	8. Harris Wood, fl, Minnesota
2. Vic Markov, t, Cleveland		13. Dick Ottele, b, NY Yankees	(Expansion)	15. George Jugum, lb, LA Rams
Bud Ericksen, c, Cleveland		17. Bob Levenhagen, g, LA Dons		
		21. Fred Provo, b, Chicago Rockets	1961 AFL	1970
1939			2. George Fleming, hb, Oakland	2. Clyde Werner, lb, Kansas City
2. Charles Newton, b, Philadelphia		1949 AAFC	26. Bill Kinnune, g, LA Chargers	12. Rick Sharp, dt, Pittsburgh
8. Jim Johnston, b, Washington		18. Larry Hatch, b, LA Dons	27. Bob Schloretdt, qb, Dallas Texans	
9. Merle Miller, b, NY Giants			28. Chuck Allen, g, LA Chargers	1971
11. Steve Slivinski, g, Washington		1950		2. Bo Cornell, rb, Cleveland
12. Art Means, g, Detroit		27. Chuck Olson, e, LA Rams	1962 NFL	2. Ernie Janet, g, San Francisco
19. Frank Peters, e, Pittsburgh		20. George Bayer, t, Washington	3. John Meyers, t, LA Rams	3. Bruce Jarvis, c, Buffalo
20. Tom Sheldrake, e, Pittsburgh			10. Jim Skaggs, g, Philadelphia	8. Ken Lee, lb, Detroit
		1951		
1940		10. Roland Kirkby, b, LA Rams	1962 AFL	1972
9. Don Jones, b, Philadelphia			4. John Meyers, t, Oakland	5. Jim Krieg, wr, Denver
		1952		
1941		1. Hugh McElhenney, rb, San Fran. (9)	1963 NFL	1973
1. Rudy Mucha, c, Cleveland (4)		3. Don Heinrich, qb, NY Giants	2. Ray Mansfield, t, Philadelphia	3. John Brady, te, Detroit
1. Dean McAdams, b, Brooklyn (8)			4. Charley Mitchell, hb, Chi. Bears	4. Bill Ferguson, lb, New York Jets
3. Jay MacDowell, e, Cleveland		1953	10. Rod Scheyer, t, Dallas Cowboys	7. Bill Cahill, db, New Orleans
		12. Bill Earley, b, San Francisco	19. Jim Stiger, b, Dallas Cowboys	12. Tom Scott, wr, Detroit
1942		14. Dick Sprague, b, Chi. Cardinals		13. Al Kelso, c, San Diego
2. Ray Frankowski, g, Green Bay		26. Louis Yourkowski, t, LA Rams	1963 AFL	15. Calvin Jones, db, Denver
6. Earl Younglove, e, Philadelphia			5. Ray Mansfield, c, Denver	Kurt Matter, de, LA Rams
10. Jack Stackpool, b, Philadelphia		1954	18. Charley Mitchell, hb, Denver	
10. Ernie Steele, b, Pittsburgh		8. George Black, e, LA Rams		1974
20. Gene Conley, t, Cleveland		9. Dean Chambers, t, Chi. Cardinals	1964 NFL	11. Rick Hayes, t, LA Rams
		11. Duane Wardlow, t, LA Rams	9. Jake Kupp, e, Dallas	
1943			12. Rick Sortun, g, St. Louis	1975
7. Walt Harrison, c, Philadelphia		1955		3. Dave Pear, dt, Baltimore
18. Bob Friedman, t, Philadelphia		14. Fred Robinson, g, Cleveland	1964 AFL	11. Bob Martin, de, Green Bay
20. Carl Falk, t, Cleveland			18. Jerry Knoll, t, Kansas City	17. Skip Boyd, p, Kansas City
22. Mark McCorkle, m, Cleveland		1956		
25. Pete Susick, b, Green Bay		23. Mike Monroe, b, San Francisco	1965 NFL	1976
			3. Jim Norton, t, San Francisco	2. Ray Pinney, c, Pittsburgh
1944		1957	7. Junior Coffey, fb, Green Bay	6. Dan Lloyd, lb, N.Y. Giants
5. Jack Tracy, e, Green Bay		3. George Strugar, t, LA Rams	10. Rick Redman, g, Philadelphia	8. Frank Reed, db, Atlanta
11. Bob Erickson, b, Cleveland		5. Dean Derby, b, LA Rams	17. Charlie Browning, hb, NY Jets	10. Paul Strohmeier, lb, Washington
19. Neil Brooks, b, NY Giants		9. Don McCumby, t, Chi. Cardinals	17. Mike Melinkovich, de, St. Louis	14. Al Burleson, db, L.A. Rams
		18. Credell Green, b, Green Bay		15. Ron Olson, db, Atlanta
1945			1965 AFL	16. Chris Rowland, qb, Seattle
4. Don Deeks, t, Boston		1958	5. Rick Redman, lb, San Diego	
6. Sam Robinson, b, Philadelphia		3. Jim Jones, b, LA Rams	16. Junior Coffey, hb, Houston	1977
17. Arnie Weinmeister, e, Brooklyn		5. Dick Day, t, NY Giants		3. Robin Earl, rb, Chicago
21. Bob Gilmore, b, Green Bay			1966 NFL	9. Charles Jackson, mg, Denver
James McCurdy, Washington		1959	Junior Coffey, fb, Atlanta (Exp.)	11. Don Wardlow, te, Dallas
		21. Marv Bergmann, t, LA Rams	14. Ron Medved, hb, Philadelphia	
1946		Luther Carr, b, San Francisco	18. Steve Orr, t, Dallas	1978
6. Keith DeCourcy, b, Detroit		28. Mike McCluskey, b, San Fran.		1. Blair Bush, c, Cincinnati (16)
11. John Wingender, b, Philadelphia		30. Don Millich, b, LA Rams	1966 AFL	2. Dave Browning, dt, Oakland
13. Louis Lee, b, St. Louis			14. Fred Forsberg, dt, Denver	5. Dennis Pearson, wr, Atlanta
22. Maurice Stacy, b, Green Bay		1960 NFL		
24. John Norton, b, Green Bay		Don Heinrich, qb, Dallas	1967	1979
30. Gail Bruce, e, Pittsburgh		Rangers (Expansion)	Jake Kupp, g, New Orleans (Exp.)	2. Jeff Toews, og, Miami
			1. Dave Williams, fl, St. Louis (16)	3. Michael Jackson, lb, Seattle
1947 NFL		1960 AFL	4. Tom Greenlee, db, Chi. Bears	6. Spider Gaines, wr, Kansas City
6. Bill McGovern, c, LA Rams		Luther Carr, rb, Oakland	9. Greg Cass, c, Chicago Bears	7. Roger Westlund, ot, Atlanta
9. Larry Hatch, b, Chicago Bears		(Allocation)	11. Omar Parker, g, Philadelphia	8. Nesby Glasgow, db, Baltimore
22. Gordon Berlin, c, Chicago Bears			17. Bill Barnes, c, LA Rams	8. Gene Sanders, Tampa Bay

Huskies in the NFL Draft

<p>1980</p> <ol style="list-style-type: none"> Doug Martin, dt, Minnesota (9) Mark Lee, cb, Green Bay Tom Turnure, c, Detroit Joe Steele, rb, Seattle Chris Linnin, dt, New York Stafford Mays, ng, St. Louis Joe Sanford, ot, N.Y. Giants Mike Lansford, pk, N.Y. Giants <p>1981</p> <ol style="list-style-type: none"> Curt Marsh, ot, Oakland (23) Randy Van Divier, ot, Baltimore Tom Flick, qb, Washington Toussaint Tyler, tb, New Orleans Rusty Olsen, dt, Denver <p>1982</p> <ol style="list-style-type: none"> Mark Jerue, lb, N.Y. Jets Fletcher Jenkins, dt, Baltimore <p>1983</p> <ol style="list-style-type: none"> Ray Horton, cb, Cincinnati Tony Caldwell, olb, L.A. Raiders Chuck Nelson, pk, L.A. Rams Vince Newsome, s, L.A. Rams Mark Stewart, olb, Minnesota Paul Skansi, wr, Pittsburgh Anthony Allen, wr, Atlanta Bill Stapleton, cb, Detroit Eric Moran, ot, Dallas Aaron Williams, wr, St. Louis Don Dow, ot, Seattle <p>1984</p> <ol style="list-style-type: none"> Steve Pelluer, qb, Dallas Scott Garnett, dt, Denver Rick Mallory, og, Tampa Bay <p>1985</p> <ol style="list-style-type: none"> Ron Holmes, dt, Tampa Bay (8) Tim Meamber, lb, Minnesota Danny Greene, wr, Seattle Joe Krakoski, lb, Houston Mark Pattison, wr, L.A. Raiders Jacque Robinson, rb, Buffalo Fred Small, lb, Pittsburgh <p>1986</p> <ol style="list-style-type: none"> Joe Kelly, lb, Cincinnati (11) Vestee Jackson, cb, Chicago Hugh Millen, qb, L.A. Rams Ron Hadley, lb, N.Y. Jets <p>1987</p> <ol style="list-style-type: none"> Reggie Rogers, dt, Detroit (7) Lonzell Hill, wr, New Orleans Jeff Jaeger, pk, Cleveland Tim Peoples, ws, St. Louis Steve Alvord, dl, St. Louis Kevin Gogan, ot, Dallas Rick Fenney, fb, Minnesota Rod Jones, te, N.Y. Giants Steve Roberts, de, Denver 	<p>1988</p> <ol style="list-style-type: none"> Chris Chandler, qb, Indianapolis Darryl Franklin, wr, L.A. Rams Brian Habib, dt, Minnesota Rick McLeod, ot, Seattle Tom Erlandson, lb, Buffalo <p>1989</p> <ol style="list-style-type: none"> Mike Zandofsky, ot, Phoenix Tony Zackery, cb, New England Ricky Andrews, ilb, San Diego Brian Slater, fl, Pittsburgh Scott Jones, ot, Cincinnati <p>1990</p> <ol style="list-style-type: none"> Bern Brostek, c, L.A. Rams (23) Dennis Brown, dt, San Francisco Cary Conklin, qb, Washington Le-Lo Lang, cb, Denver Martin Harrison, de, San Francisco Andre Riley, wr, Cincinnati <p>1991</p> <ol style="list-style-type: none"> Greg Lewis, rb, Denver Charles Mincy, cb, Kansas City Dean Kirkland, og, Buffalo Jeff Pahukoa, ot, Los Angeles John Cook, mg, Chicago <p>1992</p> <ol style="list-style-type: none"> Steve Emtman, dt, Indianapolis (1) Dana Hall, cb, San Francisco (18) Ed Cunningham, c, Phoenix Aaron Pierce, te, N.Y. Giants Siupeli Malamala, ot, N.Y. Jets Orlando McKay, wr, Green Bay Mario Bailey, wr, Houston Donald Jones, slb, New Orleans Kris Rongen, og, Seattle Brett Collins, wlb, Green Bay Chico Fraley, ilb, Seattle <p>1993</p> <ol style="list-style-type: none"> Lincoln Kennedy, ot, Atlanta (9) Billy Joe Hobert, qb, L.A. Raiders Jaime Fields, lb, Kansas City Mark Brunell, qb, Green Bay Dave Hoffmann, lb, Chicago Darius Turner, fb, Kansas City <p>1994</p> <ol style="list-style-type: none"> Pete Pierson, ot, Tampa Bay <p>1995</p> <ol style="list-style-type: none"> Napoleon Kaufman, tb, L.A. Raiders (17) Mark Bruener, te, Pittsburgh (27) Eric Bjornson, se, Dallas Frank Garcia, c, Carolina Andrew Peterson, ot, Carolina <p>1996</p> <ol style="list-style-type: none"> Lawyer Milloy, s, New England Ernie Conwell, te, St. Louis Leon Neal, rb, Buffalo 	<p>1997</p> <ol style="list-style-type: none"> Corey Dillon, rb, Cincinnati Bob Sapp, og, Chicago John Fiala, lb, Miami <p>1998</p> <ol style="list-style-type: none"> Jerome Pathon, wr, Indianapolis Tony Parrish, s, Chicago Cameron Cleeland, te, New Orleans Olin Kreutz, c, Chicago Rashaan Shehee, rb, Kansas City Jeremy Brigham, te, Oakland Jerry Jensen, lb, Carolina Benji Olson, og, Tennessee Fred Coleman, wr, Buffalo Jason Chorak, lb, St. Louis <p>1999</p> <ol style="list-style-type: none"> Brock Huard, qb, Seattle Tony Coats, og, Cincinnati <p>2000</p> <ol style="list-style-type: none"> Jabari Issa, de, Arizona Lester Towns, lb, Carolina <p>2001</p> <ol style="list-style-type: none"> Marques Tuiasosopo, qb, Oakland Elliot Silvers, ot, San Diego Jeremiah Pharms, olb, Cleveland Hakim Akbar, ss, New England Chad Ward, og, Jacksonville <p>2002</p> <ol style="list-style-type: none"> Jerramy Stevens, te, Seattle (28) Larry Tripplett, dt, Indianapolis Omare Lowe, cb, Miami <p>2004</p> <ol style="list-style-type: none"> Reggie Williams, wr, Jacksonville (9) Terry Johnson, dt, Chicago Marquis Cooper, lb, Tampa Bay Cody Pickett, qb, San Francisco <p>2005</p> <ol style="list-style-type: none"> Khalif Barnes, ot, Jacksonville Derrick Johnson, cb, San Fran. <p>2006</p> <ol style="list-style-type: none"> Joe Toledo, ot, Miami <p>2007</p> <ol style="list-style-type: none"> Isaiah Stanback, qb, Dallas Dashon Goldson, s, San Francisco <p>2010</p> <ol style="list-style-type: none"> Donald Butler, lb, San Diego Daniel Te'o-Nesheim, de, Philadelphia <p>2011</p> <ol style="list-style-type: none"> Jake Locker, qb, Tennessee (8) Mason Foster, lb, Tampa Bay <p>2012</p> <ol style="list-style-type: none"> Alameda Ta'amu, dt, Pittsburgh Senio Kelemete, og, Arizona 	<p>2013</p> <ol style="list-style-type: none"> Desmond Trufant, cb Atlanta (22) <p>2014</p> <ol style="list-style-type: none"> Austin Seferian-Jenkins, te, Tampa Bay Bishop Sankey, rb, Tennessee <p>2015</p> <ol style="list-style-type: none"> Danny Shelton, nt, Cleveland (12) Marcus Peters, cb, Kansas City (18) Shaq Thompson, olb, Carolina (25) Hau'oli Kikaha, lb, New Orleans <p>2016</p> <ol style="list-style-type: none"> Travis Feeney, olb, Pittsburgh Dwayne Washington, rb, Detroit <p>2017</p> <ol style="list-style-type: none"> John Ross III, wr, Cincinnati (9) Kevin King, cb, Green Bay Budda Baker, s, Arizona Sidney Jones IV, cb, Philadelphia Elijah Qualls, dt, Philadelphia <p>2018</p> <ol style="list-style-type: none"> Vita Vea, dl, Tampa Bay (12) Dante Pettis, wr, San Francisco Will Dissly, te, Seattle Azeem Victor, lb, Oakland Keishawn Bierria, lb, Denver <p>2019</p> <ol style="list-style-type: none"> Kaleb McGary, ol, Atlanta (31) Byron Murphy, cb, Arizona Drew Sample, te, Cincinnati Taylor Rapp, s, L.A. Rams Greg Gaines, dl, L.A. Rams Ben Burr-Kirven, lb, Seattle Jordan Miller, cb, Atlanta Myles Gaskin, tb, Miami <p>2020</p> <ol style="list-style-type: none"> Jacob Eason, qb, Indianapolis Nick Harris, c, Cleveland <p>2021</p> <ol style="list-style-type: none"> Joe Tryon, de, Tampa Bay (32) Levi Onwuzurike, dt, Detroit Elijah Molden, cb, Tennessee Keith Taylor, cb, Carolina <p>2022</p> <ol style="list-style-type: none"> Trent McDuffie, cb, K.C. (21) Kyler Gordon, cb, Chicago Cade Otton, te, Tampa Bay Luke Wattenberg, c, Denver <p>2024</p> <ol style="list-style-type: none"> Michael Penix Jr., qb, Atlanta (8) Rome Odunze, wr, Chicago (9) Troy Fautanu, ot, Pittsburgh (20) Ja'Lynn Polk, wr, New England Roger Rosengarten, ot, Baltimore Bralen Trice, olb, Atlanta Jalen McMillan, wr, Tampa Bay Edefuan Ulofoshio, lb, Buffalo Dom Hampton, s, Washington Devin Culp, te, Tampa Bay
---	--	--	--

Huskies in Pro Football

The following is a compilation of former UW football players who have appeared on an NFL, AFL or USFL roster. Active players (as of [Aug. 5, 2024](#)) in bold.

A

Vince Abbott, k San Diego (1987-88)
 Fred Abel, fb Milwaukee (1926)
 Trey Adams, ol Buffalo (2020)
Salvon Ahmed, rb Miami (2020-24)
 Hakim Akbar, ss New England (2001)
 Houston (2002)
 St. Louis Rams (2003)
 Jacksonville (2004)
 Devin Aguilar, wr Tennessee (2012)
 Al Akins, hb-db Cleveland (1946)
 Brooklyn (1947-48)
 Buffalo (1948)
 Tui Alailefaleula, ol New York Jets (2006)
Ulumoo Ale, dl Carolina (2024)
 Victor Aiyewa, lb Green Bay (2013)
 Vince Albritton, ss Dallas (1984-91)
 Ink Aleaga, lb New Orleans (1997-2000)
 Roc Alexander, cb Denver (2004-05)
 Houston (2006-07)
 Jacksonville (2004-06)
 St. Louis (2007)
 Anthony Allen, wr LA Express (1983-84)
 Michigan Panthers (1984)
 Portland Breakers (1985)
 Atlanta (1985-86)
 Washington (1987-88)
 San Diego (1989)
 Chuck Allen, lb San Diego (1961-69)
 Pittsburgh (1970-71)
 Philadelphia (1972)
 Steve Alvord, dt St. Louis (1987)
 Phoenix (1988)
 Jonathan Amosa, fb Green Bay (2013)
 Ricky Andrews, lb Seattle (1990)
 Paul Arnold, rb Indianapolis (2003)

B

Andre Baccellia, wr Kansas City (2020)
 Arizona (2021-24)
 Mario Bailey, wr Houston (1992-94)
Budda Baker, s Arizona (2017-24)
 Mike Baldassin, lb San Francisco (1977-78)
 Khalif Barnes, ot Jacksonville (2005-08)
 Oakland (2009-15)
 New Orleans (2016)
 Arizona (2017)
 David Bayle, te Boston Breakers (1983-84)
 Portland Breakers (1985)
 Tampa Bay (2007)
 Evan Benjamin, lb Tennessee (2002)
 Kyle Benn, c Denver (2018-19)
 Keishawn Bierria, ilb Jacksonville (2019)
 Arizona (2019)
 Eric Bjornson, te Dallas (1995-99)
 New England (2000)
 Oakland (2001-02)
 Chuck Bond, t Washington (1937-38)
 Randall Bond, qb-lb Washington (1938)
 Pittsburgh (1939)
 Glen Bonner, rb San Diego (1974-75)
 Shane Bowman, dl Jacksonville (2019)
 Dorson Boyce, fb Washington (2012)
 Jeremy Brigham, te Oakland (1998-2003)

Josiah Bronson, dt

New Orleans (2021)
 Cleveland (2021)
 Dallas (2022)
 Miami (2023)
 New England (2024)
 Bern Brostek, c-g Los Angeles Rams (1990-94)
 St. Louis (1995-97)
 Dennis Brown, dt San Francisco (1990-96)
 Charlie Browning, hb New York Jets (1965)
 Dave Browning, de Oakland (1978-82)
 New England (1983)
 Oakland Invaders (1984-85)
Jake Browning, qb Minnesota (2019-20)
 Cincinnati (2021-24)
 Gail Bruce, e San Francisco (1948-51)
 Mark Bruener, te Pittsburgh (1995-2003)
 Houston (2004-08)
 Mark Brunell, qb Green Bay (1993-94)
 Jacksonville (1995-2003)
 Washington (2004-07)
 New Orleans (2008-09)
 New York Jets (2010-11)
 Seattle (1994)
 Detroit (2020-21)
 Beno Bryant, rb New England (2020-23)
 Hunter Bryant, te Houston (2024)
Myles Bryant, db LA Express (1983)
 Seattle (1987)
 Seattle (2019-23)
 Cincinnati (1978-82)
 Seattle (1983-88)
 Green Bay (1989-91)
 Los Angeles Rams (1992-94)
 San Diego (2010-15)
 Miami (2016)
 Denver (1997-98)
 Seattle (1999)
 Denver (2000)

Jake Browning, qb

Gail Bruce, e San Francisco (1948-51)
 Mark Bruener, te Pittsburgh (1995-2003)
 Houston (2004-08)
 Mark Brunell, qb Green Bay (1993-94)
 Jacksonville (1995-2003)
 Washington (2004-07)
 New Orleans (2008-09)
 New York Jets (2010-11)
 Seattle (1994)
 Detroit (2020-21)
 Beno Bryant, rb New England (2020-23)
 Hunter Bryant, te Houston (2024)
Myles Bryant, db LA Express (1983)
 Seattle (1987)
 Seattle (2019-23)
 Cincinnati (1978-82)
 Seattle (1983-88)
 Green Bay (1989-91)
 Los Angeles Rams (1992-94)
 San Diego (2010-15)
 Miami (2016)
 Denver (1997-98)
 Seattle (1999)
 Denver (2000)

C

Bill Cahill, db Buffalo (1973-74)
 Denny Cahill, db Rochester (1920)
 Tony Caldwell, lb Los Angeles Raiders (1983-85)
 Seattle (1987)
 Wes Call, ot San Francisco (2001)
 Rich Camarillo, p New England (1981-87)
 Los Angeles Rams (1988)
 Phoenix (1989-93)
 Houston (1994-95)
 Oakland (1996)
 Seattle (1998)
 Chris Campbell, lb San Francisco (2015-16)
 DiAndre Campbell, wr Arizona (2005)
 Greg Carothers, lb Buffalo (2006)
 Dario Cassarino, p Birmingham Stallions (1983)
 Boston Breakers (1983)
 New Orleans Breakers (1984)
 Ray Cattage, dt Arizona Wranglers (1983)
 Chicago Blitz (1984)
 LA Express (1985)
 Chris Chandler, qb Indianapolis (1988-89)
 Tampa Bay (1990)
 Phoenix (1991-93)
 L.A. Rams (1994)
 Houston (1995-96)
 Atlanta (1997-2001)
 Chicago Bears (2002-03)
 St. Louis (2004)
 St. Louis (1998)
 Indianapolis (1998-99)
 Denver (2000)

Jason Chorak, de

Cameron Cleeland, te New Orleans (1998-2001)
 New England (2002)
 St. Louis (2003-04)
 Tony Coats, og Cincinnati (1999-2000)
 Junior Coffey, rb Green Bay (1965)
 Atlanta (1966-67, 69)
 New York Giants (70-71)
 Buffalo (1998)
 Philadelphia (1999)
 N.Y. Jets (2000)
 Chicago Bears (2001)
 New England (2002)
 Houston (2018)
 Seattle (2018)
 Green Bay (2018)
 Brett Collins, lb Green Bay (1993)
 Los Angeles Rams (1994)
 Cary Conklin, qb Washington (1990-94)
 San Francisco (1995)
 Oakland (2001)
 Pat Conniff, fb St. Louis (1996-2002)
 Ernie Conwell, te New Orleans (2003-06)
Alex Cook, s N.Y. Giants (2023)
 Carolina (2024)
 Marquis Cooper, ilb Tampa Bay (2004-06)
 Seattle (2006)
 Pittsburgh (2007)
 Oakland (2008)
 Travis Coons, k Cleveland (2015-16)
 L.A. Chargers (2017)
 Bo Cornell, lb-rb Cleveland (1971-72)
 Buffalo (1973-77)
Devin Culp, te Tampa Bay (2024)
 Ed Cunningham, c Arizona (1992-95)
 Seattle (1996)

D

Aaron Dalan, ot Oakland (1999-2000)
 Darrell Daniels, te Indianapolis (2017-18)
 Seattle (2018)
 Arizona (2018-21)
 Stanley Daniels, og St. Louis (2007)
 New York Jets (2008)
 Green Bay (2009)
 Denver (2010-11)
 Cleveland (2012)
 Ben Davidson, de Green Bay (1961)
 Washington (1962-63)
 Oakland (1964-71)
 Reggie Davis, te San Diego (1999-2001)
 Don Deeks, t Boston (1945-47)
 Washington (1947)
 Green Bay (1948)
 Dean Derby, b Pittsburgh (1957-61)
 Minnesota (1961-62)
 Corey Dillon, rb Cincinnati (1997-2003)
 New England (2004-06)
Will Dissly, te Seattle (2018-23)
 L.A. Chargers (2024)
 Travell Dixon, cb Oakland (2015)
 Carolina (2016-17)
 Arizona (2018)
 Sean Douglas, p St. Louis (2008)
 Gregory Ducre, cb Washington (2014)
 San Diego (2015-16)
 Pittsburgh (2017)

E

Jacob Eason, qb Indianapolis (2020-21)
 Seattle (2021-22)
 N.Y. Giants (2023)
 Green Bay (2024)

Huskies in Pro Football

Robin Earl, te Chicago (1977-83)
Oklahoma Outlaws (1984)
Birmingham Stallions (1985)

Jake Eldrenkamp, ol Los Angeles Rams (2017-18)
Cleveland (2018)
Indianapolis (2019-21)
New England (2002)
Tampa Bay (2003)

Todd Elstrom, wr Indianapolis (1992-94)
Miami (1995-96)
Washington (1997)
Buffalo (1988)
Washington (1938-39)
Pottsville (1927)

F

D'Marco Farr, dt Los Angeles Rams (1994)
St. Louis Rams (1995-2000)
San Francisco (2003)
Pittsburgh (2024)

Troy Fautanu, ol
Travis Feeney, olb Pittsburgh (2016)
New Orleans (2016)
New York Giants (1948-49)
Minnesota (1987-91)
New York Jets (1973-74)
Miami (1997)
Pittsburgh (1998-2001)
Kansas City (1993-95)
Oakland (1961)
Washington (1981)
New England (1982-83)
Cleveland (1984)
San Diego (1986)
New York Jets (1987)
Atlanta (2012)

Erik Folk, pk Green Bay (1961)
Dallas (1962-64)
Pittsburgh (1965)

Fred Forsberg, lb Denver (1968, 1970-72, 75-76)
Buffalo (1973)
San Diego (1974)
Tampa Bay (2011-14)
Washington (2015-19)
San Francisco (1994-95)
Carolina (1996)
Atlanta (1997)

Ray Frankowski, g Green Bay (1945)
Los Angeles (1946-48)
Philadelphia (1944)
Seattle (2020-22)

G

Greg Gaines, dl
Tom Gallagher, ot Denver (1994)
Tim Galloway, lb Seattle (2005)
Frank Garcia, og Carolina (1995-2000)
St. Louis (2001-02)
Arizona (2003-04)

Scott Garnett, nt Denver Broncos (1984-86)
San Francisco (1985)
San Diego (1985)
Buffalo (1987)
Miami (2019-23)
Minnesota (2023-24)

Nesby Glasgow, db Baltimore (1979-83)
Indianapolis (1984-87)
Seattle (1988-92)
Green Bay (2024)

Ralen Goforth, lb

Kevin Gogan, ot Dallas (1987-93)
L.A. Raiders (1994)
Oakland (1995-96)
San Francisco (1997-98)
Miami (1999-2000)

Dashon Goldson, fs San Francisco (2007-12)
Tampa Bay (2013-14)
Washington (2015)
Atlanta (2016-17)
Denver (2011-12)

D'Andre Goodwin, wr Chicago (2022-24)

Danny Greene, wr Seattle (1985)
San Diego (1987)
New York Giants (1960-62)
Oakland (2008-10)

H

Brian Habib, nt Minnesota (1988-93)
Denver (1994-97)
Seattle (1998-2000)
San Francisco (1987-88)
Pittsburgh (1937)
San Francisco (1992-94)
Cleveland (1995)
Jacksonville (1996-97)
Denver (1993-94)
Oakland (2016)
Atlanta (2017-18, 2021)
Detroit (2019-20)
Cleveland (2020)
Jacksonville (2022)

Dean Halvorson, lb Los Angeles Rams (1968, 1972)
Atlanta (1970)
Philadelphia (1973-76)
Washington (2024)
Racine (1924)
Tennessee (2000)
Cleveland (2020-23)
Seattle (2024)

Martin Harrison, lb San Francisco (1990-93)
Minnesota (1994-99)
Denver (1994-2001)

Harald Hasselbach, de Pittsburgh (2015)
New York Giants (1954-59)
Dallas (1960)
Oakland (1962)
New York Jets (2020)
New Orleans (1987-90)
Oakland/L.A. Raiders (1995-96)
Buffalo (1997)
New Orleans (1997-2000)
Indianapolis (2001)
Pittsburgh (1993)
Tampa Bay (1985-88)
Denver (1989-92)
Brooklyn (1935)
Cincinnati (1983-88)
Dallas (1989-92)
Cincinnati (2008)
Seattle (1999-2001, 2004)
Indianapolis (2002-03)
Miami (1997-2000)
New England (2001-03)
Kansas City (2004-08)
Buffalo (2015)

Dom Hampton, s
Dick Hanley, wb
Gerald Harris, wr
Nick Harris, c

Jared Hilbers, ol
Lonzell Hill, wr
Billy Joe Hobert, qb
Buffalo (1997)
New Orleans (1997-2000)
Indianapolis (2001)
Pittsburgh (1993)
Tampa Bay (1985-88)
Denver (1989-92)
Brooklyn (1935)
Cincinnati (1983-88)
Dallas (1989-92)
Cincinnati (2008)
Seattle (1999-2001, 2004)
Indianapolis (2002-03)
Miami (1997-2000)
New England (2001-03)
Kansas City (2004-08)
Buffalo (2015)

I

Ted Isaacson, t Chicago Cardinals (1934)
Arizona (2000-01)
Houston (2002)
Pittsburgh (2003)
Kansas City (2004-05)

J

Charles Jackson, lb Kansas City (1978-83)
New York Jets (1985-86)
Seattle (1979-86)

Michael Jackson, lb Chicago (1986-89)
Miami (1990-93)
Cleveland (1987)
Oakland (1995)
L.A. Raiders (1989-94)
Chicago (1996-2000)
Seattle (2007)

Jeff Jaeger, pk Chicago (1972-74)
Philadelphia (1975)
Buffalo (1971-74)
Baltimore (1982)
LA Express (1984-85)
Carolina (1998-2000)
Los Angeles Rams (1983-88)
San Francisco (2005-06)

Kenny James, rb Carolina (2024)

Ernie Janet, t New York Giants (1954)
Chicago (2004-06)
Dallas (2008)
Cincinnati (2009-11)
Washington (1939-40)
Denver (1973-76)
Philadelphia (1940)
New York Jets (1992-93)
Indianapolis (1994)

Bruce Jarvis, c Los Angeles Rams (1958)
Oakland (1961)
Kansas City (1987-88)
Seattle (1989)
Philadelphia (2017-19)
Jacksonville (2020)
Seattle (2021-22)
Cincinnati (2023)

Fletcher Jenkins, dt Cincinnati (2023)
Cincinnati (1989)
New York Jets (1990)
Green Bay (1991)
Los Angeles Rams (1970)
Washington (1971-72)

Jerry Jensen, lb
Mark Jerue, lb
Derrick Johnson, cb
Dillon Johnson, rb
Herb Johnson, hb
Tank Johnson, dt

Jim Johnston, b
Calvin Jones, cb
Don Jones, b
Don Jones, de
New York Jets (1990)
Green Bay (1991)
Los Angeles Rams (1970)
Washington (1971-72)

Jim Jones, lb Los Angeles Rams (1958)
Oakland (1961)
Kansas City (1987-88)
Seattle (1989)
Philadelphia (2017-19)
Jacksonville (2020)
Seattle (2021-22)
Cincinnati (2023)

Rod Jones, te Cincinnati (2023)
Cincinnati (1989)
New York Jets (1990)
Green Bay (1991)
Los Angeles Rams (1970)
Washington (1971-72)

Sidney Jones, cb
Scott Jones, ot
Jeff Jordan, rb

K

Napoleon Kaufman, rb Oakland (1995-2000)
Seattle (2012-16)
New York Jets (2017-18)
Detroit (2019)

Jermaine Kearse, wr Cincinnati (1986-89)
New York Jets (1990-92)
Los Angeles Raiders (1993)
Los Angeles Rams (1994)
Green Bay (1995)
Philadelphia (1996)
Arizona (2012)
New Orleans (2013-17)
Houston (2018-20)
San Francisco (2021)
Atlanta (1993-95)
Oakland (1996-2004)
Philadelphia (1998)
New Orleans (2015-18)
Green Bay (2017-21)
Atlanta (2024)

Joe Kelly, lb Buffalo (1997)
New Orleans (1997-2000)
Indianapolis (2001)
Pittsburgh (1993)
Tampa Bay (1985-88)
Denver (1989-92)
Brooklyn (1935)
Cincinnati (1983-88)
Dallas (1989-92)
Cincinnati (2008)
Seattle (1999-2001, 2004)
Indianapolis (2002-03)
Miami (1997-2000)
New England (2001-03)
Kansas City (2004-08)
Buffalo (2015)

Senio Kelemete, og Atlanta (1993-95)
Oakland (1996-2004)
Philadelphia (1998)
New Orleans (2015-18)
Green Bay (2017-21)
Atlanta (2024)

Lincoln Kennedy, og Buffalo (1991)
Cincinnati (2023-24)
San Francisco (1964-67)
Detroit (1968)
Washington (1969-70)
New Orleans (1971)
Green Bay (1972)
Washington (1986-87)

Patrick Kesi, og
Hau'oli Kikaha, olb
Kevin King, cb

Dean Kirkland, og
Jaxson Kirkland, ol
Dave Kopay, rb
Joe Krakoski, lb

Huskies in Pro Football

Olin Kreutz, c Chicago (1998-2010)
New Orleans (2011)
Jim Krieg, wr Denver (1972)
Jake Kupp, g Dallas (1964-65)
Washington (1966)
Atlanta (1967)
New Orleans (1967-75)

L
Le-Lo Lang, cb Denver (1989-93)
Mike Lansford, pk L.A. Rams (1982-91)
Ken Lee, lb Detroit (1971)
Buffalo (1972)
Mark Lee, cb Green Bay (1980-90)
San Francisco (1991)
New Orleans (1991)

Tuli Letuligasenoa, dt
L.A. Rams (2024)
Greg Lewis, rb Denver (1991-92)
Roy Lewis, cb Pittsburgh (2008)
Seattle (2009-12)

Chris Linnin, dt NY Giants (1980)
Oakland Invaders (1984)
Cory Littleton, lb Los Angeles Rams (2016-19)
Las Vegas (2020-21)
Carolina (2022)
Houston (2023)

Dan Lloyd, lb NY Giants (1976-79)
Washington Federals (1983)
Jake Locker, qb Tennessee (2011-14)
Dane Looker, wr New England (2000-2001)
St. Louis (2003-08)
Detroit (2009)

Omare Lowe, cb Miami (2002)
N.Y. Jets (2003)
New England (2004)
Atlanta (2005-06)
Jacksonville (2008)
San Francisco (2023)
Las Vegas (2024)

Corey Luciano, c
Lamar Lyons, fs Oakland (1996)
Baltimore (1997)

M
Lynn Madsen, dt N.J. Generals (1984-85)
Houston (1986)
Ben Mahdavi, ilb Atlanta (2003)
Siupeli Malamala, ot N.Y. Jets (1992-99)
Rick Mallory, og Tampa Bay (1984-88)
Ray Mansfield, c Philadelphia (1963)
Pittsburgh (1964-76)

Vic Markov, t Cleveland Rams (1938-39)
Curt Marsh, ot Oakland/LA Raiders (1981-87)
Doug Martin, dt Minnesota (1980-89)
Jeremiah Martin, de Cleveland (2023-24)
Stafford Mays, dt St. Louis (1980-86)
Minnesota (1987-88)

Dean McAdams, rb-hb Brooklyn (1941-43)
Walt McCormick, c-lb San Francisco (1948)
Jay MacDowell, e Philadelphia (1946-51)
Trent McDuffie, cb Kansas City (2022-24)
Hugh McElhenny, rb San Francisco (1952-60)
Minnesota (1961-62)
New York Giants (1963)
Detroit (1964)

Kaleb McGary, ot Atlanta (2019-24)
Jojo McIntosh, s Washington (2019)
Jalen McMillan, wr Tampa Bay (2024)
Robin Meadow, ol Baltimore (2006)
Tim Meamber, lb Minnesota (1985)
Ron Medved, db Philadelphia (1966-70)
Mike Melinkovich, de St. Louis (1965-66)
Detroit (1967)

John Meyers, t Dallas (1962-63)
Philadelphia (1964-67)
Oakland (2016)
Jaydon Mickens, wr Jacksonville (2017-18, 2021)
Tampa Bay (2020-21)
N.Y. Giants (2022-23)
Hugh Millen, qb Los Angeles Rams (1986-87)
Atlanta (1988-90)
New England (1991-92)
Dallas (1993)

Miami (1993)
Denver (1994-95)
Jordan Miller, cb Atlanta (2019-20)
Seattle (2020)
New Orleans (2021)
Buffalo (2022)
New England (1996-2002)
Buffalo (2003-06)
Atlanta (2007-08)
Seattle (2009-11)

Lawyer Milloy, s Kansas City (1991-94)
Minnesota (1995-96)
Tampa Bay (1997-98)
Oakland (1999-2000)
Denver (1963-67)
Buffalo (1968)

Charles Mincy, db Tennessee (2022-24)
Houston (1984-93)
Minnesota (1994-96)
Seattle (1997-98)
Kansas City (1999-2000)
LA Express (1983)
Houston (1984-87)

Charlie Mitchell, hb Chicago (1935)
Elijah Molden, cb Cleveland (1941-44)
Warren Moon, qb Chicago (1945-46)
Arizona (2019-22)
Minnesota (2023-24)

Eric Moran, ot Chicago (1935)
Cleveland (1941-44)
Chicago (1945-46)
Arizona (2019-22)
Minnesota (2023-24)

N
Leon Neal, rb Indianapolis Colts (1996-97)
Chuck Nelson, pk LA Rams (1983)
Buffalo (1984)
Minnesota (1986-88)
Chicago Cardinals (1933-38)
Los Angeles Rams (1983-90)
Cleveland (1991-92)

Dave Nesbit, e Philadelphia (1939-40)
Vince Newsome, s San Francisco (1965-66)
Atlanta (1967-68)
Philadelphia (1968)
Washington (1968)
New York Giants (1970)

O
Benji Olson, og Tennessee (1998-2007)
Rome Odunze, wr Chicago (2024)
Levi Onwuzurike, dt Detroit (2021-24)
Dick Ottele, db Los Angeles (1948)
Cade Otton, te Tampa Bay (2022-24)

P
Jeff Pahunkoa, t Los Angeles Rams (1991-93)
Atlanta (1994-96)
Shane Pahunkoa, db New Orleans (1994-96)
Atlanta (1997)
Steve Parker, de New Orleans (1980)
Tony Parrish, s Chicago (1998-2001)
San Francisco (2002-06)
Dallas (2007)

LA Express (1983-85)
Jeff Partridge, p

Jerome Pathon, wr Indianapolis (1998-2001)
New Orleans (2002-04)
Seattle (2005)
Atlanta (2005-06)
Mark Pattison, wr Los Angeles Rams (1986)
Los Angeles Raiders (1986)
New Orleans (1987-88)

Dave Pear, dt Baltimore (1975)
Tampa Bay (1976-78)
Oakland (1979-80)
Dennis Pearson, wr Atlanta (1978-79)
J.C. Pearson, cb Kansas City (1986-91)
Minnesota (1993)

Steve Pelluer, qb Dallas (1984-88)
Kansas City (1989-91)
Michael Penix Jr. qb Atlanta (2024)
Tim Peoples, s St. Louis (1987)
Joshua Perkins, te Atlanta (2016-17)
Philadelphia (2018-20)
Seattle (1987)

Dean Perryman, c Kansas City (2015-17)
Marcus Peters, cb Los Angeles Rams (2018-19)
Baltimore (2019-22)
Las Vegas (2023)
Andrew Peterson, og Carolina (1995)
Green Bay (1997)

Dante Pettis, wr San Francisco (2018-20)
New York Giants (2020-21)
Chicago (2022-24)
Cody Pickett, qb San Francisco (2004-06)
Aaron Pierce, te New York Giants (1992-97)
Baltimore Ravens (1998-2000)

Pete Pierson, og Tampa Bay (1994-2002)
Ray Pinney, ot/g/c Pittsburgh (1976-82, 1985-87)
Michigan Panthers (1983-84)
Oakland Invaders (1985)
Houston (2004-09)
Philadelphia (2012-14)
Houston (2015)
Chicago Blitz (1984)
Arizona Outlaws (1985)

Benning Potoa'e, dl Tampa Bay (2020-22)
Washington (2023-24)
Green Bay (1948)
Fred Provo, b

Q
Elijah Qualls, dt Philadelphia (2017-18)
Carolina (2019)

R
Bookie Radley-Hiles, s Cincinnati (2022)
Louis Rankin, rb Oakland (2008-09)
Seattle (2009-11)
Taylor Rapp, s Los Angeles Rams (2019-22)
Buffalo (2023-24)
Caesar Rayford, lb Dallas (2013)
Minnesota (2015)
San Diego (1965-73)
Oakland (2008-15)
Seattle (2016)

Frank Reed, db Atlanta (1976-80)
Birmingham Stallions (1983)
Mike Reed, rb Philadelphia (1998-99)
Jordan Reffett, dt Pittsburgh (2008)
David Richie, dt Denver (1997-98)
San Francisco (1998-2000)
Boston (1944)
Thron Riggs, t Philadelphia (2002)
Marcus Roberson, dt Cleveland (1957)
Fred Robinson, t Philadelphia (1987)
Jacque Robinson, rb

Huskies in Pro Football

Reggie Rogers, de Detroit (1987-88)
Buffalo (1991)

Tyrone Rodgers, de Seattle (1992-94)

Willie Rosborough, lb Philadelphia Stars (1983-84)
Portland Breakers (1985)

Roger Rosengarten, ot Baltimore (2024)

John Ross, wr Cincinnati (2017-20)
New York Giants (2021)
Philadelphia (2024)

Anthony Russo, wr Seattle (2008)

S

Drew Sample, te Cincinnati (2019-24)

Gene Sanders, ot-de Tampa Bay (1979-85)

Bishop Sankey, rb Tennessee (2014-15)
Kansas City (2016)
Minnesota (2017)

Bob Sapp, og Minneapolis (1997-98)
Baltimore (1999)
Oakland (2000)

A. Seferian-Jenkins, te Tampa Bay (2014-16)
New York Jets (2016-17)
Jacksonville (2018)

Sonny Shackelford, wr San Diego (2007)

Rick Sharp, t Pittsburgh (1970-71)
Denver (1972)

Rashaan Shehee, tb Kansas City (1998-2000)

Coleman Shelton, og San Francisco (2018)
Tennessee (2018)
Arizona (2018)
Los Angeles Rams (2019-23)
Chicago (2024)

Danny Shelton, dt Cleveland (2015-17)
New England (2018-19)
Detroit (2020)
New York Giants (2021)
Kansas City (2022-23)
San Diego (2001-02)
Houston (2004)

Elliot Silvers, ot New York Giants (2006)
Philadelphia (1963-72)

James Sims, Jr., rb Pittsburgh (1983)
Seattle (1984-90)

Jim Skaggs, g Washington (1939-43)

Paul Skansi, wr Pittsburgh (1985)
Seattle (1984-90)

Steve Slivinski, g Washington (1939-43)

Fred Small, lb Pittsburgh (1985)

Bill Smith, e Chicago Cardinals (1934-40)

Jermaine Smith, fs Baltimore (2000)
Seattle (2001)

Kevin Smith, wr Seattle (2015-16)

Benny Sohn, b Cincinnati, (1934)

Rick Sortun, g St. Louis (1964-69)

John Stackpool, b Philadelphia (1942)

Isaiah Stanback, wr Dallas (2007-08)
New England (2009)
Seattle (2010-11)
New York Giants (2011-12)
Jacksonville (2012)

Ernie Steele, b Philadelphia (1942-48)

Jerramy Stevens, te Seattle (2002-06)
Tampa Bay (2007-10)

Mark Stewart, lb Minnesota (1984)

Jim Stiger, rb Dallas (1963-65)
Los Angeles Rams (1965-67)

George Strugar, dt Los Angeles Rams (1957-61)
Pittsburgh (1962)
New York Jets (1962-63)
Denver (2011-12)

Austin Sylvester, fb

T

Alameda Ta'amu, nt Pittsburgh (2012)
Arizona (2013-14)
Carolina (2015-24)

Keith Taylor, cb Philadelphia (2010-11)

Daniel Te'o-Nesheim, de Tampa Bay (2011-13)
Seattle (1987)

Garth Thomas, og Arizona (2012-13)

Everrette Thompson, de Carolina (2015-24)

Shaq Thompson, olb N.Y. Jets (1968-70, 1972-73)

Steve Thompson, dt Chicago (2015-18)

John Timu, lb Miami (1979-85)

Jeff Toews, g Miami (2006-08)

Joe Toledo, ot San Francisco (2008)
San Diego (2009)
Seattle (2010)

Lester Towns, lb Carolina (2000-04)
Miami (2005-06)

Bralen Trice, olb Tampa Bay (2024)

Larry Triplett, dt Indianapolis (2002-07)
Seattle (2008)

Desmond Trufant, cb Atlanta (2013-19)
Detroit (2020)
New Orleans (2021)

Joe Tryon, de Tampa Bay (2021-24)

Mac Tuiaaea, de San Diego (2000)

Marques Tuiasosopo, qb Oakland (2001-06)
New York Jets (2007)
Oakland (2008)

Zach Tuiasosopo, fb Pittsburgh (2005)
Oakland (2006)
Philadelphia (2007)

Taniela Tupou, fb Seattle (2016)
Atlanta (2017)

Darius Turner, rb Kansas City (1993)

Zeke Turner, ilb Arizona (2018-23)
San Francisco (2024)

Tom Turnure, c Detroit (1980-83, 1986)
Michigan Panthers (1984)
Oakland Invaders (1985)

Toussaint Tyler, fb New Orleans (1981-82)

U

Edefuan Ulofoshio, lb Buffalo (2024)

V

Randy Van Divier, ot Baltimore (1981)
Oakland/LA Raiders (1982-83)
Portland Breakers (1985)

Vita Vea, nt Tampa Bay (2018-24)

Azeem Victor, lb Oakland (2018)
Tampa Bay (2018)
Seattle (2018)

Tristan Vizcaino, pk San Francisco (2020)
L.A. Chargers (2021)
New England (2022)
Dallas (2023)

W

Ken Walker, fb Tampa Bay (2002)

C.J. Wallace, s Seattle (2007-09)
San Diego (2011)

Bill Ward, g Washington (1946)
Detroit (1947-49)

Duane Wardlow, de LA. Rams (1954-56)

Chad Ward, og Jacksonville (2001)
San Francisco (2002)
Cleveland (2003)
San Diego (2004)

Kevin Ware, te Washington (2003-04)

Dwayne Washington, rb Detroit (2016-17)
New Orleans (2018-22)
Denver (2022-24)

Luke Wattenberg, c N.Y. Giants (1950-53)

Arnie Weinmeister, t Indianapolis (2020)

Brandon Wellington, lb Kansas City (1970-74, 76)

Clyde Werner, lb Seattle (2024)

Jack Westover, te Oakland Invaders (1983-84)

Ron Wheeler, te Oklahoma Outlaws (1984)
Arizona Outlaws (1985)
Los Angeles Raiders (1987)

Nat Whitmyer, db Los Angeles Rams (1963)
San Diego (1966-67)
New England (1989)
San Francisco (1990-91)

Brett Wiese, ol Detroit (1939)
Philadelphia (1939)

John Wiatrak, c St. Louis (1967-71)
San Diego (1972)
Pittsburgh (1973)

Dave Williams, wr LA Express (1983)
Chicago Blitz (1984)
Houston Gamblers (1984)

Greg Williams, lb Seattle (2015-16)
Cleveland (2017)
Indianapolis (2018)

Kasen Williams, wr Jacksonville (2004-08)
New Orleans (1996)

Reggie Williams, wr Providence (1927-28)

Donald Willis, og Providence (1927-29)

Abe Wilson, hb Minnesota (1969)

George Wilson, hb

Harrison Wood, wr

Z

Tony Zackery, cb Atlanta (1989)
New England (1990)
Cleveland (1991)
Phoenix (1989)
San Diego (1990-93)
Atlanta (1994-95)
Philadelphia (1996-97)
Chicago (1998)

Mike Zandofsky, g

Year-By-Year Results

Key to Abbreviations

W-L-T — Game won, lost or tied
 H — Home game
 A — Away game, played at opponent's home stadium
 N — Game played at a neutral site; see footnote for city
 AP — Beginning with the 1936 season, the number in front of the opponent name indicates Washington's ranking in the Associated Press poll coming into the game. The number following the opponent name indicates its ranking.
 t — Tie in rankings
 PCC — Pacific Coast Conference
 AAUW — Athletic Association of Western Universities

Scoring Values

Seasons	Touchdown	Field Goal	Point After	Safety
1889-1897	4 points	5 points	2 points	2 points
1898-1903	5 points	5 points	1 point	2 points
1904-1908	5 points	4 points	1 point	2 points
1909-1911	5 points	3 points	1 point	2 points
1912-1957	6 points	3 points	1 point	2 points
1958 to date	6 points	3 points	1 point (kick) 2 points (run or pass)	2 points

1889

Coach: None • **Captain:** Frank Griffiths • **Record:** 0-1-0

November	28	L.....	Eastern Coll. Alumni.....	0-20	H	400
				0-20		400

1890

Coach: None • **Captain:** Frank Griffiths • **Record:** 0-0-1

November	27	T.....	Washington Col. (Tac.).....	0-0	A	300
				0-0		300

1891

No Team

1892

Coach: W.B. Goodwin • **Captain:** Otto Collings • **Record:** 1-1-0

October	15	L.....	Seattle A.C.....	0-28	H	300
December	17	W.....	Seattle A.C.....	14-0	H	100
				14-28		400

1893

Coach: W.B. Goodwin • **Captain:** D.A. Ford • **Record:** 1-3-1

November	11	W.....	Viciendas (Tac.).....	8-4	A	200
November	18	L.....	Tacoma A.C.....	4-6	N	300
November	25	T.....	Port Townsend A.C.....	6-6	A	150
November	30	L.....	Multnomah A.C.....	0-30	A	150
December	29	L.....	Stanford.....	0-40	N	600
N-at West Seattle				18-86		1,400

1894

Coach: C. Cobb • **Captain:** Ralph Nichols • **Record:** 1-1-1

October	13	T.....	Port Townsend.....	14-14	A	250
October	27	L.....	Seattle A.C.....	0-24	H	500
November	29	W.....	Whitman College.....	46-0	A	2,000
				60-38		2,750

1895

Coach: Ralph Nichols • **Captain:** Martin Harris • **Record:** 4-0-1

October	19	W.....	Seattle A.C.....	12-0	H	500
October	26	T.....	Seattle A.C.....	0-0	H	500
November	9	W.....	Vashon College.....	44-4	H	300
November	28	W.....	Tacoma A.C.....	8-4	A	150
December	7	W.....	Vashon College.....	34-0	H	300
				98-8		1,750

1896

Coach: Ralph Nichols • **Captain:** Jack Lindsay • **Record:** 2-3-0

October	24	L.....	Seattle A.C.....	4-6	H	300
November	14	L.....	Port Townsend A.C.....	0-18	A	100
December	12	L.....	Multnomah A.C.....	0-10	A	100
December	15	W.....	Seattle YMCA.....	4-0	H	100
December	19	W.....	Seattle A.C.....	12-6	H	500
				20-40		1,100

1897

Coach: Carl Clemans • **Captain:** Jack Lindsay • **Record:** 1-2-0

October	9	W.....	Seattle YMCA.....	10-0	H	400
November	25	L.....	Seattle A.C.....	6-10	H	1,000
December	4	L.....	Oregon State.....	0-16	A	1,500
				16-26		1,900

1898

Coach: Ralph Nichols • **Captain:** Clarence Larson • **Record:** 1-1-0

December	17	L.....	Puyallup Indian Res.....	11-18	H	500
December	24	W.....	Puyallup Indian Res.....	13-0	H	400
Schedule and participants restricted by Spanish-American War				24-18		900

1899

Coach: Alexander S. Jeffs • **Captain:** Sterling Hill • **Record:** 4-1-1

October	14	W.....	Port Townsend H.S.....	16-0	H	500
October	28	L.....	Port Townsend A.C.....	0-11	A	250
November	4	W.....	Everett A.C.....	33-0	A	150
November	7	T.....	All Seattle.....	5-5	H	500
November	18	W.....	Wilson Business Coll.....	11-0	H	500
November	25	W.....	Whitman.....	6-5	H	1,000
				71-21		2,900

1900

Coach: James S. Dodge • **Captain:** W.H. Corson • **Record:** 1-2-2

September	29	W.....	Seattle H.S.....	5-0	H	500
October	24	T.....	Whitman.....	11-11	A	1,000
October	27	L.....	Idaho.....	6-12	N	1,000
November	29	T.....	Washington State.....	5-5	H	1,500
December	1	L.....	Oregon.....	0-43	A	1,000
N-at Spokane				27-71		5,000

1901

Coach: Jack Wright • **Captain:** Dick Huntoon • **Record:** 3-3-0

October	26	L.....	Whitman.....	0-10	H	1,000
November	1	L.....	Washington State.....	0-10	A	500
November	9	W.....	Port Townsend.....	10-0	H	500
November	12	L.....	Multnomah A.C.....	6-17	H	500
November	16	W.....	Vashon College.....	17-5	H	500
November	21	W.....	Idaho.....	10-0	H	2,000
				43-42		5,000

1902

Coach: James Knight • **Captain:** Fred McElmon • **Record:** 5-1-0

October	18	W.....	All-Seattle.....	12-0	H	500
October	25	W.....	Oregon St.....	16-6	H	1,000
November	3	W.....	Idaho.....	10-0	A	250
November	8	W.....	Whitman.....	11-5	A	300
November	15	L.....	Multnomah A.C.....	0-7	H	500
November	27	W.....	Washington State.....	16-0	H	1,000
				65-18		3,650

1903

Coach: James Knight • **Captain:** William Spiedel • **Record:** 6-1-0

October	17	W.....	Oregon State.....	5-0	A	600
October	24	W.....	Whitman.....	35-0	H	1,500
October	30	W.....	Washington State.....	10-0	A	700
November	14	W.....	Oregon.....	6-5	H	2,000
November	20	W.....	Nevada.....	2-0	H	1,500
November	26	W.....	Idaho.....	5-0	H	2,500
December	5	L.....	Multnomah A.C.....	0-6	A	400
				63-11		9,200

1904**Coach:** James Knight • **Captain:** Fred McElmon • **Record:** 4-2-1

October	8	W.....	Whitman.....	33-0	H	2,000
October	15	L.....	Oregon State.....	5-26	H	2,000
October	22	W.....	Utah St.....	45-0	A	1,000
October	29	W.....	Washington State.....	12-6	H	1,000
November	5	W.....	Idaho.....	12-10	H	2,000
November	12	L.....	Oregon.....	0-18	A	1,500
November	24	T.....	California.....	6-6	H	3,000
				116-65		12,000

1905**Coach:** Oliver Cutts • **Captain:** Tom McDonald • **Record:** 4-2-2

October	4	W.....	USS Chicago.....	11-0	H	1,500
October	7	W.....	Whitworth.....	10-4	N	1,000
October	14	T.....	Whitman.....	6-6	H	2,000
October	21	W.....	Chemawa Indians.....	11-6	H	1,000
October	30	L.....	Idaho.....	0-8	A	1,000
November	11	W.....	Sherman Indians.....	29-0	H	2,000
November	18	T.....	Oregon.....	12-12	A	2,000
November	30	L.....	Oregon State.....	0-16	A	3,000
N-at Tacoma				79-52		13,500

1906**Coach:** Victor Place • **Captain:** Owen Crim • **Record:** 4-1-4

October	10	W.....	USS Philadelphia.....	5-0	H	500
October	13	W.....	Whitworth.....	8-0	H	1,000
October	20	W.....	Seattle H.S.....	4-0	H	500
October	20	T.....	Seattle A.C.....	10-10	H	1,000
October	27	T.....	Oregon State.....	0-0	H	2,400
November	3	T.....	Whitman.....	0-0	H	2,000
November	10	T.....	Willamette.....	0-0	H	3,000
November	20	L.....	Oregon.....	6-16	A	1,500
November	29	W.....	Idaho.....	16-9	H	3,500
				49-35		15,400

1907**Coach:** Victor Place • **Captain:** Enoch Bagshaw • **Record:** 4-4-2

October	5	T.....	Seattle H.S.....	0-0	H	2,000
October	12	W.....	Multnomah A.C.....	10-0	A	1,000
October	14	W.....	Willamette.....	21-0	A	1,000
October	19	W.....	Whitworth.....	5-0	N	350
October	26	W.....	Chemawa Indians.....	40-0	H	1,000
November	2	L.....	USS Nebraska.....	6-19	H	1,000
November	8	L.....	Whitman.....	8-12	A	400
November	16	L.....	Oregon.....	0-6	H	2,500
November	21	L.....	Washington State.....	5-11	H	3,000
November	28	T.....	*Idaho.....	0-0	H	3,000
N-at Tacoma				95-48		15,250

*Began Washington's 63 game unbeaten streak which is the longest such streak in college football history

1908**Coach:** Gil Dobie • **Captain:** Fred Tegmeier • **Record:** 6-0-1

September	26	W.....	Lincoln H.S.....	22-0	H	500
October	3	W.....	Washington H.S.....	23-5	H	500
October	17	W.....	Whitworth.....	24-4	H	2,500
October	24	W.....	Whitman.....	6-0	H	3,000
November	7	T.....	Washington State.....	6-6	H	4,000
November	14	W.....	Oregon.....	15-0	A	1,000
November	28	W.....	Oregon State.....	32-0	H	6,000
				128-15		17,500

1909**Coach:** Gil Dobie • **Captain:** Melville Mucklestone • **Record:** 7-0-0

October	9	W.....	Queen Anne H.S.....	34-0	H	1,500
October	16	W.....	USS Milwaukee.....	39-0	H	1,000
October	23	W.....	Lincoln H.S.....	20-0	H	1,500
October	30	W.....	Idaho.....	50-0	N	3,000
November	6	W.....	Whitman.....	17-0	H	3,000
November	13	W.....	Oregon State.....	18-0	A	1,000
November	25	W.....	Oregon.....	20-6	H	7,000
N-at Spokane				198-6		18,000

1910**Coach:** Gil Dobie • **Captain:** Huber Grimm • **Record:** 6-0-0

October	8	W.....	Lincoln H.S.....	20-0	H	1,500
October	15	W.....	College Puget Sound.....	51-0	H	1,500
October	22	W.....	Whitman.....	12-8	H	4,500
November	5	W.....	Idaho.....	29-0	H	1,500
November	12	W.....	Washington State.....	16-0	N	2,800
November	24	W.....	Oregon State.....	22-0	H	6,000
N-at Spokane				150-8		17,800

1911**Coach:** Gil Dobie • **Captain:** William Coyle • **Record:** 7-0-0

October	2	W.....	Lincoln H.S.....	42-0	H	1,000
October	14	W.....	Fort Worden.....	99-0	H	1,000
October	21	W.....	College Puget Sound.....	35-0	H	2,000
October	28	W.....	Idaho.....	17-0	N1	1,100
November	4	W.....	Oregon State.....	34-0	H	4,000
November	18	W.....	Oregon.....	29-3	N2	8,000
November	30	W.....	Washington State.....	30-6	H	6,000
N1-at Spokane; N2-at Portland				286-9		23,100

1912**Coach:** Gil Dobie • **Captain:** Tom Griffiths • **Record:** 7-0-0

September	28	W.....	Everett H.S.....	55-0	H	
October	12	W.....	College of Puget Sound.....	53-0	H	2,500
October	19	W.....	Bremerton Sailors.....	55-0	H	2,000
October	26	W.....	Idaho.....	24-0	H	3,000
November	9	W.....	Oregon State.....	9-3	N	3,000
November	16	W.....	Oregon.....	30-14	H	5,000
November	28	W.....	Washington State.....	19-0	H	7,000
N-at Portland				245-17		22,500

1913**Coach:** Gil Dobie • **Captain:** Herman Anderson • **Record:** 7-0-0

September	27	W.....	Everett H.S.....	26-0	H	1,500
October	11	W.....	All-Navy.....	23-7	H	1,500
October	18	W.....	Whitworth.....	100-0	H	3,000
October	25	W.....	Oregon St.....	47-0	H	6,000
November	1	W.....	Whitman.....	40-6	H	4,000
November	15	W.....	Oregon.....	10-7	N	8,000
November	27	W.....	Washington State.....	20-0	H	6,000
N-at Portland				266-20		30,000

1914**Coach:** Gil Dobie • **Captain:** Walter Schiel • **Record:** 6-0-1

September	26	W.....	Aberdeen H.S.....	33-6	H	1,500
October	3	W.....	Washington Park A.C.....	45-0	H	2,000
October	10	W.....	Rainier Valley A.C.....	81-0	H	2,000
October	24	W.....	Whitman.....	28-7	H	3,000
October	31	T.....	Oregon State.....	0-0	N	2,000
November	14	W.....	Oregon.....	10-0	H	4,000
November	26	W.....	Washington State.....	45-0	H	6,000
N-at Albany				242-13		20,500

1915**Coach:** Gil Dobie • **Captain:** Ray Hunt • **Record:** 7-0-0

October	2	W.....	Ballard Meteors.....	31-0	H	2,000
October	9	W.....	Washington Park A.C.....	64-0	H	2,000
October	23	W.....	Gonzaga.....	21-7	A	1,000
October	30	W.....	Whitman.....	27-0	H	3,000
November	6	W.....	California.....	72-0	A	2,500
November	13	W.....	California.....	13-7	H	3,500
November	25	W.....	Colorado.....	46-0	H	6,000
				274-14		20,000

1916**Coach:** Gil Dobie • **Captain:** Louis Seagraves • **Record:** 6-0-1 • **Pacific Coast Conf.:** 3-0-1 (1st)

September	30	W.....	*Ballard Meteors.....	28-0	H	2,000
October	14	W.....	Bremerton Sub.....	62-0	H	2,000
October	28	W.....	Whitman.....	37-6	H	3,000
November	4	T.....	Oregon.....	0-0	A	5,000
November	11	W.....	Oregon State.....	35-0	H	5,000
November	18	W.....	California.....	13-3	A	2,000
November	30	W.....	California.....	14-7	H	9,000
				189-16		28,000

*Win # 100

1917

Coach: Claude J. Hunt • **Captain:** Ernst Murphy • **Record:** 1-2-1 • **Pacific Coast Conf.:** 0-2-1 (5th)

October	20	W.....	Whitman.....	14-6	H	2,000
November	3	L.....	*California.....	0-27	A	1,000
November	17	T.....	Oregon State.....	0-0	H	3,000
November	29	L.....	Washington State.....	0-14	H	6,000
				14-47		12,000

*Loss ended Washington's 63-game unbeaten streak

1918

***Coach:** Tony Savage • **Captain:** George Smith • **Record:** 1-1-0 • **Pacific Coast Conf.:** 1-1-0 (3rd)

November	23	W.....	Oregon State.....	6-0	H	3,000
November	30	L.....	Oregon.....	0-7	A	5,000
				6-7		8,000

*Savage took over for Claude Hunt who was fighting in World War I

1919

Coach: Claude J. Hunt • **Captain:** Ervin Dailey • **Record:** 5-1-0 • **Pacific Coast Conf.:** 2-1-0 (1st)

October	18	W.....	USS New York.....	35-0	H	3,000
October	25	W.....	Whitman.....	120-0	H	5,000
November	1	L.....	Oregon.....	13-24	H	8,000
November	8	W.....	Pacific Fleet.....	14-0	H	2,500
November	15	W.....	Washington State.....	13-7	A	3,000
November	28	W.....	California.....	7-0	H	16,000
				202-31		37,500

1920

Coach: Leonard Allison • **Captain:** Ted Faulk • **Record:** 1-5-0 • **Pacific Coast Conf.:** 0-3-0 (6th)

October	9	W.....	Whitman.....	33-14	H	4,916
October	16	L.....	Montana.....	14-18	H	2,400
October	22	L.....	Oregon State.....	0-3	H	7,000
November	5	L.....	Stanford.....	0-3	H	9,000
November	12	L.....	Oregon.....	0-17	A	5,000
November	27	L.....	Dartmouth.....	7-28	H	*24,500
				54-83		52,816

*The first game played in Husky Stadium

1921

Coach: Enoch Bagshaw • **Captain:** Ray Eckmann • **Record:** 3-4-1 • **Pacific Coast Conf.:** 0-3-1 (6th)

October	1	W.....	Ninth Army Corps.....	24-7	H	2,566
October	8	W.....	Whitman.....	7-0	H	6,760
October	15	W.....	Montana.....	28-7	H	6,033
October	22	L.....	Oregon State.....	0-24	A	6,500
November	5	T.....	Stanford.....	0-0	H	12,653
November	12	L.....	California.....	3-72	A	6,000
November	24	L.....	Washington State.....	0-14	H	13,263
December	3	L.....	Penn State.....	7-21	H	13,827
				69-145		67,602

Washington changed its nickname from Sundodgers to Huskies

1922

Coach: Enoch Bagshaw • **Captain:** Ray Eckmann • **Record:** 6-1-1 • **Pacific Coast Conf.:** 4-1-1 (3rd)

September	30	W.....	USS Idaho.....	49-0	H	8,245
October	7	W.....	Montana.....	26-0	H	9,214
October	14	W.....	Idaho.....	2-0	H	10,096
October	21	W.....	Oregon State.....	14-3	H	11,470
October	28	W.....	Washington State.....	16-13	A	8,800
November	11	L.....	California.....	7-45	H	30,075
November	18	W.....	Stanford.....	12-8	A	6,000
November	30	T.....	Oregon.....	3-3	H	12,000
				129-72		95,900

1923

Coach: Enoch Bagshaw • **Captain:** Wayne Hall • **Record:** 10-1-1 • **Pacific Coast Conf.:** 4-1-0 (2nd)

September	29	W.....	USS Mississippi.....	33-0	H	6,000
September	29	W.....	USS New York.....	42-7	H	6,000
October	6	W.....	Willamette.....	54-0	H	4,093
October	13	W.....	Whitman.....	19-0	H	6,162
October	20	W.....	Southern California.....	22-0	H	21,500
October	27	W.....	College Puget Sound.....	24-0	A	15,000
November	3	W.....	Oregon State.....	14-0	A	12,000
November	10	W.....	Montana.....	26-14	H	15,000
November	17	L.....	California.....	0-9	A	28,000
November	24	W.....	Washington State.....	24-7	H	13,059
December	1	W.....	Oregon.....	26-7	H	12,000
				286-44		132,814

N-Rose Bowl, Pasadena, Calif.

ROSE BOWL

January	1	T.....	Navy.....	14-14	N	45,000
---------	---	--------	-----------	-------	---	--------

1924

Coach: Enoch Bagshaw • **Captain:** Edwin Kuhn • **Record:** 8-1-1 • **Pacific Coast Conf.:** 3-1-1 (3rd)

September	27	W.....	West Seattle A.C.....	32-0	H	4,526
September	27	W.....	USS Maryland.....	33-0	H	4,526
October	4	W.....	Willamette.....	57-0	H	5,861
October	11	W.....	Whitman.....	55-0	H	6,394
October	18	W.....	Montana.....	52-7	H	9,419
October	25	W.....	Oregon State.....	6-3	H	10,264
November	1	L.....	Oregon.....	3-7	A	3,000
November	8	T.....	California.....	7-7	H	35,000
November	15	W.....	College Puget Sound.....	96-0	A	7,000
November	22	W.....	Washington State.....	14-0	H	8,978
				355-24		94,968

1925

Coach: Enoch Bagshaw • **Captain:** Elmer Tesreau • **Record:** 10-1-1 • **Pacific Coast Conf.:** 5-0-0 (1st)

September	26	W.....	Willamette.....	108-0	H	3,500
October	3	W.....	USS Oklahoma.....	59-0	H	3,000
October	3	W.....	West Seattle A.C.....	56-0	H	3,000
October	10	W.....	Montana.....	30-10	H	20,000
October	17	T.....	Nebraska.....	6-6	A	15,000
October	24	W.....	Whitman.....	64-2	H	2,000
October	31	W.....	Washington State.....	23-0	A	2,500
November	7	W.....	Stanford.....	13-0	H	35,000
November	14	W.....	California.....	7-0	A	80,000
November	21	W.....	College Puget Sound.....	80-7	A	2,000
November	26	W.....	Oregon.....	15-14	H	20,000
				461-39		186,000

ROSE BOWL

January	1	L.....	Alabama.....	19-20	N	45,000
---------	---	--------	--------------	-------	---	--------

N-Rose Bowl, Pasadena, Calif.

1926

Coach: Enoch Bagshaw • **Captain:** George Guttormsen • **Record:** 8-2-0 •

Pacific Coast Conf.: 3-2-0 (5th)

September	25	W.....	USS New Mexico.....	20-0	H	2,600
October	2	W.....	Willamette.....	28-0	H	3,316
October	2	W.....	College Puget Sound.....	33-0	H	3,316
October	9	W.....	Oregon.....	23-9	N	25,000
October	16	W.....	Idaho.....	26-0	H	16,891
October	23	L.....	Washington State.....	6-9	H	24,486
October	30	W.....	Whitman.....	44-0	A	5,000
November	6	W.....	California.....	13-7	H	20,253
November	13	L.....	Stanford.....	10-29	A	40,000
November	25	W.....	Nebraska.....	10-6	H	20,469
				213-60		161,331

N-at Portland

1927

Coach: Enoch Bagshaw • **Captain:** Earl Wilson • **Record:** 9-2-0 • **Pacific Coast Conf.:** 4-2-0 (4th)

October	1	W.....	Willamette.....	32-6	H	1,758
October	1	W.....	USS Idaho.....	27-0	H	1,758
October	7	W.....	USS Idaho.....	48-0	H	2,200
October	8	W.....	College of Puget Sound.....	40-0	A	1,500
October	15	W.....	Montana.....	32-0	A	2,500
October	22	W.....	Washington State.....	14-0	H	35,000
October	29	W.....	Whitman.....	61-7	H	4,826
November	5	L.....	Stanford.....	7-13	H	28,172
November	12	W.....	California.....	6-0	A	50,000
November	24	W.....	Oregon.....	7-0	H	17,236
December	3	L.....	Southern California.....	3-33	A	60,000
				287-59		204,950

1928

Coach: Enoch Bagshaw • **Captain:** Clarence Dicks • **Record:** 7-4-0 • **Pacific Coast Conf.:** 2-4-0 (8th)

September	29	W.....	Willamette	26-0	H	3,100
September	29	W.....	USS Tennessee.....	41-0	H	3,100
October	5	W.....	Pacific University	43-0	H	3,500
October	6	W.....	Whitman.....	7-0	H	3,103
October	13	W.....	Montana.....	25-0	H	11,058
October	20	L.....	Oregon.....	0-27	N	27,820
October	27	L.....	Oregon State.....	0-29	H	16,201
November	3	W.....	College of Puget Sound.....	40-0	A	13,000
November	10	L.....	California.....	0-6	H	20,000
November	17	L.....	Stanford	0-12	A	30,000
November	29	W.....	Washington State.....	6-0	H	22,437
N-at Portland				188-74		153,319

1929

Coach: Enoch Bagshaw • **Captain:** Paul Jessup • **Record:** 2-6-1 • **Pacific Coast Conf.:** 0-5-1 (10th)

September	28	W.....	Whitman.....	47-0	H	10,110
October	5	T.....	Montana.....	6-6	H	13,339
October	12	L.....	Southern California.....	0-48	H	23,582
October	19	L.....	Washington State.....	13-20	A	16,000
October	26	L.....	Oregon.....	0-14	H	13,172
November	1	W.....	College of Puget Sound.....	73-0	A	12,250
November	9	L.....	Stanford	0-6	H	15,474
November	16	L.....	California.....	0-7	A	50,000
November	23	L.....	Chicago	6-26	A	20,000
				145-127		173,927

1930

Coach: James Phelan • **Captain:** Al Holmes • **Record:** 5-4-0 • **Pacific Coast Conf.:** 3-4-0 (5th)

September	27	W.....	Whitman.....	48-0	H	10,979
October	4	W.....	Montana.....	27-0	H	20,000
October	11	W.....	Idaho.....	27-0	H	12,332
October	18	L.....	Oregon.....	0-7	N	35,266
October	25	W.....	California.....	13-0	H	25,284
November	1	W.....	College Puget Sound	60-0	H	5,108
November	8	L.....	Stanford	7-25	A	15,187
November	15	L.....	Washington State.....	0-3	H	42,000
November	27	L.....	Southern California.....	0-32	A	35,000
N-at Portland				182-67		201,156

1931

Coach: James Phelan • **Captain:** Paul Schwegler • **Record:** 5-3-1 • **Pacific Coast Conf.:** 3-3-1 (5th)

September	26	W.....	Utah	7-6	H	24,000
October	3	W.....	Montana.....	25-0	H	10,000
October	10	L.....	Oregon.....	0-13	H	35,000
October	17	W.....	Idaho.....	38-7	H	10,000
October	24	T.....	Stanford	0-0	H	18,000
October	31	W.....	Whitman.....	77-0	H	5,000
November	7	L.....	California.....	0-13	A	40,000
November	14	W.....	Washington State.....	12-0	H	20,000
December	5	L.....	Southern California	7-44	A	40,000
				166-83		202,000

1932

Coach: James Phelan • **Captain:** Bill O'Brien • **Record:** 6-2-2 • **Pacific Coast Conf.:** 3-3-2 (4th)

September	24	W.....	Gonzaga.....	19-7	H	11,555
October	1	W.....	Montana.....	26-13	H	8,882
October	8	T.....	Oregon.....	0-0	N	31,000
October	22	L.....	California.....	6-7	H	19,173
October	29	W.....	Whitman.....	33-7	H	4,236
November	5	W.....	Stanford	18-13	A	19,214
November	12	T.....	Washington State.....	0-0	H	17,333
November	24	L.....	Southern California.....	6-9	H	22,061
December	3	W.....	UCLA.....	19-0	A	21,556
December	10	W.....	West Seattle A.C.	66-0	H	3,236
N-at Portland				193-56		158,246

1933

Coach: James Phelan • **Captain:** Bill Smith • **Record:** 5-4-0 • **Pacific Coast Conf.:** 3-4-0 (7th)

September	23	W.....	Gonzaga.....	13-0	H	4,411
September	30	W.....	Idaho.....	32-6	H	12,318
October	14	L.....	Oregon.....	0-6	H	27,043
October	21	W.....	College of Puget Sound.....	14-6	A	2,500
October	28	W.....	Stanford	6-0	H	12,158
November	11	L.....	California.....	0-33	A	21,401
November	18	W.....	UCLA.....	10-0	H	14,339
November	25	L.....	Washington State.....	6-17	A	10,994
December	9	L.....	Southern California.....	7-13	A	40,000
				88-81		145,164

1934

Coach: James Phelan • **Captain:** Woodrow Ullin • **Record:** 6-1-1 • **Pacific Coast Conf.:** 5-1-1 (3rd)

September	29	W.....	Idaho.....	13-0	H	15,385
October	13	W.....	Oregon.....	16-6	N	28,663
October	27	W.....	*California.....	13-7	H	25,989
November	3	W.....	Oregon State.....	14-7	H	11,228
November	10	L.....	Stanford	0-24	A	38,617
November	17	W.....	College of Puget Sound.....	34-0	H	6,625
November	24	T.....	Washington State.....	0-0	H	32,876
December	1	W.....	Southern California	14-7	A	26,736
				104-51		186,119

*Win #200; n-at Portland

1935

Coach: James Phelan • **Captain:** Dan Lazarevich • **Record:** 5-3-0
Pacific Coast Conference: 4-3-0 (6th)

September	28	W.....	Idaho.....	14-0	H	15,438
October	5	W.....	Santa Clara.....	13-6	H	19,543
October	14	W.....	Washington State.....	21-0	A	11,900
October	26	L.....	Stanford	0-6	H	35,098
November	2	W.....	Montana.....	33-7	H	10,573
November	9	L.....	California.....	0-14	A	48,734
November	23	L.....	Oregon.....	6-7	H	20,992
December	7	W.....	Southern California.....	6-2	A	23,191
				93-42		185,469

1936

Coach: James Phelan • **Captain:** Chuck Bond • **Record:** 7-2-1 • **Pacific Coast Conf.:** 7-0-1 (1st)

September	26	L.....	Minnesota.....	7-14	H	36,864
October	3	W.....	Idaho.....	22-0	H	10,481
October	10	W.....	UCLA.....	14-0	A	26,563
October	17	W.....	Oregon State.....	19-7	H	15,665
October	24	W.....	8 California.....	13-0	H	18,315
October	31	W.....	4 Oregon.....	7-0	N1	17,681
November	7	T.....	6 Stanford	14-14	A	20,676
November	14	W.....	10 Southern California	15 12-0	H	23,454
November	26	W.....	6 Washington State.....	20 40-0	H	40,735
				148-35		210,434

ROSE BOWL

January	1	L.....	5 Pittsburgh	3 0-21	N2	87,196
---------	---	--------	--------------------	--------	----	--------

#6 in November 16 poll; N1-at Portland; N2-Rose Bowl, Pasadena, Calif.

1937

Coach: James Phelan • **Captain:** Frank Waskowitz • **Record:** 7-2-2 • **Pacific Coast Conf.:** 4-2-2 (3rd)

September	25	W.....	Iowa.....	14-0	H	18,533
October	2	W.....	Southern California	7-0	A	22,715
October	9	L.....	Oregon State.....	3-6	H	19,137
October	16	T.....	Washington State.....	7-7	A	14,581
October	23	L.....	Stanford	7-13	H	22,230
October	30	W.....	Idaho.....	21-7	H	14,105
November	6	T.....	California.....	1 0-0	A	18,765
November	13	W.....	UCLA.....	26-0	H	11,561
November	20	W.....	Oregon.....	14-0	H	20,539
				99-33		162,166

PINEAPPLE BOWL

January	1	W.....	Hawai'i.....	53-13	A	19,963
January	6	W.....	Honolulu Townies.....	35-6	A	6,558

#13 in November 22 poll

1938

Coach: James Phelan • **Captain:** Frank Peters • **Record:** 3-5-1 • **Pacific Coast Conf.:** 3-4-1 (6th)

September	24	L.....	Minnesota.....	0-15	A	21,798
October	1	T.....	Idaho.....	12-12	H	19,105
October	8	L.....	UCLA.....	0-13	A	23,412
October	15	L.....	Oregon State.....	6-13	H	19,966
October	22	L.....	California.....	3 7-14	H	27,889
November	5	W.....	Stanford.....	10-7	A	19,778
November	12	W.....	Southern California.....	9 7-6	H	18,939
November	19	L.....	Oregon.....	0-3	N	17,411
November	26	W.....	Washington State.....	26-0	H	25,356
N-at Portland				68-83		193,654

1939

Coach: James Phelan • **Captain:** Chuck Bechtol • **Record:** 4-5-0 • **Pacific Coast Conf.:** 4-4-0 (4th, tied)

September	30	L.....	Pittsburgh.....	6-27	H	25,000
October	7	L.....	UCLA.....	7-14	H	15,017
October	14	L.....	Washington State.....	0-6	A	18,552
October	21	L.....	Oregon State.....	7-13	H	14,000
October	28	W.....	Stanford.....	8-5	H	19,771
November	4	W.....	Montana.....	9-0	H	19,838
November	11	W.....	California.....	13-6	A	21,608
November	23	W.....	Oregon.....	20-13	H	25,000
December	2	L.....	Southern California.....	1 7-9	A	50,000
				77-93		208,786

1940

Coach: James Phelan • **Captain:** Bill Marx • **Record:** 7-2-0 • **Pacific Coast Conf.:** 7-1-0 (2nd)

September	28	L.....	Minnesota.....	14-19	A	46,000
October	5	W.....	Idaho.....	21-0	H	24,000
October	12	W.....	Oregon.....	10-0	N	31,000
October	19	W.....	16 Oregon State.....	18 19-0	H	31,000
October	26	W.....	16 California.....	7-6	H	25,000
November	9	L.....	11 Stanford.....	6 10-20	A	58,000
November	16	W.....	17 Southern California.....	14-0	H	27,000
November	23	W.....	13 UCLA.....	41-0	A	35,000
November	30	W.....	12 Washington State.....	33-9	H	25,000
#13 in October 28 poll; #10 in December 2 poll; N-at Portland				169-54		302,000

1941

Coach: James Phelan • **Captain:** None • **Record:** 5-4-0 • **Pacific Coast Conf.:** 5-3-0 (2nd, tied)

September	27	L.....	Minnesota.....	6-14	H	43,000
October	4	L.....	Oregon State.....	6-9	N	17,500
October	11	W.....	Washington State.....	23-13	A	20,000
October	18	W.....	UCLA.....	14-7	H	19,639
October	25	L.....	Stanford.....	20 7-13	H	42,000
November	1	W.....	Montana.....	21-0	H	20,000
November	8	W.....	California.....	13-6	A	45,000
November	22	L.....	Oregon.....	16-19	H	25,446
November	29	W.....	Southern California.....	14-13	A	30,000
N-at Portland				120-94		262,585

1942

Coach: Ralph Welch • **Captain:** Walt Harrison • **Record:** 4-3-3 • **Pacific Coast Conf.:** 3-3-2 (5th, tied)

September	26	W.....	College of Pacific.....	27-0	H	11,000
October	3	T.....	Southern California.....	0-0	H	26,000
October	10	W.....	Oregon.....	15-7	N1	11,000
October	17	W.....	Montana.....	35-0	H	10,000
October	24	L.....	California.....	6-19	H	28,000
October	31	W.....	Oregon State.....	13-0	H	7,000
November	7	L.....	Stanford.....	7-20	N2	23,000
November	14	T.....	Navy Pre-Flight.....	0-0	H	5,000
November	21	L.....	UCLA.....	18 10-14	A	32,000
November	28	T.....	Washington State.....	15 0-0	H	13,000
N1-at Portland; N2-at San Francisco				113-60		166,000

1943

Coach: Ralph Welch • **Captain:** Jack Tracy • **Record:** 4-1-0 • **Pacific Coast Conf.:** 0-1-0 (3rd)

September	25	W.....	Whitman.....	35-6	H	16,000
October	9	W.....	Spok. Air Comm.....	47-12	A	9,000
October	23	W.....	March Fld Flyers.....	14 27-7	H	24,000
October	30	W.....	11 Spokane Air Comd.....	41-7	H	5,000
				150-32		54,000

ROSE BOWL

January	1	L.....	12 Southern California.....	0-29	N	68,000
---------	---	--------	-----------------------------	------	---	--------

#19 in October 11 poll; #11 in November 1 poll; #12 in November 8 poll; #11 in November 15 poll; #11 in November 22 poll; N-Rose Bowl, Pasadena, Calif.

1944

Coach: Ralph Welch • **Captain:** Jim McCurdy • **Record:** 5-3-0 • **Pacific Coast Conf.:** 1-1-0 (2nd)

September	23	W.....	Willamette.....	71-0	H	6,613
September	30	W.....	Whitman.....	65-6	H	3,352
October	7	W.....	Willamette.....	40-6	A	1,492
October	14	W.....	Whitman.....	71-0	A	2,000
October	23	L.....	Southern California.....	15 7-38	A	62,865
October	28	W.....	California.....	33-7	A	18,561
November	11	L.....	4th Air Force.....	9 0-28	H	15,500
November	18	L.....	2nd Air Force.....	6-47	N	6,592
N-at Spokane				293-132		116,975

1945

Coach: Ralph Welch • **Captain:** Bill McGovern • **Record:** 6-3-0 • **Pacific Coast Conf.:** 6-3-0 (7th)

September	29	W.....	Oregon.....	20-6	H	35,000
October	6	L.....	California.....	14-27	A	35,000
October	13	W.....	Washington State.....	6-0	H	38,000
October	20	W.....	Oregon State.....	13-0	N	18,000
October	27	W.....	Southern California.....	20 13-7	H	12,600
November	3	W.....	18 Oregon.....	7-0	N	28,194
November	10	L.....	18 Oregon State.....	6-7	H	32,150
November	17	W.....	Idaho.....	12-0	H	28,750
November	24	L.....	Washington State.....	0-7	H	26,500
N-at Portland				91-54		254,194

1946

Coach: Ralph Welch • **Captain:** John Zegar • **Record:** 5-4-0 • **Pacific Coast Conf.:** 5-3-0 (4th)

September	28	L.....	St. Mary's.....	20-24	H	41,000
October	5	L.....	UCLA.....	13-39	H	41,000
October	12	W.....	Washington State.....	21-7	A	26,000
October	19	L.....	Southern California.....	0-28	A	45,000
October	26	W.....	California.....	20-6	H	38,000
November	9	W.....	Stanford.....	21-15	A	25,000
November	16	W.....	Oregon.....	16-0	H	34,000
November	23	W.....	Montana.....	21-0	H	7,000
November	30	L.....	Oregon State.....	12-21	N	28,000
				144-140		285,000

1975

Coach: Don James • Captains: Ray Pinney, John Whitacre, Dan Lloyd, Al Burleson • Record: 6-5-0 • Pacific-8 Conference: 5-2-0 (3rd, tie)

Table with columns: Rank, Result, Att., UW, Opp, FW, Rushing (Att, Yds, TD), Passing (A-C-I, Yds, TD), Tot. No., Off. Yds, Opp. FD, Rushing (Att, Yds, TD), Passing (A-C-I, Yds, TD), Tot. No., Off. Yds. Rows include games at Arizona State, Texas, Navy, Oregon, Alabama, Stanford, Oregon State, UCLA, California, Southern California, and Washington State.

1976

Coach: Don James • Captains: Robin Earl, Scott Phillips, Charles Jackson, Mike Baldassin • Record: 5-6-0 • Pacific-8 Conference: 3-4-0 (4th, tied)

Table with columns: Rank, Result, Att., UW, Opp, FW, Rushing (Att, Yds, TD), Passing (A-C-I, Yds, TD), Tot. No., Off. Yds, Opp. FD, Rushing (Att, Yds, TD), Passing (A-C-I, Yds, TD), Tot. No., Off. Yds. Rows include games at Virginia, Colorado, Indiana, Minnesota, Oregon State, Stanford, Oregon, UCLA, California, So. California, and Washington St. (N).

1977

Coach: Don James • Captains: Warren Moon, Blair Bush, Mike Rohrbach, Dave Browning • Record: 10-2-0 • Pacific-8 Conference: 6-1-0 (1st)

Table with columns: Rank, Result, Att., UW, Opp, FW, Rushing (Att, Yds, TD), Passing (A-C-I, Yds, TD), Tot. No., Off. Yds, Opp. FD, Rushing (Att, Yds, TD), Passing (A-C-I, Yds, TD), Tot. No., Off. Yds. Rows include games at Mississippi State, San Jose State, Syracuse, Minnesota, Oregon, Stanford, Oregon State, UCLA, California, Southern California, and Washington State.

ROSE BOWL

J-2 Michigan (N) W 27-20 105,312 13 4 17 48 164 2 24-13-2 234 1 72 398 22 48 149 1 27-14-2 239 2 75 388

N-Rose Bowl, Pasadena, Calif. ... *Forfeit-used ineligible player ... #14 in November 21 poll ... #10 in final poll

1978

Coach: Don James • Captains: Michael Jackson, Nesby Glasgow, Jeff Toews, Scott Greenwood • Record: 7-4-0 • Pacific-8 Conference: 6-2-0 (2nd, tied)

Table with columns: Rank, Result, Att., UW, Opp, FW, Rushing (Att, Yds, TD), Passing (A-C-I, Yds, TD), Tot. No., Off. Yds, Opp. FD, Rushing (Att, Yds, TD), Passing (A-C-I, Yds, TD), Tot. No., Off. Yds. Rows include games at UCLA, Kansas, Indiana, Oregon State, Alabama, Stanford, Oregon, Arizona St., Arizona, So. California, and Washington State.

1979

Coach: Don James • Captains: Phil Foreman, Doug Martin, Antowaine Richardson, Joe Steele • Record: 10-2-0 • Pacific-10 Conference: 5-2-0 (2nd)

Table with columns for Rank, UW, Rushing, Passing, Tot, Off, Opp, Rushing, Passing, Tot, Off and rows for games like S-8 Wyoming, S-15 Utah, etc.

SUN BOWL

Row for D-22 Texas (N) with game details and statistics.

1980

Coach: Don James • Captains: Tom Flick, Randy Van Divier, Rusty Olsen, Ken Gardner • Record: 9-3-0 • Pacific-10 Conference: 6-1-0 (1st)

Table with columns for Rank, UW, Rushing, Passing, Tot, Off, Opp, Rushing, Passing, Tot, Off and rows for games like S-13 Air Force, S-20 Northwestern, etc.

ROSE BOWL

Row for J-1 Michigan (N2) with game details and statistics.

1981

Coach: Don James • Captains: James Carter, Vince Coby, Fletcher Jenkins, Mark Jerue • Record: 10-2-0 • Pacific-10 Conference: 6-2-0 (1st)

Table with columns for Rank, UW, Rushing, Passing, Tot, Off, Opp, Rushing, Passing, Tot, Off and rows for games like S-12 Pacific, S-19 Kansas State, etc.

ROSE BOWL

Row for J-1 Iowa (N) with game details and statistics.

1982

Coach: Don James • **Captains:** Anthony Allen, Ken Driscoll, Paul Skansi, Mark Stewart • **Record:** 10-2-0 • **Pacific-10 Conference:** 6-2-0 (2nd)

		Result	Att.	Rank			FD	Rushing			Passing			Tot. No.	Off. Yds.	Opp. FD	Rushing			Passing			Tot. No.	Off. Yds.
				UW	Opp	Att.		Yds	TD	A-C-I	Yds	TD	Att.				Yds	TD	A-C-I	Yds	TD			
S-11	Texas El-Paso	W	55-0	53,966	2	-	26	57	264	4	32-20-0	270	2	89	534	11	51	111	0	13-2-3	15	0	64	126
S-18	at Arizona	W	23-13	48,984	1	-	20	49	181	0	24-13-1	140	2	73	321	16	35	80	0	38-21-1	293	1	73	310
S-25	Oregon	W	37-21	57,059	1	-	26	56	223	3	35-22-1	193	1	91	416	13	41	162	1	20-10-2	145	2	61	307
O-2	San Diego State	W	46-25	55,528	1	-	25	43	157	0	41-26-1	303	4	84	460	17	27	112	0	52-24-2	238	3	79	350
O-9	California	W	50-7	56,911	1	-	24	64	220	3	26-19-0	225	3	90	445	10	26	67	0	33-13-3	127	1	59	194
O-16	at Oregon State	W	34-17	38,000	1	-	27	59	214	3	34-18-1	240	1	93	454	13	39	124	0	15-11-0	166	1	54	290
O-23	Texas Tech	W	10-3	58,458	1	-	15	53	208	1	24-6-4	60	0	77	268	10	50	94	0	15-4-2	53	0	65	147
O-30	at Stanford	L	31-43	53,871	2	-	21	46	185	2	31-17-4	183	2	77	368	23	44	172	3	30-20-1	265	2	74	437
N-6	UCLA	W	10-7	58,558	10	9	13	43	124	1	22-9-1	100	0	65	224	19	50	136	0	31-18-2	248	1	81	384
N-13	at Arizona State	W	17-13	72,021	7	3	14	56	156	1	19-6-0	74	0	75	230	14	33	154	1	31-19-2	206	1	64	360
N-20	at Washington State	L	20-24	36,571	5	-	23	42	149	1	29-19-1	241	1	71	390	19	59	242	0	14-7-2	44	2	73	286
			333-173	589,927																				

ALOHA BOWL

D-25	Maryland (N)	W	21-20	30,055	9	16	20	27	63	0	56-35-0	369	3	83	432	17	36	68	1	32-19-1	251	2	68	319
------	--------------	---	-------	--------	---	----	----	----	----	---	---------	-----	---	----	-----	----	----	----	---	---------	-----	---	----	-----

N-Aloha Stadium, Honolulu, Hawai'i; #2 in preseason poll; #13 in November 22 poll; #9 in November 29 poll; #7 in final poll

1983

Coach: Don James • **Captains:** Steve Pelluer, Rick Mallory, Stewart Hill, Dean Browning • **Record:** 8-4-0 • **Pacific-10 Conference:** 5-2-0 (2nd)

		Result	Att.	Rank			FD	Rushing			Passing			Tot. No.	Off. Yds.	Opp. FD	Rushing			Passing			Tot. No.	Off. Yds.
				UW	Opp	Att.		Yds	TD	A-C-I	Yds	TD	Att.				Yds	TD	A-C-I	Yds	TD			
S-10	at Northwestern	W	34-0	26,165	19	-	29	52	309	4	35-22-0	218	0	87	527	16	22	7	0	48-24-1	215	0	70	222
S-17	Michigan	W	25-24	60,638	16	8	25	37	83	1	33-27-1	269	2	70	352	22	45	181	2	26-18-0	225	0	71	406
S-24	at Louisiana State	L	14-40	82,390	9	-	18	25	28	2	41-27-2	312	0	66	340	27	53	218	4	27-16-0	259	1	80	477
O-1	Navy	W	27-10	59,912	18	-	27	51	267	1	33-23-0	236	2	84	503	13	39	97	0	24-14-1	139	1	63	236
O-8	Oregon State	W	34-7	60,354	16	-	22	62	328	3	21-13-0	147	1	83	475	13	35	48	0	36-15-2	173	1	71	221
O-15	Stanford	W	32-15	60,270	17	-	28	61	324	3	30-18-0	141	0	91	465	14	31	137	0	33-14-0	141	2	64	278
O-22	at Oregon	W	32-3	44,303	14	-	19	57	268	1	27-18-0	156	2	84	424	7	27	-2	0	28-8-4	114	0	55	112
O-29	at UCLA	L	24-27	60,094	11	-	20	34	115	1	25-19-1	305	2	59	420	31	60	244	2	27-25-0	287	1	87	531
N-5	at Arizona	W	23-22	48,808	20	-	23	44	123	0	32-22-2	217	1	76	340	22	31	108	1	46-22-2	323	1	78	431
N-12	Southern California	W	24-0	60,690	18	-	15	48	186	1	17-9-1	105	1	65	291	14	48	89	0	22-9-2	115	0	70	204
N-19	Washington State	L	6-17	59,220	15	-	11	27	86	0	31-19-1	142	0	58	228	16	59	224	2	10-6-1	73	0	69	297
			275-165	622,844																				

ALOHA BOWL

D-26	Penn St. (N)	L	10-13	37,212	-	-	18	33	126	0	40-19-0	153	0	73	279	15	40	95	1	34-14-1	118	0	74	213
------	--------------	---	-------	--------	---	---	----	----	-----	---	---------	-----	---	----	-----	----	----	----	---	---------	-----	---	----	-----

N-Aloha Stadium, Honolulu, Hawai'i; #18 in preseason poll

1984

Coach: Don James • **Captains:** Dan Eernisse, Danny Greene, Tim Meamber, Jim Rodgers • **Record:** 11-1-0 • **Pacific-10 Conference:** 6-1-0 (2nd)

		Result	Att.	Rank			FD	Rushing			Passing			Tot. No.	Off. Yds.	Opp. FD	Rushing			Passing			Tot. No.	Off. Yds.
				UW	Opp	Att.		Yds	TD	A-C-I	Yds	TD	Att.				Yds	TD	A-C-I	Yds	TD			
S-8	Northwestern	W	26-0	55,364	19	-	17	52	193	2	26-13-1	154	0	78	347	14	26	94	0	39-18-4	132	0	65	226
S-15	at Michigan	W	20-11	103,072	16	3	13	47	111	1	16-13-0	165	1	63	276	22	42	167	0	37-17-3	183	1	79	350
S-22	Houston	W	35-7	61,045	9	-	17	50	231	3	23-11-0	178	1	73	409	16	52	193	0	22-7-2	94	1	74	287
S-29	Miami (Ohio)	W	53-7	56,900	6	-	32	57	350	6	22-14-1	140	0	79	490	8	43	121	1	10-3-2	7	0	53	128
O-6	at Oregon State	W	19-7	40,000	3	-	13	49	86	0	27-11-1	159	1	76	245	15	46	23	1	34-13-1	131	0	80	154
O-13	at Stanford	W	37-15	44,500	2	-	18	43	130	1	26-13-1	176	2	69	306	19	44	189	0	27-10-5	236	2	71	425
O-20	Oregon	W	17-10	58,088	1	-	3	28	73	0	17-9-1	36	0	45	109	17	41	35	1	41-19-1	233	0	82	268
O-27	Arizona	W	28-12	59,876	1	-	10	48	136	3	22-10-4	71	0	70	207	11	38	69	0	29-11-6	103	0	67	172
N-3	California	W	44-14	59,462	1	-	21	59	358	3	20-8-0	117	3	79	475	16	31	89	1	49-20-0	190	0	80	279
N-10	at So. California	L	7-16	71,838	1	14	14	27	85	1	42-20-2	245	0	64	330	17	54	150	1	28-13-1	161	0	82	311
N-17	at Washington State	W	38-29	40,000	8	-	23	51	208	3	27-19-0	204	1	78	412	23	47	263	2	17-9-2	186	2	64	449
			324-128	650,145																				

ORANGE BOWL

J-1	Oklahoma (N)	W	28-17	56,294	4	2	17	43	192	1	21-9-3	119	1	64	311	17	54	162	2	21-6-1	124	2	75	286
-----	--------------	---	-------	--------	---	---	----	----	-----	---	--------	-----	---	----	-----	----	----	-----	---	--------	-----	---	----	-----

N-Orange Bowl, Miami, Fla.; #18 in preseason poll; #2 in final poll

1989

Coach: Don James • Captains: Dennis Brown, Cary Conklin, Martin Harrison, Andre Riley • Record: 8-4-0 • Pacific-10 Conference: 5-3-0 (2nd, tied)

Table with columns: Rank, UW, Rushing, Passing, Tot, Off, Opp, Opp Rushing, Opp Passing, Opp Total Off. Rows include S-9 Texas A&M, S-16 Purdue, S-23 at Arizona, S-30 Colorado, O-7 at So. California, O-14 Oregon, O-21 at California, O-28 at UCLA, N-4 Arizona State, N-11 at Oregon State, N-18 Washington State, N-Anaheim Stadium, Anaheim, Calif.

FREEDOM BOWL

D-30 Florida (N) W 34-7 33,858 28 45 191 1 44-24-0 242 2 89 433 10 25 83 1 28-11-1 148 0 53 231

1990

Coach: Don James • Captains: Eric Briscoe, Dean Kirkland, Greg Lewis, Travis Richardson • Record: 10-2-0 • Pacific-10 Conference: 7-1-0 (1st)

Table with columns: Rank, UW, Rushing, Passing, Tot, Off, Opp, Opp Rushing, Opp Passing, Opp Total Off. Rows include S-8 San Jose State, S-15 at Purdue, S-22 Southern California, S-29 at Colorado, O-6 at Arizona State, O-13 Oregon, O-20 at Stanford, O-27 California, N-3 Arizona, N-10 UCLA, N-17 at Washington St., 394-150 648,734

ROSE BOWL

J-1 Iowa (N) W 46-34 101,273 8 17 19 40 222 2 25-14-2 163 2 65 385 19 39 139 4 37-17-4 315 1 76 454

1991

Coach: Don James • Captains: Mario Bailey, Brett Collins, Ed Cunningham, Donald Jones • Record: 12-0-0 • Pacific-10 Conference: 8-0-0 (1st)

Table with columns: Rank, UW, Rushing, Passing, Tot, Off, Opp, Opp Rushing, Opp Passing, Opp Total Off. Rows include S-7 at Stanford, S-21 at Nebraska, S-28 Kansas State, O-5 Arizona, O-12 Toledo, O-19 at California, O-26 Oregon, N-2 Arizona State, N-9 at So. California, N-16 at Oregon State, N-23 Washington State, 461-101 627,670

ROSE BOWL

J-1 Michigan (N) W 34-14 103,566 2 4 19 43 123 1 42-25-2 281 3 85 404 10 33 72 1 28-14-1 133 1 61 205

1992

Coach: Don James • Captains: Mark Brunell, Dave Hoffmann, Lincoln Kennedy, Shane Pahukoa • Record: 9-3-0 • Pacific-10 Conference: 6-2-0 (1st)

Table with columns: Rank, UW, Rushing, Passing, Tot, Off, Opp, Opp Rushing, Opp Passing, Opp Total Off. Rows include S-5 at Arizona State, S-12 Wisconsin, S-19 Nebraska, O-3 Southern California, O-10 California, O-17 at Oregon, O-24 Pacific, O-31 Stanford, N-7 at Arizona, N-14 Oregon State, N-21 at Washington State, 306-148 702,274

ROSE BOWL

J-1 Michigan (N) L 31-38 94,236 9 7 19 43 105 2 31-18-0 308 2 74 413 16 36 308 3 30-17-0 175 0 66 483

1997

Coach: Jim Lambright • Captains: Jerry Jensen, Rashaan Shehee, Jerome Pathon, Tony Parrish • Record: 8-4 • Pacific-10 Conference: 5-3 (4th)

	Result	Att.	Rank		FD	Rushing			Passing			Tot No.	Off. Yds	Opp FD	Opp Rushing			Opp Passing			Opp Total Off			
			UW	Opp		Att	Yds	TD	A-C-I	Yds	TD				Att	Yds	TD	A-C-I	Yds	TD	No.	Yds		
S-6	at Brigham Young	W	42-20	65,978	4	19	19	40	289	3	24-19-0	288	3	64	577	14	25	2	1	33-20-0	306	2	58	308
S-13	San Diego State	W	36-3	71,081	3	-	20	34	153	0	27-17-0	314	4	61	467	10	26	-7	0	28-16-2	203	0	54	196
S-20	Nebraska	L	14-27	74,023	2	7	14	28	43	0	30-16-0	299	2	58	342	23	66	384	3	15-8-0	88	0	81	472
O-4	Arizona State	W	26-14	74,986	10	25	18	51	240	2	19-8-1	150	2	70	390	15	39	51	1	30-13-1	180	1	69	231
O-11	at California	W	30-3	48,000	10	-	17	41	147	2	26-14-0	189	2	67	336	21	38	142	0	40-19-1	202	0	78	344
O-18	at Arizona	W	58-28	50,585	10	-	19	43	254	3	27-14-0	218	3	70	472	26	38	97	3	47-22-2	348	1	85	445
O-25	at Oregon State	W	45-17	28,067	7	-	28	51	264	3	27-18-1	246	0	78	510	12	28	48	0	33-15-2	162	2	61	210
N-1	USC	W	27-0	73,401	7	-	16	37	31	1	25-19-1	271	2	62	302	12	35	71	0	26-10-2	86	0	61	157
N-8	Oregon	L	28-31	73,775	6	-	18	35	152	2	30-15-1	261	1	65	413	18	45	112	1	25-15-0	193	3	70	305
N-15	at UCLA	L	28-52	85,697	13	9	20	40	245	3	24-16-0	320	1	64	565	20	30	100	4	37-25-2	271	3	67	371
N-22	Washington State	L	35-41	74,268	17	11	21	25	101	0	36-18-5	283	4	61	384	28	47	162	2	38-18-5	358	2	85	520
			369-236	719,861																				

ALOHA BOWL

D-25	Michigan State (N)	W	51-23	34,419	21	25	23	43	298		30-18-0	179		73	477	15	29	47		35-20-3	296		64	343
------	--------------------	---	-------	--------	----	----	----	----	-----	--	---------	-----	--	----	-----	----	----	----	--	---------	-----	--	----	-----

N - Aloha Stadium, Honolulu, Hawai'i; #4 in preseason poll and August 24 poll; #10 in Sept. 21 poll; #18 in final poll

1998

Coach: Jim Lambright • Captains: Lester Towns, Brock Huard, Nigel Burton, Reggie Davis • Record: 6-6 • Pacific-10 Conference: 4-4 (5th)

	Result	Att.	Rank		FD	Rushing			Passing			Tot No.	Off. Yds	Opp FD	Opp Rushing			Opp Passing			Opp Total Off			
			UW	Opp		Att	Yds	TD	A-C-I	Yds	TD				Att	Yds	TD	A-C-I	Yds	TD	No.	Yds		
S-5	at Arizona State	W	42-38	72,118	18	8	24	28	113	2	47-27-0	318	4	75	431	24	45	163	2	35-20-0	302	3	80	465
S-19	BYU	W	20-10	71,297	9	-	14	32	100	0	34-17-2	195	1	66	295	11	27	35	1	33-16-1	169	0	60	204
S-26	at Nebraska	L	7-55	76,372	8	2	16	31	97	0	41-20-3	176	3	72	273	29	68	434	8	9-6-0	93	0	77	527
O-3	Arizona	L	28-31	71,469	20	14	23	41	175	3	30-17-1	208	1	71	383	19	30	132	2	33-19-0	257	2	63	389
O-10	Utah State	W	53-12	70,210	-	-	14	35	152	6	25-12-1	197	1	60	349	19	51	88	1	25-12-1	154	1	76	242
O-17	California	W	21-13	71,215	-	-	13	42	81	2	27-15-1	165	0	69	246	20	34	5	1	42-22-0	283	1	76	288
O-24	Oregon State	W	35-34	71,552	-	-	23	42	152	1	41-21-1	165	4	83	317	22	27	74	2	46-20-1	508	3	73	582
O-31	at USC	L	10-33	62,276	-	-	28	30	116	0	68-35-5	311	1	98	427	13	28	141	2	31-18-0	279	1	59	420
N-7	at Oregon	L	22-27	46,031	-	21	15	34	89	1	39-20-2	289	2	73	378	15	32	61	0	32-19-0	442	0	64	503
N-14	UCLA	L	24-36	72,391	-	3	25	39	248	2	34-17-1	203	1	73	451	20	46	206	2	25-12-1	233	0	71	439
N-21	*at Washington St.	W	16-9	37,251	-	-	15	46	178	1	15-8-1	84	1	61	262	15	31	104	1	39-20-1	264	0	70	368
			278-298	722,182																				

OAHU BOWL

D-25	Air Force (N)	L	25-45	46,451	-	16	21	32	107	3	40-28-3	310	1	72	417	26	59	232	4	16-12-0	267	2	75	499
------	---------------	---	-------	--------	---	----	----	----	-----	---	---------	-----	---	----	-----	----	----	-----	---	---------	-----	---	----	-----

N - Aloha Stadium, Honolulu, Hawai'i; UW #18 in preseason poll; * Win #600

1999

Coach: Rick Neuheisel • Captains: Lester Towns, Jabari Issa, Marques Tuiasosopo • Record: 7-5 • Pacific-10 Conference: 6-2 (2nd)

	Result	Att.	Rank		FD	Rushing			Passing			Tot No.	Off. Yds	Opp FD	Opp Rushing			Opp Passing			Opp Total Off			
			UW	Opp		Att	Yds	TD	A-C-I	Yds	TD				Att	Yds	TD	A-C-I	Yds	TD	No.	Yds		
S-9	at BYU	L	28-35	65,726	-	-	19	28	86	2	36-22-0	237	1	64	323	36	28	75	2	59-39-1	500	3	87	575
S-18	Air Force	L	21-31	70,019	-	-	20	26	138	1	44-20-3	195	0	70	333	18	63	275	4	11-6-0	65	0	74	340
S-25	Colorado	W	31-24	72,068	-	-	21	52	205	2	23-12-1	210	2	75	415	15	25	122	1	36-19-2	167	0	61	289
O-2	Oregon	W	34-20	72,581	-	25	30	57	256	2	21-17-0	211	3	78	467	17	20	62	1	33-24-0	371	1	53	433
O-9	at Oregon State	W	47-21	35,470	-	-	19	52	254	3	20-11-2	93	1	72	347	22	28	101	2	55-26-2	333	1	83	434
O-16	Arizona State	L	7-28	72,789	-	-	17	42	153	1	26-19-0	206	0	68	359	19	41	158	1	29-16-2	215	2	70	373
O-23	at California	W	31-27	43,000	-	-	15	40	133	2	22-10-3	300	2	62	433	20	51	197	2	27-9-1	143	1	78	340
O-30	Stanford	W	35-30	70,308	-	25	33	53	368	3	33-19-2	302	1	86	670	26	30	181	1	41-22-2	300	3	71	481
N-6	at Arizona	W	33-25	56,614	-	-	22	46	142	1	28-16-0	208	2	74	350	17	27	137	2	32-17-3	280	1	59	417
N-13	at UCLA (ot)	L	20-23	55,705	22	-	15	43	102	2	25-12-1	134	0	68	236	19	45	149	2	26-13-0	171	0	71	320
N-20	Washington State	W	24-14	72,973	-	-	23	52	250	2	23-14-0	180	1	75	430	15	29	91	1	29-14-1	190	0	58	281
			311-278	687,253																				

HOLIDAY BOWL

D-29	Kansas State (N)	L	20-24	57,118	-	7	16	29	75	3	27-18-1	197	0	56	272	21	43	138	3	31-15-1	216	0	74	354
------	------------------	---	-------	--------	---	---	----	----	----	---	---------	-----	---	----	-----	----	----	-----	---	---------	-----	---	----	-----

N - Qualcomm Stadium, San Diego, Calif.

2000

Coach: Rick Neuheisel • Captains: Marques Tuiasosopo, Chad Ward, Larry Tripplett • Record: 11-1 • Pacific-10 Conference: 7-1 (1st, tied)

	Result	Att.	Rank		FD	Rushing			Passing			Tot No.	Off. Yds	Opp FD	Opp Rushing			Opp Passing			Opp Total Off			
			UW	Opp		Att	Yds	TD	A-C-I	Yds	TD				Att	Yds	TD	A-C-I	Yds	TD	No.	Yds		
S-2	Idaho	W	44-20	70,117	14	-	24	44	239	4	31-17-1	235	1	75	474	19	33	145	1	30-23-1	256	1	63	401
S-9	Miami	W	34-29	74,157	15	4	21	52	205	4	23-12-1	210	1	75	415	18	33	158	3	34-15-0	215	1	67	373
S-16	at Colorado	W	17-14	50,454	9	-	24	49	205	1	29-15-2	200	1	78	405	16	35	69	0	27-15-0	174	1	62	243
S-30	at Oregon	L	16-23	46,153	6	20	14	28	229	1	37-14-2	119	1	65	348	16	52	229	2	22-9-0	119	1	74	348
O-7	Oregon State	W	33-30	73,145	13	23	31	47	281	3	32-20-0	223	1	79	504	20	40	160	3	25-13-0	314	1	65	474
O-14	at Arizona State	W	21-15	61,370	11	-	10	42	186	2	30-13-1	110	1	72	296	16	38	60	0	46-15-2	202	1	84	262
O-21	California	W	36-24	70,113	9	-	23	42	113	2	35-19-0	225	2	77	338	17	29	132	2	32-14-1	213	1	61	345
O-28	at Stanford	W	31-28	31,300	9	-	22	42	170	3	26-15-2	216	1	68	386	19	44	182	2	30-13-0	166	1	74	348
N-4	Arizona	W	35-32	70,411	8	-	18	30	211	4	34-17-1	196	0	64	407	26	51	263	3	34-13-0	208	0	85	471
N-11	UCLA	W	35-28	71,886	7	-	26	64	349	3	19-12-0	11												

2001

Coach: Rick Neuheisel • **Captains:** Kyle Benn, Willie Hurst, Larry Triplett • **Record:** 8-4 • **Pacific-10 Conference:** 6-2 (2nd, tied)

	Result	Att.	Rank		UW			Rushing			Passing			Tot No.	Off. Yds	Opp FD	Opp Rushing			Opp Passing			Opp Total Off	
			UW	Opp	FD	Att	Yds	TD	A-C-I	Yds	TD	Att	Yds				TD	A-C-I	Yds	TD	No.	Yds		
S-8	Michigan	W	23-18	74,080	15	11	13	35	69	0	22-13-0	199	0	75	268	21	37	124	0	45-26-2	248	2	63	372
S-22	Idaho	W	53-3	70,145	13	-	22	45	212	3	26-19-1	222	1	71	434	14	34	130	0	28-18-2	120	0	62	250
S-29	at California	W	31-28	35,172	13	-	17	44	115	2	33-18-0	291	2	77	406	23	32	90	0	38-22-0	280	4	70	370
O-6	USC	W	27-24	72,946	11	-	22	41	174	0	34-19-1	267	3	75	441	15	41	134	0	14-8-0	152	2	55	286
O-13	at UCLA	L	13-35	70,377	10	7	18	28	-8	1	46-23-1	340	1	74	332	19	45	325	4	19-9-0	128	0	64	453
O-20	Arizona	W	31-28	71,108	15	-	26	28	83	1	49-29-4	455	3	77	538	22	44	199	2	28-16-1	195	2	72	394
O-27	at Arizona State	W	33-31	50,106	13	-	27	41	188	2	36-19-1	252	2	77	440	22	37	121	2	29-17-1	320	2	66	441
N-3	Stanford	W	42-28	72,090	11	10	19	39	130	5	28-15-0	291	1	67	421	16	37	180	0	34-19-1	231	0	71	411
N-10	at Oregon State	L	24-49	36,682	8	-	19	30	88	2	41-17-1	193	1	71	281	30	57	180	5	28-18-0	317	2	85	497
N-17	Washington State	W	26-14	74,442	16	9	25	41	79	2	38-25-1	371	1	79	450	21	30	95	0	35-22-1	227	2	65	322
N-24	at Miami (Fla.)	L	7-65	78,114	12	1	22	45	98	1	36-17-6	194	0	81	292	21	37	211	4	24-15-1	202	4	61	413
HOLIDAY BOWL																								
D-28	Texas (N)	L	43-47	60,548	21	9	22	28	151	2	54-27-2	293	2	82	444	29	30	119	2	55-37-3	473	4	85	592
			353-370	652,116																				

N-Holiday Bowl, San Diego, California; #15 in preseason poll; #19 in final poll

2002

Coach: Rick Neuheisel • **Captains:** Paul Arnold, Ben Mahdavi, Jafar Williams, Elliot Zajac • **Record:** 7-6 • **Pacific-10 Conference:** 4-4 (4th, tied)

	Result	Att.	Rank		UW			Rushing			Passing			Tot No.	Off. Yds	Opp FD	Opp Rushing			Opp Passing			Opp Total Off	
			UW	Opp	FD	Att	Yds	TD	A-C-I	Yds	TD	Att	Yds				TD	A-C-I	Yds	TD	No.	Yds		
A-31	at Michigan	L	29-31	111,491	11	13	18	34	81	2	45-28-1	318	2	79	399	20	36	150	3	39-22-1	268	1	75	418
S-7	San Jose State	W	34-10	70,147	11	-	27	37	152	0	35-22-1	347	3	72	499	13	33	35	1	36-21-2	236	0	69	271
S-21	Wyoming	W	38-7	72,898	11	-	36	37	113	3	48-37-0	436	2	85	549	16	31	86	1	31-20-1	169	0	62	255
S-28	Idaho	W	41-27	70,070	13	-	30	45	129	1	45-32-0	438	3	90	567	24	25	95	1	40-22-1	309	2	65	404
O-5	California	L	27-34	71,337	12	-	26	28	42	2	59-35-2	399	0	87	441	17	42	125	0	24-13-0	266	5	66	391
O-12	Arizona	W	32-28	71,016	22	-	24	38	82	3	35-25-0	345	3	73	427	27	29	24	1	41-29-1	443	3	70	467
O-19	at USC	L	21-41	52,961	22	19	18	19	-5	0	65-38-2	361	3	84	356	16	34	74	1	34-21-1	348	4	68	422
O-26	at Arizona State	L	16-27	56,101	-	23	21	38	42	1	37-18-1	210	1	75	252	14	37	45	1	28-18-0	184	2	65	229
N-2	UCLA	L	24-34	72,017	-	-	31	32	69	0	60-29-4	429	3	92	498	13	37	127	3	27-13-0	189	0	64	316
N-9	Oregon State	W	41-29	72,557	-	-	17	36	37	2	43-22-0	262	1	79	299	20	39	158	2	44-16-5	262	1	83	420
N-16	at Oregon	W	42-14	57,112	-	23	27	49	163	2	37-26-2	316	4	86	479	14	25	130	0	33-10-2	170	2	58	300
N-23	at Washington St. (30T)	W	29-26	37,600	-	3	26	37	19	1	58-35-0	368	1	95	387	19	39	104	1	32-19-2	246	1	71	350
SUN BOWL																								
D-31	Purdue (N)	L	24-34	48,917	-	-	23	24	44	0	54-25-1	272	2	78	316	24	40	117	1	37-25-0	283	2	77	400
			398-342	864,224																				

N-Sun Bowl, El Paso, Texas
UW #11 in preseason poll

2003

Coach: Keith Gilbertson • **Captains:** Greg Carothers, Cody Pickett, Terry Johnson • **Record:** 6-6 • **Pacific-10 Conference:** 4-4 (5th, tied)

	Result	Att.	Rank		UW			Rushing			Passing			Tot No.	Off. Yds	Opp FD	Opp Rushing			Opp Passing			Opp Total Off	
			UW	Opp	FD	Att	Yds	TD	A-C-I	Yds	TD	Att	Yds				TD	A-C-I	Yds	TD	No.	Yds		
A-30	at Ohio State	L	9-28	105,078	17	2	15	24	7	1	49-26-0	255	1	73	262	21	43	142	4	28-15-0	203	0	71	345
S-6	Indiana	W	38-13	71,125	22	-	24	52	195	2	27-19-1	295	3	79	490	15	40	85	1	30-16-1	199	0	70	284
S-20	Idaho	W	45-14	71,178	21	-	27	49	231	5	34-24-1	271	0	83	502	10	32	120	0	30-9-1	86	2	62	206
S-27	Stanford	W	28-17	71,875	18	-	21	40	165	1	34-20-0	231	2	74	396	19	40	129	0	32-16-2	159	2	72	288
O-4	at UCLA	L	16-46	68,319	18	-	23	31	77	0	46-26-3	281	4	77	358	17	41	134	0	24-16-1	258	4	65	392
O-11	Nevada	L	17-28	70,149	-	-	29	48	110	1	37-19-3	337	1	85	447	18	33	98	0	30-19-1	299	3	63	397
O-18	at Oregon State	W	38-17	37,034	-	22	21	37	89	1	41-19-1	285	3	78	374	21	33	46	1	48-21-3	344	1	81	390
O-25	USC	L	23-43	72,015	-	5	21	32	86	2	42-22-1	274	1	74	360	26	43	214	1	29-19-0	351	4	72	565
N-1	Oregon	W	42-10	72,450	-	-	21	41	261	3	32-16-0	214	2	73	475	14	34	73	0	29-16-1	246	1	63	319
N-8	at Arizona	L	22-27	48,319	-	-	24	35	101	1	51-31-0	351	2	86	452	11	37	250	3	26-11-1	151	1	63	401
N-15	at California	L	7-54	38,576	-	-	22	33	34	1	47-25-2	259	0	80	293	27	35	381	4	34-20-0	348	3	69	729
N-22	Washington State	W	27-19	74,549	-	8	23	42	78	1	45-23-2	183	2	87	261	16	33	147	0	35-16-5	157	1	68	304
			317-311	695,589																				

2004

Coach: Keith Gilbertson • Captains: Khalif Barnes, Charles Frederick, Derrick Johnson, Joe Lobendahn, Zach Tuaiasopo • Record: 1-10 • Pacific-10 Conference: 0-8 (10th)

	Result	Rank			Rushing				Passing			Tot No.	Off. Yds	Opp Rushing			Opp Passing			Opp Total Off				
		Att.	UW	Opp	FD	Att	Yds	TD	A-C-I	Yds	TD			FD	Att	Yds	TD	A-C-I	Yds	TD	No.	Yds		
S-5	Fresno State	L	16-35	65,345	—	—	20	41	170	2	48-21-4	190	0	89	360	11	35	137	1	21-13-1	125	1	56	262
S-18	UCLA	L	31-37	65,235	—	—	21	45	219	2	29-13-0	200	2	74	419	24	54	424	5	17-12-1	122	0	71	546
S-25	at Notre Dame	L	3-38	80,795	—	—	20	34	112	0	44-17-1	223	0	78	335	22	46	146	1	32-17-1	266	4	78	412
O-2	at Stanford	L	13-27	27,550	—	—	16	40	91	1	39-17-1	211	1	79	302	27	34	202	3	35-23-3	254	0	69	456
O-9	San Jose State	W	21-6	65,816	—	—	22	53	259	3	16-7-2	75	0	69	334	14	42	111	0	9-7-0	22	0	51	133
O-16	Oregon State	L	14-29	65,351	—	—	18	35	121	0	36-13-3	224	2	71	345	21	36	101	1	40-26-0	286	1	76	387
O-23	at USC	L	0-38	72,855	—	1	6	27	50	0	28-7-1	63	0	55	113	28	42	197	3	48-28-1	256	2	90	453
O-30	at Oregon	L	6-31	58,101	—	—	14	30	45	0	36-14-4	211	0	66	256	22	41	158	1	35-21-1	134	2	76	292
N-6	Arizona	L	13-23	63,225	—	—	17	39	100	1	47-16-2	197	0	86	297	13	38	87	2	25-11-0	164	0	63	251
N-13	California	L	12-42	63,451	—	5	19	33	84	0	44-20-3	328	1	77	412	22	44	304	3	24-13-2	175	2	68	479
N-20	at Washington State	L	25-28	34,334	—	—	15	37	71	1	34-16-3	177	2	71	248	17	44	153	1	24-15-0	240	2	68	393
			129-306	662,058																				

2005

Coach: Tyrone Willingham • Captains: Evan Benjamin, Joseph Lobendahn, James Sims, Brad Vanneman • Record: 2-9 • Pacific-10 Conference: 1-7 (t-9th)

	Result	Rank			Rushing				Passing			Tot No.	Off. Yds	Opp Rushing			Opp Passing			Opp Total Off				
		Att.	UW	Opp	FD	Att	Yds	TD	A-C-I	Yds	TD			FD	Att	Yds	TD	A-C-I	Yds	TD	No.	Yds		
S-3	vs. Air Force (N)	L	17-20	26,482	—	—	18	34	129	1	27-19-0	242	1	71	371	22	52	218	1	22-13-0	207	1	74	425
S-10	California	L	17-56	57,775	—	16	18	27	68	0	39-22-1	301	2	66	369	26	39	286	3	27-17-1	271	4	66	557
S-17	Idaho	W	34-6	61,183	—	—	16	39	192	3	18-10-1	148	1	57	340	12	31	-4	0	30-20-2	190	0	61	186
S-24	Notre Dame	L	17-36	71,473	—	16	20	22	41	1	40-19-1	408	1	62	449	31	47	233	3	37-25-0	327	1	84	560
O-1	at UCLA	L	17-21	64,269	—	20	17	41	213	2	28-14-0	188	0	69	401	20	26	65	1	44-29-2	287	2	69	352
O-15	at Oregon	L	21-45	58,269	—	20	15	35	121	1	28-15-1	117	2	63	238	30	31	146	2	50-37-0	424	4	81	570
O-22	USC	L	24-51	64,096	—	1	16	35	59	1	29-21-0	270	1	64	329	20	32	118	1	32-25-1	272	5	64	390
O-29	at Arizona State	L	20-44	57,678	—	—	23	40	213	2	26-10-2	185	0	66	398	26	43	77	2	34-27-0	401	3	77	478
N-5	Oregon State	L	10-18	60,717	—	—	16	27	19	0	42-16-1	207	1	69	226	12	42	127	0	27-17-0	136	0	69	263
N-12	at Arizona	W	38-14	52,505	—	—	21	52	333	3	19-10-1	157	1	71	490	21	30	87	0	35-21-0	283	2	71	322
N-19	Washington State	L	22-26	70,713	—	—	12	28	99	1	28-14-0	228	2	56	327	27	47	224	1	35-21-0	283	2	82	507
N - Qwest Field, Seattle, Wash.			237-337	645,160																				

2006

Coach: Tyrone Willingham • Captains: Dashon Goldson, Sonny Shackelford, Isaiah Stanback, C.J. Wallace • Record: 5-7 • Pacific-10 Conference: 3-6 (9th)

	Result	Rank			Rushing				Passing			Tot No.	Off. Yds	Opp Rushing			Opp Passing			Opp Total Off				
		Att.	UW	Opp	FD	Att	Yds	TD	A-C-I	Yds	TD			FD	Att	Yds	TD	A-C-I	Yds	TD	No.	Yds		
S-2	San Jose State	W	35-29	52,256	—	—	22	41	300	4	25-16-1	168	1	66	468	19	29	50	0	37-28-0	323	3	66	373
S-9	at Oklahoma	L	20-37	84,577	—	15	17	40	204	1	30-14-0	180	1	70	384	22	35	181	2	33-21-1	272	2	68	453
S-16	Fresno State	W	21-20	57,012	—	—	16	35	128	1	26-15-0	151	2	61	279	17	37	157	2	21-11-1	140	1	58	297
S-23	UCLA	W	29-19	58,255	—	—	14	27	49	0	29-18-1	200	3	56	249	13	34	143	1	31-18-2	135	0	65	278
S-30	at Arizona	W	21-10	55,409	—	—	16	40	154	1	26-14-1	293	2	66	447	17	24	-7	0	41-24-1	308	1	65	301
O-7	at USC	L	20-26	90,282	—	3	19	31	167	0	39-17-0	212	2	70	379	21	32	148	0	41-24-1	263	2	73	411
O-14	Oregon State	L	17-27	62,656	—	—	15	37	84	2	30-14-0	172	0	67	256	18	39	180	2	21-14-2	308	1	60	488
O-21	at California (OT)	L	24-31	58,534	—	11	18	36	162	1	31-17-5	284	2	67	446	22	35	195	3	36-21-0	291	0	71	486
O-28	Arizona State (OT)	L	23-26	58,822	—	—	16	35	126	0	32-14-2	148	2	67	274	15	34	190	2	23-16-0	170	2	57	360
N-4	at Oregon	L	14-34	58,408	—	24	10	21	13	0	34-15-1	125	2	55	138	31	54	316	3	30-18-2	138	0	84	454
N-11	Stanford	L	3-20	55,896	—	—	12	28	39	0	44-11-3	122	0	72	161	7	35	20	0	20-11-0	206	1	55	226
N-18	at Washington State	W	35-32	35,117	—	—	14	31	109	2	27-14-2	271	2	58	380	26	31	102	1	54-32-0	328	2	85	430
			262-311	727,224																				

2007

Coach: Tyrone Willingham • Captains: Juan Garcia, Greyson Gunheim, Roy Lewis, Louis Rankin, Jordan Reffett, Anthony Russo • Record: 4-9 • Pacific-10 Conference: 2-7 (10th)

	Result	Rank			Rushing				Passing			Tot No.	Off. Yds	Opp Rushing			Opp Passing			Opp Total Off				
		Att.	UW	Opp	FD	Att	Yds	TD	A-C-I	Yds	TD			FD	Att	Yds	TD	A-C-I	Yds	TD	No.	Yds		
A-31	at Syracuse	W	42-12	40,329	—	—	23	41	202	6	21-15-0	142	0	62	444	13	29	8	0	32-20-0	199	1	61	207
S-8	Boise State	W	24-10	70,045	—	22	16	40	133	1	26-14-1	209	2	66	342	21	32	103	1	47-29-3	285	0	79	388
S-15	Ohio State	L	14-33	74,927	—	10	20	34	142	1	37-18-3	204	1	71	346	21	45	256	2	26-15-0	225	2	71	481
S-22	at UCLA	L	31-44	72,124	—	—	16	32	124	0	37-17-2	216	4	69	340	24	51	333	2	33-18-1	204	1	84	537
S-29	USC	L	24-27	68,654	—	1	15	33	100	2	28-13-1	90	0	61	190	20	39	224	2	37-20-2	236	1	76	460
O-13	at Arizona State	L	20-44	64,347	—	14	13	32	146	1	30-10-1	142	1	62	288	23	49	296	2	31-20-1	227	2	80	523
O-20	Oregon	L	34-55	66,481	—	7	17	29	164	0	31-12-1	257	4	60	421	39	62	465	6	30-19-1	196	1	92	661
O-27	Arizona	L	41-48	61,124	—	—	25	46	236	3	30-17-2	336	2	76	572	22	24	25	1	51-38-1	510	5	75	535
N-3	at Stanford	W	27-9	36,570	—	—	31	63	388	3	32-16-1	151	0	95	539	14	26	116	1	31-17-0	137	0	57	253
N-10	at Oregon State	L	23-29	45,629	—	—	14	31	85	1	39-16-0	249	2	70	334	18	55	219	0	22-10-1	109	1	77	328
N-17	California	W	37-23	60,005	—	—	20	56	334	3	19-7-0	108	1	75	442	16	27	147	0	28-10-1	236	3	55	383
N-24	Washington State	L	35-42	72,888	—	—	22	50	225	2	37-13-2	239	1	87	464	20	26	110	1	40-27-0	399	5	66	509
D-1	at Hawai'i	L	28-35	50,000	—	10	21	50	261	4	18-9-1	142	0	68	403	27	23	96	0	50-42-0	442	5	73	538
			380-411	783,123																				

2008

Coach: Tyrone Willingham • **Captains:** Juan Garcia, Michael Gottlieb, Johnie Kirton, Daniel Te'o-Nesheim • **Record:** 0-12 • **Pacific-10 Conference:** 0-9 (10th)

	Result		Rank	Att.	Rank		Rushing			Passing			Tot	Off.	Opp	Opp Rushing			Opp Passing			Opp Total Off		
					UW	Opp	FD	Att	Yds	TD	A-C-I	Yds				TD	FD	Att	Yds	TD	A-C-I	Yds	TD	No.
A-30	at Oregon	L	10-44	58,778	—	21	18	43	95	1	35-17-0	147	0	78	242	23	44	256	3	28-16-1	240	3	72	496
S-6	Brigham Young	L	27-28	64,611	—	15	22	35	133	3	32-17-0	204	1	67	337	25	28	137	1	41-30-1	338	3	69	475
S-13	Oklahoma	L	14-55	67,716	—	3	23	34	87	1	38-23-0	249	1	72	336	28	47	274	3	24-19-0	317	5	71	591
S-27	Stanford	L	28-35	61,968	—	—	27	38	140	3	36-18-0	237	1	74	377	21	36	244	2	24-16-0	222	3	60	466
O-4	at Arizona	L	14-48	55,624	—	—	12	28	63	1	28-12-1	181	1	56	244	28	51	256	2	21-17-0	193	3	72	449
O-18	Oregon State	L	13-34	63,996	—	—	16	28	101	1	32-17-3	276	0	60	377	19	35	230	3	22-18-0	191	1	57	421
O-25	Notre Dame	L	7-33	70,437	—	—	9	23	26	0	25-11-0	98	1	58	124	25	49	252	3	28-15-1	207	1	77	459
N-1	at USC	L	0-56	80,216	—	3	15	30	71	0	33-14-3	113	0	63	184	25	46	297	6	20-16-0	188	2	66	485
N-8	Arizona State	L	19-39	57,013	—	—	16	28	52	0	42-15-2	227	1	70	279	19	40	182	1	31-22-0	218	2	71	400
N-15	UCLA	L	7-27	59,738	—	—	10	30	96	1	24-7-3	39	0	54	135	20	50	157	3	22-13-3	135	0	72	292
N-22	at Washington State (2OT)	L	13-16	32,211	—	—	20	58	224	1	16-11-1	99	0	74	323	15	37	171	1	30-17-1	167	0	67	338
D-6	at California	L	7-48	50,038	—	—	12	44	104	1	25-11-2	96	0	69	200	20	44	431	5	22-10-0	118	1	66	549
				159-463				722,346																

2009

Coach: Steve Sarkisian • **Captains:** Donald Butler, Jake Locker, Daniel Te'o-Nesheim, Ryan Tolar • **Record:** 5-7 • **Pacific-10 Conference:** 4-5 (7th)

	Result		Rank	Att.	Rank		Rushing			Passing			Tot	Off.	Opp	Opp Rushing			Opp Passing			Opp Total Off		
					UW	Opp	FD	Att	Yds	TD	A-C-I	Yds				TD	FD	Att	Yds	TD	A-C-I	Yds	TD	No.
S-5	LSU	L	23-31	69,161	—	11	25	38	157	0	45-25-1	321	2	83	478	17	29	149	0	19-11-0	172	3	48	321
S-12	Idaho	W	42-23	58,980	—	—	20	33	121	3	25-17-0	253	3	58	374	20	23	63	2	40-26-1	349	0	63	412
S-19	USC	W	16-13	61,889	—	3	20	33	56	1	35-21-0	237	0	68	293	16	33	250	1	22-13-1	110	0	55	360
S-26	at Stanford	L	14-34	36,930	24	—	16	28	99	0	31-16-2	191	1	59	290	22	50	321	3	14-7-0	103	0	64	424
O-3	at Notre Dame (OT)	L	30-37	80,795	—	—	25	39	176	1	39-22-0	281	1	78	457	23	29	108	1	31-23-1	422	2	60	350
O-10	Arizona	W	36-33	61,621	—	—	14	24	116	1	23-12-1	140	3	47	256	26	30	77	2	53-39-2	384	1	83	461
O-17	at Arizona State	L	17-24	53,219	—	—	20	27	99	1	38-22-2	279	1	65	378	24	27	169	1	36-22-0	295	2	63	464
O-24	Oregon	L	19-43	67,809	—	12	23	34	129	1	45-23-2	266	1	79	395	19	40	259	4	22-14-0	157	1	62	416
N-7	at UCLA	L	23-24	72,924	—	—	21	25	152	0	40-23-1	235	2	65	387	23	40	84	1	31-23-2	371	2	71	455
N-14	at Oregon State	L	21-48	45,274	—	—	12	30	121	0	23-14-1	153	3	53	274	19	37	178	2	31-22-0	194	4	68	372
N-28	Washington State	W	30-0	68,697	—	—	23	40	265	2	28-16-1	196	1	68	461	11	28	47	0	32-14-1	116	0	60	176
D-5	California	W	42-10	62,334	—	19	25	39	177	3	24-20-0	286	3	63	463	14	29	81	0	32-14-0	215	1	61	296
				313-320				739,633																

2010

Coach: Steve Sarkisian • **Captains:** Mason Foster, Senio Kelemete, Jake Locker, Nate Williams • **Record:** 7-6 • **Pacific-10 Conference:** 5-4 (t-3rd)

	Result		Rank	Att.	Rank		Rushing			Passing			Tot	Off.	Opp	Opp Rushing			Opp Passing			Opp Total Off		
					UW	Opp	FD	Att	Yds	TD	A-C-I	Yds				TD	FD	Att	Yds	TD	A-C-I	Yds	TD	No.
S-4	at BYU	L	17-23	63,771	—	—	20	31	128	1	39-20-0	266	1	70	394	23	33	146	0	40-24-0	262	2	73	408
S-11	Syracuse	W	41-20	62,418	—	—	23	33	175	1	34-23-0	292	4	77	467	16	31	112	1	37-19-1	224	1	68	336
S-18	Nebraska	L	21-56	72,876	—	8	13	39	175	2	20-4-2-71	71	1	59	246	21	54	383	6	11-7-0	150	1	65	533
O-2	at USC	W	32-31	82,796	—	18	28	34	225	1	41-25-0	311	2	75	536	26	39	298	4	20-14-0	186	0	59	484
O-9	Arizona State	L	14-24	65,685	—	—	21	35	145	1	39-23-1	209	1	74	354	21	37	99	1	34-21-1	288	2	71	387
O-16	Oregon State (2OT)	W	35-34	65,235	—	24	26	43	189	0	35-21-1	286	5	78	475	22	44	147	4	31-17-3	206	1	75	353
O-23	at Arizona	L	14-44	56,244	—	15	19	33	98	1	33-18-0	192	1	66	290	23	43	234	4	22-18-0	233	2	65	467
O-30	Stanford	L	0-41	69,020	—	13	7	25	19	0	17-9-2	88	0	34	107	22	47	278	4	26-19-1	192	1	73	470
N-7	at Oregon	L	16-53	60,017	—	1	14	37	136	0	28-14-0	127	1	65	263	31	55	279	6	33-24-0	243	1	88	522
N-18	UCLA (Thu.)	W	24-7	62,347	—	—	16	41	253	2	21-10-1	68	0	62	321	10	36	108	1	25-6-3	55	0	61	163
N-27	at California	W	16-13	44,613	—	—	16	36	112	1	27-17-1	237	1	63	349	14	36	191	0	23-12-1	92	0	59	283
D-4	at Washington State	W	35-28	30,157	—	—	19	42	315	3	23-15-1	256	2	65	571	22	34	110	1	36-25-1	298	3	70	408

HOLIDAY BOWL

D-30	vs. Nebraska (N)	W	19-7	57,921	—	18	21	52	268	2	19-6-0	72	0	72	340	14	41	91	0	21-10-1	98	1	62	189
				284-381				793,100																

N - Qualcomm Stadium, San Diego, Calif.

2011

Coach: Steve Sarkisian • **Captains:** Cort Dennison, Jermaine Kearse, Senio Kelemete, Alameda Ta'amu • **Record:** 7-6 • **Pacific-12 Conference:** 5-4 (3rd in North Division)

	Result		Rank	Att.	Rank		Rushing			Passing			Tot	Off.	Opp	Opp Rushing			Opp Passing			Opp Total Off		
					UW	Opp	FD	Att	Yds	TD	A-C-I	Yds				TD	FD	Att	Yds	TD	A-C-I	Yds	TD	No.
S-3	Eastern Washington	W	30-27	58,088	—	—	14	38	148	0	25-17-0	102	3	63	250	30	17	31	0	69-39-2	473	3	86	504
S-10	Hawaii	W	40-32	63,252	—	—	22	34	151	1	26-18-1	315	4	60	466	20	22	55	3	45-31-1	333	1	67	388
S-17	at Nebraska	L	38-51	85,110	—	11	20	31	146	1	37-21-2	274	4	68	420	22	55	309	4	21-10-0	155	2	76	464
S-24	California	W	31-23	60,437	—	—	21	34	117	1	25-19-0	292	3	59	409	24	33	108	1	43-23-0	349	1	76	457
O-1	at Utah	W	31-14	45,412	—	—	22	42	185	0	30-22-1	225	3	72	411	18	23	17	0	33-22-2	305	2	51	322
O-15	Colorado	W	52-24	62,147	—	—	31	40	295	3	30-23-0	267	4	70	562	17	27	62	2	38-22-0	207	1	65	269
O-22	at Stanford	L	21-65	50,360	22	7	19	26	172	2	38-24-2	258	1	64	430	26	44	446	5	22-16-0	169	2	66	615
O-29	Arizona	W	42-31	59,825	—	—	24	43	179	5	31-17-3	310	1	74	489	25	19	36	0	50-32-3	388	2	69	424
N-5	Oregon	L	17-34	69,407	—	6	19	36	82	0	36-25-2													

2012

Coach: Steve Sarkisian • Captains: Sean Parker, Keith Price, Drew Schaefer, John Timu, Desmond Trufant • Record: 7-6 • Pacific-12 Conference: 5-4 (4th in North Division)

	Result	Att.	Rank		FD	Rushing			Passing			Tot No.	Off. Yds	Opp FD	Opp Rushing			Opp Passing			Opp Total Off			
			UW	Opp		Att	Yds	TD	A-C-I	Yds	TD				Att	Yds	TD	A-C-I	Yds	TD	No.	Yds		
S-1	San Diego State	W	21-12	53,742	—	—	22	31	106	1	35-25-0	222	1	66	328	16	40	199	1	19-10-1	128	1	59	327
S-8	at LSU	L	3-41	92,804	—	3	12	24	26	0	36-17-1	157	0	60	183	24	52	242	4	19-12-0	195	1	71	437
S-15	Portland State	W	52-13	54,922	—	—	24	49	209	2	25-17-1	220	3	74	429	10	24	83	1	34-18-2	178	1	58	261
S-27	Stanford	W	17-13	55,941	—	8	13	34	136	1	37-19-1	177	1	71	313	10	28	68	0	37-18-1	170	0	65	238
O-6	at Oregon	L	21-52	58,792	23	2	23	46	208	3	31-19-2	145	0	77	353	32	52	299	2	24-15-1	198	4	76	497
O-13	USC	L	14-24	66,202	—	11	14	30	101	0	28-20-2	198	2	58	299	15	40	204	1	20-10-1	167	1	60	371
O-20	at Arizona	L	17-52	50,148	—	—	23	29	124	1	52-29-2	256	1	81	380	25	49	277	2	22-14-1	256	4	71	533
O-27	Oregon State	W	20-17	60,842	—	7	15	33	99	2	30-18-1	194	0	62	293	19	23	109	0	45-25-4	318	2	68	427
N-2	at California	W	21-13	42,226	—	—	20	39	174	2	29-16-1	235	1	68	409	23	42	249	1	36-17-1	201	0	78	450
N-10	Utah	W	34-15	60,050	—	—	22	42	160	3	33-24-0	277	2	75	437	9	30	133	2	23-8-1	55	0	53	188
N-17	at Colorado	W	38-3	43,148	—	—	22	38	228	0	29-22-0	248	5	67	476	10	31	90	0	23-10-2	51	0	54	141
N-23	at Washington State (OT)	L	28-31	30,544	—	—	17	33	75	2	34-20-1	194	2	67	269	25	24	19	3	53-33-2	350	0	77	369

LAS VEGAS BOWL

D-22	vs. Boise State (N)	L	26-28	33,217	—	20	20	38	205	2	39-20-2	242	1	77	447	21	36	109	0	39-27-0	298	3	75	407
			312-314	702,578																				

NOTE: Due to Husky Stadium renovation, all 2012 home games were played at CenturyLink Field (home of the Seattle Seahawks).

N - Sam Boyd Stadium, Las Vegas, Nev.

2013

Coach: Steve Sarkisian • Captains: Hau'oli Kikaha, Sean Parker, Keith Price, Bishop Sankey, Colin Tanigawa, John Timu • Record: 9-4 • Pacific-12 Conference: 5-4 (3rd in North Division)

	Result	Att.	Rank		FD	Rushing			Passing			Tot No.	Off. Yds	Opp FD	Opp Rushing			Opp Passing			Opp Total Off			
			UW	Opp		Att	Yds	TD	A-C-I	Yds	TD				Att	Yds	TD	A-C-I	Yds	TD	No.	Yds		
A-31	Boise State	W	38-6	71,963	—	19	33	54	268	3	31-23-1	324	2	88	592	23	42	171	0	46-29-1	175	0	88	346
S-14	at Illinois (Soldier Field)	W	34-24	47,312	19	—	30	50	273	2	35-28-0	342	2	85	615	17	36	136	2	26-10-1	191	1	62	327
S-21	Idaho State	W	56-0	67,093	17	—	30	53	370	4	28-21-0	310	4	81	680	12	28	22	0	40-19-2	142	0	68	164
S-28	Arizona	W	31-13	65,815	16	—	24	61	244	2	25-14-1	165	2	86	409	19	49	199	2	37-14-2	119	0	86	318
O-5	at Stanford	L	28-31	50,424	15	5	30	40	139	2	48-33-1	350	2	88	489	14	41	179	2	20-12-1	105	1	61	284
O-12	Oregon	L	24-45	71,833	16	2	20	42	194	2	32-19-1	182	1	74	376	30	50	265	3	31-24-0	366	3	81	631
O-19	at Arizona State	L	24-53	60,057	20	—	12	25	-5	1	40-16-1	217	2	65	212	31	51	314	4	42-26-1	271	2	93	585
O-26	California	W	41-17	66,328	—	—	24	44	262	3	34-21-0	380	2	78	642	21	29	131	1	59-34-0	352	1	88	483
N-9	Colorado	W	59-7	66,599	—	—	28	51	316	4	29-22-0	312	2	80	628	15	37	128	0	25-14-2	171	1	62	299
N-15	at UCLA	L	31-41	68,106	—	13	21	36	102	1	40-25-2	330	3	76	432	22	53	222	4	23-14-0	184	2	76	406
N-23	at Oregon State	W	69-27	43,779	—	—	27	58	530	7	24-15-0	162	1	82	692	23	22	106	1	49-26-3	308	2	71	414
N-29	Washington State	W	27-17	71,753	—	—	21	53	224	2	20-15-1	181	1	73	405	25	23	44	0	59-32-2	282	2	82	326

FIGHT HUNGER BOWL

D-27	vs. BYU (N)*	W	31-16	34,136	—	—	19	43	190	2	27-18-1	129	1	70	319	28	47	180	1	50-25-1	293	0	97	473
			493-277	785,198																				

N - AT&T Park, San Francisco, Calif.; #25 in final poll

* - Marques Tuiasosopo served as interim head coach for 2013 Fight Hunger Bowl.

2014

Coach: Chris Petersen • Captains: Captains were selected on a game-by-game basis • Record: 8-6 • Pacific-12 Conference: 4-5 (3rd in North Division)

	Result	Att.	Rank		FD	Rushing			Passing			Tot No.	Off. Yds	Opp FD	Opp Rushing			Opp Passing			Opp Total Off			
			UW	Opp		Att	Yds	TD	A-C-I	Yds	TD				Att	Yds	TD	A-C-I	Yds	TD	No.	Yds		
A-30	at Hawai'i	W	17-16	36,411	25	—	19	48	174	1	26-10-0	162	1	74	336	26	54	217	1	43-23-0	207	0	97	424
S-6	Eastern Washington	W	59-52	62,861	—	—	26	57	356	7	24-14-0	180	1	81	536	35	36	98	0	46-31-0	475	7	82	573
S-13	Illinois	W	44-19	62,325	—	—	25	58	245	2	22-16-0	219	1	80	464	15	26	72	0	30-20-1	279	2	56	351
S-20	Georgia State	W	45-14	64,608	—	—	17	41	182	2	27-19-0	154	3	68	336	17	41	68	0	34-22-3	205	2	75	273
S-27	Stanford	L	13-20	66,512	—	16	15	38	81	0	30-15-0	98	1	68	179	22	39	187	1	26-17-1	178	1	65	365
O-11	at California	W	31-7	44,449	—	—	18	38	111	0	29-22-0	273	3	67	384	25	33	64	1	51-35-0	304	0	84	368
O-18	at Oregon	L	20-45	57,858	—	9	20	36	133	1	38-24-1	184	1	74	317	29	50	218	4	33-24-0	336	2	83	554
O-25	Arizona State	L	10-24	64,666	—	14	19	46	151	0	26-18-2	139	0	72	290	14	43	105	0	25-14-1	180	2	68	285
N-1	at Colorado	W	38-23	35,633	—	—	14	40	236	1	19-13-0	206	2	59	442	24	37	181	0	52-36-1	314	2	89	495
N-8	UCLA	L	30-44	65,547	—	18	22	48	211	2	24-14-1	155	0	72	366	28	40	174	3	37-29-0	302	2	77	476
N-15	at Arizona	L	26-27	47,757	—	17	25	60	245	2	30-21-0	259	1	90	504	22	40	133	3	40-17-2	242	0	80	375
N-22	Oregon State	W	37-13	65,036	—	—	16	35	226	2	24-19-0	255	2	59	481	17	23	47	0	46-30-1	314	2	69	361
N-29	at Washington State	W	31-13	32,952	—	—	22	37	188	2	41-25-1	249	1	78	437	20	18	21	0	49-27-2	355	2	67	376

CACTUS BOWL

J-2	vs. Oklahoma State (N)*	L	22-30	35,409	—	—	22	25	101	1	40-25-1	268	1	65	369	22	49	152	1	27-18-1	321	2	76	473
			423-347	742,024																				

N - Sun Devil Stadium, Tempe, Ariz.

2015

Coach: Chris Petersen • **Captains:** Deontae Cooper, Travis Feeney, Jeff Lindquist, Jaydon Mickens, Siosifa Tufunga, Taniela Tupou • **Record:** 7-6 • **Pacific-12 Conference:** 4-5 (t-4th in North Division)

	Result	Att.	Rank		FD	Rushing			Passing			Tot No.	Off. Yds	Opp FD	Opp Rushing			Opp Passing			Opp Total Off			
			UW	Opp		Att	Yds	TD	A-C-I	Yds	TD				Att	Yds	TD	A-C-I	Yds	TD	No.	Yds		
S-4	at Boise State	L	13-16	36,836	—	23	12	22	29	0	35-20-1	150	0	57	179	21	53	185	2	27-17-1	152	0	80	337
S-12	Sacramento State	W	49-0	55,010	—	—	23	36	218	5	25-17-0	326	2	61	544	11	26	11	0	38-20-1	201	0	64	212
S-19	Utah State	W	31-17	59,464	—	—	20	35	74	1	31-22-1	368	3	66	442	13	30	83	1	33-17-2	171	0	63	254
S-26	California	L	24-30	61,066	—	—	15	27	107	2	28-17-2	125	0	55	259	28	51	139	1	41-24-1	342	2	92	481
O-8	at USC	W	17-12	63,623	—	17	17	36	135	1	33-17-1	164	1	69	299	20	39	190	1	29-16-2	156	0	68	346
O-17	Oregon	L	20-26	69,285	—	—	17	30	180	1	32-20-1	205	1	62	385	21	51	170	1	25-14-0	272	2	76	442
O-24	at Stanford	L	14-31	50,424	—	10	11	24	113	2	21-9-0	118	0	45	231	25	48	188	2	24-17-1	290	2	72	478
O-31	Arizona	W	49-3	56,749	—	—	22	36	201	3	25-17-0	267	4	61	468	22	44	127	0	42-25-3	203	0	86	330
N-7	Utah	L	23-34	61,420	—	13	20	39	124	1	39-23-1	257	1	78	381	19	45	191	3	25-12-1	155	0	70	346
N-14	at Arizona State	L	17-27	51,695	—	—	27	34	142	1	52-28-3	405	1	86	547	19	43	144	2	34-22-0	253	1	77	397
N-21	at Oregon State	W	52-7	34,390	—	—	28	59	271	2	21-18-0	211	4	80	482	8	23	148	0	23-8-1	109	1	46	257
N-27	Washington State	W	45-10	70,438	—	23	22	55	240	3	20-14-1	203	0	75	443	19	12	31	0	58-36-2	288	1	70	319

HEART OF DALLAS BOWL

D-26	vs. Southern Miss (N)*	W	44-31	20,229	—	—	27	44	296	5	34-23-0	284	0	78	580	22	30	20	2	39-26-0	353	2	69	375
			398-244	680,629																				

N - Cotton Bowl Stadium, Dallas, Ariz.

2016

Coach: Chris Petersen • **Captains:** Darrell Daniels, Kevin King • **Record:** 12-2 • **Pacific-12 Conference:** 8-1 (1st in North Division; Pac-12 Champions)

	Result	Att.	Rank		FD	Rushing			Passing			Tot No.	Off. Yds	Opp FD	Opp Rushing			Opp Passing			Opp Total Off			
			UW	Opp		Att	Yds	TD	A-C-I	Yds	TD				Att	Yds	TD	A-C-I	Yds	TD	No.	Yds		
S-3	Rutgers	W	48-13	58,640	14	—	17	39	91	0	29-20-1	289	4	59	380	21	48	136	1	40-24-1	168	0	88	304
S-10	Idaho	W	59-14	60,678	8	—	27	30	126	1	33-27-0	356	6	63	492	17	38	104	1	38-23-1	218	1	76	322
S-17	Portland State	W	41-3	57,151	8	—	20	35	213	1	22-14-0	194	5	57	407	13	42	34	0	17-11-1	148	0	59	182
S-24	at Arizona (OT)	W	35-28	48,747	9	—	24	51	352	3	21-14-1	160	2	72	512	23	43	308	3	31-19-1	167	1	74	475
S-30	Stanford	W	44-6	72,027	10	7	22	41	214	3	21-15-0	210	3	62	424	14	30	29	0	27-18-0	184	1	57	213
O-8	at Oregon	W	70-21	58,842	5	—	30	45	378	4	28-22-0	304	6	73	682	22	43	230	1	34-21-1	179	2	77	409
O-22	Oregon State	W	41-17	65,796	5	—	26	39	219	2	31-15-0	300	3	70	519	15	30	177	2	27-12-2	148	0	57	325
O-29	at Utah	W	31-24	47,801	4	17	22	36	199	1	20-12-1	186	2	56	385	25	47	213	1	33-14-0	163	2	80	376
N-5	at California	W	66-27	47,801	4	—	31	44	287	2	29-20-0	417	7	73	704	18	36	113	1	33-23-2	287	2	74	362
N-12	USC	L	13-26	72,364	4	—	13	27	17	0	37-17-2	259	1	64	276	21	36	113	1	33-23-2	287	2	69	400
N-19	Arizona State	W	44-18	64,467	7	—	26	33	201	2	44-27-2	338	2	77	539	14	27	15	0	33-21-1	230	2	60	245
N-25	at Washington State	W	45-17	33,773	6	23	22	35	168	3	31-22-0	342	3	74	344	18	24	65	1	50-33-3	269	1	74	334
D-2	vs. Colorado (N1)	W	41-10	47,118	4	9	22	54	265	2	24-9-0	118	2	78	383	9	29	82	1	25-8-3	81	0	54	163

CHICK-FIL-A PEACH BOWL – COLLEGE FOOTBALL PLAYOFF SEMIFINAL

D-31	vs. Alabama (N2)	L	7-24	75,996	4	1	14	29	44	0	38-20-2	150	1	67	194	16	50	269	2	14-7-0	57	0	64	326
			585-248	812,156																				

N1 - Pac-12 Championship Game, Levi's Stadium, Santa Clara, Calif.; N2 - Georgia Dome, Atlanta, Ga.
#14 in preseason poll; #5 in Oct. 10 poll; #4 in final, postseason poll

2017

Coach: Chris Petersen • **Captains:** game captains • **Record:** 10-3 • **Pacific-12 Conference:** 7-2 (tie-1st in North Division)

	Result	Att.	Rank		FD	Rushing			Passing			Tot No.	Off. Yds	Opp FD	Opp Rushing			Opp Passing			Opp Total Off			
			UW	Opp		Att	Yds	TD	A-C-I	Yds	TD				Att	Yds	TD	A-C-I	Yds	TD	No.	Yds		
S-1	at Rutgers	W	30-14	46,093	8	—	17	24	84	0	30-17-0	284	2	54	368	19	42	178	2	35-24-2	178	2	77	309
S-9	Montana	W	63-7	68,491	7	—	25	37	213	5	28-24-1	293	2	65	506	10	33	31	0	31-19-2	132	0	64	163
S-16	Fresno State	W	48-16	68,384	6	—	21	30	92	2	28-25-0	328	4	58	420	18	31	119	0	36-21-1	194	1	67	313
S-23	at Colorado	W	37-10	47,666	7	—	20	39	254	3	21-11-1	160	1	60	414	20	43	120	1	30-22-3	191	0	73	311
S-30	at Oregon State	W	42-7	37,821	6	—	32	41	216	3	34-26-1	293	3	75	509	8	28	110	1	22-11-0	74	0	50	184
O-7	California	W	38-7	67,429	6	—	22	38	162	3	42-27-0	215	2	80	377	9	26	-40	0	26-16-0	133	0	52	93
O-14	at Arizona State	L	7-13	51,234	5	—	14	31	91	1	30-17-0	139	0	61	230	17	32	40	1	41-29-0	245	0	73	285
O-28	UCLA	W	44-23	69,847	12	—	24	58	333	5	12-9-1	109	0	70	442	15	28	62	0	33-19-0	170	2	61	232
N-4	Oregon	W	38-3	70,572	12	—	19	39	247	2	19-11-1	204	2	58	451	16	55	247	0	13-7-1	31	0	68	278
N-10	at Stanford	L	22-30	44,589	9	—	20	33	135	3	23-17-0	190	0	66	325	21	44	194	3	27-16-0	211	0	71	406
N-18	Utah	W	33-30	65,767	16	—	23	32	123	2	35-26-0	354	2	67	477	22	45	117	1	27-19-1	293	2	72	410
N-25	Washington State	W	41-14	71,265	15	14	20	45	328	5	17-11-0	93	0	63	421	19	14	-24	1	55-37-3	369	1	69	345

PLAYSTATION FIESTA BOWL

D-30	vs. Penn State (N)	L	28-35	61,842	11	9	14	26	104	3	29-19-0	227	1	55	331	25	38	203	3	41-32-2	342	2	79	545
			471-209	771,000																				

N - University of Phoenix Stadium, Glendale, Ariz.
#8 in preseason poll; #12 in Oct. 16 poll; #13 in Nov. 27 poll; #16 in final, postseason poll

2018

Coach: Chris Petersen • **Captains:** Jake Browning, Jojo McIntosh • **Record:** 10-4 • **Pacific-12 Conference:** 7-2 (tie-1st in North Division; Pac-12 Champions)

	Result	Att.	Rank		UW	Rushing			Passing			Tot No.	Off. Yds	Opp FD	Opp Rushing			Opp Passing			Opp Total Off		
			UW	Opp		FD	Att	Yds	TD	A-C-I	Yds				TD	Att	Yds	TD	A-C-I	Yds	TD	No.	Yds
S-1 vs. Auburn (N1)	L	16-21	70,103	6	9	24	33	102	0	32-18-1	296	1	65	398	27	45	147	1	36-26-1	273	1	81	420
S-8 North Dakota	W	45-3	68,093	9	—	25	34	195	3	45-31-2	437	3	79	632	10	33	161	0	33-17-0	101	0	66	262
S-15 at Utah	W	21-7	47,445	10	—	18	41	172	2	24-14-1	155	1	65	327	13	29	123	1	39-20-1	138	0	68	261
S-22 Arizona State	W	27-20	71,200	10	—	26	39	171	0	23-15-1	202	3	62	373	16	40	164	2	27-17-0	104	0	67	268
S-29 BYU	W	35-7	70,155	11	20	26	37	187	4	25-23-0	277	1	62	464	7	28	34	1	21-18-0	160	0	49	194
O-6 at UCLA	W	31-24	51,123	10	—	26	55	197	3	26-18-1	265	1	81	462	20	27	150	1	38-27-1	272	2	65	422
O-13 at Oregon (OT)	L	27-30	58,691	7	17	22	45	194	2	25-15-1	243	1	70	437	24	49	177	2	32-18-0	202	2	81	379
O-20 Colorado	W	27-13	68,798	15	—	23	40	201	2	25-15-1	150	1	65	351	15	35	119	0	28-17-1	144	1	63	263
O-27 at California	L	10-12	39,138	15	—	13	33	91	0	25-12-2	159	1	58	250	14	36	91	0	24-17-0	151	0	60	242
N-3 Stanford	W	27-23	69,690	—	—	19	45	177	2	27-16-0	194	1	72	371	22	23	77	1	44-29-3	347	2	67	424
N-17 Oregon State	W	42-23	66,469	17	—	22	42	275	3	25-18-0	228	3	67	503	20	35	134	1	36-21-0	229	1	71	363
N-23 at Washington State	W	28-15	32,952	16	7	20	44	258	3	15-12-1	229	1	59	487	15	24	85	2	35-26-2	152	0	59	237
N-30 vs. Utah (N2)	W	10-3	35,134	10	17	19	40	119	0	33-21-1	187	0	73	306	12	25	51	0	27-17-3	137	0	52	188

ROSE BOWL, presented by Northwestern Mutual

J-1 vs. Ohio State (N3)	L	23-28	91,853	9	5	27	36	129	2	55-36-0	315	1	91	444	22	32	113	1	37-25-0	251	3	69	364
		369-229	840,844																				

N1 - Mercedes-Benz Stadium, Atlanta, Ga.

N2 - Pac-12 Championship Game, Levi's Stadium, Santa Clara, Calif.

N3 - Rose Bowl, Pasadena, Calif.

#8 in preseason poll; #20 in Nov. 5 poll; #13 in final, postseason poll

2019

Coach: Chris Petersen • **Captains:** Nick Harris, Myles Bryant • **Record:** 8-5 • **Pacific-12 Conference:** 4-5 (tie-2nd in North Division)

	Result	Att.	Rank		UW	Rushing			Passing			Tot No.	Off. Yds	Opp FD	Opp Rushing			Opp Passing			Opp Total Off		
			UW	Opp		FD	Att	Yds	TD	A-C-I	Yds				TD	Att	Yds	TD	A-C-I	Yds	TD	No.	Yds
A-31 Eastern Washington	W	47-14	65,709	13	—	27	43	200	2	38-28-0	370	4	71	570	16	30	63	1	35-21-0	211	1	65	274
S-7 California	L	19-20	66,327	14	—	23	46	186	1	30-18-1	162	0	76	348	20	38	192	2	18-11-0	111	0	56	303
S-14 Hawai'i	W	52-20	67,589	23	—	22	31	190	4	26-19-0	260	3	57	450	25	24	141	2	47-26-3	254	1	71	395
S-21 at BYU	W	45-19	62,117	22	—	27	39	187	1	28-24-1	290	3	67	477	21	27	79	1	42-26-1	277	1	69	356
S-28 USC	W	28-14	66,975	17	21	16	35	193	3	26-16-0	180	0	61	373	18	33	212	1	32-19-3	163	1	65	375
O-5 at Stanford	L	13-23	33,225	15	—	15	22	88	0	26-16-1	206	1	48	294	24	43	189	1	31-21-1	293	1	74	482
O-12 at Arizona	W	51-27	47,933	—	—	18	45	207	3	22-15-0	243	2	67	450	18	39	151	2	33-16-1	209	1	72	360
O-19 Oregon	L	31-35	70,867	25	12	20	34	125	1	30-23-0	289	3	64	414	26	38	154	1	39-24-0	280	4	77	434
N-2 Utah	L	28-33	69,270	—	9	21	22	53	0	52-29-2	316	4	74	369	19	44	115	2	24-19-0	284	1	68	399
N-8 at Oregon State	W	19-7	34,244	—	—	20	48	245	2	33-16-2	175	0	81	420	6	22	31	0	28-19-1	88	0	50	119
N-23 at Colorado	L	14-20	44,618	—	—	17	32	32	1	35-21-1	206	1	67	238	23	41	207	1	28-17-0	223	1	69	430
N-29 Washington State	W	31-13	70,931	—	—	16	29	98	3	22-15-0	244	1	51	342	27	20	31	1	62-48-2	308	0	82	339

MITSUBISHI MOTORS LAS VEGAS BOWL

D-21 vs. Boise State (N)	W	38-7	34,197	—	19	22	35	118	3	33-22-0	223	2	68	341	16	22	78	0	37-21-2	188	1	59	266
		416-252	734,002																				

N - Sam Boyd Stadium, Las Vegas, Nev.

#13 in preseason poll

2020

Coach: Jimmy Lake • **Captains:** Jaxson Kirkland, Elijah Molden, Cade Otton, Keith Taylor • **Record:** 3-1 • **Pacific-12 Conference:** 3-1 (1st in North Division)

	Result	Att.	Rank		UW	Rushing			Passing			Tot No.	Off. Yds	Opp FD	Opp Rushing			Opp Passing			Opp Total Off		
			UW	Opp		FD	Att	Yds	TD	A-C-I	Yds				TD	Att	Yds	TD	A-C-I	Yds	TD	No.	Yds
N-14 Oregon State	W	27-21	294	—	—	24	51	267	3	24-14-0	141	0	75	408	16	34	167	2	24-11-1	85	0	58	252
N-21 Arizona	W	44-27	253	—	—	24	45	233	4	26-16-0	239	2	71	472	22	26	72	1	39-27-0	259	3	65	331
N-28 Utah	W	24-21	259	23	—	20	26	88	1	38-23-3	272	2	64	360	19	42	215	2	23-16-2	144	1	65	359
D-5 Stanford	L	26-31	278	—	—	19	34	117	3	23-14-0	254	0	57	371	23	40	191	3	31-20-0	252	1	71	443
		121-100	1,084																				

Note - Washington had several scheduled games canceled due to COVID-19 affecting one team or the other: Nov. 7 at Cal, Nov. 27 at WSU (replaced by Utah on Nov. 28) and Dec. 12 at Oregon. UW also qualified for the Pac-12 Championship Game at USC (Dec. 18), but was unable to play due to COVID-19 concerns. No fans were allowed to attend any game. Attendance totals are based on credentialed staff and press.

2021

Coach: Jimmy Lake • **Captains:** game captains • **Record:** 4-8 • **Pacific-12 Conference:** 3-6 (5th in North Division)

	Result	Rank	Att.	UW	Opp	FD	Rushing			Passing			Tot No.	Off. Yds	Opp FD	Opp Rushing			Opp Passing			Opp Total Off			
							Att	Yds	TD	A-C-I	Yds	TD				Att	Yds	TD	A-C-I	Yds	TD	No.	Yds		
S-4	Montana	L	7-13	64,053	21	—	21	27	65	1	46-27-3	226	0	73	291	10	34	127	1	23-12-0	105	0	57	232	
S-11	at Michigan	L	10-31	108,345	—	—	19	32	50	0	37-20-0	293	1	69	343	20	56	343	4	15-7-0	44	0	71	387	
S-18	Arkansas State	W	52-3	58,772	—	—	30	39	200	3	44-25-2	398	3	83	498	15	23	55	0	49-22-1	220	0	72	275	
S-25	California (OT)	W	31-24	60,104	—	—	19	30	92	2	32-19-0	234	2	62	326	21	37	139	1	42-30-2	319	2	79	458	
O-2	at Oregon State	L	24-27	33,733	—	—	15	35	176	2	26-17-1	142	1	61	318	18	50	242	3	15-7-1	58	0	65	290	
O-16	UCLA	L	17-24	62,266	—	—	19	31	83	1	30-20-2	184	1	61	267	22	40	237	1	27-21-0	183	2	67	420	
O-22	at Arizona	W	21-16	30,880	—	—	16	38	88	1	22-13-0	217	2	60	305	15	40	218	1	21-13-2	62	0	61	280	
O-30	at Stanford	W	20-13	28,014	—	—	21	42	229	0	25-17-0	146	1	67	375	17	28	67	1	32-21-2	190	0	60	261	
N-6	Oregon	L	16-26	63,193	—	7	7	24	55	2	27-15-1	111	0	51	166	22	56	329	2	20-10-1	98	1	76	427	
N-13	Arizona State	L	30-35	57,858	—	—	17	30	95	3	33-19-1	171	1	63	266	24	57	286	3	16-10-1	90	1	73	376	
N-20	at Colorado	L	17-20	41,284	—	—	22	28	38	0	56-34-2	388	2	84	426	9	27	77	1	25-14-0	112	0	52	183	
N-26	Washington State	L	13-40	68,077	—	—	11	14	10	1	31-17-4	190	1	45	200	26	41	209	3	32-27-0	245	0	73	454	
			258-272	676,579																					

2022

Coach: Kalen DeBoer • **Captains:** Cam Bright, Alex Cook, Jaxson Kirkland, Jeremiah Martin, Michael Penix Jr., Wayne Taulapapa • **Record:** 10-2 • **Pacific-12 Conference:** 7-2 (t-2nd)

	Result	Rank	Att.	UW	Opp	FD	Rushing			Passing			Tot No.	Off. Yds	Opp FD	Opp Rushing			Opp Passing			Opp Total Off		
							Att	Yds	TD	A-C-I	Yds	TD				Att	Yds	TD	A-C-I	Yds	TD	No.	Yds	
S-3	Kent State	W	45-20	56,112	—	—	29	34	132	2	44-29-0	393	4	78	525	19	39	147	1	29-14-3	193	1	68	340
S-10	Portland State	W	52-6	57,518	—	—	32	40	241	5	33-23-1	376	2	73	617	12	31	81	0	20-7-0	50	0	51	131
S-17	Michigan State	W	39-28	68,161	—	11	24	36	106	1	40-24-0	397	4	76	503	21	29	42	1	42-30-1	323	3	71	365
S-24	Stanford	W	40-22	65,438	18	—	23	32	169	2	37-22-0	309	2	69	478	18	36	86	0	26-17-1	286	3	63	372
S-30	at UCLA	L	32-40	41,343	15	—	24	23	65	0	49-33-2	345	4	72	410	27	39	184	2	33-24-0	315	3	72	499
O-8	at Arizona State	L	38-45	39,244	21	—	32	33	134	5	54-34-1	324	0	87	458	23	32	156	2	30-22-1	241	3	62	397
O-15	Arizona	W	49-39	63,189	—	—	31	29	79	3	44-36-0	516	4	73	595	31	33	126	1	35-35-0	400	4	68	526
O-22	at California	W	28-21	34,601	—	—	28	32	102	1	51-36-0	374	2	83	476	18	31	61	0	34-21-0	245	3	65	306
N-4	at Oregon State	W	24-21	62,142	—	24	24	24	100	2	52-30-1	298	1	76	398	18	40	175	2	19-12-0	87	0	59	262
N-12	at Oregon	W	37-34	58,756	24	6	23	22	114	2	35-26-1	408	2	57	522	32	51	312	2	28-19-0	280	2	79	592
N-19	Colorado	W	54-7	67,969	15	—	29	43	280	5	38-23-1	295	2	81	575	10	33	79	0	22-7-1	123	1	55	202
N-26	at Washington State	W	51-33	33,152	12	—	30	24	218	4	53-25-1	485	3	67	703	28	36	75	2	53-34-0	358	2	89	433

VALERO ALAMO BOWL

D-29	vs. Texas (N)	W	27-20	62,730	12	20	25	28	152	1	55-32-1	287	2	83	445	19	18	51	1	47-31-0	369	1	65	420
			516-336	710,355																				

N - Alamdome, San Antonio, Texas
 #20 in Nov. 28 poll; #12 in Dec. 5 poll; #8 in final, postseason poll

2023

Coach: Kalen DeBoer • **Captains:** Rome Odunze, Michael Penix Jr., Bralen Trice, Edefuan Ulofoshio • **Record:** 14-1 • **Pacific-12 Conference:** 9-0 (1st)

	Result	Rank	Att.	UW	Opp	FD	Rushing			Passing			Tot No.	Off. Yds	Opp FD	Opp Rushing			Opp Passing			Opp Total Off		
							Att	Yds	TD	A-C-I	Yds	TD				Att	Yds	TD	A-C-I	Yds	TD	No.	Yds	
S-2	Boise State	W	56-19	67,475	10	—	22	19	78	2	42-31-0	490	6	61	568	21	28	138	1	47-22-2	264	1	75	402
S-9	Tulsa	W	46-10	63,128	8	—	31	22	109	3	40-30-1	454	3	62	563	22	40	168	1	32-18-1	150	1	72	318
S-16	at Michigan State	W	41-7	70,529	8	—	29	33	177	1	39-29-1	536	4	72	713	15	27	53	0	35-14-1	208	0	62	261
S-23	California	W	59-32	69,107	8	—	23	30	140	2	32-23-1	378	4	62	529	28	35	139	2	46-27-3	363	3	81	502
S-30	at Arizona	W	31-24	50,800	7	—	27	26	111	4	40-30-0	363	0	66	474	27	31	110	0	39-27-1	232	3	70	342
O-14	Oregon	W	36-33	71,321	7	8	24	23	99	1	38-23-1	316	4	61	415	32	40	204	2	44-33-0	337	2	84	541
O-21	Arizona State	W	15-7	68,379	5	—	17	13	13	0	42-27-2	275	0	55	288	20	31	145	1	47-26-1	196	0	78	341
O-28	at Stanford	W	42-33	24,380	5	—	23	27	91	2	37-21-1	369	4	64	460	26	35	128	3	49-31-0	367	1	84	495
N-4	at USC	W	52-42	72,243	5	24	27	42	316	5	30-22-1	256	2	72	572	24	27	203	3	36-27-0	312	3	63	515
N-11	Utah	W	35-28	70,976	5	13	27	33	125	2	42-24-0	332	2	75	457	17	27	115	2	30-17-2	267	2	57	382
N-18	at Oregon State	W	22-20	38,415	5	10	14	25	110	1	28-13-0	162	2	53	272	22	40	148	2	33-16-2	169	0	73	317
N-25	Washington State	W	24-21	71,312	4	—	17	30	102	1	33-18-1	204	2	63	306	22	27	64	0	49-32-2	317	3	76	381
D-1	vs. Oregon (N1)	W	34-31	61,195	3	5	26	37	157	2	41-29-1	324	2	78	363	17	20	124	1	34-21-1	239	3	54	363

ALLSTATE SUGAR BOWL – College Football Playoff Semifinal

J-1	vs. Texas (N2)	W	37-31	68,791	2	3	25	31	105	2	39-29-0	430	2	70	535	23	28	180	3	43-24-0	318	1	71	498
-----	----------------	---	-------	--------	---	---	----	----	-----	---	---------	-----	---	----	-----	----	----	-----	---	---------	-----	---	----	-----

COLLEGE FOOTBALL PLAYOFF CHAMPIONSHIP GAME

J-8	vs. Michigan (N3)	L	13-34	72,808	2	1	17	20	46	0	51-27-2	255	1	71	301	16	38	303	4	19-10-0	140	0	57	443
			540-372	930,858																				

N1 - Allegiant Stadium, Las Vegas, Nev. N2 - Caeser's Superdome, New Orleans, La. N3 - NRG Stadium, Houston, Texas

All-Time Series Results

Aberdeen H.S. (1-0)

* 1914W.....33.....6

Air Force (2-6)

1963 10-NR L 7 10
 * 1964 7-NR L 2 3
 * 1966 L 0 10
 1967 W 30 7
 * 1980 19-NR W 50 7
 OHB 1998 NR-16 L 25 45
 * 1999 L 21 31
 QF 2005 L 17 20

Alabama (0-5)

RB 1926 L 19 20
 1975 NR-7 L 0 52
 * 1978 NR-8 L 17 20
 SB 1986 12-13 L 6 28
 PeB 2016 4-1 L 7 24

All Navy (1-0)

* 1913W.....23.....7

All Seattle (1-0-1)

* 1899T.....5.....5
 * 1902W.....12.....0

Arizona (26-11-1)

* 1978 20-NR W 31 21
 * 1980 W 45 22
 1982 1-NR W 23 13
 1983 20-NR W 23 22
 * 1984 1-NR W 28 12
 1987 T 21 21
 * 1988 L 13 16
 1989 11-23 L 17 20
 * 1990 7-23 W 54 10
 * 1991 3-NR W 54 0
 1992 1-12 L 3 16
 1995 20-NR W 31 17
 * 1996 24-NR W 31 17
 1997 10-NR W 58 28
 * 1998 20-14 L 28 31
 1999 W 33 25
 * 2000 8-NR W 35 32
 * 2001 15-NR W 31 28
 * 2002 22-NR W 32 28
 2003 L 22 27
 * 2004 L 13 23
 2005 W 38 14
 2006 W 21 10
 * 2007 L 41 48
 2008 L 14 48
 * 2009 W 36 33
 2010 NR-15 L 14 44
 * 2011 W 42 31
 2012 L 17 52
 * 2013 16-NR W 31 13
 2014 NR-17 L 26 27
 * 2015 W 49 3
 2016 9-NR W (ot) 35 28
 2019 W 51 27
 * 2020 W 44 27
 2021 W 21 16
 * 2022 W 49 29
 2023 7-NR W 31 24

Arizona State (18-21)

1975 L 12 35
 * 1978 NR-12 W 41 7
 1979 6-NR W+ 7 12
 * 1980 W 25 0
 * 1981 12-NR L 7 26
 1982 7-3 W 17 13
 1985 L 7 36
 1986 6-7 L 21 34
 * 1987 NR-13 W 27 14
 1988 19-NR W 10 0
 * 1989 L 32 34
 1990 17-NR W 42 14
 * 1991 3-NR W 44 16
 1992 2-NR W 31 7
 1993 19-NR L 17 32
 * 1994 9-NR W 35 14
 * 1995 22-NR W 23 20
 1996 NR-20 L 42 45
 * 1997 10-25 W 26 14
 1998 18-8 W 42 38

* 1999 L 7 28
 2000 11-NR W 21 15
 2001 13-NR W 33 31
 2002 NR-23 L 16 27
 2005 L 20 44
 * 2006 L (ot) 23 26
 2007 NR-14 L 20 44
 * 2008 L 19 39
 2009 L 17 24
 * 2010 L 14 24
 2013 20-NR L 24 53
 * 2014 NR-14 L 10 24
 2015 L 17 27
 * 2016 7-NR W 44 18
 2017 5-NR L 7 13
 * 2018 10-NR W 27 20
 2021 L 30 35
 2022 21-NR L 38 45
 * 2023 5-NR W 15 7

+ Forfeit victory

Arkansas State (1-0)

* 2021W.....52.....3

Army (2-0)

* 1988 17-NR W 31 17
 * 1995 22-NR W 21 13

Auburn (0-1)

20186-9.....L.....16.....21

Ballard Meteors (2-0)

* 1915W.....31.....0
 * 1916W.....28.....0

Baylor (1-4)

1954 L 7 34
 * 1955 12-NR L 7 13
 * 1964 7-NR W 35 14
 1965 L 14 17
 ALA 2011 NR-15 L 56 67

Boise State (4-2)

LVB * 2007 NR-22 W 24 10
 2012 NR-20 L 26 28
 * 2013 NR-19 W 38 6
 2015 NR-23 L 13 16
 LVB 2019 NR-18 W 38 7
 * 2023 10-NR W 56 19

Bowling Green (1-0)

* 19869-NR.....W.....48.....0

Bremerton Sailors (2-0)

* 1912W.....55.....0
 * 1916W.....62.....0

Brigham Young (7-4)

1985 NR-16 L 3 31
 * 1986 7-11 W 52 21
 * 1996 NR-14 W 29 17
 1997 4-19 W 42 20
 * 1998 9-NR W 20 10
 1999 L 28 35
 * 2008 NR-15 L 27 28
 2010 L 17 23
 FH 2013 W 31 16
 * 2018 11-20 W 35 7
 2019 22-NR W 45 10

California (58-41-4)

* 1904T.....6.....6
 1915 W 72 0
 * 1915 W 13 7
 1916 W 13 3
 * 1916 W 14 7
 1917 L 0 27
 * 1919 W 7 0
 1921 L 3 72
 * 1922 L 7 45
 1923 L 0 9
 * 1924 T 7 7
 1925 W 7 0
 * 1926 W 13 7
 1927 W 6 0
 * 1928 L 0 6
 1929 L 0 7
 * 1930W.....13.....0

1931 L 0 13
 * 1932 L 6 7
 1933 L 0 33
 * 1934 W 13 7
 1935 L 0 14
 * 1936 8-NR W 13 0
 1937 NR-1 T 0 0
 * 1938 NR-3 L 7 14
 1939 W 13 6
 * 1940 16-NR W 7 6
 1941 W 13 6
 * 1942 L 6 19
 1944 W 33 7
 1945 L 14 27
 * 1946 W 20 6
 1947 NR-12 L 7 13
 * 1948 NR-4 L 0 21
 1949 NR-5 L 7 21
 * 1950 12-6 L 7 14
 1951 L 28 37
 * 1952 W 22 7
 1953 L 25 53
 * 1954 L 6 27
 1955 L 6 20
 * 1956 L 7 16
 1957 W 35 27
 * 1958 L 7 12
 1959 13-NR W 20 0
 * 1960 6-NR W 27 7
 1961 L 14 21
 * 1962 W 27 0
 1963 W 39 26
 * 1964 W 21 16
 1965 L 12 16
 * 1966 L 20 24
 1967 W 23 6
 * 1968 NR-8 T 7 7
 1969 L 13 44
 * 1970 L 28 31
 1971 20-NR W 30 7
 * 1972 W 35 21
 1973 L 49 54
 * 1974 NR-18 L 26 52
 1975 NR-18 L 24 27
 * 1976 L 0 7
 1977 W 50 31
 1979 16-NR W 28 24
 1981 W 27 26
 * 1982 1-NR W 50 7
 * 1984 1-NR W 44 14
 1985 W 28 12
 * 1986 12-NR W 50 18
 * 1988 W 28 27
 1989 W 29 16
 * 1990 7-NR W 46 7
 1991 3-7 W 24 17
 * 1992 1-24 W 35 16
 1993 13-16 W 24 23
 * 1994 22-NR W 31 19
 1997 10-NR W 30 3
 * 1998 W 21 13
 1999 W 31 27
 * 2000 9-NR W 36 24
 2001 13-NR W 31 28
 * 2002 12-NR L 27 34
 2003 L 7 54
 * 2004 NR-5 L 12 42
 * 2005 NR-16 L 17 56
 2006 NR-11 L (ot) 24 31
 * 2007 W 37 23
 2008 L 7 48
 * 2009 NR-19 W 42 10
 2010 W 16 13
 * 2011 W 31 23
 2012 W 21 13
 * 2013 W 41 17
 2014 W 31 7
 * 2015 L 24 30
 2016 4-NR W 66 27
 * 2017 6-NR W 38 7
 2018 15-NR L 10 12
 * 2019 14-NR L 19 20
 * 2021 W (ot) 31 24
 2022 W 28 21
 * 2023 8-NR W 59 32

UC Santa Barbara (1-0)

* 1971W.....65.....7

Chemawa Indians (2-0)

* 1905W.....11.....6
 * 1907W.....40.....0

Chicago (0-1)

1929L.....6.....26

Cincinnati (1-0)

* 1974W.....21.....17

Col. of Puget Sound (13-0)

* 1910W.....51.....0
 * 1911W.....35.....0
 * 1912W.....53.....0
 1923W.....24.....0
 1924W.....96.....0
 1925W.....80.....7
 * 1926W.....33.....0
 1927W.....40.....0
 1928W.....40.....0
 1929W.....73.....0
 * 1930W.....60.....0
 1933W.....14.....6
 * 1934W.....34.....0

Colorado (13-7-1)

* 1915W.....46.....0
 * 1953L.....20.....21
 * 1957T.....6.....6
 1959W.....21.....12
 * 1976L.....7.....21
 FB 1985W.....20.....17
 * 1989 21-5 L 28 45
 1990 12-20 L 14 20
 HB 1996 13-8 L 21 33
 * 1999 W 31 24
 2000 9-NR W 17 14
 * 2011 W 52 24
 2012 W 38 3
 * 2013 W 59 7
 2014 W 38 23
 P12 2016 4-9 W 41 10
 2017 7-NR W 37 10
 * 2018 15-NR W 27 13
 2019 L 14 20
 2021 L 17 20
 * 2022 15-NR W 54 7

Dartmouth (0-1)

* 1920L.....7.....28

Duke (1-1)

* 1972 12-NR W 14 6
 1973L.....21.....23

East Carolina (1-0)

* 199316-NR.....W.....35.....0

Eastern Col. Alumni (0-1)

* 1889L.....0.....20

Eastern Washington (3-0)

* 2011W.....30.....27
 * 2014W.....59.....52
 * 201913-NR.....W.....47.....14

Everett Ath. Club (1-0)

1899W.....33.....0

Everett H.S. (1-0)

* 1912W.....55.....0
 * 1913W.....26.....0

Florida (1-0)

FB 1989W.....34.....7

Fort Worden (1-0)

* 1911W.....99.....0

Fourth Air Force (0-1)

* 1944NR-9.....L.....0.....28

Fresno State (3-1)
 * 1979 9-NR W 49 14
 * 2004 L 16 35
 * 2006 W 21 20
 * 2017 6-NR W 48 16

Georgia State (1-0)
 * 2014 W 45 14

Gonzaga (3-0)
 1915 W 21 7
 * 1932 W 19 7
 * 1933 W 13 0

Hawai'i (4-2)
 PB 1938 W 53 13
 * 1973 L 7 10
 2007 NR-11 L 28 35
 * 2011 W 40 32
 2014 25-NR W 17 16
 * 2019 23-NR W 52 20

Hawai'i Townies (1-0)
 1938 W 35 6

Houston (2-0)
 * 1984 9-NR W 35 7
 1985 W 29 12

Idaho (36-2-2)
 SP 1900 L 6 12
 * 1901 W 10 0
 * 1903 W 5 0
 * 1904 W 12 10
 1905 L 0 8
 * 1906 W 16 9
 * 1907 T 0 0
 SP 1909 W 50 0
 * 1910 W 29 0
 SP 1911 W 17 0
 * 1912 W 24 0
 * 1922 W 2 0
 * 1926 W 26 0
 * 1930 W 27 0
 * 1931 W 38 7
 * 1933 W 32 6
 * 1934 W 13 0
 * 1935 W 14 0
 * 1936 W 22 0
 * 1937 W 21 7
 * 1938 T 12 12
 * 1940 W 21 0
 * 1945 W 12 0
 * 1948 W 34 7
 * 1952 W 39 14
 * 1955 W 14 7
 * 1956 W 53 21
 * 1959 W 23 0
 * 1960 3-NR W 41 12
 * 1965 W 14 9
 * 1966 W 19 7
 * 1968 W 37 7
 * 1973 W 41 14
 * 2000 14-NR W 44 20
 * 2001 13-NR W 53 3
 * 2002 13-NR W 41 27
 * 2003 19-NR W 45 14
 * 2005 W 34 6
 * 2009 W 42 23
 * 2016 8-NR W 59 14

Idaho State (1-0)
 2013 17-NR W 56 0

Illinois (7-4)
 1950 10-NR L 13 20
 * 1951 20-8 L 20 27
 1952 NR-13 L 14 48
 * 1956 NR-13 W 28 13
 1961 W 20 7
 * 1962 W 28 7
 RB 1964 NR-3 L 7 17
 1971 15-NR W 52 14
 * 1972 14-NR W 31 11
 CHI 2013 19-NR W 34 24
 * 2014 W 44 19

Indiana (1-2)
 * 1976 L 13 20
 1978 15-NR L 7 14
 * 2003 22-NR W 38 13

Iowa (3-3)
 * 1937 W 14 0
 * 1963 L 7 17
 1964 10-NR L 18 28
 RB 1982 12-13 W 28 0
 RB 1991 8-17 W 46 34
 SB 1995 20-NR L 18 38

Iowa State (1-0)
 * 1974 W 31 28

Kansas (1-0)
 * 1978 18-NR W 31 2

Kansas State (4-1)
 * 1950 W 33 7
 * 1962 8-NR W 41 0
 * 1981 15-NR W 20 3
 * 1991 4-NR W 56 3
 HB 1999 NR-7 L 20 24

Kent State (1-0)
 * 2022 W 45 20

Lincoln H.S. (4-0)
 * 1908 W 22 0
 * 1909 W 20 0
 * 1910 W 20 0
 * 1911 W 42 0

LSU (0-3)
 1983 9-NR L 14 40
 * 2009 NR-11 L 23 31
 2012 NR-3 L 3 41

March Field Flyers (1-0)
 * 1943 NR-14 W 27 7

Maryland (1-0)
 AB 1982 9-16 W 21 20

Miami (Fla.) (2-1)
 1994 17-6 W 38 20
 * 2000 15-4 W 34 29
 2001 12-1 L 7 65

Miami (Ohio) (1-0)
 * 1984 6-NR W 53 7

Michigan (5-9)
 1953 L 0 50
 * 1954 L 0 14
 1969 NR-20 L 7 45
 * 1970 NR-10 L 3 17
 RB 1978 13-4 W 27 20
 RB 1981 16-5 L 6 23
 * 1983 16-8 W 25 24
 1984 16-3 W 20 11
 RB 1992 2-4 W 34 14
 RB 1993 9-7 L 31 38
 * 2001 15-11 W 23 18
 2002 11-13 L 29 31
 2021 L 10 31
 2024 2-1 L 13 34

Michigan State (4-1)
 1969 NR-12 L 11 27
 * 1970 W 42 16
 AB 1997 21-25 W 51 23
 * 2022 NR-11 W 39 28
 2023 8-NR W 41 7

Minnesota (7-10)
 * 1936 L 7 14
 1938 L 0 15
 1940 L 14 19
 * 1941 L 6 14
 1947 L 6 7
 * 1948 L 0 20
 1949 L 20 48
 * 1950 NR-18 W 28 13
 1951 8-NR W 25 20
 * 1952 W 19 13
 1955 W 30 0
 * 1956 L 14 34
 1957 NR-6 L 7 46
 * 1958 W 24 21

RB 1961 6-1 W 17 7
 * 1976 W 38 7
 1977 L 17 19

Mississippi State (0-1)
 * 1977 NR-16 L 18 27

Montana (16-2-1)
 * 1920 L 14 18
 * 1921 W 28 7
 * 1922 W 26 0
 * 1923 W 26 14
 * 1924 W 52 7
 * 1925 W 30 10
 1927 W 32 0
 * 1928 W 25 0
 * 1929 T 6 6
 * 1930 W 27 0
 * 1931 W 25 0
 * 1932 W 26 13
 * 1935 W 33 7
 * 1939 W 9 0
 * 1941 W 21 0
 * 1942 W 35 0
 * 1946 W 21 0
 * 1951 8-NR W 58 7
 * 2017 7-NR W 63 7
 * 2021 21-NR L 7 13

Multnomah A.C. (1-5)
 1893 L 0 30
 1896 L 0 10
 * 1901 L 6 17
 * 1902 L 0 7
 1903 L 0 6
 1907 W 10 0

Navy (3-2-1)
 RB 1924 T 14 14
 * 1960 3-17 L 14 15
 * 1970 W 56 7
 * 1975 W 14 13
 * 1980 18-NR L 10 24
 * 1983 18-NR W 27 10

Navy Pre-Flight (0-0-1)
 * 1942 T 0 0

Nebraska (4-5-1)
 1925 T 6 6
 * 1926 W 10 6
 * 1967 L 7 17
 1991 4-9 W 36 21
 * 1992 2-12 W 29 14
 * 1997 2-7 L 14 27
 1998 9-2 L 7 55
 * 2010 NR-8 L 21 56
 HB 2010 NR-17 W 19 7
 2011 NR-11 L 38 51

Nevada (1-1)
 * 1903 W 2 0
 * 2003 L 17 28

Ninth Army Corps (1-0)
 * 1921 W 24 7

North Dakota (1-0)
 * 2018 9-NR W 45 3

Northwestern (3-0)
 * 1980 16-NR W 45 7
 1983 19-NR W 34 0
 * 1984 19-NR W 26 0

Notre Dame (0-8)
 1948 NR-2 L 0 46
 * 1949 L 7 27
 * 1995 15-23 L 21 29
 1996 16-11 L 20 54
 2004 L 3 38
 * 2005 NR-16 L 17 36
 * 2008 L 7 33
 2009 L (ot) 30 37

Ohio State (3-9)
 * 1957 L 7 35
 1958 L 7 12
 * 1965 L 21 23
 1966 W 38 22
 * 1969 NR-1 L 14 41
 * 1986 17-10 W 40 7
 1993 12-16 L 12 21
 * 1994 25-18 W 25 16

1995 18-10 L 20 30
 2003 17-2 L 9 28
 * 2007 NR-10 L 14 33
 RB 2018 9-5 L 23 28

Oklahoma (1-2)
 OB 1985 4-2 W 28 17
 2006 NR-15 L 20 37
 * 2008 NR-3 L 14 55

Oklahoma State (1-2)
 1980 W 24 18
 * 1985 12-16 L 17 31
 CB 2014 L 22 30

Oregon (63-48-5)
 1900 L 0 43
 * 1903 W 6 5
 1904 L 0 18
 1905 T 12 12
 1906 L 6 16
 1907 L 0 6
 1908 W 15 0
 * 1909 W 20 6
 PO 1911 W 29 3
 * 1912 W 30 14
 PO 1913 W 10 7
 * 1914 W 10 0
 1916 T 0 0
 1918 L 0 7
 * 1919 L 13 24
 1920 L 0 17
 * 1922 T 3 3
 * 1923 W 26 7
 1924 L 3 7
 * 1925 W 15 14
 PO 1926 W 23 9
 * 1927 W 7 0
 PO 1928 L 0 27
 * 1929 L 0 14
 PO 1930 L 0 7
 * 1931 L 0 13
 PO 1932 T 0 0
 * 1933 L 0 6
 PO 1934 W 16 6
 * 1935 L 6 7
 PO 1936 4-NR W 7 0
 * 1937 W 14 0
 PO 1938 L 0 3
 * 1939 W 20 13
 PO 1940 W 10 0
 * 1941 L 16 19
 PO 1942 W 15 7
 * 1945 W 20 6
 PO 1945 18-NR W 7 0
 * 1946 W 16 0
 PO 1947 L 0 6
 * 1948 NR-16 L 7 13
 PO 1949 W 28 27
 * 1950 17-NR W 27 12
 PO 1951 W 63 6
 * 1952 W 49 0
 PO 1953 W 14 6
 * 1954 L 7 26
 PO 1955 19-NR W 19 7
 * 1956 W 20 7
 1957 W 13 6
 * 1958 W 6 0
 1959 NR-11 W 13 12
 * 1960 9-NR W 7 6
 1961 L 6 7
 * 1962 8-NR T 21 21
 1963 W 26 19
 * 1964 L 0 7
 1965 W 24 20
 * 1966 W 10 7
 1967 W 36 0
 * 1968 L 0 3
 1969 L 7 22
 * 1970 NR-16 W 25 23
 1971 18-NR L 21 23
 * 1972 11-NR W 23 17
 1973 L 0 58
 * 1974 W 66 0
 1975 W 27 17
 * 1976 W 14 7
 1977 W 54 0
 * 1978 W 20 14
 1979 12-NR W 21 17
 * 1980 13-NR L 10 34

SP	1960	5-NR	W	8	7
*	1961		W	21	17
SP	1962		W	26	21
*	1963		W	16	0
SP	1964		W	14	0
*	1965		W	27	9
SP	1966		W	19	7
*	1967		L	7	9
SP	1968		L	0	24
*	1969		W	30	21
SP	1970		W	43	25
*	1971		W	28	20
SP	1972	17-20	L	10	27
*	1973		L	26	52
SP	1974		W	24	17
*	1975		W	28	27
SP	1976		W	51	32
*	1977	19-NR	W	35	15
SP	1978		W	38	8
*	1979	16-NR	W	17	7
SP	1980	16-NR	W	30	23
*	1981	17-14	W	23	10
*	1982	5-NR	L	20	24
*	1983	15-NR	L	6	17
*	1984	8-NR	W	38	29
*	1985		L	20	21
*	1986	12-NR	W	44	23
*	1987		W	34	19
*	1988		L	31	32
*	1989		W	20	9
*	1990	10-NR	W	55	10
*	1991	2-NR	W	56	21
*	1992	5-NR	L	23	42
*	1993		W	26	3
*	1994	18-NR	L	6	23
*	1995	22-NR	W	33	30
*	1996	12-NR	W (ot)	31	24
*	1997	17-11	L	35	41
*	1998		W	16	9
*	1999		W	24	14
*	2000	6-NR	W	51	3
*	2001	16-9	W	26	14
*	2002	NR-3	W (3ot)	29	26
*	2003	NR-8	W	27	19
*	2004		L	25	28
*	2005		L	22	26
*	2006		W	35	32
*	2007		L	28	35
*	2008		L (2ot)	13	16
*	2009		W	30	0
*	2010		W	35	28
CL	2011		W	38	21
*	2012		L (ot)	28	31
*	2013		W	27	17
*	2014		W	31	13
*	2015	NR-23	W	45	10
*	2016	6-23	W	45	17
*	2017	15-14	W	41	14
*	2018	16-7	W	28	15
*	2019		W	31	13
*	2021		L	13	40
*	2022	12-NR	W	51	33
*	2023	4-NR	W	24	21
West Seattle A.C. (3-0)					
*	1924		W	32	0
*	1925		W	56	0
*	1932		W	66	0
Whitman (28-2-3)					
	1894		W	46	0
*	1899		W	6	5
	1900		T	11	11
*	1901		L	0	10
*	1902		W	11	5
*	1903		W	35	0
*	1904		W	33	0
*	1905		T	6	6
*	1906		T	0	0
*	1907		L	8	12
*	1908		W	6	0
*	1909		W	17	0
*	1910		W	12	8
*	1913		W	40	6
*	1914		W	28	7
*	1915		W	27	0

*	1916		W	37	6
*	1917		W	14	6
*	1920		W	33	14
*	1921		W	7	0
*	1923		W	19	0
*	1924		W	55	0
*	1925		W	64	2
*	1926		W	44	0
*	1927		W	61	7
*	1928		W	7	0
*	1929		W	47	0
*	1930		W	48	0
*	1931		W	77	0
*	1932		W	33	7
*	1943		W	35	6
*	1944		W	65	6
	1944		W	71	0

Whitworth (5-0)					
TA	1905		W	10	4
*	1906		W	8	0
TA	1907		W	5	0
*	1908		W	24	4
*	1913		W	100	0

Willamette (9-0-1)					
*	1906		T	0	0
	1907		W	21	0
*	1923		W	54	0
*	1924		W	57	0
*	1925		W	108	0
*	1926		W	28	0
*	1927		W	32	6
*	1928		W	26	0
*	1944		W	71	0
	1944		W	40	6

Wilson Business College (1-0)					
*	1899		W	11	0

Wisconsin (4-0)					
RB	1960	8-6	W	44	8
*	1967		W	17	0
	1968		W	21	17
*	1992	2-NR	W	27	10

Wyoming (2-0)					
*	1979	15-NR	W	38	2
*	2002	13-NR	W	38	7

KEY — * indicates a UW home game; Numbers following season and before result indicate AP rankings for both teams coming into game. UW is listed first.

- AB — Aloha Bowl, Honolulu
- AL — Albany, Ore.
- ALA — Alamo Bowl, San Antonio
- CB — Cactus Bowl, Tempe, Ariz.
- CFP — CFP Championship Game, Houston, Texas
- CHI — Soldier Field, Chicago
- CL — CenturyLink Field, Seattle
- FiB — Fiesta Bowl, Glendale, Ariz.
- FB — Freedom Bowl, Anaheim, Calif.
- FH — Fight Hunger Bowl, San Francisco
- HB — Holiday Bowl, San Diego
- HD — Heart of Dallas Bowl, Dallas
- IB — Independence Bowl, Shreveport, La.
- LVB — Las Vegas Bowl, Las Vegas
- OB — Orange Bowl, Miami
- OHB — Oahu Bowl, Honolulu
- P12 — Pac-12 Championship Game
- PB — Pineapple Bowl, Honolulu
- PeB — Peach Bowl, Atlanta, Ga.
- RB — Rose Bowl, Pasadena, Calif.
- QF — Qwest Field (now CenturyLink Field), Seattle
- SB — Sun Bowl, El Paso, Texas
- SB — Sugar Bowl, New Orleans, La.
- SF — San Francisco
- SP — Spokane
- TA — Tacoma
- WS — West Seattle

Washington Bowl History

Date	Bowl	Site	Opponent	W/L	UW	OPP	Attendance
Jan. 1, 1924	Rose	Pasadena, Calif.	Navy	T	14	14	40,000
Jan. 1, 1926	Rose	Pasadena, Calif.	Alabama	L	19	20	45,000
Jan. 1, 1937	Rose	Pasadena, Calif.	Pittsburgh	L	0	21	87,196
Jan. 1, 1938	Pineapple	Honolulu, Hawai'i	Hawai'i	W	53	13	13,500
Jan. 1, 1944*	Rose	Pasadena, Calif.	USC	L	0	29	68,000
Jan. 1, 1960	Rose	Pasadena, Calif.	Wisconsin	W	44	8	100,809
Jan. 2, 1961	Rose	Pasadena, Calif.	Minnesota	W	17	7	97,314
Jan. 1, 1964	Rose	Pasadena, Calif.	Illinois	L	7	17	96,957
Jan. 2, 1978	Rose	Pasadena, Calif.	Michigan	W	27	20	105,312
Dec. 22, 1979	Sun	El Paso, Texas	Texas	W	14	7	33,412
Jan. 1, 1981	Rose	Pasadena, Calif.	Michigan	L	6	23	104,863
Jan. 1, 1982	Rose	Pasadena, Calif.	Iowa	W	28	0	105,611
Dec. 25, 1982	Aloha	Honolulu, Hawai'i	Maryland	W	21	20	30,055
Dec. 26, 1983	Aloha	Honolulu, Hawai'i	Penn State	L	10	13	37,212
Jan. 1, 1985	Orange	Miami, Fla.	Oklahoma	W	28	17	56,294
Dec. 30, 1985	Freedom	Anaheim, Calif.	Colorado	W	20	17	30,961
Dec. 25, 1986	Sun	El Paso, Texas	Alabama	L	6	28	48,722
Dec. 19, 1987	Independence	Shreveport, La.	Tulane	W	24	12	41,683
Dec. 30, 1989	Freedom	Anaheim, Calif.	Florida	W	34	7	33,858
Jan. 1, 1991	Rose	Pasadena, Calif.	Iowa	W	46	34	101,273
Jan. 1, 1992	Rose	Pasadena, Calif.	Michigan	W	34	14	103,566
Jan. 1, 1993	Rose	Pasadena, Calif.	Michigan	L	31	38	94,236
Dec. 29, 1995	Sun	El Paso, Texas	Iowa	L	18	38	49,116
Dec. 30, 1996	Holiday	San Diego, Calif.	Colorado	L	21	33	54,749
Dec. 25, 1997	Aloha	Honolulu, Hawai'i	Michigan State	W	51	23	34,419
Dec. 25, 1998	Oahu	Honolulu, Hawai'i	Air Force	L	25	45	46,451
Dec. 29, 1999	Holiday	San Diego, Calif.	Kansas State	L	20	24	57,118
Jan. 1, 2001	Rose	Pasadena, Calif.	Purdue	W	34	24	94,392
Dec. 28, 2001	Holiday	San Diego, Calif.	Texas	L	43	47	60,548
Dec. 31, 2002	Sun	El Paso, Texas	Purdue	L	24	34	48,917
Dec. 30, 2010	Holiday	San Diego, Calif.	Nebraska	W	19	7	57,921
Dec. 29, 2011	Alamo	San Antonio, Texas	Baylor	L	56	67	65,256
Dec. 22, 2012	Las Vegas	Las Vegas, Nev.	Boise State	L	26	28	33,217
Dec. 27, 2013	Fight Hunger	San Francisco, Calif.	BYU	W	31	16	34,136
Jan. 2, 2015	Cactus	Tempe, Ariz.	Oklahoma State	L	22	30	35,409
Dec. 26, 2015	Heart of Dallas	Dallas, Texas	Southern Miss	W	44	31	20,229
Dec. 31, 2016	Peach	Atlanta, Ga.	Alabama	L	7	24	75,996
Dec. 30, 2017	Fiesta	Glendale, Ariz.	Penn State	L	28	35	61,842
Jan. 1, 2019	Rose	Pasadena, Calif.	Ohio State	L	23	28	91,853
Dec. 21, 2019	Las Vegas	Las Vegas, Nev.	Boise State	W	38	7	34,197
Dec. 29, 2022	Alamo	San Antonio, Texas	Texas	W	27	20	62,730
Jan. 1, 2024	Sugar	New Orleans, La.	Texas	W	37	31	68,791