



2019-20 MEN'S BASKETBALL UNIVERSITY OF WASHINGTON

Athletic Communications • Box 354070 • Graves Hall • Seattle, WA 98195 • (206) 543-2230 • www.GoHuskies.com

SID Contact: Ashley Walker (awalker1@uw.edu), 206-240-3899 (cell) • **Men's Basketball Twitter:** @UW_MBB

Washington Huskies Game Notes

WASHINGTON HUSKIES

2019-20 RECORD: 12-7 OVERALL, 2-4 PAC-12

Date	Opponent (TV/UW Rank)	Time/Score
Oct. 31	Western Washington, EXH (N/A)	W, 87-63
Nov. 8	^vs. No. 16 Baylor (ESPN)	W, 67-64
Nov. 12	Mount St. Mary's (Pac-12 Net/20)	W, 56-46
Nov. 16	#vs. Tennessee (ESPN+/TSN/20)	L, 62-75
Nov. 19	Maine (Pac-12 Net/25)	W, 72-53
Nov. 22	Montana (Pac-12 Net/25)	W, 73-56
Nov. 24	San Diego (Pac-12 Net/25)	W, 88-69
Dec. 2	South Dakota (Pac-12 Net/22)	W, 75-55
Dec. 4	Eastern Washington (Pac-12 Net/22)	W, 90-80
Dec. 8	No. 9 Gonzaga (ESPN2/22)	L, 76-83
Dec. 17	Seattle (Pac-12 Net/22)	W, 81-59
Dec. 22	&vs. Ball State (ESPN2/22)	W, 85-64
Dec. 23	&vs. Hawaii (ESPN2/21)	W, 72-61
Dec. 25	&vs. Houston (ESPN2/21)	L, 71-75
Jan. 2	*UCLA (FS1)	L, 64-66
Jan. 5	*USC (FS1)	W, 72-40
Jan. 9	*at Stanford (FS1)	L, 55-61
Jan. 11	*at California (Pac-12 Net)	L, 58-61 (OT)
Jan. 16	*Oregon State (FS1)	W, 64-56
Jan. 18	*No. 8 Oregon (CBS)	L, 61-64 (OT)
Jan. 23	*at Utah (Pac-12 Net)	5 p.m.
Jan. 25	*at Colorado (FS1)	6 p.m.
Jan. 30	*Arizona (ESPN2)	6 p.m.
Feb. 1	*Arizona State (Pac-12 Net)	7:30 p.m.
Feb. 9	*at Washington State (ESPNU)	3 p.m.
Feb. 13	*at USC (ESPN/2)	6 p.m.
Feb. 15	*at UCLA (ESPN2/U)	7 p.m.
Feb. 20	*Stanford (Pac-12 Net)	7 p.m.
Feb. 22	*California (Pac-12 Net)	3 p.m.
Feb. 28	*Washington State (FS1)	6 p.m.
March 5	*at Arizona State (ESPN/2)	6 p.m.
March 7	*at Arizona (ESPN/2)	7 p.m.
March 11-14	\$Pac-12 Championship	

Home Games in Bold; * Pacific-12 Conference Game; ^ Armed Forces Classic, Alaska Airlines Center, Anchorage, Alaska; # Naismith Hall of Fame Classic, Scotiabank Arena, Toronto, Ontario; & Diamond Head Classic, Stan Sheriff Center, Honolulu, Hawaii \$ Pac-12 Championship, T-Mobile Center, Las Vegas, Nev.; All times listed Pacific & subject to change; TV in parenthesis.

WASHINGTON (12-7, 2-4) AT UTAH (10-7, 1-4)

UW heads to the mountain schools this week as it first faces Utah in Salt Lake City on Thursday at 5 p.m. at the Huntsman Center. The game will be televised on the Pac-12 Networks with Guy Haberman and Bill Walton on the call. Fans can also tune into the official Husky Radio Broadcast with Tony Casticone and Jason Hamilton on KOMO 1000AM and 97.7 FM. Washington is 45-39 all-time against Utah and have won two-straight by an average of 16.5 points, including last year's victory in Salt Lake on Jan. 10 (69-53).

THE COACH (60-29 AT UW/3RD YEAR)

Head Coach Mike Hopkins is in his third year at Washington, and third as a head coach after becoming the 19th head coach in UW history. During his 22 years as an assistant at Syracuse, Hopkins was a part of teams that reached the NCAA Tournament 16 times including the 2003 National Championship, four Final Fours, five Elite Eights and 10 Sweet 16s along with four NIT berths. Syracuse never dipped below a 55.0 percent record while Hopkins was on staff. Hopkins is the reigning back-to-back Pac-12 Coach of the Year, winning the honor in each of his two seasons with the Huskies and has led UW to back-to-back 20 win seasons with postseason appearances each year. (2018 NIT, 2019 NCAA Second Round).

QUICK HITTERS

- Over the last two games, the Huskies swatted 19 blocks and added 10 steals for a total of 29 takeaways
- The Huskies are currently fourth in the country in blocks with 6.7 per game ... UW led the nation in blocks a year ago
- UW is averaging 13.8 takeaways (blocks and steals) this season, which is the most combined average by any team in the Pac-12.
- The freshmen guard combo of Marcus Tsohonis and RaeQuan Battle who had each played an average of less than six minutes per game prior to Oregon State, combined for 42 points, eight rebounds, seven assists and just five turnovers in a combined 102 minutes of action the two had played 56 combined minutes prior to the weekend
- Isaiah Stewart recorded his fifth 20/10 double-double of the season against No. 8 Oregon as he pulled down a career-best 19 points and added 25 rebounds ... the last player to have five 20/10 dub-dubs in a season was Matthew Bryan-Amaning who had six in 2010-11
- Stewart leads the Pac-12 with nine double-doubles and his five 20/10's are tied for the most in the league with Onyeka Okongwu (USC) ... additionally his nine double-doubles are the second most by a freshman in the NCAA
- Stewart is the only freshman in the country averaging 18 points and nine rebounds per game ... additionally he is the second leading freshman scorer in the NCAA averaging 18.3 points per game
- UW is ninth nationally in field goal percentage defense holding teams to 37.1 percent per outing which also leads the Pac-12
- UW's turnover average over the last three games of 11.3 is four per game lower than its average of 15.3 over the first 16 games ... its eight against OSU were a season low
- With his six points against No. 8 Oregon, Nahziah Carter reached 700 on his career as he now sits at 705
- Head Coach Mike Hopkins picked up win No. 60 as Husky against Oregon State
- UW has seven players listed at 6-9 or taller on its roster, the most in the Pac-12
- McDaniels joined fellow freshman Isaiah Stewart in recording 15 or more rebounds in a game this season ... The last time UW had two players record 15 or more rebounds in a game during the same season was 2012-13
- UW has only shot below 40.0 percent from the field in a game in three games this season, up until the game at Stanford, it was the first time since the 2004-05 campaign that the Dawgs had shot over 40 percent in its first 15 games
- Isaiah Stewart's streak of consecutive games scoring 12 or more points came to an end at Stanford as he posted four points and five rebounds ... had was the first Husky to open their season with 15-straight games of 12 points or more since C.J. Wilcox did so in 2013-14 (18-straight games) ... Markelle Fultz also had a streak of 18 games during his freshman year where he did not score fewer than 12 points
- Stewart was selected to the narrowed down Wooden Award Top 25 Midseason List

UPCOMING GAMES

- **Thurs., January 23**
at Utah (Huntsman Center) 5 p.m.
TV: Pac-12 Networks (Guy Haberman & Bill Walton)
Radio: KOMO 1000AM/97.7 FM (Tony Casticone & Jason Hamilton)
All-Time vs. Utah: UW, 45-39
Last Meeting: W, 62-45 (H), 2/20/19
- **Sat., January 25**
at Colorado (CU Events Center) 6 p.m.
TV: FS1 (Aaron Goldsmith & Casey Jacobsen)
Radio: KOMO 1000AM/97.7 FM (Tony Casticone & Jason Hamilton)
All-Time vs. COLO: UW, 17-11
Last Meeting: W, 66-61 (N), 3/15/19

2019-20 UW PLAYER NOTES

No.	Name	Notes
0	Jaden McDaniels (F, 6-9, Fr.)	Named to 2019 Julius Erving Small Forward of the Year watch list ... McDonalds All-American, Jordan Brand Classic Selection, Second Team Naismith High School All-American, Gatorade WA POY
1	Nate Roberts (F, 6-10, RFr.)	Redshirted the 2018-19 season ... Played at Brewster Academy in N.H. ... averaged 10.3 rebounds in four games in Italy in August ... has a 7-6 wingspan
5	Jamal Bey (G, 6-6, So.)	2018 Gatorade Player of the Year for the state of Nevada ... played at Bishop Gorman in Vegas ... led the Gaels to its seventh-straight state title ... averaged 22.1 points as a senior
10	Elijah Hardy (G, 6-2, So.)	Is ambidextrous but leans towards his left hand ... played at Bishop O'Dowd for Lou Ritchie in Oakland ... averaged 4.7 assists in four games while in Italy
11	Nahziah Carter (G, 6-6, Jr.)	One of three players from New York to come to UW ... is the team's leading returning scorer after averaging 8.1 ppg on 47.8% shooting last season
12	Jason Crandall (G, 6-0, Sr.)	Started as a manager, moved to a practice player and became a full time team member under Coach Hopkins during the 2017-18 season
13	Hameir Wright (F, 6-9, Jr.)	One of three players from New York to come to UW ... started in 26 games a year ago and averaged 2.3 rebounds ... NY Gatorade Player of the Year in 2017
14	Sam Timmins (F, 6-11, Sr.)	Has been with the team since December 2015 and traveled during league play in 15-16 ... has played in 119 career games, the most of anyone on the team
15	Marcus Tsohonis (G, 6-3, Fr.)	2018 Portland Interscholastic Player of the Year ... played for Seattle Rotary on the Nike EYBL alongside teammate RaeQuan Battle ... scored career-high 14 points against #8 Ore
20	Quin Barnard (G, 6-2, Sr.)	Was a member of the team from 2016-17 as a walk-on and came back for the 18-19 season ... scored over 1,300 career points at O'Dea
21	RaeQuan Battle (G, 6-5, Fr.)	Member of the Tulalip Reservation ... Ranked in the ESPN Top 100 for the Class of 2019 ... scored 1,667 points during his career at Marysville-Pilchuck, program-best
23	Bryan Penn-Johnson (C, 7-0, RFr.)	Redshirted the 2018-19 season ... played at Wasatch Academy in Utah ... ranked as a four-star recruit ... has a 7-7 wingspan
30	Travis Rice (G, 6-2, R-Jr.)	Transfer from Northern Arizona ... has two years of eligibility ... son of assistant coach Dave Rice ... played at Bishop Gorman in Vegas
33	Isaiah Stewart (F, 6-9, Fr.)	On 2019 Kareem Abdul-Jabbar Center of the Year watch list ... Naismith High School Player of the Year, McDonalds All-American, Jordan Brand Classic Selection... #3 on ESPN 100
34	Reagan Lundeen (F, 6-6, So.)	Preferred walk-on from Mater Dei in Santa Ana ... the same high school Coach Mike Hopkins attended ... traveled with the team as a freshman
52	Riley Sorn (C, 7-4, RFr.)	Redshirted the 2018-19 season ... named the WBCA 4A Player of the Year as a senior ... set the Class 4A State Tournament record with 30 blocks
55	Quade Green (G, 6-0, So.)	Transfer from Kentucky ... has been UW since Jan 2019 ... McDonalds All-American... became eligible on Nov. 1 ... announced academically ineligible on Jan. 6

2019-20 HUSKY BASKETBALL



2019-20 Washington Men's Basketball Combined Team Statistics All games

Page 1/1
as of Jan 19, 2020

Game Records

Record	Overall	Home	Away	Neutral
ALL GAMES	12-7	9-3	1-2	2-2
CONFERENCE	2-4	2-2	0-2	0-0
NON-CONFERENCE	10-3	7-1	1-0	2-2

Score by Periods

Team	1st	2nd	OT	TOT
Washington	628	700	14	1342
Opponents	543	625	20	1188

Team Box Score

No.	Player				Total		3-Point		F-Throw		Rebounds											
		GP-GS	MIN	AVG	FG-FGA	FG%	3FG-FGA	3FG%	FT-FTA	FT%	OFF	DEF	TOT	AVG	PF	DQ	A	TO	BLK	STL	PTS	AVG
33	STEWART, Isaiah	19-19	600:31	31.6	126-218	.578	1-9	.111	94-124	.758	58	113	171	9.0	55	4	13	40	42	8	347	18.3
0	MCDANIELS, Jaden	18-18	606:34	33.7	81-199	.407	23-71	.324	50-67	.746	20	96	116	6.4	57	4	39	61	27	17	235	13.1
11	CARTER, Nahziah	19-19	608:16	32.0	87-195	.446	27-72	.375	39-63	.619	23	81	104	5.5	54	3	25	44	21	26	240	12.6
55	GREEN, Quade	15-14	456:59	30.5	56-109	.514	21-47	.447	41-49	.837	10	29	39	2.6	22	1	79	35	0	16	174	11.6
5	BEY, Jamal	19-5	460:37	24.2	37-97	.381	12-45	.267	25-37	.676	10	34	44	2.3	24	0	17	25	4	28	111	5.8
15	TSOHONIS, Marcus	6-0	87:41	14.6	12-27	.444	5-11	.455	2-6	.333	4	5	9	1.5	2	0	8	5	1	1	31	5.2
13	WRIGHT, Hameir	19-18	534:59	28.2	26-91	.286	19-69	.275	23-37	.622	19	63	82	4.3	53	1	36	36	22	13	94	4.9
23	PENN-JOHNSON, Bryan	3-0	14:35	4.9	4-4	1.000	0-0	.000	3-3	1.000	0	1	1	0.3	4	0	0	1	1	0	11	3.7
21	BATTLE, RaeQuan	8-1	71:24	8.9	8-26	.308	6-23	.261	3-3	1.000	2	7	9	1.1	4	0	2	1	0	7	25	3.1
14	TIMMINS, Sam	19-0	136:21	7.2	14-21	.667	1-3	.333	8-14	.571	6	18	24	1.3	6	0	2	8	6	4	37	1.9
1	ROBERTS, Nate	13-0	98:45	7.6	9-16	.563	0-1	.000	4-11	.364	9	15	24	1.8	10	0	1	6	3	4	22	1.7
10	HARDY, Elijah	16-1	156:12	9.8	5-25	.200	1-15	.067	2-2	1.000	1	13	14	0.9	11	0	16	13	0	11	13	0.8
12	CRANDALL, Jason	3-0	02:57	1.0	1-1	1.000	0-0	.000	0-0	.000	0	0	0	0.0	1	0	0	0	0	1	2	0.7
30	RICE, Travis	3-0	04:40	1.6	0-2	.000	0-2	.000	0-0	.000	0	0	0	0.0	2	0	0	0	0	0	0	0.0
34	LUNDEEN, Reagan	2-0	03:13	1.6	0-0	.000	0-0	.000	0-0	.000	0	0	0	0.0	0	0	0	0	0	0	0	0.0
52	SORN, Riley	1-0	01:24	1.4	0-0	.000	0-0	.000	0-0	.000	0	0	0	0.0	1	0	0	0	0	0	0	0.0
20	BARNARD, Quin	3-0	04:25	1.5	0-0	.000	0-0	.000	0-0	.000	0	0	0	0.0	0	0	1	0	0	0	0	0.0
24	GERON, Jonah	1-0	00:16	0.3	0-0	.000	0-0	.000	0-0	.000	0	0	0	0.0	0	0	0	0	0	0	0	0.0
Team											12	35	47					3				
Total		19	3850		466-1031	.452	116-368	.315	294-416	.707	174	510	684	36.0	306	13	239	278	127	136	1342	70.6
Opponents		19	3842		432-1165	.371	135-438	.308	189-285	.663	243	421	664	34.9	361	7	251	263	36	123	1188	62.5

Team Statistics

	UW	OPP
Scoring	1342	1188
Points per game	70.6	62.5
Scoring margin	+8.1	-
Field goals-att	466-1031	432-1165
Field goal pct	.452	.371
3 point fg-att	116-368	135-438
3-point FG pct	.315	.308
3-pt FG made per game	6.1	7.1
Free throws-att	294-416	189-285
Free throw pct	.707	.663
F-Throws made per game	15.5	9.9
Rebounds	684	664
Rebounds per game	36.0	34.9
Rebounding margin	+1.1	-
Assists	239	251
Assists per game	12.6	13.2
Turnovers	278	263
Turnovers per game	14.6	13.8
Turnover margin	-0.8	-
Assist/turnover ratio	0.9	1.0
Steals	136	123
Steals per game	7.2	6.5
Blocks	127	36
Blocks per game	6.7	1.9
Winning streak	0	-
Home win streak	0	-
Attendance	99360	9988
Home games-Avg/Game	12-8280	3-3329
Neutral site-Avg/Game	-	4-4569

Team Results

Date	Opponent		Score	Att.
11/08/2019	vs Baylor	W	67-64	5117
11/12/2019	Mount St. Mary's	W	56-46	7480
11/16/2019	vs Tennessee	L	62-75	6802
11/19/2019	Maine	W	72-53	8072
11/22/2019	Montana	W	73-56	8370
11/24/2019	San Diego	W	88-69	8537
12/02/2019	South Dakota	W	75-55	7178
12/04/2019	Eastern Wash.	W	90-80	7419
12/08/2019	Gonzaga	L	76-83	9268
12/17/2019	Seattle U	W	81-59	7760
12/22/2019	vs Ball St.	W	85-64	0
12/23/2019	at Hawaii	W	72-61	0
12/25/2019	vs Houston	L	71-75	6356
01/02/2020	UCLA	L	64-66	9027
01/05/2020	Southern California	W	72-40	8774
01/09/2020	at Stanford	L	55-61	5328
01/11/2020	at California	Lot	58-61	4660
01/16/2020	Oregon St.	W	64-56	8207
01/18/2020	Oregon	Lot	61-64	9268



2019-20 Washington Men's Basketball Combined Team Statistics In Conference games

Page 1/1
as of Jan 20, 2020

Game Records

Record	Overall	Home	Away	Neutral
ALL GAMES	2-4	2-2	0-2	0-0
CONFERENCE	2-4	2-2	0-2	0-0
NON-CONFERENCE	0-0	0-0	0-0	0-0

Score by Periods

Team	1st	2nd	OT	TOT
Washington	175	185	14	374
Opponents	149	179	20	348

Team Box Score

No.	Player				Total		3-Point		F-Throw		Rebounds														
		GP-GS	MIN	AVG	FG-FGA	FG%	3FG-FGA	3FG%	FT-FTA	FT%	OFF	DEF	TOT	AVG	PF	DQ	A	TO	BLK	STL	PTS	AVG			
33	STEWART, Isaiah	6-6	203:21	33.9	30-61	.492	1-2	.500	36-45	.800	21	35	56	9.3	17	1	4	15	21	4	97	16.2			
55	GREEN, Quade	2-2	64:41	32.3	9-18	.500	3-8	.375	4-4	1.000	0	3	3	1.5	2	0	9	7	0	4	25	12.5			
11	CARTER, Nahziah	6-6	196:06	32.7	22-59	.373	8-26	.308	14-26	.538	11	18	29	4.8	18	1	7	13	8	6	66	11.0			
0	MCDANIELS, Jaden	5-5	159:22	31.9	16-50	.320	5-22	.227	12-17	.706	10	33	43	8.6	12	1	6	16	11	2	49	9.8			
15	TSOHONIS, Marcus	3-0	71:54	24.0	11-25	.440	4-10	.400	2-6	.333	3	4	7	2.3	2	0	6	5	1	1	28	9.3			
5	BEY, Jamal	6-3	162:04	27.0	14-38	.368	3-17	.176	6-12	.500	4	11	15	2.5	7	0	6	12	1	6	37	6.2			
21	BATTLE, RaeQuan	5-1	58:56	11.8	7-22	.318	5-19	.263	3-3	1.000	2	7	9	1.8	2	0	2	1	0	6	22	4.4			
23	PENN-JOHNSON, Bryan	1-0	03:52	3.9	2-2	1.000	0-0	.000	0-0	.000	0	1	1	1.0	1	0	0	0	0	0	4	4.0			
13	WRIGHT, Hameir	6-6	165:09	27.5	7-25	.280	5-18	.278	4-7	.571	8	16	24	4.0	16	0	7	8	5	3	23	3.8			
1	ROBERTS, Nate	6-0	68:27	11.4	7-10	.700	0-0	.000	4-9	.444	8	7	15	2.5	8	0	0	4	1	2	18	3.0			
10	HARDY, Elijah	4-1	57:45	14.4	2-12	.167	0-5	.000	0-0	.000	0	3	3	0.8	4	0	6	4	0	5	4	1.0			
14	TIMMINS, Sam	6-0	32:37	5.4	0-2	.000	0-1	.000	1-2	.500	2	4	6	1.0	2	0	1	0	1	1	1	0.2			
30	RICE, Travis	1-0	01:43	1.7	0-0	.000	0-0	.000	0-0	.000	0	0	0	0.0	0	0	0	0	0	0	0	0.0			
20	BARNARD, Quin	1-0	02:45	2.8	0-0	.000	0-0	.000	0-0	.000	0	0	0	0.0	0	0	1	0	0	0	0	0.0			
12	CRANDALL, Jason	1-0	01:17	1.3	0-0	.000	0-0	.000	0-0	.000	0	0	0	0.0	1	0	0	0	0	0	0	0.0			
Team											4	12	16					2							
Total		6	1250		127-324	.392	34-128	.266	86-131	.656	73	154	227	37.8	92	3	55	87	49	40	374	62.3			
Opponents		6	1242		128-366	.350	38-129	.295	54-97	.557	97	136	233	38.8	117	2	76	79	11	44	348	58.0			

Team Statistics

	UW	OPP
Scoring	374	348
Points per game	62.3	58.0
Scoring margin	+4.3	-
Field goals-att	127-324	128-366
Field goal pct	.392	.350
3 point fg-att	34-128	38-129
3-point FG pct	.266	.295
3-pt FG made per game	5.7	6.3
Free throws-att	86-131	54-97
Free throw pct	.656	.557
F-Throws made per game	14.3	9.0
Rebounds	227	233
Rebounds per game	37.8	38.8
Rebounding margin	-1.0	-
Assists	55	76
Assists per game	9.2	12.7
Turnovers	87	79
Turnovers per game	14.5	13.2
Turnover margin	-1.3	-
Assist/turnover ratio	0.6	1.0
Steals	40	44
Steals per game	6.7	7.3
Blocks	49	11
Blocks per game	8.2	1.8
Winning streak	0	-
Home win streak	0	-
Attendance	35276	9988
Home games-Avg/Game	4-8819	2-4994
Neutral site-Avg/Game	-	0-0

Team Results

Date	Opponent		Score	Att.
01/02/2020	UCLA	L	64-66	9027
01/05/2020	Southern California	W	72-40	8774
01/09/2020	at Stanford	L	55-61	5328
01/11/2020	at California	Lot	58-61	4660
01/16/2020	Oregon St.	W	64-56	8207
01/18/2020	Oregon	Lot	61-64	9268

THE STAT CREW SYSTEM
Washington Team Game-by-Game Comparison (as of Jan 20, 2020)
All games

Opponent	1st	2nd	Score	Mar	Total FG	FG Pct	3-Pointers	3FG Pct	Free Throw	FT Pct	Rebounds	Assist	T/Over	Block	Steal	Fouls	
Baylor	24/31	43/33	67-64	+3	24-53/23-65	.453/.354	7-15/8-21	.467/.381	12-17/10-12	.706/.833	34/34	-	17/19	20/16	11/4	8/7	15/16
MOUNT ST. MARY'S	21/21	35/25	56-46	+10	22-53/16-55	.415/.291	5-18/7-22	.278/.318	7-14/7-13	.500/.538	35/34	+1	16/7	15/14	11/1	7/6	14/16
Tennessee	28/40	34/35	62-75	(13)	26-65/25-53	.400/.472	5-18/6-13	.278/.462	5-10/19-24	.500/.792	42/32	+10	15/19	17/14	4/6	8/9	21/14
MAINE	36/18	36/35	72-53	+19	28-60/21-51	.467/.412	3-15/9-27	.200/.333	13-20/2-4	.650/.500	32/35	(3)	14/18	6/20	4/2	11/2	8/17
MONTANA	31/29	42/27	73-56	+17	19-42/19-57	.452/.333	0-11/9-22	.000/.409	35-46/9-13	.761/.692	36/27	+9	7/13	21/20	5/0	8/7	18/33
SAN DIEGO	41/30	47/39	88-69	+19	33-57/26-58	.579/.448	7-17/9-20	.412/.450	15-24/8-13	.625/.615	33/27	+6	20/15	10/13	5/2	8/5	18/19
SOUTH DAKOTA	32/23	43/32	75-55	+20	25-57/22-65	.439/.338	8-22/4-23	.364/.174	17-20/7-13	.850/.538	42/35	+7	9/8	12/10	5/1	5/3	17/15
EASTERN WASH.	47/35	43/45	90-80	+10	27-58/29-67	.466/.433	7-21/10-32	.333/.313	29-36/12-22	.806/.545	36/35	+1	14/17	15/17	5/1	12/5	22/27
GONZAGA	37/41	39/42	76-83	(7)	28-55/33-69	.509/.478	9-23/6-21	.391/.286	11-14/11-14	.786/.786	30/36	(6)	16/15	19/12	6/1	6/12	16/18
SEATTLE U	32/33	49/26	81-59	+22	28-48/22-61	.583/.361	8-19/5-23	.421/.217	17-23/10-13	.739/.769	33/30	+3	14/8	14/10	7/1	4/4	13/18
Ball St.	51/40	34/24	85-64	+21	31-55/22-57	.564/.386	11-24/7-24	.458/.292	12-15/13-15	.800/.867	31/29	+2	18/8	10/15	8/2	7/3	16/14
Hawaii	37/22	35/39	72-61	+11	24-52/21-74	.462/.284	3-15/9-39	.200/.231	21-29/10-14	.724/.714	42/40	+2	12/15	17/16	4/1	8/10	18/21
Houston	36/31	35/44	71-75	(4)	24-52/25-67	.462/.373	9-22/8-22	.409/.364	14-17/17-18	.824/.944	31/37	(6)	12/13	15/7	3/3	4/6	18/16
UCLA	24/34	40/32	64-66	(2)	19-46/24-61	.413/.393	3-12/10-26	.250/.385	23-32/8-15	.719/.533	27/38	(11)	8/15	14/15	9/2	5/6	17/25
SOUTHERN CALIFORNIA	35/21	37/19	72-40	+32	27-58/13-65	.466/.200	6-21/2-15	.286/.133	12-19/12-25	.632/.480	42/46	(4)	13/5	18/21	12/1	14/9	19/17
Stanford	28/20	27/41	55-61	(6)	20-52/22-57	.385/.386	3-17/11-30	.176/.367	12-25/6-12	.480/.500	46/32	+14	5/17	21/16	5/3	8/10	18/23
California	20/28	29/21	58-61	(3)	18-61/26-65	.295/.400	8-32/6-18	.250/.333	14-18/3-4	.778/.750	44/38	+6	10/14	13/10	4/0	3/5	10/17
OREGON ST.	31/21	33/35	64-56	+8	25-50/20-51	.500/.392	9-22/2-12	.409/.167	5-7/14-22	.714/.636	25/36	(11)	13/13	8/9	8/2	5/5	15/11
OREGON	37/25	19/31	61-64	(3)	18-57/23-67	.316/.343	5-24/7-28	.208/.250	20-30/11-19	.667/.579	44/43	+1	6/12	13/8	11/3	5/9	13/24

Note: Game totals are displayed in the format TEAM/OPPONENT for each category

2019-20 WASHINGTON MEN'S BASKETBALL - HUSKY NOTES

STEWART'S 20/10 SHOWCASES

Isaiah Stewart has posted five 20/10 double doubles this season making him the first UW player since Matthew Bryan-Amaning in 2010-11 to record at least five in one season. Stewart has done so over his first 19 games while it took MBA 25 games to reach five 20/10s. Here's a look at Stewart's five 20/10 games this season:

- 1 - 21 points/10 rebounds vs. No. 9 Gonzaga, 12/8/19
- 2 - 27 points/13 rebounds vs. Seattle, 12/17/19
- 3 - 26 points/13 rebounds at Hawaii, 12/23/19
- 4 - 24 points/11 rebounds vs. UCLA, 1/2/20
- 5 - 25 points/19 rebounds vs. No. 8 Oregon, 1/18/20

TAKEAWAY TOTALS

The Huskies are averaging 13.8 takeaways per game, combined blocks and steals, which currently leads the Pac-12. They tallied 26 takeaways against USC swatting 12 blocks (which is 10th nationally for a single game) and 14 steals ... it's the most combined takeaways for a Husky team since Dec. 19, 2017 when UW recorded 16 steals and 15 blocks against Bethune Cookman.

DEFENSIVE STAND

The Huskies held USC to just 20.0 percent shooting from the field in their 72-40 win on Sunday, Jan. 5. USC shot just 16-of-35 from the field and it was the lowest point total by a UW opponent since 38 points by Grambling on Dec. 17, 2014.

ZION COMPARISON?

The 2019 National Player of the Year Zion Williamson and freshman Isaiah Stewart have very similar numbers through their first 19 games of their careers. Stewart has posted nine double-doubles, one more than Zion did last season at that point and both put up five 20-10 double-doubles in that time as well.

CARTER ON THE RISE

Junior Nahziah Carter has made massive moves during his third year on Monlake improving in almost every statistical category and reaching double-figure scoring in eight of UW's first 19 games. Take a look:

Stat	2019-20	2018-19	2017-18
PPG	12.6	8.1	5.1
RPG	5.5	2.4	1.7
3FG%	37.5	31.0	40.9
Assts/Gm	1.3	0.8	0.5

NATE'S NIGHT

Redshirt freshman showed what he is capable of against USC as he came off the bench for a career-high seven points and seven rebounds in 22 minutes. The D.C. native added three highlight dunks in the first half alone. He was also perfect from the floor going 3-of-3.

BEY STEPS OUT

Sophomore Jamal Bey made the most out of his first career start as he tallied a career-best 14 points on 4-of-6 shooting from the field against South Dakota. Bey had been coming off the bench upping his minutes to 23.5 per game from 6.2 a year ago. He followed that with 11 points and five rebounds on perfect shooting from the FT line (4-of-4) while adding a career best 5 steals against Eastern Washington.

MAKING THE MOST OF HIS MINUTES

Freshman Isaiah Stewart has been efficient with his time on the court averaging 18.3 points and 9.0 rebounds with 42 blocks in 31.6 minutes of action per outing.

SHARING THE BALL

The Huskies have dished out 239 assists on their 466 made baskets in the first 19 games. Washington has assisted on 50 percent of made baskets in 13 of their 19 games, which also followed their 20 assists on 33 baskets made against Western Washington in the exhibition on Oct. 31.

WOODEN TOP 25 MIDSEASON LIST

Freshman Isaiah Stewart was selected to the narrowed down Wooden Award Top 25 Midseason List to stay in the running for the award that goes to the nation's top player.

PAC-12 FOW x4

Freshman Isaiah Stewart picked up his fourth Pac-12 Freshman of the Week honor on Jan. 6 after averaging 21.0 points and 10.5 rebounds in two games for the Dawgs. Stewart repeated after winning the award on Dec. 30 and the newcomer had already been named the leagues FR of the week on Dec. 9 and Dec. 23. He's the only UW freshman to earn multiple conference weekly honors in a season since the league started naming player of the week in 1984 and he is the first Dawg to pick up four honors in a single season since Quincy Pondexter earned five during the 2009-10 season.

DOUBLE DOUBLE x 2

Against Tennessee, Washington saw two players record double-doubles in Nahziah Carter who recorded 18 points and 12 rebounds and Isaiah Stewart who put up 14 points and 10 boards. It is the first time two Huskies have posted double-doubles in the same game since Jan. 20, 2018 (vs. Colorado) when Noah Dickerson had 10p and 14r and Matisse Thybulle notched 18p and 10r.

UW Freshman Blocks Records

No.	Player	Year	Blk.	Avg.
1.	Marquese Chriss	2015-16	55	1.62
2.	Spencer Hawes	2006-07	54	1.74
3.	Isaiah Stewart	2019-20	42	2.21
4.	Hameir Wright	2017-18	36	1.05
5.	Matisse Thybulle	2015-16	32	0.94
	Todd MacCulloch	1995-96	32	1.14
6.	Markelle Fultz	2016-17	30	1.20
	Jeffrey Day	2001-02	30	1.07
9.	Chris Welp	1983-84	28	0.90
10.	Jaden McDaniels	2019-20	27	1.50

UW Freshman Rebounds Records

No.	Player	Year	Reb.	Avg.
1.	Mark Pope	1991-92	234	8.1
2.	Jon Brockman	2004-05	215	6.5
3.	Dejounte Murray	2015-16	203	6.0
4.	Chris Welp	1983-84	192	6.2
5.	Marquese Chriss	2015-16	183	5.4
6.	Tony Wroten	2011-12	176	5.0
7.	Isaiah Stewart	2019-20	171	9.0
8.	Desmond Simmons	2011-12	169	4.8
9.	Reggie Rogers	1982-83	163	5.3
10.	Spencer Hawes	2006-07	152	6.2

LENGTH, LENGTH, LENGTH

Washington's roster is not only the tallest in the Pac-12 with seven players listed at 6-9 or taller, but it is also one of the longest in regards to wingspan. Take a look at what the Huskies bring this season.

Player	Height	Wingspan
Nate Roberts	6-10	7-6 (+8)
Bryan Penn-Johnson	7-0	7-7 (+7)
Isaiah Stewart	6-9	7-4 (+7)
Hameir Wright	6-9	7-2 (+5)
Jaden McDaniels	6-9	7-1 (+4)
Jamal Bey	6-6	6-10 (+4)

BIG WIN OVER USC

UW's 32-point victory over USC, 72-40, on Jan. 4, was its biggest conference win since a 15-point win at California on Feb. 10, 2011 (109-77 at home).

UW RECORD WHEN...

at home.....	9-3
on the road.....	1-2
neutral court.....	1-2
in overtime games.....	0-0
in November.....	5-1
in December.....	5-2
in January.....	2-4
in February.....	0-0
in March.....	0-0
in white jerseys.....	10-4
in purple jerseys.....	1-1
in black jerseys.....	1-2
leading at halftime.....	9-4
tied at halftime.....	1-0
trailing at halftime.....	2-3
leading with 5:00 left.....	11-3
trailing with 5:00 left.....	1-3
tied with 5:00 left.....	0-1
overtime.....	0-0
shooting better than opponent.....	12-3
shooting worse than opponent.....	0-4
shooting equal.....	0-0
shooting 50% or better.....	4-1
shooting less than 50%.....	8-6
opponent shoots 50% or better.....	0-0
opponent shoots less than 50%.....	12-7
shooting more free throws than opponent.....	9-4
opponent shoots more free throws.....	2-2
shoots equal free throws.....	1-1
UW hits 70% of free throws.....	8-4
UW hits less than 70% of FTs.....	4-3
attempting more 3-pointers.....	2-3
attempting less 3-pointers.....	9-3
attempting equal 3-pointers.....	1-1
scoring less than 60 points.....	1-2
scoring 60-69 points.....	2-3
scoring 70-79 points.....	5-2
scoring 80+ points.....	4-0
opponent scores less than 60 points.....	7-0
opponents scores 60-69 points.....	4-4
opponent scores 70-79 points.....	0-2
opponent scores 80+ points.....	1-1
in games decided by 0-5 points.....	1-4
in games decided by 6-10 points.....	3-2
in games decided by 11-19 points.....	4-1
in games decided by 20+.....	4-0
outrebounding opponent.....	8-4
outrebounded by opponent.....	3-3
rebounding is equal.....	1-0
commit fewer turnovers than opponent.....	6-1
commit more turnovers than opponent.....	6-6
commit equal amounts of turnovers.....	0-0
bench outscores their opponent's.....	3-1
opponents bench outscores UW's.....	8-6
bench scoring is equal.....	1-0
UW RECORD BY STARTING LINEUP...	
Green, Carter, McDaniels, Wright, Stewart.....	9-4
Green, Carter, McDaniels, Bey, Stewart.....	1-0
Bey, Carter, McDaniels, Wright, Stewart.....	1-2
Hardy, Carter, McDaniels, Wright, Stewart.....	0-1
Bey, Battle, Carter, Wright, Stewart.....	1-0

CARTER'S NIGHT

Junior Nahziah Carter took no time making his leadership presence known as he led the team against No. 16 Baylor with a career-high 23 points on 53.3 percent shooting from the field (8-of-15). He also went 4-of-6 from 3-point range, including the game-tying 3 with 1:32 remaining in the game. Carter added three steals and one block in 38 minutes of action.

2019-20 WASHINGTON MEN'S BASKETBALL – HUSKY NOTES

1 K WINS AT AAA

The Dawgs currently have 1,014 wins inside Alaska Airlines Arena. Washington's 1,014 wins are the most by any Division I team at its current home arena. The Huskies started playing in their arena on Dec. 27, 1927.

ATTENDANCE ON THE RISE

Attendance through UW's 12 home games (8,280 average) is up by over 1,450 from the 12 home games last season (6,829) ... UW's home attendance ranks fourth in the Pac-12.

QUICK TO 50 WINS

Coach Hopkins notched win No. 50 at UW with UW's victory over Mount St. Mary's, becoming the second-fastest to 50 wins in UW history, just behind Tippy Dye who reached 50 wins in his first 62 games (1951-53).

McDANIELS AND STEWART'S DEBUT

The touted freshmen duo of Jaden McDaniels and Isaiah Stewart did not disappoint in the season opener against No. 16 Baylor as they both reached double-digit scoring and accounted for 45 of the Huskies' 67 points (67.1 percent) between baskets and assists. McDaniels scored 18 and added seven rebounds with four blocks while Stewart scored 15 with seven rebounds including the game winning basket. It was the first time UW had two freshmen reach double-figure scoring in their debut for the first time since the 2010-11 season ... the last time this happened in a debut was by Aziz N'Diaye (13) and C.J. Wilcox (13) against McNeese State, Nov. 13, 2010.

PRESEASON PAC-12 PICKS

UW was picked to finish third overall in the Pac-12 by media covering the league ... additionally, freshman Isaiah Stewart was picked to finish on the Pac-12 First Team while junior Nahziah Carter, sophomore transfer Quade Green and freshman Jaden McDaniels were selected as honorable mention Preseason All-Pac-12.

McDONALD'S ALL-AMERICANS x 3

Washington's roster will feature three players that were McDonald's All-Americans while in high school in sophomore transfer Quade Green and freshmen Isaiah Stewart and Jaden McDaniels. It is the most McDonald's All-Americans on a UW roster at the same time in program history. Washington has now had eight players on its roster since 1977 that earned McDonald's All-American honors.

PAC-12 COACH OF THE YEAR x2

Two seasons at UW, two times taking home the Pac-12 Coach of the Year honors for head coach Mike Hopkins. The coach has compiled a 59-27 record while on Montlake, winning the Pac-12 Regular Season Championship and advancing to the NCAA Tournament a year ago, for UW's first appearance since 2011. He is the fourth Husky coach to earn the honor and first since 2012. Hopkins was also just the sixth Pac-12 Coach to earn the honor in their first year at their university joining Stanford's Dick DiBiase (1976), UCLA's Gary Cunningham (1978), Oregon State's Jim Anderson (1990), California's Ben Braun (1997) and Washington State's Tony Bennett (2007).

GATORADE STATE PLAYER OF THE YEAR x3

Along with three McDonald's All-Americans on it's roster, the Huskies have three players that earned their state's Gatorade Player of the Year honor as a senior in Hameir Wright (New York, 2017), Jamal Bey (Nevada, 2018), and Jaden McDaniels (Washington, 2019).

20 WIN SEASONS

Washington recorded back-to-back 20-win seasons for the first time since the 2010-11 and 2011-12 seasons. Washington has posted 29 20-win seasons in program history.

NON-CONFERENCE TRAVEL

Washington once again will give itself some added airline miles against tough competition this season as it travels over 12,000 miles between trips to Alaska, Toronto and Hawaii combined. Washington also flew over 3,000 miles for a trip to TCU during preseason and racked up 14,000 miles during its foreign tour to Italy. From August to the start of Pac-12 play in January, Washington will have flown almost 30,000 miles.

Trip	Miles Flown Round Trip
Italy (Aug, 2019)	14,023
Fort Worth (Oct, 2019)	3,320
Anchorage (Nov, 2019)	2,896
Toronto (Nov, 2019)	4,120
Honolulu (Dec, 2019)	5,354
TOTAL	29,713

NON-CONFERENCE COMPETITION

The Huskies out of conference schedule features some top competition with the Dawgs facing four teams that made the NCAA Tournament a year ago, including two over the first three games. After opening against No. 16 Baylor (Second Round), Washington faces Tennessee, who advanced to the Sweet 16 last season, in Toronto a week later. UW then welcomed Montana (First Round) and hosted No. 9 Gonzaga (2019 Elite 8) at Alaska Airlines Arena.

HUSKIES IN THE NBA

UW's presence in the NBA remains strong as the Dawgs boast eight former players holding spots on rosters this season - Matisse Thybulle (Philadelphia 76ers), Jaylen Nowell (Minnesota Timberwolves), 2017 No. 1 pick Markelle Fultz (Orlando Magic), Marquese Chriss (Golden State Warriors), Justin Holiday (Indiana Pacers), Dejeunte Murray (San Antonio Spurs), Terrence Ross (Orlando Magic), and Isaiah Thomas (Washington Wizards).

ITALY FOREIGN TOUR RECAP

Washington took part in its foreign tour, allowed once every four years for college teams, as it went to Rome and Florence to compete in four games against Italian pro teams from Aug. 12-22. The Huskies toured many historical sites including the Coliseum, the Vatican, the Sistene Chapel, the Roman Forum and the Duomo in Florence while also taking part in cultural experiences such as pasta making in Tuscany. UW won all four games while in Italy by an average of 44 points, results below:

W, 94-35 vs. Peak Warriors (Rome)
Leading scorer: Nahziah Carter, 18 points
Leading rebounder: Nate Roberts, 9 rebounds
W, 91-46 vs. Peak Warriors (Rome)
Leading scorer: Isaiah Stewart, 24 points
Leading rebounder: Isaiah Stewart, 16 rebounds
W, 73-59 vs. Pistoia (Florence)
Leading scorer: Isaiah Stewart, 25 points
Leading rebounder: Nahziah Carter, 10 rebounds
W, 97-39 vs. Siena (Florence)
Leading scorer: Nahziah Carter, 20 points
Leading rebounder: Isaiah Stewart, 12 rebounds

HOW MANY TIMES A HUSKY HAS...

20+ Points (career high)	2019-20	Career	Streak
Isaiah Stewart (27)	7	7	1
Jaden McDaniels (22 - 2x)	3	3	-
Nahziah Carter (23)	1	1	-
Quade Green (21)	3	3	-
10+ Points (career high)	2019-20	Career	Streak
Nahziah Carter (23)	13	36	-
Jaden McDaniels (22)	13	13	-
Isaiah Stewart (27)	18	18	3
Sam Timmins (13)	1	4	-
Hameir Wright (12)	1	3	-
Quade Green (21)	10	10	-
Jamal Bey (14)	4	4	-
RaeQuan Battle (11)	1	1	-
Marcus Tsohonis (14)	1	1	2
10+ Rebounds (career high)	2019-20	Career	Streak
Nahziah Carter (12)	1	1	-
Isaiah Stewart (19)	8	8	1
Sam Timmins (12 - 2x)	0	4	-
Jaden McDaniels (15)	2	2	-
Double-Double	2019-20	Career	Streak
Nahziah Carter	1	1	-
Isaiah Stewart	9	9	1
Jaden McDaniels	2	2	-
5+ Assists (career high)	2019-20	Career	Streak
Quade Green (10)	9	9	-
Jaden McDaniels (5)	1	1	-
3+ Steals (career high)	2019-20	Career	Streak
Nahziah Carter (3 - 7x)	4	5	-
Quade Green (4)	2	2	-
Sam Timmins (3)	0	1	-
Jamal Bey (5)	4	4	1
Hameir Wright (3)	1	1	-
Jaden McDaniels (3)	1	1	-
Elijah Hardy (3)	1	1	-
RaeQuan Battle (3)	1	1	-
3+ Blocks (career high)	2019-20	Career	Streak
Sam Timmins (4)	0	6	-
Hameir Wright (5)	3	7	-
Isaiah Stewart (5)	8	8	3
Nahziah Carter (5)	2	2	-
Jaden McDaniels (6)	3	3	1

WATCH LISTS/HONORS

Isaiah Stewart (Fr., F, 6-9)

Wooden Award Top 25 Midseason List
 Wooden Award Top 50 Preseason Watch List
 Citizen Naismith Player of the Year Watch List
 Kareem Abdul-Jabbar Center of the Year Watch List
 NABC Division I Player of the Year Watch List
 Preseason First Team All-Pac-12
 CBS Sports Preseason All-American
 NBC Sports Preseason All-American
 Street & Smith's Preseason All-American
 Pac-12 Freshman of the Week (Jan. 6)
 Pac-12 Freshman of the Week (Dec. 30)
 Pac-12 Freshman of the Week (Dec. 23)
 Pac-12 Freshman of the Week (Dec. 9)

Jaden McDaniels (Fr., F, 6-9)

Wooden Award Top 50 Preseason Watch List
 Julius Erving Small Forward of the Year Watch List

Quade Green (So., G, 6-0)

Preseason Honorable Mention All-Pac-12

Nahziah Carter (Jr., G, 6-6)

Preseason Honorable Mention All-Pac-12

2019-20 WASHINGTON MEN'S BASKETBALL – LAST TIME IT HAPPENED

30-Point Scorer

by UW 32, David Crisp, at California, 2/28/19
by Opp. 31, Tres Tinkle, Oregon State, 3/6/19

40-Point Scorer

by UW 47, Andrew Andrews, WSU, 3/2/16
by Opp. 43, Klay Thompson, Washington State, 3/10/11

Two 20-Point Scorers

by UW Jaden McDaniels (22), Quade Green (21), vs. Ball St., 12/22/19 - Diamond Head Classic
by Opp. Luke Maye (20), Nassir Little (20), vs. North Carolina, 3/24/19 - NCAA Second Round

Three 20-Point Scorers

by UW David Crisp (26), Noah Dickerson (23), Markelle Fultz (21), LBSU, 11/22/16
by Opp. Justin Bibbs (30), Ahmed Hill (23), N. Alexander-Walker (20), vs. V. Tech, 11/17/17

Four 20-Point Scorers

by UW Isaiah Thomas (24), Jon Brockman (21), Justin Dentmon (21), Quincy Pondexter (20), vs. Oregon, 2/14/09
by Opp. Lonzo Ball (22), Bryce Alford (21), Aaron Holiday (20), T.J. Leaf (20), #11 UCLA, 2/4/17

Five Double-Figure Scorers

by UW Isaiah Stewart (13), Jamal Bey (11), RaeQuan Battle (11), Marcus Tsohonis (11), Nahziah Carter (10), Oregon State, 1/20/20
by Opp. Filip Petrushev (17), Ryan Woolridge (16), Corey Kispert (15), Killian Tillie (15), Joel Ayayi (12), #9 Gonzaga, 12/8/19

Two players surpass 10 rebounds each

by UW Jaden McDaniels (13), Isaiah Stewart (13), at Hawai'i, 12/23/19
by Opp. Chris Smith (12), Jamie Jaquez Jr., (11), UCLA, 1/2/20

Double-Double, (Points-Rebounds)

by UW Isaiah Stewart (25 pts/19 rebs), Oregon 1/18/20
by Opp. Chris Smith (17 pts/12 rebs), UCLA, 1/2/20

Double-Double, (Points-Assists)

by UW David Crisp (14 pts/10 assts), Oregon State, 1/7/17
by Opp. Thomas Wilder (14 pts/10 assts), Western Michigan, 12/18/16

Triple-Double, Individual (Points/Rebounds/Assists)

by UW None
by Opp. Luke Jackson (14/11/10), Oregon 2/17/01

20 rebounds, Individual

by UW 22, Noah Dickerson, EWU, 11/12/17
by Opp. 20, Josh Hawkinson, at WSU, 1/9/16

10 assists, Individual

by UW 10, Quade Green, San Diego, 11/24/19
by Opp. 12, Emmett Naar, Saint Mary's - NIT, 3/19/18

Five steals, Individual

by UW 5, Jamal Bey, Eastern Washington, 12/4/19
by Opp. 5, Paris Austin, California, 1/19/19

Five 3-pointers, Individual

by UW 5, David Crisp, at California, 2/28/19
by Opp. 6, Payton Pritchard, Oregon, 1/18/20

Five blocked shots, Individual

by UW 5, Isaiah Stewart, Oregon, 1/18/20
by Opp. 7, Kenny Wooten, at Oregon, 2/8/18

Scored over 100 points, Team

by UW 106, BCU, 12/19/17
by Opp. 103, vs. Virginia Tech, 11/17/17

Scored under 50 points, Team

by UW 48, Oregon, 3/15/19
by Opp. 40, USC, 1/5/20

Scored under 40 points, Team

by UW 39, vs. California, 1/15/79
by Opp. 38, vs. Grambling, 12/17/14

Shot .600 or better from field, Team

by UW .673 (37-55), at USC, 12/29/17
by Opp. .617 (29-47), at Arizona State, 2/9/19

Under .300 shooting from field, Team

by UW .295 (18-61), at California, 1/11/20
by Opp. .200 (13-65), USC, 1/5/20

Made 45 field goals, Team

by UW 48, vs. Chico State, 12/1/92
by Opp. 46, Arizona, 2/5/98

Made 35 free throws, Team

by UW 35, Montana, 11/22/19
by Opp. 38, UCLA, 1/1/16

Made 10 3-pointers, Team

by UW 11, vs. Ball State, 12/22/19 - Diamond Head Classic
by Opp. 11, at Stanford, 1/9/20

Had 50 rebounds, Team

by UW 50, at Colorado, 1/20/18
by Opp. 55, at Colorado, 2/13/16

Had 25 assists, Team

by UW 30, vs. California 2/10/11
by Opp. 27, at OSU, 2/10/18

Had 15 steals, Team

by UW 16, BCU, 12/19/17
by Opp. 17, USC, 1/8/04

Had 10 blocked shots, Team

by UW 12, USC, 1/5/20
by Opp. 11, at SDSU, 12/8/13

Committed 30 turnovers, Team

by UW 34, vs. USC, 3/8/97
by Opp. 36, Morgan State, 11/13/05

Over .900 shooting from free throw line, Team (Min. 10 atts)

by UW .933 (14-15), at #1 Gonzaga, 12/5/18
by Opp. .944 (17-18), vs. Houston, 12/25/19 - Diamond Head Classic

Under .500 shooting from free throw line, Team

by UW .480 (12-25), at Stanford, 1/9/20
by Opp. .480 (12-25), USC, 1/5/20

20-Point victory

by UW 21, vs. Ball State, 12/22/19 - Diamond Head Classic
by Opp. 22, vs. North Carolina, 3/24/19 - NCAA Second Round

30-Point victory

by UW 32, USC, 1/5/20
by Opp. 32, at #3 UCLA (98-66), 3/1/17

40-Point victory

by UW 48, vs. Grambling (86-38), 12/17/14
by Opp. 41, #11 UCLA, 2/4/17

50-Point victory

by UW 51, BCU (106-55), BCU, 12/19/17
by Opp. 55, at Arizona (61-116), 12/20/88

Won Seven-Straight Pac-12 Games

by UW 10 games - 1/1/19 - 2/7/19 (only league games)
by UW 11 Games - 2/20/10 – 1/13/11 (3 Pac-10 Tourney Games incl.)

Won Five Straight Conference Road Games

by UW (five) 1/1/19 – 2/7/19, at Utah, at Colorado, at Oregon, at OSU, at Arizona

Ranked in the Associated Press poll

by UW #21, Dec. 22, 2019

Defeated a Ranked Opponent (Associated Press Poll)

by UW 11/8/19, Washington 67, #16 Baylor 64 - Armed Forces Classic

Defeated a Top-10 Ranked Opponent (AP Poll)

by UW 2/3/18, Washington 78, #9 Arizona 75

Played a No. 1 Ranked Opponent (AP Poll)

by UW 12/5/18, at #1 Gonzaga 81, UW 79

Played a Defending National Champion

by UW 11/24/08, Kansas 73, UW 54 in Kansas City, Mo.

Played in the NCAA Tournament

by UW 2019, Advanced to Round of 32

Played in the NIT Postseason Tournament

by UW 2018, Lost to Saint Mary's 85-81, 3/19/18 in Second Round

Registered a Winning Season

by UW 2019 (27-9) (Coach Mike Hopkins)

2019-20 UW MEN'S BASKETBALL – COACH MIKE HOPKINS – RECORD: 60-29 (3Y)

COACH MIKE HOPKINS (3RD YEAR)

Mike Hopkins took over the helm of the University of Washington men's basketball program prior to the 2017-18 season and immediately made his mark. He not only led the Huskies to back-to-back 20 win seasons in his first two years, but was also named the Pac-12 Coach of the Year both years capping his second campaign with the Huskies' first NCAA Tournament appearance since 2011.



Washington continued to improve during year two of the Hopkins' era this most recent season finishing with an overall record of 27-9 after advancing to the second round of the NCAA Tournament. The Huskies posted a 15-3 mark in league action earning them the Pac-12 Regular Season Championship, which they claimed in February with games still to be played.

Hopkins' Huskies earned numerous awards and recognition throughout the season as they entered the national rankings and saw sell out crowds return to Alaska Airlines Arena. The Dawgs picked up seven conference road wins, their most since the 1956-57 season. From an award standpoint alongside his Pac-12 Coach of the Year honor, Hop mentored the 2019 Pac-12 Player of the Year in Jaylen Nowell, just the third Husky to earn the honor and the 2019 Pac-12 Defensive Player of the Year in Matisse Thybulle. Thybulle would also go on to win the Naismith National Defensive Player of the Year award after setting the Pac-12 Career and Single Season steals record.

In his first year, Hop was also named the Pac-12 Coach of the Year becoming just the sixth coach in league history to earn the honor in their first year at their institution and first since 2006-07. He also picked up NABC District 21 Coach of the Year honors.

Hopkins led a team that went from 9-22 to 21-13 with almost entirely the same roster and helped guide Matisse Thybulle to Pac-12 Defensive Player of the Year honors, the first Dawg to earn the award. Noah Dickerson was named to the All-Pac-12 First Team while freshman Jaylen Nowell picked up All-Pac-12 Honorable Mention and All-Pac-12 freshman team accolades. Thybulle was also named to the All-Pac-12 Defensive Team.

Washington made history in Hopkins' first year as the Huskies defeated No. 2 Kansas in Kansas City marking their first-ever win over a top-2 team away from Seattle in program history. Additionally, it was the sixth win over a top-2 opponent in UW history, regardless of place. During the season, Washington also picked up a road win at USC, its first since 2012.

On the weekend of Feb 1-3, Washington knocked off back-to-back ranked opponents in No. 25 Arizona State and No. 9 Arizona at home, making it the first time since the 2006-07 season that the Dawgs defeated ranked teams at home in back-to-back games.

The Huskies also started Pac-12 play at 7-3 after going 2-16 in 2016-17. Over the last 40 seasons, only two league schools began its conference slate 7-3 or better the season after having no more than two conference victories. Stanford started 1993-94 with a 6-3 record after going 2-16 in 1992-93.

In year one for Hop, Washington also saw two student-athletes reach 1,000 career points in Noah Dickerson and David Crisp and witnessed Matisse Thybulle set the single-season and career record for steals.

Hopkins came to Washington from Syracuse University, where he spent 22 seasons alongside Hall of Fame coach Jim Boeheim. In 2015 Syracuse named him head coach designate, set to take over the Orange program after Boeheim's retirement following the 2017-18 season.

"I'm extremely excited to welcome Mike and his family to Seattle," UW Athletic Director Jennifer Cohen said. "His resume and reputation within the basketball community made him stand out to us, but ultimately it was his vision for Washington, his passion for teaching and developing student-athletes and his close alignment with the core values of our institution and department that made it more than clear that he was the right fit for us."

Hopkins had been a member of the Syracuse Orange coaching staff since 1995 and will be the 19th head coach in Washington Basketball history.

"The University of Washington is such a unique place, with a world-class University, an exciting basketball history and unbelievable fan support," Hopkins said. "Together, I believe we can build something very special in Seattle, and I can't wait to get started."

During his time in New York, Syracuse advanced to postseason play in all but one year. He was a part of 16 NCAA Tournament appearances, including the 2003 National Championship, four Final Fours, five Elite Eights and 10 Sweet 16s, along with four NIT berths. Additionally, Syracuse never dipped below a .550 record while Hopkins was on staff.

"I can't express enough thanks to Coach Boeheim for so many years of mentorship and guidance," Hopkins said. "The timing is right for me and my family to make this move."

With the Orange, Hopkins spent his time in New York heavily involved in recruiting and overseeing the development of the SU guards before switching to overseeing the posts during the last four years. He played a key role in the recruitment and success of Carmelo Anthony, Rakeem Christmas, Johnny Flynn, Jason Hart, Gerry McNamara, Andy Rautins and many more who all were able to pursue professional basketball careers either in the NBA or overseas. Additionally, six players earned consensus All-American honors while Hopkins was on staff.

The Syracuse alum not only made an impact with the Orange, but he also played a major role in the success of Team USA Basketball. Hopkins has been a court coach for nine various Team USA staffs which have gone on to win six championships.

He first started with the 21-and-under team in 2000 and 2001 helping with player evaluation for the club that went on to win gold. In 2006, he was with the Senior Men's team before rejoining the staff in 2010 where he travelled with the team en route to their World Championship Title in Turkey.

Hopkins was named the co-coach of the USA Basketball Select Team in 2012 and helped the squad prepare for the Olympics in London, where he served as a court coach as USA won gold. Most recently he played a role in gold medal finishes at the 2014 World Championships and the 2016 Summer Olympics.

As a student-athlete himself, Hopkins became the Orange's starting shooting guard his junior year en route to the team winning the 1992 Big East Championship. Outside of playing 111 career games in the Carrier Dome, he was also named team captain as a senior en route to averaging 9.2 points and 3.7 rebounds.

Hopkins went on to play in the Continental Basketball Association before ending his professional career after stints in the Netherlands and Turkey. Prior to his collegiate experience, The San Mateo, California native, was a member of the 1987 California State Championship team with Mater Dei High School where he played alongside LeRon Ellis.

Hopkins earned his undergraduate degree in speech communications from Syracuse in 1993. He is joined in Seattle by his wife Tricia, and their sons, Michael Griffith Jr. and Grant Richard, and their daughter, Ella Grace.

1 - UW 67, #16 BAYLOR 64

Official Basketball Box Score -- Game Totals -- Final Statistics
Washington vs Baylor
11/08/19 5:30 pm at Alaska Airlines Center - Anchorage, AK

Washington 67 • 1-0

#	Player	Total		3-Ptr	Rebounds			PF	TP	A TO Blk Stl				Min	
		FG-FGA	FG-FGA		FT-FTA	Off	Def			Tot	A	TO	Blk		Stl
04	Jaden McDaniels	f	5-10	1-2	7-8	1	7	8	3	18	3	4	4	1	33
13	Hameir Wright	f	2-5	2-3	0-0	0	4	4	4	6	1	4	4	1	29
33	Isaiah Stewart	f	7-13	0-1	1-1	3	4	7	3	15	2	3	1	0	36
11	Nahziah Carter	g	8-15	4-6	3-6	1	6	7	2	23	0	4	1	3	38
55	Quade Green	g	1-7	0-2	0-0	0	1	1	2	2	9	3	0	0	32
01	Nate Roberts		0-0	0-0	0-0	0	0	0	0	0	0	0	0	0	0+
05	Jamal Bey		1-3	0-1	1-2	0	1	1	0	3	2	1	1	2	19
10	Elijah Hardy		0-0	0-0	0-0	0	1	1	1	0	0	1	0	1	11
14	Sam Timmins		0-0	0-0	0-0	0	0	0	0	0	0	0	0	0	2
Team						0	5	5							
Totals			24-53	7-15	12-17	5	29	34	15	67	17	20	11	8	200

FG % 1st Half: 10-25 40.0% 2nd half: 14-28 50.0% Game: 24-53 45.3% Deadball Rebounds 5,2
3FG % 1st Half: 4-8 50.0% 2nd half: 3-7 42.9% Game: 7-15 46.7%
FT % 1st Half: 0-0 0.0% 2nd half: 12-17 70.6% Game: 12-17 70.6%

Baylor 64 • 1-1

#	Player		Total			3-Ptr	Rebounds			PF	TP	A TO Blk Stl				Min
			FG-FGA	FG-FGA	FT-FTA		Off	Def	Tot			A	TO	Blk	Stl	
25	Clark,Tristan	f	3-14	0-0	1-2	1	5	6	3	7	1	3	0	0	29	
33	Gillespie,Freddie	f	4-11	0-0	3-3	5	5	10	4	11	1	1	3	4	28	
12	Butler,Jared	g	6-9	4-6	2-2	0	3	3	2	18	4	4	0	0	35	
31	Teague,Macio	g	3-8	1-6	1-2	1	4	5	1	8	5	3	0	1	30	
45	Mitchell,Davion	g	1-5	1-3	0-0	0	1	1	1	3	4	3	0	1	30	
02	Bandoo,Devonte		3-7	2-5	1-1	0	3	3	0	9	3	2	0	0	23	
11	Vital,Mark		3-10	0-0	2-2	2	1	3	3	8	1	0	1	1	23	
24	Mayer,Matthew		0-1	0-1	0-0	0	0	0	2	0	0	0	0	0	2	
	Team					3	0	3								
Totals			23-65	8-21	10-12	12	22	34	16	64	19	16	4	7	200	

FG % 1st Half: 11-33 33.3% 2nd half: 12-32 37.5% Game: 23-65 35.4% Deadball Rebounds 2,1
3FG % 1st Half: 5-13 38.5% 2nd half: 3-8 37.5% Game: 8-21 38.1%
FT % 1st Half: 4-4 100.0% 2nd half: 6-8 75.0% Game: 10-12 83.3%

Officials: Marques Pettigrew, Nate Harris, Gerry Pollard
Technical fouls: Washington-TEAM, Baylor-None.
Attendance: 5117
ESPN Armed Forces Classic
Baylor ranked #16 AP/#18 Coaches

Score by periods	1st	2nd	Total
Washington	24	43	67
Baylor	31	33	64

2 - #20 UW 56, MOUNT ST. MARY'S 46

Official Basketball Box Score -- Game Totals -- Final Statistics
Mount St. Mary's vs Washington
11/12/19 6:00 pm at Alaska Airlines Arena

Mount St. Mary's 46 • 1-2,0-0 NEC

#	Player	Total		3-Ptr	Rebounds			PF	TP	A TO Blk Stl				Min	
		FG	FGA	FG-FTA	Off	Def	Tot			A	TO	Blk	Stl		
21	Chidozie Collin Nnam	f	2-4	0-1	1-2	0	0	0	3	5	2	2	1	1	28
22	Nana Opoku	f	3-7	0-1	0-1	2	3	5	2	6	0	3	0	0	21
42	Malik Jefferson	f	2-9	0-0	0-0	4	7	11	3	4	0	1	0	1	32
00	Vado Morse		4-15	2-7	0-0	0	4	4	1	10	3	2	0	1	36
15	Damian Chong Qui	g	2-8	2-5	3-4	1	3	4	2	9	1	3	0	2	35
01	Dee Barnes		0-3	0-2	0-0	1	0	1	1	0	0	0	0	0	9
11	Naim Miller		3-4	3-4	0-0	0	1	1	2	9	1	1	0	0	19
13	Omar Habwe		0-5	0-2	3-6	2	1	3	2	3	0	2	0	1	20
Team						3	2	5							
Totals			16-55	7-22	7-13	13	21	34	16	46	7	14	1	6	200

FG % 1st Half: 7-33 21.2% 2nd half: 9-22 40.9% Game: 16-55 29.1% Deadball Rebounds 2,1
3FG % 1st Half: 2-12 16.7% 2nd half: 5-10 50.0% Game: 7-22 31.8%
FT % 1st Half: 5-8 62.5% 2nd half: 2-5 40.0% Game: 7-13 53.8%

Washington 56 • 2-0,0-0 Pac-12

#	Player	Total		3-Ptr	Rebounds			PF	TP	A TO Blk Stl				Min	
		FG-FGA	FG-FGA	FT-FTA	Off	Def	Tot			A	TO	Blk	Stl		
04	Jaden McDaniels	f	2-9	1-3	0-0	2	7	9	2	5	4	5	2	2	39
11	Nahziah Carter	f	5-12	1-4	3-4	1	2	3	1	14	3	1	1	1	31
13	Hameir Wright	f	3-8	2-5	1-2	2	5	7	3	9	4	2	2	1	30
33	Isaiah Stewart	f	7-10	0-1	2-4	1	4	5	3	16	1	1	5	0	34
55	Quade Green	g	2-4	0-1	1-2	3	3	6	1	5	3	3	0	2	34
01	Nate Roberts		0-0	0-0	0-0	0	0	0	0	0	0	0	0	0	2
05	Jamal Bey		2-6	0-1	0-2	1	1	2	2	4	0	2	0	0	17
10	Elijah Hardy		1-4	1-3	0-0	0	1	1	2	3	1	1	0	1	9
14	Sam Timmins		0-0	0-0	0-0	0	0	0	0	0	0	0	0	0	4
Team						0	2	2							

FG % 1st Half: 9-24 37.5% 2nd half: 13-29 44.8% Game: 22-53 41.5% Deadball Rebounds 6,5
3FG % 1st Half: 2-9 22.2% 2nd half: 3-9 33.3% Game: 5-18 27.8%
FT % 1st Half: 1-4 25.0% 2nd half: 6-10 60.0% Game: 7-14 50.0%

Officials: Rick Batsell,Larry Scrittto,Tommy Nunez
Technical fouls: Mount St. Mary's-None, Washington-None.
Attendance: 7480
2019-20 Men's Basketball, Round: 0, Mount St. Mary's vs Washington, Played at

Score by periods	1st	2nd	Total
Mount St. Mary's	21	25	46
Washington	21	35	56

3 - #20 UW 62, vs. TENNESSEE 75

Official Basketball Box Score -- Game Totals -- Final Statistics
Washington vs Tennessee
11/16/19 5:00 pm at Scotiabank Arena

Washington 62 • 2-1,0-0 Pac-12

#	Player		Total		3-Ptr	Rebounds					PF	TP	A TO Blk Stl				Min
			FG-FGA	FG-FGA	FT-FTA	Off	Def	Tot	A	TO			Blk	Stl			
04	Jaden McDaniels	f	6-17	2-7	1-2	0	4	4	5	15	2	5	1	2	36		
11	Nahziah Carter	f	8-19	1-3	1-2	4	8	12	2	18	0	3	1	2	39		
13	Hameir Wright	f	0-3	0-3	0-0	0	1	1	5	0	5	1	0	0	20		
33	Isaiah Stewart	f	7-12	0-0	0-2	4	6	10	3	14	1	2	0	0	31		
55	Quade Green	g	3-9	2-3	2-2	1	2	3	5	10	6	4	0	1	33		
01	Nate Roberts		0-0	0-0	0-0	0	3	3	0	0	0	0	0	2	6		
05	Jamal Bey		0-0	0-0	1-2	0	1	1	0	1	1	1	0	0	17		
10	Elijah Hardy		0-2	0-2	0-0	0	0	0	0	0	0	1	0	0	7		
14	Sam Timmins		2-3	0-0	0-0	1	2	3	1	4	0	0	2	1	11		
Team						5	0	5									
Totals				26-65	5-18	5-10	15	27	42	21	62	15	17	4	8	200	

FG % 1st Half: 13-30 43.3% 2nd half: 13-35 37.1% Game: 26-65 40.0% Deadball Rebounds 3
3FG % 1st Half: 1-7 14.3% 2nd half: 4-11 36.4% Game: 5-18 27.8%
FT % 1st Half: 1-2 50.0% 2nd half: 4-8 50.0% Game: 5-10 50.0%

Tennessee 75 • 3-0,0-0 SEC

#	Player		Total		3-Ptr	Rebounds			PF	TP	A TO Blk Stl				Min	
			FG-FGA	FG-FGA		FT-FTA	Off	Def			Tot	A	TO	Blk		Stl
10	John Fulkerson	f	4-8		0-0	6-6	2	4	6	3	14	2	1	2	2	30
01	Lamonte Turner	g	3-12		1-5	9-11	1	6	7	2	16	8	6	1	2	39
05	Josiah-Jordan James	g	4-4		1-1	0-0	0	4	4	3	9	5	3	0	2	36
23	Jordan Bowden	g	6-13		3-5	3-5	0	6	6	0	18	3	0	0	2	39
35	Yves Pons	g	7-13		1-2	0-0	1	2	3	3	15	0	1	1	0	34
13	Jalen Johnson		0-1		0-0	0-0	0	0	0	0	0	1	0	0	0	6
21	Olivier Nkamhoua		1-2		0-0	1-2	0	0	0	3	3	0	1	2	1	16
Team							2	4	6							
Totals			25-53		6-13	19-24	6	26	32	14	75	19	14	6	9	200

FG % 1st Half: 15-27 55.6% 2nd half: 10-26 38.5% Game: 25-53 47.2% Deadball Rebounds 0
3FG % 1st Half: 5-8 62.5% 2nd half: 1-5 20.0% Game: 6-13 46.2%
FT % 1st Half: 5-6 83.3% 2nd half: 14-18 77.8% Game: 19-24 79.2%

Officials: Rob Reilly,DJ Carstendew,Bo Boroski
Technical fouls: Washington-None, Tennessee-None.
Attendance: 6802

Score by periods	1st	2nd	Total
Washington	28	34	62
Tennessee	40	35	75

Last FG - UW 2nd-01:15, UT 2nd-04:42.
Largest lead - UW by 1 1st-19:37, UT by 14 1st-01:47.
UW led for 00:26. UT led for 38:41. Game was tied for 00:53.

Points	In	Off	2nd	Fast	Bench
UW	Paint	T/O	Chance	Break	
UT	26	13	12	15	5
		11	5	7	3

Score tied - 1 time.
Lead changed - 3 times.

2019-20 HUSKY BASKETBALL

4 - #25 UW 72, MAINE 53

Official Basketball Box Score -- Game Totals -- Final Statistics
Maine vs Washington
11/19/19 8:00 pm at Alaska Airlines Arena

Maine 53 • 1-3,0-0 America

#	Player		Total		3-Ptr	Rebounds			PF	TP	A TO Blk Stl				Min
			FG	FGA	FGA	FT	FTA	Off			Def	Tot	A	TO	
00	Andrew Fleming	f	7-14	2-3	2-2	0	4	4	2	18	3	3	1	0	37
03	Vilgot Larsson	f	0-3	0-1	0-2	0	3	3	3	0	3	1	0	0	17
05	Nedeljko Prjorvic	f	7-9	4-5	0-0	0	3	3	1	18	2	1	0	0	29
01	Mykhailo Yagodin	f	2-6	1-5	0-0	2	3	5	1	15	1	0	0	0	26
25	Sergio El Darwich	g	2-10	0-7	0-0	1	8	9	1	4	5	5	1	1	37
02	Ja'Shonte Wright-Mcl	f	0-0	0-0	0-0	0	0	0	2	0	0	1	0	0	5
10	Stephane Ingo	f	0-1	0-0	0-0	0	1	1	0	0	0	1	1	0	9
11	Agan Kizilcaya	f	0-0	0-0	0-0	0	0	0	0	0	0	0	0	0	4
12	Veljko Radakovic	f	0-0	0-0	0-0	0	0	0	1	0	1	2	0	0	5
13	Miks Antoms	f	1-2	0-0	0-0	2	3	5	1	2	3	2	0	0	12
15	Taylor Schildroth	f	0-0	0-0	0-0	0	1	1	0	0	0	0	0	0	4
21	Precious Okoh	f	1-5	1-5	0-0	0	0	0	1	3	0	1	0	0	11
44	Peter Stumer	f	1-1	1-1	0-0	0	2	2	3	3	0	0	0	0	4
	Team					0	0	0	0	0	0	0	0	0	0
	Totals		21-51	9-27	2-4	0	29	33	17	53	18	20	2	2	200

5 - #25 UW 73, MONTANA 56

Official Basketball Box Score -- Game Totals -- Final Statistics

Montana vs Washington
11/22/19 8:00 pm at Alaska Airlines Arena

Montana 56 • 1-3,0-0 Big Sky

#	Player	Total			3-Ptr			Rebounds			PF	TP	A	TO	Blk	Stl	Min
		FG-FGA	FG-FGA	FT-FTA	Off	Def	Tot	Off	Def	Tot							
00	Kyle Owens	f	1-6	0-1	2-3	1	1	2	3	4	1	1	0	1	0	1	21
35	Derrick Carter-Holli	f	1-4	0-0	1-2	2	4	6	5	3	0	3	0	0	1	1	22
01	Timmy Falls	g	1-3	0-2	2-3	0	1	1	4	4	2	0	2	2	2	24	24
02	Kendal Manuel	g	6-17	2-8	1-1	0	2	2	2	15	3	1	0	0	0	38	38
04	Sayed Pridgett	g	5-10	2-3	1-2	1	2	3	5	13	0	5	0	0	0	2	28
10	Josh Vazquez	g	3-6	3-5	0-0	0	2	2	4	9	2	3	0	1	0	31	31
03	Eddy Egun	g	2-6	2-3	0-0	2	4	6	4	6	3	3	0	0	0	16	16
23	Mack Anderson	g	0-2	0-0	2-2	1	0	1	4	2	0	1	0	0	0	12	12
33	Jared Samuelson	g	0-3	0-0	0-0	0	1	1	2	0	0	0	0	0	0	8	8
Team							2	1	3					1			
Totals			19-57	9-22	9-13	9	18	27	33	56	13	20	0	7			200
FG % 1st Half: 8-26		30.8%	2nd half: 11-31		35.5%	Game: 19-57		33.3%	Deadball								
3FG % 1st Half: 5-9		55.6%	2nd half: 4-13		30.8%	Game: 9-22		40.9%	Rebounds								
FT % 1st Half: 8-11		72.7%	2nd half: 1-2		50.0%	Game: 9-13		69.2%	2.1								

Washington 73 • 4-1,0-0 Pac-12

#	Player	Total			3-Ptr			Rebounds			PF	TP	A	TO	Blk	Stl	Min
		FG-FGA	FG-FGA	FT-FTA	Off	Def	Tot	Off	Def	Tot							
04	Jaden McDaniels	f	4-9	0-2	6-8	2	4	6	3	14	3	5	2	1	37	37	37
11	Nahziah Carter	f	4-8	0-1	5-7	1	6	7	5	13	0	2	0	0	30	30	30
13	Hameir Wright	f	0-4	0-3	5-8	2	6	8	2	5	3	4	1	2	33	33	33
33	Isaiah Stewart	f	5-7	0-1	8-9	1	1	2	4	18	1	2	0	0	15	15	15
55	Quade Green	g	2-6	0-2	5-6	1	4	5	0	9	0	3	0	0	27	27	27
05	Jamal Bey	g	2-4	0-2	3-4	0	1	1	3	7	0	1	1	3	28	28	28
10	Elijah Hardy	g	0-0	0-0	0-0	0	0	0	0	0	0	1	0	1	10	10	10
14	Sam Timmins	g	2-4	0-0	3-4	1	4	5	1	7	0	3	0	1	20	20	20
15	Marcus Tsohonis	g	0-0	0-0	0-0	0	0	0	0	0	0	0	0	0	0+	0+	0+
Team							0	2	2								
Totals			19-42	0-11	35-46	8	28	36	18	73	7	21	5	8			200
FG % 1st Half: 9-23		39.1%	2nd half: 10-19		52.6%	Game: 19-42		45.2%	Deadball								
3FG % 1st Half: 0-6		0.0%	2nd half: 0-5		0.0%	Game: 0-11		0.0%	Rebounds								
FT % 1st Half: 13-18		72.2%	2nd half: 22-28		78.6%	Game: 35-46		76.1%	7.3								

Officials: Michael Greenstein, Larry Spaulding, Shawn Leighigh
Technical fouls: Montana-Sayed Pridgett. Washington-Jaden McDaniels.
Attendance: 8370

Score by periods	1st	2nd	Total
Montana	29	27	56
Washington	31	42	73

Last FG - Mont 2nd-00:03, UW 2nd-00:08.
Largest lead - Mont by 1 2nd-18:01, UW by 19 2nd-00:08.
Mont led for 00:21, UW led for 37:29. Game was tied for 02:10.

Points	In	Off	2nd	Fast	Bench
Mont	10	23	5	8	17
UW	38	23	8	16	14

Score tied - 2 times.
Lead changed - 2 times.

6 - #25 UW 88, SAN DIEGO 69

Official Basketball Box Score -- Game Totals -- Final Statistics

San Diego vs Washington
11/24/19 7:30 pm at Alaska Airlines Arena

San Diego 69 • 2-5,0-0 WCC

#	Player	Total			3-Ptr			Rebounds			PF	TP	A	TO	Blk	Stl	Min
		FG-FGA	FG-FGA	FT-FTA	Off	Def	Tot	Off	Def	Tot							
15	Alex Floresca	f	4-7	0-0	2-3	1	3	4	10	1	2	0	0	0	0	21	
40	James Jean-Marie	f	1-7	0-0	0-2	1	4	5	3	2	5	1	2	0	0	36	
00	Marion Humphrey	g	4-6	2-3	3-3	0	1	1	2	13	2	0	0	1	36	36	
01	Braun Hartfield	g	2-6	1-4	1-2	0	2	2	6	1	3	0	1	32	32	32	
02	Joey Calacatera	g	4-8	1-2	0-0	1	2	3	0	9	1	2	0	0	15	15	
03	Noel Coleman	g	0-1	0-0	0-0	0	0	0	1	0	0	0	0	0	2	2	
04	Sabry Philip	g	2-3	0-1	0-1	0	0	0	1	4	0	0	0	0	8	8	
05	Finn Sullivan	g	3-8	3-7	0-0	2	1	3	2	9	4	3	0	3	24	24	
10	Mikal Gjerde	g	1-1	1-1	1-1	1	2	3	0	4	1	0	0	0	3	3	
20	Jared Rodriguez	g	5-11	1-2	1-1	1	0	1	4	12	0	2	0	0	22	22	
31	Reggie Parriss	g	0-0	0-0	0-0	0	0	0	0	0	0	0	0	0	0+	0+	
Team							2	3	5								
Totals			26-58	9-20	8-13	9	18	27	19	69	15	13	2	5		200	
FG % 1st Half: 11-27		40.7%	2nd half: 15-31		48.4%	Game: 26-58		44.8%	Deadball								
3FG % 1st Half: 4-9		44.4%	2nd half: 5-11		45.5%	Game: 9-20		45.0%	Rebounds								
FT % 1st Half: 4-5		80.0%	2nd half: 4-8		50.0%	Game: 8-13		61.5%	1.3								

Washington 88 • 5-1,0-0 Pac-12

#	Player	Total			3-Ptr			Rebounds			PF	TP	A	TO	Blk	Stl	Min
		FG-FGA	FG-FGA	FT-FTA	Off	Def	Tot	Off	Def	Tot							
04	Jaden McDaniels	f	7-10	2-3	4-5	0	3	3	2	20	0	3	0	1	30	30	30
11	Nahziah Carter	f	7-10	2-3	0-1	2	5	7	3	16	2	2	1	2	25	25	25
13	Hameir Wright	f	2-3	2-3	2-3	1	4	5	3	8	2	0	0	1	26	26	26
33	Isaiah Stewart	f	10-18	0-1	5-7	3	4	7	1	25	0	1	2	0	29	29	29
55	Quade Green	g	2-5	0-2	2-2	1	2	3	1	6	10	0	0	0	18	18	18
01	Nate Roberts	g	1-2	0-1	0-2	0	2	2	0	2	0	1	1	0	8	8	8
05	Jamal Bey	g	2-4	1-1	0-0	1	2	3	1	5	1	1	0	1	20	20	20
10	Elijah Hardy	g	0-0	0-0	0-0	0	1	1	2	0	4	2	0	2	18	18	18
12	Jason Crandall	g	0-0	0-0	0-0	0	0	0	0	0	0	0	0	0	0+	0+	0+
14	Sam Timmins	g	0-0	0-0	1-3	0	1	1	0	1	0	0	0	0	7	7	7
15	Marcus Tsohonis	g	0-0	0-0	0-0	0	0	0	0	0	0	0	0	0	4	4	4
20	Quin Bernard	g	0-0	0-0	0-0	0	0	0	0	0	0	0	0	0	0+	0+	0+
21	RaeQuan Battle	g	0-2	0-2	0-0	0	0	0	1	0	0	0	0	0	1	5	5
23	Bryan Penn-Johnson	g	2-2	0-0	1-1	0	0	0	2	5	0	0	1	0	6	6	6
30	Jonah Geron	g	0-0	0-0	0-0	0	0	0	0	0	0	0	0	0	0+	0+	0+
34	Travis Rice	g	0-1	0-1	0-0	0	0	0	2	0	0	0	0	0	0	2	2
34	Reagan Lundeen	g	0-0	0-0	0-0	0	0	0	0	0	0	0	0	0	0	2	2
Team							0	1									
Totals			33-57	7-17	15-24	8	25	33	18	88	20	10	5	8			200
FG % 1st Half: 16-28		57.1%	2nd half: 17-29		58.6%	Game: 33-57		57.9%	Deadball								
3FG % 1st Half: 2-6		33.3%	2nd half: 5-11		45.5%	Game: 7-17		41.2%	Rebounds								
FT % 1st Half: 7-10		70.0%	2nd half: 8-14		57.1%	Game: 15-24		62.5%	4.2								

Officials: Kelly Pfeiffer, Casey McClellan, Tony Padilla
Technical fouls: San Diego-None. Washington-None.
Attendance: 8537

Score by periods	1st	2nd	Total
San Diego	30	39	69
Washington	41	47	88

Last FG - SD 2nd-00:29, UW 2nd-00:29.
Largest lead - SD by 3 1st-17:22, UW by 28 2nd-06:57.
SD led for 04:09, UW led for 34:08. Game was tied for 01:43.

Points	In	Off	2nd	Fast	Bench
SD	28	12	15	5	29
UW	46	16	15	24	13

Score tied - 4 times.
Lead changed - 6 times.

7 - #22 UW 75, SOUTH DAKOTA 55

Official Basketball Box Score -- Game Totals -- Final Statistics

9 - #9 GONZAGA 83, #22 UW 76

10 - #22 UW 81, SEATTLE 59

Official Basketball Box Score -- Game Totals -- Final Statistics
Gonzaga vs Washington
12/08/19 4:00 pm at Alaska Airlines Arena

Gonzaga 83 • 10-1,0-0 WCC

#	Player		Total			3-Ptr		Rebounds			PF	TP	A	TO	Blk	Stl	Min
			FG-FGA	FG-FGA	FT-FTA	Off	Def	Tot									
03	Filip Petrushev	f	7-15	0-0	3-4	4	6	10	3	17	0	2	0	1	30		
24	Corey Kispert	f	5-11	2-7	3-3	1	3	4	3	15	0	0	0	1	36		
33	Killian Tillie	f	5-11	2-5	3-5	1	4	5	2	15	6	1	1	4	34		
04	Ryan Woolridge	g	8-11	0-0	0-0	1	3	4	0	16	3	5	0	3	39		
11	Joel Ayayi	g	4-13	2-8	2-2	0	5	5	3	12	4	1	0	1	33		
01	Admon Gilder		2-5	0-1	0-0	0	1	1	1	4	0	0	0	0	10		
02	Drew Timme		2-3	0-0	0-0	2	2	4	3	4	0	0	0	1	10		
22	Anton Watson		0-0	0-0	0-0	0	0	0	3	0	2	2	0	1	8		
Team						2	1	3			1						
Totals				33-69	6-21	11-14	11	25	36	18	83	15	12	1	12	200	
FG % 1st Half: 18-38			47.4%	2nd half: 15-31			48.4%	Game: 33-69			47.8%	Deadball Rebounds 0.1					
3FG % 1st Half: 3-12			25.0%	2nd half: 3-9			33.3%	Game: 6-21			28.6%						
FT % 1st Half: 2-3			66.7%	2nd half: 9-11			81.8%	Game: 11-14			78.6%						

Washington 76 • 7-2,0-0 Pac-12

#	Player	Total		3-Ptr		Rebounds			PF	TP	A	TO	Blk	Stl	Min	
		FG-FGA	FG-FGA	FT-FTA	Off	Def	Tot									
04	Jaden McDaniels	f	6-10	2-3	1-2	0	7	7	3	15	5	5	1	0	33	
11	Nahziah Carter	f	6-13	2-6	1-2	0	5	3	3	15	0	3	2	0	37	
13	Hameir Wright	f	3-6	2-5	0-0	0	3	3	4	8	1	3	3	1	32	
33	Isaiah Stewart	f	6-7	0-0	9-10	2	8	10	2	21	1	2	0	1	37	
55	Quade Green	g	6-12	2-4	0-0	0	2	2	3	14	8	3	0	1	33	
05	Jamal Bey	g	1-6	1-4	0-0	0	1	1	0	3	1	1	0	3	20	
10	Elijah Hardy	g	0-1	0-1	0-0	0	0	0	1	0	0	1	0	0	5	
14	Sam Timmins	g	0-0	0-0	0-0	0	0	0	0	0	0	0	0	0	3	
Team						0	2	2			1					
Totals			28-55	9-23	11-14	2	28	30	16	76	16	19	6	6	200	
FG % 1st Half: 15-28		53.6%	2nd half: 13-27		48.1%	Game: 28-55		50.9%							Deadball Rebounds 2	
3FG % 1st Half: 4-13		30.8%	2nd half: 5-10		50.0%	Game: 9-23		39.1%								
FT % 1st Half: 3-4		75.0%	2nd half: 8-10		80.0%	Game: 11-14		78.6%								

Officials: Mike Reed, Mike Scyphers, Verne Harris
Technical fouls: Gonzaga-None, Washington-None.
Attendance: 9268
Sell Out Crowd at AAA

Score by periods	1st	2nd	Total
Gonzaga	41	42	83
Washington	37	39	76

Last FG - Gonz 2nd-00:25, UW 2nd-01:45.
Largest lead - Gonz by 9 2nd-08:35, UW by 3 1st-18:31.
Gonz led for 37:32, UW led for 01:47. Game was tied for 00:41.

Points	In Paint	Off T/O	2nd Chance	Fast Break	Bench
Gonz	42	18	16	10	8
UW	26	9	3	13	3

Score tied - 0 times.
Lead changed - 2 times.

Official Basketball Box Score -- Game Totals -- Final Statistics
Seattle U vs Washington
12/17/19 8:00 pm at Alaska Airlines Arena

Seattle U 59 • 6-6,0-0 WAC

#	Player	Total			3-Ptr		Rebounds			PF	TP	A	TO	Blk	Stl	Min
		FG-FGA	FG-FGA	FT-FTA	Off	Def	Tot									
01	Myles Carter	f	1-3	0-0	0-0	0	2	2	2	2	0	1	0	0	18	
11	Riley Grigsby	g	2-5	1-4	3-4	1	4	5	2	8	2	1	0	0	28	
13	Morgan Means	g	4-13	1-7	4-4	3	1	4	3	13	1	1	0	3	39	
23	Terrell Brown	g	9-22	1-3	2-3	0	7	7	1	21	2	3	0	0	38	
24	Delante Jones	g	2-7	0-4	0-0	0	1	1	1	4	1	1	0	0	22	
10	Aaron Nettles	g	2-4	2-4	0-0	1	0	1	0	6	1	1	0	1	17	
12	Mattia Da Campo	g	2-5	0-1	1-2	2	1	3	4	5	1	1	0	0	23	
21	Jordan Dallas	g	0-2	0-0	0-0	2	2	4	5	0	0	1	1	0	15	
Team						2	1	3								
Totals			22-61	5-23	10-13	11	19	30	18	59	8	10	1	4	200	
FG % 1st Half: 13-34		38.2%	2nd half: 9-27		33.3%	Game: 22-61		36.1%							Deadball Rebounds 2	
3FG % 1st Half: 3-10		30.0%	2nd half: 2-13		15.4%	Game: 5-23		21.7%								
FT % 1st Half: 4-6		66.7%	2nd half: 6-7		85.7%	Game: 10-13		76.9%								

Washington 81 • 8-2,0-0 Pac-12

#	Player	Total		3-Ptr		Rebounds			PF	TP	A	TO	Blk	Stl	Min	
		FG-FGA	FG-FGA	FT-FTA	Off	Def	Total									
04	Jaden McDaniels	f	3-6	1-2	3-4	0	5	5	4	10	4	3	1	0	37	
11	Nahziah Carter	f	2-7	1-4	4-4	0	2	2	3	9	0	4	5	1	32	
13	Hameir Wright	f	1-6	1-5	1-2	1	6	7	1	4	2	3	1	0	33	
33	Isaiah Stewart	f	11-14	0-0	5-8	4	9	13	2	27	0	0	0	1	33	
55	Quade Green	g	7-8	4-5	2-3	0	1	1	0	20	3	1	0	0	25	
05	Jamal Bey	g	2-5	1-3	2-2	0	3	3	2	7	1	2	0	2	23	
10	Elijah Hardy	g	2-2	0-0	0-0	0	1	1	0	4	4	0	0	0	12	
14	Sam Timmins	g	0-0	0-0	0-0	0	0	0	1	0	0	1	0	0	5	
Team						0	1	1								
Totals			28-48	8-19	17-23	5	28	33	13	81	14	14	7	4	200	
FG % 1st Half: 10-22		45.5%	2nd half: 18-26		69.2%	Game: 28-48		58.3%							Deadball Rebounds 2.1	
3FG % 1st Half: 3-11		27.3%	2nd half: 5-8		62.5%	Game: 8-19		42.1%								
FT % 1st Half: 9-11		81.8%	2nd half: 8-12		66.7%	Game: 17-23		73.9%								

Officials: Michael Greenstein, Eric Curry, Tony Padilla
Technical fouls: Seattle U-None, Washington-None.
Attendance: 7760

Score by periods	1st	2nd	Total
Seattle U	33	26	59
Washington	32	49	81

Last FG - SU 2nd-03:18, UW 2nd-00:22.
Largest lead - SU by 3 1st-00:48, UW by 22 2nd-00:22.
SU led for 02:55, UW led for 32:34. Game was tied for 04:31.

Points	In Paint	Off T/O	2nd Chance	Fast Break	Bench
SU	22	16	3	4	11
UW	32	6	6	13	11

Score tied - 11 times.
Lead changed - 7 times.

11 - #22 UW 85, BALL STATE 64

Official Basketball Box Score -- Game Totals -- Final Statistics
Ball St. vs Washington
12/22/19 4:30 pm at Stan Sherriff Center

Ball St. 64 • 6-5,0-0 MAC

#	Player	Total			3-Ptr		Rebounds			PF	TP	A	TO	Blk	Stl	Min
		FG	FGA	FG-FGA	FT	FTA	Off	Def	Tot							
14	Kyle Mallers	f	1-6	1-5	0-0	0	1	1	1	3	1	0	0	0	0	32
25	Tahjai Teague	f	8-15	0-1	4-4	7	4	11	4	20	2	4	0	2	31	
02	Luke Bumbalough	g	3-10	2-9	0-0	0	1	1	1	8	0	2	0	0	0	29
05	Ishmael El-Amin	g	4-8	3-6	2-3	0	3	3	4	13	1	2	1	0	32	
11	Jarron Coleman	g	4-11	1-3	2-2	1	3	4	2	11	2	2	0	1	1	29
01	K.J. Walton	g	2-6	0-0	1-2	1	2	3	0	5	0	1	0	0	0	19
03	Josh Thompson	g	0-0	0-0	0-0	0	0	0	1	0	2	3	0	0	0	7
12	Brachen Hazen	g	0-1	0-0	4-4	0	2	2	1	4	0	1	1	0	0	17
13	Kani Acree	g	0-0	0-0	0-0	0	0	0	0	0	0	0	0	0	0	4
Team						1	3	4								
Totals			22-57	7-24	13-15	10	19	29	14	64	8	15	2	3	200	
FG % 1st Half: 13-29		44.8%	2nd half: 9-28		32.1%	Game: 22-57		38.6%							Deadball Rebounds	
3FG % 1st Half: 5-12		41.7%	2nd half: 2-12		16.7%	Game: 7-24		29.2%							1.1	
FT % 1st Half: 9-9		100.0%	2nd half: 4-6		66.7%	Game: 13-15		86.7%								

Washington 85 • 9-2,0-0 Pac-12

13 - HOUSTON 75, #21 UW 71

Official Basketball Box Score -- Game Totals -- Final Statistics
Houston vs Washington
12/25/19 3:30 pm at Stan Sheriff Center

Houston 75 • 10-3,0-0 AAC

#	Player	Total			3-Ptr			Rebounds			PF	TP	A			TO	Bk	Stl	Min
		FG-FGA	FG-FGA	FT-FTA	Off	Def	Tot	A	Bk	Stl									
35	Fabian White Jr	f	7-13	0-0	5-5	1	1	2	2	19	1	1	0	1	0	0	1	24	
55	Brisson Gresham	f	0-3	0-0	0-0	2	0	2	3	0	0	0	0	0	0	0	16		
02	Caleb Mills	g	6-16	3-9	4-5	2	1	3	2	19	2	1	0	0	0	0	34		
11	Nate Hinton	g	2-9	1-2	0-0	1	7	8	2	5	3	0	0	2	2	2	22		
24	Quentin Grimes	g	2-9	2-6	8-8	1	5	6	0	14	6	0	0	2	3	6	0		
00	Marcus Sasser	g	2-6	1-4	0-0	0	2	2	1	5	1	1	0	0	0	0	22		
01	Chris Harris Jr	g	2-3	0-0	0-0	5	1	6	2	4	0	1	3	1	3	1	24		
03	DeJon Jarreau	g	0-1	0-0	0-0	1	1	2	1	0	0	3	0	0	0	0	6		
04	Justin Gorham	g	4-7	1-1	0-0	1	2	3	3	9	0	0	0	0	0	0	16		
Team							2	1	3								200		
Totals			25-67	8-22	17-18	16	21	37	16	75	13	7	3	6	20				
FG % 1st Half: 12-36			33.3%	2nd half: 13-31	41.9%	Game: 25-67	37.3%												Deadball Rebounds
3FG % 1st Half: 3-7			42.9%	2nd half: 5-15	33.3%	Game: 8-22	36.4%												
FT % 1st Half: 4-4			100.0%	2nd half: 13-14	92.9%	Game: 17-18	94.4%												

Washington 71 • 10-3,0-0 Pac-12

#	Player	Total			3-Ptr			Rebounds			PF	TP	A	TO	Bk	Stl	Min	
		FG-FGA	FG-FGA	FT-FTA	Off	Def	Tot											
00	Jaden McDaniels	f	3-7	2-4	2-2	0	4	4	5	10	0	4	0	0	0	0	33	
11	Nahziah Carter	f	6-9	3-4	0-0	2	4	6	4	15	0	3	0	0	0	0	31	
13	Hameir Wright	f	2-9	1-7	0-0	1	6	7	2	5	4	1	1	0	0	0	37	
33	Isaiah Stewart	f	8-13	0-0	9-11	5	3	8	3	25	1	3	2	0	0	0	34	
55	Quade Green	g	3-8	2-5	3-4	1	0	1	2	11	7	2	0	2	2	3	34	
05	Jamal Bey		1-5	1-2	0-0	0	1	1	1	3	0	1	0	1	0	1	19	
10	Elijah Hardy		0-0	0-0	0-0	0	1	1	1	0	0	1	0	1	0	1	5	
14	Sam Timmins		1-1	0-0	0-0	0	1	1	0	2	0	0	0	0	0	0	7	
	Team					0	2	2										
Totals			24-52	9-22	14-17	9	22	31	18	71	12	15	3	4	200			
FG % 1st Half: 10-24			41.7%	2nd half: 14-28	50.0%	Game: 24-52		46.2%										Deadball Rebounds 1.3
3FG % 1st Half: 6-12			50.0%	2nd half: 3-10	30.0%	Game: 9-22		40.9%										
FT % 1st Half: 10-13			76.9%	2nd half: 4-4	100.0%	Game: 14-17		82.4%										

Officials: Kevin Brill, Tony Padilla, Keith Kimble
Technical fouls: Houston-None, Washington-None.
Attendance: 6356

Score by periods	1st	2nd	Total
Houston	31	44	75
Washington	36	35	71

Last FG - UW 2nd-01:30, UW 2nd-00:00.
Largest lead - UW by 6 2nd-03:33, UW by 14 1st-06:01.
UW led for 07:42. UW led for 29:59. Game was tied for 02:19.

Points	In Paint	Off T/O	2nd Chance	Fast Break	Bench
UH	26	17	15	12	18
UW	28	10	7	14	5

Score tied - 5 times.
Lead changed - 10 times.

14 - UCLA 66, UW 64

Official Basketball Box Score -- Game Totals -- Final Statistics
UCLA vs Washington
01/02/20 7:00 pm at Alaska Airlines Arena

UCLA 66 • 8-6,1-0 Pac-12

#	Player	Total		3-Ptr		Rebounds			PF	TP	A	TO	Bk	Stl	Min
		FG-FGA	FG-FGA	FT-FTA	Off	Def	Tot								
02	Cody Riley	f	1-5	0-0	2-5	0	1	1	5	4	0	0	0	0	12
04	Jaime Jaquez Jr.		2-7	0-2	2-2	6	5	11	4	6	3	1	0	3	37
05	Chris Smith	g	8-13	0-1	1-2	8	4	12	1	17	5	2	0	0	24
10	Tyger Campbell		2-7	1-6	0-0	0	0	0	3	5	7	3	0	1	35
23	Prince Ali	g	2-10	1-3	0-2	1	1	2	3	5	0	4	0	1	24
00	Alex Olesinski		1-2	1-1	0-0	1	1	2	1	3	0	0	0	0	6
03	Jules Bernard		0-0	0-0	0-0	1	0	1	0	0	0	1	0	0	2
13	Jake Kyman		7-12	7-12	0-0	0	0	0	3	21	0	0	0	1	25
24	Jalen Hill		1-4	0-0	3-4	0	3	3	4	5	0	2	1	1	30
34	David Singleton		0-1	0-1	0-0	0	0	0	1	0	0	0	0	0	5
Team						22	16	38	25	66		2	6		200
Totals			24-61	10-26	8-15	22	16	38	25	66	15	15	2	6	
FG % 1st Half: 12-29		41.4%	2nd half: 12-32		37.5%	Game: 24-61		39.3%	Deadball Rebounds						
3FG % 1st Half: 4-10		40.0%	2nd half: 6-16		37.5%	Game: 10-26		38.5%	4.1						
FT % 1st Half: 6-8		75.0%	2nd half: 2-7		28.6%	Game: 8-15		53.3%							

Washington 64 • 10-4,0-1 Pac-12

#	Player		Total		3-Ptr		Rebounds			PF	TP	A	TO	Bk	Stl	Min
			FG-FGA	FG-FGA	FT-FTA	Off	Def	Tot								
00	Jaden McDaniels	f	1-4	1-2	0-0	1	1	2	5	3	1	4	0	0	14	
11	Nahziah Carter	f	5-11	1-3	5-8	1	3	4	1	16	1	2	2	2	32	
13	Hameir Wright	f	0-2	0-2	1-2	2	2	4	3	1	0	2	0	0	29	
33	Isaiah Stewart	f	6-12	0-0	12-14	6	5	11	4	24	0	2	5	0	34	
55	Quade Green	g	3-8	1-3	4-4	0	1	1	1	11	4	4	0	0	35	
01	Nate Roberts		1-1	0-0	0-0	0	0	0	0	1	2	0	0	0	6	
05	Jamal Bey		2-6	0-2	0-2	1	0	1	1	4	1	0	1	1	31	
10	Elijah Hardy		0-0	0-0	0-0	0	1	1	1	0	1	0	0	1	4	
14	Sam Timmins		0-0	0-0	1-2	0	2	2	0	1	0	0	1	0	8	
21	RaeQuan Battle		1-2	0-0	0-0	0	1	1	0	2	0	0	0	1	7	
	Team					0	0	0	0							
Totals			19-46	3-12	23-32	11	16	27	17	64	8	14	9	5	200	
FG % 1st Half: 8-23			34.8%	2nd half: 11-23	47.8%	Game: 19-46			41.3%	Deadball Rebounds						
3FG % 1st Half: 2-8			25.0%	2nd half: 1-4	25.0%	Game: 3-12			25.0%	8.2						
FT % 1st Half: 6-7			85.7%	2nd half: 17-25	68.0%	Game: 23-32			71.9%							

Officials: John Higgins, Randy McCall, Eric Curry
Technical fouls: UCLA-None, Washington-Jaden McDaniels.
Attendance: 9027

Score by periods	1st	2nd	Total
UCLA	34	32	66
Washington	24	40	64

Last FG - UCLA 2nd-00:09, UW 2nd-00:24.
Largest lead - UCLA by 11 1st-03:16, UW by 3 2nd-13:24.
UCLA led for 25:42. UW led for 08:28. Game was tied for 05:43.

Points	In Paint	Off T/O	2nd Chance	Fast Break	Bench
UCLA	20	15	15	2	29
UW	28	15	4	14	9

Score tied - 9 times.
Lead changed - 15 times.

15 - UW 72, USC 40

Official Basketball Box Score

17 - CAL 61, UW 58 (OT)

18 - UW 64, OREGON ST. 56

Official Basketball Box Score -- Game Totals -- Final Statistics

Washington vs California
01/11/20 5:00 pm at Haas Pavilion

Washington 58 • 11-6,1-3 Pac-12

#	Player	Total		3-Ptr		Rebounds			PF	TP	A TO Blk Stl				Min
		FG-FGA	FG-FGA	FT-FTA	FT-FTA	Off	Def	Tot			A	TO	Blk	Stl	
00	Jaden McDaniels	f	4-12	2-6	2-2	1	10	11	3	12	0	3	1	0	39
11	Nahziah Carter	f	2-13	1-7	4-6	2	2	4	4	9	2	3	0	1	36
13	Hameir Wright	f	2-8	2-7	0-0	1	3	4	1	6	3	2	1	1	36
33	Isaiah Stewart	f	4-7	0-0	5-6	3	3	6	0	13	1	3	2	0	41
05	Jamal Bey	g	4-11	1-5	3-4	2	3	5	0	12	2	2	0	1	33
01	Nate Roberts	g	0-0	0-0	0-0	0	0	0	0	0	0	0	0	0	6
10	Elijah Hardy	g	0-3	0-1	0-0	0	1	1	2	0	1	0	0	0	14
14	Sam Timmins	g	0-0	0-0	0-0	1	0	1	0	0	0	0	0	0	4
15	Marcus Tsohonis	g	1-3	1-2	0-0	1	0	1	0	3	1	0	0	0	6
21	RaeQuan Battle	g	1-4	1-4	0-0	1	3	4	0	3	0	0	0	0	10
Team						2	5	7							
Totals			18-61	8-32	14-18	14	30	44	10	58	10	13	4	3	225
FG % 1st Half:		7-28	25.0%	2nd half:	10-29	34.5%	OT:	1-4	25.0%	Game:	18-61	29.5%	Deadball		
3FG % 1st Half:		5-16	31.3%	2nd half:	2-13	15.4%	OT:	1-3	33.3%	Game:	8-32	25.0%	Rebounds		
FT % 1st Half:		1-2	50.0%	2nd half:	7-9	77.8%	OT:	6-7	85.7%	Game:	14-18	77.8%	4		

California 61 • 8-8,2-1 Pac-12

#	Player	Total		3-Ptr		Rebounds			PF	TP	A TO Blk Stl				Min
		FG-FGA	FG-FGA	FT-FTA	FT-FTA	Off	Def	Tot			A	TO	Blk	Stl	
11	Grant Anticevich	f	6-16	1-4	0-0	3	4	7	2	13	3	2	0	1	42
21	Lars Thiemann	c	3-4	0-0	0-0	1	3	4	4	6	0	0	0	1	18
01	Joel Brown	g	1-1	0-0	0-0	0	1	1	1	2	1	0	0	0	23
10	Kareem South	g	2-11	1-4	0-0	1	3	4	1	5	3	1	0	1	36
20	Matt Bradley	g	6-16	3-7	2-2	0	5	5	2	17	3	4	0	0	42
03	Paris Austin	g	5-9	0-1	0-0	1	3	4	1	10	2	2	0	0	28
12	Kuany Kuany	g	1-2	1-1	0-0	0	0	0	0	3	2	1	0	0	6
22	Andre Kelly	g	2-4	0-1	0-0	0	4	4	3	4	0	0	0	1	18
33	D.J. Thorpe	g	0-2	0-0	1-2	2	2	4	3	1	0	0	0	1	12
Team						1	4	5							
Totals			26-65	6-18	3-4	9	29	38	17	61	14	10	0	5	225
FG % 1st Half:		12-31	38.7%	2nd half:	9-27	33.3%	OT:	5-7	71.4%	Game:	26-65	40.0%	Deadball		
3FG % 1st Half:		3-12	25.0%	2nd half:	1-4	25.0%	OT:	1-3	33.3%	Game:	6-18	33.3%	Rebounds		
FT % 1st Half:		1-2	50.0%	2nd half:	2-2	100.0%	OT:	0-0	0.0%	Game:	3-4	75.0%	1		

Officials: Marques Pettigrew,Deron White,Mike Scypthers

Technical fouls: Washington-None. California-None.
Attendance: 4660

Score by periods	1st	2nd	OT	Total
Washington	20	29	9	58
California	28	21	12	61

Last FG - UW OT-04:08, Cal OT-00:07.

Largest lead - UW by 4 1st-16:42, Cal by 10 2nd-17:09.

UW led for 04:04. Cal led for 33:39. Game was tied for 07:17.

Score tied - 7 times.

Lead changed - 4 times.

Official Basketball Box Score -- Game Totals -- Final Statistics

Oregon St. vs Washington
01/16/20 8:00 pm at Alaska Airlines Arena

Oregon St. 56 • 12-5,2-3 Pac-12

#	Player		Total			3-Ptr		Rebounds			PF	TP	A	TO	Blk	Stl	Min
			FG-FGA	FG-FGA	FT-FTA	Off	Def	Tot									
03	Tres Tinkle	f	2-12	0-4	11-11	3	5	8	1	15	1	0	0	0	2	38	
04	Alfred Hollins	f	1-3	0-1	0-0	1	0	1	0	2	0	0	0	0	0	10	
24	Kylor Kelley	f	7-12	0-0	2-6	2	2	4	0	16	0	1	2	0	0	30	
05	Ethan Thompson	g	3-7	0-2	0-2	1	3	4	3	6	6	2	0	2	0	40	
11	Zach Reichle	g	0-3	0-1	0-0	2	2	4	1	0	4	2	0	0	0	25	
00	Gianni Hunt	g	2-2	1-1	1-3	0	3	3	3	6	2	1	0	1	0	15	
01	Sean Miller-Moore	g	2-3	0-0	0-0	2	3	5	0	4	0	1	0	0	0	9	
02	Jarod Lucas	g	1-3	1-3	0-0	0	0	0	1	3	0	0	0	0	0	7	
12	Roman Silva	g	1-3	0-0	0-0	0	0	0	1	2	0	0	0	0	0	10	
13	Antoine Vernon	g	0-0	0-0	0-0	0	1	1	1	0	0	0	0	0	0	7	
15	Payton Dastrup	g	1-3	0-0	0-0	1	0	1	0	2	0	0	0	0	0	9	
Team						2	3	5									
Totals				20-51	2-12	14-22	14	22	36	11	56	13	9	2	5	200	
FG % 1st Half:			7-26	26.9%	2nd half:	13-25	52.0%	Game:	20-51	39.2%	Deadball Rebounds 5.1						
3FG % 1st Half:			0-6	0.0%	2nd half:	2-6	33.3%	Game:	2-12	16.7%							
FT % 1st Half:			7-10	70.0%	2nd half:	7-12	58.3%	Game:	14-22	63.6%							

Washington 64 • 12-6,2-3 Pac-12

#	Player		Total		3-Ptr		Rebounds			PF	TP	A TO Blk Stl				Min
			FG-FGA	FG-FGA	FT-FTA	Off	Def	Tot	A			TO	Blk	Stl		
11	Nahziah Carter	f	4-7	2-3	0-1	1	6	7	3	10	3	1	1	0	32	
13	Hameir Wright	f	2-7	1-5	1-1	2	4	6	2	6	2	1	2	0	34	
33	Isaiah Stewart	f	6-9	0-0	1-1	0	5	5	5	13	0	2	4	1	33	
05	Jamal Bey	g	4-11	2-5	1-2	1	1	2	3	11	3	3	0	0	34	
21	RaeQuan Battle	g	4-6	3-5	0-0	0	2	2	1	11	2	0	0	3	24	
01	Nate Roberts	g	1-1	0-0	0-0	0	0	0	1	2	0	0	0	0	11	
14	Sam Timmins	g	0-0	0-0	0-0	0	0	0	0	0	0	0	0	0	3	
15	Marcus Tsohonis	g	4-9	1-4	2-2	0	2	2	0	11	3	1	1	1	29	
Team						0	1	1								
Totals				25-50	9-22	5-7	4	21	25	15	64	13	8	8	5	200
FG % 1st Half: 12-24			50.0%	2nd half: 13-26	50.0%	Game: 25-50	50.0%									Deadball
3FG % 1st Half: 6-11			54.5%	2nd half: 3-11	27.3%	Game: 9-22	40.9%									Rebounds
FT % 1st Half: 1-1			100.0%	2nd half: 4-6	66.7%	Game: 5-7	71.4%									0

Officials: Jeff Wooten,Larry Scirotto,Randy McCall

Technical fouls: Oregon St.-None. Washington-None.
Attendance: 8207

Score by periods	1st	2nd	Total
Oregon St.	21	35	56
Washington	31	33	64

Last FG - OSU 2nd-00:35, UW 2nd-04:03.

Largest lead - OSU None, UW by 18 2nd-04:03.

OSU led for 00:00. UW led for 39:42. Game was tied for 00:15.

Score tied - 0 times.

Lead changed - 0 times.

19 - #8 OREGON 64, UW 61 OT

Official Basketball Box Score -- Game Totals -- Final Statistics

Oregon vs Washington
01/18/20 12:45 pm at Alaska Airlines Arena

Oregon 64 • 15-4,4-2 Pac-12

#	Player	Total		3-Ptr		Rebounds			PF	TP	A TO Blk Stl				Min
		FG-FGA	FG-FGA	FT-FTA	FT-FTA	Off	Def	Tot			A	TO	Blk	Stl	
10	Shakur Juiston	f	3-11	0-2	2-3	4	5	9	5	8	1	1	1	2	33
33	Francis Okoro	f	1-2	0-0	0-0	0	1	1	4	2	0	0	0	0	9
00	Will Richardson	g	0-4	0-3	1-2	1	3	4	1	1	0	1	0	2	37
03	Payton Pritchard	g	7-16	6-12	2-2	1	2	3	3	22	3	3	0	2	45
05	Chris Duarte	g	2-10	1-6	2-3	3	3	6	4	7	4	0	1	2	35
01	N'Faly Dante	g	0-1	0-0	0-0	0	0	0	1	0	0	0	1	0	5
13	Chandler Lawson	g	7-12	0-0	2-3	4	8	12	3	16	3	2	0	0	28
14	C.J. Walker	g	3-6	0-0	0-4	2	0	2	3	6	1	0	0	0	15
32	Anthony Mathis	g	0-5	0-5	2-2	0	2	2	0	2	0	0	0	1	18
Team						4	0	4							
Totals			23-67	7-28	11-19	19	24	43	24	64	12	8	3	9	225
FG % 1st Half:		10-30	33.3%	2nd half:	10-33	30.3%	OT:	3-4	75.0%	Game:	23-67	34.3%	Deadball		
3FG % 1st Half:		4-10	40.0%	2nd half:	2-16	12.5%	OT:	1-2	50.0%	Game:	7-28	25.0%	Rebounds		
FT % 1st Half:		1-1	100.0%	2nd half:	9-16	56.3%	OT:	1-2	50.0%	Game:	11-19	57.9%	6.3		

Washington 61 • 12-7,2-4 Pac-12

#	Player	Total		3-Ptr		Rebounds			PF	TP	A TO Blk Stl				Min
		FG-FGA	FG-FGA	FT-FTA	Off	Def	Tot	A			TO	Blk	Stl		
00	Jaden McDaniels	f	1-9	0-5	3-3	3	5	8	0	5	1	3	3	0	38
11	Nahzhia Carter	f	2-6	0-2	2-3	3	2	5	2	6	0	1	1	0	30
13	Hameir Wright	f	1-3	1-1	0-2	0	3	3	4	3	1	0	2	0	27
33	Isaiah Stewart	f	6-13	1-1	12-15	7	12	19	1	25	2	1	5	2	43
05	Jamal Bey	g	1-5	0-3	0-0	0	2	2	1	2	0	3	0	3	31
01	Nate Roberts	0	0-0	0-0	0	0	0	0	2	0	0	0	0	0	6
14	Sam Timmons	0	0-0	0-0	0	0	0	0	1	0	0	0	0	0	1
15	Marcus Tsohonis	6-13	2-4	0-4	2	2	4	2	14	2	4	0	0	0	36
21	RaeQuan Battle	1-8	1-8	3-3	0	0	0	0	6	0	0	0	0	0	13
	Team					2	1	3			1				
Totals			18-57	5-24	20-30	17	27	44	13	61	6	13	11	5	225
FG % 1st Half: 13-31		41.9%	2nd half: 4-19	21.1%	OT: 1-7	14.3%	Game: 18-57	31.6%	Deadball						
3FG % 1st Half: 5-13		38.5%	2nd half: 0-8	0.0%	OT: 0-3	0.0%	Game: 18-24	20.8%	Rebounds						
FT % 1st Half: 6-7		85.7%	2nd half: 11-18	61.1%	OT: 3-5	60.0%	Game: 20-30	66.7%	5						

#0 JADEN MCDANIELS

Freshman | Forward | 6-9 | 200

Federal Way, Wash. | Federal Way HS

Miscellaneous Stats	19-20 Season	Career
Double-figure scoring	14	14
Double-figure rebounding	3	3
Double-doubles	2	2
Triple-doubles	0	0
Led UW in scoring	3	3
Led UW in rebounding	5	5
20+ point games	3	3
30+ point games	0	0

	2019-20 Season High	Career High
Pts	22, vs. Ball State, 12/22/19	same
FG	8 (2) Last: vs. Ball State, 12/22/19	same
FG ATT.	17 (2) Last: Maine, 11/19/19	same
3FG	4, vs. Ball State, 12/22/19	same
3FG ATT.	7 (2) Last: vs. Ball State, 12/22/19	same
FT	7 vs. #16 Baylor, 11/8/19	same
FT ATT.	8 (3) Last: USC, 1/5/20	same
Reb	15, at Stanford, 1/9/20	same
Asst	5, #9 Gonzaga, 12/8/19	same
Blk	6, USC, 1/5/20	same
Stl	3, at Hawai'i, 12/23/19	same
Min	39 (3) Last: at California, 1/11/20	same

Quick Hitters

- Signed with the Huskies in May of 2019
- Named to the 2019 Julius Erving Small Forward of the Year Watch List and the Wooden Award Top 50 Preseason Watch List
- 2019 McDonald's All-American, 2019 Jordan Brand Classic Selection and Second Team Naismith High School All-American
- Washington Gatorade Player of the Year, 2018-19
- Active member of USA Basketball
- Member of his school's American Sign Language Club and volunteered locally on behalf of an elementary school reading initiative.

2019-20 (Freshman)

- Pulled down eight boards and added five points and three blocks against No. 8 Ore
- Did not play against Oregon State due to an ankle injury
- Posted his second-straight double-double with 12 points and 11 rebounds at Cal
- Recorded a career-best 15 rebounds in his first career double-double at Stanford as he also scored 18 points
- Swatted a career-best six blocks and added 11 points, seven rebounds, three assists and two steals against USC
- Pulled down 13 rebounds against Hawai'i while adding three steals and two blocks
- Led the team with 22 points in a win over Ball State on 8-of-15 shooting from the field ... knocked in 4 from long distance and added four rebounds, three assists and three blocks
- Added 15 points on 6-of-10 shooting from the field while pulling down seven rebounds against No. 9 Gonzaga ... also dished out a career-high five assists
- Notched 17 points and two rebounds in just 24 minutes against Eastern Washington
- Posted his second-straight 20-point outing against South Dakota and added five rebounds alongside three assists and one steal
- Recorded a career-high 20 points on 7-of-10 shooting including two made from long distance against San Diego
- Added 16 points, two assists, two steals and four rebounds against Tennessee while knocking down a career-best two from long distance
- Led the team in rebounding for the second-straight game with nin boards against

2019-20 GAME-BY-GAME STATISTICS

Opponent	M	Fg-Fga	3m-3a	Ft-Fta	O-D-Reb	PF	A	TO	B	S	Pts
vs. #16 Baylor*	33	5-10	1-2	7-8	1-7-8	3	2	4	4	1	18
Mt. St. Mary's*	39	2-9	1-3	0-0	1-7-9	2	4	5	2	2	5
vs. Tennessee*	36	6-17	2-7	1-2	0-4-4	5	2	5	1	2	16
Maine*	31	4-17	0-4	3-4	2-1-3	1	4	2	0	2	11
Montana*	37	4-9	0-2	6-8	2-4-6	3	3	5	2	1	14
San Diego*	30	7-10	2-3	4-5	0-3-3	2	0	3	0	1	20
S. Dakota*	39	8-16	2-5	2-2	0-5-5	4	3	3	0	1	20
E. Washington*	24	7-15	0-2	3-5	0-2-2	5	0	1	0	1	17
#9 Gonzaga*	33	6-10	2-3	1-2	0-7-7	3	5	5	1	0	15
Seattle*	37	3-6	1-2	3-4	0-5-5	4	4	3	1	0	10
vs. Ball State*	37	8-15	4-7	2-4	1-3-4	4	3	2	3	1	22
vs.Hawai'i*	38	2-8	1-5	4-4	2-11-13	4	2	3	2	3	9
vs. Houston*	33	3-7	2-4	2-2	0-4-4	5	0	4	0	0	10
UCLA*	13	1-4	1-2	0-0	1-1-2	5	3	1	0	0	3
USC*	30	3-12	1-4	4-8	1-6-7	2	3	3	6	2	11
at Stanford*	38	7-13	1-5	3-4	4-11-15	2	1	3	1	0	18
at California*	39	4-12	2-6	2-2	1-10-11	3	0	3	1	0	12
Oregon State	--DNP, injury--										
#8 Oregon*	38	1-9	0-5	3-3	3-5-88	0	1	3	3	0	5
at Utah											
at Colorado											
Arizona											
Arizona St.											
at Washington St.											
at USC											
at UCLA											
Stanford											
California											
Washington St.											
at Arizona St.											
at Arizona											

*-game started

--team high

Mount St. Mary's ... registered four assists, two blocks and two steals

- Opened the season with 18 points on 50 percent shooting from the field including a 7-of-8 mark from the charity stripe against No. 16 Baylor ... also added a team-high eight rebounds and tallied four blocks

High School

- Was a five-star standout for the class of 2019
- Ranked No. 7 nationally by ESPN and Rivals
- Competed at Federal Way High School here in Washington
- Helped Federal Way to a third-place finish at the 2019 Washington 4A State Championship
- Averaged 23.3 points, 10.0 rebounds, 4.0 assists and 2.0 blocks per game for Federal Way as a senior
- Class 4A Player of the Year
- Was a two-time First Team All-State Honoree along with being named the North Puget Sound League MVP

MCDANIELS' CAREER STATS

Year	G-GS	Min-Avg	FG-FGA	Pct	3FG-FGA	Pct	FT-FTA	Pct	OR-DR	R-Avg	PF	FO	Ast	TO	Blk	Stl	Pts-Avg
2019-20	18-18	606-33.7	81-199	.407	23-71	.324	50-67	.746	20-96	116-6.4	57	4	39	61	27	17	235-13.1
TOTALS	18-18	606-33.7	81-199	.407	23-71	.324	50-67	.746	20-96	116-6.4	57	4	39	61	27	17	235-13.1

MCDANIELS' CAREER PAC-12 CONFERENCE STATS

Year	G-GS	Min-Avg	FG-FGA	Pct	3FG-FGA	Pct	FT-FTA	Pct	OR-DR	R-Avg	PF	FO	Ast	TO	Blk	Stl	Pts-Avg
2019-20	5-5	159-31.9	16-50	.320	5-22	.227	12-17	.706	10-33	43-8.6	12	1	6	16	11	2	49-9.8
TOTALS	5-5	159-31.9	16-50	.320	5-22	.227	12-17	.706	10-33	43-8.6	12	1	6	16	11	2	49-9.8

#1 NATE ROBERTS

Redshirt Freshman | Forward | 6-10 | 245

Washington, D.C. | Brewster Prep (N.H.)

Miscellaneous Stats	19-20 Season	Career
Double-figure scoring	0	0
Double-figure rebounding	0	0
Double-doubles	0	0
Triple-doubles	0	0
Led UW in scoring	0	0
Led UW in rebounding	0	0
20+ point games	0	0
30+ point games	0	0

	2019-20 Season High	Career High
Pts	7 (2) Last: at Stanford, 1/9/20	same
FG	3, USC, 1/5/20	same
FG ATT.	5, at Stanford, 1/9/20	same
3FG		
3FG ATT.	1, San Diego, 11/24/19	same
FT	1, USC, 1/5/20	
FT ATT.	3, at Stanford, 1/9/20	same
Reb	8, at Stanford, 1/9/20	same
Asst	1, Maine, 11/19/19	same
Blk	1 (3) Last: at Stanford, 1/9/20	same
Stl	2, vs. Tennessee, 11/16/19	same
Min	22, USC, 1/5/20	same

Quick Hitters

- Played at Brewster Academy, which is where former Husky David Crisp spent his prep year as well
- Has a 7-6 wingspan
- Averaged 10.3 rebounds while shooting 75 percent from the field during four games on the 2019 Italy Tour the Huskies took in August this summer

2019-20 (Sophomore)

- Seen action in 11 games off the bench averaging 7.5 minutes, 2.2 points and 2.2 rebounds
- Nearly recored a double double at Stanford in just 18 minutes as he pulled down a career-high eight rebounds and added a career-high tying seven points
- Scored a career-high tying seven points and added seven rebounds in a career-best 22 minutes against USC going 3-of-3 from the field

2018-19 (Freshman)

- Redshirted the 2018-29 season

2019-20 GAME-BY-GAME STATISTICS

Opponent	M	Fg-Fga	3m-3a	Ft-Fta	O-D-Reb	PF	A	TO	B	S	Pts
vs. #16 Baylor	1	0-0	0-0	0-0	0-0-0	0	0	0	0	0	0
Mt. St. Mary's	2	0-0	0-0	0-0	0-0-0	0	0	0	1	0	0
vs. Tennessee	6	0-0	0-0	0-0	0-3-3	0	0	0	0	2	0
Maine	11	1-3	0-0	0-0	1-2-3	1	1	0	0	0	2
Montana	--DNP, coaches decision--										
San Diego	8	1-2	0-1	0-2	0-2-2	0	0	1	1	0	2
S. Dakota	2	0-1	0-0	0-0	0-1-1	1	0	1	0	0	0
E. Washington	--DNP, coaches decision--										
#9 Gonzaga	--DNP, coaches decision--										
Seattle	--DNP, coaches decision--										
vs. Ball State	2	0-0	0-0	0-0	0-0-0	0	0	0	0	0	0
vs. Hawai'i	--DNP, coaches decision--										
vs. Houston	--DNP, coaches decision--										
UCLA	6	1-1	0-0	0-0	0-0-0	1	0	0	0	0	2
USC	22	3-3	0-0	1-2	2-5-7	2	0	1	0	1	7
at Stanford	18	2-5	0-0	3-7	6-2-8	2	0	3	1	1	7
at California	6	0-0	0-0	0-0	0-0-0	0	0	0	0	0	0
Oregon State	11	1-1	0-0	0-0	0-0-0	1	0	0	0	0	2
#8 Oregon*	6	0-0	0-0	0-0	0-0-0	2	0	0	0	0	0
at Utah											
at Colorado											
Arizona											
Arizona St.											
at Washington St.											
at USC											
at UCLA											
Stanford											
California											
Washington St.											
at Arizona St.											
at Arizona											

*-game started

__-team high

ROBERTS' CAREER STATS

Year	G-GS	Min-Avg	FG-FGA	Pct	3FG-FGA	Pct	FT-FTA	Pct	OR-DR	R-Avg	PF	FO	Ast	TO	Blk	Stl	Pts-Avg
2018-19	Redshirted the 2018-19 season																
2019-20	11-0	82-7.5	8-15	.533	0-1	---	4-11	.364	9-15	24-2.2	7	0	1	6	3	4	37-2.2
TOTALS	11-0	82-7.5	8-15	.533	0-1	---	4-11	.364	9-15	24-2.2	7	0	1	6	3	4	37-2.2

ROBERTS' CAREER PAC-12 CONFERENCE STATS

Year	G-GS	Min-Avg	FG-FGA	Pct	3FG-FGA	Pct	FT-FTA	Pct	OR-DR	R-Avg	PF	FO	Ast	TO	Blk	Stl	Pts-Avg
2018-19	Redshirted the 2018-19 season																
2019-20	4-0	52-12.9	6-9	.667	0-0	---	4-9	.444	8-7	15-3.8	5	0	0	4	1	2	16-4.0
TOTALS	4-0	52-12.9	6-9	.667	0-0	---	4-9	.444	8-7	15-3.8	5	0	0	4	1	2	16-4.0

#5 JAMAL BEY

Sophomore | Guard | 6-6 | 210
Las Vegas, Nev. | Bishop Gorman

Miscellaneous Stats	19-20 Season	Career
Double-figure scoring	4	4
Double-figure rebounding	0	0
Double-doubles	0	0
Triple-doubles	0	0
Led UW in scoring	0	0
Led UW in rebounding	0	0
20+ point games	0	0
30+ point games	0	0

	2019-20 Season High	Career High
Pts	14, South Dakota, 12/2/19	same
FG	4 (3) Last: Oregon State, 1/16/20	same
FG ATT.	11 (2) Last: Oregon State, 1/16/20	same
3FG	2 (2) Last: Oregon State, 1/16/20	same
3FG ATT.	5 (2) Last: Oregon State, 1/16/20	same
FT	4 (2) Last: Eastern Wash., 12/4/19	5, EWU, 11/27/18
FT ATT.	5, South Dakota, 12/2/19	8, EWU, 11/27/18
Reb	5 (2) Last: at California, 1/11/20	same
Asst	3, vs. Ball State, 12/22/19	same
Blk	1 (4) Last: UCLA, 1/2/20	1 (7) Last: UCLA, 1/2/20
Stl	5, Eastern Wash., 12/4/19	same
Min	35, Eastern Wash, 12/4/19	same

Quick Hitters

- Played for Assistant Coach Dave Rice’s brother, Grant Rice, at Bishop Gorman HS in Las Vegas
- Is cousins with Colorado’s Tyler Bey (sophomore) ... both grew up in Las Vegas but have yet to meet on the floor suiting up for opposing teams
- Named the 2017-18 Gatorade Player of the Year for the State of Nevada
- During high school, volunteered with the Atria Seville Senior Living Center along with local elementary schools turtoring and running intramural programs for at-risk pupils

2019-20 (Sophomore)

- Averaging 24.2 minutes in 19 games so far, up from 6.2 minutes a year ago
- Scored 11 points in a start against Oregon State going 2-of-5 from 3 and added three assists
- At Cal, posted his third double-digit scoring effort with 12 points and tied his career-high with five boards
- In his second start, recorded 11 points and five rebounds alongside five steals against Eastern Washington ... was perfect from the FT line going 4-of-4
- Made his first career start against South Dakota and recorded a career-best 14 points and four rebounds on 4-of-6 shooting from the field
- Recorded seven points on 50 percent shooting from the field against Montana and added a career-best tying three seals in a career-best 28 minutes

2018-19 (Freshman)

- Saw action in 30 games as a freshman
- Scored a season-best seven points in the Pac-12 Championship against Oregon
- Knocked down two from 3-point range in the second round of the NCAA Tournament against No. 1 UNC

High School

- Led Bishop Gorman to a 29-4 season as a senior and helped the Gaels win its seventh-consecutive state title
- As a senior, averaged 22.1 points a game along with 8.1 rebounds, 2.1 assists and 1.7 steals
- Was a three-year starter and a four-star ESPN Top 100 recruit in 2018
- Named the Sunset Southwest League MVP in a unanimous choice as a senior
- Averaged 18 points as a junior while shooting 46.2 percent from the field

2019-20 GAME-BY-GAME STATISTICS

Opponent	M	Fg-Fga	3m-3a	Ft-Fta	O-D-Reb	PF	A	TO	B	S	Pts
vs. #16 Baylor	19	1-3	0-1	1-2	0-1-1	0	2	1	1	2	3
Mt. St. Mary's	17	2-6	0-1	0-2	1-1-2	2	0	2	0	0	4
vs. Tennessee	17	0-0	0-0	1-2	0-1-1	0	1	1	0	0	1
Maine	18	1-4	0-2	0-0	0-1-1	0	1	0	0	1	2
Montana	28	2-4	0-2	3-4	0-1-1	3	0	1	1	3	7
San Diego	20	2-4	1-1	0-0	1-2-3	1	1	1	0	1	5
S. Dakota*	30	4-6	2-4	4-5	1-3-4	3	0	1	1	1	14
E. Washington*	35	3-8	1-3	4-4	2-3-5	2	1	1	0	5	11
#9 Gonzaga	20	1-6	1-4	0-0	0-1-1	0	1	1	0	3	3
Seattle	23	2-5	1-3	2-2	0-3-3	2	1	2	0	2	7
vs. Ball State	28	1-3	1-3	2-2	0-2-2	1	3	0	0	1	5
vs. Hawai'i	24	3-5	1-2	2-2	1-3-4	2	0	1	0	2	9
vs. Houston	19	1-5	1-2	0-0	0-1-1	1	0	1	0	1	3
UCLA	31	2-6	0-2	0-2	1-0-1	1	1	0	1	1	4
USC	11	2-4	0-2	0-0	0-3-3	1	0	2	0	0	4
at Stanford	21	1-1	0-0	2-4	0-2-2	1	0	2	0	1	4
at California*	33	4-11	1-5	3-4	2-3-5	0	2	2	0	1	12
Oregon State*	34	4-11	2-5	1-2	1-1-2	3	3	3	0	0	11
# Oregon*	31	1-5	0-3	0-0	0-2-2	1	0	3	0	3	2
at Utah											
at Colorado											
Arizona											
Arizona St.											
at Washington St.											
at USC											
at UCLA											
Stanford											
California											
Washington St.											
at Arizona St.											
at Arizona											

*-game started
_ -team high

BEY'S CAREER STATS

Year	G-GS	Min-Avg	FG-FGA	Pct	3FG-FGA	Pct	FT-FTA	Pct	OR-DR	R-Avg	PF	FO	Ast	TO	Blk	Stl	Pts-Avg
2018-19	30-0	186-6.2	9-20	.450	4-10	.400	7-13	.538	2-16	18-0.6	23	0	8	5	3	8	29-1.0
2019-20	19-5	460-24.2	37-97	.381	12-45	.267	25-37	.676	10-34	44-2.3	24	0	17	25	4	28	111-5.8
TOTALS	49-5	646-13.1	46-117	.393	16-55	.3291	32-50	.640	12-50	62-1.3	47	0	25	30	7	36	140-2.8

BEY'S CAREER PAC-12 CONFERENCE STATS

Year	G-GS	Min-Avg	FG-FGA	Pct	3FG-FGA	Pct	FT-FTA	Pct	OR-DR	R-Avg	PF	FO	Ast	TO	Blk	Stl	Pts-Avg
2018-19	17-0	97-5.7	2-8	.250	1-3	.333	2-4	.500	0-6	6-0.4	14	0	6	1	2	6	7-0.4
2019-20	6-3	162-27.0	14-38	.368	3-17	.176	6-12	.500	4-11	15-2.5	7	0	6	12	1	6	37-6.2
TOTALS	23-3	259-11.3	16-46	.348	4-20	.200	8-16	.500	4-16	21-0.9	21	0	12	13	3	12	42-1.8

#10 ELIJAH HARDY

Sophomore | Guard | 6-2 | 170
Oakland, Calif. | Bishop O'Dowd

Miscellaneous Stats	19-20 Season	Career
Double-figure scoring	0	0
Double-figure rebounding	0	0
Double-doubles	0	0
Triple-doubles	0	0
Led UW in scoring	0	0
Led UW in rebounding	0	0
20+ point games	0	0
30+ point games	0	0

	2019-20 Season High	Career High
Pts	4, Seattle U, 12/17/19	same
FG	2, Seattle U, 12/17/19	same
FG ATT.	7, at Stanford, 1/9/20	same
3FG	1, Mt. St. Mary's, 11/12/19	1 (3) Last: Mt. St. Mary's, 11/12/19
3FG ATT.	4, at Stanford, 1/9/20	same
FT	2, Maine, 11/19/19	same
FT ATT.	2, Maine, 11/19/19	same
Reb	4, Maine, 11/19/19	same
Asst	4 (2) Last: Seattle U, 12/17/19	same
Blk		
Stl	3, at Stanford, 1/9/20	same
Min	31, at Stanford, 1/9/20	same

Quick Hitters

- Has been involved with USA Basketball during his career and was one of 17 finalists for the 2015 USA U16 Team and named to the 2015-16 USA Junior National Team in 2015
- Can play both left and right handed, is ambidextrous, but leans towards his left
- Had never traveled outside of the United States until the Huskies' Italy trip
- Averaged 4.8 assists in four games while in Italy

2019-20 (Sophomore)

- Seen action in 16 games, averaging 6.1 minutes, played in just 11 games total a year ago, averaging 1.6 minutes
- Made his first career start at Stanford and dished out three assists and recorded a career-best three steals
- Dished out a career-high tying four assists against Seattle U and added four points
- Played in a career-high 18 minutes against San Diego and dished out four assists and recorded a career-best two steals

2018-19 (Freshman)

- Competed in 11 games during the season

High School

- Played for Lou Ritchie at Bishop O'Dowd in Oakland
- Averaged 14.6 ppg and 6.0 apg as a senior

2019-20 GAME-BY-GAME STATISTICS

Opponent	M	Fg-Fga	3m-3a	Ft-Fta	O-D-Reb	PF	A	T0	B	S	Pts
vs. #16 Baylor	11	0-0	0-0	0-0	0-1-1	1	0	1	0	1	0
Mt. St. Mary's	9	1-4	1-3	0-0	0-1-1	2	1	1	0	1	3
vs. Tennessee	7	0-2	0-2	0-0	0-0-0	0	0	1	0	0	0
Maine	0	0-1	0-1	2-2	1-3-4	0	1	1	0	0	2
Montana	10	0-0	0-0	0-0	0-0-0	0	0	1	0	1	0
San Diego	18	0-0	0-0	0-0	0-1-1	2	4	2	0	2	0
S. Dakota	4	0-1	0-1	0-0	0-0-0	0	0	0	0	0	0
E. Washington	6	0-1	0-1	0-0	0-2-2	0	0	0	0	0	0
#9 Gonzaga	5	0-1	0-1	0-0	0-0-0	1	0	1	0	0	0
Seattle	12	2-2	0-0	0-0	0-1-1	0	4	0	0	0	4
vs. Ball State	3	0-1	0-1	0-0	0-0-0	0	0	0	0	0	0
vs. Hawai'i	--DNP, coaches decision--										
vs. Houston	5	0-0	0-0	0-0	0-1-1	1	0	1	0	1	0
UCLA	5	0-0	0-0	0-0	0-1-1	1	1	0	0	1	0
USC	8	1-2	0-0	0-0	0-0-0	0	1	1	0	1	2
at Stanford*	31	1-7	0-4	0-0	0-1-1	1	3	3	0	3	2
at California	14	0-3	0-1	0-0	0-1-1	2	1	0	0	0	0
Oregon State	--DNP, coaches decision--										
#8 Oregon	--DNP, coaches decision--										
at Utah											
at Colorado											
Arizona											
Arizona St.											
at Washington St.											
at USC											
at UCLA											
Stanford											
California											
Washington St.											
at Arizona St.											
at Arizona											

*-game started
_ -team high

HARDY'S CAREER STATS

Year	G-GS	Min-Avg	FG-FGA	Pct	3FG-FGA	Pct	FT-FTA	Pct	OR-DR	R-Avg	PF	FO	Ast	TO	Blk	Stl	Pts-Avg
2018-19	11-0	18-1.6	5-10	.500	3-6	.500	0-0	---	0-0	0-0.0	2	0	0	2	0	1	13-1.2
2019-20	16-1	156-9.8	5-25	.200	1-15	.067	2-2	1.000	1-13	14-0.9	11	0	16	13	0	11	13-0.8
TOTALS	27-1	174-6.4	10-35	.285	4-21	.190	2-2	1.000	1-13	14-0.5	13	0	16	15	0	12	26-0.9

HARDY'S CAREER PAC-12 CONFERENCE STATS

Year	G-GS	Min-Avg	FG-FGA	Pct	3FG-FGA	Pct	FT-FTA	Pct	OR-DR	R-Avg	PF	FO	Ast	TO	Blk	Stl	Pts-Avg
2018-19	6-0	10-1.7	3-6	.500	1-2	.500	0-0	---	0-0	0-0.0	1	0	0	0	0	1	7-1.2
2019-20	4-1	58-14.4	2-12	.167	0-5	---	0-0	---	0-3	3-0.8	4	0	6	4	0	5	4-1.0
TOTALS	10-1	68-6.8	5-18	.278	1-7	.143	0-0	---	0-3	3-0.3	5	0	6	4	0	6	11-1.1

#11 NAHZIAH CARTER

Junior | Forward | 6-6 | 205

Rochester, N.Y. | Bishop Kearney

Miscellaneous Stats	19-20 Season	Career
Double-figure scoring	13	35
Double-figure rebounding	1	1
Double-doubles	1	1
Triple-doubles	0	0
Led UW in scoring	2	5
Led UW in rebounding	3	4
20+ point games	1	1
30+ point games	0	0

	2019-20 Season High	Career High
Pts	23, vs. #16 Baylor, 11/8/19	same
FG	8 (2) Last: vs. Tennessee, 11/16/19	8 (3) Last: vs. Tennessee, 11/16/19
FG ATT.	19, vs. Tennessee, 11/16/19	same
3FG	4, vs. #16 Baylor, 11/8/19	4 (2) Last: vs. #16 Baylor, 11/8/19
3FG ATT.	7, at California, 1/11/20	same
FT	5 (2) Last: UCLA, 1/2/20	7, at #11 Auburn, 11/9/18
FT ATT.	8, UCLA, 1/2/20	9, at #11 Auburn, 11/9/18
Reb	12, vs. Tennessee, 11/16/19	same
Asst	3 (5) Last: Oregon State, 1/16/20	4 (2) Last: vs. Utah State, 3/22/19
Blk	5, Seattle U, 12/17/19	same
Stl	3 (4) Last: vs. Ball State, 12/22/19	3 (6) Last: vs. Ball State, 12/22/19
Min	39, vs. Tennessee, 11/16/19	same

2019-20 (Junior)

- Has reached double-figures in all but six games this season
- Scored 10 points and added a team-high seven rebounds against Oregon State
- Notched 16 points on 6-of-14 shooting from the field at Stanford
- Swatted four shots against USC and added two steals and six rebounds alongside nine points
- Scored 15 points on 6-of-9 shooting against Houston and added six boards
- Recorded a career high five blocks against Seattle U
- Notched 15 points on 6-of-13 from FG and 2-of-6 from 3 while adding five boards and two blocks against No. 9 Gonzaga
- Scored 13 points and added six rebounds against Eastern Washington on almost perfect shooting from the field ... tallied two blocks and two assists to go alongside 4-of-5 shooting from the FT line
- Just missed a double double with 12 points and nine rebounds against S. Dakota
- Posted 16 points and seven rebounds with two assists, two steals and one block against San Diego in just 25 minutes of play
- Tallied his first career double-double with 18 points and a career-best 12 rebounds against Tennessee while adding two steals and one block
- Posted his second-straight double-digit scoring night as he tallied 14 points against Mount St. Mary's ... also added three rebounds, three assists, one block and one steal
- Recorded a career-high 23 points on 8-of-15 shooting from the field against No. 16 Baylor ... tied his career-high with four made from beyond the arc and added seven rebounds

2018-19 (Sophomore)

- Saw action all 36 games and posted 15 double-digit scoring efforts ... only had seven in 34 games as a freshman
- Closed the year with 10 or more points in four of the final five postseason games
- Added 10 points and two rebounds in 16 minutes against No. 1 seed North Carolina in the NCAA Second Round
- Reached double-figures for the third time in four games as he scored 13 points while dishing out four assists against Utah State in the NCAA First Round
- Co-Led the team in scoring with 14 points against Colorado in the Pac-12 Semifinals and dished out a career-high tying three assists
- Scored 13 points on 5-of-9 shooting from the field in the Pac-12 Quarterfinals against USC while adding four rebounds
- Notched 18 points on 8-of-11 shooting from the field at Oregon State ... tied his career high with three steals
- Scored 13 points on 6-of-7 shooting from the field against Stanford, 11 of his points came in the second half
- Recorded a career-high 18 points at Utah on 7-of-9 shooting from the field, including a 3-of-4 mark from distance
- Posted 11 points against Sacramento State on 4-of-5 shooting from the field and

2019-20 GAME-BY-GAME STATISTICS

Opponent	M	Fg-Fga	3m-3a	Ft-Fta	O-D-Reb	PF	A	TO	B	S	Pts
vs. #16 Baylor*	38	8-15	4-6	3-6	1-6-7	2	0	4	1	3	23
Mt. St. Mary's*	31	5-12	1-4	3-4	1-2-3	1	3	1	1	1	14
vs. Tennessee*	39	8-19	1-3	1-2	4-8-12	2	0	3	1	2	18
Maine*	25	4-6	0-0	0-1	0-2-2	2	3	0	0	3	8
Montana*	30	4-8	0-1	5-7	1-6-7	5	0	2	0	0	13
San Diego*	25	7-10	2-3	0-1	2-5-7	3	2	2	1	2	16
S. Dakota*	32	4-9	3-5	1-2	0-9-9	1	3	1	0	3	12
E. Washington*	32	4-6	1-3	4-5	0-6-6	3	2	3	2	0	13
#9 Gonzaga*	37	6-13	2-6	1-2	0-5-5	3	0	3	2	0	15
Seattle*	32	2-7	1-4	4-4	0-2-2	3	0	4	5	1	9
vs. Ball State*	26	4-10	0-3	0-0	0-4-4	5	3	3	0	3	8
vs. Hawai'i*	34	3-12	1-4	3-3	1-4-5	2	2	2	0	2	10
vs. Houston*	32	6-9	3-4	0-0	2-4-6	4	0	3	0	0	15
UCLA*	32	5-11	1-3	5-8	1-3-4	1	1	2	2	2	16
USC*	32	3-8	2-5	1-2	2-4-6	3	1	2	4	2	9
at Stanford*	33	6-14	2-6	2-6	2-1-3	5	0	4	0	1	16
at California*	36	2-13	1-7	4-6	2-2-4	4	2	3	0	1	9
Oregon State*	32	4-7	2-3	0-1	1-6-7	3	3	1	1	0	10
#8 Oregon*	30	2-6	0-2	2-3	3-2-5	2	0	1	1	0	6

at Utah
at Colorado
Arizona
Arizona St.
at Washington St.
at USC
at UCLA
Stanford
California
Washington St.
at Arizona St.
at Arizona

*-game started
_ -team high

added six rebounds along with going 3-of-5 from the FT line

- Shot 50 percent from the field for 11 points and added five rebounds against EWU
- Set a then-career high with seven rebounds against Santa Clara
- Added 11 points against San Diego in 19 minutes on 50 percent shooting

2017-18 (Freshman)

- Saw action in all 34 games, averaging 14.2 minutes
- Posted 14 points with a career-best 4-of-4 mark from 3-point range at Saint Mary's in the second round of the NIT ... also added a career-best tying two blocks
- Scored 17 points on 5-of-10 shooting from the field including a 2-of-4 mark from 3-point range and 5-of-7 from the FT line at Stanford
- Registered 11 points on 3-of-7 FG shooting including a 4-of-6 FT mark against WSU
- Scored 10 points on 4-of-6 shooting and a career-best 2 made from long distance against California
- Recorded his second double-digit scoring effort with 11 points on perfect shooting from the field (5-of-5 FG, 1-of-1 3FG) against Bethune-Cookman

High School

- Ranked 29th in the country at the shooting guard position by Scout.com ... also the No. 2 SG from the state of NY in the Class of 2017
- on the 2017 Nike EYBL circuit, helped the New York City Rocks to 10 wins en route to earning a spot for the team at the Peach Jam
- In 16 games at the EYBL, averaged 12.7 points on 55 percent shooting from the field, while also pulling down 4.0 rebounds and dishing out 1.7 assists in 18.3 minutes per outing

CARTER'S CAREER STATS

Year	G-GS	Min-Avg	FG-FGA	Pct	3FG-FGA	Pct	FT-FTA	Pct	OR-DR	R-Avg	PF	FO	Ast	TO	Blk	Stl	Pts-Avg
2017-18	34-1	484-14.2	61-130	.469	18-44	.409	34-55	.618	15-42	57-1.7	54	1	18	33	12	26	174-5.1
2018-19	36-0	739-20.5	109-228	.478	22-71	.310	51-80	.638	35-53	88-2.4	67	0	31	37	6	16	291-8.1
2019-20	19-19	608-32.0	87-195	.446	27-72	.375	39-63	.319	23-81	104-5.5	54	3	25	44	21	26	240-12.6
TOTALS	89-20	1831-20.6	257-553	.465	67-187	.358	124-198	.626	73-176	249-2.7	175	4	74	114	39	68	705-7.9

CARTER'S CAREER PAC-12 STATS

Year	G-GS	Min-Avg	FG-FGA	Pct	3FG-FGA	Pct	FT-FTA	Pct	OR-DR	R-Avg	PF	FO	Ast	TO	Blk	Stl	Pts-Avg
2017-18	18-0	234-13.0	30-68	.441	5-20	.250	20-30	.667	6-21	27-1.5	24	0	10	19	4	13	85-4.7
2018-19	18-0	366-20.3	55-109	.505	11-35	.314	14-26	.538	12-25	37-2.1	36	0	17	21	2	6	135-7.5
2019-20	6-6	196-32.7	22-59	.373	8-26	.308	14-26	.538	11-18	29-4.8	18	1	7	13	8	6	66-11.0
TOTALS	42-6	796-18.9	107-236	.453	24-81	.296	48-82	.585	29-64	93-2.2	78	1	34	53	14	25	286-6.8

#12 JASON CRANDALL

Senior | Guard | 6-0 | 155
Issaquah, Wash. | Issaquah

Miscellaneous Stats	19-20 Season	Career
Double-figure scoring	0	0
Double-doubles	0	0
Triple-doubles	0	0
Led UW in scoring	0	0
Led UW in rebounding	0	0
Led UW in assists	0	0
20+ point games	0	0
30+ point games	0	0

	2019-20 Season High	Career High
Pts	2, Maine, 11/19/19	5, BCU, 12/19/17
FG	1, Maine, 11/19/19	2, BCU, 12/19/17
FG ATT.	1, Maine, 11/19/19	2, BCU, 12/19/17
3FG		1, BCU, 12/19/17
3FG ATT.		1, BCU, 12/19/17
FT		same
FT ATT.		same
Reb		1 (5) Last: Utah, 2/20/19
Asst		1, BCU, 12/19/17
Blk		same
Stl	1, Maine, 11/19/19	1 (2) Last: Maine, 11/19/19
Min	1 (2) Last: USC, 1/5/20	4, BCU, 12/19/17

Quick Hitters

- Joined the team as a manager in 2016-17 before becoming a practice player that season and full time walk-on for the upcoming season
- Played his high school ball at Issaquah HS right outside of Seattle

2019-20 GAME-BY-GAME STATISTICS

Opponent	M	Fg-Fga	3m-3a	Ft-Fta	O-D-Reb	PF	A	TO	B	S	Pts
vs. #16 Baylor	--DNP, coaches decision--										
Mt. St. Mary's	--DNP, coaches decision--										
vs. Tennessee	--DNP, coaches decision--										
Maine	1	1-1	0-0	0-0	0-0-0	0	0	0	0	1	2
Montana	--DNP, coaches decision--										
San Diego	1	0-0	0-0	0-0	0-0-0	0	0	0	0	0	0
S. Dakota	--DNP, coaches decision--										
E. Washington	--DNP, coaches decision--										
#9 Gonzaga	--DNP, coaches decision--										
Seattle	--DNP, coaches decision--										
vs. Ball State	--DNP, coaches decision--										
vs. Hawai'i	--DNP, coaches decision--										
vs. Houston	--DNP, coaches decision--										
UCLA	--DNP, coaches decision--										
USC	1	0-0	0-0	0-0	0-0-0	1	0	0	0	0	0
at Stanford	--DNP, coaches decision--										
at California	--DNP, coaches decision--										
Oregon State	--DNP, coaches decision--										
#8 Oregon	--DNP, coaches decision--										
at Utah											
at Colorado											
Arizona											
Arizona St.											
at Washington St.											
at USC											
at UCLA											
Stanford											
California											
Washington St.											
at Arizona St.											
at Arizona											

*-game started
_ -team high

CRANDALL'S CAREER STATS

Year	G-GS	Min-Avg	FG-FGA	Pct	3FG-FGA	Pct	FT-FTA	Pct	OR-DR	R-Avg	PF	FO	Ast	TO	Blk	Stl	Pts-Avg
2017-18	3-0	7-2.3	2-3	.667	1-1	1.000	0-0	---	2-0	2-0.7	0	0	1	0	0	0	5-1.7
2018-19	6-0	8-1.3	1-1	1.000	0-0	---	0-0	---	2-1	3-0.5	0	0	0	0	0	1	2-0.3
2019-20	3-0	3-1.0	1-1	1.000	0-0	---	0-0	---	0-0	0-0.0	1	0	0	0	0	1	2-0.7
TOTALS	12-0	18-1.5	4-5	.800	1-1	1.000	0-0	---	4-1	5-0.4	1	0	1	0	0	2	9-0.8

CRANDALL'S CAREER PAC-12 CONFERENCE STATS

Year	G-GS	Min-Avg	FG-FGA	Pct	3FG-FGA	Pct	FT-FTA	Pct	OR-DR	R-Avg	PF	FO	Ast	TO	Blk	Stl	Pts-Avg
2018-19	3-0	3-1.0	0-0	---	0-0	---	0-0	---	1-1	2-0.7	0	0	0	0	0	0	0-0.0
2019-20	1-0	1-1.3	0-0	---	0-0	---	0-0	---	0-0	0-0.0	1	0	0	0	0	0	0-0.0
TOTALS	4-0	4-1.0	0-0	---	0-0	---	0-0	---	1-1	2-0.5	1	0	0	0	0	0	0-0.0

#13 HAMEIR WRIGHT

Junior | Forward | 6-9 | 220

Albany, N.Y. | Albany Academy

Miscellaneous Stats	19-20 Season	Career
Double-figure scoring	1	3
Double-doubles	0	0
Triple-doubles	0	0
Led UW in scoring	0	0
Led UW in rebounding	1	2
Led UW in assists	0	1
20+ point games	0	0
30+ point games	0	0

	2019-20 Season High	Career High
Pts	10, vs. Ball State, 12/22/19	12, Kennesaw State, 11/28/17
FG	3 (3) Last: vs. Ball State, 12/22/19	4 (2) Last: Montana, 12/22/17
FG ATT.	9, vs. Houston, 12/25/19	9 (2) Last: vs. Houston, 12/25/19
3FG	2 (6) Last: at California, 1/11/20	3, Kennesaw State, 11/28/17
3FG ATT.	7 (2) Last: at California, 1/11/20	same
FT	5 (2) Last: at Hawai'i, 12/23/19	same
FT ATT.	9, at Hawai'i, 12/23/19	same
Reb	8, Montana, 11/22/19	8 (3) Last: Montana, 11/22/19
Asst	5, vs. Tennessee, 11/16/19	same
Blk	4, vs. #16 Baylor, 11/8/19	5, Sac. State, 12/21/18
Stl	3, Eastern Wash., 12/4/19	4, vs. Colorado, 3/15/19 - P12 Semis
Min	37, vs. Houston, 12/25/19	same

Quick Hitters

- A four-star player who attended the Albany Academy
- Named the 2017 Gatorade New York Player of the Year and was a two-time Class A Player of the Year in NY as both a junior and a senior
- As a senior, averaged 16.7 points, 9.1 rebounds, 3.0 assists and 1.9 blocks per game while leading his squad to the Class A Federation Tournament Championship
- Was also named the MVP of the Federation Championships as a junior
- Teammates with Nahziah Carter on the Albany Rocks team before he spent the last summer with the PSA Cardinals
- On the 2017 Nike EYBL circuit, averaged 4.1 rebounds in 11 games which ranked second on his squad

2019-20 (Junior)

- Notched a season-high 10 points against Ball State while adding three blocks
- Scored eight points while pulling down five rebounds against San Diego and once again tallied stats in the assists (2) and steals (1) columns
- Had a career-high tying eight rebounds against Montana, while adding five points, three assists and two blocks
- Nearly recorded a double-double with nine points and seven rebounds against Mount St. Mary's ... registered four assists, tying his career high and added two blocks

2018-19 (Sophomore)

- Saw action in 32 games including 26 starts, the first of his career
- Against Colorado in the Pac-12 Semifinals, recorded a career-high tying four steals
- Scored eight points against USC in the Pac-12 Quarterfinals and knocked down two from 3-point range ... he also added two blocks and two steals
- Led the team in rebounding with seven boards against Sacramento State and added a career-high five blocks in 21 minutes
- Set or tied career highs in rebounds (8), blocks (4), steals (2) and minutes (36) against Texas A&M at the Vancouver Showcase
- Posted a season-high nine points and added six rebounds against San Diego

2019-20 GAME-BY-GAME STATISTICS

Opponent	M	Fg-Fga	3m-3a	Ft-Fta	O-D-Reb	PF	A	T	B	S	Pts
vs. #16 Baylor*	29	2-5	2-3	0-0	0-4-4	4	1	4	4	0	6
Mt. St. Mary's*	30	3-8	2-5	1-2	2-5-7	3	4	2	2	1	9
vs. Tennessee*	20	0-3	0-3	0-0	0-1-1	5	5	1	0	0	0
Maine*	16	2-4	1-3	1-2	0-1-1	2	0	1	0	0	6
Montana*	33	0-4	0-3	5-8	2-6-8	2	3	4	1	2	5
San Diego*	26	2-3	2-3	2-3	1-4-5	3	2	0	0	1	8
S. Dakota	25	0-5	0-3	2-2	1-2-3	1	1	0	1	0	2
E. Washington*	30	1-6	1-4	0-0	2-4-6	3	3	3	1	3	3
#9 Gonzaga*	32	3-6	2-5	0-0	0-3-3	4	1	3	3	1	8
Seattle*	33	1-6	1-5	1-2	1-6-7	1	2	3	1	0	4
vs. Ball State*	33	3-6	2-5	2-2	0-3-3	3	2	2	3	0	10
vs. Hawai'i*	26	0-2	0-2	5-9	1-2-3	4	1	4	0	1	5
vs. Houston*	37	2-9	1-7	0-0	1-6-7	2	4	1	1	0	5
UCLA*	29	0-2	0-2	1-2	2-2-4	3	0	2	0	0	1
USC*	13	1-1	1-1	0-0	0-1-1	3	0	1	0	1	3
at Stanford*	28	1-4	0-2	2-2	3-3-6	3	1	2	0	1	4
at California*	36	2-8	2-7	0-0	1-3-4	1	3	2	1	1	6
Oregon State*	34	2-7	1-5	1-1	2-4-6	2	2	1	2	0	6
#8 Oregon*	27	1-3	1-1	0-2	0-3-3	4	1	0	2	0	3

at Utah
at Colorado
Arizona
Arizona St.
at Washington St.
at USC
at UCLA
Stanford
California
Washington St.
at Arizona St.
at Arizona

*-game started

—-team high

2017-18 (Freshman)

- Saw action in 33 games as a freshman off the bench, averaging 14.9 minutes per game
- Averaged 2.6 points and 2.7 rebounds while adding 36 blocks, which ranked second on the team
- Dished out a career-high four assists against California in 23 minutes while adding one block and one steal and four rebounds
- Pulled down a career-high eight rebounds against LMU while adding five points in a career-high 30 minutes
- Added six rebounds against No. 2 Kansas while adding a career high three blocks
- Pulled down six rebounds while adding eight points against Omaha
- Knocked in 4-of-5 from the field and went a perfect 3-of-3 from long-distance against Kennesaw State en route to 12 points and recorded four rebounds

WRIGHT'S CAREER STATS

Year	G-GS	Min-Avg	FG-FGA	Pct	3FG-FGA	Pct	FT-FTA	Pct	OR-DR	R-Avg	PF	FO	Ast	TO	Blk	Stl	Pts-Avg
2017-18	33-0	491-14.9	31-84	.369	10-37	.270	13-32	.406	19-70	89-2.7	67	2	21	25	36	14	85-2.6
2018-19	32-26	573-17.9	29-107	.271	14-58	.241	17-24	.708	19-56	75-2.3	89	4	28	34	45	17	89-2.8
2019-20	19-18	535-28.2	26-91	.286	19-69	.275	23--37	.622	19-63	82-4.3	53	1	36	36	22	13	94-4.9
TOTALS	84-44	1601-19.1	86-282	.304	43-164	.262	53-93	.569	57-189	246-2.9	209	7	85	95	103	44	268-3.2

WRIGHT'S CAREER PAC-12 CONFERENCE STATS

Year	G-GS	Min-Avg	FG-FGA	Pct	3FG-FGA	Pct	FT-FTA	Pct	OR-DR	R-Avg	PF	FO	Ast	TO	Blk	Stl	Pts-Avg
2017-18	17-0	251-14.8	14-45	.311	3-19	.158	4-15	.267	11-32	43-2.5	33	2	12	13	15	6	35-2.1
2018-19	15-14	234-15.6	12-45	.267	6-26	.231	3-5	.600	5-17	22-1.5	38	1	12	18	16	6	33-2.2
2019-20	6-6	165-27.5	7-25	.280	5-18	.278	4-7	.571	8-16	24-4.0	16	0	7	8	5	3	23-3.8
TOTALS	38-20	652-17.2	33-115	.287	14-63	.222	11-27	.407	24-65	89-2.3	87	3	31	39	36	15	93-2.4

#14 SAM TIMMINS

Senior | Forward | 6-11 | 265

Dunedin, New Zealand | Otago HS

Miscellaneous Stats	19-20 Season	Career
Double-figure scoring	1	4
Double-figure rebounding	0	4
Double-doubles	0	0
Triple-doubles	0	0
Led UW in scoring	0	0
Led UW in rebounding	1	9
20+ point games	0	0
30+ point games	0	0

	2019-20 Season High	Career High
Pts	11, Eastern Wash., 12/4/19	13, Kennesaw State, 11/28/17
FG	4, Eastern Wash., 12/4/19	5 (2) Last: at USC, 12/29/17
FG ATT.	6, Eastern Wash., 12/4/19	9, at #7 Arizona, 1/29/17
3FG	1, Eastern Wash., 12/4/19	1 (3) Last: Eastern Wash., 12/4/19
3FG ATT.	2, Eastern Wash., 12/4/19	3, at #7 Arizona, 1/29/17
FT	3, Montana, 11/22/19	7, Kennesaw State, 11/28/17
FT ATT.	4, Montana, 11/22/19	10, Kennesaw State, 11/28/17
Reb	6, Eastern Wash., 12/4/19	12 (2) Last: at #3 UCLA, 3/1/17
Asst	1, Maine, 11/19/19	2 (4) Last: Colorado, 2/23/19
Blk	2, vs. Tennessee, 11/16/19	4 (2) Last: at Utah, 1/10/19
Stl	1 (4) Last: USC, 1/5/20	3, Stanford, 1/13/18
Min	20, Montana, 11/22/19	31, at Colorado, 2/9/17

Quick Hitters

- Is the first player from New Zealand to come to UW
- Played for the New Zealand National Team during the 2017 FIBA Asia Cup and represented New Zealand at the 2018 FIBA 3x3 World Cup
- Has dropped over 15 pounds since arriving in Seattle
- Came to UW in December of 2015 and practiced / traveled wth the team during the remainder of the 2015-16 season
- Has a massive trick shot repertoire
- Dad, Brendon, was a top rugby player in New Zealand from 1992-2002
- Grandmother was a six-time New Zealand javelin champion
- Was the youngest player to ever earn a spot on the Otago Nuggets, passing the record held by Mark Dickel

2018-19 (Junior)

- Competed in all 36 games while shooting 62.0 percent from the field (31-50) and pulling down 2.2 rebounds in 10.4 minutes
- Had a season high nine points on 3-of-5 shooting against UCLA
- Pulled down a season-best seven rebounds at Utah while also recording a career-high tying four blocks

2017-18 (Sophomore)

- Started in all 34 games, averaging 4.3 pts and 4.6 rebs per game
- Pulled down six boards against Oregon State in the first round of the Pac-12 Tournament
- Led the team in rebounding at UCLA with nine while adding six points
- Recorded his second double-digit scoring night of the season with 10 points at USC on perfect shooting from the field (5-of-5)
- Pulled down seven rebounds and added six points against Bethune-Cookman
- Recorded a team-best 11 rebounds against LMU, one shy of his career high
- Set a career-high with 13 points on 3-of-3 shooting from the field and career-best 7-of-10 from the FT line against Kennesaw State ... also led the team with a season-high tying eight rebounds

2019-20 GAME-BY-GAME STATISTICS

Opponent	M	Fg-Fga	3m-3a	Ft-Fta	O-D-Reb	PF	A	TO	B	S	Pts
vs. #16 Baylor	2	0-0	0-0	0-0	0-0-0	0	0	0	0	0	0
Mt. St. Mary's	4	0-0	0-0	0-0	0-0-0	0	0	0	0	0	0
vs. Tennessee	12	2-3	0-0	0-0	1-2-3	1	0	0	2	1	4
Maine	10	3-3	0-0	1-3	0-0-0	0	1	0	0	1	7
Montana	20	2-4	0-0	3-4	1-4-5	1	0	3	1	1	7
San Diego	7	0-0	0-0	1-3	0-1-1	0	0	0	0	0	1
S. Dakota	7	1-1	0-0	0-0	0-1-1	1	0	2	0	0	2
E. Washington	18	4-6	1-2	2-2	2-4-6	0	0	1	1	0	11
#9 Gonzaga	3	0-0	0-0	0-0	0-0-0	0	0	0	0	0	0
Seattle	5	0-0	0-0	0-0	0-0-0	1	0	1	0	0	0
vs. Ball State	1	0-0	0-0	0-0	0-0-0	0	0	0	0	0	0
vs. Hawai'i	9	1-1	0-0	0-0	0-1-1	0	0	1	1	0	2
vs. Houston	6	1-1	0-0	0-0	0-1-1	0	0	0	0	0	2
UCLA	7	0--0	0-0	1-2	0-2-2	0	0	0	1	0	1
USC	12	0-2	0-1	0-0	1-1-2	1	1	0	0	1	0
at Stanford	5	0-0	0-0	0-0	0-1-1	0	0	0	0	0	0
at California	4	0-0	0-0	0-0	1-0-1	0	0	0	0	0	0
Oregon State	3	0-0	0-0	0-0	0-0-0	0	0	0	0	0	0
Oregon	1	0-0	0-0	0-0	0-0-0	1	0	0	0	0	0
at Utah											
at Colorado											
Arizona											
Arizona St.											
at Washington St.											
at USC											
at UCLA											
Stanford											
California											
Washington St.											
at Arizona St.											
at Arizona											

*-game started
 ---team high

- Added eight rebounds and six points in 16 minutes vs. Providence in NYC
- Scored nine on 4-of-5 shooting and pulled down eight boards against Seattle U in 18 minutes

2016-17 (Freshman)

- Saw action in 31 games including 18 starts while averaging 3.2 ppg and 3.8 rpg. ... added 20 blocks while shooting 48.9 percent from the field
- Recorded career-high tying 12 rebounds at No. 3 UCLA
- Pulled down 11 rebounds at Colorado in 31 minutes
- Had career-high tying 12 rebounds in 14 minutes against Western Kentucky in Las Vegas

High School

- Led Otago Boys HS to the National Schools Championship in 2014
- Played for the Canterbury Rams in the New Zealand National Basketball league, coached by former UNLV All-American Mark Dickel
- Spent his senior year at Middleton Grange HS in Christchurch

TIMMINS' CAREER STATS

Year	G-GS	Min-Avg	FG-FGA	Pct	3FG-FGA	Pct	FT-FTA	Pct	OR-DR	R-Avg	PF	FO	Ast	TO	Blk	Stl	Pts-Avg
2016-17	30-17	438-14.6	45-91	.495	2-7	.286	6-16	.375	40-75	115-3.8	46	0	9	37	20	11	98-3.3
2017-18	34-34	612-18.0	56-97	.577	0-0	---	33-59	.559	54-104	158-4.6	88	2	8	39	33	15	145-4.3
2018-19	36-7	374-10.4	31-50	.620	0-0	---	8-22	.364	36-42	78-2.2	63	2	9	27	25	12	70-1.9
2019-20	19-0	136-7.2	14-21	.667	1-3	.333	8-14	.571	6-18	24-1.3	6	0	2	8	6	4	37-1.9
TOTALS	119-58	1561-13.1	146-259	.564	3-10	.300	55-111	.495	136-239	375-3.2	202	4	28	111	84	42	350-2.9

TIMMINS' CAREER PAC-12 CONFERENCE STATS

Year	G-GS	Min-Avg	FG-FGA	Pct	3FG-FGA	Pct	FT-FTA	Pct	OR-DR	R-Avg	PF	FO	Ast	TO	Blk	Stl	Pts-Avg
2016-17	18-10	268-14.9	24-55	.436	1-5	.200	1-6	.167	30-41	71-3.9	24	0	4	18	15	8	50-2.8
2017-18	18-18	322-17.9	21-41	.512	0-0	---	9-12	.750	23-51	74-4.1	43	0	5	23	15	8	51-2.8
2018-19	18-2	211-11.7	19-27	.704	0-0	---	8-14	.571	19-24	43-2.4	29	1	6	15	16	8	46-2.6
2019-20	6-0	33-5.4	0-2	---	0-1	---	0-0	---	0-0	0-0.0	0	0	0	0	0	0	0-0.0
TOTALS	60-30	834-13.9	64-125	.512	1-6	.167	19-34	.559	74-120	194-3.2	97	1	16	56	47	25	148-2.5

#15 MARCUS TSOHONIS

Freshman | Guard | 6-3 | 185
Portland, Ore. | Jefferson HS

Miscellaneous Stats	19-20 Season	Career
Double-figure scoring	2	2
Double-figure rebounding	0	0
Double-doubles	0	0
Triple-doubles	0	0
Led UW in scoring	0	0
Led UW in rebounding	0	0
20+ point games	0	0
30+ point games	0	0

	2019-20 Season High	Career High
Pts	14, No. 8 Oregon, 1/18/20	same
FG	6, No. 8 Oregon, 1/18/20	same
FG ATT.	13, No. 8 Oregon, 1/18/20	same
3FG	2, No. 8 Oregon, 1/18/20	same
3FG ATT.	4 (2) Last: No. 8 Oregon, 1/18/20	same
FT	2, Oregon State, 1/16/20	same
FT ATT.	4, No. 8 Oregon, 1/18/20	same
Reb	4, No. 8 Oregon, 1/18/20	same
Asst	3, Oregon State, 1/16/20	same
Blk	1, Oregon State, 1/16/20	same
Stl	1, Oregon State, 1/16/20	same
Min	36, No. 8 Oregon, 1/18/20	same

Quick Hitters

- Played for Seattle Rotary alongside fellow teammate RaeQuan Battle where he averaged 12.2 points, 4.9 rebounds and 2.5 assists.
- Last name is pronounced suh-HONE-iss (rhymes with Sabonis)

Freshman (2019-20)

- Has seen game action in six contests this season ... Hopkins was intending to redshirt him following the San Diego game but pulled that at California
- Played in 36 minutes off the bench and scored a career-best 14 points on 6-of-13 shooting from the field, also knocked down a career-high two from long distance while pulling down four rebounds against No. 8 Oregon
- Went 4-for-9 against Oregon State for 11 points and dished out a career best three assists off the bench

High School

- A three-star recruit out of Jefferson High School in Portland, Ore.
- The 2018 Portland Interscholastic League Player of the Year as a junior, averaging 24.1 points, 7.4 assists and 6.2 rebounds per game en route to Jefferson's No. 1 ranking in Oregon that season
- Led Jefferson to the Class 6A championship his sophomore season

2019-20 GAME-BY-GAME STATISTICS

Opponent	M	Fg-Fga	3m-3a	Ft-Fta	O-D-Reb	PF	A	TO	B	S	Pts
vs. #16 Baylor		--DNP, injury--									
Mt. St. Mary's		--DNP, coaches decision--									
vs. Tennessee		--DNP, coaches decision--									
Maine	11	1-2	1-1	0-0	1-1-2	0	1	0	0	0	3
Montana	1	0-0	0-0	0-0	0-0-0	0	0	0	0	0	0
San Diego	4	0-0	0-0	0-0	0-0-0	0	1	0	0	0	0
S. Dakota		--DNP, coaches decision--									
E. Washington		--DNP, coaches decision--									
#9 Gonzaga		--DNP, coaches decision--									
Seattle		--DNP, coaches decision--									
vs. Ball State		--DNP, coaches decision--									
vs. Hawai'i		--DNP, coaches decision--									
vs. Houston		--DNP, coaches decision--									
UCLA		--DNP, coaches decision--									
USC		--DNP, coaches decision--									
at Stanford		--DNP, coaches decision--									
at California	6	1-3	1-2	0-0	1-0-1	0	1	0	0	0	3
Oregon State	29	4-9	1-4	2-2	0-2-2	0	3	1	1	1	11
#8 Oregon	36	6-13	2-4	0-4	2-2-4	2	2	4	0	0	14
at Utah											
at Colorado											
Arizona											
Arizona St.											
at Washington St.											
at USC											
at UCLA											
Stanford											
California											
Washington St.											
at Arizona St.											
at Arizona											

*-game started
--team high

TSOHONIS' CAREER STATS															
Year	G-GS	Min-Avg	FG-FGA	Pct	3FG-FGA	Pct	FT-FTA	Pct	OR-DR	R-Avg	PF	FO	Ast	TO	Pts-Avg
2019-20	6-0	88-14.6	12-27	.444	5-11	.455	2-6	.333	4-5	9-1.5	2	0	8	5	31-5.2
TOTALS	6-0	88-14.6	12-27	.444	5-11	.455	2-6	.333	4-5	9-1.5	2	0	8	5	31-5.2
TSOHONIS' CAREER PAC-12 CONFERENCE STATS															
Year	G-GS	Min-Avg	FG-FGA	Pct	3FG-FGA	Pct	FT-FTA	Pct	OR-DR	R-Avg	PF	FO	Ast	TO	Pts-Avg
2019-20	3-0	72-24.0	11-25	.440	4-10	.400	2-6	.333	3-4	7-2.3	2	0	6	5	28-9.3
TOTALS	3-0	72-24.0	11-25	.440	4-10	.400	2-6	.333	3-4	7-2.3	2	0	6	5	28-9.3

#20 QUIN BARNARD

Senior | Guard | 6-0 | 175
Bellevue, Wash. | O’Dea

Miscellaneous Stats	19-20 Season	Career
Double-figure scoring	0	0
Double-figure rebounding	0	0
Double-doubles	0	0
Triple-doubles	0	0
Led UW in scoring	0	0
Led UW in rebounding	0	0
20+ point games	0	0
30+ point games	0	0

2019-20 Season High	Career High
Pts	
FG	
FG ATT.	
3FG	
3FG ATT.	
FT	
FT ATT.	
Reb	
Asst	1, USC, 1/5/20
Blk	same
Stl	
Min	3, USC, 1/5/20
	same

Quick Hitters

- Was a walk-on during the 2016-17 season, sat out the 2017-18 season and was welcomed back in the 2018-19 season
- Despite having a year of eligibility remaining, 2019-20 will be his senior season
- Completed his high school career at O’Dea with over 1,300 career points
- Helped O’Dea to an appearance in the state championship game and a second-place 3A finish
- Averaged 16.5 points per game as a senior while helping the Fighting Irish to a 22-8 record and an 11-4 mark in district action en route to earning all-Metro team honors for the second-straight year
- Was a third-team All-Metro Team selection as a junior after averaging 18.8 points per game

2019-20 GAME-BY-GAME STATISTICS

Opponent	M	Fg-Fga	3m-3a	Ft-Fta	O-D-Reb	PF	A	TO	B	S	Pts
vs. #16 Baylor		--DNP, coaches decision--									
Mt. St. Mary's		--DNP, coaches decision--									
vs. Tennessee		--DNP, coaches decision--									
Maine	1	0-0	0-0	0-0	0-0-0	0	0	0	0	0	0
Montana		--DNP, coaches decision--									
San Diego	1	0-0	0-0	0-0	0-0-0	0	0	0	0	0	0
S. Dakota		--DNP, coaches decision--									
E. Washington		--DNP, coaches decision--									
#9 Gonzaga		--DNP, coaches decision--									
Seattle		--DNP, coaches decision--									
vs. Ball State		--DNP, coaches decision--									
vs. Hawai'i		--DNP, coaches decision--									
vs. Houston		--DNP, coaches decision--									
UCLA		--DNP, coaches decision--									
USC	3	0-0	0-0	0-0	0-0-0	0	1	0	0	0	0
at Stanford		--DNP, coaches decision--									
at California		--DNP, coaches decision--									
Oregon State		--DNP, coaches decision--									
#8 Oregon		--DNP, coaches decision--									
at Utah											
at Colorado											
Arizona											
Arizona St.											
at Washington St.											
at USC											
at UCLA											
Stanford											
California											
Washington St.											
at Arizona St.											
at Arizona											

*-game started
--team high

#21 RAEQUAN BATTLE

Freshman | Guard | 6-5 | 185

Tulalip, Wash. | Marysville-Pilchuck

Miscellaneous Stats	19-20 Season	Career
Double-figure scoring	1	1
Double-doubles	0	0
Triple-doubles	0	0
Led UW in scoring	0	0
Led UW in rebounding	0	0
Led UW in assists	0	0
20+ point games	0	0
30+ point games	0	0

	2019-20 Season High	Career High
Pts	11, Oregon State, 1/16/20	same
FG	4, Oregon State, 1/16/20	same
FG ATT.	11, Oregon State, 1/16/20	same
3FG	3, Oregon State, 1/16/20	same
3FG ATT.	8, No. 8 Oregon, 1/18/20	same
FT	3, No. 8 Oregon, 1/18/20	same
FT ATT.	3, No. 8 Oregon, 1/18/20	same
Reb	4, at California, 1/11/20	same
Asst	2, Oregon State, 1/16/20	same
Blk		
Stl	2, USC, 1/5/20	
Min	24, Oregon State, 1/16/20	same

Quick Hitters

- Member of the Tulalip Reservation and is the first Tulalip tribe member to earn a Division 1 basketball scholarship
- The Tulalip Reservation is just 40 miles north of Seattle
- Was named the 2019 Tulalip Boys and Girls Club Youth of the Year, celebrating the Club's most inspiring teens
- Played for Seattle Rotary in the Nike EYBL alongside teammate Marcus Tsohonis
- Wears the No. 21 as that was his mother's number when she played basketball at Marysville-Pilchuck

Freshman (2019-20)

- Competed in eight games so far this season including one start averaging 8.9 minutes off the bench
- Made his first career start against Oregon State and scored a career-best 11 points on 4-of-6 shooting from the field including three made from long distance

High School

- A four-star recruit out of Marysville-Pilchuck High School
- Ranked No. 70 in the country by Rivals, No. 85 by 247sports and No. 91 in the ESPN Top 100 for the Class of 2019
- Put up 22 points and nine rebounds a game as a senior and led M-P to its second-straight District 1 title
- The Monarchs won 19-straight games en route to earning the No. 4 seed at the WIAA State Championship Tournament, their best showing ever as they went on to finish fourth overall
- Finished his Marysville-Pilchuck career with a program-best 1,667 points and also holds the school's single-game scoring record at 43 points in a night where he also

2019-20 GAME-BY-GAME STATISTICS

Opponent	M	Fg-Fga	3m-3a	Ft-Fta	O-D-Reb	PF	A	TO	B	S	Pts
vs. #16 Baylor	--DNP, coaches decision--										
Mt. St. Mary's	--DNP, coaches decision--										
vs. Tennessee	--DNP, coaches decision--										
Maine	5	0-1	0-1	0-0	0-0-0	0	0	0	0	0	0
Montana	--DNP, coaches decision--										
San Diego	5	0-2	0-2	0-0	0-0-0	1	0	0	0	1	0
S. Dakota	--DNP, coaches decision--										
E. Washington	3	1-1	1-1	0-0	0-0-0	1	0	0	0	0	3
#9 Gonzaga	--DNP, coaches decision--										
Seattle	--DNP, coaches decision--										
vs. Ball State	--DNP, coaches decision--										
vs. Hawai'i	--DNP, coaches decision--										
vs. Houston	--DNP, coaches decision--										
UCLA	6	1-2	0-0	0-0	0-1-1	0	0	0	0	1	2
USC	6	0-2	0-2	0-0	1-1-2	1	0	1	0	2	0
at Stanford	--DNP, coaches decision--										
at California	10	1-4	1-4	0-0	1-3-4	0	0	0	0	0	3
Oregon State*	24	4-6	3-5	0-0	0-2-2	1	2	0	0	3	11
#8 Oregon	13	1-8	1-8	3-3	0-0	0	0	0	0	0	6x

at Utah
at Colorado
Arizona
Arizona St.
at Washington St.
at USC
at UCLA
Stanford
California
Washington St.
at Arizona St.
at Arizona

*-game started
__-team high

pulled down 23 rebounds

- As a junior, averaged 21.4 points and 8.0 rebounds en route to a 19-5 record and the District 1 title, Marysville's first in over two decades
- Led the Tomahawks to the Class 3A state regionals as a sophomore

BATTLE'S CAREER STATS

Year	G-GS	Min-Avg	FG-FGA	Pct	3FG-FGA	Pct	FT-FTA	Pct	OR-DR	R-Avg	PF	FO	Ast	TO	Blk	Stl	Pts-Avg
2019-20	8-1	71-8.9	8-26	.308	6-23	.261	3-3	1.000	2-7	9-1.1	4	0	2	1	0	7	24-3.1
TOTALS	8-1	71-8.9	8-26	.308	6-23	.261	3-3	1.000	2-7	9-1.1	4	0	2	1	0	7	24-3.1

BATTLE'S CAREER PAC-12 CONFERENCE STATS

Year	G-GS	Min-Avg	FG-FGA	Pct	3FG-FGA	Pct	FT-FTA	Pct	OR-DR	R-Avg	PF	FO	Ast	TO	Blk	Stl	Pts-Avg
2019-20	5-1	59-11.8	7-22	.318	5-19	.263	3-3	1.000	2-7	9-1.8	2	0	2	1	0	6	22-4.4
TOTALS	5-1	59-11.8	7-22	.318	5-19	.263	3-3	1.000	2-7	9-1.8	2	0	2	1	0	6	22-4.4

#23 BRYAN PENN-JOHNSON

Redshirt Freshman | Center | 7-0 | 245

Long Beach, Calif. | Wasatch Academy, Utah

Miscellaneous Stats	19-20 Season	Career
Double-figure scoring	0	0
Double-doubles	0	0
Triple-doubles	0	0
Led UW in scoring	0	0
Led UW in rebounding	0	0
Led UW in assists	0	0
20+ point games	0	0
30+ point games	0	0

	2019-20 Season High	Career High
Pts	5, San Diego, 11/24/19	same
FG	2 (2) Last: USC, 1/5/20	same
FG ATT.	2 (2) Last: USC, 1/5/20	same
3FG		
3FG ATT.		
FT	2, Maine, 11/19/19	same
FT ATT.	2, Maine, 11/19/19	same
Reb	1, USC, 1/5/20	same
Asst		
Blk	1, San Diego, 11/24/19	same
Stl		
Min	5, Maine, 11/19/19	same

Quick Hitters

- Four-star center with a 7-7 wingspan
- Has grown over six inches since he was a freshman in high school

2018-19 (Freshman)

- Redshirted the 2018-29 season

High School

- Helped Wasatch Academy (Mt.Pleasant, Utah) to a 24-2 record as a senior and a No. 3 ranking in the state of Utah.

2019-20 GAME-BY-GAME STATISTICS

Opponent	M	Fg-Fga	3m-3a	Ft-Fta	O-D-Reb	PF	A	TO	B	S	Pts
vs. #16 Baylor		--DNP, coaches decision--									
Mt. St. Mary's		--DNP, coaches decision--									
vs. Tennessee		--DNP, coaches decision--									
Maine	5	0-0	0-0	2-2	0-0-0	1	0	1	0	0	2
Montana		--DNP, coaches decision--									
San Diego	6	2-2	0-0	1-1	0-0-0	2	0	0	1	0	5
S. Dakota		--DNP, coaches decision--									
E. Washington		--DNP, coaches decision--									
#9 Gonzaga		--DNP, coaches decision--									
Seattle		--DNP, illness--									
vs. Ball State		--DNP, coaches decision--									
vs. Hawai'i		--DNP, coaches decision--									
vs. Houston		--DNP, coaches decision--									
UCLA		--DNP, coaches decision--									
USC	4	2-2	0-0	0-0	0-1-1	1	0	0	0	0	4
at Stanford		--DNP, coaches decision--									
at California		--DNP, coaches decision--									
Oregon State		--DNP, coaches decision--									
#8 Oregon		--DNP, coaches decision--									
at Utah											
at Colorado											
Arizona											
Arizona St.											
at Washington St.											
at USC											
at UCLA											
Stanford											
California											
Washington St.											
at Arizona St.											
at Arizona											

*-game started
_ -team high

PENN-JOHNSON'S CAREER STATS																
Year	G-GS	Min-Avg	FG-FGA	Pct	3FG-FGA	Pct	FT-FTA	Pct	OR-DR	R-Avg	PF	FO	Ast	TO	Blk	Pts-Avg
2018-19	Redshirted the 2018-19 season															
2019-20	3-0	14-4.9	4-4	1.000	0-0	---	3-3	1.000	0-1	1-0.3	4	0	0	1	1	11-3.7
TOTALS	3-0	14-4.9	4-4	1.000	0-0	---	3-3	1.000	0-1	1-0.3	4	0	0	1	1	11-3.7

PENN-JOHNSON'S CAREER PAC-12 CONFERENCE STATS																
Year	G-GS	Min-Avg	FG-FGA	Pct	3FG-FGA	Pct	FT-FTA	Pct	OR-DR	R-Avg	PF	FO	Ast	TO	Blk	Pts-Avg
2018-19	Redshirted the 2018-19 season															
2019-20	1-0	4-4.0	2-2	1.000	0-0	---	0-0	---	0-1	1-1.0	1	0	0	0	0	4-4.0
TOTALS	1-0	4-4.0	2-2	1.000	0-0	---	0-0	---	0-1	1-1.0	1	0	0	0	0	4-4.0

#30 TRAVIS RICE

R-Junior | Guard | 6-2 | 185

Las Veags, Nev. | Bishop Gorman | N. Arizona

Miscellaneous Stats	19-20 Season	Career
Double-figure scoring	0	0
Double-doubles	0	0
Triple-doubles	0	0
Led UW in scoring	0	0
Led UW in rebounding	0	0
Led UW in assists	0	0
20+ point games	0	0
30+ point games	0	0

2019-20 Season High		Career High
Pts		
FG		
FG ATT.	1 (2) San Diego, 11/24/19	1 (3) Last: San Diego, 11/24/19
3FG		
3FG ATT.	1 (2) San Diego, 11/24/19	1 (3) Last: San Diego, 11/24/19
FT		
FT ATT.		
Reb	1, California, 1/19/19	
Asst		
Blk		
Stl		
Min	2 (2) Last: USC, 1/5/20	2 (2) Last: San Diego

Quick Hitters

- Is the son of assistant coach Dave Rice
- Spent one year at Northern Arizona
- Competed at Bishop Gorman High School in Las Vegas, Nev., under coach Grant Rice, his uncle
- Lettered three years at Gorman and was captain for one season
- Earned Sunset All-League honors his senior season . . . The nationally ranked Gaels won three state championships, while Rice was a member of the team.

2019-20 GAME-BY-GAME STATISTICS

Opponent	M	Fg-Fga	3m-3a	Ft-Fta	O-D-Reb	PF	A	TO	B	S	Pts
vs. #16 Baylor	--DNP, coaches decision--										
Mt. St. Mary's	--DNP, coaches decision--										
vs. Tennessee	--DNP, coaches decision--										
Maine	1	0-1	0-1	0-0	0-0-0	0	0	0	0	0	0
Montana	--DNP, coaches decision--										
San Diego	2	0-1	0-1	0-0	0-0-0	2	0	0	0	0	0
S. Dakota	--DNP, coaches decision--										
E. Washington	--DNP, coaches decision--										
#9 Gonzaga	--DNP, coaches decision--										
Seattle	--DNP, coaches decision--										
vs. Ball State	--DNP, coaches decision--										
vs. Hawai'i	--DNP, coaches decision--										
vs. Houston	--DNP, coaches decision--										
UCLA	--DNP, coaches decision--										
USC	2	0-0	0-0	0-0	0-0-0	0	0	0	0	0	0
at Stanford	--DNP, coaches decision--										
at California	--DNP, coaches decision--										
Oregon State	--DNP, coaches decision--										
Oregon	--DNP, coaches decision--										
at Utah											
at Colorado											
Arizona											
Arizona St.											
at Washington St.											
at USC											
at UCLA											
Stanford											
California											
Washington St.											
at Arizona St.											
at Arizona											

*-game started
_ -team high

RICE'S CAREER STATS

Year	G-GS	Min-Avg	FG-FGA	Pct	3FG-FGA	Pct	FT-FTA	Pct	OR-DR	R-Avg	PF	FO	Ast	TO	Blk	Stl	Pts-Avg
2018-19	7-0	8-1.1	0-1	---	0-1	---	0-0	---	0-1	1-0.1	1	0	0	0	0	0	0-0.0
2019-20	3-0	5-1.6	0-2	---	0-2	---	0-0	---	0-0	0-0.0	2	0	0	0	0	0	0-0.0
TOTALS	10-0	13-1.3	0-3	---	0-3	---	0-0	---	0-1	1-0.1	3	0	0	0	0	0	0-0.0

RICE'S CAREER PAC-12 CONFERENCE STATS

Year	G-GS	Min-Avg	FG-FGA	Pct	3FG-FGA	Pct	FT-FTA	Pct	OR-DR	R-Avg	PF	FO	Ast	TO	Blk	Stl	Pts-Avg
2018-19	3-0	3-1.0	0-0	---	0-0	---	0-0	---	0-1	1-0.3	1	0	0	0	0	0	0-0.0
2019-20	1-0	2-1.7	0-0	---	0-0	---	0-0	---	0-0	0-0.0	0	0	0	0	0	0	0-0.0
TOTALS	4-0	5-1.3	0-0	---	0-0	---	0-0	---	0-1	1-0.3	1	0	0	0	0	0	0-0.0

#33 ISAIAH STEWART

Freshman | Forward | 6-9 | 250

Rochester, N.Y. | La Lumiere (Ind.)

Miscellaneous Stats	19-20 Season	Career
Double-figure scoring	18	18
Double-figure rebounding	9	9
Double-doubles	9	9
Triple-doubles	0	0
Led UW in scoring	12	12
Led UW in rebounding	11	11
20+ point games	7	7
30+ point games	0	0

	2019-20 Season High	Career High
Pts	27, Seattle U, 12/17/19	same
FG	13, at Hawai'i, 12/23/19	same
FG ATT.	21, at Hawai'i, 12/23/19	same
3FG	1, #8 Oregon, 1/18/20	same
3FG ATT.	2, at Hawai'i, 12/23/19	same
FT	12 (2) Last: #8 Oregon, 1/18/20	same
FT ATT.	15, #8 Oregon, 1/18/20	same
Reb	19 #8 Oregon, 1/18/20	same
Asst	2 (2) Last: #8 Oregon 1/18/20	same
Blk	5 (3) Last: #8 Oregon, 1/18/20	same
Stl	2, #8 Oregon, 1/18/20	same
Min	43, #8 Oregon, 1/18/20	same

Quick Hitters

- Selected to the 2019-20 Kareem Abdul-Jabbar Center of the Year Watch List, Wooden Award Top 50 Preseason Watch List and the Naismith Player of the Year Watch List
- 2019 Naismith High School National Player of the Year
- 2019 McDonald's All-American
- 2019 Jordan Brand Classic Selection
- Active member of USA Basketball helping lead the U-17 team win gold at the 2018 U-17 FIBA World Cup
- Competed for City Rocks in the EYBL

2019-20 (Freshman)

- Has reached double-figuring scoring in all but one game this season
- Recorded his fifth 20/10 double double of the season with 25 points and a career-best 19 rebounds against No. 8 Oregon ... also tied his career high with five blocks
- Went for 24 & 11 in 33 minutes with 12 of 14 shooting from the FT line against UCLA
- Registered his second-straight 20 point night with 25 points and eight rebounds against Houston in the Diamond Head Classic Championship
- Recorded his fourth-straight double double with 26 points & 13 rebounds at Hawai'i
- Had his third-straight double double with 19 pts and 10 rebounds against Ball State
- Added his second-straight 20/10 effort against Seattle U with a career-high 27 points and 13 rebounds
- Led the team with his first 20-point/10-rebound double double as he scored 21 points and added 10 rebounds against No. 9 Gonzaga ... was nearly perfect from the field going 6-of-7 from FG and 9-pf-10 from the FT line
- Went 8-for-11 from the FT line against Eastern Eashington en route to scoring 12 points in just 21 minues due to foul trouble ... also pulled down six rebounds
- Posted his second career double double with 16 points and a career-best 15 rebounds against South Dakota
- Led the team with 25 points against San Diego on 10-of-18 shooting from the field, setting a career high for him this year and pulled down seven boards
- Improved upon his Maine scoring as he put up 18 on Montana, including an 8-of-9 mark from the FT line
- Tied his then season-best with 16 points against Maine on 50 percent shooting from the field and pulled down nine rebounds and added four blocks
- Posted his first double-double of his career against Tennessee as he scored 14 points and registered 10 rebounds
- Led the team with 16 points on 70 percent shooting from the field against Mount St. Mary's ... also added a career-best five blocks and pulled down five rebounds

2019-20 GAME-BY-GAME STATISTICS

Opponent	M	Fg-Fga	3m-3a	Ft-Fta	O-D-Reb	PF	A	TO	B	S	Pts
vs. #16 Baylor*	36	7-13	0-1	1-1	3-4-7	3	2	3	1	0	15
Mt. St. Mary's*	34	7-10	0-1	2-4	1-4-5	3	1	1	5	0	16
vs. Tennessee*	31	7-12	0-0	0-2	4-6-10	3	1	2	0	0	14
Maine*	30	6-12	0-1	4-5	3-6-9	0	0	0	4	0	16
Montana*	15	5-7	0-1	8-9	1-1-2	4	1	2	0	0	18
San Diego*	29	10-18	0-1	5-7	3-4-7	1	0	1	2	0	25
S. Dakota*	31	6-13	0-0	4-5	3-12-15	5	1	2	3	0	16
E. Washington*	21	2-5	0-0	8-11	2-4-6	5	0	5	1	1	12
#9 Gonzaga*	37	6-7	0-0	9-10	2-8-10	2	1	2	0	1	21
Seattle*	33	11-14	0-0	5-8	4-9-13	2	0	0	0	1	27
vs. Ball State*	35	8-12	0-0	3-3	3-7-10	2	1	2	2	1	19
vs. Hawai'i*	30	13-21	0-2	0-3	3-10-13	5	0	2	1	0	26
vs. Houston*	34	8-13	0-0	0-11	5-3-8	3	1	3	2	0	25
UCLA*	33	6-12	0-0	12-14	6-5-11	4	0	2	5	0	24
USC*	27	6-12	0-1	6-7	4-6-10	3	1	4	2	0	18
at Stanford*	26	2-8	0-0	0-2	1-4-5	4	0	3	3	1	4
at California*	41	4-7	0-0	5-6	3-3-6	0	1	3	2	0	13
Oregon State*	33	6-9	0-0	1-1	0-5-5	5	0	2	4	1	13
#8 Oregon*	43	6-13	1-1	12-15	7-12-19	1	2	1	5	2	25

at Utah
at Colorado
Arizona
Arizona St.
at Washington St.
at USC
at UCLA
Stanford
California
Washington St.
at Arizona St.
at Arizona

*-game started
—-team high

- Recorded his first double-digit scoring effort as he posted 15 points against No. 16 Baylor and added seven rebounds alongside two assists

High School

- Ranked as the No. 2 player in the country by Rivals and No. 3 by ESPN and was consistently listed as a five star recruit by all services
- Helped lead La Lumiere to runner up finish at the Geico National Championship in 2019 as the Lakers finished 30-1 overall
- Was selected to the All-USA Today First Team as a senior
- Left McQuad Jesuit High School (Rochester, N.Y.) to compete at La Lumiere during his final season
- He averaged 18.5 points, 12.4 rebounds and 3.1 blocked shots as a freshman and twice scored 40 or more points while being named the Player of the Year in the Rochester City Athletic Conference.

STEWART'S CAREER STATS

Year	G-GS	Min-Avg	FG-FGA	Pct	3FG-FGA	Pct	FT-FTA	Pct	OR-DR	R-Avg	PF	FO	Ast	TO	Blk	Stl	Pts-Avg
2019-20	19-19	601-31.6	126-218	.578	1-9	.111	94-124	.758	58-113	171-9.0	55	4	13	40	42	8	347-18.3
TOTALS	19-19	601-31.6	126-218	.578	1-9	.111	94-124	.758	58-113	171-9.0	55	4	13	40	42	8	347-18.3

STEWART'S CAREER PAC-12 CONFERENCE STATS

Year	G-GS	Min-Avg	FG-FGA	Pct	3FG-FGA	Pct	FT-FTA	Pct	OR-DR	R-Avg	PF	FO	Ast	TO	Blk	Stl	Pts-Avg
2019-20	6-6	203-33.9	30-61	.492	1-2	.500	36-45	.800	21-35	56-9.3	17	1	4	15	21	4	97-16.2
TOTALS	6-6	203-33.9	30-61	.492	1-2	.500	36-45	.800	21-35	56-9.3	17	1	4	15	21	4	97-16.2

Redshirt Freshman | Center | 7-4 | 270
Richland, Wash. | Richland HS

<i>Miscellaneous Stats</i>	<i>19-20 Season</i>	<i>Career</i>
Double-figure scoring	0	0
Double-figure rebounding	0	0
Double-doubles	0	0
Triple-doubles	0	0
Led UW in scoring	0	0
Led UW in rebounding	0	0
20+ point games	0	0
30+ point games	0	0

	2019-20 Season High	Career High
Pts		
FG		
FG ATT.		
3FG		
3FG ATT.		
FT		
FT ATT.		
Reb		
Asst		
Blk		
Stl		
Min	1, Maine, 11/19/19	same

- Named the WIBCA Class 4A Player of the Year as a senior
- Averaged 16.6 points, 8.4 rebounds and four blocks as a senior
- Helped Richland to a fifth place finish in the state tournament
- Set the Class 4A-tourney record with 30 blocks
- Is an avid skateboarder

- Redshirted the 2018-19 season

[illegible]

*-game started
-team high

Philadelphia, Pa. | Neumann-Goretti | Kentucky

Miscellaneous Stats	19-20 Season	Career
Double-figure scoring	10	10
Double-figure rebounding	0	0
Double-doubles	0	0
Triple-doubles	0	0
Led UW in scoring	0	0
Led UW in assists	7	7
20+ point games	3	3
30+ point games	0	0

	2019-20 Season High	Career High (*-at Kentucky)
Pts	21, vs. Ball State, 12/22/19	21 (2) Last: vs. Ball State, 12/22/19
FG	7 (2) Last: vs. Ball State, 12/22/19	9, ETSU, 11/17/17*
FG ATT.	12, #9 Gonzaga, 12/8/19	14, at Tennessee, 1/6/18*
3FG	4 (2) Last: vs. Ball State, 12/22/19	4 (3) Last: vs. Ball State, 12/22/19
3FG ATT.	5 (5) Last: USC, 1/5/20	7 (2) Last: at Arkansas, 2/20/18*
FT	8, Eastern Wash., 12/4/19	same
FT ATT.	9, Eastern Wash., 12/4/10	same
Reb	6, Mt. St. Mary's, 11/12/19	6 (2) Last: Mt. St. Mary's, 11/12/19
Asst	10, San Diego, 11/24/19	same
Blk		
Stl	4, USC, 1/5/20	same
Min	38, at Hawai'i, 12/23/19	same

- Became immediately eligible due to a granted NCAA waiver on Nov. 1
- Joined the Huskies in January of 2019 and was able to compete in practices throughout the season but not travel
- Participated in the 2017 McDonalds All-American Game, the 2017 Jordan Brand Classic and was the MVP of the 2017 HoopHall Classic
- Was a part of the 2016 FIBA Americas U18 Championship team that won a gold medal in Chile

- Posted his seventh-straight double-digit scoring effort with 11 points while adding four assists against UCLA
- Repeated his 11 point and 7 assist effort against Houston in the Diamond Head Classic Championship
- Dished out 7 assists against Hawai'i while adding 11 points
- Posted his second-straight 20-point effort against Ball State on 7-of-8 shooting from the field, 4-of-5 from three and added six assists
- In a nearly perfect game against Seattle, scored 20 points on 7-of-8 shooting, tied his career high with 4-of-5 from 3-point range and went 2-of-3 from the FT line
- Came off the bench to record a UW career best 20 points and added eight assists against Eastern Washington
- Set a career high 10 assists against San Diego, which marked the most by a Husky in a game since David Crisp had 10 on Jan. 7, 2017 against Oregon State
- Recorded nine points while shooting 5-of-6 from the FT line against Montana
- Posted season-best 11 points on perfect shooting from the field as he went 5-of-5 including 1-of-1 from 3-point range against Maine, also pulled down four rebounds and picked up a career-high tying three steals
- Reached double figure scoring for the first time of the season with 10 points and added six assists against Tennessee
- Tied his career-high with six rebounds against Mount St. Mary's
- Dished out a team-best nine assists in the season-opening game against No. 16 Baylor in the Armed Forces Classic

- Elected to transfer in December of 2018 after appearing in nine games
- Left UK with 43 career games, 13 starts, 387 total points, 112 assists and 52 3-pointers
- Averaged 8.0 points in his sophomore season while shooting 44.9 percent from the floor and 42.3 percent from 3-point range
- Scored in double figures in four games of his nine games

[illegible]

- Started 13 of the 34 games in which he appeared as a freshman
- Averaged 9.3 points, 2.7 assists and 1.8 rebounds per game while leading the team in scoring three times, steals four times and assists on seven occasions
- Topped double-figure scoring 17 times, including in six of his final 11 games played
- Had three or more assists in 17 games
- Was third on the team with a 37.6 field-goal clip from beyond the arc while making 41 3-pointers, including hitting at least three in four games
- Ranked second on the team with an .808 free-throw percentage

- Considered a five-star point guard prospect by Rivals, ESPN and Scout
- Rivals ranked him No. 22 while the ESPN Top 100 had him at No. 24 for the Class of 2017
- Captured four state championships at Neumann-Goretti High School in Philadelphia including a 22-point, eight-assist and two steal performance in the championship game as a senior
- Finished his high school career with 1,853 points, which ranks second all-time in school history
- Named the 2016 and 2017 Pennsylvania Class 3A Player of the Year
- Averaged 20.8 points and 8.0 assists in leading Neumann-Goretti High School in his senior season

GREEN'S UW CAREER STATS																	
Year	G-GS	Min-Avg	FG-FGA	Pct	3FG-FGA	Pct	FT-FTA	Pct	OR-DR	R-Avg	PF	F0	Ast	T0	Blk	Stl	Pts-Avg
2019-20	15-14	457-30.5	56-109	.514	21-47	.447	41-49	.837	10-29	39-2.6	22	1	79	35	0	16	174-11.6
TOTALS	15-14	457-30.5	56-109	.514	21-47	.447	41-49	.837	10-29	39-2.6	22	1	79	35	0	16	174-11.6

GREEN'S CAREER PAC-12 CONFERENCE STATS																	
Year	G-GS	Min-Avg	FG-FGA	Pct	3FG-FGA	Pct	FT-FTA	Pct	OR-DR	R-Avg	PF	FO	Ast	TO	Blk	Stl	Pts-Avg
2019-20	2-2	65-32.3	9-18	.500	3-8	.375	4-4	1.000	0-3	3-1.5	2	0	9	7	0	4	25-12.5
TOTALS	2-2	65-32.3	9-18	.500	3-8	.375	4-4	1.000	0-3	3-1.5	2	0	9	7	0	4	25-12.5

2019-20 TV/RADIO ROSTER



0 **Jaden McDaniels**
6-9 • 200 • Fr. • F
Federal Way, Wash.



1 **Nate Roberts**
6-10 • 245 • R Fr. • F
Washington, D.C.




5 **Jamal Bey**
6-6 • 210 • So. • G
Las Vegas, Nev.



10 **Elijah Hardy**
6-2 • 170 • So. • G
Oakland, Calif.




11 **Nahziah Carter**
6-6 • 205 • Jr. • G
Rochester, N.Y.



12 **Jason Crandall**
6-0 • 155 • Sr. • G
Issaquah, Wash.




13 **Hameir Wright**
6-9 • 220 • Jr. • F
Albany, N.Y.



14 **Sam Timmins**
6-11 • 265 • Sr. • F
Dunedin, New Zealand




15 **Marcus Tsohonis**
6-3 • 185 • Fr. • G
Portland, Ore.




20 **Quin Barnard**
6-0 • 175 • Sr. • G
Bellevue, Wash.




21 **RaeQuan Battle**
6-5 • 185 • Fr. • G
Tulalip, Wash.



23 **Bryan Penn-Johnson**
7-0 • 245 • So. • C
Long Beach, Calif.



24 **Jonah Geron**
6-5 • 175 • R Fr. • G
Fresno, Calif.




30 **Travis Rice**
6-2 • 185 • Sr. • G
Las Vegas, Nev.



32 **Noah Neubauer**
6-2 • 175 • R Fr. • G
Seattle, Wash.



33 **Isaiah Stewart**
6-9 • 250 • Fr. • F
Rochester, N.Y.



34 **Reagan Lundeen**
6-6 • 230 • So. • F
Santa Ana, Calif.



35 **J'Raan Brooks**
6-9 • 220 • So. • F
Seattle, Wash.



52 **Riley Sorn**
7-4 • 270 • R Fr. • C
Richland, Wash.



55 **Quade Green**
6-0 • 170 • So. • G
Philadelphia, Pa.

PRONUNCIATION GUIDE

Jamal Bey..... Jamal BAY
J'Raan Brooks..... juh-RAWN
Nahziah Carternuh-ZAY-uh
Quade GreenKWAH-day
Marcus Tsohonis..... suh-HONE-iss
Hameir Wright HUM-ear
Kreigh Warkentien CRAY WAR-ken-TEEN



Mike Hopkins
Head Coach
(3rd year)



Dave Rice
Assistant Coach
(3rd year)



Will Conroy
Assistant Coach
(5th year)



Cameron Dollar
Assistant Coach
(3rd year)



Jerry Hobbie
Special Assistant to the
Head Coach
(3rd year)