

Demon Deacons

BASEBALL

2026 SCHEDULE & RESULTS

GAMES 47-49

DAVID F. COUCH BALLPARK

WINSTON-SALEM, N.C.

2026 RECORD

FEBRUARY (10-1)

13	vs. HOUSTON [@]	L, 8-2
14	vs. WASHINGTON [@]	W, 5-0
15	vs. INDIANA STATE [@]	W, 10-1
17	HIGH POINT	W, 7-6
20	SIENA	W, 11-7
21	SIENA	W, 8-1
22	SIENA	W, 15-1 (7)
24	AT UNCG	W, 5-1
27	LMU	W, 12-2 (8)
27	DAVIDSON	W, 7-1
28	LMU	W, 15-4 (7)

MARCH (10-8)

1	DAVIDSON	W, 16-6 (7)
4	AT APP STATE	W, 9-8
6	STANFORD [*]	W, 7-4
7	STANFORD [*]	W, 12-9
7	STANFORD [*]	W, 14-10
10	AT No. 16 COASTAL	L, 10-4
13	No. 20 FLORIDA STATE [*]	L, 10-0 (7)
14	No. 20 FLORIDA STATE [*]	L, 2-0
15	No. 20 FLORIDA STATE [*]	L, 12-6
17	LIBERTY	W, 11-0 (7)
20	AT No. 9 VIRGINIA [*]	L, 10-6
21	AT No. 9 VIRGINIA [*]	W, 13-4
22	AT No. 9 VIRGINIA [*]	L, 14-4 (8)
24	ELON	W, 11-1 (7)
27	CAL [*]	W, 9-5
28	CAL [*]	W, 4-1
29	CAL [*]	L, 5-3
31	AT HIGH POINT	L, 1-0

APRIL (9-8)

1	vs. CLEMSON ^{&}	W, 15-4 (7)
3	AT PITT [*]	W, 8-2
4	AT PITT [*]	W, 22-8 (7)
5	AT PITT [*]	L, 4-3
7	vs. No. 11 COASTAL ⁺	L, 2-1
10	AT MIAMI ⁺	L, 3-1
11	AT MIAMI ⁺	W, 3-1
12	AT MIAMI ⁺	L, 8-0
14	No. 7 COASTAL	W, 10-5
17	NC STATE [*]	W, 22-1 (7)
18	NC STATE [*]	W, 18-7 (7)
19	NC STATE [*]	L, 6-5
21	UNCG	L, 14-3 (7)
24	AT No. 3 GEORGIA TECH ⁺	L, 6-5
25	AT No. 3 GEORGIA TECH ⁺	L, 14-11
26	AT No. 3 GEORGIA TECH ⁺	L, 6-5
28	vs. APP STATE [§]	W, 3-2
30	LOUISVILLE [*]	7 P.M.

MAY (0-0)

1	LOUISVILLE [*]	6 P.M.
2	LOUISVILLE [*]	12 P.M.
8	WESTERN CAROLINA	6 P.M.
9	WESTERN CAROLINA	6 P.M.
10	WESTERN CAROLINA	1 P.M.
12	AT LIBERTY	6 P.M.
14	AT DUKE [*]	6 P.M.
15	AT DUKE [*]	6 P.M.
16	AT DUKE [*]	2 P.M.

Home Games at David F. Couch Ballpark in **BOLD**

* - ACC game
 @ - Ponce, PR
 & - Charlotte, N.C.
 + - Durham, N.C.
 § - Shelby, N.C.

All times listed are eastern



WAKE FOREST DEMON DEACONS

29-17 | 11-13 ACC

Head Coach: Tom Walter
Record at Wake Forest: 56-403-1 (.566) / 17th year
Career Record: 954-734-1 (.565) / 30th year
Last Game: W, 3-2 vs. App State (Apr. 28, 2026)



LOUISVILLE CARDINALS

26-19 | 10-11 ACC

Head Coach: Dan McDonnell
Record at Louisville: 819-378-1 (.684) / 20th year
Career Record: 819-378-1 (.684) / 20th year
Last Game: L, 10-6 vs. Indiana (Apr. 28, 2026)

TOP OF THE 1ST

FIRST PITCH

- Having met for a three-game series every year since Louisville joined the ACC in 2015, Wake Forest and the Cardinals face off once again starting on Thursday night.
- The Deacs trail the all-time series 12-22-1, with Wake Forest taking each of the last three series against the Cards dating back to 2023.
- Wake Forest took two of three against Louisville a season ago, scoring nine runs in the ninth in the opening game.

LAST TIME OUT

- Wake Forest completed the season sweep of App State with a gritty 3-2 victory on Tuesday at Keeter Stadium.
- Sophomore starting pitcher Duncan Marsten delivered his second quality start of the season, tossing 6.0 innings of efficient, two-hit, two-run ball with five punchouts.
- Freshman Andrew Costello launched the first home run of his career with the home run marking the team's 34th in the last nine games.

WAKE FOREST PROBABLE STARTERS

Pos.	No.	Name	AVG	AB	R	H	2B	3B	HR	RBI	OBP	SLG	SB-ATT	BB
C	8	M. Conte	.268	168	28	45	6	2	9	38	.382	.488	1-2	29
1B	6	K. Lewis	.376	178	48	67	10	1	12	49	.457	.646	6-6	27
2B	7	B. Schaaf	.311	122	35	38	9	2	4	24	.434	.516	7-8	24
SS	3	J. Stein	.270	141	27	38	8	0	5	34	.383	.433	9-10	21
3B	11	D. Wentz	.297	175	50	52	13	1	12	36	.423	.589	2-3	37
LF	25	B. Torres	.276	76	14	21	4	0	2	8	.378	.408	4-4	10
CF	14	J. Williams	.326	178	54	58	10	0	9	34	.453	.534	27-30	34
RF	11	L. Costello	.321	134	40	43	8	0	15	53	.456	.716	2-4	22
DH	21	J. Miller	.341	91	21	31	7	1	2	22	.408	.505	1-1	9
SP	16	E. Jones	2-1 / 3.14 ERA / 28.2 IP / 16 H / 11 R / 10 ER / 15 BB / 38 K											
SP	18	C. Levonas	8-2 / 2.45 ERA / 56.0 IP / 35 H / 20 R / 18 ER / 24 BB / 89 K											
SP	13	C. Bagwell	2-1 / 4.13 ERA / 52.1 IP / 51 H / 31 R / 24 ER / 15 BB / 46 K											

OVERALL: 29-17
ACC: 11-13
HOME: 19-5
ROAD: 6-10
NEUTRAL: 4-2
RANKED TEAMS: 2-10

GAME INFO

Date: 4/30/26-5/2/26
Game Times: 7 p.m. / 6 p.m. / 1 p.m.
Location: Winston-Salem, N.C.
Venue: David F. Couch Ballpark
Capacity: 3,559
Surface: FieldTurf
TV: ACC Network / ACCNX

Louisville Series History

Overall: 12-22-1
Walter vs. UL: 12-22-1
Last Meeting: 5/17/25
Result: L, 14-9

QUICK FACTS

GENERAL INFORMATION

Name of School	Wake Forest University
City / Zip	Winston-Salem, N.C. / 27109
Founded	1834
Enrollment	5,490 (Undergraduate)
Nickname	Demon Deacons
School Colors	Old Gold & Black
Home Facility	David F. Couch Ballpark (3,559)
Surface	FieldTurf
Dimensions	LF-310, LC-370, CF-400, RC-367, RF-300
Affiliation	NCAA Division I
Conference	Atlantic Coast Conference
President	Dr. Susan R. Wente
Athletic Director & Vice President	John Currie
Athletic Department Phone	(336) 758-5616
Ticket Office Phone	(336) 758-3322

PROGRAM HISTORY

First Year of Baseball	1890
All-Time Head Coaches	30
Overall All-Time Record	2,426-1,810-30 (.569)
All-Time ACC Record	674-806-5 (.454)
ACC Championships	8
(1955, 1962, 1963, 1977, 1998, 1999, 2001, 2023)	
CWS Appearances	3 (1949, 1955, 2023)
NCAA Championships	1 (1955)
NCAA Tournament Appearances	18
(1949, 1950, 1955, 1961, 1962, 1977, 1998, 1999, 2000, 2001, 2002, 2007, 2016, 2017, 2022, 2023, 2024, 2025)	
All-Americans	62
Winning Seasons	78 (last 2025)
30+ Win Seasons	28 (last 2025)
40+ Win Seasons	8 (last 2023)

COACHING STAFF

Head Coach	Tom Walter (Georgetown, '91)
Record at WFU	526-403-1 (.566)
ACC Record	221-255-1 (.463)
Career Record	954-734-1 (.565) (30th year)
Associate Head Coach/Hitting	Bill Cilento
Assistant Coach/Pitching	Eric Niesen
Assistant Coach	Matt Morales

TEAM INFO

2026 Overall Record	29-17
Home	19-5
Away	6-10
Neutral	4-2
2026 ACC Record	11-13
Home	7-5
Away	4-8
Letterman Returning	20
Starters Returning	6
Starting Pitchers Returning	3
Newcomers	16

ATHLETIC COMMUNICATIONS

Baseball Contact	Grant Keith
Email Address:	keithg@wfu.edu
Cell Phone:	(334) 275-6782
Website:	godeacs.com

2026 ROSTER

No.	Name	Pos.	B/T	Ht.	Wt.	Yr.	Hometown (Last School)
0	Cuylar Baxter	INF	S/R	6-0	185	So	Greensboro, NC (Greensboro Day School)
1	Dalton Wentz	INF	S/R	6-2	215	So	Madison Heights, VA, (Amherst County HS)
2	Will Ray	RHP	L/R	6-2	215	Gr	Mars, PA (Pittsburgh Central Catholic)
3	JD Stein	INF	R/R	5-8	180	Fr	Carmel, IN (Carmel HS)
4	Blake Morningstar	RHP	R/R	6-4	230	Jr	Wyalusing, PA (Wyalusing Valley HS)
5	Marcelo Harsch	RHP	R/R	6-5	185	Fr	Montclair, NJ (Seton Hall Prep)
6	Kade Lewis	INF	L/R	6-2	220	Jr	Sartell, MN (Butler)
7	Blake Schaaf	INF	L/R	5-11	190	Jr	Oakland, CA (Georgetown)
8	Matt Conte	C	R/R	6-2	210	So	Andover, MA (Dexter Southfield)
9	Austin Hawke	INF	R/R	5-10	180	Sr	Oak Island, NC (North Carolina)
10	Matthew Dallas	LHP	L/L	6-5	200	Jr	Memphis, TN (Tennessee)
11	Luke Costello	INF	R/R	6-2	215	So	Erie, PA (Erie Cathedral Prep)
12	Tyler Figueroa	INF/OF	R/R	5-9	175	Jr	Colonie, NY (App State)
13	Cameron Bagwell	RHP	R/R	6-5	210	So	Pineville, NC (UNC Wilmington)
14	Javar Williams	OF	L/R	6-2	195	Jr	Dartmouth, MA (Tabor Academy)
15	Nate Whysong	RHP	R/R	6-2	205	So	Pavia, PA (Chestnut Ridge HS)
16	Evan Jones	RHP	R/R	6-3	210	Fr	Audubon, PA (Methacton HS)
17	Zach Johnston	LHP	L/L	6-5	200	Sr	North Yarmouth, ME (Greely HS)
18	Chris Levonas	RHP	R/R	6-1	175	So	Holmdel, NJ (Christian Brothers Academy)
19	Troy Dressler	RHP	R/R	6-3	215	So	Mifflinburg, PA (Mifflinburg HS)
21	Jackson Miller	OF	R/R	6-0	195	So	Palm Beach, FL (Ole Miss)
22	Jackson Roper	INF	R/R	5-10	180	Fr	Jacksonville, FL (A3 Academy)
23	Ryan Brennecke	LHP	L/L	6-1	215	Fr	Oconomowoc, WI (Oconomowoc HS)
24	Grant Nicholson	RHP	R/R	6-5	195	Fr	Charlotte, NC (Charlotte Christian)
25	Boston Torres	OF	L/L	5-9	195	Jr	Lynchburg, VA (VMI)
26	Andrew Costello	C	R/R	5-11	190	Fr	Erie, PA (Erie Cathedral Prep)
27	Luke Schmolke	RHP	R/R	5-11	190	Sr	Mooreville, NC (Georgia Tech)
28	Rhys Bowie	RHP	L/L	6-0	190	So	Haworth, NJ (Dwight-Englewood HS)
29	Tyler Wood	RHP	R/R	6-3	200	Fr	Lee's Summit, MO (Lee's Summit West)
30	Duncan Marsten	RHP	R/R	6-3	220	So	Lake Balboa, CA (Harvard-Westlake HS)
33	Nick Rubino	INF	R/R	6-2	200	So	Miami, FL (Chate Rosemary Hall)
34	Jimmy Keenan	C	R/R	6-2	220	Sr	White Plains, NY (St. John's)
35	Luke Billings	RHP	R/R	6-3	205	So	Robbinsville, NJ (Robbinsville HS)
40	Jordan Serrano	OF	R/R	6-1	190	Fr	Somerdale, NJ (The Stony Brook School)
51	Ryan Preisano	INF	R/R	6-4	215	Jr	Wilton, CT (Fairfield Prep)
99	Ryan Bosch	LHP	L/L	6-8	250	Fr	Muskegon, MI (Fruitport HS)

PRONUNCIATIONS

Cuylar BaxterKyler
Ryan BrenneckeBren-neck-E
Rhys BowieReese
Chris LevonasLuh-vone-us
Ryan PreisanoPrezz-ah-no
Javar WilliamsJuh-var

Bill Cilentosill-EN-toe
Eric NiesenKnee-sin

COACHING STAFF AND SUPPORT STAFF

32	Tom Walter	Head Coach	17th	Georgetown, 1991
37	Bill Cilento	Associate Head Coach/Hitting	17th	Siena, 2003
20	Eric Niesen	Assistant Coach/Pitching	1st	Wake Forest, 2017
42	Matt Morales	Assistant Coach	1st	Florida State, 2020
	Ryan Hendricks	Director of Operations	1st	
	Dan Valerio	Director of Recruiting	1st	
	Ezra Bye	Pitching Lab Coordinator	1st	
	Jeff Strahm	Athletic Trainer	28th	
	Mark Seaver	Strength and Conditioning	21th	
	Tony Joyce	Equipment	8th	
	Grant Keith	Communications	3rd	
	Christia Fisher	Academic Counselor	16th	
	Dr. Brian Waterman	Physician	9th	
	Dr. Kristen Nicholson	Biomechanist	8th	

WIN-LOSS SUMMARY

	2026	UNDER WALTER
Overall	29-17	526-403-1
ACC	11-13	221-255-1
Non-Conf	18-4	305-148
Home	19-5	334-160-1
Away	6-10	154-215
Neutral	4-2	38-28
Day	16-11	311-232-1
Night	13-6	215-171
vs. Left	7-5	152-143-1
vs. Right	22-12	374-260
1-run games	3-6	90-103
2-run games	1-3	65-57
5+ run games	18-6	248-149
Extra innings	0-1	47-28-1
Shutouts	2-4	50-38
Scoring 0-2 runs	0-7	14-150
Scoring 3-5 runs	5-7	103-150-1
Scoring 6-9 runs	7-2	192-87
Scoring 10+ runs	17-1	217-16
Opponent 0-2 runs	14-3	201-17
Opponent 3-5 runs	7-3	208-97-1
Opponent 6-9 runs	7-5	102-161
Opponent 10+ runs	1-6	15-128
Scored in 1st inning	16-5	246-105
Opp. scores in 1st inning	10-6	145-169
Scores first	19-5	339-133-1
Opp. scores first	10-12	187-270
After 6 leading	26-3	432-54
After 6 trailing	1-12	49-303-1
After 6 tied	2-2	44-45
After 7 leading	16-2	429-33
After 7 trailing	1-13	28-323
After 7 tied	2-1	37-42-1
After 8 leading	17-1	439-22
After 8 trailing	0-13	13-336-1
After 8 tied	1-1	34-37
Hit 0 home runs	8-9	119-222
Hit 1 home run	6-3	149-106
Hit 2+ home runs	15-5	258-75-1
Opponent 0 home runs	13-5	279-135
Opponent 1 home run	5-6	157-133-1
Opponent 2+ HRs	11-6	90-135
Made 0 errors	14-5	230-84
Made 1 error	7-7	165-142
Made 2+ errors	8-5	131-177-1
Opp. made 0 errors	10-8	180-165
Opp. made 1 error	12-7	190-152-1
Opp. made 2+ errors	7-2	156-86
Out-hit opponent	27-4	411-86-1
Out-hit by opponent	2-12	78-284
Hits are tied	0-1	37-33
In February	10-1	101-53
In March	10-8	173-127
In April	9-8	138-133
In May	-	95-79-1
In June	-	15-10
On Mondays	-	6-7
On Tuesdays	7-3	114-41
On Wednesdays	2-0	36-40
On Thursdays	-	17-8
On Fridays	6-5	109-104
On Saturdays	11-2	137-115
On Sundays	3-7	103-88-1
Longest Winning Streak	W15	15
Longest Losing Streak	L4	10
Last 5 Games	2-3	2-3
Last 10 Games	5-5	5-5

NOTING THE DEACS

ACCOMPLISHING GREATNESS

- Since 2022, Wake Forest is one of two programs with over 200 wins, sitting with the second-most in the Atlantic Coast Conference.
- | Rank | School | Wins |
|------|--------------------|------------|
| 1. | North Carolina | 208 |
| 2. | Wake Forest | 201 |
| 3. | Virginia | 197 |
| 4. | Clemson | 194 |
| 5. | Florida State | 177 |
- Additionally, Wake Forest is one of two programs to win at least 15 conference games in each of the last four seasons, joined by only Virginia.
 - Wake Forest has totaled eight 40-win seasons in program history, with three coming under head coach Tom Walter, including two of the last four years.

WINNING WITH WALT

- Head coach Tom Walter picked up his 950th career win in the Deacs 10-5 victory against No. 7 Coastal.
- Currently in his 17th season with the Deacs, Walter has recorded the second-most wins in program history (526), trailing only Wake Forest Hall of Famer George Greer (636).
- Walter ranks second among active head coaches in the ACC, joining Avent as one of just two over the 900 mark.

Rank	Coach/School	Wins
1.	Avent (NC State)	1,323
2.	Walter (WF)	954
3.	Pollard (UVA)	836
5.	Esquer (Stanford)	822
4.	McDonnell (UL)	819

BY THE NUMBERS

- Wake Forest has a +146 run differential in 46 games.
- The Deacs have outscored their opponents 147-72 between the first through third innings.
- Wake Forest scored 10 runs in the sixth inning against NC State - its largest run total in a single inning.
- The Deacs are 21-8 when hitting a home run and 15-5 when hitting multiple homers.
- Wake has won 14 of 19 games in which it has not committed an error, while going 15-12 when committing at least one error.
- When holding opponents to five or fewer runs, the Demon Deacons are 21-6. On the flip side, Wake has a record of 5-14 when scoring five or fewer runs in a game and is 24-3 when scoring at least six runs.
- 18 of Wake's 28 wins have been by five runs or more.

DOMINANT AT THE COUCH

- With a clear home-field advantage, Wake has gone 128-30-1 since 2022 at The Couch with at least 20 wins at home in each of the last four seasons, including a stellar 34-3 mark on its way to a program-record 54 wins in 2023, 25-7 in 2024, and finished 24-8 in 2025.
- Over the past five seasons, the Demon Deacons have outscored their opponents by over 825 runs at The Couch, with a 1,503-669 margin in 158 contests.
- The Deacs saw a 69-game non-conference home win streak come to an end in early 2025, but are 85-2 in such games since 2022.
- With six home games left, Wake is 19-5 at The Couch, including a pair of run-rule wins against NC State and have scored seven runs or more in 18 of 24 games.

STRIKE EARLY. STRIKE OFTEN

- One of the keys to the Deacs' success over the last five years has been scoring first, as Wake Forest has gone 130-40-1 in games in which they got on the board first since the 2022 season.
- Under Tom Walter, Wake is 339-133-1 when scoring first, including a 19-5 mark during the 2026 campaign.

WALK IT OUT

- Since the beginning of the 2022 season, the Demon Deacons are the best team in the country in drawing walks with 1,823 during the timespan.
- Wake Forest led the country in 2023 with 424, ranked sixth in 2024 with 378, and were second a season ago with 390 free passes.
- Wake currently ranks tied for fifth in the country with 267 walks through 46 games, including double-digit free passes on four occasions so far this season.
- Wake Forest enters the series with Louisville as one of just 10 programs over the 260 mark in walks to this point of the 2026 campaign.

OUTGUN THE OPPOSITION

- Since 2022, Wake Forest's starting pitchers have outlasted or matched their counterparts in 207 of 294 games (70.4%).
- During that time frame, the Deacs are 168-38-1 (.812), going 34-9-1 in 2022, 48-4 in 2023, 32-8 in 2024, 28-10 in 2025 and 26-7 during the 2026 campaign.
- On the flip side, Wake is 33-54 (.379) in the 87 games where opposing pitchers have had a longer outing.

TAKE A SEAT

- Since the start of the 2023 season, Wake Forest has 2,632 strikeouts, good for 363 more than any other ACC competitor. Nationally, the Demon Deacons rank third over this time span, trailing only LSU and Tennessee.
- Wake Forest has posted 56 strikeouts over the last five games and have 10 or more strikeouts in 29 of 46 games so far this season.
- Entering the series with Louisville, the Wake pitching staff ranks second in the country in strikeouts with 522 punchouts over 381.0 innings pitched.
- Through 46 games, 48.3 percent of the Demon Deacons' outs recorded have come via the strikeout.
- Wake ranks second in the country in strikeouts-per-nine, sitting at 12.3 through 46 games while the nearest ACC competitor in Florida State sits at 11.4.

BOMBS AWAY

- Over the last five seasons, Wake Forest has totaled 557 home runs which leads the ACC and also ranks third nationally during that time.

Rank	School	Home Runs
1.	Tennessee	681
2.	Georgia	601
3.	Wake Forest	557
4.	Florida	554
5.	LSU	550

- The Deacs are one of just three teams nationally to have 100 or more home runs in each of the last four seasons.
- Wake Forest has left the yard at a staggering rate with 34 home runs over the last nine games, including slugging 23 in a five-game span from April 14 to April 21, the most in a five-game span since at least 1999.
- During the last nine games, 11 different hitters have left the park, including nine with multiple home runs and four with at least four homers.
- Junior Kade Lewis has left the yard seven time over the last nine games to pace Wake Forest, followed closely by catcher Matt Conte with five, while Luke Costello and Blake Schaaf each have four bombs.

ONE HIT WONDERS

- The Wake Forest pitching staff has allowed just one hit on three different occasions so far this season, doing so against Liberty (3/17), Elon (3/24) and UNCG (4/21).
- The three one-hit efforts mark the most in a single season since the turn of the century.
- Additionally, the Demon Deacon arms have held opponents to four or less hits on 10 different occasions.

LEVitating

- Right-hander Chris Levonas has anchored the Wake Forest pitching staff, leading the team in wins (8), innings pitched (56.0) and strikeouts (89) while consistently missing bats (.174 BAA).
- The sophomore has worked deep into games, as Levonas has worked at least 5.0 innings in eight of the last 10 starts.
- Levonas has allowed three runs or fewer in 10 of his 11 starts so far this year, including six starts allowing one run or less.
- The Holmdel, N.J. native has been lethal against right-handed batters, holding them to just 18-for-134 (.134) at the plate so far this season.

KEEPING UP WITH THE JONESES

- Freshman Evan Jones has become a staple in the Wake Forest bullpen with a team-leading 17 appearances and will make his first career start on Thursday night.
- The Audubon, Pa. native, has finished a team-high nine games out of the bullpen this season, providing a reliable late-inning option for the Demon Deacons.
- Jones is second on the team with a pair of saves, earning the first of his career at App State, before picking up his second in the Demon Deacons' very next game against Stanford.
- The righty has been nearly untouchable against like-handed hitters, holding right-handed hitters to just 8-for-66 (.121) against him.

DYNAMIC DUO

- The middle infield duo of JD Stein and Blake Schaaf has stepped up offensively since the opening game of the series against Miami on April 10, combining for 22 hits and seven home runs over that span.
- Individually, Schaaf has gone 15-for-38 (.395) with four home runs and 11 RBIs, while Stein is 14-for-39 (.359) at the plate with three home runs and 10 RBIs over the 12 game span.
- Stein continued his hot streak as he notched his 10th multi-hit game of the season against Georgia Tech on Saturday, finishing the series 3-for-9 at the plate.
- Meanwhile, Schaaf added two hits on Tuesday night against App State, with a pair of singles.

DRESSING UP

- After throwing just 8.0 innings as a freshman, starting pitcher Troy Dressler sits at 41.2 innings of work entering the series against Louisville Tech and is one of four Demon Deacon arms over the 40 inning mark to this point.
- Against Miami, Dressler set a new career high by going 6.0 scoreless innings, while striking out four.
- Dressler turned in one of his strongest outings of the season against California, working 5.1 innings while allowing just one run and striking out eight.
- After starting in four of his last five appearances, he returns to the bullpen this weekend, where he held FSU hitless over 4.0 innings in his next to last relief work.

HUNTING WITH HARSCH

- Freshman Marcelo Harsch has emerged for the Demon Deacons out of the bullpen, allowing an earned run or less in 10 of his last 12 appearances.
- The No. 2 prospect out of New Jersey has struck out 37 batters in just 23.1 innings of work, including at least two in 10 of his last 11 appearances.
- Harsch threw a career high 51 pitches on Sunday against NC State, keeping Wake Forest in the contest with 2.1 innings of relief work, striking out a trio of Wolfpack hitters.
- He earned his first career save against Cal, holding the Bears hitless over the final 2.2 innings with five strikeouts, including a pair to escape a jam in the seventh with a pair of runners in scoring position.

JAMMING WITH JAVAR

- Junior Javar Williams has been a catalyst at the top of the lineup, leading the team in runs scored and stolen bases while consistently getting on base and creating pressure with his speed.
- Williams ranks second in the ACC with 27 stolen bases so far this season, sitting tied for seventh in a single season at Wake Forest.
- At the plate, Williams is second on the team with 18 multi-hit games, including five games with at least three hits, and had a streak of reaching base in 22-straight games snapped last Tuesday.
- The Dartmouth, Mass., native has been one of Wake's most effective hitters during ACC play, ranking second among the team with a .323 average in league games.
- With the bases loaded, Williams is 5-for-12 (.417) with a grand slam, double and 13 RBIs.

DOUBLE DALT

- Sophomore Dalton Wentz has been a doubles machine for the Demon Deacons with 27 since arriving on campus a year ago.
- Wentz is the one of three Wake hitters in double figures in the category with 13 on the year, with Javar Williams and Kade Lewis the next closest at 10 each.
- The Freshman All-American had a stretch of six doubles in 10 games from March 22 to April 4.
- Wentz enters the series with Louisville riding a five-game hit streak, including a pair of home runs during the span.
- Additionally, Wentz has gone 18-for-37 (.486) when leading off an inning so far this year for Wake Forest.

SLUGGING WITH STELLO

- Sophomore Luke Costello ranks in the top 30 in the country with a 0.719 slugging percentage, with 23 of his 43 hits going for extra bases so far this season, including a team-leading 15 home runs.
- Costello has been one of the most clutch hitters at the plate for the Demon Deacons, driving in 21 of his 53 RBIs with two outs. The sophomore is 14-for-38 (.368) at the plate with two outs and 22-for-50 (.440) with runners in scoring position.
- Additionally, the Erie, Pa., native is 4-for-9 (.444) with the bases loaded, hammering a pair of grand slams to go along with 17 RBIs with the bases juiced.
- He holds a .325 average over the last 10 games, including a pair of doubles and four home runs.
- Costello enters the Georgia Tech series having reached base in 27-straight games and has recorded at least one hit in 16 of the last 19 games.

CONSISTENT KADE

- Junior infielder Kade Lewis has been unreal the last 10 games, going 19-for-37 (.514), with seven home runs and 21 RBIs.
- The Sartell, Minn., native now leads the squad with a .376 batting average on the year and has collected a team-high 67 hits. Lewis leads Wake Forest with 22 multi-hit games, including seven games with three hits.
- He has homered in each of the last six conference games, including a pair on Saturday at Georgia Tech and is tied with teammate Luke Costello with an ACC-leading 32 RBIs in conference play.
- Lewis was nearly unstoppable last week, going 10-for-14 (.714) with 10 RBIs and six runs scored across the four games en route to National and ACC Player of the Week honors a week ago.
- He saved his best for conference play, erupting against the Wolfpack by finishing 8-for-10 with nine RBIs, five runs scored and three home runs in the three-game set. Lewis homered in each game of the series, matching his longest home run streak of the season, and capped the weekend with a season-high four RBIs on Sunday.

2026 HONORS & AWARDS

KADE LEWIS • INF • JR

- Golden Spikes Preseason Watchlist
- D1 Baseball Second Team Preseason All-American
- NCBWA Second Team Preseason All-American
- Perfect Game Third Team Preseason All-American
- Perfect Game Preseason All-ACC
- ACC Player of the Week (Apr. 21)
- Golden Spikes x D1 Baseball Player of the Week (Apr. 21)
- Baseball America Week 10 College Team of the Week

BLAKE MORNINGSTAR • RHP • JR

- Golden Spikes Preseason Watchlist
- NCBWA Third Team Preseason All-American
- D1 Baseball Third Team Preseason All-American
- ACC Pitcher of the Week (Mar. 9)

CHRIS LEVONAS • RHP • SO

- Baseball America's Week 3 National Team of the Week
- Golden Spikes Midseason Watchlist
- College Baseball HOF National Pitcher of the Year Semifinalist

TEAM STAT RANKINGS

Category	#	ACC	National
K/9	12.3	1	2
BB	267	3	5
HR	76	4	18
H/9	7.91	4	22
Runs	372	6	22
Slug	.513	4	24
K/BB	2.56	4	25
OBP	0.415	4	30
Scoring	8.1	6	37
Hits	446	5	42


IND. STAT RANKINGS

Player	Category	#	ACC	National
Levonas	Wins	8	2	5
Levonas	K/9	14.30	1	7
Levonas	H/9	5.63	2	9
Levonas	K	89	1	10
Williams	SB	27	2	21
Lewis	H	67	3	22
Williams	R	54	6	23
L. Costello	Slug	0.716	4	30
L. Costello	RBI	53	7	33
Marsten	H/9	6.26	5	34
L. Costello	HR	15	4	38
Levonas	WHIP	1.05	5	39
Lewis	TB	115	4	48
Wentz	BB	37	8	48
Wentz	R	50	10	49

DEACS IN THE POLLS

Category	D1	BA	USA	NCBWA	PG
Preseason	21	-	25	25	-
Week 1	22	-	N/A	-	-
Week 2	16	-	20	22	-
Week 3	15	-	16	17	23
Week 4	12	18	12	15	16
Week 5	24	-	25	24	23
Week 6	-	-	-	-	-
Week 7	-	-	-	-	-
Week 8	-	-	-	-	-
Week 9	-	-	-	-	-
Week 10	-	-	-	-	-
Week 11	-	-	-	-	-

POTENTIAL STARTERS



INDIVIDUAL & TEAM GAME HIGHS

CATEGORY	NAME	NO.
At-bats	Two times	6
Runs	Seven times	4
Hits	Two times	4
RBI	Schaaf, NC State (4/17)	7
2Bs	Six times	2
3Bs	Eight times	1
HRs	Eight times	2
TBs	Two times	10
BBs	Seven times	3
SBs	Williams, HPU (2/17)	3
HBP	Four times	2

IP	Two times	7.0
Runs Allowed	Morningstar, FSU (3/13)	9
Earned Runs	Morningstar, FSU (3/13)	8
BBs	Levonas, NC State (4/17)	5
Ks	Levonas, LMU (2/28)	14
Hits Allowed	Morningstar, FSU (3/13)	9
2Bs Allowed	Two times	3
3Bs Allowed	Six times	1
HRs Allowed	Morningstar, FSU (3/13)	5
WP	Two times	3
HBP	Seven times	2

PO	Keenan, vs. Washington (2/14)	21
A	Two times	6
E	Two times	2
PB	Conte, vs. Clemson (4/1)	2

CATEGORY	NO.	DATE
At-bats	43, at UVA	3/21/26
Runs	Two times	4/17/26
Hits	17, at Pitt	4/4/26
RBI	21, NC State	4/17/26
2Bs	8, at Pitt	4/4/26
3Bs	3, vs. Clemson	4/1/26
HRs	6, NC State	4/17/26
TBs	Two times	4/17/26
BBs	15, Siena	2/22/26
SBs	5, vs. ISU	2/15/26
HBP	6, LMU	2/27/26

IP	10, NC State	4/19/26
Runs Allowed	14, Two times	4/25/26
Earned Runs	14, Two times	4/25/26
BBs	12, at UVA	3/22/26
Ks	20, Washington	2/14/26
Hits Allowed	18, at GT	4/25/26
2Bs Allowed	5, at GT	4/25/26
3Bs Allowed	2, at App State	3/4/26
HRs Allowed	5, 2x, last - FSU	3/13/26
WP	4, NC State	4/19/26
HBP	4, vs. ISU	2/15/26

PO	30, NC State	4/19/26
A	15, NC State	4/19/26
E	4, at App State	3/4/26
PB	2, Clemson	4/1/26

TEAM COMPARISON

WF	4.82	381.0	335	226	204	68	7	59	294	522	.232	.970	45
	ERA	IP	H	R	ER	2B	3B	HR	BB	SO	BAA	FLD	E
L	6.53	372.0	422	287	270	76	2	56	240	383	.287	.975	39

WF	.295	1512	372	446	85	8	76	346	.415	.513	267	368	60-69
	AVG	AB	R	H	2B	3B	HR	RBI	OBP	SLG	BB	SO	SB
L	.316	1492	379	471	83	11	68	348	.427	.523	240	314	105-124

THURSDAY STARTER

16 | RHP

EVAN JONES

SI | FT | SL | CH

Fr. | 6'3" | 210 | R/R

Audubon, PA

Methacton HS



JONES' 2026 STATS

W-L | ERA. | G/GS |

2-1 | 3.13 | 17/0 |

IP | K | BB | B/AVG |

28.2 | 38 | 15 | .160

JONES' WAKE FOREST NOTES

As a freshman (2026):

- Matched his career high with 3.0 innings pitched, not allowing an earned run at Georgia Tech
- Threw 1.2 hitless innings against Coastal with four strikeouts
- Did not allow a hit in three-straight appearances against Coastal, Pitt and High Point over 6.0 innings pitched
- Earned his first win in ACC play with 3.0 scoreless innings of relief
- Picked up his first career save at App State and followed with his second save in his next appearance against Stanford
- Registered his first career win against High Point, striking out three of the five batters he faced

JONES' HIGH SCHOOL NOTES

- Ranked as the sixth-overall prospect and the second-best pitching prospect from Pennsylvania by Perfect Game
- Helped lead the Warriors to a 16-8 record as a senior
- Threw a perfect game while striking out 12 batters against Perkiomen Valley during his senior season
- Claimed a conference title during his junior season

JONES' 2026 GAME-BY-GAME PITCHING STATS

DATE	OPP	GS	IP	H	R	ER	BB	SO	2B	3B	HR	WP	BK	HBP	W/L	SV	ERA
2/14	Washington	0.1	0	0	0	0	0	1	0	0	0	0	0	0	-	-	0.00
2/17	High Point	1.2	1	0	0	0	3	0	0	0	0	0	0	0	W	-	0.00
2/22	Siena	0.1	0	0	0	0	1	0	0	0	0	0	0	0	-	-	0.00
2/24	at UNCG	1.0	0	0	0	0	2	0	0	0	0	0	0	0	-	-	0.00
3/1	Davidson	1.0	0	0	0	0	2	0	0	0	0	0	0	0	-	-	0.00
3/4	at App State	1.0	0	0	0	1	2	0	0	0	0	0	0	1	-	1	0.00
3/7	Stanford	0.1	0	0	0	0	0	0	0	0	0	0	0	0	-	-	1.00
3/7	Stanford	1.0	1	1	1	0	3	0	0	1	0	0	0	0	-	-	9.00
3/14	Florida State	2.1	1	1	1	1	5	0	0	0	0	0	1	-	-	-	3.86
3/22	at Virginia	2.1	5	5	5	3	1	0	1	1	0	1	0	L	-	-	19.3
3/28	Cal	3.0	2	0	0	0	1	0	0	0	0	0	0	0	W	-	0.00
3/31	at High Point	1.2	0	0	0	1	1	0	0	0	0	0	0	0	-	-	0.00
4/3	at Pitt	2.2	0	0	0	1	2	0	0	0	0	0	0	1	-	-	0.00
4/7	Coastal	1.2	0	0	0	1	4	0	0	0	0	0	0	1	-	-	0.00
4/11	at Miami	2.2	1	1	1	3	4	0	0	0	0	0	0	0	-	-	3.37
4/18	NC State	2.2	3	2	2	3	3	2	0	0	0	1	0	-	-	-	6.75
4/24	at GT	3.0	2	1	0	1	3	1	0	0	2	0	0	-	-	-	0.00
TOTALS		28.2	16	11	10	15	38	3	1	2	2	2	4	2-1	2	3	3.14

JONES' 2026 SEASON HIGHS

CATEGORY	HIGHS	OPPONENT	DATE
IP	3.0	2x, last - at Georgia Tech	4/24/26
H	0	at Pitt	4/3/26
R	0	2x, last - at Pitt	4/3/26
ER	0	3x, last - at Georgia Tech	4/24/26
BB	0	Cal	3/28/26
K	5	Florida State	3/14/26

JONES' CAREER HIGHS

CATEGORY	HIGHS	OPPONENT	DATE
IP	3.0	2x, last - at Georgia Tech	4/24/26
H	0	at Pitt	4/3/26
R	0	2x, last - at Pitt	4/3/26
ER	0	3x, last - at Georgia Tech	4/24/26
BB	0	Cal	3/28/26
K	5	Florida State	3/14/26

JONES' LAST

Last Win	Cal, 3/28/26
Last Loss	at Virginia, 3/22/26
Last Save	Stanford, 3/7/26
Last App.	at Georgia Tech, 4/24/26
Last Start	-
Last Relief	at Georgia Tech, 4/24/26

JONES' START STATS

CATEGORY	2026	CAREER
Pitched 5.0+	-	-
Struckout 5+	-	-
Struckout 10+	-	-
No Walks	-	-
Allowed 2 or Fewer Earned Runs	-	-
Allowed 3 Hits or Fewer	-	-

2 IP Minimum on Season Stats, Career Highs & Start Stats

CAREER STATS

PITCHING	APP	GS	W	L	SV	ERA	IP	H	R	ER	BB	K	WHIP	KRATE	AVG	BF	2B	3B	HR	WP	HBP	BK	GDP	CG	SHO	GF
2026	17	0	2	1	2	3.14	28.2	16	11	10	15	38	1.08	11.9	.160	119	3	1	2	2	4	2	3	0	0	9
TOTAL	17	0	2	1	2	3.14	28.2	16	11	10	15	38	1.08	11.9	.160	119	3	1	2	2	4	2	3	0	0	9

FRIDAY STARTER

18 | RHP

CHRIS LEVONAS

FF | CB | SL | CT | CH

So. | 6'1" | 175 | R/R

Holmdel, NJ

Christian Brothers Academy



LEVONAS' 2026 STATS

W-L | ERA. | G/GS |

8-3 | 2.89 | 11/11 |

IP | K | BB | B/AVG |

56.0 | 89 | 24 | .174

LEVONAS' WAKE FOREST NOTES

As a sophomore (2026):

- Rated as the No. 11 starting pitcher in the country by D1 Baseball
- Earned the win with 10 strikeouts against Siena
- Struck out 14 against LMU, allowing no hits
- Picked up his fourth win of the season against Stanford to open ACC play
- Allowed just one run over 6.0 innings in a tough-luck loss against Florida State
- Picked up his fifth win of the season to tie the series against Virginia
- Career-high 6.1 innings in a win over Cal
- Matched the 6.1 innings in his next start at Pitt
- Allowed just a pair of runs at Miami over 5.1 innings

As a freshman (2025):

- Solid over 4.0 innings against Pitt, allowing just one run
- Earned his third win at Stanford with four scoreless innings
- Punched out 10 in 5.0 innings against High Point

LEVONAS' HIGH SCHOOL NOTES

- Pitched 31.2 innings in his senior season for CBA and was dominant
- Showed a fastball that topped out at 98 miles per hour
- Had 68 strikeouts against just ten walks and only allowed nine hits during the 2024 season finishing with a 0.44 ERA and a 0.60 WHIP
- Went 5-1, striking out 73 batters in 42 innings as a junior
- Drafted 67th overall by Milwaukee Brewers in the 2024 MLB Draft
- One of just three of the 315 players selected in the first 10 rounds to not go the professional route
- No. 1 RHP out of New Jersey and No. 44 overall player
- Rated as the No. 59 MLB Prospect
- 2024 MLB Draft Combine Invite

LEVONAS' 2026 GAME-BY-GAME PITCHING STATS

DATE	OPP	GS	IP	H	R	ER	BB	SO	2B	3B	HR	WP	BK	HBP	W/L	SV	ERA
2/14	Washington	*	3.2	2	0	0	3	9	1	0	0	0	0	1	W	-	0.00
2/21	Siena	*	5.0	3	1	1	1	10	1	0	0	0	0	0	W	-	1.80
2/28	LMU	*	6.0	0	0	0	0	14	0	0	0	2	0	0	W	-	0.00
3/7	Stanford	*	5.0	5	3	3	2	8	2	0	2	0	0	0	W	-	5.40
3/14	Florida State	*	6.0	2	1	1	2	10	0	0	1	0	0	0	L	-	1.50
3/21	at Virginia	*	5.0	4	3	2	4	5	1	0	1	0	0	0	W	-	3.60
3/28	Cal	*	6.1	5	1	1	0	10	0	0	0	0	0	1	W	-	1.50
4/3	at Pitt	*	6.1	3	2	2	2	7	0	1	0	0	0	2	W	-	2.84
4/10	at Miami	*	5.1	3	3	2	2	3	1	0	0	1	0	0	L	-	3.38
4/17	NC State	*	3.1	2	1	1	5	6	1	0	0	0	0	0	W	-	2.70
4/24	at GT	*	4.0	6	5	5	3	7	1	0	1	0	0	2	L	-	11.25
TOTALS			56.0	35	20	18	24	89	8	1	5	3	0	6	8-3	-	2.89

LEVONAS' 2026 SEASON HIGHS

CATEGORY	HIGHS	OPPONENT	DATE
IP	6.1	2x, last - at Pitt	4/10/26
H	0	LMU	2/28/26
R	0	2x, last - LMU	2/28/26
ER	0	2x, last - LMU	2/28/26
BB	0	2x, last - Cal	3/28/26
K	14	LMU	2/28/26

LEVONAS' CAREER HIGHS

CATEGORY	HIGHS	OPPONENT	DATE
IP	6.1	Cal	3/28/26
H	0	2x, last - LMU	2/28/26
R	0	5x, last - LMU	2/28/26
ER	0	5x, last - LMU	2/28/26
BB	0	3x, last - Cal	3/28/26
K	14	LMU	2/28/26

LEVONAS' LAST

Last Win	NC State, 4/17/26
Last Loss	at Miami, 4/10/26
Last Save	
Last App.	at Georgia Tech, 4/24/26
Last Start	at Georgia Tech, 4/24/26
Last Relief	Gardner-Webb, 5/4/25

LEVONAS' START STATS

CATEGORY	2026	CAREER
Pitched 5.0+	8	9
Struckout 5+	10	13
Struckout 10+	4	5
No Walks	2	3
Allowed 2 or Fewer Earned Runs	9	14
Allowed 3 Hits or Fewer	7	11

2 IP Minimum on Season Stats, Career Highs & Start Stats

CAREER STATS

PITCHING	APP	GS	W	L	SV	ERA	IP	H	R	ER	BB	K	WHIP	KRATE	AVG	BF	2B	3B	HR	WP	HBP	BK	GDP	CG	SHO	GF
2025	13	11	3	1	0	5.91	35.0	35	28	23	20	44	1.57	11.3	.259	164	6	0	9	5	5	1	0	0	0	1
2026	11	11	8	3	0	2.89	56.0	35	20	18	24	89	1.05	14.3	.174	232	8	1	5	3	6	0	1	0	0	0
TOTAL	24	22	11	4	0	4.05	91.0	70	48	41	44	133	1.25	13.2	.208	396	14	1	14	8	11	1	1	0	0	1

SATURDAY STARTER

13 | RHP

CAMERON BAGWELL
 FF | FT | CH | CT | SL | CB
 So. | 6'5" | 210 | R/R
 Pineville, NC
 UNC Wilmington



BAGWELL'S 2026 STATS

W-L | ERA | G/GS |
 2-1 | 4.13 | 12/10 |
IP | K | BB | B/AVG |
 52.1 | 46 | 15 | .249

BAGWELL'S WAKE FOREST NOTES

- As a Sophomore (2026):
- Rated as the No. 90 starting pitcher in the country by D1 Baseball
 - Made his Wake Forest debut against Washington, striking out a pair in 0.2 innings of work against the Huskies
 - Went 4.0 innings against High Point in his first start as a Demon Deacons
 - Picked up his first win on the mound in a Wake Forest uniform, tossing 5.0 innings with seven strikeouts and just one run allowed at UNCG. After allowing one run in the first inning, Bagwell settled in to keep the Spartans off the board over the next four innings, not allowing a runner to reach scoring position over his final four frames.
 - Threw Wake's first complete game shutout since April 2, 2017 and first one-hitter since April 29, 2023 against Liberty
 - Allowed just one run over 6.0 innings in a no-decision at Pitt
 - Struck out a career-high 10 in his most recent start against Georgia Tech

BAGWELL'S UNCW NOTES

- As a Freshman (2025):
- CAA Rookie of the Year
 - Second-team All-CAA
 - Named to College Baseball Foundation's Pitcher of the Year Watchlist
 - CAA Pitcher of the Week (3/24)
 - Tied UNCW freshman record with nine wins
 - Tossed UNCW's first perfect game since 1968 against Campbell (3/23)
 - Won his first five starts
 - Ranked among the national leaders in WHIP (1.05) and walks per nine innings (1.80).

BAGWELL'S HIGH SCHOOL NOTES

- Played 4 years at South Mecklenburg High School for Coach Brian Hoop
- Owned a 1.25 ERA and posted seven wins in 2024
- 2023 All-Conference and Player of the Year
- 2024 Conference Pitcher of the Year.

BAGWELL'S 2026 GAME-BY-GAME PITCHING STATS

DATE	OPP	GS	IP	H	R	ER	BB	SO	2B	3B	HR	WP	BK	HBP	W/L	SV	ERA
2/14	Washington	0.2	1	0	0	1	2	1	0	0	0	0	0	0	-	-	0.00
2/17	High Point	*	4.0	3	4	3	2	3	2	0	1	0	0	1	-	-	6.75
2/24	at UNCG	*	5.0	4	1	1	2	7	1	0	0	0	0	1	W	-	1.80
3/4	at App State	*	3.2	6	6	2	2	3	1	1	2	0	0	1	-	-	4.91
3/7	Stanford		1.0	0	0	0	0	0	0	0	0	0	0	0	-	-	0.00
3/10	at Coastal	*	4.2	4	2	2	2	3	0	0	0	0	0	1	-	-	3.86
3/17	Liberty	*	7.0	1	0	0	1	9	0	0	0	0	0	0	W	-	0.00
3/28	Cal	*	5.1	7	5	3	1	3	0	0	3	0	0	0	-	-	5.06
4/5	at Pitt	*	6.0	5	1	1	1	1	2	0	1	0	0	0	W	-	1.50
4/12	at Miami	*	4.1	8	5	5	0	2	1	1	1	0	0	1	L	-	10.4
4/19	NC State	*	5.0	7	2	2	0	3	1	0	0	0	0	0	-	-	3.60
4/12	at GT	*	5.2	5	5	5	3	10	1	0	2	0	0	1	-	-	7.94
TOTALS			52.1	51	31	24	15	46	10	2	10	0	0	6	2-1	-	4.13

BAGWELL'S 2026 SEASON HIGHS

CATEGORY	HIGHS	OPPONENT	DATE
IP	7.0	Liberty	3/17/26
H	1	Liberty	3/17/26
R	0	Liberty	3/17/26
ER	0	Liberty	3/17/26
BB	0	2x, last - NC State	4/19/26
K	10	at Georgia Tech	4/26/26

BAGWELL'S CAREER HIGHS

CATEGORY	HIGHS	OPPONENT	DATE
IP	7.0	5x, last - Liberty	3/17/26
H	0	Campbell	3/23/25
R	0	4x, last - Liberty	3/17/26
ER	0	4x, last - Liberty	3/17/26
BB	0	6x, last - NC State	4/19/26
K	10	at Georgia Tech	4/26/26

BAGWELL'S LAST

Last Win	Liberty, 3/17/26
Last Loss	at Miami, 4/12/26
Last Save	
Last App.	at Georgia Tech, 4/26/26
Last Start	at Georgia Tech, 4/26/26
Last Relief	Stanford, 3/7/26

BAGWELL'S START STATS

CATEGORY	2026	CAREER
Pitched 5.0+	6	18
Struckout 5+	3	8
Struckout 10+	1	1
No Walks	2	7
Allowed 2 or Fewer Earned Runs	5	15
Allowed 3 Hits or Fewer	2	6

2 IP Minimum on Season Stats, Career Highs & Start Stats

CAREER STATS

PITCHING	APP	GS	W	L	SV	ERA	IP	H	R	ER	BB	K	WHIP	KRATE	AVG	BF	2B	3B	HR	WP	HBP	BK	GDP	CG	SHO	GF
2025 (UNCW)	15	15	9	2	0	3.07	85.0	72	37	29	17	62	1.05	6.6	.000	0	8	2	6	5	1	1	0	2	0	0
2026	12	10	2	1	0	4.13	52.1	51	31	24	15	46	1.26	7.9	.249	226	10	2	10	0	6	0	5	1	1	2
AT SCHOOL	12	10	2	1	0	4.15	52.1	51	31	24	15	46	1.27	7.9	.249	226	10	2	10	0	6	0	5	1	1	2
TOTAL	27	25	11	3	0	3.47	137.1	123	68	53	32	108	1.13	7.1	.600	226	18	4	16	5	7	1	5	3	1	2

HEAD COACH TOM WALTER



WALTER'S ACCOLADES

- Second-winningest coach in program history
- 11 players have reach MLB under his tutelage including nine in the last five years.
- 2023 ACC Coach of the Year
- 14 Deacs drafted among the top 50 picks and nine first-rounders since 2020
- Program-record 10 selections in the 2023 MLB Draft
- 42 All-ACC Selections
- First Regular Season ACC Title since 1963 in 2023
- Wake became just the second team in NCAA Baseball history with three selections in the top 10 picks of the 2024 MLB Draft.



WALTER YEAR-BY-YEAR

Yr.	SCHOOL	OVERALL	CONF.	POST.
1997	GEORGE WASHINGTON	21-33	9-12	-
1998	GEORGE WASHINGTON	33-18	13-12	-
1999	GEORGE WASHINGTON	26-30	10-11	-
2000	GEORGE WASHINGTON	37-21	16-5	-
2001	GEORGE WASHINGTON	38-23	13-9	-
2002	GEORGE WASHINGTON	42-23	17-7	REGIONALS
2003	GEORGE WASHINGTON	37-18	12-9	-
2004	GEORGE WASHINGTON	41-18	19-5	-
8 YEARS		275-184 (.599)	109-70 (.609)	1 REG.
2005	NEW ORLEANS	20-39	10-14	-
2006	NEW ORLEANS	30-28	12-12	-
2007	NEW ORLEANS	38-26	16-14	REGIONALS
2008	NEW ORLEANS	43-21	18-11	REGIONALS
2009	NEW ORLEANS	22-33	12-18	-
5 YEARS		153-147 (.510)	68-69 (.496)	2 REG.
2010	WAKE FOREST	18-37	8-22	-
2011	WAKE FOREST	25-31	15-15	-
2012	WAKE FOREST	33-24	13-17	-
2013	WAKE FOREST	28-27	9-20	-
2014	WAKE FOREST	30-26	15-15	-
2015	WAKE FOREST	27-26	12-18	-
2016	WAKE FOREST	35-27	13-17	REGIONALS
2017	WAKE FOREST	43-20	19-11	SUPERS
2018	WAKE FOREST	25-32	13-17	-
2019	WAKE FOREST	31-26	14-16	-
2020	WAKE FOREST	10-8	1-2	-
2021	WAKE FOREST	20-27	10-22	-
2022	WAKE FOREST	41-19-1	15-14-1	REGIONALS
2023	WAKE FOREST	54-12*	22-7**	MCWS
2024	WAKE FOREST	38-22	15-15	REGIONALS
2025	WAKE FOREST	39-22	16-14	REGIONALS
2026	WAKE FOREST	29-17	11-13	-
17 YEARS		526-403-1 (.566)	221-255-1 (.463)	6 REG.

CAREER 954-734-1 (.565)

* Program Record for Wins

A proven program builder and player developer, Tom Walter completed his 16th season as the head coach of Wake Forest baseball in 2025.

The 2025 Wake Forest baseball team delivered another successful campaign, finishing with a 39-22 overall record and a 16-14 mark in ACC play. The Demon Deacons were dominant at home, posting a 24-8 record at David F. Couch Ballpark, and continued to rank among the nation's top programs throughout the season. Wake Forest showcased one of college baseball's most dangerous lineups, surpassing the 100-home run mark and hitting a collective .308, while the pitching staff turned in strong outings highlighted by a combined one-hitter against App State in late April.

With 497 wins as the Demon Deacon skipper entering 2026, he sits as the second-winningest coach in program history, trailing only George Greer. Walter reached the 450 win mark in a victory over Western Carolina on May 4, 2024. With the win, Wake Forest reached the 30-win mark for the third-straight season, the longest such streak since the Deacs won 30 or more in six-straight seasons from 1997-2002. Wake Forest's 17-1 win against Pitt on Sunday, April 23, 2023 marked the 400th win of Walter's tenure at the helm of the Demon Deacon baseball program. On April 10, 2022, Walter picked up the 350th win at the helm of the Demon Deacon baseball program as Wake Forest swept Big Four rival Duke for the first time since 2008. Additionally, Walter is one of just three active head coaches in the country to lead three different programs to the NCAA Division I Tournament, becoming just the seventh coach all-time to do so. He joins the ranks of Larry Cochell, Augie Garrido, Sunny Golloway, Andy Lopez, Ron Polk and Jack Stallings, while Randy Mazey and Jim Schlossnagle joined that group after Walter.

Walter has helped 64 players get drafted or sign pro contracts over the last 10 years, including 14 Deacs drafted among the top 50 picks and nine first rounders since 2020 in Marek Houston (2025), Ethan Conrad (2025), Chase Burns (2024), Nick Kurtz (2024), Seaver King (2024), Rhett Lowder (2023), Brock Wilken (2023), Ryan Cusick (2021) and Jared Shuster (2020). Wake Forest becomes just the second program to have three Top 10 picks in MLB Draft history during the 2024 MLB Draft, joining the 2004 Rice Owls. Highlighted by two first-round picks, a program-record 10 members of Wake Forest baseball were selected in the 2023 MLB Draft. Wake Forest also had the most players selected out of all the ACC programs and the second-most in the nation. Additionally, the Deacs were the only team to have four pitchers taken within the top 100 picks.

While at Wake Forest, Walter has overseen the development of 2016 National Player of the Year Will Craig, 2019 ACC Player of the Year Bobby Seymour, two-time ACC Pitcher of the Year Rhett Lowder in 2022 and 2023 and 2024 ACC Pitcher of the Year Chase Burns. Additionally, Walter has guided Craig, Nate Mondou, Stuart Fairchild, Gavin Sheets, Ben Breazeale, DJ Poteet, Seymour, Chris Lanzilli, Brock Wilken, Eric Adler, Rhett Lowder, Brendan Tinsman, Nick Kurtz, Tommy Hawke, Josh Hartle, Seth Keener, Sean Sullivan, Camden Minacci, Chase Burns, Jake Reinisch, Kade Lewis, Marek Houston and Dalton Wentz to All-America selections as well as a total of 42 All-ACC honorees.

Wake Forest also made its mark in the 2025 MLB Draft, with six players hearing their names called — marking the third consecutive year the program produced multiple first-round selections. Marek Houston was drafted 16th overall by the Minnesota Twins, while Ethan Conrad went 17th overall to the Chicago Cubs. Additional Deacons selected included Cam Nelson (5th round), Joe Ariola (7th round), Logan Lunceford (12th round), and Jack Winnay (13th round).



BILL CIENTO
ASSOCIATE HEAD COACH
HITTING COACH
COACHES 3RD BASE
No. 37
17TH YEAR
SIENA, 2003



ERIC NIESEN
ASSISTANT COACH
PITCHING COACH
No. 20
1ST YEAR
WAKE FOREST, 2017



MATT MORALES
ASSISTANT COACH
ASST. HITTING COACH
COACHES 1ST BASE
No. 42
1ST YEAR
FLORIDA STATE, 2020

WAKE FOREST BASEBALL

2026 BATTING ORDERS

DATE	OPPONENT	RESULT	RECORD	1	2	3	4	5	6	7	8	9
2/13	vs. HOUSTON	L, 8-2	0-1	STEIN	LEWIS	WENTZ	CONTE	KEENAN	WILLIAMS	A. COSTELLO	MILLER	SCHAAF
2/14	vs. WASHINGTON	W, 5-0	1-0	STEIN	LEWIS	WENTZ	CONTE	A. COSTELLO	WILLIAMS	KEENAN	MILLER	SCHAAF
2/15	vs. INDIANA STATE	W, 10-1	1-0	WILLIAMS	A. COSTELLO	LEWIS	WENTZ	CONTE	KEENAN	SCHAAF	MILLER	STEIN
2/17	HIGH POINT	W, 7-6	1-0	WILLIAMS	A. COSTELLO	LEWIS	WENTZ	CONTE	KEENAN	MILLER	SCHAAF	STEIN
2/20	SIENA	W, 11-7	1-0	WILLIAMS	WENTZ	LEWIS	L. COSTELLO	CONTE	PREISANO	SCHAAF	FIGUEROA	STEIN
2/21	SIENA	W, 8-1	1-0	WILLIAMS	LEWIS	WENTZ	L. COSTELLO	CONTE	PREISANO	KEENAN	SERRANO	STEIN
2/22	SIENA	W, 15-1	1-0	WILLIAMS	LEWIS	WENTZ	L. COSTELLO	CONTE	KEENAN	MILLER	SCHAAF	STEIN
2/24	AT UNCG	W, 5-1	2-0	WILLIAMS	LEWIS	WENTZ	L. COSTELLO	CONTE	KEENAN	MILLER	SCHAAF	STEIN
2/27	LMU	W, 12-2	1-0	WILLIAMS	LEWIS	WENTZ	L. COSTELLO	CONTE	MILLER	KEENAN	HAWKE	STEIN
2/27	DAVIDSON	W, 7-1	1-0	WILLIAMS	LEWIS	WENTZ	CONTE	MILLER	PREISANO	KEENAN	SCHAAF	STEIN
2/28	LMU	W, 15-4	1-0	WILLIAMS	LEWIS	WENTZ	CONTE	MILLER	KEENAN	A. COSTELLO	SCHAAF	HAWKE
3/1	DAVIDSON	W, 16-6	1-0	WILLIAMS	LEWIS	WENTZ	CONTE	MILLER	PREISANO	STEIN	SCHAAF	SERRANO
3/4	AT APP STATE	W, 9-8	1-0	WILLIAMS	LEWIS	WENTZ	CONTE	MILLER	KEENAN	L. COSTELLO	HAWKE	STEIN
3/6	STANFORD	W, 7-4	1-0	WILLIAMS	LEWIS	WENTZ	L. COSTELLO	CONTE	MILLER	HAWKE	SCHAAF	STEIN
3/7	STANFORD	W, 12-9	1-0	WILLIAMS	LEWIS	WENTZ	L. COSTELLO	CONTE	MILLER	KEENAN	SCHAAF	STEIN
3/7	STANFORD	W, 14-10	2-0	WILLIAMS	LEWIS	WENTZ	L. COSTELLO	CONTE	MILLER	KEENAN	HAWKE	STEIN
3/10	AT COASTAL	L, 10-4	1-1	WILLIAMS	LEWIS	WENTZ	L. COSTELLO	CONTE	MILLER	KEENAN	SCHAAF	STEIN
3/13	FLORIDA STATE	L, 10-0	0-1	WILLIAMS	LEWIS	WENTZ	L. COSTELLO	CONTE	MILLER	HAWKE	PREISANO	STEIN
3/14	FLORIDA STATE	L, 2-0	0-1	WILLIAMS	LEWIS	WENTZ	L. COSTELLO	CONTE	A. COSTELLO	KEENAN	SCHAAF	STEIN
3/15	FLORIDA STATE	L, 12-6	1-1	WILLIAMS	LEWIS	WENTZ	L. COSTELLO	CONTE	MILLER	KEENAN	SCHAAF	STEIN
3/17	LIBERTY	W, 11-0	1-1	WILLIAMS	LEWIS	WENTZ	L. COSTELLO	CONTE	A. COSTELLO	KEENAN	SCHAAF	STEIN
3/20	AT VIRGINIA	L, 10-6	0-1	WILLIAMS	LEWIS	WENTZ	L. COSTELLO	CONTE	MILLER	A. COSTELLO	SCHAAF	STEIN
3/21	AT VIRGINIA	W, 13-4	1-0	WILLIAMS	LEWIS	WENTZ	L. COSTELLO	CONTE	TORRES	KEENAN	SCHAAF	STEIN
3/22	AT VIRGINIA	L, 14-4	0-1	WILLIAMS	LEWIS	WENTZ	L. COSTELLO	CONTE	TORRES	A. COSTELLO	SCHAAF	STEIN
3/24	ELON	W, 11-1	1-0	WILLIAMS	LEWIS	WENTZ	L. COSTELLO	CONTE	TORRES	MILLER	A. COSTELLO	STEIN
3/27	CAL	W, 9-5	1-0	WILLIAMS	LEWIS	WENTZ	L. COSTELLO	CONTE	TORRES	MILLER	SCHAAF	STEIN
3/28	CAL	W, 4-1	2-0	WILLIAMS	LEWIS	WENTZ	L. COSTELLO	CONTE	TORRES	KEENAN	SCHAAF	STEIN
3/29	CAL	L, 5-3	1-1	WILLIAMS	LEWIS	WENTZ	L. COSTELLO	CONTE	TORRES	MILLER	A. COSTELLO	STEIN
3/31	AT HIGH POINT	L, 1-0	0-1	TORRES	WILLIAMS	L. COSTELLO	LEWIS	WENTZ	CONTE	A. COSTELLO	SCHAAF	KEENAN
4/1	vs. CLEMSON	W, 15-4	1-0	WILLIAMS	WENTZ	L. COSTELLO	LEWIS	CONTE	TORRES	A. COSTELLO	SCHAAF	STEIN
4/3	AT PITT	W, 8-2	1-0	WILLIAMS	WENTZ	L. COSTELLO	LEWIS	CONTE	TORRES	A. COSTELLO	KEENAN	STEIN
4/4	AT PITT	W, 22-8	1-0	WILLIAMS	WENTZ	L. COSTELLO	LEWIS	CONTE	MILLER	A. COSTELLO	SCHAAF	STEIN
4/5	AT PITT	L, 4-3	0-1	WILLIAMS	WENTZ	L. COSTELLO	LEWIS	CONTE	TORRES	A. COSTELLO	SCHAAF	STEIN
4/7	vs. COASTAL	L, 2-1	0-1	WILLIAMS	WENTZ	L. COSTELLO	LEWIS	CONTE	TORRES	KEENAN	SCHAAF	STEIN
4/10	AT MIAMI	L, 3-1	1-1	WILLIAMS	WENTZ	L. COSTELLO	LEWIS	CONTE	TORRES	A. COSTELLO	KEENAN	STEIN
4/11	AT MIAMI	W, 3-1	1-0	WILLIAMS	L. COSTELLO	WENTZ	LEWIS	CONTE	TORRES	A. COSTELLO	SCHAAF	STEIN
4/12	AT MIAMI	L, 8-0	0-1	WILLIAMS	L. COSTELLO	WENTZ	LEWIS	CONTE	TORRES	KEENAN	SCHAAF	STEIN
4/14	COASTAL	W, 10-5	1-0	LEWIS	WENTZ	L. COSTELLO	TORRES	A. COSTELLO	WILLIAMS	MILLER	SCHAAF	STEIN
4/17	NC STATE	W, 22-1	1-1	WILLIAMS	WENTZ	L. COSTELLO	LEWIS	CONTE	TORRES	KEENAN	SCHAAF	STEIN
4/18	NC STATE	W, 18-7	1-0	WILLIAMS	WENTZ	L. COSTELLO	LEWIS	CONTE	KEENAN	MILLER	A. COSTELLO	STEIN
4/19	NC STATE	L, 6-5	0-1	WILLIAMS	WENTZ	L. COSTELLO	LEWIS	CONTE	KEENAN	A. COSTELLO	SCHAAF	STEIN
4/21	UNCG	W, 14-3	1-0	WILLIAMS	WENTZ	L. COSTELLO	LEWIS	CONTE	MILLER	PREISANO	SCHAAF	STEIN
4/24	AT GEORGIA TECH	L, 6-5	1-2	WILLIAMS	WENTZ	L. COSTELLO	LEWIS	CONTE	TORRES	KEENAN	SCHAAF	STEIN
4/25	AT GEORGIA TECH	L, 14-11	0-1	WILLIAMS	WENTZ	L. COSTELLO	LEWIS	CONTE	TORRES	MILLER	SCHAAF	STEIN
4/26	AT GEORGIA TECH	L, 6-5	0-2	WILLIAMS	WENTZ	L. COSTELLO	LEWIS	CONTE	TORRES	MILLER	SCHAAF	STEIN
4/28	vs. APP STATE	W, 3-2	1-0	WILLIAMS	WENTZ	L. COSTELLO	LEWIS	CONTE	A. COSTELLO	KEENAN	SCHAAF	STEIN

WAKE FOREST BASEBALL

2026 STARTING LINEUPS IN THE FIELD

DATE	OPPONENT	RESULT	P	C	1B	2B	3B	SS	LF	CF	RF	DH
2/13	vs. HOUSTON	L, 8-2	MORNINGSTAR	CONTE	LEWIS	SCHAAF	WENTZ	STEIN	MILLER	WILLIAMS	A. COSTELLO	KEENAN
2/14	vs. WASHINGTON	W, 5-0	LEVONAS	KEENAN	LEWIS	SCHAAF	WENTZ	STEIN	MILLER	WILLIAMS	A. COSTELLO	CONTE
2/15	vs. INDIANA STATE	W, 10-1	DALLAS	CONTE	LEWIS	SCHAAF	WENTZ	STEIN	MILLER	WILLIAMS	A. COSTELLO	KEENAN
2/17	HIGH POINT	W, 7-6	BAGWELL	KEENAN	LEWIS	SCHAAF	WENTZ	STEIN	MILLER	WILLIAMS	A. COSTELLO	CONTE
2/20	SIENA	W, 11-7	MORNINGSTAR	CONTE	LEWIS	SCHAAF	WENTZ	STEIN	FIGUEROA	WILLIAMS	L. COSTELLO	PREISANO
2/21	SIENA	W, 8-1	LEVONAS	KEENAN	PREISANO	WENTZ	LEWIS	STEIN	SERRANO	WILLIAMS	L. COSTELLO	KEENAN
2/22	SIENA	W, 15-1	DALLAS	CONTE	LEWIS	SCHAAF	WENTZ	STEIN	MILLER	WILLIAMS	L. COSTELLO	KEENAN
2/24	UNCG	W, 5-1	BAGWELL	KEENAN	LEWIS	SCHAAF	WENTZ	STEIN	MILLER	WILLIAMS	L. COSTELLO	CONTE
2/27	LMU	W, 12-2	MORNINGSTAR	CONTE	LEWIS	HAWKE	WENTZ	STEIN	MILLER	WILLIAMS	L. COSTELLO	KEENAN
2/27	DAVIDSON	W, 7-1	MARSTEN	KEENAN	LEWIS	SCHAAF	WENTZ	STEIN	MILLER	WILLIAMS	PREISANO	CONTE
2/28	LMU	W, 15-4	LEVONAS	KEENAN	LEWIS	HAWKE	WENTZ	SCHAAF	MILLER	WILLIAMS	A. COSTELLO	CONTE
3/1	DAVIDSON	W, 16-6	BOWIE	CONTE	PREISANO	SCHAAF	LEWIS	STEIN	MILLER	WILLIAMS	SERRANO	WENTZ
3/4	AT APP STATE	W, 9-8	BAGWELL	KEENAN	LEWIS	HAWKE	WENTZ	STEIN	MILLER	WILLIAMS	L. COSTELLO	CONTE
3/6	STANFORD	W, 7-4	MORNINGSTAR	CONTE	LEWIS	SCHAAF	WENTZ	STEIN	MILLER	WILLIAMS	L. COSTELLO	HAWKE
3/7	STANFORD	W, 12-9	LEVONAS	KEENAN	LEWIS	SCHAAF	WENTZ	STEIN	MILLER	WILLIAMS	L. COSTELLO	CONTE
3/7	STANFORD	W, 14-10	MARSTEN	CONTE	LEWIS	HAWKE	WENTZ	STEIN	MILLER	WILLIAMS	L. COSTELLO	KEENAN
3/10	AT COASTAL	L, 10-4	BAGWELL	KEENAN	LEWIS	SCHAAF	WENTZ	STEIN	MILLER	WILLIAMS	L. COSTELLO	CONTE
3/13	FLORIDA STATE	L, 10-0	MORNINGSTAR	CONTE	PREISANO	HAWKE	WENTZ	STEIN	MILLER	WILLIAMS	L. COSTELLO	LEWIS
3/14	FLORIDA STATE	L, 2-0	LEVONAS	KEENAN	LEWIS	SCHAAF	WENTZ	STEIN	A. COSTELLO	WILLIAMS	L. COSTELLO	CONTE
3/15	FLORIDA STATE	L, 12-6	MARSTEN	KEENAN	LEWIS	SCHAAF	WENTZ	STEIN	MILLER	WILLIAMS	L. COSTELLO	KEENAN
3/17	LIBERTY	W, 11-0	BAGWELL	KEENAN	LEWIS	SCHAAF	WENTZ	STEIN	A. COSTELLO	WILLIAMS	L. COSTELLO	CONTE
3/20	AT VIRGINIA	L, 10-6	MORNINGSTAR	CONTE	LEWIS	SCHAAF	WENTZ	STEIN	MILLER	WILLIAMS	L. COSTELLO	LEWIS
3/21	AT VIRGINIA	W, 13-4	LEVONAS	KEENAN	LEWIS	SCHAAF	WENTZ	STEIN	TORRES	WILLIAMS	L. COSTELLO	CONTE
3/22	AT VIRGINIA	L, 14-4	DRESSLER	CONTE	LEWIS	SCHAAF	WENTZ	STEIN	TORRES	WILLIAMS	L. COSTELLO	A. COSTELLO
3/24	ELON	W, 11-1	MARSTEN	CONTE	L. COSTELLO	WENTZ	LEWIS	STEIN	TORRES	WILLIAMS	A. COSTELLO	MILLER
3/27	CAL	W, 9-5	BAGWELL	CONTE	LEWIS	SCHAAF	WENTZ	STEIN	TORRES	WILLIAMS	L. COSTELLO	MILLER
3/28	CAL	W, 4-1	LEVONAS	KEENAN	LEWIS	SCHAAF	WENTZ	STEIN	A. COSTELLO	WILLIAMS	L. COSTELLO	CONTE
3/29	CAL	L, 5-3	DRESSLER	CONTE	L. COSTELLO	WENTZ	LEWIS	STEIN	MILLER	WILLIAMS	A. COSTELLO	TORRES
3/31	AT HIGH POINT	L, 1-0	MARSTEN	CONTE	L. COSTELLO	WENTZ	LEWIS	SCHAAF	TORRES	WILLIAMS	A. COSTELLO	CONTE
4/1	vs. CLEMSON	W, 15-4	BOWIE	CONTE	LEWIS	SCHAAF	WENTZ	STEIN	TORRES	WILLIAMS	L. COSTELLO	A. COSTELLO
4/3	AT PITT	W, 8-2	LEVONAS	KEENAN	L. COSTELLO	WENTZ	LEWIS	STEIN	TORRES	WILLIAMS	A. COSTELLO	CONTE
4/4	AT PITT	W, 22-8	MORNINGSTAR	CONTE	LEWIS	SCHAAF	WENTZ	STEIN	MILLER	WILLIAMS	L. COSTELLO	A. COSTELLO
4/5	AT PITT	L, 4-3	BAGWELL	CONTE	LEWIS	SCHAAF	WENTZ	STEIN	TORRES	WILLIAMS	L. COSTELLO	A. COSTELLO
4/7	vs. COASTAL	L, 2-1	MARSTEN	KEENAN	LEWIS	SCHAAF	WENTZ	STEIN	TORRES	WILLIAMS	L. COSTELLO	CONTE
4/10	AT MIAMI	L, 3-1	LEVONAS	KEENAN	L. COSTELLO	WENTZ	LEWIS	STEIN	TORRES	WILLIAMS	A. COSTELLO	CONTE
4/11	AT MIAMI	W, 3-1	DRESSLER	CONTE	LEWIS	SCHAAF	WENTZ	STEIN	TORRES	WILLIAMS	L. COSTELLO	A. COSTELLO
4/12	AT MIAMI	L, 8-0	BAGWELL	KEENAN	LEWIS	SCHAAF	WENTZ	STEIN	TORRES	WILLIAMS	L. COSTELLO	CONTE
4/14	COASTAL	W, 10-5	MARSTEN	A. COSTELLO	LEWIS	SCHAAF	WENTZ	STEIN	TORRES	WILLIAMS	L. COSTELLO	MILLER
4/17	NC STATE	W, 22-1	LEVONAS	KEENAN	LEWIS	SCHAAF	WENTZ	STEIN	TORRES	WILLIAMS	L. COSTELLO	CONTE
4/18	NC STATE	W, 18-7	DRESSLER	CONTE	L. COSTELLO	WENTZ	LEWIS	STEIN	MILLER	WILLIAMS	A. COSTELLO	KEENAN
4/19	NC STATE	W, 6-5	BAGWELL	CONTE	LEWIS	SCHAAF	WENTZ	STEIN	A. COSTELLO	WILLIAMS	L. COSTELLO	KEENAN
4/21	UNCG	W, 14-3	MARSTEN	CONTE	PREISANO	SCHAAF	LEWIS	STEIN	MILLER	WILLIAMS	L. COSTELLO	WENTZ
4/24	AT GEORGIA TECH	L, 6-5	LEVONAS	KEENAN	LEWIS	SCHAAF	WENTZ	STEIN	TORRES	WILLIAMS	L. COSTELLO	CONTE
4/25	AT GEORGIA TECH	L, 14-11	DRESSLER	CONTE	LEWIS	SCHAAF	WENTZ	STEIN	TORRES	WILLIAMS	L. COSTELLO	MILLER
4/26	AT GEORGIA TECH	L, 6-5	BAGWELL	CONTE	LEWIS	SCHAAF	WENTZ	STEIN	TORRES	WILLIAMS	L. COSTELLO	MILLER
4/28	vs. APP STATE	W, 3-2	MARSTEN	KEENAN	LEWIS	SCHAAF	WENTZ	STEIN	A. COSTELLO	WILLIAMS	L. COSTELLO	CONTE

LAST TIME IT HAPPENED

BATTING

5 hits in a game	Justin Johnson at Pitt (4/22/23)
6 hits in a game	Nick Kurtz vs. Georgia Tech (3/19/22)
7 hits in a game	Ryan Hubbard at Maryland (3/16/03)
Reached base 6 times	Nick Kurtz at High Point (5/1/24)
Reached base 7 times	Ryan Hubbard at Maryland (3/16/03)
4 runs in a game	Keenan, Schaaf & Williams vs. NC State (4/17/26)
5 runs in a game	Brock Wilken vs. Alabama (6/11/23)
6 runs in a game	Corey Slavik at High Point (2/21/00)
10-game hitting streak	Kade Lewis, 11 games (2/22-3/13)
15-game hitting streak	Kade Lewis, 18 games (3/1-4/1/25)
20-game hitting streak	Gavin Sheets, 22 games (4/5-5/17/16)
25-game hitting streak	Jake Austin, 26 games (1992)
3 doubles in a game	Kade Lewis vs. Notre Dame (3/9/25)
2 triples in a game	Brett Armour at Elon (5/1/13)
2 home runs in one game	Kade Lewis at Georgia Tech (4/25/26)
3 home runs in one game	Nick Kurtz at Virginia Tech (4/7/24)
7 RBI in a game	Blake Schaaf (7) vs. NC State (4/17/26)
8 RBI in a game	Marek Houston (10) vs. Notre Dame (3/7/25)
9 RBI in a game	Marek Houston (10) vs. Notre Dame (3/7/25)
10 RBI in a game	Marek Houston (10) vs. Notre Dame (3/7/25)
Grand slam home run	Blake Schaaf vs. NC State (4/17/26)
Inside-the-park home run	Adam Tellier vs. Dayton (2/23/24)
HR to begin game	Matt Scannell vs. High Point (4/14/25)
Two HR in one inning	Brock Wilken vs. Georgia Tech - 5th inning (3/19/22)
HR in consecutive at-bats	Blake Schaaf vs. NC State (4/17/26)
HR in three consecutive games	Kade Lewis vs. Georgia Tech (4/24-4/26/26)
HR in three consecutive ACC games	Kade Lewis vs. NC State (4/17-4/19/26)
HR in four consecutive games	Nick Kurtz (4/6-4/12/24)
HR in four consecutive ACC games	Kade Lewis (4/17-4/26/26)
HR in five consecutive games	Nick Kurtz (4/5-4/12/24)
HR in six consecutive games	Nick Kurtz (4/2-4/12/24)
HR in seven consecutive games	Nick Kurtz (3/31-4/12/24)
Walk-off HR	Matt Conte vs. NC State (7th inn.) (4/18/26)
Pinch-hit HR	Tate Ballesterro vs. Florida State (5/25/24)
HR in first at-bat of season	Adam Tellier vs. Fordham (2/16/24)
HR in both games of DH	Kade Lewis vs. Miami (3/16/25)
Hit for the cycle	Danny Borrell vs. Davidson (2/24/00)
Stole two bases in a game	Javar Williams vs. NC State (4/17/26)
Stole three bases in a game	Javar Williams vs. High Point (2/17/26)
Stole four bases in a game	Pat Blair vs. Winthrop (4/19/11)
Stole five bases in a game	Steven Brooks at Winthrop (4/13/11)
Hit by a pitch 2 times in a game	Luke Costello at Pitt (4/3/26)
Hit by a pitch 3 times in a game	Javar Williams vs. Florida State (4/20/24)
Scored 20 or more runs	22, vs. NC State (4/18/25)
Scored 25 or more runs	27, at Georgia Tech (3/19/22)
Scored 30 or more runs	30, vs. Davidson (2/24/00)
Scored 5 runs in an inning	6, in the first at Georgia Tech (4/25/26)
Scored 6 runs in an inning	6, in the first at Georgia Tech (4/25/26)
Scored 7 runs in an inning	10, in the sixth vs. NC State (4/17/26)
Scored 8 runs in an inning	10, in the sixth vs. NC State (4/17/26)
Scored 9 runs in an inning	10, in the sixth vs. NC State (4/17/26)
Scored 10 runs in an inning	10, in the sixth vs. NC State (4/17/26)
Scored in every inning	vs. Marist (7 inns.) (2/16/25)
Record 15 hits or more	16, vs. NC State (4/18/26)
Recorded 20 hits or more	20, vs. NC A&T (5/8/24)
Hit 3 or more HR in one inning	3, vs. Coastal [8th] (4/14/26)
Hit 3 or more HR in a game	5, at Georgia Tech (4/25/26)
Hit 5 or more HR in a game	5, at Georgia Tech (4/25/26)
Hit 7 or more HR in a game	7, vs. Miami (5/27/22)
Hit 9 or more HR in a game	9, vs. Alabama (6/11/23)
Hit back-to-back home runs	Luke Costello & Kade Lewis at Georgia Tech (4/25/26)
Hit back-to-back-to-back home runs	Houston, Conrad & Winny vs. Notre Dame (3/8/25)
Had 5 doubles	8, at Pitt (4/14/26)
Had 6 doubles	8, at Pitt (4/14/26)
Had 7 doubles	8, at Pitt (4/14/26)
Had 8 doubles	8, at Pitt (4/14/26)
Had 9 doubles	9, at Virginia Tech (5/15/16)
Had 10 doubles in a game	10, vs. Wofford (3/12/03)
Stole 5 bases in a game	5, vs. Indiana State (2/15/26)
Stole 6 bases in a game	6, vs. Western Carolina (2/21/15)
Stole 7 bases in a game	7, at Florida State (3/13/15)
Stole 8 bases in a game	8, at Winthrop (4/13/11)
Stole 9+ bases in a game	11, vs. Winthrop (4/19/11)
Walked 10+ times in a game	11, at Virginia (3/21/26)

PITCHING

Threw a no hitter	Brian Holmes vs. Marshall (3/4/12)
Threw a one-hitter	Marsten, Wood, Johnston, Brennecke & Nicholson vs. UNCG (1/21/26)
Threw a complete game	Cameron Bagwell vs. Liberty (3/17/26)
Threw a complete game shutout	Cameron Bagwell vs. Liberty (3/17/26)
Threw consecutive complete games	Charlie Mellies vs. Duke, at BC (5/10 & 5/16/08)
Struck out 10 batters	Cameron Bagwell (10) at Georgia Tech (4/26/26)
Struck out 11 batters	Chris Levonas (14) vs. LMU (2/28/26)
Struck out 12 batters	Chris Levonas (14) vs. LMU (2/28/26)
Struck out 13 batters	Chris Levonas (14) vs. LMU (2/28/26)
Struck out 14 batters	Chris Levonas (14) vs. LMU (2/28/26)
Struck out 15 batters	Chase Burns (15) vs. North Carolina (5/24/24)
Struck out 16 batters	Chase Burns (16) vs. Clemson (5/10/24)
Struck out 5 consecutive batters	5, Harsch vs. Elon (3/24/26)
Struck out 15+ batters	16, vs. Coastal (4/14/26)
Struck out 20+ batters	20, vs. Washington (2/14/26)
Struck out 15+ batters in consecutive games	15 vs. Cal (3/27/26 & 3/28/26)
Shut out an opponent	11-0 vs. Liberty (3/17/26)
Consecutive shutouts	7-0 vs. St. John's / 11-0 vs. St. John's (2/21-2/22/25)
Shut out an ACC opponent	10-0 at Stanford (4/27/25)
Shut out an ACC opponent on the road	10-0 at Stanford (4/27/25)
Consecutive ACC shutouts	2-0 & 3-0, at Boston College (4/13/18)
Consecutive ACC shutouts on the road	2-0 & 3-0, at Boston College (4/13/18)
Was shutout	8-0 at Miami (4/12/26)
Was no hit	at Virginia (5/14/21)
2 errors in a game	Dalton Wentz at Georgia Tech (4/24/26)
3 errors in a game	Kade Lewis at Clemson (3/22/25)
4 errors in a game	Pat Blair at Miami (5/11/12)
3 double plays turned in a game	vs. NC State (4/19/26)
4 double plays turned in a game	at Western Carolina (4/20/21)
Triple play	at Boston College (4/20/07)
Won 10+ games in a row	15 (2/14-3/10/26)
Won 15+ games in a row	15 (2/14-3/10/26)
Won 8+ ACC games in a row	10 (3/24-4/15/23)
Lost 5+ games in a row	7 (4/23-5/10/2014)
Season-opening winning streak	20 (3/28-5/9/49)
Extra-innings win	4-3, Gardner-Webb [10 inn.] (5/4/25)
Extra-innings loss	6-5, vs. NC State [10 inn.] (4/19/26)
Swept a 3-game series	vs. Stanford (3/6-3/7/26)
Swept a road series	at Virginia Tech (4/5-4/7/24)
Swept an ACC road series	at Virginia Tech (4/5-4/7/24)
Swept an ACC series	vs. Stanford (3/6-3/7/26)
Swept a 4-game series	vs. NJIT (2/25-2/27/22)
Swept a double-header	vs. Miami (3/14-3/15/25)
Allowed 3 runs or fewer in a 3-game series	2, vs. Miami (3/24-3/26/23)
Allowed 3 runs or fewer in an ACC series	2, vs. Miami (3/24-3/26/23)
Allowed 4 runs or fewer in a series	2, vs. Miami (3/24-3/26/23)
Allowed 4 runs or fewer in an ACC series	2, vs. Miami (3/24-3/26/23)
Allowed 3 runs or fewer in a road series	1, vs. Boston College (4/13-4/14/18)
Allowed 3 runs or fewer in an ACC road series	1, vs. Boston College (4/13-4/14/18)
Won a 1-0 game	vs. VCU (2/14/15)
Lost a 1-0 game	at High Point (3/31/26)
Walk-off win	4-3, Gardner-Webb [10 inn.] (5/4/25)
Walk-off loss	at Pitt (4/5/26)

MISCELLANEOUS

2 errors in a game	Dalton Wentz at Georgia Tech (4/24/26)
3 errors in a game	Kade Lewis at Clemson (3/22/25)
4 errors in a game	Pat Blair at Miami (5/11/12)
3 double plays turned in a game	vs. NC State (4/19/26)
4 double plays turned in a game	at Western Carolina (4/20/21)
Triple play	at Boston College (4/20/07)

WAKE FOREST BASEBALL

2026 HOME RUN TRACKER



Wake Forest Baseball 2025 - 2026 Season

(As of Apr 29, 2026)

Wake Forest - Home Runs

NO.	PLAYER	GM#	DATE	OPPONENT	PITCHER	ON BASE	INN	OUTS	COUNT	SCORE	FINAL
1.	LEWIS, Kade	3	Feb 15	Indiana St.	Parson, G	.2	3	0	0-0	0-0	W 10-1
2.	WENTZ, Dalton	5	Feb 20	Siena	Sausville, Tyler	0..	1	1	1-0	0-0	W 11-7
3.	COSTELLO, Luke	5	Feb 20	Siena	Sausville, Tyler	0..	1	2	0-0	1-0	W 11-7
4.	WENTZ, Dalton	5	Feb 20	Siena	Sausville, Tyler	.2	3	0	1-1	2-6	W 11-7
5.	CONTE, Matt	5	Feb 20	Siena	Sausville, Tyler	.1	3	1	1-1	4-6	W 11-7
6.	WENTZ, Dalton	7	Feb 22	Siena	Gunzy, JT	.1	1	1	1-1	0-1	W 15-1
7.	COSTELLO, Luke	7	Feb 22	Siena	Falace, Sam	.123	4	2	0-2	8-1	W 15-1
8.	COSTELLO, Luke	7	Feb 22	Siena	Saulys, Evan	.2	6	1	2-1	13-1	W 15-1
9.	MILLER, Jackson	9	Feb 27	Loyola Marymount University	Geis, Jake	.123	1	2	0-1	0-0	W 12-2
10.	WENTZ, Dalton	11	Feb 28	Loyola Marymount University	Johnson, Jonah	0..	1	2	1-1	0-0	W 15-4
11.	LEWIS, Kade	11	Feb 28	Loyola Marymount University	Johnson, Jonah	.2	3	0	0-0	2-0	W 15-4
12.	CONTE, Matt	11	Feb 28	Loyola Marymount University	Warady, Tanner	.23	7	0	1-0	12-4	W 15-4
13.	PREISANO, Ryan	12	Mar 01	Davidson	PYNE, G	.1	2	0	0-0	0-0	W 16-6
14.	WILLIAMS, Javar	12	Mar 01	Davidson	* HOYT, J	0..	3	0	2-0	2-1	W 16-6
15.	LEWIS, Kade	12	Mar 01	Davidson	HOYT, J	0..	3	0	2-1	3-1	W 16-6
16.	WENTZ, Dalton	13	Mar 04	App State	Nolan, Tanner	.1	1	1	0-2	0-0	W 9-8
17.	LEWIS, Kade	13	Mar 04	App State	Wilson, Ethan	.3	2	2	2-2	0-0	W 9-8
18.	COSTELLO, Luke	15	Mar 07	Stanford	Garewal, Sam	.123	4	1	0-0	3-3	W 12-9
19.	KEENAN, Jimmy	15	Mar 07	Stanford	Garewal, Sam	.1	4	2	0-2	7-3	W 12-9
20.	COSTELLO, Luke	16	Mar 07	Stanford	Moore, Trevor	.3	3	2	2-1	7-5	W 14-10
21.	WILLIAMS, Javar	16	Mar 07	Stanford	Peterson, Colt	0..	7	2	2-1	10-9	W 14-10
22.	COSTELLO, Luke	16	Mar 07	Stanford	O'Harran, Toran	.2	8	0	1-0	11-10	W 14-10
23.	COSTELLO, Luke	17	Mar 10	Coastal Carolina	Richardson, Colby	.1	5	2	0-0	1-2	L 4-10
24.	WILLIAMS, Javar	20	Mar 15	Florida State	* Moore, Bryson	0..	1	0	3-2	0-2	L 6-12
25.	WILLIAMS, Javar	20	Mar 15	Florida State	O'Leary, Cade	.1	7	0	1-0	1-8	L 6-12
26.	CONTE, Matt	20	Mar 15	Florida State	Knier, Chris	0..	9	1	1-1	5-12	L 6-12
27.	WENTZ, Dalton	21	Mar 17	Liberty	* Potts, Jake	0..	3	0	2-2	1-0	W 11-0
28.	COSTELLO, Luke	21	Mar 17	Liberty	Evans, Jackson	.12	7	1	2-1	8-0	W 11-0
29.	COSTELLO, Luke	22	Mar 20	Virginia	* Zatkowski, Henry	0..	2	0	0-0	0-5	L 6-10
30.	WILLIAMS, Javar	23	Mar 21	Virginia	Stammell, Max	0..	3	1	0-1	0-1	W 13-4
31.	STEIN, JD	23	Mar 21	Virginia	Colucci, Joe	.3	8	1	2-1	10-3	W 13-4
32.	WENTZ, Dalton	25	Mar 24	Elon	Miller, Cole	.1	3	0	2-1	2-0	W 11-1
33.	LEWIS, Kade	27	Mar 28	California	Foley, Ethan	0..	5	1	1-1	2-0	W 4-1
34.	CONTE, Matt	28	Mar 29	California	Larson, Quinn	.1	8	2	1-0	1-5	L 3-5
35.	WILLIAMS, Javar	30	Apr 01	Clemson	Nelson, Danny	.123	6	2	3-1	11-4	W 15-4
36.	KEENAN, Jimmy	31	Apr 03	Pitt	Leslie, David	.12	4	1	2-0	1-2	W 8-2
37.	WILLIAMS, Javar	31	Apr 03	Pitt	Leslie, David	0..	4	2	1-1	4-2	W 8-2
38.	WENTZ, Dalton	31	Apr 03	Pitt	* Luczak, Andrew	0..	7	0	2-2	5-2	W 8-2
39.	COSTELLO, Luke	31	Apr 03	Pitt	McAuliff, Daniel	.2	8	2	0-1	6-2	W 8-2
40.	COSTELLO, Luke	32	Apr 04	Pitt	Spizzucchio, Vincent	.2	1	1	1-1	0-0	W 22-8
41.	WENTZ, Dalton	32	Apr 04	Pitt	Bryan, Sam	.23	6	1	1-1	15-4	W 22-8
42.	STEIN, JD	32	Apr 04	Pitt	Savarese, Michael	.13	7	1	0-0	19-8	W 22-8
43.	TORRES, Boston	38	Apr 14	Coastal Carolina	* Kane, Connor	0..	5	0	2-1	5-3	W 10-5
44.	MILLER, Jackson	38	Apr 14	Coastal Carolina	Kane, Connor	0..	5	2	0-1	6-3	W 10-5
45.	WENTZ, Dalton	38	Apr 14	Coastal Carolina	Lynch, Ryan	0..	8	1	1-2	7-5	W 10-5
46.	COSTELLO, Luke	38	Apr 14	Coastal Carolina	Lynch, Ryan	0..	8	1	0-0	8-5	W 10-5
47.	KEENAN, Jimmy	38	Apr 14	Coastal Carolina	Lynch, Ryan	0..	8	2	2-2	9-5	W 10-5
48.	WILLIAMS, Javar	39	Apr 17	NC State	* Andrews, Heath	0..	1	0	1-1	0-1	W 22-1
49.	SCHAAF, Blake	39	Apr 17	NC State	Andrews, Heath	.123	2	0	0-1	1-1	W 22-1
50.	LEWIS, Kade	39	Apr 17	NC State	Andrews, Heath	.1	2	2	2-1	6-1	W 22-1
51.	SCHAAF, Blake	39	Apr 17	NC State	Potts, Tristan	.1	3	1	0-1	8-1	W 22-1
52.	KEENAN, Jimmy	39	Apr 17	NC State	Black, Collins	.12	6	2	1-1	17-1	W 22-1
53.	STEIN, JD	39	Apr 17	NC State	Black, Collins	.1	6	2	2-0	20-1	W 22-1
54.	WILLIAMS, Javar	40	Apr 18	NC State	Consiglio, Cooper	.12	4	0	0-0	5-4	W 18-7
55.	CONTE, Matt	40	Apr 18	NC State	Consiglio, Cooper	.3	4	1	1-1	9-4	W 18-7
56.	COSTELLO, Luke	40	Apr 18	NC State	Kitchings, Aiden	.12	5	2	2-0	11-6	W 18-7
57.	LEWIS, Kade	40	Apr 18	NC State	Kitchings, Aiden	0..	5	2	1-2	14-6	W 18-7
58.	CONTE, Matt	40	Apr 18	NC State	Manuel, Truitt	.1	7	0	3-2	16-7	W 18-7
59.	LEWIS, Kade	41	Apr 19	NC State	Hemric, Luke	0..	3	2	1-2	2-1	L 5-6
60.	STEIN, JD	41	Apr 19	NC State	Garino, Ryder	0..	7	1	1-0	3-2	L 5-6
61.	CONTE, Matt	42	Apr 21	UNCG	Dear, Mayson	.1	2	0	1-1	0-0	W 14-3
62.	SCHAAF, Blake	42	Apr 21	UNCG	West, Ayden	0..	4	1	1-0	5-0	W 14-3
63.	STEIN, JD	42	Apr 21	UNCG	Hester, Thomas	.23	5	2	2-2	8-0	W 14-3
64.	WENTZ, Dalton	42	Apr 21	UNCG	* Lancaster, Hazen	0..	6	0	1-0	11-3	W 14-3
65.	CONTE, Matt	42	Apr 21	UNCG	Smith, Dylan	.2	6	1	2-2	12-3	W 14-3
66.	LEWIS, Kade	43	Apr 24	Georgia Tech	McKee, Tate	.23	1	1	2-2	0-0	L 5-6
67.	SCHAAF, Blake	43	Apr 24	Georgia Tech	McKee, Tate	0..	2	1	3-1	3-1	L 5-6
68.	LEWIS, Kade	44	Apr 25	Georgia Tech	Shadek, Justin	.12	1	1	1-2	0-0	L 11-14
69.	CONTE, Matt	44	Apr 25	Georgia Tech	Shadek, Justin	0..	1	1	1-0	3-0	L 11-14
70.	COSTELLO, Luke	44	Apr 25	Georgia Tech	Lankie, Jake	0..	2	1	0-1	6-0	L 11-14
71.	LEWIS, Kade	44	Apr 25	Georgia Tech	Lankie, Jake	0..	2	1	1-2	7-0	L 11-14
72.	WENTZ, Dalton	44	Apr 25	Georgia Tech	* Angelakos, Dimitri	0..	3	0	0-0	10-3	L 11-14
73.	LEWIS, Kade	45	Apr 26	Georgia Tech	Blakely, Jackson	0..	3	2	1-0	1-2	L 5-6
74.	TORRES, Boston	45	Apr 26	Georgia Tech	* Blakely, Jackson	0..	4	0	1-1	2-4	L 5-6
75.	COSTELLO, Luke	45	Apr 26	Georgia Tech	* Barfield, Brett	0..	5	0	1-1	4-4	L 5-6
76.	COSTELLO, Andrew	46	Apr 28	App State	Barozzino, Conner	0..	2	1	1-2	0-0	W 3-2

* = leadoff homerun

WAKE FOREST BASEBALL



Wake Forest Baseball 2025-2026 Season

(As of Apr 29, 2026)

Wake Forest Overall Statistics

Record: 29-17 Home: 19-5 Away: 6-10 Neutral: 4-2 Conference: 11-13 Extra Inn:
0-1 Vs. Ranked: 2-10

PLAYER	AVG	GP-GS	AB	R	H	2B	3B	HR	XB	RBI	TB	SLG	BB	HP	K	GDP	OB%	SF	SH	SB-ATT	PO	A	E	FLD%	
LEWIS, Kade	.376	46-46	178	48	67	10	1	12	23	49	115	.646	27	2	28	5	.457	3	0	6-6	241	14	3	.988	
MILLER, Jackson	.341	28-27	91	21	31	7	1	2	10	22	46	.505	9	2	28	2	.408	1	0	1-1	23	0	2	.920	
WILLIAMS, Javar	.326	46-46	178	54	58	10	0	9	19	34	95	.534	34	9	38	4	.453	2	2	27-30	69	0	0	1.000	
COSTELLO, Luke	.321	39-39	134	40	43	8	0	15	23	53	96	.716	22	13	29	3	.456	2	0	2-4	71	3	0	1.000	
SCHAAF, Blake	.311	42-36	122	35	38	9	2	4	15	24	63	.516	24	4	27	2	.434	2	3	7-8	47	67	3	.974	
WENTZ, Dalton	.297	46-46	175	50	52	13	1	12	26	36	103	.589	37	2	51	2	.423	1	0	2-3	28	62	12	.882	
STEIN, JD	.270	44-44	141	27	38	8	0	5	13	34	61	.433	21	8	26	4	.383	5	2	9-10	40	90	9	.935	
CONTE, Matt	.268	45-45	168	28	45	6	2	9	17	38	82	.488	29	2	43	6	.382	0	1	1-2	257	11	0	1.000	
COSTELLO, Andrew	.238	27-22	80	15	19	3	1	1	5	12	27	.338	11	1	16	0	.337	0	0	1-1	29	1	0	1.000	
KEENAN, Jimmy	.232	32-29	95	23	22	5	0	4	9	23	39	.411	24	7	40	2	.421	0	0	0-0	253	10	6	.978	

RUBINO, Nick	.500	2-0	4	1	2	1	0	0	1	2	3	.750	0	0	0	0	.500	0	0	0-0	2	0	0	1.000	
TORRES, Boston	.276	23-19	76	14	21	4	0	2	6	8	31	.408	10	3	13	2	.378	1	0	4-4	32	0	1	.970	
FIGUEROA, Tyler	.167	18-1	6	3	1	0	0	0	0	0	1	.167	4	0	2	0	.500	0	0	0-0	1	1	0	1.000	
PREISANO, Ryan	.154	11-6	26	5	4	0	0	1	1	7	7	.269	3	1	11	1	.258	1	0	0-0	28	1	0	1.000	
SERRANO, Jordan	.150	24-2	20	3	3	0	0	0	0	1	3	.150	3	0	10	0	.261	0	0	0-0	9	0	0	1.000	
HAWKE, Austin	.111	9-6	18	5	2	1	0	0	1	3	3	.167	9	2	6	2	.448	0	0	0-0	4	7	1	.917	
Others																					9	43	8	.867	
Totals	.295	-	1512	372	446	85	8	76	169	346	775	.513	267	56	368	35	.415	18	8	60-69	1143	310	45	.970	
Opponents	.232	-	1442	226	335	68	7	59	134	211	594	.412	204	51	522	30	.346	8	3	46-54	1113	369	43	.972	

LOB - Team (364), Opp (334). DPs turned - Team (30), Opp (35). CI - Team (0), Opp (0). IBB - Team (3): COSTELLO, Luke (2); WILLIAMS, Javar (1). Picked off - Team (5): WILLIAMS, Javar (2); MILLER, Jackson (1); LEWIS, Kade (1); SCHAAF, Blake (1).

PLAYER	ERA	W-L	APP	GS	CG	SHO	SV	IP	H	R	ER	BB	K	WHIP	2B	3B	HR	AVG	WP	HP	BK	SFA	SHA		
DALLAS, Matthew	2.45	2-0	2	2	0	0	0	7.1	7	2	2	3	14	1.36	5	0	0	.250	0	1	0	0	0		
LEVONAS, Chris	2.89	8-3	11	11	0	1	0	56.0	35	20	18	24	89	1.05	8	1	5	.174	3	6	0	1	0		
MARSTEN, Duncan	3.93	4-3	11	9	0	0	0	50.1	35	22	22	20	67	1.09	7	0	7	.192	4	6	0	0	0		
BAGWELL, Cameron	4.13	2-1	12	10	1	2	0	52.1	51	31	24	15	46	1.26	10	2	10	.249	0	6	0	0	0		
DRESSLER, Troy	4.75	6-1	15	5	0	0	0	41.2	38	23	22	19	60	1.37	9	2	4	.239	8	1	0	1	1		
BOWIE, Rhys	6.75	1-2	16	2	0	1	0	25.1	25	19	19	24	43	1.93	9	0	4	.272	9	3	1	0	0		
MORNINGSTAR, Blake	8.51	2-3	10	7	0	0	1	37.0	45	40	35	16	44	1.65	7	1	13	.288	3	7	0	0	2		

RAY, Will	1.64	1-0	13	0	0	0	3	11.0	11	2	2	3	14	1.27	1	0	1	.268	0	3	0	0	0		
JONES, Evan	3.14	2-1	17	0	0	1	2	28.2	16	11	10	15	38	1.08	3	1	2	.160	2	4	2	0	0		
BOSCH, Ryan	3.97	0-1	16	0	0	0	1	11.1	7	5	5	10	17	1.50	1	0	1	.189	2	2	0	3	0		
JOHNSTON, Zach	4.85	0-0	15	0	0	1	0	13.0	12	7	7	6	18	1.38	1	0	4	.255	2	3	0	2	0		
HARSCH, Marcelo	5.40	1-2	14	0	0	0	1	23.1	29	18	14	11	37	1.71	4	0	4	.290	5	2	0	1	0		
SCHMOLKE, Luke	5.87	0-0	10	0	0	0	0	7.2	9	6	5	8	8	2.22	1	0	2	.290	0	2	0	0	0		
WHYSONG, Nate	7.45	0-0	8	0	0	0	0	9.2	8	9	8	14	16	2.28	0	0	1	.216	0	2	0	0	0		
NICHOLSON, Grant	10.80	0-0	5	0	0	0	0	1.2	1	2	2	3	3	2.40	0	0	0	.167	0	2	0	0	0		
BRENNECKE, Ryan	13.50	0-0	5	0	0	0	0	3.1	5	5	5	6	5	3.30	2	0	0	.333	0	1	0	0	0		
WOOD, Tyler	27.00	0-0	4	0	0	0	0	1.1	1	4	4	7	3	6.00	0	0	1	.200	2	0	0	0	0		
Totals	4.82	29-17	46	0	2	8	381.0	335	226	204	204	522	1.41	68	7	59	.232	40	51	3	8	3			
Opponents	7.71	17-29	46	0	4	7	371.0	446	372	318	267	368	1.92	85	8	76	.295	49	56	0	18	8			

PB - Team(11): CONTE, Matt (9); KEENAN, Jimmy (2), Opp (6). Pickoffs - Team(8): BOWIE, Rhys (3); DALLAS, Matthew (1); BAGWELL, Cameron (1); JONES, Evan (1); RAY, Will (1); MARSTEN, Duncan (1), Opp (5). SBA/ATT - KEENAN, Jimmy (22-26); CONTE, Matt (22-26); COSTELLO, Andrew (3-3); DALLAS, Matthew (1-1).

WAKE FOREST BASEBALL



Wake Forest Baseball 2025-2026 Season

(As of Apr 29, 2026)

(Conference)

Wake Forest Overall Statistics

Conference Record: 11 - 13

PLAYER	AVG	GP-GS	AB	R	H	2B	3B	HR	XB	RBI	TB	SLG	BB	HP	K	GDP	OB%	SF	SH	SB-ATT	PO	A	E	FLD%	
LEWIS, Kade	.391	24-24	92	25	36	5	0	8	13	32	65	.707	15	0	17	4	.464	3	0	4-4	150	5	1	.994	
WILLIAMS, Javar	.323	24-24	93	30	30	6	0	7	13	18	57	.613	18	3	22	3	.443	1	2	11-13	43	0	0	1.000	
COSTELLO, Luke	.322	24-24	87	22	28	6	0	9	15	32	61	.701	12	5	20	2	.425	2	0	0-2	38	3	0	1.000	
SCHAAF, Blake	.310	22-18	71	17	22	7	1	3	11	12	40	.563	4	2	16	1	.359	1	0	1-1	18	36	1	.982	
STEIN, JD	.304	24-24	79	15	24	5	0	4	9	17	41	.519	13	0	13	2	.398	1	1	5-5	20	49	6	.920	
TORRES, Boston	.273	17-14	55	10	15	4	0	1	5	5	22	.400	8	3	9	1	.394	0	0	3-3	26	0	1	.963	
CONTE, Matt	.263	24-24	95	11	25	3	0	5	8	22	43	.453	9	0	29	4	.327	0	1	0-0	155	8	0	1.000	
WENTZ, Dalton	.253	24-24	91	22	23	5	0	3	8	10	37	.407	19	1	28	1	.384	1	0	1-1	17	41	9	.866	
MILLER, Jackson	.225	13-12	40	8	9	4	1	0	5	6	15	.375	6	1	17	1	.340	0	0	0-0	11	0	1	.917	
KEENAN, Jimmy	.209	14-13	43	11	9	2	0	3	5	11	20	.465	11	2	25	0	.393	0	0	0-0	100	3	2	.981	

COSTELLO, Andrew	.227	14-11	44	6	10	1	0	0	1	3	11	.250	4	0	9	0	.292	0	0	0-0	11	0	0	1.000	
HAWKE, Austin	.125	3-3	8	2	1	0	0	0	0	1	1	.125	3	0	5	1	.364	0	0	0-0	1	5	0	1.000	
PREISANO, Ryan	.000	1-1	2	0	0	0	0	0	0	0	0	.000	0	0	2	0	.000	0	0	0-0	6	0	0	1.000	
FIGUEROA, Tyler	.000	8-0	2	1	0	0	0	0	0	0	0	.000	1	0	1	0	.333	0	0	0-0	0	0	0	.000	
SERRANO, Jordan	.000	11-0	4	1	0	0	0	0	0	0	0	.000	0	0	4	0	.000	0	0	0-0	2	0	0	1.000	
Others																					9	41	8	.862	
Totals	.288	-	806	181	232	48	2	43	93	169	413	.512	123	17	217	20	.390	9	4	25-29	603	177	26	.968	
Opponents	.259	-	794	152	206	44	5	42	91	141	386	.486	112	22	252	14	.364	6	1	24-26	603	195	19	.977	

LOB - Team (172), Opp (176). DPs turned - Team (14), Opp (20). CI - Team (0), Opp (0). IBB - Team (3): COSTELLO, Luke (2); WILLIAMS, Javar (1). Picked off - Team (2): MILLER, Jackson (1); LEWIS, Kade (1).

PLAYER	ERA	W-L	APP	GS	CG	SHO	SV	IP	H	R	ER	BB	K	WHIP	2B	3B	HR	AVG	WP	HP	BK	SFA	SHA		
LEVONAS, Chris	3.70	5-3	8	8	0	0	0	41.1	30	19	17	20	56	1.21	6	1	5	.199	1	5	0	1	0		
DRESSLER, Troy	5.04	4-1	8	5	0	0	0	30.1	27	18	17	16	42	1.42	7	1	4	.229	7	0	0	0	0		
BAGWELL, Cameron	5.27	0-1	6	5	0	0	0	27.1	32	18	16	5	19	1.35	5	1	7	.288	0	2	0	0	0		
MORNINGSTAR, Blake	9.78	1-2	7	4	0	0	1	23.0	32	29	25	9	27	1.78	6	1	11	.311	1	3	0	0	1		
MARSTEN, Duncan	18.47	0-1	2	2	0	0	0	6.1	13	13	13	4	8	2.68	3	0	5	.394	1	0	0	0	0		

NICHOLSON, Grant	0.00	0-0	1	0	0	0	0	0.1	0	0	0	1	1	3.00	0	0	0	.000	0	0	0	0	0		
RAY, Will	3.18	0-0	7	0	0	0	2	5.2	9	2	2	2	5	1.94	1	0	1	.375	0	2	0	0	0		
JOHNSTON, Zach	3.38	0-0	7	0	0	0	0	5.1	3	2	2	4	9	1.31	1	0	2	.176	0	1	0	2	0		
BOSCH, Ryan	3.86	0-1	7	0	0	0	0	7.0	3	3	3	5	12	1.14	1	0	1	.136	1	0	0	2	0		
HARSCH, Marcelo	4.11	0-2	8	0	0	0	1	15.1	17	11	7	9	21	1.70	4	0	0	.266	2	1	0	1	0		
JONES, Evan	4.50	1-1	9	0	0	0	1	20.0	15	11	10	12	22	1.35	3	1	2	.205	2	2	2	0	0		
SCHMOLKE, Luke	6.75	0-0	4	0	0	0	0	4.0	7	3	3	5	5	3.00	1	0	1	.389	0	1	0	0	0		
BOWIE, Rhys	10.45	0-1	9	0	0	0	0	10.1	12	12	12	10	19	2.13	5	0	2	.300	5	3	0	0	0		
WOOD, Tyler	13.50	0-0	2	0	0	0	0	0.2	0	1	1	3	1	4.50	0	0	0	.000	2	0	0	0	0		
WHYSONG, Nate	15.75	0-0	3	0	0	0	0	4.0	4	7	7	6	5	2.50	0	0	1	.267	0	1	0	0	0		
BRENNECKE, Ryan	99.00	0-0	1	0	0	0	0	0.0	2	3	3	1	0	-	1	0	0	1.000	0	1	0	0	0		
Totals	6.18	11-13	24	24	0	0	5	201.0	206	152	138	112	252	1.58	44	5	42	.259	22	22	2	6	1		
Opponents	6.76	13-11	24	24	0	3	5	201.0	232	181	151	123	217	1.77	48	2	43	.288	19	17	0	9	4		

PB - Team(8): CONTE, Matt (7); KEENAN, Jimmy (1), Opp (1). Pickoffs - Team(3): JONES, Evan (1); RAY, Will (1); BOWIE, Rhys (1), Opp (2). SBA/ATT - CONTE, Matt (14-15); KEENAN, Jimmy (10-11).

WAKE FOREST BASEBALL



Wake Forest Baseball 2025-2026 Season

(As of Apr 29, 2026)

Last 10

Record: 5-5 Home: 4-1 Away: 0-4 Neutral: 1-0 Conference: 2-5 Extra Inn: 0-1
Vs. Ranked: 1-3

PLAYER	AVG	GP-GS	AB	R	H	2B	3B	HR	XB	RBI	TB	SLG	BB	HP	K	GDP	OB%	SF	SH	SB-ATT	PO	A	E	FLD%	
LEWIS, Kade	.514	10-10	37	13	19	1	0	7	8	21	41	1.108	6	1	8	2	.578	1	0	0-0	72	2	0	1.000	
SCHAAF, Blake	.441	10-9	34	11	15	3	0	4	7	11	30	.882	2	1	5	0	.486	0	0	2-2	12	25	1	.974	
STEIN, JD	.355	10-10	31	6	11	1	0	3	4	9	21	.677	7	1	6	1	.487	0	0	2-2	9	23	2	.941	
COSTELLO, Luke	.325	10-10	40	10	13	2	0	4	6	11	27	.675	4	1	10	1	.391	1	0	0-0	13	0	0	1.000	
MILLER, Jackson	.316	6-5	19	5	6	2	0	1	3	3	11	.579	2	1	5	0	.409	0	0	0-0	1	0	0	1.000	
TORRES, Boston	.273	7-6	22	6	6	0	0	2	2	2	12	.545	3	2	3	0	.407	0	0	1-1	4	0	0	1.000	
WENTZ, Dalton	.262	10-10	42	11	11	0	0	3	3	5	20	.476	4	1	13	0	.340	0	0	1-1	7	14	5	.808	
WILLIAMS, Javar	.257	10-10	35	12	9	2	0	2	4	8	17	.486	6	2	9	1	.378	2	1	6-7	12	0	0	1.000	
KEENAN, Jimmy	.222	7-6	18	6	4	0	0	2	2	4	10	.556	4	1	7	0	.391	0	0	0-0	43	0	0	1.000	
CONTE, Matt	.212	9-9	33	7	7	0	0	5	5	12	22	.667	6	0	11	2	.333	0	0	0-0	50	5	0	1.000	

PREISANO, Ryan	.250	1-1	4	2	1	0	0	0	0	1	1	.250	0	0	3	0	.250	0	0	0-0	5	0	0	1.000	
COSTELLO, Andrew	.188	6-4	16	3	3	0	0	1	1	3	6	.375	2	0	5	0	.278	0	0	0-0	14	1	0	1.000	
FIGUEROA, Tyler	.000	5-0	1	1	0	0	0	0	0	0	0	.000	1	0	0	0	.500	0	0	0-0	0	0	0	.000	
SERRANO, Jordan	.000	4-0	1	0	0	0	0	0	0	0	0	.000	0	0	1	0	.000	0	0	0-0	0	0	0	.000	
Others																					1	14	2	.882	
Totals	.315	-	333	93	105	11	0	34	45	90	218	.655	47	11	86	7	.413	4	1	12-13	243	84	10	.970	
Opponents	.273	-	319	58	87	17	2	12	31	55	144	.451	48	10	106	10	.383	2	1	16-16	240	73	6	.981	

LOB - Team (62), Opp (78). DPs turned - Team (10), Opp (7). CI - Team (0), Opp (0). IBB - Team (0): . Picked off - Team (2): MILLER, Jackson (1); LEWIS, Kade (1) .

PLAYER	ERA	W-L	APP	GS	CG	SHO	SV	IP	H	R	ER	BB	K	WHIP	2B	3B	HR	AVG	WP	HP	BK	SFA	SHA		
MARSTEN, Duncan	2.81	3-0	3	3	0	0	0	16.0	6	5	5	8	18	0.88	1	0	2	.115	1	1	0	0	0		
BAGWELL, Cameron	7.20	0-1	3	3	0	0	0	15.0	20	12	12	3	15	1.53	3	1	3	.323	0	2	0	0	0		
LEVONAS, Chris	7.36	1-1	2	2	0	0	0	7.1	8	6	6	8	13	2.18	2	0	1	.286	0	2	0	1	0		
DRESSLER, Troy	8.53	1-0	2	2	0	0	0	6.1	11	7	6	4	7	2.37	3	1	1	.355	3	0	0	0	0		

JOHNSTON, Zach	0.00	0-0	5	0	0	0	0	2.2	0	0	0	2	5	0.75	0	0	0	.000	0	1	0	0	0		
BRENNECKE, Ryan	0.00	0-0	1	0	0	0	0	0.2	0	0	0	1	2	1.50	0	0	0	.000	0	0	0	0	0		
NICHOLSON, Grant	0.00	0-0	1	0	0	0	0	0.1	0	0	0	0	1	0.00	0	0	0	.000	0	0	0	0	0		
RAY, Will	1.93	0-0	4	0	0	0	1	4.2	6	1	1	2	7	1.71	0	0	1	.333	0	2	0	0	0		
BOSCH, Ryan	3.00	0-1	4	0	0	0	0	3.0	1	1	1	3	3	1.33	0	0	0	.100	1	1	0	0	0		
JONES, Evan	3.18	0-0	2	0	0	0	0	5.2	5	3	2	4	6	1.59	3	0	0	.227	2	0	1	0	0		
HARSCH, Marcelo	6.43	0-1	4	0	0	0	0	7.0	12	6	5	4	10	2.29	1	0	1	.387	2	0	0	1	0		
MORNINGSTAR, Blake	9.00	0-0	3	0	0	0	1	7.0	11	7	7	1	7	1.71	1	0	2	.344	0	0	0	0	1		
BOWIE, Rhys	13.50	0-1	3	0	0	0	0	4.2	6	7	7	6	10	2.57	3	0	0	.316	6	1	0	0	0		
WOOD, Tyler	40.50	0-0	1	0	0	0	0	0.2	1	3	3	2	2	4.50	0	0	1	.333	0	0	0	0	0		
Totals	6.11	5-5	10	0	0	2	2	81.0	87	58	55	48	106	1.67	17	2	12	.273	15	10	1	2	1		
Opponents	9.00	5-5	10	0	1	2	2	80.0	105	93	80	47	86	1.90	11	0	34	.315	10	11	0	4	1		

PB - Team(3): CONTE, Matt (3) , Opp (0). Pickoffs - Team(2): RAY, Will (1); BOWIE, Rhys (1) , Opp (2). SBA/ATT - CONTE, Matt (9-9); KEENAN, Jimmy (4-4); COSTELLO, Andrew (3-3) .

WAKE FOREST BASEBALL



Wake Forest Baseball 2025-2026 Season

(As of Apr 29, 2026)

Last 5

Record: 2-3 Home: 1-0 Away: 0-3 Neutral: 1-0 Conference: 0-3 Extra Inn: 0-0
Vs. Ranked: 0-3

PLAYER	AVG	GP-GS	AB	R	H	2B	3B	HR	XB	RBI	TB	SLG	BB	HP	K	GDP	OB%	SF	SH	SB-ATT	PO	A	E	FLD%	
LEWIS, Kade	.450	5-5	20	7	9	1	0	4	5	11	22	1.100	1	1	5	1	.500	0	0	0-0	32	1	0	1.000	
SCHAAF, Blake	.368	5-5	19	5	7	1	0	2	3	4	14	.737	1	0	2	0	.400	0	0	1-1	7	13	1	.952	
STEIN, JD	.357	5-5	14	2	5	1	0	1	2	6	9	.643	4	1	4	0	.526	0	0	2-2	4	11	0	1.000	
TORRES, Boston	.333	3-3	9	3	3	0	0	1	1	1	6	.667	2	2	2	0	.538	0	0	0-0	2	0	0	1.000	
MILLER, Jackson	.300	3-3	10	3	3	2	0	0	2	2	5	.500	2	1	2	0	.462	0	0	0-0	1	0	0	1.000	
WENTZ, Dalton	.273	5-5	22	3	6	0	0	2	2	2	12	.545	1	0	7	0	.304	0	0	0-0	2	3	2	.714	
COSTELLO, Luke	.200	5-5	20	5	4	0	0	2	2	3	10	.500	3	0	4	1	.304	0	0	0-0	7	0	0	1.000	
CONTE, Matt	.176	5-5	17	3	3	0	0	3	3	5	12	.706	4	0	7	0	.333	0	0	0-0	30	4	0	1.000	
KEENAN, Jimmy	.143	2-2	7	0	1	0	0	0	0	0	1	.143	0	0	3	0	.143	0	0	0-0	21	0	0	1.000	
WILLIAMS, Javar	.118	5-5	17	4	2	0	0	0	0	2	2	.118	2	1	6	0	.227	2	1	2-2	7	0	0	1.000	

PREISANO, Ryan	.250	1-1	4	2	1	0	0	0	0	1	1	.250	0	0	3	0	.250	0	0	0-0	5	0	0	1.000	
COSTELLO, Andrew	.200	2-1	5	1	1	0	0	1	1	1	4	.800	0	0	3	0	.200	0	0	0-0	2	0	0	1.000	
Others																					0	5	2	.714	
Totals	.274	-	164	38	45	5	0	16	21	38	98	.598	20	6	48	2	.370	2	1	5-5	120	37	5	.969	
Opponents	.242	-	153	31	37	8	0	7	15	29	66	.431	25	6	56	4	.366	2	0	6-6	123	40	4	.976	

LOB - Team (32), Opp (35). DPs turned - Team (4), Opp (2). CI - Team (0), Opp (0). IBB - Team (0): . Picked off - Team (1): MILLER, Jackson (1) .

PLAYER	ERA	W-L	APP	GS	CG	SHO	SV	IP	H	R	ER	BB	K	WHIP	2B	3B	HR	AVG	WP	HP	BK	SFA	SHA		
MARSTEN, Duncan	1.64	2-0	2	2	0	0	0	11.0	2	2	2	4	11	0.55	0	0	1	.061	0	1	0	0	0		
BAGWELL, Cameron	7.94	0-0	1	1	0	0	0	5.2	5	5	5	3	10	1.41	1	0	2	.217	0	1	0	0	0		
DRESSLER, Troy	9.00	0-0	1	1	0	0	0	3.0	6	3	3	1	4	2.33	2	0	1	.400	3	0	0	0	0		
LEVONAS, Chris	11.25	0-1	1	1	0	0	0	4.0	6	5	5	3	7	2.25	1	0	1	.353	0	2	0	1	0		

JONES, Evan	0.00	0-0	1	0	0	0	0	3.0	2	1	0	1	3	1.00	1	0	0	.167	2	0	0	0	0		
JOHNSTON, Zach	0.00	0-0	3	0	0	0	0	1.2	0	0	0	1	3	0.60	0	0	0	.000	0	0	0	0	0		
RAY, Will	0.00	0-0	2	0	0	0	1	2.2	2	0	0	2	4	1.50	0	0	0	.250	0	1	0	0	0		
BRENNECKE, Ryan	0.00	0-0	1	0	0	0	0	0.2	0	0	0	1	2	1.50	0	0	0	.000	0	0	0	0	0		
NICHOLSON, Grant	0.00	0-0	1	0	0	0	0	0.1	0	0	0	0	1	0.00	0	0	0	.000	0	0	0	0	0		
BOSCH, Ryan	6.75	0-1	2	0	0	0	0	1.1	1	1	1	3	2	3.00	0	0	0	.200	1	1	0	0	0		
HARSCH, Marcelo	10.13	0-0	2	0	0	0	0	2.2	5	3	3	1	3	2.25	1	0	0	.417	1	0	0	1	0		
MORNINGSTAR, Blake	18.00	0-0	1	0	0	0	0	2.0	4	4	4	0	2	2.00	0	0	1	.400	0	0	0	0	0		
BOWIE, Rhys	27.00	0-1	1	0	0	0	0	1.1	3	4	4	3	2	4.50	2	0	0	.429	2	0	0	0	0		
WOOD, Tyler	40.50	0-0	1	0	0	0	0	0.2	1	3	3	2	2	4.50	0	0	1	.333	0	0	0	0	0		
Totals	6.75	2-3	5	0	0	1	40.0	37	31	30	25	56	1.55	8	0	7	.242	9	6	0	2	0			
Opponents	7.68	3-2	5	0	0	2	41.0	45	38	35	20	48	1.59	5	0	16	.274	5	6	0	2	1			

PB - Team(1): CONTE, Matt (1) , Opp (0). Pickoffs - Team(1): RAY, Will (1) , Opp (1). SBA/ATT - KEENAN, Jimmy (3-3) ;CONTE, Matt (3-3) .

WAKE FOREST BASEBALL



Wake Forest Baseball 2025-2026 Season

(As of Apr 29, 2026)

Wake Forest Team Game-by-Game Batting

DATE	OPPONENT	AB	R	H	RBI	2B	3B	HR	TB	AVG	BB	IBB	SB	CS	HBP	SAC	SF	GDP	K	LOB	PO	A	E
02-13	vs. Houston (N)	35	2	7	2	2	0	0	9	.200	4	0	1	0	0	0	0	1	5	10	24	3	1
02-14	vs. Washington (N)	29	5	6	4	3	0	0	9	.207	6	0	1	0	1	0	0	1	9	7	27	3	2
02-15	vs. Indiana St. (N)	38	10	10	9	2	0	1	15	.263	9	0	5	0	2	0	0	0	6	12	27	6	2
02-17	High Point	29	7	7	6	1	1	0	10	.241	8	0	4	1	1	0	1	2	11	8	27	7	2
02-20	Siena	37	11	11	11	1	0	4	24	.297	6	0	1	0	3	0	0	0	9	9	27	7	1
02-21	Siena	33	8	8	7	0	1	0	10	.242	8	0	4	0	3	0	0	0	8	12	27	5	0
02-22	Siena	27	15	11	13	3	0	3	23	.407	15	0	1	1	0	1	1	1	5	11	21	2	0
02-24	at UNCG	36	5	9	5	1	1	0	12	.250	6	0	3	0	2	0	0	0	7	12	27	6	0
02-27	Loyola Marymount University	31	12	9	11	3	0	1	15	.290	5	0	1	1	6	0	0	1	3	4	24	5	0
02-27	Davidson	33	7	10	7	2	0	0	12	.303	6	0	1	0	2	0	1	0	10	11	27	3	0
02-28	Loyola Marymount University	30	15	14	14	5	0	3	28	.467	8	0	0	0	1	1	1	1	2	7	21	5	0
03-01	Davidson	32	16	15	15	3	0	3	27	.469	12	0	4	0	2	0	1	1	0	10	21	7	0
03-04	at App State	34	9	9	8	1	0	2	16	.265	9	0	1	0	2	0	1	1	10	10	27	7	4
03-06	Stanford	38	7	15	6	3	0	0	18	.395	1	0	1	0	0	0	0	1	7	8	27	6	0
03-07	Stanford	38	12	14	12	1	1	2	23	.368	10	0	1	0	0	0	0	0	14	12	27	6	1
03-07	Stanford	35	14	14	14	3	0	3	26	.400	7	0	1	0	2	0	2	1	9	8	27	10	2
03-10	at Coastal Carolina	34	4	9	4	0	0	1	12	.265	6	0	1	1	2	1	0	1	10	12	24	9	3
03-13	Florida State	22	0	2	0	0	0	0	2	.091	2	0	0	1	0	0	0	0	11	3	21	6	1
03-14	Florida State	28	0	1	0	1	0	0	2	.036	2	0	0	0	0	0	0	0	16	3	27	4	0
03-15	Florida State	36	6	9	6	0	0	3	18	.250	6	0	0	0	0	0	1	0	13	10	27	12	1
03-17	Liberty	26	11	10	10	2	0	2	18	.385	9	0	1	0	4	1	0	2	5	10	21	6	0
03-20	at Virginia	36	6	11	5	2	0	1	16	.306	5	0	1	0	0	0	2	1	12	10	24	3	3
03-21	at Virginia	43	13	16	12	4	1	2	28	.372	11	0	2	0	0	0	0	0	12	14	27	5	1
03-22	at Virginia	31	4	7	4	3	0	0	10	.226	2	0	2	0	1	0	0	0	2	5	22	4	0
03-24	Elon	33	11	12	8	1	0	1	16	.364	6	0	3	0	1	0	0	1	4	7	21	7	0
03-27	California	34	9	8	5	3	0	0	11	.235	1	0	3	0	2	1	0	0	10	5	27	10	2
03-28	California	30	4	8	4	3	0	1	14	.267	5	2	1	0	1	1	0	1	4	9	27	8	2
03-29	California	35	3	10	3	1	0	1	14	.286	3	0	1	1	0	0	0	1	11	7	27	5	1
03-31	at High Point	29	0	4	0	2	0	0	6	.138	4	0	0	0	1	0	0	2	3	7	24	12	0
04-01	vs. Clemson (N)	29	15	14	15	2	3	1	25	.483	5	0	0	0	2	0	2	0	6	5	21	5	1
04-03	at Pitt	34	8	7	8	0	0	4	19	.206	9	0	0	0	2	0	0	1	11	10	27	4	0
04-04	at Pitt	38	22	17	20	8	0	3	34	.447	7	0	1	0	1	0	1	0	6	4	21	4	0
04-05	at Pitt	27	3	6	3	1	0	0	7	.222	6	0	2	1	1	1	0	4	4	5	26	11	1
04-07	vs. Coastal Carolina (N)	32	1	6	1	1	0	0	7	.188	3	0	0	1	1	0	0	0	12	8	27	4	2
04-10	at Miami FL	32	1	7	1	3	0	0	10	.219	5	0	0	0	0	0	0	3	6	9	24	11	1
04-11	at Miami FL	35	3	8	3	3	0	0	11	.229	3	1	0	0	0	0	0	0	9	8	27	8	1
04-12	at Miami FL	29	0	4	0	1	0	0	5	.138	1	0	1	1	0	0	0	2	8	3	24	11	0
04-14	Coastal Carolina	39	10	15	10	1	0	5	31	.385	3	0	1	0	1	0	0	0	8	9	27	9	0
04-17	NC State	34	22	16	21	0	0	6	34	.471	9	0	2	0	2	0	1	0	10	6	21	4	1
04-18	NC State	31	18	16	16	1	0	5	32	.516	7	0	1	0	2	0	1	0	5	4	21	8	2
04-19	NC State	36	5	9	5	3	0	2	18	.250	7	0	2	0	0	0	0	3	7	8	30	15	2
04-21	UNCG	28	14	10	14	1	0	5	26	.357	4	0	2	0	1	0	1	0	9	2	21	6	1
04-24	at Georgia Tech	34	5	9	5	0	0	2	15	.265	4	0	1	0	0	1	0	1	12	7	24	6	3
04-25	at Georgia Tech	36	11	11	11	3	0	5	29	.306	6	0	1	0	2	0	0	1	12	6	24	10	0
04-26	at Georgia Tech	34	5	7	5	1	0	3	17	.206	4	0	1	0	1	0	1	0	6	8	24	6	1
04-28	vs. App State (N)	32	3	8	3	0	0	1	11	.250	2	0	0	0	2	0	0	0	9	9	27	9	0
Totals		1512	372	446	346	85	8	76	775	.295	267	3	60	9	56	8	18	35	368	364	1143	310	45

WAKE FOREST BASEBALL



Wake Forest Baseball 2025-2026 Season

(As of Apr 29, 2026)

Wake Forest Team Game-by-Game Pitching

DATE	OPPONENT	IP	H	R	ER	BB	K	2B	3B	HR	WP	BK	HBP	DP	IBB	SCORE	W-L	SV	ERA
02-13	vs. Houston (N)	8.0	8	8	7	6	7	2	0	0	1	0	3	0	1	2-8	0-1	0	7.88
02-14	vs. Washington (N)	9.0	4	0	0	6	20	3	0	0	1	0	2	0	0	5-0	1-1	0	3.71
02-15	vs. Indiana St. (N)	9.0	5	1	1	2	15	2	0	0	0	0	4	0	0	10-1	2-1	0	2.77
02-17	High Point	9.0	6	6	5	7	12	2	0	1	0	0	1	1	0	7-6	3-1	1	3.34
02-20	Siena	9.0	8	7	7	6	15	0	0	3	0	0	0	1	0	11-7	4-1	0	4.09
02-21	Siena	9.0	5	1	1	2	18	1	0	0	0	0	0	0	0	8-1	5-1	0	3.57
02-22	Siena	7.0	6	1	1	8	17	3	0	0	0	0	0	0	0	15-1	6-1	0	3.30
02-24	at UNCG	9.0	5	1	1	3	11	1	0	0	0	0	1	1	0	5-1	7-1	1	3.00
02-27	Loyola Marymount University	8.0	6	2	2	4	9	1	0	0	1	0	2	2	0	12-2	8-1	0	2.92
02-27	Davidson	9.0	4	1	1	1	18	1	0	0	1	0	0	0	0	7-1	9-1	0	2.72
02-28	Loyola Marymount University	7.0	5	4	4	2	15	0	0	2	2	0	0	0	0	15-4	10-1	0	2.90
03-01	Davidson	7.0	12	6	6	4	9	1	0	2	0	0	2	1	0	16-6	11-1	0	3.24
03-04	at App State	9.0	10	8	3	3	10	1	2	3	0	0	2	0	0	9-8	12-1	0	3.22
03-06	Stanford	9.0	6	4	4	2	16	2	0	3	0	0	0	1	0	7-4	13-1	1	3.28
03-07	Stanford	9.0	10	9	9	10	15	3	0	2	1	0	0	1	0	12-9	14-1	1	3.69
03-07	Stanford	9.0	13	10	10	4	12	3	0	5	3	0	1	0	0	14-10	15-1	0	4.10
03-10	at Coastal Carolina	8.0	10	10	9	7	8	0	0	1	0	1	2	1	0	4-10	15-2	0	4.44
03-13	Florida State	7.0	12	10	9	7	5	3	0	5	0	0	0	1	2	0-10	15-3	0	4.77
03-14	Florida State	9.0	4	2	2	5	16	0	0	1	0	0	1	0	0	0-2	15-4	0	4.61
03-15	Florida State	9.0	11	12	12	4	11	1	0	4	1	0	1	0	0	6-12	15-5	0	5.01
03-17	Liberty	7.0	1	0	0	1	9	0	0	0	0	0	0	0	0	11-0	16-5	0	4.81
03-20	at Virginia	8.0	7	10	5	4	11	2	1	1	0	0	2	0	1	6-10	16-6	0	4.84
03-21	at Virginia	9.0	7	4	3	7	13	2	0	2	0	0	1	0	0	13-4	17-6	0	4.76
03-22	at Virginia	7.1	12	14	14	12	9	2	1	1	2	1	2	1	1	4-14	17-7	0	5.21
03-24	Elon	7.0	1	1	1	5	10	0	0	0	3	0	3	0	0	11-1	18-7	0	5.08
03-27	California	9.0	9	5	3	1	5	0	0	3	0	0	0	0	0	9-5	19-7	0	4.99
03-28	California	9.0	5	1	1	1	15	0	0	0	1	0	1	0	0	4-1	20-7	1	4.83
03-29	California	9.0	7	5	5	5	15	2	0	3	1	0	0	0	0	3-5	20-8	0	4.84
03-31	at High Point	8.0	4	1	1	2	7	2	0	0	0	0	0	2	0	0-1	20-9	0	4.72
04-01	vs. Clemson (N)	7.0	8	4	4	4	9	1	0	1	3	0	1	0	0	15-4	21-9	0	4.73
04-03	at Pitt	9.0	3	2	2	3	9	0	1	0	0	0	3	0	0	8-2	22-9	0	4.63
04-04	at Pitt	7.0	10	8	8	4	13	4	0	3	1	0	1	0	0	22-8	23-9	0	4.78
04-05	at Pitt	8.2	8	4	3	3	6	3	0	1	0	0	2	2	0	3-4	23-10	0	4.73
04-07	vs. Coastal Carolina (N)	9.0	8	2	2	4	13	1	0	0	2	0	3	1	0	1-2	23-11	0	4.64
04-10	at Miami FL	8.0	5	3	2	2	5	2	0	0	1	0	0	0	0	1-3	23-12	0	4.58
04-11	at Miami FL	9.0	3	1	1	5	8	0	0	0	0	0	0	0	0	3-1	24-12	1	4.47
04-12	at Miami FL	8.0	12	8	8	2	4	2	1	2	0	0	1	0	0	0-8	24-13	0	4.59
04-14	Coastal Carolina	9.0	10	5	5	5	16	2	0	2	2	0	1	0	0	10-5	25-13	0	4.60
04-17	NC State	7.0	5	1	1	5	12	1	0	0	0	0	1	0	0	22-1	26-13	1	4.53
04-18	NC State	7.0	11	7	6	6	7	3	1	1	0	1	0	2	0	18-7	27-13	0	4.60
04-19	NC State	10.0	12	6	5	5	11	1	0	0	4	0	1	1	1	5-6	27-14	0	4.59
04-21	UNCG	7.0	1	3	3	6	11	0	0	1	0	0	0	1	0	14-3	28-14	0	4.58
04-24	at Georgia Tech	8.0	8	6	5	4	12	2	0	1	2	0	2	1	0	5-6	28-15	0	4.60
04-25	at Georgia Tech	8.0	18	14	14	4	8	5	0	2	5	0	0	0	1	11-14	28-16	0	4.85
04-26	at Georgia Tech	8.0	8	6	6	7	14	1	0	2	0	0	2	0	1	5-6	28-17	0	4.89
04-28	vs. App State (N)	9.0	2	2	2	4	11	0	0	1	2	0	2	1	0	3-2	29-17	1	4.82
Totals		381.0	335	226	204	204	522	68	7	59	40	3	51	22	8	-	29-17	8	4.82



Wake Forest Baseball 2025-2026 Season

(As of Apr 29, 2026)

Wake Forest Multi-hit/RBI/Run Games and Hitting Streaks

MULTIPLE HIT GAMES	2	3	4	5+	TOTAL
LEWIS, Kade	15	7	0	0	22
WILLIAMS, Javar	13	4	1	0	18
WENTZ, Dalton	8	6	0	0	14
CONTE, Matt	12	1	0	0	13
MILLER, Jackson	7	3	0	0	10
STEIN, JD	10	0	0	0	10
SCHAAF, Blake	8	1	1	0	10
COSTELLO, Luke	6	2	1	0	9
TORRES, Boston	3	1	0	0	4
COSTELLO, Andrew	4	0	0	0	4
KEENAN, Jimmy	3	0	0	0	3
RUBINO, Nick	1	0	0	0	1

MULTIPLE RBI GAMES	2	3	4	5+	TOTAL
LEWIS, Kade	12	2	2	0	16
COSTELLO, Luke	6	2	2	3	13
WENTZ, Dalton	6	2	2	0	10
CONTE, Matt	4	4	2	0	10
STEIN, JD	5	3	1	0	9
WILLIAMS, Javar	4	1	3	0	8
KEENAN, Jimmy	2	4	0	0	6
MILLER, Jackson	2	2	0	1	5
SCHAAF, Blake	4	0	0	1	5
TORRES, Boston	2	0	0	0	2
COSTELLO, Andrew	1	1	0	0	2
RUBINO, Nick	1	0	0	0	1
PREISANO, Ryan	0	1	0	0	1

HITTING STREAKS	LONGEST	CURRENT
LEWIS, Kade	11	9
WENTZ, Dalton	10	5
MILLER, Jackson	9	0
SCHAAF, Blake	8	1
COSTELLO, Luke	8	0
CONTE, Matt	8	0
KEENAN, Jimmy	7	1
WILLIAMS, Javar	6	1
STEIN, JD	5	0
TORRES, Boston	4	3
COSTELLO, Andrew	4	1
SERRANO, Jordan	2	0
RUBINO, Nick	1	1
PREISANO, Ryan	1	1
FIGUEROA, Tyler	1	0
HAWKE, Austin	1	0

MULTIPLE RUN GAMES	2	3	4	5+	TOTAL
WILLIAMS, Javar	12	3	1	0	16
LEWIS, Kade	11	4	0	0	15
WENTZ, Dalton	10	3	1	0	14
COSTELLO, Luke	11	1	1	0	13
SCHAAF, Blake	4	2	1	0	7
CONTE, Matt	6	0	1	0	7
MILLER, Jackson	5	0	0	0	5
COSTELLO, Andrew	4	1	0	0	5
STEIN, JD	2	1	1	0	4
KEENAN, Jimmy	3	0	1	0	4
TORRES, Boston	2	0	0	0	2
PREISANO, Ryan	1	0	0	0	1

REACHED SAFELY STREAKS (H,BB,IBB,HBP)	LONGEST	CURRENT
COSTELLO, Luke	22	4
WILLIAMS, Javar	22	4
WENTZ, Dalton	18	18
SCHAAF, Blake	16	1
LEWIS, Kade	15	9
KEENAN, Jimmy	14	1
CONTE, Matt	12	3
MILLER, Jackson	11	0
TORRES, Boston	10	3
STEIN, JD	9	9
HAWKE, Austin	7	0
COSTELLO, Andrew	6	1
FIGUEROA, Tyler	2	1
PREISANO, Ryan	2	1
SERRANO, Jordan	2	0
RUBINO, Nick	1	1

REACHED BASE STREAKS (H,BB,IBB,HBP,C,I,E,FC)	LONGEST	CURRENT
COSTELLO, Luke	27	27
WILLIAMS, Javar	22	4
WENTZ, Dalton	18	18
SCHAAF, Blake	18	15
LEWIS, Kade	15	9
TORRES, Boston	15	3
KEENAN, Jimmy	14	1
CONTE, Matt	12	3
MILLER, Jackson	11	5
STEIN, JD	9	9
COSTELLO, Andrew	7	1
HAWKE, Austin	7	0
FIGUEROA, Tyler	2	1
PREISANO, Ryan	2	1
SERRANO, Jordan	2	0
RUBINO, Nick	1	1



0 | INF

CUYLER BAXTER

So. | 6'0" | 185 | S/R
Greensboro, N.C.
Greensboro Day

NOTES

- Appeared in nine games as a freshman
- First career hit against Long Island
- Collected his first hit in ACC play at North Carolina

SEASON HIGHS

.....	AB	1, 8x, last - at Stanford (4/27/25)
.....	H	1, 2x, last - at North Carolina (4/12/25)
.....	R	
.....	2B	
.....	HR	
.....	RBI	

CAREER HIGHS

CAREER STATS

HITTING	G	AVG	OBP	SLG	OPS	PA	AB	H	R	RBI	2B	3B	HR	BB	SO	IBB	KL	SH	SF	GDP	SB	CS	SB%	PCKD
2025	9	.250	.333	.250	.583	9	8	2	0	0	0	0	0	1	3	0	1	0	0	0	0	0	0	0
TOTAL	9	.250	.333	.250	.583	9	8	2	0	0	0	0	0	1	3	0	1	0	0	0	0	0	0	0



1 | INF

DALTON WENTZ

So. | 6'2" | 215 | S/R
Madison Heights, VA
Amherst County HS

NOTES

- Has logged six hits during his current five-game hitting streak
- Recorded his 13th home run of the season against Georgia Tech
- Notched his sixth three-hit performance of the season in the 22-8 win over Pitt

SEASON HIGHS

5, 11x, last - at Georgia Tech (4/26/26).....	AB	7, at Stanford (4/25/25)
3, 6x, last - at Pitt (4/4/26).....	H	4, Princeton (3/2/25)
4, at Pitt (4/4/26).....	R	4, at Pitt (4/4/26)
2, Stanford (3/7/26).....	2B	3, Princeton (3/2/25)
2, Siena (2/20/26).....	HR	2, 3x, last - Siena (2/20/26)
4, 2x, last - Elon (3/24/26).....	RBI	5, at Florida State (4/5/25)

CAREER HIGHS

CAREER STATS

HITTING	G	AVG	OBP	SLG	OPS	PA	AB	H	R	RBI	2B	3B	HR	BB	SO	IBB	KL	SH	SF	GDP	SB	CS	SB%	PCKD
2025	57	.316	.393	.566	.959	244	212	67	48	50	14	0	13	26	66	0	19	1	3	0	3	1	75.0	0
2026	46	.297	.423	.589	1.012	215	175	52	50	36	13	1	12	37	51	0	12	0	1	2	2	1	66.7	0
TOTAL	103	.307	.407	.576	.984	459	387	119	98	86	27	1	25	63	117	0	31	1	4	2	5	2	71.4	0



2 | RHP

WILL RAY

FF | FT | SL | CH | CT

Sr. | 6'2" | 215 | L/R
Mars, PA
Pittsburgh Central Catholic

NOTES

- Recorded a pair of strikeouts in 1.1 innings in back-to-back outings against App State and Georgia Tech
- Logged two punchouts in a scoreless inning of work in the win over Coastal Carolina

SEASON HIGHS

1.1, 2x, last - vs. App State (4/28/26).....	IP	2.2, at Notre Dame (4/28/24)
0, 3x, last - vs. App State (4/28/26).....	H (min 1.0 IP)	0, 20x, last - vs. App State (4/28/26)
0, 7x, last - vs. App State (4/28/26).....	ER (min 1.0 IP)	0, 34x, last - vs. App State (4/28/26)
2, 6x, last - vs. App State (4/28/26).....	SO	4, 2x, last - St. John's (2/23/25)
0, 6x, last - NC State (4/18/26).....	BB (min 1.0 IP)	0, 26x, last - NC State (4/18/26)
29, at Georgia Tech (4/26/26).....	TP	41, at Notre Dame (4/28/24)

CAREER HIGHS

CAREER STATS

PITCHING	APP	GS	W	L	SV	ERA	IP	H	R	ER	BB	K	WHIP	KRATE	AVG	BF	2B	3B	HR	WP	HBP	BK	GDP	CG	SHO	GF
2023	18	0	1	1	0	5.40	11.2	6	9	7	9	9	1.29	6.9	.150	51	0	0	3	0	1	0	1	0	0	4
2024	33	0	0	2	2	3.68	44.0	33	24	18	24	37	1.30	7.6	.209	198	6	0	5	3	13	3	5	0	0	5
2025	7	0	0	0	0	0.00	7.1	3	0	0	1	14	0.55	17.2	.111	29	0	0	0	0	1	0	0	0	0	1
2026	13	0	1	0	3	1.64	11.0	11	2	2	3	14	1.27	11.5	.268	47	1	0	1	0	3	0	0	0	0	8
TOTAL	71	0	2	3	5	3.28	74.0	53	35	27	37	74	1.22	9.0	.199	325	7	0	9	3	18	3	6	0	0	18



3 | INF

JD STEIN

Fr. | 5'8" | 180 | R/R
Carmel, IN
Carmel HS

NOTES

- Batting .355 with 11 hits, three home runs and nine RBIs over his last five games
- Recorded his 10th multi-hit performance in the series finale at Georgia Tech
- Went 2-for-2 with a home run and a career-high four RBIs in the win over UNCG

SEASON HIGHS

5, 5x, last - NC State (4/17/26).....**AB**..... 5, 5x, last - NC State (4/17/26)
2, 10x, last - at Georgia Tech (4/26/26).....**H**..... 2, 10x, last - at Georgia Tech (4/26/26)
4, at Pitt (4/4/26).....**R**..... 4, at Pitt (4/4/26)
1, 8x, last - at Georgia Tech (4/26/26).....**2B**..... 1, 8x, last - at Georgia Tech (4/26/26)
1, 5x, last - UNCG (4/21/26).....**HR**..... 1, 5x, last - UNCG (4/21/26)
4, UNCG (4/21/26).....**RBI**..... 4, UNCG (4/21/26)

CAREER HIGHS

CAREER STATS

HITTING	G	AVG	OBP	SLG	OPS	PA	AB	H	R	RBI	2B	3B	HR	BB	SO	IBB	KL	SH	SF	GDP	SB	CS	SB%	PCKD
2026	44	.270	.383	.433	.815	175	141	38	27	34	8	0	5	21	26	0	9	2	5	4	9	1	90.0	0
TOTAL	44	.270	.383	.433	.815	175	141	38	27	34	8	0	5	21	26	0	9	2	5	4	9	1	90.0	0



4 | RHP

BLAKE MORNINGSTAR

FF | CH | CT | SL | FT | CB
Jr. | 6'4" | 215 | R/R
Wyalusing, Pa
Wyalusing Valley HS

NOTES

- Notched five strikeouts in 3.0 scoreless innings in the series opener against NC State
- Named ACC Pitcher of the Week after a dominant performance against Standord
- Recorded a career-high 11 strikeouts in the ACC opener against the Cardinal

SEASON HIGHS

7.0, LMU (2/27/26).....**IP**..... 7.0, 2x, last - LMU (2/27/26)
2, Stanford (3/6/26).....**H (min 1.0 IP)**..... 0, 6x, last - vs. Pitt (5/22/24)
0, 2x, last - NC State (4/17/26).....**ER (min 1.0 IP)**..... 0, 14x, last - NC State (4/17/26)
11, Stanford (3/6/26).....**SO**..... 11, Stanford (3/6/26)
0, 2x, last - at Georgia Tech (4/26/26).....**BB (min 1.0 IP)**..... 0, 10x, last - at Georgia Tech (4/26/26)
99, Stanford (3/6/26).....**TP**..... 108, at Louisville (5/15/25)

CAREER HIGHS

CAREER STATS

PITCHING	APP	GS	W	L	SV	ERA	IP	H	R	ER	BB	K	WHIP	KRATE	AVG	BF	2B	3B	HR	WP	HBP	BK	GDP	CG	SHO	GF
2024	28	1	2	1	0	7.45	29.0	32	25	24	16	38	1.66	11.8	.278	136	7	0	10	9	5	0	2	0	0	7
2025	16	14	6	2	0	3.87	79.0	71	45	34	32	93	1.30	10.6	.235	347	13	0	10	5	8	2	3	0	0	0
2026	10	7	2	3	1	8.51	37.0	45	40	35	16	44	1.65	10.7	.288	181	7	1	13	3	7	0	2	0	0	1
TOTAL	54	22	10	6	1	5.77	145.0	148	110	93	64	175	1.46	10.9	.258	664	27	1	33	17	20	2	7	0	0	8



5 | RHP

MARCELO HARSCH

FF | FT | CH | SL | CT | CB
Fr. | 6'5" | 185 | R/R
Montclair, NJ
Seton Hall Prep

NOTES

- Tossed a scoreless frame in the midweek win over App State
- Tallied four punchouts in 1.2 innings against Coastal Carolina
- Pitched 2.2 scoreless innings at Miami

SEASON HIGHS

2.2, 4x, last - vs. NC State (4/19/26).....**IP**..... 2.2, 4x, last - NC State (4/19/26)
0, 4x, last - vs. App State (4/28/26).....**H (min 1.0 IP)**..... 0, 4x, last - vs. App State (4/28/26)
0, 6x, last - vs. App State (4/28/26).....**ER (min 1.0 IP)**..... 0, 6x, last - vs. App State (4/28/26)
5, 2x, last - Cal (3/28/26).....**SO**..... 5, 2x, last - Cal (3/28/26)
0, 5x, last - at Georgia Tech (4/25/26).....**BB (min 1.0 IP)**..... 0, 5x, last - at Georgia Tech (4/25/26)
51, NC State (4/19/26).....**TP**..... 51, NC State (4/19/26)

CAREER HIGHS

CAREER STATS

PITCHING	APP	GS	W	L	SV	ERA	IP	H	R	ER	BB	K	WHIP	KRATE	AVG	BF	2B	3B	HR	WP	HBP	BK	GDP	CG	SHO	GF
2026	14	0	1	2	1	5.40	23.1	29	18	14	11	37	1.71	14.3	.290	114	4	0	4	5	2	0	0	0	0	6
TOTAL	14	0	1	2	1	5.40	23.1	29	18	14	11	37	1.71	14.3	.290	114	4	0	4	5	2	0	0	0	0	6



6 | INF

KADE LEWIS

Jr. | 6'3" | 220 | L/R

Sartell, MN

Butler

NOTES

- Has recorded 36 hits, eight home runs and a conference-best 32 RBIs while maintaining a team-best .391 batting average in ACC play
- Logged six hits, including four home runs, nine RBIs and four runs scored in the Georgia Tech series
- Named Golden Spikes and ACC Player of the Week after going 8-for-10 with nine RBIs and three home runs against NC State

SEASON HIGHS

5, 11x, last - at Georgia Tech (4/26/26) **AB** 6, 5x, last - vs. Miami (OH) (5/31/25)
 3, 7x, last - at Georgia Tech (4/25/26) **H** 4, 3x, last - at Stanford (4/26/25)
 3, 4x, last - UNCG (4/21/26) **R** 3, 8x, last - UNCG (4/21/26)
 2, Stanford (3/6/26) **2B** 3, Notre Dame (3/9/25)
 2, at Georgia Tech (4/25/26) **HR** 2, 3x, last - at Georgia Tech (4/25/26)
 4, 2x, last - at Georgia Tech (4/25/26) **RBI** 5, at Indiana (3/30/24)

CAREER HIGHS

CAREER STATS

HITTING	G	AVG	OBP	SLG	OPS	PA	AB	H	R	RBI	2B	3B	HR	BB	SO	IBB	KL	SH	SF	GDP	SB	CS	SB%	PCKD
2024 (Butler)	53	.377	.436	.618	1.054	234	207	78	43	51	12	4	10	18	35	0	0	0	3	2	3	2	60.0	0
2025	60	.376	.482	.602	1.084	282	226	85	46	59	18	0	11	45	45	0	12	0	5	3	4	1	80.0	0
2026	46	.376	.457	.646	1.103	210	178	67	48	49	10	1	12	27	28	0	6	0	3	5	6	0	100.0	1
AT SCHOOL	106	.376	.472	.621	1.093	492	404	152	94	108	28	1	23	72	73	0	18	0	8	8	10	1	90.9	1
TOTAL	159	.376	.460	.620	1.080	726	611	230	137	159	40	5	33	90	108	0	18	0	11	10	13	3	81.3	1



7 | INF

BLAKE SCHAAF

Jr. | 5'11" | 190 | L/R

Oakland, CA

Georgetown

NOTES

- Has gone 15-for-34 (.441) with four home runs, three doubles and 11 RBIs in his last 10 games
- Added two hits, including his fourth home run of the season, in the series opener against Georgia Tech
- Recorded multiple career-highs in the series opener against NC State, finishing the game with four hits, two home runs and seven RBIs

SEASON HIGHS

5, 4x, last - at Georgia Tech (4/25/26) **AB** 6, at Mount St. Mary's (4/30/25)
 4, NC State (4/17/26) **H** 4, 3x, last - NC State (4/17/26)
 4, NC State (4/17/26) **R** 4, 2x, last - NC State (4/17/26)
 1, 9x, last - at Georgia Tech (4/25/26) **2B** 2, Radford (3/22/25)
 2, NC State (4/17/26) **HR** 2, NC State (4/17/26)
 7, NC State (4/17/26) **RBI** 7, NC State (4/17/26)

CAREER HIGHS

CAREER STATS

HITTING	G	AVG	OBP	SLG	OPS	PA	AB	H	R	RBI	2B	3B	HR	BB	SO	IBB	KL	SH	SF	GDP	SB	CS	SB%	PCKD
2024 (Georgetown)	35	.235	.333	.353	.686	78	68	16	13	10	2	0	2	9	17	0	0	3	0	1	3	2	60.0	0
2025 (Georgetown)	55	.344	.442	.476	.918	231	189	65	47	35	11	1	4	33	42	0	0	2	5	0	31	4	88.6	0
2026	42	.311	.434	.516	.951	152	122	38	35	24	9	2	4	24	27	0	7	3	2	2	7	1	87.5	1
AT SCHOOL	42	.311	.434	.516	.951	152	122	38	35	24	9	2	4	24	27	0	7	3	2	2	7	1	87.5	1
TOTAL	132	.314	.421	.467	.888	461	379	119	95	69	22	3	10	66	86	0	7	8	7	3	41	7	85.4	1



8 | C

MATT CONTE

So. | 6'2" | 215 | R/R

Andover, MA

Dexter Southfield

NOTES

- Has hit five of his nine home runs over the last seven games, including one against Georgia Tech
- Launched a pair of two-run home runs in the midweek win over UNCG
- Set a new career high with two home runs against NC State

SEASON HIGHS

5, 8x, last - NC State (4/19/26) **AB** 5, 9x, last - NC State (4/19/26)
 3, Siena (2/20/26) **H** 3, Siena (2/20/26)
 4, LMU (2/28/26) **R** 4, LMU (2/28/26)
 1, 6x, last - at Pitt (4/4/26) **2B** 1, 10x, last - at Pitt (4/4/26)
 2, 2x, last - UNCG (4/21/26) **HR** 2, 2x, last - UNCG (4/21/26)
 4, 2x, last - UNCG (4/21/26) **RBI** 4, 2x, last - UNCG (4/21/26)

CAREER HIGHS

CAREER STATS

HITTING	G	AVG	OBP	SLG	OPS	PA	AB	H	R	RBI	2B	3B	HR	BB	SO	IBB	KL	SH	SF	GDP	SB	CS	SB%	PCKD
2025	27	.295	.423	.538	.961	97	78	23	17	15	4	0	5	15	21	0	7	0	1	2	1	0	100.0	0
2026	45	.268	.382	.488	.870	199	168	45	28	38	6	2	9	29	43	0	9	1	0	6	1	1	50.0	0
TOTAL	72	.276	.395	.504	.899	296	246	68	45	53	10	2	14	44	64	0	16	1	1	8	2	1	66.7	0



9 | INF

AUSTIN HAWKE

Jr. | 5'10" | 175 | R/R
Pffattown, NC
North Carolina

NOTES

- Redshirting

SEASON HIGHS

3, 3x, last - Stanford (3/7/26).....	AB	5, 4x, last - vs. Cincinnati (6/1/25)
1, 2x, last - Stanford (3/7/26).....	H	3, 4x, last - Pitt (5/10/25)
1, 5x, last - Stanford (3/7/26).....	R	4, vs. Cal (5/21/25)
1, at App State (3/4/26).....	2B	1, 16x, last - at App State (3/4/26)
	HR	2, 2x, last - Pitt (5/10/25)
1, 3x, last - Stanford (3/7/26).....	RBI	5, Gardner-Webb (5/4/25)

CAREER HIGHS

CAREER STATS

HITTING	G	AVG	OBP	SLG	OPS	PA	AB	H	R	RBI	2B	3B	HR	BB	SO	IBB	KL	SH	SF	GDP	SB	CS	SB%	PCKD
2023 (North Carolina)	17	.107	.297	.179	.476	37	28	3	4	6	2	0	0	4	11	0	0	1	1	0	0	0	0	0
2024	37	.231	.336	.394	.730	125	104	24	24	21	5	0	4	17	33	0	12	1	3	1	3	0	100.0	0
2025	43	.303	.444	.591	1.035	169	132	40	39	36	8	0	10	34	34	0	10	2	2	1	5	1	83.3	1
2026	9	.111	.448	.167	.615	29	18	2	5	3	1	0	0	9	6	0	1	0	0	2	0	0	0	0
AT SCHOOL	89	.260	.402	.480	.883	323	254	66	68	60	14	0	14	60	73	0	23	3	5	4	8	1	88.9	1
TOTAL	106	.245	.392	.450	.842	360	282	69	72	66	16	0	14	64	84	0	23	4	6	4	8	1	88.9	1



10 | RHP

MATTHEW DALLAS

FF | CH | SL | CB | CT | FT
Jr. | 6'5" | 195 | L/L
Memphis, TN
Tennessee

NOTES

- Out for the season due to injury

SEASON HIGHS

4.0, vs. Indiana State (2/15/26).....	IP	7.2, vs. Cincinnati (6/1/25)
3, vs. Indiana State (2/15/26).....	H (min 1.0 IP)	0, 4x, last - Tennessee Tech (3/26/24)
1, 2x, last - Siena (2/22/26).....	ER (min 1.0 IP)	0, 10x, last - Liberty (4/22/25)
7, 2x, last - Siena (2/22/26).....	SO	11, UNCG (4/8/25)
1, vs. Indiana State (2/15/26).....	BB (min 1.0 IP)	0, 8x, last - Liberty (4/22/25)
69, vs. Indiana State (2/15/26).....	TP	115, vs. Cincinnati (6/1/25)

CAREER HIGHS

CAREER STATS

PITCHING	APP	GS	W	L	SV	ERA	IP	H	R	ER	BB	K	WHIP	KRATE	AVG	BF	2B	3B	HR	WP	HBP	BK	GDP	CG	SHO	GF
2024 (Tennessee)	15	2	1	0	0	4.76	17.0	11	9	9	10	22	1.24	11.7	.000	0	5	0	2	0	4	0	0	0	0	0
2025	14	14	5	1	0	4.90	60.2	60	41	33	29	63	1.47	9.4	.251	279	15	0	4	3	6	1	2	0	0	0
2026	2	2	2	0	0	2.45	7.1	7	2	2	3	14	1.36	17.2	.250	32	5	0	0	0	1	0	0	0	0	1
AT SCHOOL	16	16	7	1	0	4.68	67.3	67	43	35	32	77	1.47	10.3	.251	311	20	0	4	3	7	1	2	0	0	1
TOTAL	31	18	8	1	0	4.66	85.0	78	52	44	42	99	1.41	10.5	.292	311	25	0	6	3	11	1	2	0	0	1



11 | INF

LUKE COSTELLO

So. | 6'2" | 205 | R/R
Erie, PA
Erie Cathedral Prep

NOTES

- Tied with Lewis for the most RBIs in conference play with 32
- Tallied 13 hits, six doubles, four home runs and 11 RBIs over the last 10 games
- Recorded his 14th and 15th home runs of the season during the Georgia Tech series

SEASON HIGHS

5, 5x, last - at Georgia Tech (4/26/26).....	AB	5, 12x, last - at Georgia Tech (4/26/26)
4, NC State (4/18/26).....	H	4, NC State (4/18/26)
4, at Pitt (4/4/26).....	R	4, at Pitt (4/4/26)
2, at Miami (4/11/26).....	2B	2, at Miami (4/11/26)
2, 2x, last - Stanford (3/7/26).....	HR	2, 5x, last - Stanford (3/7/26)
6, Siena (2/22/26).....	RBI	6, 2x, last - Siena (2/22/26)

CAREER HIGHS

CAREER STATS

HITTING	G	AVG	OBP	SLG	OPS	PA	AB	H	R	RBI	2B	3B	HR	BB	SO	IBB	KL	SH	SF	GDP	SB	CS	SB%	PCKD
2025	41	.290	.394	.573	.966	155	131	38	33	28	7	0	10	19	36	0	18	0	1	4	0	1	0.0	0
2026	39	.321	.456	.716	1.173	171	134	43	40	53	8	0	15	22	29	2	7	0	2	3	2	2	50.0	0
TOTAL	80	.306	.426	.645	1.072	326	265	81	73	81	15	0	25	41	65	2	25	0	3	7	2	3	40.0	0



12 | UTL

TYLER FIGUEROA

Jr. | 5'9" | 175 | R/R
 Colonie, NY
 App State

NOTES

- Recorded a hit in his Demon Deacon debut against Indiana State
- 2025 Second Team All-Sun Belt
- 2024 MAAC All-Rookie

SEASON HIGHS

2, 2x, last - Siena (2/20/26)..... **AB**..... 6, 3x, last - Texas State (3/15/25)
 1, vs. Indiana State (2/15/26)..... **H**..... 4, 2x, last - Texas State (3/14/25)
 1, 3x, last - NC State (4/17/26)..... **R**..... 4, Texas State (3/14/25)
 **2B**..... 2, 2x, last - Quinnipiac (3/28/24)
 **HR**..... 2, 2x, last - at High Point (2/18/25)
 **RBI**..... 5, at App State (2/23/24)

CAREER HIGHS

CAREER STATS

HITTING	G	AVG	OBP	SLG	OPS	PA	AB	H	R	RBI	2B	3B	HR	BB	SO	IBB	KL	SH	SF	GDP	SB	CS	SB%	PCKD
2024 (Siena)	52	.315	.392	.523	.915	227	197	62	39	35	13	2	8	25	52	0	0	0	3	2	6	3	66.7	0
2025 (App State)	55	.276	.385	.458	.843	244	203	56	43	33	14	1	7	35	41	0	0	1	3	6	7	1	87.5	0
2026	18	.167	.500	.167	.667	10	6	1	3	0	0	0	0	4	2	0	1	0	0	0	0	0	0	0
AT SCHOOL	18	.167	.500	.167	.667	10	6	1	3	0	0	0	0	4	2	0	1	0	0	0	0	0	0	0
TOTAL	125	.293	.391	.485	.876	481	406	119	85	68	27	3	15	64	95	0	1	1	6	8	13	4	76.5	0



13 | RHP

CAMERON BAGWELL

FF | FT | CH | CT | SL | CB
 So. | 6'5" | 210 | R/R
 Pineville, NC
 UNC Wilmington

NOTES

- Set a new career-high for both strikeouts (10) and total pitches (107) in the series finale against Georgia Tech
- Tossed nine strikeouts over 7.0 scoreless innings in a shutout win over Liberty
- Credited for his first win as a Demon Deacon after pitching five innings while striking out seven batters at UNCW

SEASON HIGHS

7.0, Liberty (3/17/26)..... **IP**..... 7.0, 5x, last - Liberty (3/17/26)
 0, Stanford (3/7/26)..... **H (min 1.0 IP)**..... 0, 2x, last - Stanford (3/7/26)
 0, 2x, last - Liberty (3/17/26)..... **ER (min 1.0 IP)**..... 0, 5x, last - Liberty (3/17/26)
 10, at Georgia Tech (4/26/26)..... **SO**..... 10, at Georgia Tech (4/26/26)
 0, 3x, last - NC State (4/19/26)..... **BB (min 1.0 IP)**..... 0, 8x, last - NC State (4/19/26)
 107, at Georgia Tech (4/26/26)..... **TP**..... 107, at Georgia Tech (4/26/26)

CAREER HIGHS

CAREER STATS

PITCHING	APP	GS	W	L	SV	ERA	IP	H	R	ER	BB	K	WHIP	KRATE	AVG	BF	2B	3B	HR	WP	HBP	BK	GDP	CG	SHO	GF
2025 (UNCW)	15	15	9	2	0	3.07	85.0	72	37	29	17	62	1.05	6.6	.000	0	8	2	6	5	1	1	0	2	0	0
2026	12	10	2	1	0	4.13	52.1	51	31	24	15	46	1.26	7.9	.249	226	10	2	10	0	6	0	5	1	1	2
AT SCHOOL	12	10	2	1	0	4.15	52.1	51	31	24	15	46	1.27	7.9	.249	226	10	2	10	0	6	0	5	1	1	2
TOTAL	27	25	11	3	0	3.47	137.1	123	68	53	32	108	1.13	7.1	.600	226	18	4	16	5	7	1	5	3	1	2



14 | OF

JAVAR WILLIAMS

Jr. | 6'2" | 190 | L/L
 Dartmouth, MA
 Tabor Academy

NOTES

- Sits second in the conference with 27 stolen bases, with 11 of them coming against ACC opponents
- Tallied five hits, including two home runs, five RBIs and eight runs scored in the series against NC State
- Recorded career highs in hits (4), RBIs (4) and home runs (2) in the series finale against Florida State

SEASON HIGHS

6, Siena (2/20/26)..... **AB**..... 6, 3x, last - Siena (2/20/26)
 4, Florida State (3/15/26)..... **H**..... 4, Florida State (3/15/26)
 4, NC State (4/17/26)..... **R**..... 4, NC State (4/17/26)
 1, 10x, last - NC State (4/19/26)..... **2B**..... 1, 19x, last - NC State (4/19/26)
 2, Florida State (3/15/26)..... **HR**..... 2, Florida State (3/15/26)
 4, 3x, last - NC State (4/18/26)..... **RBI**..... 4, 3x, last - NC State (4/18/26)

CAREER HIGHS

CAREER STATS

HITTING	G	AVG	OBP	SLG	OPS	PA	AB	H	R	RBI	2B	3B	HR	BB	SO	IBB	KL	SH	SF	GDP	SB	CS	SB%	PCKD
2024	49	.228	.395	.289	.684	147	114	26	22	16	5	1	0	27	25	0	6	2	1	0	6	2	75.0	0
2025	54	.271	.405	.365	.769	210	170	46	40	32	4	0	4	30	45	1	11	7	1	2	16	3	84.2	1
2026	46	.326	.453	.534	.987	223	178	58	54	34	10	0	9	34	38	1	16	2	2	4	27	3	90.0	2
TOTAL	149	.281	.421	.411	.832	580	462	130	116	82	19	1	13	91	108	2	33	11	4	6	49	8	86.0	3



15 | RHP

NATE WHYSONG

FF | CH | CB | CT

So. | 6'2" | 195 | R/R

Pavia, PA

Chestnut Ridge HS

NOTES

- Out with an injury

SEASON HIGHS

2.0, Davidson (2/27/26).....**IP**.....2.0, Davidson (2/27/26)
 0, Stanford (3/7/26).....**H (min 1.0 IP)**.....0, 3x, last - Stanford (3/7/26)
 0, 4x, last - at Virginia (3/21/26).....**ER (min 1.0 IP)**.....0, 7x, last - at Virginia (3/21/26)
 3, 3x, last - at Virginia (3/21/26).....**SO**.....3, 3x, last - at Virginia (3/21/26)
 0, 3x, last - Florida State (3/15/26).....**BB (min 1.0 IP)**.....0, 6x, last - Florida State (3/15/26)
 41, Siena (2/22/26).....**TP**.....41, Siena (2/22/26)

CAREER HIGHS

CAREER STATS

PITCHING	APP	GS	W	L	SV	ERA	IP	H	R	ER	BB	K	WHIP	KRATE	AVG	BF	2B	3B	HR	WP	HBP	BK	GDP	CG	SHO	GF
2025	11	0	0	0	1	8.10	6.2	6	7	6	5	7	1.65	9.5	.250	33	1	0	0	4	3	1	1	0	0	5
2026	8	0	0	0	0	7.45	9.2	8	9	8	14	16	2.28	14.9	.216	53	0	0	1	0	2	0	1	0	0	2
TOTAL	19	0	0	0	1	7.71	16.1	14	16	14	19	23	2.02	12.7	.230	86	1	0	1	4	5	1	2	0	0	7



16 | RHP

EVAN JONES

SI | FT | SL | CH

Fr. | 6'3" | 210 | R/R

Audubon, PA

Methacton HS

NOTES

- Allowed just three earned runs over his last seven outings
- Matched the longest outing of his career as he tossed 3.0 innings without giving up an earned run against Georgia Tech
- Logged a career-high five strikeouts against Florida State

SEASON HIGHS

3.0, 2x, last - at Georgia Tech (4/24/26).....**IP**.....3.0, 2x, last - at Georgia Tech (4/24/26)
 0, 6x, last - vs. Coastal Carolina (4/7/26).....**H (min 1.0 IP)**.....0, 6x, last - vs. Coastal Carolina (4/7/26)
 0, 9x, last - at Georgia Tech (4/24/26).....**ER (min 1.0 IP)**.....0, 9x, last - at Georgia Tech (4/24/26)
 5, Florida State (3/14/26).....**SO**.....5, Florida State (3/14/26)
 0, 5x, last - Cal (3/27/26).....**BB (min 1.0 IP)**.....0, 5x, last - Cal (3/27/26)
 55, at Georgia Tech (4/24/26).....**TP**.....55, at Georgia Tech (4/24/26)

CAREER HIGHS

CAREER STATS

PITCHING	APP	GS	W	L	SV	ERA	IP	H	R	ER	BB	K	WHIP	KRATE	AVG	BF	2B	3B	HR	WP	HBP	BK	GDP	CG	SHO	GF
2026	17	0	2	1	2	3.14	28.2	16	11	10	15	38	1.08	11.9	.160	119	3	1	2	2	4	2	3	0	0	9
TOTAL	17	0	2	1	2	3.14	28.2	16	11	10	15	38	1.08	11.9	.160	119	3	1	2	2	4	2	3	0	0	9



17 | LHP

ZACH JOHNSTON

FF | CT | CB | SL | CH | CT

Sr. | 6'5" | 190 | L/L

North Yarmouth, ME

Greely HS

NOTES

- Punched out a pair of batters in a clean frame against Georgia Tech
- Pitched 1.1 scoreless innings in the win over Clemson
- Tossed a season-high four strikeouts while allowing just one hit in a scoreless outing at Virginia

SEASON HIGHS

1.1, 4x, last - vs. Clemson (4/1/26).....**IP**.....2.2, Duke (3/8/24)
 0, 3x, last - at Georgia Tech (4/24/26).....**H (min 1.0 IP)**.....0, 16x, last - at Georgia Tech (4/24/26)
 0, 6x, last - at Georgia Tech (4/24/26).....**ER (min 1.0 IP)**.....0, 32x, last - at Georgia Tech (4/24/26)
 4, at Virginia (3/21/26).....**SO**.....5, 2x, last - WCU (5/4/24)
 0, 5x, last - at Georgia Tech (4/24/26).....**BB (min 1.0 IP)**.....0, 21x, last - at Georgia Tech (4/24/26)
 26, High Point (2/17/26).....**TP**.....46, North Carolina (3/29/24)

CAREER HIGHS

CAREER STATS

PITCHING	APP	GS	W	L	SV	ERA	IP	H	R	ER	BB	K	WHIP	KRATE	AVG	BF	2B	3B	HR	WP	HBP	BK	GDP	CG	SHO	GF
2023	4	0	0	0	0	6.75	2.2	3	2	2	5	4	3.00	13.5	.273	16	2	0	0	0	0	0	0	0	0	1
2024	28	0	3	2	0	3.93	36.2	30	20	16	28	46	1.58	11.3	.222	177	6	0	1	5	11	1	2	0	0	0
2025	21	0	2	2	0	7.77	24.1	26	24	21	15	26	1.68	9.6	.263	120	5	0	3	2	4	0	2	0	0	1
2026	15	0	0	0	0	4.85	13.0	12	7	7	6	18	1.38	12.5	.255	58	1	0	4	2	3	0	0	0	0	5
TOTAL	68	0	5	4	0	5.40	76.2	71	53	46	54	94	1.63	11.0	.243	371	14	0	8	9	18	1	4	0	0	7



18 | RHP

CHRIS LEVONAS

FF | CB | SL | CT | CH

So. | 6'1" | 175 | R/R

Holmdel, NJ

Christian Brothers Academy

NOTES

- Leads the ACC with 89 strikeouts while being one of six ACC starting pitchers to hold a sub-3.00 ERA this season
- Logged six strikeouts while allowing just one run in 3.1 innings during the win over NC State
- Pitched six scoreless innings while striking out a career-high 14 batters in the win over LMU

SEASON HIGHS

6.1, 2x, last - at Pitt (4/3/26)..... **IP**..... 6.1, 2x, last - at Pitt (4/3/26)
 0, LMU (2/28/26)..... **H (min 1.0 IP)**..... 0, 3x, last - LMU (2/28/26)
 0, 2x, last - LMU (2/28/26)..... **ER (min 1.0 IP)**..... 0, 6x, last - LMU (2/28/26)
 14, LMU (2/28/26)..... **SO**..... 14, LMU (2/28/26)
 0, 2x, last - Cal (3/28/26)..... **BB (min 1.0 IP)**..... 0, 3x, last - Cal (3/28/26)
 97, at Virginia (3/21/26)..... **TP**..... 97, at Virginia (3/21/26)

CAREER HIGHS

CAREER STATS

PITCHING	APP	GS	W	L	SV	ERA	IP	H	R	ER	BB	K	WHIP	KRATE	AVG	BF	2B	3B	HR	WP	HBP	BK	GDP	CG	SHO	GF
2025	13	11	3	1	0	5.91	35.0	35	28	23	20	44	1.57	11.3	.259	164	6	0	9	5	5	1	0	0	0	1
2026	11	11	8	3	0	2.89	56.0	35	20	18	24	89	1.05	14.3	.174	232	8	1	5	3	6	0	1	0	0	0
TOTAL	24	22	11	4	0	4.05	91.0	70	48	41	44	133	1.25	13.2	.208	396	14	1	14	8	11	1	1	0	0	1



19 | RHP

TROY DRESSLER

FF | CT | CH | CB

So. | 6'3" | 215 | R/R

Mifflinburg, PA

Mifflinburg HS

NOTES

- Logged a career-best 6.0 scoreless innings to earn the win at Miami
- Matched his career-high with eight strikeouts while allowing just one run in 5.1 innings against Cal
- Struck out six in his first career start against Virginia

SEASON HIGHS

6.0, at Miami (4/11/26)..... **IP**..... 6.0, at Miami (4/11/26)
 0, 3x, last - Florida State (3/15/26)..... **H (min 1.0 IP)**..... 0, 6x, last - Florida State (3/15/26)
 0, 4x, last - at Miami (4/11/26)..... **ER (min 1.0 IP)**..... 0, 8x, last - at Miami (4/11/26)
 8, 2x, last - Cal (3/29/26)..... **SO**..... 8, 2x, last - Cal (3/29/26)
 0, 3x, last - at Coastal Carolina (3/10/26)..... **BB (min 1.0 IP)**..... 0, 6x, last - at Coastal Carolina (3/10/26)
 94, at Miami (4/11/26)..... **TP**..... 94, at Miami (4/11/26)

CAREER HIGHS

CAREER STATS

PITCHING	APP	GS	W	L	SV	ERA	IP	H	R	ER	BB	K	WHIP	KRATE	AVG	BF	2B	3B	HR	WP	HBP	BK	GDP	CG	SHO	GF
2025	9	0	1	0	0	5.40	8.1	7	5	5	6	10	1.56	10.8	.212	40	0	0	2	0	1	0	0	0	0	3
2026	15	5	6	1	0	4.75	41.2	38	23	22	19	60	1.37	13.0	.239	181	9	2	4	8	1	0	2	0	0	1
TOTAL	24	5	7	1	0	4.86	50.0	45	28	27	25	70	1.40	12.6	.234	221	9	2	6	8	2	0	2	0	0	4



21 | UTL

JACKSON MILLER

So. | 6'0" | 195 | R/R

Palm Beach, FL

Ole Miss

NOTES

- Went 2-for-3 with a pair of doubles and an RBI in the second game of the Georgia Tech series
- Belted his second home run of the season in the midweek in over Coastal Carolina
- Notched a pair of doubles and three RBIs against Cal

SEASON HIGHS

5, 3x, last - Coastal Carolina (4/14/26)..... **AB**..... 5, 3x, last - Coastal Carolina (4/14/26)
 3, 3x, last - LMU (2/28/26)..... **H**..... 3, 3x, last - LMU (2/28/26)
 2, 5x, last - at Georgia Tech (4/25/26)..... **R**..... 3, Alcorn State (4/9/25)
 2, 2x, last - at Georgia Tech (4/25/26)..... **2B**..... 2, 2x, last - at Georgia Tech (4/25/26)
 1, 2x, last - Coastal Carolina (4/14/26)..... **HR**..... 1, 2x, last - Coastal Carolina (4/14/26)
 5, LMU (2/27/26)..... **RBI**..... 5, LMU (2/27/26)

CAREER HIGHS

CAREER STATS

HITTING	G	AVG	OBP	SLG	OPS	PA	AB	H	R	RBI	2B	3B	HR	BB	SO	IBB	KL	SH	SF	GDP	SB	CS	SB%	PCKD
2025 (Ole Miss)	5	.200	.429	.200	.629	7	5	1	3	1	0	0	0	2	1	0	0	0	0	0	0	0	0	0
2026	28	.341	.408	.505	.913	103	91	31	21	22	7	1	2	9	28	0	7	0	1	2	1	0	100.0	1
AT SCHOOL	28	.341	.408	.505	.913	103	91	31	21	22	7	1	2	9	28	0	7	0	1	2	1	0	100.0	1
TOTAL	33	.333	.409	.490	.899	110	96	32	24	23	7	1	2	11	29	0	7	0	1	2	1	0	100.0	1



22 | INF

JACKSON ROPER

Fr. | 5'10" | 180 | R/R
Jacksonville, FL
A3 Academy

NOTES

- Out for the season due to injury

SEASON HIGHS

.....	AB
.....	H
.....	R
.....	2B
.....	HR
.....	RBI

CAREER HIGHS

CAREER STATS



23 | LHP

RYAN BRENECKE

FF | CT | CH | CB

Fr. | 6'1" | 215 | L/L
Oconomowoc, WI
Oconomowoc HS

NOTES

- Logged two strikeouts in the midweek win against UNCG
- Added a pair of strikeouts in the win over Siena (2/22)
- Recorded a strikeout over 1.2 scoreless innings in his collegiate debut against Houston

SEASON HIGHS

1.2, vs. Houston (2/13/26).....	IP	1.2, vs. Houston (2/13/26)
0, vs. Houston (2/13/26).....	H (min 1.0 IP)	0, vs. Houston (2/13/26)
0, vs. Houston (2/13/26).....	ER (min 1.0 IP)	0, vs. Houston (2/13/26)
2, 2x, last - UNCG (4/21/26).....	SO	2, 2x, last - UNCG (4/21/26)
1, vs. Houston (2/13/26).....	BB (min 1.0 IP)	1, vs. Houston (2/13/26)
24, vs. Houston (2/13/26).....	TP	24, vs. Houston (2/13/26)

CAREER HIGHS

CAREER STATS

PITCHING	APP	GS	W	L	SV	ERA	IP	H	R	ER	BB	K	WHIP	KRATE	AVG	BF	2B	3B	HR	WP	HBP	BK	GDP	CG	SHO	GF
2026	5	0	0	0	0	13.50	3.1	5	5	5	6	5	3.30	13.5	.333	22	2	0	0	0	1	0	0	0	0	0
TOTAL	5	0	0	0	0	13.50	3.1	5	5	5	6	5	3.30	13.5	.333	22	2	0	0	0	1	0	0	0	0	0



24 | RHP

GRANT NICHOLSON

FF | CH | SL | CB | CT

Fr. | 6'5" | 195 | R/R
Charlotte, NC
Charlotte Christian

NOTES

- Recorded the final out of the midweek win over UNCG with his third strikeout of the season
- Added his first collegiate strikeout in the win over Clemson
- Made his collegiate debut against Houston


SEASON HIGHS

0.2, vs. Clemson (4/1/26).....	IP	0.2, vs. Clemson (4/1/26)
.....	H (min 1.0 IP)
.....	ER (min 1.0 IP)
1, 3x, last - UNCG (4/21/26).....	SO	1, 3x, last - UNCG (4/21/26)
.....	BB (min 1.0 IP)
12, 2x, last - at Pitt (4/4/26).....	TP	12, 2x, last - at Pitt (4/4/26)

CAREER HIGHS

CAREER STATS

PITCHING	APP	GS	W	L	SV	ERA	IP	H	R	ER	BB	K	WHIP	KRATE	AVG	BF	2B	3B	HR	WP	HBP	BK	GDP	CG	SHO	GF
2026	5	0	0	0	0	10.80	1.2	1	2	2	3	3	2.40	16.2	.167	11	0	0	0	0	2	0	0	0	0	2
TOTAL	5	0	0	0	0	10.80	1.2	1	2	2	3	3	2.40	16.2	.167	11	0	0	0	0	2	0	0	0	0	2



25 | OF

BOSTON TORRES

Jr. | 5'9" | 195 | L/L
Lynchburg, VA
VMI

NOTES

- Recorded his second home run of the season in the series finale against Georgia Tech
- Logged two hits and two RBIs in the win over Clemson
- Tallied three hits in his first start as a Demon Deacon against Virginia

SEASON HIGHS

6, at Virginia (3/21/26)	AB	6, at Virginia (3/21/26)
3, at Virginia (3/21/26)	H	5, UNCG (3/29/25)
2, 2x, last - at Georgia Tech (4/25/26)	R	5, UNCG (3/29/25)
2, at Pitt (4/4/26)	2B	2, 3x, last - at Pitt (4/4/26)
1, 2x, last - at Georgia Tech (4/26/26)	HR	1, 13x, last - at Georgia Tech (4/26/26)
2, 2x, last - at Pitt (4/4/26)	RBI	8, Holy Cross (3/7/25)

CAREER HIGHS

CAREER STATS

HITTING	G	AVG	OBP	SLG	OPS	PA	AB	H	R	RBI	2B	3B	HR	BB	SO	IBB	KL	SH	SF	GDP	SB	CS	SB%	PCKD
2025 (VMI)	53	.337	.465	.580	1.045	254	193	65	68	67	14	0	11	45	37	0	0	1	8	2	19	3	86.4	0
2026	23	.276	.378	.408	.786	90	76	21	14	8	4	0	2	10	13	0	4	0	1	2	4	0	100.0	0
AT SCHOOL	23	.276	.378	.408	.786	90	76	21	14	8	4	0	2	10	13	0	4	0	1	2	4	0	100.0	0
TOTAL	76	.320	.442	.532	.973	344	269	86	82	75	18	0	13	55	50	0	4	1	9	4	23	3	88.5	0



26 | C

ANDREW COSTELLO

Fr. | 5'11" | 190 | R/R
Erie, PA
Erie Cathedral Prep

NOTES

- Launched his first career home run to open the scoring in the midweek win over App State
- Bloped a two-run single as part of a five-run inning in the midweek win over Coastal Carolina
- Recorded a two-RBI double and an RBI triple in the win against High Point


SEASON HIGHS

5, 2x, last - NC State (4/19/26)	AB	5, 2x, last - NC State (4/19/26)
2, 4x, last - at Pitt (4/4/26)	H	2, 4x, last - at Pitt (4/4/26)
3, at Pitt (4/4/26)	R	3, at Pitt (4/4/26)
1, 3x, last - at Miami (4/10/26)	2B	1, 3x, last - at Miami (4/10/26)
1, vs. App State (4/28/26)	HR	1, vs. App State (4/28/26)
3, High Point (2/17/26)	RBI	3, High Point (2/17/26)

CAREER HIGHS

CAREER STATS

HITTING	G	AVG	OBP	SLG	OPS	PA	AB	H	R	RBI	2B	3B	HR	BB	SO	IBB	KL	SH	SF	GDP	SB	CS	SB%	PCKD
2026	27	.238	.337	.338	.674	92	80	19	15	12	3	1	11	16	0	2	0	0	0	0	1	0	100.0	0
TOTAL	27	.238	.337	.338	.674	92	80	19	15	12	3	1	11	16	0	2	0	0	0	0	1	0	100.0	0



27 | RHP

LUKE SCHMOLKE

FF | CB | CH | FT
Sr. | 5'11" | 215 | R/R
Mooreville, N.C.
Georgia Tech

NOTES

- Out with an injury

SEASON HIGHS

1.2, Florida State (3/13/26)	IP	5.0, 5x, last - at Duke (5/12/23)
0, at UNCG (2/24/26)	H (min 1.0 IP)	0, 13x, last - at UNCG (2/24/26)
0, 2x, last - at App State (3/4/26)	ER (min 1.0 IP)	0, 19x, last - at App State (3/4/26)
3, Stanford (3/7/26)	SO	6, 3x, last - Pitt (5/5/23)
0, 2x, last - at App State (3/4/26)	BB (min 1.0 IP)	0, 13x, last - at App State (3/4/26)
26, Stanford (3/7/26)	TP	96, Pitt (5/5/23)

CAREER HIGHS

CAREER STATS

PITCHING	APP	GS	W	L	SV	ERA	IP	H	R	ER	BB	K	WHIP	KRATE	AVG	BF	2B	3B	HR	WP	HBP	BK	GDP	CG	SHO	GF
2023 (GT)	16	12	6	4	0	8.33	54.0	63	55	50	47	55	2.04	9.2	.000	0	14	2	12	7	0	1	0	0	0	0
2025	26	1	3	1	0	4.15	43.1	30	23	20	23	48	1.22	10.0	.194	184	7	0	5	1	2	0	1	0	0	4
2026	10	0	0	0	0	5.87	7.2	9	6	5	8	8	2.22	9.4	.290	41	1	0	2	0	2	0	1	0	0	2
AT SCHOOL	36	1	3	1	0	4.47	50.3	39	29	25	31	56	1.39	10.0	.210	225	8	0	7	1	4	0	2	0	0	6
TOTAL	52	13	9	5	0	6.43	105.0	102	84	75	78	111	1.71	9.5	.548	225	22	2	19	8	4	1	2	0	0	6



28 | RHP

RHYS BOWIE

FF | SI | SL | CH | CB

So. | 6'0" | 185 | L/L

Haworth, NJ

Dwight-Englewood HS

NOTES

- Pitched a scoreless frame against Coastal Carolina
- Struckout all five batters he faced against Cal
- Matched his career-high with six punchouts against Siena

SEASON HIGHS

4.0, Davidson (3/1/26)..... **IP** 4.0, Davidson (3/1/26)
 0, Cal (3/29/26)..... **H (min 1.0 IP)** 0, 4x, last - Cal (3/29/26)
 0, 3x, last - vs. Coastal Carolina (4/7/26)..... **ER (min 1.0 IP)** 0, 11x, last - vs. Coastal Carolina (4/7/26)
 6, 2x, last - Siena (2/20/26)..... **SO** 6, 2x, last - Siena (2/20/26)
 0, 3x, last - vs. Coastal Carolina (4/7/26)..... **BB (min 1.0 IP)** 0, 7x, last - vs. Coastal Carolina (4/7/26)
 68, Davidson (3/1/26)..... **TP** 68, Davidson (3/1/26)

CAREER HIGHS

CAREER STATS

PITCHING	APP	GS	W	L	SV	ERA	IP	H	R	ER	BB	K	WHIP	KRATE	AVG	BF	2B	3B	HR	WP	HBP	BK	GDP	CG	SHO	GF
2025	15	0	0	2	1	4.60	15.2	10	9	8	20	18	1.91	10.3	.182	77	2	0	1	4	1	1	1	0	0	3
2026	16	2	1	2	0	6.75	25.1	25	19	19	24	43	1.93	15.3	.272	119	9	0	4	9	3	1	4	0	0	1
TOTAL	31	2	1	4	1	5.93	41.0	35	28	27	44	61	1.93	13.4	.238	196	11	0	5	13	4	2	5	0	0	4



29 | RHP

TYLER WOOD

FF | CH | CB | SL | CT

Fr. | 6'3" | 200 | R/R

Lee's Summit, MO

Lee's Summit West

NOTES

- Fanned a career-high two batters in the midweek win against UNCG
- Recorded his first career strikeout at Virginia
- Made his collegiate debut against LMU

SEASON HIGHS

0.2, UNCG (4/21/26)..... **IP** 0.2, UNCG (4/21/26)
 **H (min 1.0 IP)**
 **ER (min 1.0 IP)**
 2, UNCG (4/21/26)..... **SO** 2, UNCG (4/21/26)
 **BB (min 1.0 IP)**
 25, UNCG (4/21/26)..... **TP** 25, UNCG (4/21/26)

CAREER HIGHS

CAREER STATS

PITCHING	APP	GS	W	L	SV	ERA	IP	H	R	ER	BB	K	WHIP	KRATE	AVG	BF	2B	3B	HR	WP	HBP	BK	GDP	CG	SHO	GF
2026	4	0	0	0	0	27.00	1.1	1	4	4	7	3	6.00	20.3	.200	12	0	0	1	2	0	0	0	0	0	2
TOTAL	4	0	0	0	0	27.00	1.1	1	4	4	7	3	6.00	20.3	.200	12	0	0	1	2	0	0	0	0	0	2



30 | RHP

DUNCAN MARSTEN

FF | FT | CH | CT | CB

So. | 6'3" | 220 | R/R

Lake Balboa, CA

Harvard-Westlake HS

NOTES

- Has logged 31 strikeouts over his last five outings, including five in the midweek win over App State
- Tossed 5.0 no-hit innings with six strikeouts in the win over UNCG
- Totaled a career-high 10 stikeouts over five scoreless innings in his first career start against Davidson

SEASON HIGHS

6.1, at High Point (3/31/26)..... **IP** 6.1, at High Point (3/31/26)
 0, UNCG (4/21/26)..... **H (min 1.0 IP)** 0, 2x, last - UNCG (4/21/26)
 0, 4x, last - UNCG (4/21/26)..... **ER (min 1.0 IP)** 0, 6x, last - UNCG (4/21/26)
 10, Davidson (2/27/26)..... **SO** 10, Davidson (2/27/26)
 0, vs. Indiana State (2/15/26)..... **BB (min 1.0 IP)** 0, 2x, last - vs. Indiana State (2/15/26)
 99, vs. Coastal Carolina (4/7/26)..... **TP** 99, vs. Coastal Carolina (4/7/26)

CAREER HIGHS

CAREER STATS

PITCHING	APP	GS	W	L	SV	ERA	IP	H	R	ER	BB	K	WHIP	KRATE	AVG	BF	2B	3B	HR	WP	HBP	BK	GDP	CG	SHO	GF
2025	8	0	2	0	0	9.58	10.1	12	12	11	8	6	1.94	5.2	.286	53	1	0	2	3	3	0	1	0	0	2
2026	11	9	4	3	0	3.93	50.1	35	22	22	20	67	1.09	12.0	.192	208	7	0	7	4	6	0	3	0	0	1
TOTAL	19	9	6	3	0	4.90	60.2	47	34	33	28	73	1.24	10.8	.210	261	8	0	9	7	9	0	4	0	0	3



33 | INF

NICK RUBINO

So. | 6'2" | 200 | R/R
Miami, FL
Chate Rosemary Hall

NOTES

- Recorded a pair of hits, including an RBI double, in the series finale against Davidson
- Made his collegiate debut against Siena (2/21)
- Was a member of the Wake Forest football team in 2024

SEASON HIGHS

3, Davidson (3/1/26)	AB	3, Davidson (3/1/26)
2, Davidson (3/1/26)	H	2, Davidson (3/1/26)
1, Davidson (3/1/26)	R	1, Davidson (3/1/26)
1, Davidson (3/1/26)	2B	1, Davidson (3/1/26)
	HR	
2, Davidson (3/1/26)	RBI	2, Davidson (3/1/26)

CAREER HIGHS

CAREER STATS

HITTING	G	AVG	OBP	SLG	OPS	PA	AB	H	R	RBI	2B	3B	HR	BB	SO	IBB	KL	SH	SF	GDP	SB	CS	SB%	PCKD
2026	2	.500	.500	.750	1.250	4	4	2	1	2	1	0	0	0	0	0	0	0	0	0	0	0	0	0
TOTAL	2	.500	.500	.750	1.250	4	4	2	1	2	1	0	0	0	0	0	0	0	0	0	0	0	0	0



34 | C

JIMMY KEENAN

Sr. | 6'2" | 220 | R/R
White Plains, NY
St. John's

NOTES

- Hit his fourth home run of the season in the series opener against NC State
- Launched a solo home run against Costal Carolina

SEASON HIGHS

5, at Virginia (3/21/26)	AB	6, 2x, last - Penn (6/1/24)
2, 3x, last - NC State (4/17/26)	H	4, UAlbany (3/12/23)
4, NC State (4/17/26)	R	4, NC State (4/17/26)
1, 5x, last - at Miami (4/10/26)	2B	2, 5x, last - LIU (3/12/24)
1, 4x, last - NC State (4/17/26)	HR	2, at Butler (5/18/23)
3, 4x, last - NC State (4/17/26)	RBI	6, Iona (3/5/24)

CAREER HIGHS

CAREER STATS

HITTING	G	AVG	OBP	SLG	OPS	PA	AB	H	R	RBI	2B	3B	HR	BB	SO	IBB	KL	SH	SF	GDP	SB	CS	SB%	PCKD
2023 (SJU)	29	.306	.402	.600	1.002	102	85	26	17	23	7	0	6	13	27	0	0	2	2	5	0	0	0	0
2024 (SJU)	57	.335	.403	.615	1.018	253	218	73	48	57	21	2	12	25	67	4	0	0	6	3	1	2	33.3	0
2025	44	.246	.405	.509	.914	148	114	28	26	25	5	2	7	30	47	1	10	2	2	2	2	0	100.0	0
2026	32	.232	.421	.411	.831	126	95	22	23	23	5	0	4	24	40	0	10	0	0	2	0	0	0	0
AT SCHOOL	76	.239	.412	.464	.877	274	209	50	49	48	10	2	11	54	87	1	20	2	2	4	2	0	100.0	0
TOTAL	162	.291	.407	.551	.958	629	512	149	114	128	38	4	29	92	181	5	20	4	10	12	3	2	60.0	0



35 | RHP

LUKE BILLINGS

FF | FC | CH | CB

So. | 6'3" | 205 | R/R
Robbinsville, NJ
Robbinsville HS

NOTES

- Will miss the 2026 season with an injury

SEASON HIGHS

	IP	1.0, 2x, last - Virginia Tech (3/28/25)
	H (min 1.0 IP)	1, 2x, last - Virginia Tech (3/28/25)
	ER (min 1.0 IP)	0, Marist (2/14/25)
	SO	3, Marist (2/14/25)
	BB (min 1.0 IP)	0, 2x, last - Virginia Tech (3/28/25)
	TP	24, Virginia Tech (3/28/25)

CAREER HIGHS

CAREER STATS

PITCHING	APP	GS	W	L	SV	ERA	IP	H	R	ER	BB	K	WHIP	KRATE	AVG	BF	2B	3B	HR	WP	HBP	BK	GDP	CG	SHO	GF
2025	3	0	0	0	0	13.50	2.0	4	4	3	1	4	2.50	18.0	.364	13	2	0	0	1	1	0	0	0	0	2
TOTAL	3	0	0	0	0	13.50	2.0	4	4	3	1	4	2.50	18.0	.364	13	2	0	0	1	1	0	0	0	0	2



40 | OF

JORDAN SERRANO
Fr. | 6'1" | 190 | R/R
Somerdale, NJ
The Stony Brook School

NOTES

- Drove in a run in the win over LMU
- Logged a hit in his first career start against Siena
- Recorded his first career hit and scored a run in the win against Indiana State

SEASON HIGHS

4, 2x, last - LMU (2/27/26).....	AB	4, 2x, last - LMU (2/27/26)
1, 3x, last - LMU (2/27/26).....	H	1, 3x, last - LMU (2/27/26)
1, 3x, last - at Miami (4/11/26).....	R	1, 3x, last - at Miami (4/11/26)
.....	2B
.....	HR
1, LMU (2/27/26).....	RBI	1, LMU (2/27/26)

CAREER HIGHS

CAREER STATS

HITTING	G	AVG	OBP	SLG	OPS	PA	AB	H	R	RBI	2B	3B	HR	BB	SO	IBB	KL	SH	SF	GDP	SB	CS	SB%	PCKD
2026	24	.150	.261	.150	.411	23	20	3	3	1	0	0	0	3	10	0	4	0	0	0	0	0	0	0
TOTAL	24	.150	.261	.150	.411	23	20	3	3	1	0	0	0	3	10	0	4	0	0	0	0	0	0	0



51 | INF

RYAN PREISANO
Jr. | 6'4" | 215 | R/R
Wilton, CT
Fairfield Prep

NOTES

- Recorded an RBI single in his first appearance since March 13 during the midweek win over UNCG
- Opened the series finale against Davidson with a two-run shot for his first home run of the season
- Logged a hit and an RBI in the series clinching win over Siena

SEASON HIGHS

4, UNCG (4/21/26).....	AB	4, 5x, last - UNCG (4/21/26)
1, 4x, last - UNCG (4/21/26).....	H	2, 4x, last - at Clemson (3/22/25)
2, UNCG (4/21/26).....	R	4, Marist (2/16/25)
.....	2B	1, 2x, last - Miami (3/15/25)
1, Davidson (3/1/26).....	HR	1, 3x, last - Davidson (3/1/26)
3, Davidson (3/1/26).....	RBI	3, 2x, last - Davidson (3/1/26)

CAREER HIGHS

CAREER STATS

HITTING	G	AVG	OBP	SLG	OPS	PA	AB	H	R	RBI	2B	3B	HR	BB	SO	IBB	KL	SH	SF	GDP	SB	CS	SB%	PCKD
2025	19	.263	.417	.474	.890	48	38	10	9	7	2	0	2	10	12	0	0	0	0	1	0	1	0.0	0
2026	11	.154	.258	.269	.527	31	26	4	5	7	0	0	1	3	11	0	0	0	1	1	0	0	0	0
TOTAL	30	.219	.354	.391	.745	79	64	14	14	14	2	0	3	13	23	0	0	0	1	2	0	1	0.0	0



99 | LHP

RYAN BOSCH
FF | SL | CT | CH
Fr. | 6'8" | 250 | L/L
Muskegon, MI
Fruitport HS

NOTES

- Logged 1.1 scoreless innings at Miami
- Recorded 1.0 shutout innings in the midweek against Coastal Carolina
- Tallied a career-best five strikeouts over the course of 2.1 scoreless innings at Virginia

SEASON HIGHS

2.1, at Virginia (3/20/26).....	IP	2.1, at Virginia (3/20/26)
0, 4x, last - at Miami (4/11/26).....	H (min 1.0 IP)	0, 4x, last - at Miami (4/12/26)
0, 4x, last - at Miami (4/12/26).....	ER (min 1.0 IP)	0, 4x, last - at Miami (4/12/26)
5, at Virginia (3/20/26).....	SO	5, at Virginia (3/20/26)
0, 2x, last - at Miami (4/12/26).....	BB (min 1.0 IP)	0, 2x, last - at Miami (4/12/26)
31, at Virginia (3/20/26).....	TP	31, at Virginia (3/20/26)

CAREER HIGH

CAREER STATS

PITCHING	APP	GS	W	L	SV	ERA	IP	H	R	ER	BB	K	WHIP	KRATE	AVG	BF	2B	3B	HR	WP	HBP	BK	GDP	CG	SHO	GF
2026	16	0	0	1	1	3.97	11.1	7	5	5	10	17	1.50	13.5	.189	52	1	0	1	2	2	0	0	0	0	6
TOTAL	16	0	0	1	1	3.97	11.1	7	5	5	10	17	1.50	13.5	.189	52	1	0	1	2	2	0	0	0	0	6

WAKE FOREST BASEBALL



0 | Cuyler Baxter
INF | So. | S/R
Greensboro, NC



1 | Dalton Wentz
INF | So. | S/R
Madison Heights, VA



2 | Will Ray
RHP | Sr. | L/R
Mars, PA



3 | JD Stein
INF | Fr. | S/R
Carmel, IN



4 | Blake Morningstar
RHP | Jr. | R/R
Wyalusing, PA



5 | Marcelo Harsch
RHP | Fr. | R/R
Montclair, NJ



6 | Kade Lewis
INF | Jr. | L/R
Sartell, MN



7 | Blake Schaaf
INF | Jr. | L/R
Oakland, CA



8 | Matt Conte
C | So. | R/R
Andover, MA



9 | Austin Hawke
INF | Sr. | R/R
Pfaftown, NC



10 | Matthew Dallas
LHP | Jr. | L/L
Memphis, TN



11 | Luke Costello
INF | So. | R/R
Erie, PA



12 | Tyler Figueroa
UTL | Jr. | R/R
Colonie, NY



13 | Cam Bagwell
RHP | So. | R/R
Pineville, NC



14 | Javar Williams
OF | Jr. | L/R
Dartmouth, MA



15 | Nate Whysong
RHP | So. | R/R
Pavia, PA



16 | Evan Jones
RHP | Fr. | R/R
Audubon, PA



17 | Zach Johnston
LHP | Sr. | L/L
North Yarmouth, ME



18 | Chris Levonas
RHP | So. | R/R
Holmdel, NJ



19 | Troy Dressler
RHP | So. | R/R
Mifflinburg, PA



21 | Jackson Miller
OF | So. | R/R
Palm Beach, FL



22 | Jackson Roper
INF | Fr. | R/R
Jacksonville, FL



23 | Ryan Brennecke
LHP | Fr. | L/L
Oconomowoc, WI



24 | Grant Nicholson
RHP | Fr. | R/R
Charlotte, NC



25 | Boston Torres
OF | Jr. | L/L
Lynchburg, VA



26 | Andrew Costello
C | Fr. | R/R
Erie, PA



27 | Luke Schmolke
RHP | Sr. | R/R
Mooresville, NC



28 | Rhys Bowie
LHP | So. | L/L
Haworth, NJ



29 | Tyler Wood
RHP | Fr. | R/R
Lee's Summit, MO



30 | Duncan Marsten
RHP | So. | R/R
Lake Balboa, CA



33 | Nick Rubino
INF | So. | R/R
Miami, FL



34 | Jimmy Keenan
C | Jr. | R/R
White Plains, NY



35 | Luke Billings
RHP | So. | R/R
Robbinsville, NJ



40 | Jordan Serrano
OF | Fr. | R/R
Somerdale, NJ



51 | Ryan Preisano
INF | Jr. | R/R
Wilton, CT



99 | Ryan Bosch
LHP | Fr. | L/L
Muskegon, MI



Tom Walter
Head Coach
17th Season



Bill Cilento
Associate Head Coach
Third Base / Hitting



Eric Niesen
Assistant Coach
Pitching



Matt Morales
Assistant Coach
First Base / Hitting