



Demon Deacons

BASEBALL

2025 SCHEDULE & RESULTS		GAMES 53-55	JIM PATTERSON STADIUM	LOUISVILLE, KY.	2025 RECORD																																																																																																																																																																																																			
FEBRUARY (9-1) 14 LIU W, 14-2 (7) 14 MARIST W, 11-4 15 LIU W, 14-0 (7) 15 MARIST W, 24-6 (7) 18 AT UNCG L, 4-0 21 ST. JOHN'S W, 7-0 22 ST. JOHN'S W, 11-0 23 ST. JOHN'S W, 9-6 25 ELON W, 9-6 28 PRINCETON W, 3-1		 <div>WAKE FOREST DEMON DEACONS</div> <div>34-18 14-13 ACC</div> <div>Head Coach: Tom Walter Record at Wake Forest: 492-382-1 (.563) / 16th year Career Record: 902-713-1 (.563) / 29th year Last Game: L, 7-5 vs. High Point (May 13, 2025)</div>			OVERALL: 34-18 ACC: 14-13 HOME: 24-8 ROAD: 8-9 NEUTRAL: 2-1 RANKED TEAMS: 5-6																																																																																																																																																																																																			
MARCH (11-8) 1 MARYLAND L, 9-8 2 PRINCETON L, 7-6 2 MARYLAND W, 9-1 4 AT APP STATE W, 14-6 7 NOTRE DAME* W, 19-5 (7) 8 NOTRE DAME* W, 6-5 9 NOTRE DAME* W, 11-1 (8) 11 AT No. 24 COASTAL W, 16-6 (7) 14 MIAMI* W, 8-0 15 MIAMI* W, 5-4 (10) 16 MIAMI* W, 12-10 18 AT LIBERTY L, 11-8 21 AT No. 7 CLEMSON L, 5-1 22 AT No. 7 CLEMSON W, 12-10 23 AT No. 7 CLEMSON L, 7-6 25 AT ELON W, 10-0 (7) 28 VIRGINIA TECH* L, 13-2 (8) 29 VIRGINIA TECH* L, 8-11 30 VIRGINIA TECH* L, 5-6		 <div>NO. 21 LOUISVILLE CARDINALS</div> <div>34-18 14-13 ACC</div> <div>Head Coach: Dan McDonnell Record at UL: 785-353-1 (.690) / 19th year Career Record: 785-353-1 (.690) / 19th year Last Game: L, 10-9 vs. Bellarmine (May 13, 2025)</div>			GAME INFO Date..... 5/15-5/17/25 Game Times.....6 p.m. / 6 p.m. / 12 p.m. Location.....Louisville, Ky. Venue.....Jim Patterson Stadium Capacity.....4,000 Surface.....FieldTurf TV.....ACCNX / ACC Network Radio.....Ty Collins																																																																																																																																																																																																			
APRIL (10-7) 1 VS. HIGH POINT* W, 13-1 4 AT No. 4 FLORIDA STATE* L, 5-4 5 AT No. 4 FLORIDA STATE* W, 12-0 (7) 6 AT No. 4 FLORIDA STATE* W, 17-2 (8) 8 UNCG W, 6-3 10 AT No. 16 NORTH CAROLINA* L, 11-1 (7) 11 AT No. 16 NORTH CAROLINA* L, 17-1 (7) 12 AT No. 16 NORTH CAROLINA* L, 3-2 15 No. 21 COASTAL W, 16-5 (8) 17 BOSTON COLLEGE* W, 5-4 18 BOSTON COLLEGE* L, 7-2 19 BOSTON COLLEGE* L, 7-5 22 LIBERTY W, 6-4 25 AT STANFORD* L, 7-6 (12) 26 AT STANFORD* W, 12-9 27 AT STANFORD* W, 10-0 (7) 29 VS. APP STATE\$ W, 3-2		TOP OF THE 1ST <div>FIRST PITCH<ul style="list-style-type: none">The Wake Forest baseball team closes the regular season with a three-game ACC series against Louisville.Thursday marks the 33rd all-time meeting between the two schools, with the Demon Deacons trailing the series, 10-21-1, dating back to 2015.The Demon Deacons captured the series, two games to one, a season ago at David F. Couch Ballpark.Wake is looking for its third-straight series win against the Cardinals.</div> <div>LAST TIME OUT<ul style="list-style-type: none">In the final midweek of the 2025 season, Wake dropped a 7-5 contest against High Point at Truist Point on Tuesday night.Matt Scannell recorded his 17th hit in the last 10 games, with his eighth home run of the season.Shortstop Marek Houston collected his 21st multi-hit game of the year, including slapping an RBI single into left in the fifth inning.</div>			Louisville Series History Overall.....10-21-1 Walter vs. UL.....10-21-1 Last Meeting.....3/23/24 Result.....L, 7-3																																																																																																																																																																																																			
MAY (4-2) 4 GARDNER-WEBB W, 4-3 (10) 4 GARDNER-WEBB W, 9-8 9 PITT* W, 12-3 10 PITT* L, 10-8 11 PITT* W, 6-3 13 VS. HIGH POINT* L, 7-5 15 AT LOUISVILLE* 6 P.M. 16 AT LOUISVILLE* 6 P.M. 17 AT LOUISVILLE* 12 P.M.		WAKE FOREST PROBABLE STARTERS <table><tr><th>Pos.</th><th>No.</th><th>Name</th><th>AVG</th><th>AB</th><th>R</th><th>H</th><th>2B</th><th>3B</th><th>HR</th><th>RBI</th><th>OBP</th><th>SLG</th><th>SB-ATT</th><th>BB</th></tr><tr><td>C</td><td>34</td><td>J. Keenan</td><td>.245</td><td>94</td><td>21</td><td>23</td><td>5</td><td>1</td><td>5</td><td>29</td><td>.402</td><td>.479</td><td>2-2</td><td>24</td></tr><tr><td>1B</td><td>21</td><td>J. Winnay</td><td>.280</td><td>189</td><td>47</td><td>53</td><td>10</td><td>2</td><td>12</td><td>55</td><td>.407</td><td>.545</td><td>6-6</td><td>31</td></tr><tr><td>2B</td><td>9</td><td>A. Hawke</td><td>.316</td><td>98</td><td>29</td><td>31</td><td>6</td><td>0</td><td>6</td><td>28</td><td>.460</td><td>.561</td><td>5-6</td><td>27</td></tr><tr><td>SS</td><td>7</td><td>M. Houston</td><td>.341</td><td>205</td><td>54</td><td>70</td><td>13</td><td>0</td><td>11</td><td>52</td><td>.450</td><td>.566</td><td>19-19</td><td>39</td></tr><tr><td>3B</td><td>6</td><td>K. Lewis</td><td>.405</td><td>185</td><td>43</td><td>75</td><td>14</td><td>0</td><td>11</td><td>55</td><td>.511</td><td>.659</td><td>4-5</td><td>41</td></tr><tr><td>LF</td><td>11</td><td>L. Costello</td><td>.299</td><td>97</td><td>25</td><td>29</td><td>6</td><td>0</td><td>7</td><td>20</td><td>.395</td><td>.577</td><td>0-1</td><td>12</td></tr><tr><td>CF</td><td>14</td><td>J. Williams</td><td>.262</td><td>141</td><td>27</td><td>37</td><td>2</td><td>0</td><td>2</td><td>25</td><td>.393</td><td>.319</td><td>13-16</td><td>23</td></tr><tr><td>RF</td><td>26</td><td>M. Scannell</td><td>.300</td><td>170</td><td>44</td><td>51</td><td>9</td><td>2</td><td>8</td><td>37</td><td>.442</td><td>.518</td><td>6-6</td><td>32</td></tr><tr><td>DH</td><td>1</td><td>D. Wentz</td><td>.309</td><td>178</td><td>37</td><td>55</td><td>12</td><td>0</td><td>7</td><td>40</td><td>.393</td><td>.494</td><td>2-3</td><td>23</td></tr><tr><td>SP</td><td>4</td><td>B. Morningstar</td><td colspan="12">5-1 / 2.44 ERA / 66.1 IP / 50 H / 29 R / 18 ER / 24 BB / 75 K</td></tr><tr><td>SP</td><td>10</td><td>M. Dallas</td><td colspan="12">4-1 / 5.03 ERA / 48.1 IP / 48 H / 35 R / 27 ER / 25 BB / 55 K</td></tr><tr><td>SP</td><td>18</td><td>C. Levonas</td><td colspan="12">3-1 / 5.34 ERA / 30.1 IP / 27 H / 19 R / 18 ER / 19 BB / 38 K</td></tr></table>			Pos.	No.	Name	AVG	AB	R	H	2B	3B	HR	RBI	OBP	SLG	SB-ATT	BB	C	34	J. Keenan	.245	94	21	23	5	1	5	29	.402	.479	2-2	24	1B	21	J. Winnay	.280	189	47	53	10	2	12	55	.407	.545	6-6	31	2B	9	A. Hawke	.316	98	29	31	6	0	6	28	.460	.561	5-6	27	SS	7	M. Houston	.341	205	54	70	13	0	11	52	.450	.566	19-19	39	3B	6	K. Lewis	.405	185	43	75	14	0	11	55	.511	.659	4-5	41	LF	11	L. Costello	.299	97	25	29	6	0	7	20	.395	.577	0-1	12	CF	14	J. Williams	.262	141	27	37	2	0	2	25	.393	.319	13-16	23	RF	26	M. Scannell	.300	170	44	51	9	2	8	37	.442	.518	6-6	32	DH	1	D. Wentz	.309	178	37	55	12	0	7	40	.393	.494	2-3	23	SP	4	B. Morningstar	5-1 / 2.44 ERA / 66.1 IP / 50 H / 29 R / 18 ER / 24 BB / 75 K												SP	10	M. Dallas	4-1 / 5.03 ERA / 48.1 IP / 48 H / 35 R / 27 ER / 25 BB / 55 K												SP	18	C. Levonas	3-1 / 5.34 ERA / 30.1 IP / 27 H / 19 R / 18 ER / 19 BB / 38 K												
Pos.	No.	Name	AVG	AB	R	H	2B	3B	HR	RBI	OBP	SLG	SB-ATT	BB																																																																																																																																																																																										
C	34	J. Keenan	.245	94	21	23	5	1	5	29	.402	.479	2-2	24																																																																																																																																																																																										
1B	21	J. Winnay	.280	189	47	53	10	2	12	55	.407	.545	6-6	31																																																																																																																																																																																										
2B	9	A. Hawke	.316	98	29	31	6	0	6	28	.460	.561	5-6	27																																																																																																																																																																																										
SS	7	M. Houston	.341	205	54	70	13	0	11	52	.450	.566	19-19	39																																																																																																																																																																																										
3B	6	K. Lewis	.405	185	43	75	14	0	11	55	.511	.659	4-5	41																																																																																																																																																																																										
LF	11	L. Costello	.299	97	25	29	6	0	7	20	.395	.577	0-1	12																																																																																																																																																																																										
CF	14	J. Williams	.262	141	27	37	2	0	2	25	.393	.319	13-16	23																																																																																																																																																																																										
RF	26	M. Scannell	.300	170	44	51	9	2	8	37	.442	.518	6-6	32																																																																																																																																																																																										
DH	1	D. Wentz	.309	178	37	55	12	0	7	40	.393	.494	2-3	23																																																																																																																																																																																										
SP	4	B. Morningstar	5-1 / 2.44 ERA / 66.1 IP / 50 H / 29 R / 18 ER / 24 BB / 75 K																																																																																																																																																																																																					
SP	10	M. Dallas	4-1 / 5.03 ERA / 48.1 IP / 48 H / 35 R / 27 ER / 25 BB / 55 K																																																																																																																																																																																																					
SP	18	C. Levonas	3-1 / 5.34 ERA / 30.1 IP / 27 H / 19 R / 18 ER / 19 BB / 38 K																																																																																																																																																																																																					
Home Games at David F. Couch Ballpark in BOLD * - ACC game % - Kannapolis, N.C. \$ - Shelby, N.C. & - High Point, N.C. All times listed are eastern																																																																																																																																																																																																								

QUICK FACTS

GENERAL INFORMATION

Name of School	Wake Forest University
City / Zip	Winston-Salem, N.C. / 27109
Founded	1834
Enrollment	5,287 (Undergraduate)
Nickname	Demon Deacons
School Colors	Old Gold & Black
Home Facility	David F. Couch Ballpark (3,559)
Surface	FieldTurf
Dimensions	LF-310, LC-370, CF-400, RC-367, RF-300
Affiliation	NCAA Division I
Conference	Atlantic Coast Conference
President	Dr. Susan R. Wente
Athletic Director & Vice President	John Currie
Athletic Department Phone	(336) 758-5616
Ticket Office Phone	(336) 758-3322

PROGRAM HISTORY

First Year of Baseball	1890
All-Time Head Coaches	30
Overall All-Time Record	2,392-1,789-30 (.568)
All-Time ACC Record	661-792-5 (.453)
ACC Championships	8
(1955, 1962, 1963, 1977, 1998, 1999, 2001, 2023)	
CWS Appearances	3 (1949, 1955, 2023)
NCAA Championships	1 (1955)
NCAA Tournament Appearances	17
(1949, 1950, 1955, 1961, 1962, 1977, 1998, 1999, 2000, 2001, 2002, 2007, 2016, 2017, 2022, 2023, 2024)	
All-Americans	59
Winning Seasons	77 (last 2024)
30+ Win Seasons	28 (last 2025)
40+ Win Seasons	8 (last 2023)

COACHING STAFF

Head Coach	Tom Walter (Georgetown, '91)
Record at WFU	492-382-1 (.563)
ACC Record	208-241-1 (.462)
Career Record	920-713-1 (.563) (29th year)
Associate Head Coach/Hitting	Bill Cilento
Assistant Coach/Pitching	Corey Muscara
Assistant Coach	Matt Wessinger

TEAM INFO

2025 Overall Record	34-18
Home	24-8
Away	8-9
Neutral	2-1
2025 ACC Record	14-13
Home	9-6
Away	5-7
Letterman Returning	17
Starters Returning	6
Starting Pitchers Returning	7
Newcomers	24

ATHLETIC COMMUNICATIONS

Baseball Contact	Grant Keith
Email Address:	keithg@wfu.edu
Cell Phone:	(334) 275-6782
Website:	godeacs.com

2025 ROSTER

No.	Name	Pos.	B/T	Ht.	Wt.	Yr.	Hometown (Last School)
0	Cuyler Baxter	INF	S/R	6-0	180	Fr	Greensboro, NC (Greensboro Day School)
1	Dalton Wentz	INF	S/R	6-2	210	Fr	Madison Heights, VA (Amherst County HS)
2	Will Ray	RHP	L/R	6-2	215	Sr	Mars, PA (Pittsburgh Central Catholic)
3	Alex Junghans	INF	S/R	6-1	185	Fr	Franklin, TN (Lipscomb Academy)
4	Blake Morningstar	RHP	R/R	6-4	225	So	Wyalusing, PA (Wyalusing Valley HS)
5	Brian Connolly	INF	R/R	5-10	180	Fr	Brunswick, ME (Winchendon School)
6	Kade Lewis	INF	L/R	6-3	220	So	Sartell, MN (Butler University)
7	Marek Houston	INF	R/R	6-3	195	Jr	Nokomis, FL (Venice HS)
8	Matt Conte	C	R/R	6-2	215	Fr	Andover, MA (Dexter Southfield)
9	Austin Hawke	INF	R/R	5-10	175	Jr	Oak Island, NC (North Carolina)
10	Matthew Dallas	LHP	L/L	6-5	195	So	Memphis, TN (Tennessee)
11	Luke Costello	INF	R/R	6-2	205	Fr	Erie, PA (Erie Cathedral Prep)
12	Nate Brittain	RHP	R/R	6-4	200	So	Mt. Holly, NC (Campbell)
14	Javar Williams	OF	L/R	6-2	185	So	Dartmouth, MA (Tabor Academy)
15	Nate Whysong	RHP	R/R	6-2	195	Fr	Pavia, PA (Chestnut Ridge HS)
16	Mitchell Salvino	OF	R/R	6-2	200	Gr	Charlotte, NC (Washington and Lee University)
17	Zach Johnston	LHP	L/L	6-5	190	Jr	North Yarmouth, ME (Greely HS)
18	Chris Levonas	RHP	R/R	6-2	175	Fr	Holmdel, NJ (Christian Brothers Academy)
19	Troy Dressler	RHP	R/R	6-3	215	Fr	Mifflinburg, PA (Mifflinburg HS)
20	Haiden Leffew	LHP	L/L	6-1	225	So	Kannapolis, NC (South Rowan HS)
21	Jack Winnay	INF/OF	R/R	6-3	220	Jr	Newtown, MA (Belmont Hill HS)
22	Cam Nelson	OF/LHP	L/L	5-11	185	So	Baltimore, MD (Pro5 Academy)
23	Ethan Conrad	OF	L/L	6-3	220	Jr	Saugerties, NY (Marist)
24	Antonio Morales	OF/INF	L/R	5-9	175	So	Norfolk, MA (Roxbury Latin HS)
25	Josh Gunther	RHP	R/R	5-11	215	So	Fairhope, AL (Bayside Academy)
26	Matt Scannell	OF	L/L	5-11	205	Gr	Stone Oak, TX (Princeton)
27	Luke Schmolke	RHP	R/R	5-11	215	Jr	Mooreville, NC (Georgia Tech)
28	Rhys Bowie	LHP	L/L	6-0	185	Fr	Haworth, NJ (Dwight-Englewood HS)
29	Matt Bedford	RHP	R/R	6-1	215	Gr	Staten Island, NY (Notre Dame)
30	Duncan Marsten	RHP	R/R	6-3	220	Fr	Lake Balboa, CA (Harvard-Westlake HS)
33	Chris Katz	OF	R/R	6-0	235	Sr	Raleigh, NC (Heritage HS)
34	Jimmy Keenan	C	R/R	6-3	215	Jr	White Plains, NY (St. John's University)
35	Luke Billings	RHP	R/R	6-3	200	Fr	Robbinsville, NJ (Robbinsville HS)
36	Cole Miller	LHP	L/L	6-2	205	Fr	Schenectady, NY (Guiderland HS)
40	Jacob Burley	C	R/R	6-1	190	Gr	Hollister, CA (Brown)
42	Joe Ariola	LHP	L/L	6-2	190	Jr	Malverne, NY (Chaminade HS)
45	Dylan Zucker	RHP	R/R	6-0	185	Sr	Locust Valley, NY (Locust Valley HS)
46	Griffin Green	RHP	R/R	6-4	220	Gr	Chelmsford, MA (Virginia Tech)
48	Logan Lunceford	RHP	R/R	5-10	190	Jr	Harrah, OK (Missouri)
51	Ryan Preisano	INF	R/R	6-5	205	So	Wilton, CT (Fairfield Prep)
77	Seven Alemais	C	R/R	5-9	200	Fr	Bronx, NY (P27 Academy)

PRONUNCIATIONS

Seven Alemais.....	Al-uh-may-Us	Matt Scannell.....	Scan-ul
Joe Ariola.....	Air-E-o-La	Javar Williams.....	Juh-var
Cuyler Baxter.....	Kyler	Jack Winnay.....	Wuh-neigh
Rhys Bowie.....	Reese		
Marek Houston.....	Mair-ick	Bill Cilento.....	sill-EN-toe
Alex Junghans.....	like hung	Corey Muscara.....	Moo-scar-uh
Haiden Leffew.....	Luh-few		
Chris Levonas.....	Luh-vone-us		
Ryan Preisano.....	Prezz-ah-no		
Mitchell Salvino.....	Sal-vino (think wine)		

COACHING STAFF AND SUPPORT STAFF

32	Tom Walter	Head Coach	16th	Georgetown, 1991
37	Bill Cilento	Associate Head Coach/Hitting	16th	Siena, 2003
44	Corey Muscara	Assistant Coach/Pitching	4th	Franklin Pierce, 2009
38	Matt Wessinger	Assistant Coach	3rd	St. John's, 2013
	Mickey Bassett	Director of Operations	4th	St. John's, 2021
	Chris Lewis	Director of Analytics	2nd	Wake Forest, 2022
	Sean Fischer	Pitching Lab Coordinator	2nd	Maryland, 2021
	Jeff Strahm	Athletic Trainer	27th	Kansas State, 1994
	Mark Seaver	Strength and Conditioning	20th	Wake Forest, 2003
	Tony Joyce	Equipment	7th	Canterbury, 2006
	Grant Keith	Communications	2nd	Auburn, 2020
	Christia Fisher	Academic Counselor	15th	North Carolina, 1986
	Dr. Brian Waterman	Physician	8th	Virginia, 2002
	Dr. Kristen Nicholson	Biomechanist	7th	Clemson, 2010

WIN-LOSS SUMMARY

	2025	UNDER WALTER
Overall	34-18	487-382-1
ACC	14-13	208-239-1
Non-Conf	20-5	284-142
Home	24-8	313-153-1
Away	8-9	145-203
Neutral	2-1	34-26
Day	22-11	292-217-1
Night	12-7	199-165
vs. Left	9-5	143-138-1
vs. Right	25-13	349-244
1-run games	6-7	95-94
2-run games	4-3	62-52
5+ run games	19-4	238-138
Extra innings	2-1	26-27-1
Shutouts	7-1	48-33
Scoring 0-2 runs	0-7	14-143
Scoring 3-5 runs	5-4	97-142-1
Scoring 6-9 runs	10-7	184-83
Scoring 10+ runs	19-0	197-14
Opponent 0-2 runs	14-0	187-14
Opponent 3-5 runs	11-4	198-94-1
Opponent 6-9 runs	7-8	94-156
Opponent 10+ runs	2-6	13-118
Scored in 1st inning	17-6	228-100
Opp. scores in 1st inning	10-9	134-161
Scores first	21-6	316-127-1
Opp. scores first	13-12	175-254
After 6 leading	29-4	304-51
After 6 trailing	3-13	46-287-1
After 6 tied	2-1	42-44
After 7 leading	23-5	409-32
After 7 trailing	1-10	27-305
After 7 tied	2-1	34-41-1
After 8 leading	20-2	418-21
After 8 trailing	1-11	13-319-1
After 8 tied	2-2	32-36
Hit 0 home runs	4-6	111-213
Hit 1 home run	11-7	143-103
Hit 2+ home runs	19-5	238-66-1
Opponent 0 home runs	20-8	264-130
Opponent 1 home run	9-5	151-126-1
Opponent 2+ HRs	5-5	77-126
Made 0 errors	11-4	223-81
Made 1 error	14-5	152-126
Made 2+ errors	9-8	118-173-1
Opp. made 0 errors	14-11	168-155
Opp. made 1 error	11-6	176-144-1
Opp. made 2+ errors	9-1	147-84
Out-hit opponent	28-6	379-81-1
Out-hit by opponent	2-8	76-271
Hits are tied	4-4	37-30
In February	9-1	91-52
In March	11-8	163-119
In April	7-6	129-125
In May	4-2	92-76-1
In June		13-9
On Mondays		6-6
On Tuesdays	9-3	107-38
On Wednesdays		34-39
On Thursdays	1-0	16-8
On Fridays	7-6	102-98
On Saturdays	8-5	125-112
On Sundays	9-4	98-81-1
Longest Winning Streak	W9	15
Longest Losing Streak	L3	10
Last 5 Games	3-2	3-2
Last 10 Games	7-3	7-3

NOTING THE DEACS

THE WINNINGEST PROGRAM IN THE ACC

- Since 2022, Wake Forest has totaled 167 wins for the most among its Atlantic Coast Conference counterparts.

1. Wake Forest	167
2. Virginia	165
3. North Carolina	163
4. Clemson	161
T5. NC State	142
T5. Florida State	142

- Wake Forest has totaled eight 40-win seasons in program history, with three coming under head coach Tom Walter, including two of the last three years.

BY THE NUMBERS

- Wake has a +166 run differential through 52 games.
- The Deacs have outscored their opponents 226-108 between the fourth through seventh innings.
- Wake Forest scored 11 runs in the fourth inning against Notre Dame - its largest run total in a single inning.
- The Deacs are 30-12 when hitting a home run and 19-5 when hitting multiple homers.
- Wake has won 11 of 15 games in which it has not committed an error while going 23-13 when committing at least one error.
- When holding opponents to five or fewer runs, the Demon Deacons are 25-4.
- On the flip side, Wake has a record of 5-11 when scoring five or fewer runs in a game and is 29-7 when scoring at least six runs.
- Wake is 10-10 in games decided by two runs or less.
- Home runs account for 160 of the 414 runs batted in on the season (38.6 percent)

DOMINANT AT THE COUCH

- With a clear home-field advantage, Wake has gone 109-25-1 since 2022 at The Couch with at least 20 wins at home in each of the last four seasons, including a stellar 34-3 mark on their way to a program-record 54 wins in 2023, 25-7 in 2024, and finished 24-8 in 2025.
- Over the past four seasons, the Demon Deacons have outscored their opponents by almost 700 runs at The Couch, with a 1,266 to 560 margin in 135 contests.
- The Deacs saw a 69-game non-conference home win streak come to an end earlier this season, but are 74-2 in such games since 2022.

STRIKE EARLY. STRIKE OFTEN

- One of the keys to the Deacs' success over the last three years has been scoring first, as Wake Forest has gone 83-24 in games where they got on the board first since the 2023 season.
- Under Tom Walter, Wake is 316-127-1 when scoring first, including a 21-6 mark to start the 2025 campaign.

WALK IT OUT

- Since the 2022 season, the Demon Deacons have led the country in walks with 1,137 free passes, good for 50 more than any other team over the time span. Wake Forest is one of just 11 teams to draw 300 or more walks in each of the last three seasons, and the first of qualifying teams to cross that threshold this year.
- Wake Forest was the best team in the country in 2023 at drawing a free 90 feet, with 424 on the season, good for 11 more than any other team.
- The Demon Deacons continued to draw free passes last season, with 378 to lead the ACC and rank sixth nationally in 2024.
- The trend has continued during the 2025 season, as Wake has drawn 335 walks, ranking second in the ACC and fourth in the nation.
- The Deacs have drawn 10 or more free passes seven times this season.

OUTGUN THE OPPOSITION

- Since Corey Muscara joined the Deacs in 2022, Wake Forest's starting pitchers have outlasted or matched their counterparts in 170 of 239 games (71.1%).
- During that time frame, the Deacs are 140-29-1 (.824), going 34-9-1 in 2022, 48-4 in 2023, 32-8 in 2024, and 26-8 to this point of the 2025 campaign.
- On the flip side, Wake is 28-41 (.406) in the 69 games where opposing pitchers have had a longer outing.

TAKE A SEAT

- Since the start of the 2023 season, Wake Forest has 2,025 strikeouts, good for 259 more than any other ACC competitor. Nationally, the Demon Deacons rank second over this time span, trailing only LSU.
- Wake Forest ranks first in the ACC and seventh in the country with 556 strikeouts on the season.
- Averaging over 10 strikeouts per game, 41.7% of the Demon Deacons' outs recorded have come via the K.
- Wake has struck out 88 batters over the last 10 games.
- The 2025 Deacs are slightly behind the pace of the 2024 team, who had 597 strikeouts through 54 games to finish the year ranked sixth in the country with 690 K's.

TIMELY HITTING

- Ranking towards the middle of the pack in the ACC in most offensive categories a season ago, the resurgence of "Rake" Forest has been largely due to an increase in situational hitting.
- The Deacs are hitting .330 with runners on at the halfway point, a 45-point rise after hitting .285 during the 2024 season with runners on.
- Shortstop Marek Houston has played a key role, raising his average with runners on from .330 as a sophomore to .419 so far in his junior campaign.
- Wake Forest has driven in 156 of their 414 RBIs with two outs, led by 22 two-out RBIs from Houston and Kade Lewis, and are hitting .304 as a team with two outs on the year.

BOMBS AWAY

- Since the start of the 2022 season, Wake Forest has totaled 451 home runs, which leads the ACC and ranks third nationally during that time.
- The Deacs are one of just four teams nationally to have 100 or more home runs in each of the last three seasons, joined by Texas A&M, Florida, and Campbell.
- Wake Forest has belted 86 home runs over 52 games to rank third in the ACC and 19th in the nation.
- The Demon Deacons are one of just 21 teams over the 85-homer mark to this point of the season, led by Jack Winnay with 12 homers.
- Wake has left the yard at least once in all but 10 games to this point in the 2025 campaign.

BIG INNING BOPPERS

- Wake Forest has cashed in on the big inning with four or more runs in a frame on 38 occasions through 52 games of the 2025 campaign.
- The Deacs scored five runs in the ninth against Stanford to mount a late comeback, and are 21-3 in games with a big inning this season.

HIT PARADE

- The Demon Deacons have seen productivity up and down the lineup, with all nine hitters in the starting lineup recording a hit in the same game on five occasions doing so against Elon (2/25), Notre Dame (3/7), Coastal Carolina (3/11), Virginia Tech (3/29) and most recently against Pitt (5/9).
- Wake Forest has more than doubled the 2024 squad, which achieved the feat just two times in 60 contests.

A STAR IS BORN

- Sophomore Blake Morningstar's ERA has gone from 7.45 as a freshman to 2.44 this year, to rank third in the ACC and 24th in the nation, while holding hitters to just a .202 average against over 66.1 innings.
- The Wyalusing, Pa. native is 5-1 on the season, surpassing his win total as a freshman. Morningstar allowed just two hits with four strikeouts in a designated 4.0 inning start against Gardner-Webb.
- In 12 starts, he has allowed over three earned runs in just one, and has four quality starts on the season, including a trio in conference play.
- Most recently against Pitt, Morningstar allowed just two earned runs over 6.0 innings with six punchouts.
- He allowed just one earned run over 5.0 innings against Stanford, striking out six Cardinal hitters.
- The righty worked five strong innings, allowing just three runs with eight strikeouts against Florida State.
- Morningstar had the best outing of his career, collecting a career-high 10 strikeouts over a career-long 7.0 innings against Virginia Tech. The righty retired 10-straight Hokies over innings three through six and allowed just two runs on five hits.
- He punched out 22 batters over a three-game span allowing just one earned run over 15.1 IP, including at least seven in each, and had a then career-high eight punchouts against Notre Dame.

DEALIN' WITH DALLY

- Lefty Matthew Dallas helped Wake pick up its 30th victory of the season with a 3-2 win over App State
- Dallas allowed just one hit — a solo home run to the second batter of the game — before dominating over 5.2 innings of work.
- The outing marked the second longest of the season, as the lefty retired 12 straight from the last batter in the
- Moving to the midweek role, the Memphis, Tenn. native thrived with just five earned runs over 19.0 innings for a 2.37 ERA with 25 strikeouts in four starts and looks to stay hot back in the weekend role against the Cardinals.

LEVITATE

- Starter Chris Levonas finished the afternoon scoreless in four-plus innings of work against Stanford. The 2024 second-round pick of the Brewers scattered three hits and just one walk, allowing no runs with three strikeouts on just 73 pitches thrown. The outing marked the third time in the last five outings that the freshman righthander had allowed zero runs.
- Most recently against Pitt, he allowed just one run on four hits with five strikeouts.
- During a two-start stretch at Elon and High Point, he allowed just two hits over 9.0 innings with 15 K's.
- Against High Point, Levonas dazzled, allowing just one hit over 5.0 scoreless innings. The righty doubled his previous season high with 10 strikeouts in the contest.
- Levonas struck out six-straight batters over innings two through four, keeping High Point out of the hit column over his first 4.1 innings of work.
- At Elon, Levonas allowed just one hit over 4.0 innings, recording five of his 12 outs via the punchout.

HOUSTON IS THE HEARTBEAT

- Junior Marek Houston is second on the team with 21 multi-hit efforts on the year. In games where Houston has at least two hits, the Demon Deacons are 17-4, as opposed to just 17-14 in games with one hit or less.
- Throughout his career, Houston has recorded 52 multi-hit efforts, with Wake compiling a 40-12 record.
- Houston is the only Deac to start in every game this season, recording a hit in 40 of 52 contests.
- With 50 RBIs on the year, Houston enters the weekend just outside the top 10 in the ACC. The junior tied the program record with 10 RBI in a single game with his performance against Notre Dame to open the series.

SIPPIN' THE KADORADE

- Transfer Kade Lewis has made an immediate impact since joining Wake this season, as he ranks first on the team, second in the ACC and 19th in the country with a .405 average to this point.
- Hitting .390 for his career, Lewis ranks sixth in the country among active D1 athletes with at least 200 at-bats, totaling 153 hits in 100 career games.
- Lewis was one of eight ACC players to be named a D1 Baseball Midseason All-American and has an OPS of 1.064 through 52 games.
- The sophomore infielder has put together 23 multi-hit efforts on the season, leading the Demon Deacons. Of his 75 hits, 14 have been doubles, and another 11 have left the yard. Lewis has walked 41 times, which is more than he has struck out.
- Ranking in the top five in the ACC in nearly every offensive category, he has logged 55 RBI and scored 43 runs in his first season as a Demon Deacon.

SCANNY'S SCORCHING

- Graduate transfer Matt Scannell has been the catalyst behind Wake winning seven of the last 10, going 17-for-38 (.447) at the plate, with three doubles, a triple and a pair of home runs.
- Scannell has recorded multiple hits in seven of the last 10 games entering the series against Louisville, raising his batting average 42 points in the last three weeks.

FEW'S ON FIRE

- Sophomore Haiden Leffew was nearly untouchable in the month of April, allowing just one run over 13.1 innings in nine appearances on the mound.
- He continued his hot stretch of play with a pair of scoreless innings against Gardner-Webb last Sunday to move to 3-0 on the year.
- During the span, he struck out 26 batters to just five walks allowed.
- Recording his second save of the season, Leffew struck out the side on just 11 pitches on Tuesday against Liberty. He followed it up with a 15-pitch save versus App State, once again punching out all three hitters he faced in the contest.

GRIFF GETS GOING

- Making a mechanical adjustment prior to the Virginia Tech series, reliever Griffin Green has posted a 3.00 ERA over 18.0 innings since the end of March.
- Green was dominant over 3.0 innings against the Hokies, striking out two batters in the seventh, eighth and ninth innings.
- The transfer has worked at least one inning without allowing an earned run in 13 of his 22 appearances out of the pen for Wake Forest, including four-straight with a scoreless inning against FSU, UNCG and Coastal.
- Green had his longest outing in a Wake Forest uniform in the series opener against Stanford, tossing 4.0 scoreless innings. The graduate transfer surrendered just two hits and punched out three, while also inducing a pair of groundball double-plays.

DUNC DELIVERS

- Highly touted freshman Duncan Marsten made his Wake Forest debut in his home state against Stanford.
- Marsten closed out the afternoon, taking the bump in the seventh of the series finale against the Cardinal, getting the first two batters before closing out the game with two runners on.
- He earned his first collegiate victory on Sunday against Gardner-Webb, tossing 3.0 scoreless innings with just one hit allowed.
- Marsten closed the door in the ninth, pitching a 1-2-3 inning with his first strikeout as a Demon Deacon to seal the win for Wake Forest.

2025 HONORS & AWARDS**MAREK HOUSTON • SS • JR**

- Golden Spikes Midseason Watchlist
- D1 Baseball Second Team Midseason All-American
- Perfect Game First Team Midseason All-American
- D1 ACC Player of the Week (3/10)
- ACC Player of the Week (2/17)
- D1 Baseball National Player of the Week (2/17)
- NCBWA Dick Howser Trophy National Player of the Week (2/17)
- Golden Spikes Preseason Watch List
- NCBWA Preseason Third Team All-American
- D1 Baseball Preseason First Team All-American
- D1 Baseball No. 1 Shortstop
- Perfect Game Preseason Second Team All-American
- Perfect Game Preseason All-ACC Team
- Baseball America Preseason Third Team All-American
- 2025 Brooks Wallace Player of the Year Award Watch List

ETHAN CONRAD • OF • JR

- Golden Spikes Midseason Watchlist
- NCBWA Preseason Second Team All-American
- D1 Baseball Preseason Third Team All-American
- D1 Baseball No. 8 Outfielder
- Baseball America Preseason Third Team All-American

LOGAN LUNCEFORD • P • JR

- Golden Spikes Midseason Watchlist
- ACC Pitcher of the Week (2/24)

KADE LEWIS • 3B • SO

- D1 Baseball First Team Midseason All-American
- Perfect Game First Team Midseason All-American

DALTON WENTZ • 2B • FR

- Perfect Game Second Team Freshman Midseason All-American
- ACC Player of the Week (4/7)

TEAM STAT RANKINGS

Category	#	ACC	National
Shutouts	7	1	4
BB	335	2	4
H/9	7.22	1	5
K/9	11.4	1	6
OBP	.430	1	11
HR	86	3	19
SLG	.522	4	20
R	433	3	25
H	533	3	29
ERA	4.44	3	32
AVG	.306	5	32
Scoring	8.3	3	35
WHIP	1.37	5	38


IND. STAT RANKINGS

Player	Category	#	ACC	National
Lunceford	K/9	14.01	1	6
Lewis	AVG	.405	2	19
Lewis	OBP	.511	1	20
Morningstar	ERA	2.44	3	24
Lunceford	H/9	6.24	3	32
Lewis	H	75	3	36
Lunceford	K	83	4	43

DEACS IN THE POLLS

Category	D1	BA	USA	NCBWA	PG
Preseason	14	17	15	16	16
Week 1	13	15	-	15	16
Week 2	12	14	13	11	16
Week 3	15	16	16	11	19
Week 4	14	13	13	11	18
Week 5	11	12	13	13	12
Week 6	16	13	14	13	15
Week 7	-	18	23	18	24
Week 8	-	12	20	23	16
Week 9	-	-	-	-	24
Week 10	-	-	-	-	-
Week 11	-	-	-	-	-
Week 12	-	-	-	-	-
Week 13	-	-	-	-	-

POTENTIAL STARTERS



INDIVIDUAL & TEAM GAME HIGHS

CATEGORY	NAME	NO.
At-bats	Wentz, at Stanford (4/25)	7
Runs	Five times	4
Hits	Five times	4
RBIs	Houston, vs. Notre Dame (3/7)	10
2Bs	Two times	3
3Bs	Seven times	1
HRs	Seven times	2
TBs	Three times	9
BBs	11 times	3
SBs	Houston, vs. Maryland (3/2)	3
HBP	Four times	2
IP	Two times	7.0
Runs Allowed	Two times	8
Earned Runs	Three times	7
BBs	Five times	4
Ks	Lunceford (2x)	13
Hits Allowed	Levonas at UNC (4/11)	9
2Bs Allowed	Dallas, vs. Maryland (3/1)	4
3Bs Allowed		
HRs Allowed	Four times	2
WP	Three times	2
HBP	Lunceford, at Stanford (4/25)	4
PO	Keenan, vs. SJU (2/22)	20
A	Three times	6
E	Lewis, at Clemson (3/22)	3
PB	13 times	1

CATEGORY	NO.	DATE
At-bats	44, at Stanford	4/26/25
Runs	24, Marist	2/16/25
Hits	19, at Stanford	4/26/25
RBIs	23, Marist	2/16/25
2Bs	7, LIU	2/15/25
3Bs	2, Virginia Tech	3/30/25
HRs	5, Virginia Tech	3/29/25
TBs	33, Marist	2/16/25
BBs	14, at Stanford	4/25/25
SBs	5, Maryland	3/2/25
HBP	3, Three times	5/13/25
IP	11.1, at Stanford	4/25/25
Runs Allowed	17, at UNC	4/12/25
Earned Runs	17, at UNC	4/12/25
BBs	11, Virginia Tech	3/28/25
Ks	20, St. John's	2/21/25
Hits Allowed	19, Maryland	3/1/25
2Bs Allowed	5, Maryland	3/1/25
3Bs Allowed		
HRs Allowed	4, Pitt	5/10/25
WP	3, Four times	4/4/25
HBP	5, Two times	4/25/25
PO	34, at Stanford	4/25/25
A	14, Boston College	4/19/25
E	4, Two times	3/30/25
PB	1, 13 times	5/13/25

TEAM COMPARISON

WF	4.44	444.0	353	217	267	65	0	38	250	556	.215	.964	64
—	ERA	IP	H	ER	R	2B	3B	HR	BB	SO	BAA	FLD	E
LI	6.33	399.2	446	281	326	94	5	60	209	381	.283	.968	54
WF	.306	1743	433	533	104	7	86	414	.430	.522	335	411	69-79
—	AVG	AB	R	H	2B	3B	HR	RBI	OBP	SLG	BB	SO	SB
LI	.307	1743	424	535	106	18	66	394	.405	.502	228	316	135-149

FRIDAY STARTER

4 | RHP

BLAKE MORNINGSTAR
FF | SI | FC | CH | CB
So. | 6'4" | 215 | R/R
Wyalusing, Pa
Wyalusing Valley HS



MORINGSTAR'S 2025 STATS

W-L | ERA. | G/GS |
5-1 | 2.44 | 13/12 |
IP | K | BB | B/AVG |
66.1 | 75 | 24 | .202

MORINGSTAR'S HIGH SCHOOL NOTES

- PBR Pennsylvania Player of the Year after striking out 113 in 61 innings of work with a 0.80 ERA
- No. 1 RHP out of Pennsylvania
- Also a 1,000 point score in basketball for Wyalusing Valley

MORINGSTAR'S NOTES

As a Sophomore (2025):

- Earned his fifth win of the season with a quality start against Pitt
- Limited Gardner-Webb to just one run on two hits over 4.0 innings in his last start
- Allowed just one earned one over 5.0 innings at Stanford
- Suffering the tough-luck loss, allowing just three hits with five strikeouts, and a trio of unearned runs over 6.1 innings at North Carolina.
- Earned his fourth win of the year at No. 4 Florida State with 5.2 innings of two-run ball, allowing just three hits with eight punchouts
- Career outing against Virginia Tech, tossing 7.0 innings with 10 strikeouts
- Allowed just one run over 5.0 innings at No. 7 Clemson
- Struck out a career-high eight hitters in his first ACC start against Notre Dame
- Dominant over a three-game stretch against St. John's, Maryland and Notre Dame allowing just one earned run over 15.1 innings
- Allowed just one hit in his lone relief appearance this season against St. John's

As a Freshman (2024):

- Appeared in 26 games and made one start
- Went 2-1 while striking out 38 batters in 29.0 innings of work
- Struckout four batters in his collegiate debut against Fordham
- Picked up another win against Boston College
- Earned his first collegiate win in relief work against Virginia Tech
- Recorded a then career-high six strikeouts against Notre Dame
- Made his first career start against High Point

CAREER STATS

Year	era	w-l	app	gs	cg	sho	sv	ip	h	r	er	bb	so	2b	3b	hr	bf	bavg	wp	hbp	bk	sfa	sha
2024	7.45	2-1	28	1	0	0/1	0	29.0	32	25	24	16	38	7	0	10	136	.278	9	5	0	0	0
2025	2.44	5-1	13	12	0	0/0	0	66.1	50	29	18	24	75	10	0	5	282	.202	4	7	1	3	0
TOTAL	3.97	7-2	41	13	0	0/1	0	95.1	82	54	42	40	113	17	0	15	418	.226	13	12	1	3	0

MORINGSTAR'S 2025 GAME-BY-GAME PITCHING STATS

DATE	OPP	GS	IP	H	R	ER	BB	SO	2B	3B	HR	WP	BK	HBP	W/L	SV	ERA
2/16	Marist	*	4.0	4	3	2	3	4	1	0	0	1	0	0	W	-	4.50
2/23	St. John's		4.1	1	0	0	1	7	0	0	0	1	0	1	W	-	0.00
3/2	Maryland	*	6.0	3	0	0	1	7	0	0	0	0	0	0	-	-	0.00
3/9	Notre Dame	*	5.0	3	1	1	2	8	1	0	0	0	1	0	W	-	1.80
3/15	Miami	*	4.0	7	4	4	0	4	0	0	2	0	0	0	-	-	9.00
3/23	Clemson	*	5.0	2	1	1	4	4	1	0	0	0	0	1	-	-	1.80
3/30	Virginia Tech	*	7.0	5	2	1	0	10	0	0	1	0	0	0	-	-	1.29
3/23	at FSU	*	5.0	3	2	2	3	8	0	0	0	0	0	2	W	-	3.60
4/13	at UNC	*	6.1	3	3	0	2	5	0	0	0	1	0	0	L	-	0.00
4/19	B.C.	*	4.2	5	4	3	3	2	3	0	1	1	0	1	-	-	5.79
4/26	at Stanford	*	5.0	7	5	1	1	6	1	0	0	0	0	2	-	-	1.80
5/4	GW	*	4.0	2	1	1	2	4	0	0	0	0	0	0	-	-	2.25
5/9	Pitt	*	6.0	5	3	2	2	6	3	0	1	0	0	0	W	-	3.00
TOTALS			66.1	50	29	18	24	75	10	0	5	4	1	7	5-1	-	2.44

MORINGSTAR'S SEASON HIGHS

CATEGORY	HIGHS	OPPONENT	DATE
IP	7.0	Virginia Tech	3/30/25
H	1	St. John's	2/23/25
R	0	2x, last - Maryland	3/2/25
ER	0	3x, last - at North Carolina	4/13/25
BB	0	2x, last - Virginia Tech	3/30/25
K	10	Virginia Tech	3/30/25

MORINGSTAR'S CAREER HIGHS

CATEGORY	HIGHS	OPPONENT	DATE
IP	7.0	Virginia Tech	3/30/25
H	0	2x, last - at Boston College	4/14/24
R	0	5x, last - Maryland	3/2/25
ER	0	6x, last - at North Carolina	4/13/25
BB	0	5x, last - Virginia Tech	3/30/25
K	10	Virginia Tech	3/30/25

MORINGSTAR'S LAST

Last Win	Pitt, 5/9/25
Last Loss	at UNC, 4/13/25
Last Save	
Last App.	Pitt, 5/9/25
Last Start	Pitt, 5/9/25
Last Relief	St. John's, 2/23/25

MORINGSTAR'S START STATS

CATEGORY	2025	CAREER
Pitched 5.0+	8	8
Struckout 5+	7	7
Struckout 10+	1	1
No Walks	2	3
Allowed 2 or Fewer Earned Runs	10	10
Allowed 3 Hits or Fewer	6	6

2 IP Minimum on Season Stats, Career Highs & Start Stats

SATURDAY STARTER

10 | LHP

MATTHEW DALLAS
SI | FC | SL | CH | CB
So. | 6'5" | 195 | L/L
Memphis, TN
Tennessee



DALLAS' 2025 STATS

W-L | ERA. | G/GS |
4-1 | 5.03 | 12/12 |
IP | K | BB | B/AVG |
48.1 | 55 | 25 | .249

DALLAS' HIGH SCHOOL NOTES

- Was a standout pitcher at Briarcrest Christian School in Eads, Tennessee
- Pieced together an ERA of 0.80 in 52.2 innings and struck out 102 batters as a senior
- Started the gold medal game for Team USA 18u in 2022, allowing one run in 3.1 innings and struck out three against Chinese Taipei
- Rated No. 97 nationally by Perfect Game and the No. 3 player and pitcher in the state of Tennessee
- Named to the 2023 Perfect Game Preseason All-American and All-Region team
- Competed in the 2022 Perfect Game National Showcase

DALLAS' WAKE FOREST NOTES

As a Sophomore (2025):

- Limited App State to just one hit over 5.2 innings
- Didn't allow an earned run over 5.0 innings against Liberty
- Got back on track with his first midweek start against UNCG, striking out a career-high 11 in 4.2 innings
- Retired Clemson in order in the first and second inning before losing command
- Returned to form in his first ACC start against Notre Dame, allowing just one run over 5.0 innings with seven strikeouts
- Allowed just one hit over 6.0 scoreless innings against St. John's
- Dominant in his first start of the year, tossing 4.1 one-hit innings, while matching his career his of nine strikeouts

DALLAS' TENNESSEE NOTES

As a Freshman (2024):

- Struck out the side in an inning pitched against in-state opponent Belmont (5/14).
- Had his second appearance against an SEC foe, recording one out in a win over Missouri (4/25).
- Faced four batters and had two strikeouts in a midweek win over Western Carolina (4/23).
- Totaled 1.1 innings pitched and struck out one batter in a win over Bellarmine (4/16).
- Appeared in his first conference game in a showdown against Georgia (3/29).
- Tallied an inning of work and a strikeout in a midweek win against Xavier (3/19).
- Pitched in his first career start, tallying 3.0 innings pitched and three strikeouts against ETSU (2/21).

CAREER STATS

Year	era	w-l	app	gs	cg	sho	sv	ip	h	r	er	bb	so	2b	3b	hr	bf	bavg	wp	hbp	bk	sfa	sha
2024*	4.76	1-0	15	2	0	0/0	0	17.0	11	9	9	10	22	5	0	2	0	.180	0	4	0	1	0
2025	5.03	4-1	12	12	0	0/2	0	48.1	48	35	27	25	55	11	0	4	225	.249	3	4	0	1	1
TOTAL	5.03	4-1	12	12	0	0/2	0	48.1	48	35	27	25	55	11	0	4	225	.249	3	4	0	1	1
All*	4.96	5-1	27	14	0	0/2	0	65.1	59	44	36	35	77	16	0	6	225	.232	3	8	0	2	1

DALLAS' 2025 GAME-BY-GAME PITCHING STATS

DATE	OPP	GS	IP	H	R	ER	BB	SO	2B	3B	HR	WP	BK	HBP	W/L	SV	ERA
2/15	LIU	*	4.1	1	0	0	2	9	1	0	0	0	0	0	W	-	0.00
2/22	St. John's	*	6.0	1	0	0	4	4	0	0	0	0	0	0	W	-	0.00
3/1	Maryland	*	2.0	8	5	4	2	1	4	0	0	0	0	0	-	-	18.0
3/8	Notre Dame	*	5.0	4	1	1	1	7	0	0	0	0	0	1	W	-	1.80
3/15	Miami	*	4.1	7	4	4	2	2	2	0	1	0	0	0	-	-	8.31
3/22	Clemson	*	2.1	1	4	2	3	2	0	0	0	0	0	1	-	-	7.71
3/29	Virginia Tech	*	2.0	7	8	7	2	1	3	0	1	0	0	0	-	-	31.5
4/8	UNCG	*	4.2	1	1	1	2	11	0	0	0	1	0	0	-	-	1.93
4/15	Coastal	*	3.2	8	5	2	3	3	1	0	0	0	0	0	-	-	4.91
4/22	Liberty	*	5.0	4	1	0	0	5	0	0	0	1	0	1	-	-	0.00
4/29	App State	*	5.2	1	2	2	3	6	0	0	1	1	0	1	W	-	3.18
5/10	Pitt	*	3.1	5	4	4	1	4	0	0	1	0	0	0	-	-	10.8
TOTALS			48.1	48	35	27	25	55	11	0	4	3	0	0	4-1	-	5.03

DALLAS' SEASON HIGHS

CATEGORY	HIGHS	OPPONENT	DATE
IP	6.0	St. John's	2/22/25
H	1	5x, last - Liberty	4/22/25
R	0	2x, last - St. John's	2/22/25
ER	0	3x, last - Liberty	4/22/25
BB	0	Liberty	4/22/25
K	11	UNCG	4/8/25

DALLAS' CAREER HIGHS

CATEGORY	HIGHS	OPPONENT	DATE
IP	6.0	St. John's	2/22/25
H	0	2x, last - High Point	2/27/24
R	0	4x, last - St. John's	2/22/25
ER	0	5x, last - Liberty	4/22/25
BB	0	Liberty	4/22/25
K	11	UNCG	4/8/25

DALLAS' LAST

Last Win	App State, 4/29/25
Last Loss	Virginia Tech, 3/29/25
Last Save	
Last App.	Pitt, 5/10/25
Last Start	Pitt, 5/10/25
Last Relief	vs. Vanderbilt, 5/22/24

DALLAS' START STATS

CATEGORY	2025	CAREER
Pitched 5.0+	4	4
Struckout 5+	5	5
Struckout 10+	1	1
No Walks	1	1
Allowed 2 or Fewer Earned Runs	8	9
Allowed 3 Hits or Fewer	5	6

2 IP Minimum on Season Stats, Career Highs & Start Stats

SUNDAY STARTER

18 | RHP

CHRIS LEVONAS
FF | SI | FC | SL | CH | CB
Fr. | 6'2" | 175 | R/R
Holmdel, NJ
Christian Brothers Academy



LEVONAS' 2025 STATS

W-L | ERA | G/GS |
3-1 | 5.34 | 10/9 |
IP | K | BB | B/AVG |
30.1 | 38 | 19 | .241

LEVONAS' HIGH SCHOOL NOTES

- Pitched 31.2 innings in his senior season for CBA and was dominant
- Showed a fastball that topped out at 98 miles per hour
- Had 68 strikeouts against just ten walks and only allowed nine hits during the 2024 season finishing with a 0.44 ERA and a 0.60 WHIP
- Went 5-1, striking out 73 batters in 42 innings as a junior
- Drafted 67th overall by Milwaukee Brewers in the 2024 MLB Draft
- One of just three of the 315 players selected in the first 10 rounds to not go the professional route
- No.1 RHP out of New Jersey and No. 44 overall player
- Rated as the No. 59 MLB Prospect
- 2024 MLB Draft Combine Invite

LEVONAS' WAKE FOREST NOTES

- Earned his third win at Stanford with four scoreless innings
- Punched out 10 in 5.0 innings against High Point
- Dominant against Elon, allowing just one hit over 4.0 innings with five strikeouts
- Held Liberty without a hit over 2.1 innings with four K's

LEVONAS' 2025 GAME-BY-GAME PITCHING STATS

DATE	OPP	GS	IP	H	R	ER	BB	SO	2B	3B	HR	WP	BK	HBP	W/L	SV	ERA
3/4	at App State	*	1.0	0	0	0	1	1	0	0	0	0	0	1	-	-	0.00
3/11	at Coastal	*	1.0	2	2	2	2	1	0	0	1	1	0	0	-	-	18.0
3/18	at Liberty	*	2.1	0	1	1	3	4	0	0	0	0	0	0	-	-	3.86
3/25	at Elon	*	4.0	1	0	0	1	5	0	0	0	0	0	0	W	-	0.00
4/1	High Point	*	5.0	1	0	0	2	10	0	0	1	0	0	0	W	-	0.00
4/11	at UNC	*	3.2	9	8	7	2	3	2	0	1	0	1	1	L	-	17.2
4/17	B.C.	*	4.0	5	3	3	2	3	2	0	1	0	0	0	-	-	6.75
4/27	at Stanford	*	4.0	3	0	0	1	3	0	0	0	0	0	1	W	-	0.00
5/4	GW		1.1	2	4	4	3	3	0	0	2	1	0	0	-	-	27.0
5/11	Pitt	*	4.0	4	1	1	2	5	1	0	1	0	0	1	-	-	2.25
TOTALS			30.1	27	19	18	19	38	5	0	6	3	1	4	3-1	-	5.34

LEVONAS' SEASON HIGHS

CATEGORY	HIGHS	OPPONENT	DATE
IP	5.0	High Point	4/1/25
H	0	at Liberty	4/1/25
R	0	3x, last - at Stanford	4/27/25
ER	0	3x, last - at Stanford	4/27/25
BB	1	2x, last - at Stanford	4/27/25
K	10	High Point	4/1/25

LEVONAS' CAREER HIGHS

CATEGORY	HIGHS	OPPONENT	DATE
IP	5.0	High Point	4/1/25
H	0	at Liberty	4/1/25
R	0	3x, last - at Stanford	4/27/25
ER	0	3x, last - at Stanford	4/27/25
BB	1	at Elon	4/1/25
K	10	High Point	4/1/25

LEVONAS' LAST

Last Win	at Stanford, 4/27/25
Last Loss	at UNC, 4/11/25
Last Save	
Last App.	Pitt, 5/11/25
Last Start	Pitt, 5/11/25
Last Relief	Gardner-Webb, 5/4/25

LEVONAS' START STATS

CATEGORY	2025	CAREER
Pitched 5.0+	1	1
Struckout 5+	3	3
Struckout 10+	1	1
No Walks		
Allowed 2 or Fewer Earned Runs	5	5
Allowed 3 Hits or Fewer	4	4

2 IP Minimum on Season Stats, Career Highs & Start Stats

CAREER STATS

Year	era	w-l	app	gs	cg	sho	sv	ip	h	r	er	bb	so	2b	3b	hr	bf	bavg	wp	hbp	bk	sfa	sha
2025	5.34	3-1	10	9	0	0/2	0	30.1	27	19	18	19	38	5	0	6	139	.241	3	4	1	0	4
TOTAL	5.34	3-1	10	9	0	0/2	0	30.1	27	19	18	19	38	5	0	6	139	.241	3	4	1	0	4

HEAD COACH TOM WALTER



WALTER'S ACCOLADES

- Second-winningest coach in program history
- Nine players have reach MLB under his tutelage including seven in the last four years.
- 2023 ACC Coach of the Year
- Twelve Deacs drafted among the top 50 picks and seven first-rounders since 2020
- Program-record 10 selections in the 2023 MLB Draft
- 39 All-ACC Selections
- First Regular Season ACC Title since 1963 in 2023
- Wake became just the second team in NCAA Baseball history with three selections in the top 10 picks of the 2024 MLB Draft.

A proven program builder and player developer, Tom Walter completed his 15th season as the head coach of Wake Forest baseball in 2024. Walter was named the 2023 Atlantic Coast Conference Coach of the Year, becoming the third Demon Deacon skipper to receive Coach of the Year honors (George Greer and Marvin Crater) after leading the 2023 Wake Forest ballclub to a historic season.

With 458 wins as the Demon Deacon skipper entering 2025, he sits as the second-winningest coach in program history, trailing only George Greer. Walter reached the 450 win mark in a victory over Western Carolina on May 4, 2024. With the win, Wake Forest reached the 30-win mark for the third-straight season, the longest such streak since the Deacs won 30 or more in six-straight seasons from 1997-2002. Wake Forest's 17-1 win against Pitt on Sunday, April 23, 2023 marked the 400th win of Walter's tenure at the helm of the Demon Deacon baseball program. On April 10, 2022, Walter picked up the 350th win at the helm of the Demon Deacon baseball program as Wake Forest swept Big Four rival Duke for the first time since 2008. Additionally, Walter is one of just three active head coaches in the country to lead three different programs to the NCAA Division I Tournament, becoming just the seventh coach all-time to do so. He joins the ranks of Larry Cochell, Augie Garrido, Sunny Golloway, Andy Lopez, Ron Polk and Jack Stallings, while Randy Mazey and Jim Schlossnagle joined that group after Walter.

Walter has helped 58 players get drafted or sign pro contracts over the last 10 years, including 12 Deacs drafted among the top 50 picks and seven first rounders since 2020 in Chase Burns (2024), Nick Kurtz (2024), Seaver King (2024), Rhett Lowder (2023), Brock Wilken (2023), Ryan Cusick (2021) and Jared Shuster (2020). Wake Forest becomes just the second program to have three Top 10 picks in MLB Draft history during the 2024 MLB Draft, joining the 2004 Rice Owls. Highlighted by two first-round picks, a program-record 10 members of Wake Forest baseball were selected in the 2023 MLB Draft. Wake Forest also had the most players selected out of all the ACC programs and the second-most in the nation. Additionally, the Deacs were the only team to have four pitchers taken within the top 100 picks.

While at Wake Forest, Walter has overseen the development of 2016 National Player of the Year Will Craig, 2019 ACC Player of the Year Bobby Seymour, two-time ACC Pitcher of the Year Rhett Lowder in 2022 and 2023 and 2024 ACC Pitcher of the Year Chase Burns. Additionally, Walter has guided Craig, Nate Mondou, Stuart Fairchild, Gavin Sheets, Ben Breazeale, DJ Poteet, Seymour, Chris Lanzilli, Brock Wilken, Eric Adler, Lowder, Brendan Tinsman, Nick Kurtz, Tommy Hawke, Josh Hartle, Seth Keener, Sean Sullivan Camden Minacci, Chase Burns, and Jake Reinisch to All-America selections as well as a total of 39 All-ACC honorees.

Advancing to the NCAA Greenville Regional in 2024, the Deacs will look for their fourth-straight NCAA Regional appearance in 2025, the longest streak since making five-straight Regionals from 1998-2002. Highlighted by three Top-10 picks for the first time in school history and just the second time in the history of the MLB Draft, six members of Wake Forest baseball were selected in the 2024 MLB Draft. A program record 13 members of the 2024 Wake Forest baseball team earned All-ACC Academic honors as announced by the league office. The 113 Demon Deacon home runs in 2024 marked the third consecutive season the Deacs have reached the century mark and is now the third-highest home run total in program history. Of note, the three-highest totals have all come in the last three seasons. For the third year in a row, a Wake Forest starting pitcher took home Atlantic Coast Conference Pitcher of the Year honors, as junior right-hander Chase Burns was crowned by the league. Burns joins Demon Deacon legend Rhett Lowder (2022 & 2023 Honoree) as the programs only ACC Pitcher of the Year recipients. Burns finished the regular season as the nation's leader in strikeouts (169) and had 45 more punchouts than any other pitcher in the ACC. When he exited his final game as a Deac, he had 191 strikeouts on the season which was the third most in ACC history and the most in Wake Forest history by 48 strikeouts.



WALTER YEAR-BY-YEAR

Yr.	SCHOOL	OVERALL	CONF.	POST.
1997	GEORGE WASHINGTON	21-33	9-12	-
1998	GEORGE WASHINGTON	33-18	13-12	-
1999	GEORGE WASHINGTON	26-30	10-11	-
2000	GEORGE WASHINGTON	37-21	16-5	-
2001	GEORGE WASHINGTON	38-23	13-9	-
2002	GEORGE WASHINGTON	42-23	17-7	REGIONALS
2003	GEORGE WASHINGTON	37-18	12-9	-
2004	GEORGE WASHINGTON	41-18	19-5	-
8 YEARS		275-184 (.599)	109-70 (.609)	1 REG.
2005	NEW ORLEANS	20-39	10-14	-
2006	NEW ORLEANS	30-28	12-12	-
2007	NEW ORLEANS	38-26	16-14	REGIONALS
2008	NEW ORLEANS	43-21	18-11	REGIONALS
2009	NEW ORLEANS	22-33	12-18	-
5 YEARS		153-147 (.510)	68-69 (.496)	2 REG.
2010	WAKE FOREST	18-37	8-22	-
2011	WAKE FOREST	25-31	15-15	-
2012	WAKE FOREST	33-24	13-17	-
2013	WAKE FOREST	28-27	9-20	-
2014	WAKE FOREST	30-26	15-15	-
2015	WAKE FOREST	27-26	12-18	-
2016	WAKE FOREST	35-27	13-17	REGIONALS
2017	WAKE FOREST	43-20	19-11	SUPERS
2018	WAKE FOREST	25-32	13-17	-
2019	WAKE FOREST	31-26	14-16	-
2020	WAKE FOREST	10-8	1-2	-
2021	WAKE FOREST	20-27	10-22	-
2022	WAKE FOREST	41-19-1	15-14-1	REGIONALS
2023	WAKE FOREST	54-12*	22-7**	MCWS
2024	WAKE FOREST	38-22	15-15	REGIONALS
2025	WAKE FOREST	34-18	14-13	-
16 YEARS		492-382-1 (.563)	208-241-1 (.462)	5 REG.

CAREER **920-713-1 (.563)**

* Program Record for Wins



BILL CIENTO
ASSOCIATE HEAD COACH
HITTING COACH
COACHES 3RD BASE
No. 37
16TH YEAR
SIENA, 2003



COREY MUSCARA
ASSISTANT COACH
PITCHING COACH
No. 44
4TH YEAR
FRANKLIN PIERCE, 2009



MATT WESSINGER
ASSISTANT COACH
ASST. HITTING COACH
COACHES 1ST BASE
No. 38
3RD YEAR
ST. JOHN'S, 2013

WAKE FOREST BASEBALL

2025 BATTING ORDERS

DATE	OPPONENT	RESULT	RECORD	1	2	3	4	5	6	7	8	9
2/14	LIU	W, 14-2	1-0	SCANNELL	HOUSTON	CONRAD	WINNAY	LEWIS	KEENAN	WENTZ	WILLIAMS	HAWKE
2/14	MARIST	W, 11-4	1-0	MORALES	HOUSTON	CONRAD	WINNAY	LEWIS	WENTZ	WILLIAMS	CONTE	BURLEY
2/15	LIU	W, 14-0	1-0	SCANNELL	HOUSTON	CONRAD	LEWIS	KEENAN	WENTZ	PREISANO	WILLIAMS	MORALES
2/16	MARIST	W, 24-6	1-0	SALVINO	HOUSTON	CONRAD	WINNAY	LEWIS	KATZ	PREISANO	CONTE	HAWKE
2/18	AT UNCG	L, 4-0	0-1	HAWKE	HOUSTON	CONRAD	WINNAY	LEWIS	PREISANO	KATZ	WENTZ	KEENAN
2/21	ST. JOHN'S	W, 7-0	1-0	WENTZ	HOUSTON	CONRAD	WINNAY	LEWIS	KATZ	SCANNELL	KEENAN	HAWKE
2/22	ST. JOHN'S	W, 11-0	1-0	MORALES	HOUSTON	CONRAD	WINNAY	LEWIS	WENTZ	WILLIAMS	KEENAN	SCANNELL
2/23	ST. JOHN'S	W, 9-6	1-0	MORALES	HOUSTON	CONRAD	WINNAY	LEWIS	WENTZ	SCANNELL	CONTE	WILLIAMS
2/25	ELON	W, 9-6	1-0	MORALES	HOUSTON	CONRAD	WINNAY	LEWIS	WENTZ	SCANNELL	KEENAN	WILLIAMS
2/28	PRINCETON	W, 3-1	2-0	MORALES	HOUSTON	CONRAD	WINNAY	LEWIS	WENTZ	SCANNELL	KEENAN	WILLIAMS
3/1	MARYLAND	L, 9-8	2-1	MORALES	HOUSTON	CONRAD	WINNAY	LEWIS	WENTZ	SCANNELL	KEENAN	WILLIAMS
3/2	PRINCETON	L, 7-6	0-1	MORALES	HOUSTON	CONRAD	WINNAY	LEWIS	WENTZ	KATZ	CONTE	HAWKE
3/2	MARYLAND	W, 9-1	1-0	MORALES	HOUSTON	CONRAD	WINNAY	LEWIS	WENTZ	SCANNELL	KEENAN	HAWKE
3/4	AT APP STATE	W, 14-6	1-0	HOUSTON	CONRAD	WINNAY	LEWIS	WENTZ	HAWKE	PREISANO	CONTE	WILLIAMS
3/7	NOTRE DAME	W, 19-5	1-0	SCANNELL	HOUSTON	CONRAD	WINNAY	LEWIS	WENTZ	HAWKE	KEENAN	MORALES
3/8	NOTRE DAME	W, 6-5	1-0	SCANNELL	HOUSTON	CONRAD	WINNAY	LEWIS	WENTZ	HAWKE	CONTE	MORALES
3/9	NOTRE DAME	W, 11-1	1-0	SCANNELL	HOUSTON	CONRAD	WINNAY	LEWIS	WENTZ	WILLIAMS	KEENAN	MORALES
3/11	AT COASTAL	W, 16-6	1-0	SCANNELL	HOUSTON	CONRAD	WINNAY	LEWIS	WENTZ	HAWKE	CONTE	WILLIAMS
3/14	MIAMI	W, 8-0	1-0	SCANNELL	HOUSTON	CONRAD	WINNAY	LEWIS	WENTZ	HAWKE	KEENAN	WILLIAMS
3/15	MIAMI	W, 5-4	1-0	SCANNELL	HOUSTON	CONRAD	WINNAY	LEWIS	WENTZ	WILLIAMS	CONTE	MORALES
3/15	MIAMI	W, 12-10	1-0	SCANNELL	HOUSTON	CONRAD	WINNAY	LEWIS	WENTZ	WILLIAMS	KEENAN	HAWKE
3/18	AT LIBERTY	L, 11-8	0-1	SCANNELL	HOUSTON	LEWIS	WINNAY	WENTZ	WILLIAMS	HAWKE	CONTE	MORALES
3/21	AT CLEMSON	L, 5-1	0-1	SCANNELL	HOUSTON	LEWIS	WINNAY	WENTZ	WILLIAMS	KEENAN	HAWKE	MORALES
3/22	AT CLEMSON	W, 12-10	1-0	SCANNELL	HOUSTON	LEWIS	WINNAY	PREISANO	WENTZ	WILLIAMS	KEENAN	HAWKE
3/23	AT CLEMSON	L, 7-6	1-1	SCANNELL	HOUSTON	LEWIS	WINNAY	PREISANO	WENTZ	WILLIAMS	KEENAN	HAWKE
3/25	AT ELON	W, 10-0	1-0	SCANNELL	WILLIAMS	HOUSTON	WINNAY	WENTZ	PREISANO	COSTELLO	KEENAN	HAWKE
3/28	VIRGINIA TECH	L, 13-2	0-1	SCANNELL	WILLIAMS	HOUSTON	LEWIS	WINNAY	WENTZ	MORALES	KEENAN	HAWKE
3/29	VIRGINIA TECH	L, 11-8	0-1	SCANNELL	HOUSTON	LEWIS	WINNAY	COSTELLO	WENTZ	WILLIAMS	PREISANO	CONTE
3/30	VIRGINIA TECH	L, 6-5	0-1	SCANNELL	WILLIAMS	HOUSTON	LEWIS	WINNAY	WENTZ	MORALES	KEENAN	NELSON
4/1	VS. HIGH POINT	W, 13-1	1-0	NELSON	SCANNELL	HOUSTON	LEWIS	WINNAY	WILLIAMS	COSTELLO	WENTZ	CONTE
4/4	AT FLORIDA STATE	L, 5-4	0-1	NELSON	HOUSTON	LEWIS	WINNAY	WENTZ	COSTELLO	WILLIAMS	CONTE	SCANNELL
4/5	AT FLORIDA STATE	W, 12-0	1-0	SCANNELL	HOUSTON	LEWIS	WINNAY	WENTZ	COSTELLO	WILLIAMS	KEENAN	NELSON
4/6	AT FLORIDA STATE	W, 17-2	2-0	SCANNELL	HOUSTON	LEWIS	WINNAY	WENTZ	COSTELLO	WILLIAMS	KEENAN	NELSON
4/8	UNCG	W, 6-3	1-0	SCANNELL	HOUSTON	LEWIS	WINNAY	WENTZ	COSTELLO	WILLIAMS	CONTE	NELSON
4/11	AT UNC	L, 11-1	2-1	SCANNELL	HOUSTON	LEWIS	WINNAY	WENTZ	COSTELLO	WILLIAMS	KEENAN	NELSON
4/12	AT UNC	L, 17-1	0-1	NELSON	HOUSTON	LEWIS	WINNAY	WENTZ	SCANNELL	CONTE	KEENAN	WILLIAMS
4/13	AT UNC	L, 3-2	0-1	NELSON	HOUSTON	LEWIS	WINNAY	WENTZ	COSTELLO	SCANNELL	KEENAN	WILLIAMS
4/15	COASTAL	W, 16-5	1-0	NELSON	HOUSTON	LEWIS	WINNAY	WENTZ	COSTELLO	SCANNELL	CONTE	WILLIAMS
4/17	B.C.	W, 5-4	1-0	NELSON	HOUSTON	LEWIS	WINNAY	WENTZ	COSTELLO	SCANNELL	KEENAN	HAWKE
4/18	B.C.	L, 7-2	0-1	HOUSTON	NELSON	LEWIS	COSTELLO	WENTZ	WINNAY	SCANNELL	KEENAN	HAWKE
4/19	B.C.	L, 7-5	0-1	NELSON	HOUSTON	LEWIS	COSTELLO	WINNAY	WENTZ	SCANNELL	CONTE	MORALES
4/22	LIBERTY	W, 6-4	1-0	NELSON	HOUSTON	LEWIS	WINNAY	COSTELLO	WENTZ	KATZ	KEENAN	WILLIAMS
4/25	AT STANFORD	L, 7-6	0-1	NELSON	HOUSTON	LEWIS	WINNAY	COSTELLO	WENTZ	SCANNELL	KEENAN	WILLIAMS
4/26	AT STANFORD	W, 12-9	1-1	NELSON	HOUSTON	LEWIS	WINNAY	COSTELLO	WENTZ	SCANNELL	KEENAN	WILLIAMS
4/27	AT STANFORD	W, 10-0	1-0	NELSON	HOUSTON	LEWIS	WINNAY	COSTELLO	WILLIAMS	SCANNELL	CONTE	HAWKE
4/29	VS. APP STATE	W, 3-2	2-0	NELSON	HOUSTON	LEWIS	WINNAY	COSTELLO	WILLIAMS	SCANNELL	CONTE	HAWKE
5/4	GARDNER-WEBB	W, 4-3	1-0	MORALES	HOUSTON	LEWIS	WINNAY	COSTELLO	WILLIAMS	SCANNELL	HAWKE	KEENAN
5/4	GARDNER-WEBB	W, 9-8	1-0	SCANNELL	HOUSTON	LEWIS	WINNAY	COSTELLO	KATZ	WILLIAMS	CONTE	HAWKE
5/9	PITT	W, 12-3	1-0	SCANNELL	HOUSTON	LEWIS	WINNAY	COSTELLO	WENTZ	HAWKE	KEENAN	WILLIAMS
5/10	PITT	L, 10-8	0-1	SCANNELL	HOUSTON	LEWIS	WINNAY	COSTELLO	WILLIAMS	HAWKE	CONTE	KATZ
5/11	PITT	W, 6-3	1-0	HAWKE	HOUSTON	LEWIS	WINNAY	COSTELLO	WENTZ	SCANNELL	KEENAN	WILLIAMS
5/13	HIGH POINT	L, 7-5	0-1	SCANNELL	HOUSTON	LEWIS	WINNAY	COSTELLO	WENTZ	HAWKE	WILLIAMS	CONTE

2025 STARTING LINEUPS IN THE FIELD

DATE	OPPONENT	RESULT	P	C	1B	2B	3B	SS	LF	CF	RF	DH
2/14	LIU	W, 14-2	HOUSTON	KEENAN	WINNAY	HAWKE	WENTZ	HOUSTON	WILLIAMS	CONRAD	SCANNELL	LEWIS
2/14	MARIST	W, 11-4	ARIOLA	BURLEY	WENTZ	MORALES	WENTZ	HOUSTON	WILLIAMS	CONRAD	WINNAY	CONTE
2/15	LIU	W, 14-0	DALLAS	KEENAN	LEWIS	MORALES	WENTZ	HOUSTON	WILLIAMS	CONRAD	SCANNELL	PREISANO
2/16	MARIST	W, 24-6	MORNINGSTAR	CONTE	WINNAY	HAWKE	LEWIS	HOUSTON	KATZ	CONRAD	SALVINO	PREISANO
2/18	AT UNCG	L, 4-0	BEDFORD	KEENAN	LEWIS	HAWKE	WENTZ	HOUSTON	KATZ	CONRAD	WINNAY	PREISANO
2/21	ST. JOHN'S	W, 7-0	LUNCEFORD	KEENAN	LEWIS	HAWKE	WENTZ	HOUSTON	WINNAY	CONRAD	SCANNELL	KATZ
2/22	ST. JOHN'S	W, 11-0	DALLAS	KEENAN	WINNAY	MORALES	WENTZ	HOUSTON	WILLIAMS	CONRAD	SCANNELL	LEWIS
2/23	ST. JOHN'S	W, 9-6	ARIOLA	CONTE	WINNAY	MORALES	LEWIS	HOUSTON	WILLIAMS	CONRAD	SCANNELL	WENTZ
2/25	ELON	W, 9-6	BEDFORD	KEENAN	WINNAY	MORALES	WENTZ	HOUSTON	WILLIAMS	CONRAD	SCANNELL	LEWIS
2/28	PRINCETON	W, 3-1	LUNCEFORD	KEENAN	WINNAY	MORALES	WENTZ	HOUSTON	WILLIAMS	CONRAD	SCANNELL	LEWIS
3/1	MARYLAND	L, 9-8	DALLAS	KEENAN	LEWIS	MORALES	WENTZ	HOUSTON	WILLIAMS	CONRAD	SCANNELL	WINNAY
3/2	PRINCETON	L, 7-6	BEDFORD	CONTE	LEWIS	HAWKE	WENTZ	HOUSTON	MORALES	CONRAD	WINNAY	KATZ
3/2	MARYLAND	W, 9-1	MORNINGSTAR	KEENAN	WINNAY	HAWKE	WENTZ	HOUSTON	WILLIAMS	CONRAD	SCANNELL	LEWIS
3/4	APP STATE	W, 14-6	LEVONAS	CONTE	PREISANO	HAWKE	WENTZ	HOUSTON	WILLIAMS	CONRAD	WINNAY	LEWIS
3/7	NOTRE DAME	W, 19-5	LUNCEFORD	KEENAN	WINNAY	HAWKE	WENTZ	HOUSTON	MORALES	CONRAD	SCANNELL	LEWIS
3/8	NOTRE DAME	W, 6-5	DALLAS	CONTE	WINNAY	HAWKE	WENTZ	HOUSTON	MORALES	CONRAD	SCANNELL	LEWIS
3/9	NOTRE DAME	W, 11-1	MORNINGSTAR	KEENAN	WINNAY	MORALES	WENTZ	HOUSTON	WILLIAMS	CONRAD	SCANNELL	LEWIS
3/11	AT COASTAL	W, 16-6	LEVONAS	CONTE	WINNAY	HAWKE	LEWIS	HOUSTON	WILLIAMS	CONRAD	SCANNELL	WENTZ
3/14	MIAMI	W, 8-0	LUNCEFORD	KEENAN	WINNAY	HAWKE	WENTZ	HOUSTON	WILLIAMS	CONRAD	SCANNELL	LEWIS
3/15	MIAMI	W, 5-4	DALLAS	CONTE	WINNAY	MORALES	LEWIS	HOUSTON	WILLIAMS	CONRAD	SCANNELL	WENTZ
3/15	MIAMI	W, 12-10	MORNINGSTAR	KEENAN	WINNAY	HAWKE	WENTZ	HOUSTON	WILLIAMS	CONRAD	SCANNELL	LEWIS
3/18	AT LIBERTY	L, 11-8	LEVONAS	CONTE	WINNAY	HAWKE	WENTZ	HOUSTON	MORALES	WILLIAMS	SCANNELL	LEWIS
3/21	AT CLEMSON	L, 5-1	LUNCEFORD	KEENAN	WINNAY	HAWKE	LEWIS	HOUSTON	MORALES	WILLIAMS	SCANNELL	WENTZ
3/22	AT CLEMSON	W, 12-10	DALLAS	KEENAN	PREISANO	HAWKE	LEWIS	HOUSTON	WINNAY	WILLIAMS	SCANNELL	WENTZ
3/23	AT CLEMSON	L, 7-6	MORNINGSTAR	KEENAN	PREISANO	HAWKE	WENTZ	HOUSTON	WINNAY	WILLIAMS	SCANNELL	LEWIS
3/25	AT ELON	W, 10-0	LEVONAS	KEENAN	WINNAY	HAWKE	WENTZ	HOUSTON	COSTELLO	WILLIAMS	SCANNELL	PREISANO
3/28	VIRGINIA TECH	L, 13-2	LUNCEFORD	KEENAN	WINNAY	HAWKE	LEWIS	HOUSTON	MORALES	WILLIAMS	SCANNELL	WENTZ
3/29	VIRGINIA TECH	L, 11-8	DALLAS	CONTE	WINNAY	WENTZ	LEWIS	HOUSTON	COSTELLO	WILLIAMS	SCANNELL	PREISANO
3/30	VIRGINIA TECH	L, 6-5	MORNINGSTAR	KEENAN	WINNAY	MORALES	WENTZ	HOUSTON	WILLIAMS	NELSON	SCANNELL	LEWIS
4/1	VS. HIGH POINT	W, 13-1	LEVONAS	CONTE	WINNAY	WENTZ	LEWIS	HOUSTON	WILLIAMS	NELSON	SCANNELL	COSTELLO
4/4	AT FLORIDA STATE	L, 5-4	SCHMOLKE	CONTE	WINNAY	WENTZ	LEWIS	HOUSTON	WILLIAMS	NELSON	SCANNELL	COSTELLO
4/5	AT FLORIDA STATE	W, 12-0	LUNCEFORD	KEENAN	WINNAY	WENTZ	LEWIS	HOUSTON	WILLIAMS	NELSON	SCANNELL	COSTELLO
4/6	AT FLORIDA STATE	W, 17-2	MORNINGSTAR	KEENAN	WINNAY	WENTZ	LEWIS	HOUSTON	WILLIAMS	NELSON	SCANNELL	COSTELLO
4/8	UNCG	W, 6-3	DALLAS	CONTE	WINNAY	WENTZ	LEWIS	HOUSTON	WILLIAMS	NELSON	SCANNELL	COSTELLO
4/11	AT UNC	L, 11-1	LEVONAS	KEENAN	WINNAY	WENTZ	LEWIS	HOUSTON	WILLIAMS	NELSON	SCANNELL	COSTELLO
4/12	AT UNC	L, 17-1	LUNCEFORD	KEENAN	WINNAY	WENTZ	LEWIS	HOUSTON	WILLIAMS	NELSON	SCANNELL	CONTE
4/13	AT UNC	L, 3-2	MORNINGSTAR	KEENAN	WINNAY	WENTZ	LEWIS	HOUSTON	WILLIAMS	NELSON	SCANNELL	COSTELLO
4/15	COASTAL	W, 16-5	DALLAS	CONTE	WINNAY	WENTZ	LEWIS	HOUSTON	WILLIAMS	NELSON	SCANNELL	COSTELLO
4/17	B.C.	W, 5-4	LEVONAS	KEENAN	WINNAY	HAWKE	WENTZ	HOUSTON	COSTELLO	NELSON	SCANNELL	LEWIS
4/18	B.C.	L, 7-2	LUNCEFORD	KEENAN	WINNAY	HAWKE	LEWIS	HOUSTON	COSTELLO	NELSON	SCANNELL	WENTZ
4/19	B.C.	L, 7-5	MORNINGSTAR	CONTE	WINNAY	WENTZ	LEWIS	HOUSTON	MORALES	NELSON	SCANNELL	COSTELLO
4/22	LIBERTY	W, 6-4	DALLAS	KEENAN	WINNAY	WENTZ	LEWIS	HOUSTON	WILLIAMS	NELSON	KATZ	COSTELLO
4/25	AT STANFORD	L, 7-6	LUNCEFORD	KEENAN	WINNAY	WENTZ	LEWIS	HOUSTON	WILLIAMS	NELSON	SCANNELL	COSTELLO
4/26	AT STANFORD	W, 12-9	MORNINGSTAR	KEENAN	WINNAY	WENTZ	LEWIS	HOUSTON	WILLIAMS	NELSON	SCANNELL	COSTELLO
4/27	AT STANFORD	W, 10-0	LEVONAS	CONTE	WINNAY	HAWKE	LEWIS	HOUSTON	WILLIAMS	NELSON	SCANNELL	COSTELLO
4/29	VS. APP STATE	W, 3-2	DALLAS	CONTE	WINNAY	HAWKE	LEWIS	HOUSTON	WILLIAMS	NELSON	SCANNELL	COSTELLO
5/4	GARDNER-WEBB	W, 4-3	MORNINGSTAR	KEENAN	WINNAY	HAWKE	LEWIS	HOUSTON	MORALES	WILLIAMS	SCANNELL	COSTELLO
5/4	GARDNER-WEBB	W, 9-8	LUNCEFORD	CONTE	WINNAY	HAWKE	LEWIS	HOUSTON	KATZ	WILLIAMS	SCANNELL	COSTELLO
5/9	PITT	W, 13-2	MORNINGSTAR	KEENAN	WINNAY	HAWKE	LEWIS	HOUSTON	COSTELLO	WILLIAMS	SCANNELL	WENTZ
5/10	PITT	L, 10-8	DALLAS	CONTE	WINNAY	HAWKE	LEWIS	HOUSTON	COSTELLO	WILLIAMS	SCANNELL	KATZ
5/11	PITT	W, 6-3	LEVONAS	KEENAN	WINNAY	HAWKE	LEWIS	HOUSTON	COSTELLO	WILLIAMS	SCANNELL	WENTZ
5/13	HIGH POINT	L, 7-5	LUNCEFORD	CONTE	WINNAY	HAWKE	LEWIS	HOUSTON	COSTELLO	WILLIAMS	SCANNELL	WENTZ

WAKE FOREST BASEBALL

2025 HOME RUN TRACKER

No.	PLAYER	OPPONENT	DATE	RUNS	OUTS	PITCHER	INNING	SCORE (POST HR)
1	HOUSTON	LIU	2/14	4	2	LUCHIES	4TH	14-0
2	HOUSTON (2)	MARIST	2/14	1	1	BURT	5TH	9-4
3	PREISANO	LIU	2/15	2	0	DeCASTRO	1ST	2-0
4	HOUSTON (3)	LIU	2/15	2	0	KASSEBAUM	6TH	14-0
5	WINNAY	MARIST	2/16	4	2	HACKER	3RD	11-0
6	HAWKE	MARIST	2/16	2	1	COTTLE	5TH	17-3
7	CONRAD	MARIST	2/16	2	1	CARVER	5TH	20-3
8	KATZ	MARIST	2/16	1	0	CARVER	6TH	21-3
9	SCANNELL	ST. JOHN'S	2/21	4	1	JOHNSON	5TH	4-0
10	LEWIS	ST. JOHN'S	2/21	1	0	FALCON	7TH	5-0
11	WENTZ	ST. JOHN'S	2/21	2	0	HOECKELE	8TH	7-0
12	WINNAY (2)	ST. JOHN'S	2/22	1	0	RODRIGUEZ	2ND	1-0
13	WINNAY (3)	ST. JOHN'S	2/22	2	2	RODRIGUEZ	3RD	5-0
14	LEWIS (2)	ST. JOHN'S	2/22	1	2	RODRIGUEZ	3RD	6-0
15	SCANNELL (2)	ST. JOHN'S	2/23	1	0	CHASE	2ND	4-4
16	HOUSTON (4)	ST. JOHN'S	2/23	2	1	MARINARO	4TH	7-4
17	KEENAN (1)	ELON	2/25	3	1	STRANIERO	4TH	5-6
18	CONRAD (2)	ELON	2/25	1	1	MUSTARD	6TH	7-6
19	WINNAY (4)	ELON	2/25	1	1	MUSTARD	6TH	8-6
20	HOUSTON (5)	ELON	2/25	1	1	MITCHELL	8TH	9-6
21	MORALES	PRINCETON	2/28	1	0	EPISCOP	1ST	1-0
22	LEWIS (3)	MARYLAND	3/1	3	0	RYAN	3RD	5-5
23	KEENAN (2)	MARYLAND	3/1	1	2	KOSHY	3RD	6-5
24	CONTE	PRINCETON	3/2	1	0	KINNEEN	3RD	1-0
25	CONRAD (3)	MARYLAND	3/2	3	0	WREN	7TH	4-1
26	WINNAY (5)	MARYLAND	3/2	1	0	WREN	7TH	5-1
27	WINNAY (6)	MARYLAND	3/2	3	1	MILBERG	8TH	9-1
28	CONRAD (4)	AT APP STATE	3/4	1	1	BAROZZINO	5TH	1-3
29	HOUSTON (6)	NOTRE DAME	3/7	3	1	RADEL	4TH	8-3
30	HOUSTON (7)	NOTRE DAME	3/8	1	1	DENNIES	1ST	1-0
31	CONRAD (5)	NOTRE DAME	3/8	1	1	DENNIES	1ST	2-0
32	WINNAY (7)	NOTRE DAME	3/8	1	1	DENNIES	1ST	3-0
33	SCANNELL (3)	NOTRE DAME	3/9	1	0	FOX	1ST	1-0
34	CONRAD (6)	NOTRE DAME	3/9	2	2	KOESTER	8TH	11-1
35	CONRAD (7)	AT COASTAL	3/11	3	1	HORN	2ND	5-2
36	LEWIS (4)	AT COASTAL	3/11	2	0	BELL	4TH	8-4
37	WINNAY (8)	MIAMI	3/14	2	2	ROBERT	1ST	2-0
38	WENTZ (2)	MIAMI	3/14	1	0	ROBERT	2ND	3-0
39	HOUSTON (8)	MIAMI	3/14	4	1	ROBERT	4TH	7-0
40	WILLIAMS	MIAMI	3/15	2	0	HUGUS	5TH	2-4
41	LEWIS (5)	MIAMI	3/15	1	1	CLEVELAND	8TH	4-4
42	LEWIS (6)	MIAMI	3/15	3	1	COLLERA	6TH	8-7
43	WINNAY (9)	AT LIBERTY	3/18	4	0	MATHIESEN	1ST	4-0
44	SCANNELL (4)	AT LIBERTY	3/18	1	2	MATHIESEN	2ND	5-0
45	MORALES (2)	AT LIBERTY	3/18	2	2	McCUCKER	6TH	8-11
46	LEWIS (7)	AT CLEMSON	3/22	1	1	KNAAK	6TH	1-5
47	HOUSTON (8)	AT CLEMSON	3/23	1	1	DARDEN	1ST	1-0
48	KEENAN (3)	AT CLEMSON	3/23	4	1	DARDEN	3RD	7-0
49	LEWIS (8)	AT CLEMSON	3/23	3	2	FITZGERALD	3RD	10-0
50	PREISANO (2)	AT CLEMSON	3/24	2	2	LEGEUERNIC	1ST	3-0
51	HOUSTON (10)	AT ELON	3/25	2	1	SPINOZA	6TH	8-0
52	SCANNELL (5)	VIRGINIA TECH	3/29	2	0	MARCIANO	3RD	2-8
53	LEWIS (9)	VIRGINIA TECH	3/29	2	0	MARCIANO	3RD	4-8
54	WILLIAMS (2)	VIRGINIA TECH	3/29	2	2	EXUM	3RD	6-8
55	COSTELLO	VIRGINIA TECH	3/29	1	2	SENTLINGER	4TH	7-8
56	LEWIS (10)	VIRGINIA TECH	3/29	1	2	MANNING	8TH	8-11
57	WINNAY (10)	AT FLORIDA STATE	4/4	2	0	KNIER	6TH	2-4
58	WENTZ (3)	AT FLORIDA STATE	4/4	1	0	KNIER	6TH	3-4
59	KEENAN (4)	AT FLORIDA STATE	4/5	1	0	VOLINI	2ND	2-0
60	WENTZ (4)	AT FLORIDA STATE	4/5	3	0	VOLINI	3RD	5-0
61	SCANNELL (6)	AT FLORIDA STATE	4/5	3	2	MANCA	4TH	11-0
62	WENTZ (5)	AT FLORIDA STATE	4/6	2	0	MENDES	4TH	2-2
63	NELSON	AT FLORIDA STATE	4/6	2	2	MENDES	4TH	4-2
64	HAWKE (2)	UNCG	4/8	2	0	READY	6TH	3-1
65	CONTE (2)	UNCG	4/8	2	0	DEAR	7TH	5-1
66	WENTZ (6)	AT UNC	4/12	1	1	HAUGH	4TH	1-8
67	WENTZ (7)	COASTAL	4/15	3	2	APPELMAN	1ST	3-2
68	COSTELLO (2)	COASTAL	4/15	4	0	BELL	3RD	8-2
69	COSTELLO (3)	COASTAL	4/15	1	1	JOYCE	7TH	9-5
70	LEWIS (11)	B.C.	4/17	1	0	RYAN	8TH	5-4
71	MORALES (3)	B.C.	4/19	1	2	MUDD	6TH	4-4
72	COSTELLO (4)	LIBERTY	4/22	1	0	HARRINGTON	6TH	4-3
73	WINNAY (10)	AT STANFORD	4/25	2	0	KEENAN	7TH	5-2
74	KEENAN (5)	GARDNER-WEBB	5/4	1	0	VIEIRA	3RD	1-1
75	HAWKE (3)	GARDNER-WEBB	5/4	3	1	PRESLEY	4TH	5-4
76	HAWKE (4)	GARDNER-WEBB	5/4	2	1	GUZMAN	6TH	8-8
77	CONTE (3)	GARDNER-WEBB	5/4	1	2	MANRIQUEZ	8TH	9-8
78	WINNAY (11)	PITT	5/9	3	1	GARDNER	1ST	3-1
79	HAWKE (5)	PITT	5/9	2	2	GARDNER	3RD	7-3
80	HAWKE (6)	PITT	5/9	2	1	COLEMAN	5TH	10-3
81	SCANNELL (7)	PITT	5/9	1	0	COLEMAN	6TH	11-3
82	HOUSTON (11)	PITT	5/9	1	0	COLEMAN	6TH	12-3
83	COSTELLO (5)	PITT	5/10	2	2	DEMI	1ST	3-0
84	COSTELLO (6)	PITT	5/10	1	1	FIROVED	7TH	7-6
85	COSTELLO (7)	PITT	5/11	1	2	COSTELLO	3RD	1-0
86	SCANNELL (8)	HIGH POINT	5/13	1	0	WELLS	1ST	1-0

LAST TIME IT HAPPENED

BATTING

5 hits in a game	Justin Johnson at Pitt (4/22/23)
6 hits in a game	Nick Kurtz vs. Georgia Tech (3/19/22)
7 hits in a game	Ryan Hubbard at Maryland (3/16/03)
Reached base 6 times	Nick Kurtz at High Point (5/1/24)
Reached base 7 times	Ryan Hubbard at Maryland (3/16/03)
4 runs in a game	Scannell and Morales vs. Notre Dame (3/7/25)
5 runs in a game	Brock Wilken vs. Alabama (6/11/23)
6 runs in a game	Corey Slavik at High Point (2/21/00)
10-game hitting streak	Javar Williams, 15 games (3/1-3/30/25)
15-game hitting streak	Kade Lewis, 18 games (3/1-4/1/25)
20-game hitting streak	Gavin Sheets, 22 games (4/5-5/17/16)
25-game hitting streak	Jake Austin, 26 games (1992)
3 doubles in a game	Kade Lewis vs. Notre Dame (3/9/25)
2 triples in a game	Brett Armour at Elon (5/1/13)
2 home runs in one game	Luke Costello vs. Pitt (5/10/25)
3 home runs in one game	Nick Kurtz at Virginia Tech (4/7/24)
7 RBI in a game	Marek Houston (10) vs. Notre Dame (3/7/25)
8 RBI in a game	Marek Houston (10) vs. Notre Dame (3/7/25)
9 RBI in a game	Marek Houston (10) vs. Notre Dame (3/7/25)
10 RBI in a game	Marek Houston (10) vs. Notre Dame (3/7/25)
Grand slam home run	Luke Costello vs. Coastal Carolina (4/15/25)
Inside-the-park home run	Adam Tellier vs. Dayton (2/23/24)
HR to begin game	Matt Scannell vs. High Point (4/14/25)
Two HR in one inning	Brock Wilken vs. Georgia Tech - 5th inning (3/19/22)
HR in consecutive at-bats	Austin Hawke vs. Gardner-Webb (5/4/25)
HR in three consecutive at-bats	Nick Kurtz (4/7-4/9/24)
HR in three consecutive ACC games	Dalton Wentz at Florida State (4/4-4/6/24)
HR in four consecutive games	Nick Kurtz (4/6-4/12/24)
HR in four consecutive ACC games	Nick Kurtz (4/5-4/12/24)
HR in five consecutive games	Nick Kurtz (4/5-4/12/24)
HR in six consecutive games	Nick Kurtz (4/2-4/12/24)
HR in seven consecutive games	Nick Kurtz (3/31-4/12/24)
Walk-off HR	Ethan Conrad vs. Notre Dame (8th inn.) (3/9/24)
Pinch-hit HR	Tate Ballestero vs. Florida State (5/25/24)
HR in first at-bat of season	Adam Tellier vs. Fordham (2/16/24)
HR in both games of DH	Kade Lewis vs. Miami (3/16/25)
Hit for the cycle	Danny Borrell vs. Davidson (2/24/00)
Stole two bases in a game	Marek Houston at Elon (3/25/25)
Stole three bases in a game	Marek Houston vs. Maryland (3/2/25)
Stole four bases in a game	Pat Blair vs. Winthrop (4/19/11)
Stole five bases in a game	Steven Brooks at Winthrop (4/13/11)
Hit by a pitch 2 times in a game	Matt Scannell vs. Boston College (4/19/25)
Hit by a pitch 3 times in a game	Javar Williams vs. Florida State (4/20/24)
Scored 20 or more runs	24, vs. Marist (2/16/25)
Scored 25 or more runs	27, at Georgia Tech (3/19/22)
Scored 30 or more runs	30, vs. Davidson (2/24/00)
Scored 5 runs in an inning	5, in the ninth at Stanford (4/26/25)
Scored 6 runs in an inning	7, in the eight vs. Coastal Carolina (4/15/25)
Scored 7 runs in an inning	7, in the eight vs. Coastal Carolina (4/15/25)
Scored 8 runs in an inning	8, in the third at Clemson (3/22/25)
Scored 9 runs in an inning	11, in the fourth vs. Notre Dame (3/7/25)
Scored 10 runs in an inning	11, in the fourth vs. Notre Dame (3/7/25)
Scored in every inning	vs. Marist (7 inns.) (2/16/25)
Record 15 hits or more	19, at Stanford (4/26/25)
Recorded 20 hits or more	20, vs. NC A&T (5/8/24)
Hit 3 or more HR in one inning	3, vs. Virginia Tech [3rd] (3/29/25)
Hit 3 or more HR in a game	3, vs. Gardner-Webb (5/4/25)
Hit 5 or more HR in a game	5, vs. Virginia Tech (3/29/25)
Hit 7 or more HR in a game	7, vs. Miami (5/27/22)
Hit 9 or more HR in a game	9, vs. Alabama (6/11/23)
Hit back-to-back home runs	Jack Winnay & Dalton Wentz at Florida State (4/4/25)
Hit back-to-back-to-back home runs	Houston, Conrad & Winnay vs. Notre Dame (3/8/25)
Had 5 doubles	5, at Coastal (3/11/25)
Had 6 doubles	6, vs. Western Carolina (5/5/24)
Had 7 doubles	7, vs. LIU (2/15/25)
Had 8 doubles	8, vs. Davidson (4/3/18)
Had 9 doubles	9, at Virginia Tech (5/15/16)
Had 10 doubles in a game	10, vs. Wofford (3/12/03)
Stole 5 bases in a game	5, vs. Maryland (3/2/25)
Stole 6 bases in a game	6, vs. Western Carolina (2/21/15)
Stole 7 bases in a game	7, at Florida State (3/13/15)
Stole 8 bases in a game	8, at Winthrop (4/13/11)
Stole 9+ bases in a game	11, vs. Winthrop (4/19/11)
Walked 10+ times in a game	14, at Stanford (4/25/25)

PITCHING

Threw a no hitter	Brian Holmes vs. Marshall (3/4/12)
Threw a one-hitter	Dallas (5.2), Green (1.1), Schmolke (1.0), Leffew (1.0) vs. App State (4/29/23)
Threw a complete game	Rhett Lowder at NC State (5/19/22)
Threw a complete game shutout	Connor Johnstone at Miami (4/2/17)
Threw consecutive complete games	Charlie Mellies vs. Duke, at BC (5/10 & 5/16/08)
Struck out 10 batters	Matthew Dallas (11) vs. UNCG (4/8/25)
Struck out 11 batters	Matthew Dallas (11) vs. UNCG (4/8/25)
Struck out 12 batters	Logan Lunceford (13) vs. Notre Dame (3/10/25)
Struck out 13 batters	Logan Lunceford (13) vs. Notre Dame (3/10/25)
Struck out 14 batters	Chase Burns (14) vs. North Carolina (3/29/24)
Struck out 15 batters	Chase Burns (15) vs. North Carolina (5/24/24)
Struck out 16 batters	Chase Burns (16) vs. Clemson (5/10/24)
Struck out 5 consecutive batters	Matthew Dallas (6) vs. UNCG (4/8/25)
Struck out 15+ batters	16, vs. UNCG (4/8/25)
Struck out 20+ batters	20, vs. St. John's (2/21/25)
Struck out 15+ batters in consecutive games	15 vs. Maryland & 16 vs. Princeton (3/2/25)
Shut out an opponent	10-0 at Stanford (4/27/25)
Consecutive shutouts	7-0 vs. St. John's / 11-0 vs. St. John's (2/21-2/22/25)
Shut out an ACC opponent	10-0 at Stanford (4/27/25)
Shut out an ACC opponent on the road	10-0 at Stanford (4/27/25)
Consecutive ACC shutouts	2-0 & 3-0, at Boston College (4/13/18)
Consecutive ACC shutouts on the road	2-0 & 3-0, at Boston College (4/13/18)
Was shutout	0-4 at UNCG (2/18/25)
Was no hit	at Virginia (5/14/21)
2 errors in a game	Austin Hawke vs. Duke (3/10/24)
3 errors in a game	Kade Lewis at Clemson (3/22/25)
4 errors in a game	Pat Blair at Miami (5/11/12)
3 double plays turned in a game	at Stanford (4/25/25)
4 double plays turned in a game	at Western Carolina (4/20/21)
Triple play	at Boston College (4/20/07)
Won 10 + games in a row	13 (2/17-3/5/23)
Won 15+ games in a row	15 (2/24-3/14/12)
Won 8+ ACC games in a row	10 (3/24-4/15/23)
Lost 5+ games in a row	7 (4/23-5/10/2014)
Season-opening winning streak	20 (3/28-5/9/49)
Extra-innings win	4-3, Gardner-Webb [10 inn.] (5/4/25)
Extra-innings loss	7-6, at Stanford [12 inn.] (4/25/24)
Swept a 3-game series	vs. Miami (3/14-3/15/25)
Swept a road series	at Virginia Tech (4/5-4/7/24)
Swept an ACC road series	at Virginia Tech (4/5-4/7/24)
Swept an ACC series	vs. Miami (3/14-3/15/25)
Swept a 4-game series	vs. NJIT (2/25-2/27/22)
Swept a double-header	vs. Miami (3/14-3/15/25)
Allowed 3 runs or fewer in a 3-game series	2, vs. Miami (3/24-3/26/23)
Allowed 3 runs or fewer in an ACC series	2, vs. Miami (3/24-3/26/23)
Allowed 4 runs or fewer in a series	2, vs. Miami (3/24-3/26/23)
Allowed 4 runs or fewer in an ACC series	2, vs. Miami (3/24-3/26/23)
Allowed 3 runs or fewer in a road series	1, vs. Boston College (4/13-4/14/18)
Allowed 3 runs or fewer in an ACC road series	1, vs. Boston College (4/13-4/14/18)
Won a 1-0 game	vs. VCU (2/14/15)
Lost a 1-0 game	vs. VCU (5/31/24)
Walk-off win	4-3, Gardner-Webb [10 inn.] (5/4/25)
Walk-off loss	at Stanford [12 inn.] (4/25/24)



2025 Wake Forest Baseball
Conference statistics for Wake Forest (as of May 14, 2025)
(ACC games only Sorted by Batting avg)



Record: 14-13 Home: 9-6 Away: 5-7 ACC: 14-13

Player	avg	gp-gs	ab	r	h	2b	3b	hr	rbi	tb	slg%	bb	hp	so	gdp	ob%	sf	sh	sb-att	po	a	e	fld%
6 Kade Lewis	.455	27-27	99	22	45	8	0	7	33	74	.747	21	3	19	1	.543	4	0	3-3	15	26	5	.891
14 Javar Williams	.303	23-22	76	10	23	1	0	2	15	30	.395	12	5	20	0	.430	0	2	9-12	38	0	1	.974
7 Marek Houston	.287	27-27	108	22	31	6	0	5	24	52	.481	19	2	22	1	.397	2	0	6-6	28	63	6	.938
21 Jack Winnay	.279	27-27	104	21	29	5	1	5	20	51	.490	13	4	20	2	.380	0	1	2-2	171	10	0	1.000
26 Matt Scannell	.265	27-27	98	26	26	2	2	4	18	44	.449	16	9	24	1	.411	1	1	4-4	48	4	2	.963
1 Dalton Wentz	.260	26-25	96	20	25	2	0	5	15	42	.438	11	3	37	0	.355	0	1	2-2	19	29	7	.873

23 Ethan Conrad	.409	6-6	22	8	9	1	0	2	5	16	.727	4	0	3	0	.500	0	0	0-0	12	0	1	.923
22 Cam Nelson	.340	18-13	47	13	16	4	1	1	16	25	.532	12	2	7	0	.484	1	1	1-1	33	2	1	.972
40 Jacob Burley	.333	9-0	3	1	1	0	0	0	1	1	.333	0	1	0	0	.500	0	0	0-0	18	1	1	.950
24 Antonio Morales	.300	14-8	30	8	9	2	1	1	4	16	.533	5	1	6	1	.417	0	1	1-1	11	2	1	.929
51 Ryan Preisano	.300	9-3	20	4	6	1	0	1	3	10	.500	4	0	7	1	.417	0	0	0-0	27	1	0	1.000
11 Luke Costello	.290	20-15	62	13	18	4	0	4	10	34	.548	9	0	16	1	.375	1	0	0-0	7	0	0	1.000
8 Matt Conte	.269	9-8	26	2	7	1	0	0	3	8	.308	3	0	9	1	.333	1	0	0-0	58	3	0	1.000
9 Austin Hawke	.259	17-14	54	12	14	2	0	2	12	22	.407	10	0	12	1	.369	1	0	2-3	16	35	1	.981
0 Cuyler Baxter	.250	4-0	4	0	1	0	0	0	0	1	.250	0	0	1	0	.250	0	0	0-0	0	1	0	1.000
34 Jimmy Keenan	.220	21-20	59	13	13	3	0	2	11	22	.373	12	0	21	1	.347	1	1	0-0	174	14	2	.989
33 Chris Katz	.167	7-1	6	0	1	0	0	0	0	1	.167	3	0	1	0	.444	0	0	0-0	0	0	0	.000
16 Mitchell Salvino	.000	8-0	1	3	0	0	0	0	0	0	.000	0	0	0	0	.000	0	0	0-0	0	0	0	.000
77 Seven Alemais	.000	1-0	0	0	0	0	0	0	0	0	.000	0	0	0	0	.000	0	0	0-0	0	0	0	.000
Totals	.299	27	915	198	274	42	5	41	190	449	.491	154	30	225	11	.412	12	8	30-34	684	216	37	.961
Opponents	.231	27	859	165	198	38	0	25	144	311	.362	141	40	255	8	.360	12	8	37-40	678	197	18	.980

LOB - Team (243), Opp (212). DPs turned - Team (12), Opp (17). CI - Team (1), J. Keenan 1. IBB - Team (1), J. Williams 1, Opp (3). Picked off - J. Williams 1, M. Houston 1.

(ACC games only Sorted by Earned run avg)

Player	era	w-l	app	gs	cg	sho	sv	ip	h	r	er	bb	so	2b	3b	hr	b/avg	wp	hp	bk	sfa	sha
4 Blake Morningstar	2.81	3-1	9	9	0	0/0	0	48.0	40	25	15	17	53	9	0	5	.217	2	6	1	3	0
48 Logan Lunceford	6.19	3-4	8	8	0	0/2	0	32.0	27	25	22	18	46	6	0	4	.229	7	9	0	3	1

28 Rhys Bowie	1.35	0-0	6	0	0	0/0	1	6.2	2	1	1	11	6	0	0	0	.095	1	0	1	0	0
46 Griffin Green	2.20	0-1	9	0	0	0/0	0	16.1	5	8	4	10	17	1	0	0	.100	1	6	0	0	2
20 Haiden Leffew	4.50	1-1	12	0	0	0/0	1	16.0	13	8	8	9	26	2	0	3	.232	4	0	0	3	0
25 Josh Gunther	5.40	1-2	12	0	0	0/0	2	13.1	10	8	8	10	18	0	0	0	.200	4	3	0	0	0
42 Joe Ariola	5.40	0-0	9	0	0	0/1	0	8.1	2	7	5	9	10	0	0	1	.071	1	1	1	0	0
15 Nate Whysong	5.40	0-0	6	0	0	0/0	1	3.1	2	3	2	2	4	0	0	0	.182	2	1	0	1	0
30 Duncan Marsten	6.00	1-0	2	0	0	0/1	0	3.0	1	2	2	3	1	0	0	0	.100	1	1	0	0	0
29 Matt Bedford	6.23	2-0	7	0	0	0/0	0	8.2	10	6	6	6	3	0	0	1	.286	1	1	0	0	0
18 Chris Levonas	6.32	1-1	4	4	0	0/1	0	15.2	21	12	11	7	14	5	0	3	.339	0	3	1	0	3
27 Luke Schmolke	6.33	1-1	10	1	0	0/0	0	21.1	23	16	15	13	21	5	0	4	.274	1	0	0	1	2
19 Troy Dressler	7.36	0-0	3	0	0	0/1	0	3.2	3	3	3	3	5	0	0	1	.214	0	1	0	0	0
12 Nate Brittain	9.00	0-0	4	0	0	0/0	0	3.0	1	3	3	5	4	1	0	0	.111	0	1	0	0	0
35 Luke Billings	9.00	0-0	1	0	0	0/0	0	1.0	1	2	1	0	1	1	0	0	.200	0	1	0	0	0
17 Zach Johnston	9.39	0-1	8	0	0	0/3	0	7.2	10	10	8	4	9	3	0	0	.278	1	3	0	0	0
10 Matthew Dallas	9.53	1-1	5	5	0	0/0	0	17.0	24	21	18	9	16	5	0	3	.324	0	2	0	1	0
45 Dylan Zucker	15.00	0-0	2	0	0	0/0	0	3.0	3	5	5	5	1	0	0	0	.250	0	1	0	0	0
Totals	5.37	14-13	27	27	0	3/3	5	228.0	198	165	136	141	255	38	0	25	.231	26	40	4	12	8
Opponents	7.05	13-14	27	27	0	0/0	3	226.0	274	198	177	154	225	42	5	41	.299	31	30	2	12	8

PB - Team (8), J. Keenan 5, M. Conte 3, Opp (3). Pickoffs - Team (2), M. Dallas 1, C. Levonas 1, Opp (2). SBA/ATT - J. Keenan (22-23), M. Conte (10-12), Morningstar (6-7), J. Ariola (5-5), C. Levonas (3-4), H. Leffew (3-4), J. Burley (4-4), G. Green (3-3), J. Gunther (3-3), L. Lunceford (3-3), M. Dallas (3-3), D. Zucker (2-2), L. Schmolke (2-2), S. Alemais (1-1), Z. Johnston (1-1), N. Brittain (1-1), T. Dressler (1-1), N. Whysong (1-1).



2025 Wake Forest Baseball
Conference statistics for Wake Forest (as of May 14, 2025)
(ACC games only Sorted by Batting avg)



Record: 14-13 Home: 9-6 Away: 5-7 ACC: 14-13

Player	avg	gp-gs	ab	r	h	2b	3b	hr	rbi	tb	slg%	bb	hp	so	gdp	ob%	sf	sh	sb-att	po	a	e	fld%
6 Kade Lewis	.455	27-27	99	22	45	8	0	7	33	74	.747	21	3	19	1	.543	4	0	3-3	15	26	5	.891
14 Javar Williams	.303	23-22	76	10	23	1	0	2	15	30	.395	12	5	20	0	.430	0	2	9-12	38	0	1	.974
7 Marek Houston	.287	27-27	108	22	31	6	0	5	24	52	.481	19	2	22	1	.397	2	0	6-6	28	63	6	.938
21 Jack Winnay	.279	27-27	104	21	29	5	1	5	20	51	.490	13	4	20	2	.380	0	1	2-2	171	10	0	1.000
26 Matt Scannell	.265	27-27	98	26	26	2	2	4	18	44	.449	16	9	24	1	.411	1	1	4-4	48	4	2	.963
1 Dalton Wentz	.260	26-25	96	20	25	2	0	5	15	42	.438	11	3	37	0	.355	0	1	2-2	19	29	7	.873

23 Ethan Conrad	.409	6-6	22	8	9	1	0	2	5	16	.727	4	0	3	0	.500	0	0	0-0	12	0	1	.923
22 Cam Nelson	.340	18-13	47	13	16	4	1	1	16	25	.532	12	2	7	0	.484	1	1	1-1	33	2	1	.972
40 Jacob Burley	.333	9-0	3	1	1	0	0	0	1	1	.333	0	1	0	0	.500	0	0	0-0	18	1	1	.950
24 Antonio Morales	.300	14-8	30	8	9	2	1	1	4	16	.533	5	1	6	1	.417	0	1	1-1	11	2	1	.929
51 Ryan Preisano	.300	9-3	20	4	6	1	0	1	3	10	.500	4	0	7	1	.417	0	0	0-0	27	1	0	1.000
11 Luke Costello	.290	20-15	62	13	18	4	0	4	10	34	.548	9	0	16	1	.375	1	0	0-0	7	0	0	1.000
8 Matt Conte	.269	9-8	26	2	7	1	0	0	3	8	.308	3	0	9	1	.333	1	0	0-0	58	3	0	1.000
9 Austin Hawke	.259	17-14	54	12	14	2	0	2	12	22	.407	10	0	12	1	.369	1	0	2-3	16	35	1	.981
0 Cuyler Baxter	.250	4-0	4	0	1	0	0	0	0	1	.250	0	0	1	0	.250	0	0	0-0	0	1	0	1.000
34 Jimmy Keenan	.220	21-20	59	13	13	3	0	2	11	22	.373	12	0	21	1	.347	1	1	0-0	174	14	2	.989
33 Chris Katz	.167	7-1	6	0	1	0	0	0	0	1	.167	3	0	1	0	.444	0	0	0-0	0	0	0	.000
16 Mitchell Salvino	.000	8-0	1	3	0	0	0	0	0	0	.000	0	0	0	0	.000	0	0	0-0	0	0	0	.000
77 Seven Alemais	.000	1-0	0	0	0	0	0	0	0	0	.000	0	0	0	0	.000	0	0	0-0	0	0	0	.000
Totals	.299	27	915	198	274	42	5	41	190	449	.491	154	30	225	11	.412	12	8	30-34	684	216	37	.961
Opponents	.231	27	859	165	198	38	0	25	144	311	.362	141	40	255	8	.360	12	8	37-40	678	197	18	.980

LOB - Team (243), Opp (212). DPs turned - Team (12), Opp (17). CI - Team (1), J. Keenan 1. IBB - Team (1), J. Williams 1, Opp (3). Picked off - J. Williams 1, M. Houston 1.

(ACC games only Sorted by Earned run avg)

Player	era	w-l	app	gs	cg	sho	sv	ip	h	r	er	bb	so	2b	3b	hr	b/avg	wp	hp	bks	sfa	sha
4 Blake Morningstar	2.81	3-1	9	9	0	0/0	0	48.0	40	25	15	17	53	9	0	5	.217	2	6	1	3	0
48 Logan Lunceford	6.19	3-4	8	8	0	0/2	0	32.0	27	25	22	18	46	6	0	4	.229	7	9	0	3	1

28 Rhys Bowie	1.35	0-0	6	0	0	0/0	1	6.2	2	1	1	11	6	0	0	0	.095	1	0	1	0	0
46 Griffin Green	2.20	0-1	9	0	0	0/0	0	16.1	5	8	4	10	17	1	0	0	.100	1	6	0	0	2
20 Haiden Leffew	4.50	1-1	12	0	0	0/0	1	16.0	13	8	8	9	26	2	0	3	.232	4	0	0	3	0
25 Josh Gunther	5.40	1-2	12	0	0	0/0	2	13.1	10	8	8	10	18	0	0	0	.200	4	3	0	0	0
42 Joe Ariola	5.40	0-0	9	0	0	0/1	0	8.1	2	7	5	9	10	0	0	1	.071	1	1	1	0	0
15 Nate Whysong	5.40	0-0	6	0	0	0/0	1	3.1	2	3	2	2	4	0	0	0	.182	2	1	0	1	0
30 Duncan Marsten	6.00	1-0	2	0	0	0/1	0	3.0	1	2	2	3	1	0	0	0	.100	1	1	0	0	0
29 Matt Bedford	6.23	2-0	7	0	0	0/0	0	8.2	10	6	6	6	3	0	0	1	.286	1	1	0	0	0
18 Chris Levonas	6.32	1-1	4	4	0	0/1	0	15.2	21	12	11	7	14	5	0	3	.339	0	3	1	0	3
27 Luke Schmolke	6.33	1-1	10	1	0	0/0	0	21.1	23	16	15	13	21	5	0	4	.274	1	0	0	1	2
19 Troy Dressler	7.36	0-0	3	0	0	0/1	0	3.2	3	3	3	3	5	0	0	1	.214	0	1	0	0	0
12 Nate Brittain	9.00	0-0	4	0	0	0/0	0	3.0	1	3	3	5	4	1	0	0	.111	0	1	0	0	0
35 Luke Billings	9.00	0-0	1	0	0	0/0	0	1.0	1	2	1	0	1	1	0	0	.200	0	1	0	0	0
17 Zach Johnston	9.39	0-1	8	0	0	0/3	0	7.2	10	10	8	4	9	3	0	0	.278	1	3	0	0	0
10 Matthew Dallas	9.53	1-1	5	5	0	0/0	0	17.0	24	21	18	9	16	5	0	3	.324	0	2	0	1	0
45 Dylan Zucker	15.00	0-0	2	0	0	0/0	0	3.0	3	5	5	5	1	0	0	0	.250	0	1	0	0	0
Totals	5.37	14-13	27	27	0	3/3	5	228.0	198	165	136	141	255	38	0	25	.231	26	40	4	12	8
Opponents	7.05	13-14	27	27	0	0/0	3	226.0	274	198	177	154	225	42	5	41	.299	31	30	2	12	8

PB - Team (8), J. Keenan 5, M. Conte 3, Opp (3). Pickoffs - Team (2), M. Dallas 1, C. Levonas 1, Opp (2). SBA/ATT - J. Keenan (22-23), M. Conte (10-12), Morningstar (6-7), J. Ariola (5-5), C. Levonas (3-4), H. Leffew (3-4), J. Burley (4-4), G. Green (3-3), J. Gunther (3-3), L. Lunceford (3-3), M. Dallas (3-3), D. Zucker (2-2), L. Schmolke (2-2), S. Alemais (1-1), Z. Johnston (1-1), N. Brittain (1-1), T. Dressler (1-1), N. Whysong (1-1).



2025 Wake Forest Baseball
Overall Statistics for Wake Forest (as of May 14, 2025)
(Last 10 Sorted by Batting avg)



Record: 7-3 Home: 4-1 Away: 2-2 Neutral: 1-0 ACC: 4-2

Player	avg	gp-gs	ab	r	h	2b	3b	hr	rbi	tb	slg%	bb	hp	so	gdp	ob%	sf	sh	sb-att	po	a	e	fld%
26 Matt Scannell	.447	10-10	38	13	17	3	1	2	4	28	.737	6	3	8	0	.542	1	1	3-3	25	2	0	1.000
9 Austin Hawke	.344	9-8	32	9	11	0	0	4	14	23	.719	7	0	5	1	.450	1	1	2-2	11	25	1	.973
7 Marek Houston	.333	10-10	42	8	14	2	0	1	4	19	.452	7	1	11	1	.440	0	0	3-3	14	22	1	.973
6 Kade Lewis	.325	10-10	40	6	13	3	0	0	7	16	.400	8	0	9	1	.429	1	0	1-1	9	22	1	.969
21 Jack Winnay	.316	10-10	38	7	12	2	0	2	15	20	.526	7	1	3	1	.408	3	0	1-1	84	4	0	1.000
14 Javar Williams	.281	10-10	32	5	9	1	0	0	4	10	.313	11	0	9	1	.465	0	0	2-3	17	0	0	1.000
11 Luke Costello	.243	10-10	37	7	9	1	0	3	4	19	.514	5	3	10	2	.378	0	0	0-0	4	1	0	1.000

34 Jimmy Keenan	.400	5-5	15	3	6	2	0	1	2	11	.733	3	0	3	1	.500	0	1	0-0	42	0	0	1.000
22 Cam Nelson	.400	4-4	10	6	4	1	0	0	7	5	.500	9	1	1	0	.667	1	0	0-0	8	0	0	1.000
8 Matt Conte	.300	6-5	20	3	6	1	0	1	4	10	.500	1	0	3	0	.318	1	0	0-0	36	3	0	1.000
24 Antonio Morales	.167	5-1	6	0	1	0	0	0	0	1	.167	1	0	0	0	.286	0	0	0-0	2	1	0	1.000
1 Dalton Wentz	.136	6-5	22	4	3	1	0	0	2	4	.182	2	0	8	0	.208	0	0	1-1	4	6	2	.833
33 Chris Katz	.100	6-2	10	1	1	0	0	0	0	1	.100	1	0	3	0	.182	0	0	0-0	1	0	0	1.000
51 Ryan Preisano	.000	2-0	2	0	0	0	0	0	1	0	.000	1	0	1	0	.333	0	0	0-0	2	0	0	1.000
0 Cuyler Baxter	.000	1-0	1	0	0	0	0	0	0	0	.000	0	0	0	0	.000	0	0	0-0	0	1	0	1.000
40 Jacob Burley	.000	4-0	1	0	0	0	0	0	0	0	.000	0	1	1	0	.500	0	0	0-0	8	1	1	.900
16 Mitchell Salvino	.000	5-0	1	3	0	0	0	0	0	0	.000	0	1	0	0	.500	0	0	1-1	0	0	0	.000
Totals	.305	10	347	75	106	17	1	14	68	167	.481	69	11	75	8	.428	8	3	14-15	271	94	7	.981
Opponents	.212	10	326	52	69	15	0	11	49	117	.359	45	18	88	6	.334	6	2	10-11	261	82	8	.977

LOB - Team (101), Opp (74). DPs turned - Team (9), Opp (10). IBB - Team (2), M. Scannell 1, J. Keenan 1, Opp (2).

(Last 10 Sorted by Earned run avg)

Player	era	w-l	app	gs	cg	sho	sv	ip	h	r	er	bb	so	2b	3b	hr	b/avg	wp	hp	bk	sfa	sha
4 Blake Morningstar	2.40	1-0	3	3	0	0/0	0	15.0	14	9	4	5	16	4	0	1	.246	0	2	0	2	0

17 Zach Johnston	0.00	0-0	2	0	0	0/1	0	2.0	0	0	0	1	3	0	0	0	.000	0	1	0	0	0
15 Nate Whysong	0.00	0-0	1	0	0	0/0	0	0.2	1	0	0	0	1	0	0	0	.333	0	0	0	0	0
30 Duncan Marsten	3.00	2-0	3	0	0	0/1	0	6.0	2	2	2	3	2	0	0	0	.105	1	2	0	0	0
29 Matt Bedford	3.86	1-0	4	0	0	0/0	0	4.2	6	2	2	3	2	1	0	0	.316	1	0	0	0	0
46 Griffin Green	4.00	0-0	5	0	0	0/0	0	9.0	4	4	4	5	4	0	0	0	.143	0	2	0	0	1
20 Haiden Leffew	4.05	1-1	4	0	0	0/0	1	6.2	7	3	3	3	11	2	0	2	.292	1	1	0	2	0
27 Luke Schmolke	4.26	0-1	5	0	0	0/0	0	6.1	5	3	3	3	6	1	0	1	.217	0	0	0	0	0
18 Chris Levonas	4.82	1-0	3	2	0	0/1	0	9.1	9	5	5	6	11	1	0	3	.265	1	2	0	0	1
42 Joe Ariola	5.40	0-0	4	0	0	0/1	0	3.1	0	3	2	2	2	0	0	0	.000	0	1	0	0	0
25 Josh Gunther	5.68	0-0	4	0	0	0/0	1	6.1	4	4	4	1	6	0	0	1	.174	0	0	0	0	0
10 Matthew Dallas	6.00	1-0	2	2	0	0/0	0	9.0	6	6	6	4	10	0	0	2	.182	1	1	0	0	0
48 Logan Lunceford	7.27	0-0	3	3	0	0/0	0	8.2	8	7	7	4	9	4	0	1	.242	2	5	0	2	0
28 Rhys Bowie	8.10	0-1	4	0	0	0/0	1	3.1	3	4	3	5	5	2	0	0	.214	1	1	0	0	0
Totals	4.38	7-3	10	10	0	1/1	3	90.1	69	52	44	45	88	15	0	11	.212	8	18	0	6	2
Opponents	7.01	3-7	10	10	0	0/0	1	87.1	106	75	68	69	75	17	1	14	.305	10	11	1	8	3

PB - Team (2), J. Keenan 1, M. Conte 1. SBA/ATT - M. Conte (5-6), J. Keenan (4-4), C. Levonas (1-2), J. Burley (1-1), Morningstar (1-1), M. Dallas (1-1), G. Green (1-1), J. Gunther (1-1), L. Lunceford (1-1), Z. Johnston (1-1), L. Schmolke (1-1), M. Bedford (1-1), J. Ariola (1-1).



2025 Wake Forest Baseball
Overall Statistics for Wake Forest (as of May 14, 2025)
(Sorted by Batting avg)



Record: 3-2 Home: 3-1 Away: 0-1 ACC: 2-1

Player	avg	gp-gs	ab	r	h	2b	3b	hr	rbi	tb	slg%	bb	hp	so	gdp	ob%	sf	sh	sb-att	po	a	e	fld%
9 Austin Hawke	.389	5-5	18	6	7	0	0	4	11	19	1.056	4	0	4	1	.478	1	0	1-1	7	14	1	.955
21 Jack Winnay	.389	5-5	18	5	7	1	0	1	7	11	.611	3	1	2	0	.478	1	0	1-1	40	2	0	1.000
26 Matt Scannell	.389	5-5	18	8	7	1	0	2	3	14	.778	2	3	5	0	.500	1	0	2-2	8	1	0	1.000
11 Luke Costello	.316	5-5	19	5	6	1	0	3	4	16	.842	1	1	5	1	.381	0	0	0-0	4	1	0	1.000
14 Javar Williams	.267	5-5	15	2	4	0	0	0	0	4	.267	6	0	6	0	.476	0	0	2-3	8	0	0	1.000
7 Marek Houston	.250	5-5	20	4	5	0	0	1	3	8	.400	3	0	5	1	.348	0	0	1-1	7	9	0	1.000
6 Kade Lewis	.250	5-5	20	2	5	2	0	0	3	7	.350	2	0	6	0	.304	1	0	0-0	5	13	1	.947
1 Dalton Wentz	.143	4-3	14	3	2	1	0	0	2	3	.214	2	0	5	0	.250	0	0	1-1	0	0	0	.000

34 Jimmy Keenan	.375	2-2	8	2	3	1	0	0	1	4	.500	0	0	0	1	.375	0	0	0-0	21	0	0	1.000
8 Matt Conte	.250	3-3	12	2	3	1	0	1	2	7	.583	1	0	1	0	.308	0	0	0-0	27	0	0	1.000
33 Chris Katz	.000	2-2	4	1	0	0	0	0	0	0	.000	1	0	0	0	.200	0	0	0-0	1	0	0	1.000
16 Mitchell Salvino	.000	1-0	1	0	0	0	0	0	0	0	.000	0	0	0	0	.000	0	0	0-0	0	0	0	.000
24 Antonio Morales	.000	2-0	1	0	0	0	0	0	0	0	.000	0	0	0	0	.000	0	0	0-0	1	0	0	1.000
Totals	.292	5	168	40	49	8	0	12	36	93	.554	25	5	39	4	.391	4	0	8-9	132	42	3	.983
Opponents	.213	5	164	31	35	12	0	8	30	71	.433	24	7	47	2	.337	1	1	5-5	126	33	5	.970

LOB - Team (36), Opp (34). DPs turned - Team (2), Opp (5).

(Sorted by Earned run avg)

Player	era	w-l	app	gs	cg	sho	sv	ip	h	r	er	bb	so	2b	3b	hr	b/avg	wp	hp	bk	sfa	sha
4 Blake Morningstar	3.00	1-0	1	1	0	0/0	0	6.0	5	3	2	2	6	3	0	1	.217	0	0	0	0	0
30 Duncan Marsten	3.60	2-0	2	0	0	0/0	0	5.0	1	2	2	2	2	0	0	0	.067	1	2	0	0	0
48 Logan Lunceford	7.94	0-0	2	2	0	0/0	0	5.2	5	5	5	2	6	4	0	0	.227	1	1	0	1	0
18 Chris Levonas	8.44	0-0	2	1	0	0/0	0	5.1	6	5	5	5	8	1	0	3	.300	1	1	0	0	1

25 Josh Gunther	0.00	0-0	2	0	0	0/0	1	3.1	0	0	0	0	6	0	0	0	.000	0	0	0	0	0
17 Zach Johnston	0.00	0-0	1	0	0	0/0	0	1.2	0	0	0	1	2	0	0	0	.000	0	1	0	0	0
42 Joe Ariola	0.00	0-0	1	0	0	0/0	0	0.2	0	0	0	0	1	0	0	0	.000	0	0	0	0	0
15 Nate Whysong	0.00	0-0	1	0	0	0/0	0	0.2	1	0	0	0	1	0	0	0	.333	0	0	0	0	0
29 Matt Bedford	2.45	0-0	3	0	0	0/0	0	3.2	5	1	1	1	2	1	0	0	.333	0	0	0	0	0
27 Luke Schmolke	6.00	0-0	2	0	0	0/0	0	3.0	2	2	2	1	2	1	0	1	.182	0	0	0	0	0
46 Griffin Green	10.12	0-0	2	0	0	0/0	0	2.2	0	3	3	3	0	0	0	0	.000	0	1	0	0	0
10 Matthew Dallas	10.80	0-0	1	1	0	0/0	0	3.1	5	4	4	1	4	0	0	1	.333	0	0	0	0	0
28 Rhys Bowie	11.57	0-1	3	0	0	0/0	0	2.1	3	4	3	4	5	2	0	0	.273	1	1	0	0	0
20 Haiden Leffew	27.00	0-1	1	0	0	0/0	0	0.2	2	2	2	2	2	0	0	2	.500	1	0	0	0	0
Totals	5.93	3-2	5	5	0	0/0	1	44.0	35	31	29	24	47	12	0	8	.213	5	7	0	1	1
Opponents	7.50	2-3	5	5	0	0/0	1	42.0	49	40	35	25	39	8	0	12	.292	5	5	1	4	0

PB - Team (1), M. Conte 1. SBA/ATT - M. Conte (4-4), M. Bedford (1-1), J. Ariola (1-1), M. Dallas (1-1), J. Keenan (1-1), Z. Johnston (1-1), C. Levonas (1-1).



2025 Wake Forest Baseball
Miscellaneous Stats for Wake Forest (as of May 14, 2025)
(All games)



Multiple Hit Games	2	3	4	5+	Total
6 Kade Lewis	15	6	2	-	23
7 Marek Houston	13	7	1	-	21
26 Matt Scannell	13	3	-	-	16
1 Dalton Wentz	13	2	1	-	16
21 Jack Winnay	12	1	1	-	14
23 Ethan Conrad	10	1	-	-	11
11 Luke Costello	5	3	-	-	8
14 Javar Williams	5	2	-	-	7
9 Austin Hawke	4	2	-	-	6
8 Matt Conte	5	-	-	-	5
22 Cam Nelson	3	2	-	-	5
34 Jimmy Keenan	4	-	-	-	4
24 Antonio Morales	2	2	-	-	4
51 Ryan Preisano	4	-	-	-	4
33 Chris Katz	-	1	-	-	1
TEAM	108	32	5	0	145

Multiple RBI Games	2	3	4	5+	Total
21 Jack Winnay	8	6	3	-	17
6 Kade Lewis	9	6	1	-	16
1 Dalton Wentz	6	4	-	1	11
26 Matt Scannell	7	1	2	-	10
7 Marek Houston	5	-	3	2	10
23 Ethan Conrad	2	5	1	-	8
9 Austin Hawke	4	1	2	1	8
14 Javar Williams	5	2	-	-	7
22 Cam Nelson	3	2	1	-	6
11 Luke Costello	1	2	-	1	4
34 Jimmy Keenan	1	1	1	-	3
8 Matt Conte	1	1	-	-	2
24 Antonio Morales	2	-	-	-	2
51 Ryan Preisano	1	1	-	-	2
33 Chris Katz	-	1	-	-	1
TEAM	55	33	14	5	107

Hitting Streaks	Longest	Current
6 Kade Lewis	18	-
14 Javar Williams	15	-
23 Ethan Conrad	11	1
7 Marek Houston	9	2
21 Jack Winnay	8	4
11 Luke Costello	7	-
26 Matt Scannell	7	2
9 Austin Hawke	6	-
1 Dalton Wentz	6	1
22 Cam Nelson	6	3
34 Jimmy Keenan	5	3
24 Antonio Morales	4	-
8 Matt Conte	4	-
51 Ryan Preisano	3	-
33 Chris Katz	2	-
40 Jacob Burley	1	-
0 Cuyler Baxter	1	-

Reached Base Streaks	Longest	Current
7 Marek Houston	28	16
14 Javar Williams	24	5
6 Kade Lewis	22	22
23 Ethan Conrad	21	21
26 Matt Scannell	18	10
1 Dalton Wentz	18	1
21 Jack Winnay	15	4
9 Austin Hawke	12	12
22 Cam Nelson	11	6
11 Luke Costello	8	4
34 Jimmy Keenan	8	3
8 Matt Conte	7	-
16 Mitchell Salvino	6	-
24 Antonio Morales	6	-
33 Chris Katz	6	-
51 Ryan Preisano	5	1
0 Cuyler Baxter	2	-
40 Jacob Burley	1	-

2025 Wake Forest Baseball
Team Game-by-Game for Wake Forest (as of May 14, 2025)
Batting (All games)

Date	Opponent	ab	r	h	rbi	2b	3b	hr	tb	bb	ibb	sb	cs	hbp	sac	sf	gdp	k	po	a	e	lob	avg
Feb 14	LONG ISLAND	31	14	15	14	3	0	1	21	7	0	3	0	1	0	2	0	4	21	4	1	9	.484
Feb 14	MARIST	36	11	11	9	4	0	1	18	6	0	1	0	1	1	0	0	5	27	7	2	9	.388
Feb 15	LONG ISLAND	30	14	12	14	7	0	2	25	13	0	2	0	1	0	0	0	4	21	7	2	12	.392
Feb 16	MARIST	34	24	16	23	5	0	4	33	12	0	2	0	3	0	0	0	8	21	9	2	7	.412
Feb 18	at UNCG	29	0	2	0	0	0	0	2	3	0	0	0	0	0	0	0	14	24	5	2	5	.350
Feb 21	ST. JOHN'S	30	7	6	7	0	0	3	15	8	0	2	0	1	1	0	0	10	27	4	3	9	.326
Feb 22	ST. JOHN'S	33	11	12	11	3	0	3	24	7	0	1	1	0	0	0	2	0	27	11	1	5	.332
Feb 23	ST. JOHN'S	30	9	8	9	1	0	2	15	7	0	4	0	2	1	0	1	4	27	4	1	7	.324
Feb 25	ELON	36	9	14	9	2	0	4	28	3	0	2	0	1	0	1	1	8	27	7	1	9	.332
Feb 28	PRINCETON	27	3	4	3	0	0	1	7	3	0	2	0	1	1	1	0	13	27	7	1	6	.316
Mar 01	MARYLAND	39	8	13	8	2	0	2	21	5	0	1	1	2	1	0	0	5	27	7	3	12	.318
Mar 02	PRINCETON	34	6	10	6	5	0	1	18	6	0	0	1	2	0	1	1	6	27	6	0	10	.316
Mar 02	MARYLAND	32	9	10	9	1	0	3	20	10	0	5	1	0	0	0	0	13	27	9	0	9	.316
Mar 04	at App State	41	14	14	14	4	1	1	23	13	0	2	0	0	0	0	0	11	27	7	0	13	.318
*Mar 07	NOTRE DAME	32	19	16	18	5	0	1	24	6	0	2	0	3	0	2	0	6	21	4	0	6	.330
*Mar 08	NOTRE DAME	32	6	8	6	0	0	3	17	3	0	0	0	0	1	0	0	6	27	8	1	6	.325
*Mar 09	NOTRE DAME	34	11	11	11	3	0	2	20	4	0	2	0	1	0	0	0	6	24	6	1	5	.325
03/11/25	at Coastal Carolina	40	16	18	13	5	0	2	29	7	0	1	0	1	0	0	0	8	21	11	1	11	.333
*Mar 14	MIAMI	34	8	10	8	2	0	3	21	3	0	1	0	1	0	0	0	8	27	11	1	6	.331
*Mar 15	MIAMI	37	5	10	5	1	0	2	17	5	1	1	0	1	1	0	0	9	30	9	4	11	.328
*Mar 15	MIAMI	40	12	17	12	5	0	1	25	4	0	3	0	1	0	0	1	9	27	9	1	9	.333
Mar 18	at Liberty	37	8	9	8	2	0	3	20	7	0	1	0	1	0	0	0	12	24	5	1	10	.329
*Mar 21	at Clemson	30	1	4	1	0	0	1	7	3	0	2	0	2	0	0	0	15	24	8	0	7	.321
*Mar 22	at Clemson	40	12	15	12	1	0	3	25	6	0	2	0	1	3	0	1	6	27	7	3	11	.324
*Mar 23	at Clemson	30	6	8	6	0	0	1	11	9	0	1	1	2	1	2	0	10	25	10	1	11	.322
Mar 25	at Elon	33	10	13	10	3	1	1	21	9	1	3	1	0	0	0	0	4	21	7	1	11	.325
*Mar 28	VIRGINIA TECH	33	2	9	2	1	0	0	10	3	0	0	0	0	0	0	0	7	24	10	2	10	.323
*Mar 29	VIRGINIA TECH	36	8	11	8	0	0	5	26	6	0	1	1	1	0	0	0	12	27	8	1	8	.322
*Mar 30	VIRGINIA TECH	32	5	7	4	0	2	0	11	12	0	3	0	2	1	0	1	10	27	7	4	15	.319
Apr 01	vs High Point	36	13	12	12	4	0	0	16	11	0	0	0	2	0	1	0	10	27	1	0	14	.319
*Apr 04	at Florida State	33	4	7	4	1	0	2	14	7	0	1	0	2	0	0	0	15	24	9	0	11	.316
*Apr 05	at Florida State	34	12	13	11	4	0	3	26	6	0	0	0	2	0	0	0	8	21	4	1	9	.318
*Apr 06	at Florida State	40	17	16	17	3	0	2	25	9	0	0	0	0	0	0	0	7	24	4	0	8	.321
Apr 08	UNCG	28	6	7	5	2	0	2	15	5	0	0	1	2	0	0	1	6	27	4	0	5	.319
*Apr 11	at North Carolina	25	1	5	1	0	1	0	7	3	0	0	0	1	0	1	0	5	19	5	1	8	.317
*Apr 12	at North Carolina	27	1	7	1	1	0	1	11	3	0	0	0	0	0	0	1	9	18	8	1	8	.315
*Apr 13	at North Carolina	30	2	4	2	1	0	0	5	5	0	1	0	0	0	0	0	12	24	6	3	6	.311
Apr 15	COASTAL CAROLINA	37	16	16	16	2	0	3	27	7	0	2	0	2	1	0	0	6	24	9	1	8	.314
*Apr 17	BOSTON COLLEGE	28	5	6	4	1	1	1	12	3	0	1	0	2	0	1	0	4	27	11	2	5	.312
*Apr 18	BOSTON COLLEGE	30	2	5	2	2	0	0	7	5	0	0	1	2	1	0	1	5	27	8	2	9	.309
*Apr 19	BOSTON COLLEGE	34	5	9	5	0	0	1	12	7	0	0	0	2	0	1	2	6	27	14	3	12	.308
Apr 22	LIBERTY	32	6	7	6	1	0	1	11	5	0	0	0	1	0	1	0	10	27	3	2	9	.306
*Apr 25	at Stanford	43	6	10	5	1	0	1	14	14	0	0	0	2	0	1	0	11	34	12	2	18	.304
*Apr 26	at Stanford	44	12	19	12	2	0	0	21	8	0	2	0	0	0	0	1	8	27	8	2	13	.307
*Apr 27	at Stanford	31	10	11	9	3	1	0	16	9	0	1	0	0	0	1	0	6	21	6	0	10	.308
Apr 29	vs App State	28	3	7	3	1	0	0	8	5	0	1	0	2	0	2	1	8	27	13	0	10	.307
May 04	GARDNER-WEBB	33	4	10	3	2	0	1	15	8	2	2	0	2	3	0	2	3	30	13	0	14	.307
May 04	GARDNER-WEBB	31	9	8	8	2	0	3	19	5	0	1	0	0	0	1	0	3	27	11	0	4	.306
*May 09	PITT	36	12	14	12	3	0	5	32	3	0	3	0	0	0	1	1	7	27	11	1	4	.308
*May 10	PITT	38	8	11	8	2	0	2	19	6	0	2	0	1	0	0	0	10	27	5	0	10	.308
*May 11	PITT	32	6	11	4	0	0	1	14	2	0	1	1	1	0	2	2	8	27	8	0	7	.308
May 13	at High Point	31	5	5	4	1	0	1	9	9	0	1	0	3	0	0	1	11	24	7	2	11	.306
Totals		1743	433	533	414	104	7	86	909	335	4	69	10	61	17	22	21	411	1320	394	64	472	.306

WAKE FOREST BASEBALL

2025 Wake Forest Baseball Team Game-by-Game for Wake Forest (as of May 14, 2025) Pitching (All games)

Date	Opponent	ip	h	r	er	bb	so	2b	3b	hr	wp	bk	hbp	dp	ibb	score	w-l	sv	era
Feb 14	LONG ISLAND	7.0	3	2	2	5	10	0	0	0	2	0	0	0	0	14-2	1-0	0	2.57
Feb 14	MARIST	9.0	8	4	2	9	15	2	0	0	3	0	0	0	0	11-4	2-0	0	2.25
Feb 15	LONG ISLAND	7.0	2	0	0	3	11	1	0	0	0	0	0	0	0	14-0	3-0	0	1.57
Feb 16	MARIST	7.0	7	6	3	4	8	1	0	1	1	0	0	1	0	24-6	4-0	0	2.10
Feb 18	at UNCG	8.0	10	4	2	4	17	2	0	0	1	0	2	0	0	0-4	4-1	0	2.13
Feb 21	ST. JOHN'S	9.0	6	0	0	3	20	0	0	0	0	0	1	1	0	7-0	5-1	0	1.72
Feb 22	ST. JOHN'S	9.0	2	0	0	4	6	0	0	0	0	0	1	1	0	11-0	6-1	0	1.45
Feb 23	ST. JOHN'S	9.0	9	6	5	4	17	1	0	1	1	0	1	0	0	9-6	7-1	1	1.94
Feb 25	ELON	9.0	5	6	5	6	14	1	0	0	0	0	3	0	0	9-6	8-1	2	2.31
Feb 28	PRINCETON	9.0	3	1	1	2	15	1	0	0	1	0	1	0	0	3-1	9-1	3	2.17
Mar 01	MARYLAND	9.0	19	9	5	4	15	5	0	1	0	1	0	1	0	8-9	9-2	3	2.45
Mar 02	PRINCETON	9.0	6	7	7	5	16	1	0	0	0	0	1	0	0	6-7	9-3	3	2.85
Mar 02	MARYLAND	9.0	4	1	1	3	12	0	0	0	0	0	0	0	0	9-1	10-3	3	2.70
Mar 04	at App State	9.0	6	6	6	3	5	0	0	3	0	0	3	1	0	14-6	11-3	3	2.95
*Mar 07	NOTRE DAME	7.0	3	5	5	5	17	0	0	3	1	0	0	1	0	19-5	12-3	3	3.14
*Mar 08	NOTRE DAME	9.0	10	5	5	4	13	1	0	0	1	0	2	0	0	6-5	13-3	4	3.27
*Mar 09	NOTRE DAME	8.0	3	1	1	2	12	1	0	0	0	1	0	0	0	11-1	14-3	4	3.15
03/11/25	at Coastal Carolina	7.0	5	6	6	4	9	1	0	1	2	1	2	0	0	16-6	15-3	4	3.36
*Mar 14	MIAMI	9.0	3	0	0	2	11	0	0	0	1	0	1	1	0	8-0	16-3	4	3.17
*Mar 15	MIAMI	10.0	8	4	4	2	10	2	0	1	0	0	0	0	0	5-4	17-3	4	3.20
*Mar 15	MIAMI	9.0	14	10	7	1	9	2	0	2	0	0	1	1	0	12-10	18-3	5	3.39
Mar 18	at Liberty	8.0	9	11	9	9	11	0	0	0	1	0	3	0	0	8-11	18-4	5	3.68
*Mar 21	at Clemson	8.0	5	5	5	6	9	3	0	0	1	0	0	0	0	1-5	18-5	5	3.76
*Mar 22	at Clemson	9.0	9	10	6	8	9	2	0	0	3	0	3	0	0	12-10	19-5	6	3.86
*Mar 23	at Clemson	8.1	7	7	7	10	10	1	0	0	2	0	2	0	0	6-7	19-6	6	4.00
Mar 25	at Elon	7.0	2	0	0	2	8	0	0	0	0	0	2	1	0	10-0	20-6	6	3.87
*Mar 28	VIRGINIA TECH	8.0	8	13	12	11	6	2	0	1	1	0	2	0	0	2-13	20-7	6	4.22
*Mar 29	VIRGINIA TECH	9.0	11	11	10	8	13	4	0	2	1	0	1	0	0	8-11	20-8	6	4.44
*Mar 30	VIRGINIA TECH	9.0	9	6	4	1	13	2	0	1	1	0	1	0	0	5-6	20-9	6	4.42
Apr 01	vs High Point	9.0	3	1	1	7	18	0	0	0	1	0	0	0	0	13-1	21-9	6	4.30
*Apr 04	at Florida State	8.0	8	5	5	7	6	1	0	1	3	0	0	0	1	4-5	21-10	6	4.34
*Apr 05	at Florida State	7.0	3	0	0	3	10	0	0	0	0	0	1	1	0	12-0	22-10	6	4.23
*Apr 06	at Florida State	8.0	5	2	2	6	12	0	0	0	1	0	2	0	0	17-2	23-10	6	4.17
Apr 08	UNCG	9.0	5	3	3	8	16	2	0	0	3	0	0	0	0	6-3	24-10	6	4.13
*Apr 11	at North Carolina	6.1	14	11	10	4	6	2	0	2	1	1	2	0	0	1-11	24-11	6	4.35
*Apr 12	at North Carolina	6.0	14	17	17	10	4	2	0	2	0	0	5	0	0	1-17	24-12	6	4.78
*Apr 13	at North Carolina	8.0	4	3	0	2	8	0	0	0	1	0	0	0	0	2-3	24-13	6	4.65
Apr 15	COASTAL CAROLINA	8.0	9	5	2	5	9	1	0	0	0	0	1	0	0	16-5	25-13	6	4.59
*Apr 17	BOSTON COLLEGE	9.0	6	4	3	3	9	2	0	1	0	0	0	0	0	5-4	26-13	6	4.55
*Apr 18	BOSTON COLLEGE	9.0	3	7	3	10	10	1	0	0	2	2	2	1	0	2-7	26-14	6	4.50
*Apr 19	BOSTON COLLEGE	9.0	7	7	5	5	5	3	0	2	1	0	3	1	0	5-7	26-15	6	4.52
Apr 22	LIBERTY	9.0	7	4	2	1	14	0	0	2	1	0	1	0	0	6-4	27-15	7	4.45
*Apr 25	at Stanford	11.1	10	7	.5	7	12	1	0	1	1	0	5	3	1	6-7	27-16	7	4.44
*Apr 26	at Stanford	9.0	11	9	5	5	6	1	0	0	1	0	2	1	1	12-9	28-16	8	4.45
*Apr 27	at Stanford	7.0	4	0	0	3	4	0	0	0	0	0	1	1	0	10-0	29-16	8	4.37
Apr 29	vs App State	9.0	1	2	2	4	11	0	0	1	1	0	2	0	0	3-2	30-16	9	4.31
May 04	GARDNER-WEBB	10.0	8	3	3	2	8	1	0	1	0	0	1	2	0	4-3	31-16	9	4.27
May 04	GARDNER-WEBB	9.0	8	8	8	4	10	3	0	2	2	0	2	1	0	9-8	32-16	9	4.36
*May 09	PITT	9.0	6	3	2	2	10	3	0	1	0	0	0	1	0	12-3	33-16	9	4.30
*May 10	PITT	9.0	9	10	10	9	11	1	0	4	2	0	1	0	0	8-10	33-17	9	4.43
*May 11	PITT	9.0	4	3	3	5	10	1	0	1	1	0	3	0	0	6-3	34-17	10	4.40
May 13	at High Point	8.0	8	7	6	4	6	4	0	0	0	0	1	0	0	5-7	34-18	10	4.44
Totals		440.0	353	267	217	250	556	65	0	38	46	6	68	21	3	433-267	34-18	10	4.44



0 | INF

CUYLER BAXTER

Fr. | 6'0" | 180 | S/R
Greensboro, N.C.
Greensboro Day

SEASON HIGHS

1, 8x, last - at Stanford (4/27/25)	AB	1, 8x, last - at Stanford (4/27/25)
1, 2x, last - at North Carolina (4/12/25)	H	1, 2x, last - at North Carolina (4/12/25)
	R	
	2B	
	HR	
	RBI	

CAREER HIGHS

NOTES

- Pinch-hit single at North Carolina
- Singled in his first career at-bat against LIU on Opening Day
- Career .441 BA across 288 at-bats at Greensboro Day

CAREER STATS

Year	avg	gp-gs	ab	r	h	2b	3b	hr	rbi	tb	slg%	bb	hbp	so	gdp	ob%	sf	sh	sb-att	po	a	e	fld%
2025	.250	9-0	8	0	2	0	0	0	0	2	.250	1	0	3	0	.333	0	0	0-0	0	3	0	1.000
TOTAL	.250	9-0	8	0	2	0	0	0	0	2	.250	1	0	3	0	.333	0	0	0-0	0	3	0	1.000



1 | INF

DALTON WENTZ

Fr. | 6'2" | 210 | S/R
Madison Heights, VA
Amherst County HS

SEASON HIGHS

7, at Stanford (4/25/25)	AB	7, at Stanford (4/25/25)
4, Princeton (3/2/25)	H	4, Princeton (3/2/25)
2, 8x, last - Coastal (4/15/25)	R	2, 8x, last - Coastal (4/15/25)
3, Princeton (3/2/25)	2B	3, Princeton (3/2/25)
1, 7x, last - Coastal (4/15/25)	HR	1, 7x, last - Coastal (4/15/25)
5, at Florida State (4/5/25)	RBI	5, at Florida State (4/5/25)

CAREER HIGHS

NOTES

- Third on the squad with 12 doubles
- Fourth on the team with 40 RBI
- Homered in every game in the road series victory against Florida State to earn ACC Player of the Week honors

CAREER STATS

Year	avg	gp-gs	ab	r	h	2b	3b	hr	rbi	tb	slg%	bb	hbp	so	gdp	ob%	sf	sh	sb-att	po	a	e	fld%
2025	.309	48-46	178	37	55	12	0	7	40	88	.494	23	3	52	0	.393	2	1	2-3	31	54	9	.904
TOTAL	.309	48-46	178	37	55	12	0	7	40	88	.494	23	3	52	0	.393	2	1	2-3	31	54	9	.904



2 | RHP

WILL RAY

FF | SI | FC | SL | CH

Sr. | 6'2" | 215 | L/R
Mars, PA
Pittsburgh Central Catholic

SEASON HIGHS

1.2, 2x, last - St. John's (2/21/25)	IP	2.2, at Notre Dame (4/28/24)
0, 3x, last - Princeton (2/28/25)	H (min 1.0 IP)	0, 17x, last - Princeton (2/28/25)
0, 5x, last - Princeton (2/28/25)	ER (min 1.0 IP)	0, 27x, last - Princeton (2/28/25)
4, St. John's (2/21/25)	SO	4, 2x, last - St. John's (2/23/25)
0, 4x, last - Princeton (2/28/25)	BB (min 1.0 IP)	0, 20x, last - Princeton (2/28/25)
27, St. John's (2/21/25)	TP	41, at Notre Dame (4/28/24)

CAREER HIGHS

NOTES

- Will miss the remainder of the 2025 season with an injury

CAREER STATS

Year	era	w-l	app	gs	cg	sho	sv	ip	h	r	er	bb	so	2b	3b	hr	bf	bavg	wp	hbp	bk	sfa	sha
2023	5.40	1-1	18	0	0	0/2	0	11.2	6	9	7	9	9	0	0	3	51	.150	0	1	0	0	1
2024	3.68	0-2	33	0	0	0/0	2	44.0	33	24	18	24	37	6	0	5	198	.209	3	13	3	1	2
2025	0.00	0-0	7	0	0	0/1	0	7.1	3	0	0	1	14	0	0	0	29	.111	0	1	0	0	0
TOTAL	3.57	1-3	58	0	0	0/3	2	63.0	42	33	25	34	60	6	0	8	278	.187	3	15	3	1	3



3 | INF

ALEX JUNGHANS

Fr. | 6'1" | 185 | S/R
Franklin, TN
Lipscomb Academy

SEASON HIGHS

AB
H
R
2B
HR
RBI

CAREER HIGHS

NOTES

- Redshirting the 2025 season

CAREER STATS



4 | RHP

BLAKE MORNINGSTAR

FF | SI | FC | CH | CB

So. | 6'4" | 215 | R/R
Wyalusing, Pa
Wyalusing Valley HS

SEASON HIGHS

7.0, Virginia Tech (3/30/25).....	IP	7.0, Virginia Tech (3/30/25)
1, St. John's (2/23/25).....	H (min 1.0 IP)	0, 6x, last - vs. Pitt (5/22/24)
0, 3x, last - at North Carolina (4/13/25).....	ER (min 1.0 IP)	0, 12x, last - at North Carolina (4/13/25)
10, Virginia Tech (3/30/25).....	SO	10, Virginia Tech (3/30/25)
0, 2x, last - Virginia Tech (3/30/25).....	BB (min 1.0 IP)	0, 8x, last - Virginia Tech (3/30/25)
101, Virginia Tech (3/30/25).....	TP	101, Virginia Tech (3/30/25)

CAREER HIGHS

NOTES

- Allowed just one earned run over 5.0 innings at Stanford with six strikeouts (4/26)
- Didn't allow an earned run over 6.1 innings at North Carolina (4/13)
- Picked up his fourth win of the season at Florida State, allowing just two runs on three hits with eight strikeouts in 5.0 innings (4/6)

CAREER STATS

Year	era	w-l	app	gs	cg	sho	sv	ip	h	r	er	bb	so	2b	3b	hr	bf	bavg	wp	hbp	bk	sfa	sha
2024	7.45	2-1	28	1	0	0/1	0	29.0	32	25	24	16	38	7	0	10	136	.278	9	5	0	0	0
2025	2.44	5-1	13	12	0	0/0	0	66.1	50	29	18	24	75	10	0	5	282	.202	4	7	1	3	0
TOTAL	3.97	7-2	41	13	0	0/1	0	95.1	82	54	42	40	113	17	0	15	418	.226	13	12	1	3	0



5 | INF

BRIAN CONNOLLY

Fr. | 5'10" | 180 | R/R
Brunswick, ME
Winchendon School

SEASON HIGHS

AB
H
R
2B
HR
RBI

CAREER HIGHS

NOTES

- Redshirting due to injury

CAREER STATS



6 | INF

KADE LEWIS
So. | 6'3" | 220 | L/R
Sartell, MN
Butler

SEASON HIGHS

6, at Stanford (4/25/25).....	AB	6, 3x, last - at Stanford (4/25/25)
4, 2x, last - at Stanford (4/26/25).....	H	4, 3x, last - at Stanford (4/26/25)
3, 4x, last - Coastal (4/15/25).....	R	3, 4x, last - Coastal (4/15/25)
3, Notre Dame (3/9/25).....	2B	3, Notre Dame (3/9/25)
2, Virginia Tech (3/29/25).....	HR	2, 2x, last - Virginia Tech (3/29/25)
4, Maryland (3/1/25).....	RBI	5, at Indiana (3/30/24)

CAREER HIGHS

NOTES

- Ranks in the top five in the ACC in nearly every offensive category
- Leads the Deacs with a .405 BA and .511 OBP
- First Demon Deacon to go over 50 RBI on the season

CAREER STATS

Year	avg	gp-gs	ab	r	h	2b	3b	hr	rbi	tb	slg%	bb	hbp	so	gdp	ob%	sf	sh	sb-att	po	a	e	fld%
2024*	.377	53-51	207	43	78	12	4	10	51	128	.618	18	6	35	2	.436	3	0	3-5	267	30	4	.987
2025	.405	51-51	185	43	75	14	0	11	55	122	.659	41	4	38	2	.511	5	0	4-5	52	44	9	.914
TOTAL	.405	51-51	185	43	75	14	0	11	55	122	.659	41	4	38	2	.511	5	0	4-5	52	44	9	.914
All*	.390	104-102	392	86	153	26	4	21	106	250	.638	59	10	73	4	.473	8	0	7-10	319	74	13	.968



7 | INF

MAREK HOUSTON
Jr. | 6'3" | 195 | R/R
Nokomis, FL
Venice HS

SEASON HIGHS

6, 2x, last - at Stanford (4/27/25).....	AB	6, 7x, last - at Stanford (4/27/25)
4, Miami (3/15/25).....	H	4, 3x, last - Miami (3/15/25)
4, Marist (2/16/25).....	R	4, Marist (2/16/25)
2, Notre Dame (3/7/25).....	2B	2, 3x, last - Notre Dame (3/9/25)
1, 11x, last - Pitt (5/9/25).....	HR	1, 23x, last - Pitt (5/9/25)
10, Notre Dame (3/9/25).....	RBI	10, Notre Dame (3/9/25)

CAREER HIGHS

NOTES

- Joined Kade Lewis as Deacs with over 70 hits on the year
- One of three on the team with at least 10 home runs
- Recorded his eighth three-hit performance of the season at Stanford (4/27)

CAREER STATS

Year	avg	gp-gs	ab	r	h	2b	3b	hr	rbi	tb	slg%	bb	hbp	so	gdp	ob%	sf	sh	sb-att	po	a	e	fld%
2023	.220	65-59	218	38	48	5	1	4	29	67	.307	34	2	42	4	.328	2	4	4-4	67	132	9	.957
2024	.326	54-53	221	57	72	16	1	8	39	114	.516	38	4	33	1	.433	0	1	4-5	49	98	10	.936
2025	.341	52-52	205	54	70	13	0	11	52	116	.566	39	4	39	2	.450	3	0	19-19	54	110	10	.943
TOTAL	.295	171-164	644	149	190	34	2	23	120	297	.461	111	10	114	7	.404	5	5	27-28	170	340	29	.946



8 | C

MATT CONTE
Fr. | 6'2" | 215 | R/R
Andover, MA
Dexter Southfield

SEASON HIGHS

4, 5x, last - Pitt (5/10/25).....	AB	4, 5x, last - Pitt (5/10/25)
2, 5x, last - Gardner-Webb (5/4/25).....	H	2, 5x, last - Gardner-Webb (5/4/25)
2, 3x, last - Gardner-Webb (5/4/25).....	R	2, 3x, last - Gardner-Webb (5/4/25)
1, 4x, last - Gardner-Webb (5/4/25).....	2B	1, 4x, last - Gardner-Webb (5/4/25)
1, 3x, last - Gardner-Webb (5/4/25).....	HR	1, 3x, last - Gardner-Webb (5/4/25)
3, vs. High Point (4/1/25).....	RBI	3, vs. High Point (4/1/25)

CAREER HIGHS

NOTES

- RBI single back up the middle in his start against Pitt (5/10)
- Launched his third home run of the season and doubled against Gardner-Webb (5/4)
- Provided a spark, going 3-for-5 in two games at Stanford

CAREER STATS

Year	avg	gp-gs	ab	r	h	2b	3b	hr	rbi	tb	slg%	bb	hbp	so	gdp	ob%	sf	sh	sb-att	po	a	e	fld%
2025	.281	23-21	64	12	18	4	0	3	12	31	.484	14	2	18	1	.420	1	0	1-1	175	10	1	.995
TOTAL	.281	23-21	64	12	18	4	0	3	12	31	.484	14	2	18	1	.420	1	0	1-1	175	10	1	.995



9|INF

AUSTIN HAWKE
Jr. | 5'10" | 175 | R/R
Pffattown, NC
North Carolina

SEASON HIGHS

5, 2x, last - at Stanford (4/26/25).....**AB**..... 5, 3x, last - at Stanford (4/26/25)
3, 2x, last - Pitt (5/9/25)**H**..... 3, 4x, last - Pitt (5/10/25)
3, 2x, last - Gardner-Webb (5/4/25).....**R**..... 3, 2x, last - Gardner-Webb (5/4/25)
1, 6x, last - at Elon (3/25/25).....**2B**..... 1, 13x, last - at Elon (3/25/25)
2, 2x, last - Pitt (5/9/25)**HR**..... 2, 2x, last - Pitt (5/10/25)
5, Gardner-Webb (5/4/25).....**RBI**..... 5, Gardner-Webb (5/4/25)

CAREER HIGHS

NOTES

- Back-to-back multi-HR games against Gardner-Webb and Pitt
- Has 11 RBI in the last five games entering Thursday
- Drove in three runs to help Wake defeat Stanford in the second game of the series (4/26)

CAREER STATS

Year	avg	gp-gs	ab	r	h	2b	3b	hr	rbi	tb	slg%	bb	hbp	so	gdp	ob%	sf	sh	sb-att	po	a	e	fld%
2023*	.107	17-7	28	4	3	2	0	0	6	5	.179	4	3	11	0	.278	1	1	0-0	6	8	0	1.000
2024	.231	37-26	104	24	24	5	0	4	21	41	.394	17	1	33	1	.336	3	1	3-3	32	50	3	.965
2025	.316	34-28	98	29	31	6	0	6	28	55	.561	27	0	20	1	.460	1	2	5-6	31	69	3	.971
TOTAL	.272	71-54	202	53	55	11	0	10	49	96	.475	44	1	53	2	.398	4	3	8-9	63	119	6	.968
All*	.252	88-61	230	57	58	13	0	10	55	101	.439	48	4	64	2	.383	5	4	8-9	69	127	6	.970



10|RHP

MATTHEW DALLAS
SI | FC | SL | CH | CB
So. | 6'5" | 195 | L/L
Memphis, TN
Tennessee

SEASON HIGHS

6.0, St. John's (2/22/25).....**IP**..... 6.0, St. John's (2/22/25)
1, 5x, last - vs. App State (4/29/25)**H (min 1.0 IP)**..... 0, 4x, last - Tennessee Tech (3/26/24)
0, 3x, last - Liberty (4/22/25).....**ER (min 1.0 IP)**..... 0, 10x, last - Liberty (4/22/25)
11, UNCG (4/8/25).....**SO**..... 11, UNCG (4/8/25)
0 - Liberty (4/22/25).....**BB (min 1.0 IP)**..... 0, 8x, last - Liberty (4/22/25)
95, Coastal (4/15/25).....**TP**..... 95, Coastal (4/15/25)

CAREER HIGHS

NOTES

- 3.63 ERA over his last five starts, tossing 22.1 innings with 29 strikeouts
- Allowed just one hit over 5.2 innings for his best outing as a Demon Deacon against App State (4/29)
- Matched his second-longest outing of the season, tossing 5.0 innings without allowing an earned run against Liberty (4/22)

CAREER STATS

Year	era	w-l	app	gs	cg	sho	sv	ip	h	r	er	bb	so	2b	3b	hr	bf	bavg	wp	hbp	bk	sfa	sha
2024*	4.76	1-0	15	2	0	0/0	0	17.0	11	9	9	10	22	5	0	2	0	.180	0	4	0	1	0
2025	5.03	4-1	12	12	0	0/2	0	48.1	48	35	27	25	55	11	0	4	225	.249	3	4	0	1	1
TOTAL	5.03	4-1	12	12	0	0/2	0	48.1	48	35	27	25	55	11	0	4	225	.249	3	4	0	1	1
All*	4.96	5-1	27	14	0	0/2	0	65.1	59	44	36	35	77	16	0	6	225	.232	3	8	0	2	1



11|INF

LUKE COSTELLO
Fr. | 6'2" | 205 | R/R
Erie, PA
Erie Cathedral Prep

SEASON HIGHS

5, 5x, last - Coastal (4/15/25).....**AB**..... 5, 5x, last - Coastal (4/15/25)
3, 3x, last - Pitt (5/10/25).....**H**..... 3, 3x, last - Pitt (5/10/25)
3, 3x, last - Coastal (4/15/25).....**R**..... 3, 3x, last - Coastal (4/15/25)
1, 6x, last - Pitt (5/9/25)**2B**..... 1, 6x, last - Pitt (5/10/25)
2, 2x, last - Pitt (5/10/25).....**HR**..... 2, 2x, last - Pitt (5/10/25)
6, Coastal (4/15/25).....**RBI**..... 6, Coastal (4/15/25)

CAREER HIGHS

NOTES

- Went 6-for-12 (.500) with three home runs in the series against Pitt to lead Wake Forest
- Second multi-HR game of the year on Saturday against the Panthers (5/10)
- Launched his fourth homer of the year to put Wake up for good against Liberty (4/22)

CAREER STATS

Year	avg	gp-gs	ab	r	h	2b	3b	hr	rbi	tb	slg%	bb	hbp	so	gdp	ob%	sf	sh	sb-att	po	a	e	fld%
2025	.299	32-24	97	25	29	6	0	7	20	56	.577	12	4	21	4	.395	1	0	0-1	8	1	0	1.000
TOTAL	.299	32-24	97	25	29	6	0	7	20	56	.577	12	4	21	4	.395	1	0	0-1	8	1	0	1.000



12 | RHP

NATE BRITTAIN

SI | SL | CH

So. | 6'4" | 200 | R/R
Mt. Holly, NC
Campbell

SEASON HIGHS

2.0, at Elon (3/25/25).....IP.....6.0, at Monmouth (5/12/24)
0, 3x, last - at Clemson (3/21/25).....H (min 1.0 IP).....0, 5x, last - at Clemson (3/21/25)
0, 5x, last - at Elon (3/25/25).....ER (min 1.0 IP).....0, 9x, last - at Elon (3/25/25)
2, 2x, last - at Elon (3/25/25).....SO.....7, at Monmouth (5/12/24)
0, 3x, last - at Elon (3/25/25).....BB (min 1.0 IP).....0, 6x, last - at Elon (3/25/25)
24, at Elon (3/25/25).....TP.....91, at Monmouth (5/12/24)

CAREER HIGHS

NOTES

- Pair of scoreless innings at Elon (3/25)
- Needed just 10 pitches to get through his 1.1 innings of work at Clemson (3/21)
- Capped Wake's 19-5 victory over Notre Dame with a scoreless seventh inning (3/7)

CAREER STATS

Year	era	w-l	app	gs	cg	sho	sv	ip	h	r	er	bb	so	2b	3b	hr	bf	bavg	wp	hbp	bk	sfa	sha
2024*	6.51	1-4	13	7	0	0/0	1	37.1	40	27	27	20	41	7	1	1	0	.272	9	7	1	1	1
2025	4.70	0-0	10	0	0	0/1	0	7.2	4	4	4	9	9	1	0	0	36	.167	0	3	0	0	0
TOTAL	4.70	0-0	10	0	0	0/1	0	7.2	4	4	4	9	9	1	0	0	36	.167	0	3	0	0	0
All*	6.20	1-4	23	7	0	0/1	1	45.0	44	31	31	29	50	8	1	1	36	.257	9	10	1	1	1



14 | OF

JAVAR WILLIAMS

So. | 6'2" | 190 | L/L
Dartmouth, MA
Tabor Academy

SEASON HIGHS

5, 3x, last - at Florida State (4/6/25).....AB.....6, 2x, last - at Virginia (3/16/24)
3, Miami (3/15/25).....H.....3, 3x, last - Miami (3/15/25)
2, 4x, last - Gardner-Webb (5/4/25).....R.....2, 8x, last - Gardner-Webb (5/4/25)
1, 2x, last - at Stanford (4/26/25).....2B.....1, 7x, last - at Stanford (4/26/25)
1, 2x, last - Virginia Tech (3/29/25).....HR.....1, 2x, last - Virginia Tech (3/29/25)
3, 2x, last - at Coastal (3/11/25).....RBI.....3, 2x, last - at Coastal (3/11/25)

CAREER HIGHS

NOTES

- Seventh multi-hit game of the year in the series finale against Pitt (5/11)
- Hit safely and record at least one RBI in each game of the series at Stanford
- Went 3-for-3 in the middle game against Stanford with 2 RBI, 2 BB, 2B and a run scored (4/26)

CAREER STATS

Year	avg	gp-gs	ab	r	h	2b	3b	hr	rbi	tb	slg%	bb	hbp	so	gdp	ob%	sf	sh	sb-att	po	a	e	fld%
2024	.228	49-30	114	22	26	5	1	0	16	33	.289	27	5	25	0	.395	1	2	6-8	59	0	3	.952
2025	.262	45-42	141	27	37	2	0	2	25	45	.319	23	8	37	1	.393	1	6	13-16	63	0	2	.969
TOTAL	.247	94-72	255	49	63	7	1	2	41	78	.306	50	13	62	1	.394	2	8	19-24	122	0	5	.961



15 | RHP

NATE WHYSONG

FF | SL | CH

Fr. | 6'2" | 195 | R/R
Pavia, PA
Chestnut Ridge HS

SEASON HIGHS

1.0, 4x, last - Virginia Tech (3/30/25).....IP.....1.0, 4x, last - Virginia Tech (3/30/25)
0, 2x, last - Miami (3/15/25).....H (min 1.0 IP).....0, 2x, last - Miami (3/15/25)
0, 3x, last - Virginia Tech (3/30/25).....ER (min 1.0 IP).....0, 3x, last - Virginia Tech (3/30/25)
2, 2x, last - at Clemson (3/23/25).....SO.....2, 2x, last - at Clemson (3/23/25)
0, 3x, last - Miami (3/15/25).....BB (min 1.0 IP).....0, 3x, last - Miami (3/15/25)
27, Virginia Tech (3/30/25).....TP.....27, Virginia Tech (3/30/25)

CAREER HIGHS

NOTES

- Struck out a batter and didn't allow an earned run in an inning of work against Virginia Tech (3/30)
- First career save with a flawless ninth against Miami (3/15)
- Pair of strikeouts in his second career appearance at Coastal (3/11)

CAREER STATS

Year	era	w-l	app	gs	cg	sho	sv	ip	h	r	er	bb	so	2b	3b	hr	bf	bavg	wp	hbp	bk	sfa	sha
2025	8.10	0-0	11	0	0	0/0	1	6.2	6	7	6	5	7	1	0	0	33	.250	4	3	1	1	0
TOTAL	8.10	0-0	11	0	0	0/0	1	6.2	6	7	6	5	7	1	0	0	33	.250	4	3	1	1	0



16 | OF

MITCHELL SALVINO

Gr. | 6'2" | 200 | R/R

Charlotte, NC

Washington and Lee

NOTES

- Scored a run in both games he appeared in at Stanford
- Hit by a pitch and came around to score against High Point (4/1)
- Worked a walk in his lone plate appearance at Coastal Carolina (3/11)

SEASON HIGHS

4, Marist (2/16/25).....	AB.....	6, 3x, last - Eastern Mennonite (3/15/23)
.....	H.....	4, 4x, last - Mary Baldwin (4/27/23)
3, Marist (2/16/25).....	R.....	4, 3x, last - Louisville (3/21/24)
.....	2B.....	2, 4x, last - Virginia Wesleyan (4/29/23)
.....	HR.....	2, Castleton (2/21/23)
1, Marist (2/16/25).....	RBI.....	5, Guilford (4/2/22)

CAREER HIGHS

CAREER STATS

Year	avg	gp-gs	ab	r	h	2b	3b	hr	rbi	tb	slg%	bb	hbp	so	gdp	ob%	sf	sh	sb-att	po	a	e	fld%
2020*	.429	6-6	21	3	9	4	0	0	1	13	.619	1	3	5	0	.520	0	0	0-1	12	0	2	.857
2021*	.337	25-25	98	24	33	6	0	2	18	45	.459	6	5	18	2	.400	1	0	5-6	69	0	2	.972
2022*	.348	28-28	115	23	40	9	3	5	30	70	.609	2	5	20	0	.379	2	4	7-9	70	1	1	.986
2023*	.344	31-31	128	33	44	14	3	4	22	76	.594	7	6	14	1	.401	1	0	14-14	76	6	1	.988
2024	.240	34-6	25	9	6	0	0	1	6	9	.360	1	5	12	0	.387	0	0	0-0	10	1	0	1.000
2025	.000	21-1	6	9	0	0	0	0	1	0	.000	3	4	2	0	.538	0	0	3-3	4	0	0	1.000
TOTAL	.194	55-7	31	18	6	0	0	1	7	9	.290	4	9	14	0	.432	0	0	3-3	14	1	0	1.000
All*	.336	145-97	393	101	132	33	6	12	78	213	.542	20	28	71	3	.404	4	4	29-33	241	8	6	.976



17 | LHP

ZACH JOHNSTON

SI | FT | SL | CH

Jr. | 6'5" | 190 | L/L

North Yarmouth, ME

Greely HS

NOTES

- Held Pitt hitless over 1.2 innings to help the Demon Deacons clinch the series (5/11)
- Didn't allow a baserunner over 1.2 innings at Liberty (3/18)
- Tossed the final two innings of the shutout win over Miami, including three strikeouts (3/14)

SEASON HIGHS

2.1, Maryland (3/1/25).....	IP.....	2.2, Duke (3/8/24)
0, 5x, last - Pitt (5/11/25).....	H (min 1.0 IP).....	0, 13x, last - Pitt (5/11/25)
0, 8x, last - Pitt (5/11/25).....	ER (min 1.0 IP).....	0, 25x, last - Pitt (5/11/25)
4, Maryland (3/1/25).....	SO.....	5, 2x, last - WCU (5/4/24)
0, 6x, last - at Clemson (3/22/25).....	BB (min 1.0 IP).....	0, 16x, last - at Clemson (3/22/25)
44, Maryland (3/1/25).....	TP.....	46, North Carolina (3/29/24)

CAREER HIGHS

CAREER STATS

Year	era	w-l	app	gs	cg	sho	sv	ip	h	r	er	bb	so	2b	3b	hr	bf	bavg	wp	hbp	bk	sfa	sha
2023	6.75	0-0	4	0	0	0/1	0	2.2	3	2	2	5	4	2	0	0	16	.273	0	0	0	0	0
2024	3.93	3-2	28	0	0	0/1	0	36.2	30	20	16	28	46	6	0	1	177	.222	5	11	1	2	1
2025	5.89	1-1	17	0	0	0/4	0	18.1	19	15	12	9	21	4	0	2	89	.247	1	3	0	0	0
TOTAL	4.68	4-3	49	0	0	0/6	0	57.2	52	37	30	42	71	12	0	3	282	.233	6	14	1	2	1



18 | RHP

CHRIS LEVONAS

FF | SI | FC | SL | CH | CB

Fr. | 6'2" | 175 | R/R

Holmdel, NJ

Christian Brothers Academy

NOTES

- Limited Pitt to just one run over 4.0 innings with five strikeouts (5/11)
- Kept Stanford off the board over 4.0 innings for his first scoreless ACC start (4/27)
- Allowed just one hit with 10 strikeouts against High Point (4/1)

SEASON HIGHS

5.0, vs. High Point (4/1/25).....	IP.....	5.0, vs. High Point (4/1/25)
0, 2x, last - at Liberty (3/18/25).....	H (min 1.0 IP).....	0, 2x, last - at Liberty (3/18/25)
0, 4x, last- at Stanford (4/27/25).....	ER (min 1.0 IP).....	0, 4x, last - at Stanford (4/27/25)
10, vs. High Point (4/1/25).....	SO.....	10, vs. High Point (4/1/25)
1, 3x, last - at Stanford (4/27/25).....	BB (min 1.0 IP).....	1, 3x, last - at Stanford (4/27/25)
80, at North Carolina (4/11/25).....	TP.....	80, at North Carolina (4/11/25)

CAREER HIGHS

CAREER STATS

Year	era	w-l	app	gs	cg	sho	sv	ip	h	r	er	bb	so	2b	3b	hr	bf	bavg	wp	hbp	bk	sfa	sha
2025	5.34	3-1	10	9	0	0/2	0	30.1	27	19	18	19	38	5	0	6	139	.241	3	4	1	0	4
TOTAL	5.34	3-1	10	9	0	0/2	0	30.1	27	19	18	19	38	5	0	6	139	.241	3	4	1	0	4



19 | RHP

TROY DRESSLER

Fr. | 6'3" | 215 | R/R
Mifflinburg, PA
Mifflinburg HS

SEASON HIGHS

2.1, Virginia Tech (3/28/25).....	IP	2.1, Virginia Tech (3/28/25)
0, 3x, last - UNCG (4/8/25).....	H (min 1.0 IP)	0, 3x, last - UNCG (4/8/25)
0, 4x, last - UNCG (4/8/25).....	ER (min 1.0 IP)	0, 4x, last - UNCG (4/8/25)
3, Virginia Tech (3/28/25).....	SO	3, Virginia Tech (3/28/25)
0, 3x, last - at Florida State (4/5/25).....	BB (min 1.0 IP)	0, 3x, last - at Florida State (4/5/25)
34, Virginia Tech (3/28/25).....	TP	34, Virginia Tech (3/28/25)

CAREER HIGHS

NOTES

- Earned his first win as a Deac with a scoreless inning against UNCG (4/8)
- Scoreless inning with a strikeout against Florida State (4/5)
- Went 2.1 innings against Virginia Tech, limiting the Hokies to one earned run with three strikeouts (3/28)

CAREER STATS

Year	era	w-l	app	gs	cg	sho	sv	ip	h	r	er	bb	so	2b	3b	hr	bf	bavg	wp	hbp	bk	sfa	sha
2025	5.87	1-0	8	0	0	0/2	0	7.2	7	5	5	5	10	0	0	2	36	.233	0	1	0	0	0
TOTAL	5.87	1-0	8	0	0	0/2	0	7.2	7	5	5	5	10	0	0	2	36	.233	0	1	0	0	0



20 | LHP

HAIDEN LEFFEWE

FF | FC | SL | CH | CB
So. | 6'1" | 225 | L/L
Kannapolis, NC
South Rowan HS

SEASON HIGHS

3.0, at Stanford (4/25/25).....	IP	5.0, at NC A&T (2/27/24)
0, 8x, last - App State (4/29/25).....	H (min 1.0 IP)	0, 13x, last - App State (4/29/25)
0, 12x, last - Gardner-Webb (5/4/25).....	ER (min 1.0 IP)	0, 19x, last - Gardner-Webb (5/4/25)
6, Maryland (3/1/25).....	SO	8, at UNCG (2/20/24)
0, 9x, last - Gardner-Webb (5/4/25).....	BB (min 1.0 IP)	0, 15x, last - Gardner-Webb (5/4/25)
46, Maryland (3/1/25).....	TP	78, at NC A&T (2/27/24)

CAREER HIGHS

NOTES

- Holds a 1.69 ERA since April 1
- Earned his third win of the year with 2.0 scoreless innings against Gardner-Webb (5/4)
- Struck out the side for his third save of the year against App State (4/29)

CAREER STATS

Year	era	w-l	app	gs	cg	sho	sv	ip	h	r	er	bb	so	2b	3b	hr	bf	bavg	wp	hbp	bk	sfa	sha
2024	6.11	3-0	20	5	0	0/0	0	35.1	29	28	24	27	38	5	0	4	165	.225	8	6	1	3	0
2025	3.99	3-1	23	0	0	0/1	3	29.1	28	17	13	15	50	4	0	4	132	.250	4	2	0	3	0
TOTAL	5.15	6-1	43	5	0	0/1	3	64.2	57	45	37	42	88	9	0	8	297	.237	12	8	1	6	0



21 | UTL

JACK WINNAY

Jr. | 6'3" | 220 | R/R
Newton, MA
Belmont Hill HS

SEASON HIGHS

6, 3x, last - at Stanford (4/26/25).....	AB	6, 4x, last - at Stanford (4/26/25)
4, Pitt (5/10/25).....	H	4, Pitt (5/10/25)
3, 4x, last - Pitt (5/10/25).....	R	3, 5x, last - Pitt (5/10/25)
1, 10x, last - Pitt (5/10/25).....	2B	2, 2x, last - WCU (5/5/24)
2, 2x, last - Maryland (3/2/25).....	HR	2, 5x, last - Maryland (3/2/25)
4, 3x, last - at Liberty (3/18/25).....	RBI	4, 5x, last - at Liberty (3/18/25)

CAREER HIGHS

NOTES

- Leads the team with 17 multi-RBI efforts
- Recorded a hit in 12 of the last 13 contests
- First four-hit game of his career against Pitt (5/10)

CAREER STATS

Year	avg	gp-gs	ab	r	h	2b	3b	hr	rbi	tb	slg%	bb	hbp	so	gdp	ob%	sf	sh	sb-att	po	a	e	fld%
2023	.211	16-2	19	5	4	0	0	0	1	4	.211	4	3	6	1	.423	0	0	1-1	39	1	0	1.000
2024	.297	59-58	222	51	66	18	0	20	58	144	.649	37	2	61	2	.393	6	1	3-3	155	3	2	.988
2025	.280	51-51	189	47	53	10	2	12	55	103	.545	31	12	41	2	.407	4	1	6-6	307	17	1	.997
TOTAL	.286	126-111	430	103	123	28	2	32	114	251	.584	72	17	108	5	.401	10	2	10-10	501	21	3	.994



22 | OF

CAM NELSON

So. | 5'9" | 175 | L/L
Baltimore, MD
Pro5 Academy

SEASON HIGHS

5, 2x, last - at Stanford (4/26/25).....**AB**..... 5, 3x, last - at Stanford (4/26/25)
3, 2x, last - at Florida State (4/6/25).....**H**..... 3, 2x, last - at Florida State (4/6/25)
3, at Florida State (4/6/25).....**R**..... 3, at Florida State (4/6/25)
1, 6x, last - at Stanford (4/27/25).....**2B**..... 1, 10x, last - at Stanford (4/27/25)
1, at Florida State (4/6/25).....**HR**..... 1, at Florida State (4/6/25)
4, at Florida State (4/6/25).....**RBI**..... 4, at Florida State (4/6/25)

CAREER HIGHS

NOTES

- Drove in seven runs in the series at Stanford
- Multi-hit effort in the series finale against Boston College, including a pair of runs scored (4/19)
- Three hit, four-RBI performance including first career homerun in Sunday's 17-2 victory over the Seminoles (4/6)

CAREER STATS

Year	avg	gp-gs	ab	r	h	2b	3b	hr	rbi	tb	slg%	bb	hbp	so	gdp	ob%	sf	sh	sb-att	po	a	e	fld%
2024	.163	45-28	104	28	17	4	0	0	18	21	.202	29	2	31	1	.353	1	1	4-6	57	5	1	.984
2025	.328	24-18	64	20	21	6	1	1	19	32	.500	19	3	11	0	.494	1	1	2-2	40	2	1	.977
TOTAL	.226	69-46	168	48	38	10	1	1	37	53	.315	48	5	42	1	.408	2	2	6-8	97	7	2	.981



22 | P

CAM NELSON

FF | SL
So. | 5'9" | 175 | L/L
Baltimore, MD
Pro5 Academy

SEASON HIGHS

.....**IP**..... 1.1, Dayton (2/25/24)
.....**H (min 1.0 IP)**..... 0, 4x, last - vs. Florida State (5/25/24)
.....**ER (min 1.0 IP)**..... 0, 4x, last - vs. Florida State (5/25/24)
.....**SO**..... 3, Illinois (2/17/24)
.....**BB (min 1.0 IP)**..... 0, 3x, last - vs. Florida State (5/25/24)
.....**TP**..... 20, Binghamton (3/2/24)

CAREER HIGHS

NOTES

- Yet to appear on the mound this season

CAREER STATS

Year	era	w-l	app	gs	cg	sho	sv	ip	h	r	er	bb	so	2b	3b	hr	bf	bavg	wp	hbp	bk	sfa	sha
2024	12.71	0-0	9	0	0	0/0	0	5.2	4	8	8	8	10	1	0	1	31	.190	2	2	0	0	0
TOTAL	12.71	0-0	9	0	0	0/0	0	5.2	4	8	8	8	10	1	0	1	31	.190	2	2	0	0	0



23 | OF

ETHAN CONRAD

Jr. | 6'3" | 220 | L/L
Saugerties, NY
Marist

SEASON HIGHS

5, 3x, last - at App State (3/4/25).....**AB**..... 6, 3x, last - vs. Rider (5/23/24)
3, Marist (2/14/25).....**H**..... 5, Manhattan (4/21/24)
4, Marist (2/16/25).....**R**..... 4, at Siena (5/11/24)
2, 2x, last - Marist (2/16/25).....**2B**..... 2, 2x, last - Marist (2/16/25)
1, 7x, last - at Coastal (3/11/25).....**HR**..... 1, 19x, last - at Coastal (3/11/25)
4, LIU (2/15/25).....**RBI**..... 5, 2x, last - at St. Peter's (3/22/24)

CAREER HIGHS

NOTES

- Will miss the remainder of the 2025 season with an injury

CAREER STATS

Year	avg	gp-gs	ab	r	h	2b	3b	hr	rbi	tb	slg%	bb	hbp	so	gdp	ob%	sf	sh	sb-att	po	a	e	fld%
2023*	.320	48-46	181	35	58	9	2	3	32	80	.442	14	1	49	1	.371	1	3	19-20	202	9	10	.955
2024*	.389	55-55	226	55	88	18	13	9	52	159	.704	27	6	32	6	.467	0	0	19-24	294	17	6	.981
2025	.372	21-21	78	30	29	8	0	7	27	58	.744	18	1	14	2	.495	0	0	4-5	34	0	3	.919
TOTAL	.372	21-21	78	30	29	8	0	7	27	58	.744	18	1	14	2	.495	0	0	4-5	34	0	3	.919
All*	.361	124-122	485	120	175	35	15	19	111	297	.612	59	8	95	9	.438	1	3	42-49	530	26	19	.967



24 | UTL

ANTONIO MORALES
So. | 5'9" | 175 | R/R
Norfolk, MA
Roxbury Latin HS

SEASON HIGHS

5, 4x, last - at Liberty (3/18/25) **AB** 6, vs. North Carolina (5/24/24)
3, 2x, last - Notre Dame (3/7/25) **H** 3, 2x, last - Notre Dame (3/7/25)
4, Notre Dame (3/7/25) **R** 4, Notre Dame (3/7/25)
2, Notre Dame (3/7/25) **2B** 2, Notre Dame (3/7/25)
1, 3x, last - Boston College (4/19/25) **HR** 1, 6x, last - Boston College (4/19/25)
2, Notre Dame (3/7/25) **RBI** 4, vs. App State (4/30/24)

CAREER HIGHS

NOTES

- Homered in the series finale against B.C. for his third of the year (4/19)
- Second triple of his career against Virginia Tech on Sunday (3/30)
- Career day on Friday against Notre Dame, finishing 3-for-3 (1.000), with 2 2B, 2 RBI and 4 R (3/7)

CAREER STATS

Year	avg	gp-gs	ab	r	h	2b	3b	hr	rbi	tb	slg%	bb	hbp	so	gdp	ob%	sf	sh	sb-att	po	a	e	fld%
2024	.294	36-22	85	20	25	6	1	3	21	42	.494	14	2	15	2	.406	0	0	2-3	42	0	0	1.000
2025	.235	32-19	81	21	19	3	1	3	10	33	.407	12	1	15	2	.340	0	1	2-3	24	15	4	.907
TOTAL	.265	68-41	166	41	44	9	2	6	31	75	.452	26	3	30	4	.374	0	1	4-6	66	15	4	.953



25 | RHP

JOSH GUNTHER
FF | FC | SL | CH
So. | 5'11" | 215 | R/R
Fairhope, AL
Bayside Academy

SEASON HIGHS

2.0, 2x, last - Pitt (5/9/25) **IP** 2.1, at Virginia (3/15/24)
0, 9x, last - Pitt (5/9/25) **H (min 1.0 IP)** 0, 17x, last - Pitt (5/9/25)
0, 12x, last - Pitt (5/9/25) **ER (min 1.0 IP)** 0, 25x, last - Pitt (5/9/25)
4, Pitt (5/9/25) **SO** 5, Louisville (3/21/24)
0, 8x, last - Pitt (5/9/25) **BB (min 1.0 IP)** 0, 15x, last - Pitt (5/9/25)
35, at Stanford (4/26/25) **TP** 49, at High Point (5/1/24)

CAREER HIGHS

NOTES

- Earned his five save of the season to clinch the Pitt series (5/11)
- Struck out four of the six batters he faced in the series opener against the Panthers (5/9)
- Recorded two punchouts in his inning of work in Sunday's series finale against Florida State (4/6)

CAREER STATS

Year	era	w-l	app	gs	cg	sho	sv	ip	h	r	er	bb	so	2b	3b	hr	bf	bavg	wp	hbp	bk	sfa	sha
2024	6.32	0-3	28	0	0	0/0	1	31.1	25	22	27	38	5	0	5	143	.221	8	2	0	1	0	0
2025	3.63	1-3	21	0	0	0/1	5	22.1	15	11	9	13	35	0	0	1	98	.183	4	3	0	0	0
TOTAL	5.20	1-6	49	0	0	0/1	6	53.2	40	36	31	40	73	5	0	6	241	.205	12	5	0	1	0



26 | OF

MATT SCANNELL
Gr. | 5'11" | 205 | L/L
Stone Oak, TX
Princeton

SEASON HIGHS

5, 9x, last - Gardner-Webb (5/4/25) **AB** 6, 5x, last - at Dartmouth (4/27/24)
3, 3x, last - Pitt (5/11/25) **H** 5, at Dartmouth (4/27/24)
4, Notre Dame (3/7/25) **R** 4, Notre Dame (3/7/25)
2, LIU (2/15/25) **2B** 2, 2x, last - LIU (2/15/25)
1, 8x, last - High Point (5/13/25) **HR** 1, 33x, last - High Point (5/13/25)
4, 2x, last - at Florida State (4/5/25) **RBI** 4, 3x, last - at Florida State (4/5/25)

CAREER HIGHS

NOTES

- Hitting .447 (17-for-38) over the last nine games
- Tied for third on the squad with 16 multi-hit performances, including seven in the last nine games
- Sixth home run of the year in the Saturday game against Florida State (4/5)

CAREER STATS

Year	avg	gp-gs	ab	r	h	2b	3b	hr	rbi	tb	slg%	bb	hbp	so	gdp	ob%	sf	sh	sb-att	po	a	e	fld%
2022*	.294	39-37	143	20	42	6	0	7	44	69	.483	19	4	34	1	.387	2	1	9-11	238	16	6	.977
2023*	.270	47-47	189	35	51	10	2	10	32	95	.503	39	4	40	1	.400	3	0	4-8	70	5	3	.962
2024*	.276	43-43	170	45	47	12	1	8	21	85	.500	27	9	36	2	.403	0	1	6-7	124	4	2	.985
2025	.300	50-46	170	44	51	9	2	8	37	88	.518	32	12	33	1	.442	1	3	6-6	73	5	3	.963
TOTAL	.300	50-46	170	44	51	9	2	8	37	88	.518	32	12	33	1	.442	1	3	6-6	73	5	3	.963
All*	.284	179-173	672	144	191	37	5	33	134	337	.501	117	29	143	5	.409	6	5	25-32	505	30	14	.975



27 | RHP

LUKE SCHMOLKE

FF | CH | CB

Jr. | 5'11" | 215 | R/R

Mooreville, NC

Georgia Tech

SEASON HIGHS

3.1, 2x, last - at Florida State (4/4/25) **IP** 5.0, 5x, last - at Duke (5/12/23)
 0, 8x, last - High Point (5/13/25) **H (min 1.0 IP)** 0, 9x, last - High Point (5/13/25)
 0, 13x, last - High Point (5/13/25) **ER (min 1.0 IP)** 0, 14x, last - High Point (5/13/25)
 5, 2x, last - Miami (3/15/25) **SO** 6, 3x, last - Pitt (5/5/23)
 0, 10x, last - High Point (5/13/25) **BB (min 1.0 IP)** 0, 10x, last - High Point (5/13/25)
 68, at Florida State (4/4/25) **TP** 96, Pitt (5/5/23)

CAREER HIGHS

NOTES

- Perfect inning of relief with a strikeout against Coastal (4/15)
- Didn't allow a baserunner in 3.1 innings against Miami with five strikeouts (3/15)
- Four of his five outs came via the strikeout in a scoreless 1.2 innings against Notre Dame (3/8)

CAREER STATS

Year	era	w-l	app	gs	cg	sho	sv	ip	h	r	er	bb	so	2b	3b	hr	bf	bavg	wp	hbp	bk	sfa	sha
2023*	8.33	6-4	16	12	0	0/0	0	54.0	63	55	50	47	55	14	2	12	272	.283	7	0	1	2	0
2025	4.06	3-1	22	1	0	0/1	0	37.2	29	19	17	17	43	6	0	5	159	.212	1	1	0	1	3
TOTAL	4.06	3-1	22	1	0	0/1	0	37.2	29	19	17	17	43	6	0	5	159	.212	1	1	0	1	3
All*	6.58	9-5	38	13	0	0/1	0	91.2	92	74	67	64	98	20	2	17	431	.256	8	1	1	3	3



28 | LHP

RHYS BOWIE

FF | SI | SL | CH | CB

Fr. | 6'0" | 185 | L/L

Haworth, NJ

Dwight-Englewood HS

SEASON HIGHS

2.0, Virginia Tech (3/28/25) **IP** 2.0, Virginia Tech (3/28/25)
 0, 3x, last - at Stanford (4/26/25) **H (min 1.0 IP)** 0, 3x, last - at Stanford (4/26/25)
 0, 7x, last - Gardner-Webb (5/4/25) **ER (min 1.0 IP)** 0, 7x, last - Gardner-Webb (5/4/25)
 3, 2x, last - Gardner-Webb (5/4/25) **SO** 3, 2x, last - Gardner-Webb (5/4/25)
 0, 2x, last - Gardner-Webb (5/4/25) **BB (min 1.0 IP)** 0, 2x, last - Gardner-Webb (5/4/25)
 47, Virginia Tech (3/28/25) **TP** 47, Virginia Tech (3/28/25)

CAREER HIGHS

NOTES

- Scoreless 1.2 innings of work against Gardner-Webb with three strikeouts (5/4)
- Earned his first save as a Demon Deacon in the middle game at Stanford (4/26)
- Allowed just one hit over 1.1 innings with a pair of strikeouts against Boston College (4/18)

CAREER STATS

Year	era	w-l	app	gs	cg	sho	sv	ip	h	r	er	bb	so	2b	3b	hr	bf	bavg	wp	hbp	bk	sfa	sha
2025	3.97	0-1	11	0	0	0/0	1	11.1	8	6	5	14	14	2	0	0	56	.200	4	1	1	1	0
TOTAL	3.97	0-1	11	0	0	0/0	1	11.1	8	6	5	14	14	2	0	0	56	.200	4	1	1	1	0



29 | RHP

MATT BEDFORD

FF | SI | SL | CH | CB

Gr. | 6'3" | 215 | R/R

Staten Island, NY

Notre Dame

SEASON HIGHS

3.2, Princeton (3/2/25) **IP** 5.2, 2x, last - at Louisville (5/16/24)
 0, 3x, last - Coastal (4/15/25) **H (min 1.0 IP)** 0, 8x, last - Coastal (4/15/25)
 0, 8x, last - Pitt (5/9/25) **ER (min 1.0 IP)** 0, 20x, last - Pitt (5/9/25)
 6, Princeton (3/2/25) **SO** 7, Miami (3/22/24)
 0, 8x, last - vs. High Point (5/13/25) **BB (min 1.0 IP)** 0, 18x, last - vs. High Point (5/13/25)
 65, Princeton (3/2/25) **TP** 92, Pitt (5/3/24)

CAREER HIGHS

NOTES

- Closed out Wake's win over Pitt in the series opener with a scoreless inning (5/9)
- Earned his fourth win of the year, retiring all four batters he faced on Tuesday against Coastal (4/15)
- Retired six of the seven batters he faced at Florida State (4/4)

CAREER STATS

Year	era	w-l	app	gs	cg	sho	sv	ip	h	r	er	bb	so	2b	3b	hr	bf	bavg	wp	hbp	bk	sfa	sha
2022*	6.10	1-0	10	0	0	0/0	0	10.1	15	7	7	4	13	1	0	0	50	.341	3	2	0	0	0
2023*	6.86	1-3	14	2	0	0/0	0	21.0	24	18	16	11	18	6	2	2	102	.282	5	5	1	1	0
2024*	4.65	3-6	15	15	0	0/0	0	62.0	55	35	32	28	40	15	3	9	269	.240	3	9	0	1	2
2025	8.20	5-3	20	3	0	0/2	0	26.1	31	27	24	18	23	3	0	1	134	.290	1	8	0	0	0
TOTAL	8.20	5-3	20	3	0	0/2	0	26.1	31	27	24	18	23	3	0	1	134	.290	1	8	0	0	0
All*	5.94	10-12	59	20	0	0/2	0	119.2	125	87	79	61	94	25	5	12	555	.269	12	24	1	2	2



30 | RHP

DUNCAN MARSTEN

FF | SI | SL | CH

Fr. | 6'3" | 220 | R/R

Lake Balboa, CA

Harvard-Westlake HS

SEASON HIGHS

3.0, Gardner-Webb (5/4/25)	IP	3.0, Gardner-Webb (5/4/25)
0, Pitt (5/11/25)	H (min 1.0 IP)	0, Pitt (5/11/25)
0, 2x, last - Gardner-Webb (5/4/25)	ER (min 1.0 IP)	0, 2x, last - Gardner-Webb (5/4/25)
1, 2x, last - Pitt (5/11/25)	SO	1, 2x, last - Pitt (5/11/25)
0, Gardner-Webb (5/4/25)	BB (min 1.0 IP)	0, Gardner-Webb (5/4/25)
42, Pitt (5/11/25)	TP	42, Pitt (5/11/25)

CAREER HIGHS

NOTES

- Earned his second win on Sunday with a pair of hitless innings against Pitt (5/11)
- Picking up his first collegiate win, tossing the final 3.0 innings against Gardner-Webb on just 28 pitches (5/4)
- Tossed the final inning to clinch the series at Stanford (4/27)

CAREER STATS

Year	era	w-l	app	gs	cg	sho	sv	ip	h	r	er	bb	so	2b	3b	hr	bf	bavg	wp	hbp	bk	sfa	sha
2025	2.84	2-0	4	0	0	0/1	0	6.1	2	2	2	3	2	0	0	0	25	.100	1	2	0	0	0
TOTAL	2.84	2-0	4	0	0	0/1	0	6.1	2	2	2	3	2	0	0	0	25	.100	1	2	0	0	0



33 | OF

CHRIS KATZ

Sr. | 6'0" | 235 | R/R

Raleigh, NC

Heritage HS

SEASON HIGHS

5, 2x, last - Princeton (3/2/25)	AB	5, 4x, last - Princeton (3/2/25)
3, Marist (2/16/25)	H	3, 4x, last - Marist (2/16/25)
2, Marist (2/16/25)	R	3, George Mason (3/9/22)
2, Marist (2/16/25)	2B	2, 2x, last - Marist (2/16/25)
1, Marist (2/16/25)	HR	1, 4x, last - Marist (2/16/25)
3, Marist (2/16/25)	RBI	4, 2x, last - Elon (3/21/23)

CAREER HIGHS

NOTES

- Pinch-hit single against Gardner-Webb (5/4)
- Roped a two-out RBI double against Coastal Carolina (3/11)
- Career day on Sunday against Marist, going 3-for-5 with a home run and pair of doubles (2/16)

CAREER STATS

Year	avg	gp-gs	ab	r	h	2b	3b	hr	rbi	tb	slg%	bb	hbp	so	gdp	ob%	sf	sh	sb-att	po	a	e	fld%
2022	.349	30-15	63	11	22	6	0	0	11	28	.444	9	5	19	0	.462	1	0	0-1	9	1	0	1.000
2023	.206	26-14	63	10	13	4	0	3	16	26	.413	13	1	15	3	.346	1	0	0-0	33	2	0	1.000
2024	.063	7-6	16	3	1	0	0	0	0	1	.063	3	1	10	1	.250	0	0	0-0	0	0	0	.000
2025	.250	19-7	36	3	9	4	0	1	5	16	.444	5	0	12	0	.341	0	0	0-0	4	0	0	1.000
TOTAL	.253	82-42	178	27	45	14	0	4	32	71	.399	30	7	56	4	.378	2	0	0-1	46	3	0	1.000



34 | C

JIMMY KEENAN

Jr. | 6'3" | 215 | R/R

White Plains, NY

St. John's

SEASON HIGHS

4, 9x, last - Pitt (5/11/25)	AB	6, 2x, last - Penn (6/1/24)
2, 4x, last - Pitt (5/11/25)	H	4, UAlbany (3/12/23)
2, 4x, last - at Florida State (4/6/25)	R	3, 3x, last - at UConn (4/14/24)
1, 5x, last - Pitt (5/9/25)	2B	2, 5x, last - LIU (3/12/24)
1, 5x, last - Gardner-Webb (5/4/25)	HR	2, at Butler (5/18/23)
4, at Clemson (3/22/25)	RBI	6, Iona (3/5/24)

CAREER HIGHS

NOTES

- Solo shot for his fifth home run of the year to open the scoring against Gardner-Webb (5/4)
- Pair of extra-base hits with a homer and his third double of the season in the 12-0 win over Florida State (4/5)
- Blasted a grand slam in Saturday's 12-10 victory over Clemson (3/22)

CAREER STATS

Year	avg	gp-gs	ab	r	h	2b	3b	hr	rbi	tb	slg%	bb	hbp	so	gdp	ob%	sf	sh	sb-att	po	a	e	fld%
2023*	.343	33-24	102	19	35	11	0	6	30	64	.627	15	4	31	5	.439	2	3	0-0	163	14	1	.994
2024*	.335	57-56	218	48	73	21	2	12	57	134	.615	25	4	67	3	.403	6	0	1-3	360	36	2	.995
2025	.245	38-32	94	21	23	5	1	5	20	45	.479	24	2	39	2	.402	2	2	2-2	320	18	3	.991
TOTAL	.245	38-32	94	21	23	5	1	5	20	45	.479	24	2	39	2	.402	2	2	2-2	320	18	3	.991
All*	.316	128-112	414	88	131	37	3	23	107	243	.587	64	10	137	10	.412	10	5	3-5	843	68	6	.993



35 | RHP

LUKE BILLINGS
FF | FC | CH | CB
Fr. | 6'3" | 200 | R/R
Robbinsville, NJ
Robbinsville HS

NOTES

- Did not travel

SEASON HIGHS

1.0, 2x, last - Virginia Tech (3/28/25).....	IP	1.0, 2x, last - Virginia Tech (3/28/25)
1, 2x, last - Virginia Tech (3/28/25).....	H (min 1.0 IP)	1, 2x, last - Virginia Tech (3/28/25)
0, Marist (2/14/25).....	ER (min 1.0 IP)	0, Marist (2/14/25)
3, Marist (2/14/25).....	SO	3, Marist (2/14/25)
0, 2x, last - Virginia Tech (3/28/25).....	BB (min 1.0 IP)	0, 2x, last - Virginia Tech (3/28/25)
24, Virginia Tech (3/28/25).....	TP	24, Virginia Tech (3/28/25)

CAREER HIGHS

CAREER STATS

Year	era	w-l	app	gs	cg	sho	sv	ip	h	r	er	bb	so	2b	3b	hr	bf	bavg	wp	hbp	bk	sfa	sha
2025	13.50	0-0	3	0	0	0/0	0	2.0	4	4	3	1	4	2	0	0	13	.364	1	1	0	0	0
TOTAL	13.50	0-0	3	0	0	0/0	0	2.0	4	4	3	1	4	2	0	0	13	.364	1	1	0	0	0



36 | LHP

COLE MILLER
FF | FC | SL | CH
Fr. | 6'2" | 205 | L/L
Schenectady, NY
Guiderland HS

NOTES

- Redshirting the 2025 season

SEASON HIGHS

.....	IP
.....	H (min 1.0 IP)
.....	ER (min 1.0 IP)
.....	SO
.....	BB (min 1.0 IP)
.....	TP

CAREER HIGHS

CAREER STATS



40 | C

JACOB BURLEY
Gr. | 6'1" | 190 | R/R
Hollister, CA
Brown

NOTES

- Walk-off RBI single in the 10th to help Wake take the series against Miami (3/15)
- Recorded his first hit in a Wake uniform with a single to center in his second start as a Demon Deacon at Virginia Tech in 2024
- Team captain for Brown in 2023 starting all 36 games behind the plate

SEASON HIGHS

3, at Liberty (3/18/25).....	AB	6, at Cornell (4/8/23)
1, Miami (3/15/25).....	H	3, 2x, last - Yale (3/31/23)
1, Marist (2/14/25).....	R	2, 6x, last - at Columbia (3/26/23)
.....	2B	1, 7x, last - at Notre Dame (4/28/24)
.....	HR	1, 6x, last - Dartmouth (4/28/23)
1, Miami (3/15/25).....	RBI	2, 6x, last - Dartmouth (4/28/23)

CAREER HIGH

CAREER STATS

Year	avg	gp-gs	ab	r	h	2b	3b	hr	rbi	tb	slg%	bb	hbp	so	gdp	ob%	sf	sh	sb-att	po	a	e	fld%
2020*	.133	5-4	15	2	2	0	0	1	2	5	.333	1	1	5	2	.235	0	0	0-0	35	4	1	.975
2022*	.183	36-36	126	18	23	2	0	2	11	31	.246	12	8	40	1	.291	2	1	2-4	277	26	5	.984
2023*	.268	36-36	138	20	37	4	0	3	15	50	.362	17	6	30	0	.368	2	0	2-2	316	40	6	.983
2024	.133	26-11	30	3	4	1	0	0	0	5	.167	1	0	17	0	.161	0	0	0-0	109	5	0	1.000
2025	.100	14-1	10	2	1	0	0	0	1	1	.100	1	1	4	0	.250	0	0	0-0	44	2	1	.979
TOTAL	.125	40-12	40	5	5	1	0	0	1	6	.150	2	1	21	0	.186	0	0	0-0	153	7	1	.994
All*	.210	117-88	319	45	67	7	0	6	29	92	.288	32	16	96	3	.310	4	1	4-6	781	77	13	.985



42 | LHP

JOE ARIOLA

FF | FC | CH | CB

So. | 6'2" | 190 | L/L

Malverne, NY

Chaminade HS

SEASON HIGHS

3.2, Princeton (3/2/25)	IP	3.2, Princeton (3/2/25)
0, 9x, last - Gardner-Webb (5/4/25)	H (min 1.0 IP)	0, 21x, last - Gardner-Webb (5/4/25)
0, 9x, last - Gardner-Webb (5/4/25)	ER (min 1.0 IP)	0, 22x, last - Gardner-Webb (5/4/25)
8, Princeton (3/2/25)	SO	8, Princeton (3/2/25)
0, 3x, last - Gardner-Webb (5/4/25)	BB (min 1.0 IP)	0, 12x, last - Gardner-Webb (5/4/25)
68, Marist (2/14/25)	TP	68, Marist (2/14/25)

CAREER HIGHS

NOTES

- Worked a perfect inning with a strikeout against Gardner-Webb (5/4)
- Got Wake Forest out of a bases-loaded, nobody out jam in the series finale at Stanford (4/27)
- Struck out the side against Liberty in his inning of work (4/22)

CAREER STATS

Year	era	w-l	app	gs	cg	sho	sv	ip	h	r	er	bb	so	2b	3b	hr	bf	bavg	wp	hbp	bk	sfa	sha
2023	6.75	0-0	17	0	0	0/1	0	13.1	15	14	10	8	17	1	0	3	67	.278	2	3	0	1	0
2024	4.85	1-0	16	0	0	0/0	0	13.0	8	10	7	6	18	3	2	1	59	.174	1	6	0	0	1
2025	5.40	0-0	17	2	0	0/1	0	20.0	13	16	12	20	35	3	0	1	97	.176	3	2	1	0	0
TOTAL	5.63	1-0	50	2	0	0/2	0	46.1	36	40	29	34	70	7	2	5	223	.207	6	11	1	1	1



45 | RHP

DYLAN ZUCKER

FF | SL | CH | CB

Sr. | 6'0" | 185 | R/R

Locust Valley, NY

Locust Valley HS

SEASON HIGHS

2.0, Virginia Tech (3/28/25)	IP	2.0, Virginia Tech (3/28/25)
0, 3x, last - at Liberty (3/18/25)	H (min 1.0 IP)	0, 3x, last - at Liberty (3/18/25)
0, 3x, last - at Liberty (3/18/25)	ER (min 1.0 IP)	0, 3x, last - at Liberty (3/18/25)
2, Princeton (3/2/25)	SO	2, Princeton (3/2/25)
0, Princeton (3/2/25)	BB (min 1.0 IP)	0, Princeton (3/2/25)
36, 2x, last - at North Carolina (4/12/25)	TP	36, 2x, last - at North Carolina (4/12/25)

CAREER HIGHS

NOTES

- Allowed just three hit in his five appearances so far this season
- Helped settle things with 2.0 innings of one-run relief against Virginia Tech (3/28/25)
- Made his Wake Forest debut against LIU with a scoreless inning (2/15)

CAREER STATS

Year	era	w-l	app	gs	cg	sho	sv	ip	h	r	er	bb	so	2b	3b	hr	bf	bavg	wp	hbp	bk	sfa	sha
2025	6.75	0-0	5	0	0	0/1	0	6.2	3	5	5	7	4	0	0	0	30	.136	0	1	0	0	0
TOTAL	6.75	0-0	5	0	0	0/1	0	6.2	3	5	5	7	4	0	0	0	30	.136	0	1	0	0	0



46 | RHP

GRIFFIN GREEN

FF | SI | FC | SL | CH

Gr. | 6'4" | 220 | R/R

Chelmsford, MA

Virginia Tech

SEASON HIGHS

4.0, at Stanford (4/25/25)	IP	7.0, 2x, last - at Virginia (4/29/22)
0, 8x, last - Pitt (5/10/25)	H (min 1.0 IP)	0, 9x, last - Pitt (5/10/25)
0, 13x, last - vs. App State (4/25/25)	ER (min 1.0 IP)	0, 24x, last - vs. App State (4/25/25)
6, Virginia Tech (3/29/25)	SO	8, Louisville (5/13/22)
0, 7x, last - Gardner-Webb (5/4/25)	BB (min 1.0 IP)	0, 16x, last - Gardner-Webb (5/4/25)
56, at Stanford (4/25/25)	TP	107, NC State (4/8/22)

CAREER HIGHS

NOTES

- 15 strikeouts over his last 11 appearances
- Had his longest outing tossing 4.0 scoreless innings, while surrendering just two hits and striking out three at Stanford (4/25)
- Best outing of the season against Virginia Tech, limiting the Hokies to one hit over 3.0 innings with six punchouts (3/29)

CAREER STATS

Year	era	w-l	app	gs	cg	sho	sv	ip	h	r	er	bb	so	2b	3b	hr	bf	bavg	wp	hbp	bk	sfa	sha
2021*	5.50	3-0	13	1	0	0/0	0	18.0	19	12	11	7	24	4	1	0	79	.279	2	2	0	2	0
2022*	4.83	7-3	16	16	0	0/0	0	72.2	83	39	39	26	61	10	2	8	320	.290	3	6	0	1	0
2023*	6.17	2-2	9	9	0	0/0	0	42.1	44	29	29	22	38	7	0	6	192	.270	3	5	0	1	0
2025	2.81	1-1	22	0	0	0/1	0	32.0	19	15	10	18	34	2	0	3	142	.173	3	10	1	1	3
TOTAL	2.81	1-1	22	0	0	0/1	0	32.0	19	15	10	18	34	2	0	3	142	.173	3	10	1	1	3
All*	4.85	13-6	60	26	0	0/1	0	165.0	165	95	89	73	157	23	3	17	733	.263	11	23	1	5	3



48 | RHP

LOGAN LUNCEFORD
FF | SL | CH | CB
Jr. | 5'10" | 190 | R/R
Harrah, OK
Missouri

SEASON HIGHS

7.0, Miami (3/14/25).....	IP	7.0, 2x, last - Miami (3/14/25)
1, 2x, last - St. John's (2/21/25).....	H (min 1.0 IP)	1, 5x, last - St. John's (2/21/25)
0, 5x, last - Boston College (4/18/25).....	ER (min 1.0 IP)	0, 9x, last - Boston College (4/18/25)
13, 2x, last - Notre Dame (3/7/25).....	SO	13, 2x, last - Notre Dame (3/7/25)
0, Gardner-Webb (5/4/25).....	BB (min 1.0 IP)	0, 5x, last - Gardner-Webb (5/4/25)
99, Princeton (2/28/25).....	TP	107, Kentucky (3/22/24)

CAREER HIGHS

NOTES

- Didn't allow a run with nine strikeouts over 5.2 innings to secure the 12-0 victory over Florida State (4/5)
- Tied the longest outing of his career with 7.0 scoreless innings against Miami (3/14)
- Matched his career high with 13 strikeouts against Notre Dame (3/7)

CAREER STATS

Year	era	w-l	app	gs	cg	sho	sv	ip	h	r	er	bb	so	2b	3b	hr	bf	bavg	wp	hbp	bk	sfa	sha
2023*	6.00	3-5	13	11	0	0/0	1	54.0	45	37	36	32	68	11	1	12	239	.228	4	4	1	4	2
2024*	6.97	2-5	14	13	0	0/0	0	60.2	73	52	47	26	53	14	1	14	288	.297	9	11	1	2	3
2025	4.72	5-4	14	13	0	0/3	0	53.1	37	31	28	27	83	11	0	4	236	.192	9	11	0	4	1
TOTAL	4.72	5-4	14	13	0	0/3	0	53.1	37	31	28	27	83	11	0	4	236	.192	9	11	0	4	1
All*	5.95	10-14	41	37	0	0/3	1	168.0	155	120	111	85	204	36	2	30	763	.244	22	26	2	10	6



51 | INF

RYAN PREISANO
So. | 6'5" | 205 | R/R
Wilton, CT
Fairfield Prep

SEASON HIGHS

4, 4x, last - Virginia Tech (3/29/25).....	AB	4, 4x, last - Virginia Tech (3/29/25)
2, 4x, last - at Clemson (3/22/25).....	H	2, 4x, last - at Clemson (3/22/25)
4, Marist (2/16/25).....	R	4, Marist (2/16/25)
1, 2x, last - Miami (3/15/25).....	2B	1, 2x, last - Miami (3/15/25)
1, 2x, last - at Clemson (2/23/25).....	HR	1, 2x, last - at Clemson (2/23/25)
3, LIU (2/15/25).....	RBI	3, LIU (2/15/25)

CAREER HIGHS

NOTES

- Walk-off walk in the opening game against Gardner-Webb (5/4)
- Homered in his first AB of Sunday's contest at Clemson (3/23)
- Doubled and had an RBI single on Saturday against Miami (3/15)

CAREER STATS

Year	avg	gp-gs	ab	r	h	2b	3b	hr	rbi	tb	slg%	bb	hbp	so	gdp	ob%	sf	sh	sb-att	po	a	e	fld%
2025	.263	19-8	38	9	10	2	0	2	7	18	.474	10	0	12	1	.417	0	0	0-1	34	1	0	1.000
TOTAL	.263	19-8	38	9	10	2	0	2	7	18	.474	10	0	12	1	.417	0	0	0-1	34	1	0	1.000



77 | C

SEVEN ALEMAIS
Fr. | 5'9" | 200 | R/R
Bronx, NY
P27 Academy

SEASON HIGHS

1, Marist (2/16/25).....	AB	1, Marist (2/16/25)
.....	H
.....	R
.....	2B
.....	HR
.....	RBI

CAREER HIGHS

NOTES

- Did not travel

CAREER STATS

Year	avg	gp-gs	ab	r	h	2b	3b	hr	rbi	tb	slg%	bb	hbp	so	gdp	ob%	sf	sh	sb-att	po	a	e	fld%
2025	.000	5-0	1	0	0	0	0	0	0	0	.000	0	0	0	0	.000	0	0	0-0	7	1	0	1.000
TOTAL	.000	5-0	1	0	0	0	0	0	0	0	.000	0	0	0	0	.000	0	0	0-0	7	1	0	1.000

WAKE FOREST BASEBALL



0 | Cuyler Baxter
INF | Fr. | S/R
Greensboro, NC



1 | Dalton Wentz
INF | Fr. | S/R
Madison Heights, VA



2 | Will Ray
RHP | Jr. | R/R
Mars, PA



3 | Alex Junghans
INF | Fr. | S/R
Franklin, TN



4 | Blake Morningstar
RHP | So. | R/R
Wyalusing, PA



5 | Brian Connolly
INF | Fr. | R/R
Brunswick, ME



6 | Kade Lewis
INF | So. | L/R
Sartell, MN



7 | Marek Houston
INF | Jr. | R/R
Nokomis, FL



8 | Matt Conte
C | Fr. | R/R
Andover, MA



9 | Austin Hawke
INF | Jr. | R/R
Pfafftown, NC



10 | Matthew Dallas
LHP | So. | L/L
Memphis, TN



11 | Luke Costello
INF | Fr. | R/R
Erie, PA



12 | Nate Brittain
RHP | So. | R/R
Mt. Holly, NC



14 | Javar Williams
OF | So. | L/R
Dartmouth, MA



15 | Nate Whysong
RHP | Fr. | R/R
Pavia, PA



16 | Mitchell Salvino
OF | Gr. | R/R
Charlotte, NC



17 | Zach Johnston
LHP | Jr. | L/L
North Yarmouth, ME



18 | Chris Levonas
RHP | Fr. | R/R
Holmdel, NJ



19 | Troy Dressler
RHP | Fr. | R/R
Mifflinburg, PA



20 | Haiden Leffew
LHP | So. | L/L
Kannapolis, NC



21 | Jack Winnay
UTL | Jr. | R/R
Newton, MA



22 | Cam Nelson
UTL | So. | L/L
Baltimore, MD



23 | Ethan Conrad
OF | Jr. | L/L
Saugerties, NY



24 | Antonio Morales
UTL | So. | R/R
Norfolk, MA



25 | Josh Gunther
RHP | So. | R/R
Fairhope, AL



26 | Matt Scannell
OF | Gr. | L/L
Stone Oak, TX



27 | Luke Schmolke
RHP | Jr. | R/R
Mooresville, NC



28 | Rhys Bowie
LHP | Fr. | L/L
Haworth, NJ



29 | Matt Bedford
RHP | Gr. | R/R
Staten Island, NY



30 | Duncan Marsten
RHP | Fr. | R/R
Lake Balboa, CA



33 | Chris Katz
OF | Sr. | R/R
Raleigh, NC



34 | Jimmy Keenan
C | Jr. | R/R
White Plains, NY



36 | Cole Miller
LHP | Fr. | L/L
Schenectady, NY



40 | Jacob Burley
C | Gr. | R/R
Hollister, CA



42 | Joe Ariola
LHP | LHP | R/R
Malverne, NY



45 | Dylan Zucker
RHP | Sr. | R/R
Locust Valley, NY



46 | Griffin Green
RHP | Gr. | R/R
Chelmsford, MA



48 | Logan Lunceford
RHP | Jr. | R/R
Harrah, OK



51 | Ryan Preisano
INF | So. | R/R
Wilton, CT



77 | Seven Alemais
C | Fr. | R/R
Bronx, NY



32 | Tom Walter
Head Coach
16th Season



37 | Bill Cilento
Associate Head Coach
Third Base / Hitting



44 | Corey Muscara
Assistant Coach
Pitching



38 | Matt Wessinger
Assistant Coach
First Base / Hitting