



Demon Deacons

BASEBALL

2024 SCHEDULE & RESULTS		GAME 20	DAVID F. COUCH BALLPARK	WINSTON-SALEM	2024 RECORD	
FEBRUARY (7-1)			NO. 16 WAKE FOREST DEMON DEACONS 14-6 2-4 ACC Head Coach: Tom Walter Record at Wake Forest: 434-348-1 (.555)/ 15th year Career Record: 862-679-1 (.559) / 28th year Last Game: W, 7-3 vs. High Point (Mar. 19, 2024)		OVERALL: 14-6 ACC: 2-4 HOME: 12-2 ROAD: 2-4 RANKED TEAMS: 2-5	
16 FORDHAM	W, 9-3					
17 ILLINOIS	W, 5-0					
18 AKRON	W, 14-3 (7 INN.)					
20 AT UNCG	L, 4-3					
23 DAYTON	W, 14-2					
24 DAYTON	W, 9-3					
25 DAYTON	W, 9-6					
27 AT NORTH CAROLINA A&T	W, 12-1					
MARCH (7-5)			LOUISVILLE CARDINALS 14-7 1-2 ACC Head Coach: Dan McDonnell Record at Louisville: 733-318-1 (.697) / 18th year Career Record: 733-318-1 (.697) / 18th year Last Game: W, 11-1 (7) vs. Bellarmine (Mar. 19, 2024)		GAME INFO Date.....3/21/24-3/23/24 Game Times.....7 p.m. / 6 p.m. / 1 p.m. Location.....Winston-Salem, N.C. Venue.....David F. Couch Ballpark Capacity.....3,823 Surface.....Astroturf TV.....ACC Network / ACC Network Extra	
2 BINGHAMTON	W, 7-5					
2 BINGHAMTON	W, 9-8					
3 ELON	W, 9-0					
5 GEORGETOWN	W, 11-9					
8 DUKE*	L, 8-5					
9 DUKE*	W, 6-3					
10 DUKE*	L, 10-8					
12 AT COASTAL CAROLINA	L, 17-9					
15 AT VIRGINIA*	L, 16-10					
16 AT VIRGINIA*	W, 9-3					
17 AT VIRGINIA*	L, 11-10 (10 INN.)					
19 HIGH POINT	W, 7-3					
21 LOUISVILLE*	6 P.M.					
22 LOUISVILLE*	6 P.M.					
23 LOUISVILLE*	1 P.M.					
26 AT LIBERTY	4 P.M.					
29 NORTH CAROLINA*	6 P.M.					
30 NORTH CAROLINA*	4 P.M.					
31 NORTH CAROLINA*	1 P.M.					
APRIL		TOP OF THE 1ST				
26 UNCG	6 P.M.	WEEKEND RUNDOWN		LAST TIME OUT		
5 AT VIRGINIA TECH*	6 P.M.	<ul style="list-style-type: none">No. 16 Wake Forest returns to the Couch for the second time against an ACC opponent this season for a Thursday-Saturday showdown against Louisville.Last season, Wake Forest took the series against the Cardinals, winning two of the three games on the road, including a 3-0 shutout victory in game two.Louisville leads the all-time series, 8-20-1, dating back to 2015.		<ul style="list-style-type: none">Returning home for the first time in over a week, the No. 16 Wake Forest baseball team earned a 7-3 victory over Triad rival High Point at David F. Couch Ballpark on Tuesday night.The Demon Deacons extended their streak to 16-consecutive games with at least one home run, as junior Seaver King and graduate student Adam Tellier both went deep against the Panthers. Wake Forest has recorded at least one home run in all but one game.		
6 AT VIRGINIA TECH*	6 P.M.					
7 AT VIRGINIA TECH*	1 P.M.					
9 COASTAL CAROLINA	6 P.M.					
12 AT BOSTON COLLEGE*	6 P.M.					
13 AT BOSTON COLLEGE*	2 P.M.					
14 AT BOSTON COLLEGE*	1 P.M.					
16 VS. UNCW ⁵	6 P.M.					
19 FLORIDA STATE*	6 P.M.					
20 FLORIDA STATE*	4 P.M.					
21 FLORIDA STATE*	1 P.M.					
23 AT ELON	6 P.M.					
25 AT NOTRE DAME*	5 P.M.					
26 AT NOTRE DAME*	5 P.M.					
27 AT NOTRE DAME*	12 P.M.					
30 VS. APP STATE ⁵	6 P.M.					
MAY						
26 AT HIGH POINT	6 P.M.					
4 WESTERN CAROLINA	6 P.M.					
5 WESTERN CAROLINA (DH)	1 P.M.					
5 WESTERN CAROLINA (DH)	TBD					
8 NORTH CAROLINA A&T	6 P.M.					
10 CLEMSON*	6 P.M.					
11 CLEMSON*	4 P.M.					
12 CLEMSON*	1 P.M.					
14 LIBERTY	6 P.M.					
16 AT NC STATE*	6 P.M.					
17 AT NC STATE*	4 P.M.					
18 AT NC STATE*	4 P.M.					
		</				

Home Games at David F. Couch Ballpark in **BOLD**

* - ACC game

\$ - Durham, N.C.

% - Shelby, N.C.

All times listed are eastern

QUICK FACTS

GENERAL INFORMATION

Name of School	Wake Forest University
City / Zip	Winston-Salem, N.C. / 27109
Founded	1834
Enrollment	5,287 (Undergraduate)
Nickname	Demon Deacons
School Colors	Old Gold & Black
Home Facility	David F. Couch Ballpark (3,823)
Surface	FieldTurf
Dimensions	LF-310, LC-370, CF-400, RC-367, RF-300
Affiliation	NCAA Division I
Conference	Atlantic Coast Conference
President	Dr. Susan R. Wente
Athletic Director	John Currie
Athletic Department Phone	(336) 758-5616
Ticket Office Phone	(336) 758-3322

PROGRAM HISTORY

First Year of Baseball	1890
All-Time Head Coaches	30
Overall All-Time Record	2,329-1,753-28 (.567)
All-Time ACC Record	631-765-5 (.450)
ACC Championships	8
(1955, 1962, 1963, 1977, 1998, 1999, 2001, 2023)	
CWS Appearances	3 (1949, 1955, 2023)
NCAA Championships	1 (1955)
NCAA Tournament Appearances	15
(1949, 1955, 1961, 1962, 1977, 1998, 1999, 2000, 2001, 2002, 2007, 2016, 2017, 2022, 2023)	
All-Americans	53
Winning Seasons	76 (last 2023)
30+ Win Seasons	26 (last 2023)
40+ Win Seasons	8 (last 2023)

COACHING STAFF

Head Coach	Tom Walter (Georgetown, '91)
Record at WFU	434-348-1 (.554) (15th year)
ACC Record	181-217-1 (.454)
Career Record	862-679-1 (.559) (28th year)
Associate Head Coach/Hitting	Bill Cilento
Assistant Coach/Pitching	Corey Muscara
Assistant Coach	Matt Wessinger

TEAM INFO

2024 Overall Record	13-6
Home	11-2
Away	2-4
Neutral	0-0
2024 ACC Record	2-4
Home	1-2
Away	1-2
Letterman Returning	14
Starters Returning	2
Starting Pitchers Returning	2
Newcomers	26

ATHLETIC COMMUNICATIONS

Baseball Contact	Grant Keith
Email Address:	keithg@wfu.edu
Cell Phone:	(334) 275-6782
Website:	godeacs.com

2024 ROSTER

No.	Name	Pos.	B/T	Ht.	Wt.	Yr.	Hometown (Last School)
0	Tate Ballestero	C/OF	S/R	6-4	205	Gr	Morristown, NJ (St. John's University)
1	Will Gervase	LHP	L/L	6-9	220	So	Fuquay-Varina, NC (Pitt CC)
2	Will Ray	RHP	L/R	6-2	215	Jr	Mars, PA (Pittsburgh Central Catholic)
3	Adam Tellier	INF	R/R	6-4	190	Gr	Ada, MI (Ball State University)
4	Blake Morningstar	RHP	R/R	6-4	220	Fr	Wyalusing, PA (Wyalusing Valley HS)
5	Seaver King	INF	R/R	6-0	195	Jr	Athens, GA (Wingate University)
6	Liam Willson	INF/OF	R/R	6-1	205	Fr	Reston, VA (Herndon HS)
7	Marek Houston	INF	R/R	6-3	190	So	Nokomis, FL (Venice HS)
8	Nick Kurtz	1B/OF	L/L	6-6	240	Jr	Lancaster, PA (The Baylor School)
9	Austin Hawke	INF/OF	R/R	5-10	170	So	Oak Island, NC (UNC Chapel Hill)
10	Ben Shenosky	RHP	R/R	6-5	215	So	Lititz, PA (Manheim Township HS)
11	Chase Walter	RHP	R/R	6-3	200	Gr	Winston-Salem, NC (Georgetown)
12	Hudson Lee	LHP	R/L	6-4	230	*Fr	Roebuck, SC (Dorman HS)
13	Andrew Koshy	RHP	R/R	6-1	210	Fr	Albertson, NY (Kellenburg Memorial HS)
14	Javar Williams	OF	L/L	6-2	190	Fr	Dartmouth, MA (Tabor Academy)
15	David Falco	RHP	R/R	6-4	230	Gr	Center Moriches, NY (University of Maryland)
16	Mitchell Salvino	OF	R/R	6-2	190	Gr	Charlotte, NC (Washington and Lee University)
17	Zach Johnston	LHP	L/L	6-5	190	So	North Yarmouth, ME (Greely HS)
18	Jeter Polledo	INF/OF	R/R	5-10	170	Fr	Hialeah, FL (Monsignor Edwards Pace HS)
19	Crawford Wade	LHP	L/L	6-4	200	*Jr	Charlotte, NC (Myers Park HS)
20	Haiden Leffew	LHP	L/L	6-1	225	Fr	Kannapolis, NC (South Rowan HS)
21	Jack Winnay	INF	R/R	6-3	210	So	Newton, MA (Belmont Hill HS)
22	Cameron Nelson	OF/LHP	L/L	5-9	175	Fr	Baltimore, MD (Pro5 Academy)
23	Josh Hartle	LHP	L/L	6-5	210	Jr	King, NC (Reagan HS)
24	Antonio Morales	OF/INF	L/R	5-9	175	Fr	Norfolk, MA (Roxbury Latin HS)
25	Josh Gunther	RHP	R/R	5-11	205	Fr	Fairhope, AL (Bayside Academy)
27	Cameron Gill	C	R/R	5-11	200	Gr	Alpharetta, GA (Wofford College)
28	Cole Roland	RHP	R/R	6-2	210	Gr	Duxbury, MA (Dartmouth)
29	Chase Burns	RHP	R/R	6-3	210	Jr	Hendersonville, TN (University of Tennessee)
30	Michael Massey	RHP	R/R	6-5	230	Jr	Suwanee, GA (Tulane University)
31	Jake Reinisch	OF	L/R	6-2	205	Sr	Clifton Park, NY (Shenendehowa HS)
33	Chris Katz	C/OF	R/R	6-0	230	Jr	Raleigh, NC (Heritage HS)
34	Luke Schmolke	RHP	R/R	6-0	190	So	Mooresville, NC (Georgia Tech)
36	Levi Strahm	LHP	L/L	5-10	165	Fr	Lewisville, NC (Reagan HS)
39	Pirmin Brechbuhl	OF	R/R	6-3	210	*Jr	Brookhaven, GA (Greater Atlanta Christian Academy)
40	Jacob Burley	C	R/R	6-1	185	Gr	Hollister, CA (Brown University)
42	Joe Ariola	LHP	L/L	6-2	180	So	Malverne, NY (Chaminade HS)
45	Dylan Zucker	RHP	R/R	6-0	195	*So	Locust Valley, NY (Locust Valley HS)
48	Brody Shawn	RHP	R/R	6-3	185	Fr	Alexandria, VA (West Potomac HS)
51	Ryan Preisano	INF	R/R	6-4	190	Fr	Wilton, CT (Fairfield Prep)

PRONUNCIATIONS

Joe Ariola.....	Air-E-o-La	Mitchell Salvino.....	Sal-vino (think wine)
Tate Ballestero.....	BAL-eh-stare-oh	Ben Shenosky.....	Sh-nah-ski
Pirmin Brechbuhl.....	Pier-men Brek-buhl	Levi Strahm	Strawm
Marek Houston	Mair-ick	Adam Tellier	Tell-yur
Will Gervase.....	Jur-vase	Javar Williams	Juh-var
Andrew Koshy	Co-she	Jack Winnay	Win-aye
Haiden Leffew	Luh-few		
Jeter Polledo.....	Poy-yay-dough	Bill Cilento	sill-EN-toe
Ryan Preisano	Prezz-ah-no	Corey Muscara	Moo-scar-uh
Jake Reinisch.....	Rine-ish		

COACHING STAFF AND SUPPORT STAFF

32	Tom Walter	Head Coach	15th	Georgetown, 1991
37	Bill Cilento	Associate Head Coach/Hitting	15th	Siena, 2003
44	Corey Muscara	Assistant Coach/Pitching	3rd	Franklin Pierce, 2009
38	Matt Wessinger	Assistant Coach	2nd	St. John's, 2013
	Mickey Bassett	Director of Operations	3rd	St. John's, 2021
	Chris Lewis	Director of Analytics	1st	Wake Forest, 2022
	Sean Fischer	Pitching Lab Coordinator	1st	Maryland, 2021
	Jeff Strahm	Athletic Trainer	26th	Kansas State, 1994
	Mark Seaver	Strength and Conditioning	19th	Wake Forest, 2003
	Tony Joyce	Equipment	6th	Canterbury, 2006
	Grant Keith	Communications	1st	Auburn, 2020
	Christia Fisher	Academic Counselor	14th	North Carolina, 1986
	Dr. Brian Waterman	Physician	7th	Virginia, 2002
	Dr. Kristen Nicholson	Biomechanist	6th	Clemson, 2010

WIN-LOSS SUMMARY

	2024	UNDER WALTER
Overall	14-6	434-348-1
ACC	2-4	181-217-1
Non-Conf	12-2	253-131
Home	12-2	276-140-1
Away	2-4	129-186
Neutral	-	29-22
Day	11-4	256-198-1
Night	3-2	178-151
vs. Left	5-2	126-125-1
vs. Right	9-4	308-223
1-run games	1-2	84-81
2-run games	2-1	57-49
5+ run games	7-2	207-132
Extra innings	0-1	24-26-1
Shutouts	1-0	41-30
Scoring 0-2 runs	-	14-133
Scoring 3-5 runs	1-2	88-132-1
Scoring 6-9 runs	9-2	165-70
Scoring 10+ runs	4-2	167-13
Opponent 0-2 runs	4-0	166-12
Opponent 3-5 runs	7-1	176-88-1
Opponent 6-9 runs	3-1	82-140
Opponent 10+ runs	0-4	10-108
Scored in 1st inning	10-3	203-90
Opp. scores in 1st inning	3-3	113-149
Scores first	10-3	283-111-1
Opp. scores first	4-3	150-237
After 6 leading	14-1	257-44
After 6 trailing	0-5	43-263-1
After 6 tied	-	34-41
After 7 leading	13-1	368-26
After 7 trailing	0-5	24-282
After 7 tied	-	30-37-1
After 8 leading	13-1	379-19
After 8 trailing	0-5	11-298-1
After 8 tied	-	30-29
Hit 0 home runs	0-1	104-200
Hit 1 home run	6-2	128-92
Hit 2+ home runs	8-3	202-56-1
Opponent 0 home runs	6-2	234-120
Opponent 1 home run	5-2	134-115-1
Opponent 2+ HRs	3-2	66-113
Made 0 errors	7-1	198-74
Made 1 error	5-2	131-115
Made 2+ errors	2-3	105-159-1
Opp. made 0 errors	4-4	146-138
Opp. made 1 error	5-1	157-128-1
Opp. made 2+ errors	5-1	131-82
Out-hit opponent	12-1	333-72-1
Out-hit by opponent	2-5	70-251
Hits are tied	-	31-25
In February	7-1	82-51
In March	7-5	149-107
In April	-	111-113
In May	-	79-69-1
In June	-	13-8
On Mondays	-	6-6
On Tuesdays	3-2	94-33
On Wednesdays	-	31-39
On Thursdays	-	14-7
On Fridays	2-2	88-89
On Saturdays	6-0	113-99
On Sundays	3-2	84-75-1
Longest Winning Streak	8	15
Longest Losing Streak	3	10
Last 5 Games	2-3	2-3
Last 10 Games	5-5	5-5

NOTING THE DEACS

FIRST PITCH

- No. 16 Wake Forest returns to the Couch for the second time against an ACC opponent this season for a Thursday-Saturday showdown against Louisville.
- Last season, Wake Forest took the series against the Cardinals, winning two of the three games on the road, including a 3-0 shutout victory in game two.
- Wake Forest is searching for its third series win against Louisville and its second in Winston-Salem (2018).
- Louisville leads the all-time series, 8-20-1 with the first meeting taking place in 2015.

TELLY TIME

- Graduate transfer Adam Tellier has made an immediate impact for the Deacs reaching base in all 20 games.
- The Ada, Mich. native leads the Deacs with 17 extra-base hits through the first month, ranking first in doubles (8) and tied for first in homers with Jack Winnay (9). His nine home runs also rank tied for third in the ACC and tied for 20th in the nation.
- Additionally, he is the only player ranked inside the top 10 of the ACC in home runs (third) and stolen bases (sixth).
- Tellier deposited the first pitch of the Wake Forest season at the plate over the left center wall against Fordham to set the tone.
- Joining the Deacs this season from Ball State, Tellier currently ranks first on the squad with a .490 on-base clip, to go along with 12 free passes.

RHINO'S REVENGE TOUR

- Senior Jake Reinisch had a career day at the plate last Sunday, as he finished a single away from the cycle with three RBIs and a pair of runs against Duke.
- His four hits against Georgetown tied a career high and marked his first time doing so since his four-hit performance against North Carolina last season.
- He has reached base in all but two games this season, including 17 of the last 18.
- So far this season, the New York-native has racked up 20 hits, 22 RBIs, five home runs, 11 extra-base hits and 21 walks, all of which rank in the top four on the team.
- Additionally, he is fourth on the team with a .456 on-base percentage and ranks third in slugging (.606).

SLAY WILL RAY

- In nine-of-11 appearances, junior Will Ray has thrown at least an inning of scoreless relief. The righty retired all four batters faced Tuesday against High Point and earned his first-career save with a strikeout.
- So far this season, he has allowed just three earned runs in 17.1 innings pitched (1.56 ERA) with 20 strikeouts to seven walks.

PRO DEACS

- Wake Forest has a chance at history with five student-athletes projected to go in the first-round of the MLB Draft in June 2024. No program has ever had four prospects selected in the first round of the MLB Draft with Vanderbilt being the last to have three selected back in 2015. Currently Baseball America and MLB.com rank the Deacs as followed:

Nick Kurtz - 1.2 / 1.2
 Seaver King - 1.7 / 1.9
 Chase Burns - 1.14 / 1.16
 Josh Hartle - 1.15 / 1.13
 Michael Massey - 1.34 / 1.31

OUTGUN THE OPPOSITION

- Since Corey Muscara joined the Demon Deacons in 2022, Wake Forest starting pitchers have outlasted their counterparts in 113 of 147 games. During that time frame the Deacs are 94-18-1 going 49-7 in 2023, 32-10-1 in 2022 and 13-1 to start the 2024 campaign. On the flip side, Wake Forest is 15-19 in the 34 games that opposing pitchers have had a longer outing.

HAWKE 'EM

- The younger brother of fan favorite Tommy Hawke, sophomore transfer Austin Hawke has kept the family tradition going with 20 RBIs through 20 games to start the season and ranks fourth on the team.
- Hawke notched a career-high three hits, collected two RBIs and crossed the plate twice two weeks ago in Sunday's win over Dayton.
- The first homerun of his career came in grand fashion to break open the contest against Illinois.
- The sophomore had his fourth multi-hit game of the season against Duke, launching his third home run of the season in the win.

DOMINANT AT THE COUCH

- Deacon Nation showed tremendous support at David F. Couch Ballpark in 2023 as last year's season attendance of 57,814 fans set a new program record. Fans have kept the momentum rolling, already setting a new season ticket record for the 2024 season that more than quadrupled the 2023 season ticket number.
- After a season record-setting attendance during the 2023 season, Deacon Nation set the tone in the season opener against Fordham, setting a new regular-season record with 3,514 Wake Forest fans coming out to support the Deacs. It shattered the previous record of 3,023 in last year's game against Virginia Tech.
- Deacon Nation has continued to show up in waves throughout the first 14 home games of the season as Friday's game against Duke was the third top-10 regular season crowd in program history.
- With a clear home-field advantage, Wake has gone 67-12-1 since 2022 at The Couch, including a stellar 29-3 mark on their way to a program-record 54 wins in 2023 and 12-2 to start 2024.

GO HAVE A SEAT

- The Deacs fanned double-digit batters in 46 games during the 2023 season and held opponents to three runs or less in 40 games.
- Wake Forest's 779 strikeouts rank third in NCAA history and sat just 38 Ks away from setting the national record for Ks in a season:

Team	Year	Games	Inns.	K's
MSU	2001	68	603.2	817
Vandy	2021	67	598.0	790
Wake	2023	66	581.2	779
Ole Miss	2021	67	586.1	765
Vandy	2019	71	633.2	765

- Wake Forest's 244 strikeouts through 20 games currently ranks second in the ACC and fifth nationally. Individually, Chase Burns ranks second in the nation with 56 K's through five starts.

WALK IT OUT

- Wake Forest was the best team in the country in 2023 at drawing a free 90 feet with 424 on the season, good for 11 more than any other team.
- With 25 drawn walks over the weekend and six against High Point, Wake has now drawn 144 free passes this season (7.2 per game).
- Wake Forest ranks second in the ACC and ninth nationally in the category.

WE WOULDN'T PITCH TO HIM EITHER

- Junior first baseman Nick Kurtz ranks first in the nation with 1.41 bases on balls per game, as he has earned 24 free passes so far this season in just 17 games played.
- He has drawn at least one walk in 13-consecutive games, including six games with multiple and two games with four.
- Additionally, the Pennsylvania-native sits third all-time in Wake Forest history with 135 career walks.

Rank	Name	Years	Career Walks
1.	Pat Blair	2010-13	180
2.	Allan Dykstra	2006-08	170
3.	Nick Kurtz	2022-Pres.	135
4.	Matt Antonelli	2004-06	128
5.	Brock Wilken	2021-23	126

BURNS WITH THE HEAT

- Junior starter Chase Burns has been lights out in his first season with the Demon Deacons, posting a 4-0 record in his first five starts.
- He ranks inside the top five in the ACC in almost every main pitching category.

Stat	Value	ACC Rank	Natl. Rk.
Strikeouts	56	1st	2nd
Hits Allowed/9	4.75	1st	22nd
Wins	4	3rd	6th
ERA	2.08	3rd	59th
WHIP	0.92	4th	43rd

- Over the last two outings against Duke and Virginia, he has allowed just two runs in 13 innings pitched (1.38 ERA) with a stellar 27 strikeouts to just four walks (6.75 K/BB).
- The transfer has fanned at least 10 batters in four of his five starts this season, with the lone exception being an eight-strikeout performance against Dayton (2/24).

YOU'RE GONNA GO JA-FAR

- Freshman outfielder Javar Williams has hit the ground running after earning a starting spot last week following a two-hit, two RBI performance off the bench against Duke (3/10).
- The Dartmouth, Mass.-native extended his on-base streak to six games with a double and a pair of walks against High Point on Tuesday. During that span, he is 11-for-25 (.440) at the plate with five RBIs, three extra-base hits and four walks.
- The freshman has also reached base in all six career starts and recorded a base hit in all but one (Coastal Carolina).

MASSEY INDUCTED INTO OMICRON DELTA KAPPA

- Sunday starter Michael Massey was one of six Wake Forest Athletes inducted into the prestigious Omicron Delta Kappa National Leadership Honor Society in November.
- Massey is a finance major with a 3.841 cumulative GPA that was named to the 2023 All-ACC Academic Team.
- Omicron Delta Kappa honors and develops leaders through scholarships, workshops, career development, leadership resources, and a lifelong connection to other members. The Society also champions its leadership values of collaboration, inclusivity, integrity, scholarship, and service.

STRIKE EARLY. STRIKE OFTEN.

- One of the keys to the Deacs success last season was scoring first, as Wake Forest went 40-5 in games were they got on the board first.
- Under Tom Walter, Wake Forest is 283-111-1 when scoring first, including 10-3 to start the 2024 season.

TOP DOGS

- A handful of Wake standouts found themselves among the top players in the nation at their respective positions in the D1Baseball Preseason Player Rankings heading into the 2024 season:

No. 1 1B - Nick Kurtz
No. 1 SP - Josh Hartley
No. 7 OF - Seaver King
No. 8 SP - Michael Massey
No. 9 SP - Chase Burns
No. 24 RP - David Falco
No. 27 SS - Marek Houston
No. 32 Catcher - Cameron Gill

MOOSE MAGIC

- The Demon Deacons rank in the top five of the conference in multiple pitching categories.

Stat	Value	ACC Rank	Natl. Rk.
K/9	12.5	2nd	5th
H/9	7.44	3rd	14th
WHIP	1.39	5th	50th
Strikeout-to-walk	2.46	6th	46th

HIMMAY

- Sophomore Jack Winnay has gotten off to a hot start to begin his second season in the Old Gold & Black.
- The left fielder launched three homers over the weekend at Virginia, including a pair in the win on Saturday. His nine homers is tied for the team lead with Adam Tellier and ranks tied for third in the conference and 20th in the nation.
- Over the last 11 games, Winnay is 15-for-40 (.375) at the plate with 13 RBIs, 10 runs scored and seven extra-base hits.
- This season, he also ranks second on the team in slugging (.806) and extra-base hits (13).

ARM FARM

- Wake Forest returned just 14 lettermen to the 40-man roster and have relied heavily on a number of freshman arms to start the season.
- Freshman pitchers have combined to throw 45.1 of Wake's 175.1 innings (25.9%) on the mound through 20 games to open the year.
- Wake Forest freshmen arms have punched out 58 batters while walking 42 for a K/9 of 11.6 and K/BB ratio of 1.4.

WILL THE REAL SLIM SHADY PLEASE STAND UP

- Sophomore left-handed pitcher Zach Johnston has seen a massive uptick in production out of the pen over his last six outings.
- The North Yarmouth, Maine-native has allowed just one run in his last 10 innings pitched (0.90 ERA) dating back to the game against Elon on March 3rd.
- During that span, he has struckout 16 batters to just three walks, good for 14.4 strikeouts-per-nine and a 5.33 strikeout-to-walk ratio. Additionally, he has fanned multiple batters in five of those six games and has gone over an inning in relief in all six.
- He earned his first-career victory against Georgetown on March 5th, as he went 1.2 scoreless innings with three strikeouts, no walks and just one hit allowed.

2024 HONORS & AWARDS

CHASE BURNS • RHP • JR

- ACC Pitcher of the Week (3/18)
- ACC Pitcher of the Week (3/11)
- D1 Baseball National Pitcher of the Week (3/11)
- NCBA Dick Howser Trophy National Player of the Week (3/11)
- Golden Spikes Preseason Watch List
- NCBA Preseason Second Team All-American
- D1 Baseball Preseason Second Team All-American
- Perfect Game Preseason Pitcher of the Year
- Perfect Game Preseason ACC Pitcher of the Year
- Perfect Game Preseason First Team All-American
- Perfect Game Preseason All-ACC Team
- Baseball America Preseason First Team All-American

JOSH HARTLE • LHP • JR

- Golden Spikes Preseason Watch List
- NCBA Preseason First Team All-American
- D1 Baseball Preseason ACC Pitcher of the Year
- D1 Baseball Preseason First Team All-American
- Perfect Game Preseason First Team All-American
- Perfect Game Preseason All-ACC Team
- Baseball America Preseason First Team All-American

MAREK HOUSTON • SS • SO

- Brooks Wallace Award SS of the Week (2/26)

SEAVER KING • UTL • JR

- Golden Spikes Preseason Watch List
- NCBA Preseason Third Team All-American
- D1 Baseball Preseason Third Team All-American

NICK KURTZ • 1B • JR

- Golden Spikes Preseason Watch List
- NCBA Preseason First Team All-American
- D1 Baseball Preseason ACC Player of the Year
- D1 Baseball Preseason First Team All-American
- D1 Baseball Preseason Player Rankings: No. 1 First Basemen
- Perfect Game Preseason Player of the Year
- Perfect Game Preseason ACC Player of the Year
- Perfect Game Preseason First Team All-American
- Perfect Game Preseason All-ACC Team
- Baseball America Preseason First Team All-American

MICHAEL MASSEY • RHP • JR

- NCBA Preseason Third Team All-American
- D1 Baseball Preseason Second Team All-American

TEAM STAT RANKINGS

Category	#	ACC	National
K/9	12.5	2	5
BBs	144	2	9
H/9	7.44	3	14
WHIP	1.39	5	50
Triples	5	5	72
Strikeout-to-walk	2.46	6	46
Home runs	37	7	19
Doubles	45	8	47
Runs	175	9	47
Slugging	.527	10	37
Scoring	8.8	12	46


IND. STAT RANKINGS

Player	Category	#	ACC	National
Burns	K	56	1	2
Falco	App.	12	1	2
Burns	H/9	4.75	1	22
Kurtz	BB	24	2	7
Burns	K/9	16.62	2	8
Falco	Saves	4	2	9
Burns	Wins	4	3	6
Tellier	TB	67	3	15
Winnay	HR	9	3	20
Tellier	HR	9	3	20
Burns	ERA	2.08	3	59
Ray	App.	11	4	11
Burns	WHIP	0.92	4	43
Reinisch	3B	2	5	39
Gill	3B	2	5	39
Reinisch	BB	21	6	27
Hawke	SF	3	6	39
Tellier	Hits	32	8	50
Tellier	Slugging	.807	9	37
Hartle	Wins	3	9	47
Massey	Wins	3	9	47
Winnay	Slugging	.806	10	38

DEACS IN THE POLLS

Category	D1	BA	USA	NCBWA	PG
Preseason	1	1	1	1	1
2/19	1	1	-	1	1
2/26	1	1	1	1	1
3/4	1	1	1	1	1
3/11	7	7	5	6	6
3/18	16	15	14	15	16

POTENTIAL STARTERS



INDIVIDUAL & TEAM GAME HIGHS

CATEGORY	NAME	NO.
At-bats	Five times	6
Runs	Four times	3
Hits	Two times	4
RBIs	10 times	4
2Bs	Four times	2
3Bs	Five times	1
HRs	Three times	2
TBs	Tellier (Dayton - 2/23)	10
BBs	Three times	4
SBs	Three times	2
HBP	Ballestero (GU - 3/5)	3

IP	Burns (UVA - 3/16)	7.0
Runs Allowed	Hartle (UVA - 3/15)	7
Earned Runs	Two times	6
BBs	Three times	4
Ks	Burns (Duke - 3/9)	14
Hits Allowed	Hartle (Duke - 3/8)	11
2Bs Allowed	Hartle (Duke - 3/8)	3
3Bs Allowed	Hartle (Duke - 3/8)	1
HRs Allowed	Three times	2
WP	Six times	2
HBP	Shenosky (CCU - 3/12)	3

PO	Two times	17
A	Three times	5
E	Hawke (Duke - 3/10)	2
PB	Ballestero (UVA - 3/15)	2

CATEGORY	NAME	DATE
At-bats	at Virginia (40)	3/16/24
Runs	Two times (14)	2/23/24
Hits	Two times (14)	3/16/24
RBIs	Two times (14)	2/23/24
2Bs	Two times (6)	2/27/24
3Bs	Duke (2)	3/10/24
HRs	Two times (4)	3/3/24
TBs	Dayton (32)	2/23/24
BBs	Dayton (13)	2/24/24
SBs	at Virginia (5)	3/16/24
HBP	Georgetown (5)	3/5/24

IP	at Virginia (9.1)	3/17/24
Runs Allowed	Coastal (17)	3/12/24
Earned Runs	Coastal (16)	3/12/24
BBs	Duke (14)	3/10/24
Ks	Duke (20)	3/9/24
Hits Allowed	Three times (14)	3/17/24
2Bs Allowed	Three times (4)	3/19/24
3Bs Allowed	Two times (1)	3/12/24
HRs Allowed	Dayton (4)	2/25/24
WP	at Virginia (4)	3/17/24
HBP	Coastal (10)	3/12/24

PO	at Virginia (28)	3/17/24
A	Fordham (15)	2/16/24
E	at Virginia (4)	3/17/24
PB	at Virginia (2)	3/15/24

TEAM COMPARISON

WF	4.88	175.1	145	95	117	28	2	22	99	244	.221	.971	20
ERA	IP	H	ER	R	2B	3B	HR	BB	SO	BAA	FLD	E	
4.87	184.2	195	100	111	31	1	25	79	197	.273	.966	26	

WF	.283	679	168	192	45	5	37	158	.419	.527	144	175	26-29
AVG	AB	R	H	2B	3B	HR	RBI	OBP	SLG	BB	SO	SB	
.343	725	208	249	54	11	33	190	.444	.585	109	126	51-61	

FRIDAY STARTER

23 | LHP

JOSH HARTLE
FF | CUT | CB | FT | CH
JR. | 6'5" | 210 | L/L
King, NC
Reagan HS



HARTLE'S 2024 STATS

W-L | ERA | G/GS |
3-1 | 6.26 | 5/5 |
IP | K | BB | B/AVG |
23.0 | 22 | 6 | .317

HARTLE'S ACCOLADES

- 2023 Baseball America First Team All-American
- 2023 NCBWA First Team All-American
- 2023 ABCA Second Team All-American
- 2023 Collegiate Baseball Second Team All-American
- 2023 First Team All-ACC
- 2023 Golden Spikes Award Semifinalist
- 2023 Golden Spikes Award Preseason Watch List
- Collegiate Baseball National Player of the Week (March 6)

HARTLE'S CAREER NOTES

- Made 17 starts and one appearance out of the pen in 2023
- Posted the fourth-lowest ERA in the ACC (2.81), which ranked 30th in the nation across 102.1 innings pitched
- Accumulated an 11-2 record, good for third in the conference and eighth in the nation in total victories
- Struck out the second-most batters in program history (140) which ranked fifth in the nation
- Finished second in the conference in strikeout-to-walk ratio (5.83) and third in strike-outs-per-nine (12.31)
- Had the fifth-lowest WHIP (1.12) and fourth-fewest walks-allowed-per-nine (2.11) in the ACC
- Earned Collegiate Baseball National Player of the Week honors for his performance against Cornell with a career-high 12 strikeouts and just one walk, one run and four hits allowed in seven innings of work (March 5)
- Recorded two other double-digit strikeout performances against Mount St. Mary's (11) and Alabama (11) in 2023
- Made 14 starts as Wake Forest's Saturday starter, becoming just the sixth freshman in program history to earn seven victories in a season.
- Earned first collegiate victory in Demon Deacon debut against Georgetown (Feb. 19)
- Rated the No. 25 recruit in the country by Perfect Game
- Also ranked No. 2 in North Carolina (No. 1 LHP)
- Ranked the 34th-best prospect in the 2021 MLB Draft by Baseball America
- Named 2021 Gatorade N.C. Player of the Year
- Helped lead Reagan High School to the North Carolina 4A State Championship

HARTLE'S 2024 GAME-BY-GAME PITCHING STATS

DATE	OPP	GS	IP	H	R	ER	BB	SO	2B	3B	HR	WP	BK	HBP	W/L	SV	ERA
2/16	Fordham	*	5.2	3	1	1	0	4	0	0	0	0	0	0	W	-	1.59
2/23	Dayton	*	6.0	4	2	1	2	6	0	0	1	0	0	2	W	-	1.50
3/2	Binghamton	*	6.0	6	5	2	1	7	0	0	2	1	0	0	W	-	3.00
3/8	Duke	*	3.2	11	6	6	2	4	3	1	1	1	0	0	L	-	14.73
3/15	at Virginia	*	1.2	8	7	6	1	1	3	0	0	0	0	0	-	-	32.40
TOTALS			23.0	32	21	16	6	22	6	1	4	2	0	2	3-1	-	6.26

HARTLE'S SEASON HIGHS

CATEGORY	HIGHS	OPPONENT	DATE
IP	6.0	2x, last - Binghamton	3/2/24
H	3	Fordham	2/16/24
R	1	Fordham	2/16/24
ER	1	2x, last - Dayton	2/23/24
BB	0	Fordham	2/16/24
K	7	Binghamton	3/2/24

HARTLE'S CAREER HIGHS

CATEGORY	HIGHS	OPPONENT	DATE
IP	7.0	4x, last - B.C.	5/7/23
H	2	2x, last - Duke	4/9/22
R	0	High Point	4/30/23
ER	0	3x, last - High Point	4/30/23
BB	0	7x, last - Fordham	2/16/24
K	12	Cornell	3/5/23

HARTLE'S LAST

Last Win	Binghamton, 3/2/24
Last Loss	Duke, 3/8/24
Last Save	N/A
Last App.	at Virginia (3/15/24)
Last Start	Duke, 3/8/24
Last Relief	vs. Miami, 5/27/23

HARTLE'S START STATS

CATEGORY	2024	CAREER
Pitched 5.0+	3	27
Struckout 5+	2	24
Struckout 10+	-	3
No Walks	1	7
Allowed 2 or Fewer Earned Runs	3	24
Allowed 3 Hits or Fewer	1	8
Longest Scoreless Stretch	7.1	11.1
Wins In A Row	3	8

2 IP Minimum on Season Highs, Career Highs & Start Stats

CAREER STATS

Year	era	w-l	app	gs	cg	sho	sv	ip	h	r	er	bb	so	2b	3b	hr	bf	bavg	wp	hbp	bk	sfa	sha
2022	5.30	7-6	14	14	0	0/0	0	69.2	81	54	41	24	54	15	0	9	323	.279	4	5	1	2	2
2023	2.81	11-2	18	17	0	0/1	0	102.1	91	38	32	24	140	9	2	11	419	.237	8	5	1	0	6
2024	6.26	3-1	5	5	0	0/0	0	23.0	32	21	16	6	22	6	1	4	109	.317	2	2	0	0	0
TOTAL	4.11	21-9	37	36	0	0/1	0	195.0	204	113	89	54	216	30	3	24	851	.263	14	12	2	2	8

SATURDAY STARTER

29 | RHP

CHASE BURNS

FF | SL | CH | CB

JR. | 6'3" | 210 | R/R

Hendersonville, TN

Tennessee



BURNS' 2024 STATS

W-L | ERA. | G/GS |

4-0 | 2.08 | 5/5 |

IP | K | BB | B/AVG |

30.1 | 56 | 12 | .157

BURNS' ACCOLADES

- 2023 Preseason All-America 1st Team - D1Baseball, Baseball America, NCBWA, Collegiate Baseball, Perfect Game
- 2022 D1Baseball.com National Freshman of the Year
- 2022 NCBWA Freshman Pitcher of the Year
- 2022 NCBWA Dick Howser Trophy Semifinalist
- 2022 Golden Spikes Award Semifinalist
- 2022 NCBWA All-American - 1st Team
- 2022 D1Baseball.com Freshman All-American - 1st Team

BURNS' CAREER NOTES

- Made 18 appearance with eight starts in 2023
- Ranked third nationally and second in the SEC in strikeouts per nine innings with a 14.3 K/9
- Finished with 114 strikeouts for the season, marking back-to-back years of triple-digit punchouts
- Came into relief in the fourth inning in an elimination game against #8 Stanford (6/19), throwing nine strikeouts in an electric 6.0 scoreless innings pitched becoming the first reliever to throw 6 or more scoreless innings in a College World Series game since 1997
- Entered in the seventh inning of the NCAA Hattiesburg Super Regional final against #9 Southern Miss (6/12) and fired 2.2 clutch innings, including an electric 102 mph strikeout to end the seventh, to secure his second save of the season and punch Tennessee's ticket to the 2023 College World Series
- Tossed 6.1 high-pressure innings, allowing just one run and striking out eight batters in his longest-career relief appearance against #4 Clemson in the Regional
- Made 14 starts as a freshman and three appearances out of the pen in 2022
- Made his collegiate debut earning his first win by starting in Game 1 of season-opening series against Georgia Southern
- Pitched five innings and recorded a then career-high 10 strikeouts against Texas
- Top 100 prospect by Perfect Game (No. 17) and No. 1 player from Tennessee
- Two-time Perfect Game Preseason All-American (2020, 2021)
- Went 6-0 with a 0.50 ERA and 131 strikeouts in 56.1 innings pitched as a senior
- Named 2021 Gatorade N.C. Player of the Year
- Born in Naples, Italy

CAREER STATS

Year	era	w-l	app	gs	cg	sho	sv	ip	h	r	er	bb	so	2b	3b	hr	bf	bavg	wp	hbp	bk	sfa	sha
2022*	2.91	8-2	17	14	0	0/0	0	80.1	65	31	26	25	103	12	0	13	330	.216	5	3	2	0	1
2023*	4.25	5-3	18	8	0	0/0	2	72.0	60	37	34	22	114	20	2	10	297	.222	6	4	1	1	0
2024	2.08	4-0	5	5	0	0/0	0	30.1	16	7	7	12	56	3	0	3	115	.157	3	0	0	1	0
TOTAL	2.08	4-0	5	5	0	0/0	0	30.1	16	7	7	12	56	3	0	3	115	.157	3	0	0	1	0
All*	3.30	17-5	40	27	0	0/0	2	182.2	141	75	67	59	273	35	2	26	742	.210	14	7	3	2	1

BURNS' 2024 GAME-BY-GAME PITCHING STATS

DATE	OPP	GS	IP	H	R	ER	BB	SO	2B	3B	HR	WP	BK	HBP	W/L	SV	ERA
2/17	Illinois	*	6.0	3	0	0	1	10	0	0	0	0	0	0	W	-	0.00
2/24	Dayton	*	5.1	5	3	3	4	8	0	0	1	1	0	0	W	-	5.06
3/2	Binghamton	*	6.0	4	2	2	3	11	2	0	0	0	0	0	-	-	3.00
3/9	Duke	*	6.0	2	1	1	2	14	0	0	1	1	0	0	W	-	1.50
3/16	at Virginia	*	7.0	2	1	1	2	13	1	0	1	1	0	0	W	-	1.29
TOTALS			30.1	16	7	7	12	56	3	0	3	3	0	0	4-0	-	2.08

BURNS' SEASON HIGHS

CATEGORY	HIGHS	OPPONENT	DATE
IP	7.0	at Virginia	3/16/24
H	2	2x, last - at Virginia	3/16/24
R	0	Illinois	2/17/24
ER	0	Illinois	2/17/24
BB	1	Illinois	2/17/24
K	14	Duke	3/9/24

BURNS' CAREER HIGHS

CATEGORY	HIGHS	OPPONENT	DATE
IP	7.0	2x, last - at Virginia	3/16/24
H	0	at Southern Miss	6/12/23
R	0	7x, last - Illinois	2/17/24
ER	0	9x, last - Illinois	2/17/24
BB	0	5x, last vs. Stanford	6/19/23
K	14	Duke	3/9/24

BURNS' LAST

Last Win	at Virginia, 3/16/24
Last Loss	Florida, 4/7/23
Last Save	at Southern Miss, 6/12/23
Last App.	at Virginia, 3/16/24
Last Start	at Virginia, 3/16/24
Last Relief	vs. Stanford, 6/19/23

BURNS' START STATS

CATEGORY	2024	CAREER
Pitched 5.0+	5	24
Struckout 5+	5	29
Struckout 10+	4	9
No Walks	-	5
Allowed 2 or Fewer Earned Runs	4	27
Allowed 3 Hits or Fewer	3	14
Longest Scoreless Stretch	7.1	17.0
Wins In A Row	4	7

2 IP Minimum on Season Stats, Career Highs & Start Stats

HEAD COACH TOM WALTER



WALTER'S ACCOLADES

- Second-winningest coach in program history
- One of just three active head coaches in the country to lead three different programs to the NCAA Division I Tournament
- 2023 ACC Coach of the Year
- Nine Deacs drafted among the top 50 picks and four first-rounders since 2020
- Program-record 10 selections in the 2023 MLB Draft, highlighted by two first-round picks for the first time in school history
- 35 All-ACC Selections
- First Regular Season ACC Title since 1963 in 2023

A proven program builder and player developer, Tom Walter completed his 14th season as the head coach of Wake Forest baseball in 2023. Walter was named the 2023 Atlantic Coast Conference Coach of the Year, becoming the third Demon Deacon skipper to receive Coach of the Year honors (George Greer and Marvin Crater) after leading the 2023 Wake Forest ballclub to a historic season.

Withwins as the Demon Deacon skipper entering 2024, he sits as the second-winningest coach in program history, trailing only George Greer. Wake Forest's 17-1 win against Pitt on Sunday, April 23, 2023 marked the 400th win of Walter's tenure at the helm of the Demon Deacon baseball program. On April 10, 2022, Walter picked up the 350th win at the helm of the Demon Deacon baseball program as Wake Forest swept Big Four rival Duke for the first time since 2008. Additionally, Walter is one of just three active head coaches in the country to lead three different programs to the NCAA Division I Tournament, becoming just the seventh coach all-time to do so. He joins the ranks of Larry Cochell, Augie Garrido, Sunny Golloway, Andy Lopez, Ron Polk and Jack Stallings, while Randy Mazey and Jim Schlossnagle joined that group after Walter.

Walter has helped 52 players get drafted or sign pro contracts over the last 10 years, including nine Deacs drafted among the top 50 picks and four first rounders since 2020 in Rhett Lowder (2023), Brock Wilken (2023), Ryan Cusick (2021) and Jared Shuster (2020). Highlighted by two first-round picks for the first time in school history, a program-record 10 members of Wake Forest baseball were selected in the 2023 MLB Draft. Wake Forest also had the most players selected out of all the ACC programs and the second-most in the nation. Additionally, the Deacs were the only team to have four pitchers taken within the top 100 picks.

While at Wake Forest, Walter has overseen the development of 2016 National Player of the Year Will Craig, 2019 ACC Player of the Year Bobby Seymour and two-time ACC Pitcher of the Year Rhett Lowder in 2022 and 2023. Additionally, Walter has guided Craig, Nate Mondou, Stuart Fairchild, Gavin Sheets, Ben Breazeale, DJ Poteet, Seymour, Chris Lanzilli, Brock Wilken, Eric Adler, Lowder, Brendan Tinsman, Nick Kurtz, Tommy Hawke, Josh Hartle, Seth Keener, Sean Sullivan and Camden Minacci to All-America selections as well as a total of 35 All-ACC honorees.

Walter guided the 2023 Deacs to one of the greatest seasons in program history. The Deacs set program records in regular season wins (45), ACC wins (22), ACC series wins (10), postseason wins (9) and overall wins (54). Additionally, the 2023 Demon Deacons squad became the 13th ACC team since 2010 to reach the 50-win mark and the 28th to do so since 2000. The 54 wins this season marks the first 50-win season by an ACC team since 2019, the most wins by an ACC team since 2013 and is the third highest win total since 2010. The 2023 Wake Forest baseball team made the program's third ever Men's College World Series appearance this season, and its first since capturing the program's first national championship in 1955. Wake Forest earned the No. 1 overall seed in the 2023 NCAA Tournament and went a perfect 3-0 in the Winston-Salem Regional, its first time hosting since 2017, with victories over Maryland and George Mason (twice) to host Winston-Salem's first ever super regional. With its win over George Mason to clinch the regional title, the Deacs became the first team in program history and the nation to reach the 50-win mark.



WALTER YEAR-BY-YEAR

Yr.	SCHOOL	OVERALL	CONF.	POST.
1997	GEORGE WASHINGTON	21-33	9-12	-
1998	GEORGE WASHINGTON	33-18	13-12	-
1999	GEORGE WASHINGTON	26-30	10-11	-
2000	GEORGE WASHINGTON	37-21	16-5	-
2001	GEORGE WASHINGTON	38-23	13-9	-
2002	GEORGE WASHINGTON	42-23	17-7	REGIONALS
2003	GEORGE WASHINGTON	37-18	12-9	-
2004	GEORGE WASHINGTON	41-18	19-5	-
8 YEARS		275-184 (.599)	109-70 (.609)	1 REG.
2005	NEW ORLEANS	20-39	10-14	-
2006	NEW ORLEANS	30-28	12-12	-
2007	NEW ORLEANS	38-26	16-14	REGIONALS
2008	NEW ORLEANS	43-21	18-11	REGIONALS
2009	NEW ORLEANS	22-33	12-18	-
5 YEARS		153-147 (.510)	68-69 (.496)	2 REG.
2010	WAKE FOREST	18-37	8-22	-
2011	WAKE FOREST	25-31	15-15	-
2012	WAKE FOREST	33-24	13-17	-
2013	WAKE FOREST	28-27	9-20	-
2014	WAKE FOREST	30-26	15-15	-
2015	WAKE FOREST	27-26	12-18	-
2016	WAKE FOREST	35-27	13-17	REGIONALS
2017	WAKE FOREST	43-20	19-11	SUPERS
2018	WAKE FOREST	25-32	13-17	-
2019	WAKE FOREST	31-26	14-16	-
2020	WAKE FOREST	10-8	1-2	-
2021	WAKE FOREST	20-27	10-22	-
2022	WAKE FOREST	41-19-1	15-14-1	REGIONALS
2023	WAKE FOREST	54-12*	22-7**	MCWS
2024	WAKE FOREST	14-6	2-4	-
15 YEARS		434-348-1 (.555)	181-217-1 (.454)	4 REG.

CAREER 862-679-1 (.559)

* Program Record for Wins



BILL CIENTO
ASSOCIATE HEAD COACH
HITTING COACH
COACHES 3RD BASE
No. 37
15TH YEAR
SIENA, 2003



COREY MUSCARA
ASSISTANT COACH
PITCHING COACH
No. 44
3RD YEAR
FRANKLIN PIERCE, 2009



MATT WESSINGER
ASSISTANT COACH
ASST. HITTING COACH
COACHES 1ST BASE
No. 38
2ND YEAR
ST. JOHN'S, 2013

WAKE FOREST BASEBALL

2024 BATTING ORDERS

DATE	OPPONENT	RESULT	RECORD	1	2	3	4	5	6	7	8	9
2/16	FORDHAM	W, 9-3	1-0	TELLIER	HOUSTON	KURTZ	KING	REINISCH	BALLESTERO	KATZ	WINNAY	HAWKE
2/17	ILLINOIS	W, 5-0	2-0	TELLIER	HOUSTON	KURTZ	KING	REINISCH	BALLESTERO	KATZ	GILL	HAWKE
2/18	AKRON	W, 14-3	3-0	TELLIER	HOUSTON	KURTZ	KING	REINISCH	KATZ	WINNAY	GILL	HAWKE
2/20	AT UNCG	L, 4-3	3-1	TELLIER	HOUSTON	KURTZ	KING	REINISCH	BALLESTERO	KATZ	WINNAY	HAWKE
2/23	DAYTON	W, 14-2	4-1	HOUSTON	TELLIER	KURTZ	KING	REINISCH	BALLESTERO	HAWKE	MORALES	NELSON
2/24	DAYTON	W, 9-3	5-1	HOUSTON	TELLIER	KURTZ	KING	REINISCH	BALLESTERO	HAWKE	WINNAY	GILL
2/25	DAYTON	W, 9-5	6-1	HOUSTON	TELLIER	KURTZ	KING	REINISCH	BALLESTERO	HAWKE	WINNAY	GILL
2/27	AT NC A&T	W, 12-1	7-1	HOUSTON	TELLIER	KURTZ	KING	REINISCH	BALLESTERO	HAWKE	WINNAY	GILL
3/2	BINGHAMTON	W, 7-5	8-1	HOUSTON	TELLIER	KURTZ	KING	REINISCH	BALLESTERO	HAWKE	WINNAY	NELSON
3/2	BINGHAMTON	W, 9-8	9-1	HOUSTON	TELLIER	KURTZ	KING	REINISCH	HAWKE	WINNAY	GILL	WILLIAMS
3/3	ELON	W, 9-0	10-1	HOUSTON	TELLIER	KURTZ	KING	REINISCH	BALLESTERO	HAWKE	WINNAY	KATZ
3/5	GEORGETOWN	W, 11-9	11-1	HOUSTON	TELLIER	KURTZ	KING	REINISCH	BALLESTERO	HAWKE	WINNAY	KATZ
3/8	DUKE	L, 8-5	11-2	HOUSTON	TELLIER	KURTZ	KING	REINISCH	WINNAY	HAWKE	BALLESTERO	GILL
3/9	DUKE	W, 6-3	12-2	HOUSTON	TELLIER	KURTZ	KING	REINISCH	WINNAY	HAWKE	BALLESTERO	GILL
3/10	DUKE	L, 10-8	12-3	TELLIER	KURTZ	KING	REINISCH	WINNAY	HAWKE	BALLESTERO	GILL	NELSON
3/12	AT COASTAL	L, 17-9	12-4	TELLIER	KING	KURTZ	WINNAY	REINISCH	HAWKE	WILLIAMS	BURLEY	NELSON
3/15	AT VIRGINIA	L, 16-10	12-5	HOUSTON	TELLIER	KURTZ	KING	REINISCH	WINNAY	WILLIAMS	BALLESTERO	NELSON
3/16	AT VIRGINIA	W, 9-3	13-5	HOUSTON	WILLIAMS	TELLIER	KING	REINISCH	WINNAY	HAWKE	GILL	NELSON
3/17	AT VIRGINIA	L, 11-10 (10)	13-6	HOUSTON	WILLIAMS	TELLIER	KING	REINISCH	WINNAY	NELSON	HAWKE	BALLESTERO
3/19	HIGH POINT	W, 7-3	14-6	WILLIAMS	TELLIER	KING	REINISCH	WINNAY	BALLESTERO	NELSON	HAWKE	GILL

WAKE FOREST BASEBALL

2024 STARTING LINEUPS IN THE FIELD

DATE	OPPONENT	RESULT	P	C	1B	2B	3B	SS	LF	CF	RF	DH
2/16	FORDHAM	W, 9-3	HARTLE	BALLESTERO	KURTZ	HAWKE	TELLIER	HOUSTON	KATZ	KING	REINISCH	WINNAY
2/17	ILLINOIS	W, 5-0	BURNS	GILL	KURTZ	HAWKE	TELLIER	HOUSTON	KATZ	KING	REINISCH	BALLESTERO
2/18	AKRON	W, 14-3	MASSEY	GILL	KURTZ	HAWKE	TELLIER	HOUSTON	KATZ	KING	WINNAY	REINISCH
2/20	AT UNCG	L, 4-3	LEFFEY	BALLESTERO	KURTZ	HAWKE	TELLIER	HOUSTON	WINNAY	KING	REINISCH	WINNAY
2/23	DAYTON	W, 14-2	HARTLE	BALLESTERO	KURTZ	HAWKE	TELLIER	HOUSTON	NELSON	KING	REINISCH	MORALES
2/24	DAYTON	W, 9-3	BURNS	GILL	KURTZ	HAWKE	TELLIER	HOUSTON	WINNAY	KING	REINISCH	BALLESTERO
2/25	DAYTON	W, 9-6	MASSEY	GILL	KURTZ	HAWKE	TELLIER	HOUSTON	WINNAY	KING	REINISCH	BALLESTERO
2/27	AT NC A&T	W, 12-1	LEFFEY	GILL	KURTZ	HAWKE	TELLIER	HOUSTON	WINNAY	KING	REINISCH	BALLESTERO
3/2	BINGHAMTON	W, 7-5	HARTLE	BALLESTERO	KURTZ	HAWKE	TELLIER	HOUSTON	NELSON	KING	REINISCH	WINNAY
3/2	BINGHAMTON	W, 9-8	BURNS	GILL	KURTZ	HAWKE	TELLIER	HOUSTON	WILLIAMS	KING	WINNAY	REINISCH
3/3	ELON	W, 9-0	MASSEY	BALLESTERO	KURTZ	HAWKE	TELLIER	HOUSTON	WINNAY	KING	REINISCH	KATZ
3/5	GEORGETOWN	W, 11-9	LEFFEY	BALLESTERO	KURTZ	HAWKE	TELLIER	HOUSTON	WINNAY	KING	REINISCH	KATZ
3/8	DUKE	L, 8-5	HARTLE	GILL	KURTZ	HAWKE	TELLIER	HOUSTON	WINNAY	KING	REINISCH	BALLESTERO
3/9	DUKE	W, 6-3	BURNS	GILL	KURTZ	HAWKE	TELLIER	HOUSTON	WINNAY	KING	REINISCH	BALLESTERO
3/10	DUKE	L, 10-8	MASSEY	GILL	KURTZ	HAWKE	TELLIER	KING	WINNAY	NELSON	REINISCH	BALLESTERO
3/12	AT COASTAL	L, 17-9	SHENOSKY	BURLEY	KURTZ	HAWKE	TELLIER	KING	WINNAY	WILLIAMS	REINISCH	NELSON
3/15	AT VIRGINIA	L, 16-10	HARTLE	BALLESTERO	KURTZ	TELLIER	KING	HOUSTON	WINNAY	WILLIAMS	NELSON	REINISCH
3/16	AT VIRGINIA	W, 9-3	BURNS	GILL	WINNAY	HAWKE	TELLIER	HOUSTON	WILLIAMS	KING	NELSON	REINISCH
3/17	AT VIRGINIA	L, 11-10 (10)	LEFFEY	BALLESTERO	WINNAY	HAWKE	TELLIER	HOUSTON	WILLIAMS	KING	NELSON	REINISCH
3/19	HIGH POINT	W, 7-3	SHENOSKY	GILL	WINNAY	HAWKE	TELLIER	KING	WILLIAMS	NELSON	REINISCH	BALLESTERO

2024 HOME RUN TRACKER

No.	PLAYER	OPPONENT	DATE	RUNS	OUTS	PITCHER	INNING	SCORE (POST HR)
1	TELLIER	FORDHAM	2/16	1	0	LAVELLE	1ST	1-1
2	HAWKE	ILLINOIS	2/17	4	1	TABELING	4TH	4-0
3	KURTZ	ILLINOIS	2/17	1	0	REED	5TH	5-0
4	KING	AKRON	2/18	2	0	KAHOOK	5TH	13-3
5	TELLIER (2)	DAYTON	2/23	1	1	PEGUERO	3RD	2-1
6	REINISCH	DAYTON	2/23	4	2	TEDESCO	4TH	13-3
7	TELLIER (3)	DAYTON	2/23	2	2	TEDESCO	5TH	12-2
8	WINNAY	DAYTON	2/23	2	2	RISPOLI	8TH	14-2
9	KING (2)	DAYTON	2/24	1	0	FENNELL	6TH	8-3
10	WINNAY (2)	DAYTON	2/25	2	0	DENSMORE	2ND	4-0
11	KING (3)	DAYTON	2/25	2	2	WISSMAN	4TH	7-1
12	WINNAY (3)	DAYTON	2/25	2	1	TRAN	7TH	9-1
13	WINNAY (4)	NC A&T	2/27	2	0	CAIN	2ND	5-0
14	HAWKE (2)	BINGHAMTOM	3/2	1	0	McALINEY	6TH	7-5
15	TELLIER (4)	BINGHAMTOM	3/2	1	1	BATES	1ST	1-0
16	HOUSTON (2)	BINGHAMTOM	3/2	4	2	BATES	2ND	5-0
17	WINNAY (5)	BINGHAMTOM	3/2	2	1	GRIFFIN	7TH	8-2
18	KING (4)	ELON	3/3	2	2	STRANIERO	1ST	2-0
19	TELLIER (5)	ELON	3/3	1	1	STRANIERO	3RD	3-0
20	KURTZ (2)	ELON	3/3	3	0	STRANIERO	5TH	7-0
21	REINISCH (2)	ELON	3/3	1	2	GARRELTS	7TH	9-0
22	WINNAY (6)	GEORGETOWN	3/5	1	0	CATLETT	2ND	2-1
23	KING (5)	DUKE	3/8	3	0	SANTUCCI	3RD	5-4
24	REINISCH (3)	DUKE	3/9	2	2	HEALLY	3RD	4-1
25	HAWKE (3)	DUKE	3/9	2	2	HEALY	3RD	6-1
26	REINISCH (4)	DUKE	3/10	1	0	JOHNSON	4TH	2-3
27	TELLIER (6)	DUKE	3/10	1	1	ROMANO	6TH	8-9
28	KURTZ (3)	COASTAL	3/12	3	2	CARBONE	5TH	4-12
29	REINISCH (6)	COASTAL	3/12	2	2	FLUKEY	7TH	9-13
30	TELLIER (7)	VIRGINIA	3/15	4	2	McKAY	2ND	5-0
31	WINNAY (7)	VIRGINIA	3/16	2	2	BLANCO	5TH	4-1
32	WINNAY (8)	VIRGINIA	3/16	1	0	HUNGATE	7TH	5-1
33	TELLIER (8)	VIRGINIA	3/17	2	1	WOOLFOLK	1ST	2-0
34	WINNAY (9)	VIRGINIA	3/17	1	0	WOOLFOLK	4TH	3-4
35	BALLESTERO (1)	VIRGINIA	3/17	2	1	BARKER	4TH	5-4
36	TELLIER (9)	HIGH POINT	3/19	1	1	RIVERA	1ST	1-0
37	KING (6)	HIGH POINT	3/19	1	1	RIVERA	1ST	2-0

LAST TIME IT HAPPENED

INDIVIDUAL

Hit for the cycle:	Danny Borrell vs. Davidson (2/24/00)
Had 4 hits in a game:	Adam Tellier at Virginia (3/17/24)
Had 5 hits in a game:	Justin Johnson vs. Pitt (4/22/23)
Had 6 hits in a game:	Nick Kurtz vs. Georgia Tech (3/19/22)
Had 7 hits in a game:	Ryan Hubbard at Maryland (3/16/03)
Had 5 RBIs in a game:	Pierce Benenett vs. George Mason (6/4/23)
Had 6 RBIs in a game:	Danny Corona vs. Maryland (6/3/23)
Had 7 RBIs in a game:	Brock Wilken at Boston College (4/1/22)
Had 8 RBIs in a game:	Justin Johnson vs. Pitt (4/22/23)
Had 9 RBIs in a game:	Nick Kurtz vs. Pitt (4/22/23)
Had 10 RBIs in a game:	Chris Lanzilli vs. Boston College (3/17/19)
Had three doubles in a game:	Chris Lanzilli at Duke (3/23/19)
Hit a grand slam:	Marek Houston vs. Binghamton (3/2/24)
Hit two home runs:	Jack Winnay at Virginia (3/16/24)
Hit two home runs (one inning):	Brock Wilken vs. Georgia Tech - fifth inning (3/19/22)
Hit three home runs:	Brock Wilken vs. Louisville (5/7/22)
Hit inside-the-park home run:	Adam Tellier vs. Dayton (2/23/24)
Hit pinch-hit home run:	Chris Katz vs. Clemson (3/30/23)
Had a walk-off hit:	Cameron Gill (single) vs. Binghamton (3/2/24)
Hit a walk-off home run:	Michael Turconi vs. Clemson (4/16/22)
Scored 5+ runs:	Michael Ludowig (5) at Pitt (4/13/19)
Stole 3+ bases:	Patrick Frick (3) at North Carolina (3/31/18)
Had 5+ walks in a game:	Shane Muntz (5) at Elon (2/25/19)
Threw a complete game:	Rhett Lowder at NC State (5/19/22)
Threw a complete game shutout:	Connor Johnstone at Miami (4/2/17)
Threw consecutive complete games:	Charlie Mellies vs. Duke, at Boston College (5/10, 5/16/08)
Threw a no-hitter:	Brian Holmes vs. Marshall (3/4/12)
Threw a one-hitter:	Lowder (7.0), Wade (1.2), Walter (1.0) vs. Binghamton (2/24/23)
Struck out 5+ consecutive batters:	Chase Burns (7) vs. Duke (3/9/23)
Struck out 10 batters:	Rhett Lowder (10) vs. NJIT (2/25/22)
Struck out 11 batters:	Chase Burns (11) vs. Binghamton (3/2/24)
Struck out 12 batters:	Rhett Lowder (12) vs. Virginia Tech (3/18/23)
Struck out 13 batters:	Chase Burns (13) at Virginia (3/16/24)
Struck out 14 batters:	Chase Burns (14) vs. Duke (3/9/24)

TEAM

Hit back-to-back home runs:	Adam Tellier, Seaver King vs. High Point (4/19/23)
Allowed back-to-back home runs:	Anthony Vilar, Adrian Del Castillo - Miami (5/11/19)
Hit back-to-back-to-back home runs:	Wilken, Bennett, Johnson vs. Louisville (4/14/23)
Allowed back-to-back-to-back home runs:	Florida State (3/28/21)
Hit three HR in 1 inning:	Wilken, Bennett, Johnson vs. Louisville (4/14/23)
Allowed three HR in 1 inning:	Florida State (3/28/21)
Hit 8+ doubles in a game:	9, vs. Davidson (4/3/18)
Hit 8 homers in a game:	8, vs. UNC2 (2/22/22)
Walked 10+ times in a game:	11 at NC A&T (2/27/24)
Walked 15+ times in a game:	15, at Georgia Tech (4/28/19)
Struck out 15+ batters:	15 at Virginia (3/16/24)
Committed 5 errors in a game:	5, at Duke (3/11/23)
Committed 6 errors in a game:	6, vs. Gardner-Webb (2/18/18)
Had 20 or more hits in a game:	21, vs. Pitt (4/22/23)
Scored 10 or more runs in an inning:	12, 4th inning, vs. YSU (2/19/23)
Scored 20 or more runs in a game:	22, vs. Alabama (6/21/23)
Went to extra innings:	at Virginia- 10 inn. (4/17/24 - 11-10 loss)
Played 12+ innings:	vs. Coastal Carolina- 12 inn. (2/23/21- 4-1 loss)
Played 13+ innings:	vs. Duke - 13 inn. (5/24/18 - 6-2 loss)
Played 14+ innings:	at North Carolina - 15 inn. (3/30/18, 3-2 loss)
Played 15+ innings:	at North Carolina - 15 inn. (3/30/18, 3-2 loss)
Played 16+ innings:	at Boston College - 17 inn. (4/21/07, 4-3 loss)
Shut out an opponent:	Elon, 9-0 (3/3/24)
Shut out by an opponent:	vs. Pitt, 3-0 (4/21/23)
Stole 5+ bases:	5 (Mueller 3, DiPonzio, Aiello) vs. Georgetown (2/16/18)
Struck out 20+ batters:	20 (Burns 14, Ray 4, Gunther 2) vs. Duke (3/9/24)
Turned a triple play:	at Boston College - 6th inning (4/20/07)

2024 Wake Forest Baseball
Overall Statistics for Wake Forest (as of Mar 19, 2024)
(All games Sorted by Batting avg)

Record: 14-6 Home: 12-2 Away: 2-4 ACC: 2-4

Player	avg	gp-gs	ab	r	h	2b	3b	hr	rbi	tb	slg%	bb	hp	so	gdp	ob%	sf	sh	sb-att	po	a	e	fld%
3 Adam Tellier	.386	20-20	83	24	32	8	0	9	26	67	.807	12	5	15	1	.490	0	1	8-8	12	30	6	.875
21 Jack Winnay	.343	19-18	67	16	23	4	0	9	24	54	.806	13	0	15	1	.439	2	0	3-3	40	0	1	.976
5 Seaver King	.307	20-20	88	20	27	5	0	6	19	50	.568	5	2	11	3	.354	1	0	5-6	22	9	1	.969
7 Marek Houston	.306	17-17	72	19	22	6	0	1	12	31	.431	10	2	12	1	.405	0	0	1-1	20	37	3	.950
31 Jake Reinisch	.282	20-20	71	19	20	4	2	5	22	43	.606	21	0	21	1	.446	0	0	0-1	19	0	1	.950
0 Tate Ballester	.255	17-16	47	12	12	7	0	1	7	22	.468	13	6	22	0	.470	0	0	1-1	84	2	1	.989
8 Nick Kurtz	.241	17-17	54	18	13	2	0	3	10	24	.444	24	1	12	0	.475	1	0	1-1	109	4	0	1.000
9 Austin Hawke	.219	20-19	73	17	16	5	0	3	20	30	.411	11	1	23	0	.318	3	0	1-1	23	33	3	.949

14 Javar Williams	.400	16-6	30	10	12	2	1	0	6	16	.533	6	1	9	0	.514	0	0	1-1	14	0	0	1.000
27 Cameron Gill	.222	14-11	45	5	10	1	2	0	7	15	.333	7	0	14	0	.327	0	1	1-1	146	19	0	1.000
22 Cam Nelson	.174	11-8	23	10	4	1	0	0	4	5	.217	15	1	8	1	.513	0	0	4-5	21	1	1	.957
33 Chris Katz	.067	6-6	15	3	1	0	0	0	0	1	.067	3	1	9	1	.263	0	0	0-0	0	0	0	.000
24 Antonio Morales	.000	6-1	6	1	0	0	0	0	1	0	.000	2	0	0	0	.250	0	0	0-0	0	0	0	.000
40 Jacob Burley	.000	4-1	4	1	0	0	0	0	0	0	.000	0	0	4	0	.000	0	0	0-0	8	0	0	1.000
16 Mitchell Salvino	.000	8-0	1	0	0	0	0	0	0	0	.000	1	0	0	0	.500	0	0	0-0	2	0	0	1.000
39 Pirmin Brechbuhl	.000	1-0	0	0	0	0	0	0	0	0	.000	1	0	0	0	1.000	0	0	0-0	1	0	0	1.000
Totals	.283	20	679	175	192	45	5	37	158	358	.527	144	20	175	9	.419	7	2	26-29	526	147	20	.971
Opponents	.221	20	657	117	145	28	2	22	102	243	.370	99	40	244	10	.354	6	2	20-26	501	144	32	.953

LOB - Team (176), Opp (161). DPs turned - Team (12), Opp (11). IBB - Team (4), N. Kurtz 2, S. King 1, Ballester 1, Opp (2).
Picked off - C. Nelson 2, A. Tellier 1.

(All games Sorted by Earned run avg)

Player	era	w-l	app	gs	cg	sho	sv	ip	h	r	er	bb	so	2b	3b	hr	b/avg	wp	hp	bks	sfa	sha
29 Chase Burns	2.08	4-0	5	5	0	0/0	0	30.1	16	7	7	12	56	3	0	3	.157	3	0	0	1	0
23 Josh Hartle	6.26	3-1	5	5	0	0/0	0	23.0	32	21	16	6	22	6	1	4	.317	2	2	0	0	0

11 Chase Walter	0.00	0-0	1	0	0	0/0	0	0.1	0	0	0	0	0	0	0	0	.000	0	0	0	0	0
48 Brody Shawn	0.00	0-0	1	0	0	0/0	0	0.0	1	0	0	1	0	0	0	0	1.000	0	0	0	0	0
30 Michael Massey	1.23	3-1	4	4	0	0/1	0	14.2	7	5	2	7	25	0	0	1	.140	2	4	0	1	0
2 Will Ray	1.56	0-2	11	0	0	0/0	1	17.1	12	9	3	7	20	2	0	1	.188	1	5	2	0	1
17 Zach Johnston	3.65	1-0	8	0	0	0/1	0	12.1	9	7	5	5	19	2	0	1	.205	1	6	0	2	0
36 Levi Strahm	3.86	0-0	1	0	0	0/0	0	2.1	4	1	1	1	1	0	1	0	.400	0	1	0	0	0
10 Ben Shenosky	4.80	2-1	8	2	0	0/0	1	15.0	8	8	8	5	21	3	0	3	.148	3	6	0	1	0
25 Joshua Gunther	5.73	0-0	9	0	0	0/0	0	11.0	7	7	7	9	16	3	0	1	.189	4	2	0	0	0
20 Haiden Leffew	6.75	1-0	5	4	0	0/0	0	16.0	15	14	12	13	18	3	0	1	.242	6	4	0	1	0
15 David Falco Jr.	7.15	0-1	12	0	0	0/0	4	11.1	11	9	9	7	14	2	0	1	.244	3	2	0	0	1
4 Blake Morningstar	7.56	0-0	8	0	0	0/1	0	8.1	11	8	7	8	12	2	0	3	.333	3	1	0	0	0
42 Joe Ariola	10.12	0-0	3	0	0	0/0	0	2.2	0	3	3	2	6	0	0	0	.000	1	2	0	0	0
13 Andrew Koshy	10.80	0-0	5	0	0	0/0	0	3.1	6	5	4	4	3	1	0	1	.375	0	2	0	0	0
22 Cam Nelson	12.46	0-0	7	0	0	0/0	0	4.1	4	6	6	6	8	1	0	1	.235	2	2	0	0	0
1 Will Gervase	15.00	0-0	5	0	0	0/1	0	3.0	2	7	5	6	3	0	0	1	.167	2	1	0	0	0
Totals	4.88	14-6	20	20	0	1/1	6	175.1	145	117	95	99	244	28	2	22	.221	33	40	2	6	2
Opponents	8.89	6-14	20	20	0	0/0	4	167.0	192	175	165	144	175	45	5	37	.283	25	20	4	7	2

PB - Team (5), C. Gill 3, Ballester 2. Pickoffs - Team (4), C. Gill 2, C. Burns 1, J. Gunther 1, Opp (3). SBA/ATT - C. Gill (6-12), Ballester (9-9), J. Burley (5-5), J. Hartle (4-4), C. Burns (3-4), H. Leffew (3-3), Morningstar (1-3), Z. Johnston (2-3), J. Gunther (1-2), L. Strahm (2-2), D. Falco (1-2), J. Ariola (1-1), A. Koshy (1-1), W. Ray (1-1).

2024 Wake Forest Baseball
Conference statistics for Wake Forest (as of Mar 19, 2024)
(ACC games only Sorted by Batting avg)

Record: 2-4 Home: 1-2 Away: 1-2 ACC: 2-4

Player	avg	gp-gs	ab	r	h	2b	3b	hr	rbi	tb	slg%	bb	hp	so	gdp	ob%	sf	sh	sb-att	po	a	e	fld%
14 Javar Williams	.500	5-3	20	5	10	1	1	0	5	13	.650	0	0	4	0	.500	0	0	0-0	5	0	0	1.000
7 Marek Houston	.364	5-5	22	6	8	2	0	0	2	10	.455	2	0	4	0	.417	0	0	0-0	4	8	1	.923
5 Seaver King	.357	6-6	28	6	10	3	0	1	5	16	.571	1	1	4	1	.400	0	0	2-2	8	4	0	1.000
21 Jack Winnay	.348	6-6	23	6	8	2	0	3	8	19	.826	6	0	2	0	.483	0	0	0-0	23	0	0	1.000
3 Adam Tellier	.345	6-6	29	6	10	2	0	3	11	21	.724	2	0	6	0	.387	0	1	4-4	1	8	3	.750
31 Jake Reinisch	.318	6-6	22	4	7	1	1	2	7	16	.727	7	0	6	0	.483	0	0	0-0	6	0	1	.857
22 Cam Nelson	.200	5-4	10	5	2	1	0	0	2	3	.300	11	1	3	0	.636	0	0	3-4	15	1	1	.941
27 Cameron Gill	.158	5-4	19	0	3	0	1	0	1	5	.263	1	0	6	0	.200	0	0	0-0	53	10	0	1.000
9 Austin Hawke	.120	6-5	25	3	3	0	0	1	3	6	.240	3	0	11	0	.214	0	0	0-0	10	8	3	.857

0 Tate Ballesterio	.091	5-5	11	3	1	0	0	1	2	4	.364	5	1	6	0	.412	0	0	0-0	12	0	0	1.000
8 Nick Kurtz	.000	4-4	9	4	0	0	0	0	0	0	.000	7	0	4	0	.438	0	0	0-0	22	1	0	1.000
24 Antonio Morales	.000	2-0	2	0	0	0	0	0	0	0	.000	0	0	0	0	.000	0	0	0-0	0	0	0	.000
40 Jacob Burley	.000	1-0	0	0	0	0	0	0	0	0	.000	0	0	0	0	.000	0	0	0-0	0	0	0	.000
16 Mitchell Salvino	.000	1-0	0	0	0	0	0	0	0	0	.000	0	0	0	0	.000	0	0	0-0	0	0	0	.000
Totals	.282	6	220	48	62	12	3	11	46	113	.514	45	3	56	1	.410	0	1	9-10	160	42	10	.953
Opponents	.266	6	218	51	58	11	1	11	40	104	.477	40	7	71	1	.396	0	1	6-8	162	45	2	.990

LOB - Team (59), Opp (55). DPs turned - Team (2), Opp (2). IBB - Team (2), Ballesterio 1, S. King 1, Opp (1). Picked off - C. Nelson 1.

(ACC games only Sorted by Earned run avg)

Player	era	w-l	app	gs	cg	sho	sv	ip	h	r	er	bb	so	2b	3b	hr	b/avg	wp	hp	bks	sfa	sha
29 Chase Burns	1.38	2-0	2	2	0	0/0	0	13.0	4	2	2	4	27	1	0	2	.091	2	0	0	0	0

4 Blake Morningstar	0.00	0-0	3	0	0	0/0	0	3.1	2	1	0	3	4	0	0	0	.182	0	1	0	0	0
42 Joe Ariola	0.00	0-0	1	0	0	0/0	0	1.0	0	0	0	0	2	0	0	0	.000	0	0	0	0	0
11 Chase Walter	0.00	0-0	1	0	0	0/0	0	0.1	0	0	0	0	0	0	0	0	.000	0	0	0	0	0
13 Andrew Koshy	0.00	0-0	1	0	0	0/0	0	0.1	0	1	0	1	0	0	0	0	.000	0	0	0	0	0
17 Zach Johnston	1.69	0-0	3	0	0	0/0	0	5.1	4	2	1	2	7	1	0	0	.211	0	1	0	0	0
2 Will Ray	3.38	0-1	4	0	0	0/0	0	5.1	7	8	2	5	7	0	0	1	.292	0	1	1	0	0
30 Michael Massey	4.50	0-1	1	1	0	0/0	0	2.0	3	3	1	4	3	0	0	0	.333	0	1	0	0	0
25 Joshua Gunther	5.40	0-0	4	0	0	0/0	0	5.0	4	3	3	5	6	2	0	1	.235	2	1	0	0	0
10 Ben Shenosky	5.40	0-0	2	0	0	0/0	0	3.1	3	2	2	1	4	1	0	2	.214	3	1	0	0	0
15 David Falco Jr.	8.10	0-1	4	0	0	0/0	1	3.1	2	3	3	2	2	0	0	1	.154	0	0	0	0	1
1 Will Gervase	9.00	0-0	2	0	0	0/0	0	1.0	1	3	1	4	1	0	0	1	.200	2	0	0	0	0
20 Haiden Leffew	9.64	0-0	2	1	0	0/0	0	4.2	7	7	5	6	3	0	0	1	.333	4	0	0	0	0
23 Josh Hartle	20.25	0-1	2	2	0	0/0	0	5.1	19	13	12	3	5	6	1	1	.559	1	0	0	0	0
22 Cam Nelson	99.00	0-0	1	0	0	0/0	0	0.0	2	3	3	0	0	0	0	1	1.000	0	1	0	0	0
Totals	5.91	2-4	6	6	0	0/0	1	53.1	58	51	35	40	71	11	1	11	.266	14	7	1	0	1
Opponents	7.83	4-2	6	6	0	0/0	3	54.0	62	48	47	45	56	12	3	11	.282	4	3	0	0	1

PB - Team (4), Ballesterio 2, C. Gill 2. Pickoffs - Team (2), J. Gunther 1, C. Gill 1, Opp (1). SBA/ATT - C. Gill (3-5), Ballesterio (3-3), Z. Johnston (1-2), Morningstar (1-2), D. Falco (1-1), C. Burns (1-1), J. Gunther (1-1), H. Leffew (1-1).

2024 Wake Forest Baseball
Miscellaneous Stats for Wake Forest (as of Mar 19, 2024)
(All games)

Multiple Hit Games	2	3	4	5+	Total
3 Adam Tellier	6	4	1	-	11
5 Seaver King	5	4	-	-	9
7 Marek Houston	6	1	-	-	7
21 Jack Winnay	5	2	-	-	7
8 Nick Kurtz	5	-	-	-	5
9 Austin Hawke	3	1	-	-	4
14 Javar Williams	2	2	-	-	4
31 Jake Reinisch	1	1	1	-	3
0 Tate Ballesterro	2	-	-	-	2
27 Cameron Gill	1	1	-	-	2
22 Cam Nelson	1	-	-	-	1
TEAM	37	16	2	0	55

Multiple RBI Games	2	3	4	5+	Total
21 Jack Winnay	6	1	1	-	8
31 Jake Reinisch	4	2	1	-	7
3 Adam Tellier	4	-	3	-	7
5 Seaver King	3	2	1	-	6
9 Austin Hawke	3	-	2	-	5
0 Tate Ballesterro	3	-	-	-	3
8 Nick Kurtz	1	1	1	-	3
7 Marek Houston	2	-	1	-	3
22 Cam Nelson	1	-	-	-	1
27 Cameron Gill	-	1	-	-	1
14 Javar Williams	1	-	-	-	1
TEAM	28	7	10	0	45

Hitting Streaks	Longest	Current
7 Marek Houston	9	3
0 Tate Ballesterro	9	-
31 Jake Reinisch	7	-
3 Adam Tellier	6	6
5 Seaver King	6	1
9 Austin Hawke	5	1
21 Jack Winnay	4	4
14 Javar Williams	4	4
22 Cam Nelson	2	-
27 Cameron Gill	2	1
8 Nick Kurtz	2	-
33 Chris Katz	1	-

Reached Base Streaks	Longest	Current
3 Adam Tellier	20	20
31 Jake Reinisch	16	1
8 Nick Kurtz	13	13
0 Tate Ballesterro	11	3
21 Jack Winnay	11	11
7 Marek Houston	11	3
9 Austin Hawke	10	3
5 Seaver King	10	1
14 Javar Williams	8	8
22 Cam Nelson	7	7
27 Cameron Gill	3	1
33 Chris Katz	2	-
24 Antonio Morales	1	-
16 Mitchell Salvino	1	1
39 Pirmin Brechbuhl	1	1

2024 Wake Forest Baseball
Team Game-by-Game for Wake Forest (as of Mar 19, 2024)
Batting (All games)

Date	Opponent	ab	r	h	rbi	2b	3b	hr	tb	bb	ibb	sb	cs	hbp	sac	sf	gdp	k	po	a	e	lob	avg
Feb 16	FORDHAM	30	9	5	6	1	0	1	9	9	0	2	0	0	0	0	0	8	27	15	2	6	.167
Feb 17	ILLINOIS	29	5	4	5	0	0	2	10	6	0	1	0	1	0	0	0	13	27	5	0	7	.153
Feb 18	AKRON	28	14	13	14	4	1	1	22	9	0	3	0	1	0	2	0	5	21	6	2	8	.253
Feb 20	at UNC Greensboro	32	3	4	3	3	0	0	7	7	0	1	0	2	0	0	1	8	24	3	0	11	.218
Feb 23	DAYTON	38	14	14	14	6	0	4	32	5	1	1	0	2	0	0	0	10	27	11	1	7	.255
Feb 24	DAYTON	30	9	8	7	0	0	1	11	13	1	0	0	0	0	1	0	13	27	12	1	11	.257
Feb 25	DAYTON	35	9	12	8	3	0	3	24	8	0	1	0	2	0	0	1	11	27	5	0	12	.270
Feb 27	at North Carolina A&T	38	12	11	7	6	1	1	22	11	0	1	0	1	1	0	0	9	27	7	0	12	.273
Mar 02	BINGHAMTON	31	7	10	6	2	0	1	15	3	0	1	2	0	0	1	0	9	27	10	1	4	.278
Mar 02	BINGHAMTON	33	9	10	9	1	0	3	20	9	0	3	0	2	0	0	1	8	27	8	1	11	.281
Mar 03	ELON	35	9	11	9	1	0	4	24	4	0	0	0	0	0	0	0	6	27	3	0	6	.284
Mar 05	GEORGETOWN	38	11	12	8	3	0	1	18	4	0	1	0	5	0	1	1	7	27	3	0	13	.287
*Mar 08	DUKE	36	5	9	5	2	0	1	14	7	0	0	0	0	0	0	0	9	27	9	1	11	.284
*Mar 09	DUKE	31	6	7	6	2	0	2	15	5	0	2	0	0	0	0	0	10	27	5	0	6	.280
*Mar 10	DUKE	36	8	9	8	3	2	2	22	8	0	0	0	0	0	0	0	13	27	8	3	9	.278
Mar 12	at Coastal Carolina	31	9	7	9	0	0	2	13	5	0	1	0	1	0	2	1	7	24	8	2	3	.275
*Mar 15	at Virginia	38	10	13	9	4	0	1	20	7	1	0	0	2	1	0	1	11	24	4	1	11	.279
*Mar 16	at Virginia	40	9	14	9	0	1	2	22	9	1	5	1	1	0	0	0	8	27	7	1	14	.284
*Mar 17	at Virginia	39	10	10	9	1	0	3	20	9	0	2	0	0	0	0	0	5	28	9	4	8	.282
Mar 19	HIGH POINT	31	7	9	7	3	0	2	18	6	0	1	0	0	0	0	3	5	27	9	0	6	.283
Totals		679	175	192	158	45	5	37	358	144	4	26	3	20	2	7	9	175	526	147	20	176	.283

WAKE FOREST BASEBALL

2024 Wake Forest Baseball Team Game-by-Game for Wake Forest (as of Mar 19, 2024) Pitching (All games)

Date	Opponent	ip	h	r	er	bb	so	2b	3b	hr	wp	bk	hbp	dp	ibb	score	w-l	sv	era
Feb 16	FORDHAM	9.0	6	3	3	2	9	1	0	1	0	0	0	1	0	9-3	1-0	0	3.00
Feb 17	ILLINOIS	9.0	7	2	2	3	16	1	0	0	3	0	0	1	0	5-2	2-0	0	2.50
Feb 18	AKRON	7.0	2	3	2	4	8	0	0	0	3	0	5	1	0	14-3	3-0	0	2.52
Feb 20	at UNC Greensboro	8.0	5	4	4	4	15	2	0	0	1	0	4	0	0	3-4	3-1	0	3.00
Feb 23	DAYTON	9.0	5	2	1	3	8	0	0	1	0	0	2	1	0	14-2	4-1	1	2.57
Feb 24	DAYTON	9.0	5	3	3	5	13	0	0	1	1	0	1	3	0	9-3	5-1	1	2.65
Feb 25	DAYTON	9.0	7	6	6	2	14	0	0	4	0	0	3	0	0	9-6	6-1	2	3.15
Feb 27	at North Carolina A&T	9.0	3	1	1	2	9	2	0	0	3	0	2	0	0	12-1	7-1	2	2.87
Mar 02	BINGHAMTON	9.0	8	5	2	2	11	0	0	2	1	0	0	2	0	7-5	8-1	3	2.77
Mar 02	BINGHAMTON	9.0	9	8	8	10	17	3	0	0	2	0	0	0	0	9-8	9-1	3	3.31
Mar 03	ELON	9.0	3	0	0	2	16	0	0	0	1	0	0	0	0	9-0	10-1	3	3.00
Mar 05	GEORGETOWN	9.0	8	9	9	6	14	2	0	1	1	1	6	0	0	11-9	11-1	4	3.51
*Mar 08	DUKE	9.0	14	8	8	4	11	4	1	3	2	0	1	1	0	5-8	11-2	4	3.87
*Mar 09	DUKE	9.0	5	3	3	4	20	1	0	1	2	0	1	0	0	6-3	12-2	5	3.80
*Mar 10	DUKE	9.0	6	10	3	14	11	0	0	0	3	0	2	0	0	8-10	12-3	5	3.75
Mar 12	at Coastal Carolina	8.0	12	17	16	9	10	2	1	1	2	0	10	1	1	9-17	12-4	5	4.56
*Mar 15	at Virginia	8.0	14	16	8	7	10	4	0	1	2	1	2	0	1	10-16	12-5	5	4.80
*Mar 16	at Virginia	9.0	5	3	3	2	15	1	0	2	1	0	0	0	0	9-3	13-5	5	4.70
*Mar 17	at Virginia	9.1	14	11	10	9	4	1	0	4	4	0	1	1	0	10-11	13-6	5	4.98
Mar 19	HIGH POINT	9.0	7	3	3	5	13	4	0	0	1	0	0	0	0	7-3	14-6	6	4.88
Totals		175.1	145	117	95	99	244	28	2	22	33	2	40	12	2	175-117	14-6	6	4.88



O | C

TATE BALLESTERIO
Gr. | 6'4" | 205 | S/R
Morristown, N.J.
St John's University

NOTES

- Trio of two-RBI games, including his Wake Forest debut against Fordham
- First homer as a Deac against his former team Virginia in the series finale
- Hit safely in 10 of 17 games played as a Demon Deacon

SEASON HIGHS

5, at NC A&T (2/27/24).....	AB	6, 3x, last - at Butler (5/18/23)
2, 2x, last - Dayton (2/25/24).....	H	4, 4x, last - UCONN (4/6/23)
2, 3x, last - at Virginia (3/17/24).....	R	3, 3x, last - Quinnipiac (3/19/23)
2, Dayton (2/23/24).....	2B	2, 7x, last - Dayton (2/23/24)
1, at Virginia (3/17/24).....	HR	1, 14x, last - at Virginia (3/17/24)
2, 3x, last - at Virginia (3/17/24).....	RBI	4, 2x, last - UCONN (4/6/23)

CAREER HIGHS

CAREER STATS

Year	avg	gp-gs	ab	r	h	2b	3b	hr	rbi	tb	slg%	bb	hbp	so	gdp	ob%	sf	sh	sb-att	po	a	e	fld%
2020*	.083	9-1	12	2	1	0	1	0	2	3	.250	1	1	2	0	.214	0	0	0-0	7	0	1	.875
2021*	.219	17-9	32	3	7	0	0	0	2	7	.219	6	2	13	0	.375	0	1	0-0	3	0	0	1.000
2022*	.333	55-55	207	39	69	18	2	3	35	100	.483	30	6	40	7	.427	3	0	2-4	97	68	7	.959
2023*	.288	52-51	191	43	55	11	1	10	45	98	.513	35	9	40	5	.413	5	0	0-0	196	14	4	.981
2024	.255	17-16	47	12	12	7	0	1	7	22	.468	13	6	22	0	.470	0	0	1-1	84	2	1	.989
TOTAL	.255	17-16	47	12	12	7	0	1	7	22	.468	13	6	22	0	.470	0	0	1-1	84	2	1	.989
All*	.294	150-132	489	99	144	36	4	14	91	230	.470	85	24	117	12	.417	8	1	3-5	387	84	13	.973



1 | LHP

WILL GERVASE
FF, SI, FC
So. | 6'9" | 220 | L/L
Fuquay-Varina, NC
Pitt CC

NOTES

- Made his DI debut against NC A&T last Tuesday, recording the final two outs for the Deacs
- Lights out against Elon on Sunday with a pair of strikeouts in a perfect inning of relief
- Earned a 2-0 record in 14.2 innings of work at Pitt Community College last season

SEASON HIGHS

1.0, Elon (3/3/24).....	IP	1.0, Elon (3/3/24)
0, Elon (3/3/24).....	H (min 1.0 IP)	0, Elon (3/3/24)
0, Elon (3/3/24).....	ER (min 1.0 IP)	0, Elon (3/3/24)
2, Elon (3/3/24).....	SO	2, Elon (3/3/24)
0, Elon (3/3/24).....	BB (min 1.0 IP)	0, Elon (3/3/24)
25, Duke (3/10/24).....	TP	25, Duke (3/10/24)

CAREER HIGHS

CAREER STATS

Year	era	w-l	app	gs	cg	sho	sv	ip	h	r	er	bb	so	2b	3b	hr	bf	bavg	wp	hbp	bk	sfa	sha
2024	15.00	0-0	5	0	0	0/1	0	3.0	2	7	5	6	3	0	0	1	19	.167	2	1	0	0	0
TOTAL	15.00	0-0	5	0	0	0/1	0	3.0	2	7	5	6	3	0	0	1	19	.167	2	1	0	0	0



2 | RHP

WILL RAY
FC | FT | CH
Jr. | 6'2" | 215 | L/R
Mars, PA
Pittsburgh Central Catholic

NOTES

- Allowed just three run in 17.1innings pitched (1.56 ERA) with 20 strikeouts to just seven walks
- First career save on Tuesday against High Point
- Had a streak of eight-straight appearances without allowing an earned run snapped at Virginia

SEASON HIGHS

2.0, 5x, last - Duke (3/9/24).....	IP	2.0, x, last - Duke (3/9/24)
0, 5x, last - High Point (3/19/24).....	H (min 1.0 IP)	0, 9x, last - High Point (3/19/24)
0, 8x, last - High Point (3/19/24).....	ER (min 1.0 IP)	0, 13x, last - High Point (3/19/24)
4, Duke (3/10/24).....	SO	4, Duke (3/10/24)
0, 6x, last - High Point (3/19/24).....	BB (min 1.0 IP)	0, 10x, last - High Point (3/19/24)
36, Duke (3/9/24).....	TP	36, Duke (3/9/24)

CAREER HIGHS

CAREER STATS

Year	era	w-l	app	gs	cg	sho	sv	ip	h	r	er	bb	so	2b	3b	hr	bf	bavg	wp	hbp	bk	sfa	sha
2023	5.40	1-1	18	0	0	0/2	0	11.2	6	9	7	9	9	0	0	3	51	.150	0	1	0	0	1
2024	1.56	0-2	11	0	0	0/0	1	17.1	12	9	3	7	20	2	0	1	77	.188	1	5	2	0	1
TOTAL	3.10	1-3	29	0	0	0/2	1	29.0	18	18	10	16	29	2	0	4	128	.173	1	6	2	0	2



3 | INF

ADAM TELLIER

Gr. | 6'4" | 190 | R/R
Ada, MI
Ball State

NOTES

- Successfully reached base in all 20 games so far this season
- Leads Wake Forest in avg., ob%, slg %, hits, doubles, home runs, runs scored, total bases and stolen bases
- First four hit game as a Deac in the series finale at Virginia

SEASON HIGHS

6, 2x, last - at Virginia (3/17/24).....	AB	8, Toledo (3/19/23)
4, at Virginia (3/17/24).....	H	4, 4x, last - at Virginia (3/17/14)
3, Dayton (2/23/24).....	R	4, NIU (4/22/23)
2, 2x, last - at NC A&T (2/27/24).....	2B	2, 2x, last - at NC A&T (2/27/24)
2, Dayton (2/23/24).....	HR	2, Dayton (2/23/24)
4, 3x, last - at Virginia (3/17/24).....	RBI	5, NIU (4/22/23)

CAREER HIGHS

CAREER STATS

Year	avg	gp-gs	ab	r	h	2b	3b	hr	rbi	tb	slg%	bb	hbp	so	gdp	ob%	sf	sh	sb-att	po	a	e	fld%
2020*	.000	9-1	6	2	0	0	0	0	0	0	.000	1	1	0	0	.250	0	3	3-3	3	3	0	1.000
2021*	.311	51-48	183	43	57	10	3	1	28	76	.415	26	4	36	3	.408	0	6	11-13	55	67	9	.931
2022*	.339	16-16	62	11	21	6	1	0	14	29	.468	3	1	12	0	.373	1	2	2-2	18	24	2	.955
2023*	.316	59-59	237	56	75	14	3	9	46	122	.515	24	7	49	0	.394	1	4	12-12	74	100	11	.941
2024	.386	20-20	83	24	32	8	0	9	26	67	.807	12	5	15	1	.490	0	1	8-8	12	30	6	.875
TOTAL	.386	20-20	83	24	32	8	0	9	26	67	.807	12	5	15	1	.490	0	1	8-8	12	30	6	.875
All*	.324	155-144	571	136	185	38	7	19	114	294	.515	66	18	112	4	.409	2	16	36-38	162	224	28	.932



4 | RHP

BLAKE MORNINGSTAR

FF | CH | CB

Fr. | 6'4" | 215 | R/R
New Albany, Pa
Wyalusing Valley HS

NOTES

- Worked a scoreless ninth inning in the Deacs shutout over Elon
- PBR Pennsylvania Player of the Year after striking out 113 in 61 innings of work with a 0.80 ERA
- Kept Duke at bay with a scoreless relief appearance in the finale, including a pair of strikeouts

SEASON HIGHS

2.0, Fordham (2/16/24).....	IP	2.0, Fordham (2/16/24)
0, Duke (3/10/24).....	H (min 1.0 IP)	1, Elon (3/3/24)
0, 3x, last - at Virginia (3/17/24).....	ER (min 1.0 IP)	0, 3x, last - at Virginia (3/17/24)
4, Fordham (2/16/24).....	SO	4, Fordham (2/16/24)
1, 4x, last - High Point (3/19/24).....	BB (min 1.0 IP)	1, 4x, last - High Point (3/19/24)
37, Fordham (2/16/24).....	TP	37, Fordham (2/16/24)

CAREER HIGHS

CAREER STATS

Year	era	w-l	app	gs	cg	sho	sv	ip	h	r	er	bb	so	2b	3b	hr	bf	bavg	wp	hbp	bk	sfa	sha
2024	7.56	0-0	8	0	0	0/1	0	8.1	11	8	7	8	12	2	0	3	42	.333	3	1	0	0	0
TOTAL	7.56	0-0	8	0	0	0/1	0	8.1	11	8	7	8	12	2	0	3	42	.333	3	1	0	0	0



5 | UTL

SEAVAR KING

Jr. | 6'0" | 195 | R/R
Athens, GA
Wingate University

NOTES

- Reached base four times in the Deacs win on Saturday at Virginia
- First three-hit game as a Deac against Binghamton
- Four XBH in the series against Duke

SEASON HIGHS

5, 10x, last - at Virginia (3/17/24).....	AB	6, 3x, last - Lincoln Memorial (4/30/23)
3, 3x, last - at Virginia (3/15/24).....	H	4, 4x, last - at Newberry College (4/15/23)
3, Akron (2/18/24).....	R	4, 2x, last - Catawba (3/25/23)
1, 5x, last - High Point (3/19/24).....	2B	2, 3x, last - vs. Lenoir-Rhyne (5/2/22)
1, 6x, last - High Point (3/19/24).....	HR	1, 21x, last - High Point (3/19/24)
4, Duke (3/8/24).....	RBI	6, UVA Wise (4/22/23)

CAREER HIGHS

CAREER STATS

Year	avg	gp-gs	ab	r	h	2b	3b	hr	rbi	tb	slg%	bb	hbp	so	gdp	ob%	sf	sh	sb-att	po	a	e	fld%
2022*	.381	39-35	139	34	53	18	3	4	44	89	.640	12	5	18	5	.449	0	0	7-7	53	76	9	.935
2023*	.411	50-50	219	63	90	20	5	11	53	153	.699	18	3	26	3	.457	3	0	13-13	45	121	13	.927
2024	.307	20-20	88	20	27	5	0	6	19	50	.568	5	2	11	3	.354	1	0	5-6	22	9	1	.969
TOTAL	.307	20-20	88	20	27	5	0	6	19	50	.568	5	2	11	3	.354	1	0	5-6	22	9	1	.969
All*	.381	109-105	446	117	170	43	8	21	116	292	.655	35	10	55	11	.434	4	0	25-26	120	206	23	.934



6 | OF

LIAM WILLSON
Fr. | 6'1" | 205 | S/R
Reston, VA
Herndon HS

SEASON HIGHS

.....	AB
.....	H
.....	R
.....	2B
.....	HR
.....	RBI

CAREER HIGHS

NOTES

- All-VHSL Class 6 State Baseball First Team as a junior and senior
- All-VHSL Class 6 State Football Second Team as a senior along with Liberty District Player of the Year with 1,657 rushing yards and 27 TDs
- No. 24 rated player out of Virginia by Perfect Game

CAREER STATS



7 | INF

MAREK HOUSTON
So. | 6'3" | 190 | R/R
Nokomis, FL
Venice HS

SEASON HIGHS

6, at Virginia (3/17/24)	AB	6, 2x, last - at Virginia (3/17/24)
3, at Virginia (3/16/24)	H	3, at Virginia (3/17/24)
3, 2x, last - at Virginia (3/16/24)	R	3, 4x, last - at Virginia (3/16/24)
2, at NC A&T (2/27/24)	2B	2, at NC A&T (2/27/24)
1, Binghamton (3/2/24)	HR	1, 5x, last - Binghamton (3/2/24)
4, Binghamton (3/2/24)	RBI	4, 2x, last - Binghamton (3/2/24)

CAREER HIGHS

NOTES

- Notched a career-high three hits and reached four times total while also tying his career high with three runs scored on Saturday at UVA
- Seven multi-hit games
- Two of Houston's five career homers have been grand slams

CAREER STATS

Year	avg	gp-gs	ab	r	h	2b	3b	hr	rbi	tb	slg%	bb	hbp	so	gdp	ob%	sf	sh	sb-att	po	a	e	fld%
2023	.220	65-59	218	38	48	5	1	4	29	67	.307	34	2	42	4	.328	2	4	4-4	67	132	9	.957
2024	.306	17-17	72	19	22	6	0	1	12	31	.431	10	2	12	1	.405	0	0	1-1	20	37	3	.950
TOTAL	.241	82-76	290	57	70	11	1	5	41	98	.338	44	4	54	5	.347	2	4	5-5	87	169	12	.955



8 | INF

NICK KURTZ
Jr. | 6'6" | 240 | L/L
Lancaster, PA
The Baylor School

SEASON HIGHS

5, at UNCG (2/20/24)	AB	8, at Georgia Tech (3/19/22)
2, 4x, last - at Coastal (3/12/24)	H	6, at Georgia Tech (3/19/22)
2, 4x, Duke (3/9/24)	R	4, 3x, last - vs. Maryland (6/3/23)
1, 2x, last - Georgetown (3/5/24)	2B	2, 2x, last - vs. NC State (5/24/22)
1, 3x, last - at Coastal (3/12/24)	HR	2, 6x, last vs. Notre Dame (5/26/23)
4, at Coastal (3/12/24)	RBI	9, at Pitt (4/22/23)

CAREER HIGHS

NOTES

- Sits at third all-time in Wake Forest history with 135 career walks, surpassing former teammate Brock Wilken and Matt Antonelli recently
- Scored at least one run in all but two games to start the season
- Out 3-4 weeks with a shoulder injury

CAREER STATS

Year	avg	gp-gs	ab	r	h	2b	3b	hr	rbi	tb	slg%	bb	hbp	so	gdp	ob%	sf	sh	sb-att	po	a	e	fld%
2022	.338	54-53	204	65	69	14	1	15	56	130	.637	48	5	38	2	.471	2	0	2-2	457	27	4	.992
2023	.353	56-56	190	76	67	10	0	24	69	149	.784	63	9	50	2	.527	2	1	5-5	390	20	1	.998
2024	.241	17-17	54	18	13	2	0	3	10	24	.444	24	1	12	0	.475	1	0	1-1	109	4	0	1.000
TOTAL	.333	127-126	448	159	149	26	1	42	135	303	.676	135	15	100	4	.496	5	1	8-8	956	51	5	.995



9 | INF

AUSTIN HAWKE
So. | 5'10" | 170 | R/R
Pfafftown, NC
North Carolina

SEASON HIGHS

5, Duke (3/8/24)	AB	5, Duke (3/8/24)
3, Dayton (2/25/24)	H	3, Dayton (2/25/24)
2, 4x, last - at NC A&T (2/27/24)	R	2, 5x, last - at NC A&T (2/27/24)
1, 5x, last - High Point (3/19/24)	2B	1, 7x, last - High Point (3/19/24)
1, 3x, last - Duke (3/9/24)	HR	1, 3x, last - Duke (3/9/24)
4, 2x, last - Binghamton (3/2/24)	RBI	4, 2x, last - Binghamton (3/2/24)

CAREER HIGHS

NOTES

- Drove in four runs for the second with this season with a double and home run against Binghamton
- First career homer was a grand slam to give Wake the lead against Illinois in the Saturday game with the Illini
- Younger brother of former Deac, Tommy Hawke

CAREER STATS

Year	avg	gp-gs	ab	r	h	2b	3b	hr	rbi	tb	slg%	bb	hbp	so	gdp	ob%	sf	sh	sb-att	po	a	e	fld%
2023*	.107	17-7	28	4	3	2	0	0	6	5	.179	4	3	11	0	.278	1	1	0-0	6	8	0	1.000
2024	.219	20-19	73	17	16	5	0	3	20	30	.411	11	1	23	0	.318	3	0	1-1	23	33	3	.949
TOTAL	.219	20-19	73	17	16	5	0	3	20	30	.411	11	1	23	0	.318	3	0	1-1	23	33	3	.949
All*	.188	37-26	101	21	19	7	0	3	26	35	.347	15	4	34	0	.306	4	1	1-1	29	41	3	.959



10 | RHP

BEN SHENOSKY
CB | CH | FF | FC
So. | 6'5" | 215 | R/R
Lititz, PA
Manheim Township HS

SEASON HIGHS

4.0, High Point (3/19/24)	IP	4.0, High Point (3/19/24)
0, 2x, last - at Virginia (3/17/24)	H (min 1.0 IP)	0, 5x, last - at Virginia (3/17/24)
0, 4x, last - at Virginia (3/17/24)	ER (min 1.0 IP)	0, 5x, last - at Virginia (3/17/24)
6, High Point (3/19/24)	SO	6, High Point (3/19/24)
0, 4x, last - High Point (3/19/24)	BB (min 1.0 IP)	0, 8x, last - High Point (3/19/24)
53, High Point (3/19/24)	TP	53, High Point (3/19/24)

CAREER HIGHS

NOTES

- Already passed his inning total from his freshman campaign just 11 games into the 2024 season
- Earned his first career save, tossing the final three innings of Friday's win against Dayton
- Struck out at least two batters in all five appearances so far in 2024, including a career-best four against Georgetown

CAREER STATS

Year	era	w-l	app	gs	cg	sho	sv	ip	h	r	er	bb	so	2b	3b	hr	bf	bavg	wp	hbp	bk	sfa	sha
2023	11.57	0-0	6	0	0	0/1	0	4.2	2	6	6	8	8	0	0	2	24	.125	1	0	0	0	0
2024	4.80	2-1	8	2	0	0/0	1	15.0	8	8	8	5	21	3	0	3	66	.148	3	6	0	1	0
TOTAL	6.41	2-1	14	2	0	0/1	1	19.2	10	14	14	13	29	3	0	5	90	.143	4	6	0	1	0



11 | RHP

CHASE WALTER
FF | FT | CH | FC
Gr. | 6'3" | 200 | R/R
Winston-Salem, NC
Georgetown

SEASON HIGHS

0.1, at Virginia (3/15/24)	IP	3.0, at Seton Hall (5/1/21)
	H (min 1.0 IP)	0, 11x times, last - at Elon (4/4/23)
	ER (min 1.0 IP)	0, 16x, last - at App State (4/11/23)
	SO	5, Creighton (4/23/21)
	BB (min 1.0 IP)	0, 8x, last - at App State (4/11/23)
1, at Virginia (3/15/24)	TP	56, vs. UIC (3/8/20)

CAREER HIGHS

NOTES

- Returning from an injury to pitch for the first time in 312 days in the series opener at Virginia
- 2023 All-ACC Academic Team Selection
- Son of head coach Tom Walter

CAREER STATS

Year	era	w-l	app	gs	cg	sho	sv	ip	h	r	er	bb	so	2b	3b	hr	bf	bavg	wp	hbp	bk	sfa	sha
2019*	9.00	1-0	12	0	0	0/0	1	12.0	18	13	12	11	13	5	1	1	68	.340	3	2	2	2	0
2020*	9.26	0-2	8	0	0	0/0	0	11.2	14	18	12	13	9	1	0	2	68	.298	3	4	2	1	3
2021*	7.07	1-0	11	0	0	0/0	0	14.0	16	13	11	11	13	6	0	2	70	.302	5	2	0	1	3
2023	3.72	0-0	13	0	0	0/2	0	9.2	5	4	4	7	12	2	0	0	44	.147	2	2	0	1	0
2024	0.00	0-0	1	0	0	0/0	0	0.1	0	0	0	0	0	0	0	0	1	.000	0	0	0	0	0
TOTAL	3.60	0-0	14	0	0	0/2	0	10.0	5	4	4	7	12	2	0	0	45	.143	2	2	0	1	0
All*	7.36	2-2	45	0	0	0/2	1	47.2	53	48	39	42	47	14	1	5	251	.282	13	10	4	5	6



12 | LHP

HUDSON LEE

FF, SL, CH

R-Fr. | 6'4" | 230 | R/L

Roebuck, SC

Dorman HS

SEASON HIGHS

IP	
H (min 1.0 IP)	
ER (min 1.0 IP)	
SO	
BB (min 1.0 IP)	
TP	

CAREER HIGHS

NOTES

- Redshirted in 2023
- Earned four varsity letters in baseball and three in football at Dorman High School
- Staff is hopeful for a return in the next few weeks

CAREER STATS



13 | RHP

ANDREW KOSHY

FF | SL | CH

Fr. | 6'1" | 210 | R/R

Albertson, NY

Kellenburg Memorial HS

SEASON HIGHS

1.0, 3x, High Point (3/20/24)	IP	1.0, 3x, last - High Point (3/20/24)
0, Akron (2/18/24)	H (min 1.0 IP)	0, Akron (2/18/24)
0, Akron (2/18/24)	ER (min 1.0 IP)	0, Akron (2/18/24)
2, High Point (3/20/24)	SO	2, High Point (3/20/24)
0, Akron (2/18/24)	BB (min 1.0 IP)	0, Akron (2/18/24)
45, at Coastal (3/12/24)	TP	45, at Coastal (3/12/24)

CAREER HIGHS

NOTES

- Scoreless inning of relief against High Point on Tuesday
- NSCHSAA Pitcher of the Year after going 5-0 with a 0.57 ERA as a senior
- No. 4 RHP out of New York

CAREER STATS

Year	era	w-l	app	gs	cg	sho	sv	ip	h	r	er	bb	so	2b	3b	hr	bf	bavg	wp	hbp	bk	sfa	sha
2024	10.80	0-0	5	0	0	0/0	0	3.1	6	5	4	4	3	1	0	1	22	.375	0	2	0	0	0
TOTAL	10.80	0-0	5	0	0	0/0	0	3.1	6	5	4	4	3	1	0	1	22	.375	0	2	0	0	0



14 | OF

JAVAR WILLIAMS

Fr. | 6'2" | 190 | L/L

Dartmouth, MA

Tabor Academy

SEASON HIGHS

6, 2x, last - at Virginia (3/17/24)	AB	6, 2x, last - at Virginia (3/16/24)
3, 2x, last - at Virginia (3/17/24)	H	3, 2x, last - at Virginia (3/16/24)
2, 2x, last - at Virginia (3/16/24)	R	2, 2x, last - at Virginia (3/16/24)
1, 2x, last - High Point (3/20/24)	2B	1, 2x, last - High Point (3/20/24)
-	HR	-
2, Duke (3/10/24)	RBI	2, Duke (3/10/24)

CAREER HIGHS

NOTES

- Finished 8-for-17 (.471) with an RBI in every game of the series at Virginia
- Multi-hit performances in four of the last six games
- Picked up his first career RBI and hit on a single to left field against Binghamton

CAREER STATS

Year	avg	gp-gs	ab	r	h	2b	3b	hr	rbi	tb	slg%	bb	hbp	so	gdp	ob%	sf	sh	sb-att	po	a	e	fld%
2024	.400	16-6	30	10	12	2	1	0	6	16	.533	6	1	9	0	.514	0	0	1-1	14	0	0	1.000
TOTAL	.400	16-6	30	10	12	2	1	0	6	16	.533	6	1	9	0	.514	0	0	1-1	14	0	0	1.000



15 | RHP

DAVID FALCO

FF | SL | CH

Gr. | 6'4" | 230 | R/R
Center Moriches, NY
Maryland

SEASON HIGHS

1.2, 2x, last - Dayton (2/24/24).....	IP.....	3.1, vs. Wake Forest (6/5/22)
0, 2x, last - Binghamton (3/2/24).....	H (min 1.0 IP).....	0, 16x, last - Binghamton (3/2/24)
0, 3x, last - Binghamton (3/2/24).....	ER (min 1.0 IP).....	0, 36x, last - Binghamton (3/2/24)
3, 2x, last - Binghamton (3/2/24).....	SO.....	7, vs. Wake Forest (6/5/23)
0, 4x, last - Georgetown (3/5/24).....	BB (min 1.0 IP).....	0, 35x - last - Georgetown (3/5/24)
30, at UNCG (2/20/24).....	TP.....	51, vs. Hawai'i (3/5/23)

CAREER HIGHS

NOTES

- Earned his fourth save of the year on just two pitches against Duke
- Second in the ACC in appearances with nine
- At least two strikeouts in four appearances

CAREER STATS

Year	era	w-l	app	gs	cg	sho	sv	ip	h	r	er	bb	so	2b	3b	hr	bf	bavg	wp	hbp	bk	sfa	sha
2021*	5.50	3-1	14	0	0	0/0	1	18.0	20	11	11	9	20	3	0	3	84	.286	8	2	3	1	2
2022*	2.84	7-1	19	0	0	0/0	2	31.2	26	15	10	7	31	3	0	3	130	.222	1	3	0	2	1
2023*	3.88	4-1	29	0	0	0/0	9	48.2	38	25	21	22	39	8	0	3	207	.220	3	10	0	1	1
2024	7.15	0-1	12	0	0	0/0	4	11.1	11	9	9	7	14	2	0	1	55	.244	3	2	0	0	1
TOTAL	7.15	0-1	12	0	0	0/0	4	11.1	11	9	9	7	14	2	0	1	55	.244	3	2	0	0	1
All*	4.19	14-4	74	0	0	0/0	16	109.2	95	60	51	45	104	16	0	10	476	.235	15	17	3	4	5



16 | OF

MITCHELL SALVINO

Gr. | 6'2" | 190 | R/R
Charlotte, NC
Washington and Lee

SEASON HIGHS

1, Dayton (2/23/24).....	AB.....	6, 3x, last - Eastern Mennonite (3/15/23)
.....	H.....	4, 4x, last - Mary Baldwin (4/27/23)
.....	R.....	4, 2x, last - Castleton (2/21/23)
.....	2B.....	2, 4x, last - Virginia Wesleyan (4/29/23)
.....	HR.....	2, Castleton (2/21/23)
.....	RBI.....	5, Guilford (4/2/22)

CAREER HIGHS

NOTES

- Made 90 starts at Washington and Lee before joining Wake this season
- Became the first baseball student-athlete to win the William D. McHenry Men's Sport Scholar-Athlete of the Year since 1996 at W&L
- Mother, Denise, was a cheerleader for the Chicago Bulls and a three-year captain

CAREER STATS

Year	avg	gp-gs	ab	r	h	2b	3b	hr	rbi	tb	slg%	bb	hbp	so	gdp	ob%	sf	sh	sb-att	po	a	e	fld%
2020*	.429	6-6	21	3	9	4	0	0	1	13	.619	1	3	5	0	.520	0	0	0-1	12	0	2	.857
2021*	.337	25-25	98	24	33	6	0	2	18	45	.459	6	5	18	2	.400	1	0	5-6	69	0	2	.972
2022*	.348	28-28	115	23	40	9	3	5	30	70	.609	2	5	20	0	.379	2	4	7-9	70	1	1	.986
2023*	.344	31-31	128	33	44	14	3	4	22	76	.594	7	6	14	1	.401	1	0	14-14	76	6	1	.988
2024	.000	8-0	1	0	0	0	0	0	0	0	.000	1	0	0	0	.500	0	0	0-0	2	0	0	1.000
TOTAL	.000	8-0	1	0	0	0	0	0	0	0	.000	1	0	0	0	.500	0	0	0-0	2	0	0	1.000
All*	.347	98-90	363	83	126	33	6	11	71	204	.562	17	19	57	3	.402	4	4	26-30	229	7	6	.975



17 | RHP

ZACH JOHNSTON

FF | CH | SL

So. | 6'5" | 190 | L/L
North Yarmouth, ME
Greely HS

SEASON HIGHS

2.2, Duke (3/8/24).....	IP.....	2.2, Duke (3/8/24)
0, 2x, last - Duke (3/8/24).....	H (min 1.0 IP).....	0, 3x, last - Duke (3/8/24)
0, 5x, last - at Virginia (3/17/24).....	ER (min 1.0 IP).....	0, 6x, last - at Virginia (3/17/24)
4, Elon (3/3/24).....	SO.....	4, Elon (3/3/24)
0, 4x, last - at Virginia (3/15/24).....	BB (min 1.0 IP).....	0, 5x, last - at Virginia (3/15/24)
38, 2x, last - Duke (3/8/24).....	TP.....	38, 2x, last - Duke (3/8/24)


CAREER HIGHS

NOTES

- Dominant against Elon, striking out all four batters for a new career high
- Pickup up his first career win in the Deacs comeback against Georgetown
- Allowed just one earned run over his last six outings with 16 strikeouts

CAREER STATS

Year	era	w-l	app	gs	cg	sho	sv	ip	h	r	er	bb	so	2b	3b	hr	bf	bavg	wp	hbp	bk	sfa	sha
2023	6.75	0-0	4	0	0	0/1	0	2.2	3	2	2	5	4	2	0	0	16	.273	0	0	0	0	0
2024	3.65	1-0	8	0	0	0/1	0	12.1	9	7	5	5	19	2	0	1	57	.205	1	6	0	2	0
TOTAL	4.20	1-0	12	0	0	0/2	0	15.0	12	9	7	10	23	4	0	1	73	.218	1	6	0	2	0



18 | UTL

JETER POLLEDO
Fr. | 5'10" | 170 | R/R
Hialeah, FL
Miami Christian High School

SEASON HIGHS

AB
H
R
2B
HR
RBI

CAREER HIGHS

NOTES

- Guided Miami Christian to a 2A State Title in 2022
- Hit .413 as a senior at Miami Christian
- No. 12 SS out of Florida according to Perfect Game

CAREER STATS



19 | LHP

CRAWFORD WADE
CB | CH | FF | FT
R-Jr. | 6'4" | 200 | L/L
Charlotte, NC
Myers Park HS

SEASON HIGHS

IP2.2, Western Carolina (3/15/22)
H (min 1.0 IP)0, 14x, last - Binghamton (2/24/23)
ER (min 1.0 IP)0, 23x, last - Binghamton (2/24/23)
SO3, 4x, last - at High Point (4/26/22)
BB (min 1.0 IP)0, 15x, last - Binghamton (2/24/23)
TP40, 2x, last - at Georgia Tech (3/19/22)

CAREER HIGHS

NOTES

- Underwent procedure to reroute nerve in his throwing arm in December
- Made two appearances out of the bullpen in 2023 before an injury
- Compiled a 3-1 record in 31.2 innings as a sophomore in 2022

CAREER STATS

Year	avg	gp-gs	ab	r	h	2b	3b	hr	rbi	tb	slg%	bb	hbp	so	gdp	ob%	sf	sh	sb-att	po	a	e	fld%
2021	.000	1-0	0	0	0	0	0	0	0	0	.000	0	0	0	0	.000	0	0	0-0	0	2	1	.667
2022	.000	26-0	0	0	0	0	0	0	0	0	.000	0	0	0	0	.000	0	0	0-0	2	4	0	1.000
2023	.000	2-0	0	0	0	0	0	0	0	0	.000	0	0	0	0	.000	0	0	0-0	0	0	0	.000
TOTAL	.000	29-0	0	0	0	0	0	0	0	0	.000	0	0	0	0	.000	0	0	0-0	2	6	1	.889



20 | LHP

HAIDEN LEFFEWE
FF | CH | FC | SL | FT
Fr. | 6'1" | 225 | L/L
Kannapolis, NC
South Rowan HS

SEASON HIGHS

5.0, at NC A&T (2/27/24)IP5.0, at NC A&T (2/27/24)
2, 3x, last - Duke (3/10/24)H (min 1.0 IP)2, 3x, last - Duke (3/10/24)
1, 3x, last - Duke (3/10/24)ER (min 1.0 IP)1, 3x, last - Duke (3/10/24)
8, at UNCG (2/20/24)SO8, at UNCG (2/20/24)
2, 3x, last - Duke (3/10/24)BB (min 1.0 IP)2, 2x, last - Duke (3/10/24)
78, at NC A&T (2/27/24)TP78, at NC A&T (2/27/24)

CAREER HIGHS

NOTES

- First freshman to record a victory since Josh Hartle in 2022 with a win at NC A&T
- Dazzled in his Deac debut with eight strikeouts over 4.0 innings of work in a no decision at UNCG
- No. 2 LHP out of North Carolina according to Perfect Game

CAREER STATS

Year	era	w-l	app	gs	cg	sho	sv	ip	h	r	er	bb	so	2b	3b	hr	bf	bavg	wp	hbp	bk	sfa	sha
2024	6.75	1-0	5	4	0	0/0	0	16.0	15	14	12	13	18	3	0	1	80	.242	6	4	0	1	0
TOTAL	6.75	1-0	5	4	0	0/0	0	16.0	15	14	12	13	18	3	0	1	80	.242	6	4	0	1	0



21 | INF

JACK WINNAY
So. | 6'3" | 210 | R/R
Newton, MA
Belmont Hill HS

SEASON HIGHS

5, 2x, last - at Virginia (3/16/24)	AB	5, 2x, last - at Virginia (3/16/24)
3, 2x, last - Georgetown (3/5/24)	H	3, 2x, last - Georgetown (3/5/24)
2, 5x, last - at Virginia (3/17/24)	R	2, 5x, last - at Virginia (3/17/24)
1, 4x, last - at Virginia (3/15/24)	2B	1, 4x, last - at Virginia (3/15/24)
2, 2x, last - at Virginia (3/16/24)	HR	2, 2x, last - at Virginia (3/16/24)
4, Dayton (2/25/24)	RBI	4, Dayton (2/25/24)

CAREER HIGHS

NOTES

- Leads the team with nine homers
- Eight homers in his last 14 games, including three over the weekend at Virginia
- Second on the squad in batting average (.343) and RBI (24)

CAREER STATS

Year	avg	gp-gs	ab	r	h	2b	3b	hr	rbi	tb	slg%	bb	hbp	so	gdp	ob%	sf	sh	sb-att	po	a	e	fld%
2023	.211	16-2	19	5	4	0	0	0	1	4	.211	4	3	6	1	.423	0	0	1-1	39	1	0	1.000
2024	.343	19-18	67	16	23	4	0	9	24	54	.806	13	0	15	1	.439	2	0	3-3	40	0	1	.976
TOTAL	.314	35-20	86	21	27	4	0	9	25	58	.674	17	3	21	2	.435	2	0	4-4	79	1	1	.988



22 | UTL

CAM NELSON
FF | SL | CH
Fr. | 5'9" | 175 | L/L
Baltimore, MD
Pro5 Academy

SEASON HIGHS

1.1, Dayton (2/25/24)	IP AB	3, 4x, last - High Point (3/20/24)
0, 3x, last - at Coastal (3/12/24)	H (min 1.0 IP) H	2, at Virginia (3/15/24)
0, 3x, last - at Coastal (3/12/24)	ER (min 1.0 IP) R	2, 2x, last - at Virginia (3/17/24)
3, Illinois (2/17/24)	SO 2B	1, at Virginia (3/15/24)
0, 2x, last - at Coastal (3/12/24)	BB (min 1.0 IP) HR	-
19, Dayton (2/25/24)	TP RBI	2, at Virginia (3/15/24)

SEASON HIGHS

NOTES

- First two-hit game of his career in the series opener at Virginia
- Struck out the side in his first career appearance against Illinois
- Only two-way player on the Deacs roster

CAREER STATS

Year	avg	gp-gs	ab	r	h	2b	3b	hr	rbi	tb	slg%	bb	hbp	so	gdp	ob%	sf	sh	sb-att	po	a	e	fld%
2024	.174	11-8	23	10	4	1	0	0	4	5	.217	15	1	8	1	.513	0	0	4-5	21	1	1	.957
TOTAL	.174	11-8	23	10	4	1	0	0	4	5	.217	15	1	8	1	.513	0	0	4-5	21	1	1	.957

Year	era	w-l	app	gs	cg	sho	sv	ip	h	r	er	bb	so	2b	3b	hr	bf	bavg	wp	hbp	bk	sfa	sha
2024	12.46	0-0	7	0	0	0/0	0	4.1	4	6	6	6	8	1	0	1	25	.235	2	2	0	0	0
TOTAL	12.46	0-0	7	0	0	0/0	0	4.1	4	6	6	6	8	1	0	1	25	.235	2	2	0	0	0



23 | LHP

JOSH HARTLE
FF | FC | CB | FT | CH
Jr. | 6'5" | 210 | L/L
King, NC
Reagan HS

SEASON HIGHS

6.0, 2x last - Binghamton (3/2/24)	IP	7.0, 4x, last - Boston College (5/7/23)
3, Fordham (2/16/24)	H (min 1.0 IP)	2, 2x, last - Duke (4/9/22)
1, 2x, last - Dayton (2/23/24)	ER (min 1.0 IP)	0, 3x, last - High Point (4/30/23)
7, Binghamton (3/2/24)	SO	12, Cornell (3/5/23)
0, Fordham (2/16/24)	BB (min 1.0 IP)	0, 7x, last - Fordham (2/16/24)
96, Duke (3/8/24)	TP	107, vs. LSU (6/19/23)

CAREER HIGHS

NOTES

- Struck out a season high seven against Binghamton
- Went over the 200 career strikeout mark in his start against Dayton
- Just one win away from entering the top 10 in program history

CAREER STATS

Year	era	w-l	app	gs	cg	sho	sv	ip	h	r	er	bb	so	2b	3b	hr	bf	bavg	wp	hbp	bk	sfa	sha
2022	5.30	7-6	14	14	0	0/0	0	69.2	81	54	41	24	54	15	0	9	323	.279	4	5	1	2	2
2023	2.81	11-2	18	17	0	0/1	0	102.1	91	38	32	24	140	9	2	11	419	.237	8	5	1	0	6
2024	6.26	3-1	5	5	0	0/0	0	23.0	32	21	16	6	22	6	1	4	109	.317	2	2	0	0	0
TOTAL	4.11	21-9	37	36	0	0/1	0	195.0	204	113	89	54	216	30	3	24	851	.263	14	12	2	2	8



24 | UTL

ANTONIO MORALES
Fr. | 5'9" | 175 | R/R
Norfolk, MA
Roxbury Latin HS

SEASON HIGHS

2, Dayton (2/23/24).....	AB.....	2, Dayton (2/23/24)
.....	H.....	
1, Binghamton (3/2/24).....	R.....	
.....	2B.....	
.....	HR.....	
1, Georgetown (3/5/24).....	RBI.....	

CAREER HIGHS

NOTES

- Worked a seven-pitch walk after falling behind 1-2 in his first career plate appearance at UNCG
- Scored the game winning run as a pinch runner in the Deacs walk-off against Binghamton
- Recorded his first career RBI with a bases loaded walk against Georgetown

CAREER STATS

Year	avg	gp-gs	ab	r	h	2b	3b	hr	rbi	tb	slg%	bb	hbp	so	gdp	ob%	sf	sh	sb-att	po	a	e	fld%
2024	.000	6-1	6	1	0	0	0	0	1	0	.000	2	0	0	0	.250	0	0	0-0	0	0	0	.000
TOTAL	.000	6-1	6	1	0	0	0	0	1	0	.000	2	0	0	0	.250	0	0	0-0	0	0	0	.000



25 | RHP

JOSH GUNTHER
FF | CB | CH
Fr. | 5'11" | 205 | R/R
Fairhope, AL
Bayside Academy

SEASON HIGHS

2.1, at Virginia (3/15/24).....	IP.....	2.1, at Virginia (3/15/24)
0, 2x, last - Georgetown (3/5/24).....	H (min 1.0 IP).....	0, 2x, last - Georgetown (3/5/24)
0, 3x, last - at Virginia (3/15/24).....	ER (min 1.0 IP).....	0, 3x, last - at Virginia (3/15/24)
4, Binghamton (3/2/24).....	SO.....	4, Binghamton (3/2/24)
0, 2x, last - Dayton (2/25/24).....	BB (min 1.0 IP).....	0, 2x, last - Dayton (2/25/24)
39, Binghamton (3/2/24).....	TP.....	39, Binghamton (3/2/24)

CAREER HIGHS

NOTES

- Tossed a career-high 2.1 scoreless innings, allowing just one hit with three strikeouts in the series opener at Virginia
- Struck out a career-high four batters against Binghamton
- Retired all five hitters he faced on just 16 pitches against Dayton

CAREER STATS

Year	era	w-l	app	gs	cg	sho	sv	ip	h	r	er	bb	so	2b	3b	hr	bf	bavg	wp	hbp	bk	sfa	sha
2024	5.73	0-0	9	0	0	0/0	0	11.0	7	7	7	9	16	3	0	1	48	.189	4	2	0	0	0
TOTAL	5.73	0-0	9	0	0	0/0	0	11.0	7	7	7	9	16	3	0	1	48	.189	4	2	0	0	0



27 | C

CAMERON GILL
Gr. | 5'11" | 200 | R/R
Alpharetta, GA
Wofford

SEASON HIGHS

5, 2x, last - Duke (3/10/24).....	AB.....	5, 11x, last - Duke (3/10/24)
3, Binghamton (3/2/24).....	H.....	3, 4x, last - Binghamton (3/2/24)
1, 5x, last - at NC A&T (2/27/24).....	R.....	3, 3x, last - at Western Carolina (4/16/23)
1, Binghamton (3/2/24).....	2B.....	1, 10x, last - Binghamton (3/2/24)
-.....	HR.....	1, 2x, last - VMI (3/24/23)
3, High Point (3/19/24).....	RBI.....	4, Kent State (2/24/23)

CAREER HIGHS

NOTES

- Gave the Deacs the lead in the Saturday game at Virginia with his second triple of the year
- First multi-RBI game of his Wake career against High Point with three runs driven in
- Played the hero with a walk-off winner in game two of the doubleheader against Binghamton

CAREER STATS

Year	avg	gp-gs	ab	r	h	2b	3b	hr	rbi	tb	slg%	bb	hbp	so	gdp	ob%	sf	sh	sb-att	po	a	e	fld%
2020*	.182	6-2	11	2	2	0	0	0	1	2	.182	1	0	5	1	.250	0	0	0-0	17	3	1	.952
2021*	.282	28-23	71	13	20	2	0	0	10	22	.310	14	1	18	1	.402	1	1	1-1	155	24	1	.994
2022*	.149	25-13	47	9	7	0	1	0	6	9	.191	8	4	15	0	.317	1	0	3-4	120	22	4	.973
2023*	.368	53-49	174	49	64	7	0	2	41	77	.443	29	14	32	4	.486	3	2	16-16	357	42	2	.995
2024	.222	14-11	45	5	10	1	2	0	7	15	.333	7	0	14	0	.327	0	1	1-1	146	19	0	1.000
TOTAL	.222	14-11	45	5	10	1	2	0	7	15	.333	7	0	14	0	.327	0	1	1-1	146	19	0	1.000
All*	.296	126-98	348	78	103	10	3	2	65	125	.359	59	19	84	6	.420	5	4	21-22	795	110	8	.991



28 | RHP

COLE ROLAND

CB | FF | CH

Gr. | 6'2" | 210 | R/R

Duxbury, MA

Dartmouth

SEASON HIGHS

.....IP.....	5.0, at Cornell (4/24/22)
.....H (min 1.0 IP).....	0, 10x, last - vs. George Mason (6/2/23)
.....ER (min 1.0 IP).....	0, 19x, last - vs. George Mason (6/2/23)
.....SO.....	6, 3x, last - vs. Virginia Tech (5/19/23)
.....BB (min 1.0 IP).....	0, 15x, last - vs. Alabama (6/11/23)
.....TP.....	77, at Cornell (4/24/22)

CAREER HIGHS

NOTES

- Kept opponents scoreless in 21 outings and struck out multiple batters in 17 appearances in 2023
- Recorded a career-low era (2.15) and career-high strikeouts (50) in his first season at Wake
- Staff is optimistic for a mid-April return from an injury

CAREER STATS

Year	era	w-l	app	gs	cg	sho	sv	ip	h	r	er	bb	so	2b	3b	hr	bf	bavg	wp	hbp	bk	sfa	sha
2022*	3.90	2-1	14	0	0	0/0	4	30.0	26	23	13	19	37	4	0	4	137	.228	3	2	1	1	1
2023	2.05	2-1	26	0	0	0/3	2	30.2	15	7	7	14	54	6	0	4	126	.143	3	4	3	1	2
TOTAL	2.05	2-1	26	0	0	0/3	2	30.2	15	7	7	14	54	6	0	4	126	.143	3	4	3	1	2
All*	2.97	4-2	40	0	0	0/3	6	60.2	41	30	20	33	91	10	0	8	263	.187	6	6	4	2	3



29 | RHP

CHASE BURNS

FF | SL | CH | CB

Jr. | 6'3" | 210 | R/R

Hendersonville, TN

Tennessee

SEASON HIGHS

7.0, at Virginia (3/16/24).....	IP.....	7.0, 2x, last - at Virginia (3/16/24)
2, 2x, last - at Virginia (3/16/24).....	H (min 1.0 IP).....	0, 3x, last - at Southern Miss (6/12/23)
0, Illinois (2/17/24).....	ER (min 1.0 IP).....	0, 11x, last - Illinois (2/17/24)
14, Duke (3/9/24).....	SO.....	14, Duke (3/9/24)
1, Illinois (2/17/24).....	BB (min 1.0 IP).....	0, 8x, last - vs. Stanford (6/19/23)
109, at Virginia (3/16/24).....	TP.....	109, at Virginia (3/16/24)

CAREER HIGHS

NOTES

- Through five starts, the junior holds a 16.7 K/9 to start 2024
- First player in program history to have 13 or more strikeouts in back-to-back games
- Back-to-back reigning ACC Pitcher of the Week

CAREER STATS

Year	era	w-l	app	gs	cg	sho	sv	ip	h	r	er	bb	so	2b	3b	hr	bf	bavg	wp	hbp	bk	sfa	sha
2022*	2.91	8-2	17	14	0	0/0	0	80.1	65	31	26	25	103	12	0	13	330	.216	5	3	2	0	1
2023*	4.25	5-3	18	8	0	0/0	2	72.0	60	37	34	22	114	20	2	10	297	.222	6	4	1	1	0
2024	2.08	4-0	5	5	0	0/0	0	30.1	16	7	7	12	56	3	0	3	115	.157	3	0	0	1	0
TOTAL	2.08	4-0	5	5	0	0/0	0	30.1	16	7	7	12	56	3	0	3	115	.157	3	0	0	1	0



30 | RHP

MICHAEL MASSEY

SL | FF | CH | CB

Jr. | 6'5" | 230 | R/R

Suwanee, GA

Tulane

SEASON HIGHS

5.2, Elon (3/3/24).....	IP.....	7.2, 2x, last - at Memphis (4/3/22)
0, Akron (2/18/24).....	H (min 1.0 IP).....	0, 13x, last - Akron (2/18/24)
0, 2x, last - Elon (3/3/24).....	ER (min 1.0 IP).....	0, 19x, last - Elon (3/3/24)
9, 2x, last - Elon (3/3/24).....	SO.....	9, 2x, last - Elon (3/3/24)
0, Dayton (2/25/24).....	BB (min 1.0 IP).....	0, 16x, last - Dayton (2/25/24)
78, Elon (3/3/24).....	TP.....	104, at Memphis (4/3/22)

CAREER HIGHS

NOTES

- Set a new career high with nine strikeouts against Dayton just to match it in his next start against Elon
- Already matched his win total in his first two seasons
- 2024 Preseason Second Team All-American by D1 Baseball

CAREER STATS

Year	era	w-l	app	gs	cg	sho	sv	ip	h	r	er	bb	so	2b	3b	hr	bf	bavg	wp	hbp	bk	sfa	sha
2022*	5.03	3-4	15	11	0	0/0	1	68.0	79	44	38	16	52	18	2	9	297	.287	1	3	0	2	1
2023	2.59	3-1	27	1	0	0/4	1	41.2	23	12	12	16	76	2	0	6	161	.161	1	0	1	2	0
2024	1.23	3-1	4	4	0	0/1	0	14.2	7	5	2	7	25	0	0	1	62	.140	2	4	0	1	0
TOTAL	2.24	6-2	31	5	0	0/5	1	56.1	30	17	14	23	101	2	0	7	223	.155	3	4	1	3	0
All*	3.76	9-6	46	16	0	0/5	2	124.1	109	61	52	39	153	20	2	16	520	.233	4	7	1	5	1



31 | OF

JAKE REINISCH
Sr. | 6'2" | 205 | L/R
Clifton Park, NY
Shenendehowa HS

SEASON HIGHS

5, 3x, last - Georgetown (3/5/24) **AB** 6, at Coastal Carolina (3/7/23)
4, Georgetown (3/5/24) **H** 4, 2x, last - Georgetown (3/5/24)
2, 6x, last - Duke (3/10/24) **R** 4, at Georgia Tech (3/19/22)
1, 4x, last - Duke (3/10/24) **2B** 2, at Boston College (4/2/22)
1, 5x, last - at Coastal (3/12/24) **HR** 1, 13x, last - at Coastal (3/12/24)
4, Dayton (2/23/24) **RBI** 4, 3x, last - Dayton (2/23/24)

CAREER HIGHS

NOTES

- Has scored or drove in a run in 15 of 20 games
- Third on the team with 21 RBIs
- Father, Paul, played baseball at Wake Forest from 1988-90 and was drafted by the Detroit Tigers

CAREER STATS

Year	avg	gp-gs	ab	r	h	2b	3b	hr	rbi	tb	slg%	bb	hbp	so	gdp	ob%	sf	sh	sb-att	po	a	e	fld%
2021	.286	7-3	14	2	4	0	0	0	0	4	.286	2	0	7	0	.375	0	0	0-1	1	3	0	1.000
2022	.318	60-60	201	50	64	14	1	8	50	104	.517	55	3	60	1	.467	2	0	1-2	58	3	3	.953
2023	.178	27-19	73	8	13	1	0	0	9	14	.192	15	0	22	2	.308	3	0	1-1	2	0	0	1.000
2024	.282	20-20	71	19	20	4	2	5	22	43	.606	21	0	21	1	.446	0	0	0-1	19	0	1	.950
TOTAL	.281	114-102	359	79	101	19	3	13	81	165	.460	93	3	110	4	.428	5	0	2-5	80	6	4	.956



33 | OF

CHRIS KATZ
Jr. | 6'0" | 230 | R/R
Raleigh, NC
Heritage HS

SEASON HIGHS

3, Illinois (2/17/24) **AB** 5, 2x, last - Towson (2/25/23)
1, Elon (3/3/24) **H** 3, 3x, last - Towson (2/25/23)
1, 2x, last - Illinois (2/17/24) **R** 3, George Mason (3/9/22)
..... **2B** 2, Towson (2/25/23)
..... **HR** 1, 3x, last - at Clemson (3/30/23)
..... **RBI** 4, 2x, last - Elon (3/21/23)

CAREER HIGHS

NOTES

- Recorded his first hit of the year on a ball smoked to left field against Elon
- Appeared in 26 games and started 14 in the infield with a pair of 4 RBI performances during the 2023 season
- Dad played baseball at the University of Tampa (1988-89) while mom played basketball at SMU (1990-91)

CAREER STATS

Year	avg	gp-gs	ab	r	h	2b	3b	hr	rbi	tb	slg%	bb	hbp	so	gdp	ob%	sf	sh	sb-att	po	a	e	fld%
2022	.349	30-15	63	11	22	6	0	0	11	28	.444	9	5	19	0	.462	1	0	0-1	9	1	0	1.000
2023	.206	26-14	63	10	13	4	0	3	16	26	.413	13	1	15	3	.346	1	0	0-0	33	2	0	1.000
2024	.067	6-6	15	3	1	0	0	0	0	1	.067	3	1	9	1	.263	0	0	0-0	0	0	0	.000
TOTAL	.255	62-35	141	24	36	10	0	3	27	55	.390	25	7	43	4	.389	2	0	0-1	42	3	0	1.000



36 | LHP

LEVI STRAHM
FF | SL | CH | FT
Fr. | 5'10" | 165 | L/L
Lewisville, NC
Reagan HS

SEASON HIGHS

2.1, at Coastal (3/12/24) **IP** 2.1, at Coastal (3/12/24)
4, at Coastal (3/12/24) **H (min 1.0 IP)** 4, at Coastal (3/12/24)
1, at Coastal (3/12/24) **ER (min 1.0 IP)** 1, at Coastal (3/12/24)
1, at Coastal (3/12/24) **SO** 1, at Coastal (3/12/24)
1, at Coastal (3/12/24) **BB (min 1.0 IP)** 1, at Coastal (3/12/24)
27, at Coastal (3/12/24) **TP** 27, at Coastal (3/12/24)

CAREER HIGHS

NOTES

- Made his Wake debut at Coastal, tossing an effective 2.1 innings of relief
- Named to NCBCA All-State Team after posting a 9-1 record with a 0.831 ERA during his senior season at Reagan HS
- Son of athletic trainer, Jeff Strahm

CAREER STATS

Year	era	w-l	app	gs	cg	sho	sv	ip	h	r	er	bb	so	2b	3b	hr	bf	bavg	wp	hbp	bk	sfa	sha
2024	3.86	0-0	1	0	0	0/0	0	2.1	4	1	1	1	1	0	1	0	12	.400	0	1	0	0	0
TOTAL	3.86	0-0	1	0	0	0/0	0	2.1	4	1	1	1	1	0	1	0	12	.400	0	1	0	0	0



39 | OF

PIRMIN BRECHBUHL

R-Jr. | 6'3" | 210 | R/R

Duluth, GA

Greater Atlanta Christian

SEASON HIGHS

CAREER HIGHS

AB	1, 6x, last - at Gardner Webb (4/27/22)
H	1, 2x, last - at Gardner Webb (4/27/22)
R	1, 2x, last - at Georgia Tech (3/19/22)
2B	-
HR	-
RBI	-

NOTES

- Redshirted during the 2023 season
- Notched first collegiate hit in second appearance of season at Georgia Tech (3/19/22)
- Holds dual citizenship in the U.S. and Switzerland

CAREER STATS

Year	avg	gp-gs	ab	r	h	2b	3b	hr	rbi	tb	slg%	bb	hbp	so	gdp	ob%	sf	sh	sb-att	po	a	e	fld%
2021	.000	4-0	3	1	0	0	0	0	0	0	.000	0	0	1	0	.000	0	0	0-0	1	0	0	1.000
2022	.667	3-0	3	1	2	0	0	0	0	2	.667	0	0	0	1	.667	0	0	0-0	1	0	0	1.000
2024	.000	1-0	0	0	0	0	0	0	0	0	.000	1	0	0	0	1.000	0	0	0-0	1	0	0	1.000
TOTAL	.333	8-0	6	2	2	0	0	0	0	2	.333	1	0	1	1	.429	0	0	0-0	3	0	0	1.000



40 | C

JACOB BURLEY

Gr. | 6'1" | 185 | R/R

Hollister, CA

Brown

SEASON HIGHS

CAREER HIGHS

3, at Coastal (3/12/24)	AB	6, at Cornell (4/8/23)
	H	3, 2x, last - Yale (3/31/23)
1, at Coastal (3/12/24)	R	2, 6x, last - at Columbia (3/26/23)
	2B	1, 6x, last - Penn (4/14/23)
	HR	1, 6x, last - Dartmouth (4/28/23)
	RBI	2, 6x, last - Dartmouth (4/28/23)

NOTES

- Joins the Deacs as a grad transfer from Brown University
- Team captain for the Bears in 2023 starting all 36 games behind the plate
- Made his first start as a Demon Deacon at Coastal

CAREER STATS

Year	avg	gp-gs	ab	r	h	2b	3b	hr	rbi	tb	slg%	bb	hbp	so	gdp	ob%	sf	sh	sb-att	po	a	e	fld%
2020*	.133	5-4	15	2	2	0	0	1	2	5	.333	1	1	5	2	.235	0	0	0-0	35	4	1	.975
2022*	.183	36-36	126	18	23	2	0	2	11	31	.246	12	8	40	1	.291	2	1	2-4	277	26	5	.984
2023*	.268	36-36	138	20	37	4	0	3	15	50	.362	17	6	30	0	.368	2	0	2-2	316	40	6	.983
2024	.000	4-1	4	1	0	0	0	0	0	0	.000	0	0	4	0	.000	0	0	0-0	8	0	0	1.000
TOTAL	.000	4-1	4	1	0	0	0	0	0	0	.000	0	0	4	0	.000	0	0	0-0	8	0	0	1.000
All*	.219	81-77	283	41	62	6	0	6	28	86	.304	30	15	79	3	.322	4	1	4-6	636	70	12	.983



42 | LHP

JOE ARIOLA

FF | CB | CT

So. | 6'2" | 180 | L/L

Malverne, NY

Chaminade HS

SEASON HIGHS

CAREER HIGH

1.0, 2x, last - High Point (3/19/24)	IP	1.2, Virginia Tech (5/20/2023)
0, 2x, last - High Point (3/19/24)	H (min 1.0 IP)	0, 8x, last - High Point (3/19/24)
0, 2x, last - High Point (3/19/24)	ER (min 1.0 IP)	0, 8x, last - High Point (3/19/24)
2, 3x, last - High Point (3/19/24)	SO	2, 8x, last - High Point (3/19/24)
0, at Virginia (3/15/24)	BB (min 1.0 IP)	0, 6x, last - at Virginia (3/15/24)
19, at Coastal (3/12/24)	TP	26, Virginia Tech (5/20/2023)

NOTES

- Returned from an injury that sidelined him the first month at Coastal
- Threw a perfect inning of relief at Virginia with a pair of strikeouts
- Appeared in 17 games as a freshman pitching 13.1 innings while fanning 17 batters

CAREER STATS

Year	era	w-l	app	gs	cg	sho	sv	ip	h	r	er	bb	so	2b	3b	hr	bf	bavg	wp	hbp	bk	sfa	sha
2023	6.75	0-0	17	0	0	0/1	0	13.1	15	14	10	8	17	1	0	3	67	.278	2	3	0	1	0
2024	10.12	0-0	3	0	0	0/0	0	2.2	0	3	3	2	6	0	0	0	12	.000	1	2	0	0	0
TOTAL	7.31	0-0	20	0	0	0/1	0	16.0	15	17	13	10	23	1	0	3	79	.242	3	5	0	1	0



45 | RHP

DYLAN ZUCKER
FF | CH | CB | FT | SL
R-So. | 6'5" | 215 | R/R
Locust Valley, NY
Locust Valley HS

SEASON HIGHS

IP	
H (min 1.0 IP)	
ER (min 1.0 IP)	
SO	
BB (min 1.0 IP)	
TP	

CAREER HIGHS

NOTES

- Earned All-Conference honors as a senior
- Holds the Locust Valley High School record for highest batting average and home runs
- Listed as a Top-15 Pitcher in the state of New York by Perfect Game

CAREER STATS



48 | RHP

BRODY SHAWN
FF | SL | CH | FT
Fr. | 6'3" | 185 | R/R
Alexandria, VA
West Potomac HS

SEASON HIGHS

0.0, at Coastal (3/12/24)	IP	0.0, at Coastal (3/12/24)
	H (min 1.0 IP)	
	ER (min 1.0 IP)	
	SO	
11, at Coastal (3/12/24)	BB (min 1.0 IP)	
	TP	11, at Coastal (3/12/24)

CAREER HIGHS

NOTES

- Travel Team was Ace Elite 2023
- Co-founder of Elder Outreach at West Potomac High School
- No. 1 RHP out of Virginia according to Perfect Game

CAREER STATS

Year	era	w-l	app	gs	cg	sho	sv	ip	h	r	er	bb	so	2b	3b	hr	bf	bavg	wp	hbp	bk	sfa	sha
2024	0.00	0-0	1	0	0	0/0	0	0.0	1	0	0	1	0	0	0	0	2	1.000	0	0	0	0	0
TOTAL	0.00	0-0	1	0	0	0/0	0	0.0	1	0	0	1	0	0	0	0	2	1.000	0	0	0	0	0



51 | INF

RYAN PREISANO
Fr. | 6'4" | 190 | R/R
Wilton, CT
Fairfield Prep

SEASON HIGHS

AB	
H	
R	
2B	
HR	
RBI	

CAREER HIGHS

NOTES

- All-Southern Connecticut Conference First Team / CHSCA All-State
- Uncle is a '94 Wake Alum, while cousin is a fellow freshman at Wake Forest
- No. 1 SS out of Connecticut according to Perfect Game

CAREER STATS

WAKE FOREST BASEBALL



0 | Tate Ballestero
C/OF | Gr. | S/R
Morristown, NJ



1 | Will Gervase
LHP | So. | L/L
Fuquay-Varina, NC



2 | Will Ray
RHP | So. | R/R
Mars, PA



3 | Adam Tellier
INF | Gr. | R/R
Ada, MI



4 | Blake Morningstar
RHP | Fr. | R/R
Wyalusing, PA



5 | Seaver King
UTL | Jr. | R/R
Athens, GA



6 | Liam Willson
INF/OF | Fr. | R/R
Reston, VA



7 | Marek Houston
INF | So. | R/R
Nokomis, FL



8 | Nick Kurtz
1B | Jr. | L/L
Lancaster, PA



9 | Austin Hawks
INF/OF | So. | R/R
Pfafftown, NC



10 | Ben Shenosky
RHP | So. | R/R
Lititz, PA



11 | Chase Walter
RHP | Gr. | R/R
Winston-Salem, NC



12 | Hudson Lee
LHP | R-Fr. | R/L
Roebuck, SC



13 | Andrew Koshy
RHP | Fr. | R/R
Albertson, NY



14 | Javar Williams
OF | L/R | Fr.
Dartmouth, MA



15 | David Falco
RHP | Gr. | R/R
Center Moriches, NY



16 | Mitchell Salvino
OF | Gr. | R/R
Charlotte, NC



17 | Zach Johnston
LHP | So. | L/L
North Yarmouth, ME



18 | Jeter Polledo
INF/OF | Fr. | R/R
Hialeah, FL



19 | Crawford Wade
LHP | R-Jr. | L/L
Charlotte, NC



20 | Haiden Leffew
LHP | Fr. | L/L
Kannapolis, NC



21 | Jack Winnay
INF | So. | R/R
Newton, MA



22 | Cam Nelson
OF/LHP | Fr. | L/L
Baltimore, MD



23 | Josh Hartle
LHP | Jr. | L/L
King, NC



24 | Antonio Morales
OF/INF | Fr. | R/R
Norfolk, MA



25 | Josh Gunther
RHP | Fr. | R/R
Fairhope, AL



27 | Cameron Gill
C | Gr. | R/R
Alpharetta, GA



28 | Cole Roland
RHP | Gr. | R/R
Duxbury, MA



29 | Chase Burns
RHP | Jr. | R/R
Hendersonville, TN



30 | Michael Massey
RHP | Jr. | R/R
Suwanee, GA



31 | Jake Reinisch
OF | Sr. | L/R
Clifton Park, NY



33 | Chris Katz
C/OF | Jr. | R/R
Raleigh, NC



34 | Luke Schmolke
RHP | So. | R/R
Mooresville, NC



36 | Levi Strahm
LHP | Fr. | L/L
Lewisville, NC



39 | Pirmin Brechbuhl
OF | R-Jr. | R/R
Duluth, GA



40 | Jacob Burley
C | Gr. | R/R
Hollister, CA



42 | Joe Ariola
LHP | So. | L/L
Malverne, NY



45 | Dylan Zucker
RHP | R-So. | R/R
Locust Valley, NY



48 | Brody Shawn
RHP | Fr. | R/R
Alexandria, VA



51 | Ryan Preisano
INF | Fr. | R/R
Wilton, CT



32 | Tom Walter
Head Coach
15th Season



37 | Bill Cilento
Associate Head Coach
Third Base / Hitting



44 | Corey Muscara
Assistant Coach
Pitching



38 | Matt Wessinger
Assistant Coach
First Base / Hitting