



GAME 8

WAKE FOREST 2023-24 MEN'S BASKETBALL



WAKE FOREST DEMON DEACONS

4-3 | 0-0 ACC

Head Coach: Steve Forbes
Record at Wake Forest: 54-43; Fourth Season
Career Record: 352-147; 16th Season
Last Game: W, 82-71 vs Florida

VS

Rutgers Scarlet Knights

5-2 | 0-0 BIG Ten

Head Coach: Steve Pikiell
Record at Rutgers: 121-108; Eighth Season
Career Record: 309-262; 19th Season
Last Game: L, 76-58 vs Illinois

DEC. 6, 2023 - 6:00 P.M. - LJVM COLISEUM

TV - ACC NETWORK - ANISH SHROFF AND PERRY CLARK

RADIO - WAKE FOREST SPORTS NETWORK FROM LEARFIELD - STAN COTTEN AND MARK 'DINGER' FREIDINGER



Quick Comparison

78.9	PPG	68.7
.474	FG%	.408
.361	3FG%	.304
33.7	RPG	37.7



NUMBERS OF NOTE

With an overall record of 19-14 last season and 25-10 in 2022, Wake Forest has had back-to-back winning seasons for the first time since 2008-09 (24-7) and 2009-10 (20-11). Wake Forest has had back-to-back seasons with double-digit ACC wins for the first time since the 1995-96 (12-4) and 1996-97 (11-5) seasons. The Deacs also had back-to-back 10-0 starts at home for the first time in program history during the 2021-22 and 2022-23 seasons.

Since the start of the 2021-22 season, Wake Forest is 34-5 inside LJVM. During that time, Wake Forest won 15-straight games inside Joel Coliseum, which was the longest home-win streak since the Deacs went 22-0 during the 2004-05 and 2005-06 seasons. Wake Forest was the first ACC school to reach 31 home wins during the two seasons. With the Jan. 17 win over Clemson, Steve Forbes has defeated every ACC team at least once in less than three seasons.

November 6 marked the 515th game for Wake Forest inside Lawrence Joel Veterans Memorial Coliseum to start the 117th season of Wake Forest men's basketball when the Deacs beat Elon 101-78.

With the win over Florida last week, Wake Forest is 23-0 at home against nonconference opponents dating back to December 2018.

HOT HANDS

Offensively, Wake Forest is the only school in Division I to have four players averaging 16+ points per game with Sallis, Miller, Carr and Hildreth all adding over 16 a game.

Wake is also fourth in the league in field goal percentage, shooting 47.4 percent from the field as a team. They are also fifth in 3-point FG percentage, shooting 36.1 from beyond the arc and are fifth in 3-point FGs made with 56 total, averaging 8.0 per game.

Defensively, the Deacs are currently sixth in the ACC in blocked shots with 4.71 per game. Individually, Andrew Carr is third in the ACC in blocked shots, with 17 total and 2.43 per game.

FREE MONEY

The Deacs are currently ninth in the country and third in the ACC in free throw percentage, shooting 79.7 from the line as a team. Individually, Cameron Hildreth is fifth, shooting 90.6 from the line.

THE OPPONENT

SERIES RECORD

- The Deacs and the Scarlett Knights have only met twice before, with the most recent matchup coming last season. Wake fell to Rutgers, 81-57, at Rutgers on Dec. 17, 2022. Prior to that, Wake Forest defeated Rutgers in Piscataway, 69-68, Nov. 30, 2015, as part of the ACC/BIG Ten Challenge.

RUTGERS MOST RECENT STARTERS

#	Name	Pos.	Ht.	Wt.	Cl.
0	Derek Simpson	G	6-3	165	So.
2	Noah Fernandes	G	5-11	180	Grad.
5	Aundre Hyatt	F	6-6	235	Sr.
11	Clifford Omoruyi	C	6-11	240	Sr.
13	Antwone Woolfolk	F	6-9	225	So.

NOVEMBER

Oct. 29	Alabama (Exh.)	W, 88-80
6	Elon	W, 101-78
10	at Georgia	L, 80-77
16	Utah^	L, 77-70
17	Towson^	W, 71-61
19	LSU^	L, 86-80
24	Charleston Southern	W, 71-56
29	Florida	W, 82-71

DECEMBER

6	Rutgers	6 p.m.
9	NJIT	8 p.m.
18	Delaware State	7 p.m.
21	Presbyterian College	3 p.m.
30	Virginia Tech*	2 p.m.

JANUARY

2	at Boston College*	7 p.m.
6	Miami*	2:15 p.m.
9	at Florida State*	7 p.m.
13	Virginia*	2 p.m.
16	at NC State*	7 p.m.
20	Louisville*	TBA
22	at North Carolina*	7 p.m.
31	at Pitt*	7 p.m.

FEBRUARY

3	Syracuse*	7:45 p.m.
6	at Georgia Tech*	7 p.m.
10	NC State*	4 p.m.
12	at Duke*	7 p.m.
17	at Virginia*	12 p.m.
20	Pitt*	9 p.m.
24	Duke*	2/4 p.m.
27	at Notre Dame*	9 p.m.

MARCH

2	at Virginia Tech*	5:30 p.m.
5	Georgia Tech	9 p.m.
9	Clemson	6 p.m.

^ - Charleston Classic

+ - ACC/SEC Challenge

* - ACC Game

! - ACC Tournament

WAKE FOREST MOST RECENT STARTERS

#	Name	Pos.	Ht.	Wt.	Cl.	Min./G	Pts./G	Notes
0	Boopie Miller	G	6-0	185	R-So.	30.3	16.4	10th in ACC in steals, averaging 1.57 per game
2	Cameron Hildreth	G	6-4	200	Jr.	36.7	17.9	Leads league in minutes per game
23	Hunter Sallis	G	6-5	185	Jr.	35.3	19.1	5th in ACC in scoring, second min minutes per game
11	Andrew Carr	F	6-10	225	Sr.	34.1	16.0	Ranks 3rd in the ACC with 2.4 blocks per game
25	Zach Keller	F	6-10	225	So.	16.5	2.7	Made first start of the season against Utah

QUICK FACTS

UNIVERSITY QUICK FACTS

Location	Winston-Salem, NC 27109
Founded	1834 in Wake Forest, NC
Enrollment	5,033 undergraduate
Affiliation	NCAA Division I
Conference	Atlantic Coast
Colors	Old Gold & Black
President	Dr. Susan R. Wente
Faculty Athletic Rep.	Dr. Peter Brubaker
Athletic Director	John Currie
Athletic Department Phone	(336) 758-4620
Ticket Office Phone	(888) 758-DEAC

ARENA INFORMATION

Arena	Lawrence Joel Veterans Memorial Coliseum
Capacity	14,665
Opened	1989-90
Record in Facility	379-129

PROGRAM HISTORY

Years of Basketball	116th
First Season of Basketball	1906
All-Time Head Coaches	23
All-Time Record	1,599-1,283
Winning Seasons	68
20+ Win Seasons	22
All-Time ACC Record	468-570
ACC Championships	4 (1961, '62, '95, '96)
Winning ACC Seasons	25
NCAA Tournament Appearances (Last)	23 (2017)
NCAA Tournament Record	28-23
NCAA Sweet 16's	10
NCAA Elite Eight	7
NCAA Final Four	1 (1962)
NIT Appearances (Last)	7 (2022)
NIT Record	12-6
NIT Championships	1 (2000)

COACHING STAFF

Head Coach	Steve Forbes
Alma Mater, Year	Southern Arkansas '88
Record at Wake Forest	50-40
Record Overall	348-145
Assistant Coach	Matt Woodley
Years at WFU/Alma Mater	4th/Drake '00
Assistant Coach	B.J. McKie
Years at WFU/Alma Mater	4th/South Carolina '99
Assistant Coach	Jason Shay
Years at WFU/Alma Mater	3rd/Iowa '95
Assistant Coach	Demetris Nichols
Years at WFU/Alma Mater	1st/Syracuse '07
Assistant Coach	Antanas Kavaliauskas
Years at WFU/Alma Mater	4th/Texas A&M '07
Dir. of Basketball Operations	Frank Davis
Years at WFU/Alma Mater	4th/Tennessee Tech '10
Director of Athletic Performance	Mike Starke
Director of Player Relations	Darnell Harris
General Manager	Mike Muse
Video Coordinator	Chris Forbes
Sports Medicine	Mark Armour
Equipment Manager	Tyler Shore
Basketball Office Phone	(336) 758-5622

TEAM INFORMATION

2022-23 Overall Record	19-14
Home / Away / Neutral	13-3/4-8/2-3
2022-23 ACC Record / Finish	10-10/9th
Overall Letterwinners Returning/Lost	6/2

TEAM STORYLINES



KEY RETURNERS

Damari Monsanto (missed last 5 games of the 2022-23 season; will likely return in January '24)

Led the Deacs with a 40.5 three-point field goal shooting percentage, which ranked second in the ACC.

His 87 three-pointers is the sixth-best mark in program history in just 27 games played. Additionally, his 3.22 threes per game led the ACC.

Knocked down eight triples for a career-high 28 points in the 81-64 victory at Notre Dame.

Cameron Hildreth**THIS SEASON**

9th in ACC in scoring (17.86 ppg) 8th in FG percentage (.524) 5th in FT percentage (90.6) first in mpg (36.7) only ACC player so far to make 13 FG in a game (Elon 11/6)

LAST SEASON

Ranked third on the team in points (12.2) and second on the team in rebounds (5.2), assists (2.9), steals (1.3) and minutes (31.7) last season and recorded his first career triple-double in the win against Hampton with 14 points, 11 rebounds and 10 assists.

Andrew Carr**THIS SEASON**

8th in ACC in rebounding (7.57 pg) 3rd in blocked shots (17 total, 2.43pg) 6th in off. rebounds (2.57 pg) 6th in mpg (34.06)

LAST SEASON

Started all 33 games and finished fourth on the team with 10.8 points per game last season. Also led the team in rebounds per game (6.2), total blocks (31) and field-goal percentage (49.4, minimum 100 attempts).

Matthew Marsh**LAST SEASON**

Made a huge step forward in his sophomore campaign, averaging 6.1 points and 4.2 rebounds across 30 appearances (16 starts) and shot a very efficient 88.3 percent (83-for-94) from the floor, including a stretch of 23-consecutive made baskets (Jan. 28-Feb. 18).

IMPACT FRESHMEN

Parker Friedrichsen | Shooting Guard | 6-3 | 195 lbs | Bixby High School | Bixby, Okla.

4-star prospect according to 247Sports and ESPN

No. 2 ranked player in the state of Oklahoma

Top 35 shooting guard nationally by Rivals, On3, 247sports and ESPN

Top 125 player nationally by Rivals, On3 and 247sports

Averaged 30.1 ppg, 10.2 rpg, 5.8 apg, 3.2 spg in his senior season at Bixby

Shot 84 percent from the free throw line and 40 percent from three-point range

Scored 2,149 career points at Bixby High school (all-time leading scorer) and 276 career three-pointers

Earned Oklahoma Coaches Association All-State honors his junior and senior seasons

Was the Frontier Valley Conference Player of the Year

Won State Farm High School 3-Point Contest at the Final Four

Marqus Mitrovic Marion | Forward | 6-8 | 210 lbs | BMS Herlev | Skovlunde, Denmark

3-star prospect, top player from Denmark and Top 50 power forward according to 247Sports

4-star prospect and Top 100 player according to On3

Has played in Denmark's top division for BMS Herlev since 2020

Made his debut on the Danish Men's National Team in a European Championship qualifier in February 2023

Was the Danish team's top scorer at the U18s FIBA Division B European Championship in the summer of 2022 with 16.1 points per game

Earned the Silver medal with the Danish U18 team at the 2022 European Championship

Earned the Silver medal with the U18 team at the 2022 Nordic Championship

Aaron Clark | Shooting Guard | 6-6 | 193 lbs | Brewster Academy | Easton, Penn.

4-star according to Rivals, 247sports, ESPN, and On3

Ranked 91 nationally by Rivals and 102 by On3

19th ranked shooting guard by Rivals

Team won the NEPSAC Class AAA Championship and advanced to the Elite 8 of the National Prep Championship in 2022

Made his national debut on the FIBA U-19 World Cup Team in the summer of 2021 and averaged 14.4 points, 3.1 rebounds and 3.7 assists per game

TEAM STORYLINES



PORTAL POWER

Hunter Sallis | Guard | 6-5 | 185 lbs | Gonzaga | Omaha, Neb.

THIS SEASON FOR WAKE

5th in ACC in scoring (19.14 ppg) 11th in FG percentage (.500) 4th in 3pt FG percentage (.442) 6th in 3pt fg made (2.71 pg) 2nd in mpg (35.27)

AT GONZAGA

During his sophomore season, Hunter played in 37 games for the Zags and logged a career-high 619 minutes during the 2022-23 season.

The Omaha native dished out 50 total assists, including a career-high seven assists against Portland.

He increased his average points scored to 4.5 points per game, along with his average rebounds grabbed to 2.2 rebounds per game.

Ended the season shooting 46.6 percent from the field and 78.0 percent from the free throw line.

Out of high school, Sallis was named a McDonald's All-American as the sixth-ranked recruit in the 2021 Class on 247 Sports.

He finished his high school career with 1,819 points, the third-most in Class A history.

He was the first five-star basketball recruit in Nebraska history.

Boopie Miller | Guard | 6-0 | 175 lbs | Central Michigan | Chicago, Ill.

THIS SEASON FOR WAKE

12th in ACC in scoring (16.43 ppg) 10th in steals (1.57 pg)

AT CENTRAL MICHIGAN

In his two-year career at Central Michigan, Miller played in 34 games with 32 starts, averaged 13.8 points, 4.7 assists, and 3.4 rebounds per game.

He averaged 33.2 minutes played per game, shot 43.4 percent (171-394) from the floor, 36.1 percent (35-97) from three-point range and 77.8 percent (91-117) on free throws.

At the beginning of the 2022-23 season, the Chicago native earned Preseason Second Team All-MAC honors.

He only played in four of 31 games due to injury, but averaged 18.5 points, 3.8 rebounds, and 5.3 assists per game.

As a freshman in 2021-22, Miller earned All-MAC Honorable Mention honors and was named to the MAC All-Freshman team.

In his first collegiate season, he led the Chippewas in scoring (13.1 points per game), assists (139), steals (34), and minutes per game (32.9).

Abramo Canka | Guard | 6-6 | 200 lbs | UCLA | Genoa, Italy

As a freshman last season, Canka appeared in 22 games for the Bruins.

He shot 44.4 percent from the field (12-for-27) and 50.0 percent from 3-point territory (5-for-10).

Early in the winter, Canka scored a season-high six points during a home victory against Pepperdine (Nov. 23), making both of his tries from three-point territory.

He also recorded five points in two other outings, happening against Norfolk State (Nov. 14) and Northwestern (March 18) in the NCAA Tournament.

Canka opened the New Year by totaling a season-high four rebounds in a win at Washington (Jan. 1).

A native of Genoa, Italy, Canka attended Istituto Paritario "G. Papi" and ITIS Biagio Pascal Roma in his home country during his prep career.

He went on to compete with the Italian National Team at various age levels, playing for Italy at the FIBA Under 20 European Championships during the 2022 summer.

Canka averaged 9.4 points, 2.1 rebounds and 1.4 assists in seven games while shooting 45.6 percent from the field.

Efton Reid | Center | 7-0 | 240 lbs | Gonzaga/LSU | Richmond, Va.

During his sophomore season in 2022-23, Reid saw action in 25 games for the Zags.

Scored a season-high 16 points in 19 minutes against Eastern Oregon.

Shot 62.2 percent from the field this season, which was the third-highest percentage on the team.

Averaged 2.1 points and 1.1 rebounds in 4.6 minutes per game

Grabbed a season-high eight rebounds, including three offensive rebounds, in his first game with Gonzaga against North Florida in November.

Was a five-star recruit out of IMG

The No. 24 recruit nationally and the No. 3 rated center

He averaged 16 points and 11 rebounds as IMG put together a 25-0 regular season record

Prior to IMG, Reid played at Steward High in Richmond and averaged 19 points, 12 rebounds and two blocks as a junior, which earned him Division II first team all-state honors

FORBES ERA
RECORD WHEN...

SINCE NOV. 2020

Home.....	38-11
Road.....	10-25
Neutral.....	5-8
Ranked Opponent (either AP or Coaches).....	2-11
Unranked Opponent.....	51-31
Leads at halftime.....	41-12
Trails at halftime.....	9-32
Tied at halftime.....	2-0
Goes into overtime.....	4-4
Leads by 10 or more points.....	45-7
Trails by 10 or more points.....	5-36
Shoots 50% or better.....	23-7
Shoots less than 50%.....	15-10
Shoots less than 45%.....	11-12
Shoots less than 40%.....	5-16
Opponent shoots 50% or better.....	5-27
Opponent shoots less than 50%.....	8-9
Opponent shoots less than 45%.....	10-7
Opponent shoots less than 40%.....	27-2
Has higher FG% than opponent.....	43-5
Has lower FG% than opponent.....	10-39
Has same FG% as opponent.....	0-0
Outrebounds its opponent.....	33-17
Outrebounded by opponent.....	17-24
Has same rebounds as opponent.....	2-3
Has more off rebounds than opponent.....	21-22
Has fewer off rebounds than opponent.....	31-14
Has same off rebounds as opponent.....	1-8
Has fewer turnovers than opponent.....	27-11
Has more turnovers than opponent.....	20-30
Has same turnovers as opponent.....	6-3
Has fewer than 10 turnovers.....	9-10
Opponent has fewer than 10 turnovers.....	4-14
Shoots more FTs than opponent.....	37-13
Shoots fewer FTs than opponent.....	13-29
Shoots the same FTs as opponent.....	3-2
Game decided by 10 points or less or OT.....	16-13
Game decided by 5 points or less or OT.....	11-12
Scores <60 points.....	0-8
Scores 60-69 points.....	8-16
Scores 70-79 points.....	19-16
Scores 80-89 points.....	14-4
Scores 90+ points.....	15-0
Allows <60 points.....	11-0
Allows 60-69 points.....	15-3
Allows 70-79 points.....	26-23
Allows 80-89 points.....	1-13
Allows 90+ points.....	0-5
Wins the tip.....	32-20
Loses the tip.....	21-25
White uniforms.....	37-13
Black uniforms.....	13-29
Gold Uniforms.....	1-0

FORBES ERA FIRSTS

SINCE NOV. 2020

2021-22 season -

First Road ACC Wins at ...

Virginia since Feb. 6, 2010.

Georgia Tech since Feb. 22, 2004.

Florida State since Feb. 14, 2008.

With its wins at UVA and GT in back-to-back road contests, Wake Forest secured its first two-straight road win streak in league play since the 2008-09 season.

The Deacs won both their conference home and road opener for the first time since the 2008-09 campaign.

Wake Forest won three games in overtime (Oregon State, Northwestern, Syracuse) for the first time since winning five OT contests during the 2009-10 season.

With its 98-76 win over North Carolina inside Joel Coliseum on Jan. 22, Wake Forest won its second-straight home game over the Tar Heels for the first time since 2002 (90-66, 2/6/2002) and 2003 (75-60, 3/5/2003).

Additionally, the 22-point victory (98-76) over the Tar Heels in January marked Wake Forest's biggest win over UNC since Feb. 6, 2002.

Wake Forest's 98 points were the second-most points the program has ever scored against North Carolina, behind only the 1964-65 team's 107-85 victory (1/6/1965).

When the Deacs defeated Boston College on Jan. 24, Wake Forest clinched its first four-game winning streak in regular season ACC play since the 2009-10 season.

The Deacs' 30-point margin-of-victory (87-57) over the Eagles was the program's largest over Boston College and the largest over an ACC opponent since the team defeated NC State 88-58 on February 2, 2017.

Prior to setting multiple records in conference play, Wake Forest recorded its most non-conference wins since the 2013-14 season (10).

Wake Forest reached 20 overall wins for the first time since the 2009-10 season (20-11) and 10 conference wins since the 2008-09 season (11-5).

Additionally, the Demon Deacons became the first ACC team to reach 20 overall and 10 conference wins last season.

The Deacs' five ACC road wins last season were the most since 2004-05.

2022-23 season -

First win over Duke since Feb. 2020

With the win over Virginia Tech on Dec. 31, 2022, Wake Forest started 2023 an astounding 26-2 inside Joel Coliseum since the start of the 2021-22 season.

Wake Forest has now won 13-straight games inside Joel Coliseum, which is tied for the longest streak since the Deacs won 13 in a row from March 10, 2013 to Jan. 25, 2014.

The 80-72 win over Louisville Jan. 7 marked the first time Wake Forest has won a game inside the KFC Yum! Center.

The 87-77 win over No. 19 Clemson was the Demon Deacons' second win over a Top-25 team this season. It is the first such feat for the program since the 2013-14 campaign.

Wake Forest has now started 10-0 at home for the second season in a row, marking the first time Wake has had back-to-back 10-0 home starts in program history.

Wake Forest has defeated North Carolina in three consecutive home games for the first time since the 1960s.

Wake Forest advanced to the Quarterfinals of the ACC Tournament for the first time since 2009.



FORBES IN THE ACC

Boston College: 3-1
0-1 in ACC Tournament
Home: 1-1
Away: 2-0

Clemson: 1-3
Home: 1-1
Away: 0-2

Duke: 1-5
Home: 1-2
Away: 0-3

Florida State: 3-1
Home: 2-0
Away: 1-1

Georgia Tech: 2-2
Home: 1-1
Away: 1-1

Louisville: 2-2
Home: 1-1
Away: 1-1

Miami: 1-3
0-1 in ACC Tournament
Home: 1-1
Away: 0-2

North Carolina: 2-2
Home: 2-0
Away: 0-2

NC State: 2-4
Home: 1-2
Away: 1-2

Notre Dame: 3-1
0-1 in ACC Tournament
Home: 1-0
Away: 2-1

Pitt: 2-2
Home: 2-0
Away: 0-2

Syracuse: 2-2
1-0 in ACC Tournament
Home: 1-0
Away: 0-2

Virginia: 1-2
Home: 0-1
Away: 1-1

Virginia Tech: 2-2
Home: 1-1
Away: 1-1

2023-24 PHOTO ROSTER



KEVIN MILLER
R-So. / 6-0 / 175 / G
Chicago, Ill.
Victory Rock Prep
(Central Michigan)

0



MARQUS MARION
Fr. / 6-8 / 210 / F
Skovlunde, Denmark
BMS Herlev

1



CAMERON HILDRETH
Jr. / 6-4 / 195 / G
Worthing, England
Surry Scorchers
(Worthing Thunder)

2



EFTON REID III
Jr. / 7-0 / 240 / F/C
Richmond, Va.
IMG Academy
(Gonzaga)

4



ABRAMO CANKA
So. / 6-6 / 200 / G
Genoa, Italy
Istituto Paritario
(UCLA)

10



ANDREW CARR
Sr. / 6-10 / 220 / F
Westchester, Pa.
West Chester East
(Delaware)

11




AARON CLARK
Fr. / 6-6 / 195 / G
Easton, Pa.
Brewster Academy

13




PARKER FRIEDRICHSEN
Fr. / 6-3 / 195 / G
Bixby, Okla.
Bixby High

20




HUNTER SALLIS
Jr. / 6-5 / 185 / G
Omaha, Ne.
Millard North
(Gonzaga)

23



ZACH KELLER
So. / 6-10 / 228 / F
Highlands Ranch, Colo.
Thunderridge

25



DAMARI MONSANTO
R-Sr. / 6-6 / 225 / G
Pembroke Pines, Fla.
Western High School
(ETSU)

30



JAO ITUKA
Jr. / 6-1 / 196 / G
Gaithersburg, Md.
Gaithersburg
(Marist)

31



MATTHEW MARSH
Jr. / 7-1 / 1250 / C
Cornwall, England
Asvel Lyon-Villeurbanne
(FC Barcelona)

33



RJ KENNAH
Jr. / 6-5 / 195 / G
Parker, Colo.
Kent Denver High School

40




VINCENT RICCHIUTI
Fr. / 6-6 / 195 / F
San Diego, Calif.
St. Augustine High School

45



KEVIN DUNN
Jr. / 6-2 / 205 / G
Winston-Salem, N.C.
Choate Rosemary Hall

51



WILL UNDERWOOD
Fr. / 6-3 / 180 / G
Mahtomedi, Minn.
Mahtomedi High School

52



OWEN KMETZ
So. / 6-6 / 180 / F
Chicago, Ill.
La Lumiere High School

55



STEVE FORBES
Head Coach
4th Season
Southern Arkansas '88



BJ MCKIE
Assistant Coach
4th Season
South Carolina '99



MATT WOODLEY
Assistant Coach
4th Season
Drake '00



JASON SHAY
Assistant Coach
2nd Season
Iowa '95



DEMETRIS NICHOLS
Assistant Coach
1st Season
Syracuse '07



ANTANAS KAVALIAUSKAS
Assistant Coach
1st Season
Texas A&M '07

2023-24 ROSTER & BREAKDOWN

ROSTER BREAKDOWN

BY CLASS

Seniors (2)

Andrew Carr
Damari Monsanto

Juniors (7)

Cameron Hildreth
Matthew Marsh
Jao Ituka
Hunter Sallis
Efton Reid
Kevin Dunn
Rj Kennah

Sophomores (4)

Zach Keller
Boopie Miller
Abramo Canka
Owen Kmety

Freshmen (5)

Marqus Marion
Aaron Clark
Parker Friedrichsen
Vincent Ricchiuti
Will Underwood

BY STATE/COUNTRY

Virginia (1)

Efton Reid

Oklahoma (1)

Parker Friedrichsen

North Carolina (1)

Kevin Dunn

England (2)

Cameron Hildreth
Matthew Marsh

Colorado (2)

Zach Keller
Rj Kennah

Nebraska (1)

Hunter Sallis

Pennsylvania (2)

Andrew Carr
Aaron Clark

Minnesota (1)

Will Underwood

Illinois (2)

Owen Kmety
Boopie Miller

Italy (1)

Abramo Canka

Denmark (1)

Marqus Marion

Florida (1)

Damari Monsanto

Maryland (1)

Jao Ituka

California (1)

Vincent Ricchiuti

NUMERICAL ROSTER

No.	Name	Pos.	Ht.	Wt.	Yr.	Hometown	Previous School
0	Boopie Miller	G	6-0	175	R-So.	Chicago, Illinois	Central Michigan
1	Marqus Marion	F	6-8	210	Fr.	Skovlunde, Denmark	
2	Cameron Hildreth	G	6-4	195	Jr.	Worthing, England	
4	Efton Reid	C	7-0	240	Jr.	Richmond, Virginia	Gonzaga
10	Abramo Canka	G	6-6	200	So.	Genoa, Italy	UCLA
11	Andrew Carr	F	6-10	225	Sr.	Westchester, Pa.	Delaware
13	Aaron Clark	G	6-6	195	Fr.	Easton, Pa.	
20	Parker Friedrichsen	G	6-3	195	Fr.	Bixby, Okla.	
23	Hunter Sallis	G	6-5	185	Jr.	Omaha, Neb.	Gonzaga
25	Zach Keller	F	6-10	225	So.	Highlands, Ranch, Co.	
30	Damari Monsanto	G	6-6	225	R-Sr.	Pembroke Pines, Fla.	ETSU
31	Jao Ituka	G	6-1	200	Jr.	Gaithersburg, Md.	Marist
33	Matthew Marsh	C	7-1	250	Jr.	Cornwall, England	
40	Rj Kennah	G	6-5	195	Jr.	Parker, Co.	
45	Vincent Ricchiuti	F	6-6	195	Fr.	San Diego, Calif.	
51	Kevin Dunn	G	6-2	200	Jr.	Winston-Salem, N.C.	
52	Will Underwood	G	6-3	180	Fr.	Mahtomedi, Minn.	
55	Owen Kmety	F	6-6	180	So.	Chicago, Ill.	

ALPHABETICAL ROSTER

No.	Name	Pos.	Ht.	Wt.	Yr.	Hometown	Previous School
10	Abramo Canka	G	6-6	200	So.	Genoa, Italy	UCLA
11	Andrew Carr	F	6-10	225	Sr.	Westchester, Pa.	Delaware
13	Aaron Clark	G	6-6	195	Fr.	Easton, Pa.	
51	Kevin Dunn	G	6-2	200	Jr.	Winston-Salem, N.C.	
20	Parker Friedrichsen	G	6-3	195	Fr.	Bixby, Okla.	
2	Cameron Hildreth	G	6-4	195	Jr.	Worthing, England	
31	Jao Ituka	G	6-1	200	Jr.	Gaithersburg, Md.	Marist
25	Zach Keller	F	6-10	225	So.	Highlands, Ranch, Co.	
40	Rj Kennah	G	6-5	195	Jr.	Parker, Co.	
55	Owen Kmety	F	6-6	180	So.	Chicago, Ill.	
1	Marqus Marion	F	6-8	210	Fr.	Skovlunde, Denmark	
33	Matthew Marsh	C	7-1	250	Jr.	Cornwall, England	
0	Boopie Miller	G	6-0	175	R-So.	Chicago, Illinois	Central Michigan
30	Damari Monsanto	G	6-6	225	R-Sr.	Pembroke Pines, Fla.	ETSU
4	Efton Reid	C	7-0	240	Jr.	Richmond, Virginia	Gonzaga
45	Vincent Ricchiuti	F	6-6	195	Fr.	San Diego, Calif.	
23	Hunter Sallis	G	6-5	185	Jr.	Omaha, Neb.	Gonzaga
52	Will Underwood	G	6-3	180	Fr.	Mahtomedi, Minn.	

COACHING & SUPPORT STAFF

Head Coach	Steve Forbes	4th Season/Southern Arkansas '88
Assistant Coach	B.J. McKie	4th Season/South Carolina '99
Assistant Coach	Jason Shay	3rd Season/Iowa '95
Assistant Coach	Matt Woodley	4th Season/Drake '00
Assistant Coach	Demetris Nichols	1st Season/Syracuse '07
Assistant Coach	Antanas Kavaliauskas	4th Season/Texas A&M '07
Director of Basketball Operations	Frank Davis	4th Season/Tennessee Tech '10
General Manager	Mike Muse	2nd Season/App State '85
Director of Sports Performance	Mike Starke	4th Season/Concordia College '13
Director of Player Relations	Darnell Harris	1st Season/Middle Tennessee '16
Video Coordinator	Chris Forbes	4th Season/East Tennessee St. '18
Student Athlete Services	Jane Caldwell	26th Season/UNC Greensboro
Sports Medicine	Mark Armour	3rd Season/Southeastern Louisiana '07
Equipment	Tyler Shore	4th Season/Western Carolina '08
Communications	Lucy Berres	4th Season/Illinois State '16

PRONUNCIATION GUIDE

Jao Ituka	Jow EE-too-Kuh
Damari Monsanto	Mon-san-toe
Hunter Sallis	Sal-iss
Marqus Marion	Marcus
Parker Friedrichsen	Fred-Rick-Sen
Abramo Canka	Zahn-Kah

THE LAST TIME WAKE FOREST...

WAKE INDIVIDUALS...

- Scored 30 points: Cameron Hildreth (33) vs. Elon (11/6/23)
- Scored 35 points: Tyree Appleby (35) vs. North Carolina (2/7/23)
- Scored 40 points: Randolph Childress (40), vs. Duke (3/10/95) ACCT
- Two players with 20 points: Hunter Sallis (24) & Kevin Miller (22) vs. Florida (11/29/23)
- Two players with 25 points: Davien Williamson (27) & Isaiah Mucius (27) at N. Carolina (1/20/21)
- Three players with 20 points: Cameron Hildreth (23), Andrew Carr (22) & Damari Monsanto (22), vs. Florida State (1/11/23)
- 20-point game off the bench: Damari Monsanto (22), at Rutgers (12/17/22)
- A player with back-to-back 30-point games: Alondes Williams, 36 vs. VMI (12/14/21); 34 vs. Charlotte (12/17/21)
- One player scored in double figures: at Virginia Tech (2/27/21)
- No players scored in double figures: at Georgia Tech (1/19/11)
- Five players scored in double figures: vs. Syracuse (3/8/23)
- All five starters scored in double figures: vs. Syracuse (3/8/23)
- Six players scored in double figures: at Miami (2/18/23)
- Had 15 rebounds: Alondes Williams (15) vs. USC Upstate (12/11/21)
- Had 20 rebounds: Devin Thomas (21) at NC State (2/13/16)
- Had 25 rebounds: Dickie Hemric (36) vs. Clemson (2/4/55)
- Two players with 10 rebounds: Andrew Carr (11) & Cameron Hildreth (10) vs. Clemson (1/17/23)
- Two players with 15 rebounds: Devin Thomas (17) and Dinos Mitoglou (16) vs. UMBC (11/13/15)
- Double-Double: Andrew Carr (12 points, 10 rebounds) vs. Charleston Southern (11/24/23)
- Two players had a double-double: Bobi Klintman (17 pts, 11 rebounds) and Tyree Appleby (15 pts, 12 asts) vs. Syracuse (3/8/23)
- Three players had a double-double: Al-Farouq Aminu (13 pts, 12 rebs), James Johnson (14 pts, 14 rebs) & L.D. Williams (15 pts, 10 rebs) vs. Baylor (11/30/08)
- Double-Double with points and assists: Tyree Appleby (15 pts, 12 assists) vs. Syracuse (3/8/23)
- Four Double-Doubles in a row: Doral Moore (4 games), Feb. 7-17, 2018
- Triple-Double: Cameron Hildreth (14 points, 11 rebounds, 10 assists) vs. Hampton (11/26/22)
- 20 points and 20 rebounds: Eric Williams (22 pts, 20 rebs) at Clemson (1/11/06)
- 10 assists: Tyree Appleby (12) vs. Syracuse (3/8/23)
- 5 Blocked Shots: Olivier Sarr (5), at Charlotte (11/17/19)
- 5 Steals: Tyree Appleby (5) vs. Clemson (1/17/23)
- Led WF in Points, Rebounds and Assists: Tyree Appleby, vs. North Carolina (2/7/23)
- Led WF in Points, Rebounds, Assists, Steals and Blocks: Jake LaRavia vs. Boston College (3/10/22)ACCT
- Hit a last second shot to win a game (1.0 or later): Davien Williamson, vs. Syracuse (3/8/23), hit three with 0.5 seconds left in regulation in to win 77-74
- Played the entire game: Cameron Hildreth, vs. Florida (11/29/23)
- Played 40 or more minutes: Cameron Hildreth, 40 vs. Florida (11/29/23)

WAKE TEAM...

- Won in Overtime: Nov. 15, 2022, Won 68-65 in OT vs. Utah Valley
- Lost in Overtime: Nov. 19, 2023, Lost 80-86 in OT vs. LSU
- Played Two Overtimes: Feb. 25, 2020, Won 113-101 in 2OT vs. Duke
- Played Three Overtimes: Dec. 20, 2003, Won 119-114 in 3OT at North Carolina
- Shot 70 percent for a Half: 77.8% (21-27), vs. South Carolina State (11/23/22), 2nd half
- Shot 60 percent in a Game: 67.9% (36-53) vs. South Carolina State (11/23/22)
- Shot less than 30 percent in a Game: 27.3% (15-55), at Virginia Tech (2/27/21)
- Shot 90 percent from the free throw line: 90.5% (19-21) vs. Elon (11/6/23)
- Shot 50 percent from 3-point line: 53.8% (14-26) vs. Florida State (1/11/23)
- Shot less than 30 percent in a half: 29.0% (9-31) vs. Notre Dame (2/25/23) 2nd half
- Shot less than 20 percent in a half: 19.0% (4-21), at Georgia Tech (1/19/11)
- Shot 55 percent or better and lost: 55.2% (32-58) at Miami (2/18/23)
- Attempted 50 FTs: 50, vs. Duke (2/25/20)
- Made 30 FTs: 33 (of 42), vs. North Carolina (2/7/23)
- Made 10+ 3-pt FGs: 10, vs. Utah (11/16/23)
- Failed to make a 3-pt FG: at NC State (2/20/10)
- Had 50 rebounds: 53, vs. Florida State (1/4/22)
- Had 25 assists: 28, at East Carolina (12/22/08)
- Had 15+ steals: 20, vs. Delaware State (11/25/20)
- Had 10 blocks: 10, at Charlotte (11/17/19)
- Scored 50 pts in a half: 50, vs. Florida (11/29/23), 2nd half
- Scored 60 pts in a half: 60, vs. NC State (3/2/22), 2nd half
- Scored 100 pts (ACC): 101, vs. NC State (3/2/22)
- Scored 100 pts (non-conf): 101, vs. Elon (11/6/23)
- Scored under 20 pts in 1st half: 15, Clemson (2/24/21)
- Scored under 20 pts in 2nd half: 19, at Clemson (2/3/19)
- Scored under 50 pts in a game: 46, at Virginia Tech (2/27/21)
- Never trailed: at Boston College (1/14/22)

THE LAST TIME AN OPPONENT...

OPPONENT INDIVIDUALS...

- Scored 30 points: Branden Carlson (31), vs. Utah (11/16/23)
- Scored 35 points: KJ Williams (35), vs. LSU (12/10/22)
- Scored 40 points: J.R. Reynolds (40), at Virginia (1/21/07)
- Two players with 20 points: Jarkel Joiner (29) and D.J. Burns, Jr. (21), at NC State (2/22/23)
- Two players with 25 points: Cole Anthony (28) and Garrison Brooks (25), at North Carolina (3/3/20)
- Three players with 20 points: Martin Geben (22), Matt Farrell (21) & TJ Gibbs (20), Notre Dame (2/24/18)
- 20-point game off the bench: Chance Stephens (23), vs. Loyola Marymount (11/20/22)
- One player scored in double figures: vs. La Salle (11/18/22)
- No players scored in double figures: at Richmond (12/22/05)
- Five players scored in double figures: at Georgia (11/10/23)
- All five starters scored in double figures: at Georgia (11/10/23)
- Six players scored in double figures: vs. South Carolina State (11/23/22)
- Had 15 rebounds: Jesse Edwards (20), at Syracuse (3/4/23)
- Had 20 rebounds: Jesse Edwards (20), at Syracuse (3/4/23)
- Had 25 rebounds: Len Elmore (26), at Maryland (2/27/74)
- Two players with 10 rebounds: Benny Williams (11) & Jesse Edwards (10), vs. Syracuse (3/8/23)
- Double-Double: Tajé Kelly (12 pts, 11 rebs), vs. Charleston Southern (11/24/23)
- Two players had a double-double: Jesse Edwards (12 pts, 10 rebs) & Benny Williams (18 pts, 11 rebs), vs. Syracuse (3/8/23)
- Three players had a double-double: Raymond Felton (22 pts, 11 assts), Sean May (15 pts, 11 rebs) & Jawad Williams (17 pts, 12 rebs), at North Carolina (12/20/03)
- Double-Double with points and assists: Prentiss Hubb (10 pts, 10 assts), at Notre Dame (2/2/21)
- Triple-Double: Tu Holloway (14 pts, 10 rebs, 14 assts), at Xavier (12/18/10)
- 20 points and 20 rebounds: Jesse Edwards (27 pts, 20 rebs), at Syracuse (3/4/23)
- 10 assists: Prentiss Hubb (10), at Notre Dame (2/2/21)
- 5 Blocked Shots: Branden Carlson (5), vs. Utah (11/16/23)
- 5 Steals: Benny Williams (5), vs. Syracuse (3/8/23)
- Led Opponent in Points, Rebounds and Assists: Jahmir Young vs. Charlotte (12/17/21)
- Hit a last second shot to win a game: Mark Williams, at Duke (2/15/22), put back dunk with 0.4 seconds left to win 76-74

OPPONENT TEAM...

- Shot 70 percent for a Half: 70.0% (14-20), at Clemson (12/2/22)
- Shot 60 percent in a Game: 61.5 (32-52), at Miami (1/1/22)
- Shot less than 30 percent in a Game: 24.2 (15-62), vs. Florida State (1/4/22)
- Shot 90 percent from the free throw line: 100% (8-8), vs. Georgia Tech (2/11/23)
- Shot 50 percent from 3-point line: 58.8 (10-17), vs. Syracuse (3/8/23)
- Shot less than 30 percent in a half: 26.9% (7-26) vs. Charleston Southern (11/24/23) 2nd half
- Shot less than 20 percent in a half: 16.7% (4-24), Pitt (2/22/17), 2nd half
- Shot 55 percent or better and lost: 60.0% (24-40), Richmond (12/22/06)
- Attempted 50 FTs: 50, Boston College (2/8/06)
- Made 30 FTs: 31 (of 34), Duke (2/25/20)
- Made 10 3-pt FGs: 10, vs. Elon (11/6/23)
- Failed to make a 3-pt FG: Virginia (1/31/04)
- Had 50 rebounds: 50, North Carolina (2/7/23)
- Had 25 assists: 27, at Maryland (2/5/11)
- Had 15 steals: 15, at Florida State (2/5/22)
- Had 10 blocks: 11, vs. NC State (1/28/23)
- Scored 50 pts in a half: 55, vs. Elon (11/6/23), 1st half
- Scored 60 pts in a half: 60, North Carolina (2/7/23), 2nd half
- Scored 70 pts in a half: 74, at NC State (3/5/83), 2nd half
- Scored 100 pts (ACC): 101, Duke (2/25/20)
- Scored 100 pts (non-conf): 111, West Virginia (3/19/05) NCAA
- Scored under 20 pts in 1st half: 18, vs USC Upstate (12/11/21)
- Scored under 20 pts in 2nd half: 17, at East Carolina (12/22/08)
- Scored under 50 pts in a game: 44, Clemson (2/1/20)

BY THE NUMBERS

2.43 Senior forward Andrew Carr ranks 20th in the nation and third in the ACC with 2.43 blocks per game so far to open the season (17 total). He has recorded multiple blocks in six of Wake Forest's first seven games. He is also two blocks away from 100 in his career. Last season, he led the team with 31.

79.7 Over the first seven games of the season, Wake Forest has shot 110-of-138 (.797) from the free throw line, which ranks ninth in the nation and third in the ACC, including a 19-for-21 (.905 percent) clip against Elon (11/6). Individually, Cameron Hildreth is 29-for-32 (.906) and Hunter Sallis is 27-of-33 (.818), ranking fifth and 15th in the ACC, respectively.

34 Since the start of the 2021-22 season, the Demon Deacons have accumulated 34 wins inside LJV Coliseum to just five losses. The Deacs were the first ACC team to reach that mark across the two seasons. During that span, Wake Forest went on a 15-game home winning streak, which was the longest for the program since 2004-05 and 2005-06 seasons.

16.0 The Demon Deacons are the only team in the nation with four players averaging at least 16.0 points per game with Hunter Sallis (19.1), Cameron Hildreth (17.9), Kevin Miller (16.4) and Andrew Carr (16.0). Additionally, at least one player has scored 20-or-more points in every game so far this season. All four of the aforementioned players have done it at least twice.

68.1 Coach Forbes holds a career win percentage of 68.1 in over eight seasons as a Division I head coach, seven of those eight seasons were winning seasons.

ON THIS DAY...

DEC. 6

THE RECORD: 15-9

THE STREAK: W2

LAST TIME:
W, 80-56, Charlotte, 2018

TOTAL GAMES

Year	Score	Opponent	Place
1951	L, 62-65	NC State	Wake Forest, N.C.
1952	W, 91-86	Duke	Durham, N.C.
1955	L, 81-90	NC State	Winston-Salem, N.C.
1958	L, 52-56 (OT)	NC State	Raleigh, N.C.
1965	L, 94-97	Virginia	Charlottesville, Va.
1966	W, 78-75 (OT)	Virginia Tech	Winston-Salem, N.C.
1967	L, 67-71	Virginia Tech	Blacksburg, Va.
1969	W, 95-81	Auburn	Auburn, Ala.
1972	W, 86-71	William & Mary	Williamsburg, Va.
1973	W, 78-58	William & Mary	Winston-Salem, N.C.
1975	W, 78-77	George Washington	Washington, D.C.
1978	W, 93-78	ETSU	Winston-Salem, N.C.
1979	W, 81-62	Florida Southern	Winston-Salem, N.C.
1980	W, 82-71	North Carolina	Greensboro, N.C.
1983	W, 62-51	Davidson	Winston-Salem, N.C.
1990	L, 82-91	Villanova	Chapel Hill, N.C.
1993	W, 77-68	Davidson	Winston-Salem, N.C.
1995	L, 46-60	UMass	Amherst, Mass.
1997	L, 53-62	Utah	Winston-Salem, N.C.
2003	W, 81-66	Richmond	Winston-Salem, N.C.
2008	W, 81-52	Bucknell	Winston-Salem, N.C.
2014	L, 65-78	NC State	Raleigh, N.C.
2016	W, 91-74	Charlotte	Winston-Salem, N.C.
2018	W, 80-56	Charlotte	Winston-Salem, N.C.

2023-24 ACC STANDINGS AS OF DEC. 4

SCHOOL	ACC RECORD	OVERALL RECORD	STREAK
Clemson	1-0	7-0	W7
North Carolina	1-0	7-1	W3
Virginia	1-0	7-1	W3
Miami	1-0	6-1	W1
NC State	1-0	5-2	W1
Virginia Tech	1-0	6-3	W1
Georgia Tech	1-0	4-2	W2
Boston College	0-1	5-3	L1
Duke	0-1	5-3	L2
Pitt	0-1	5-3	L2
Syracuse	0-1	5-3	L1
Wake Forest	0-0	4-3	W2
Florida State	0-1	4-3	L2
Louisville	0-1	4-4	L1
Notre Dame	0-1	3-4	L2

NATIONAL RANKINGS AS OF DEC. 4

ASSOCIATED PRESS

1	Arizona (59)	7-0	1571
2	Kansas (1)	7-1	1460
3	Houston (3)	8-0	1432
4	Purdue	7-1	1407
5	UConn	7-1	1340
6	Baylor	8-0	1234
7	Gonzaga	6-1	1146
8	Marquette	6-2	1134
9	North Carolina	7-1	1004
10	Creighton	7-1	921
11	FAU	7-1	901
12	Texas	6-1	763
13	Colorado State	8-0	755
14	BYU	7-0	732
15	Miami	6-1	638
16	Kentucky	6-2	544
17	Tennessee	4-3	509
18	JMU	8-0	381
19	Oklahoma	7-0	355
20	Illinois	6-1	322
21	Texas A&M	6-2	306
22	Duke	5-3	296
23	Wisconsin	6-2	245
24	Clemson	7-0	227
25	San Diego State	7-1	168

SEASON RECORDS

Season Scoring Leaders

Rk.	Player	Points	Year
1.	Len Chappell	932	1961-62
2.	Dickie Hemric	746	1954-55
3.	Len Chappell	745	1960-61
4.	Charlie Davis	690	1970-71
5.	Dickie Hemric	680	1953-54
6.	Charlie Davis	664	1969-70
7.	Alondes Williams	649	2021-22
8.	Tim Duncan	645	1996-97
	Bob Leonard	645	1964-65
10.	Randolph Childress	644	1994-95
11.	Rodney Rogers	636	1992-93
12.	John Collins	632	2016-17

Season Rebound Leaders

Rk.	Player	Rebounds	Year
1.	Dickie Hemric	515	1954-55
2.	Len Chappell	470	1961-62
3.	Tim Duncan	457	1996-97
4.	Dickie Hemric	447	1951-52
5.	Dickie Hemric	424	1953-54
6.	Dickie Hemric	416	1952-53
7.	Tim Duncan	401	1994-95
8.	Tim Duncan	395	1995-96
9.	Len Chappell	393	1960-61
10.	Ronny Watts	352	1964-65

USA TODAY COACHES

1	Arizona (26)	7-0	792
2	Houston (5)	8-0	742
3	Kansas (1)	7-1	738
4	Purdue	7-1	706
5	UConn	7-1	668
6	Baylor	8-0	630
7	Marquette	6-2	583
8	Gonzaga	6-1	579
9	Florida Atlantic	7-1	477
10	North Carolina	7-1	476
11	Creighton	7-1	475
12	Colorado State	8-0	376
13	Tennessee	4-3	352
13	BYU	7-0	352
15	Miami	6-1	263
16	Texas	6-1	252
17	Kentucky	6-2	229
18	Illinois	6-1	207
19	Texas A&M	6-2	194
20	Clemson	7-0	180
21	Duke	5-3	175
22	Oklahoma	7-0	136
23	Virginia	7-1	134
24	James Madison	8-0	132
25	Ohio State	7-1	101

Receiving Votes: Wisconsin 66; Alabama 55; TCU 53; Michigan State 42; Princeton 38; San Diego State 34; Northwestern 24; Ole Miss 23; Iowa State 23; Auburn 21; UCLA 17; Nevada 13; Memphis 9; **Florida State 8**; Cincinnati 8; Villanova 5; Utah 5; USC 5; Mississippi State 2;

GAME-BY-GAME STARTERS

Game	GUARD	GUARD	GUARD	FORWARD	FORWARD	6TH	FIRST POINTS
Elon	Miller	Hildreth	Sallis	Carr	Marsh	Friedrichsen	Miller
Georgia	Miller	Hildreth	Sallis	Carr	Marsh	Marion	Carr
Utah	Miller	Hildreth	Sallis	Carr	Keller	Marion	Sallis
Towson	Miller	Hildreth	Sallis	Carr	Keller	Marion	Sallis
LSU	Miller	Hildreth	Sallis	Carr	Keller	Marion	Carr
Charleston Southern	Miller	Hildreth	Sallis	Carr	Keller	Marion	Keller
Florida	Miller	Hildreth	Sallis	Carr	Keller	Friedrichsen	Sallis

GAME-BY-GAME LEADERS

Game	Points	Rebounds	Assists
Elon	33 (Hildreth)	9 (Carr)	5 (Hildreth)
Georgia	22 (Miller)	8 (Carr/Marion)	7 (Miller)
Utah	20 (Sallis)	6 (Friedrichsen)	3 (Miller)
Towson	25 (Miller)	8 (Carr)	3 (Miller/Sallis)
LSU	22 (Sallis)	9 (Carr/Hildreth)	8 (Miller)
Charleston Southern	21 (Hildreth)	10 (Carr)	3 (Miller/Hildreth)
Florida	24 (Sallis)	6 (Carr/Hildreth)	4 (Hildreth/Sallis)

MEDIA INFORMATION

Media Credentials: Please direct your media to email Milita Godette on the Wake Forest Communications staff (godettem@wfu.edu) to request game credentials and parking. You may also submit your media list to Lucy Berres along with the team credential list if you prefer.

NBA Scouts: Please request your ticket and parking needs on a game-by-game basis using this form.

Game Notes: Email Lucy a PDF of your game notes. We will make limited copies for TV crews.

Parking: Media parking is located in the Pepsi lot outside the West Lobby. You will receive a digital parking pass via email prior to the game. Visiting team personnel parking can be made available in the Operations lot directly behind LJVM if necessary.

Media Will Call / Entrance: Media members must pick up credentials and enter the arena at the West Lobby Will Call window. Media Will Call opens two hours prior to the scheduled start time.

Media Seating: Media seating at LJVM is located in section 113/114 behind the home team basket. Seats will not be assigned in the media seating area. Power and wifi will be provided.

Photo/Video Locations: Photo/Video locations are located on the baseline opposite the team benches (closest to courtside seating sideline) with limited space available on the bench-side of the basket. The LED tables on the benchside of the baseline CANNOT be blocked during the game. There will be assigned spots for photo/video on the baselines; the seating chart will be posted in the media work room prior to the game.

Photographers and videographers may set up workstations in the media work room that is through the Wake Forest tunnel and down the hall on the left side across from the visiting team locker room.

Visiting Radio: The visiting team receives three seats for its radio crew at the scorer's table next to the visiting team bench. There is a fourth seat at the radio location that can be used by an SID or administrator.

TV Announcer Location: Courtside across from the scorer's table.

Team Scorebook: We can provide one seat at center court for the visiting team scorer next to our public address announcer and official scorer if needed. Please let Lucy know ahead of time if this seat will be used or not.

SID Seat Location: If the SID does not keep the visiting team scorebook, the SID will be seated at the visiting radio's location.

PA Announcer: Joe Cristy; **Official Scorer:** Ryan Pegarsch; **Official Stats:** Gray Aust, Cameron Goodman, Lori Hall.

Official Stats: Wake Forest uses NCAA LiveStats.

The official stats crew is located at the scorer's table two seats down from the official scorer. Stat sheets (maximum of 6) can be picked up by the visiting team at each media timeout. Managers or SIDs may pick up a couple box scores at halftime and/or after the game if requested. Otherwise, we will deliver 10 copies of the final stat books to both locker rooms after the game.

Live game stats are available at wakeforest.statbroadcast.com.

Postgame Interviews: Wake Forest will continue in-person postgame interviews for head coach Steve Forbes and players in the press room. Visiting teams will have the option to do an in-person interview in the press room or utilize the hallway outside their locker room.

Our standard format for postgame pressers will be visiting coach/players, Wake Forest head coach Steve Forbes then Wake Forest players. Visiting team SIDs are asked to moderate your own press conference unless you request that we provide someone to coordinate that. The amount of players you bring to the press conference will be at your discretion. The table seats a maximum of three people.

Meals: A pregame meal voucher will be provided to credentialed media and school officials in the press room and can be redeemed at Concessions. Media members are asked to eat in the media workroom.

Internet Access: Visiting team personnel and media can connect to the Wake Forest media wireless network with the login provided in the media workroom. A member of the Wake Forest IT department will also be on hand on game day to assist with any connectivity issues.

2023-24 TEAM GAME-BY-GAME

				Total		3-Pointers		Free throws		Rebounds											
Opponent	Date	Score		FG-FGA	PCT	3FG-3FGA	PCT	FT-FTA	PCT	OFF	DEF	TOT	AVG	PF	A	TO	BLK	STL	PTS	AVG	
Elon	11/06/2023	101-78	W	37-65	.569	8-26	.308	19-21	.905	9	28	37	37.0	14	10	11	6	5	101	101.0	
at Georgia	11/10/2023	77-80	L	25-64	.391	11-30	.367	16-18	.889	13	28	41	39.0	18	14	13	4	3	77	89.0	
vs Utah	11/16/2023	70-77	L	28-60	.467	10-26	.385	4-6	.667	6	21	27	35.0	15	11	9	4	5	70	82.7	
vs Towson	11/17/2023	71-61	W	26-53	.491	8-20	.400	11-17	.647	7	19	26	32.8	12	8	5	5	7	71	79.8	
vs LSU	11/19/2023	80-86	Lot	28-60	.467	8-23	.348	16-20	.800	9	30	39	34.0	19	15	18	8	6	80	79.8	
Charleston So.	11/24/2023	71-56	W	21-48	.438	5-14	.357	24-27	.889	6	26	32	33.7	15	9	9	3	9	71	78.3	
Florida	11/29/2023	82-71	W	28-57	.491	6-16	.375	20-29	.690	6	28	34	33.7	17	12	13	3	8	82	78.9	
Total		552		193-407	.474	56-155	.361	110-138	.797	56	180	236	33.7	110	79	78	33	43	552	78.9	
Opponents		509		184-430	.428	47-139	.338	94-131	.718	79	170	249	35.6	128	74	80	25	49	509	72.7	

Wake Forest Averages

Games Played	Points/game	FG Pct	3FG Pct	FT Pct	Rebounds/game	Assists/game	Turnovers/game	Assist/Turnover ratio	Steals/game	Blocks/game
7	78.9	47.4	36.1	79.7	33.7	11.3	11.1	1.0	6.1	4.7

2023-24 OPPONENT GAME-BY-GAME

				Total		3-Pointers		Free throws		Rebounds											
Opponent	Date	Score		FG-FGA	PCT	3FG-3FGA	PCT	FT-FTA	PCT	OFF	DEF	TOT	AVG	PF	A	TO	BLK	STL	PTS	AVG	
Elon	11/06/2023	101-78	W	28-59	.475	10-23	.435	12-16	.750	3	19	22	22.0	19	10	11	1	6	78	78.0	
at Georgia	11/10/2023	77-80	L	31-66	.470	6-21	.286	12-18	.667	10	28	38	30.0	15	11	7	2	7	80	79.0	
vs Utah	11/16/2023	70-77	L	30-60	.500	8-20	.400	9-15	.600	11	27	38	32.7	11	22	11	6	6	77	78.3	
vs Towson	11/17/2023	71-61	W	23-63	.365	2-11	.182	13-16	.813	22	23	45	35.8	16	4	10	5	3	61	74.0	
vs LSU	11/19/2023	80-86	Lot	29-71	.408	7-18	.389	21-31	.677	18	25	43	37.2	22	7	11	7	13	86	76.4	
Charleston So.	11/24/2023	71-56	W	19-51	.373	6-22	.273	12-16	.750	8	22	30	36.0	22	9	15	0	5	56	73.0	
Florida	11/29/2023	82-71	W	24-60	.400	8-24	.333	15-19	.789	7	26	33	35.6	23	11	15	4	9	71	72.7	
Total		509		184-430	.428	47-139	.338	94-131	.718	79	170	249	35.6	128	74	80	25	49	509	72.7	
Wake Forest		552		193-407	.474	56-155	.361	110-138	.797	56	180	236	33.7	110	79	78	33	43	552	78.9	

Opponents Averages

Games Played	Points/game	FG Pct	3FG Pct	FT Pct	Rebounds/game	Assists/game	Turnovers/game	Assist/Turnover ratio	Steals/game	Blocks/game
7	72.7	42.8	33.8	71.8	35.6	10.6	11.4	0.9	7.0	3.6

2023-24 Points-Rebounds-Assists

Opponent	Date	Score		0 MILLER,KEV	1 MARION,MAR	2 HILDRETH,C	10 CANKA,ABRA	11 CARR,ANDRE	13 CLARK,AARO	20 FRIEDRICH	23 SALLIS,HUN	25 KELLER,ZAC	33 MARSH,MATT
Elon	11/06/2023	101-78	W	17-5-0	0-6-0	33-6-5	0-0-0	24-9-1	DNP	8-3-2	19-2-1	0-1-0	0-2-1
at Georgia	11/10/2023	77-80	L	22-6-7	5-8-0	12-2-3	0-0-0	18-8-1	DNP	3-2-1	13-2-2	0-0-0	4-7-0
vs Utah	11/16/2023	70-77	L	7-1-3	0-3-2	14-5-2	DNP	13-3-0	DNP	6-6-2	20-2-2	10-5-0	DNP
vs Towson	11/17/2023	71-61	W	25-0-3	0-2-0	9-0-2	0-0-0	6-8-0	DNP	3-1-0	24-4-3	4-5-0	DNP
vs LSU	11/19/2023	80-86	Lot	19-3-8	4-5-0	18-9-3	0-0-0	17-9-2	DNP	0-1-0	22-4-1	0-3-1	DNP
Charleston So.	11/24/2023	71-56	W	14-1-3	5-4-0	21-7-3	0-0-0	12-10-1	0-0-0	0-0-0	12-4-2	5-1-0	2-3-0
Florida	11/29/2023	82-71	W	11-3-1	0-0-0	18-6-4	DNP	22-6-2	DNP	3-0-1	24-4-4	0-4-0	4-5-0



0

BOOPIE MILLER

SOPHOMORE / 6-0 / 175 / G / CHICAGO, ILL.

16.4 PPG | 2.7 RPG | 3.6 APG | 1.6 SPG | 46.1 FG% | 81.8 FT% | 30.3 MPG

SEASON/CAREER HIGHS

POINTS

Career: 25, twice - last vs. Towson (11/17/23)
 Season: 25, vs. Towson (11/17/23)

REBOUNDS

Career: 7, 3x - last at Minnesota (11/17/22)
 Season: 6, at Georgia (11/10/23)

FIELD GOALS

Career: 11, vs. Towson (11/17/23)
 Season: 11, vs. Towson (11/17/23)

FIELD GOAL ATTEMPTS

Career: 21, vs. Ohio (2/10/22)
 Season: 17, vs. Towson (11/17/23)

3-POINTERS

Career: 6, at Miami-Ohio (2/24/22)
 Season: 3, at Georgia (11/10/23)

3-POINT ATTEMPTS

Career: 7, twice - last at Georgia (11/10/23)
 Season: 7, at Georgia (11/10/23)

FREE THROWS

Career: 10, vs. Ohio (2/10/22)
 Season: 8, vs. Towson (11/17/23)

FREE THROW ATTEMPTS

Career: 13, vs. UIC (12/11/21)
 Season: 8, vs. Towson (11/17/23)

ASSISTS

Career: 12, vs. Bowling Green (2/1/22)
 Season: 8, vs. Towson (11/17/23)

TURNOVERS

Career: 9, at Marquette (11/10/22)
 Season: 5, vs. LSU (11/19/23)

BLOCKS

Career: 1, 4x - last vs. LSU (11/19/23)
 Season: 1, vs. LSU (11/19/23)

STEALS

Career: 3, 5x - last vs. Towson (11/17/23)
 Season: 3, vs. Towson (11/17/23)

MINUTES

Career: 45, at Ball State (2/8/22)
 Season: 36, vs. LSU (11/19/23)

2023-24 Game-by-Game

#0 MILLER, Kevin

Opponent	Date	GS	MIN	Total		3-Pointers		Free throws		Rebounds				PF	A	TO	BLK	STL	PTS	AVG
				FG-FGA	PCT	3FG-3FGA	PCT	FT-FTA	PCT	OFF	DEF	TOT	AVG							
Elon	11/06/2023	*	24:08	7-13	.538	1-4	.250	2-2	1.000	0	5	5	5.0	2	0	3	0	2	17	17.0
at Georgia	11/10/2023	*	30:05	6-15	.400	3-7	.429	7-7	1.000	1	5	6	5.5	4	7	1	0	2	22	19.5
vs Utah	11/16/2023	*	25:45	3-9	.333	1-3	.333	0-0	.000	0	1	1	4.0	2	3	0	0	0	7	15.3
vs Towson	11/17/2023	*	33:21	11-17	.647	0-3	.000	3-5	.600	0	0	0	3.0	1	3	1	0	3	25	17.8
vs LSU	11/19/2023	*	36:10	5-11	.455	1-2	.500	8-8	1.000	0	3	3	3.0	0	8	5	1	1	19	18.0
Charleston So.	11/24/2023	*	33:47	5-13	.385	0-1	.000	4-5	.800	0	1	1	2.7	3	3	3	0	2	14	17.3
Florida	11/29/2023	*	28:33	4-11	.364	0-1	.000	3-6	.500	1	2	3	2.7	1	1	3	0	1	11	16.4
Totals			7 211:49	41-89	.461	6-21	.286	27-33	.818	2	17	19	2.7	13	25	16	1	11	115	16.4

Player Averages

Games Played	Minutes/game	Points/game	FG Pct	3FG Pct	FT Pct	Rebounds/game	Assists/game	Turnovers/game	Assist/Turnover ratio	Steals/game	Blocks/game
7	30.3	16.4	46.1	28.6	81.8	2.7	3.6	2.3	1.6	1.6	0.1

MILLER, Kevin

				Field Goals		3-Point		F-Throws		Rebounds				Scoring						
SEASON	TEAM	GP-GS	MIN/AVG	FG-FGA	FG%	3FG-3FGA	3FG%	FT-FTA	FT%	OFF	DEF	TOT	AVG	PF-FO	A	TO	BLK	STL	PTS	AVG
2021-22	CMU	30-28	989/33.0	144-342	.421	32-89	.360	74-95	.779	20	82	102	3.4	65-0	139	83	3	34	394	13.1
2022-23	CMU	4-4	141/35.2	27-52	.519	3-8	.375	17-22	.773	5	10	15	3.8	8-0	21	18	0	3	74	18.5
2023-24	WF	7-7	212/30.3	41-89	.461	6-21	.286	27-33	.818	2	17	19	2.7	13-0	25	16	1	11	115	16.4
TOTAL FOR WF		7-7	212/30.3	41-89	.461	6-21	.286	27-33	.818	2	17	19	2.7	13-0	25	16	1	11	115	16.4
TOTAL		41-39	1341/32.7	212-483	.439	41-118	.347	118-150	.787	27	109	136	3.3	86-0	185	117	4	48	583	14.2



1 MARQUIS MARION

FRESHMAN / 6-8 / 210 / F / SKOVLUNDE, DENMARK

2.0 PPG | 4.0 RPG | 50.0 FG% | 50.0 3FG% | 20.9 MPG

SEASON/CAREER HIGHS

POINTS

Career: 5, twice - last vs. Charleston So. (11/24/23)
Season: 5, twice - last vs. Charleston So. (11/24/23)

REBOUNDS

Career: 8, at Georgia (11/10/23)
Season: 8, at Georgia (11/10/23)

FIELD GOALS

Career: 2, vs. LSU (11/19/23)
Season: 2, vs. LSU (11/19/23)

FIELD GOAL ATTEMPTS

Career: 2, 3x - last vs. LSU (11/19/23)
Season: 2, 3x - last vs. LSU (11/19/23)

3-POINTERS

Career: 1, twice - last vs. Charleston So. (11/24/23)
Season: 1, twice - last vs. Charleston So. (11/24/23)

3-POINT ATTEMPTS

Career: 2, at Georgia (11/10/23)
Season: 2, at Georgia (11/10/23)

FREE THROWS

Career: 2, twice - last vs. Charleston So. (11/24/23)
Season: 2, twice - last vs. Charleston So. (11/24/23)

FREE THROW ATTEMPTS

Career: 2, 3x - last vs. Charleston So. (11/24/23)
Season: 2, 3x - last vs. Charleston So. (11/24/23)

ASSISTS

Career: 2, vs. Utah (11/16/23)
Season: 2, vs. Utah (11/16/23)

TURNOVERS

Career: 2, at Georgia (11/10/23)
Season: 2, at Georgia (11/10/23)

BLOCKS

Career: 3, vs. LSU (11/19/23)
Season: 3, vs. LSU (11/19/23)

STEALS

Career: 2, twice - last vs. Charleston So. (11/24/23)
Season: 2, twice - last vs. Charleston So. (11/24/23)

MINUTES

Career: 29, at Georgia (11/10/23)
Season: 29, at Georgia (11/10/23)

2023-24 Game-by-Game

#1 MARION, Marqus

			Total		3-Pointers		Free throws		Rebounds											
Opponent	Date	GS	MIN	FG-FGA	PCT	3FG-3FGA	PCT	FT-FTA	PCT	OFF	DEF	TOT	AVG	PF	A	TO	BLK	STL	PTS	AVG
Elon	11/06/2023		28:28	0-2	.000	0-1	.000	0-0	.000	3	3	6	6.0	2	0	1	0	0	0	0.0
at Georgia	11/10/2023		29:11	1-2	.500	1-2	.500	2-2	1.000	2	6	8	7.0	2	0	2	0	0	5	2.5
vs Utah	11/16/2023		15:44	0-0	.000	0-0	.000	0-0	.000	1	2	3	5.7	1	2	0	0	2	0	1.7
vs Towson	11/17/2023		19:21	0-1	.000	0-0	.000	0-0	.000	2	0	2	4.8	1	0	0	0	1	0	1.3
vs LSU	11/19/2023		24:55	2-2	1.000	0-0	.000	0-2	.000	1	4	5	4.8	3	0	0	3	1	4	1.8
Charleston So.	11/24/2023		27:02	1-1	1.000	1-1	1.000	2-2	1.000	0	4	4	4.7	1	0	0	1	2	5	2.3
Florida	11/29/2023		01:55	0-0	.000	0-0	.000	0-0	.000	0	0	0	4.0	1	0	0	0	0	0	2.0
Totals		0	146:35	4-8	.500	2-4	.500	4-6	.667	9	19	28	4.0	11	2	3	4	6	14	2.0

Player Averages

Games Played	Minutes/game	Points/game	FG Pct	3FG Pct	FT Pct	Rebounds/game	Assists/game	Turnovers/game	Assist/Turnover ratio	Steals/game	Blocks/game
7	20.9	2.0	50.0	50.0	66.7	4.0	0.3	0.4	0.7	0.9	0.6

MARION, Marqus

				Field Goals		3-Point		F-Throws		Rebounds								Scoring		
SEASON	TEAM	GP-GS	MIN/AVG	FG-FGA	FG%	3FG-3FGA	3FG%	FT-FTA	FT%	OFF	DEF	TOT	AVG	PF-FO	A	TO	BLK	STL	PTS	AVG
2023-24	WF	7-0	147/20.9	4-8	.500	2-4	.500	4-6	.667	9	19	28	4.0	11-0	2	3	4	6	14	2.0
TOTAL		7-0	147/20.9	4-8	.500	2-4	.500	4-6	.667	9	19	28	4.0	11-0	2	3	4	6	14	2.0



2 CAMERON HILDRETH

JUNIOR / 6-4 / 200 / G / WORTHING, ENGLAND

17.9 PPG | 5.0 RPG | 3.1 APG | 52.4 FG% | 43.5 3FG% | 90.6 FT% | 36.7 MPG

SEASON/CAREER HIGHS

POINTS

Career: 33, vs. Elon (11/6/23)

Season: 33, vs. Elon (11/6/23)

REBOUNDS

Career: 11, twice - last vs. Hampton (11/26/22)

Season: 9, vs. LSU (11/19/23)

FIELD GOALS

Career: 13, vs. Elon (11/6/23)

Season: 13, vs. Elon (11/6/23)

FIELD GOAL ATTEMPTS

Career: 18, vs. Elon (11/6/23)

Season: 18, vs. Elon (11/6/23)

3-POINTERS

Career: 2, 7x - last vs. LSU (11/19/23)

Season: 2, 4x - last vs. LSU (11/19/23)

3-POINT ATTEMPTS

Career: 6, at Georgia (11/10/23)

Season: 6, at Georgia (11/10/23)

FREE THROWS

Career: 9, twice - last vs. Georgia Tech (2/11/23)

Season: 8, twice - last vs. Florida (11/29/23)

FREE THROW ATTEMPTS

Career: 12, vs. Georgia Tech (2/11/23)

Season: 10, vs. Florida (11/29/23)

ASSISTS

Career: 10, vs. Hampton (11/26/22)

Season: 5, vs. Elon (11/6/23)

TURNOVERS

Career: 5, at Wisconsin (11/29/22)

Season: 4, vs. Elon (11/6/23)

BLOCKS

Career: 2, 3x - last vs. Georgia Tech (2/11/23)

Season: 1, vs. Elon (11/6/23)

STEALS

Career: 4, vs. Florida State (1/11/23)

Season: 2, twice - last vs. LSU (11/19/23)

MINUTES

Career: 40, vs. LMU (11/20/22)

Season: 44, vs. LSU (11/19/23)

2023-24 Game-by-Game

#2 HILDRETH, Cameron

			Total			3-Pointers		Free throws		Rebounds													
Opponent	Date	GS	MIN	FG-FGA	PCT	3FG-3FGA	PCT	FT-FTA	PCT	OFF	DEF	TOT	AVG	PF	A	TO	BLK	STL	PTS	AVG			
Elon	11/06/2023	*	38:34	13-18	.722	2-5	.400	5-6	.833	0	6	6	6.0	3	5	4	1	2	33	33.0			
at Georgia	11/10/2023	*	35:19	4-13	.308	2-6	.333	2-2	1.000	0	2	2	4.0	4	3	1	0	0	12	22.5			
vs Utah	11/16/2023	*	35:47	6-12	.500	2-5	.400	0-0	.000	1	4	5	4.3	2	2	2	0	0	14	19.7			
vs Towson	11/17/2023	*	28:07	4-8	.500	1-1	1.000	0-0	.000	0	0	0	3.3	4	2	1	0	0	9	17.0			
vs LSU	11/19/2023	*	43:34	5-12	.417	2-4	.500	6-6	1.000	1	8	9	4.4	2	3	3	0	2	18	17.2			
Charleston So.	11/24/2023	*	35:45	6-9	.667	1-1	1.000	8-8	1.000	1	6	7	4.8	1	3	2	0	0	21	17.8			
Florida	11/29/2023	*	40:00	5-10	.500	0-1	.000	8-10	.800	0	6	6	5.0	3	4	3	0	1	18	17.9			
Totals		7	257:06	43-82	.524	10-23	.435	29-32	.906	3	32	35	5.0	19	22	16	1	5	125	17.9			

Player Averages

Games Played	Minutes/game	Points/game	FG Pct	3FG Pct	FT Pct	Rebounds/game	Assists/game	Turnovers/game	Assist/Turnover ratio	Steals/game	Blocks/game
7	36.7	17.9	52.4	43.5	90.6	5.0	3.1	2.3	1.4	0.7	0.1

HILDRETH, Cameron

				Field Goals		3-Point		F-Throws		Rebounds								Scoring		
SEASON	TEAM	GP-GS	MIN/AVG	FG-FGA	FG%	3FG-3FGA	3FG%	FT-FTA	FT%	OFF	DEF	TOT	AVG	PF-FO	A	TO	BLK	STL	PTS	AVG
2021-22	WF	32-0	425/13.3	42-91	.462	8-29	.276	32-46	.696	19	73	92	2.9	42-0	37	36	3	19	124	3.9
2022-23	WF	33-28	1042/31.6	146-314	.465	20-61	.328	96-130	.738	32	142	174	5.3	81-1	94	74	5	41	408	12.4
2023-24	WF	7-7	257/36.7	43-82	.524	10-23	.435	29-32	.906	3	32	35	5.0	19-0	22	16	1	5	125	17.9
TOTAL		72-35	1725/24.0	231-487	.474	38-113	.336	157-208	.755	54	247	301	4.2	142-1	153	126	9	65	657	9.1



4

EFTON REID

JUNIOR / 7-0 / 240 / C / RICHMOND, VA.

-- PPG | -- RPG | -- BPG | -- FG% | -- FT% | -- MPG

SEASON/CAREER HIGHS

POINTS

Career: 16, twice - last vs. Eastern Oregon (12/28/22)

Season: N/A

REBOUNDS

Career: 10, vs. Northwestern State (12/14/21)

Season: N/A

FIELD GOALS

Career: 8, vs. Eastern Oregon (12/28/22)

Season: N/A

FIELD GOAL ATTEMPTS

Career: 13, vs. Northwestern State (12/14/21)

Season: N/A

3-POINTERS

Career:

Season: N/A

3-POINT ATTEMPTS

Career: 2, 3x - last at TCU (1/29/22)

Season: N/A

FREE THROWS

Career: 3, twice - last at LMU (Calif.) (2/16/23)

Season: N/A

FREE THROW ATTEMPTS

Career: 4, 3x - last at LMU (Calif.) (2/16/23)

Season: N/A

ASSISTS

Career: 2, 3x - last at Tennessee (1/22/22)

Season: N/A

TURNOVERS

Career: 4, twice - last at Alabama (1/19/22)

Season: N/A

BLOCKS

Career: 3, twice - last vs. Kentucky (1/4/22)

Season: N/A

STEALS

Career: 2, 5x - last vs. North Florida (11/7/22)

Season: N/A

MINUTES

Career: 31, at Tennessee (1/22/22)

Season: N/A

2022-23 Game-by-Game

#15 REID, Efton

Opponent	Date	GS	MIN	Total		3-Pointers		Free throws		Rebounds				PF	A	TO	BLK	STL	PTS	AVG
				FG-FGA	PCT	3FG-3FGA	PCT	FT-FTA	PCT	OFF	DEF	TOT	AVG							
North Florida	11/07/2022		12:13	3-4	.750	0-0	.000	2-4	.500	3	5	8	8.0	5	0	3	0	2	8	8.0
vs Michigan St.	11/11/2022		10:22	2-2	1.000	0-0	.000	0-0	.000	1	0	1	4.5	4	0	2	0	1	4	6.0
at Texas	11/16/2022		07:11	2-2	1.000	0-0	.000	0-0	.000	1	0	1	3.3	2	1	3	0	0	4	5.3
Kentucky	11/20/2022		02:25	0-1	.000	0-1	.000	0-0	.000	0	1	1	2.8	0	0	2	0	0	0	4.0
vs Portland St.	11/24/2022		02:37	0-0	.000	0-0	.000	0-0	.000	0	1	1	2.4	2	0	0	0	0	0	3.2
vs Purdue	11/25/2022		01:53	0-0	.000	0-0	.000	0-0	.000	0	0	0	2.0	0	0	0	0	0	0	2.7
vs Xavier	11/27/2022		00:44	0-0	.000	0-0	.000	0-0	.000	0	0	0	1.7	0	0	0	0	0	0	2.3
vs Baylor	12/02/2022		00:46	0-0	.000	0-0	.000	0-0	.000	0	0	0	1.5	0	0	0	0	0	0	2.0
Washington	12/09/2022		03:05	2-3	.667	0-0	.000	0-0	.000	1	1	2	1.6	0	0	0	0	0	4	2.2
NIU	12/12/2022		06:32	0-2	.000	0-1	.000	0-0	.000	1	1	2	1.6	1	1	0	1	0	0	2.0
vs Alabama	12/17/2022		01:47	1-2	.500	0-0	.000	0-0	.000	0	1	1	1.5	2	0	0	0	0	2	2.0
Eastern Ore.	12/28/2022		18:55	8-8	1.000	0-0	.000	0-0	.000	1	1	2	1.6	1	0	1	0	0	16	3.2
Pepperdine	12/31/2022		03:42	0-2	.000	0-0	.000	0-0	.000	0	1	1	1.5	0	0	0	0	0	0	2.9
at BYU	01/12/2023		03:11	1-2	.500	0-1	.000	0-0	.000	0	1	1	1.5	0	0	0	0	0	2	2.9
Portland	01/14/2023		06:57	1-4	.250	0-0	.000	0-2	.000	2	0	2	1.5	3	0	0	0	0	2	2.8
LMU (CA)	01/19/2023		02:32	0-0	.000	0-0	.000	0-0	.000	0	0	0	1.4	1	0	0	0	0	0	2.6
at Portland	01/28/2023		01:35	0-0	.000	0-0	.000	0-0	.000	0	0	0	1.4	0	0	1	0	0	0	2.5
Santa Clara	02/02/2023		07:45	1-1	1.000	0-0	.000	0-0	.000	0	0	0	1.3	1	0	0	1	0	2	2.4
at Saint Mary's (CA)	02/04/2023		03:16	0-1	.000	0-0	.000	0-0	.000	0	1	1	1.3	1	0	0	0	0	0	2.3
San Francisco	02/09/2023		01:03	0-0	.000	0-0	.000	0-0	.000	0	0	0	1.2	0	0	0	0	0	0	2.2
at LMU (CA)	02/16/2023		07:47	0-1	.000	0-0	.000	3-4	.750	0	1	1	1.2	4	0	2	0	0	3	2.2
Chicago St.	03/01/2023		02:38	0-0	.000	0-0	.000	0-0	.000	0	1	1	1.2	0	0	0	0	0	0	2.1
vs San Francisco	03/06/2023		00:51	0-0	.000	0-0	.000	1-2	.500	0	0	0	1.1	0	0	0	0	0	1	2.1
vs Saint Mary's (CA)	03/07/2023		04:02	2-2	1.000	0-0	.000	1-1	1.000	0	0	0	1.1	0	0	0	0	0	5	2.2
vs UConn	03/25/2023		01:50	0-0	.000	0-0	.000	0-0	.000	0	0	0	1.0	0	0	0	0	0	0	2.1
Totals		0	115:38	23-37	.622	0-3	.000	7-13	.538	10	16	26	1.0	27	2	14	2	3	53	2.1

Player Averages

Games Played	Minutes/ game	Points/ game	FG Pct	3FG Pct	FT Pct	Rebounds/ game	Assists/ game	Turnovers/ game	Assist/Turnover ratio	Steals/ game	Blocks/ game
25	4.6	2.1	62.2	0.0	53.8	1.0	0.1	0.6	0.1	0.1	0.1

REID, Efton

				Field Goals		3-Point		F-Throws		Rebounds									Scoring	
SEASON	TEAM	GP-GS	MIN/AVG	FG-FGA	FG%	3FG-3FGA	3FG%	FT-FTA	FT%	OFF	DEF	TOT	AVG	PF-FO	A	TO	BLK	STL	PTS	AVG
2021-22	LSU	34-34	668/19.6	97-187	.519	5-20	.250	14-29	.483	51	95	146	4.3	113-5	16	47	26	17	213	6.3
2022-23	Gonz	25-0	116/4.6	23-37	.622	0-3	.000	7-13	.538	10	16	26	1.0	27-1	2	14	2	3	53	2.1
TOTAL FOR WF		0-0	0/0.0	0-0	.000	0-0	.000	0-0	.000	0	0	0	0.0	0-0	0	0	0	0	0	0.0
TOTAL		59-34	784/13.3	120-224	.536	5-23	.217	21-42	.500	61	111	172	2.9	140-6	18	61	28	20	266	4.5



10 ABRAMO CANKA

SOPHOMORE / 6-6 / 200 / G / GENOA, ITALY

4.5 MPG

SEASON/CAREER HIGHS

POINTS

Career: 6, vs. Pepperdine (11/23/22)
Season: N/A

REBOUNDS

Career: 4, at Washington (1/1/23)
Season: N/A

FIELD GOALS

Career: 2, 4x - last at Washington (1/1/23)
Season: N/A

FIELD GOAL ATTEMPTS

Career: 6, at Washington (1/1/23)
Season: 1, twice - last vs. Towson (11/17/23)

3-POINTERS

Career: 2, vs. Pepperdine (11/23/22)
Season: N/A

3-POINT ATTEMPTS

Career: 2, 4x - last at Washington (1/1/23)
Season: 1, twice - last vs. Towson (11/17/23)

FREE THROWS

Career: 2, 2x - last vs. UNC Asheville (3/16/23)
Season: N/A

FREE THROW ATTEMPTS

Career: 2, 2x - last vs. UNC Asheville (3/16/23)
Season: N/A

ASSISTS

Career: 1, 4x - last vs. Utah (1/12/23)
Season: N/A

TURNOVERS

Career: 1, 7x - last vs. Elon (11/6/23)
Season: 1, vs. Elon (11/6/23)

BLOCKS

Career: 1, at Washington (1/1/23)
Season: N/A

STEALS

Career: 1, 4x - last vs. Utah (1/12/23)
Season: N/A

MINUTES

Career: 14, vs. Bellarmine (11/27/22)
Season: 9, vs. Elon (11/6/23)

2023-24 Game-by-Game

#10 CANKA, Abramo

Opponent	Date	GS	MIN	Total		3-Pointers		Free throws		Rebounds				PF		A		BLK		STL		PTS		AVG
				FG-FGA	PCT	3FG-3FGA	PCT	FT-FTA	PCT	OFF	DEF	TOT	AVG	P	A	T	O	B	L	S	T	P	A	
Elon	11/06/2023		09:10	0-1	.000	0-1	.000	0-0	.000	0	0	0	0.0	1	0	1	0	0	0	0	0	0	0.0	
at Georgia	11/10/2023		03:01	0-0	.000	0-0	.000	0-0	.000	0	0	0	0.0	0	0	0	0	0	0	0	0	0	0.0	
vs Towson	11/17/2023		04:43	0-1	.000	0-1	.000	0-0	.000	0	0	0	0.0	0	0	0	0	0	0	0	0	0	0.0	
vs LSU	11/19/2023		01:29	0-0	.000	0-0	.000	0-0	.000	0	0	0	0.0	1	0	0	0	0	0	0	0	0	0.0	
Charleston So.	11/24/2023		03:57	0-0	.000	0-0	.000	0-0	.000	0	0	0	0.0	0	0	0	0	0	0	0	0	0	0.0	
Totals		0	22:20	0-2	.000	0-2	.000	0-0	.000	0	0	0	0.0	2	0	1	0	0	0	0	0	0	0.0	

Player Averages

Games Played	Minutes/game	Points/game	FG Pct	3FG Pct	FT Pct	Rebounds/game	Assists/game	Turnovers/game	Assist/Turnover ratio	Steals/game	Blocks/game
5	4.5	0.0	0.0	0.0	0.0	0.0	0.0	0.2	0.0	0.0	0.0

CANKA, Abramo

				Field Goals		3-Point		F-Throws		Rebounds									Scoring	
SEASON	TEAM	GP-GS	MIN/AVG	FG-FGA	FG%	3FG-3FGA	3FG%	FT-FTA	FT%	OFF	DEF	TOT	AVG	PF-FO	A	TO	BLK	STL	PTS	AVG
2022-23	UCLA	22-0	118/5.4	12-27	.444	5-10	.500	4-4	1.000	9	7	16	0.7	10-0	4	6	1	4	33	1.5
2023-24	WF	5-0	22/4.5	0-2	.000	0-2	.000	0-0	.000	0	0	0	0.0	2-0	0	1	0	0	0	0.0
TOTAL FOR WF		5-0	22/4.5	0-2	.000	0-2	.000	0-0	.000	0	0	0	0.0	2-0	0	1	0	0	0	0.0
TOTAL		27-0	140/5.2	12-29	.414	5-12	.417	4-4	1.000	9	7	16	0.6	12-0	4	7	1	4	33	1.2



11 ANDREW CARR

SENIOR / 6-10 / 230 / F / WEST CHESTER, PA.

16.0 PPG | 7.6 RPG | 2.4 BPG | 49.3 FG% | 34.1 MPG

SEASON/CAREER HIGHS

POINTS

Career: 24, vs. Elon (11/6/23)
Season: 24, vs. Elon (11/6/23)

REBOUNDS

Career: 14, vs. Utah Valley (11/15/22)
Season: 10, vs. Charleston So. (11/24/23)

FIELD GOALS

Career: 10, at Boston College (1/14/23)
Season: 8, vs. Florida (11/29/23)

FIELD GOAL ATTEMPTS

Career: 17, vs. Utah Valley (11/15/22)
Season: 16, vs. LSU (11/19/23)

3-POINTERS

Career: 3, 4x - last vs. Florida (11/29/23)
Season: 3, vs. Florida (11/29/23)

3-POINT ATTEMPTS

Career: 6, vs. College of Charleston (1/2/21)
Season: 5, at Georgia (11/10/23)

FREE THROWS

Career: 6, twice - last vs. App State (11/22/21)
Season: 10, vs. Elon (11/6/23)

FREE THROW ATTEMPTS

Career: 7, twice, last vs. Towson (3/6/22)
Season: 11, vs. Elon (11/6/23)

ASSISTS

Career: 6, at James Madison (1/29/22)
Season: 2, twice - last vs. Florida (11/29/23)

TURNOVERS

Career: 4, twice - last vs. LSU (12/10/22)
Season: 3, twice - last vs. Utah (11/16/23)

BLOCKS

Career: 4, twice - last vs. Elon (11/6/23)
Season: 4, vs. Elon (11/6/23)

STEALS

Career: 4, 3x, last vs. James Madison (2/14/22)
Season: 2, vs. Florida (11/29/23)

MINUTES

Career: 39, vs. Virginia (1/21/23)
Season: 43, vs. LSU (11/19/23)

2023-24 Game-by-Game

#11 CARR, Andrew

Opponent	Date	GS	MIN	Total		3-Pointers		Free throws		Rebounds				PF		A		BLK		STL		PTS		AVG
				FG-FGA	PCT	3FG-3FGA	PCT	FT-FTA	PCT	OFF	DEF	TOT	AVG											
Elon	11/06/2023	*	34:12	7-9	.778	0-2	.000	10-11	.909	4	5	9	9.0	2	1	2	4	0	24	24.0				
at Georgia	11/10/2023	*	28:55	6-11	.545	2-5	.400	4-5	.800	2	6	8	8.5	4	1	3	2	0	18	21.0				
vs Utah	11/16/2023	*	35:32	5-11	.455	1-3	.333	2-4	.500	1	2	3	6.7	4	0	3	2	0	13	18.3				
vs Towson	11/17/2023	*	37:53	1-6	.167	1-2	.500	3-5	.600	1	7	8	7.0	2	0	2	2	1	6	15.3				
vs LSU	11/19/2023	*	43:06	7-16	.438	1-4	.250	2-4	.500	5	4	9	7.4	4	2	2	3	0	17	15.6				
Charleston So.	11/24/2023	*	20:40	2-7	.286	1-3	.333	7-8	.875	4	6	10	7.8	4	1	0	1	1	12	15.0				
Florida	11/29/2023	*	38:05	8-13	.615	3-6	.500	3-3	1.000	1	5	6	7.6	3	2	0	3	2	22	16.0				
Totals			7	238:23	36-73	.493	9-25	.360	31-40	.775	18	35	53	7.6	23	7	12	17	4	112	16.0			

Player Averages

Games Played	Minutes/game	Points/game	FG Pct	3FG Pct	FT Pct	Rebounds/game	Assists/game	Turnovers/game	Assist/Turnover ratio	Steals/game	Blocks/game
7	34.1	16.0	49.3	36.0	77.5	7.6	1.0	1.7	0.6	0.6	2.4

CARR, Andrew

				Field Goals		3-Point		F-Throws		Rebounds										Scoring	
SEASON	TEAM	GP-GS	MIN/AVG	FG-FGA	FG%	3FG-3FGA	3FG%	FT-FTA	FT%	OFF	DEF	TOT	AVG	PF-FO	A	TO	BLK	STL	PTS	AVG	
2020-21	UD	15-10	378/25.2	44-98	.449	8-28	.286	27-33	.818	18	36	54	3.6	39-1	27	23	13	6	123	8.2	
2021-22	UD	34-34	960/28.2	127-225	.564	17-42	.405	69-105	.657	59	115	174	5.1	94-5	43	56	37	29	340	10.0	
2022-23	WF	33-33	1039/31.5	134-274	.489	33-106	.311	51-66	.773	57	140	197	6.0	82-3	38	48	31	32	352	10.7	
2023-24	WF	7-7	238/34.1	36-73	.493	9-25	.360	31-40	.775	18	35	53	7.6	23-0	7	12	17	4	112	16.0	
TOTAL FOR WF		40-40	1277/31.9	170-347	.490	42-131	.321	82-106	.774	75	175	250	6.3	105-3	45	60	48	36	464	11.6	
TOTAL		89-84	2616/29.4	341-670	.509	67-201	.333	178-244	.730	152	326	478	5.4	238-9	115	139	98	71	927	10.4	



13 AARON CLARK

FRESHMAN / 6-6 / 195 / G / EASTON, PA.

1.0 BPG | 1.0 SPG | 7.7 MPG

SEASON/CAREER HIGHS

POINTS

Career: N/A
Season: N/A

REBOUNDS

Career: N/A
Season: N/A

FIELD GOALS

Career: N/A
Season: N/A

FIELD GOAL ATTEMPTS

Career: 1, vs. Charleston So. (11/24/23)
Season: 1, vs. Charleston So. (11/24/23)

3-POINTERS

Career: N/A
Season: N/A

3-POINT ATTEMPTS

Career: 1, vs. Charleston So. (11/24/23)
Season: 1, vs. Charleston So. (11/24/23)

FREE THROWS

Career: N/A
Season: N/A

FREE THROW ATTEMPTS

Career: N/A
Season: N/A

ASSISTS

Career: N/A
Season: N/A

TURNOVERS

Career: N/A
Season: N/A

BLOCKS

Career: 1, vs. Charleston So. (11/24/23)
Season: 1, vs. Charleston So. (11/24/23)

STEALS

Career: 1, vs. Charleston So. (11/24/23)
Season: 1, vs. Charleston So. (11/24/23)

MINUTES

Career: 8, vs. Charleston So. (11/24/23)
Season: 8, vs. Charleston So. (11/24/23)

2023-24 Game-by-Game

#13 CLARK, Aaron

				Total		3-Pointers		Free throws		Rebounds											
Opponent	Date	GS	MIN	FG-FGA	PCT	3FG-3FGA	PCT	FT-FTA	PCT	OFF	DEF	TOT	AVG	PF	A	TO	BLK	STL	PTS	AVG	
Charleston So.	11/24/2023		07:39	0-1	.000	0-1	.000	0-0	.000	0	0	0	0.0	1	0	0	1	1	0	0.0	
Totals		0	07:39	0-1	.000	0-1	.000	0-0	.000	0	0	0	0.0	1	0	0	1	1	0	0.0	

Player Averages

Games Played	Minutes/ game	Points/ game	FG Pct	3FG Pct	FT Pct	Rebounds/ game	Assists/ game	Turnovers/ game	Assist/Turnover ratio	Steals/ game	Blocks/ game
1	7.7	0.0	0.0	0.0	0.0	0.0	0.0	0.0	0.0	1.0	1.0

BIO

High School

Standout for Brewster Academy...4-star according to Rivals, 247sports, ESPN, and On3...Ranked 91 nationally by Rivals and 102 by On3...19th ranked shooting guard by Rivals...2022 Lakes Region League All-Star...Team won the NEPSAC Class AAA Championship and advanced to the Elite 8 of the National Prep Championship in 2022...Also attended St. Benedict's Preparatory School, averaging 17 points, five rebounds, and three assists in a shortened season of 11 games...Began his high school career as a key contributor for the Easton High School's varsity team, which qualified for the District XI playoffs...Scored 119 points as a freshman and 350 as a sophomore...Averaged 14 points per game as a sophomore and made a team-high 45 three-pointers throughout the season, en route to becoming an Eastern Pennsylvania Conference All-League selection

FIBA

Competed in the U-19 FIBA World Cup in the summer of 2021...Averaged 14.4 points, 3.1 rebounds and 3.7 assists per game...Ultimately ended as the FIBA U19 15th Top Scorer...Scored 24 points in contests versus Latvia and Serbia...Dropped 23 points against Mali

CLARK, Aaron

				Field Goals		3-Point		F-Throws		Rebounds									Scoring	
SEASON	TEAM	GP-GS	MIN/AVG	FG-FGA	FG%	3FG-3FGA	3FG%	FT-FTA	FT%	OFF	DEF	TOT	AVG	PF-FO	A	TO	BLK	STL	PTS	AVG
2023-24	WF	1-0	8/7.7	0-1	.000	0-1	.000	0-0	.000	0	0	0	0.0	1-0	0	0	1	1	0	0.0
TOTAL		1-0	8/7.7	0-1	.000	0-1	.000	0-0	.000	0	0	0	0.0	1-0	0	0	1	1	0	0.0



20 PARKER FRIEDRICHSEN

FRESHMAN / 6-3 / 175 / G / BIXBY, OKLA.

3.3 PPG | 1.9 RPG | 15.6 MPG

SEASON/CAREER HIGHS

POINTS

Career: 8, vs. Elon (11/6/23)
Season: 8, vs. Elon (11/6/23)

REBOUNDS

Career: 6, vs. Utah (11/16/23)
Season: 6, vs. Utah (11/16/23)

FIELD GOALS

Career: 3, vs. Elon (11/6/23)
Season: 3, vs. Elon (11/6/23)

FIELD GOAL ATTEMPTS

Career: 6, twice - last vs. Utah (11/16/23)
Season: 6, twice - last vs. Utah (11/16/23)

3-POINTERS

Career: 2, twice - last vs. Utah (11/16/23)
Season: 2, twice - last vs. Utah (11/16/23)

3-POINT ATTEMPTS

Career: 6, vs. Utah (11/16/23)
Season: 6, vs. Utah (11/16/23)

FREE THROWS

Career: N/A
Season: N/A

FREE THROW ATTEMPTS

Career: N/A
Season: N/A

ASSISTS

Career: 2, twice - last vs. Utah (11/16/23)
Season: 2, twice - last vs. Utah (11/16/23)

TURNOVERS

Career: 1, vs. Charleston So. (11/24/23)
Season: 1, vs. Charleston So. (11/24/23)

BLOCKS

Career: N/A
Season: N/A

STEALS

Career: 1, twice - last vs. Utah (11/16/23)
Season: 1, twice - last vs. Utah (11/16/23)

MINUTES

Career: 24, twice - last vs. Utah (11/16/23)
Season: 24, twice - last vs. Utah (11/16/23)

2023-24 Game-by-Game

#20 FRIEDRICHSEN, Parker

Opponent	Date	GS	MIN	Total		3-Pointers		Free throws		Rebounds				PF	A	TO	BLK	STL	PTS	
				FG-FGA	PCT	3FG-3FGA	PCT	FT-FTA	PCT	OFF	DEF	TOT	AVG						AVG	
Elon	11/06/2023		24:11	3-6	.500	2-5	.400	0-0	.000	0	3	3	3.0	1	2	0	0	1	8	8.0
at Georgia	11/10/2023		12:50	1-3	.333	1-3	.333	0-0	.000	0	2	2	2.5	1	1	0	0	0	3	5.5
vs Utah	11/16/2023		23:48	2-6	.333	2-6	.333	0-0	.000	1	5	6	3.7	0	2	0	0	1	6	5.7
vs Towson	11/17/2023		16:33	1-5	.200	1-5	.200	0-0	.000	0	1	1	3.0	0	0	0	0	0	3	5.0
vs LSU	11/19/2023		09:08	0-2	.000	0-2	.000	0-0	.000	0	1	1	2.6	1	0	0	0	0	0	4.0
Charleston So.	11/24/2023		07:46	0-2	.000	0-2	.000	0-0	.000	0	0	0	2.2	0	0	1	0	0	0	3.3
Florida	11/29/2023		14:39	1-1	1.000	1-1	1.000	0-0	.000	0	0	0	1.9	2	1	0	0	0	3	3.3
Totals		0	108:55	8-25	.320	7-24	.292	0-0	.000	1	12	13	1.9	5	6	1	0	2	23	3.3

Player Averages

Games Played	Minutes/game	Points/game	FG Pct	3FG Pct	FT Pct	Rebounds/game	Assists/game	Turnovers/game	Assist/Turnover ratio	Steals/game	Blocks/game
7	15.6	3.3	32.0	29.2	0.0	1.9	0.9	0.1	6.0	0.3	0.0

FRIEDRICHSEN, Parker

				Field Goals		3-Point		F-Throws		Rebounds				Scoring						
SEASON	TEAM	GP-GS	MIN/AVG	FG-FGA	FG%	3FG-3FGA	3FG%	FT-FTA	FT%	OFF	DEF	TOT	AVG	PF-FO	A	TO	BLK	STL	PTS	AVG
2023-24	WF	7-0	109/15.6	8-25	.320	7-24	.292	0-0	.000	1	12	13	1.9	5-0	6	1	0	2	23	3.3
TOTAL		7-0	109/15.6	8-25	.320	7-24	.292	0-0	.000	1	12	13	1.9	5-0	6	1	0	2	23	3.3



23 HUNTER SALLIS

JUNIOR / 6-5 / 195 / G / OMAHA, NEB.

19.1 PPG | 3.1 RPG | 2.1 APG | 1.1 SPG | 50.0 FG% | 44.2 3FG% | 85.0 FT% | 35.3 MPG

SEASON/CAREER HIGHS

POINTS

Career: 24, twice - last vs. Florida (11/29/23)
Season: 24, twice - last vs. Florida (11/29/23)

REBOUNDS

Career: 7, vs. Central Michigan (11/22/21)
Season: 4, 4x - last vs. Florida (11/29/23)

FIELD GOALS

Career: 9, vs. LSU (11/19/23)
Season: 9, vs. LSU (11/19/23)

FIELD GOAL ATTEMPTS

Career: 18, at Georgia (11/10/23)
Season: 18, at Georgia (11/10/23)

3-POINTERS

Career: 4, twice - last vs. LSU (11/19/23)
Season: 4, twice - last vs. LSU (11/19/23)

3-POINT ATTEMPTS

Career: 10, vs. LSU (11/19/23)
Season: 10, vs. LSU (11/19/23)

FREE THROWS

Career: 6, twice - last vs. Florida (11/29/23)
Season: 6, vs. Florida (11/29/23)

FREE THROW ATTEMPTS

Career: 7, vs. Florida (11/29/23)
Season: 7, vs. Florida (11/29/23)

ASSISTS

Career: 7, vs. Portland (1/14/23)
Season: 4, vs. Florida (11/29/23)

TURNOVERS

Career: 4, vs. North Alabama (12/28/21)
Season: 6, vs. LSU (11/19/23)

BLOCKS

Career: 2, at Saint Mary's (Calif.) (2/4/23)
Season: 1, 3x - last vs. LSU (11/19/23)

STEALS

Career: 4, vs. Bellarmine (11/19/21)
Season: 3, vs. Charleston So. (11/24/23)

MINUTES

Career: 39, at Georgia (11/10/23)
Season: 45, vs. LSU (11/19/23)

2023-24 Game-by-Game

#23 SALLIS, Hunter

Opponent	Date	GS	MIN	Total		3-Pointers		Free throws		Rebounds				PF	A	TO	BLK	STL	PTS	AVG	
				FG-FGA	PCT	3FG-3FGA	PCT	FT-FTA	PCT	OFF	DEF	TOT	AVG								
Elon	11/06/2023	*	23:57	7-14	.500	3-7	.429	2-2	1.000	1	1	2	2.0	1	1	0	0	0	19	19.0	
at Georgia	11/10/2023	*	38:45	5-18	.278	2-7	.286	1-2	.500	1	1	2	2.0	3	2	3	0	0	13	16.0	
vs Utah	11/16/2023	*	34:40	8-13	.615	2-5	.400	2-2	1.000	1	1	2	2.0	3	2	1	1	2	20	17.3	
vs Towson	11/17/2023	*	37:16	8-12	.667	4-6	.667	4-5	.800	1	3	4	2.5	1	3	1	1	1	24	19.0	
vs LSU	11/19/2023	*	45:00	9-16	.563	4-10	.400	0-0	.000	0	4	4	2.8	3	1	6	1	0	22	19.6	
Charleston So.	11/24/2023	*	30:30	4-10	.400	2-4	.500	2-2	1.000	0	4	4	3.0	1	2	1	0	3	12	18.3	
Florida	11/29/2023	*	36:48	8-15	.533	2-4	.500	6-7	.857	1	3	4	3.1	3	4	3	0	2	24	19.1	
Totals			7	246:55	49-98	.500	19-43	.442	17-20	.850	5	17	22	3.1	15	15	15	3	8	134	19.1

Player Averages

Games Played	Minutes/game	Points/game	FG Pct	3FG Pct	FT Pct	Rebounds/game	Assists/game	Turnovers/game	Assist/Turnover ratio	Steals/game	Blocks/game
7	35.3	19.1	50.0	44.2	85.0	3.1	2.1	2.1	1.0	1.1	0.4

SALLIS, Hunter

				Field Goals		3-Point		F-Throws		Rebounds				Scoring						
SEASON	TEAM	GP-GS	MIN/AVG	FG-FGA	FG%	3FG-3FGA	3FG%	FT-FTA	FT%	OFF	DEF	TOT	AVG	PF-FO	A	TO	BLK	STL	PTS	AVG
2021-22	Gonz	32-0	432/13.5	57-101	.564	5-19	.263	17-24	.708	18	45	63	2.0	35-0	20	21	5	19	136	4.3
2022-23	Gonz	37-0	619/16.7	61-131	.466	11-43	.256	32-41	.780	19	62	81	2.2	73-3	51	28	7	24	165	4.5
2023-24	WF	7-7	247/35.3	49-98	.500	19-43	.442	17-20	.850	5	17	22	3.1	15-0	15	15	3	8	134	19.1
TOTAL FOR WF	7-7	247/35.3	49-98	.500	.500	19-43	.442	17-20	.850	5	17	22	3.1	15-0	15	15	3	8	134	19.1
TOTAL	76-7	1298/17.1	167-330	.506	.506	35-105	.333	66-85	.776	42	124	166	2.2	123-3	86	64	15	51	435	5.7



25 ZACH KELLER

SOPHOMORE / 6-10 / 225 / F / HIGHLANDS RANCH, COLO.

2.7 PPG | 2.7 RPG | 16.5 MPG

SEASON/CAREER HIGHS

POINTS

Career: 11, vs. La Salle (11/18/22)

Season: 10, vs. Utah (11/16/23)

REBOUNDS

Career: 5, twice - last vs. Towson (11/17/23)

Season: 5, twice - last vs. Towson (11/17/23)

FIELD GOALS

Career: 4, twice - last vs. Utah (11/16/23)

Season: 4, vs. Utah (11/16/23)

FIELD GOAL ATTEMPTS

Career: 9, vs. Utah (11/16/23)

Season: 9, vs. Utah (11/16/23)

3-POINTERS

Career: 2, twice - last vs. Utah (11/16/23)

Season: 2, vs. Utah (11/16/23)

3-POINT ATTEMPTS

Career: 4, twice - last vs. Utah (11/16/23)

Season: 4, vs. Utah (11/16/23)

FREE THROWS

Career: 4, at Clemson (12/2/22)

Season: 1, twice - last vs. Charleston So. (11/24/23)

FREE THROW ATTEMPTS

Career: 6, at Clemson (12/2/22)

Season: 2, 3x - last vs. Florida (11/29/23)

ASSISTS

Career: 1, 4x - last vs. LSU (11/19/23)

Season: 1, vs. LSU (11/19/23)

TURNOVERS

Career: 2, twice - last vs. LSU (11/19/23)

Season: 2, vs. LSU (11/19/23)

BLOCKS

Career: 2, vs. Towson (11/17/23)

Season: 2, vs. Towson (11/17/23)

STEALS

Career: 3, vs. Fairfield (11/7/22)

Season: 2, vs. LSU (11/19/23)

MINUTES

Career: 24, vs. La Salle (11/18/22)

Season: 29, vs. Utah (11/16/23)

2023-24 Game-by-Game

#25 KELLER, Zach

Opponent	Date	GS	MIN	Total		3-Pointers		Free throws		Rebounds				PF	A	TO	BLK	STL	PTS	AVG
				FG-FGA	PCT	3FG-3FGA	PCT	FT-FTA	PCT	OFF	DEF	TOT	AVG							
Elon	11/06/2023		03:02	0-1	.000	0-0	.000	0-0	.000	0	1	1	1.0	0	0	0	0	0	0	0.0
at Georgia	11/10/2023		01:26	0-0	.000	0-0	.000	0-0	.000	0	0	0	0.5	0	0	1	0	0	0	0.0
vs Utah	11/16/2023	*	28:44	4-9	.444	2-4	.500	0-0	.000	1	4	5	2.0	3	0	1	1	0	10	3.3
vs Towson	11/17/2023	*	22:46	1-3	.333	1-2	.500	1-2	.500	0	5	5	2.8	3	0	0	2	1	4	3.5
vs LSU	11/19/2023	*	21:38	0-1	.000	0-1	.000	0-0	.000	0	3	3	2.8	5	1	2	0	2	0	2.8
Charleston So.	11/24/2023	*	16:56	2-4	.500	0-1	.000	1-2	.500	0	1	1	2.5	3	0	0	0	0	5	3.2
Florida	11/29/2023	*	21:18	0-3	.000	0-3	.000	0-2	.000	0	4	4	2.7	1	0	1	0	1	0	2.7
Totals		5	115:50	7-21	.333	3-11	.273	2-6	.333	1	18	19	2.7	15	1	5	3	4	19	2.7

Player Averages

Games Played	Minutes/game	Points/game	FG Pct	3FG Pct	FT Pct	Rebounds/game	Assists/game	Turnovers/game	Assist/Turnover ratio	Steals/game	Blocks/game
7	16.5	2.7	33.3	27.3	33.3	2.7	0.1	0.7	0.2	0.6	0.4

KELLER, Zach

				Field Goals		3-Point		F-Throws		Rebounds				Scoring						
SEASON	TEAM	GP-GS	MIN/AVG	FG-FGA	FG%	3FG-3FGA	3FG%	FT-FTA	FT%	OFF	DEF	TOT	AVG	PF-FO	A	TO	BLK	STL	PTS	AVG
2022-23	WF	17-6	183/10.8	13-36	.361	4-20	.200	9-14	.643	10	16	26	1.5	26-0	3	6	2	7	39	2.3
2023-24	WF	7-5	116/16.5	7-21	.333	3-11	.273	2-6	.333	1	18	19	2.7	15-1	1	5	3	4	19	2.7
TOTAL		24-11	299/12.4	20-57	.351	7-31	.226	11-20	.550	11	34	45	1.9	41-1	4	11	5	11	58	2.4



30 DAMARI MONSANTO

R-SENIOR / 6-6 / 215 / G / PEMBROKE PINES, FLA.

-- PPG | -- RPG | -- SPG | -- 3FG% | -- FT% | -- MPG

SEASON/CAREER HIGHS

POINTS

Career: 28, at Notre Dame (2/4/23)
Season: N/A

REBOUNDS

Career: 14, vs. VMI (1/18/21)
Season: N/A

FIELD GOALS

Career: 9, 3x - last at Notre Dame (2/4/23)
Season: N/A

FIELD GOAL ATTEMPTS

Career: 19, vs. Virginia (1/21/23)
Season: N/A

3-POINTERS

Career: 8, at Notre Dame (2/4/23)
Season: N/A

3-POINT ATTEMPTS

Career: 15, vs. Virginia (1/21/23)
Season: N/A

FREE THROWS

Career: 7, vs. Chattanooga (3/6/21)
Season: N/A

FREE THROW ATTEMPTS

Career: 8, vs. Chattanooga (3/6/21)
Season: N/A

ASSISTS

Career: 3, twice - last vs. Georgia Tech (2/11/23)
Season: N/A

TURNOVERS

Career: 4, at North Carolina (1/4/23)
Season: N/A

BLOCKS

Career: 2, 4x - last vs. Virginia (1/21/23)
Season: N/A

STEALS

Career: 4, vs. Austin Peay (11/26/20)
Season: N/A

MINUTES

Career: 36, 2x - last vs. UNCG (2/27/21)
Season: N/A

2022-23 GAME-BY-GAME STATS

#30 MONSANTO, Damari

Opponent	Date	GS	MIN	Total		3-Pointers		Free throws		Rebounds				PF		A		TO		BLK		STL		PTS	AVG
				FG-FGA	PCT	3FG-3FGA	PCT	FT-FTA	PCT	OFF	DEF	TOT	AVG												
Fairfield	11/07/2022		04:13	0-2	.000	0-1	.000	0-0	.000	0	3	3	3.0	1	0	0	0	0	0	0	0	0	0.0		
Georgia	11/11/2022		12:35	0-5	.000	0-3	.000	0-0	.000	0	1	1	2.0	0	0	0	0	2	0	0	0	0.0			
Utah Valley	11/15/2022		08:56	2-5	.400	2-4	.500	0-0	.000	0	2	2	2.0	0	0	1	0	1	0	1	6	2.0			
vs La Salle	11/18/2022		20:14	5-10	.500	4-7	.571	0-0	.000	0	5	5	2.8	3	0	0	2	0	14	5.0	5.0				
vs LMU (CA)	11/20/2022		24:28	3-9	.333	3-8	.375	0-0	.000	0	1	1	2.4	3	0	0	0	1	9	5.8					
South Carolina St.	11/23/2022	*	19:41	6-11	.545	4-8	.500	0-0	.000	1	4	5	2.8	2	1	1	0	2	16	7.5					
Hampton	11/26/2022	*	21:30	7-11	.636	6-9	.667	0-0	.000	0	4	4	3.0	0	0	1	0	3	20	9.3					
at Wisconsin	11/29/2022	*	32:39	5-13	.385	2-8	.250	1-3	.333	1	1	2	2.9	3	0	1	0	2	13	9.8					
at Clemson	12/02/2022	*	25:02	3-12	.250	2-8	.250	0-0	.000	0	3	3	2.9	1	1	2	0	3	8	9.6					
vs LSU	12/10/2022	*	22:43	2-10	.200	2-10	.200	0-0	.000	0	1	1	2.7	0	1	1	0	1	6	9.2					
at Rutgers	12/17/2022		31:59	7-15	.467	6-12	.500	2-3	.667	2	1	3	2.7	1	0	3	0	0	22	10.4					
Duke	12/20/2022	*	29:12	4-11	.364	3-9	.333	2-2	1.000	0	5	5	2.9	2	2	0	0	2	13	10.6					
Virginia Tech	12/31/2022	*	18:00	2-7	.286	1-5	.200	4-4	1.000	0	3	3	2.9	3	0	0	0	0	9	10.5					
at North Carolina	01/04/2023	*	28:47	6-11	.545	3-8	.375	2-2	1.000	0	7	7	3.2	2	1	4	0	3	17	10.9					
at Louisville	01/07/2023	*	28:51	8-16	.500	5-12	.417	0-0	.000	0	4	4	3.3	2	0	1	0	1	21	11.6					
Florida St.	01/11/2023	*	27:50	6-8	.750	6-7	.857	4-4	1.000	0	4	4	3.3	4	2	2	1	0	22	12.3					
at Boston College	01/14/2023	*	21:35	1-6	.167	1-5	.200	0-0	.000	0	5	5	3.4	1	1	1	0	2	3	11.7					
Clemson	01/17/2023	*	28:02	6-10	.600	3-7	.429	2-2	1.000	0	3	3	3.4	1	1	0	0	0	17	12.0					
Virginia	01/21/2023	*	34:12	9-19	.474	7-15	.467	0-0	.000	0	3	3	3.4	3	0	0	2	0	25	12.7					
at Pittsburgh	01/25/2023	*	13:22	3-7	.429	2-5	.400	1-2	.500	0	2	2	3.3	4	0	2	0	0	9	12.5					
NC State	01/28/2023	*	31:21	8-15	.533	3-7	.429	3-4	.750	1	3	4	3.3	2	1	0	0	1	22	13.0					
at Duke	01/31/2023	*	35:54	4-16	.250	3-12	.250	3-3	1.000	0	3	3	3.3	1	0	1	1	0	14	13.0					
at Notre Dame	02/04/2023	*	29:30	9-15	.600	8-13	.615	2-2	1.000	0	7	7	3.5	2	1	3	1	0	28	13.7					
North Carolina	02/07/2023	*	32:54	4-11	.364	3-9	.333	5-5	1.000	0	7	7	3.6	2	0	1	0	1	16	13.8					
Georgia Tech	02/11/2023	*	29:09	2-9	.222	1-7	.143	0-0	.000	2	7	9	3.8	2	3	3	0	1	5	13.4					
at Miami (FL)	02/18/2023	*	21:09	4-12	.333	4-12	.333	2-2	1.000	0	1	1	3.7	4	0	1	0	0	14	13.4					
at NC State	02/22/2023	*	16:51	3-4	.750	3-4	.750	0-0	.000	0	1	1	3.6	0	1	2	0	0	9	13.3					
Totals			21 650:40	119-280	.425	87-215	.405	33-38	.868	7	91	98	3.6	49	16	31	7	26	358	13.3					

Player Averages

Games Played	Minutes/game	Points/game	FG Pct	3FG Pct	FT Pct	Rebounds/game	Assists/game	Turnovers/game	Assist/Turnover ratio	Steals/game	Blocks/game
27	24.1	13.3	42.5	40.5	86.8	3.6	0.6	1.1	0.5	1.0	0.3

MONSANTO, Damari

				Field Goals		3-Point		F-Throws		Rebounds										Scoring	
SEASON	TEAM	GP-GS	MIN/AVG	FG-FGA	FG%	3FG-3FGA	3FG%	FT-FTA	FT%	OFF	DEF	TOT	AVG	PF-FO	A	TO	BLK	STL	PTS	AVG	
2020-21	ETSU	25-20	682/27.3	102-249	.410	52-147	.354	38-48	.792	37	146	183	7.3	48-0	23	36	6	27	294	11.8	
2021-22	WF	17-1	275/16.2	42-106	.396	34-86	.395	6-10	.600	18	40	58	3.4	33-0	13	18	2	13	124	7.3	
2022-23	WF	27-21	651/24.1	119-280	.425	87-215	.405	33-38	.868	7	91	98	3.6	49-0	16	31	7	26	358	13.3	
TOTAL FOR WF		44-22	925/21.0	161-386	.417	121-301	.402	39-48	.813	25	131	156	3.5	82-0	29	49	9	39	482	11.0	
TOTAL		69-42	1607/23.3	263-635	.414	173-448	.386	77-96	.802	62	277	339	4.9	130-0	52	85	15	66	776	11.2	



31

JAO ITUKA

JUNIOR / 6-0 / 195 / G / GAITHERSBURG, MD.

-- PPG | -- RPG | -- APG | -- FG% | -- MPG

SEASON/CAREER HIGHS

POINTS

Career: 34, at Boston University (12/18/21)
Season: N/A

REBOUNDS

Career: 8, at Siena (2/18/22)
Season: N/A

FIELD GOALS

Career: 11, at Boston University (12/18/21)
Season: N/A

FIELD GOAL ATTEMPTS

Career: 19, at Siena (2/18/22)
Season: N/A

3-POINTERS

Career: 2, 3x, last at Quinnipiac (1/28/22)
Season: N/A

3-POINT ATTEMPTS

Career: 4, twice, last at Saint Peter's (2/6/22)
Season: N/A

FREE THROWS

Career: 12, vs. Monmouth (1/16/22)
Season: N/A

FREE THROW ATTEMPTS

Career: 15, vs. Monmouth (1/16/22)
Season: N/A

ASSISTS

Career: 6, vs. Quinnipiac (2/20/22)
Season: N/A

TURNOVERS

Career: 8, at Manhattan (1/30/22)
Season: N/A

BLOCKS

Career: 2, vs. Saint Peter's (1/26/22)
Season: N/A

STEALS

Career: 3, at Siena (2/18/22)
Season: N/A

MINUTES

Career: 32, at Canisius (3/3/22)
Season: N/A

2022-23 GAME-BY-GAME STATS

#10 ITUKA, Jao

Opponent	Date	GS	MIN	Total		3-Pointers		Free throws		Rebounds				PF	A	TO	BLK	STL	PTS	AVG
				FG-FGA	PCT	3FG-3FGA	PCT	FT-FTA	PCT	OFF	DEF	TOT	AVG							
South Carolina St.	11/23/2022		19:24	2-4	.500	0-0	.000	6-6	1.000	0	1	1	1.0	1	3	2	0	0	10	10.0
Hampton	11/26/2022		12:17	2-6	.333	1-2	.500	0-0	.000	1	3	4	2.5	1	2	1	0	5	7.5	
at Clemson	12/02/2022		03:27	0-1	.000	0-0	.000	0-0	.000	0	0	0	1.7	1	0	4	0	0	0	5.0
vs LSU	12/10/2022		02:31	1-2	.500	0-0	.000	0-0	.000	1	1	2	1.8	0	0	0	0	2	4.3	
App State	12/14/2022		05:51	0-2	.000	0-1	.000	1-2	.500	0	0	0	1.4	0	1	0	0	1	3.6	
at Rutgers	12/17/2022		06:42	0-0	.000	0-0	.000	0-0	.000	0	0	0	1.2	1	0	2	0	0	3.0	
Totals			0 50:12	5-15	.333	1-3	.333	7-8	.875	2	5	7	1.2	4	5	10	1	0	18	3.0

Player Averages

Games Played	Minutes/game	Points/game	FG Pct	3FG Pct	FT Pct	Rebounds/game	Assists/game	Turnovers/game	Assist/Turnover ratio	Steals/game	Blocks/game
6	8.4	3.0	33.3	33.3	87.5	1.2	0.8	1.7	0.5	0.0	0.2

ITUKA, Jao

				Field Goals		3-Point		F-Throws		Rebounds				Scoring						
SEASON	TEAM	GP-GS	MIN/AVG	FG-FGA	FG%	3FG-3FGA	3FG%	FT-FTA	FT%	OFF	DEF	TOT	AVG	PF-FO	A	TO	BLK	STL	PTS	AVG
2021-22	Marist	28-16	616/22.0	151-287	.526	16-39	.410	109-142	.768	19	69	88	3.1	54-0	45	66	7	19	427	15.3
2022-23	WF	6-0	50/8.4	5-15	.333	1-3	.333	7-8	.875	2	5	7	1.2	4-0	5	10	1	0	18	3.0
TOTAL FOR WF		6-0	50/8.4	5-15	.333	1-3	.333	7-8	.875	2	5	7	1.2	4-0	5	10	1	0	18	3.0
TOTAL		34-16	667/19.6	156-302	.517	17-42	.405	116-150	.773	21	74	95	2.8	58-0	50	76	8	19	445	13.1



33 MATT MARSH

JUNIOR / 7-1 / 250 / C / CORNWALL, ENGLAND

2.5 PPG | 4.3 RPG | 62.5 FG% | 17.1 MPG

SEASON/CAREER HIGHS

POINTS

Career: 14, vs. LMU (11/20/22)
Season: 4, twice - last vs. Florida (11/29/23)

REBOUNDS

Career: 11, vs. LSU (12/10/22)
Season: 7, at Georgia (11/10/23)

FIELD GOALS

Career: 6, twice - last vs. LSU (12/10/22)
Season: 2, twice - last vs. Florida (11/29/23)

FIELD GOAL ATTEMPTS

Career: 7, vs. LMU (11/20/22)
Season: 4, vs. Florida (11/29/23)

3-POINTERS

Career: N/A
Season: N/A

3-POINT ATTEMPTS

Career: 1, at Kennesaw State (11/23/21)
Season: 1, vs. Elon (11/6/23)

FREE THROWS

Career: 4, vs. South Carolina State (11/23/22)
Season: N/A

FREE THROW ATTEMPTS

Career: 5, 3x - last vs. Virginia Tech (12/31/22)
Season: 1, vs. Florida (11/29/23)

ASSISTS

Career: 3, at Miami (2/18/23)
Season: 1, vs. Elon (11/6/23)

TURNOVERS

Career: 2, twice - last vs. Charleston So. (11/24/23)
Season: 2, vs. Charleston So. (11/24/23)

BLOCKS

Career: 2, at Georgia (11/10/23)
Season: 2, at Georgia (11/10/23)

STEALS

Career: 1, 10x - last at Georgia (11/10/23)
Season: 1, twice - last vs. Florida (11/29/23)

MINUTES

Career: 31, vs. Virginia Tech (12/31/22)
Season: 20, at Georgia (11/10/23)

2023-24 Game-by-Game

#33 MARSH, Matthew

Opponent	Date	GS	MIN	Total		3-Pointers		Free throws		Rebounds				PF	A	TO	BLK	STL	PTS	AVG
				FG-FGA	PCT	3FG-3FGA	PCT	FT-FTA	PCT	OFF	DEF	TOT	AVG							
Elon	11/06/2023	*	14:18	0-1	.000	0-1	.000	0-0	.000	0	2	2	2.0	2	1	0	1	0	0	0.0
at Georgia	11/10/2023	*	20:28	2-2	1.000	0-0	.000	0-0	.000	3	4	7	4.5	0	0	1	2	1	4	2.0
Charleston So.	11/24/2023		14:46	1-1	1.000	0-0	.000	0-0	.000	0	3	3	4.0	1	0	2	0	0	2	2.0
Florida	11/29/2023		18:42	2-4	.500	0-0	.000	0-1	.000	2	3	5	4.3	3	0	1	0	1	4	2.5
Totals		2	68:14	5-8	.625	0-1	.000	0-1	.000	5	12	17	4.3	6	1	4	3	2	10	2.5

Player Averages

Games Played	Minutes/game	Points/game	FG Pct	3FG Pct	FT Pct	Rebounds/game	Assists/game	Turnovers/game	Assist/Turnover ratio	Steals/game	Blocks/game
4	17.1	2.5	62.5	0.0	0.0	4.3	0.3	1.0	0.3	0.5	0.8

MARSH, Matthew

				Field Goals		3-Point		F-Throws		Rebounds				Scoring						
SEASON	TEAM	GP-GS	MIN/AVG	FG-FGA	FG%	3FG-3FGA	3FG%	FT-FTA	FT%	OFF	DEF	TOT	AVG	PF-FO	A	TO	BLK	STL	PTS	AVG
2021-22	WF	13-0	80/6.1	14-21	.667	0-1	.000	9-12	.750	5	16	21	1.6	7-0	0	1	1	4	37	2.8
2022-23	WF	30-16	546/18.2	83-94	.883	0-0	.000	18-43	.419	32	95	127	4.2	53-0	10	11	6	5	184	6.1
2023-24	WF	4-2	68/17.1	5-8	.625	0-1	.000	0-1	.000	5	12	17	4.3	6-0	1	4	3	2	10	2.5
TOTAL		47-18	694/14.8	102-123	.829	0-2	.000	27-56	.482	42	123	165	3.5	66-0	11	16	10	11	231	4.9



40 **RJ KENNAH**
JUNIOR / 6-5 / 195 / G / PARKER, COLO.



45 **VINCENT RICCHIUTI**
JUNIOR / 6-1 / 180 / G / BEIJING, CHINA



51 **KEVIN DUNN**
JUNIOR / 6-2 / 205 / G / WINSTON-SALEM, N.C.



52 WILL UNDERWOOD
SENIOR / 6-6 / 215 / F / ALPHARETTA, GA.



55 OWEN KMETY
SOPHOMORE / 6-6 / 180 / F / CHICAGO, ILL.

FORBES FILE



- Wake Forest Director of Athletics John Currie named Steve Forbes the 23rd head coach of Wake Forest basketball on April 30, 2020.
- Coach Forbes is a proven winner and builder of championship cultures with a 260-77 (.722) overall record in his five years as the head coach at East Tennessee State and at three previous community college head coaching stints.
- ETSU won 130 games and two SoCon championships during his tenure, while all 22 of his seniors earned their ETSU degrees.
- Forbes joined elite company in 2018-19, becoming one of just 10 active Division I head coaches who have reached the 100-win mark in their first four seasons.
- Forbes won at least 24 games in each of his five seasons as the head coach for the Buccaneers while finishing third or better in the SoCon every year.
- During the 2019-20 season, ETSU was having its best season in program history before the cancellation of the NCAA Tournament. The Bucs finished with a 30-4 record and SoCon regular season and tournament titles.
- Forbes earned conference coach of the year along with the Hugh Durham Award, given to the most outstanding mid-major coach in the country.
- During his time as an assistant, the Vols ascended to their first No. 1 overall ranking in program history in 2008 while winning a program record 31 games. In 2015, Wichita State won a NCAA record 35-straight games to start the season, earning the first No. 1 seed in program history.
- Forbes also spent two record-breaking seasons in College Station, Texas (2004-06) when Texas A&M set a program record for Big 12 Conference wins. Picked to finish last in the Big 12 prior to the 2004-05 season, the Aggies won their first 11 games and went on to a 21-10 record and an appearance in the National Invitation Tournament. In 2005-06, Texas A&M advanced to the NCAA Tournament for the first time since 1987 while recording a 22-9 record, the third-most wins in school history.
- A native of Lone Tree, Iowa, Forbes graduated from Southern Arkansas University with a degree in secondary education in 1988.

Year	School	Record	Pct.	Conf.	Pct.	Postseason
2022-23	Wake Forest	19-14	.576	10-10	.500	
2021-22	Wake Forest	25-10	.714	13-7	.650	NIT Quarterfinals
2020-21	Wake Forest	6-16	.272	3-15	.167	
2019-20	ETSU	30-4	.882	16-20	.889	
2018-19	ETSU	24-10	.705	13-5	.722	CIT First Round
2017-18	ETSU	25-9	.735	14-4	.778	
2016-17	ETSU	27-8	.771	14-4	.778	NCAA First Round
2015-16	ETSU	24-12	.666	14-4	.778	Vegas 16 Semifinals
2012-13	NW Florida State	30-4	.882	11-1	.916	NJCAA DI National Runner-Up
2011-12	NW Florida State	32-2	.941	11-1	.916	NJCAA DI National Runner-Up
1997-98	Barton County CC	29-4	.878	14-2	.875	
1996-97	Barton County CC	24-8	.750	11-5	.687	
1995-96	Barton County CC	15-16	.937	5-7	.416	
1991-95	Southwestern CC	36-29	.805			

PERSONAL INFORMATION

Born: March 22, 1965
 Hometown: Lone Tree, Iowa
 Education: Southern Arkansas, '88
 (B.S., History)
 Wife: Johnetta
 Children: Elizabeth, Christopher, Johnathon

COACHING CAREER

2020-Pres.	Wake Forest	Head Coach
2015-20	ETSU	Head Coach
2013-15	Wichita State	Assistant Coach
2011-13	NW Florida State	Head Coach
2006-11	Tennessee	Assistant Coach
2004-06	Texas A&M	Assistant Coach
2003-04	Illinois State	Assistant Coach
2000-03	La. Tech	Assistant Coach
1998-99	Idaho	Assistant Coach
1995-98	Barton County CC	Head Coach
1991-95	Southwestern CC	Head Coach

WHAT THEY'RE SAYING...

"He's one of my very closest friends. We go way, way back to when we were both just starting out. I think Wake has got themselves one of the best coaches in the country. The guy has worked his way up and been in a lot of different places and had a lot of success. I'm super excited for Coach Forbes and for Wake Forest as well. It's going to be a great hire for them." -Nick Nurse, Toronto Raptors head coach

"Steve Forbes is a terrific choice for Wake Forest. He is a fine teacher of the game and a proven winning coach. Coach Forbes built a sustained winner at East Tennessee State, and I have no doubt he'll do the same at Wake Forest." -Jay Bilas, ESPN

"Coach Forbes is one the best coaches I've played for and he's an even better person when you get to know him. I'm so happy that he's getting his shot. There's nobody who deserves it more than him." -Fred VanVleet, Toronto Raptors guard and former Wichita State player under Forbes

"Steve is certainly a tremendous basketball coach, but that tells only part of his story. He is also a great family man, a fabulous relationship builder and a very like-able person. Wake Forest will enjoy his teams for how hard they compete and will cherish his tenure leading their basketball program." -Gregg Marshall, Wichita State head men's basketball coach

ASSISTANT COACHING STAFF



ASSISTANT COACH
BJ McKIE

BJ McKie, a former All-SEC player at South Carolina, joined the Wake Forest basketball staff in May 2020 after coaching alongside Steve Forbes for three seasons at East Tennessee State. McKie joined the ETSU staff prior to the 2017-18 season after a 15-year professional playing career.

McKie is the most decorated player in South Carolina basketball history. The SEC Freshman of the Year in 1996, he became just the 12th player in league history to be named first team All-SEC by the Associated Press in three seasons. The two-year captain played in 123 consecutive games at guard for the Gamecocks, scoring in double figures in 111 games and collecting 38 games with 20 or more points. McKie was third in the SEC in scoring as a senior in 1999 with a 17.3 average. He helped the Gamecocks to the NCAA Tournament in 1997 and 1998 and represented South Carolina as an SEC Legend in 2011. McKie is one of just five Gamecock players to have his jersey retired after having scored 2,119 points at USC, the most of any Gamecock in school history.

Following his playing career, the Norfolk, Va. native played professionally both in the U.S. and overseas. McKie was a 2001 CBA All-Star while playing with the Connecticut Pride and spent time playing in France, Cyprus, Italy, and Israel while being named a Player of the Year in Germany.

He started his coaching career at Charleston Southern in 2011 and spent six years alongside head coach Barclay Radebaugh. McKie was a part of two CSU Big South regular season championship teams and helped the Bucs to a pair of NIT berths. He helped guide CSU to its winningest season in school history in 2015 and was promoted to associate head coach following the season.

McKie and his wife, the former Brittany Brooks, have a son Justin who played basketball at South Carolina and was a member of USC's 2017 Final Four team. BJ and Brittany also welcomed their daughter, Brielle Tonya McKie, in August of 2020.



ASSISTANT COACH
JASON SHAY

Jason Shay joined the Demon Deacons coaching staff on June 1, 2021.

While helping student-athletes achieve their goals on and off the floor, Jason Shay is a veteran coach that has been a part of one Elite Eight appearance, three Sweet 16 runs, 10 NCAA Tournaments and five conference championships in his 21 years as a collegiate coach.

Coach Forbes and Shay spent 12 seasons working together at East Tennessee State (2015-2020), Northwest Florida State College (2011-13) and Tennessee (2006-11) where the duo has led those institutions to an astounding 315-101 overall record, which is an average of 26 wins per season.

While at ETSU, Shay coached current Demon Deacon Damari Monsanto to Southern Conference Freshman of the Year and third team All-Conference honors in 2020-21. After redshirting under Forbes in his true freshman season two years ago, Monsanto played in all 25 games with 20 starts for the Buccaneers during last year, averaging 11.8 points and 7.3 rebounds in 27.4 minutes.

In his lone season as the Bucs head coach Coach Shay was named a finalist for the 2020-21 Joe B. Hall Award, which is presented annually to the top first-year coach in Division I college basketball. Shay led the Blue and Gold to a 13-win campaign, including eight in Southern Conference play. ETSU sat atop the league standings through the first seven games of the season as they won six of its first seven SoCon games. The Bucs defeated every team they played in conference at least once.

Prior to 2020-21, Shay spent five seasons as the Buccaneers' assistant coach under Steve Forbes where ETSU compiled an overall record of 130-42. The 130 wins are the most over a five-year run in program history and in the SoCon during that five-year (2015-20) span. The Bucs also won two Southern Conference regular season championships, two SoCon Tournament championships and made two NCAA Tournament appearances. In 2019-20, the Buccaneers set a program-record with 30 wins, becoming just the fourth team in SoCon history to accomplish the feat. In 2017-18, the Blue and Gold tied the school record by winning 16 straight games – a streak that was the longest in the country at one point that season.



ASSISTANT COACH
MATT WOODLEY

Wake Forest men's basketball coach Steve Forbes announced the addition of Matt Woodley to his staff as a special assistant in September 2020 and he was moved to assistant coach in April 2022.

Woodley came to Winston-Salem after spending two years at Drake University in Des Moines, Iowa as an assistant coach under Darian DeVries. He boasts extensive and diverse experience at the professional, collegiate and high school levels. Woodley has coached 21 (now 23) future NBA players including Klay Thompson and Hassan Whiteside in addition to serving as the head coach of the Memphis Grizzlies D-League team and an assistant for the franchise's summer league team.

As a three-year starter at Drake, Woodley played in 83 games and was twice named honorable mention All-MVC and the team MVP as a senior in 1999-00. He ended his career as the program's all-time leader in three-pointers and steals. He remains the Bulldogs' all-time steals leader with 194 and earned a bachelor's degree in education from Drake in 2000.

Since earning his degree, Woodley has accumulated nearly two decades of extensive coaching experience at nearly every level of the game. Prior to Drake, he served as special assistant to the head coach at the University of Pittsburgh during the 2017-18 season, where he assisted with game preparation, practice plans, scouting reports as well as day-to-day basketball operations.

Prior to Pitt, he gained experience in the professional ranks with three seasons on the staff of NBA G-League's Iowa Energy, including serving as the organization's head coach in 2016-17.

Woodley joined the NBA following three seasons as the head coach at Division II Truman State where he improved the team's record in each of his three seasons to amass a 38-44 record as a head coach by taking over a lagging program and leading the team to eight, 10 and 20 wins in his three seasons. In 2013-14, he guided the program to just the sixth 20-win season in program history and set a program record with 13 conference victories.



ASSISTANT COACH
DEMETRIS NICHOLS

Wake Forest men's basketball head coach Steve Forbes announced the addition of assistant coach Demetris Nichols to the program in May 2023.

Nichols came to Winston-Salem after being a part of the coaching staff within the Toronto Raptors organization. Prior to his stint with the Raptors, he spent a year at his alma mater, Syracuse University, as a graduate assistant for the men's basketball program.


A standout player for the Orange from 2003-07, Nichols scored over 1,300 points during his four-year collegiate career, along with earning multiple accolades as a senior. Nichols led the Big East in scoring average (18.9) during the 2006-07 campaign, while additionally pacing Syracuse in three-point baskets (100), free-throw percentage (.850) and minutes-played average (34.8). Nichols finished his college days with 205 three-pointers made, ranking eighth within program history and is also tied for 35th all-time in total points.

A native of Boston, Massachusetts, Nichols was drafted in the second round of the 2007 NBA Draft, beginning his career with the Cleveland Cavaliers and making his debut on November 28, 2007.

The 6-8 forward began the 2008-09 season with the Chicago Bulls before also spending time with the New York Knicks that same year.

Through the next near-decade, Nichols split time in the NBA G League and overseas competition. From 2015-18, he collected championships while playing in the VTB United League, EuroLeague, Greek League and Croatian League. A two-year span also saw Nichols finish as a winner of the 2017 ABA League Supercup, 2017 Greek Cup, and 2018 Croatian Cup. He averaged 18.7 points per game, along with 5.4 rebounds, in 49 appearances for Sioux Falls Skyforce during 2012-13, en route to being named an All-NBA D-League First Team pick and all-star.

In 2019, Nichols entered the broadcasting field with ACC Network Extra, covering Syracuse men's basketball games. Additionally, he acted as the color analyst for the Westchester Knicks of the NBA G League on MSG Network during 2020.



ASSISTANT COACH
ANTANAS
KAVALIAUSKAS

Antanas Kavaliauskas joins the Wake Forest basketball staff after an extensive professional career in Europe. A native of Vilnius, Lithuania, he entered the United States in the fall of 2003 to play basketball at Barton Community College in Kansas. After successful years on the court and in the classroom, Kavaliauskas earned his associate degree and transferred to Texas A&M where he finished his collegiate career with an NCAA Sweet 16 appearance in 2007 and a bachelor's degree in Agriculture.

Soon after graduating, Kavaliauskas played professionally in the Euroleague for 12 years, the last four of which were played in his home country of Lithuania. He also played for the Lithuanian National Team during the summers of 2005 and 2007. His team won gold at the U21 World Championships in Argentina in 2005 and won gold again at the Universiade in Thailand in 2007. He was called up to the Lithuanian National Team in 2012 for the Summer Olympics in London and represented Lithuania at the 2016 Summer Olympics in Rio.

During his playing career, Kavaliauskas was an LKL or LBL champion seven times and earned LKL MVP status twice. In 2015, he won a silver medal playing for the Lithuanian national team in the European Championship. Three years later in 2018, BC Zalgiris Kaunas finished third in the Euroleague.

He and his wife, Amanda, have one daughter, Alayna, and one son, Aaron.

BOX SCORES


GAME 1
ELON
WAKE FOREST
78
101

NOV. 6 - LJVM - ACCNX

Wake Forest	Min	FG	FT	R	A	TP
Cameron Hildreth*	39	13-18	5-6	6	5	33
Andrew Carr*	34	7-9	10-11	9	1	24
Hunter Sallis*	24	7-14	2-2	2	1	19
Kevin Miller*	24	7-13	2-2	5	0	17
Matthew Marsh*	14	0-1	0-0	2	1	0
Parker Friedrichsen	24	3-6	0-0	3	2	8
Marqus Marion	29	0-2	0-0	6	0	0
Abramo Canka	9	0-1	0-0	0	0	0
Zach Keller	3	0-1	0-0	1	0	0
Team	--	--	--	3	--	--
TOTAL	200	37-65	19-21	37	10	101

Elon	Min	FG	FT	R	A	TP
Max Mackinnon*	29	4-9	5-6	4	4	14
Nick Dorn*	20	3-6	4-4	0	0	13
Rob Higgins*	24	3-7	2-2	1	2	8
Kendall Campbell*	15	3-6	0-0	3	0	7
JaDun Michael*	11	0-0	0-0	1	0	0
Zac Ervin	27	6-9	1-1	2	1	17
TK Simpkins	25	6-9	0-3	5	1	13
LA Pratt	19	2-7	0-0	0	2	4
Deandre Smart	13	1-5	0-0	2	0	2
Isaac Harrell	12	0-1	0-0	2	0	0
Ned Hull	5	0-0	0-0	0	0	0
Team	--	--	--	2	--	--
TOTAL	200	28-59	12-16	22	10	78

Points from	WFU	ELON
Turnovers	14	14
Paint	58	26
Second Chance	15	5
Fast Breaks	10	12
Bench	8	36

Period by Period Scoring	First	Second	Total
Elon	55	23	78
Wake Forest	43	58	101


GAME 2
WAKE FOREST
GEORGIA
77
80

NOV. 10 - STEGEMAN COLISEUM - SEC NETWORK

Wake Forest	Min	FG	FT	R	A	TP
Kevin Miller*	30	6-15	7-7	6	7	22
Andrew Carr*	29	6-11	4-5	8	1	18
Hunter Sallis*	39	5-18	1-2	2	2	13
Cameron Hildreth*	35	4-13	2-2	2	3	12
Matthew Marsh*	20	2-2	0-0	7	0	4
Marqus Marion	29	1-2	2-2	8	0	5
Parker Friedrichsen	14	1-3	0-0	2	1	3
Abramo Canka	3	0-0	0-0	0	0	0
Zach Keller	1	0-0	0-0	0	0	0
Team	--	--	--	6	--	--
TOTAL	200	25-64	16-18	41	14	77

Georgia	Min	FG	FT	R	A	TP
Noah Thomasson*	35	9-18	0-0	5	3	21
Jabiri Abdur-Rahim*	31	5-12	4-4	4	0	17
Russel Tchewa*	21	5-11	1-2	6	1	11
RJ Melendez*	32	4-7	2-3	6	2	10
Silas Demary Jr.*	28	3-5	4-4	5	2	10
Jalen DeLoach	19	2-5	1-4	7	0	5
Blue Cain	15	1-3	0-1	0	1	2
Justin Hill	15	1-3	0-0	0	1	2
Dylan James	4	1-2	0-0	1	1	2
Team	--	--	--	4	--	--
TOTAL	200	31-66	12-18	38	11	80

Points from	WFU	UGA
Turnovers	6	12
Paint	26	46
Second Chance	18	16
Fast Breaks	12	14
Bench	8	11

Period by Period Scoring	First	Second	Total
Wake Forest	36	41	77
Georgia	40	40	80


GAME 4
TOWSON
WAKE FOREST
61
71

NOV. 17 - TD ARENA - ESPNU

Towson	Min	FG	FT	R	A	TP
Tyler Tejada*	34	7-16	3-3	3	1	17
Messiah Jones*	24	4-9	4-5	9	0	12
Charles Thompson*	34	4-13	3-4	9	1	11
Christian May*	29	3-10	0-0	6	0	6
Rahdir Hicks*	5	0-0	0-0	0	0	0
Dylan Williamson	24	3-9	0-0	2	1	8
Mekhi Lowery	18	1-3	1-2	5	0	3
Tomiwa Sulaiman	16	0-2	2-2	6	1	2
Chase Paar	6	1-1	0-0	1	0	2
Tyler Coleman	10	0-0	0-0	1	0	0
Team	--	--	--	3	--	--
TOTAL	200	23-63	13-16	45	4	61

Wake Forest	Min	FG	FT	R	A	TP
Kevin Miller*	34	11-17	3-5	0	3	25
Hunter Sallis*	37	8-12	4-5	4	3	24
Cameron Hildreth*	28	4-8	0-0	0	2	9
Andrew Carr*	38	1-6	3-5	8	0	6
Zach Keller*	23	1-3	1-2	5	0	4
Parker Friedrichsen	16	1-5	0-0	1	0	3
Marqus Marion	19	0-1	0-0	2	0	0
Abramo Canka	5	0-1	0-0	0	0	0
Team	--	--	--	6	--	--
TOTAL	200	26-53	11-17	26	8	71

Points from	WFU	TOW
Turnovers	9	6
Paint	34	36
Second Chance	7	18
Fast Breaks	9	0
Bench	3	15

Period by Period Scoring	First	Second	Total
Towson	33	28	61
Wake Forest	35	36	71


GAME 3
UTAH
WAKE FOREST
77
70

NOV. 16 - TD ARENA - ESPNU

Utah	Min	FG	FT	R	A	TP
Branden Carlson*	31	12-20	3-4	4	1	31
Cole Bajema*	34	4-9	1-2	5	1	11
Lawson Lovering*	21	4-6	1-1	4	2	9
Rollie Worster*	32	3-5	3-6	5	9	7
Gabe Madsen*	25	3-10	0-0	5	2	7
Ben Carlson	20	3-4	1-2	6	0	2
Hunter Erickson	27	1-4	0-0	3	6	0
Keba Keita	7	0-2	0-0	3	1	0
Luka Tarlac	3	0-0	0-0	0	0	0
Team	--	--	--	3	--	--
TOTAL	200	30-60	9-15	38	22	77

Wake Forest	Min	FG	FT	R	A	TP
Hunter Sallis*	35	8-13	2-2	2	2	20
Cameron Hildreth*	36	6-12	0-0	5	2	14
Andrew Carr*	36	5-11	2-4	3	0	13
Zach Keller*	29	4-9	0-0	5	0	10
Kevin Miller*	25	3-9	0-0	1	3	7
Parker Friedrichsen	24	2-6	0-0	6	2	6
Marqus Marion	15	0-0	0-0	3	2	0
Team	--	--	--	2	--	--
TOTAL	200	28-60	4-6	27	11	70

Points from	WFU	UTAH
Turnovers	16	9
Paint	30	38
Second Chance	6	7
Fast Breaks	0	2
Bench	6	9

Period by Period Scoring	First	Second	Total
Utah	41	29	70
Wake Forest	31	46	77

BOX SCORES



GAME 5

LSU

WAKE FOREST

86

80

NOV. 19 - TD ARENA - ESPN2

LSU	Min	FG	FT	R	A	TP
Will Baker*	38	9-15	4-4	8	1	23
Jordan Wright*	36	5-17	3-7	9	2	15
Jalen Reed*	31	3-9	6-7	6	0	12
Carlos Stewart*	19	3-5	0-0	1	0	8
Mike Williams III*	24	3-8	0-0	2	1	6
Tyrell Ward	28	2-7	4-8	7	3	9
Derek Fountain	19	1-5	4-4	4	0	6
Trae Hannibal	16	2-2	0-1	1	0	4
Mwani Wilkinson	13	1-3	0-0	1	0	3
Daimion Collins	1	0-0	0-0	1	0	0
Team	--	--	--	3	--	--
TOTAL	225	29-71	21-31	43	7	86

Wake Forest	Min	FG	FT	R	A	TP
Hunter Sallis*	45	9-16	0-0	4	1	22
Kevin Miller*	36	5-11	8-8	3	8	19
Cameron Hildreth*	44	5-12	6-6	9	3	18
Andrew Carr*	43	7-16	2-4	9	2	17
Zach Keller*	21	0-1	0-0	3	1	0
Marqus Marion	26	2-2	0-2	5	0	4
Parker Friedrichsen	9	0-2	0-0	1	0	0
Abramo Canka	1	0-0	0-0	0	0	0
Team	--	--	--	5	--	--
TOTAL	225	28-60	16-20	39	15	80

Points from	WFU	LSU
Turnovers	12	16
Paint	32	38
Second Chance	9	8
Fast Breaks	9	8
Bench	4	22

Period by Period Scoring	First	Second	Overtime	Total
LSU	46	26	14	86
Wake Forest	36	36	8	80



GAME 6

CHARLESTON SOUTHERN

WAKE FOREST

56

71

NOV. 24 - LJVM COLISEUM - ACCNX

Charleston Southern	Min	FG	FT	R	A	TP
DJ Patrick	34	6-13	0-0	6	1	13
Taje' Kelly	31	4-13	4-6	11	2	12
RJ Johnson	33	0-7	7-8	0	4	7
Reginald Duhart Jr.	27	2-3	1-2	5	0	6
Louis Hutchinson	23	1-2	0-0	0	0	3
Alahn Sumler	22	4-6	0-0	1	1	10
Nobal Days	9	1-2	0-0	2	0	3
Gaddis Heath III	9	1-3	0-0	2	0	2
Jaiden Thompson	12	0-2	0-0	0	1	0
Team	--	--	--	3	--	--
TOTAL	200	19-51	12-16	30	9	56

Wake Forest	Min	FG	FT	R	A	TP
Cameron Hildreth*	36	6-9	8-8	7	3	21
Kevin Miller*	34	5-13	4-5	1	3	14
Hunter Sallis*	30	4-10	2-2	4	2	12
Andrew Carr*	21	2-7	7-8	10	1	12
Zach Keller*	17	2-4	1-2	1	0	5
Marqus Marion	27	1-1	2-2	4	0	5
Matthew Marsh	15	1-1	0-0	3	0	2
Aaron Clark	8	0-1	0-0	0	0	0
Parker Friedrichsen	8	0-2	0-0	0	0	0
Abramo Canka	4	0-0	0-0	0	0	0
Team	--	--	--	2	--	--
TOTAL	200	21-48	24-27	32	9	71

Points from	WFU	CSU
Turnovers	11	10
Paint	28	16
Second Chance	3	7
Fast Breaks	11	0
Bench	7	15

Period by Period Scoring	First	Second	Total
Charleston Southern	32	24	56
Wake Forest	28	43	71



GAME 7

FLORIDA

WAKE FOREST

71

82

NOV. 29 - LJVM COLISEUM - ESPNU

Florida	Min	FG	FT	R	A	TP
Riley Kugel*	35	9-14	2-3	5	0	24
Zyon Pullin*	33	3-13	6-6	5	5	12
Tyrese Samuel*	32	5-9	1-2	8	1	12
Walter Clayton, Jr.*	27	3-11	5-6	3	2	12
Thomas Haugh*	22	1-2	0-0	6	1	3
Alex Condon	18	2-6	1-2	4	1	5
Will Richard	19	1-1	0-0	2	0	3
Denzel Aberdeen	10	0-4	0-0	0	1	0
Julian Rishwain	4	0-0	0-0	0	0	0
Team	--	--	--	0	--	--
TOTAL	200	24-60	15-19	33	11	71

Wake Forest	Min	FG	FT	R	A	TP
Hunter Sallis*	37	8-15	6-7	4	4	24
Andrew Carr*	38	8-13	3-3	6	2	22
Cameron Hildreth*	40	5-10	8-10	6	4	18
Kevin Miller*	28	4-11	3-6	3	1	11
Zach Keller*	21	0-3	0-2	4	0	0
Matthew Marsh	19	2-4	0-1	5	0	4
Parker Friedrichsen	15	1-1	0-0	0	1	3
Marqus Marion	2	0-0	0-0	0	0	0
Team	--	--	--	6	--	--
TOTAL	200	28-57	20-29	34	12	82

Points from	WFU	UF
Turnovers	22	14
Paint	34	28
Second Chance	9	6
Fast Breaks	6	4
Bench	7	8

Period by Period Scoring	First	Second	Total
Florida	36	35	71
Wake Forest	32	50	82

2023-24 SEASON STATS

Game Records

Record	Overall	Home	Away	Neutral
ALL GAMES	4-3	3-0	0-1	1-2
CONFERENCE	0-0	0-0	0-0	0-0
NON-CONFERENCE	4-3	3-0	0-1	1-2

Score by Periods

Team	1st	2nd	OT	TOT
Wake Forest	251	293	8	552
Opponents	273	222	14	509

Team Box Score

No.	Player				Total		3-Point		F-Throw		Rebounds											
		GP-GS	MIN	AVG	FG-FGA	FG%	3FG-3FGA	3FG%	FT-FTA	FT%	OFF	DEF	TOT	AVG	PF	DQ	A	TO	BLK	STL	PTS	AVG
23	SALLIS, Hunter	7-7	246:55	35.3	49-98	.500	19-43	.442	17-20	.850	5	17	22	3.1	15	0	15	15	3	8	134	19.1
2	HILDRETH, Cameron	7-7	257:06	36.7	43-82	.524	10-23	.435	29-32	.906	3	32	35	5.0	19	0	22	16	1	5	125	17.9
0	MILLER, Kevin	7-7	211:49	30.3	41-89	.461	6-21	.286	27-33	.818	2	17	19	2.7	13	0	25	16	1	11	115	16.4
11	CARR, Andrew	7-7	238:23	34.1	36-73	.493	9-25	.360	31-40	.775	18	35	53	7.6	23	0	7	12	17	4	112	16.0
20	FRIEDRICHSEN, Parker	7-0	108:55	15.6	8-25	.320	7-24	.292	0-0	.000	1	12	13	1.9	5	0	6	1	0	2	23	3.3
25	KELLER, Zach	7-5	115:50	16.5	7-21	.333	3-11	.273	2-6	.333	1	18	19	2.7	15	1	1	5	3	4	19	2.7
33	MARSH, Matthew	4-2	68:14	17.1	5-8	.625	0-1	.000	0-1	.000	5	12	17	4.3	6	0	1	4	3	2	10	2.5
1	MARION, Marqus	7-0	146:35	20.9	4-8	.500	2-4	.500	4-6	.667	9	19	28	4.0	11	0	2	3	4	6	14	2.0
51	DUNN, Kevin	1-0	00:18	0.3	0-0	.000	0-0	.000	0-0	.000	0	0	0	0.0	0	0	0	0	0	0	0	0.0
45	RICCHIUTI, Vincent	1-0	00:18	0.3	0-0	.000	0-0	.000	0-0	.000	0	0	0	0.0	0	0	0	0	0	0	0	0.0
10	CANKA, Abramo	5-0	22:20	4.5	0-2	.000	0-2	.000	0-0	.000	0	0	0	0.0	2	0	0	1	0	0	0	0.0
55	KMETY, Owen	1-0	00:18	0.3	0-0	.000	0-0	.000	0-0	.000	0	0	0	0.0	0	0	0	0	0	0	0	0.0
13	CLARK, Aaron	1-0	07:39	7.7	0-1	.000	0-1	.000	0-0	.000	0	0	0	0.0	1	0	0	0	1	1	0	0.0
52	UNDERWOOD, Will	1-0	00:18	0.3	0-0	.000	0-0	.000	0-0	.000	0	0	0	0.0	0	0	0	0	0	0	0	0.0
Team											12	18	30					5				
Total		7	1425		193-407	.474	56-155	.361	110-138	.797	56	180	236	33.7	110	1	79	78	33	43	552	78.9
Opponents		7	1425		184-430	.428	47-139	.338	94-131	.718	79	170	249	35.6	128	4	74	80	25	49	509	72.7

Team Statistics

	WF	OPP
Scoring	552	509
Points per game	78.9	72.7
Scoring margin	+6.1	-
Field goals-att	193-407	184-430
Field goal pct	.474	.428
3 point fg-att	56-155	47-139
3-point FG pct	.361	.338
3-pt FG made per game	8.0	6.7
Free throws-att	110-138	94-131
Free throw pct	.797	.718
F-Throws made per game	15.7	13.4
Rebounds	236	249
Rebounds per game	33.7	35.6
Rebounding margin	-1.9	-
Assists	79	74
Assists per game	11.3	10.6
Turnovers	78	80
Turnovers per game	11.1	11.4
Turnover margin	+0.3	-
Assist/turnover ratio	1.0	0.9
Steals	43	49
Steals per game	6.1	7.0
Blocks	33	25
Blocks per game	4.7	3.6
Winning streak	2	-
Home win streak	3	-
Attendance	21508	8176
Home games-Avg/Game	3-7169	1-8176
Neutral site-Avg/Game	-	3-2842

Team Results

Date	Opponent		Score	Att.
11/06/2023	Elon	W	101-78	6641
11/10/2023	at Georgia	L	77-80	8176
11/16/2023	vs Utah	L	70-77	2745
11/17/2023	vs Towson	W	71-61	3029
11/19/2023	vs LSU	Lot	80-86	2753
11/24/2023	Charleston So.	W	71-56	6702
11/29/2023	Florida	W	82-71	8165

FINAL 2022-23 CONFERENCE STATS

Game Records

Record	Overall	Home	Away	Neutral
ALL GAMES	10-10	7-3	3-7	0-0
CONFERENCE	10-10	7-3	3-7	0-0
NON-CONFERENCE	0-0	0-0	0-0	0-0

Score by Periods

Team	1st	2nd	OT	TOT
Wake Forest	764	771	0	1535
Opponents	713	801	0	1514

Team Box Score

No.	Player				Total		3-Point		F-Throw		Rebounds													
		GP-GS	MIN	AVG	FG-FGA	FG%	3FG-3FGA	3FG%	FT-FTA	FT%	OFF	DEF	TOT	AVG	PF	DQ	A	TO	BLK	STL	PTS	AVG		
1	APPLEBY, Tyree	20-20	760:57	38.0	108-279	.387	51-148	.345	108-135	.800	7	59	66	3.3	45	1	139	71	2	35	375	18.8		
30	MONSANTO, Damari	17-17	451:42	26.6	82-189	.434	58-145	.400	30-32	.938	3	68	71	4.2	36	0	14	23	5	14	252	14.8		
2	HILDRETH, Cameron	20-19	626:08	31.3	84-191	.440	10-35	.286	65-87	.747	19	80	99	5.0	48	1	47	40	5	28	243	12.2		
11	CARR, Andrew	20-20	643:23	32.2	81-162	.500	20-61	.328	39-50	.780	35	91	126	6.3	51	2	21	24	23	19	221	11.1		
4	WILLIAMSON, Daivien	20-5	485:34	24.3	54-131	.412	37-94	.394	12-13	.923	5	25	30	1.5	23	0	11	13	0	3	157	7.9		
33	MARSH, Matthew	20-14	369:58	18.5	56-63	.889	0-0	.000	10-26	.385	23	59	82	4.1	37	0	9	6	4	2	122	6.1		
0	TAYLOR, Lucas	3-0	58:12	19.4	5-17	.294	5-12	.417	0-0	.000	1	3	4	1.3	5	0	7	4	0	3	15	5.0		
34	KLINTMAN, Bobi	20-3	385:48	19.3	35-85	.412	21-49	.429	9-13	.692	12	67	79	4.0	39	0	16	18	9	7	100	5.0		
20	BRADFORD, Davion	16-1	159:55	10.0	15-22	.682	0-0	.000	5-17	.294	12	21	33	2.1	27	0	1	5	5	0	35	2.2		
25	KELLER, Zach	7-1	50:35	7.2	4-9	.444	0-3	.000	7-10	.700	5	3	8	1.1	9	0	2	0	0	1	15	2.1		
55	KMETY, Owen	1-0	00:52	0.9	0-0	.000	0-0	.000	0-0	.000	0	0	0	0.0	0	0	0	0	0	0	0	0.0		
52	VAN BEVEREN, Grant	1-0	00:52	0.9	0-0	.000	0-0	.000	0-0	.000	0	1	1	1.0	0	0	0	0	0	0	0	0.0		
51	DUNN, Kevin	1-0	00:52	0.9	0-1	.000	0-1	.000	0-0	.000	0	0	0	0.0	0	0	0	0	0	0	0	0.0		
10	ITUKA, Jao	1-0	03:27	3.5	0-1	.000	0-0	.000	0-0	.000	0	0	0	0.0	1	0	0	4	0	0	0	0.0		
45	XU, Xiaolong	1-0	00:52	0.9	0-0	.000	0-0	.000	0-0	.000	0	0	0	0.0	0	0	0	0	0	0	0	0.0		
40	KENNAH, RJ	1-0	00:52	0.9	0-0	.000	0-0	.000	0-0	.000	0	0	0	0.0	0	0	0	0	0	0	0	0.0		
Team											32	24	56				12							
Total		20	4000		524-1150	.456	202-548	.369	285-383	.744	154	501	655	32.8	321	4	267	220	53	112	1535	76.8		
Opponents		20	4000		554-1203	.461	159-444	.358	247-326	.758	184	518	702	35.1	356	5	256	229	76	123	1514	75.7		

Team Statistics

	WF	OPP
Scoring	1535	1514
Points per game	76.8	75.7
Scoring margin	+1.1	-
Field goals-att	524-1150	554-1203
Field goal pct	.456	.461
3 point fg-att	202-548	159-444
3-point FG pct	.369	.358
3-pt FG made per game	10.1	8.0
Free throws-att	285-383	247-326
Free throw pct	.744	.758
F-Throws made per game	14.3	12.4
Rebounds	655	702
Rebounds per game	32.8	35.1
Rebounding margin	-2.4	-
Assists	267	256
Assists per game	13.4	12.8
Turnovers	220	229
Turnovers per game	11.0	11.5
Turnover margin	+0.5	-
Assist/turnover ratio	1.2	1.1
Steals	112	123
Steals per game	5.6	6.2
Blocks	53	76
Blocks per game	2.7	3.8
Winning streak	0	-
Home win streak	0	-
Attendance	96465	113687
Home games-Avg/Game	10-9647	10-11369
Neutral site-Avg/Game	-	0-0

Team Results

Date	Opponent		Score	Att.
12/02/2022	at Clemson	L	57-77	6599
12/20/2022	Duke	W	81-70	10812
12/31/2022	Virginia Tech	W	77-75	8709
01/04/2023	at North Carolina	L	79-88	19031
01/07/2023	at Louisville	W	80-72	11986
01/11/2023	Florida St.	W	90-75	8174
01/14/2023	at Boston College	W	85-63	4655
01/17/2023	Clemson	W	87-77	8047
01/21/2023	Virginia	L	67-76	12443
01/25/2023	at Pittsburgh	L	79-81	7660
01/28/2023	NC State	L	77-79	11092
01/31/2023	at Duke	L	73-75	9314
02/04/2023	at Notre Dame	W	81-64	6152
02/07/2023	North Carolina	W	92-85	11318
02/11/2023	Georgia Tech	W	71-70	8566
02/18/2023	at Miami (FL)	L	87-96	7972
02/22/2023	at NC State	L	74-90	15728
02/25/2023	Notre Dame	W	66-58	9898
02/28/2023	Boston College	L	69-71	7406
03/04/2023	at Syracuse	L	63-72	24590