

RAYMOND JAMES STADIUM | TAMPA, FL  
DECEMBER 23, 2022



2022  
BOWL MEDIA GUIDE

[GASPARILLABOWL.COM](http://GASPARILLABOWL.COM)

## TABLE OF CONTENTS

Quick Facts	2
Key Contacts & Hotel Information	3
Media Information	4-5
Stadium Campus Map	6
TV & Radio Booth Assignments	7
Bowl History	8-10
Game Recaps	11-23
Team Records	24-26
Individual Records	27-29



### NAMING HISTORY

2020-Present:	Union Home Mortgage Gasparilla Bowl
2017-2019:	Bad Boy Mowers Gasparilla Bowl
2015-2016:	St. Petersburg Bowl
2014:	Bitcoin St. Petersburg Bowl
2010-2013:	Beef 'O' Brady's Bowl St. Petersburg
2009:	St. Petersburg Bowl presented by Beef 'O' Brady's
2008:	magicJack St. Petersburg Bowl



**@GASPARILLABOWL**  
**#JOINTHEINVASION**

## QUICK FACTS

DATE	Friday, December 23, 2022
TIME	6:30 p.m. (EST)
LOCATION	Tampa, Florida
STADIUM	Raymond James Stadium
SURFACE	Natural Grass
CAPACITY	65,000

MISSOURI/HOME/East Sideline/Dark Jersey  
 WAKE FOREST/VISITING/West Sideline/Light Jersey

**2021 RESULT:** UCF 29 Florida 17

### GAME OFFICIALS:

#### TELEVISION:

Network: ESPN	
Play-by-Play:	
Analyst:	Sideline:

Network: ESPN Deportes	
Play-by-Play:	
Analyst:	Sideline:

#### NATIONAL RADIO:

Network: Bowl Season Radio	
Play-by-Play:	
Analyst:	Sideline:

#### TICKETS:

Prices: \$40-\$125 (ALL tickets will be digital)  
 Purchase Online: [www.gasparillabowl.com/tickets](http://www.gasparillabowl.com/tickets)

#### PARKING:

Purchase Online: [gasparillabowl.com/parking-directions](http://gasparillabowl.com/parking-directions)  
 Stadium parking will open at 3:30 p.m.

#### STADIUM ENTRY:

Gates open at 5:00 p.m.

#### BOWL WEEK — TEAM ACTIVITIES:

Monday, Dec. 19:	Busch Gardens Day
Tuesday, Dec. 20:	MacDill Air Force Base Tour
Wednesday, Dec. 21:	OnBikes Build (Community Event)
Thursday, Dec. 22:	Gifts Suites
Friday, Dec. 23:	Game Day

### MEDIA CONTACT:

**JACK HEILIG**

e: [Jack@TrifectaTeam.com](mailto:Jack@TrifectaTeam.com) ph: 954.634.2299

## KEY CONTACTS

### UNION HOME MORTGAGE GASPARILLA BOWL STAFF



SCOTT GLASER  
executive director



JENNIFER WAGNER  
associate manager  
events



JACK HEILIG  
media relations &  
press operations

### SCHOOL MEDIA CONTACTS




RYAN KOSLEN  
senior assoc. director of athletics  
koz@missouri.edu  
Office: 573-882-0712  
Cell: 513-497-3132  
**PRIMARY CONTACT**



WILL PANTAGES  
senior assoc. athletic director  
communications & content  
pantagw@wfu.edu  
Office: 336-758-2347  
Cell: 352-275-3398  
**PRIMARY CONTACT**



ANDREW KOVAR  
director  
athletic communications  
kovara@wfu.edu  
Office: 336-758-6099




RYAN SOSIC  
asst. director  
athletic communications  
sosicr@wfu.edu  
Office: 336-758-5842


## HOTEL INFORMATION



**MEDIA HOTEL**  
Westin Tampa Waterside  
725 S Harbour Island Blvd., Tampa, FL



**MISSOURI HOTEL**  
JW Marriott Tampa Water Street  
510 Water St., Tampa, FL



**WAKE FOREST HOTEL**  
Tampa Marriott Water Street  
505 Water St., Tampa, FL

# MEDIA INFORMATION

## BOWL WEEK

### OFFICIAL MEDIA HOTEL

THE WESTIN TAMPA WATERSIDE  
725 S HARBOUR ISLAND BLVD.

### BOWL MEDIA CENTER

The Union Home Mortgage Gasparilla Bowl Media Headquarters will be located at The Westin Tampa Waterside Coral Reef Room. The media center hosts the Bowl Media Staff Office and the Media Work Room. The work room will be setup with multiple work tables and complimentary high speed Wi-Fi service.

### BOWL MEDIA HQ & WORK ROOM HOURS

Mon., Dec. 19: 12:00 p.m. - 4:00 p.m.  
Tues., Dec. 20: 10:00 a.m. - 4:00 p.m.  
Wed., Dec. 21: 10:00 a.m. - 4:00 p.m.  
Thurs., Dec. 22: 12:00 p.m. - 4:00 p.m.

### BOWL WEEK PRACTICE INTERVIEW POLICY

The working press must adhere to the policies established by each school regarding access to team practices.

Following practice, both schools are required to make available the head coach and at least two (2) starting position players. Additionally, the Offensive Coordinator will be available on Tuesday, Dec. 20 and the Defensive Coordinator on Wednesday, Dec. 21.

There is no media availability for the team walk-through on Thursday at Raymond James Stadium.

Specific interview requests should be made through the school media representative.

### BOWL WEEK MEDIA OPPORTUNITIES

Below is a daily list of bowl week team events that are available for media coverage. Please note that not all of the bowl week team events are listed in this section, as not all events are open to the media.

#### MONDAY

Team Arrivals (Time TBD) - Team Hotels

- Head Coach and select players
- Please contact the school's media director for any specific player requests.

#### TUESDAY

Post Practice Interviews (Time TBD) - Location TBD

- Head Coach, Offensive Coordinator, at least two (2) starting position players.
- Please contact the school's media director for any specific player or assistant coach requests.

3:00 p.m. - 5:00 p.m. — MacDill Air Force Base

- Media will need to contact Terry Montrose, Deputy Chief Public Affairs - MacDill Air Force Base (Ph: 813-263-9331/terry.montrose.1@us.af.mil) at MacDill Air Force Base to request base access.

**Deadline to request access is Tuesday, Dec. 13.**

All media requesting access will need to provide their full legal name, driver's license number, and state of issue.

MacDill Air Force Base will have a staff videographer and photographer at the event and content will be available for requests. Please contact Terry Montrose for access to this content.

#### WEDNESDAY

Post Practice Interviews (Time TBD) - Location TBD

- Head Coach, Defensive Coordinator, at least two (2) starting position players.
- Please contact the school's media director for any specific player or assistant coach requests.

3:00 p.m. - 5:00 p.m. — OnBikes Build at Sligh Middle School, 2011 E Sligh Ave., Tampa, FL. (Community Event)

#### THURSDAY

4:30 p.m. - 6:30 p.m. — Gasparilla Block Party with select players and coaches addressing the fans along with pep bands, drum lines, spirit squads and mascots at The Sail Plaza, 333 South Franklin St., Tampa, FL.

## GAME DAY

### MEDIA CREDENTIALS

Media credentials will only be available for pick up on game day at Raymond James Stadium; Media Will Call Window #24. The Media Will Call Window is located in the south plaza of the stadium between Gates C and D, next to the Stadium Office. The Media Will Call Window will open at 4:30 p.m, two hours prior to kickoff. Please have your photo identification (driver's license or passport) ready when you approach the will call window.

NOTE: Cheering in the press box or sidelines will not be tolerated. Unprofessional behavior will result in the confiscation of working press credentials.

### STADIUM MEDIA ENTRANCE

The media entrance is at Dock D. Upon entering the building, bags will be inspected and tagged accordingly.

## MEDIA INFORMATION

(GAME DAY cont.)

### PRESS BOX

The Press Box opens at 4:30 p.m., two hours before kickoff. Seating charts are posted throughout the press box. All seats are assigned. The bowl's press box hosts will be available to assist the media with any questions regarding seating.

A flip card will be provided at each assigned seat.

The Union Home Mortgage Gasparilla Bowl will be distributing game day notes. StatBroadcast will be providing live online stats. Stats, final books and post-game quotes will be sent via email.

### FIELD LEVEL DIGITAL WORK ROOM

The Field Level Digital Work Room opens at 4:30 p.m. Seating in the work room is assigned. Requests for a work space must be made during the credential application process. Flip cards will be available in the work room.

A mandatory meeting for all photographers and videographers, will be held inside the field level work room.

### PRE-GAME MEAL

A pre-game box meal will be served in the press box and field level digital work room to accredited media approximately 90 minutes prior to kickoff. Beverages will be available throughout the game and post-game.

### MEDIA PARKING

Media approved for parking will receive an email prior to game day with the parking pass attached.

When approaching the Lot 5/Media Lot entrance, please have your parking pass available to be scanned by the attendant. The attendant can scan your pass from your mobile device or a printout.

### POST-GAME PRESS CONFERENCE

The post-game press conference will include the head coach and two requested players. The press conference will take place in the designated field level interview room.

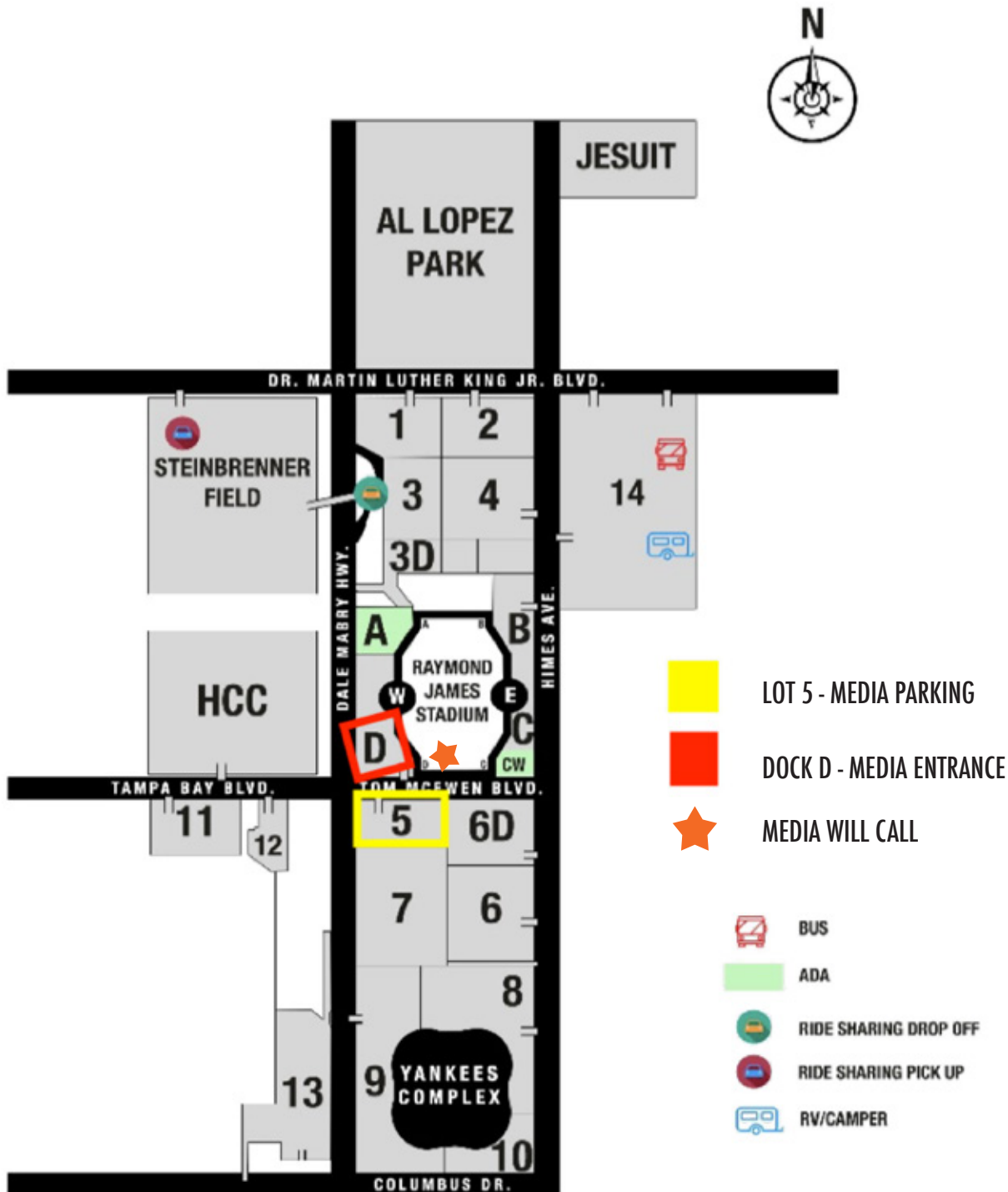
The first press session will be for the losing team and will begin following a ten (10) minute cooling-off period. Note: The head coach and player(s) have the option to enter the interview room before the full ten (10) minute cooling-off period expires.

Both sessions will begin with the team's head coach opening remarks followed by a Q-n-A session for the coach and selected player(s). The formal press conference sessions will run for approximately 10 minutes.

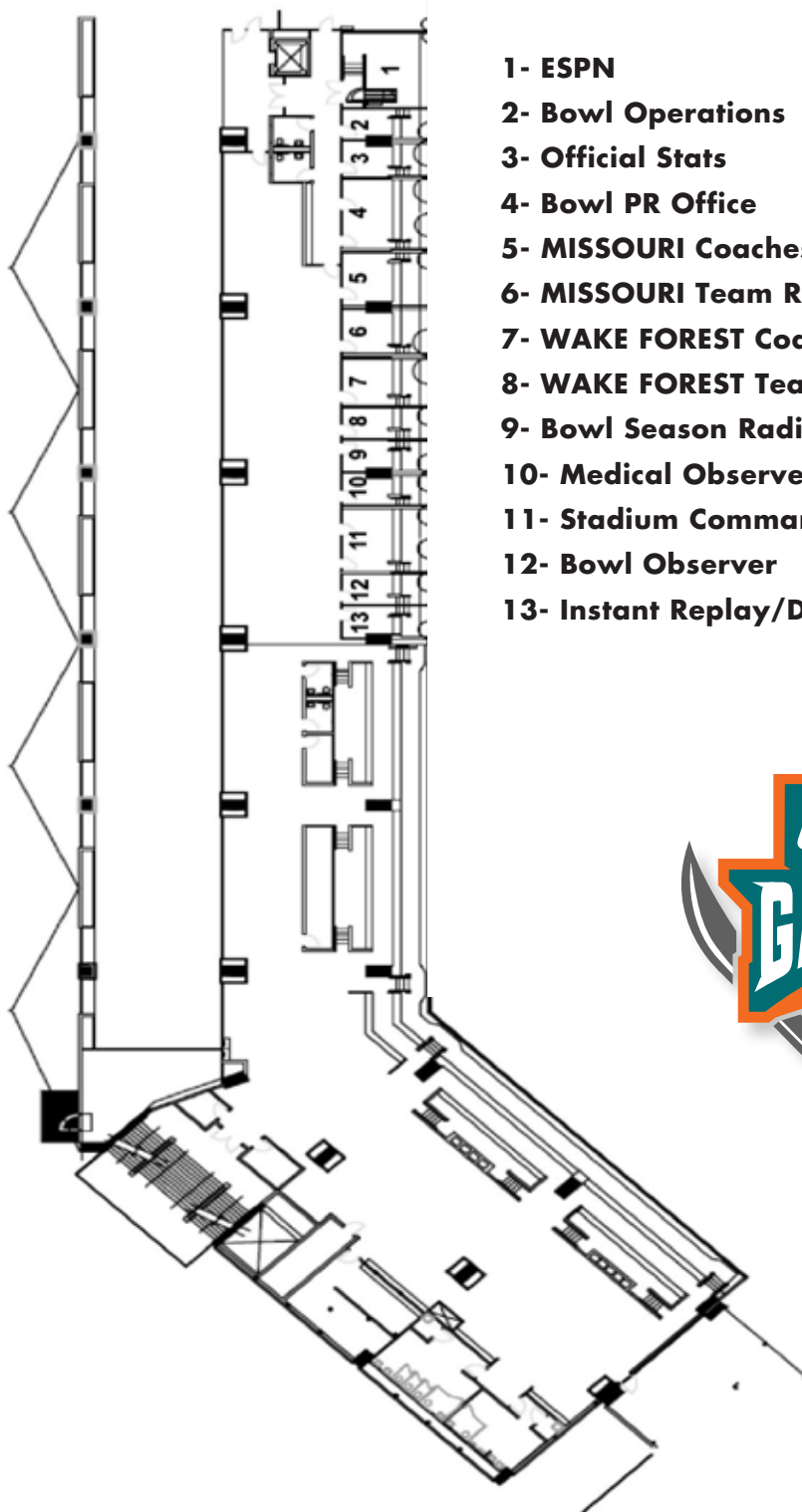
At the conclusion of each press conference session, we request that the school's provide coach and/ or player availability outside the press conference room.



# MEDIA PARKING & RAYMOND JAMES STADIUM CAMPUS



## PRESS BOX LEVEL **BOOTH ASSIGNMENTS**



- 1- ESPN**
- 2- Bowl Operations**
- 3- Official Stats**
- 4- Bowl PR Office**
- 5- MISSOURI Coaches (East Sideline)**
- 6- MISSOURI Team Radio (East Sideline)**
- 7- WAKE FOREST Coaches (West Sideline)**
- 8- WAKE FOREST Team Radio (West Sideline)**
- 9- Bowl Season Radio / National Broadcast**
- 10- Medical Observer**
- 11- Stadium Command**
- 12- Bowl Observer**
- 13- Instant Replay/DV Sport**



# BOWL HISTORY

	TEAMS	GAMES	WON	LOST	PCT.	LAST GAME
ACC	1	1	1	0	1.000	2014
Big East Conference	3	3	3	0	1.000	2010
American Athletic Conference	4	6	3	3	.500	2021
Conference USA	6	10	5	5	.500	2019
SEC	2	2	1	1	.500	2021
Sun Belt Conference	1	1	0	1	.000	2011
MAC	3	3	0	3	.000	2016



TEAM	YEAR(S)	G	W	L	PCT
NC State	2014	1	1	0	1.000



TEAM	YEAR(S)	G	W	L	PCT
Temple	2017	1	1	0	1.000
UCF	2014, 2019, 2021	3	2	1	.667
UConn	2015	1	0	1	.000
USF	2018	1	0	1	.000



TEAM	YEAR(S)	G	W	L	PCT
Louisville	2010	1	1	0	1.000
Rutgers	2009	1	1	0	1.000
USF	2008	1	1	0	1.000



TEAM	YEAR(S)	G	W	L	PCT
East Carolina	2013	1	1	0	1.000
FIU	2017	1	0	1	.000
Marshall	2011, 2015, 2018, 2019	4	3	1	.750
Memphis	2008	1	0	1	.000
Southern Miss	2010	1	0	1	.000
UCF	2009	2	1	1	.500



TEAM	YEAR(S)	G	W	L	PCT
Ball State	2012	1	0	1	.000
Miami (OH)	2016	1	0	1	.000
Ohio	2013	1	0	1	.000



TEAM	YEAR(S)	G	W	L	PCT
Mississippi State	2016	1	1	0	1.000
Florida	2021	1	0	1	.000



TEAM	YEAR(S)	G	W	L	PCT
FIU	2011	1	0	1	.000

## ALL-TIME SCHOOL RECORDS

TEAM	G	W	L	PCT
BALL STATE	1	0	1	.000
UCF	5	3	2	.600
UConn	1	0	1	.000
EAST CAROLINA	1	1	0	1.000
FIU	2	0	2	.000
FLORIDA	1	0	1	.000
LOUISVILLE	1	1	0	1.000
MARSHALL	4	3	1	.750
MEMPHIS	1	0	1	.000
MIAMI (OH)	1	0	1	.000
MISSISSIPPI STATE	1	1	0	1.000
NC STATE	1	1	0	1.000
OHIO	1	0	1	.000
RUTGERS	1	1	0	1.000
USF	2	1	1	.500
SOUTHERN MISS	1	0	1	.000
TEMPLE	1	1	0	1.000

# BOWL HISTORY

## MAGICJACK ST. PETERSBURG BOWL (2008)

DATE	RESULT	COACHES	GAME MVPs
Dec. 20, 2008	USF 41, Memphis 14	Jim Leavitt/Tommy West	Matt Grothe/Duke Calhoun

## ST. PETERSBURG BOWL presented by BEEF 'O' BRADY'S (2009)

DATE	RESULT	COACHES	GAME MVPs
Dec. 19, 2009	Rutgers 45, UCF# 24	Greg Schiano/George O'Leary	Mohamed Sanu/Kamar Aiken

## BEEF 'O' BRADY'S ST. PETERSBURG BOWL (2010-2013)

DATE	RESULT	COACHES	GAME MVPs
Dec. 21, 2010	Louisville 31, USM 28	Charlie Strong/Larry Fedora	Jeremy Wright/Austin Davis
Dec. 20, 2011	Marshall 20, FIU* 10	Doc Holliday/Mario Cristobal	Aaron Dobson/T.Y. Hilton
Dec. 21, 2012	UCF# 38, Ball State 17	George O'Leary/Pete Lembo	Blake Bortles/Jahwan Edwards
Dec. 23, 2013	ECU 37, Ohio 20	Ruffin McNeill/Frank Solich	Vintavious Cooper/Donte Foster

## BITCOIN ST. PETERSBURG BOWL (2014)

DATE	RESULT	COACHES	GAME MVPs
Dec. 26, 2014	NC State 34, UCF 27	Dave Doeren/George O'Leary	Jacoby Brissett/Josh Reese

## ST. PETERSBURG BOWL (2015-2016)

DATE	RESULT	COACHES	GAME MVPs
Dec. 26, 2015	Marshall 16, UConn 10	Doc Holliday/Bob Diaco	Deandre Reaves/Bobby Puyol
Dec. 26, 2016	Mississippi State 17, Miami (OH) 16	Dan Mullen/Chuck Martin	Nick Fitzgerald/Gus Ragland

## BAD BOY MOWERS GASPARILLA BOWL (2017-2019)

DATE	RESULT	COACHES	GAME MVP
Dec. 21, 2017	Temple 28, FIU 3	Geoff Collins/Butch Davis	Frank Nutile
Dec. 20, 2018	Marshall 38, USF 20	Doc Holliday/Charlie Strong	Keion Davis
Dec. 23, 2019	UCF 48, Marshall 25	Josh Heupel/Doc Holliday	Dillon Gabriel

## UNION HOME MORTGAGE GASPARILLA BOWL (2020-PRESENT)

DATE	RESULT	COACHES	GAME MVP
Dec. 26, 2020	South Carolina vs. UAB (canceled)		
Dec. 23, 2021	UCF 29, Florida 17	Gus Malzahn/Greg Knox	Ryan O'Keefe

Note: Each team had a Game MVP selected from 2008-2016. # UCF was a C-USA representative in 2009 and 2012. \* FIU was a Sun Belt representative in 2011.

# BOWL HISTORY

## HEAD COACHES (alphabetically)

NAME	RECORD	RESULT, SCHOOL (YR)
Geoff COLLINS	1-0	W, Temple (2017)
Mario CRISTOBAL	0-1	L, FIU (2011)
Butch DAVIS	0-1	L, FIU (2017)
Bob DIACO	0-1	L, UConn (2015)
Dave DOEREN	1-0	W, NC State (2014)
Larry FEDORA	0-1	L, USM (2010)
Josh HEUPEL	1-0	W, UCF (2019)
Doc HOLLIDAY	3-1	L, MAR (2019), W, MAR (2018), W, MAR (2015), W, MAR (2011)
Greg KNOX	0-1	L, UF (2021)
Jim LEAVITT	1-0	W, USF (2008)
Pete LEMBO	0-1	L, Ball State (2012)
Ruffin McNEILL	1-0	W, ECU (2013)
Greg MALZAHN	1-0	W, UCF (2021)
Chuck MARTIN	0-1	L, Miami OH (2016)
Dan MULLEN	1-0	W, Miss St. (2016)
George O'LEARY	1-2	L, UCF (2014), W, UCF (2012), L, UCF (2009)
Greg SCHIANO	1-0	W, Rutgers (2009)
Frank SOLICH	0-1	L, Ohio (2013)
Charlie STRONG	1-1	L, USF (2018), W, UL (2010)
Tommy WEST	0-1	L, Memphis (2008)

## GAME MVP(s)\*

2021	Ryan O'Keefe, WR, UCF
2020	— canceled —
2019	Dillon Gabriel, QB, UCF
2018	Keion Davis, RB, Marshall
2017	Frank Nutile, QB, Temple
2016	Nick Fitzgerald, QB, Miss. St. & Gus Ragland, QB, Ohio
2015	Deandre Reaves, WR, Marshall & Bobby Puyol, K, UConn
2014	Jacoby Brissett, QB, NC St. & Josh Reese, WR, UCF
2013	Vintavious Cooper, RB, ECU & Donte Foster, RB, Ohio
2012	Blake Bortles, QB, UCF & Jahwan Edwards, RB, Ball St.
2011	Aaron Dobson, WR, Marshall & T.Y. Hilton, WR, FIU
2010	Jeremy Wright, RB, Louisville & Austin Davis, QB, USM
2009	Mohamed Sanu, WR, Rutgers & Kamar Aiken, WR, UCF
2008	Matt Grothe, QB, USF & Duke Calhoun, WR, Memphis



\*MVPs were awarded to a player from each team from 2008-2016.

GAME **RECAPS****MAGICJACK  
ST. PETERSBURG BOWL**

Saturday, December 20, 2008

Tropicana Field

7:00 p.m. - ESPN

**SOUTH FLORIDA**

Head Coach: Jim Leavitt

**MEMPHIS**

Head Coach: Tommy West

<b>USF</b>	14	10	10	7	<b>41</b>
<b>MEMPHIS</b>	7	7	0	0	<b>14</b>

**SCORING SUMMARY****1ST QUARTER**

USF	Johnson 26 yd pass from Grothe (Bonani kick) - 13:58
USF	Williams 3 yd run (Bonani kick) - 4:28
MEMPHIS	Hall 3 yd run (Reagan kick) - 2:58

**2ND QUARTER**

USF	Bonani 23 yd field goal - 11:18
USF	Busbee 13 yd pass from Grothe (Bonani kick) - 4:15
MEMPHIS	Calhoun 2 yd pass from Hall (Reagan kick) - 0:08

**3RD QUARTER**

USF	Bonani 37 yd field goal - 8:36
USF	Bogan 24 yd pass from Grothe (Bonani kick) - 1:50

**4TH QUARTER**

USF	Plancher 2 yd run (Bonani kick) - 12:40
-----	---

**GAME STATS**

	<b>USF</b>	<b>MEMPHIS</b>
FIRST DOWNS	29	15
RUSHES-YARDS	49-232	30-60
PASSING-YARDS	264	172
PASSES	32-20-0	32-18-0
RETURN YARDS	100	137
PUNTS	2	8
FUMBLES-LOST	1-1	0-0
PENALTIES-YARDS	7-70	3-25
TIME OF POSSESSION	33:44	25:51

**GAME SUMMARY**

The inaugural game, known as the magicJack Bowl, featured a USF program that made the 32-mile drive across Tampa Bay to Tropicana Field. The Bulls did not disappoint their hometown fans by dominating the Tigers.

Quarterback Matt Grothe threw for 236 yards and three touchdowns and ran for 83 yards to pace an offense that piled up 496 yards. Memphis came within 24-14 when Arkelon Hall threw a two-yard touchdown pass to Duke Calhoun with eight seconds left in the half. USF, though, pulled away in the second half while blanking the Tigers and limiting them to 85 yards.

**GAME MVP**

USF: Matt Grothe

MEMPHIS: Duke Calhoun

FINAL BOOK / STATS ARE AVAILABLE ONLINE:

[ESPN.COM/COLLEGE-FOOTBALL/PLAYBYPLAY/\\_/GAMEID/283550058](https://ESPN.COM/COLLEGE-FOOTBALL/PLAYBYPLAY/_/GAMEID/283550058)

## GAME RECAPS

# GAME 2

## ST. PETERSBURG BOWL by BEEF 'O' BRADY'S

Saturday, December 19, 2009

Tropicana Field

8:00 p.m. - ESPN

**RUTGERS**

Head Coach: Greg Schiano

**UCF**

Head Coach: George O'Leary

<b>RUTGERS</b>	14	14	10	7	<b>45</b>
<b>UCF</b>	7	10	0	7	<b>24</b>

**SCORING SUMMARY****1ST QUARTER**

RUTGERS	Sanu 5 yd run (Te kick) - 8:37
UCF	Aiken 7 yd pass from Hodges (Cattoi kick) - 4:31
RUTGERS	Brown 65 yd pass from Savage (Te kick) - 3:54

**2ND QUARTER**

UCF	Cattoi 25 yd field goal - 14:56
RUTGERS	Sanu 1 yd run (Te kick) - 5:50
UCF	Aiken 34 yd pass from Hodges (Cattoi kick) - 2:32
RUTGERS	Anderson 19 yd interception return (Te kick) - 1:38

**3RD QUARTER**

RUTGERS	Sanu 11 yd pass from Savage (Te kick) - 12:37
RUTGERS	Te 43 yd field goal - 8:09

**4TH QUARTER**

UCF	Davis 2 yd run (Cattoi kick) - 2:23
RUTGERS	Munoz 35 yd kickoff return (Te kick) - 2:18

**GAME STATS**

	<b>RUTGERS</b>	<b>UCF</b>
FIRST DOWNS	15	14
RUSHES-YARDS	49-232	30-66
PASSING-YARDS	262	172
PASSES	32-20-0	32-18-0
RETURN YARDS	100	137
PUNTS	2	8
FUMBLES-LOST	1-1	0-0
PENALTIES-YARDS	7-70	3-25
TIME OF POSSESSION	33:44	25:16

**GAME SUMMARY**

The Scarlet Knights were led by true freshmen Mohamed Sanu and Tom Savage. Sanu ran for a pair of touchdowns out of the wildcat formation and caught a TD pass from Savage, who threw for 294 yards and two scores.

Savage's 11-yard touchdown pass to Sanu (138 total yards) early in the third quarter gave Rutgers a 34-17 lead and control of a game in which UCF would get no closer than 14 points the rest of the way. The Knights, who managed only 35 yards rushing, got two touchdown passes from Brett Hodges, both to receiver Kamar Aiken.

**GAME MVP**

RUTGERS: Mohamed Sanu

UCF: Kamar Aiken

FINAL BOOK / STATS ARE AVAILABLE ONLINE:

[ESPN.COM/COLLEGE-FOOTBALL/GAME/\\_/GAMEID/293530164](https://ESPN.COM/COLLEGE-FOOTBALL/GAME/_/GAMEID/293530164)

GAME **RECAPS****GAME 3**  
**BEEF 'O' BRADY'S**  
**ST. PETERSBURG BOWL**

Tuesday, December 21, 2010

Tropicana Field

8:00 p.m. - ESPN

**LOUISVILLE**

Head Coach: Charlie Strong

**SOUTHERN MISS**

Head Coach: Larry Fedora

<b>LOUISVILLE</b>	0	21	0	10	<b>31</b>
<b>SOUTHERN MISS</b>	14	7	0	7	<b>28</b>

**SCORING SUMMARY****1ST QUARTER**

SOUTHERN MISS Pierce 32 yd pass from Davis (Hrapmann kick) - 12:06  
SOUTHERN MISS Johnson 62 yd run (Hrapmann kick) - 10:12

**2ND QUARTER**

LOU Graham 11 yd pass from Burke (Philpott kick) - 11:21  
SOUTHERN MISS Davis 17 yd pass from Pierce (Hrapmann kick) - 9:15  
LOU Chichester 10 yd pass from Burke (Philpott kick) - 4:24  
LOU Powell 6 yd run (Philpott kick) - 1:18

**3RD QUARTER****4TH QUARTER**

SOUTHERN MISS Walters 8 yd pass from Davis (Hrapmann kick) - 14:55  
LOU Wright 95 yd kickoff return (Philpott kick) - 14:40  
LOU Philpott 36 yd field goal - 6:30

**GAME STATS**

	<b>LOU</b>	<b>USM</b>
FIRST DOWNS	15	24
RUSHES-YARDS	29-109	40-170
PASSING-YARDS	178	226
PASSES	32-20-0	34-21-0
RETURN YARDS	172	83
PUNTS	7	6
FUMBLES-LOST	1-1	2-1
PENALTIES-YARDS	9-54	6-45
TIME OF POSSESSION	31:12	28:48

**GAME MVP**

LOUISVILLE: Jeremy Wright

SOUTHERN MISS: Austin Davis

**GAME SUMMARY**

Charlie Strong capped his first season as a college head coach with a come-from-behind victory. The Cardinals did not take the lead until Chris Philpott's 36-yard field goal with 6:30 remaining in the game, a kick that proved to be the game-winner.

The Golden Eagles led 14-0 less than five minutes into the game and took a 21-7 advantage with 9:15 left in the second quarter only to have Louisville rally for a pair of touchdowns to tie the score at halftime. USM's Austin Davis placed himself in the school's record book with his 53rd career touchdown pass (passing Brett Favre), an eight-yard connection with tight end Zeke Walters five seconds into the fourth quarter to give the Eagles a short-lived 28-21 lead.

Louisville's Jeremy Wright returned the ensuing kickoff a bowl-record 95 yards to tie the game and ultimately set the stage for Philpott.

FINAL BOOK / STATS ARE AVAILABLE ONLINE:  
[WWW.GASPARILLABOWL.COM/THE-GAME/](http://WWW.GASPARILLABOWL.COM/THE-GAME/)

GAME **RECAPS****GAME 4**  
**BEEF 'O' BRADY'S**  
**ST. PETERSBURG BOWL**

Tuesday, December 20, 2011  
Tropicana Field  
8:00 p.m. - ESPN

**MARSHALL**

Head Coach: Doc Holliday

**FIU**

Head Coach: Mario Cristobal

<b>MARSHALL</b>	3	7	0	10	<b>20</b>
<b>FIU</b>	7	3	0	0	<b>10</b>

**SCORING SUMMARY****1ST QUARTER**

MARSHALL  
FIU

Warner 37 yd field goal - 6:37  
Hilton 2 yd run (Griffin kick) - 1:31

**2ND QUARTER**

FIU  
MARSHALL

Griffin 46 yd field goal - 5:41  
Dobson 31 yd pass from Cato (Warner kick) - 0:23

**3RD QUARTER****4TH QUARTER**

MARSHALL  
MARSHALL

Warner 39 yd field goal - 5:16  
Dobson 35 yd pass from Cato (Warner kick) - 0:30

**GAME STATS**

	<b>MU</b>	<b>FIU</b>
FIRST DOWNS	14	12
RUSHES-YARDS	30-84	27-88
PASSING-YARDS	226	163
PASSES	39-27-1	32-20-0
RETURN YARDS	141	67
PUNTS	7	8
FUMBLES-LOST	1-0	2-1
PENALTIES-YARDS	8-60	5-25
TIME OF POSSESSION	33:09	26:51

**GAME SUMMARY**

Special teams played a huge role for the Thundering Herd during a decisive fourth quarter. With the score knotted at 10, Zach Dunston blocked Josh Brisk's punt to set up Tyler Warner's 39-yard field goal with 5:16 remaining to give Marshall a 13-10 lead. The offense then took charge as quarterback Rakeem Cato (226 yards, 2 TDs) and receiver Aaron Dobson connected on a 35-yard touchdown with 30 seconds left to ice the victory. The Panthers' T.Y. Hilton had eight receptions for 88 yards, both game highs.

**GAME MVP**

MARSHALL: Aaron Dobson  
FIU: T.Y. Hilton

FINAL BOOK / STATS ARE AVAILABLE ONLINE:  
[WWW.GASPARILLABOWL.COM/THE-GAME/](http://WWW.GASPARILLABOWL.COM/THE-GAME/)

## GAME RECAPS

# GAME 5

## BEEF 'O' BRADY'S ST. PETERSBURG BOWL

Friday, December 20, 2012  
Tropicana Field  
7:30 p.m. - ESPN

**UCF**

Head Coach: George O'Leary

**BALL STATE**

Head Coach: Pete Lembo

<b>UCF</b>	13	15	3	7	<b>38</b>
<b>BALL ST</b>	0	7	3	7	<b>17</b>

**SCORING SUMMARY****1ST QUARTER**

UCF Murray 7 yd pass from Bortles (Giovanetti kick) - 7:27  
UCF Murray 2 yd run (Moffitt kick blocked) - 3:59

**2ND QUARTER**

BALL STATE Snead 7 yd pass from Wenning (Schott kick) - 10:41  
UCF Bortles 6 yd run (Floyd pass from Bortles) - 5:50  
UCF Murray 5 yd pass from Bortles (Moffitt kick) - 0:05

**3RD QUARTER**

BALL STATE Schott 45 yd field goal - 7:54  
UCF Worton 7 yd pass from Bortles (Moffitt kick) - 4:23

**4TH QUARTER**

UCF Moffitt 25 yd field goal - 10:12  
BALL STATE Snead 16 yd pass from Wenning (Schott kick) - 5:26

**GAME STATS**

	<b>UCF</b>	<b>BALL ST</b>
FIRST DOWNS	33	23
RUSHES-YARDS	42-222	24-71
PASSING-YARDS	272	217
PASSES	33-22-0	35-22-0
RETURN YARDS	5	81
PUNTS	1	3
FUMBLES-LOST	0-0	1-1
PENALTIES-YARDS	8-71	6-53
TIME OF POSSESSION	35:34	24:26

**GAME SUMMARY**

Blake Bortles accounted for four touchdowns (three passing) while throwing for 271 yards and rushing for 80 in the Knights' win. UCF, which had a bowl-record 33 first downs, dominated early by possessing the ball for nearly 13 minutes and boasting a 159-15 first-quarter yardage advantage in taking a 13-0 lead. The offense continued to surge in the second quarter and Bortles' five-yard touchdown pass to Latavius Murray with five seconds remaining in the half increased the Knights' advantage to 28-7. Ball State's Keith Wenning threw for 217 yards and a pair of touchdowns, both to receiver Willie Snead, who had a game-high seven receptions.

**GAME MVP**

UCF: Blake Bortles  
BALL STATE: Jahwan Edwards

FINAL BOOK / STATS ARE AVAILABLE ONLINE:  
[WWW.GASPARILLABOWL.COM/THE-GAME/](http://WWW.GASPARILLABOWL.COM/THE-GAME/)

GAME **RECAPS****GAME 6**  
**BEEF 'O' BRADY'S**  
**ST. PETERSBURG BOWL**

Monday, December 23, 2013

Tropicana Field

2:00 p.m. - ESPN

**EAST CAROLINA**

Head Coach: Ruffin McNeill

**OHIO**

Head Coach: Frank Solich

<b>EAST CAROLINA</b>	14	3	0	20	<b>37</b>
<b>OHIO</b>	0	14	3	3	<b>20</b>

**SCORING SUMMARY****1ST QUARTER**

EAST CAROLINA Worthy 5 yd pass from Carden (Harvey Kick) - 10:45  
EAST CAROLINA Allen 2 yd run (Harvey Kick) - 0:27

**2ND QUARTER**

OHIO Patterson 17 yd pass from Tettleton (Yazdani kick) - 14:39  
OHIO Foster 80 yd pass from Vick (Yazdani kick) - 9:54  
EAST CAROLINA Harvey 41 yd field goal - 1:01

**3RD QUARTER**

OHIO Yazdani 29 yd field goal - 6:42

**4TH QUARTER**

OHIO Yazdani 28 yd field goal - 13:34  
EAST CAROLINA Cooper 31 yd run (Harvey kick) - 9:45  
EAST CAROLINA Carden 14 yd pass from Worthy (Harvey kick) - 7:29  
EAST CAROLINA Cooper 22 yd run (PAT Blocked) - 1:55

**GAME STATS**

	<b>ECU</b>	<b>OHIO</b>
FIRST DOWNS	30	21
RUSHES-YARDS	41-280	37-107
PASSING-YARDS	287	328
PASSES	30-46-1	24-44-2
RETURN YARDS	47	95
PUNTS	5	6
FUMBLES-LOST	0-0	0-0
PENALTIES-YARDS	9-75	5-60
TIME OF POSSESSION	35:36	26:30

**GAME MVP**

EAST CAROLINA: Vintavious Cooper

OHIO: Donte Foster

**GAME SUMMARY**

The Pirates scored 20 fourth-quarter points to prevail in a game that saw the teams combine for a bowl record 1,003 yards. Vintavious Cooper rushed for a career-best and bowl record 198 yards on 25 carries. He scored a pair of touchdowns on the ground with both coming in the decisive quarter, including a 31-yard run that gave ECU a 24-20 lead with 9:45 remaining. Quarterback Shane Carden threw for 273 yards and one TD and was on the receiving end of a 14-yard scoring pass from receiver Cam Worthy that gave the Pirates some breathing room at 31-20 with 7:29 to play. The Bobcats, who took a 20-17 lead on Josiah Yazdani's 28-yard field goal early in the fourth quarter, were led by Donte Foster's game-high 160 receiving yards.

FINAL BOOK / STATS ARE AVAILABLE ONLINE:  
[WWW.GASPARILLABOWL.COM/THE-GAME/](http://WWW.GASPARILLABOWL.COM/THE-GAME/)

GAME **RECAPS****GAME 7**  
**BITCOIN**  
**ST. PETERSBURG BOWL**

Friday, December 26, 2014

Tropicana Field

8:00 p.m. - ESPN

**NC STATE**

Head Coach: Dave Doeren

**UCF**

Head Coach: George O'Leary

<b>NC STATE</b>	7	10	7	10	<b>34</b>
<b>UCF</b>	3	7	3	14	<b>27</b>

**SCORING SUMMARY****1ST QUARTER**

UCF Moffitt 40 yd field goal - 10:06  
 NC STATE Samuels 18 yd pass from Thornton (Sade kick) - 6:11

**2ND QUARTER**

UCF Reese 6 yd pass from Holman (Moffitt kick) - 12:34  
 NC STATE Alston 37 yd pass from Brissett (Sade kick) - 9:05  
 NC STATE Sade 19 yd field goal - 3:16

**3RD QUARTER**

NC STATE Dayes 24 yd run (Sade kick) - 11:55  
 UCF Moffitt 36 yd field goal - 5:45  
 NC STATE Dayes 15 yd run (Sade kick) - 3:05

**4TH QUARTER**

NC STATE Sade 45 yd field goal - 12:37  
 UCF Reese 14 yd pass from Holman (Moffitt kick) - 11:01  
 UCF Reese 2 yd pass from Holman (Moffitt kick) - 1:44

**GAME STATS**

	<b>NC STATE</b>	<b>UCF</b>
FIRST DOWNS	26	21
RUSHES-YARDS	49-187	28-82
PASSING-YARDS	300	291
PASSES	17-28-0	23-53-1
RETURN YARDS	22	27
PUNTS	4	6
FUMBLES-LOST	2-1	0-0
PENALTIES-YARDS	6-34	3-30
TIME OF POSSESSION	33:51	26:09

**GAME SUMMARY**

After building a 21-point, third-quarter lead the Wolfpack needed to recover an onside kick with less than two minutes remaining in the game to ensure victory. North Carolina State's Jacoby Brissett accounted for 313 yards. The quarterback threw for 262 yards and one touchdown, had 31 yards rushing and 20 receiving. Matthew Dayes (two TDs) and Shadrach Thornton combined for 174 yards rushing with Thornton also throwing an 18-yard touchdown pass. UCF's Justin Holman threw for 291 yards and three touchdowns with Josh Reese on the receiving end of all three scores. The final Holman-to-Reese connection went for two yards and brought the Knights to within a touchdown with 1:44 to play.

**GAME MVP**

NC STATE: Jacoby Brissett

UCF: Josh Reese

FINAL BOOK / STATS ARE AVAILABLE ONLINE:  
[WWW.GASPARILLABOWL.COM/THE-GAME/](http://WWW.GASPARILLABOWL.COM/THE-GAME/)

GAME **RECAPS****GAME 8****ST. PETERSBURG BOWL**

Saturday, December 26, 2015

Tropicana Field

11:00 a.m. - ESPN

**MARSHALL**

Head Coach: Doc Holliday

**UCONN**

Head Coach: Bob Diaco

<b>MARSHALL</b>	7	6	0	3	<b>10</b>
<b>UCONN</b>	7	0	3	0	<b>10</b>

**SCORING SUMMARY****1ST QUARTER**

MARSHALL Yurachek 16 yd pass from Litton (Smith kick) - 8:10

UCONN Johnson 8 yd run (Puyol kick) - 6:19

**2ND QUARTER**

MARSHALL Smith 29 yd field goal - 4:57

**3RD QUARTER**

UCONN Puyol 52 yard field goal - 0:02

**4TH QUARTER**

MARSHALL Smith 32 yard field goal - 1:44

**GAME STATS****MARSHALL UCONN**

FIRST DOWNS	24	15
RUSHES-YARDS	41-171	33-127
PASSING-YARDS	218	86
PASSES	23-36-1	10-17-1
RETURN YARDS	0	23
PUNTS	2	5
FUMBLES-LOST	0-0	0-0
PENALTIES-YARDS	4-45	3-25
TIME OF POSSESSION	34:42	25:18

**GAME SUMMARY**

The Thundering Herd never trailed, had nearly 35 minutes of possession time and out-gained the Huskies 389-213. Nick Smith drilled three field goals, including a 29-yarder as time expired in the first half that proved to be the difference as it gave the Thundering Herd a 13-7 lead. The Huskies' Bobby Puyol kicked a bowl record 52-yard field goal in the final seconds of the third quarter to make it 13-10. That would be all the scoring until Smith's 32-yard field goal with 1:44 remaining in the game provided the final margin and capped a 13-play, 80-yard drive that consumed 6:35.

**GAME MVP**

MARSHALL: Deandre Reaves

UCONN: Bobby Puyol

FINAL BOOK / STATS ARE AVAILABLE ONLINE:  
[WWW.GASPARILLABOWL.COM/THE-GAME/](http://WWW.GASPARILLABOWL.COM/THE-GAME/)

GAME **RECAPS****GAME 9****ST. PETERSBURG BOWL**

Monday, December 26, 2016

Tropicana Field

11:00 a.m. - ESPN

**MISSISSIPPI STATE**

Head Coach: Dan Mullen

**MIAMI (OH)**

Head Coach: Chuck Martin

<b>MISSISSIPPI STATE</b>	0	7	7	3	<b>17</b>
<b>MIAMI (OH)</b>	3	6	7	0	<b>16</b>

**SCORING SUMMARY****1ST QUARTER**

MIAMI (OH) Dowd 18 yd field goal - 10:07

**2ND QUARTER**MIAMI (OH) Gardner 6 yd pass from Ragland (Dowd PAT blocked) - 8:36  
MISSISSIPPI STATE Fitzgerald 2 yd run (Graves kick) - 0:22**3RD QUARTER**MIAMI (OH) Smith 1 yd pass from Ragland (Dowd kick) - 8:11  
MISSISSIPPI STATE Fitzgerald 44 yd run (Graves kick) - 4:15**4TH QUARTER**

MISSISSIPPI STATE Graves 36 yd field goal - 12:03

**GAME STATS****MISS STATE****MIAMI (OH)**

FIRST DOWNS	18	24
RUSHES-YARDS	33-199	35-170
PASSING-YARDS	136	263
PASSES	23-36-1	10-17-1
RETURN YARDS	80	40
PUNTS	4	2
FUMBLES-LOST	0-0	1-1
PENALTIES-YARDS	2-25	3-20
TIME OF POSSESSION	24:52	35:08

**GAME SUMMARY**

Nelson Adams blocked Nick Dowd's 37-yard field goal attempt with five seconds remaining in the game allowing the Bulldogs to escape St. Petersburg with a victory. Trailing 16-7 with less than five minutes to play in the third quarter, MSU quarterback Nick Fitzgerald capped a nine-play, 82-yard drive with a 44-yard touchdown run that cut the deficit to 16-14 and set up a dramatic fourth quarter. With 12:03 remaining in the game the Bulldogs' Weston Graves drilled a 36-yard field goal to put his team ahead for the first time and ultimately set the stage for Adams' heroics. Fitzgerald finished with a game-high 132 yards rushing, which is a Bowl record for a quarterback. The RedHawks had 433 yards offense with Gus Ragland throwing for 263 yards and two touchdowns.

**GAME MVP**

MISSISSIPPI STATE: Nick Fitzgerald

MIAMI (OH): Gus Ragland

FINAL BOOK / STATS ARE AVAILABLE ONLINE:  
[WWW.GASPARILLABOWL.COM/THE-GAME/](http://WWW.GASPARILLABOWL.COM/THE-GAME/)

GAME **RECAPS****GAME 10**  
**BAD BOY MOWERS**  
**GASPARILLA BOWL**

Thursday, December 21, 2017

Tropicana Field

8:00 p.m. - ESPN

**TEMPLE**

Head Coach: Geoff Collins

**FIU**

Head Coach: Butch Davis

<b>TEMPLE</b>	0	7	7	14	<b>28</b>
<b>FIU</b>	0	0	3	0	<b>3</b>

**SCORING SUMMARY****1ST QUARTER****2ND QUARTER**

TEMPLE Nutile 4 yd run (Boumerhi kick) - 11:45

**3RD QUARTER**FIU Borregales 27 yd field goal - 3:12  
TEMPLE Hood 1 yd run (Boumerhi kick) - 0:28**4TH QUARTER**TEMPLE Wright 45 yd pass from Nutile (Boumerhi kick) - 7:26  
TEMPLE Armstead 5 yd run (Boumerhi kick) - 3:54**GAME STATS**

	<b>TEMPLE</b>	<b>FIU</b>
FIRST DOWNS	20	20
RUSHES-YARDS	41-141	41-83
PASSING-YARDS	259	169
PASSES	19-29-0	17-34-2
RETURN YARDS	0	111
PUNTS	5	7
FUMBLES-LOST	2-1	1-1
PENALTIES-YARDS	10-86	6-59
TIME OF POSSESSION	29:52	30:08

**GAME SUMMARY**

Temple's defense was the story in the 10th Bad Boy Mowers Gasparilla Bowl at Tropicana Field. The Owls registered a bowl-record seven sacks, had 10 tackles for loss, forced three turnovers and limited FIU to 252 yards. Temple quarterback Frank Nutile, the game's MVP, passed for a touchdown and ran for another, a four-yard scamper early in the second quarter that opened the scoring. The Panthers were dealt a major blow during their first possession when quarterback Alex McGough, a Tampa native, was knocked out of the game with a broken collarbone.

**GAME MVP**

TEMPLE: Frank Nutile

FINAL BOOK / STATS ARE AVAILABLE ONLINE:  
[WWW.GASPARILLABOWL.COM/THE-GAME/](http://WWW.GASPARILLABOWL.COM/THE-GAME/)

## GAME RECAPS

# GAME 11

## BAD BOY MOWERS GASPARILLA BOWL

Thursday, December 20, 2018

Raymond James Stadium

8:00 p.m. - ESPN

**MARSHALL**

Head Coach: Doc Holliday

**USF**

Head Coach: Charlie Strong

<b>MARSHALL</b>	21	7	3	7	<b>38</b>
<b>USF</b>	7	3	10	0	<b>20</b>

**SCORING SUMMARY****1ST QUARTER**

MARSHALL	Green 10 yd rush (Rohrwasser kick) - 5:20
MARSHALL	Anderson 1 yd rush (Rohrwasser kick) - 4:43
USF	St. Felix 38 yd pass from McCants (Weiss kick) - 2:43
MARSHALL	Knox 8 yd rush (Rohrwasser kick) - 0:25

**2ND QUARTER**

MARSHALL	Davis 5 yd rush (Rohrwasser kick) - 1:30
USF	Weiss 22 yd field goal - 0:04

**3RD QUARTER**

USF	Weiss 31 yd field goal - 9:13
MARSHALL	Rohrwasser 28 yd field goal - 5:19
USF	St. Felix 33 yd pass from Barnett (Weiss kick) - 3:16

**4TH QUARTER**

MARSHALL	Davis 16 yd rush (Rohrwasser kick) - 6:24
----------	---

**GAME STATS**

	MARSHALL	USF
FIRST DOWNS	24	19
RUSHES-YARDS	282	92
PASSING-YARDS	221	268
PASSES	17-26-0	15-31-1
RETURN YARDS	0	0
PUNTS	4	6
FUMBLES-LOST	0-0	1-1
PENALTIES-YARDS	8-75	5-25
TIME OF POSSESSION	36:14	23:46

**GAME SUMMARY**

After a decade at Tropicana Field, the bowl moved across Tampa Bay to USF's home field of Raymond James Stadium. The change in venue proved to be no advantage for the Bulls. Marshall's Keion Davis ran for 94 yards and a pair of touchdowns and Brenden Knox rushed for 93 yards and a TD to pace a ground game that piled up 282 yards. With the help of a turnover, the Thundering Herd scored a pair of touchdowns 37 seconds apart to take a 14-0 first-quarter lead, an advantage that grew to 28-10 at the half. USF's Randall St. Felix had six receptions for a bowl-record 165 yards and two touchdowns.

**GAME MVP**

MARSHALL: Keion Davis

FINAL BOOK / STATS ARE AVAILABLE ONLINE:  
[WWW.GASPARILLABOWL.COM/THE-GAME/](http://WWW.GASPARILLABOWL.COM/THE-GAME/)

GAME **RECAPS****GAME 12**  
**BAD BOY MOWERS**  
**GASPARILLA BOWL**

Monday, December 23, 2019

Raymond James Stadium

2:30 p.m. - ESPN

**UCF**

Head Coach: Josh Heupel

**MARSHALL**

Head Coach: Doc Holliday

<b>UCF</b>	21	3	21	3	<b>48</b>
<b>MARSHALL</b>	0	7	18	0	<b>25</b>

**SCORING SUMMARY****1ST QUARTER**

UCF	Grant 39 yd interception return (Barnas kick) - 14:04
UCF	McCrae 26 yd run (Barnas kick) - 9:12
UCF	Morris-Brash 55 yd fumble recovery (Barnas kick) - 7:00

**2ND QUARTER**

MARSHALL	Abraham 75 yd interception return (Rohrwasser kick) - 12:28
UCF	Barnas 36 yd field goal (10-75) - 00:00

**3RD QUARTER**

UCF	Anderson 35 yd pass from Gabriel (Barnas kick) - 12:50
MARSHALL	Green 3 yd run (Rohrwasser kick) - 9:33
UCF	Gabriel 3 yd run (Barnas kick) - 7:10
MARSHALL	Johnson 70 yd pass from Green (Obialo pass from Green) - 6:51
UCF	Williams 75 yd pass from Gabriel (Barnas kick) - 6:39
MARSHALL	Rohrwasser 50 yd field goal (10-27) - 1:08

**4TH QUARTER**

UCF	Barnas 30 yd field goal (10-20) - 9:01
-----	--

**GAME STATS**

	<b>UCF</b>	<b>MARSHALL</b>
FIRST DOWNS	25	19
RUSHES-YARDS	310	167
PASSING-YARDS	277	194
PASSES	17-31-1	11-25-2
RETURN YARDS	0	0
PUNTS	4	4
FUMBLES-LOST	2-0	4-3
PENALTIES-YARDS	10-93	8-67
TIME OF POSSESSION	27:40	32:20

**GAME SUMMARY**

Freshman quarterback and game MVP Dillon Gabriel passed for two touchdowns and ran for one in leading UCF to a 48-25 victory over Marshall. Gabriel completed 14-of-24 passes for 260 yards. In the third quarter, the teams combined for 39 points with five touchdowns scored in a span of 6:11. UCF's 587 total yards established a bowl record, as did the Knights' 310 rushing yards. The 73 total points eclipsed the bowl mark of 69 set in 2009 when Rutgers topped UCF, 45-24.

**GAME MVP**

UCF: Dillon Gabriel

FINAL BOOK / STATS ARE AVAILABLE ONLINE:  
[WWW.GASPARILLABOWL.COM/THE-GAME/](http://WWW.GASPARILLABOWL.COM/THE-GAME/)

GAME **RECAPS****GAME 14**  
**BAD BOY MOWERS**  
**GASPARILLA BOWL**

Thursday, December 23, 2021

Raymond James Stadium

7:00 p.m. - ESPN

**UCF**

Head Coach: Gus Malzahn

**FLORIDA**

Head Coach: Greg Knox

<b>UCF</b>	0	9	17	3	<b>29</b>
<b>FLORIDA</b>	7	3	7	0	<b>17</b>

**SCORING SUMMARY****1ST QUARTER**

FLORIDA Pierce 2 yd run (Howard Kick) - 1:22

**2ND QUARTER**

UCF Bowser 3 yd run (Two-Point Pass Conversion Failed) - 12:29

UCF Obarski 34 yd field goal - 6:16

FLORIDA Howard 26 yd field goal - 1:36

**3RD QUARTER**

UCF Bowser 4 yd run (Obarski kick) - 10:00

FLORIDA Davis 19 yd run (Howard kick) - 7:57

UCF Obarski 21 yd field goal - 3:04

UCF O'Keefe 54 yd pass from Keene (Obarski kick) - 1:08

**4TH QUARTER**

UCF Obarski 33 yd field goal - 2:41

**GAME STATS**

	<b>UCF</b>	<b>FLORIDA</b>
FIRST DOWNS	20	19
RUSHES-YARDS	288	205
PASSING-YARDS	148	171
PASSES	15-25-0	14-37-0
RETURN YARDS	0	0
PUNTS	5	6
FUMBLES-LOST	0-0	0-0
PENALTIES-YARDS	4-42	8-85
TIME OF POSSESSION	34:30	25:30

**GAME MVP**

UCF: Ryan O'Keefe

**GAME SUMMARY**

Behind big performances from junior receiver Ryan O'Keefe and senior running back Isaiah Bowser the UCF Knights (9-4) used a strong second half to defeat the Florida Gators (6-7) 29-17 in the 13th rendition of the Union Home Mortgage Gasparilla Bowl. UCF trailed 10-9 at halftime but controlled play for most of the second half and outscored its in-state foe by a 20-7 margin in the final 30 minutes. The UCF duo of Bowser and O'Keefe became the first teammates to rush for over 100 yards in Gasparilla Bowl history. Bowser carried the ball a Gasparilla Bowl-record 35 times for 155 yards and 2 touchdowns. O'Keefe notched his 110 yards on just 4 rushing attempts. He collected a total of 252 all-purpose yards, including 85 yards on 7 receptions and 56 yards on a pair of kickoff returns.

The win was UCF's third in five visits to the Gasparilla Bowl, tying Marshall (3-1) for most wins. The game attendance of 63,669 was a new Gasparilla Bowl record, eclipsing the total of 29,763 established when Rutgers faced UCF in 2009 when the game was played at Tropicana Field.

FINAL BOOK / STATS ARE AVAILABLE ONLINE:  
[WWW.GASPARILLABOWL.COM/THE-GAME/](http://WWW.GASPARILLABOWL.COM/THE-GAME/)

# TEAM RECORDS

## SCORING

### POINTS SCORED

48, UCF (vs. Marshall), 2019  
45, Rutgers (vs. UCF), 2009  
41, USF (vs. Memphis), 2008

### MOST POINTS BY A LOSING TEAM

28, S.Miss (vs. Louisville), 2010

### FEWEST POINTS SCORED

3, FIU (vs. Temple), 2017

### MOST COMBINED POINTS SCORED

73, UCF (48) vs. Marshall (25), 2019

### FEWEST COMBINED POINTS SCORED

26, Marshall (16) vs. UConn (10), 2015

### LARGEST MARGIN OF VICTORY

27, USF (41) vs. Memphis (14), 2008

### POINTS SCORED, FIRST QUARTER

21, UCF (vs. Marshall), 2019  
21, Marshall (vs. USF), 2018

### POINTS SCORED, SECOND QUARTER

21, Louisville (vs. S.Miss), 2011

### POINTS SCORED, HALF

28, Marshall (vs. USF), 2018  
28, UCF (vs. Ball State), 2012  
28, Rutgers (vs. UCF), 2009

### POINTS SCORED, 1ST HALF (COMBINED)

45, Rutgers (28) vs. UCF (17), 2009

### POINTS SCORED, 2ND HALF (COMBINED)

42, UCF (24) vs. Marshall (18), 2019

### POINTS SCORED, THIRD QUARTER

21, UCF (vs. Marshall), 2019

### POINTS SCORED, FOURTH QUARTER

20, ECU (vs. Ohio), 2013

### TOTAL POINTS IN BOWL HISTORY

653

### SCORING BY QUARTER

1st Quarter: 176 points (.270)  
2nd Quarter: 193 points (.296)  
3rd Quarter: 146 points (.224)  
4th Quarter: 138 points (.211)

### LONGEST TOUCHDOWN DRIVES

No. of Plays: 14, Memphis (vs. USF) 2008 (14/79/4:07)  
Yards: 93, Temple (vs. FIU) 2017 (5/93/1:48)  
Time of Possession: 7:33, UCF (vs. Ball State) 2012 (13/78/7:33)

### LONGEST FG DRIVES

No. of Plays: 15, Marshall (vs. UConn) 2015 (15/85/4:57)  
Yards: 85, Marshall (vs. UConn) 2015 (15/85/4:57)  
Time of Possession: 6:35, Marshall (vs. UConn) 2015 (13/80/6:35)

### LARGEST MARGIN OF VICTORY

27, USF def. Memphis 41-14, 2008

### TEAMS SCORING FIRST THAT WON (69%)

2008, 2009, 2011, 2012, 2013, 2015, 2017, 2018, 2019

### TEAMS LEADING AT HALF THAT WON (69%)

2008, 2009, 2012, 2013, 2014, 2015, 2017, 2018, 2019

## OFFENSE

### TOTAL OFFENSE YARDS

Most: 587, UCF (vs. Marshall), 2019  
Fewest: 213, UConn (vs. Marshall), 2015

### TOTAL OFFENSIVE PLAYS

Most: 87, East Carolina (vs. Ohio), 2013  
Fewest: 50, UConn (vs. Marshall), 2015

### TOTAL OFFENSE YARDS, COMBINED

1,003, East Carolina (568) vs. Ohio (435), 2013  
948, UCF (587) vs. Marshall (361), 2019  
863, Marshall (503) vs. USF (360), 2018  
860, NC State (487) vs. UCF (373), 2014  
812, UCF (436) vs. Florida (376), 2021

# TEAM RECORDS

## YARDS PER PLAY

7.5 (587/78) UCF (vs. Marshall), 2019

## FIRST DOWNS, MOST

Most: 33 UCF (vs. Ball State), 2012

Fewest: 12 FIU (vs. Marshall), 2011

## FIRST DOWNS, RUSHING

Most: 14, UCF (vs. Marshall), 2019

Fewest: 3, Ball State (vs. UCF), 2012

3, FIU (vs. Marshall), 2011

## FIRST DOWNS, PASSING

Most: 16, UCF (vs. Ball State), 2012

16, Ball State (vs. UCF), 2012

Fewest: 6, UConn (vs. Marshall), 2015

## FIRST DOWNS, PENALTY

4, Marshall (vs. UCF), 2019

## 3RD DOWN CONVERSIONS

Best Percentage: .750, 9-of-12, UCF (vs. Ball State), 2012

Worst Percentage: .154, 2-of-13 Florida (vs. UCF) 2021

Most: 9 UCF (vs. Ball State), 2012

Fewest: 3 Ball State (vs. UCF), 2012

## 4TH DOWN CONVERSIONS

Most: 3 (3-for-4), UCF (vs. NC St.), 2014

## TIME OF POSSESSION

Most: 36:14, Marshall (vs. USF), 2018

Fewest: 23:46, USF (vs. Marshall), 2018

## PASSING

### PASS YARDS THROWN

Most: 328, Ohio (vs. East Carolina), 2013

Fewest: 86, UConn (vs. Marshall), 2015

### PASS ATTEMPTS

Most: 53, UCF (vs. NC. St), 2014

Fewest: 17, UConn (vs. Marshall), 2015

## PASS COMPLETIONS

Most: 30, East Carolina (vs. Ohio), 2013

Fewest: 10, UConn (vs. Marshall), 2015

## PASS COMPLETION PERCENTAGE

Highest: .692 (27-for-39), Marshall (vs. FIU), 2011

Lowest: .378 (14-for-37), Florida (vs. UCF), 2021

## TOUCHDOWNS THROWN

3, UCF, (vs. NC St.), 2014

3, UCF (vs. Ball State), 2012

3, Southern Miss (vs. Louisville), 2010

3, USF (vs. Memphis), 2008

## INTERCEPTIONS THROWN

3, Ohio (vs. East Carolina), 2013

2, UCF (vs. Rutgers), 2009

2, Marshall (vs. UCF), 2019

## RUSHING

### YARDS

Most: 310, UCF (vs. Marshall), 2019

Fewest: 35, UCF (vs. Rutgers), 2009

### RUSHING ATTEMPTS

Most: 50, UCF (vs. Florida), 2021

49, NC St. (vs. UCF), 2014

49, USF (vs. Memphis), 2008

Fewest: 24, Ball State (vs. UCF), 2012

### YARDS PER RUSH

Highest: 6.9, East Carolina (vs. Ohio), 2013

Lowest: 1.2, UCF (vs. Rutgers), 2009

## TOUCHDOWNS RUSHING

5, Marshall (vs. USF), 2018

## TEAM RECORDS

### DEFENSE

#### INTERCEPTIONS

3, East Carolina (vs. Ohio), 2013

#### SACKS

7, Temple (vs. FIU), 2017

#### TACKLES FOR LOSS

11, Rutgers (vs. UCF), 2009

#### FUMBLE RECOVERIES

3, UCF (vs. Marshall), 2019

#### FUMBLES RECOVERIES, COMBINED

4, UCF (3) vs. Marshall (1), 2019

### PENALTIES

#### PENALTIES, TEAM

Most: 10, UCF (vs. Marshall), 2019

10, Temple (vs. FIU), 2017

10, Rutgers (vs. UCF), 2009

Fewest: 3, UConn (vs. Marshall), 2015

3, Memphis (vs. USF), 2008

3, UCF (vs. NC St.), 2014

#### PENALTIES, COMBINED

Most: 18, UCF (10) vs. Marshall (8), 2019

Fewest: 7, Marshall (4) vs. UConn (3), 2015

#### PENALTY YARDAGE

Most: 125, Rutgers (vs. UCF), 2009

Fewest: 25, USF (vs. Marshall), 2018

25, UConn (vs. Marshall), 2015

### PUNTING

#### MOST PUNTS

8, FIU (vs. Marshall), 2011

8, Rutgers (vs. UCF), 2009

8, USF (vs. Memphis), 2008

#### FEWEST PUNTS

1, UCF (vs. Ball State), 2012

#### PUNTS, COMBINED

Most: 11, Florida (6) vs. UCF (5), 2021

11, East Carolina (5) vs. Ohio (6), 2013

Fewest: 4, Ball State (3) vs. UCF (1), 2012

#### PUNTING YARDS

Most: 337, Memphis (vs. USF), 2008

Fewest: 32, UCF (vs. Ball State), 2012

#### AVERAGE YARDS PER PUNT (minimum 4)

47.8, Marshall (vs. UCF), 2019

#### NET PUNTING AVERAGE

42.5, Florida (vs. UCF), 2021

#### TIME OF POSSESSION

Most: 36:14, Marshall (vs. USF), 2018

Fewest: 23:46, USF (vs. Marshall), 2018

#### ATTENDANCE

63,669, Florida vs. UCF, 2021

29,763, Rutgers vs. UCF, 2009

28,987, UCF vs. Marshall, 2019

26,675, UCF vs. NC St., 2014

25,205, Memphis vs. USF, 2008



# INDIVIDUAL RECORDS

## MOST TOUCHDOWNS

- T-1. 3, Josh Reese, UCF (vs. NC St.), 2014
- T-1. 3, Latavius Murray, UCF (vs. Ball State), 2012
- 2 2, 8 times

## MOST TOUCHDOWN PASSES

- T-1. 3, Justin Holman, UCF (vs NC St.), 2014
- T-1. 3, Blake Bortles, UCF (vs Ball State), 2012
- T-1. 3, Matt Grothe, USF (vs. Memphis), 2008
- T-2, 2, Dillon Gabriel, UCF (vs. Marshall), 2019
- T-2. 2, Gus Ragland, Miami (OH) (vs. MS State), 2016
- T-2. 2, Keith Wenning, Ball State (vs. UCF), 2012

## MOST YARDS PASSING

- 1. 294, Tom Savage, Rutgers (vs. UCF), 2009
- 2. 291, Justin Holman, UCF (vs. NC St.), 2014
- 3. 273, Shane Carden, East Carolina (vs. Ohio), 2013
- 4. 272, Blake Bortles, UCF (vs. Ball State), 2012
- 5. 262, Jacoby Brissett, NC St. (vs. UCF), 2014

## MOST PASS ATTEMPTS

- 1. 53, Justin Holman, UCF (vs NC St.), 2014
- 2. 45, Shane Carden, East Carolina (vs. Ohio), 2013
- 3. 40, Tyler Tettleton, Ohio (vs. East Carolina), 2013
- 4. 39, Rakeem Cato, Marshall (vs. FIU), 2011
- 5. 36, Emory Jones, Florida (vs. UCF), 2021

## MOST COMPLETIONS

- 1. 29, Shane Carden, East Carolina (vs. Ohio), 2013
- 2. 27, Rakeem Cato, Marshall (vs. FIU), 2011
- 3. 23, Chase Litton, Marshall (vs. UConn), 2015
- T-4. 22, Gus Ragland, Miami (OH) (vs. MS State), 2016
- T-4. 22, Blake Bortles, UCF (vs. Ball State), 2012
- T-4. 22, Keith Wenning, Ball State (vs. UCF), 2012

## MOST INTERCEPTIONS THROWN

- 1. 3, Tyler Tettleton, Ohio (vs. East Carolina), 2013
- T-2, 2, Isaiah Green, Marshall (vs. UCF), 2019
- T-2. 2, Maurice Alexander FIU (vs. Temple), 2017
- T-2. 2, Brett Hodges, UCF (vs. Rutgers), 2009

## MOST YARDS RUSHING

- 1. 198, Vintavious Cooper, East Carolina (vs. Ohio), 2013
- 2. 155, Isaiah Bowers, UCF (vs. Florida), 2021
- 3. 132, Nick Fitzgerald, MS State (vs. Miami OH), 2016
- 4. 110, Ryan O'Keefe UCF (vs. Florida), 2021
- 5. 103, Brenden Knox, Marshall (vs. UCF), 2019

## BEST AVERAGE PER CARRY (MIN. 10 ATTEMPTS)

- 1. 10.2, Desmond Johnson, S.Miss (vs. Louisville), 2010, (10-102 yds, 1 TD)
- 2. 7.9, Vintavious Cooper, East Carolina (vs Ohio), 2013, (25-198 yds, 2 TD)
- 3. 7.8, Brenden Knox, Marshall (vs. USF), 2018, (12-98 yds, 1 TD)
- T-4. 7.3, Nick Fitzgerald, MS State (vs. Miami OH), 2016, (18-132 yds, 2 TD)
- T-4. 7.3, Keoin Davis, Marshall (vs. UConn), 2015, (10-73,yds, 0 TD)

## MOST RUSHING ATTEMPTS

- 1. 35, Isaiah Bowers, UCF (vs. Florida), 2021
- 2. 26, Brenden Knox, Marshall (vs. UCF), 2019
- 3. 25, Vintavious Cooper, East Carolina (vs. Ohio), 2013
- T-4. 21, Beau Blankenship, Ohio (vs. East Carolina), 2013
- T-4. 21, Latavius Murray, UCF (vs. Ball State), 2012

## LONGEST RUNS

- 1. 74, Ryan O'Keefe (UCF) vs. Florida, 2021
- 2. 66, Beau Blankenship, Ohio (vs. East Carolina), 2013
- 3. 62 (TD), Desmond Johnson, Southern Miss (vs. Louisville), 2010
- 4. 52, Keion Davis, Marshall (vs. USF), 2018
- 5. 45, Ben Thompson, UCF (vs. Marshall), 2019

## MOST RECEPTIONS

- T-1. 9, Deandre Reaves, Marshall (vs. UConn), 2015
- T-1. 9, Breshad Perriman, UCF (vs. NC St.), 2014
- T-1. 9, Justin Hardy, East Carolina (vs. Ohio), 2013
- T-4. 8, Isaiah Jones, East Carolina (vs. Ohio), 2013
- T-4. 8, T.Y. Hilton, FIU (vs. Marshall), 2011

## MOST RECEIVING YARDS

- 1. 165, Randall St. Felix, USF (vs. Marshall), 2018
- 2. 160, Donte Foster, Ohio (vs. East Carolina), 2013
- 3. 138, Breshad Perriman, UCF (vs NC St.), 2014
- 4. 132, Marion Williams, UCF (vs. Marshall), 2019
- 5. 99, Tim Brown, Rutgers (vs. UCF), 2009

# INDIVIDUAL RECORDS

## BEST AVERAGE PER CATCH (MIN. 3 REC.)

1. 27.5, Randall St. Felix, USF (vs. Marshall), 2018 (6-165, 2 TD)
2. 26.6, Donte Foster, Ohio vs. East Carolina, 2010, (6-160 yds, 1 TD)
3. 26.3, Bo Hines, NC St. vs. UCF, 2014, (3-79 yds, 0 TD)
4. 24.8, Tim Brown, Rutgers vs. UCF, 2009, (4-99 yds, 1 TD)
5. 24.3, Mohamed Sanu, Rutgers vs. UCF, 2009, (4-97 yds, 1 TD)

## LONGEST PASSES (RECEIVER FROM QB)

1. 80, Donte Foster, Ohio (vs. East Carolina), 2013
2. 75, Marlon Williams, UCF (vs. Marshall), 2019
3. 70, Willie Johnson, Marshall (vs. UCF), 2019
4. 65, Tim Brown, Rutgers (vs. UCF), 2009
5. 61, Mohamed Sanu, Rutgers (vs. UCF), 2009

## LONGEST TOUCHDOWN (RUSH/RECEIVING)

1. 80, Donte Foster from Derrius Vick, Ohio (vs. East Carolina), 2013
2. 75, Marlon Williams from Dillon Gabriel, UCF (vs. Marshall), 2019
3. 70, Willie Johnson from Isaiah Green, Marshall (vs. UCF), 2019
4. 65, Tim Brown from Tom Savage, Rutgers (vs. UCF), 2009
5. 62, Desmond Johnson, Southern Miss (vs. Louisville), 2010

## ALL-PURPOSE YARDS (RUN, RCV., KR, PR, IR)

1. 251, Ryan O'Keefe (110/85/56/0/0), UCF (vs. Florida), 2021
2. 195, Malik Davis (86/0/109/0/0), Florida (vs. UCF), 2021
3. 220, Vintavious Cooper (198/22/0/0/0), East Carolina (vs. Ohio), 2013
4. 193, Quincy McDuffie (0/22/171/0/0), UCF (vs. Rutgers), 2009
5. 171, Keion Davis (94/0/77/0/0), Marshall (vs. USF), 2018

## MOST KICKOFF RETURNS

- T-1. 6, Lawrence Papillon, Marshall (vs. UCF), 2019  
 T-1. 6, Quincy McDuffie, UCF (vs. Rutgers), 2009  
 T-1. 6, D.A. Griffin, Memphis (vs. USF), 2008  
 T-2. 4, Malik Davis, Florida (vs. UCF), 2021  
 T-2. 4, Keion Davis, Marshall (vs. USF), 2018  
 T-2. 4, Reggie Hunt, Southern Miss (vs. Louisville), 2010

## MOST KICKOFF RETURN YARDS

1. 171, Quincy McDuffie, UCF (vs. Rutgers), 2009
2. 138, Lawrence Papillon, Marshall (vs. UCF), 2019
3. 134, Jeremy Wright, Louisville (vs. S.Miss), 2014
4. 109, Malik Davis, Florida (vs. UCF), 2021
5. 107, D.A. Griffin, Memphis (vs. USF), 2008

## LONGEST KICKOFF RETURN

1. 95 (TD), Jeremy Wright, Louisville (vs. S. Miss), 2010
2. 65, Quincy McDuffie, UCF (vs. Rutgers), 2009
3. 56, Dontavia Bogan, USF (vs. Memphis), 2008
4. 37, Brandon Holloway, MS State (vs. Miami OH), 2016

## MOST PUNT RETURNS

1. 4, Andre Booker, Marshall (vs. FIU), 2011
- T-2. 3, Xzavier Henderson, Florida (vs. UCF), 2021  
 T-2. 3, Devin Bass, Ohio (vs. East Carolina), 2013  
 T-2. 3, Breon Allen, East Carolina (vs. Ohio), 2013  
 T-2. 3, Marcus Edwards, USF (vs. Memphis), 2008

## MOST PUNT RETURN YARDS

1. 57, Andre Booker, Marshall (vs. FIU), 2011
2. 37, Marcel Williams, Marshall (vs. USF), 2018
3. 26, Deandre Reaves, Marshall (vs. UConn), 2015
4. 24, Xzavier Henderson, Florida (vs. UCF), 2021
5. 22, Talik Keaton, Marshall (vs. UCF), 2019

## LONGEST PUNT RETURN

1. 39, Andre Booker, Marshall (vs. FIU), 2011
2. 28, Marcel Williams, Marshall (vs. USF), 2018
3. 26, Deandre Reaves, Marshall (vs. UConn), 2015
4. 22, Talik Keaton, Marshall (vs. UCF), 2019
5. 17, Xzavier Henderson, Florida (vs. UCF), 2021

## MOST FIELD GOALS

- T-1. 3, Daniel Obarski, UCF (vs. Florida), 2021  
 T-1. 3, Nick Smith, Marshall (vs. UConn), 2015  
 2. 2, Eight Tied

## LONGEST FIELD GOALS

1. 52, Bobby Puyol, UConn (vs. Marshall), 2015
  2. 50, Justin Rohrwasser, Marshall (vs. UCF), 2019
  3. 46, Jack Griffin, FIU (vs. Marshall), 2011
- T-4. 45, Shawn Moffitt, UCF (vs. NC St.), 2014  
 T-4. 45, Steven Schott, Ball State (vs. UCF), 2012

## MOST KICKOFFS

- T-1. 8, Tedd Dellaganna, Rutgers (vs. UCF), 2009  
 T-1. 8, Maikon Bonani, USF (vs. Memphis), 2008

## INDIVIDUAL RECORDS

### MOST PUNTS

- T-1. 8, Josh Brisk, FIU (vs. Marshall), 2011
- T-1. 8, Blake Clinigan, UCF (vs. Rutgers), 2009
- T-1. 8, Brent Sutherland, Memphis (vs. USF), 2008

### LONGEST PUNTS

- 1. 61, Tyler Williams, Marshall (vs. UConn), 2015
- T-2. 60, Trent Schneider, USF (vs. Marshall), 2018
- T-2. 60, Peter Boehme, S.Miss (vs. Louisville), 2010
- 3. 59, Matt Green, Ohio (vs. East Carolina), 2013
- 4. 56, Brent Sutherland, Memphis (vs. USF), 2008

### PUNTING AVERAGE

- 1 47.8, Robert Lefevre, Marshall (vs. UCF), 2019
- T-2. 46.5, Tyler Williams, Marshall (vs. UConn), 2015
- T-2. 46.5, Wil Baumann, NC St. (vs. UCF), 2014

### LONGEST INTERCEPTION RETURN

- 1. 75, Micah Abraham, Marshall (vs. UCF), 2019 (TD)
- 2. 39, Richie Grant, UCF (vs. Marshall), 2019 (TD)
- 3. 36, Josh Jones, NC St. (vs. UCF), 2014
- 4. 34, Richard Leonard, FIU (vs. Marshall), 2011
- 5. 26, Damaso Munoz, Rutgers (vs. UCF), 2009

### LONGEST INTERCEPTION RETURN FOR TD

- 1. 75, Micah Abraham, Marshall (vs. UCF), 2019
- 2. 39, Richie Grant, UCF (vs. Marshall), 2019
- 3. 19, Billy Anderson, Rutgers (vs. UCF), 2009

### MOST SACKS

- T-1, 2, Channing Hames, Marshall (vs. USF), 2018
- T-1. 2, William Kwenkeu, Temple (vs. FIU), 2017
- T-1. 2, Steve Beauharnais, Rutgers (vs. UCF), 2009
- 2. 1.5, Terrell Stanley, East Carolina (vs. Ohio), 2013
- 3. 1, many tied

### MOST TACKLES FOR LOSS

- 1. 4, Brenton Cox, Jr., Florida (vs. UCF), 2021
- 2. 3, Korey Williams, S.Miss (vs. Louisville), 2010
- 3. 2.5, Tyson Gale, Marshall (vs. FIU), 2011

### MOST TACKLES

- T-1. 14, Greg Reaves, USF (vs. Marshall), 2018
- T-1. 14, Tony Reid, Miami (OH) (vs. MS State), 2016
- T-1. 14, Andrew Adams, UConn (vs. Marshall), 2015
- T-1. 14, Clayton Geathers, UCF (vs. NC St.), 2014
- T-1. 14, Michael Dobson, East Carolina (vs. Ohio), 2013

