



WAKE FOREST BASEBALL

GAME NOTES



APRIL 2-4 2021 | LOUISVILLE, KY. | JIM PATTERSON STADIUM




BASEBALL

WAKE FOREST DEMON DEACONS

Record: 9-9 | ACC: 4-7

Head Coach: Tom Walter
Season: 12th
Home Record: 6-6
Away Record: 3-3
Neutral Record: 0-0
National Rank: N/A
Runs Scored/Game: 5.4
Runs Allowed/Game: 5.8



LOUISVILLE CARDINALS

Record: 16-7 | ACC 8-3

Head Coach: Dan McDonnell
Season: 15th
Home Record: 11-2
Away Record: 5-5
Neutral Record: 0-0
National Rank: 5
Runs Scored/Game: 7.4
Runs Allowed/Game: 4.8

Probable Starters

Friday:

WAKE: RHP Ryan Cusick (1-0)

LOU: LHP Michael Kirian (4-0)

Saturday:

WAKE: RHP William Fleming (2-2)

LOU: LHP Luke Seed (0-0)

Sunday:

WAKE: RHP Rhett Lowder (0-1)

LOU: RHP Luke Smith (2-1)

SCHEDULE & RESULTS

FEBRUARY

19	NORTHEASTERN	W, 8-6
20	NORTHEASTERN	W, 9-0
21	NORTHEASTERN	L, 14-11
23	COASTAL CAROLINA	L, 4-1
26	NOTRE DAME*	POSTPONED
27	NOTRE DAME* (GAME 1)	W, 10-8
27	NOTRE DAME* (GAME 2)	L, 5-4
28	NOTRE DAME*	L, 10-0

MARCH

3	WESTERN CAROLINA	CANCELED
5	BOSTON COLLEGE*	POSTPONED
6	BOSTON COLLEGE*	POSTPONED
7	BOSTON COLLEGE*	POSTPONED
9	at Elon	POSTPONED
12	at Miami*	L, 10-0
13	at Miami*	L, 6-3
14	at Miami*	CANCELED
16	CHARLOTTE	W, 4-1
19	GEORGIA TECH*	W, 6-2
20	GEORGIA TECH*	L, 3-1
21	GEORGIA TECH*	L, 8-1
23	at Elon	W, 4-2
26	at Florida State*	L, 2-1
27	at Florida State*	W, 8-7
28	at Florida State*	W, 12-10
30	APPALACHIAN STATE	W, 15-7

APRIL

2	at Louisville*	6:00
3	at Louisville*	1:00
4	at Louisville*	1:00
7	at Liberty	6:00
9	VIRGINIA TECH*	6:00
10	VIRGINIA TECH*	4:00
11	VIRGINIA TECH*	1:00
13	at Appalachian State	6:00
16	at Duke*	TBA
17	at Duke*	TBA
18	at Duke*	TBA
20	at Davidson	6:00
23	at Clemson*	6:00
24	at Clemson*	3:00
25	at Clemson*	1:00
27	DAVIDSON	6:00
30	NC STATE*	6:00

MAY

1	NC STATE*	4:00
2	NC STATE*	1:00
4	LIBERTY	6:00
9	ELON	1:00
14	at Virginia*	TBA
15	at Virginia*	TBA
16	at Virginia*	TBA
18	at Coastal Carolina	6:00
20	PITTSBURGH*	6:00
21	PITTSBURGH*	4:00
22	PITTSBURGH*	1:00

* - ACC game

WAKE FOREST VS. LOUISVILLE

THE MATCHUP

- Wake Forest heads into this weekend's series as winners of four of their last five games, including an ACC series victory at nationally-ranked Florida State and a dominating 15-7 win against App State, posting a season-high 15 runs and six home runs, the most since 2017.
- The road series marks their second-consecutive conference set on the road, as well as their third overall (Miami, March 12-14 & Florida State, March 26-28).
- Friday (6:00 p.m.) and Saturday (1:00 p.m.) can be viewed on ACC Network Extra, while Sunday's game will be televised on ESPN2. First pitch is slated for 12:30 p.m.

LAST TIME OUT

- Wake Forest rode the momentum of six home runs and scoreless appearances by three relief pitchers to defeat in-state foe Appalachian State 15-7 Tuesday night at David F. Couch Ballpark.
- Wake Forest took the lead in the first inning and never looked back, scoring a season-high 15 runs on 12 hits. Freshman Brock Wilken led the Deacs at the plate, going 3-for-4 with two home runs while scoring three runs. The third baseman has hit four home runs in his last three games and leads the Deacs with eight for the season.
- The Deacs showed tremendous patience at the plate, drawing 12 walks, the most free passes Wake Forest has earned since walking 15 times against Florida State on April 28, 2019.
- Cole McNamee earned the win in relief, keeping Appalachian State off the scoreboard in 1.1 innings of work after relieving starter Reed Mascolo in the fourth inning. Freshman Crawford Wade and Teddy McGraw also threw scoreless frames to help keep the Mountaineers at bay.

WAKE FOREST STORYLINES

- The Deacs are 4-1 in their last five games thanks to an increase in productin at the plate, which bodes well as the team continues to be consistent on the mound. In those five games, Wake Forest has posted a stat line of .263 batting average, 14 HRs, 45 hits, 40 runs, 36 RBIs and .550 slg%.
- A trio of Deacs are on milestone watch as Ryan Cusick is just nine strikeouts away from 150 career strikeouts and 12 K's away from a new career high for a season. Brock Wilken's eight home runs tied the most home runs by a freshman to start off their collegiate careers in 12 years, matching Carlos Lopez's total through their first 18 games. Additionally, Bobby Seymour is one of four Deacs to have over 100 hits in their collegiate career (one of two teams in the nation) and is 16 hits away from becoming the 28th Demon Deacon to reach 200 knocks.
- See Page 2 for more details and additional storylines.

ON DECK

- Wake Forest will head back on the road for a midweek contest at Liberty on April 7 before welcoming Virginia Tech to The Couch on April 9-11 for a home ACC Series.
- The Deacs will then embark on an eight-game road trip, including a pair of series at Duke (April 16-18) and Clemson (April 23-25).

WHAT'S INSIDE

Wake Forest Notes	1-2	Games by Position	.8
Quick Facts	2	Deacs in the Pros	.8
Roster	3	Home Run Breakdown/National Rankings	.9
Coaching Staff	4	Player Profiles (Numerical Order)	10-28
Streaks	5	Record Book Updates	29
David F. Couch Ballpark	5	Wake's Record When...	30
ACC Standings	6	Game-by-Game Summary	31
This Date in History	6	Season/Career Stats & Series Breakdown	32
Stat Rankings/Big Innings	6	Picture 2021 Roster	33
The Last Time...	7	2021 Season Stats	33

#GODEACS

WAKE FOREST BASEBALL

QUICK FACTS

GENERAL INFORMATION

Name of School	Wake Forest University
City / Zip	Winston-Salem, N.C. / 27109
Founded	1834
Enrollment	5,287 (Undergraduate)
Nickname	Demon Deacons
School Colors	Old Gold & Black
Home Facility	David F. Couch Ballpark (3,823)
Surface	FieldTurf
Dimensions	LF-310, LC-370, CF-400, RC-367, RF-300
Affiliation	NCAA Division I
Conference	Atlantic Coast Conference
President	Dr. Nathan O. Hatch
Athletic Director	John Currie
Athletic Department Phone	(336) 758-5616
Ticket Office Phone	(336) 758-3322

PROGRAM HISTORY

First Year of Baseball	1891
All-Time Head Coaches	25
Overall All-Time Record	2,287-1,747-30 (.563)
All-Time ACC Record	589-728-4 (.445)
ACC Championships	7 (1955, 1962, 1963, 1977, 1998, 1999, 2001)
CWS Appearances	2 (1949, 1955)
NCAA Championships	1 (1955)
NCAA Tournament Appearances	13 (1949, 1950, 1955, 1961, 1962, 1977, 1998, 1999, 2000, 2001, 2002, 2007, 2016, 2017)
All-Americans	34
Winning Seasons	74 (last 2019)
30+ Win Seasons	24 (last 2019)
40+ Win Seasons	6 (last 2017)

COACHING STAFF

Head Coach	Tom Walter (Georgetown, '91)
Record at WFU	315-293 (.516) (12th year)
ACC Record	136-177 (.432)
Career Record	742-624 (.543) (25th year)
Best Time to Reach Coach	Contact SID
Associate Head Coach/Hitting	Bill Cilento (12th year, Siena, '03)
Assistant Coach/Pitching	John Hendricks (3rd year, Wake Forest, '00)
Volunteer Assistant Coach	Joey Hammond (7th year, Charlotte, '98)

TEAM INFORMATION

2021 Overall Record	9-9
Home	6-6
Away	3-3
Neutral	0-0
2021 ACC Record	4-7
Home	2-4
Away	2-3
Letterman Returning/Lost	21/13
Starters Returning/Lost	7/2
Starting Pitchers Returning/Lost	3/1
Newcomers	16

UPTICK IN OFFENSIVE PRODUCTION

• The Deacs are 4-1 in their last five games thanks to an increase in production at the plate, which bodes well as the team continues to be consistent on the mound.

LAST FIVE GAMES (4-1)

- .263 batting average
- 14 HRs
- 45 hits
- 40 runs
- 36 RBIs
- .550 slg %

FIRST SIX GAMES AFTER PAUSE (2-4)

- .163 batting average
- 4 HRs
- 30 hits (5 a game)
- 15 runs
- 14 RBI
- .288 slg %

RAKE FOREST RETURNS?

- Wake Forest heads into the weekend series off a historic performance against Appalachian State on March 30.
- Brock Wilken, Michael Ludwig and Shane Muntz hit back-to-back-to-back solo home runs in the fourth inning, the first time the Deacs hit three consecutive home runs since Wake Forest accomplished this feat against Division II C.W. Post on March 26, 1991.
- Adding in an additional home run from Wilken and roundtrippers from Adam Cecere and Lucas Costello, the Deacs hit six home runs in a game for the first time since Wake Forest raked six balls out of the park against USC on February 24, 2017.
- In total, the Deacs scored a season-high 15 runs on 12 hits.

BATS BEAM BRIGHT IN SUNSHINE STATE

- The Deacs' bats came alive in their two victories versus the Seminoles, combining for 20 runs and five HRs on Saturday and Sunday. Brock Wilken (Saturday) and Bobby Seymour (Sunday) each posted two-home run performances to lead the Deacs at the plate. The duo combined for 11 RBIs, as Wilken posted a career-high six on Saturday after a grand slam.
- The trio of Lucas Costello, Michael Ludwig and Chris Lanzilli tallied multi-hit performances in each win. Lanzilli blasted his fourth homer of the season following Seymour's first on Sunday as they became the first Demon Deacon teammates in almost two years to hit back-to-back home runs.
- Pierce Bennett was unphased on Sunday, driving in a pair of runs after two RBI singles in clutch situations.

MILESTONE WATCH- RYAN CUSICK

- Ryan Cusick is just nine strikeouts away from recording his 150th career strikeout as the right-hander from Sudbury, Mass. has fanned 141 batters in 27 appearances, including six double-digit performances in 8 starts in 2020 and 2021.
- Cusick has already matched his strikeout total from last year (four starts) and is only 12 away from tying his career-high of 55 set in his freshman season in 2019.
- Cusick has posted dominating performances in his last two starts, striking out a combined 22 batters and giving up zero runs in back-to-back appearances.
- On Friday night against the red-hot Seminoles, the sophomore gave up a season-low two hits in his five scoreless innings of work while fanning double-digit batters for their third-straight start and the sixth time in his last eight starts. Cusick struck out seven of the first 12 Seminoles he faced.
- Cusick was electric against No. 11 Georgia Tech on March 19, striking out 10 batters in six frames. The sophomore only gave up three hits and two walks across his entire start to help Wake Forest post their first win against a ranked opponent since the Deacs defeated No. 12 Louisville 3-2 on March 7, 2020.
- Currently, he leads the ACC in strikeouts per nine innings (17.33), while ranking fifth in total strikeouts with 43.

WILKEN OFF TO HISTORIC FRESHMAN START

- Through his first 18 career games, freshman Brock Wilken has smashed eight home runs to lead the Wake Forest bats.
- His total ties the most home runs by a freshman in their first 18 collegiate games since Carlos Lopez also hit eight homers in his first 18 contests for Wake Forest.
- The Valrico, Fla. native needs 10 more home runs in the Deacs' 27 remaining games to set the freshman record (Jamie D'Antona, 2001).
- Six of his eight home runs have come in Wake Forest's nine wins. Additionally, he has posted a pair of two-home run games in the last three games.
- Additionally, current Deacs Brendan Tinsman (10) and Chris Lanzilli (9) sit in the top 10 after their freshman season in 2018 and 2019, respectively.

MILESTONE WATCH- 100-HIT CLUB

- Wake Forest is just one of two teams in the nation with four active players that have tallied at least 100 hits during their collegiate careers:

- Bobby Seymour- 184
- Chris Lanzilli- 165
- Michael Ludwig- 120
- Shane Muntz- 117

- Seymour is set to become the 28th player in Wake Forest history to join the 200-Hit club as the junior is just 16 base hits away from the mark.

- Jake Mueller (2016-19) was the last Deac to reach the mark with 203 base hits.

- Michael Turconi is currently 12 hits from joining the 100-hit crew, as the sophomore has recorded 88 hits through 80 career games.

FANNING THE OPPOSITION

Led by Rhett Lowder's career-high 10 Ks, Wake Forest fanned a record-setting number of batters in their game versus Coastal Carolina on Feb. 23. Overall, the Deacs struck out 20 batters in 12 innings, the most by a Wake Forest pitching staff since at least 1999. Currently, the 20 strikeouts sit as the hrd-highest total in a game this season.

- The bullpen continued Lowder's momentum into the latter innings:
 - 3- Brennen Oxford and Reed Mascolo
 - 2- Camden Minacci
 - 1- Eric Adler and Cole McNamee

GAMEDAY COVERAGE

Stream
ACC Network Extra (Friday/Saturday)
ESPN2 (Sunday)

Live Stats
stats.statbroadcast.com/
statmonitr/?id=347085

Twitter
Live updates, stats and more
@WakeBaseball

Facebook
Photos and news
Wake Forest Baseball

Instagram
Photos and videos
@WakeBaseball

GoDeacs.com
Complete coverage of WF Athletics



COMMUNICATIONS

Ryan Sosic
Assistant Director, Athletic Communications
Cell: (440) 759-7582 | Office: (336) 758-5842
Email: sosicr@wfu.edu

WAKE FOREST BASEBALL

ROSTER BREAKDOWN

BY CLASS

Redshirt Senior (1)
Robinson

Junior (7)
Fleming, Lanzilli, Ludowig, Mc Namee, Menendez, Muntz, Seymour

Sophomore (6)
Cusick, Kendall, Oxford Rust, Tinsman, Turconi

Freshmen (7)
Adler, Bennett, Cecere, Crum, Mascolo, Pilat, Smith

True Freshmen (15)
Andrews, Brechbul, Broderick, Costello, Everett, Furtado, Keener, Marmo, McGraw, Minacci, Petosa, Reinisch, Stewart, Wade, Wilken

BY STATE

North Carolina (8)
Will Andrews (Winston-Salem)
J.D. Everett (Hickory)
Rhett Lowder (Albemarle)
Dane Stewart (Cary, N.C.)
Crawford Wade (Charlotte)
William Fleming (Asheville)
Seth Keener (Pilot Mountain)
Andrew Rust (New Bern)

Florida (7)
Eric Adler (Rockledge)
Lucas Costello (Miami)
Derek Crum (Tampa)
Hunter Furtado (West Palm)
Drew Kendall (Boynton Beach)
Camden Minacci (Tampa)
Brock Wilken (Valrico)

Massachusetts (3)
Ryan Cusick (Sudbury)
Chris Lanzilli (Stoneham)
Shane Smith (Danvers)

Pennsylvania (3)
Adam Cecere (Adams Township)
Shane Muntz (Phoenixville)
Michael Turconi (Beaver Falls)

Georgia (2)
Pirmin Brechbul (Duluth)
Cole McNamee (Alpharetta)

New York (2)
Teddy McGraw (Oneonta)
Jake Reinisch (Clifton Park)

Virginia (2)
Michael Ludowig (Ashburn)
Antonio Menendez (Herndon)

Connecticut (1)
Reed Mascolo (Fairfield)

Indiana (1)
Bobby Seymour (St. John)

Maine (1)
Brendan Tinsman (Cape Elizabeth)

Maryland (1)
Pierce Bennett (Baltimore)

Massachusetts (1)
James Broderick (Wellesley)

Michigan (1)
Parker Pilat (Rochester Hills)

New Hampshire (1)
Brennen Oxford (Durham)

New Jersey (1)
Carmine Petosa (Jackson)

Ohio (1)
Reese Robinson (Dayton)

Tennessee (1)
Caleb Marmo (Johnson City)

NUMERICAL ROSTER

No.	Name	Pos.	B/T	Ht.	Wt.	Yr.	Hometown (Last School)
0	Lucas Costello	INF	R/R	6-2	195	Fr.	Miami, Fla. (Westminster Christian Academy)
1	Drew Kendall	OF	L/R	6-4	225	So.	Boynton Beach, Fla. (Park Vista Community HS)
3	Bobby Seymour	INF	L/R	6-4	250	Jr.	St. John, Ind. (Mount Carmel HS)
4	Rhett Lowder	RHP	R/R	6-4	250	Fr.	Albemarle, N.C. (North Stanly HS)
5	Pierce Bennett	INF	R/R	6-1	190	Fr.	Baltimore, Md. (Gilman School)
6	Michael Turconi	INF	L/R	5-11	185	So.	Beaver Falls, Pa. (Blackhawk HS)
7	Eric Adler	RHP	R/R	6-2	185	Fr.	Rockledge, Fla. (Rockledge HS)
8	Hunter Furtado	LHP	L/R	6-4	170	Fr.	Lake Worth, Fla. (Kings Academy)
9	Brendan Tinsman	C	R/R	6-2	220	So.	Cape Elizabeth, Maine (Cape Elizabeth HS)
10	Cam Minacci	RHP	R/R	6-2	200	Fr.	Tampa, Fla. (Jesuit Prep)
11	Shane Muntz	C	R/R	6-4	230	Jr.	Phoenixville, Pa. (Malvern Prep)
12	Adam Cecere	OF/INF	L/R	6-5	240	Fr.	Adams Township, Pa. (Forest Hills HS)
14	Carmine Petosa	INF	L/L	6-0	250	Fr.	Jackson, N.J. (Jackson Memorial HS)
15	Brennen Oxford	LHP	R/L	6-2	205	R-So.	Durham, N.H. (Oyster River HS)
17	Cole McNamee	RHP/INF	R/R	6-4	215	Jr.	Alpharetta, Ga. (Blessed Trinity Catholic HS)
18	Dane Stewart	OF	R/R	6-3	180	Fr.	Cary, N.C. (Cardinal Gibbons HS)
19	Crawford Wade	LHP	L/L	6-4	175	Fr.	Charlotte, N.C. (Myers Park HS)
20	Derek Crum	OF	L/L	5-11	185	Fr.	Tampa, Fla. (Gaither HS)
21	Shane Smith	RHP	R/R	6-4	220	R-So.	Danvers, Mass. (The Governor's Academy)
22	Michael Ludowig	OF	L/L	6-1	215	Jr.	Ashburn, Va. (Briar Woods HS)
24	Chris Lanzilli	OF/INF	R/R	6-2	225	Jr.	Stoneham, Mass. (Dexter School)
25	Brock Wilken	INF/C	R/R	6-4	220	Fr.	Valrico, Fla. (Blomokingdale HS)
26	Seth Keener	RHP	R/R	6-1	190	Fr.	Pilot Mountain, N.C. (East Surry HS)
27	Antonio Menendez	RHP	R/R	6-4	215	Jr.	Herndon, Va. (Herndon HS)
28	James Broderick	INF	R/R	5-11	185	Fr.	Wellesley, Mass. (Lawrence Academy)
30	Andrew Rust	RHP	R/R	6-2	215	So.	New Bern, N.C. (NC School of Science and Math)
31	Parker Pilat	INF	R/R	6-4	200	Fr.	Rochester Hills, Mich. (Detroit Country Day)
33	Ryan Cusick	RHP	R/R	6-6	235	So.	Sudbury, Mass. (Avon Old Farms School)
34	Caleb Marmo	OF	L/R	5-11	185	Fr.	Johnson City, Tenn. (Science Hill HS)
35	Will Andrews	RHP	R/R	5-11	150	Fr.	Winston-Salem, N.C. (Forsyth Country Day)
36	JD Everett	LHP	R/L	5-11	210	Fr.	Hickory, N.C. (Saint Stephens HS)
38	William Fleming	RHP	R/R	6-6	220	Jr.	Asheville, N.C. (Christ School)
39	Pirmin Brechbul	OF	R/R	6-2	205	Fr.	Duluth, Ga. (Greater Atlanta Christian Academy)
40	Reed Mascolo	RHP	R/R	6-1	210	Fr.	Fairfield, Conn. (Seton Hall University)
41	Jake Reinisch	INF/OF	R/R	6-1	210	Fr.	Clifton Park, N.Y. (Shenendehowa HS)
42	Teddy McGraw	RHP	R/R	6-2	200	Fr.	Oneonta, N.Y. (Oneonta HS)
45	Reese Robinson	RHP	R/R	6-8	250	R-Sr.	Dayton, Ohio (University of Cincinnati)

Bullpen Catcher: Landon Dombrowski, Student Assistant: Ben Casstevens

COACHING & SUPPORT STAFF

No.	Name	Position	Year	Alma Mater
32	Tom Walter	Head Coach	12th	Georgetown, 1991
37	Bill Cilento	Associate Head Coach/Hitting	12th	Siena, 2003
44	John Hendricks	Assistant Coach/Pitching	3rd	Wake Forest, 2000
29	Joey Hammond	Volunteer Assistant Coach	7th	Charlotte, 1998
	Jeff Strahm	Athletic Trainer	23rd	Kansas State, 1994
	Mark Seaver	Strength/Conditioning	15th	Wake Forest, 2003
	Christia Fisher	Academic Counselor	11th	North Carolina, 1986
	Ryan Sosis	Communications	1st	Baldwin Wallace, 2019
	Kate Ruley	Nutritionist	5th	Queens University, 1991
	Dr. Brian Waterman	Physician	4th	Virginia, 2002
	Dr. Kristen Nicholson	Biomechanist	3rd	Clemson, 2010
	Tony Joyce	Equipment	3rd	Canterbury, 2006
	Evan Wise	Pitching Lab Coordinator	2nd	Lenoir-Rhyne, 2009

PRONUNCIATION GUIDE

Eric AdlerADD-lurr

Pirmin Brechbuhl.....Pier-man BRECK-Bah-ull

Adam Cecere.....suh-SEAR-ee

Bill Cilentosill-EN-toe

Derek Crum.....Sounds like "crumb"

Ryan Cusick.....CUE-sick

Chris Lanzilli.....lan-ZILL-eee

Michael LudowigLUD-wig

Reed Mascolo.....mass-COLE-oh

Cole McNameeMAC-nuh-me

Camden MinacciMa-NAH-see

Shane MuntzRhymes with "bunts"

Carmine PetosaCar-Mine Pah-toe-sa

Parker PilatSounds like "pilot"

Jake ReinischRine-ish

Alex Sleiman.....SLAY-min

Brendan TinsmanBREN-din TINS-min

Michael Turconi.....tur-CONE-eee

WAKE FOREST BASEBALL

WAKE FOREST HEAD COACH TOM WALTER



HEAD COACH | 12TH YEAR | GEORGETOWN, 1991 | COACHES THIRD BASE | WEARS NO. 32

- Head coach Tom Walter is in his 12th season at the helm of Wake Forest baseball. Walter signed a new seven-year contract in 2017, which runs through 2024.
- Walter is one of two active head coaches in the country to lead three different programs to the NCAA Division I Tournament, becoming just the seventh coach all-time to do so. He joins the ranks of Larry Cochell, Augie Garrido, Sunny Golloway, Andy Lopez, Ron Polk and Jack Stallings. Randy Masey accomplished the feat in 2017.
- Players drafted in the top 10 rounds from Wake Forest under Walter include Mac Williamson (2012 - 3rd), Tim Cooney (2012 - 3rd), Will Craig (2016 - 1st), Stuart Fairchild (2017 - 2nd), Gavin Sheets (2017 - 2nd), Parker Dunshee (2017 - 7th), Ben Breazeale (2017 - 7th), Griffin Roberts (2018 - 1st) and Colin Peluse (2019 - 9th). Williamson and Cooney made their MLB debuts in 2015 after being third-round picks in 2012.
- At Wake Forest, Walter has overseen the development of 2016 National Player of the Year Will Craig, ACC Player of the Year Bobby Seymour, All-America selections Craig, Seymour, Nate Mondou, Stuart Fairchild, Gavin Sheets and Chris Lanzilli and a total of 22 All-ACC selections. Wake Forest had nine All-ACC picks in 2017, the most ever.
- Walter also has experience working with USA Baseball, spending time in the summer of 2016 as a manager of the Stars team at the 17U National Team Development Program.

Development off the field is equally as important as on the field under Walter. All of the program's seniors have graduated on time for five consecutive years, and the team has raised more than \$100,000 for various charities including the ALS Association, JDRF, and the Vs. Cancer Foundation. The team has had 100 percent roster participation in community service for eight straight years, and also took a service trip to the Dominican Republic in 2012. Walter also selflessly donated a kidney to outfielder Kevin Jordan just days before the 2011 season opener after Jordan was diagnosed with a serious kidney disease and needed a transplant.

- He guided his 2006 team at New Orleans through the aftermath of Hurricane Katrina. The team spent the fall in Las Cruces, New Mexico, then spent time in Mobile, Alabama, and Westwego, Louisiana, before returning to campus in March.
- The Johnstown, Pennsylvania native earned his degree in finance from Georgetown in 1991 and an MBA from George Washington in 1994. Walter started all four seasons for the Hoyas as a catcher and outfielder.
- Walter's son, Chase, is a sophomore on the Georgetown baseball team.

YEAR-BY-YEAR

Yr.	SCHOOL	OVERALL	CONF.	POST.
1997	George Washington	21-33	9-12	
1998	George Washington	33-18	13-12	
1999	George Washington	26-30	10-11	
2000	George Washington	37-21	16-5	
2001	George Washington	38-23	13-9	
2002	George Washington	42-23	17-7	Reg.
2003	George Washington	37-18	12-9	
2004	George Washington	41-18	19-5	
2005	New Orleans	20-39	10-14	
2006	New Orleans	30-28	12-12	
2007	New Orleans	38-26	16-14	Reg.
2008	New Orleans	43-21	18-11	Reg.
2009	New Orleans	22-33	12-18	
2010	Wake Forest	18-37	8-22	
2011	Wake Forest	25-31	15-15	
2012	Wake Forest	33-24	13-17	
2013	Wake Forest	28-27	9-20	
2014	Wake Forest	30-26	15-15	
2015	Wake Forest	27-26	12-18	
2016	Wake Forest	35-27	13-17	Reg.
2017	Wake Forest	43-20	19-11	Super
2018	Wake Forest	25-32	13-17	
2019	Wake Forest	31-26	14-16	
2020	Wake Forest	10-8	1-2	
2021	Wake Forest	9-9	4-7	
Career		742-624	314-318	5 Reg.
25th year		.543	.497	1 Super
at George Washington		275-184	109-70	1 Reg.
8 years		.599	.609	
at New Orleans		153-147	68-69	2 Reg.
5 years		.510	.496	
at Wake Forest		315-293	136-177	2 Reg.
12th year		.517	.435	1 Super

ASSISTANT COACHES



BILL CIENTO
ASSOCIATE HEAD
COACH
HITTING COACH
12TH YEAR
SIENA, 2003

- Located in the dugout
- Wears No. 37

Bill Ciento enters his 12th year at Wake Forest in 2020, after being promoted to Associate Head Coach in January 2019. He works primarily with the Demon Deacon hitters and infielders.

In his time as a coach, 61 of his student-athletes have gone on to play professionally, including five big leaguers.

He oversaw the development of National Player of the Year Will Craig, the first-round pick of the Pittsburgh Pirates in 2016. After not making an all-conference team his freshman year, Craig's improvement earned him ACC Player of the Year honors in 2015 and made him a unanimous first team All-American in 2016.

Wake Forest has had 15 hitters earn all-ACC honors the last five seasons. In 2017, Wake Forest became the first Division I school in the nation to surpass 100 home runs in the BBCOR era, leading the nation with 106 blasts and 1.68 longballs per game.

Ciento has coached with Tom Walter for 12 years, including a pair of seasons at New Orleans. Ciento was a four-year starter at Siena.

He and his wife, Jen, have three daughters: Brooke, Katie and Megan.



JOHN HENDRICKS
ASSISTANT COACH
PITCHING COACH
3RD YEAR
WAKE FOREST, 2000

- Will make pitching changes and most mound visits
- Wears No. 44

John Hendricks joined the coaching staff at his alma mater in December 2018 and enters his third season as pitching coach.

Hendricks still ranks as the program's all-time leader with 34 career wins and 409.2 innings pitched, and was also the strikeout leader with 312 until 2017. He was inducted into the Wake Forest Sports Hall of Fame in February 2020.

Hendricks spent more than nine years working in the MLB, including the last five seasons with the New York Mets. After two years as the Area Supervisor of the Carolinas, he was promoted to National Pitching Supervisor in 2015. In that role, Hendricks was responsible for evaluating and drafting pitchers nationally.

He has also served as a roving pitching coordinator with the USA Baseball U-18 National Team Program. He has assisted in the player evaluation and roster building process, and also served as an on-field pitching coach and head coach.

Hendricks has worked at the collegiate level. He spent two seasons at Tennessee Wesleyan, serving as an assistant coach, where the team reached the NAIA World Series, and also spent five years at Lenoir Rhyne, starting as a graduate



JOEY HAMMOND
VOLUNTEER ASST.
COACH
ASST. HITTING COACH
7TH YEAR
CHARLOTTE, 1998

- Coaches first base
- Wears No. 29

Joey Hammond joined the Wake Forest coaching staff as the volunteer assistant coach and enters his seventh season in 2020. A former professional baseball player for 11 years, Hammond came to Wake Forest after spending five seasons as the head coach of Westchester Country Day School.

Hammond works extensively with the Wake Forest outfielders. Under his watch, Stuart Fairchild was perfect defensively in both 2015 and 2017, earning the 2017 Rawlings Gold Glove Award in the outfield.

The Deacs have become one of the nation's top offenses under Hammond's assistance. Wake Forest became the first Division I school in the nation to surpass 100 home runs in the BBCOR era, leading the nation with 106 blasts in 2017.

Hammond was drafted in the 25th round of the 1998 MLB Draft by the Baltimore Orioles and spent eight seasons with the Orioles and three with the Phillies. He recorded more than 1,000 career hits, playing primarily at the AAA level.

Hammond earned a bachelor's degree from Charlotte and was a standout shortstop from 1996-98. He was First Team All-Conference USA in 1998 after batting .398 with 100 hits.

He and his wife, Rebecca, have three sons: Caleb, Josh and Mason.

WAKE FOREST BASEBALL

THE COUCH

- David F. Couch Ballpark is home to the Demon Deacon baseball team. The Deacons moved in to the facility before the start of the 2009 season after playing the previous 28 seasons on campus at historic Gene Hooks Stadium.
- Formerly known as Ernie Shore Field, the park was home to Winston-Salem's Carolina League minor league team for more than 40 years. Wake Forest purchased the facility after the team, now known as the Winston-Salem Dash, moved in to a new downtown ballpark.
- In February 2016, Wake Forest baseball park was renamed David F. Couch Ballpark in honor of former baseball player David Couch ('84). A longtime supporter of Wake Forest Athletics and the baseball program, Couch made the lead gift toward a new \$12 million facility, which opened in February 2017, and included construction of a new dugout and bullpen, locker room, equipment room, training room, team lounge, nutrition area, and pitching lab.
- The latest phase of the Chris Hurd Player Development Center was made possible, in part, thanks to the generosity of Chris and Nancy Hurd who made the lead gift toward the project. It features a team meeting room, dedicated video room, coaches' offices, a biomechanist's office, a conference room, game day suites, and a baseball heritage area. It was dedicated on Oct. 12, 2018, and the construction wrapped up in January 2019.
- With the completion of the pitching lab inside the Chris Hurd Player Development Center at David F. Couch Ballpark, the state-of-the-art biomechanics lab is used to develop Wake Forest student-athletes and transform the game of baseball. Wake Forest Athletics is partnering with Wake Forest Baptist Health on a historic agreement, which combines the two units to enhance player safety and development. On Wake Forest's side, pitching coach John Hendricks, athletic trainer Jeff Strahm and strength coach Mark Seaver works with Wake Baptist's Dr. Brian Waterman, the team physician specializing in shoulder and elbow care, and biophysicist Dr. Kristen Nicholson.
- Wake Forest players also have access to state-of-the-art technology with the Trackman Pro video system with cameras set up on both the first and third base dugouts, center field and behind home plate. The system allows hitters to view their swings and pitchers their pitching motions following each game, and tracks 27 different data points varying from pitch velocity to spin rate to launch angle.
- Other renovations include:
 - 2020: New FieldTurf DoublePlay Classic surface installed prior to the season.
 - 2015: Visiting clubhouse converted into state-of-the-art weight room facility.
 - 2013: Multi-colored chairback seats replaced with modern all-black seats.
 - 2012: 18' x 24' LED video board installed.
 - 2011: AstroTurf GameDay 3D52H Grass installed, as well as the manual scoreboard in left field.
 - 2010: Indoor hitting facility built beyond left field.
 - 2009: Wake Forest purchased and moved into stadium. It previously belonged to the Winston-Salem Dash since it was built in 1956.

Stadium: David F. Couch Ballpark

Clubhouse: Chris Hurd Player Development Center

Playing Surface: Gene Hooks Field

Capacity: 3,823

Surface: FieldTurf DoublePlay Classic

Dimensions: LF-310, LC-370, CF-400, RC-367, RF-300



GAMES STARTED STREAKS

	CURRENT	CAREER LONG
Bobby Seymour	131	131
Chris Lanzilli	105	105
Michael Turconi	4	28
Shane Muntz	20	29
Brock Wilken	18	18
Cole McNamee	0	8
Michael Ludowig	4	27
Adam Cecere	1	5
James Broderick	2	3
Derek Crum	0	8
Lucas Costello	8	8
Brendan Tinsman	0	17
Parker Pilat	0	2
Pierce Bennett	0	4

HITTING STREAKS

PLAYER	SEASON HIGH	CAREER HIGH	CURRENT
Turconi	6	13	1
Bennett	3	3	1
Wilken	3	3	2
Muntz	3	12	1
Lanzilli	7	11	7
Costello	7	7	7
Seymour	5	13	0
McNamee	2	3	0
Ludowig	3	8	3
Crum	1	5	0
Pilat	1	1	0
Broderick	1	1	1
Tinsman	0	7	0
Cecere	2	3	2
Kendall	0	1	0
Cecere	1	0	1

REACHED BASE STREAKS

PLAYER	SEASON HIGH	CAREER HIGH	CURRENT
Turconi	8	17	1
Seymour	14	23	2
Ludowig	6	17	3
Muntz	5	14	5
Wilken	9	9	3
Bennett	4	5	2
Lanzilli	4	22	1
Costello	4	3	2
Crum	3	5	0
McNamee	2	6	0
Pilat	2	2	1
Cecere	2	3	1
Broderick	2	2	2
Kendall	0	1	0
Tinsman	0	7	0
Cecere	1	1	1

ERRORLESS STREAKS

PLAYER	SEASON HIGH	CAREER HIGH	CURRENT
Muntz	15	26	27#
Lanzilli	15	33	25*
Ludowig	9	21	6
Tinsman	1	24	9*
Kendall	0	6	6*
Pilat	4	4	1
Cecere	8	10	11*
Seymour	7	23	2
Bennett	6	6	0
Wilken	9	9	1
Costello	15	15	15
Turconi	5	21	1
Broderick	3	3	3
McNamee	1	1	1

#-dating back to 2019| *-dating back to 2020
starts/hitting/reached base streaks include suspended UNGC game on Feb. 18

WAKE FOREST BASEBALL

ACC AND NATIONAL LEADERS (AS OF MARCH 23)

Category	#	ACC	National
Hits Allowed Per Nine Innings	8.00	7	68
ERA	4.29	8	93
Runs Scored	83	14	202
Doubles/Game	1.47	8	174
Total Bases	212	14	
WHIP	1.38	7	95
Slugging Pct.	.371	13	181
Hits	128	14	217
On Base Pct.	.329	13	244
Shutouts	1	4	81
Home Runs Per Game	1.12	8	55
Walks Allowed Per Nine	4.41	7	135
Strike Outs Per Nine Innings	11.5	3	10

WAKE FOREST PLAYER RANKINGS

Player	Category	#	ACC	National
Shane Muntz	Base on Balls Per Game	0.88	3	66
Pierce Bennett	HBP Per Game	.36	3	96
	HBP	5	10	150
Brock Wilken	Homeruns Per Game	.35	3	42
	Home Runs	6	7	51
Eric Alder	Saves	4	5	21
Ryan Cusick	Opposing Batting Average	.198	8	
	Strikeouts	43	4	51
	Strikeouts Per Nine Innings	17.33	1	4
Rhett Lowder	Strikeouts per Nine Innings	11.84	9	118
	Strikeout to Walk Ratio	4.57	10	118

WAKE FOREST BIG INNINGS

Date	Opponent	Inn.	Batters	R	H	E	Score
2-19	Northeastern	B1	8	4	3	0	4-0
2-21	Northeastern	B6	12	6	6	0	9-6
2-27	Notre Dame	B5	9	5	4	0	10-8
3-27	Florida State	T4	8	4	4	0	6-5
3-28	Florida State	T2	9	4	6	0	4-2
3-28	Florida State	T4	7	4	3	0	8-2
3-30	App State	B8	8	4	4	0	15-5

OPPONENT BIG INNINGS

Date	Opponent	Inn.	Batters	R	H	E	Score
2-21	Northeastern	T7	8	6	5	1	13-9
2-27	Notre Dame	T1	7	4	3	0	4-0
3-12	Miami	B5	8	5	3	0	6-0
3-27	Florida	B1	7	4	2	1	4-0
3-28	Florida State	B6	10	5	2	0	10-10

2021 ACC STANDINGS

ATLANTIC DIVISION

SCHOOL	CONFERENCE	OVERALL
Louisville	8-3 .727	16-7 .696
Notre Dame	9-3 .750	10-3 .750
Florida State	8-7 .533	12-8 .600
Clemson	6-6 .500	12-10 .545
Wake Forest	4-7 .364	9-9 .500
NC State	4-8 .333	9-9 .500
Boston College	3-9 .250	12-11 .522

COASTAL DIVISION

SCHOOL	CONFERENCE	OVERALL
Georgia Tech	10-5 .667	13-7 .650
Virginia Tech	9-6 .600	13-8 .619
Pitt	8-7 .533	12-8 .600
North Carolina	8-7 .533	13-10 .565
Miami	7-7 .500	12-8 .600
Duke	5-7 .417	11-10 .524
Virginia	4-11 .267	11-13 .458

THIS DATE IN HISTORY

April 2, 2019

The middle of Wake Forest's lineup did the bulk of the damage in a 10-6 victory over Appalachian State at Smith Stadium on Tuesday night.

No. 2 hitter Bruce Steel went 3-for-6 with a homer and three runs. No. 3 hitter Chris Lanzilli was 3-for-5 with a double and three RBIs, and cleanup hitter Bobby Seymour went 2-for-3 with a homer, two walks and two RBIs. No. 5 hitter Brendan Tinsman also added a two-run homer as the Demon Deacons (16-14) finished with 13 hits

SERIES HISTORY (LOUISVILLE)

Overall: 16-4, Louisville

Current Streak: One game, Louisville

First Matchup- 2015

LAST 10 GAME RESULTS

Year	W/L	Score
2020	L	16-4
2020	W	3-2
2020	L	4-1
2019	L	5-4
2019	L	10-7
2019	L	6-1
2018	L	10-2
2017	W	6-3
2017	L	11-6
2017	W	2-1

*Four or more runs

WAKE FOREST BASEBALL

HONORS & AWARDS

Ryan Cusick

- Preseason All-America
 - Baseball America (second team pitcher)
 - Perfect Game (third team pitcher)
 - Golden Spikes Preseason Watchlist

Bobby Seymour

- Preseason All-America
 - Perfect Game (first team 1B)
 - D1 Baseball (second team 1B)
 - Baseball America (second team 1B)
 - Golden Spikes Preseason Watchlist

Top College 2021 MLB Draft Prospects:

40. Ryan Cusick

Top players at each position:

2. Bobby Seymour (1B)
11. Chris Lanzilli (OF)
16. Brendan Tinsman (C)
25. Shane Muntz (C)
25. Michael Turconi (SS)
38. Ryan Cusick (SP)
114. Antonio Menendez (SP)
148. William Fleming (SP)

Top ACC Impact Freshmen:

8. Brock Wilken
11. Teddy McGraw
17. Cam Minacci
46. Crawford Wade

Perfect Game Lists:

2021 Draft Players Rankings:

15. Ryan Cusick
341. Chris Lanzilli
354. Bobby Seymour

Baseball America: Lists:

2021 200 Draft Rankings:
33. Ryan Cusick

College Baseball Top 150:

30. Bobby Seymour
35. Ryan Cusick
129. Chris Lanzilli

LAST TIME IT HAPPENED

INDIVIDUAL

Hit for the cycle:	Danny Borrell vs. Davidson (2/24/00)
Had 4+ hits in a game:	William Simoneit (4) vs. Sacred Heart (3/1/20)
Had 5+ hits in a game:	Patrick Frick (5) at Clemson (5/18/19)
Had 6+ hits in a game:	Ryan Hubbard (7) at Maryland (3/16/03)
Had 7+ hits in a game:	Ryan Hubbard (7) at Maryland (3/16/03)
Had 5+ RBIs in a game:	Bobby Seymour (5) vs. Florida State (3/28/21)
Had 6+ RBIs in a game:	Brock Wilken (6) vs. Florida State (3/27/21)
Had 7+ RBIs in a game:	Bobby Seymour (7) at Pitt (4/13/19)
Had 8+ RBIs in a game:	Chris Lanzilli (10) vs. Boston College (3/17/19)
Had 9+ RBIs in a game:	Chris Lanzilli (10) vs. Boston College (3/17/19)
Had 10+ RBIs in a game:	Chris Lanzilli (10) vs. Boston College (3/17/19)
Had three doubles in a game:	Chris Lanzilli at Duke (3/23/19)
Hit a grand slam:	Lucas Costello vs. App State (3/30/21)
Hit two home runs:	Bobby Seymour vs. Florida State (3/28/21)
	Brock Wilken vs. App State (3/30/21)
Hit two home runs (one inning):	Nick DiPonzio vs. Elon - 7th inning (4/4/17)
Hit three home runs:	Ben Breazeale at High Point (3/14/17)
Hit inside-the-park home run:	Kevin Conway vs. Louisville (5/19/16)
Hit pinch-hit home run:	Adam Cecere vs. App State (2/26/20)
Had a walk-off hit:	William Simoneit (home run) vs. Louisville (3/7/20)
Hit a walk-off home run:	William Simoneit vs. Louisville (3/7/20)
Scored 5+ runs:	Michael Ludowig (5) at Pitt (4/13/19)
Stole 3+ bases:	Patrick Frick (3) at North Carolina (3/31/18)
Had 4+ walks in a game:	Shane Muntz (5) at Elon (2/25/19)
Had 5+ walks in a game:	Shane Muntz (5) at Elon (2/25/19)
Threw a complete game:	Connor Johnstone at Miami (4/2/17)
Threw a complete game shutout:	Connor Johnstone at Miami (4/2/17)
Threw consecutive complete games:	Charlie Mellies vs. Duke, at Boston College (5/10, 5/16/08)
Threw a no-hitter:	Brian Holmes vs. Marshall (3/4/12)
Threw a one-hitter:	Menendez (5.0), Witt (1.2), McNamee (1.0), Smith (1.0), Oxford (0.1) vs. Sacred Heart (3/3/20)
Struck out 5+ consecutive batters:	Jared Shuster (6) vs. Louisville (3/7/20)
Struck out 10+ batters:	Ryan Cusick (12) vs. Florida State (3/27/21)
Struck out 11+ batters:	Ryan Cusick (12) vs. Florida State (3/26/21)
Struck out 12+ batters:	Ryan Cusick (12) vs. Florida State (3/27/21)
Struck out 13+ batters:	Jared Shuster (13) vs. Louisville (3/7/20)
Struck out 14+ batters:	Tim Cooney (14) vs. Radford (3/6/11)

TEAM

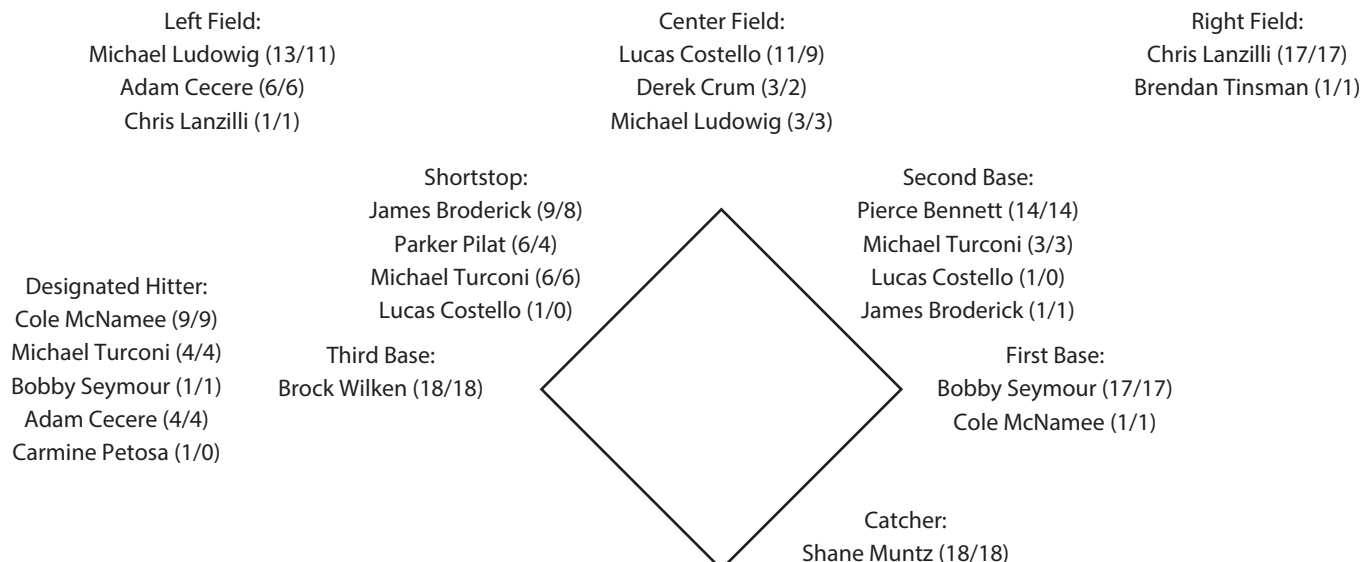
Hit back-to-back home runs:	Bobby Seymour, Chris Lanzilli vs. Florida State (3/28/21)
Allowed back-to-back home runs:	Anthony Vilar, Adrian Del Castillo - Miami (5/11/19)
Hit back-to-back-to-back home runs:	vs. App State - Wilken, Ludowig, Muntz (3/30/21)
Allowed back-to-back-to-back home runs:	Florida State (3/28/21)
Hit three HR in 1 inning:	Wilken, Ludowig, Muntz vs. App State (3/30/21)
Allowed three HR in 1 inning:	Florida State (3/28/21)
Hit 8+ doubles in a game:	9, vs. Davidson (4/3/18)
Hit 5+ homers in a game:	5, vs. Virginia (5/19/18)
Hit 6+ homers in a game:	6, vs. App State (3/30/21)
Walked 10+ times in a game:	12, vs. App State (3/30/21)
Walked 15+ times in a game:	15, at Florida State (4/28/19)
Struck out 15+ batters:	20, vs. Coastal Carolina (2/23/21)
Committed 5+ errors in a game:	5, vs. Northeastern (2/21/21)
Committed 6+ errors in a game:	6, vs. Gardner-Webb (2/18/18)
Had 20 or more hits in a game:	20, vs. Milwaukee (2/15/20)
Scored 10 or more runs in an inning:	13, 5th inning, vs. Boston College (3/16/19)
Scored 20 or more runs in a game:	20, at Pitt (4/13/19)
Allowed 20 or more runs in a game:	22, at Texas A&M (6/4/16)
Went to extra innings:	vs. Coastal Carolina- 12 inn. (2/23/21- 4-1 loss)
Played 12+ innings:	vs. Coastal Carolina- 12 inn. (2/23/21- 4-1 loss)
Played 13+ innings:	vs. Duke - 13 inn. (5/24/18 - 6-2 loss)
Played 14+ innings:	at North Carolina - 15 inn. (3/30/18, 3-2 loss)
Played 15+ innings:	at North Carolina - 15 inn. (3/30/18, 3-2 loss)
Played 16+ innings:	at Boston College - 17 inn. (4/21/07, 4-3 loss)
Shut out an opponent:	Northeastern, 9-0 (2/20/21)
Shut out back-to-back opponents:	at Boston College, 3-0 (4/13/18), at Boston College, 2-0 (4/13/18)
Shut out by an opponent:	vs. Notre Dame, 10-0 (2/28/21)
Stole 5+ bases:	5 (Mueller 3, DiPonzio, Aiello) vs. Georgetown (2/16/18)
Struck out 20+ batters:	20 (Lowder 10, Oxford 3, Mascolo 3, Minacci 2, Adler 1, McNamee 1) vs. Coastal Carolina (2/23/21)
Turned a triple play:	at Boston College - 6th inning (4/20/07)

INNING-BY-INNING SUMMARY

	1	2	3	4	5	6	7	8	9	EX	Total
Wake Forest	13	15	13	12	4	15	5	19	2	0	98
Opponents	18	2	14	7	10	18	20	10	3	3	105

WAKE FOREST BASEBALL

2021 GAMES BY POSITION (PLAYED/STARTED)



DEACS IN THE PROS

PLAYER	ORG.	TEAM-LEVEL	RD. (YR.) DRAFTED	Pos.	2019 STATS
Johnny Aiello	TOR	Dunelm - Low A	14th ('18)	3B	.258, 8 HR, 18 2B, 32 RBI, 25 BB, .352 OBP
• Batted .304 with four homers and six doubles in 23 games in August.					
Carter Bach	TB	GCL - Rookie	34th ('19)	LHP	0-0, 5.18 ERA, 2 SV, 33.0 IP, 42 H, 19 ER, 20 BB, 25 K
• Recorded a 2.03 ERA over his last seven appearances spanning the month of August.					
Ben Breazeale	Free Agent	N/A	7th ('17)	C	.213, 9 2B, HR, 24 RBI, 36 BB, .311 OBP
• Earned his first promotion to High A on Aug. 21.					
Will Craig	PIT	MLB	1st ('16)	1B	.249, 23 HR, 23 2B, 78 RBI, 44 BB, 2 SB, .326 OBP
• Was added to Pirates' 40-man roster and will be at the big league camp in spring training. Participated in 2019 MLB Futures Game.					
Parker Dunshee	OAK	Las Vegas - AAA	7th ('17)	RHP	6-7, 4.36 ERA, 130.0 IP, 112 H, 63 ER, 48 BB, 124 K
• Invited to big league camp at Oakland's spring training. Participated with Team USA at Premier12 (Olympic qualifying), starting twice and recording a 1.59 ERA.					
Stuart Fairchild	ARI	Reno - AAA	2nd ('17)	OF	.264, 12 HR, 29 2B, 54 RBI, 44 BB, 6 SB, .352 OBP
• Invited to big league camp at Cincinnati's spring training. Named the organization's No. 8 prospect by Baseball America.					
Patrick Frick	SEA	Everett - High A	14th ('19)	INF	.302, 12 2B, 21 RBI, 41 BB, 7 SB, .431 OBP
• Named both a midseason and postseason all-star in the Northwest League during his debut season.					
Connor Johnstone	ATL	Gwinnett - AAA	21st ('17)	RHP	7-4, 4.24 ERA, 1 SV, 91.1 IP, 107 H, 43 ER, 27 BB, 57 K
• Invited to big league camp at Atlanta's spring training. Enters 2020 with a 3.86 career ERA.					
Garrett Kelly	CHC	Tennessee - AA	FA ('16)	RHP	1-0, 3.00 ERA, 4 SV, 27.0 IP, 18 H, 9 ER, 19 BB, 30 K
• Signed with the Cubs last March, then was promoted to both full-season A and High A.					
Morgan McSweeney	BAL	Delmarva - Low A	17th ('19)	RHP	2-0, 1.90 ERA, 23.2 IP, 16 H, 5 ER, 12 BB, 30 K
• Signed with the Cubs last March, then was promoted to both full-season A and High A.					
Nate Mondou	OAK	Las Vegas - AAA	13th ('16)	2B/3B	.248, 5 HR, 15 2B, 3 3B, 45 RBI, 58 BB, 7 SB, .344 OBP
• Is a three-time midseason all-star and was named an Oakland A's organizational all-star in 2018.					
Colin Peluse	OAK	Lansing - High A	9th ('19)	RHP	2-1, 2.25 ERA, 24.0 IP, 21 H, 6 ER, 6 BB, 26 K
• Had an impressive start to his pro career before suffering a knee injury. Is healthy heading into 2020.					
Griffin Roberts	STL	Peoria - High A	CBA ('18)	RHP	1-7, 6.44 ERA, 65.2 IP, 79 H, 47 ER, 35 BB, 36 K
• Delivered an impressive effort in the AFL, where he had a 3.07 ERA, 18/2 K/BB ratio in 14.2 innings. Invited to big league spring training.					
Donnie Sellers	TOR	Vancouver - High A	11th ('17)	RHP	7-3, 3.98 ERA, SV, 92.2 IP, 98 H, 41 ER, 27 BB, 71 K (2018)
• Missed 2019 season with an injury. Is healthy heading into 2020.					
Gavin Sheets	CWS	Charlotte - AAA	2nd ('17)	1B	.267, 16 HR, 18 2B, 83 RBI, 54 BB, .345 OBP
• Invited to big league camp at Chicago's spring training. Named a White Sox organizational all-star after all three of his seasons.					
Jared Shuster	ATL	GCL - Rookie	1st ('20)	P	
• First Round pick in the 2020 MLB Draft					
Bruce Steel	Free Agent	N/A	FA ('19)	INF	.125 (6-48), HR, 2 2B, 3 RBI, 7 BB, .236 OBP
• Signed free agent contract on June 22 and spent time in the Arizona League, South Atlantic League and Carolina League.					
Rayne Supple	Free Agent	N/A	13th ('18)	RHP	0-2, 9.72 ERA, 16.2 IP, 23 H, 18 ER, 10 BB, 17 K
• Best month last year came in July, when he recorded a 2.79 ERA in nine relief appearances.					
Mac Williamson	Free Agent	N/A	3rd ('12)	OF	.273, 4 HR, 7 2B, 3B, 15 RBI, 13 BB, .327 OBP (Korea)
• Signed a minor-league contract with the Nationals, including an invite to the big-league spring training camp, after ending last year in Korea.					

WAKE FOREST BASEBALL

HOME RUN AND MULTI-HIT GAME BREAKDOWN

PLAYER	TOTAL	MULTI-HIT GAMES				MULTI RBI	HR TOTAL	HOME RUN BREAKDOWN						LAST HR
		2	3	4	5+			H	A/N	SOLO	2	3	GS	
Seymour	2 (58)	2	0	0	0	0 (34)	3 (20)	0 (11)	3 (9)	2 (8)	0 (7)	1 (4)	0 (1)	vs. Florida State (2) 3/27/21
Lanzilli	5 (48)	3	2	0	0	3 (26)	4 (35)	3 (26)	1 (9)	4 (18)	0 (11)	0 (4)	0 (2)	vs. Florida State 3/28/21
Muntz	2 (27)	1	1	0	0	3 (20)	3 (25)	3 (13)	0 (11)	2 (12)	0 (8)	0 (2)	1 (2)	vs. Charlotte 3/17/21
Ludowig	1 (21)	0	1	0	0	1 (12)	1 (5)	1 (3)	0 (2)	1 (3)	0 (1)	0 (1)	0 (0)	vs. Miami 5/13/19
Turconi	4 (21)	4	0	0	0	2 (6)	0 (3)	0 (3)	0 (0)	0 (1)	0 (0)	0 (2)	0 (0)	vs. Milwaukee 2/15/20
Tinsman	0 (15)	0	0	0	0	0 (13)	0 (12)	0 (9)	0 (3)	0 (4)	0 (4)	0 (3)	0 (1)	vs. Sacred Heart 3/1/20
Crum	0 (4)	0	0	0	0	0 (1)	0 (1)	0 (1)	0 (0)	0 (0)	0 (1)	0 (0)	0 (0)	vs. Sacred Heart 3/3/20
Cecere	0 (3)	0	0	0	0	0 (4)	2 (6)	1 (5)	1 (1)	0 (1)	1 (2)	1 (2)	0 (1)	vs. App State 3/30/21
Bennett	4 (4)	3	1	0	0	0 (0)	1 (1)	0 (0)	1 (1)	1 (1)	0 (0)	0 (0)	0 (0)	vs. Elon 3/23/21
McNamee	1 (3)	1	0	0	0	0 (3)	1 (5)	1 (3)	0 (2)	1 (3)	0 (1)	0 (0)	0 (1)	vs. Notre Dame 2/27/21
Wilken	4 (4)	2	2	0	0	1 (1)	8 (8)	5 (5)	3 (3)	2 (2)	3 (3)	1 (1)	2 (2)	vs. App State (2) 3/30/21
Costello	4 (4)	4	0	0	0	1 (1)	2 (2)	1 (1)	1 (1)	1 (1)	0 (0)	0 (0)	1 (1)	vs. App State 3/30/21
Team Totals	24	18	6	0	11	10	25	15	10	14	4	3	4	vs. Elon (3) 3/23/21
Career totals in parenthesis.														

NATIONAL RANKINGS

Baseball America	Collegiate Baseball	D1 Baseball	NCBWA	RPI	USA Today Coaches
1. Arkansas	1. Vanderbilt	1. Vanderbilt	1. Arkansas	1. Arkansas	1. Vanderbilt
2. Vanderbilt	2. Ole Miss	2. Ole Miss	2. Vanderbilt	2. Fairleigh	2. Arkansas
3. Ole Miss	3. Texas Tech	3. Ole Miss	3. Louisville	3. Indiana St	3. Ole Miss
4. Texas Tech	4. Arkansas	4. Texas Tech	4. Florida	4. Oregon	4. Texas Tech
5. Mississippi St	5. Louisville	5. Texas	5. Mississippi State	5. South Carolina	5. Louisville
6. Louisville	6. Texas	6. GA Tech	6. Miami	6. Louisiana Tech	6. Tennessee
7. Texas	7. Tennessee	7. Louisville	7. Ole Miss	7. Tennessee	7. Mississippi St
8. East Carolina	8. South Carolina	8. Mississippi	8. UC Santa Barbara	8. Arizona	8. Texas
9. GA Tech	9. UCLA	9. Tennessee	9. UCLA	9. East Carolina	9. UCLA
10. Tennessee	10. Florida	10. UCLA	10. LSU	10. Notre Dame	10. GA Tech
11. South Carolina	11. Oklahoma St	11. East Carolina	11. Georgia Tech	11. Ole Miss	11. TCU
12. Notre Dame	12. Mississippi St	12. TCU	12. TCU	12. Vanderbilt	12. East Carolina
13. Virginia Tech	13. Oregon St	13. Notre Dame	13. South Carolina	13. Oklahoma State	13. Florida
14. Florida	14. Arizona St	14. South Carolina	14. Oklahoma State	14. Western Carolina	14. Notre Dame
15. UCLA	15. East Carolina	15. Florida	15. Texas Tech	15. Alabama	15. South Carolina
16. Arizona	16. Michigan	16. Oklahoma St	16. East Carolina	16. Southern Illinois	16. Oklahoma St
17. Pittsburgh	17. Notre Dame	17. Louisiana Tech	17. Virginia	17. Pittsburgh	17. Oregon St
18. Florida State	18. GA Tech	18. Florida St	18. Tennessee	18. Texas	18. Miami (FL)
19. Oregon	19. Arizona	19. Miami FL	19. Texas	19. Rider	19. Louisiana Tech
20. Miami (FL)	20. North Carolina	20. Oregon	20. Georgia	20. Texas Tech	20. Oregon
21. North Carolina	21. Kentucky	21. Oregon State	21. Oregon State	21. Virginia Tech	21. Arizona
22. TCU	22. Oregon	22. Arizona	22. Arizona	22. Quinnipiac	22. Florida St
23. Louisiana Tech	23. Georgia	23. Virginia Tech	23. Alabama	23. UConn	23. Michigan
24. Michigan	24. Stanford	24. Pittsburgh	24. UNC	24. St. John's (NY)	24. Stanford
25. Indiana St	25. TCU	25. Michigan	25. NC. State	25. Mississippi St	25. LSU

	Baseball America	Collegiate Baseball	D1 Baseball	Perfect Game	USA Today Coaches	RPI
Preseason	N/A	N/A	17	N/A	25	N/A
February 23	N/A	N/A	16	N/A	25	N/A
March 1	N/A	N/A	N/A	N/A	N/A	N/A
March 8	N/A	N/A	N/A	N/A	N/A	N/A
March 15	N/A	N/A	N/A	N/A	N/A	N/A
March 22	N/A	N/A	N/A	N/A	N/A	48
April 5	N/A	N/A	N/A	N/A	N/A	44
April 12						
April 19						
April 26						
May 3						
May 10						
May 17						
May 24						
May 31						

WAKE FOREST BASEBALL



LUCAS COSTELLO

INF • R/R • 6-2 • 195 • FR.

MIAMI, FLA.

WEST MINISTER CHRISTAIN ACADEMY

- Rated as a top-500 prospect by Perfect Game, as well as the No. 124 shortstop nationally and the No. 108 recruit in Florida
- Twice earned all-district honors
- In a shortened senior season, hit .310 with a homer, five RBIs and seven stolen bases
- His junior year, batted .385 with four home runs, 20 RBIs and 18 stolen bases
- Hit .286 in both his freshman and sophomore seasons
- Played club baseball for the Orlando Scorpions.

	Season Highs	Career Highs
Runs:	2, 2x, vs. App State (3/30/21)	Same
Hits:	2, 6x, vs. Florida State (3/28/21)	Same
RBI:	2, vs. vs. Notre Dame (2/27/21)	Same
BB:	3, vs. Elon (3/23/21)	Same
SB:	2, vs. Charlotte (3/16/21)	Same
2B:	1, vs. Charlotte (3/16/21)	Same
RBI:	4, vs. App State (3/30/21)	Same
HR:	1, 2x, vs. App State (3/30/21)	

Year	avg	gp-gs	ab	r	h	2b	3b	hr	rbi	tb	slg%	bb	hbp	so	gdp	ob%	sf	sh	sb-att	po	a	e	fld%
2021	.310	17-13	58	9	18	2	0	2	12	26	.448	8	1	22	0	.403	0	1	3-4	26	0	1	.963
TOTAL	.310	17-13	58	9	18	2	0	2	12	26	.448	8	1	22	0	.403	0	1	3-4	26	0	1	.963



DREW KENDALL

OF • L/R • 6-4 • 225 • R-SO.

BOYNTON BEACH, FLA.

PARK VISTA COMMUNITY HS

- Reached base in both of his plate appearances last year
- Knocked his first career extra-base hit with a RBI double vs. Brown (Feb. 29)
- Recorded a hit in his first collegiate at bat against Sacred Heart in 2019
- Older brother, Tyler, played baseball at Penn State and started 125 career games.
- Sister, Jaymee, played softball at College of Central Florida.
- Went to the same high school as Trea Turner.

	Season Highs	Career Highs
Runs:		1, vs. Sacred Heart (2/15/19)
Hits:		1, 2x
RBI:		1, vs. Brown (2/29/20)
BB:		1, vs. Milwaukee (2/15/20)
SB:		
2B:		1, vs. Brown (2/29/20)
HR:		

Year	avg	gp-gs	ab	r	h	2b	3b	hr	rbi	tb	slg%	bb	hbp	so	gdp	ob%	sf	sh	sb-att	po	a	e	fld%
2019	.100	7-0	10	1	1	0	0	0	0	1	.100	0	0	7	0	.100	0	0	0-0	2	0	0	1.000
2020	1.000	2-0	1	0	1	1	0	0	1	2	2.000	1	0	0	0	1.000	0	0	0-0	1	0	0	1.000
TOTAL	.182	9-0	11	1	2	1	0	0	1	3	.273	1	0	7	0	.250	0	0	0-0	3	0	0	1.000

WAKE FOREST BASEBALL



BOBBY SEYMOUR

INF • L/R • 6-4 • 250 • R-JR.

ST JOHN, IND.

MOUNT CARMEL HS (ILL.)

- Started all 18 games in 2020 at first base, tallying seven multi-hit games
- Hit .284 with three doubles, a homer and 11 RBIs while drawing 10 walks for a .372 on-base percentage
- Was named the 2019 ACC Player of the Year and was a Dick Howser Trophy semifinalist.
- Picked as a 2019 All-American by Collegiate Baseball (first team), ABCA (second team), Perfect Game (second team) and D1Baseball (third team).
- Led the country with 92 RBIs in 2019, ranking second in program history and the most in Division I since Buster Posey had 93 in 2008.
- Led the ACC in hitting at .377, 16 points ahead of the next-closest finisher.
- Batted a ridiculous .485 (48-for-99) with runners in scoring position.
- Had games last year with seven RBIs (at Pitt, 4/13), six RBIs (at Florida State, 4/28), five RBIs (Sacred Heart, 2/15; Virginia Tech, 4/6; Davidson, 5/7) and four RBIs (at Duke, 3/23; at Charlotte, 4/23; at Clemson, 5/17).
- Of his 17 career home runs, 14 have come in ACC play.
- Hit a walk-off single in the bottom of the ninth of a victory over High Point (May 15, 2018).
- Was named a Freshman All-American by Collegiate Baseball in 2018.

	Season Highs	Career Highs
Runs:	2, 2x, vs. Florida State (3/28/21)	3, 3x, last at Florida State (4/28/19)
Hits:	3, 2x, vs. Florida State (3/28/21)	4, 3x, last at Pitt (4/13/19)
RBI:	5, vs. Florida State (3/29/21)	7, at Pitt (4/13/19)
BB:	2, 2x, vs. Georgia Tech (2/20/21)	2, 14x
SB:		1, 5x, last at Clemson (5/16/19)
2B:	1, 4x, vs. Charlotte (3/16/21)	2, 2x, last at Florida State (3/28/19)
HR:	2, vs. Florida State (3/28/21)	2, 2x, vs. Florida State (3/28/21)

Year	avg	gp-gs	ab	r	h	2b	3b	hr	rbi	tb	slg%	bb	hbp	so	gdp	ob%	sf	sh	sb-att	po	a	e	fld%
2018	.286	54-52	213	31	61	12	0	7	32	94	.441	18	2	51	3	.342	4	0	2-2	386	30	10	.977
2019	.377	57-57	236	51	89	20	0	9	92	136	.576	26	1	44	2	.439	1	0	3-3	410	39	5	.989
2020	.284	18-18	67	10	19	3	0	1	11	25	.373	10	0	14	2	.372	1	0	0-0	120	10	2	.985
2021	.231	18-18	65	8	15	4	0	3	12	28	.431	15	0	15	0	.375	0	0	0-0	119	10	3	.977
TOTAL	.317	147-145	581	100	184	39	0	20	147	283	.487	69	3	124	7	.388	6	0	5-5	1035	89	20	.983



RHETT LOWDER

RHP • R/R • 6-4 • 250 • FR.

ALBEMARLE, N.C.

NORTH STANLY HS

- Ranked as the No. 491 recruit in the nation by Perfect Game, as well as the No. 12 prospect in North Carolina
- Twice named the Pitcher of the Year in both his conference and county
- Two-time all-state honoree
- In a shortened senior season, went 2-0 with 27 strikeouts and one walk, not allowing an earned run in 13.2 innings
- As a junior, tossed a pair of no-hitters en route to a 9-0 record and 0.61 ERA, totaling 115 strikeouts with just seven walks in 68.1 innings
- In his sophomore season, finished 9-2 with a 1.03 ERA, 96 strikeouts and seven walks in 61 innings
- Played club baseball for the South Charlotte Panthers

	Season Highs	Career Highs
Innings:	6.0, vs. Coastal Carolina (2/23/21)	Same
Strikeouts:	10, vs. Coastal Carolina (2/23/21)	Same
Hits:	1, vs. Northeastern (2/20/21)	Same
Walks:	0, vs. Northeastern (2/20/21)	Same
Runs:	0, vs. Northeastern (2/20/21)	Same
ER:	0, vs. Northeastern (2/20/21)	Same

LOWDER'S GAME-BY-GAME

Date	opp.	w-l	sv	era	ip	h	r	er	bb	so	hbp	pit
2/20	Northeastern	0-0	0	0.0	1.0	1	0	0	0	3	0	0
2/23	Coastal Carolina*	0-0	0	1.50	6.0	2	1	1	0	10	0	0
2/27	Notre Dame	0-0	0	16.87	2.2	6	5	5	1	4	0	0
3/13	Miami*	0-0	0	5.06	5.1	5	3	3	3	6	0	84
3/21	Georgia Tech*	0-1	0	6.23	4.1	10	5	3	1	4	2	0
3/28	Florida State*	0-0	0	9.00	5.0	9	5	5	2	5	0	109

Year	era	w-l	app	gs	cg	sho	sv	ip	h	r	er	bb	so	2b	3b	hr	bf	bavg	wp	hbp	bk	sfa	sha
2021	6.29	0-1	6	4	0	0/1	0	24.1	33	19	17	7	32	7	0	6	114	.314	1	2	0	0	0
TOTAL	6.29	0-1	6	4	0	0/1	0	24.1	33	19	17	7	32	7	0	6	114	.314	1	2	0	0	0

WAKE FOREST BASEBALL



PIERCE BENNETT

INF • R/R • 6-1 • 185 • R-FR.

BALTIMORE, MD.

GILMAN SCHOOL

- Finished his rookie season 1-for-4 with three walks
- Drew a pair of walks and scored twice in his debut against Milwaukee (Feb. 15)
- Made his first collegiate start at Long Beach State (Feb. 21)
- Notched first hit against Louisville (March 8), also hitting a sacrifice fly in the game.
- Rated by Prep Baseball Report as the No. 15 recruit from the state of Maryland.
- Played at the same high school as Deacon All-American Gavin Sheets (2015-17) under Gavin's father and former big leaguer, coach Larry Sheets.
- Pierce's father, Lawrence, played a year of baseball at James Madison.

	Season Highs	Career Highs
Runs:	4, vs. Northeastern (2/20/21)	Same
Hits:	3, vs. Northeastern (2/21/21)	Same
RBI:	2, 2x, vs. Florida State (3/28/21)	Same
BB:	1, 2x, vs. Elon (March 23, 2021)	2, vs. Milwaukee (2/15/20)
SB:		
2B:	1, 3x, last vs. Northeastern (2/21/21)	Same
HR:	1, vs. Elon (March 23, 2021)	Same

Year	avg	gp-gs	ab	r	h	2b	3b	hr	rbi	tb	slg%	bb	hbp	so	gdp	ob%	sf	sh	sb-att	po	a	e	fld%
2020	.250	5-1	4	2	1	0	0	0	1	1	.250	3	0	0	0	.500	1	0	0-0	0	3	0	1.000
2021	.231	14-14	52	12	12	3	0	1	7	18	.346	5	5	13	0	.349	1	0	0-0	21	27	3	.941
TOTAL	.232	19-15	56	14	13	3	0	1	8	19	.339	8	5	13	0	.366	2	0	0-0	21	30	3	.944



MICHAEL TURCONI

(tur-CONE-eee)

INF • L/R • 5-11 • 185 • R-SO.

BEAVER FALLS, PA.

- Started all 18 games at shortstop, finishing with a .351 average (second on team), five doubles, a home run, 12 RBIs and a team-high 26 hits
- Made just one error for a .978 fielding percentage
- Ended the year on an 11-game hitting streak, with two hits in seven of those games
- Went 2-for-3 with a homer, walk and a career-best four RBIs against Milwaukee (Feb. 15)
- Reached base four times on three singles and a walk against UNCG (Feb. 18)
- Doubled in three straight games against Brown and Sacred Heart (Feb. 29-March 3)
- Went 5-for-12 in only ACC series against No. 3 Louisville (March 6-8) ...
- Collected a pair of doubles and pair of RBIs in season finale at Coastal Carolina (March 11).
- Made 42 starts as a rookie - 33 at second base, seven at shortstop and two at DH.
- Drew 30 walks for an on-base percentage of .379, tied for the eighth-most walks by a Deacon freshman in program history.
- Reached base in eight straight plate appearances against NC State (Apr. 20) and

	Season Highs	Career Highs
Runs:	2, vs. Northeastern (2/20/21)	4, vs. Charlotte (3/19/19)
Hits:	3, vs. Northeastern (2/21/21)	4x, last vs. Charlotte (2/18/20)
RBI:	4, vs. Northeastern (2/21/21)	4, 2x, last vs. Northeastern (2/21/21)
BB:	3, vs. App State (3/30/21)	Same
SB:		1, 5x
2B:	1, 3x, last vs. Miami (3/13/21)	2, at Coastal Carolina (3/11/20)
HR:		1, 3x

Year	avg	gp-gs	ab	r	h	2b	3b	hr	rbi	tb	slg%	bb	hbp	so	gdp	ob%	sf	sh	sb-att	po	a	e	fld%
2019	.273	49-42	172	41	47	3	2	2	24	60	.349	30	1	36	2	.379	3	2	4-7	55	87	12	.922
2020	.351	18-18	74	11	26	5	0	1	12	34	.459	7	0	17	1	.407	0	0	1-1	18	27	1	.978
2021	.278	13-13	54	9	15	4	0	0	9	19	.352	5	1	18	1	.344	1	0	0-0	8	16	5	.828
TOTAL	.293	80-73	300	61	88	12	2	3	45	113	.377	42	2	71	4	.379	4	2	5-8	81	130	18	.921

WAKE FOREST BASEBALL



ERIC ADLER

(ADD-lurr)

RHP • R/R • 6-2 • 185 • R-FR.

ROCKLEDGE, FLA.

ROCKLEDGE HS

- Went 0-0 with a 0.00 ERA and a save over four outings in 2020
- Through 4.2 innings, struck out five and walked three while conceding just two hits
- Tossed 2.0 shutout innings in his debut against Milwaukee (Feb. 15)
- Picked up his first-career save against Brown (Feb. 29), striking out the only batter he faced on three pitches
- Only runs he allowed were three unearned against Sacred Heart (March 1)

Season Highs

Career Highs

Innings: 1.1, vs. Northeastern (2/19/21) 2.0, 2x, last vs. Sacred Heart (3/1/20)
 Strikeouts: 2, 4x, vs. Florida State (3/28/21) 3, vs. Sacred Heart (3/1/20)
 Hits: 0, 4x, vs. Florida State (3/28/21) Same
 Walks: 0, 4x, vs. Florida State (3/28/21) Same
 Runs: 0, 7x, vs. Florida State (3/28/21) Same
 ER: 0, 6x, vs. Florida State (3/28/21) Same

ADLER'S GAME-BY-GAME

Date	opp.	w-l	sv	era	ip	h	r	er	bb	so	hbp	pit
2/19	Northeastern	1-0	0	6.75	1.1	2	2	1	0	2	0	0
2/21	Northeastern	0-1	0	9.00	0.2	3	4	1	0	2	0	0
2/23	Coastal Carolina	0-0	0	0.00	1.0	0	0	0	0	1	0	0
3/13	Miami	0-0	0	0.00	0.2	1	0	0	0	1	0	11
3/16	Charlotte	0-0	1	0.00	1.0	1	0	0	1	1	0	0
3/19	Georgia Tech	0-0	0	0.00	1.0	0	0	0	0	0	0	0
3/23	Elon	0-0	1	0.00	1.0	0	0	0	2	2	0	30
3/27	Florida State	0-0	1	0.00	1.0	0	0	0	2	2	0	26
3/28	Florida State	0-0	1	0.00	1.0	0	0	0	0	2	0	16

Year	era	w-l	app	gs	cq	sho	sv	ip	h	r	er	bb	so	2b	3b	hr	bf	bavg	wp	hbp	bk	sfa	sha
2020	0.00	0-0	4	0	0	0/0	1	4.2	2	3	0	3	5	0	0	0	23	.118	1	2	0	1	0
2021	2.08	1-1	9	0	0	0/0	4	8.2	8	6	2	5	13	0	0	0	40	.229	3	0	0	0	0
TOTAL	1.35	1-1	13	0	0	0/0	5	13.1	10	9	2	8	18	0	0	0	63	.192	4	2	0	1	0



HUNTER FURTADO

LHP • L/R • 6-4 • 170 • FR

LAKE WORTH, FLA.

KINGS ACADEMY

- Rated by Perfect Game as the No. 377 recruit nationally, including the No. 38 left-handed pitcher as well as the No. 68 prospect from Florida
- In a shortened senior season due to COVID, had a 0.37 ERA through 19 innings with 31 strikeouts, also batting .481
- Earned three varsity letters in baseball and one apiece in football and basketball
- In summer 2020, pitched for the Boynton Beach Buccaneers in the South Florida Collegiate League

Season Highs

Career Highs

Innings: 2.0, vs. Georgia Tech (3/21/21) Same
 Strikeouts: 3, vs. Georgia Tech (3/21/21) Same
 Hits: 0, 2x, vs. vs. Elon (March 23, 2021) Same
 Walks: 0, 5x, vs. Elon (March 23, 2021) Same
 Runs: 0, 5x, vs. vs. Florida State (3/28/21) Same
 ER: 0, 5x, vs. Florida State (3/28/21) Same


FURTADO'S GAME-BY-GAME

Date	opp.	w-l	sv	era	ip	h	r	er	bb	so	hbp	pit
2/27	Notre Dame	0-0	0	0.00	0.2	0	0	0	0	1	0	0
3/12	Miami	0-1	0	13.50	0.2	1	1	1	1	1	0	15
3/16	Charlotte	0-0	0	0.00	1.0	0	0	0	1	0	0	0
3/19	Georgia Tech	0-0	0	0.00	0.1	2	2	2	0	0	0	0
3/21	Georgia Tech	0-0	0	0.00	2.0	1	0	0	0	3	0	0
3/23	Elon	0-0	0	0.00	1.2	0	0	0	0	2	0	16
3/26	Florida State	0-1	0	18.00	1.0	2	2	2	2	2	0	32
3/28	Florida State	1-0	0	0.00	1.0	1	0	0	1	0	0	13

Year	era	w-l	app	gs	cq	sho	sv	ip	h	r	er	bb	so	2b	3b	hr	bf	bavg	wp	hbp	bk	sfa	sha
2021	5.40	1-2	8	0	0	0/0	0	8.1	7	5	5	4	9	0	0	1	34	.233	3	0	0	0	0
TOTAL	5.40	1-2	8	0	0	0/0	0	8.1	7	5	5	4	9	0	0	1	34	.233	3	0	0	0	0

* - pitcher started game

WAKE FOREST BASEBALL



BRENDAN TINSMAN

(BREN-din) (TINS-man)

C • R/R • 6-2 • 220 • R-SO.

CAPE ELIZABETH, MAINE

CAPE ELIZABETH HS

- Appeared in all 18 games with 17 starts in 2020- eight in right field, seven as catcher and two as designated hitter
- Batted .291 with four doubles, two homers and nine RBIs
- Went 2-for-2 with a double, homer, walk and four RBIs against Milwaukee (Feb. 15)
- Also doubled and homered in win over Sacred Heart (March 1)
- Was batting .364 before ending the season on an 0-for-11 skid
- Had a .991 fielding percentage and threw out three of 16 runners attempting to steal.
- Became the first Wake Forest freshman in 2019 to hit 10 homers in a season in a decade (Carlos Lopez, 2009).
- Of his 39 starts as a freshman, 27 were at catcher, eight at DH and four in right field.
- Hit a two-run triple in ACC Championship pool play win over Florida State (May 21, 2019).
- Named the Gatorade Player of the Year in Maine as a high school senior. Also earned the Winkin Award as the top senior baseball player in Maine.
- Brother, Chris, played baseball at Rhode Island, and sister, Ashley, plays softball at Southern Maine.

Year	avg	gp-gs	ab	r	h	2b	3b	hr	rbi	tb	slg%	bb	hbp	so	gdp	ob%	sf	sh	sb-att	po	a	e	fld%
2019	.265	44-39	155	31	41	9	1	10	41	82	.529	11	4	66	1	.326	2	0	0-0	206	20	3	.987
2020	.291	18-17	55	10	16	4	0	2	9	26	.473	9	2	21	1	.403	1	0	0-0	98	8	1	.991
2021	.000	2-1	5	0	0	0	0	0	0	0	.000	0	1	3	0	.167	0	0	0-0	4	0	0	1.000
TOTAL	.265	64-57	215	41	57	13	1	12	50	108	.502	20	7	90	2	.343	3	0	0-0	308	28	4	.988



CAM MINACCI

RHP • R/R • 6-2 • 220 • FR.

TAMPA, FLA. (JESUIT PREP)

- Rated as the No. 134 recruit in the nation, as well as the No. 45 right-handed pitcher, and the No. 28 prospect in Florida.
- Went 3-0 with a 0.64 ERA and 23 strikeouts in 11 innings in a shortened senior season.
- As a junior, went 12-1 with a 1.12 ERA with 85 strikeouts in 626.2 innings, leading the team to the 2019 6A state title, also claiming Florida Dairy Farmer 6A Player of the Year.
- Played club baseball for the Top Tier Roos, where he was a teammate of Deacon signee Jackson Miller, who was drafted in the second round and signed with the Reds.

MINACCI'S GAME-BY-GAME

	Season Highs	Career Highs	Date	opp.	w-l	sv	era	ip	h	r	er	bb	so	hbp	pit
Innings:	2.0, vs. Florida State (3/27/21)	Same	2/19	Northeastern	0-0	1	0.0	1.0	0	0	0	0	2	0	0
Strikeouts:	2, 4x, vs. Florida State (3/27/21)	Same	2/21	Northeastern	0-0	0	0.00	0.2	1	1	0	0	0	0	0
Hits:	0, 5x, vs. Florida State (3/28/21)	Same	2/23	Coastal Carolina	0-0	0	0.00	0.0	0	0	0	0	2	0	0
Walks:	0, 4x, vs. Florida State (3/27/21)	Same	2/27	Notre Dame	0-0	1	0.00	1.0	1	0	0	0	1	0	0
Runs:	0, 6x, vs. Florida State (3/28/21)	Same	3/13	Miami	0-0	0	0.00	0.2	1	1	1	1	1	0	24
ER:	0, 4x, vs. Florida State (3/27/21)	Same	3/16	Charlotte	0-0	0	0.00	1.0	0	0	0	0	1	0	0
			3/19	Georgia Tech	0-0	0	0.00	0	0	0	0	0	1	0	0
			3/21	Georgia Tech	0-0	0	10.80	1.2	3	2	2	1	2	0	0
			3/27	Florida State	0-0	0	0.00	2.0	0	0	0	0	2	1	30
			3/28	Florida State	0-0	0	0.00	1.0	0	0	0	1	0	0	15

Year	era	w-l	app	gs	cg	sho	sv	ip	h	r	er	bb	so	2b	3b	hr	bf	bavg	wp	hbp	bk	sfa	sha
2021	2.38	0-0	10	0	0	0/0	2	11.1	6	4	3	3	12	0	1	1	45	.162	2	2	1	0	3
TOTAL	2.38	0-0	10	0	0	0/0	2	11.1	6	4	3	3	12	0	1	1	45	.162	2	2	1	0	3

WAKE FOREST BASEBALL



SHANE MUNTZ

(rhymes with "bunts")

C • R/R • 6-4 • 230 • R-JR.

PHOENIXVILLE, PA.

- Served exclusively as a hitter in 2020 after being a two-way player his first two seasons.
- Played in 18 games and started 17 of them, 10 as designated hitter and seven behind the plate.
- Batted .276 with two doubles, four homers and seven RBIs.
- Finished second on the team in both homers and walks (11), as he earned a .408 on-base percentage.
- Blasted two homers in a 3-for-4 effort against Sacred Heart (March 1)
- Drew three walks in a game against App State (Feb. 26) during a stretch in which he drew seven walks in four games
- Was perfect in 66 defensive chances behind the plate.
- Was named one of 25 candidates for the 2019 John Olerud Award last year, given to the top two-way player in the country.
- Finished in the top five in the ACC in both on-base percentage and slugging percentage as a sophomore (2019).
- Hit nine homers in a 12-game span from Apr. 16-May 13, 2019.
- Tied program record with five walks in a game at Elon (Feb. 25, 2019).

	Season Highs	Career Highs
Runs:	3, vs. Notre Dame (2/27/21)	3, 4x
Hits:	3, vs. Notre Dame (2/27/21)	4, at UNCG (4/17/18)
RBI:	4, vs. Northeastern (2/19/21)	5, at Charlotte (4/23/19)
HR:	1, 3x, vs. App State (3/30/21)	Same
BB:	3, vs. Northeastern (2/21/21)	5, at Elon (2/25/19)
SB:		1, vs. Radford (5/8/18)

Year	avg	gp-gs	ab	r	h	2b	3b	hr	rbi	tb	slg%	bb	hbp	so	gdp	ob%	sf	sh	sb-att	po	a	e	fld%
2018	.253	49-48	170	26	43	11	0	5	29	69	.406	21	7	44	7	.353	3	0	1-1	94	4	1	.990
2019	.313	45-41	144	38	45	6	2	14	40	97	.674	41	6	53	2	.477	2	0	0-1	1	2	0	1.000
2020	.276	18-17	58	12	16	2	0	4	7	30	.517	11	2	20	0	.408	0	0	0-0	59	7	0	1.000
2021	.232	18-18	56	13	13	0	0	3	11	22	.393	15	4	22	2	.427	0	0	0-0	196	10	0	1.000
TOTAL	.273	130-124	428	89	117	19	2	26	87	218	.509	88	19	139	11	.415	5	0	1-2	350	23	1	.997



ADAM CECERE

OF/INF • L/R • 6-5 • 240 • R-FR.

ADAMS TOWNSHIP, PA.

FOREST HILLS HS

- Appeared in 10 games and made eight starts in 2020
- Batted .241 (7-for-29) with a double and four home runs during his rookie campaign in 2020. also totaling 12 RBIs and three walks.
- Hit his four home runs in a three-game span, including a go-ahead grand slam against App State (Feb. 26), and three homers in a doubleheader sweep over Brown (Feb. 29). His efforts over the week earned him the honor as one of 15 National Players of the Week from Collegiate Baseball.
- He was 5-for-8 with 10 RBIs over those three games, and was named one of Collegiate Baseball's National Players of the Week for the effort.
- Went 2-for-3 with a double and two RBIs in his collegiate debut (Feb. 15).
- Rated by both Perfect Game and Prep Baseball Report as a top-20 prospect from the state of Pennsylvania.
- Was a three-sport star, also earning all-state honors in football and basketball.
- Named the conference player of the year in baseball as a senior, surpassing 100 career hits while batting .514. Also earned the honor as a junior when he batted .520.
- Father, Ralph, played baseball at Pitt.

	Season Highs	Career Highs
Runs:	1, 4x, vs. Florida State (3/27/21)	2, 2x, last vs. Brown (2/29/20)
Hits:	1, 4x, vs. Florida State (3/27/21)	2, 3x, last vs. Brown (2/29/20)
RBI:	2, vs. Elon (3/23/21)	4, 2x, last vs. Brown (2/29/20)
BB:	1, 3x, vs. Florida State (3/27/21)	2, vs. Louisville (3/7/20)
SB:		
2B:		1, vs. Milwaukee (2/15/20)
HR:	1, 2x, vs. App State (3/30/21)	2, vs. Brown (2/29/20)

Year	avg	gp-gs	ab	r	h	2b	3b	hr	rbi	tb	slg%	bb	hbp	so	gdp	ob%	sf	sh	sb-att	po	a	e	fld%
2020	.241	10-8	29	9	7	1	0	4	12	20	.690	3	1	10	0	.333	0	0	0-0	5	0	0	1.000
2021	.152	12-10	33	6	5	0	1	2	6	13	.394	4	1	21	0	.263	0	0	0-0	7	0	0	1.000
TOTAL	.194	22-18	62	15	12	1	1	6	18	33	.532	7	2	31	0	.296	0	0	0-0	12	0	0	1.000

WAKE FOREST BASEBALL



CARMINE PETOSA

INF • L/L • 6-0 • 250 • FR

JACKSON, N.J.

JACKSON MEMORIAL HS

- Rated as a top-500 recruit by Perfect Game, including the No. 26 prospect from New Jersey
- Earned All-Shore honors
- Led Jackson Memorial to 2018 NJSIAA South Jersey Group IV championship
- Had a .538 on-base percentage and .754 slugging percentage as a junior, hitting over .400 with five homers
- Team was ranked No. 1 on the Jersey Shore before COVID-19 pandemic

Season Highs

Runs:
Hits:
RBI:
BB:
SB:
2B:
HR:

Career Highs

Year	avg	gp-gs	ab	r	h	2b	3b	hr	rbi	tb	slg%	bb	hbp	so	gdp	ob%	sf	sh	sb-att	po	a	e	fld%
2021	.000	1-0	0	0	0	0	0	0	0	0	.000	0	1	0	0	1.000	0	0	0-0	0	0	0	.000
TOTAL	.000	1-0	0	0	0	0	0	0	0	0	.000	0	1	0	0	1.000	0	0	0-0	0	0	0	.000



BRENNEN OXFORD

LHP • R/L • 6-2 • 210 • R-FR.

DURHAM, N.H.

OYSTER RIVER HS

- Redshirted his freshman year, then spent the summer with the Sanford Mariners in the NECBL.
- Rated as a top-500 prospect by Perfect Game, as well as the No. 3 recruit from New Hampshire.
- His junior year, was named the Gatorade Player of the Year in New Hampshire.
- Also named a first team All-American by Collegiate Baseball.
- Finished that season with a 5-1 record and 0.16 ERA, allowing just eight hits with 67 strikeouts in 42 innings, also batting .487 with 14 RBIs and 14 stolen bases in 16 games.
- Threw four-straight no-hitters over 30.2 consecutive hitless innings.

Season Highs

Innings: 2.2, vs. Elon (3/23/21)
Strikeouts: 3, 2x, last vs. Notre Dame (2/27/21)
Hits: 0, 4x, vs. Elon (3/23/21)
Walks: 0, 5x, vs. Florida State (3/26/21)
Runs: 0, 5x, vs. Florida State (3/26/21)
ER: 0, 6x, vs. Elon (3/23/21)

Career Highs

Same
Same
Same
Same
Same
Same

OXFORD'S GAME-BY-GAME

Date	opp.	w-l	sv	era	ip	h	r	er	bb	so	hbp	pit
2/20	Northeastern	0-0	0	0.00	0.2	1	0	0	0	1	0	0
2/21	Northeastern	0-0	0	0.00	0.0	1	1	0	0	0	0	0
2/23	Coastal Carolina	0-0	0	0.00	1.2	2	1	0	1	3	2	0
2/27	Notre Dame	1-2	0	0.00	1.2	2	1	0	1	3	1	0
3/13	Miami	0-0	0	0.00	0.2	1	1	1	1	1	0	24
3/16	Charlotte	0-0	0	5.40	1.2	1	1	1	1	1	0	0
3/20	Georgia Tech	0-0	0	0.00	1.1	0	0	0	0	0	0	0
3/21	Georgia Tech	0-0	0	0.00	0.0	0	0	0	1	0	0	0
3/23	Elon	0-0	0	0.00	2.2	0	0	0	0	2	0	37
3/26	Florida State	0-0	0	0.00	1.0	1	0	0	0	2	0	16
3/28	Florida State	0-0	0	54.00	0.2	1	4	4	3	2	0	30

Year	era	w-l	app	gs	cg	sho	sv	ip	h	r	er	bb	so	2b	3b	hr	bf	bavg	wp	hbp	bk	sfa	sha
2020	9.00	0-0	4	0	0	0/2	0	3.0	1	3	3	2	4	0	0	1	12	.100	0	0	0	0	0
2021	4.50	0-0	11	0	0	0/1	0	12.0	7	8	6	9	14	1	0	1	56	.171	0	4	0	1	1
TOTAL	5.40	0-0	15	0	0	0/3	0	15.0	8	11	9	11	18	1	0	2	68	.157	0	4	0	1	1

WAKE FOREST BASEBALL



COLE McNAMEE

(MAC-nuh-me)

RHP/INF • R/R • 6-4 • 215 • R-JR.

MILTON, GA.

BLESSED TRINITY CATHOLIC HS

- Serves as a versatile player for the Demon Deacons, having starting games on the mound, at first base, third base, and right field.
- Made 10 appearances on the mound in 2020, finishing with an 0-2 record and 8.64 ERA • Struck out 12 batters over 8.1 innings ...
- Recorded scoreless efforts against Milwaukee (Feb. 15), Long Beach State (Feb. 21 and 23), Sacred Heart (March 3) and Louisville (March 6)
- Went 1-for-3 with a two-run double in his only offensive appearance of the 2020 against Milwaukee (Feb. 15).
- Hit a grand slam against Quinnipiac (Feb. 24, 2019)
- Doubled on the first pitch he faced in his collegiate career at Santa Clara (Feb. 24, 2018).
- Won the 2016 Connie Mack World Series with the East Cobb Yankees, and finished as runners-up in the Perfect Game 18U National Wood Bat Championship.
- In high school, had a perfect 17-0 career record on the mound including a 9-0 record and 1.17 ERA in 2017, and didn't allow an earned run in 2015.

Season Highs	Career Highs
Runs: 2, vs. Notre Dame (2/27/21)	2, 3x, last vs. Notre Dame (2/27/21)
Hits: 2, vs. Coastal Carolina (2/23/21)	2, 3x, last vs. Coastal Carolina (2/24/21)
RBI: 1, vs. Notre Dame (2/27/21)	4, vs. Quinnipiac (2/24/19)
BB: 2, vs. Notre Dame (2/27/21)	2, vs. Quinnipiac (2/24/19)
SB: 1, vs. Charlotte (3/16/21)	Same
2B: 1, vs. Miami (3/12/21)	1, 5x
HR: 1, vs. Notre Dame (2/27/21)	1, 5x, last vs. Notre Dame (2/27/21)
Season Highs	Career Highs
Innings: 2.0, vs. Charlotte (3/16/21)	2.0, 4x, vs. Charlotte (3/16/21)
Strikeouts: 4, vs. Charlotte (3/16/21)	4, 2x, vs. Charlotte (3/16/21)
Hits: 0, 3x, vs. Florida State (3/26/21)	Same
Walks: 0, 3x, vs. Florida State (3/26/21)	Same
Runs: 0, 9x, vs. Florida State (3/26/21)	Same
ER: 0, 9x, Florida State (3/26/21)	Same

McNAMEE'S PITCHING GAME-BY-GAME

Date	opp.	w-l	sv	era	ip	h	r	er	bb	so	hbp	pit
2/20	Northeastern	0-0	0	0.00	1.1	0	0	0	0	2	0	0
2/23	Coastal Carolina	0-0	0	0.00	0.1	0	0	0	0	1	1	0
2/27	Notre Dame	1-0	0	0.00	0.1	0	0	0	0	0	0	0
2/27	Notre Dame	0-0	0	0.00	0.1	0	0	0	0	1	0	0
3/13	Miami	0-0	0	0.00	1.0	2	1	0	2	0	0	0
3/16	Charlotte	1-0	0	0.00	2.0	0	0	0	0	4	0	0
3/19	Georgia Tech	0-0	0	0.00	0.1	0	0	0	0	0	0	0
3/23	Elon	0-0	0	0.00	0.2	0	0	0	0	1	0	13
3/26	Florida State	0-0	0	0.00	1.0	0	0	0	0	0	0	9
3/28	Florida State	0-0	0	27.00	0.1	1	1	1	1	0	0	10
3/30	App State	1-0	0	0.00	1.1	0	0	0	0	1	0	0

Year	avg	gp-gs	ab	r	h	2b	3b	hr	rbi	tb	slg%	bb	hbp	so	gdp	ob%	sf	sh	sb-att	po	a	e	fld%
2018	.200	13-8	30	4	6	2	0	1	5	11	.367	2	1	12	1	.273	0	1	0-0	68	3	3	.959
2019	.222	15-6	27	7	6	1	0	3	7	16	.593	8	0	10	1	.389	1	0	0-0	31	8	2	.951
2020	.333	1-0	3	1	1	1	0	0	2	2	.667	0	0	0	0	.333	0	0	0-0	0	0	0	.000
2021	.147	11-10	34	2	5	1	0	1	1	9	.265	7	0	15	0	.293	0	0	1-1	15	1	0	1.000
TOTAL	.191	40-24	94	14	18	5	0	5	15	38	.404	17	1	37	2	.319	1	1	1-1	114	12	5	.962

Year	era	w-l	app	gs	cg	sho	sv	ip	h	r	er	bb	so	2b	3b	hr	bf	bavg	wp	hbp	bk	sfa	sha
2018	8.78	1-0	12	2	0	0/0	0	13.1	18	15	13	9	23	4	1	2	74	.300	5	5	0	0	0
2019	19.64	0-0	5	0	0	0/0	0	3.2	7	8	8	5	6	3	0	1	24	.389	1	1	0	0	0
2020	8.64	0-2	10	0	0	0/1	0	8.1	8	9	8	7	12	1	1	2	40	.250	1	1	1	0	0
2021	1.00	3-0	11	0	0	0/1	0	9.0	3	2	1	2	12	0	0	0	34	.097	3	1	0	0	0
TOTAL	7.86	4-2	38	2	0	0/2	0	34.1	36	34	30	23	53	8	2	5	172	.255	10	8	1	0	0



DANE STEWART

OF • R/R • 6-3 • 180 • FR

CARY, N.C.

CARDINAL GIBBONS HS

- Rated as a top-500 recruit by Perfect Game, as well as the No. 67 prospect in North Carolina
- Spent a year at Pro5 Academy after graduating from Cardinal Gibbons HS
- Hit .355 with three homers, 12 doubles and 18 RBIs in 2019.
- Batted .328 with five doubles in 2018.
- Earned all-conference honors and was a team captain in 2019.
- Played club baseball for the Canes organization.

Season Highs	Career Highs
Runs:	
Hits:	
RBI:	
BB:	
SB:	
2B:	
HR:	

WAKE FOREST BASEBALL



CRAWFORD WADE

LHP • L/L • 6-4 • 175 • FR.

CHARLOTTE, N.C.

MYERS PARK

- Ranked by Perfect Game as a top-500 recruit nationally, including the No. 55 left-handed pitcher as well as the No. 14 prospect from North Carolina.
- Did not have a senior season due to COVID-19
- As a junior, struck out 41 batters in 21 innings with a sub-1.00 ERA
- In summer 2020, pitched in the Southern Collegiate Baseball League for the Carolina Venom, tallying a 1-1 record and 4.80 ERA with 25 strikeouts and nine walks in 24.1 innings.
- Won 2019 PBR National Program Invitational with Five Star Carolina National.

Season Highs		Career Highs		WADE'S GAME-BY-GAME																
Innings:	1.2, vs. Notre Dame (2/27/21)	Same	Date	opp.	w-l	sv	era	ip	h	r	er	bb	so	hbp	pit					
Strikeouts:	3, vs. Northeastern (2/21/21)	Same	2/19	Northeastern	0-0	0	13.50	0.2	2	1	1	1	1	0	0					
Hits:	0, 2x, vs. App State (3/30/21)	Same	2/21	Northeastern	0-0	0	0.00	1.0	0	0	0	0	3	0	0					
Walks:	0, 2x, vs. App State (3/30/21)	Same	2/23	Coastal Carolina	0-0	0	0.00	1.1	0	0	0	1	0	0	0					
Runs:	0, 2x, vs. App State (3/30/21)	Same	2/27	Notre Dame	0-1	0	5.40	1.2	2	1	1	1	1	2	0					
ER:	0, 2x, vs. App State (3/30/21)	Same	3/23	Elon	0-0	0	99.0	0.0	3	2	2	0	0	0	8					
			3/30	App State	0-0	0	0.00	1.0	0	0	0	0	0	0	0					

Year	era	w-l	app	gs	cq	sho	sv	ip	h	r	er	bb	so	2b	3b	hr	bf	bavg	wp	hbp	bk	sfa	sha
2021	6.35	0-1	6	0	0	0/0	0	5.2	7	4	4	3	5	1	0	0	30	.292	2	2	0	0	1
TOTAL	6.35	0-1	6	0	0	0/0	0	5.2	7	4	4	3	5	1	0	0	30	.292	2	2	0	0	1



DEREK CRUM

OF • L/L • 5-11 • 185 • R-FR.

TAMPA, FLA.

GAITHER HS

- Played in 16 games and started 14 of them in center field in 2020
- Batted .244 with three doubles, a homer and four RBIs, also went 2-for-2 in stolen-base attempts.
- Was twice featured on SportsCenter's Top 10 plays for diving catches, including one on opening night which maintained a tie game in the eighth inning.
- Recorded four-straight multi-hit games from Feb. 29-March 3.
- Was 4-for-8 with a double in doubleheader against Brown (Feb. 29).
- In two games against Sacred Heart (March 1/3), was 4-for-6 with two doubles, his first collegiate homer, a walk and a stolen base.
- First collegiate hit came against Illinois (Feb. 16), and he also stole a base in that game.
- Perfect fielding percentage in 23 defensive chances.
- Rated by Prep Baseball Report as the No. 275 recruit nationally, including No. 38 from the state of Florida.
- Perfect Game picked him as the No. 448 recruit nationally and No. 61 in Florida.

Season Highs		Career Highs	
Runs:	1, vs. Northeastern (2/21/21)	2, vs. Sacred Heart (3/1/20)	
Hits:	1, vs. Northeastern (2/21/21)	2, 4x, last vs. Sacred Heart (3/3/20)	
RBI:		3, vs. Sacred Heart (3/3/20)	
BB:	2, vs. Northeastern (2/21/21)	Same	
SB:		1, vs. Illinois (2/16/20)	
2B:		1, 3x, last vs. Sacred Heart (3/3/20)	
HR:		1, vs. Sacred Heart (3/3/20)	

Year	avg	gp-gs	ab	r	h	2b	3b	hr	rbi	tb	slg%	bb	hbp	so	gdp	ob%	sf	sh	sb-att	po	a	e	fld%
2020	.244	16-14	45	7	11	3	0	1	4	17	.378	3	0	10	0	.286	1	1	2-2	23	0	0	1.000
2021	.111	3-2	9	2	1	0	0	0	0	1	.111	3	0	4	0	.333	0	0	0-0	5	0	0	1.000
TOTAL	.222	19-16	54	9	12	3	0	1	4	18	.333	6	0	14	0	.295	1	1	2-2	28	0	0	1.000

WAKE FOREST BASEBALL



SHANE SMITH

RHP • R/R • 6-4 • 230 • R-FR.

DANVERS, MASS.

THE GOVERNOR'S ACADEMY

- Grabbed hold of the closer role and was stellar in that position, holding a 2-0 record, 1.80 ERA and a save.
- Allowed just one hit and one walk over 5.0 innings while striking out nine.
- Earned the win in his collegiate debut with a 1-2-3 ninth inning and two strikeouts against Seton Hall (Feb. 14)
- Picked up the save with a 1-2-3 inning against Illinois (Feb. 16), striking out two more ... Also recorded 1-2-3 innings against Sacred Heart (March 3) and Coastal Carolina (March 11).
- Only run he conceded was against No. 3 Louisville (March 7) on a walk, wild pitch and a single, though he struck out the other three Cardinals and recorded the win.
- Missed two weekends with a concussion after being hit in the head during batting practice in Long Beach.
- Redshirted his freshman year due to an injury suffered at the end of the fall season.
- Picked by Baseball America as the No. 4 draft prospect from Massachusetts.
- Father, Jeff, played baseball at George Washington under current Wake Forest head coach Tom Walter.

Season Highs	Career Highs
Innings: 3.0, vs. Northeastern (2/21/21)	Same
Strikeouts: 5, 2x, vs. Notre Dame (2/28/21)	Same
Hits: 3, 2x, vs. Notre Dame (2/28/21)	Same
Walks: 1, vs. Notre Dame (2/28/21)	1, vs. Louisville (3/7/20)
Runs: 3, vs. Notre Dame (2/28/21)	1, vs. Louisville (3/7/20)
ER: 1, vs. Northeastern (2/21/21)	1, 2x, last vs. Louisville (3/7/20)

SMITH'S GAME-BY-GAME

Date	opp.	w-l	sv	era	ip	h	r	er	bb	so	hbp	pit
2/21	Northeastern*	0-0	0	3.00	3.0	3	4	1	2	5	0	0
2/28	Notre Dame*	0-1	0	11.57	2.1	3	3	3	1	5	0	0

Year	era	w-l	app	gs	cg	sho	sv	ip	h	r	er	bb	so	2b	3b	hr	bf	bavg	wp	hbp	bk	sfa	sha
2020	1.80	2-0	5	0	0	0/1	1	5.0	1	1	1	1	9	0	0	0	17	.063	1	0	0	0	0
2021	6.75	0-1	2	2	0	0/0	0	5.1	6	7	4	3	10	0	0	0	26	.273	1	0	0	1	0
TOTAL	4.35	2-1	7	2	0	0/1	1	10.1	7	8	5	4	19	0	0	0	43	.184	2	0	0	1	0



MICHAEL LUDOWIG

(LUHD-wig)

OF • L/L • 6-1 • 215 • R-JR.

ASHBURN, VA.

BRIAR WOODS HS

- Played in 15 games and made 14 starts in the outfield last season.
- Batted .154 with two doubles, four walks and four RBIs.
- Had hits in four-straight games (Feb. 15-18), including a 2-for-3 effort against UNCG with a double and two RBIs.
- Batted .333 in ACC action in 2019, 13th-best in the conference.
- Led the team in hitting during ACC play in 2018, batting .326 with seven stolen bases.
- Best game of 2019 came at Pitt (Apr. 13), going 4-for-4 with a homer, two doubles, five runs scored, three RBIs and a stolen base.
- After having just one extra-base hit his first 28 games last year, recorded 12 extra-base hits in his last 26 games.
- Spent the summer season with the Harwich Mariners in the Cape Cod League, where he batted .265.
- Tied a program record with five walks against UNCG (Apr. 17, 2018), becoming the fourth Deacon to do so (Jake Mueller-2018, Brett Linnenkohl-2007, Stan Johnson-1977). Shane Muntz also did so in 2019.

Season Highs	Career Highs
Runs: 2, 2x, vs. App State (3/30/21)	5, at Pitt (4/13/19)
Hits: 3, 2x, vs. App State (3/30/21)	4, 2x, last at Pitt (4/13/19)
RBI: 4, vs. Northeastern (2/20/21)	4, vs. Northeastern (2/20/21)
BB: 1, 5x	5, at UNCG (4/17/18)
SB: 1, vs. Notre Dame (2/28/21)	1, 17x, last vs. Notre Dame (2/28/21)
2B: 1, 2x, last vs. Northeastern (2/20/21)	2, at Pitt (4/13/19)
HR: 1, vs. App State (3/30/21)	1, 5x, 0, vs. App State (3/30/21)

Year	avg	gp-gs	ab	r	h	2b	3b	hr	rbi	tb	slg%	bb	hbp	so	gdp	ob%	sf	sh	sb-att	po	a	e	fld%
2018	.267	50-39	161	18	43	8	0	1	18	54	.335	20	1	45	3	.350	1	0	10-13	73	3	4	.950
2019	.300	54-52	190	36	57	9	1	3	30	77	.405	34	1	43	0	.405	2	2	6-6	101	3	5	.954
2020	.154	15-14	52	6	8	2	0	0	4	10	.192	4	0	20	2	.214	0	0	0-0	20	4	1	.960
2021	.240	14-14	50	7	12	4	0	1	6	19	.380	7	2	18	0	.356	0	0	1-2	23	0	1	.958
TOTAL	.265	133-119	453	67	120	23	1	5	58	160	.353	65	4	126	5	.360	3	2	17-21	217	10	11	.954

WAKE FOREST BASEBALL



CHRIS LANZILLI

(lan-ZILL-eee)

OF • R/R • 6-2 • 215 • R-JR.

STONEHAM, MASS.

DEXTER SCHOOL

- Consensus preseason All-American heading into 2020.
- Started all 18 games (10 in right field, six at third base, two in left field), finishing with a .299 average, 5 doubles, six homers, 12 RBIs and nine walks.
- His six homers ranked in the top 20 in the nation at the end of this past season.
- Blasted a walk-off homer in the bottom of the ninth on opening night to beat Seton Hall (Feb. 14). Also went deep against Milwaukee (Feb. 15), Illinois (Feb. 16), Brown (Feb. 29) and twice against Louisville (March 7 and 8).
- Drafted by San Francisco Giants in the 39th round, No. 1116 overall in 2019.
- Picked as an All-American in 2019 by ABCA (second team), NCBWA (second team), Collegiate Baseball (third team) and Perfect Game (third team).
- Named a 2019 Dick Howser Trophy semifinalist.
- In ACC play last year, batted .371 (third in the league) with 13 doubles (most in the league), nine homers and 35 RBIs.
- Participated in the College Home Run Derby in Omaha in June 2019.
- Had a career game against Boston College on March 17, 2019, going 3-for-5 with two homers and a program record 10 RBIs. He hit a three-run homer in the fourth, an RBI groundout in the fifth, two-run single in the sixth and three-run homer in the eighth.
- Selected as a Freshman All-American by Collegiate Baseball in 2018.

	Season Highs	Career Highs
Runs:	2, vs. Northeastern (2/19/21)	3, 5x
Hits:	3, vs. Northeastern (2/21/21)	4, vs. Virginia Tech (4/6/19)
RBI:	2, vs. Notre Dame (2/27/21)	10, vs. Boston College (3/17/19)
BB:	2, vs. Northeastern (2/20/21)	3, at Florida State (4/28/19)
SB:	1, vs. Northeastern (2/19/21)	1, 7x, vs. Northeastern (2/19/21)
2B:	1, 3x, Georgia Tech (3/21/21)	3, at Duke (3/23/19)
HR:	1, 4x, Florida State (3/28/21)	2, 4x, last vs. Gardner-Webb (4/30/19)

Year	avg	gp-gs	ab	r	h	2b	3b	hr	rbi	tb	slg%	bb	hbp	so	gdp	ob%	sf	sh	sb-att	po	a	e	fld%
2018	.268	48-44	153	27	41	13	0	9	33	81	.529	27	2	50	0	.378	3	1	3-5	57	0	4	.934
2019	.347	57-57	245	59	85	19	0	16	67	152	.620	23	5	53	6	.409	3	0	3-4	102	4	6	.946
2020	.299	18-18	67	12	20	5	0	6	12	43	.642	9	0	11	3	.377	1	0	1-1	27	6	1	.971
2021	.253	18-18	75	8	19	4	0	4	8	35	.467	5	0	20	0	.296	1	0	1-3	29	0	0	1.000
TOTAL	.306	141-137	540	106	165	41	0	35	120	311	.576	64	7	134	9	.381	8	1	8-13	215	10	11	.953



BROCK WILKEN

INF/C • R/R • 6-4 • 220 • FR.

VALRICO, FLA.

BLOMOKINGDALE HS

- Rated by Perfect Game as the No. 82 recruit in the country, including No. 18 in Florida and the No. 9 third baseman nationally.
- Ranked by Baseball America as the No. 354 prospect in the 2020 MLB Draft.
- Was a four-year starter and three-time all-conference honoree.
- Earned first team all-state honors as a junior when he batted .470 with 12 homers and 26 RBIs in 25 games.
- Hit four homers in just eight games as a senior before season ended due to COVID-19.
- Was a club baseball captain with Ostingers Baseball Academy.

	Season Highs	Career Highs
Runs:	3, 2x, vs. App State (3/30/21)	Same
Hits:	3, 2x, vs. App State (3/30/21)	Same
RBI:	6, vs. Florida State (3/27/21)	Same
BB:	2, vs. Florida State (3/28/21)	Same
SB:		
2B:	2, vs. Georgia Tech (3/19/21)	Same
HR:	2, 2x, vs. App State (3/30/21)	Same

Year	avg	gp-gs	ab	r	h	2b	3b	hr	rbi	tb	slg%	bb	hbp	so	gdp	ob%	sf	sh	sb-att	po	a	e	fld%
2021	.300	18-18	70	15	21	4	0	8	19	49	.700	7	0	13	1	.364	0	0	0-0	17	21	5	.884
TOTAL	.300	18-18	70	15	21	4	0	8	19	49	.700	7	0	13	1	.364	0	0	0-0	17	21	5	.884

WAKE FOREST BASEBALL



SETH KEENER

RHP • R/R • 6-1 • 190 • FR.

PILOT MOUNTAIN, N.C.

EAST SURRY HS

- Rated as a top-500 prospect by Perfect Game, as well as the No. 71 recruit in North Carolina.
- Senior season canceled due to COVID-19 pandemic.
- Went 8-3 with a 1.07 ERA and 113 strikeouts in 59 innings as a junior, en route to all-state and NW1A Co-Player of the Year honors.
- Also hit .389 with 18 RBIs at the plate.
- Played club baseball for the Dirtbags organization.

Season Highs	Career Highs	Date	opp.	w-l	sv	era	ip	h	r	er	bb	so	hbp	pit
Innings: 1.0, 2x vs. App State	Same	2/21	Northeastern	0-0	0	0.00	1.0	0	0	0	1	1	0	0
Strikeouts: 1, 3x, vs. Georgia Tech (2/21/21)	Same	2/27	Notre Dame	0-0	0	0.00	0.1	1	0	0	1	1	0	0
Hits: 0, vs. Northeastern (2/21/21)	Same	3/21	Georgia Tech	0-0	0	13.50	0.2	2	1	1	0	1	0	0
Walks: 0, vs. Georgia Tech (2/21/21)	Same	3/30	App State	0-0	0	27.00	1.0	2	3	3	2	0	0	0
Runs: 0, vs. Northeastern (2/21/21)	Same													
ER: 0, vs. Northeastern (2/21/21)	Same													

Year	era	w-l	app	gs	cg	sho	sv	ip	h	r	er	bb	so	2b	3b	hr	bf	bavg	wp	hbp	bk	sfa	sha
2021	12.00	0-0	4	0	0	0/0	0	3.0	5	4	4	4	3	1	0	1	18	.357	3	0	1	0	0



ANTONIO MENENDEZ

RHP • R/R • 6-4 • 225 • JR.

HERNDON, VA.

HERNDON HS

- Appeared in six games in 2020, starting four of them.
- Finished the shortened season with a 1-0 record and 5.06 ERA.
- Struck out 25 batters in 21.1 innings, allowing 12 runs on 16 hits and 16 walks.
- Recorded a dominant start against Sacred Heart (March 3), tossing 5.0 shutout innings, striking out nine while walking two and allowing just a first-inning single as Wake Forest recorded a one-hitter.
- Struck out six over 6.0 innings of three-hit ball against Milwaukee in his season debut (Feb. 15), allowing two runs.
- Became Wake Forest's most-used reliever in 2019, totaling 34 appearances, a mark which ranks tied for sixth-most in program history.
- Struck out 11.87 batters per nine innings as a sophomore, a mark which ranks sixth in program history.
- Served as a multi-inning reliever, pitching more than an inning 22 times.

Season Highs	Career Highs	Date	opp.	w-l	sv	era	ip	h	r	er	bb	so	hbp	pit
Innings: 6.0, vs. Milwaukee (2/15/20)														
Strikeouts: 9, vs. Sacred Heart (3/3/20)														
Hits: 5, vs. Notre Dame (3/9/19)														
Walks: 2x, last vs. App State (2/26/20)														
Runs: 7, vs. App State (2/26/20)														
ER: 7, vs. App State (2/26/20)														
Pitches: 90, 2x, last vs. App State (2/26/20)														

Year	era	w-l	app	gs	cg	sho	sv	ip	h	r	er	bb	so	2b	3b	hr	bf	bavg	wp	hbp	bk	sfa	sha
2018	9.99	0-5	25	1	0	0/0	0	24.1	23	28	27	22	27	4	0	5	128	.256	0	11	1	4	1
2019	3.09	6-1	34	0	0	0/0	1	55.1	46	22	19	24	73	9	1	5	241	.221	4	5	0	1	3
2020	5.06	1-0	6	4	0	0/1	0	21.1	16	12	12	16	25	4	1	0	94	.219	5	2	0	2	1
TOTAL	5.17	7-6	65	5	0	0/1	1	101.0	85	62	58	62	125	17	2	10	463	.229	9	18	1	7	5

* - pitcher started game

WAKE FOREST BASEBALL



JAMES BRODERICK

INF • R/R • 5-11 • 185 • FR.

WELLESLEY, MASS.

LAWRENCE ACADEMY

- Rated as a top-500 prospect by Perfect Game, including the No. 27 recruit from the state of Massachusetts.
- Senior season canceled due to COVID-19 outbreak.
- Hit .300 and led team in doubles as a junior, earning all-league honors despite missing the start of the season due to Tommy John surgery.
- Had eight doubles and a .333 average as a sophomore.
- Served as a team captain as a senior.
- Earned eight varsity letters, four in baseball and four in ice hockey, where he was also a team captain and all-conference pick.

	Season Highs	Career Highs
Runs:	1, 4x, vs. App State (3/30/21)	Same
Hits:	1, 3x, last vs. Elon (3/23/21)	Same
RBI:		
BB:	2, vs. App State (3/30/21)	Same
SB:		
2B:	1, vs. Elon (3/23/21)	Same
HR:		

Year	avg	gp-gs	ab	r	h	2b	3b	hr	rbi	tb	slg%	bb	hbp	so	gdp	ob%	sf	sh	sb-att	po	a	e	fld%
2021	.107	10-9	28	4	3	1	0	0	0	4	.143	4	0	9	2	.219	0	1	0-0	6	17	2	.920
TOTAL	.107	10-9	28	4	3	1	0	0	0	4	.143	4	0	9	2	.219	0	1	0-0	6	17	2	.920



ANDREW RUST

RHP • R/R • 6-2 • 215 • R-SO.

NEW BERN, N.C.

NC SCHOOL OF SCIENCE AND MATH

- Saw limited action in his first year, allowing five runs in 1.1 innings over three outings in 2019.
- Retired the only two batters he faced in his debut against Quinnipiac (Feb. 24).
- Was a four-sport athlete in high school, earning 10 total varsity letters in baseball, basketball, cross country and swimming, also earning all-conference honors in basketball and cross country.
- Earned 2018 Mid-State 2A Conference Pitcher of the Year honors after recording a 1.17 ERA and 95 strikeouts in 46 innings.
- Father, Ted, was a captain of the track & cross country teams at Capital University, and brother, Daniel competed in track & XC at UNCG.

	Season Highs	Career Highs
Innings:		0.2, 2x, last vs. Furman (3/3/19)
Strikeouts:		
Hits:	1, 2x, last at Charlotte (4/23/19)	
Walks:	3, vs. Furman (3/3/19)	
Runs:	3, at Charlotte (4/23/19)	
ER:	3, at Charlotte (4/23/19)	
Pitches:	29, vs. Furman (3/3/19)	

RUST'S GAME-BY-GAME

Date	opp.	w-l	sv	era	ip	h	r	er	bb	so	hbp	pit
------	------	-----	----	-----	----	---	---	----	----	----	-----	-----

Year	era	w-l	app	gs	cg	sho	sv	ip	h	r	er	bb	so	2b	3b	hr	bf	bavg	wp	hbp	bk	sfa	sha
2019	33.75	0-0	3	0	0	0/0	0	1.1	2	5	5	5	0	1	0	0	12	.333	2	1	0	0	0
TOTAL	33.75	0-0	3	0	0	0/0	0	1.1	2	5	5	5	0	1	0	0	12	.333	2	1	0	0	0

WAKE FOREST BASEBALL



PARKER PILAT

INF • R/R • 6-4 • 200 • R-FR.
ROCHESTER HILLS, MICH.
DETROIT COUNTRY DAY

- Enrolled early, joining the program in January 2020.
- Played in five games, making two starts at second base.
- Finished the year 1-for-9 at the plate.
- First collegiate hit was a double against App State (Feb. 26).
- Was previously rated by Prep Baseball Report as the No. 7 prospect from the state of Michigan, while Perfect Game picked him as the No. 11 recruit from the state.
- Earned three varsity letters in baseball and one in basketball at Detroit Country Day.
- As a junior, hit .410 with 11 doubles, six triples, three homers and 16 stolen bases.
- Three-time all-state honoree and two-year team captain.
- Father, Jake, golfed at Eastern Michigan.
- Brother, Preston, spent three years on the baseball team at Northern Kentucky and is playing at Wayne State in 2020.
- Went to the same high school as Chris Webber, Shane Battier and Patrick Kane.

	Season Highs	Career Highs
Runs:	1, 2x, last vs. Notre Dame (2/27/21)	Same
Hits:	1, 2x, last vs. Notre Dame (2/27/21)	Same
RBI:		
BB:	1, 2x, vs. App State (3/30/21)	Same
SB:		
2B:	1, vs. App State (2/26/20)	
HR:		

Year	avg	gp-gs	ab	r	h	2b	3b	hr	rbi	tb	slg%	bb	hbp	so	gdp	ob%	sf	sh	sb-att	po	a	e	fld%
2020	.111	5-2	9	1	1	1	0	0	0	2	.222	0	0	7	0	.111	0	0	0-0	1	3	0	1.000
2021	.154	7-4	13	3	2	0	0	0	1	2	.154	2	1	6	0	.294	1	1	0-0	4	9	2	.867
TOTAL	.136	12-6	22	4	3	1	0	0	1	4	.182	2	1	13	0	.231	1	1	0-0	5	12	2	.895



RYAN CUSICK

RHP • R/R • 6-6 • 225 • R-SO.
SUDBURY, MASS.
AVON OLD FARMS SCHOOL (CONN.)

- Finished the 2020 season with an 0-2 record and 3.22 ERA, striking out 43 batters in 22.1 innings
- His 43 strikeouts were tied for seventh in the nation, while his 17.3 strikeouts per nine innings ranked sixth nationally and also set a new program record.
- Struck out at least nine batters in all four of his starts.
- Didn't allow a home run ... In season-opener against Seton Hall, allowed two runs with 10 strikeouts over 5.2 innings ...
- Fanned a career-high 13 batters against La Salle (Feb. 28), conceding two runs in 5.2 frames.
- In the ACC-opener against Louisville (March 6), gave up three runs (two earned) on four hits over 5.0 innings with 11 strikeouts.
- Led the Demon Deacons with seven wins in 2019, tied for second-most ever by a Deacon freshman.
- His 55 strikeouts last year rank tied for eighth for a Deacon rookie.
- Deacs went 10-2 in games Cusick started on the mound.
- Had a 4.25 ERA at David F. Couch Ballpark last year.
- Spent the summer with the Bourne Braves in the Cape Cod League, finishing the summer campaign with a 3-3 record and 3.78 ERA, tallying a 33/7 K/BB ratio in 35.2 innings.
- Drafted by the Cincinnati Reds in the 40th round (No. 1,189 overall) of the 2018 MLB Draft.
- Went to the same high school as George Springer.

	Season Highs	Career Highs
Innings:	6.0, 2x, vs Georgia Tech (2/19/21)	6.0, 3x
Strikeouts:	12, 2x, vs. Florida State (3/26/21)	13, vs. La Salle (2/28/20)
Hits:	2, vs. Florida State (3/26/21)	11, at Coastal Carolina (3/5/19)
Walks:	2, 2x, vs. Georgia Tech (3/19/21)	0, 2x, last vs. High Points (5/1/2019)
Runs:	0, 2x, vs. Florida State (3/26/21)	9, at Coastal Carolina (3/5/19)
ER:	0, 2x, vs. Florida State (3/26/21)	2, 4x, last vs. Louisville (3/6/20)

CUSICK'S GAME-BY-GAME

Date	opp.	w-l	sv	era	ip	h	r	er	bb	so	hbp	pit
2/19	Northeastern*	0-0	0	4.50	6.0	7	3	3	2	9	0	0
2/27	Notre Dame*	0-0	0	6.75	5.1	4	5	4	3	12	0	0
3/19	Georgia Tech*	1-0	0	0.00	6.0	3	0	0	2	10	0	0
3/26	Florida State*	0-0	0	0.00	5.0	2	0	0	5	12	0	107

Year	era	w-l	app	gs	cq	sho	sv	ip	h	r	er	bb	so	2b	3b	hr	bf	bavg	wp	hbp	bk	sfa	sha
2019	6.44	7-3	19	12	0	0/0	0	65.2	85	56	47	29	55	17	4	10	310	.313	4	3	0	1	4
2020	3.22	0-2	4	4	0	0/0	0	22.1	23	13	8	18	43	4	1	0	103	.277	4	1	0	0	1
2021	2.82	1-0	4	4	0	0/0	0	22.1	16	8	7	12	43	4	0	2	94	.198	2	0	0	1	0
TOTAL	5.06	8-5	27	20	0	0/0	0	110.1	124	77	62	59	141	25	5	12	507	.284	10	4	0	2	5

WAKE FOREST BASEBALL



CALEB MARMO

OF • L/R • 5-11 • 185 • FR.

JOHNSON CITY, TENN.

SCIENCE HILL HS

- Rated as a top-500 prospect by Perfect Game, as well as the No. 22 recruit from Tennessee.
- Senior season canceled due to COVID-19 outbreak.
- Named his conference MVP and earned all-state honors as a junior.
- Batted .325 with six homers, 34 stolen bases and 41 walks that season.
- Hit .310 with 26 stolen bases as a sophomore.
- Played club baseball for Upstate Mavs and Exposure Prime.

Season Highs

Career Highs

Runs:

Hits:

RBI:

BB:

SB:

2B:

HR:

10



WILL ANDREWS

RHP • R/R • 5-11 • 150 • FR.

WINSTON-SALEM, N.C.

FORSYTH COUNTRY DAY

- Rated as a top-500 recruit by Perfect Game, including the No. 75 prospect in North Carolina
- Served as a team captain and five-year letterwinner at Forsyth Country Day
- Played club baseball for the Carolina Rockies.

Season Highs

Career Highs

Innings:

Strikeouts:

Hits:

Walks:

Runs:

ER:

Pitches:

ANDREWS' PITCHING GAME-BY-GAME

Date	opp.	w-l	sv	era	ip	h	r	er	bb	so	hbp	pit
------	------	-----	----	-----	----	---	---	----	----	----	-----	-----

WAKE FOREST BASEBALL



JD EVERETT

LHP • R/L • 5-11 • 210 • FR.

HICKORY, N.C.

SAINT STEPHENS

- Rated as a top-500 recruit nationally by Perfect Game, including the No. 93 left-handed pitcher and the No. 27 prospect in North Carolina.
- Senior season canceled due to the COVID-19 pandemic.
- Earned all-conference honors as a sophomore and junior.
- Played club baseball for the Dirtbags organization.

EVERETT'S PITCHING GAME-BY-GAME

Date	opp.	w-l	sv	era	ip	h	r	er	bb	so	hbp	pit
2-28	Notre Dame	0-0	0	0.00	1.0	0	0	0	0	1	1	0

Season Highs	Career Highs
Innings: 1.0, vs. Notre Dame (2/28/21)	Same
Strikeouts: 1, vs. Notre Dame (2/28/21)	Same
Hits: 0, vs. Notre Dame (2/28/21)	Same
Walks: 0, vs. Notre Dame (2/28/21)	Same
Runs: 0, vs. Notre Dame (2/28/21)	Same
ER: 0, vs. Notre Dame (2/28/21)	Same

Year	era	w-l	app	gs	cg	sho	sv	ip	h	r	er	bb	so	2b	3b	hr	bf	bavg	wp	hbp	bk	sfa	sha
2021	0.00	0-0	1	0	0	0/0	0	1.0	0	0	0	0	1	0	0	0	4	.000	0	1	0	0	0
TOTAL	0.00	0-0	1	0	0	0/0	0	1.0	0	0	0	0	1	0	0	0	4	.000	0	1	0	0	0



WILLIAM FLEMING

RHP • R/R • 6-6 • 215 • R-JR.

ASHEVILLE, N.C.

CHRIST SCHOOL

- Made the move into the weekend rotation in 2020, finishing the year 2-2 with a 4.37 ERA.
- Struck out 22 batters and walked six in 22.2 innings, conceding 18 hits for a .222 opponent batting average.
- Earned the win in his first start against Illinois (Feb. 16), allowing three runs on four hits and a walk over 6.0 innings, striking out eight.
- Was dominant in a win over Brown (Feb. 29), tossing 8.0 innings of two-hit, shutout ball, striking out nine and walking two.
- Served as Wake Forest's closer in 2019, finishing with a 1-4 record, nine saves and 4.26 ERA. The nine saves rank tied for ninth in a season in program history.
- Went eight-straight outings without allowing a run from March 10-Apr. 2, 2019, striking out 13 in 14.0 shutout frames while conceding just four hits.
- Spent the summer in the Cape Cod League with the Wareham Gatemen.
- Mother, Amy, was a world record holder, ACC champion and NCAA national champion swimmer at North Carolina.

FLEMING'S GAME-BY-GAME

Date	opp.	w-l	sv	era	ip	h	r	er	bb	so	hbp	pit
2-20	Northeastern*	1-0	0	0.00	6.0	6	0	0	2	5	0	0
2-27	Notre Dame*	0-0	0	6.00	6.0	5	4	4	2	8	0	0
3-12	Miami*	0-1	0	10.80	5.0	6	6	6	3	4	0	93
3-20	Georgia Tech*	0-1	0	2.35	7.2	2	3	2	2	6	0	0
3-27	Florida State*	1-0	0	4.50	6.0	6	7	3	2	7	0	102

Year	era	w-l	app	gs	cg	sho	sv	ip	h	r	er	bb	so	2b	3b	hr	bf	bavg	wp	hbp	bk	sfa	sha
2018	7.24	0-0	15	0	0	0/0	0	13.2	15	12	11	6	6	4	0	1	63	.278	2	2	1	0	1
2019	4.26	1-4	28	1	0	0/0	9	44.1	42	21	21	19	31	10	1	4	190	.256	8	2	0	2	3
2020	4.37	2-2	4	4	0	0/1	0	22.2	18	11	11	6	22	5	0	1	94	.222	0	5	1	1	1
2021	4.40	2-2	5	5	0	0/1	0	30.2	25	20	15	11	30	2	0	6	130	.210	1	0	0	0	0
TOTAL	4.69	5-8	52	10	0	0/2	9	111.1	100	64	58	42	89	21	1	12	477	.239	11	9	2	3	5

* - pitcher started game

WAKE FOREST BASEBALL



PIRMIN BRECHBUL

OF • R/R • 6-2 • 205 • FR.

DULUTH, GA.

GREATER ATLANTA CHRISTIAN ACADEMY)

- Rated as a top-1,000 prospect by Perfect Game, and also the No. 44 outfielder from Georgia.
- Earned all-region honors three times and was named a Gwinnett County All-Star.
- In a shortened senior season, hit .405 with a homer and 10 RBIs.
- Batted .374 with four homers, seven doubles and 24 RBIs as a junior.
- Hit .383 with four home runs as a sophomore.
- Earned five varsity letters - three in baseball, one in swimming and one in football.
- Was a state qualifier in swimming in the 50-meter freestyle.

Season Highs

Runs:
Hits:
RBI:
BB:
SB:
2B:
HR:

Career Highs

Year	avg	gp-gs	ab	r	h	2b	3b	hr	rbi	tb	slg%	bb	hbp	so	gdp	ob%	sf	sh	sb-att	po	a	e	fld%
2021	.000	2-0	2	0	0	0	0	0	0	0	.000	0	0	1	0	.000	0	0	0-0	1	0	0	1.000
TOTAL	.000	2-0	2	0	0	0	0	0	0	0	.000	0	0	1	0	.000	0	0	0-0	1	0	0	1.000



REED MASCOLO

RHP • R/R • 6-1 • 210 • SR.

FAIRFIELD, CONN.

SETON HALL UNIVERSITY

- Pitched in three games during the COVID-shortened season for Seton Hall, tossing 4.0 innings and allowing just one unearned run.
- Struck out three batters in 2.0 shutout innings at Fresno State (March 3) in his collegiate debut.
- Tossed a 1-2-3 inning at St. Mary's (March 6).
- Named to the Big East All-Academic Team.

MASCOLO'S GAME-BY-GAME

Date	opp.	w-l	sv	era	ip	h	r	er	bb	so	hbp	pit
2-21	Northeastern	0-0	0	13.50	1.1	2	2	2	0	0	0	0
2-23	Coastal Carolina	0-1	0	0.00	1.0	1	3	0	4	3	0	0
2-28	Notre Dame	0-0	0	0.00	2.0	1	0	0	0	2	0	0
3/16*	Charlotte	0-0	0	0.00	2.1	1	0	0	1	2	0	0
3/23*	Elon	1-0	0	0.00	3.0	2	0	0	1	0	0	37
3/30	App State	0-0	0	2.45	3.2	4	2	1	2	5	0	0

Season Highs

Innings: 2.1, vs. Charlotte (3/16/21)
Strikeouts: 5x, vs. App State (3/30/21)
Hits: 1, 2x, last vs. Notre Dame (2/28/21)
Walks: 0, 2x, last vs. Notre Dame (2/28/21)
Runs: 0, vs. Notre Dame (2/28/21)
ER: 0, vs. Notre Dame (2/28/21)

Career Highs

Same
Same
Same
Same
Same
Same

Year	era	w-l	app	gs	cq	sho	sv	ip	h	r	er	bb	so	2b	3b	hr	bf	bavg	wp	hbp	bk	sfa	sha
2020*	0.00	0-0	4	0	0	0/0	0	4.0	2	1	0	0	3	0	0	0	0	.143	0	1	0	0	0
2021	2.03	1-1	6	3	0	0/0	0	13.1	12	7	3	8	12	2	0	1	60	.245	1	1	1	0	2
TOTAL	2.03	1-1	6	3	0	0/0	0	13.1	12	7	3	8	12	2	0	1	60	.245	1	1	1	0	2
All*	1.56	1-1	10	3	0	0/0	0	17.1	14	8	3	8	15	2	0	1	60	.222	1	2	1	0	2

* Statistics from prior team/school

WAKE FOREST BASEBALL



JAKE REINISCH
INF/OF • R/R • 6-1 • 210 • R-FR.
CLIFTON PARK, N.Y.
SHENENDEHOWA HS

- Rated as a top-500 prospect by Perfect Game, as well as the No. 30 recruit from New York.
- Senior season canceled due to COVID-19 outbreak.
- Earned first team all-area in 2019 as he led his team to regional and section titles and to the state finals.
- Hit .346 with a .469 on-base percentage and 15 RBIs as a junior after batting .329 as a sophomore.
- Earned six total varsity letters, three in baseball and three in basketball.
- Also earned all-area honors in hoops.

Season Highs

Runs:
Hits:
RBI:
BB:
SB:
2B:
HR:

Career Highs

Year	avg	gp-gs	ab	r	h	2b	3b	hr	rbi	tb	slg%	bb	hbp	so	gdp	ob%	sf	sh	sb-att	po	a	e	fld%
2021	.000	1-0	1	0	0	0	0	0	0	0	.000	0	0	1	0	.000	0	0	0-0	0	0	0	.000
TOTAL	.000	1-0	1	0	0	0	0	0	0	0	.000	0	0	1	0	.000	0	0	0-0	0	0	0	.000



TEDDY MCGRAW
RHP • R/R • 6-2 • 200 • FR.
ONEONTA, N.Y.
ONEONTA HS

- Rated as a top-500 prospect by Perfect Game, as well as the No. 25 recruit from New York.
- Missed his senior season after having Tommy John surgery.
- Three-time all-state honoree in baseball.
- Also earned all-state honors in basketball.
- Was a three-time all-conference recipient in both baseball and basketball.
- In the summer of 2020, McGraw pitched for the Amsterdam Mohawks in the Perfect Game Collegiate Baseball League, where he had a 1-1 record and 4.36 ERA, striking out 18 in 10.1 innings while opponents hit just .194.

Season Highs

Innings: 2.0, vs. Miami (3/12/21)
Strikeouts: 3, vs. Miami (3/12/21)
Hits: 1, vs. Northeastern (2/21/21)
Walks: 1, 2x, vs. Coastal Carolina (2/23/21)
Runs: 0, vs. Coastal Carolina (2/23/21)
ER: 0, 2x, vs. App State (3/30/21)

Career Highs

Same
Same
Same
Same
Same
Same

MCGRAW'S PITCHING GAME-BY-GAME

Date	opp.	w-l	sv	era	ip	h	r	er	bb	so	hbp	pit
2/21	Northeastern	L	0	6.75	1.1	1	2	1	1	1	1	0
2/23	Coastal Carolina	L	0	0.00	0.0	2	0	0	2	0	0	0
2/27	Notre Dame	L	0	27.00	0.2	0	2	2	3	0	0	0
3/12	Miami	L	0	13.50	2.0	3	3	3	1	3	1	11
3/30	App State	W	0	0.00	1.0	0	0	0	2	1	0	0

Year	era	w-l	app	gs	cg	sho	sv	ip	h	r	er	bb	so	2b	3b	hr	bf	bavg	wp	hbp	bk	sfa	sha
2021	10.80	0-0	5	0	0	0/0	0	5.0	6	7	6	8	5	0	0	2	32	.286	2	2	0	1	0
TOTAL	10.80	0-0	5	0	0	0/0	0	5.0	6	7	6	8	5	0	0	2	32	.286	2	2	0	1	0

WAKE FOREST BASEBALL



REESE ROBINSON

RHP • R/R • 6-8 • 250 • R-JR.

DAYTON, OHIO

UNIVERSITY OF CINCINNATI

- Missed the 2020 season while recovering from an offseason arm injury.
- Saw limited action while continuing to recover from injury in 2019, finishing with no record and a 12.15 ERA in seven appearances.
- Threw 2.0 scoreless innings against Quinnipiac (Feb. 24).
- Tossed 1.1 shutout frames at Coastal Carolina (March 6).
- Had a great summer with the Mooresville Spinners, striking out a league-best 34 hitters in 20.2 innings with a 1.30 ERA.
- Spent two years at Cincinnati before transferring to Wake Forest for his redshirt sophomore season.
- In 2018, pitched one scoreless inning at San Diego opening weekend before suffering a season-ending injury.
- Pitched in 15 games his freshman season with one start, finishing with a 1-2 record and 3.86 ERA ...

Season Highs

Innings: 1.0, 2x, vs. App State (3/30/21)
Strikeouts: 2, vs. Notre Dame (2/28/21)
Hits: 1.0, 2x, vs. App State (3/30/21)
Walks: 1, vs. App State (3/30/21)
Runs: 2, 2x, vs. App State (3/30/21)
ER: 0, vs. Notre Dame (2/28/21)

Career Highs

Same
Same
Same
Same
Same
Same

ROBINSON'S PITCHING GAME-BY-GAME

Date	opp.	w-l	sv	era	ip	h	r	er	bb	so	hbp	pit
2/28	Notre Dame	L	0	0.00	1.0	1	2	0	2	2	0	0
3/30	App State	W	0	18.00	10	1	2	2	1	0	0	0

Year	era	w-l	app	gs	cg	sho	sv	ip	h	r	er	bb	so	2b	3b	hr	bf	bavg	wp	hbp	bk	sfa	sha	
2017*	3.86	1-2	15	1	0	0/0	1	30.1	29	13	13	16	17	11	0	0	0	.99	0.000	6	6	2	0	0
2018*	0.00	0-0	0	0	0	0/0	0	1.0	0	0	0	0	2	0	0	0	0	.000	0	0	0	0	0	
2019	12.15	0-0	7	0	0	0/0	0	6.2	9	10	9	7	1	0	0	1	38	.321	1	3	0	0	0	
2021	9.00	0-0	2	0	0	0/0	0	2.0	2	4	2	3	2	0	1	0	13	.250	1	1	0	1	0	
TOTAL	11.42	0-0	9	0	0	0/0	0	8.2	11	14	11	10	3	0	1	1	51	.306	2	4	0	1	0	
All*	5.40	1-2	24	1	0	0/0	1	40.0	40	27	24	26	22	11	1	1	51	1.026	8	10	2	1	0	

* Statistics from prior team/school

WAKE FOREST BASEBALL

RECORD BOOK UPDATES

CAREER RECORDS

200-Hit Club

1. Jon Palmieri	1996-99	338
2. Jake Austin	1989-92	317
3. Ben Ingold	2002-05	281
4. Corey Slavik	1998-01	278
5. Brian Shabosky	1987-90	277
6. Dave Lardieri	1994-97	275
7. Chris Kowalik	1989-92	264
8. Dustin Hood	2006-09	258
9. Warren Sawkiw	1988-90	247
10. Tommy Gregg	1982-85	246
11. Jamie D'Antona	2001-03	243
Mark Melito	1991-95	243
13. Ryan Johnson	2000-03	238
Andrew Riepe	1996-99	238
15. Matt Conway	2010-14	236
16. John Morabito	1985-87	233
17. Ben Danosky	1996-99	231
18. Stuart Fairchild	2015-17	230
19. Pat Blair	2010-13	226
Jason Aquilante	1998-01	226
21. Danny Martz	1998-92	223
22. Danny Borrell	1998-00	215
23. Josh Itzoe	1994-97	213
24. Matt Antonelli	2004-06	212
25. Corey Sullivan	2000-01	205
Evan Ocheltree	2006-09	205
27. Jake Mueller	2016-19	203
-- Bobby Seymour	2018-pr.	184

Ks/9 Inn. (Min. 100 IP) (1955-pres.)

1. Griffin Roberts	2016-18	12.39
2. Jared Shuster	2018-pr.	11.85
3. Antonio Menendez	2018-pr.	11.23
4. Erik Hanson	1984-86	10.73
5. Ryan Cusick	2019-pr.	10.02
6. Ben Hunter	2006-08	9.51
7. Dave Bush	1999-02	9.46
8. Bret Wagner	1992-94	9.31
9. Mark Seaver	1995-96	9.12
10. Parker Dunshee	2014-17	9.10

GAME RECORDS

Runs Batted In

1. Chris Lanzilli, vs. BC	3/17/19	10
2. Gavin Sheets, vs. USC	2/24/17	9
Warren Sawkiw vs. ETSU	3/22/90	9
Paul Reinish vs. Radford	4/24/89	9
5. Danny Borrell vs. Liberty	5/13/99	8
Billy Masse vs. Liberty	3/25/88	8
Bill Merrifield vs. Wingate	4/13/82	8

SEASON RECORDS

Runs Batted In

1. Jon Palmieri	1999	94
2. Bobby Seymour	2019	92
3. Gavin Sheets	2017	84
4. Jamie D'Antona	2002	83
5. Jamie D'Antona	2003	82
6. Jon Palmieri	1998	78
7. Ryan Johnson	2002	77
Jamie D'Antona	2001	77
Billy Masse	1988	77
10. Danny Borrell	1999	73
Jake Austin	1990	73

Appearances

1. Dave Bush	2001	41
2. Dave Bush	2002	40
3. Donnie Sellers	2016	36
Dave Bush	2000	36
5. Chris Farish	2016	35
6. Antonio Menendez	2019	34
Josh Ellis	2007	34
8. Tyler Witt	2018	33
Ben Hunter	2006	33
Eric Niesen	2005	33
Kyle Young	2005	33
Adam Hanson	2002	33
Buddy Jenkins	1991	33
Frank Humber	1989	33

Saves (Season)

1. Dave Bush	2001	16
2. Ben Hunter	2006	14
Buddy Jenkins	1991	14
4. Dave Bush	2002	13
5. Michael Dimock	2012	12
Frank Humber	1989	12
7. Aaron Fossas	2014	10
Bret Wagner	1993	10
9. William Fleming	2019	9
Will Craig	2016	9
Josh Ellis	2007	9

Strikeouts/9 Inn. (Min. 20 IP; 1954-pr.)

1. Ryan Cusick	2020	17.32
2. Jared Shuster	2020	14.70
3. Griffin Roberts	2017	13.50
4. Josh Ellis	2007	12.79
5. Jared Shuster	2019	12.44
6. Griffin Roberts	2018	12.10
7. Ben Tench	1958	12.08
8. Morgan McSweeney	2017	12.00
9. Antonio Menendez	2019	11.87
10. Ben Hunter	2006	11.45
-- Buddy Jenkins	1987	11.44
-- Erik Hanson	1984	11.40

Team Strikeouts/9 Inn. (Min. 200 IP)

2020 (141 IP)	11.74
1. 2018	9.27
2. 2019	8.93
3. 2017	8.91
4. 1961	7.76
5. 2002	7.65

FRESHMAN RECORDS

Home Runs

1. Jamie D'Antona	2001	17
2. Allan Dykstra	2006	15
Anthony Maisano	1986	15
4. Pat Malloy	1996	14
Kevin Bunn	1981	14
6. Carlos Lopez	2009	12
7. Jake Austin	1989	11
8. Brendan Tinsman	2019	10
9. Chris Lanzilli	2018	9
DJ Poteet	2018	9
Johnny Koons	1986	9

Bases on Balls

1. Allan Dykstra	2006	51
2. Eddie Avila	1981	46
3. DJ Poteet	2018	36
4. Sean Gallaher	1986	34
5. Chris Getz	2003	33
6. Matt Antonelli	2004	32
7. Tommy Gregg	1982	31
8. Michael Turconi	2019	30
Justin Yurchak	2015	30
Warren Sawkiw	1988	30

Victories

1. Kyle Sleeth	2001	10
2. Ryan Cusick	2019	7
Ben Clayton	2000	7
Frank Humber	1986	7
Brick Smith	1978	7
6. Tim Morley	2002	6
Brian Bach	2002	6
Mike MacDougal	1997	6
Mark Seaver	1995	6
Mike Buddie	1990	6
Scott Austin	1976	6

Strikeouts

1. Mark Seaver	1995	97
2. Mike MacDougal	1997	85
3. Tim Morley	2002	71
4. Ben Clayton	2000	66
5. Frank Humber	1986	60
6. Kyle Sleeth	2001	56
Mike Buddie	1990	56
8. Ryan Cusick	2019	55
Brad Kledzik	2006	55
Eric Niesen	2005	55

WAKE FOREST BASEBALL

WAKE FOREST'S RECORD WHEN...

SUMMARY

Overall	9-9
at David F. Couch Ballpark	6-6
on the Road	3-3
at Neutral Sites	0-0
Day Games	4-4
Night Games	5-5
Midweek Games	3-1
Weekend Games	6-8
1-Run Games	1-1
2-Run Games	5-2
3-4 Run Games	2-2
Scoring 0-2 Runs	0-6
Scoring 3-5 Runs	2-2
Scoring 6-9 Runs	4-0
Scoring 10+ Runs	3-1
Opponent 0-2 Runs	4-1
Opponent 3-5 Runs	2-2
Opponent 6-9 Runs	3-2
Opponent 10+ Runs	1-3
Scored in 1st Inning	6-0
Opp. Scored in 1st Inning	3-5
Scores First	7-1
Opp. Scores First	2-8
Walk-Offs	0-0
1-3 Hits	0-2
4-6 Hits	1-4
7-9 Hits	3-2
10+ Hits	5-1
20+ Hits	0-0
Out-Hit Opponent	8-4
Out-Hit by Opponent	1-5
Hits are tied	0-1
Made 0 errors	4-0
Made 1 error	3-5
Made 2+ errors	2-4
Opp. made 0 errors	4-4
Opp. made 1 error	5-4
Opp. made 2+ errors	0-1
Wake starter gets decision	4-4
Bullpen gets decision	5-5
Hit 0 Home Runs	2-6
Hit 1 Home Run	1-1
Hit 2+ Home Runs	6-2
Opponent Hit 0 HRs	5-2
Opponent Hit 1 HR	0-3
Opponent Hit 2+ HRs	3-3
Leading after 6 innings	6-2
Trailing after 6 innings	2-7
Tied after 6 innings	1-0
Leading after 7 innings	7-0
Trailing after 7 innings	0-9
Tied after 7 innings	2-0
Leading after 8 innings	9-1
Trailing after 8 innings	0-8
Tied after 8 innings	0-0
vs. LHP Starters	2-3
vs. RHP Starters	7-6
In Extra Innings	0-1
vs. Non-Conference	5-2
Non-Conference Home	4-2
Non-Conference Away	1-0
Non-Conference Neutral	0-0
ACC Home	2-4
ACC Away	2-3

vs. ACC

Overall	4-7
Boston College	0-0
Clemson	0-0
Duke	0-0
Florida State	2-1
Georgia Tech	1-2
Louisville	0-0
Miami	0-2
North Carolina	0-0
Notre Dame	1-2
NC State	0-0
Virginia	0-0
Virginia Tech	0-0

VS. RANKED OPPONENTS

vs. Ranked Opponents	3-5
vs. Top 10 Opponents	0-2
vs. Unranked Teams	6-4
Rankings reflected at time played	

DAYS OF THE WEEK

Monday	0-0
Tuesday	3-1
Wednesday	0-0
Thursday	0-0
Friday	2-2
Saturday	3-3
Sunday	1-3

MONTHS

February	3-4
March	6-6
April	0-0
May	0-0
June	0-0

UNIFORMS

Black Jersey	4-3
Camo Jersey	0-0
Gold Jersey	0-1
Grey Jersey	1-2
Green Jersey	0-0
Pinstripe Jersey	3-0
White Jersey	1-3
All Black Hat	6-7
Black Hat/Gold Bill	2-2
Camo Hat	0-0

MISCELLANEOUS

TV Games	8-9
ACC Network Games	2-0
ACCNX Games	6-9
ESPN+ Games	0-0
RSN Games	0-0
ESPN2	0-0
Games on Turf	6-6
Games on Grass	2-3
Longest Win Streak	3
Longest Losing Streak	3
Last 5 Games	4-1
Last 10 Games	6-4
vs. Teams .500 or Better	5-6
vs. Team below .500	4-3
Below 40 degrees	2-0
40-49 degrees	0-1
50-59 degrees	3-5
60-69 degrees	1-2
70-79 degrees	1-2
80+ degrees	2-1

HITTING

Bennett Records Hit	5-2
Bennett Multi-Hit Game	3-1
Bennett Hits HR	1-0
Brechbuhl Records Hit	0-0
Brechbuhl Multi-Hit Game	0-0
Brechbuhl Hits HR	0-0
Broderick Records Hit	2-1
Broderick Multi-Hit Game	0-0
Broderick Hits HR	0-0
Cecere Records Hit	4-1
Cecere Multi-Hit Game	0-0
Cecere Hits HR	2-0
Costello Records Hit	5-5
Costello Multi-Hit Game	4-2
Costello Hits HR	2-0
Crum Records Hit	1-0
Crum Multi-Hit Game	0-0
Crum Hits HR	0-0
Kendall Records Hit	0-0
Kendall Multi-Hit Game	0-0
Kendall Hits HR	0-0
Lanzilli Records Hit	7-5
Lanzilli Multi-Hit Game	4-3
Lanzilli Hits HR	1-2
Ludowig Records Hit	6-0
Ludowig Multi-Hit Game	3-0
Lodowig Hits HR	1-0
Marmo Records Hit	0-0
Marmo Multi-Hit Game	0-0
Marmo Hits HR	0-0
McNamee Records Hit	1-2
McName Multi-Hit Game	0-1
McNamee Hits HR	1-0
Muntz Records Hit	7-2
Muntz Multi-Hit Game	0-0
Muntz Hits HR	3-0
Petosa Records Hit	0-0
Petosa Multi-Hit Game	0-0
Petosa Hits HR	0-0
Pilat Records Hit	1-1
Pilat Multi-Hit Game	0-0
Pilat Hits HR	0-0
Reinisch Records Hit	0-0
Reinisch Multi-Hit Game	0-0
Reinisch Hits HR	0-0
Seymour Records Hit	5-5
Seymour Multi-Hit Game	2-1
Seymour Hits HR	1-1
Stewart Records Hit	0-0
Stewart Multi-Hit Game	0-0
Stewart Hits HR	0-0
Tinsman Records Hit	0-0
Tinsman Multi-Hit Game	0-0
Tinsman Hits HR	0-0
Turconi Records Hit	3-6
Turconi Multi-Hit Game	1-4
Turconi Hits HR	0-0
Wilken Records Hit	8-3
Wilken Multi-Hit Game	5-1
Wilken Hits HR	3-3

PITCHING

Starter goes less than 5	3-3
Starter goes 5+	6-6
When a reliever pitches	8-9
When the starting pitcher is:	
Cusick	3-1
Fleming	2-3
Smith	0-2
Lowder	1-3
Mascolo	3-0

VS. NON-CONFERENCE

Overall	5-2
Northeastern	2-1
Coastal Carolina	0-1
Charlotte	1-0
Elon	1-0
Appalachian State	1-0
Liberty	0-0
Davidson	0-0

WAKE FOREST BASEBALL

SEASON/CAREER STATS



2021 Wake Forest Baseball
Individual Season/Career Summary for Wake Forest (as of Mar 31, 2021)
(All games Sorted by Batting avg)



Record: 9-9 Home: 6-6 Away: 3-3 : 4-7

Player	SEASON													CAREER													
	Avg	G-GS	AB	R	H	2B	3B	HR	RBI	BB	Hbp	SO	Sb-Att	Avg	G-GS	AB	R	H	2B	3B	HR	RBI	BB	Hbp	SO	Sb-Att	
0 Lucas Costello	.310	17-13	58	9	18	2	0	2	12	8	1	22	3-4	.310	17-13	58	9	18	2	0	2	12	8	1	22	3-4	
25 Brock Wilken	.300	18-18	70	15	21	4	0	8	19	7	0	13	0-0	.300	18-18	70	15	21	4	0	8	19	7	0	13	0-0	
6 Michael Turconi	.278	13-13	54	9	15	4	0	0	9	5	1	18	0-0	.293	80-73	300	61	88	12	2	3	45	42	2	71	5-8	
24 Chris Lanzilli	.253	18-18	75	8	19	4	0	4	8	5	0	20	1-3	.306	141-137	540	106	165	41	0	35	120	64	7	134	8-13	
22 Michael Ludowig	.240	14-14	50	7	12	4	0	1	6	7	2	18	1-2	.265	133-119	453	67	120	23	1	5	58	65	4	126	17-21	
11 Shane Muntz	.232	18-18	56	13	13	0	0	3	11	15	4	22	0-0	.273	130-124	428	89	117	19	2	26	87	88	19	139	1-2	
3 Bobby Seymour	.231	18-18	65	8	15	4	0	3	12	15	0	15	0-0	.317	147-145	581	100	184	39	0	20	147	69	3	124	5-5	
5 Pierce Bennett	.231	14-14	52	12	12	3	0	1	7	5	5	13	0-0	.232	19-15	56	14	13	3	0	1	8	8	5	13	0-0	
31 Parker Pilot	.154	7-4	13	3	2	0	0	0	1	2	1	6	0-0	.136	12-6	22	4	3	1	0	0	1	2	1	13	0-0	
12 Adam Cecere	.152	12-10	33	6	5	0	1	2	6	4	1	21	0-0	.194	22-18	62	15	12	1	1	6	18	7	2	31	0-0	
17 Cole McNamee	.147	11-10	34	2	5	1	0	1	1	7	0	15	1-1	.191	40-24	94	14	18	5	0	5	15	17	1	37	1-1	
20 Derek Crum	.111	3-2	9	2	1	0	0	0	0	3	0	4	0-0	.222	19-16	54	9	12	3	0	1	4	6	0	14	2-2	
28 James Broderick	.107	10-9	28	4	3	1	0	0	0	4	0	9	0-0	.107	10-9	28	4	3	1	0	0	0	4	0	9	0-0	
9 Brendan Tinsman	.000	2-1	5	0	0	0	0	0	0	0	1	3	0-0	.265	64-57	215	41	57	13	1	12	50	20	7	90	0-0	
39 Pirmin Brechbuhl	.000	2-0	2	0	0	0	0	0	0	0	0	1	0-0	.000	2-0	2	0	0	0	0	0	0	0	0	1	0-0	
41 Jake Reinisch	.000	1-0	1	0	0	0	0	0	0	0	0	1	0-0	.000	1-0	1	0	0	0	0	0	0	0	0	1	0-0	
15 Brennan Oxford	.000	2-0	0	0	0	0	0	0	0	0	0	0	0-0	.000	2-0	0	0	0	0	0	0	0	0	0	0	0-0	
19 Crawford Wade	.000	1-0	0	0	0	0	0	0	0	0	0	0	0-0	.000	1-0	0	0	0	0	0	0	0	0	0	0	0-0	
14 Carmine Petosa	.000	1-0	0	0	0	0	0	0	0	0	1	0	0-0	.000	1-0	0	0	0	0	0	0	0	0	1	0	0-0	
26 Seth Keener	.000	1-0	0	0	0	0	0	0	0	0	0	0	0-0	.000	1-0	0	0	0	0	0	0	0	0	0	0	0-0	
Totals	.233	18-18	605	98	141	27	1	25	92	87	17	201	6-10														
Opponents	.231	18-18	620	105	143	18	2	21	98	82	16	203	14-18														

(All games Sorted by Earned run avg)

(All games Sorted by Earned run avg)																										
Player	SEASON													CAREER												
	ERA	W-L	App	GS	CG	Sho	Sv	IP	H	R	ER	BB	SO	ERA	W-L	App	GS	CG	Sho	Sv	IP	H	R	ER	BB	SO
33 Ryan Cusick	2.82	1-0	4	4	0	0	0	22.1	16	8	7	12	43	5.06	8-5	27	20	0	0	0	110.1	124	77	62	59	141
38 William Fleming	4.40	2-2	5	5	0	0	0	30.2	25	20	15	11	30	4.69	5-8	52	10	0	0	9	111.1	100	64	58	42	89
4 Rhett Lowder	6.29	0-1	6	4	0	0	0	24.1	33	19	17	7	32	6.29	0-1	6	4	0	0	0	24.1	33	19	17	7	32
36 J.D. Everett	0.00	0-0	1	0	0	0	0	1.0	0	0	0	0	1	0.00	0-0	1	0	0	0	0	1.0	0	0	0	0	1
17 Cole McNamee	1.00	3-0	11	0	0	0	0	9.0	3	2	1	2	12	7.86	4-2	38	2	0	0	0	34.1	36	34	30	23	53
40 Reed Mascolo	2.03	1-1	6	3	0	0	0	13.1	12	7	3	8	12	2.03	1-1	6	3	0	0	0	13.1	12	7	3	8	12
7 Eric Adler	2.08	1-1	9	0	0	0	4	8.2	8	6	2	5	13	1.35	1-1	13	0	0	0	5	13.1	10	9	2	8	18
10 Camden Minacci	2.38	0-0	10	0	0	0	2	11.1	6	4	3	3	12	2.38	0-0	10	0	0	0	2	11.1	6	4	3	3	12
15 Brennan Oxford	4.50	0-0	11	0	0	0	0	12.0	7	8	6	9	14	5.40	0-0	15	0	0	0	0	15.0	8	11	9	11	18
8 Hunter Furtado	5.40	1-2	8	0	0	0	0	8.1	7	5	5	4	9	5.40	1-2	8	0	0	0	0	8.1	7	5	5	4	9
19 Crawford Wade	6.35	0-1	6	0	0	0	0	5.2	7	4	4	3	5	6.35	0-1	6	0	0	0	0	5.2	7	4	4	3	5
21 Shane Smith	6.75	0-1	2	2	0	0	0	5.1	6	7	4	3	10	4.35	2-1	7	2	0	0	1	10.1	7	8	5	4	19
45 Reese Robinson	9.00	0-0	2	0	0	0	0	2.0	2	4	2	3	2	11.42	0-0	9	0	0	0	0	8.2	11	14	11	10	3
42 Teddy McGraw	10.80	0-0	5	0	0	0	0	5.0	6	7	6	8	5	10.80	0-0	5	0	0	0	0	5.0	6	7	6	8	5
26 Seth Keener	12.00	0-0	4	0	0	0	0	3.0	5	4	4	4	3	12.00	0-0	4	0	0	0	0	3.0	5	4	4	4	3
Totals	4.39	9-9	18	18	0	1	6	162.0	143	105	79	82	203													
Opponents	5.04	9-9	18	18	0	2	6	159.0	141	98	89	87	201													

SERIES BREAKDOWN

Series	W-L	Avg.	R	H	HR	XBH	SB-SBA	ERA	SV	BB	K	HRs Allowed	Opp. Avg.
Northeastern	2-1	.312	28	34	4	11	1-2	3.33	1	9	37	2	.282
Notre Dame	1-2	.255	14	25	3	6	1-2	6.33	1	15	42	2	.243
Miami	0-2	.113	3	7	2	5	0-1	8.44	0	10	18	4	.284
Georgia Tech	1-2	.172	8	16	1	3	0-0	3.33	1	7	27	2	.227
Florida State	2-1	.252	21	26	5	7	1-1	5.19	2	19	36	8	.228
Midweek	W-L	Avg.	R	H	HR	XBH	SB-SBA	ERA	SV	BB	K	HRs Allowed	Opp. Avg.
Coastal Carolina	0-1	.163	1	7	0	1	0-0	.999	0	8	20	0	.122
Charlotte	1-0	.241	4	7	1	3	3-3	1.00	1	4	9	0	.129
Elon	1-0	.205	4	7	3	5	1-1	2.00	1	3	11	0	.161
App State	1-0	.353	15	12	6	8	0-0	6.00	0	7	7	1	.226

WAKE FOREST BASEBALL

PHOTO ROSTER



0 Lucas Costello
INF | Fr.



1 Drew Kendall
INF/OF | So.



3 Bobby Seymour
INF | Jr.



4 Rhett Lowder
RHP | Fr.



5 Pierce Bennett
INF | Fr.



6 Michael Turconi
INF | So.



7 Eric Adler
RHP | Fr.



8 Hunter Furtado
LHP | Fr.



9 Brendan Tinsman
C/OF | So.



10 Camdewn Minacci
RHP | Fr.



11 Shane Muntz
C | Jr.



12 Adam Cecere
OF/INF | Fr.



14 Carmine Petosa
INF | Fr.



15 Brennen Oxford
LHP | R-So.



17 Cole McNamee
INF/RHP | Jr.



18 Dane Stewart
OF | Fr.



19 Crawford Wade
LHP | Fr.



20 Derek Crum
OF | Fr.



21 Shane Smith
RHP | R-Fr.



22 Michael Ludowig
OF | Jr.



24 Chris Lanzilli
OF/INF | Jr.



25 Brock Wilken
INF/C | Fr.



26 Seth Keener
RHP | Fr.



27 Antonio Menendez
RHP | Jr.



28 James Broderick
INF | Fr.



30 Andrew Rust
RHP | So.



31 Parker Pilat
INF | Fr.



33 Ryan Cusick
RHP | So.



34 Caleb Marmo
OF | Fr.



35 Will Andrews
RHP | Fr.



36 JD Everett
LHP | Fr.



38 William Fleming
RHP | Jr.



39 Pirmin Brechbuhl
OF/INF | Fr.



40 Reed Mascolo
RHP | Fr.



41 Jake Reinish
INF/OF | Fr.



42 Teddy McGraw
RHP | Fr.



45 Reese Robinson
RHP | R-Sr.

WAKE FOREST BASEBALL

2021 OVERALL STATS



2021 Wake Forest Baseball Overall Statistics for Wake Forest (as of Mar 31, 2021) (All games Sorted by Batting avg)



Record: 9-9 Home: 6-6 Away: 3-3 : 4-7

Player	avg	gp-gs	ab	r	h	2b	3b	hr	rbi	tb	slg%	bb	hp	so	gdp	ob%	sf	sh	sb-att	po	a	e	fld%
0 Lucas Costello	.310	17-13	58	9	18	2	0	2	12	26	.448	8	1	22	0	.403	0	1	3-4	26	0	1	.963
25 Brock Wilken	.300	18-18	70	15	21	4	0	8	19	49	.700	7	0	13	1	.364	0	0	0-0	17	21	5	.884
6 Michael Turconi	.278	13-13	54	9	15	4	0	0	9	19	.352	5	1	18	1	.344	1	0	0-0	8	16	5	.828
24 Chris Lanzilli	.253	18-18	75	8	19	4	0	4	8	35	.467	5	0	20	0	.296	1	0	1-3	29	0	0	1.000
22 Michael Ludowig	.240	14-14	50	7	12	4	0	1	6	19	.380	7	2	18	0	.356	0	0	1-2	23	0	1	.958
11 Shane Muntz	.232	18-18	56	13	13	0	0	3	11	22	.393	15	4	22	2	.427	0	0	0-0	196	10	0	1.000
3 Bobby Seymour	.231	18-18	65	8	15	4	0	3	12	28	.431	15	0	15	0	.375	0	0	0-0	119	10	3	.977
5 Pierce Bennett	.231	14-14	52	12	12	3	0	1	7	18	.346	5	5	13	0	.349	1	0	0-0	21	27	3	.941

31 Parker Pilat	.154	7-4	13	3	2	0	0	0	1	2	.154	2	1	6	0	.294	1	1	0-0	4	9	2	.867
12 Adam Cecere	.152	12-10	33	6	5	0	1	2	6	13	.394	4	1	21	0	.263	0	0	0-0	7	0	0	1.000
17 Cole McNamee	.147	11-10	34	2	5	1	0	1	1	9	.265	7	0	15	0	.293	0	0	1-1	15	1	0	1.000
20 Derek Crum	.111	3-2	9	2	1	0	0	0	0	1	.111	3	0	4	0	.333	0	0	0-0	5	0	0	1.000
28 James Broderick	.107	10-9	28	4	3	1	0	0	0	4	.143	4	0	9	2	.219	0	1	0-0	6	17	2	.920
9 Brendan Tinsman	.000	2-1	5	0	0	0	0	0	0	0	.000	0	1	3	0	.167	0	0	0-0	4	0	0	1.000
39 Pirmin Brechbuhl	.000	2-0	2	0	0	0	0	0	0	0	.000	0	0	1	0	.000	0	0	0-0	1	0	0	1.000
41 Jake Reinisch	.000	1-0	1	0	0	0	0	0	0	0	.000	0	0	1	0	.000	0	0	0-0	0	0	0	.000
15 Brennan Oxford	.000	2-0	0	0	0	0	0	0	0	0	.000	0	0	0	0	.000	0	0	0-0	1	1	0	1.000
26 Seth Keener	.000	1-0	0	0	0	0	0	0	0	0	.000	0	0	0	0	.000	0	0	0-0	0	0	0	.000
19 Crawford Wade	.000	1-0	0	0	0	0	0	0	0	0	.000	0	0	0	0	.000	0	0	0-0	0	1	1	.500
14 Carmine Petosa	.000	1-0	0	0	0	0	0	0	0	0	.000	0	1	0	0	1.000	0	0	0-0	0	0	0	.000
Totals	.233	18	605	98	141	27	1	25	92	245	.405	87	17	201	6	.344	4	3	6-10	486	127	24	.962
Opponents	.231	18	620	105	143	18	2	21	98	228	.368	82	16	203	6	.333	5	7	14-18	477	145	11	.983

LOB - Team (141), Opp (139). DPs turned - Team (9), Opp (8). IBB - Team (5), Seymour, B. 3, Wilken, B. 1, Muntz, S. 1, Opp (3).

(All games Sorted by Earned run avg)

Player	era	w-l	app	gs	cg	sho	sv	ip	h	r	er	bb	so	2b	3b	hr	b/avg	wp	hp	bk	sfa	sha
33 Ryan Cusick	2.82	1-0	4	4	0	0/0	0	22.1	16	8	7	12	43	4	0	2	.198	2	0	0	1	0
38 William Fleming	4.40	2-2	5	5	0	0/1	0	30.2	25	20	15	11	30	2	0	6	.210	1	0	0	0	0
4 Rhett Lowder	6.29	0-1	6	4	0	0/1	0	24.1	33	19	17	7	32	7	0	6	.314	1	2	0	0	0

36 J.D. Everett	0.00	0-0	1	0	0	0/0	0	1.0	0	0	0	0	1	0	0	0	.000	0	1	0	0	0
17 Cole McNamee	1.00	3-0	11	0	0	0/1	0	9.0	3	2	1	2	12	0	0	0	.097	3	1	0	0	0
40 Reed Mascolo	2.03	1-1	6	3	0	0/0	0	13.1	12	7	3	8	12	2	0	1	.245	1	1	1	0	2
7 Eric Adler	2.08	1-1	9	0	0	0/0	4	8.2	8	6	2	5	13	0	0	0	.229	3	0	0	0	0
10 Camden Minacci	2.38	0-0	10	0	0	0/0	2	11.1	6	4	3	3	12	0	1	1	.162	2	2	1	0	3
15 Brennan Oxford	4.50	0-0	11	0	0	0/1	0	12.0	7	8	6	9	14	1	0	1	.171	0	4	0	1	1
8 Hunter Furtado	5.40	1-2	8	0	0	0/0	0	8.1	7	5	5	4	9	0	0	1	.233	3	0	0	0	0
19 Crawford Wade	6.35	0-1	6	0	0	0/0	0	5.2	7	4	4	3	5	1	0	0	.292	2	2	0	0	1
21 Shane Smith	6.75	0-1	2	2	0	0/0	0	5.1	6	7	4	3	10	0	0	0	.273	1	0	0	1	0
45 Reese Robinson	9.00	0-0	2	0	0	0/0	0	2.0	2	4	2	3	2	0	1	0	.250	1	1	0	1	0
42 Teddy McGraw	10.80	0-0	5	0	0	0/0	0	5.0	6	7	6	8	5	0	0	2	.286	2	2	0	1	0
26 Seth Keener	12.00	0-0	4	0	0	0/0	0	3.0	5	4	4	4	3	1	0	1	.357	3	0	1	0	0
Totals	4.39	9-9	18	18	0	1/1	6	162.0	143	105	79	82	203	18	2	21	.231	25	16	3	5	7
Opponents	5.04	9-9	18	18	0	2/2	6	159.0	141	98	89	87	201	27	1	25	.233	13	17	0	4	3

PB - Team (10), Muntz, S. 10, Opp (6). Pickoffs - Team (2), Fleming, W. 1, Lowder, R. 1. SBA/ATT - Muntz, S. (14-18), Adler, E. (3-3), Cusick, R. (2-3), Fleming, W. (2-3), Wade, C. (2-2), Keener, S. (2-2), Oxford, B. (1-2), Mascolo, R. (1-1), Smith, S. (0-1), McNamee, C. (1-1).

WAKE FOREST BASEBALL

2021 CONFERENCE STATS



2021 Wake Forest Baseball Conference statistics for Wake Forest (as of Mar 31, 2021) (games only Sorted by Batting avg)



Record: 4-7 Home: 2-4 Away: 2-3 : 4-7

Player	avg	gp-gs	ab	r	h	2b	3b	hr	rbi	tb	slg%	bb	hp	so	gdp	ob%	sf	sh	sb-att	po	a	e	fld%
24 Chris Lanzilli	.295	11-11	44	4	13	3	0	3	6	25	.568	3	0	12	0	.340	0	0	0-2	18	0	0	1.000
25 Brock Wilken	.275	11-11	40	7	11	2	0	4	12	25	.625	6	0	8	0	.370	0	0	0-0	12	16	3	.903
0 Lucas Costello	.244	11-11	45	4	11	1	0	0	5	12	.267	2	1	17	0	.292	0	1	0-1	16	0	0	1.000
3 Bobby Seymour	.243	11-11	37	5	9	3	0	3	7	21	.568	10	0	11	0	.404	0	0	0-0	67	5	2	.973
6 Michael Turconi	.229	8-8	35	4	8	2	0	0	2	10	.286	0	1	12	1	.250	0	0	0-0	6	14	4	.833
11 Shane Muntz	.161	11-11	31	7	5	0	0	0	3	5	.161	10	2	12	2	.395	0	0	0-0	116	9	0	1.000
5 Pierce Bennett	.148	8-8	27	5	4	1	0	0	3	5	.185	3	3	9	0	.294	1	0	0-0	11	12	2	.920

22 Michael Ludowig	.200	7-7	25	3	5	0	0	0	0	5	.200	1	1	9	0	.259	0	0	1-1	12	0	1	.923
12 Adam Cecere	.176	5-5	17	2	3	0	1	0	1	5	.294	2	0	9	0	.263	0	0	0-0	3	0	0	1.000
17 Cole McNamee	.111	9-8	27	2	3	1	0	1	1	7	.259	5	0	11	0	.250	0	0	0-0	12	0	0	1.000
31 Parker Pilat	.091	4-4	11	1	1	0	0	0	1	1	.091	1	1	5	0	.214	1	1	0-0	4	6	2	.833
28 James Broderick	.091	4-3	11	2	1	0	0	0	0	1	.091	2	0	0	2	.231	0	0	0-0	4	7	1	.917
9 Brendan Tinsman	.000	2-1	5	0	0	0	0	0	0	0	.000	0	1	3	0	.167	0	0	0-0	4	0	0	1.000
39 Pirmin Brechbuhl	.000	1-0	1	0	0	0	0	0	0	0	.000	0	0	0	0	.000	0	0	0-0	0	0	0	.000
19 Crawford Wade	.000	1-0	0	0	0	0	0	0	0	0	.000	0	0	0	0	.000	0	0	0-0	0	0	0	.000
26 Seth Keener	.000	1-0	0	0	0	0	0	0	0	0	.000	0	0	0	0	.000	0	0	0-0	0	0	0	.000
15 Brennan Oxford	.000	1-0	0	0	0	0	0	0	0	0	.000	0	0	0	0	.000	0	0	0-0	1	1	0	1.000
14 Carmine Petosa	.000	1-0	0	0	0	0	0	0	0	0	.000	0	1	0	0	1.000	0	0	0-0	0	0	0	.000
Totals	.208	11	356	46	74	13	1	11	41	122	.343	45	11	118	5	.314	2	2	1-4	288	77	16	.958
Opponents	.242	11	376	71	91	11	1	17	65	155	.412	51	8	123	3	.344	1	3	5-8	291	95	6	.985

LOB - Team (79), Opp (80). DPs turned - Team (6), Opp (7). IBB - Team (4), Seymour, B. 2, Muntz, S. 1, Wilken, B. 1, Opp (3).

(games only Sorted by Earned run avg)

Player	era	w-l	app	gs	cg	sho	sv	ip	h	r	er	bb	so	2b	3b	hr	b/avg	wp	hp	bk	sfa	sha
33 Ryan Cusick	2.20	1-0	3	3	0	0/0	0	16.1	9	5	4	10	34	1	0	2	.155	1	0	0	0	0
38 William Fleming	5.47	1-2	4	4	0	0/0	0	24.2	19	20	15	9	25	2	0	6	.200	1	0	0	0	0
4 Rhett Lowder	8.31	0-1	4	3	0	0/0	0	17.1	30	18	16	7	19	7	0	5	.370	1	2	0	0	0

7 Eric Adler	0.00	0-0	4	0	0	0/0	2	3.2	1	0	0	2	5	0	0	0	.083	0	0	0	0	0
40 Reed Mascolo	0.00	0-0	1	0	0	0/0	0	2.0	1	0	0	0	2	0	0	0	.143	0	0	0	0	0
45 Reese Robinson	0.00	0-0	1	0	0	0/0	0	1.0	1	2	0	2	2	0	0	0	.200	0	0	0	0	0
36 J.D. Everett	0.00	0-0	1	0	0	0/0	0	1.0	0	0	0	0	1	0	0	0	.000	0	1	0	0	0
17 Cole McNamee	2.70	1-0	6	0	0	0/0	0	3.1	3	2	1	1	3	0	0	0	.214	2	0	0	0	0
10 Camden Minacci	3.38	0-0	6	0	0	0/0	1	8.0	5	3	3	3	7	0	1	1	.192	2	1	1	0	2
19 Crawford Wade	5.40	0-1	1	0	0	0/0	0	1.2	2	1	1	1	1	0	0	0	.286	1	2	0	0	0
8 Hunter Furtado	7.94	1-2	6	0	0	0/0	0	5.2	7	5	5	3	7	0	0	1	.318	3	0	0	0	0
15 Brennan Oxford	8.44	0-0	6	0	0	0/0	0	5.1	4	6	5	7	7	0	0	1	.222	0	1	0	1	1
26 Seth Keener	9.00	0-0	2	0	0	0/0	0	1.0	3	1	1	1	2	1	0	0	.500	1	0	1	0	0
21 Shane Smith	11.57	0-1	1	1	0	0/0	0	2.1	3	3	3	1	5	0	0	0	.300	0	0	0	0	0
42 Teddy McGraw	16.88	0-0	2	0	0	0/0	0	2.2	3	5	5	4	3	0	0	1	.250	1	1	0	0	0
Totals	5.53	4-7	11	11	0	0/0	3	96.0	91	71	59	51	123	11	1	17	.242	13	8	2	1	3
Opponents	3.99	7-4	11	11	0	2/2	6	97.0	74	46	43	45	118	13	1	11	.208	10	11	0	2	2

PB - Team (4), Muntz, S. 4, Opp (4). Pickoffs - Team (1), Lowder, R. 1. SBA/ATT - Muntz, S. (5-8), Cusick, R. (2-3), Fleming, W. (2-3), Oxford, B. (0-1), Adler, E. (1-1).