



WAKE FOREST BASEBALL

GAME NOTES




MARCH 6-8, 2020 | WINSTON-SALEM, N.C. | COUCH BALLPARK | ACCNX



WAKE FOREST DEMON DEACONS

Record: 8-5 | ACC: 0-0

Head Coach: Tom Walter
Season: 11th
Home Record: 8-2
Away Record: 0-3
Neutral Record: 0-0
National Rank: RV (Coaches, NCBWA)
Runs Scored/Game: 6.9
Runs Allowed/Game: 4.6



LOUISVILLE CARDINALS

Record: 9-3 | ACC: 0-0

Head Coach: Dan McDonnell
Season: 14th
Home Record: 8-1
Away Record: 1-2
Neutral Record: 0-0
National Rank: 3 (D1)/6 (Coaches)
Runs Scored/Game: 8.2
Runs Allowed/Game: 4.1

Probable Starters

Friday

WAKE: So. RHP Ryan Cusick (0-1, 3.12)
LOU: Jr. LHP Reid Detmers (2-0, 1.69)

Saturday

WAKE: Jr. LHP Jared Shuster (2-1, 4.74)
LOU: Jr. RHP Bobby Miller (2-0, 2.16)

Sunday

WAKE: Jr. RHP William Fleming (2-1, 3.38)
LOU: Sr. RHP Luke Smith (2-0, 3.12)

SCHEDULE & RESULTS

FEBRUARY

14	SETON HALL	ACCNX	W, 4-3
15	MILWAUKEE		W, 19-3
	MILWAUKEE		L, 6-8
16	ILLINOIS		W, 5-3
18	UNCG	ACCNX	Susp., 6-2
21	at Long Beach St.		L, 2-6
22	at Long Beach St.		L, 3-7
23	at Long Beach St.		L, 0-6
26	APP STATE		L, 9-11
28	LA SALLE		W, 7-4
29	BROWN		W, 7-4
	BROWN		W, 10-0

MARCH

1	SACRED HEART	ACCNX	W, 9-5
3	SACRED HEART	ACCNX	W, 9-0
6	#3 LOUISVILLE*	ACCNX	6:00
7	#3 LOUISVILLE*	ACCNX	4:00
8	#3 LOUISVILLE*	ACCNX	1:00
11	at Coastal Carolina		6:00
13	CLEMSON*	ACCNX	6:00
14	CLEMSON*	ACCN	3:00
15	CLEMSON*	ACCNX	1:00
17	at Charlotte#		7:00
20	at NC State*	ACCNX	6:30
21	at NC State*	ACCNX	6:30
22	at NC State	ACCNX	1:00
25	HIGH POINT	ACCNX	6:00
27	NORTH CAROLINA*	ACCNX	6:00
28	NORTH CAROLINA*	ACCNX	4:00
29	NORTH CAROLINA*	ACCNX	1:00
31	at Elon		6:00

APRIL

3	at Virginia Tech*	ACCNX	6:00
4	at Virginia Tech*	ACCNX	3:00
5	at Virginia Tech*	ACCN	12:00
7	at Davidson		6:00
9	at Virginia*	ACCNX	6:00
10	at Virginia*	ACCNX	6:00
11	at Virginia*	ACCNX	1:00
14	CHARLOTTE	ACCNX	6:00
15	at App State	ESPN+	5:30
17	FLORIDA STATE*	ACCN	4:00
18	FLORIDA STATE*	ACCN	7:00
19	FLORIDA STATE*	ACCN	12:00
21	COASTAL CAROLINA	ACCNX	6:00
24	at Notre Dame*	ACCNX	6:00
25	at Notre Dame*	ACCNX	3:00
26	at Notre Dame*	ACCNX	1:00
28	at UNCG		6:00
29	vs. Gardner-Webb^		6:00

MAY

5	ELON	ACCNX	6:00
8	DUKE*	ACCNX	6:00
9	DUKE*	ACCNX	4:00
10	DUKE*	RSN	7:00
12	at High Point		6:00
14	at Boston College*	ACCNX	7:00
15	at Boston College*	ACCN	4:00
16	at Boston College*	ACCNX	1:00
19-24	ACC Championship#		

JUNE

29-1	NCAA Regional	Campus Sites
5-8	NCAA Super Regional	Campus Sites
13-24	College World Series	Omaha, Neb.

* - ACC game

- at BB&T Ballpark (Charlotte, N.C.)

^ - at Keeter Stadium (Shelby, N.C.)

All times listed are ET

WAKE FOREST VS. NO. 3 LOUISVILLE

THE MATCHUP

Wake Forest opens ACC play this weekend, playing host to preseason favorite and No. 3-ranked Louisville on ACCNX to cap a nine-game homestand.

LAST TIME OUT

- The Demon Deacons earned their fifth-consecutive victory and second shutout of the last three games by blanking Sacred Heart on Tuesday, 9-0.
- Wake Forest pitchers Antonio Menendez, Tyler Witt, Cole McNamee, Shane Smith and Brennen Oxford combined to throw a one-hitter, retiring the last 20 batters of the game.
- Offensively, Derek Crum was 2-for-3 with a double and his first-career homer, while DJ Poteet added his first longball of the season in a five-run second inning.

WAKE FOREST STORYLINES

- Wake Forest returns seven starters from one of the top offenses in the country. The Demon Deacons led the ACC in scoring last year with 7.8 runs per game.
- The Demon Deacons feature a trio of preseason All-Americans. Bobby Seymour was the ACC Player of the Year a season ago, while Chris Lanzilli is also a returning All-American. Shane Muntz was recognized by the NCBWA as a second team preseason All-American at DH.
- Compared to this point in the 2019 season, the Deacs have taken a leap forward statistically across the board. The Deacs have improved the team average (.277 to .295), home runs (12 to 19), fielding percentage (.960 to .977), ERA (5.09 to 3.55), opponent average (.251 to .208) and walks allowed per game (4.7 to 3.6).

OPPONENT & SERIES HISTORY

- Wake Forest is 3-14 all-time against the Cardinals, who have won four straight in the series. However, the Deacs won the last series in Winston-Salem in 2018, two games to one.
- The Cardinals have earned eight-straight wins following a 1-3 start to the season. Reigning ACC Pitcher of the Year Reid Detmers anchors the pitching staff after going 13-4 with a 2.78 ERA and 167 strikeouts last year.
- Louisville is batting .324 as a team, 100 points higher than its opponents. Henry Davis is leading the way with a .394 average.

ON DECK

- The Demon Deacons hit the road Wednesday, traveling to Coastal Carolina for a 6 p.m. first pitch.

WHAT'S INSIDE

Wake Forest Notes	1-2	Deacs in the Pros	8
Quick Facts	2	Home Run Breakdown/National Rankings	9
Roster	3	Hitter Profiles (Numerical Order)	10-14
Coaching Staff	4	Pitcher Profiles (Numerical Order)	14-21
Streaks	5	Record Book Updates	22
David F. Couch Ballpark	5	Wake's Record When...	23
ACC Standings	6	Game-by-Game Summary	24
This Date in History	6	Season/Career Stats & Series Breakdown	25
Stat Rankings/Big Innings	6	Series History	26
The Last Time...	7	Season Stats	27
Games by Position	8	Photo/TV Roster	28

#GODEACS

WAKE FOREST BASEBALL

QUICK FACTS

GENERAL INFORMATION

Name of School	Wake Forest University
City / Zip	Winston-Salem, N.C. / 27109
Founded	1834
Enrollment	5,287 (Undergraduate)
Nickname	Demon Deacons
School Colors	Old Gold & Black
Home Facility	David F. Couch Ballpark (3,823)
Surface	FieldTurf
Dimensions	LF-310, LC-370, CF-400, RC-367, RF-300
Affiliation	NCAA Division I
Conference	Atlantic Coast Conference
President	Dr. Nathan O. Hatch
Athletic Director	John Currie
Athletic Department Phone	(336) 758-5616
Ticket Office Phone	(336) 758-3322

PROGRAM HISTORY

First Year of Baseball	1891
All-Time Head Coaches	25
Overall All-Time Record	2,277-1,736-30 (.567)
All-Time ACC Record	584-719-4 (.448)
ACC Championships	6
	(1962, 1963, 1977, 1998, 1999, 2001)
CWS Appearances	2 (1949, 1955)
NCAA Championships	1 (1955)
NCAA Tournament Appearances	14
	(1949, 1950, 1955, 1961, 1962, 1977, 1998, 1999, 2000, 2001, 2002, 2007, 2016, 2017)
All-Americans	33
Winning Seasons	74 (last 2019)
30+ Win Seasons	24 (last 2019)
40+ Win Seasons	6 (last 2017)

COACHING STAFF

Head Coach	Tom Walter (Georgetown, '91)
Record at WFU	303-281 (.519) (11th year)
ACC Record	131-168 (.438)
Career Record	731-612 (.544) (24th year)
Best Time to Reach Coach	Contact SID
Associate Head Coach/Hitting	Bill Cileto (11th year, Siena, '03)
Assistant Coach/Pitching	John Hendricks (2nd year, Wake Forest, '00)
Volunteer Assistant Coach	Joey Hammond (6th year, Charlotte, '98)

TEAM INFORMATION

2019 Overall Record	31-26
Home	19-10
Away	9-15
Neutral	3-1
2019 ACC Record	14-16/t9th (5th, Atlantic)
Home	8-7
Away	6-9
Letterman Returning/Lost	21/8
Starters Returning/Lost	7/3
Starting Pitchers Returning/Lost	2/2
Newcomers	11

PRESEASON HYPE

- A trio of Wake Forest juniors earned preseason All-America honors heading into 2020: Chris Lanzilli, Shane Muntz, and Bobby Seymour.
- That group also made up the heart of Wake Forest's lineup last year, hitting back-to-back-to-back, third, fourth and fifth.
- The trio combined for 45 doubles, 39 home runs and 199 RBIs.
- Those three are joined by William Fleming, Michael Ludwig and Jared Shuster as six of D1Baseball's top 50 prospects in the 2020 MLB Draft.

A HISTORIC SEASON

- Last year, Bobby Seymour put together an unprecedented RBI pace, knocking in an NCAA-best 92 runs in 57 games, also leading the ACC with a .377 average.
- That RBI total was the most in NCAA Division I since Buster Posey totaled 93 for Florida State in 2008. It was also two off Jon Palmeiri's 1999 program record of 94.
- He had 1+ RBI in 40 games, 2+ RBIs in 23 games, and 4+ RBIs in eight games.
- Seymour became the seventh ACC Player of the Year in program history. He joined Kenny Baker (1977), Brick Smith (1981), Bill Merrifield (1982, 83), Jamie D'Antona (2003) and Will Craig (2015).

WHAT THEY'RE SAYING

- "I'm not shy about saying this, I think four of the last six years we were good enough offensively, good enough positionally to go to Omaha. In 2017 we were maybe good enough to go to Omaha on the mound... we feel like as soon as we get our staff to where we're good enough on the mound to go to Omaha...it won't be if we make a regional, it'll be if we're going to host a super regional. And that's where you want to get your program, and that's largely dependent on pitching." - head coach Tom Walter in the Winston-Salem Journal, Feb. 4.
- "I'm more of a movement coach: how the delivery looks, what the body looks like, the kind of stuff that works real well with the pitching lab. A lot of the stuff that I wanted to work on, really tough to do in-season. You kind of need to be able to go backwards a step in September to be three steps ahead in October, November." - pitching coach John Hendricks in the Winston-Salem Journal, Feb. 4.
- "I'm just overall impressed with the facility. You look at the field, it's gorgeous. You go to the clubhouse, it's beautiful. The food room that they have, it looks like they have a study hall place for them where they get to do their academics — it's just conducive to being successful...I think [MLB] teams are taking notice of things like what they have at Wake Forest, the labs, and are considering putting one in themselves." - Philadelphia Phillies manager Joe Girardi in the Winston-Salem Journal, Feb. 7.

WALTER CLIMBING THE CHARTS

- Last year, Wake Forest head coach Tom Walter surpassed Marvin Crater for second-most victories in program history and now has 303, winning No. 300 against Brown on Feb. 29. Walter also claimed his 700th career win against Furman on March 3, 2019.
- George Greer (1988-04) leads with 608 victories, and Marvin Crater (1976-87) is third all-time with 272.

BACK FOR MORE

- Wake Forest is returning seven players who started more than 35 games offensively. The Deacs return

large percentages of 2019 production:

- 63 of 77 home runs (81.8 percent)
- 328 of 417 RBIs (78.7 percent)
- 415 of 590 hits (70.3 percent)
- The Deacs are replacing Colin Peluse and Morgan McSweeney from the weekend rotation, but still have an abundance of pitching back, as well. From 2019, the Deacs return:
 - 24 of 31 wins (77.4 percent)
 - 365 of 503 strikeouts (72.3 percent)
 - 358.2 of 507.0 innings (70.7 percent)

ACC PRESEASON POLL

- Wake Forest was picked to finish tied for fourth in the Atlantic Division in the ACC Baseball Preseason Coaches Poll. Louisville was projected to win the division and overall conference.

Overall Champion

Louisville

Atlantic Division

- Louisville (13) - 97
- Florida State - 79
- NC State - 68
- Wake Forest - 52
- Clemson (1) - 52
- Boston College - 27
- Notre Dame - 17

Coastal Division


- Miami (12) - 93
- North Carolina (1) - 68
- Georgia Tech (1) - 66
- Duke - 65
- Virginia - 55
- Virginia Tech - 24
- Pitt - 18

DRAFTED DEACS

- Wake Forest had five players selected in the 2019 MLB Draft, as well as one signee.
 - Rd. - Name, Pos., Yr. - Team (Overall Pick)
 - 9 - Colin Peluse, RHP - Athletics (284)
 - 13 - Blake Loubier (signee), RHP - Red Sox (407)
 - 14 - Patrick Frick, INF - Mariners (426)
 - 17 - Morgan McSweeney, RHP - Orioles (498)
 - 34 - Carter Bach, LHP - Rays (1028)
 - 39 - Chris Lanzilli, OF - Giants (1116)
- Peluse, Loubier, Frick, McSweeney and Bach all signed contracts and began their pro careers.
- Lanzilli did not sign and is now a junior at Wake.

GAMEDAY COVERAGE

Television

ACCNX
PBP: James Travis/Stam Cotten 
Color: Lary Sorensen

Live Stats

WakeForestStats.com

Twitter

Live updates, stats and more
@WakeBaseball



Facebook

Photos and news
Wake Forest Baseball



Instagram

Photos and videos
@WakeBaseball



GoDeacs.com

Complete coverage of WF Athletics

COMMUNICATIONS

Jay Garneau

Associate Director of Athletic Communications

Cell: (630) 290-2408 | Office: (336) 758-3229

Email: garneajp@wfu.edu

WAKE FOREST BASEBALL

ROSTER BREAKDOWN

BY CLASS

Seniors/Graduate Students (8)

Casstevens (GS), Dee, Hearn (GS), Long, Mascolo, Myers (GS), Simoneit (GS), Witt (GS)

Juniors (10)

Fleming, Lanzilli, Ludowig, McNamee, Menendez, Muntz, Poteet, Robinson (RS), Seymour, Shuster

Sophomores (5)

Cusick, Kendall, Rust, Tinsman, Turconi

Freshmen (11)

Adler, Bennett, Cecere, Crum, Meany, Merrifield (RS), Oxford, Pilat, Sleiman Smith (RS), Teel

BY STATE

Florida (6)

Eric Adler (Rockledge)
Derek Crum (Tampa)
Bobby Hearn (Tampa)
Drew Kendall (Boynton Beach)
John Meany (Weston)
Alex Sleiman (Windermere)

North Carolina (5)

Ben Casstevens (Winston-Salem)
William Fleming (Asheville)
Hite Merrifield (Advance)
Riley Myers (Salisbury)
Andrew Rust (New Bern)

Massachusetts (4)

Ryan Cusick (Sudbury)
Chris Lanzilli (Stoneham)
Jared Shuster (New Bedford)
Shane Smith (Danvers)

Pennsylvania (3)

Adam Cecere (Adams Township)
Shane Muntz (Phoenixville)
Michael Turconi (Beaver Falls)

Georgia (2)

Cole McNamee (Alpharetta)
DJ Poteet (Johns Creek)

Virginia (2)

Michael Ludowig (Ashburn)
Antonio Menendez (Herndon)

Texas (2)

Christian Long (Houston)
Austin Teel (College Station)

Arizona (1)

Rhyse Dee (Phoenix)

California (1)

Tyler Witt (Claremont)

Connecticut (1)

Chase Mascolo (Fairfield)

Illinois (1)

William Simoneit (Glen Ellyn)

Indiana (1)

Bobby Seymour (St. John)

Maine (1)

Brendan Tinsman (Cape Elizabeth)

Maryland (1)

Pierce Bennett (Baltimore)

Michigan (1)

Parker Pilat (Rochester Hills)

New Hampshire (1)

Brennen Oxford (Durham)

Ohio (1)

Reese Robinson (Dayton)

NUMERICAL ROSTER

No.	Name	Pos.	B/T	Ht.	Wt.	Yr.	Hometown (Last School)
1	Drew Kendall	OF/INF	L/R	6-4	225	So.	Boynton Beach, Fla. (Park Vista Community HS)
2	Hite Merrifield	OF	R/R	6-2	190	R-Fr.	Advance, N.C. (Davie County HS)
3	Bobby Seymour	INF	L/R	6-4	250	Jr.	St. John, Ind. (Mount Carmel HS)
4	DJ Poteet	OF/INF	L/R	6-4	200	Jr.	Johns Creek, Ga. (Northview HS)
5	Pierce Bennett	INF	R/R	6-1	190	Fr.	Baltimore, Md. (Gilman School)
6	Michael Turconi	INF	L/R	5-11	185	So.	Beaver Falls, Pa. (Blackhawk HS)
7	Eric Adler	RHP	R/R	6-2	185	Fr.	Rockledge, Fla. (Rockledge HS)
8	William Simoneit	C/INF	R/R	6-4	235	Grad.	Glen Ellyn, Ill. (Cornell University)
9	Brendan Tinsman	C/OF	R/R	6-2	220	So.	Cape Elizabeth, Maine (Cape Elizabeth HS)
11	Shane Muntz	C	R/R	6-4	235	Jr.	Phoenixville, Pa. (Malvern Prep)
12	Tyler Witt	LHP	L/L	6-5	215	Grad.	Claremont, Calif. (Claremont HS)
13	Austin Teel	LHP	L/L	5-11	195	Fr.	College Station, Texas (College Station HS)
14	Jared Shuster	LHP	L/L	6-3	210	Jr.	New Bedford, Mass (Tabor Academy)
15	Brennen Oxford	LHP	R/L	6-2	210	R-Fr.	Durham, N.H. (Oyster River HS)
16	Alex Sleiman	C	R/R	5-11	190	Fr.	Windermere, Fla. (Windermere Prep)
17	Cole McNamee	RHP/INF	R/R	6-4	220	Jr.	Alpharetta, Ga. (Blessed Trinity Catholic HS)
18	Adam Cecere	OF/INF	L/R	6-5	235	Fr.	Adams Township, Pa. (Forest Hills HS)
19	Christian Long	OF	R/R	6-1	200	Sr.	Houston, Texas (Westside HS)
20	Derek Crum	OF	L/L	5-11	190	Fr.	Tampa, Fla (Gaither HS)
21	Shane Smith	RHP	R/R	6-4	230	R-Fr.	Danvers, Mass. (The Governor's Academy)
22	Michael Ludowig	OF	L/L	6-1	215	Jr.	Ashburn, Va. (Briar Woods HS)
23	John Meany	C	R/R	6-2	180	Fr.	Weston, Fla. (Pine Crest School)
24	Chris Lanzilli	OF/INF	R/R	6-2	220	Jr.	Stoneham, Mass. (Dexter School)
25	Riley Myers	RHP	R/R	5-10	195	Grad.	Salisbury, N.C. (Catawba College)
27	Antonio Menendez	RHP	R/R	6-4	225	Jr.	Herndon, Va. (Herndon HS)
28	Chase Mascolo	INF	R/R	6-0	200	Sr.	Fairfield, Conn. (Fairfield Prep)
30	Andrew Rust	RHP	R/R	6-3	225	So.	New Bern, N.C. (NC School of Science and Math)
31	Parker Pilat	INF	R/R	6-4	200	Fr.	Rochester Hills, Mich. (Detroit Country Day)
33	Ryan Cusick	RHP	R/R	6-6	225	So.	Sudbury, Mass. (Avon Old Farms School)
34	Bobby Hearn	LHP	L/L	6-1	200	Grad.	Tampa, Fla. (Jesuit HS)
35	Ben Casstevens	RHP	R/R	6-2	205	Grad.	Winston-Salem, N.C. (R.J. Reynolds HS)
38	William Fleming	RHP	R/R	6-6	220	Jr.	Asheville, N.C. (Christ School)
42	Rhyse Dee	RHP	R/R	6-1	250	Sr.	Phoenix, Ariz. (Paradise Valley HS)
45	Reese Robinson	RHP	R/R	6-8	250	R-Jr.	Dayton, Ohio (University of Cincinnati)

COACHING & SUPPORT STAFF

No.	Name	Position	Year	Alma Mater
32	Tom Walter	Head Coach	11th	Georgetown, 1991
37	Bill Cilento	Associate Head Coach/Hitting	11th	Siena, 2003
44	John Hendricks	Assistant Coach/Pitching	2nd	Wake Forest, 2000
29	Joey Hammond	Volunteer Assistant Coach	6th	Charlotte, 1998
10	Danny Barlok	Student Assistant	1st	Holy Cross, 2019
	Jeff Strahm	Athletic Trainer	22nd	Kansas State, 1994
	Mark Seaver	Strength & Conditioning	14th	Wake Forest, 2003
	Christia Fisher	Academic Counselor	10th	North Carolina, 1986
	Jay Garneau	Communications	6th	Ohio Northern, 2012
	Kate Ruley	Nutritionist	4th	Queens University, 1991
	Dr. Brian Waterman	Physician	3rd	Virginia, 2002
	Dr. Kristen Nicholson	Biomechanist	2nd	Clemson, 2010
	Tony Joyce	Equipment	2nd	Canterbury, 2006
	Evan Wise	Pitching Lab Coordinator	1st	Lenoir-Rhyne, 2009

PRONUNCIATION GUIDE

Eric **Adler**.....ADD-lurr
 Danny **Barlok**.....BAR-lock
 Adam **Cecere**.....suh-SEAR-ee
 Bill **Cilento**.....sill-EN-toe
 Derek **Crum**..... Sounds like "crumb"
 Ryan **Cusick**.....CUE-sick
Rhyse Dee..... Reece
 Chris **Lanzilli**.....lan-ZILL-eee
 Michael **Ludowig**.....LUD-wig
 Chase **Mascolo**..... mass-COLE-oh
 Cole **McNamee**.....MAC-nuh-me

John **Meany**.....MEAN-ee
Hite Merrifield..... Height MARE-if-field
 Shane **Muntz**..... Rhymes with "bunts"
 Parker **Pilat**..... Sounds like "pilot"
 DJ **Poteet**.....poe-TEET
 Jared **Shuster**..... SHOE-stir
 William **Simoneit**..... sigh-min-ITE
 Alex **Sleiman**.....SLAY-min
Brendan Tinsman..... BREN-din TINS-min
 Michael **Turconi**..... tur-CONE-eee

WAKE FOREST BASEBALL

WAKE FOREST HEAD COACH TOM WALTER



HEAD COACH | 11TH YEAR | GEORGETOWN, 1991 | COACHES THIRD BASE | WEARS NO. 32

- Head coach Tom Walter is in his 11th season at the helm of Wake Forest baseball. Walter signed a new seven-year contract in 2017, which runs through 2024.
- Walter is one of two active head coaches in the country to lead three different programs to the NCAA Division I Tournament, becoming just the seventh coach all-time to do so. He joins the ranks of Larry Cochell, Augie Garrido, Sunny Golloway, Andy Lopez, Ron Polk and Jack Stallings. Randy Masey accomplished the feat in 2017.
- Players drafted in the top 10 rounds from Wake Forest under Walter include Mac Williamson (2012 - 3rd), Tim Cooney (2012 - 3rd), Will Craig (2016 - 1st), Stuart Fairchild (2017 - 2nd), Gavin Sheets (2017 - 2nd), Parker Dunshee (2017 - 7th), Ben Breazeale (2017 - 7th), Griffin Roberts (2018 - 1st) and Colin Peluse (2019 - 9th). Williamson and Cooney made their MLB debuts in 2015 after being third-round picks in 2012.
- At Wake Forest, Walter has overseen the development of 2016 National Player of the Year Will Craig, ACC Player of the Year Bobby Seymour, All-America selections Craig, Seymour, Nate Mondou, Stuart Fairchild, Gavin Sheets and Chris Lanzilli and a total of 22 All-ACC selections. Wake Forest had nine All-ACC picks in 2017, the most ever.
- Walter also has experience working with USA Baseball, spending time in the summer of 2016 as a manager of the Stars team at the 17U National Team Development

Program.

- Development off the field is equally as important as on the field under Walter. All of the program's seniors have graduated on time for five consecutive years, and the team has raised more than \$100,000 for various charities including the ALS Association, JDRF, and the Vs. Cancer Foundation. The team has had 100 percent roster participation in community service for eight straight years, and also took a service trip to the Dominican Republic in 2012. Walter also selflessly donated a kidney to outfielder Kevin Jordan just days before the 2011 season opener after Jordan was diagnosed with a serious kidney disease and needed a transplant.
- He guided his 2006 team at New Orleans through the aftermath of Hurricane Katrina. The team spent the fall in Las Cruces, New Mexico, then spent time in Mobile, Alabama, and Westwego, Louisiana, before returning to campus in March.
- The Johnstown, Pennsylvania native earned his degree in finance from Georgetown in 1991 and an MBA from George Washington in 1994. Walter started all four seasons for the Hoyas as a catcher and outfielder.
- Walter's son, Chase, is a sophomore on the Georgetown baseball team.

YEAR-BY-YEAR

Yr.	SCHOOL	OVERALL	CONF.	POST.
1997	George Washington	21-33	9-12	
1998	George Washington	33-18	13-12	
1999	George Washington	26-30	10-11	
2000	George Washington	37-21	16-5	
2001	George Washington	38-23	13-9	
2002	George Washington	42-23	17-7	Reg.
2003	George Washington	37-18	12-9	
2004	George Washington	41-18	19-5	
2005	New Orleans	20-39	10-14	
2006	New Orleans	30-28	12-12	
2007	New Orleans	38-26	16-14	Reg.
2008	New Orleans	43-21	18-11	Reg.
2009	New Orleans	22-33	12-18	
2010	Wake Forest	18-37	8-22	
2011	Wake Forest	25-31	15-15	
2012	Wake Forest	33-24	13-17	
2013	Wake Forest	28-27	9-20	
2014	Wake Forest	30-26	15-15	
2015	Wake Forest	27-26	12-18	
2016	Wake Forest	35-27	13-17	Reg.
2017	Wake Forest	43-20	19-11	Super
2018	Wake Forest	25-32	13-17	
2019	Wake Forest	31-26	14-16	
2020	Wake Forest	8-5	0-0	
Career		731-612	308-307	5 Reg.
24th year		.544	.501	1 Super
at George Washington	275-184	109-70	1 Reg.	
8 years	.599	.609		
at New Orleans	153-147	68-69	2 Reg.	
5 years	.510	.496		
at Wake Forest	303-281	131-168	2 Reg.	
11th year	.519	.438	1 Super	

ASSISTANT COACHES



BILL CILENTO
ASSOCIATE HEAD COACH
HITTING COACH
11TH YEAR
SIENA, 2003

- Located in the dugout
- Wears No. 37

Bill Cilentio enters his 11th year at Wake Forest in 2020, after being promoted to Associate Head Coach in January 2019. He works primarily with the Demon hitters and infielders.

In his time as a coach, 61 of his student-athletes have gone on to play professionally, including five big leaguers.

He oversaw the development of National Player of the Year Will Craig, the first-round pick of the Pittsburgh Pirates in 2016. After not making an all-conference team his freshman year, Craig's improvement earned him ACC Player of the Year honors in 2015 and made him a unanimous first team All-American in 2016.

Wake Forest has had 15 hitters earn all-ACC honors the last five seasons. In 2017, Wake Forest became the first Division I school in the nation to surpass 100 home runs in the BBCOR era, leading the nation with 106 blasts and 1.68 longballs per game.

Cilentio has coached with Tom Walter for 12 years, including a pair of seasons at New Orleans. Cilentio was a four-year starter at Siena.

He and his wife, Jen, have three daughters: Brooke, Katie and Megan.



JOHN HENDRICKS
ASSISTANT COACH
PITCHING COACH
2ND YEAR
WAKE FOREST, 2000

- Will make pitching changes and most mound visits
- Wears No. 44

John Hendricks joined the coaching staff at his alma mater in December 2018 and serves as pitching coach.

Hendricks still ranks as the program's all-time leader with 34 career wins and 409.2 innings pitched, and was also the strikeout leader with 312 until 2017. He was inducted into the Wake Forest Sports Hall of Fame in February 2020.

Hendricks spent more than nine years working in the MLB, including the last five seasons with the New York Mets. After two years as the Area Supervisor of the Carolinas, he was promoted to National Pitching Supervisor in 2015. In that role, Hendricks was responsible for evaluating and drafting pitchers nationally.

He has also served as a roving pitching coordinator with the USA Baseball U-18 National Team Program. He has assisted in the player evaluation and roster building process, and also served as an on-field pitching coach and head coach.

Hendricks has worked at the collegiate level. He spent two seasons at Tennessee Wesleyan, serving as an assistant coach, where the team reached the NAIA World Series, and also spent five years at Lenoir Rhyne, starting as a graduate assistant and working his way up to associate head coach.



JOEY HAMMOND
VOLUNTEER ASST. COACH
ASST. HITTING COACH
6TH YEAR
CHARLOTTE, 1998

- Coaches first base
- Wears No. 29

Joey Hammond joined the Wake Forest coaching staff as the volunteer assistant coach and enters his sixth season in 2020. A former professional baseball player for 11 years, Hammond came to Wake Forest after spending five seasons as the head coach of Westchester Country Day School.

Hammond works extensively with the Wake Forest outfielders. Under his watch, Stuart Fairchild was perfect defensively in both 2015 and 2017, earning the 2017 Rawlings Gold Glove Award in the outfield.

The Deacs have become one of the nation's top offenses under Hammond's assistance. Wake Forest became the first Division I school in the nation to surpass 100 home runs in the BBCOR era, leading the nation with 106 blasts in 2017.

Hammond was drafted in the 25th round of the 1998 MLB Draft by the Baltimore Orioles and spent eight seasons with the Orioles and three with the Phillies. He recorded more than 1,000 career hits, playing primarily at the AAA level.

Hammond earned a bachelor's degree from Charlotte and was a standout shortstop from 1996-98. He was First Team All-Conference USA in 1998 after batting .398 with 100 hits.

He and his wife, Rebecca, have three sons: Caleb, Josh and Mason.

WAKE FOREST BASEBALL

THE COUCH

- David F. Couch Ballpark is home to the Demon Deacon baseball team. The Deacons moved in to the facility before the start of the 2009 season after playing the previous 28 seasons on campus at historic Gene Hooks Stadium.
- Formerly known as Ernie Shore Field, the park was home to Winston-Salem's Carolina League minor league team for more than 40 years. Wake Forest purchased the facility after the team, now known as the Winston-Salem Dash, moved in to a new downtown ballpark.
- In February 2016, Wake Forest baseball park was renamed David F. Couch Ballpark in honor of former baseball player David Couch ('84). A longtime supporter of Wake Forest Athletics and the baseball program, Couch made the lead gift toward a new \$12 million facility, which opened in February 2017, and included construction of a new dugout and bullpen, locker room, equipment room, training room, team lounge, nutrition area, and pitching lab.
- The latest phase of the Chris Hurd Player Development Center was made possible, in part, thanks to the generosity of Chris and Nancy Hurd who made the lead gift toward the project. It features a team meeting room, dedicated video room, coaches' offices, a biomechanist's office, a conference room, game day suites, and a baseball heritage area. It was dedicated on Oct. 12, 2018, and the construction wrapped up in January 2019.
- With the completion of the pitching lab inside the Chris Hurd Player Development Center at David F. Couch Ballpark, the state-of-the-art biomechanics lab is used to develop Wake Forest student-athletes and transform the game of baseball. Wake Forest Athletics is partnering with Wake Forest Baptist Health on a historic agreement, which combines the two units to enhance player safety and development. On Wake Forest's side, pitching coach John Hendricks, athletic trainer Jeff Strahm and strength coach Mark Seaver works with Wake Baptist's Dr. Brian Waterman, the team physician specializing in shoulder and elbow care, and biophysicist Dr. Kristen Nicholson.
- Wake Forest players also have access to state-of-the-art technology with the Trackman Pro video system with cameras set up on both the first and third base dugouts, center field and behind home plate. The system allows hitters to view their swings and pitchers their pitching motions following each game, and tracks 27 different data points varying from pitch velocity to spin rate to launch angle.
- Other renovations include:
 - 2020: New FieldTurf DoublePlay Classic surface installed prior to the season.
 - 2015: Visiting clubhouse converted into state-of-the-art weight room facility.
 - 2013: Multi-colored chairback seats replaced with modern all-black seats.
 - 2012: 18' x 24' LED video board installed.
 - 2011: AstroTurf GameDay 3D52H Grass installed, as well as the manual scoreboard in left field.
 - 2010: Indoor hitting facility built beyond left field.
 - 2009: Wake Forest purchased and moved into stadium. It previously belonged to the Winston-Salem Dash since it was built in 1956.

Quick Facts

What's the title?

Stadium: David F. Couch Ballpark

Clubhouse: Chris Hurd Player Development Center

Playing Surface: Gene Hooks Field

Capacity: 3,823

Surface: FieldTurf DoublePlay Classic

Dimensions: LF-310, LC-370, CF-400, RC-367, RF-300



GAMES STARTED STREAKS

	CURRENT	CAREER LONG
Adam Cecere	4	4
Derek Crum	5	5
Chris Lanzilli	83	83
Christian Long	0	17
Michael Ludwig	0	26
Chase Mascolo	0	4
Cole McNamee	0	4
Shane Muntz	27	27
Parker Pilat	0	1
DJ Poteet	15	31
Bobby Seymour	109	109
William Simoneit	2	8
Brendan Tinsman	14	14
Michael Turconi	15	15

HITTING STREAKS

PLAYER	SEASON HIGH	CAREER HIGH	CURRENT
Cecere	3	3	0
Crum	4	4	4
Kendall	1	1	1
Lanzilli	4	11	4
Long	1	5	0
Ludwig	4	8	0
Mascolo	0	3	0
McNamee	1	3	2*
Meany	1	1	1
Merrifield	2	2	2
Muntz	3	12	2
Pilat	1	1	0
Poteet	5	9	5
Seymour	5	13	1
Simoneit	3	3	2
Tinsman	7	7	7
Turconi	7	9	7

REACHED BASE STREAKS

PLAYER	SEASON HIGH	CAREER HIGH	CURRENT
Bennett	1	1	1
Cecere	3	3	0
Crum	4	4	4
Kendall	1	1	1
Lanzilli	8	22	4
Long	2	15	0
Ludwig	5	16	0
Mascolo	1	5	0
McNamee	1	4	4*
Meany	1	1	1
Merrifield	2	2	2
Muntz	8	14	8
Pilat	1	1	0
Poteet	7	19	7
Seymour	6	23	2
Simoneit	9	9	3
Tinsman	7	7	7
Turconi	7	9	7

ERRORLESS STREAKS

PLAYER	SEASON HIGH	CAREER HIGH	CURRENT
Bennett	1	1	1
Cecere	3	3	3
Crum	11	11	11
Kendall	1	6	6*
Lanzilli	7	32	7
Long	3	37	37#
Ludwig	8	20	8
Mascolo	5	8	8*
McNamee	1	9	2*
Merrifield	1	1	1
Muntz	4	10	10#
Poteet	11	103	1
Pilat	4	4	4
Seymour	13	23	22*
Simoneit	4	4	4
Tinsman	6	24	5
Turconi	13	20	20*

#-dating back to 2018 | *-dating back to 2019
starts/hitting/reached base streaks include suspended UNCG game on Feb. 18

WAKE FOREST BASEBALL

ACC AND NATIONAL LEADERS

WAKE FOREST TEAM RANKINGS

Category	#	ACC	National
Home Runs	19	t1	6
Shutouts	2	t5	18
Doubles	32	3	8
Hits	132	3	15
Slugging Pct.	.493	5	18
Fielding Pct.	.977	5	49
Strikeouts/9 Inn.	11.8	6	17
Batting Average	.295	6	36
Walks	59	t7	55
Runs/Game	6.9	8	56
On-Base Pct.	.382	9	72
ERA	3.55	12	90
Stolen Bases	6	13	235

WAKE FOREST PLAYER RANKINGS

Player	Category	#	ACC	National
Adam Cecere	Home Runs	4	t3	28
Ryan Cusick	Strikeouts/9 Inn.	16.62	3	13
	Strikeouts	32	5	9
Chris Lanzilli	Home Runs	4	t3	28
	Total Bases	32	t4	44
Jared Shuster	Strikeouts	30	t6	17
	Strikeouts/9 Inn.	14.21	10	46
William Simoneit	Batting Avg.	.444	4	46
	Slugging Pct.	.750	4	50
	On-Base Pct.	.553	5	47

WAKE FOREST BIG INNINGS*

Date	Opponent	Inn.	Batters	R	H	E	Score
2/15	Milwaukee (1)	4	7	4	2	0	W, 19-3
2/15	Milwaukee (1)	7	11	6	5	0	W, 19-3
2/26	App State	4	8	4	2	0	L, 9-11
2/28	La Salle	8	7	4	4	0	W, 7-4
2/29	Brown	5	7	4	3	0	W, 10-0
3/1	Sacred Heart	2	8	5	5	0	W, 9-5
3/3	Sacred Heart	2	10	5	5	0	W, 9-0

Record with a big inning: 5-1
Record without a big inning: 3-4

OPPONENT BIG INNINGS*

Date	Opponent	Inn.	Batters	R	H	E	Score
2/15	Milwaukee (2)	7	7	4	4	1	L, 6-8
2/21	at LBSU	4	8	4	1	1	L, 2-6
2/22	at LBSU	7	7	4	5	1	L, 3-7
2/26	App State	5	11	6	4	1	L, 9-11

Record when allowing a big inning: 0-4
Record without allowing a big inning: 8-1

ACC STANDINGS

ATLANTIC DIVISION

SCHOOL	CONFERENCE	OVERALL
NC State	0-0 .000 —	12-0 1.000
Notre Dame	0-0 .000 —	7-2 .778
Clemson	0-0 .000 —	9-3 .750
Florida State	0-0 .000 —	9-3 .750
Louisville	0-0 .000 —	9-3 .750
Wake Forest	0-0 .000 —	8-5 .615
Boston College	0-0 .000 —	5-6 .455

COASTAL DIVISION

SCHOOL	CONFERENCE	OVERALL
Pitt	0-0 .000 —	10-2 .833
Duke	0-0 .000 —	10-2 .833
Virginia	0-0 .000 —	10-3 .769
Virginia Tech	0-0 .000 —	8-3 .727
North Carolina	0-0 .000 —	10-4 .714
Miami	0-0 .000 —	8-4 .667
Georgia Tech	0-0 .000 —	7-4 .636

THIS DATE IN HISTORY

March 6

2011 – Tim Cooney struck out 14 batters in a game against Radford. That total is tied for second-most in program history.

March 7

2015 – In a doubleheader split with Virginia Tech, the Deacs hit a grand slam in each game. Will Craig hit one in a loss in game one, then Joey Rodriguez hit one in a 14-5 win in the nightcap.

March 8

2015 – Wake Forest tied its program record with six homers in a series-clinching win over Virginia Tech.

1984 – Tommy Gregg set a program record with five stolen bases in a game against Elon. That mark is still a four-way tie for the record.

TRACKMAN SUPERLATIVES

Exit Velocity

Name	Date	Opp.	Velo	Result
Shane Muntz	2/15	MKE	109.6	1B
Shane Muntz	3/1	SHU	108.6	HR
Shane Muntz	2/22	@LBSU	108.3	HR
Bobby Seymour	2/15	MKE	107.5	1B
Bobby Seymour	2/21	@LBSU	107.4	2B

HR Distances

Name	Date	Opp.	Distance	Loc.
Shane Muntz	2/22	@LBSU	426	CF
Shane Muntz	3/1	SHU	422	LL
DJ Poteet	3/3	SHU	411	RF
Derek Crum	3/3	SHU	395	RC
Brendan Tinsman	3/1	SHU	390	LF

Pitch Velocity

Name	Date	Opp.	Velo	Pitch
Ryan Cusick	2/28	LaS	97.73	4-sm
Jared Shuster	2/15	MKE	95.32	2-sm
William Fleming	2/16	ILL	95.16	4-sm
Cole McNamee	2/18	UNCG	92.65	4-sm
Eric Adler	3/1	SHU	92.60	4-sm

Spin Rate

Name	Date	Opp.	Spin (rpm)	Pitch
Brennen Oxford	2/21	@LBSU	2896	SL
Antonio Menendez	2/26	APP	2770	SL
Eric Adler	2/15	MKE	2712	SL
Ryan Cusick	2/21	@LBSU	2649	FB
Austin Teel	2/15	MKE	2605	CV

Single highest pitch listed for pitchers

*Four or more runs

WAKE FOREST BASEBALL

HONORS & AWARDS

Adam Cecere

- Collegiate Baseball National Player of the Week (3/2)
- One of 15 honorees

Chris Lanzilli

- Preseason All-America
 - NCBWA (first team OF)
 - Collegiate Baseball (first team OF)
 - Perfect Game (first team OF)
 - D1Baseball (second team OF)
- Golden Spikes Award Preseason Watch List

Shane Muntz

- Preseason All-America
 - NCBWA (second team DH)

Bobby Seymour

- Preseason All-America
 - Collegiate Baseball (second team 1B)
 - D1Baseball (second team 1B)
 - Perfect Game (second team DH)
 - NCBWA (third team 1B)
- Golden Spikes Award Preseason Watch List

Baseball America Lists:

Top 2020 MLB Draft prospects (1/31):

168. Jared Shuster
194. Bobby Seymour

Top ACC 2020 MLB Draft prospects (1/28):

19. Jared Shuster

Best ACC pure hitter (1/28):

Bobby Seymour

D1Baseball Lists:

Top College 2020 MLB Draft Prospects (2/13):

69. Jared Shuster
72. Bobby Seymour
95. Shane Muntz
102. William Fleming
174. Chris Lanzilli
190. Michael Ludwig

Top College 2021 MLB Draft Prospects (2/14):

40. Ryan Cusick
140. Brendan Tinsman

Top players at each position (2/5):

3. Bobby Seymour (1B)
8. Chris Lanzilli (OF)
70. Michael Ludwig (OF)
79. Jared Shuster (SP)
94. Ryan Cusick (SP)
96. William Fleming (SP)

Top ACC 2020 MLB Draft prospects (1/29):

17. Jared Shuster
18. Bobby Seymour
21. Shane Muntz
23. William Fleming
38. Chris Lanzilli
42. Michael Ludwig

Top ACC 2021 MLB Draft prospects (1/29):

6. Ryan Cusick
15. Brendan Tinsman
18. Michael Turconi
36. Shane Smith

Top ACC impact freshmen (1/29):

23. Derek Crum
48. Adam Cecere

Perfect Game Lists:

Top Senior MLB Draft prospects (1/13):
36. William Simoneit

Top Junior MLB Draft prospects (1/14):

85. Bobby Seymour
96. Jared Shuster

Top Sophomore MLB Draft prospects (1/15):

63. Ryan Cusick

LAST TIME IT HAPPENED

INDIVIDUAL

Hit for the cycle:..... Danny Borrell vs. Davidson (2/24/00)
Had 4+ hits in a game:..... William Simoneit (4) vs. Sacred Heart (3/1/20)
Had 5+ hits in a game:..... Patrick Frick (5) at Clemson (5/18/19)
Had 6+ hits in a game:..... Ryan Hubbard (7) at Maryland (3/16/03)
Had 7+ hits in a game:..... Ryan Hubbard (7) at Maryland (3/16/03)
Had 5+ RBIs in a game:..... Bobby Seymour (5) vs. Davidson (5/7/19)
Had 6+ RBIs in a game:..... Bobby Seymour (6) at Florida State (4/28/19)
Had 7+ RBIs in a game:..... Bobby Seymour (7) at Pitt (4/13/19)
Had 8+ RBIs in a game:..... Chris Lanzilli (10) vs. Boston College (3/17/19)
Had 9+ RBIs in a game:..... Chris Lanzilli (10) vs. Boston College (3/17/19)
Had 10+ RBIs in a game:..... Chris Lanzilli (10) vs. Boston College (3/17/19)
Had three doubles in a game:..... Chris Lanzilli at Duke (3/23/19)
Hit a grand slam:..... William Simoneit vs. La Salle (2/28/20)
Hit two home runs:..... Adam Cecere vs. Brown (2/29/20)
Hit two home runs (one inning):..... Shane Muntz vs. Sacred Heart (3/1/20)
Hit three home runs:..... Nick DiPonzio vs. Elon - 7th inning (4/4/17)
Hit inside-the-park home run:..... Ben Breazeale at High Point (3/14/17)
Hit pinch-hit home run:..... Kevin Conway vs. Louisville (5/19/16)
Had a walk-off hit:..... Chris Lanzilli (home run) vs. Seton Hall (2/14/20)
Hit a walk-off home run:..... Chris Lanzilli vs. Seton Hall (2/14/20)
Scored 5+ runs:..... Michael Ludwig (5) at Pitt (4/13/19)
Stole 3+ bases:..... Patrick Frick (3) at North Carolina (3/31/18)
Had 4+ walks in a game:..... Shane Muntz (5) at Elon (2/25/19)
Had 5+ walks in a game:..... Shane Muntz (5) at Elon (2/25/19)
Threw a complete game:..... Connor Johnstone at Miami (4/2/17)
Threw a complete game shutout:..... Connor Johnstone at Miami (4/2/17)
Threw consecutive complete games:..... Charlie Mellies vs. Duke, at Boston College (5/10, 5/16/08)
Threw a no-hitter:..... Brian Holmes vs. Marshall (3/4/12)
Threw a one-hitter:..... Menendez (5.0), Witt (1.2), McNamee (1.0), Smith (1.0), Oxford (0.1) vs. Sacred Heart (3/3/20)
Struck out 5+ consecutive batters:..... Jared Shuster (5) at Long Beach State (2/21/20)
Struck out 10+ batters:..... Jared Shuster (10) vs. Brown (2/29/20)
Struck out 11+ batters:..... Ryan Cusick (13) vs. La Salle (2/28/20)
Struck out 12+ batters:..... Ryan Cusick (13) vs. La Salle (2/28/20)
Struck out 13+ batters:..... Ryan Cusick (13) vs. La Salle (2/28/20)
Struck out 14+ batters:..... Tim Cooney (14) vs. Radford (3/6/11)

TEAM

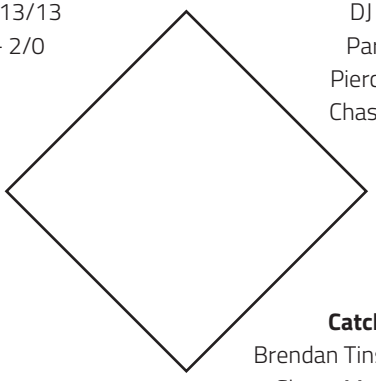
Hit back-to-back home runs:..... Shane Muntz, Michael Ludwig vs. Miami (5/13/19)
Allowed back-to-back home runs:..... Anthony Vilar, Adrian Del Castillo - Miami (5/11/19)
Hit back-to-back-to-back home runs:..... vs. C.W. Post (3/26/91)
Allowed back-to-back-to-back home runs:..... North Carolina (3/31/96)
Hit three HR in 1 inning:..... Seymour, Muntz, Steel vs. Davidson (5/7/19)
Allowed three HR in 1 inning:..... Vilar, Del Castillo, Crosbie - Miami (5/11/19)
Hit 8+ doubles in a game:..... 9, vs. Davidson (4/3/18)
Hit 5+ homers in a game:..... 5, vs. Virginia (5/19/18)
Hit 6+ homers in a game:..... 6, vs. USC (2/24/17)
Walked 10+ times in a game:..... 15, at Florida State (4/28/19)
Walked 15+ times in a game:..... 15, at Florida State (4/28/19)
Struck out 15+ batters:..... 16, vs. La Salle (2/28/20)
Committed 5+ errors in a game:..... 6, vs. Gardner-Webb (2/18/18)
Committed 6+ errors in a game:..... 6, vs. Gardner-Webb (2/18/18)
Had 20 or more hits in a game:..... 20, vs. Milwaukee (2/15/20)
Scored 10 or more runs in an inning:..... 13, 5th inning, vs. Boston College (3/16/19)
Scored 20 or more runs in a game:..... 20, at Pitt (4/13/19)
Allowed 20 or more runs in a game:..... 22, at Texas A&M (6/4/16)
Went to extra innings:..... at Duke - 12 inn. (3/24/19 - 5-4 win)
Played 12+ innings:..... at Duke - 12 inn. (3/24/19 - 5-4 win)
Played 13+ innings:..... vs. Duke - 13 inn. (5/24/18 - 6-2 loss)
Played 14+ innings:..... at North Carolina - 15 inn. (3/30/18, 3-2 loss)
Played 15+ innings:..... at North Carolina - 15 inn. (3/30/18, 3-2 loss)
Played 16+ innings:..... at Boston College - 17 inn. (4/21/07, 4-3 loss)
Shut out an opponent:..... Sacred Heart, 9-0 (3/3/20)
Shut out back-to-back opponents:..... at Boston College, 3-0 (4/13/18), at Boston College, 2-0 (4/13/18)
Shut out by an opponent:..... at Georgia Tech, 7-0 (4/27/18)
Stole 5+ bases:..... 5 (Mueller 3, DiPonzio, Aiello) vs. Georgetown (2/16/18)
Turned a triple play:..... at Boston College - 6th inning (4/20/07)

INNING-BY-INNING SUMMARY

	1	2	3	4	5	6	7	8	9	EX	Total
Wake Forest	9	18	7	13	13	4	10	14	2	--	90
Opponents	7	1	4	7	13	2	13	4	9	--	60

WAKE FOREST BASEBALL

GAMES BY POSITION (PLAYED/STARTED)

Left Field: Michael Ludowig - 11/10 Hite Merrifield - 3/0 Adam Cecere - 2/2 Chris Lanzilli - 2/1 Derek Crum - 1/0 Christian Long - 1/0	Center Field: Derek Crum - 11/10 DJ Poteet - 4/3 Christian Long - 1/0 Michael Ludowig - 1/0 Hite Merrifield - 1/0	Right Field: Chris Lanzilli - 9/7 Brendan Tinsman - 6/6 Christian Long - 2/0 Drew Kendall - 1/0
Designated Hitter: Shane Muntz - 9/9 Adam Cecere - 4/3 Brendan Tinsman - 1/1 Christian Long - 1/0	Shortstop: Michael Turconi - 13/13 Chase Mascolo - 2/0	Second Base: DJ Poteet - 11/8 Parker Pilat - 4/2 Pierce Bennett - 2/1 Chase Mascolo - 2/1
Third Base: William Simoneit - 10/8 Chris Lanzilli - 5/5 Chase Mascolo - 2/0 Cole McNamee - 1/0		First Base: Bobby Seymour - 13/13 Adam Cecere - 2/0 Drew Kendall - 1/0
	Catcher: Brendan Tinsman - 7/6 Shane Muntz - 4/4 William Simoneit - 3/3	

DEACONS IN THE PROS

PLAYER	ORG.	TEAM-LEVEL	Rd. (Yr.) DRAFTED	Pos.	2019 STATS
Johnny Aiello	TOR	Lansing - A	14th ('18)	3B	.258, 8 HR, 18 2B, 32 RBI, 25 BB, 4 SB, .352 OBP
▪ Batted .304 with four homers and six doubles in 23 games in August.					
Carter Bach	TB	Princeton - Rookie	34th ('19)	LHP	0-0, 5.18 ERA, 2 SV, 33.0 IP, 42 H, 19 ER, 20 BB, 25 K
▪ Recorded a 2.03 ERA over his last seven appearances spanning the month of August.					
Ben Breazeale	BAL	Frederick - High A	7th ('17)	C	.213, 9 2B, HR, 24 RBI, 36 BB, .311 OBP
▪ Earned his first promotion to High A on Aug. 21.					
Will Craig	PIT	Indianapolis - AAA	1st ('16)	1B	.249, 23 HR, 23 2B, 78 RBI, 44 BB, 2 SB, .326 OBP
▪ Was added to Pirates' 40-man roster and will be at the big league camp in spring training. Participated in 2019 MLB Futures Game.					
Parker Dunshee	OAK	Las Vegas - AAA	7th ('17)	RHP	6-7, 4.36 ERA, 130.0 IP, 112 H, 63 ER, 48 BB, 124 K
▪ Invited to big league camp at Oakland's spring training. Participated with Team USA at Premier12 (Olympic qualifying), starting twice and recording a 1.59 ERA.					
Stuart Fairchild	CIN	Chattanooga - AA	2nd ('17)	OF	.264, 12 HR, 29 2B, 54 RBI, 44 BB, 6 SB, .352 OBP
▪ Invited to big league camp at Cincinnati's spring training. Named the organization's No. 8 prospect by Baseball America.					
Patrick Frick	SEA	Everett - Short Season A	14th ('19)	INF	.302, 12 2B, 21 RBI, 41 BB, 7 SB, .431 OBP
▪ Named both a midseason and postseason all-star in the Northwest League during his debut season.					
Connor Johnstone	ATL	Gwinnett - AAA	21st ('17)	RHP	7-4, 4.24 ERA, 1 SV, 91.1 IP, 107 H, 43 ER, 27 BB, 57 K
▪ Invited to big league camp at Atlanta's spring training. Enters 2020 with a 3.86 career ERA.					
Garrett Kelly	CHC	Myrtle Beach - High A	FA ('16)	RHP	1-0, 3.00 ERA, 4 SV, 27.0 IP, 18 H, 9 ER, 19 BB, 30 K
▪ Signed with the Cubs last March, then was promoted to both full-season A and High A.					
Morgan McSweeney	BAL	Aberdeen - Short Season A	17th ('19)	RHP	2-0, 1.90 ERA, 23.2 IP, 16 H, 5 ER, 12 BB, 30 K
▪ Signed with the Cubs last March, then was promoted to both full-season A and High A.					
Nate Mondou	OAK	Midland - AA	13th ('16)	2B/3B	.248, 5 HR, 15 2B, 3 3B, 45 RBI, 58 BB, 7 SB, .344 OBP
▪ Is a three-time midseason all-star and was named an Oakland A's organizational all-star in 2018.					
Colin Peluse	OAK	Vermont - Short Season A	9th ('19)	RHP	2-1, 2.25 ERA, 24.0 IP, 21 H, 6 ER, 6 BB, 26 K
▪ Had an impressive start to his pro career before suffering a knee injury. Is healthy heading into 2020.					
Griffin Roberts	STL	Palm Beach - High A	CBA ('18)	RHP	1-7, 6.44 ERA, 65.2 IP, 79 H, 47 ER, 35 BB, 36 K
▪ Delivered an impressive effort in the AFL, where he had a 3.07 ERA, 18/2 K/BB ratio in 14.2 innings. Invited to big league spring training.					
Donnie Sellers	TOR	Dunedin - High A	11th ('17)	RHP	7-3, 3.98 ERA, SV, 92.2 IP, 98 H, 41 ER, 27 BB, 71 K (2018)
▪ Missed 2019 season with an injury. Is healthy heading into 2020.					
Gavin Sheets	CWS	Birmingham - AA	2nd ('17)	1B	.267, 16 HR, 18 2B, 83 RBI, 54 BB, .345 OBP
▪ Invited to big league camp at Chicago's spring training. Named a White Sox organizational all-star after all three of his seasons.					
Bruce Steel	KC	Lexington - A	FA ('19)	INF	.125 (6-48), HR, 2 2B, 3 RBI, 7 BB, .236 OBP
▪ Signed free agent contract on June 22 and spent time in the Arizona League, South Atlantic League and Carolina League.					
Rayne Supple	COL	Boise - Short Season A	13th ('18)	RHP	0-2, 9.72 ERA, 16.2 IP, 23 H, 18 ER, 10 BB, 17 K
▪ Best month last year came in July, when he recorded a 2.79 ERA in nine relief appearances.					
Mac Williamson	WAS	MLB	3rd ('12)	OF	.273, 4 HR, 7 2B, 3B, 15 RBI, 13 BB, .327 OBP (Korea)
▪ Signed a minor-league contract with the Nationals, including an invite to the big-league spring training camp, after ending last year in Korea.					

WAKE FOREST BASEBALL

HOME RUN AND MULTI-HIT GAME BREAKDOWN

PLAYER	TOTAL	MULTI-HIT GAMES				MULTI RBI	HR TOTAL	H	HOME RUN BREAKDOWN					LAST HR
		2	3	4	5+				A/N	SOLO	2	3	GS	
Cecere	3 (3)	3	0	0	0	4 (4)	4 (4)	4 (4)	0 (0)	1 (1)	1 (1)	1 (1)	1 (1)	vs. Brown (2) 2/29/20
Crum	4 (4)	4	0	0	0	1 (1)	1 (1)	1 (1)	0 (0)	0 (0)	1 (1)	0 (0)	0 (0)	vs. Sacred Heart 3/3/20
Lanzilli	5 (44)	4	1	0	0	1 (24)	4 (29)	4 (21)	0 (8)	3 (13)	1 (10)	0 (4)	0 (2)	vs. Brown 2/29/20
Long	0 (8)	0	0	0	0	0 (5)	0 (2)	0 (2)	0 (0)	0 (0)	0 (1)	0 (1)	0 (0)	vs. Virginia 5/19/18
Ludowig	0 (20)	0	0	0	0	0 (11)	0 (4)	0 (2)	0 (2)	0 (2)	0 (1)	0 (1)	0 (0)	vs. Miami 5/13/19
Mascolo	0 (0)	0	0	0	0	0 (0)	0 (1)	0 (0)	0 (1)	0 (1)	0 (0)	0 (0)	0 (0)	at Pitt 4/13/19
McNamee	0 (2)	0	0	0	0	1 (3)	0 (4)	0 (2)	0 (2)	0 (2)	0 (1)	0 (0)	0 (1)	at Charlotte 4/23/19
Muntz	4 (25)	3	1	0	0	1 (18)	3 (22)	2 (12)	1 (10)	3 (11)	0 (8)	0 (2)	0 (1)	vs. Sacred Heart (2) 3/1/20
Poteet	3 (24)	2	1	0	0	3 (17)	1 (15)	1 (13)	0 (2)	0 (8)	0 (3)	1 (3)	0 (1)	vs. Sacred Heart 3/3/20
Seymour	5 (54)	5	0	0	0	3 (34)	1 (17)	1 (11)	0 (6)	0 (6)	1 (7)	0 (3)	0 (1)	vs. La Salle 2/28/20
Simoneit	5 (5)	3	1	1	0	2 (2)	2 (2)	2 (2)	0 (0)	0 (0)	1 (1)	0 (0)	1 (1)	vs. La Salle 2/28/20
Tinsman	6 (15)	5	1	0	0	2 (13)	2 (12)	2 (9)	0 (3)	0 (4)	1 (4)	1 (3)	0 (1)	vs. Sacred Heart 3/1/20
Turconi	5 (15)	5	0	0	0	2 (6)	1 (3)	1 (3)	0 (0)	0 (1)	0 (0)	1 (2)	0 (0)	vs. Milwaukee 2/15/20
Team Totals	40	34	5	1	0	20	19	18	1	7	6	4	2	vs. Sacred Heart (2) 3/3/20
Career totals in parenthesis.														

NATIONAL RANKINGS

Baseball America

Updated 3/2

- Florida
- Texas Tech
- Vanderbilt
- Georgia
- UCLA
- Miami
- Louisville
- Arizona State
- Ole Miss
- Michigan
- Oklahoma
- Mississippi State
- Arkansas
- Florida State
- NC State
- Duke
- Long Beach State
- Tennessee
- UCF
- LSU
- Dallas Baptist
- TCU
- Clemson
- Auburn
- East Carolina

Collegiate Baseball

Updated 3/2

- UCLA
- Florida
- Texas Tech
- Georgia
- Vanderbilt
- Louisville
- NC State
- Ole Miss
- Miami
- Arizona State
- Michigan
- Mississippi State
- Arkansas
- Florida State
- UCF
- Tennessee
- Auburn
- TCU
- Texas
- Texas A&M
- Long Beach State
- LSU
- Alabama
- Pepperdine
- North Carolina
- Duke
- Clemson
- Oklahoma
- Tulane
- UC Santa Barbara

D1Baseball

Updated 3/2

- Florida
- Vanderbilt
- Louisville
- Georgia
- Texas Tech
- UCLA
- Miami
- NC State
- Ole Miss
- Arizona State
- Florida State
- Duke
- Arkansas
- UCF
- Oklahoma
- Michigan
- Long Beach State
- Mississippi State
- Auburn
- Tennessee
- LSU
- TCU
- Tulane
- Pepperdine
- Dallas Baptist

NCBWA

Updated 3/2

- Florida
- Texas Tech
- Georgia
- Vanderbilt
- UCLA
- Louisville
- NC State
- Miami
- Arizona State
- Ole Miss
- Arkansas
- Duke
- Mississippi State
- Florida State
- Oklahoma
- Tennessee
- Michigan
- Auburn
- UCF
- TCU
- LSU
- East Carolina
- Texas A&M
- Long Beach State
- Dallas Baptist
- Alabama
- Clemson
- Texas
- Georgia Tech
- Pepperdine

Perfect Game

Updated 3/2

- Florida
- Louisville
- Vanderbilt
- Texas Tech
- UCLA
- Georgia
- Arizona State
- Duke
- Oklahoma
- Mississippi State
- Miami
- Michigan
- Auburn
- Arkansas
- Ole Miss
- NC State
- Tennessee
- Florida State
- UCF
- TCU
- Clemson
- Long Beach State
- Virginia
- Texas A&M
- Texas

USA Today Coaches

Updated 3/2

- Florida
- UCLA
- Georgia
- Texas Tech
- Vanderbilt
- Louisville
- NC State
- Ole Miss
- Miami
- Arkansas
- Tennessee
- Duke
- Arizona State
- Florida State
- UCF
- Oklahoma
- Auburn
- TCU
- Mississippi State
- Michigan
- Long Beach State
- Texas
- LSU
- Texas A&M
- Alabama

DEACS IN THE RANKINGS

	Baseball America	Collegiate Baseball	D1Baseball	NCBWA	Perfect Game	USA Today Coaches	RPI
Preseason	20	17	18	23	NR	24	no RPI
February 17	20	17	18	21	NR	no poll	37
February 24	NR	NR	NR	RV	NR	no poll	232
March 2	NR	NR	NR	RV	NR	RV	186
March 9							
March 16							
March 23							
March 30							
April 6							
April 13							
April 20							
April 27							
May 4							
May 11							
May 18							

WAKE FOREST BASEBALL



DREW KENDALL
INF/OF ▪ L/R ▪ 6-4 ▪ 220 ▪ SO.
BOYNTON BEACH, FLA.
PARK VISTA COMMUNITY HS

- Recorded a hit in his first collegiate at bat against Sacred Heart last year.
- Expected to serve as backup first baseman in 2020 after spending last season in right field.
- Older brother, Tyler, played baseball at Penn State and started 125 career games.
- Sister, Jaymee, played softball at College of Central Florida.
- Went to the same high school as Trea Turner.

Season Highs					Career Highs																		
Runs:	1, vs. Brown (2/29/20)				1, vs. Sacred Heart (2/15/19)																		
Hits:	1, vs. Brown (2/29/20)				1, 2x																		
RBI:	1, vs. Brown (2/29/20)				Same																		
BB:	1, vs. Milwaukee (2/15/20)				Same																		
SB:																							
2B:	1, vs. Brown (2/29/20)				Same																		
HR:																							
Year	avg	gp-gs	ab	r	h	2b	3b	hr	rbi	tb	slg%	bb	hbp	so	gdp	ob%	sf	sh	sb-att	po	a	e	fld%
2019	.100	7-0	10	1	1	0	0	0	0	1	.100	0	0	7	0	.100	0	0	0-0	2	0	0	1.000
2020	1.000	2-0	1	0	1	1	0	0	1	2	2.000	1	0	0	0	1.000	0	0	0-0	1	0	0	1.000
TOTAL	.182	9-0	11	1	2	1	0	0	1	3	.273	1	0	7	0	.250	0	0	0-0	3	0	0	1.000



HITE MERRIFIELD
OF ▪ R/R ▪ 6-2 ▪ 195 ▪ R-FR.
ADVANCE, N.C.
DAVIE COUNTY HS

- Rated as a top-500 recruit in the class of 2019 by Perfect Game before reclassifying and enrolling at Wake Forest in January 2019, where he redshirted his first season.
- Also played football in high school and was an all-conference defensive back.
- Father, Bill, is Assistant AD, Development at Wake Forest. Bill was a two-time ACC Player of the Year at Wake Forest and was a second-round pick of the California Angels, reaching as high as AAA.
- Brother, Whit, is a member of the Kansas City Royals and was an MLB All-Star in 2019. Whit had a walk-off hit to clinch the 2010 College World Series for South Carolina.
- Mother, Kissy, played tennis at Wake Forest, and sister, Costner, is also a Wake Forest alum.

Season Highs					Career Highs																		
Runs:	1, vs. Sacred Heart (3/3/20)				Same																		
Hits:	1, 2x, last vs. Sacred Heart (3/3/20)				Same																		
RBI:	1, vs. Milwaukee (2/15/20)				Same																		
BB:																							
SB:																							
2B:	1, vs. Milwaukee (2/15/20)				Same																		
HR:																							
Year	avg	gp-gs	ab	r	h	2b	3b	hr	rbi	tb	slg%	bb	hbp	so	gdp	ob%	sf	sh	sb-att	po	a	e	fld%
2020	.500	6-0	4	1	2	1	0	0	1	3	.750	0	0	0	0	.500	0	0	0-0	1	0	1	.500
TOTAL	.500	6-0	4	1	2	1	0	0	1	3	.750	0	0	0	0	.500	0	0	0-0	1	0	1	.500



BOBBY SEYMOUR
INF ▪ L/R ▪ 6-4 ▪ 250 ▪ JR.
ST JOHN, IND.
MOUNT CARMEL HS (ILL.)

- Was named the 2019 ACC Player of the Year and was a Dick Howser Trophy semifinalist.
- Picked as a 2019 All-American by Collegiate Baseball (first team), ABCA (second team), Perfect Game (second team) and D1Baseball (third team).
- Led the country with 92 RBIs in 2019, ranking second in program history and the most in Division I since Buster Posey had 93 in 2008.
- Led the ACC in hitting at .377, 16 points ahead of the next-closest finisher.
- Batted a ridiculous .485 (48-for-99) with runners in scoring position.
- Had games last year with seven RBIs (at Pitt, 4/13), six RBIs (at Florida State, 4/28), five RBIs (Sacred Heart, 2/15; Virginia Tech, 4/6; Davidson, 5/7) and four RBIs (at Duke, 3/23; at Charlotte, 4/23; at Clemson, 5/17).
- Of his 17 career home runs, 14 have come in ACC play.
- Hit a walk-off single in the bottom of the ninth of a victory over High Point (May 15, 2018).
- Was named a Freshman All-American by Collegiate Baseball in 2018.

Season Highs					Career Highs																		
Runs:	2, 2x, last vs. La Salle (2/28/20)				3, 3x, last at Florida State (4/28/19)																		
Hits:	2, 5x, last vs. Brown (2/29/20)				4, 3x, last at Pitt (4/13/19)																		
RBI:	2, 3x, last vs. Brown (2/29/20)				7, at Pitt (4/13/19)																		
BB:	2, vs. Milwaukee (2/15/20)				2, 11x																		
SB:					1, 5x, last at Clemson (5/16/19)																		
2B:	1, 2x, last at LBSU (2/21/20)				2, 2x, last at Florida State (3/28/19)																		
HR:	1, vs. La Salle (2/28/20)				2, vs. Virginia Tech (4/6/19)																		
Year	avg	gp-gs	ab	r	h	2b	3b	hr	rbi	tb	slg%	bb	hbp	so	gdp	ob%	sf	sh	sb-att	po	a	e	fld%
2018	.286	54-52	213	31	61	12	0	7	32	94	.441	18	2	51	3	.342	4	0	2-2	386	30	10	.977
2019	.377	57-57	236	51	89	20	0	9	92	136	.576	26	1	44	2	.439	1	0	3-3	410	39	5	.989
2020	.280	13-13	50	9	14	2	0	1	9	19	.380	7	0	8	2	.362	1	0	0-0	85	6	0	1.000
TOTAL	.329	124-122	499	91	164	34	0	17	133	249	.499	51	3	103	7	.390	6	0	5-5	881	75	15	.985

WAKE FOREST BASEBALL



DJ POTEET

(poe-TEET)

OF/INF • L/R • 6-4 • 200 • JR.

JOHNS CREEK, GA.
NORTHVIEW HS

- Went 94 straight games without committing an error when he played center.
- Over the summer, won PGCBL title with Amsterdam Mohawks by hitting .275 with four doubles, two triples and four homers, including a homer in the championship.
- Burst onto the scene with walk-off homers in each of his first two ACC series as a freshman.
- Turned a 3-2 deficit into a 4-3 win over No. 3 Florida State (March 10, 2018), hitting a walk-off two-run blast to spark a doubleheader sweep.
- Hit another walk-off shot against No. 11 Louisville (March 16, 2018) the next weekend to fuel another series win.
- His nine home runs rank tied for ninth among Wake Forest freshmen all-time, while his 36 walks rank third.
- Competed at the inaugural MLB Prospect Development Pipeline in 2017.
- Mom, Beth, was a swimmer at Georgia.

Season Highs					Career Highs				
Runs:	3, vs. Sacred Heart (3/3/20)				3, 3x				
Hits:	3, vs. Milwaukee (2/15/20)				3, 2x				
RBI:	3, 2x, last vs. Sacred Heart (3/3/20)				4, 2x, last vs. Furman (3/2/19)				
BB:	2, 2x, last vs. Sacred Heart (3/3/20)				3, vs. Elon (2/24/19)				
SB:	1, 2x, last vs. La Salle (2/28/20)				1, 11x				
2B:	1, 3x, last vs. Sacred Heart (3/1/20)				1, 14x				
HR:	1, vs. Sacred Heart (3/3/20)				2, vs. Virginia Tech (4/7/19)				

Year	avg	gp-gs	ab	r	h	2b	3b	hr	rbi	tb	slg%	bb	hbp	so	qdp	ob%	sf	sh	sb-att	po	a	e	fld%
2018	.255	56-55	184	32	47	7	2	9	28	85	.462	36	4	61	3	.385	2	9	5-6	143	4	1	.993
2019	.199	53-47	176	28	35	4	1	5	23	56	.318	28	3	67	2	.317	1	4	4-5	119	1	0	1.000
2020	.250	13-13	48	9	12	3	0	1	10	18	.375	9	0	10	1	.368	0	0	2-3	16	12	2	.933
TOTAL	.230	122-115	408	69	94	14	3	15	61	159	.390	73	7	138	6	.354	3	13	11-14	278	17	3	.990



PIERCE BENNETT

INF • R/R • 6-1 • 185 • FR.

BALTIMORE, MD.
GILMAN SCHOOL

- Drew two walks and scored a pair of runs in his collegiate debut against Milwaukee (Feb. 15).
- Rated by Prep Baseball Report as the No. 15 recruit from the state of Maryland.
- Played at the same high school as Deacon All-American Gavin Sheets (2015-17) under Gavin's father and former big leaguer, coach Larry Sheets.
- Pierce's father, Lawrence, played a year of baseball at James Madison.

Season Highs					Career Highs				
Runs:	2, vs. Milwaukee (2/15/20)				Same				
Hits:									
RBI:									
BB:	2, vs. Milwaukee (2/15/20)				Same				
SB:									
2B:									
HR:									

Year	avg	gp-gs	ab	r	h	2b	3b	hr	rbi	tb	slg%	bb	hbp	so	qdp	ob%	sf	sh	sb-att	po	a	e	fld%
2020	.000	2-1	2	2	0	0	0	0	0	0	.000	2	0	0	0	.500	0	0	0-0	0	1	0	1.000
TOTAL	.000	2-1	2	2	0	0	0	0	0	0	.000	2	0	0	0	.500	0	0	0-0	0	1	0	1.000



MICHAEL TURCONI

(tur-CONE-eee)

INF • L/R • 5-11 • 185 • SO.

BEAVER FALLS, PA.
BLACKHAWK HS

- Made 42 starts as a rookie - 33 at second base, seven at shortstop and two at DH.
- Drew 30 walks for an on-base percentage of .379, tied for the eighth-most walks by a Deacon freshman in program history.
- Reached base in eight straight plate appearances against NC State (Apr. 20) and Charlotte (Apr. 23), going 6-for-6 with a homer and two walks.
- Helped the Amsterdam Mohawks to a PGCBL title in the 2019 summer, batting .284 with a .392 OBP, nine doubles, two triples, two homers, 18 RBIs and eight stolen bases.
- Named the TribLive HSSN Player of the Year as a high school senior after hitting .571 with 24 RBIs, and going 5-1 with a 0.71 ERA and 70 strikeouts in 39.1 innings on the mound.
- Named the Blackhawk County Times Player of the Year as a junior, leading his team in average (.523), doubles (13), and homers (five), also breaking program records with 45 hits and 42 RBIs; also recorded a team-record eight saves with a 0.00 ERA and 23 strikeouts in 14 innings.
- Went to the same high school as Brendan McKay.

Season Highs					Career Highs				
Runs:	2, vs. Milwaukee (2/15/20)				4, vs. Charlotte (3/19/19)				
Hits:	2, 5x, last vs. Sacred Heart (3/3/20)				3, 4x, last at Charlotte (4/23/19)				
RBI:	4, vs. Milwaukee (2/15/20)				Same				
BB:	1, 5x, last vs. Brown (2/29/20)				2, 5x, last vs. Miami (5/11/19)				
SB:	1, vs. App State (2/26/20)				1, 5x				
2B:	1, 3x, last vs. Sacred Heart (3/3/20)				1, 6x				
HR:	1, vs. Milwaukee (2/15/20)				1, 3x				

Year	avg	gp-gs	ab	r	h	2b	3b	hr	rbi	tb	slg%	bb	hbp	so	qdp	ob%	sf	sh	sb-att	po	a	e	fld%
2019	.273	49-42	172	41	47	3	2	2	24	60	.349	30	1	36	2	.379	3	2	4-7	55	87	12	.922
2020	.296	13-13	54	8	16	3	0	1	10	22	.407	5	0	13	1	.356	0	0	1-1	12	15	0	1.000
TOTAL	.279	62-55	226	49	63	6	2	3	34	82	.363	35	1	49	3	.374	3	2	5-8	67	102	12	.934

WAKE FOREST BASEBALL



WILLIAM SIMONEIT

(sigh-min-ITE)

C/INF • R/R • 6-4 • 230 • GRAD.

GLEN ELLYN, ILL.

GLENBARD WEST HS/CORNELL UNIV.

- Burst onto the scene with a big opening weekend, batting .545 with a .688 on-base percentage, totaling two doubles, a homer and three RBIs with six runs scored (Feb. 14-16).
- Pursuing his M.S. in Management at Wake Forest.
- Spent four seasons at Cornell University, redshirting in 2016 due to injury and earning All-Ivy League honors his last three years.
- Trailing 7-3 in the seventh inning against Penn in 2019, Simoneit hit a two-run homer in the bottom of the seventh and a walk-off three-run homer in the ninth to win it for Cornell.
- Ended the 2019 season on an 11-game hitting streak.
- Split time between catcher and third base at Cornell, also seeing action at first base.

* - while at Cornell

Season Highs		Career Highs	
Runs:	2, 3x, last vs. Sacred Heart (3/3/20)	*5, at Towson (4/5/17)	
Hits:	4, vs. Sacred Heart (3/1/20)	*5, at Army (4/3/19)	
RBI:	4, vs. La Salle (2/28/20)	*5, 2x, last vs. Penn (4/28/19)	
BB:	2, 2x, last at LBSU (2/23/20)	2, 6x	
SB:		*2, vs. Brown (4/7/19)	
2B:	2, vs. Sacred Heart (3/3/20)	2, 3x	
HR:	1, 2x, last vs. La Salle (2/28/20)	*2, 2x, last vs. Penn (4/28/19)	

AT CORNELL:	AVG	GP	GS	AB	R	H	2B	3B	HR	RBI	SLG%	BB	HBP	SO	GDP	OB%	SF	SH	SB	PO	A	E	FLD%
2017	.317	24	22	82	16	26	9	0	5	28	.610	7	3	14	1	.391	0	0	1	136	19	1	.994
2018	.308	37	37	143	17	44	8	0	2	27	.406	13	6	23	0	.380	4	0	7	101	79	15	.923
2019	.299	38	37	144	17	43	10	0	6	19	.493	8	5	13	5	.357	0	0	6	200	35	4	.983
Total	.306	99	96	369	50	113	27	0	13	74	.485	28	14	50	6	.373	4	0	14	437	133	20	.966

AT WAKE FOREST:

Year	avg	gp-gs	ab	r	h	2b	3b	hr	rbi	tb	slg%	bb	hbp	so	gdp	ob%	sf	sh	sb-att	po	a	e	fld%
2020	.444	12-11	36	11	16	5	0	2	10	27	.750	7	3	7	1	.553	1	0	0-0	39	18	3	.950
TOTAL	.444	12-11	36	11	16	5	0	2	10	27	.750	7	3	7	1	.553	1	0	0-0	39	18	3	.950



BRENDAN TINSMAN

(BREN-din) (TINS-man)

C • R/R • 6-2 • 220 • SO.

CAPE ELIZABETH, MAINE

CAPE ELIZABETH HS

- Became the first Wake Forest freshman to hit 10 homers in a season in a decade (Carlos Lopez, 2009).
- Of his 39 starts as a freshman, 27 were at catcher, eight at DH and four in right field.
- Hit a two-run triple in ACC Championship pool play win over Florida State (May 21, 2019).
- Named the Gatorade Player of the Year in Maine as a high school senior. Also earned the Winkin Award as the top senior baseball player in Maine.
- Brother, Chris, played baseball at Rhode Island, and sister, Ashley, plays softball at Southern Maine.

Season Highs		Career Highs	
Runs:	2, 2x, last vs. Brown (2/29/20)	3, 2x, last vs. Boston College (3/16/19)	
Hits:	2, 6x, last vs. Sacred Heart (3/1/20)	3, 2x, last vs. Liberty (4/16/19)	
RBI:	4, vs. Milwaukee (2/15/20)	5, vs. High Point (4/9/19)	
BB:	2, vs. Milwaukee (2/15/20)	2, 3x	
SB:			
2B:	1, 4x, last vs. Sacred Heart (3/1/20)	1, 13x	
HR:	1, 2x, last vs. Sacred Heart (3/1/20)	2, vs. High Point (4/9/19)	

Year	avg	gp-gs	ab	r	h	2b	3b	hr	rbi	tb	slg%	bb	hbp	so	gdp	ob%	sf	sh	sb-att	po	a	e	fld%
2019	.265	44-39	155	31	41	9	1	10	41	82	.529	11	4	66	1	.326	2	0	0-0	206	20	3	.987
2020	.372	13-13	43	10	16	4	0	2	8	26	.605	6	2	14	0	.462	1	0	0-0	83	7	1	.989
TOTAL	.288	57-52	198	41	57	13	1	12	49	108	.545	17	6	80	1	.357	3	0	0-0	289	27	4	.988



SHANE MUNTZ

(rhymes with "bunts")

C • R/R • 6-4 • 230 • JR.

PHOENIXVILLE, PA.

MALVERN PREP

- Focusing on hitting only after serving as a two-way player his first two seasons.
- Was named one of 25 candidates for the John Olerud Award last year, given to the top two-way player in the country.
- Finished in the top five in the ACC in both on-base percentage and slugging percentage as a sophomore.
- Hit nine homers in a 12-game span from Apr. 16-May 13, 2019.
- Tied program record with five walks in a game at Elon (Feb. 25, 2019).
- Finished the summer with the North Adams SteepleCats, where he hit .288 with eight doubles, three homers and 14 RBIs in 80 at bats.

Season Highs		Career Highs	
Runs:	3, vs. Sacred Heart (3/1/20)	3, 3x	
Hits:	3, vs. Sacred Heart (3/1/20)	4, at UNCG (4/17/18)	
RBI:	2, vs. Sacred Heart (3/1/20)	5, at Charlotte (4/23/19)	
BB:	3, vs. App State (2/26/20)	5, at Elon (2/25/19)	
SB:		1, vs. Radford (5/8/18)	
2B:	1, vs. Brown (2/29/20)	2, at UNCG (4/17/18)	
HR:	2, vs. Sacred Heart (3/1/20)	2, 4x	

Year	avg	gp-gs	ab	r	h	2b	3b	hr	rbi	tb	slg%	bb	hbp	so	gdp	ob%	sf	sh	sb-att	po	a	e	fld%
2018	.253	49-48	170	26	43	11	0	5	29	69	.406	21	7	44	7	.353	3	0	1-1	94	4	1	.990
2019	.313	45-41	144	38	45	6	2	14	40	97	.674	41	6	53	2	.477	2	0	0-1	1	2	0	1.000
2020	.311	13-13	45	9	14	1	0	3	6	24	.533	8	2	14	0	.436	0	0	0-0	37	5	0	1.000
TOTAL	.284	107-102	359	73	102	18	2	22	75	190	.529	70	15	111	9	.416	5	0	1-2	132	11	1	.993

WAKE FOREST BASEBALL



ADAM CECERE
OF/INF • L/R • 6-5 • 235 • FR.
ADAMS TOWNSHIP, PA.
FOREST HILLS HS

- Went 2-for-3 with a double and two RBIs in his collegiate debut (Feb. 15).
- Hit a pinch-hit, go-ahead grand slam against App State (Feb. 26).
- Drilled three home runs in a doubleheader against Brown (Feb. 29). His efforts over the week earned him the honor as one of 15 National Players of the Week from Collegiate Baseball.
- Rated by both Perfect Game and Prep Baseball Report as a top-20 prospect from the state of Pennsylvania.
- Was a three-sport star, also earning all-state honors in football and basketball.
- Named the conference player of the year in baseball as a senior, surpassing 100 career hits while batting .514. Also earned the honor as a junior when he batted .520.
- Was a four-year starting quarterback, throwing for more than 7,000 yards and 57 touchdowns, also rushing for more than 2,000 yards and 46 scores as he was named all-state three times.
- Played three years of basketball, totaling 843 points and 554 rebounds.
- Father, Ralph, played baseball at Pitt.

Season Highs		Career Highs	
Runs:	2, 2x, last vs. Brown (2/29/20)	Same	
Hits:	2, 3x, last vs. Brown (2/29/20)	Same	
RBI:	4, 2x, last vs. Brown (2/29/20)	Same	
BB:	1, vs. Brown (2/29/20)	Same	
SB:			
2B:	1, vs. Milwaukee (2/15/20)	Same	
HR:	2, vs. Brown (2/29/20)	Same	

Year	avg	gp-gs	ab	r	h	2b	3b	hr	rbi	tb	slg%	bb	hbp	so	gdp	ob%	sf	sh	sb-att	po	a	e	fld%
2020	.333	7-5	21	8	7	1	0	4	12	20	.952	1	0	7	0	.364	0	0	0-0	5	0	0	1.000
TOTAL	.333	7-5	21	8	7	1	0	4	12	20	.952	1	0	7	0	.364	0	0	0-0	5	0	0	1.000



CHRISTIAN LONG
OF • R/R • 6-1 • 195 • SR.
HOUSTON, TEXAS
WESTSIDE HS

- Went 2-for-4 with two doubles and an RBI in his first start of 2019 against Georgetown (Feb. 17).
- Had his best career game in the opener of a doubleheader against Gardner-Webb (Feb. 18, 2017), going 3-for-4 with a double and what proved to be a game-winning three-run homer.
- Has seen action at all three outfield positions, as well as designated hitter and one game behind the plate.
- Father, Sean, played baseball at Army West Point for three years in the 1980s. Brother, Sean Jr., played at Richland Junior College from 2009-11.

Season Highs		Career Highs	
Runs:	3, 2x, last vs. Virginia (5/19/18)		
Hits:	1, vs. Milwaukee (2/15/20)	3, vs. Gardner-Webb (2/18/18)	
RBI:	1, vs. Milwaukee (2/15/20)	3, vs. Gardner-Webb (2/18/18)	
BB:		3, vs. UMass Lowell (3/4/18)	
SB:	1, 2x, last vs. Florida State (3/10/18)		
2B:	2, vs. Georgetown (2/17/19)		
HR:	1, 2x, last vs. Virginia (5/19/18)		

Year	avg	gp-gs	ab	r	h	2b	3b	hr	rbi	tb	slg%	bb	hbp	so	gdp	ob%	sf	sh	sb-att	po	a	e	fld%
2017	.087	14-5	23	1	2	0	0	0	1	2	.087	3	0	11	0	.185	1	0	0-0	4	0	0	1.000
2018	.224	36-30	116	14	26	5	0	2	15	37	.319	18	3	39	0	.341	1	1	2-3	51	3	3	.947
2019	.162	18-5	37	5	6	2	0	0	2	8	.216	2	2	14	1	.244	0	0	0-1	14	1	0	1.000
2020	.125	4-0	8	0	1	0	0	0	1	1	.125	0	0	3	0	.125	0	0	0-0	1	0	0	1.000
TOTAL	.190	72-40	184	20	35	7	0	2	19	48	.261	23	5	67	1	.294	2	1	2-4	70	4	3	.961



DEREK CRUM
OF • L/L • 5-11 • 190 • FR.
TAMPA, FLA.
GAITHER HS

- Made a diving grab which was featured on SportsCenter in his opening day start in center field to keep the game tied at 3-3.
- Rated by Prep Baseball Report as the No. 275 recruit nationally, including No. 38 from the state of Florida.
- Perfect Game picked him as the No. 448 recruit nationally and No. 61 in Florida.
- Was a career .314 hitter in high school with seven doubles, four triples, three homers, 40 RBIs and 45 stolen bases. Also had a 2.62 career ERA on the mound.
- Father, Derek Sr., and uncle, Ricky, played baseball at Tuskegee.
- Uncle, Maurice Crum, played football and baseball at Miami and had an NFL career, and is in Miami's hall of fame.
- Cousin, Maurice III, played football at Notre Dame and is an assistant coach at Western Kentucky. Cousin, Quaylin Crum, plays football at Florida, and another cousin, Marcell Rose, played at Eastern Michigan.
- Went to the same high school as Rays manager Kevin Cash and Oscar Mercado.

Season Highs		Career Highs	
Runs:	2, vs. Sacred Heart (3/1/20)	Same	
Hits:	2, 4x, last vs. Sacred Heart (3/3/20)	Same	
RBI:	3, vs. Sacred Heart (3/3/20)	Same	
BB:	1, vs. Sacred Heart (3/3/20)	Same	
SB:	1, vs. Illinois (2/16/20)	Same	
2B:	1, 3x, last vs. Sacred Heart (3/3/20)	Same	
HR:	1, vs. Sacred Heart (3/3/20)	Same	

Year	avg	gp-gs	ab	r	h	2b	3b	hr	rbi	tb	slg%	bb	hbp	so	gdp	ob%	sf	sh	sb-att	po	a	e	fld%
2020	.300	11-9	30	6	9	3	0	1	4	15	.500	1	0	5	0	.313	1	1	2-2	19	0	0	1.000
TOTAL	.300	11-9	30	6	9	3	0	1	4	15	.500	1	0	5	0	.313	1	1	2-2	19	0	0	1.000

WAKE FOREST BASEBALL



MICHAEL LUDOWIG

(LUHD-wig)

OF • L/L • 6-1 • 215 • JR.

ASHBURN, VA.

BRIAR WOODS HS

- Batted .333 in ACC action last year, 13th-best in the conference.
- Led the team in hitting during ACC play in 2018, batting .326 with seven stolen bases.
- Best game of 2019 came at Pitt (Apr. 13), going 4-for-4 with a homer, two doubles, five runs scored, three RBIs and a stolen base.
- After having just one extra-base hit his first 28 games last year, recorded 12 extra-base hits in his last 26 games.
- Spent the summer season with the Harwich Mariners in the Cape Cod League, where he batted .265.
- Tied a program record with five walks against UNCG (Apr. 17, 2018), becoming the fourth Deacon to do so (Jake Mueller-2018, Brett Linnenkohl-2007, Stan Johnson-1977). Shane Muntz also did so in 2019.

Season Highs		Career Highs	
Runs:	2, vs. Milwaukee (2/15/20)	5, at Pitt (4/13/19)	
Hits:	1, 5x, last vs. App State (2/26/20)	4, 2x, last at Pitt (4/13/19)	
RBI:	1, 2x, last vs. Brown (2/29/20)	3, 4x, last at Pitt (4/13/19)	
BB:	1, 4x, last vs. Brown (2/29/20)	5, at UNCG (4/17/18)	
SB:		1, 16x, last vs. NC State (4/20/19)	
2B:	1, vs. App State (2/26/20)	2, at Pitt (4/13/19)	
HR:		1, 4x, last vs. Miami (5/13/19)	

Year	avg	gp-gs	ab	r	h	2b	3b	hr	rbi	tb	slg%	bb	hbp	so	gdp	ob%	sf	sh	sb-att	po	a	e	fld%
2018	.267	50-39	161	18	43	8	0	1	18	54	.335	20	1	45	3	.350	1	0	10-13	73	3	4	.950
2019	.300	54-52	190	36	57	9	1	3	30	77	.405	34	1	43	0	.405	2	2	6-6	101	3	5	.954
2020	.132	11-10	38	5	5	1	0	0	2	6	.158	4	0	16	2	.214	0	0	0-0	16	4	1	.952
TOTAL	.270	115-101	389	59	105	18	1	4	50	137	.352	58	2	104	5	.365	3	2	16-19	190	10	10	.952



CHRIS LANZILLI

(lan-ZILL-eee)

OF • R/R • 6-2 • 215 • JR.

STONEHAM, MASS.

DEXTER SCHOOL

- Homered each day of Wake Forest's opening weekend round robin, once against each team (Seton Hall, Milwaukee, Illinois), including a ninth-inning walk-off blast against the Pirates on opening day.
- Drafted by San Francisco Giants in the 39th round, No. 1116 overall in 2019.
- Picked as an All-American in 2019 by ABCA (second team), NCBWA (second team), Collegiate Baseball (third team) and Perfect Game (third team).
- Named a 2019 Dick Howser Trophy semifinalist.
- In ACC play last year, batted .371 (third in the league) with 13 doubles (most in the league), nine homers and 35 RBIs.
- Participated in the College Home Run Derby in Omaha in June 2019.
- Had a career game against Boston College on March 17, 2019, going 3-for-5 with two homers and a program record 10 RBIs. He hit a three-run homer in the fourth, an RBI groundout in the fifth, two-run single in the sixth and three-run homer in the eighth.
- Selected as a Freshman All-American by Collegiate Baseball in 2018.
- Brother, Cam, played baseball at Eckerd College and UMass Lowell.

Season Highs		Career Highs	
Runs:	3, vs. Brown (2/29/20)	3, 5x	
Hits:	3, vs. Brown (2/29/20)	4, vs. Virginia Tech (4/6/19)	
RBI:	2, vs. Brown (2/29/20)	10, vs. Boston College (3/17/19)	
BB:	1, 6x, last vs. Sacred Heart (3/3/20)	3, at Florida State (4/28/19)	
SB:	1, at LBSU (2/22/20)	1, 6x, last vs. App State (3/12/19)	
2B:	1, 4x, last vs. Sacred Heart (3/1/20)	3, at Duke (3/23/19)	
HR:	1, 4x, last vs. Brown (2/29/20)	2, 4x, last vs. Gardner-Webb (4/30/19)	

Year	avg	gp-gs	ab	r	h	2b	3b	hr	rbi	tb	slg%	bb	hbp	so	gdp	ob%	sf	sh	sb-att	po	a	e	fld%
2018	.268	48-44	153	27	41	13	0	9	33	81	.529	27	2	50	0	.378	3	1	3-5	57	0	4	.934
2019	.347	57-57	245	59	85	19	0	16	67	152	.620	23	5	53	6	.409	3	0	3-4	102	4	6	.946
2020	.320	13-13	50	8	16	4	0	4	9	32	.640	6	0	7	3	.386	1	0	1-1	19	5	1	.960
TOTAL	.317	118-114	448	94	142	36	0	29	109	265	.592	56	7	110	9	.396	7	1	7-10	178	9	11	.944



CHASE MASCOLO

INF • R/R • 6-0 • 200 • SR.

FAIRFIELD, CONN.

FAIRFIELD PREP

- Two of his three hits in 2019 went for extra bases, including his first-career home run at Pitt (Apr. 13).
- Made first-career start at shortstop against Charlotte (March 13, 2018).
- Saw action at third base, second base and designated hitter in 2017.
- Played summer ball with the Oneonta Outlaws.

Season Highs		Career Highs	
Runs:	1, vs. Milwaukee (2/15/20)	1, 4x, last at Charlotte (4/23/19)	
Hits:		1, 6x, last at Charlotte (4/23/19)	
RBI:		1, 2x, last at Charlotte (4/23/19)	
BB:	1, 2x, last vs. Sacred Heart (3/1/20)	1, 6x	
SB:			
2B:		1, vs. Charlotte (3/19/19)	
HR:		1, at Pitt (4/13/19)	

Year	avg	gp-gs	ab	r	h	2b	3b	hr	rbi	tb	slg%	bb	hbp	so	gdp	ob%	sf	sh	sb-att	po	a	e	fld%
2017	.333	6-0	6	0	2	0	0	0	0	2	.333	0	1	1	0	.429	0	0	0-0	0	0	0	.000
2018	.059	8-4	17	1	1	0	0	0	0	1	.059	2	0	7	1	.158	0	0	0-0	3	15	2	.900
2019	.300	11-0	10	2	3	1	0	1	2	7	.700	2	0	4	0	.417	0	0	0-0	2	3	2	.714
2020	.000	6-1	6	1	0	0	0	0	0	0	.000	2	0	4	0	.250	0	0	0-0	1	3	0	1.000
TOTAL	.154	31-5	39	4	6	1	0	1	2	10	.256	6	1	16	1	.283	0	0	0-0	6	21	4	.871

WAKE FOREST BASEBALL



PARKER PILAT

INF • R/R • 6-4 • 200 • FR.
ROCHESTER HILLS, MICH.
DETROIT COUNTRY DAY

- Reclassified from the class of 2020 to the class of 2019, graduating high school in December 2019 and joining the program in January.
- Was previously rated by Prep Baseball Report as the No. 7 prospect from the state of Michigan, while Perfect Game picked him as the No. 11 recruit from the state.
- Earned three varsity letters in baseball and one in basketball at Detroit Country Day.
- As a junior, hit .410 with 11 doubles, six triples, three homers and 16 stolen bases.
- Three-time all-state honoree and two-year team captain.
- Father, Jake, golfed at Eastern Michigan.
- Brother, Preston, spent three years on the baseball team at Northern Kentucky and is playing at Wayne State in 2020.
- Went to the same high school as Chris Webber, Shane Battier and Patrick Kane.

Season Highs		Career Highs
Runs:	1, vs. App State (2/26/20)	Same
Hits:	1, vs. App State (2/26/20)	Same
RBI:		
BB:		
SB:		
2B:	1, vs. App State (2/26/20)	Same
HR:		

Year	avg	qp-gs	ab	r	h	2b	3b	hr	rbi	tb	slg%	bb	hbp	so	gdp	ob%	sf	sh	sb-att	po	a	e	fld%
2020	.125	4-2	8	1	1	1	0	0	0	2	.250	0	0	6	0	.125	0	0	0-0	1	3	0	1.000
TOTAL	.125	4-2	8	1	1	1	0	0	0	2	.250	0	0	6	0	.125	0	0	0-0	1	3	0	1.000



COLE MCNAMEE

(MAC-nuh-me)
INF/RHP • R/R • 6-4 • 220 • JR.
MILTON, GA.
BLESSED TRINITY CATHOLIC HS

- Serves as a versatile player for the Demon Deacons, having starting games on the mound, at first base, third base, and right field.
- Hit a grand slam against Quinnipiac (Feb. 24, 2019), and also went deep twice against Charlotte (March 19 and Apr. 23).
- Best outing on the mound last year was a 1-2-3 inning at Radford (May 14) on seven pitches with two strikeouts.
- Played summer ball with the Charlottesville TomSox, where he batted .278 and had a 3.86 ERA on the mound.
- Doubled on the first pitch he faced in his collegiate career at Santa Clara (Feb. 24, 2018).
- Won the 2016 Connie Mack World Series with the East Cobb Yankees, and finished as runners-up in the Perfect Game 18U National Wood Bat Championship.
- In high school, had a perfect 17-0 career record on the mound including a 9-0 record and 1.17 ERA in 2017, and didn't allow an earned run in 2015.
- Went to the same high school as Tyler Flowers and CJ Abrams.

Season Highs		Career Highs
Runs:	1, vs. Milwaukee (2/15/20)	2, 2x, last at Charlotte (4/23/19)
Hits:	1, vs. Milwaukee (2/15/20)	2, 2x, last vs. Notre Dame (3/10/19)
RBI:	2, vs. Milwaukee (2/15/20)	4, vs. Quinnipiac (2/24/19)
BB:		2, vs. Quinnipiac (2/24/19)
SB:		
2B:	1, vs. Milwaukee (2/15/20)	1, 4x
HR:		1, 4x, last at Charlotte (4/23/19)

Season Highs		Career Highs
Innings:	1.2, vs. Brown (2/29/20)	2.0, 3x, last at Liberty (4/4/18)
Strikeouts:	2, 3x, last vs. Sacred Heart (3/3/20)	4, vs. App State (3/20/18)
Hits:	2, vs. Brown (2/29/20)	4, 2x, last vs. Elon (3/27/18)
Walks:	1, 2x, last vs. App State (2/26/20)	3, vs. Furman (3/2/19)
Runs:	2, 2x, last vs. Brown (2/29/20)	5, at UNCG (4/17/18)
ER:	2, vs. App State (2/26/20)	4, at UNCG (4/17/18)
Pitches:	35, vs. Brown (2/29/20)	45, vs. Elon (3/27/18)

MCNAMEE'S PITCHING GAME-BY-GAME

Date	opp.	w-l	sv	era	ip	h	r	er	bb	so	hbp	pit
2/15	Milwaukee	0-0	0	0.00	0.2	0	0	0	0	1	0	5
2/21	at LBSU	0-0	0	0.00	1.1	0	0	0	0	2	0	20
2/23	at LBSU	0-0	0	0.00	0.1	0	0	0	1	1	0	10
2/26	App State	0-1	0	6.00	0.2	1	2	2	1	1	0	12
2/29	Brown	0-1	0	5.79	1.2	2	2	1	0	2	1	35
3/3	Sacred Heart	0-1	0	4.76	1.0	0	0	0	0	2	0	11

Year	avg	qp-gs	ab	r	h	2b	3b	hr	rbi	tb	slg%	bb	hbp	so	gdp	ob%	sf	sh	sb-att	po	a	e	fld%
2018	.200	13-8	30	4	6	2	0	1	5	11	.367	2	1	12	1	.273	0	1	0-0	68	3	3	.959
2019	.222	15-6	27	7	6	1	0	3	7	16	.593	8	0	10	1	.389	1	0	0-0	31	8	2	.951
2020	.333	1-0	3	1	1	1	0	0	2	2	.667	0	0	0	0	.333	0	0	0-0	0	0	0	.000
TOTAL	.217	29-14	60	12	13	4	0	4	14	29	.483	10	1	22	2	.333	1	1	0-0	99	11	5	.957

Year	era	w-l	app	gs	cq	sho	sv	ip	h	r	er	bb	so	2b	3b	hr	bf	bavg	wp	hbp	bk	sfa	sha
2018	8.78	1-0	12	2	0	0/0	0	13.1	18	15	13	9	23	4	1	2	74	.300	5	5	0	0	0
2019	19.64	0-0	5	0	0	0/0	0	3.2	7	8	5	6	3	0	1	24	.389	1	1	0	0	0	0
2020	4.76	0-1	6	0	0	0/1	0	5.2	3	4	3	2	9	0	1	1	23	.150	0	1	1	0	0
TOTAL	9.53	1-1	23	2	0	0/1	0	22.2	28	27	24	16	38	7	2	4	121	.286	6	7	1	0	0

* - pitcher started game

WAKE FOREST BASEBALL



ERIC ADLER

(ADD-lurr)

RHP • R/R • 6-2 • 185 • FR.

ROCKLEDGE, FLA.

ROCKLEDGE HS

- Rated as a top-500 prospect by Perfect Game.
- His senior year, he struck out 135 batters in 63 innings with a 1.44 ERA while hitting .400.
- Notched a 1.01 ERA in 62 innings as a junior, striking out 97.
- Father, Marlon, was a four-year starting quarterback at Missouri from 1982-85, throwing for more than 5,000 yards and totaling 53 touchdowns.
- Grandfather, Donnie Smith, was a running back at Mizzou where he led the team in touchdowns in 1959 (four) and 1960 (13) and still holds program special teams records.

Season Highs

Innings: 2.0, 2x, last vs. Sacred Heart (3/1/20)
Strikeouts: 3, vs. Sacred Heart (3/1/20)
Hits: 1, 2x, last vs. Sacred Heart (3/1/20)
Walks: 2, vs. Sacred Heart (3/1/20)
Runs: 3, vs. Sacred Heart (3/1/20)
ER:
Pitches: 28, vs. Milwaukee (2/15/20)

Career Highs

Same
Same
Same
Same
Same
Same
Same

ADLER'S GAME-BY-GAME

Date	opp.	w-l	sv	era	ip	h	r	er	bb	so	hbp	pit
2/15	Milwaukee	0-0	0	0.00	2.0	1	0	0	1	1	0	28
2/23	at LBSU	0-0	0	0.00	0.1	0	0	0	0	0	1	7
2/29	Brown	0-0	1	0.00	0.1	0	0	0	0	1	0	3
3/1	Sacred Heart	0-0	1	0.00	2.0	1	3	0	2	3	1	43

Year	era	w-l	app	qs	cq	sho	sv	ip	h	r	er	bb	so	2b	3b	hr	bf	bavg	wp	hbp	bk	sfa	sha
2020	0.00	0-0	4	0	0	0/0	1	4.2	2	3	0	3	5	0	0	0	23	.118	1	2	0	1	0
TOTAL	0.00	0-0	4	0	0	0/0	1	4.2	2	3	0	3	5	0	0	0	23	.118	1	2	0	1	0



TYLER WITT

LHP • L/L • 6-5 • 215 • GRAD.

CLAREMONT, CALIF.

CLAREMONT HS

- Selected as a 2018 and 2019 All-ACC Academic Team honoree.
- Received a redshirt for the 2017 season and is now pursuing an M.S. in business analytics.
- Over the last six weeks of 2019, went 4-0 with a 2.57 ERA in 28.0 innings, earning wins over NC State (Apr. 20), Charlotte (Apr. 23), Gardner-Webb (Apr. 30) and Miami (May 13).
- Recorded a 2-0 record and 4.05 ERA against ACC foes.
- After pitching just three games his first two seasons, broke into the bullpen and became the most-used pitcher in 2018 with 33 appearances.

Season Highs

Innings: 2.1, 2x, last vs. App State (2/26/20)
Strikeouts: 3, vs. Illinois (2/16/20)
Hits: 3, at LBSU (2/23/20)
Walks: 1, at LBSU (2/23/20)
Runs: 2, at LBSU (2/23/20)
ER: 2, at LBSU (2/23/20)
Pitches: 38, vs. App State (2/26/20)

Career Highs

5.0, 2x, last at Charlotte (4/23/19)
5, 3x, last vs. Miami (5/13/19)
9, at Coastal Carolina (3/6/19)
3, 3x, last vs. Liberty (4/16/19)
9, at Coastal Carolina (3/6/19)
9, at Coastal Carolina (3/6/19)
85, vs. UNCG (2/27/19)

WITT'S GAME-BY-GAME

Date	opp.	w-l	sv	era	ip	h	r	er	bb	so	hbp	pit
2/14	Seton Hall	0-0	0	0.00	2.1	1	1	0	0	2	0	32
2/16	Illinois	0-0	0	0.00	2.0	0	0	0	0	3	0	30
2/23	at LBSU	0-0	0	3.00	1.2	3	2	2	1	2	0	33
2/26	App State	0-0	0	2.16	2.1	2	1	0	0	1	1	38
2/28	La Salle	1-0	0	1.74	2.0	1	0	0	0	1	0	24
3/3	Sacred Heart	1-0	0	1.50	1.2	0	0	0	0	2	0	18

Year	era	w-l	app	qs	cq	sho	sv	ip	h	r	er	bb	so	2b	3b	hr	bf	bavg	wp	hbp	bk	sfa	sha
2016	23.62	0-0	3	0	0	0/0	0	2.2	4	7	7	6	2	2	1	0	18	.333	0	0	0	0	0
2018	5.26	2-4	33	1	0	0/1	2	51.1	64	37	30	19	45	7	2	8	246	.299	4	9	0	2	2
2019	5.37	4-1	27	4	0	0/0	0	53.2	59	37	32	25	52	9	2	4	244	.281	9	3	0	3	3
2020	1.50	1-0	6	0	0	0/1	0	12.0	7	4	2	1	11	0	0	0	47	.163	0	1	0	0	2
TOTAL	5.34	7-5	69	5	0	0/2	2	119.2	134	85	71	51	110	18	5	12	555	.280	13	13	0	5	7

* - pitcher started game

WAKE FOREST BASEBALL



AUSTIN TEEL

LHP ▪ L/L ▪ 5-11 ▪ 195 ▪ FR.

COLLEGE STATION, TEXAS

COLLEGE STATION HS

- Rated by both Perfect Game and Prep Baseball Report as a top-100 prospect from the state of Texas, including a top-15 left-handed pitcher.
- Earned all-tournament team honors at the 2018 WWBA 17U National Championship.
- Pitched a no-hitter against Brenham HS.

		TEEL'S GAME-BY-GAME										
Date	opp.	w-l	sv	era	ip	h	r	er	bb	so	hbp	pit
2/15	Milwaukee	0-0	0	9.00	1.0	2	1	1	2	2	0	36
3/1	Sacred Heart	0-0	0	9.00	1.0	3	2	1	0	1	1	25

Season Highs								Career Highs				
Innings:	1.0, 2x, last vs. Sacred Heart (3/1/20)							Same				
Strikeouts:	2, vs. Milwaukee (2/15/20)							Same				
Hits:	3, vs. Sacred Heart (3/1/20)							Same				
Walks:	2, vs. Milwaukee (2/15/20)							Same				
Runs:	2, vs. Sacred Heart (3/1/20)							Same				
ER:	1, 2x, last vs. Sacred Heart (3/1/20)							Same				
Pitches:	36, vs. Milwaukee (2/15/20)							Same				

Year	era	w-l	app	qs	cq	sho	sv	ip	h	r	er	bb	so	2b	3b	hr	bf	bavg	wp	hbp	bk	sfa	sha
2020	9.00	0-0	2	0	0	0/0	0	2.0	5	3	2	2	3	0	0	1	14	.455	1	1	0	0	0
TOTAL	9.00	0-0	2	0	0	0/0	0	2.0	5	3	2	2	3	0	0	1	14	.455	1	1	0	0	0



JARED SHUSTER

(SHOE-stir)

LHP ▪ L/L ▪ 6-3 ▪ 210 ▪ JR.

NEW BEDFORD, MASS.

TABOR ACADEMY

- Struck out 94 batters over 68 innings last year for a mark of 12.4 Ks/9, the third highest ratio in program history.
- Named ACC Pitcher of the Week on Feb. 18, 2019 after striking out a career-high 11 batters over 6.0 innings against Georgetown, conceding just one run on two hits and a walk.
- Repeated that honor on March 4 after striking out 12 over 7.0 one-hit innings in a win over Furman.
- Had a dominant summer for the Orleans Firebirds in the Cape Cod League, where five of his seven starts were scoreless outings as he went 4-0 with a 1.36 ERA with 36 strikeouts and five walks in 33.0 innings, including a 1-2-3 inning in the all-star game..

		SHUSTER'S GAME-BY-GAME										
Date	opp.	w-l	sv	era	ip	h	r	er	bb	so	hbp	pit
2/15	*Milwaukee	1-0	0	3.00	6.0	5	2	2	0	12	1	83
2/22	*at LBSU	1-1	0	6.00	6.0+	9	6	6	2	8	0	100
2/29	*Brown	2-1	0	4.74	7.0	3	2	2	1	10	0	102

Season Highs								Career Highs				
Innings:	7.0, vs. Brown (2/29/20)							7.0, 2x				
Strikeouts:	12, vs. Milwaukee (2/15/20)							12, 2x				
Hits:	9, at LBSU (2/22/20)							12, at Clemson (5/17/19)				
Walks:	2, at LBSU (2/22/20)							4, 2x, last at Florida State (4/27/19)				
Runs:	6, at LBSU (2/22/20)							8, 3x, last at Clemson (5/17/19)				
ER:	6, at LBSU (2/22/20)							8, at Duke (3/23/19)				
Pitches:	102, vs. Brown (2/29/20)							Same				

Year	era	w-l	app	qs	cq	sho	sv	ip	h	r	er	bb	so	2b	3b	hr	bf	bavg	wp	hbp	bk	sfa	sha
2018	7.41	0-3	22	6	0	0/0	0	34.0	31	30	28	21	32	8	2	5	158	.233	10	2	0	0	2
2019	6.49	4-4	15	12	0	0/0	0	68.0	83	57	49	37	94	23	0	8	327	.291	6	2	0	2	1
2020	4.74	2-1	3	3	0	0/0	0	19.0	17	10	10	3	30	3	0	1	76	.239	0	1	0	0	1
TOTAL	6.47	6-8	40	21	0	0/0	0	121.0	131	97	87	61	156	34	2	14	561	.268	16	5	0	2	4

* - pitcher started game

WAKE FOREST BASEBALL



BRENNEN OXFORD

LHP ▪ R/L ▪ 6-2 ▪ 210 ▪ R-FR.

DURHAM, N.H.

OYSTER RIVER HS

- Redshirted his freshman year, then spent the summer with the Sanford Mariners in the NECBL.
- Rated as a top-500 prospect by Perfect Game, as well as the No. 3 recruit from New Hampshire.
- His junior year, was named the Gatorade Player of the Year in New Hampshire.
- Also named a first team All-American by Collegiate Baseball.
- Finished that season with a 5-1 record and 0.16 ERA, allowing just eight hits with 67 strikeouts in 42 innings, also batting .487 with 14 RBIs and 14 stolen bases in 16 games.
- Threw four-straight no-hitters over 30.2 consecutive hitless innings.

Season Highs	Career Highs
Innings: 1.0, vs. Brown (2/29/20)	Same
Strikeouts: 1, 2x, last vs. Sacred Heart (3/3/20)	Same
Hits:	
Walks:	
Runs:	
ER:	
Pitches: 12, vs. Brown (2/29/20)	Same

		OXFORD'S GAME-BY-GAME												
Date	opp.	w-l	sv	era	ip	h	r	er	bb	so	hbp	pit		
2/21	at LBSU	0-0	0	0.00	0.2	0	0	0	0	1	0	5		
2/29	Brown	0-0	0	0.00	1.0	0	0	0	0	0	0	12		
3/3	Sacred Heart	0-0	0	0.00	0.1	0	0	0	0	1	0	6		

Year	era	w-l	app	qs	cq	sho	sv	ip	h	r	er	bb	so	2b	3b	hr	bf	bavg	wp	hbp	bk	sfa	sha
2020	0.00	0-0	3	0	0	0/2	0	2.0	0	0	0	0	2	0	0	0	6	.000	0	0	0	0	0
TOTAL	0.00	0-0	3	0	0	0/2	0	2.0	0	0	0	0	2	0	0	0	6	.000	0	0	0	0	0



SHANE SMITH

RHP ▪ R/R ▪ 6-4 ▪ 230 ▪ R-FR.

DANVERS, MASS.

THE GOVERNOR'S ACADEMY

- Missed two weekends with a concussion after being hit in the head during batting practice in Long Beach.
- Redshirted his freshman year due to an injury suffered at the end of the fall season.
- Rated as the No. 300 prospect in the nation by Perfect Game, as well as the No. 7 recruit from Massachusetts.
- Prep Baseball Report rated him as the No. 177 overall prospect, including the No. 9 recruit from the state.
- Picked by Baseball America as the No. 4 draft prospect from Massachusetts.
- Was a team captain in baseball, football and basketball, also earning all-league honors in football.
- Father, Jeff, played baseball at George Washington under current Wake Forest head coach Tom Walter.

Season Highs	Career Highs
Innings: 1.0, 3x, last vs. Sacred Heart (3/3/20)	Same
Strikeouts: 2, 2x, last vs. Illinois (2/16/20)	Same
Hits:	
Walks:	
Runs:	
ER:	
Pitches: 16, vs. Seton Hall (2/14/20)	Same

		SMITH'S GAME-BY-GAME												
Date	opp.	w-l	sv	era	ip	h	r	er	bb	so	hbp	pit		
2/14	Seton Hall	1-0	0	0.00	1.0	0	0	0	0	2	0	16		
2/16	Illinois	1-0	1	0.00	1.0	0	0	0	0	2	0	12		
3/3	Sacred Heart	1-0	1	0.00	1.0	0	0	0	0	0	0	10		

Year	era	w-l	app	qs	cq	sho	sv	ip	h	r	er	bb	so	2b	3b	hr	bf	bavg	wp	hbp	bk	sfa	sha
2020	0.00	1-0	3	0	0	0/1	1	3.0	0	0	0	0	4	0	0	0	9	.000	0	0	0	0	0
TOTAL	0.00	1-0	3	0	0	0/1	1	3.0	0	0	0	0	4	0	0	0	9	.000	0	0	0	0	0

* - pitcher started game

WAKE FOREST BASEBALL



RILEY MYERS

RHP • R/R • 5-10 • 195 • GRAD.

SALISBURY, N.C.

SALISBURY HS/CATAWBA COLLEGE

- Was a four-year member of the baseball team at Catawba (2016-19), where he graduated with a degree in business. He missed the 2017 season due to injury.
- Pursuing his M.S. in business analytics.
- Had a breakout 2019 campaign, finishing with a 9-1 record and 3.39 ERA in 33 appearances, making seven starts as the team qualified for super regionals.
- Over 93.0 innings, struck out 91 batters with only 28 walks and opponents hit .232 against him.
- Named NCBWA Southeast Region Pitcher of the Week (May 1, 2019) after recording a 0.00 ERA over five outings and 9.1 innings in the SAC tournament.
- Threw a complete-game shutout against Carson-Newman in the 2018 SAC Tournament.

Season Highs	Career Highs
Innings: 3.0, vs. Sacred Heart (3/1/20)	*9.0, vs. Carson-Newman (4/29/18)
Strikeouts: 2, vs. Sacred Heart (3/1/20)	*11, vs. Coker (2/23/18)
Hits: 2, vs. Milwaukee (2/15/20)	*9, vs. Lincoln Memorial (4/13/18)
Walks: 2, 2x, last vs. Sacred Heart (3/1/20)	*5, vs. Anderson (3/30/18)
Runs: 2, vs. Milwaukee (2/15/20)	*7, vs. Lock Haven (3/9/16)
ER: 2, vs. Milwaukee (2/15/20)	*6, 3x, last vs. Wingate (4/20/18)
Pitches: 32, vs. Milwaukee (2/15/20)	*131, vs. Carson-Newman (4/29/18)
	* - while at Catawba

MYERS' GAME-BY-GAME														Date	opp.	w-l	sv	era	ip	h	r	er	bb	so	hbp	pit
2/15	Milwaukee	0-1	0	10.80	1.2	2	2	2	2	0	1	1	32													
2/23	at LBSU	0-1	0	10.80	0.0	0	0	0	0	0	0	1	4													
2/26	App State	0-1	0	11.57	0.2	1	1	1	1	1	2	1	0													
2/28	La Salle	0-1	0	12.00	0.2	0	1	1	1	0	1	1	12													
3/1	Sacred Heart	0-1	0	6.00	3.0	1	0	0	0	2	2	0	41													

AT CATAWBA:

Year	era	w-l	app	gs	cq	sho	sv	ip	h	r	er	bb	so	2b	3b	hr	bf	bavg	wp	hbp	sfa	sha	bk
2016	9.16	3-1	16	9	0	0/1	0	38.1	65	47	39	25	21	10	0	12	203	.389	3	5	0	6	0
2018	6.11	3-6	18	13	1	1/0	0	70.2	70	54	48	27	67	14	0	16	314	.255	4	9	3	1	0
2019	3.39	9-1	33	7	0	0/3	1	93.0	80	38	35	28	91	16	1	9	388	.232	4	8	1	6	0
TOTAL	5.44	15-8	67	29	1	1/4	1	202.0	215	139	122	80	179	40	1	37	905	.274	11	22	4	13	0

AT WAKE FOREST:

Year	era	w-l	app	gs	cq	sho	sv	ip	h	r	er	bb	so	2b	3b	hr	bf	bavg	wp	hbp	bk	sfa	sha
2020	6.00	0-1	5	0	0	0/0	0	6.0	4	4	4	4	5	1	1	0	29	.200	1	3	0	1	1
TOTAL	6.00	0-1	5	0	0	0/0	0	6.0	4	4	4	4	5	1	1	0	29	.200	1	3	0	1	1



ANTONIO MENENDEZ

RHP • R/R • 6-4 • 225 • JR.

HERNDON, VA.

HERNDON HS

- Became Wake Forest's most-used reliever last year, totaling 34 appearances, a mark which ranks tied for sixth-most in program history.
- Struck out 11.87 batters per nine innings, a mark which ranks sixth in program history.
- Served as a multi-inning reliever, pitching more than an inning 22 times.
- Recorded a 3.09 ERA in 35.0 innings in the Cape Cod League with the Harwich Mariners, including 6.0 shutout innings in a playoff win.

MENENDEZ'S GAME-BY-GAME														Date	opp.	w-l	sv	era	ip	h	r	er	bb	so	hbp	pit
2/15	*Milwaukee	0-0	0	3.00	6.0	3	2	2	2	4	6	0	90													
2/22	at LBSU	0-0	0	3.38	2.0	2	1	1	1	1	0	0	19													
2/26	*App State	0-0	0	7.50	4.0+	4	7	7	4	5	1	90														
3/3	*Sacred Heart	1-0	0	5.29	5.0	1	0	0	2	9	0	84														

Season Highs	Career Highs
Innings: 6.0, vs. Milwaukee (2/15/20)	Same
Strikeouts: 9, vs. Sacred Heart (3/3/20)	Same
Hits: 4, vs. App State (2/26/20)	5, vs. Notre Dame (3/9/19)
Walks: 4, 2x, last vs. App State (2/26/20)	Same
Runs: 7, vs. App State (2/26/20)	Same
ER: 7, vs. App State (2/26/20)	Same
Pitches: 90, 2x, last vs. App State (2/26/20)	Same

Year	era	w-l	app	gs	cq	sho	sv	ip	h	r	er	bb	so	2b	3b	hr	bf	bavg	wp	hbp	bk	sfa	sha
2018	9.99	0-5	25	1	0	0/0	0	24.1	23	28	27	22	27	4	0	5	128	.256	0	11	1	4	1
2019	3.09	6-1	34	0	0	0/0	1	55.1	46	22	19	24	73	9	1	5	241	.221	4	5	0	1	3
2020	5.29	1-0	4	3	0	0/1	0	17.0	10	10	10	11	20	3	1	0	71	.179	4	1	0	2	1
TOTAL	5.21	7-6	63	4	0	0/1	1	96.2	79	60	56	57	120	16	2	10	440	.223	8	17	1	7	5

* - pitcher started game

WAKE FOREST BASEBALL



ANDREW RUST

RHP • R/R • 6-3 • 220 • SO.

NEW BERN, N.C.

NC SCHOOL OF SCIENCE AND MATH

- Was a four-sport athlete in high school, earning 10 total varsity letters in baseball, basketball, cross country and swimming, also earning all-conference honors in basketball and cross country.
- Earned 2018 Mid-State 2A Conference Pitcher of the Year honors after recording a 1.17 ERA and 95 strikeouts in 46 innings.
- Father, Ted, was a captain of the track & cross country teams at Capital University, and brother, Daniel, competed in track & XC at UNCG.

Season Highs		Career Highs		RUST'S GAME-BY-GAME																				
		Date	opp.	w-l	sv	era	ip	h	r	er	bb	so	hbp	pit										
Innings:	0.2, 2x, last vs. Furman (3/3/19)																							
Strikeouts:																								
Hits:	1, 2x, last at Charlotte (4/23/19)																							
Walks:	3, vs. Furman (3/3/19)																							
Runs:	3, at Charlotte (4/23/19)																							
ER:	3, at Charlotte (4/23/19)																							
Pitches:	29, vs. Furman (3/3/19)																							

Year	era	w-l	app	qs	cq	sho	sv	ip	h	r	er	bb	so	2b	3b	hr	bf	bavg	wp	hbp	bk	sfa	sha
2019	33.75	0-0	3	0	0	0/0	0	1.1	2	5	5	5	0	1	0	0	12	.333	2	1	0	0	0
TOTAL	33.75	0-0	3	0	0	0/0	0	1.1	2	5	5	5	0	1	0	0	12	.333	2	1	0	0	0



RYAN CUSICK

RHP • R/R • 6-6 • 225 • SO.

SUDBURY, MASS.

AVON OLD FARMS SCHOOL (CONN.)

- Led the Demon Deacons with seven wins last year, tied for second-most ever by a Deacon freshman.
- His 55 strikeouts last year rank tied for eighth for a Deacon rookie.
- Deacs went 10-2 in games Cusick started on the mound.
- Had a 4.25 ERA at David F. Couch Ballpark last year.
- Spent the summer with the Bourne Braves in the Cape Cod League, finishing the summer campaign with a 3-3 record and 3.78 ERA, tallying a 33/7 K/BB ratio in 35.2 innings.
- Drafted by the Cincinnati Reds in the 40th round (No. 1,189 overall) of the 2018 MLB Draft.
- Went to the same high school as George Springer.

Season Highs		Career Highs		CUSICK'S GAME-BY-GAME																		
Innings:	6.0, at LBSU (2/21/20)		6.0, 3x																			
Strikeouts:	13, vs. La Salle (2/28/20)		Same	Date	opp.	w-l	sv	era	ip	h	r	er	bb	so	hbp	pit						
Hits:	7, vs. La Salle (2/28/20)	11, at Coastal Carolina (3/5/19)		2/14	*Seton Hall	0-0	0	3.00	5.2	6	2	2	6	10	0	101						
Walks:	6, vs. Seton Hall (2/14/20)		Same	2/21	*at LBSU	0-1	0	3.09	6.0	6	6	2	5	9	0	101						
Runs:	6, at LBSU (2/21/20)	9, at Coastal Carolina (3/5/19)		2/28	*La Salle	0-1	0	3.12	5.2	7	2	2	2	13	0	108						
ER:	2, 3x, last vs. La Salle (2/28/20)	9, at Coastal Carolina (3/5/19)																				
Pitches:	108, vs. La Salle (2/28/20)		Same																			

Year	era	w-l	app	qs	cq	sho	sv	ip	h	r	er	bb	so	2b	3b	hr	bf	bavg	wp	hbp	bk	sfa	sha
2019	6.44	7-3	19	12	0	0/0	0	65.2	85	56	47	29	55	17	4	10	310	.313	4	3	0	1	4
2020	3.12	0-1	3	3	0	0/0	0	17.1	19	10	6	13	32	2	1	0	79	.292	3	0	0	0	1
TOTAL	5.75	7-4	22	15	0	0/0	0	83.0	104	66	53	42	87	19	5	10	389	.309	7	3	0	1	5

* - pitcher started game

WAKE FOREST BASEBALL



BOBBY HEARN

LHP ▪ L/L ▪ 6-1 ▪ 205 ▪ GRAD.

TAMPA, FLA.

JESUIT HS

- Entering his second year as a team captain after also being a captain in 2019.
- Pursuing his M.S. in accounting after earning a bachelor's degree in finance in 2019.
- Named to the 2019 All-ACC Academic Team.
- Recorded career-bests in nearly every statistical category last year, earning a 2-0 record, 3.31 ERA and 27 strikeouts in 32.2 innings.
- Tallied a 3.52 ERA in 14 ACC games, allowing conference foes to hit just .232 against him.
- Redshirted in 2016 as he recovered from a shoulder injury. Broke his non-throwing wrist while in Houston on season-opening trip in 2017 and missed eight weeks.
- Went to the same high school as Pete Alonso, Lance McCullers Jr. and Lou Piniella.

Season Highs	Career Highs
Innings: 3.0, vs. Sacred Heart (3/1/20)	4.1, at Santa Clara (2/24/18)
Strikeouts: 4, vs. Sacred Heart (3/1/20)	4, 3x
Hits: 4, vs. Milwaukee (2/15/20)	5, 2x, last vs. Charlotte (3/13/18)
Walks: 1, vs. La Salle (2/28/20)	3, 3x, last at Liberty (4/4/18)
Runs: 4, vs. Milwaukee (2/15/20)	4, 3x
ER: 1, vs. La Salle (2/28/20)	3, 2x
Pitches: 37, vs. Sacred Heart (3/1/20)	77, at Santa Clara (2/24/18)

HEARN'S GAME-BY-GAME

Date	opp.	w-l	sv	era	ip	h	r	er	bb	so	hbp	pit
2/15	Milwaukee	0-0	0	0.00	0.2	4	4	0	0	2	0	29
2/23	at LBSU	0-0	0	0.00	1.0	1	0	0	0	1	0	11
2/26	App State	0-0	0	0.00	1.1	0	0	0	0	2	0	16
2/28	La Salle	0-0	0	2.45	0.2	1	1	1	1	1	0	20
3/1	*Sacred Heart	1-0	0	1.35	3.0	1	0	0	0	4	0	37

Year	era	w-l	app	qs	cq	sho	sv	ip	h	r	er	bb	so	2b	3b	hr	bf	bavg	wp	hbp	bk	sfa	sha
2017	9.82	1-0	3	0	0	0/0	0	3.2	4	4	4	1	4	2	0	2	17	.286	1	1	0	1	0
2018	5.67	1-2	22	1	0	0/0	1	27.0	27	22	17	21	26	6	2	1	134	.260	2	5	0	1	3
2019	3.31	2-0	29	0	0	0/0	0	32.2	28	14	12	15	27	5	0	6	143	.233	2	4	2	2	2
2020	1.35	1-0	5	1	0	0/0	0	6.2	6	5	1	1	10	0	2	1	28	.222	0	0	0	0	0
TOTAL	4.37	5-2	59	2	0	0/0	1	70.0	65	45	34	38	67	13	4	10	322	.245	5	10	2	4	5



WILLIAM FLEMING

RHP ▪ R/R ▪ 6-6 ▪ 215 ▪ JR.

ASHEVILLE, N.C.

CHRIST SCHOOL

- Served as Wake Forest's closer in 2019, finishing with a 1-4 record, nine saves and 4.26 ERA. The nine saves rank tied for ninth in a season in program history.
- Went eight-straight outings without allowing a run from March 10-Apr. 2, 2019, striking out 13 in 14.0 shutout frames while conceding just four hits.
- Spent the summer in the Cape Cod League with the Wareham Gatemen.
- Mother, Amy, was a world record holder, ACC champion and NCAA national champion swimmer at North Carolina.

Season Highs	Career Highs
Innings: 8.0, vs. Brown (2/29/20)	Same
Strikeouts: 9, vs. Brown (2/29/20)	Same
Hits: 6, at LBSU (2/23/20)	Same
Walks: 2, 2x, last vs. Brown (2/23/20)	3, at Coastal Carolina (3/5/19)
Runs: 4, at LBSU (2/23/20)	5, vs. Miami (5/11/19)
ER: 4, at LBSU (2/23/20)	5, vs. Miami (5/11/19)
Pitches: 105, vs. Brown (2/29/20)	Same

FLEMING'S GAME-BY-GAME

Date	opp.	w-l	sv	era	ip	h	r	er	bb	so	hbp	pit
2/16	*Illinois	1-0	0	4.50	6.0	4	3	3	1	8	3	82
2/23	*at LBSU	1-1	0	5.91	4.2	6	4	4	2	2	2	68
2/29	*Brown	2-1	0	3.38	8.0	2	0	0	2	9	0	105

Year	era	w-l	app	qs	cq	sho	sv	ip	h	r	er	bb	so	2b	3b	hr	bf	bavg	wp	hbp	bk	sfa	sha
2018	7.24	0-0	15	0	0	0/0	0	13.2	15	12	11	6	6	4	0	1	63	.278	2	2	1	0	1
2019	4.26	1-4	28	1	0	0/0	9	44.1	42	21	21	19	31	10	1	4	190	.256	8	2	0	2	3
2020	3.38	2-1	3	3	0	0/1	0	18.2	12	7	7	5	19	3	0	1	76	.188	0	5	0	1	1
TOTAL	4.58	3-5	46	4	0	0/1	9	76.2	69	40	39	30	56	17	1	6	329	.245	10	9	1	3	5

* - pitcher started game

WAKE FOREST BASEBALL

RECORD BOOK UPDATES

CAREER RECORDS

200-Hit Club

1. Jon Palmieri.....	1996-99.....	338
2. Jake Austin.....	1989-92.....	317
3. Ben Ingold.....	2002-05.....	281
4. Corey Slavik.....	1998-01.....	278
5. Brian Shabosky.....	1987-90.....	277
6. Dave Lardieri.....	1994-97.....	275
7. Chris Kowalik.....	1989-92.....	264
8. Dustin Hood.....	2006-09.....	258
9. Warren Sawkiw.....	1988-90.....	247
10. Tommy Gregg.....	1982-85.....	246
11. Jamie D'Antona.....	2001-03.....	243
Mark Melito.....	1991-95.....	243
13. Ryan Johnson.....	2000-03.....	238
Andrew Riepe.....	1996-99.....	238
15. Matt Conway.....	2010-14.....	236
16. John Morabito.....	1985-87.....	233
17. Ben Danosky.....	1986-99.....	231
18. Stuart Fairchild.....	2015-17.....	230
19. Pat Blair.....	2010-13.....	226
Jason Aquilante.....	1998-01.....	226
21. Danny Martz.....	1989-92.....	223
22. Danny Borrell.....	1998-00.....	215
23. Josh Itzoe.....	1994-97.....	213
24. Matt Antonelli.....	2004-06.....	212
25. Corey Sullivan.....	2000-01.....	205
Evan Ocheltree.....	2006-09.....	205
27. Jake Mueller.....	2016-19.....	203
-- Bobby Seymour.....	2018-pr.....	164

Ks/9 Inn. (Min. 100 IP) (1955-pres.)

1. Griffin Roberts.....	2016-18.....	12.39
2. Jared Shuster.....	2018-pr.....	11.60
3. Antonio Menendez.....	2018-pr.....	11.17
4. Erik Hanson.....	1984-86.....	10.73
5. Ben Hunter.....	2006-08.....	9.51
6. Dave Bush.....	1999-02.....	9.46
7. Ryan Cusick.....	2019-pr.....	9.43
8. Bret Wagner.....	1992-94.....	9.31
9. Mark Seaver.....	1995-96.....	9.12
10. Parker Dunshee.....	2014-17.....	9.10

GAME RECORDS

Runs Batted In

1. Chris Lanzilli, vs. BC.....	3/17/19.....	10
2. Gavin Sheets, vs. USC.....	2/24/17.....	9
Warren Sawkiw vs. ETSU.....	3/22/90.....	9
Paul Reinish vs. Radford.....	4/24/89.....	9
5. Danny Borrell vs. Liberty.....	5/13/99.....	8
Billy Masse vs. Liberty.....	3/25/88.....	8
Bill Merrifield vs. Wingate.....	4/13/82.....	8

SEASON RECORDS

Runs Batted In

1. Jon Palmieri.....	1999.....	94
2. Bobby Seymour.....	2019.....	92
3. Gavin Sheets.....	2017.....	84
4. Jamie D'Antona.....	2002.....	83
5. Jamie D'Antona.....	2003.....	82
6. Jon Palmieri.....	1998.....	78
7. Ryan Johnson.....	2002.....	77
Jamie D'Antona.....	2001.....	77
Billy Masse.....	1988.....	77
10. Danny Borrell.....	1999.....	73
Jake Austin.....	1990.....	73

Appearances

1. Dave Bush.....	2001.....	41
2. Dave Bush.....	2002.....	40
3. Donnie Sellers.....	2016.....	36
Dave Bush.....	2000.....	36
5. Chris Farish.....	2016.....	35
6. Antonio Menendez.....	2019.....	34
Josh Ellis.....	2007.....	34
8. Tyler Witt.....	2018.....	33
Ben Hunter.....	2006.....	33
Eric Niesen.....	2005.....	33
Kyle Young.....	2005.....	33
Adam Hanson.....	2002.....	33
Buddy Jenkins.....	1991.....	33
Frank Humber.....	1989.....	33

Saves (Season)

1. Dave Bush.....	2001.....	16
2. Ben Hunter.....	2006.....	14
Buddy Jenkins.....	1991.....	14
4. Dave Bush.....	2002.....	13
5. Michael Dimock.....	2012.....	12
Frank Humber.....	1989.....	12
7. Aaron Fossas.....	2014.....	10
Bret Wagner.....	1993.....	10
9. William Fleming.....	2019.....	9
Will Craig.....	2016.....	9
Josh Ellis.....	2007.....	9

Strikeouts/9 Inn. (Min. 20 IP; 1954-pr.)

1. Griffin Roberts.....	2017.....	13.50
2. Josh Ellis.....	2007.....	12.79
3. Jared Shuster.....	2019.....	12.44
4. Griffin Roberts.....	2018.....	12.10
5. Ben Tench.....	1958.....	12.08
6. Morgan McSweeney.....	2017.....	12.00
7. Antonio Menendez.....	2019.....	11.87
8. Ben Hunter.....	2006.....	11.45
9. Buddy Jenkins.....	1987.....	11.44
10. Erik Hanson.....	1984.....	11.40

Team Strikeouts/9 Inn. (Min. 200 IP)

2020 (114 IP).....	11.84
1. 2018.....	9.27
2. 2019.....	8.93
3. 2017.....	8.91
4. 1961.....	7.76
5. 2002.....	7.65

FRESHMAN RECORDS

Home Runs

1. Jamie D'Antona.....	2001.....	17
2. Allan Dykstra.....	2006.....	15
Anthony Maisano.....	1986.....	15
4. Pat Malloy.....	1996.....	14
Kevin Bunn.....	1981.....	14
6. Carlos Lopez.....	2009.....	12
7. Jake Austin.....	1989.....	11
8. Brendan Tinsman.....	2019.....	10
9. Chris Lanzilli.....	2018.....	9
DJ Poteet.....	2018.....	9
Johnny Koons.....	1986.....	9

Bases on Balls

1. Allan Dykstra.....	2006.....	51
2. Eddie Avila.....	1981.....	46
3. DJ Poteet.....	2018.....	36
4. Sean Gallaher.....	1986.....	34
5. Chris Getz.....	2003.....	33
6. Matt Antonelli.....	2004.....	32
7. Tommy Gregg.....	1982.....	31
8. Michael Turconi.....	2019.....	30
Justin Yurchak.....	2015.....	30
Warren Sawkiw.....	1988.....	30

Victories

1. Kyle Sleeth.....	2001.....	10
2. Ryan Cusick.....	2019.....	7
Ben Clayton.....	2000.....	7
Frank Humber.....	1986.....	7
Brick Smith.....	1978.....	7
6. Tim Morley.....	2002.....	6
Brian Bach.....	2002.....	6
Mike MacDougal.....	1997.....	6
Mark Seaver.....	1995.....	6
Mike Buddie.....	1990.....	6
Scott Austin.....	1976.....	6

Strikeouts

1. Mark Seaver.....	1995.....	97
2. Mike MacDougal.....	1997.....	85
3. Tim Morley.....	2002.....	71
4. Ben Clayton.....	2000.....	66
5. Frank Humber.....	1986.....	60
6. Kyle Sleeth.....	2001.....	56
Mike Buddie.....	1990.....	56
8. Ryan Cusick.....	2019.....	55
Brad Kledzik.....	2006.....	55
Eric Niesen.....	2005.....	55

WAKE FOREST BASEBALL

WAKE FOREST'S RECORD WHEN...

SUMMARY

Overall	8-5
at David F. Couch Ballpark	8-2
on the Road	0-3
at Neutral Sites	0-0
Day Games	5-2
Night Games	3-4
Midweek Games	1-1
Weekend Games	7-4
1-Run Games	1-0
2-Run Games	1-2
3-4 Run Games	3-2
Scoring 0-2 Runs	0-2
Scoring 3-5 Runs	2-1
Scoring 6-9 Runs	4-2
Scoring 10+ Runs	2-0
Opponent 0-2 Runs	2-0
Opponent 3-5 Runs	6-0
Opponent 6-9 Runs	0-4
Opponent 10+ Runs	0-1
Scored in 1st Inning	4-2
Opp. Scored in 1st Inning	1-4
Scores First	6-1
Opp. Scores First	2-4
Walk-Offs	1-0
1-3 Hits	0-1
4-6 Hits	0-2
7-9 Hits	3-1
10+ Hits	5-1
20+ Hits	1-0
Out-Hit Opponent	6-1
Out-Hit by Opponent	0-4
Hits are tied	2-0
Made 0 errors	6-1
Made 1 error	1-2
Made 2+ errors	1-2
Opp. made 0 errors	3-1
Opp. made 1 error	5-4
Opp. made 2+ errors	0-0
Wake starter gets decision	6-3
Bullpen gets decision	2-2
Hit 0 Home Runs	0-3
Hit 1 Home Run	2-2
Hit 2+ Home Runs	6-0
Opponent Hit 0 HRs	5-3
Opponent Hit 1 HR	3-2
Opponent Hit 2+ HRs	0-0
Leading after 6 innings	8-1
Trailing after 6 innings	0-3
Tied after 6 innings	0-1
Leading after 7 innings	6-0
Trailing after 7 innings	0-3
Tied after 7 innings	2-2
Leading after 8 innings	7-1
Trailing after 8 innings	0-3
Tied after 8 innings	1-1
vs. LHP Starters	2-2
vs. RHP Starters	6-3
In Extra Innings	0-0
vs. Non-Conference	8-5
Non-Conference Home	8-2
Non-Conference Away	0-3
Non-Conference Neutral	0-0
ACC Home	0-0
ACC Away	0-0

vs. ACC

Overall.....	0-0
Boston College	0-0
Clemson	0-0
Duke	0-0
Florida State	0-0
Louisville	0-0
North Carolina	0-0
Notre Dame	0-0
NC State	0-0
Virginia	0-0
Virginia Tech	0-0

vs. RANKED OPPONENTS

vs. Ranked Opponents	0-0
vs. Top 10 Opponents	0-0
vs. Unranked Teams	8-5
<i>Rankings reflected at time played</i>	

DAYS OF THE WEEK

Monday	0-0
Tuesday	1-0
Wednesday	0-1
Thursday	0-0
Friday	2-1
Saturday	3-2
Sunday	2-1

MONTHS

February	6-5
March	2-0
April	0-0
May	0-0
June	0-0

UNIFORMS

Black Jersey	2-2
Camo Jersey	0-1
Gold Jersey	1-0
Gray Jersey	0-1
Green Jersey	0-0
Pinstripe Jersey	2-1
White Jersey	3-0
All Black Hat	6-4
Black Hat/Gold Bill	1-1
Camo Hat	1-0

MISCELLANEOUS

TV Games	3-0
ACC Network Games	0-0
ACCNX Games	3-0
ESPN+ Games	0-0
RSN Games	0-0
Games on Turf	8-2
Games on Grass	0-3
Longest Win Streak	5
Longest Losing Streak	4
Last 5 Games	5-0
Last 10 Games	6-4
vs. Teams .500 or Better	4-3
vs. Team below .500	4-2
Below 40 degrees	1-0
40-49 degrees	5-1
50-59 degrees	2-0
60-69 degrees	0-4
70-79 degrees	0-0
80+ degrees	0-0

HITTING

Cecere Records Hit	3-1
Cecere Multi-Hit Game	3-0
Cecere Hits HR	2-1
Cecere Bats Sixth	4-0
<u>Cecere Bats Eighth</u>	<u>0-1</u>
Crum Records Hit	5-0
Crum Multi-Hit Game	4-0
Crum Leads Off	0-1
Crum Bats Ninth	6-1
Kendall Records Hit	1-0
<u>Kendall Multi-Hit Game</u>	<u>0-0</u>
Lanzilli Records Hit	7-3
Lanzilli Multi-Hit Game	5-0
Lanzilli Hits HR	4-0
<u>Lanzilli Bats Third</u>	<u>8-5</u>
Long Records Hit	1-0
Long Multi-Hit Game	0-0
Long Hits HR	0-0
Ludowig Records Hit	2-3
Ludowig Multi-Hit Game	0-0
Ludowig Hits HR	0-0
Ludowig Bats Sixth	4-4
<u>Ludowig Bats Eighth</u>	<u>1-1</u>
Mascolo Records Hit	0-0
Mascolo Multi-Hit Game	0-0
Mascolo Hits HR	0-0
Mascolo Bats Ninth	0-1
McNamee Records Hit	1-0
McNamee Multi-Hit Game	0-0
McNamee Hits HR	0-0
Meany Records Hit	1-0
<u>Merrifield Records Hit</u>	<u>2-0</u>
Muntz Records Hit	7-2
Muntz Multi-Hit Game	5-0
Muntz Hits HR	1-1
Muntz Bats Fifth	8-3
Muntz Bats Eighth	0-1
<u>Muntz Bats Ninth</u>	<u>0-1</u>
<u>Pilat Bats Ninth</u>	<u>1-0</u>
Poteet Records Hit	6-2
Poteet Multi-Hit Game	2-1
Poteet Hits HR	1-0
Poteet Bats Second	5-4
Poteet Bats Sixth	0-1
Poteet Bats Seventh	2-0
<u>Poteet Bats Eighth</u>	<u>1-0</u>
Seymour Records Hit	6-3
Seymour Multi-Hit Game	2-2
Seymour Hits HR	1-0
<u>Seymour Bats Fourth</u>	<u>8-5</u>
Simoneit Records Hit	6-2
Simoneit Multi-Hit Game	5-0
Simoneit Hits HR	2-0
Simoneit Bats Fifth	0-2
Simoneit Bats Seventh	1-0
<u>Simoneit Bats Eighth</u>	<u>6-2</u>
Tinsman Records Hit	8-2
Tinsman Multi-Hit Game	5-1
Tinsman Hits HR	2-0
Tinsman Bats Second	3-0
<u>Tinsman Bats Seventh</u>	<u>5-5</u>
Turconi Records Hit	8-3
Turconi Multi-Hit Game	4-1
Turconi Hits HR	1-0
Turconi Leads Off	8-4
<u>Turconi Bats Second</u>	<u>0-1</u>

PITCHING

Starter goes less than 5	1-2
Starter goes 5+	7-3
When a reliever pitches	8-5
Eric Adler	3-1
Bobby Hearn	1-3
Cole McNamee	2-4
Antonio Menendez	0-1
Riley Myers	2-3
Brennen Oxford	2-1
Shane Smith	3-0
Austin Teel	2-0
Tyler Witt	4-2
When the starting pitcher is:	
Ryan Cusick	2-1
William Fleming	2-1
Bobby Hearn	1-0
Antonio Menendez	1-2
Jared Shuster	2-1

vs. NON-CONFERENCE

Atlantic 10	1-0
Davidson	0-0
La Salle	1-0
Big East	1-0
Seton Hall	1-0
Big South	0-0
Gardner-Webb	0-0
High Point	0-0
Big Ten	1-0
Illinois	1-0
Big West	0-3
Long Beach State	0-3
Colonial	0-0
Elon	0-0
Conference USA	0-0
Charlotte	0-0
Horizon	1-1
Milwaukee	1-1
Ivy	2-0
Brown	2-0
Northeast	2-0
Sacred Heart	2-0
SoCon	0-0
Furman	0-0
UNCG	0-0
Sun Belt	0-1
Appalachian State	0-1
Coastal Carolina	0-0

WAKE FOREST BASEBALL

GAME-BY-GAME SUMMARY

DATE	OPPONENT	SCORE	WFU R-H-E	OPP. R-H-E	INN.	OVERALL	ACC	PITCHER OF RECORD	ATTEND.	TIME	NOTES
Feb. 14	Seton Hall	W, 4-3	4-7-1	3-7-1	9	1-0		Smith (1-0)	510	3:16	Cusick fans 10; Lanzilli hits walk-off HR in 9th
Feb. 15	Milwaukee	W, 19-3	19-20-0	3-8-0	9	2-0		Shuster (1-0)	602	3:11	Shuster Ks 12; 12 different Deacs tally hits
	Milwaukee	L, 6-8	6-7-1	8-9-1	9	2-1		Myers (0-1)	602	3:24	Milwaukee scores 4 in 7th, 2 in 9th to erase deficit
Feb. 16	Illinois	W, 5-3	5-9-0	3-4-0	9	3-1		Fleming (1-0)	576	2:27	Witt, Smith combine for 3.0 perfect IP in relief; Lanzilli, Simoneit HR
Feb. 18	UNCG	6-2 (SUSP)									Deacs lead 6-2 after 5 innings. To be completed later
Feb. 21	at Long Beach St.	L, 2-6	2-5-2	6-6-1	9	3-2		Cusick (0-1)	1,115	2:42	Ruiz allows 2 hits in 7.0 shutout IP for LBSU
Feb. 22	at Long Beach St.	L, 3-7	3-3-1	7-11-1	9	3-3		Shuster (1-1)	1,062	2:13	Muntz HR gives WF 3-1 lead in 2nd; LBSU retires last 23 Deacs
Feb. 23	at Long Beach St.	L, 0-6	0-4-0	6-10-1	9	3-4		Fleming (1-1)	1,261	2:59	Deacs leave bases loaded twice, but tally only 4 hits
Feb. 26	App State	L, 9-11	9-10-2	11-8-0	9	3-5		McNamee (0-1)	504	3:48	Cecere's first HR is pinch-hit grand slam; App hits go-ahead HR in top 9
Feb. 28	La Salle	W, 7-4	7-9-0	4-9-0	9	4-5		Witt (1-0)	467	3:24	Simoneit hits go-ahead grand slam in 8th; Cusick Ks 13
Feb. 29	Brown	W, 7-4	7-13-0	4-5-1	9	5-5		Shuster (2-1)	746	2:41	5 Deacs have multi-hit efforts, Shuster fans 10 in 7 IP
	Brown	W, 10-0	10-15-0	0-2-1	9	6-5		Fleming (2-1)	746	2:36	Cecere hits 2nd, 3rd HRs of DH; Fleming: 8.0 IP, 2 H, 9 Ks
March 1	Sacred Heart	W, 9-5	9-15-3	5-6-1	9	7-5		Hearn (1-0)	609	2:39	Muntz HRs twice, Simoneit 4-4; Hearn, Myers start game with 6 shutout IP
March 3	Sacred Heart	W, 9-0	9-15-0	0-1-1	9	8-5		Menendez (1-0)	317	2:40	5 Deacs combine for 1-hitter; Crum, Poteet hit first HRs
March 6	Louisville										
March 7	Louisville										
March 8	Louisville										
March 11	at Coastal Car.										
March 13	Clemson										
March 14	Clemson										
March 15	Clemson										
March 17	at Charlotte										
March 20	at NC State										
March 21	at NC State										
March 22	at NC State										
March 25	High Point										
March 27	North Carolina										
March 28	North Carolina										
March 29	North Carolina										
March 31	at Elon										
Apr. 3	at Virginia Tech										
Apr. 4	at Virginia Tech										
Apr. 5	at Virginia Tech										
Apr. 7	at Davidson										
Apr. 9	at Virginia										
Apr. 10	at Virginia										
Apr. 11	at Virginia										
Apr. 14	Charlotte										
Apr. 15	at App State										
Apr. 17	Florida State										
Apr. 18	Florida State										
Apr. 19	Florida State										
Apr. 21	Coastal Car.										
Apr. 24	at Notre Dame										
Apr. 25	at Notre Dame										
Apr. 26	at Notre Dame										
Apr. 28	at UNCG										
Apr. 29	vs. Gardner-Webb										
May 5	Elon										
May 8	Duke										
May 9	Duke										
May 10	Duke										
May 12	at High Point										
May 14	at Boston College										
May 15	at Boston College										
May 16	at Boston College										

WAKE FOREST BASEBALL

LOUISVILLE SERIES HISTORY

2019 SERIES STATS



2019 Wake Forest Baseball Overall Statistics for Wake Forest (as of Feb 11, 2020) (All games vs Louisville Sorted by Batting avg)



Record: 0-3 Home: 0-0 Away: 0-3 ACC: 0-3

Player	avg	gp-gs	ab	r	h	2b	3b	hr	rbi	tb	slg%	bb	hp	so	gdp	ob%	sf	sh	sb-att	po	a	e	fld%
3 Bobby Seymour	.462	3-3	13	2	6	0	0	0	3	6	.462	0	0	1	0	.462	0	0	0-0	26	4	0	1.000
24 Chris Lanzilli	.333	3-3	12	1	4	1	0	1	2	8	.667	1	0	3	0	.385	0	0	0-0	5	0	0	1.000
5 Patrick Frick	.300	3-2	10	2	3	1	0	0	2	4	.400	0	0	0	2	.300	0	0	0-0	1	2	1	.750
4 DJ Poteet	.286	3-2	7	1	2	0	0	0	0	2	.286	1	1	2	0	.444	0	0	0-0	3	0	0	1.000
23 Jake Mueller	.273	3-3	11	2	3	0	0	0	0	3	.273	1	0	3	0	.333	0	0	0-0	3	4	0	1.000
6 Michael Turconi	.125	3-2	8	1	1	0	0	0	1	1	.125	1	0	3	0	.222	0	0	0-0	0	5	1	.833
22 Michael Ludwig	.111	3-3	9	0	1	0	0	0	0	1	.111	1	0	2	0	.200	0	0	0-0	7	0	0	1.000
17 Bruce Steel	.100	3-3	10	0	1	1	0	0	1	2	.200	1	0	3	0	.182	0	0	0-0	3	4	1	.875
9 Brendan Tinsman	.091	3-3	11	1	1	0	0	1	2	4	.364	0	1	6	0	.167	0	0	0-0	9	3	0	1.000
11 Shane Muntz	.250	2-1	4	0	1	0	0	0	1	1	.250	0	0	3	0	.250	0	0	0-0	0	0	0	.000
15 Logan Harvey	.000	3-2	5	0	0	0	0	0	0	0	.000	1	0	2	0	.167	0	0	0-0	12	1	0	1.000
26 Michael Wein	.000	1-0	0	1	0	0	0	0	0	0	.000	0	0	0	0	.000	0	0	0-0	0	0	0	.000
28 Chase Mascolo	.000	2-0	0	1	0	0	0	0	0	0	.000	0	0	0	0	.000	0	0	0-0	0	0	0	.000
Totals	.230	3	100	12	23	3	0	2	12	32	.320	7	2	28	2	.294	0	0	0-0	72	26	3	.970
Opponents	.273	3	99	21	27	5	1	5	19	49	.495	10	0	18	0	.339	0	2	4-4	81	28	0	1.000

LOB - Team (16), Opp (18). DPs turned - Team (1), Opp (3). Picked off - Lanzilli, C. 1.

(All games vs Louisville Sorted by Earned run avg)

Player	era	w-l	app	gs	cg	sho	sv	ip	h	r	er	bb	so	2b	3b	hr	b/avg	wp	hp	bk	sfa	sha
8 Colin Peluse	4.91	0-1	1	1	0	0/0	0	7.1	9	6	4	3	5	2	1	0	.300	0	0	0	0	1
35 Morgan McSweeney	9.00	0-1	1	1	0	0/0	0	4.0	7	4	4	1	3	1	0	2	.350	0	0	0	0	0
41 Jared Shuster	9.95	0-1	1	1	0	0/0	0	6.1	6	8	7	4	6	2	0	1	.240	0	0	0	0	0
38 William Fleming	0.00	0-0	1	0	0	0/0	0	2.0	0	0	0	0	1	0	0	0	.000	0	0	0	0	0
12 Tyler Witt	0.00	0-0	1	0	0	0/0	0	0.2	1	0	0	2	1	0	0	0	.333	0	0	0	0	0
34 Bobby Hearn	4.50	0-0	1	0	0	0/0	0	2.0	1	1	1	0	0	0	0	1	.143	0	0	0	0	0
27 Antonio Menendez	5.40	0-0	1	0	0	0/0	0	1.2	3	2	1	0	2	0	0	1	.375	0	0	0	0	1
Totals	6.38	0-3	3	3	0	0/0	0	24.0	27	21	17	10	18	5	1	5	.273	2	0	0	0	2
Opponents	4.00	3-0	3	3	0	0/0	3	27.0	23	12	12	7	28	3	0	2	.230	0	2	0	0	0

PB - Team (2), Harvey, L. 1, Tinsman, B. 1, Opp (1). Pickoffs - Team (0), Opp (1). SBA/ATT - Harvey, L. (4-4), Peluse, C. (2-2), Menendez, A. (1-1), McSweeney, M (1-1).

2018 SERIES STATS



2018 Wake Forest Baseball Overall Statistics for Wake Forest (as of Feb 11, 2020) (All games vs Louisville Sorted by Batting avg)



Record: 2-1 Home: 2-1 Away: 0-0 ACC: 2-1

Player	avg	gp-gs	ab	r	h	2b	3b	hr	rbi	tb	slg%	bb	hp	so	gdp	ob%	sf	sh	sb-att	po	a	e	fld%
6 Jake Mueller	.500	3-3	10	2	5	0	0	0	1	5	.500	1	2	0	0	.615	0	0	1-2	3	12	0	1.000
4 DJ Poteet	.308	3-3	13	4	4	1	1	2	2	13	1.000	2	0	2	0	.400	0	0	0-0	10	0	1	.909
2 Johnny Aiello	.250	3-3	12	2	3	0	0	1	4	6	.500	1	0	2	0	.308	0	0	1-1	1	4	0	1.000
24 Chris Lanzilli	.222	3-3	9	1	2	0	0	0	0	2	.222	2	0	3	0	.364	0	0	1-1	1	0	0	1.000
3 Bobby Seymour	.125	3-2	8	2	1	0	0	1	2	4	.500	1	0	0	0	.222	0	0	0-0	17	0	2	.895
28 Chase Mascolo	.100	3-3	10	1	1	0	0	0	0	1	.100	1	0	3	0	.182	0	0	0-0	2	12	0	1.000
19 Christian Long	.000	3-2	9	0	0	0	0	0	0	0	.000	0	0	8	0	.000	0	0	0-0	4	0	0	1.000
7 Nick DiPonzio	.500	3-1	4	1	2	0	0	0	0	2	.500	1	0	1	0	.600	0	0	0-1	2	0	0	1.000
15 Logan Harvey	.429	3-2	7	1	3	0	0	0	0	3	.429	1	0	2	0	.500	0	0	0-0	22	1	1	.958
22 Michael Ludwig	.375	3-2	8	0	3	2	0	0	3	5	.625	0	0	2	0	.375	0	0	1-1	4	1	0	1.000
11 Shane Muntz	.000	2-2	5	0	0	0	0	0	0	0	.000	2	0	2	1	.286	0	0	0-0	3	0	0	1.000
40 Cole McNamee	.000	2-1	3	0	0	0	0	0	0	0	.000	0	0	3	0	.000	0	1	0-0	11	0	1	.917
5 Patrick Frick	.000	1-0	1	0	0	0	0	0	0	0	.000	0	0	0	0	.000	0	0	0-0	1	0	0	1.000
Totals	.242	3	99	14	24	3	1	4	12	41	.414	12	2	28	1	.336	0	1	4-6	81	32	5	.958
Opponents	.222	3	99	15	22	5	1	3	14	38	.384	11	2	23	2	.310	1	0	2-3	76	32	5	.956

LOB - Team (24), Opp (17). DPs turned - Team (2), Opp (1). IBB - Team (0), Opp (1).

(All games vs Louisville Sorted by Earned run avg)

Player	era	w-l	app	gs	cg	sho	sv	ip	h	r	er	bb	so	2b	3b	hr	b/avg	wp	hp	bk	sfa	sha
12 Tyler Witt	0.00	0-0	1	0	0	0/0	0	3.0	1	0	0	0	1	0	0	0	.100	0	0	0	0	0
43 Griffin Roberts	1.08	0-0	1	1	0	0/0	0	8.1	5	1	1	3	13	1	0	1	.172	0	1	0	0	0
8 Colin Peluse	3.52	1-0	1	1	0	0/0	0	7.2	7	3	3	1	5	2	1	0	.241	0	0	0	0	0
35 Morgan McSweeney	9.00	0-1	1	1	0	0/0	0	5.0	7	7	5	3	3	1	0	2	.333	2	0	0	1	0
9 Rayne Supple	0.00	1-0	2	0	0	0/0	1	2.0	0	0	0	0	0	0	0	0	.000	0	0	0	0	0
27 Antonio Menendez	0.00	0-0	1	0	0	0/0	0	0.2	0	0	0	1	1	0	0	0	.000	0	0	0	0	0
34 Bobby Hearn	54.00	0-0	1	0	0	0/0	0	0.1	1	2	2	2	0	1	0	0	.500	1	1	0	0	0
11 Shane Muntz	99.00	0-0	1	0	0	0/0	0	0.0	1	2	2	1	0	0	0	0	1.000	0	0	0	0	0
Totals	4.33	2-1	3	3	0	0/0	1	27.0	22	15	13	11	23	5	1	3	.222	3	2	0	1	0
Opponents	3.20	1-2	3	3	0	0/0	1	25.1	24	14	9	12	28	3	1	4	.242	1	2	0	0	1

PB - Team (1), Harvey, L. 1, Opp (3). SBA/ATT - Harvey, L. (1-2), Witt, T. (1-1), Muntz, S. (1-1), Roberts, G. (0-1), Peluse, C. (1-1).

SERIES HISTORY

Overall: Louisville leads, 14-3

Tom Walter vs. LOU: 3-14

Current Streak: Lost 4

LAST 10 SERIES RESULTS

Date	W/L	Site	Score
3/31/19	L	A	4-5
3/29/19	L	A	7-10
3/29/19	L	A	1-6
5/23/18	L	N	2-10
3/18/18	W	H	6-3
3/17/18	L	H	6-11
3/16/18	W	H	2-1
4/9/17	L	A	5-7
4/8/17	L	A	6-7
4/7/17	W	A	2-1

WAKE FOREST CAREER STATS VS. LOUISVILLE

	Avg.	GP-GS	AB	R	H	2B	3B	HR	RBI	TB	SLG%	BB	HBP	SO	GDP	OB%	SF	SH	SB-ATT
Lanzilli	.292	7-7	24	2	7	2	0	1	2	12	.500	4	0	8	0	.393	0	0	1-1
Long	.000	3-2	9	0	0	0	0	0	0	0	.000	0	0	8	0	.000	0	0	0-0
Ludwig	.250	7-6	20	0	5	3	0	0	3	8	.400	2	0	5	0	.318	0	0	1-1
Mascolo	.100	5-3	10	2	1	0	0	0	0	1	.100	1	0	3	0	.182	0	0	0-0
McNamee	.000	2-1	3	0	0	0	0	0	0	0	.000	0	0	3	0	.000	0	1	0-0
Muntz	.077	5-4	13	0	1	0	0	0	1	1	.077	2	0	7	1	.200	0	0	0-0
Poteet	.273	7-6	22	5	6	1	1	2	2	15	.682	5	1	5	0	.429	0	0	0-0
Seymour	.280	7-6	25	4	7	0	0	1	5	10	.400	1	0	1	0	.308	0	0	0-0
Tinsman	.091	3-3	11	1	1	0	0	1	2	4	.364	0	1	6	0	.167	0	0	0-0
Turconi	.125	3-2	8	1	1	0	0	0	1	1	.125	1	0	3	0	.222	0	0	0-0
	ERA	W-L	APP	GS	CG	SHO	SV	IP	H	R	ER	BB	SO	2B	3B	HR	BF	Avg.	
Fleming	12.00	0-0	2	0	0	0/0	0	2.0	2	3	3	0	1	0	0	1	9	.250	
Hearn	11.57	0-0	2	0	0	0/0	0	2.1	2	3	3	2	0	1	0	1	12	.222	
Menendez	3.86	0-0	2	0	0	0/0	0	2.1	3	2	1	1	3	0	0	1	12	.300	
Muntz	99.00	0-0	1	0	0	0/0	0	0.0	1	2	2	1	0	0	0	0	2	1.00	
Shuster	9.45	0-1	2	1	0	0/0	0	6.2	6	8	7	4	6	2	0	1	31	.235	
Witt	2.08	0-0	3	0	0	0/0	0	4.1	4	2	1	2	3	1	0	0	20	.222	

WAKE FOREST BASEBALL

2019 OVERALL STATS



2020 Wake Forest Baseball Overall Statistics for Wake Forest (as of Mar 03, 2020) (All games Sorted by Batting avg)



Record: 8-5 Home: 8-2 Away: 0-3 ACC: 0-0

Player	avg	gp-gs	ab	r	h	2b	3b	hr	rbi	tb	slg%	bb	hp	so	gdp	ob%	sf	sh	sb-att	po	a	e	fld%
8 William Simoneit	.444	12-11	36	11	16	5	0	2	10	27	.750	7	3	7	1	.553	1	0	0-0	39	18	3	.950
9 Brendan Tinsman	.372	13-13	43	10	16	4	0	2	8	26	.605	6	2	14	0	.462	1	0	0-0	83	7	1	.989
24 Chris Lanzilli	.320	13-13	50	8	16	4	0	4	9	32	.640	6	0	7	3	.386	1	0	1-1	19	5	1	.960
11 Shane Muntz	.311	13-13	45	9	14	1	0	3	6	24	.533	8	2	14	0	.436	0	0	0-0	37	5	0	1.000
6 Michael Turconi	.296	13-13	54	8	16	3	0	1	10	22	.407	5	0	13	1	.356	0	0	1-1	12	15	0	1.000
3 Bobby Seymour	.280	13-13	50	9	14	2	0	1	9	19	.380	7	0	8	2	.362	1	0	0-0	85	6	0	1.000
4 DJ Poteet	.250	13-13	48	9	12	3	0	1	10	18	.375	9	0	10	1	.368	0	0	2-3	16	12	2	.933
22 Michael Ludowig	.132	11-10	38	5	5	1	0	0	2	6	.158	4	0	16	2	.214	0	0	0-0	16	4	1	.952

23 John Meany	1.000	1-0	1	1	1	1	0	0	0	2	2.000	0	0	0	0	1.000	0	0	0-0	0	0	0	.000
1 Drew Kendall	1.000	2-0	1	0	1	1	0	0	1	2	2.000	1	0	0	0	1.000	0	0	0-0	1	0	0	1.000
2 Hite Merrifield	.500	6-0	4	1	2	1	0	0	1	3	.750	0	0	0	0	.500	0	0	0-0	1	0	1	.500
18 Adam Cecere	.333	7-5	21	8	7	1	0	4	12	20	.952	1	0	7	0	.364	0	0	0-0	5	0	0	1.000
17 Cole McNamee	.333	1-0	3	1	1	1	0	0	2	2	.667	0	0	0	0	.333	0	0	0-0	0	0	0	.000
20 Derek Crum	.300	11-9	30	6	9	3	0	1	4	15	.500	1	0	5	0	.313	1	1	2-2	19	0	0	1.000
31 Parker Pilat	.125	4-2	8	1	1	1	0	0	0	2	.250	0	0	6	0	.125	0	0	0-0	1	3	0	1.000
19 Christian Long	.125	4-0	8	0	1	0	0	0	1	1	.125	0	0	3	0	.125	0	0	0-0	1	0	0	1.000
28 Chase Mascolo	.000	6-1	6	1	0	0	0	0	0	0	.000	2	0	4	0	.250	0	0	0-0	1	3	0	1.000
5 Pierce Bennett	.000	2-1	2	2	0	0	0	0	0	0	.000	2	0	0	0	.500	0	0	0-0	0	1	0	1.000
Totals	.295	13	448	90	132	32	0	19	85	221	.493	59	7	114	10	.382	5	1	6-7	342	90	10	.977
Opponents	.208	13	409	60	85	12	6	5	53	124	.303	45	15	150	3	.306	5	7	10-15	329	97	9	.979

LOB - Team (101), Opp (79). DPs turned - Team (5), Opp (11). IBB - Team (0), Opp (2). Picked off - Seymour, B. 1.

(All games Sorted by Earned run avg)

Player	era	w-l	app	gs	cg	sho	sv	ip	h	r	er	bb	so	2b	3b	hr	b/avg	wp	hp	bk	sfa	sha
33 Ryan Cusick	3.12	0-1	3	3	0	0/0	0	17.1	19	10	6	13	32	2	1	0	.292	3	0	0	0	1
38 William Fleming	3.38	2-1	3	3	0	0/1	0	18.2	12	7	7	5	19	3	0	1	.188	0	5	0	1	1
14 Jared Shuster	4.74	2-1	3	3	0	0/0	0	19.0	17	10	10	3	30	3	0	1	.239	0	1	0	0	1
27 Antonio Menendez	5.29	1-0	4	3	0	0/1	0	17.0	10	10	10	11	20	3	1	0	.179	4	1	0	2	1

7 Eric Adler	0.00	0-0	4	0	0	0/0	1	4.2	2	3	0	3	5	0	0	0	.118	1	2	0	1	0
21 Shane Smith	0.00	1-0	3	0	0	0/1	1	3.0	0	0	0	0	4	0	0	0	.000	0	0	0	0	0
15 Brennen Oxford	0.00	0-0	3	0	0	0/2	0	2.0	0	0	0	0	2	0	0	0	.000	0	0	0	0	0
34 Bobby Hearn	1.35	1-0	5	1	0	0/0	0	6.2	6	5	1	1	10	0	2	1	.222	0	0	0	0	0
12 Tyler Witt	1.50	1-0	6	0	0	0/1	0	12.0	7	4	2	1	11	0	0	0	.163	0	1	0	0	2
17 Cole McNamee	4.76	0-1	6	0	0	0/1	0	5.2	3	4	3	2	9	0	1	1	.150	0	1	1	0	0
25 Riley Myers	6.00	0-1	5	0	0	0/0	0	6.0	4	4	4	4	5	1	1	0	.200	1	3	0	1	1
13 Austin Teel	9.00	0-0	2	0	0	0/0	0	2.0	5	3	2	2	3	0	0	1	.455	1	1	0	0	0
Totals	3.55	8-5	13	13	0	2/2	2	114.0	85	60	45	45	150	12	6	5	.208	10	15	1	5	7
Opponents	6.65	5-8	13	13	0	1/1	1	109.2	132	90	81	59	114	32	0	19	.295	12	7	1	5	1

PB - Team (5), Tinsman, B. 5, Opp (4). Pickoffs - Team (1), Tinsman, B. 1, Opp (1). SBA/ATT - Tinsman, B. (9-12), Cusick, R. (6-8), Muntz, S. (1-2), Menendez, A. (1-2), Simoneit, W. (0-1), Shuster, J. (0-1), Witt, T. (1-1), McNamee, C. (0-1), Myers, R. (1-1), Fleming, W. (1-1).

WAKE FOREST BASEBALL

PHOTO ROSTER



1 Drew Kendall
INF/OF | So.



2 Hite Merrifield
OF | R-Fr.



3 Bobby Seymour
INF | Jr.



4 DJ Poteet
INF/OF | Jr.



5 Pierce Bennett
INF | Fr.



6 Michael Turconi
INF | So.



7 Eric Adler
RHP | Fr.



8 William Simoneit
C/INF | Grad.



9 Brendan Tinsman
C/OF | So.



10 Danny Barlok
RHP | Grad.



11 Shane Muntz
C | Jr.



12 Tyler Witt
LHP | Grad.



13 Austin Teel
LHP | Fr.



14 Jared Shuster
LHP | Jr.



15 Brennen Oxford
LHP | R-Fr.



16 Alex Sleiman
C | Fr.



17 Cole McNamee
INF/RHP | Jr.



18 Adam Cecere
OF/INF | Fr.



19 Christian Long
OF | Sr.



20 Derek Crum
OF | Fr.



21 Shane Smith
RHP | R-Fr.



22 Michael Ludwig
OF | Jr.



23 John Meany
C | Fr.



24 Chris Lanzilli
OF/INF | Jr.



25 Riley Myers
RHP | Grad.



27 Antonio Menendez
RHP | Jr.



28 Chase Mascolo
INF | Sr.



30 Andrew Rust
RHP | So.



31 Parker Pilat
INF | Fr.



33 Ryan Cusick
RHP | So.



34 Bobby Hearn
LHP | Grad.



35 Ben Casstevens
RHP | Grad.



38 William Fleming
RHP | Jr.



42 Rhyse Dee
RHP | Sr.



45 Reese Robinson
RHP | R-Jr.



32 Tom Walter
Head Coach
Coaches Third Base



37 Bill Cilentio
Associate Head Coach



44 John Hendricks
Pitching Coach
Makes Mound Visits



29 Joey Hammond
Volunteer Asst. Coach
Coaches First Base



Jeff Strahm
Athletic Trainer