



WAKE FOREST 2020-21 MEN'S BASKETBALL



GAME 3

WAKE FOREST DEMON DEACONS

2-0 | 0-0 ACC

Head Coach: Steve Forbes

Record at Wake Forest: 2-0; First Season

Career Record: 298-106

Last Game: W, 71-60 vs Longwood

VS

CATAWBA INDIANS

2-3 | 2-3 SAC

Head Coach: Rob Perron

Record at Catawba: 102-79, Seventh Season

Career Record: 102-79

Last Game: W, 83-81 at Mars Hill

DECEMBER 31, 2020 - 3 P.M. - ACC NETWORK - LJV COLISEUM

TV - ACC NETWORK - MIKE MONACO AND MALCOLM HUCKABY

RADIO - WAKE FOREST LEARFIELD IMG SPORTS NETWORK - STAN COTTEN AND MARK 'DINGER' FREIDINGER



Quick Comparison

91.0	PPG	83.8
.522	FG%	.465
.392	3FG%	.310
35.0	RPG	37.4



KEY STORYLINES

A NEW ERA, WINNING STREAK

- Wake Forest is 2-0 for the first time since the 2016-17 season when the Demon Deacons defeated Radford (80-59) and Bucknell (94-74) to open the new campaign.
- With the Nov. 27 win, Wake Forest has now won seven-straight non-conference games inside Lawrence Joel Veterans Memorial Coliseum.
- In his six seasons as a Division-I head coach, Steve Forbes has started four seasons with a record of 2-0 or better.

RECRUIT OFFENSE, COACH DEFENSE

- After setting a Lawrence Joel Veterans Memorial Coliseum record 20 steals during the season opener against Delaware State, the Demon Deacons turned Longwood over 24 times takeaways.
- Due to great team defense and communication, Wake Forest had five team turnovers during the Longwood game.
 - two shot clock violations, two five-second calls and an errant pass on a baseline out-of-bounds play.
- The Deacs made the most of their opportunities at the charity stripe, knocking down 17-of-22(77%) at the line.
 - Ian DuBose and Ishmael Massoud led the way at the line, combining to go 10-of-11 (91%) on the night.

DEACS WELCOME WHITT TO ROSTER

- The Deacs welcome mid-year freshman Carter Whitt to the team. Whitt graduated high school early and has enrolled in classes for the spring semester at Wake Forest.
- Whitt was the top-ranked point guard in the state of North Carolina according to 247Sports.
 - Ranked the No. 10 point guard nationally.
 - Ranked the No. 64 player nationally.
 - Ranked No. 86 in ESPN's Top 100 recruits.
 - Ranked No. 63 in Rivals Top150 nationally.
- Whitt is the highest rated recruit in the Steve Forbes Era.

ACROSS THE NATION

- Wake Forest is ranked inside the top 10 in multiple statistical categories, according to KenPom -
 - 1st in Steal % (20.2)
 - 1st in Turnover % (33.0)
 - 4th in Effective FG % (60.9)
 - 6th in 2pt FG % (62.5)
 - 21st in FT% (77.8)

NOVEMBER

- 25 Delaware State ACCNX W, 111-51
- 27 Longwood ACCN W, 71-60

DECEMBER

- 2 Troy Postponed
- 13 Presbyterian Cancelled
- 16 Virginia Postponed
- 21 VMI Cancelled
- 30 Syracuse Postponed
- 31 Catawba ACCN 3 P.M.

JANUARY

- 3 at Georgia Tech
- 6 at Virginia
- 9 at Duke
- 13 Louisville
- 17 Virginia Tech
- 20 at UNC
- 27 at NC State
- 30 Miami

FEBRUARY

- 2 at Notre Dame
- 7 Pitt
- 10 at Boston Coll.
- 13 at Florida State
- 17 Duke
- 20 NC State
- 24 Clemson
- 27 at Virginia Tech

MARCH

- 2 at Pitt
- 5 Georgia Tech

WAKE FOREST TOP PERFORMERS

#	Name	Pos.	Ht.	Wt.	Cl.	Min./G	Pts./G	Notes
0	Jahcobi Neath	G	6-3	200	So.	22.0	9.0	Leads the team in minutes off the bench, shooting 46% from the field
23	Isaiah Wilkins	G	6-4	220	Jr.	21.3	6.0	Ninth in the country and first in Power5 in steal percentage (6.3%)
20	Jonah Antonio	G	6-5	195	Grad	18.3	13.0	Leads the team in PPG
25	Ismael Massoud	F	6-8	220	So.	14.8	9.5	Shooting 40% from 3PT range

QUICK FACTS

UNIVERSITY QUICK FACTS

Location Winston-Salem, NC 27109
 Founded 1834 in Wake Forest, NC
 Enrollment 5,033 undergraduate
 Affiliation NCAA Division I
 Conference Atlantic Coast
 Colors Old Gold & Black
 President Dr. Nathan O. Hatch
 Faculty Athletic Rep. Dr. Peter Brubaker
 Athletic Director John Currie
 Athletic Department Phone . (336) 758-4620
 Ticket Office Phone (888) 758-DEAC

ARENA INFORMATION

Arena.... Lawrence Joel Veterans Memorial Coliseum
 Capacity..... 14,665
 Opened..... 1989-90
 Record in Facility..... 360-127

PROGRAM HISTORY

Years of Basketball..... 114th
 First Season of Basketball..... 1906
 All-Time Head Coaches..... 23
 All-Time Record..... 1,553-1,258
 Winning Seasons 66
 20+ Win Seasons 21
 All-Time ACC Record 444-552
 ACC Championships 4(1961, 1962, 1995, 1996)
 Winning ACC Seasons 24
 NCAA Tournament Appearances (Last) 23 (2017)
 NCAA Tournament Record..... 28-23
 NCAA Sweet 16's 10
 NCAA Elite Eight 7
 NCAA Final Four 1 (1962)
 NIT Appearances (Last)..... 6 (2006)
 NIT Record 10-5
 NIT Championships 1 (2000)

COACHING STAFF

Head Coach..... Steve Forbes
 Alma Mater, Year Southern Arkansas '88
 Record at Wake Forest..... 2-0
 Record Overall 298-106
 Assistant Coach..... Randolph Childress
 Years at WFU/Alma Mater . . . 9th / WFU '95
 Assistant Coach B.J. McKie
 Years at WFU/Alma Mater ... 1st/South Carolina '99
 Assistant Coach..... Brooks Savage
 Years at WFU/Alma Mater... 1st/Tennessee '08
 Dir. of Basketball Operations..... Frank Davis
 Years at WFU/Alma Mater . 1st/Tennessee Tech '10
 Director of Athletic Performance . . Mike Starke
 Director of Player Development... Antanas Kavaliauskas
 Director of Player Relations..... Joe Hugley
 Video Coordinator..... Chris Forbes
 Special Assistant..... Matt Woodely
 Sports Medicine..... Greg Collins
 Equipment Manager Roxann Moody
 Basketball Office Phone (336) 758-5622

TEAM INFORMATION

2019-20 Overall Record 13-18
 Home / Away / Neutral..... 9-5/2-11/2-2
 2019-20 ACC Record / Finish 6-14/13th
 Overall Letterwinners Returning/Lost 4/6
 Starters Returning/Lost 2/5
 Newcomers 8

ANTONIO FROM DEEP

- Jonah Antonio joins the Demon Deacons for his redshirt senior season following one year at UNLV.
- Antonio is a deep-range shooter and finished his junior season with 53 three point baskets. He connected on a career-high five three pointers multiple times last season with the Rebels.
- Through two games, Antonio is fifth in the country in true shooting percentage (.867) and leads the Deacs in scoring. He is shooting 57% from beyond the arc on 14 attempts.
- He went a solid 4-8 from behind the arc against Delaware State and 4-6 against Longwood.
- He is averaging 18 minutes off the bench for Wake Forest.

RETURNERS ON THE RISE

- Sophomore guard Jahcobi Neath leads Wake Forest in minutes off the bench after ending the 2019-20 season in the starting lineup for the final three games.
- He tallied 12 points in 23 minutes in the win against Longwood and added two steals and six assists in the win over Delaware State
- Sophomore forward ismael Massoud is xx on the team in points and minutes, while finding his place in the starting lineup for this season. He played in almost every game of the 2019-20 season and scored in double digits multiple times throughout conference play but had never started a game.
- He contributed nine points in the win against Delaware State and 10 points in the win over Longwood.
- On the season, Massoud is currently shooting 40% form beyond the arc and a perfect 100% from the free throw line.

DEACS OPEN 2020-21 SEASON WITH RECORD PERFORMANCE

- With Wednesday's win, Wake Forest has now won six-straight non-conference games inside Lawrence Joel Veterans Memorial Coliseum.
- Wake Forest scored 50-plus points in a half (59 in first half) for the first time since it scored 59 in the second half vs. Army on December 8, 2017. The lead was Wake Forest's largest first-half margin since Dec. 30, 2004 when the Demon Deacons held a 32-point advantage over North Carolina A&T.
- Wednesday marked the Demon Deacons 71st game scoring 100-plus points in program history and the first since the aforementioned game vs. Army in 2017. It was just the 16th time in program history that the Deacs scored 111 points or more in a game.
- The 60-point margin of victory is the second highest in the modern basketball era and the most since Wake Forest defeated Buffalo by 65 points (121-56) on Jan. 5, 1983. Next highest margin of victory in Lawrence Joel Veterans Memorial Coliseum history was 47 against St. Mary's on Dec. 1, 1980.
- Wake Forest had five student-athletes combine to make 14 three pointers on Wednesday. That is tied for the eighth most in program history for a single game and the most since the Deacs hit 16 vs. LSU on Dec. 22, 2016.
- Wake Forest had 10 student-athletes combine to record 20 steals. That is the second highest mark in program history, trailing only when the Demon Deacons recorded 25 on Dec. 10, 1977 against Richmond.

DEACS IN THE NBA

2020-21 Season

Chris Paul | Suns | Year 16

Averaging 15 points in 30.3 minutes a game

Ish Smith | Wizards | Year 11

Averaging 7.5 points in 22.6 minutes a game

John Collins | Hawks | Year 4

Double-double on Dec. 26 in win over Memphis

James Johnson | Mavs | Year 12

Averaging 15.3 minutes through three games

Jeff Teague | Celtics | Year 12

Scored 19 points in 25 minutes against the Bucks Dec. 23

Al-Farouq Aminu | Magic | Year 11

Knee surgery Dec. 2020 - out indefinitely

SERIES HISTORY

SERIES RECORD

- Wake Forest leads the series 5-2, with all games in the series played between 1930-1946.

LAST MEETING

- W, 59-27 in 1946. the Deacs are on a 75-year winning streak against the Indians, having won the previous meeting in 1945 41-38 as well.

SCOUT REPORT

- The Indians are led by junior guard Terrence Whitfield. Whitfield is averaging 17.2 points in 33 minutes per game. The Indians are coming off an 83-81 overtime win over Mars Hill on December 19.

MEDIA INFORMATION

CREDENTIALS AND PARKING

Credentials pickup / Media entrance will be at the West Lobby. Credentials allow access only to assigned media seating -- or specific sections designated for photographers and videographers -- and do not provide access to the floor, suites or other areas.

Throughout the season, media interested in covering the Demon Deacons at LJV Coliseum and on the road will need to make a credential request through Wake Forest, not through the opposing ACC school staff.

Will Pantages (pantagw@wfu.edu) and Lucy Berres (berresl@wfu.edu) will accept all credential requests and will work to determine availability for a specific site as space will be very limited.

Due to Wake Forest not allowing fans inside LJV Coliseum at this time, Athletics will not credentials scouts. Media will be parking in the Pepsi Lot. If passes are required, those will be shared digitally prior to the game.

COVID-19 REGULATIONS

Each credentialed media member will be asked a series of questions and will undergo a temperature check when they arrive at LJV Coliseum. After a successful temperature check, media members will receive a wristband to verify their health. Metal detection and bag check will take place upon entry into the concourse.

Once in the arena, members of the media will need to remain in Section 113 seating or their assigned shooting location for the safety of others. A mask must be worn at all times in Joel Coliseum.

POSTGAME INTERVIEWS

All postgame interviews will be conducted online through Zoom.

Coach Steve Forbes and select Demon Deacon student-athletes will be available as soon as possible following games for both home and away events. Links for the video conference, or phone numbers to dial into the conference, will be provided to the media prior to tipoff.

Wake Forest Athletics staff will have the Zoom press conference streamed live on YouTube and student-athletes and Steve Forbes will call-in the Wake Forest Sports Properties radio broadcast postgame show.

Opposing team's head coach and select student-athletes will be made available via Zoom. Please contact a member of their communications staff for additional information.

For individual interview requests throughout the season, please contact Will Pantages (Pantagw@wfu.edu) or Lucy Berres (berresl@wfu.edu)

RECORD WHEN...

Home.....	2-0
Road	0-0
Neutral.....	0-0
Ranked Opponent (either AP or Coaches).....	0-0
Unranked Opponent	2-0
Leads at halftime.....	1-0
Trails at halftime.....	0-0
Tied at halftime	1-0
Goes into overtime.....	0-0
Leads by 10 or more points.....	2-0
Trails by 10 or more points.....	0-0
Shoots 50% or better	1-0
Shoots less than 50%	1-0
Shoots less than 45%	0-0
Shoots less than 40%	0-0
Opponent shoots 50% or better	1-0
Opponent shoots less than 50%	1-0
Opponent shoots less than 45%	1-0
Opponent shoots less than 40%	1-0
Has higher FG% than opponent	1-0
Has lower FG% than opponent	1-0
Has same FG% as opponent	0-0
Outrebounds its opponent.....	1-0
Outrebounded by opponent.....	1-0
Has same rebounds as opponent.....	0-0
Has more off rebounds than opponent ...	1-0
Has fewer off rebounds than opponent....	1-0
Has same off rebounds as opponent	0-0
Has fewer turnovers than opponent.....	2-0
Has more turnovers than opponent	0-0
Has same turnovers as opponent	0-0
Has fewer than 10 turnovers.....	0-0
Opponent has fewer than 10 turnovers	0-0
Shoots more FTs than opponent.....	2-0
Shoots fewer FTs than opponent.....	0-0
Shoots the same FTs as opponent	0-0
Game decided by 10 points or less or OT.....	0-0
Game decided by 5 points or less or OT	0-0
Scores <60 points.....	0-0
Scores 60-69 points.....	0-0
Scores 70-79 points.....	1-0
Scores 80-89 points.....	0-0
Scores 90+ points.....	1-0
Allows <60 points.....	1-0
Allows 60-69 points.....	1-0
Allows 70-79 points.....	0-0
Allows 80-89 points.....	0-0
Allows 90+ points.....	0-0
Wins the tip	0-0
Loses the tip.....	2-0
White uniforms	2-0
Black uniforms	0-0
Grey uniforms.....	0-0

2020-21 ROSTER & BREAKDOWN

ROSTER BREAKDOWN

BY CLASS

Seniors (5)
Jonah Antonio (Graduate)
Ian Dubose (Graduate)
Jalen Johnson (Graduate)
Anthony Mathis, Jr.
Sunday Okeke

Juniors (5)

Blake Buchanan
Miles Lester
Isaiah Mucius
Isaiah Wilkins
Daivien Williamson

Sophomores (5)

Tariq Ingraham
Ismael Massoud
Jahcobi Neath
Ody Oguama
Grant van Beveren

Freshmen (3)

Quadry Adams
Emmanuel Okpomo
Carter Whitt

BY STATE/COUNTRY

North Carolina (7)

Blake Buchanan
Ian Dubose
Jalen Johnson
Ody Oguama
Isaiah Wilkins
Daivien Williamson
Carter Whitt

New York (2)

Ismael Massoud
Isaiah Mucius

Georgia (1)

Grant van Beveren

Kansas (1)

Miles Lester

Kentucky (1)

Anthony Mathis, Jr.

Mississippi (1)

Emmanuel Okpomo

New Jersey (1)

Quadry Adams

Pennsylvania (1)

Tariq Ingraham

Canada (1)

Jahcobi Neath

Australia (1)

Jonah Antonio

Nigeria (1)

Sunday Okeke

NUMERICAL ROSTER

No.	Name	Pos.	Ht.	Wt.	Yr.	Hometown	High School [Previous College]
0	Jahcobi Neath	G	6'3"	200	SO	Toronto, Ont.	Crestwood Prep
1	Isaiah Mucius	F	6'8"	195	JR	East Patchogue, N.Y.	Brewster Academy
2	Jalen Johnson	G	6'6"	196	GR	Durham, N.C.	Tennessee
4	Daivien Williamson	G	6'2"	165	JR	Winston-Salem, N.C.	East Tennessee State (ETSU)
10	Tariq Ingraham	F	6'9"	250	SO	Philadelphia, Penn.	Bonner-Prendergast
11	Ian Dubose	G	6'4"	210	GR	Durham, N.C.	Houston Baptist
13	Quadry Adams	G	6'4"	170	FR	Piscataway, N.J.	St. Thomas Aquinas
20	Jonah Antonio	G	6'5"	180	GR	Perth, Australia	Univ. Nevada Las Vegas (UNLV)
23	Isaiah Wilkins	G	6'4"	225	JR	Winston-Salem, N.C.	Virginia Tech
25	Ismael Massoud	F	6'8"	200	SO	East Harlem, N.Y.	Macduffie School
30	Emmanuel Okpomo	C	6'10"	220	FR	Jackson, Miss.	Oak Hill Academy
31	Blake Buchanan	F	6'5"	205	JR	Durham, N.C.	Voyager Academy
33	Ody Oguama	F	6'9"	205	SO	Raleigh, N.C.	Woodstock Academy
34	Sunday Okeke	F	6'8"	250	SR	Lagos, Nigeria	Greens Farms Academy
35	Carter Whitt	G	6'4"	180	FR	Raleigh, N.C.	Leesville Road
45	Anthony Mathis, Jr.	G	6'1"	185	SR	Louisville, Ky.	Kentucky Country Day
52	Grant van Beveren	F	6'6"	215	SO	Alpharetta, Ga.	Chattahoochee
55	Miles Lester	G	6'0"	180	R-JR	Wichita, Kan.	Wilbraham & Mason Academy

ALPHABETICAL ROSTER

No.	Name	Pos.	Ht.	Wt.	Yr.	Hometown	Previous School/High School
13	Quadry Adams	G	6'4"	170	FR	Piscataway, N.J.	St. Thomas Aquinas
20	Jonah Antonio	G	6'5"	180	GR	Perth, Australia	Univ. Nevada Las Vegas (UNLV)
31	Blake Buchanan	F	6'5"	205	JR	Durham, N.C.	Voyager Academy
11	Ian Dubose	G	6'4"	210	GR	Durham, N.C.	Houston Baptist
10	Tariq Ingraham	F	6'9"	250	SO	Philadelphia, Penn.	Bonner-Prendergast
2	Jalen Johnson	G	6'6"	196	GR	Durham, N.C.	Tennessee
55	Miles Lester	G	6'0"	180	R-JR	Wichita, Kan.	Wilbraham & Mason Academy
25	Ismael Massoud	F	6'8"	200	SO	East Harlem, N.Y.	Macduffie School
45	Anthony Mathis, Jr.	G	6'1"	185	SR	Louisville, Ky.	Kentucky Country Day
1	Isaiah Mucius	F	6'8"	195	JR	East Patchogue, N.Y.	Brewster Academy
0	Jahcobi Neath	G	6'3"	200	SO	Toronto, Ont.	Crestwood Prep
33	Ody Oguama	F	6'9"	205	SO	Raleigh, N.C.	Woodstock Academy
34	Sunday Okeke	F	6'8"	250	SR	Lagos, Nigeria	Greens Farms Academy
30	Emmanuel Okpomo	C	6'10"	220	FR	Jackson, Miss.	Oak Hill Academy
52	Grant van Beveren	F	6'6"	215	SO	Alpharetta, Ga.	Chattahoochee
35	Carter Whitt	G	6'4"	180	FR	Raleigh, N.C.	Leesville Road
23	Isaiah Wilkins	G	6'4"	225	JR	Winston-Salem, N.C.	Virginia Tech
4	Daivien Williamson	G	6'2"	165	JR	Winston-Salem, N.C.	East Tennessee State (ETSU)

COACHING & SUPPORT STAFF

Head Coach	Steve Forbes	1st Season/Southern Arkansas '88
Assistant Coach	Randolph Childress	9th Season/ Wake Forest '95
Assistant Coach	B.J. McKie	1st Season/South Carolina '99
Assistant Coach	Brooks Savage	1st Season/Tennessee '08
Director of Basketball Operations	Frank Davis	1st Season/Tennessee Tech '10
Director of Sports Performance	Mike Starke	1st Season/Concordia College '13
Director of Player Development	Antanas Kavaliauskas	1st Season/Texas A&M '07
Director of Player Relations	Joe Hugley	1st Season/Central Connecticut St. '19
Video Coordinator	Chris Forbes	1st Season/East Tennessee St. '18
Student Athlete Services	Jane Caldwell	22nd Season/UNC Greensboro
Sports Medicine	Greg Collins	25th Season/Kansas State '89

PRONUNCIATION GUIDE

1. Isaiah Mucius	MEW-cee-iss
4. Jahcobi Neath	"jacobey"
10. Tariq Ingraham	ta-REEK "ingram"
25. Ismael Massoud	ish-MAY-el mah-SUED
30. Emmanuel Okpomo	Oak-POE-moe
33. Ody Oguama	oh-DEE oh-GUAM-ah
34. Sunday Okeke	oh-KAY-kay

2020-21 PHOTO ROSTER




JAHCOBI NEATH
So. / 6-3 / 200 / G
Toronto, Ontario
Crestwood Prep

0



ISAIAH MUCIUS
Jr. / 6-8 / 195 / F
East Patchogue, N.Y.
Brewster Academy

1



JALEN JOHNSON
Grad. / 6-6 / 196 / G
Durham, N.C.
Wesleyan Christian
(Tennessee)

2




DAIVIEN WILLIAMSON
Jr. / 6-2 / 165 / G
Winston-Salem, N.C.
Winston-Salem Prep
(East Tennessee St.)

4



TARIQ INGRAHAM
R-Fr. / 6-9 / 250 / F
Philadelphia, Pa.
Bonner-Prendergast

10




IAN DUBOSE
Grad. / 6-4 / 210 / G
Durham, N.C.
Ravenscroft School
(Houston Baptist)

11



QUADRY ADAMS
Fr. / 6-4 / 170 / G
Piscataway N.J.
St. Thomas Aquinas

13




JONAH ANTONIO
Grad. / 6-5 / 180 / G
Perth, Australia
Sunrise Christian
Academy

20




ISAIAH WILKINS
Jr. / 6-4 / 225 / G
Winston-Salem, N.C.
Mount Tabor
Virginia Tech

23




ISMAEL MASSOUD
So. / 6-8 / 200 / F
East Harlem, N.Y.
MacDuffie School

25



EMMANUEL OKPOMO
Fr. / 6-10 / 220 / C
Jackson, Miss.
Oak Hill Academy

30



BLAKE BUCHANAN
Jr. / 6-5 / 205 / F
Durham, N.C.
Voyager Academy

31




ODY OGUAMA
So. / 6-9 / 205 / F
Raleigh, N.C.
Woodstock Academy

33



SUNDAY OKEKE
Sr. / 6-8 / 250 / F
Lagos, Nigeria
Greens Farms Academy

34




CARTER WHITT
Fr. / 6-4 / 180 / G
Raleigh, N.C.
Leesville Road

35




ANTHONY MATHIS, JR.
Sr. / 6-1 / 185 / G
Louisville, Ky.
Kentucky Country Day
Navy

30



GRANT VAN BEVEREN
So. / 6-6 / 215 / F
Alpharetta, Ga.
Chattahoochee

52



MILES LESTER
R-Jr. / 6-0 / 170 / G
Wichita, Kan.
Wilbraham & Monson
[Rice]

55



STEVE FORBES
Head Coach
1st Season
Southern Arkansas '88



RANDOLPH CHILDRESS
Assistant Coach
9th Season
Wake Forest '95



BJ MCKIE
Assistant Coach
1st Season
South Carolina '99



BROOKS SAVAGE
Assistant Coach
1st Season
Tennessee '08



JAHCOBI NEATH

SOPHOMORE / 6-3 / 200 / G / TORONTO, ONT.

9.0 PPG | 3.0 APG | 3.5 RPG | 100 % FT | 22.0 MPG

SEASON/CAREER HIGHS

POINTS

Career: 16, 2x - last vs. Duke (2/25/20)
Season: 12 vs Longwood (11/27/20)

REBOUNDS

Career: 6, vs. Delaware State (11/25/20)
Season: 6, vs. Delaware State (11/25/20)

FIELD GOALS

Career: 5, 2x last vs Longwood (11/27/20)
Season: 5 vs Longwood (11/27/20)

FIELD GOAL ATTEMPTS

Career: 10, vs. Virginia (1/26/20)
Season: 7 vs Longwood (11/27/20)

3-POINTERS

Career: 2, vs. Xavier (12/14/19)
Season:

3-POINT ATTEMPTS

Career: 3, 2x - last at Miami (2/15/20)
Season:

FREE THROWS

Career: 9, vs. Duke (2/25/20)
Season: 4 vs Delaware State (11/25/20)

FREE THROW ATTEMPTS

Career: 12, vs. Duke (2/25/20)
Season: 4 vs Delaware State (11/25/20)

ASSISTS

Career: 6, 2x - last vs Delaware State (11/25/20)
Season: 6, vs Delaware State (11/25/20)

TURNOVERS

Career: 6, at North Carolina (3/3/20)
Season: 2 vs Delaware State (11/25/20)

BLOCKS

Career: 1, vs. Long Beach State (11/29/19)
Season:

STEALS

Career: 2, 3x - last vs. Delaware State (11/25/20)
Season: 2 vs Delaware State (11/25/20)

MINUTES

Career: 31, 2x - last at North Carolina (3/3/20)
Season: 23 vs Longwood (11/27/20)

2020-21 GAME-BY-GAME STATS

#0 NEATH, Jahcobi

				Total		3-Pointers		Free throws		Rebounds											
Opponent	Date	GS	MIN	FG-FGA	PCT	3FG-3FGA	PCT	FT-FTA	PCT	OFF	DEF	TOT	AVG	PF	A	T/O	BLK	STL	PTS	AVG	
Delaware St.	11/25/2020		20:59	1-6	.167	0-0	.000	4-4	1.000	1	5	6	6.0	2	6	2	0	2	6	6.0	
Longwood	11/27/2020		22:58	5-7	.714	0-0	.000	2-2	1.000	0	1	1	3.5	1	0	1	0	0	12	9.0	
Totals		0	43:57	6-13	.462	0-0	.000	6-6	1.000	1	6	7	3.5	3	6	3	0	2	18	9.0	

Player Averages

Games Played	Minutes/game	Points/game	FG Pct	3FG Pct	FT Pct	Rebounds/game	Assists/game	Turnovers/game	Assist/Turnover ratio	Steals/game	Blocks/game
2	22.0	9.0	46.2	0.0	100.0	3.5	3.0	1.5	2.0	1.0	0.0

2019-20 SEASON HIGHLIGHTS

- Appeared in all 30 games, making five starts.
- Averaged 5.3 points and 2.2 assists per game.
- Had four double-figure scoring games (all coming in the last six games of the season).
- Scored a season-high 16 points (5-6 FG, 5-7) and had three assists vs. Georgia Tech (Feb. 19).
- Matched a season-high with 16 points (9-12 FT), and had five rebounds and three assists vs. No. 7 Duke (Feb. 25).
- Had seven points and six assists at Miami (Feb. 15).
- Had 10 points and four assists at North Carolina (Mar. 3).
- Had 12 points and five assists at NC State (Mar. 6).

NEATH, Jahcobi

				Field Goals		3-Point		F-Throws		Rebounds										Scoring	
SEASON	TEAM	GP-GS	MIN/AVG	FG-FGA	FG%	3FG-FGA	3FG%	FT-FTA	FT%	OFF	DEF	TOT	AVG	PF	FO	AST	TO	BLK	STL	PTS	AVG
2019-20	Wake	30-5	554/18.5	54-128	.422	12-25	.480	38-65	.585	7	49	56	1.9	49-1	67	53	1	15	158	5.3	
TOTAL		30-5	554/18.5	54-128	.422	12-25	.480	38-65	.585	7	49	56	1.9	49-1	67	53	1	15	158	5.3	



1 ISAIAH MUCIUS

JUNIOR / 6-8 / 200 / F / EAST PATCHOGUE, N.Y.

6.5 PPG | 0.0 APG | 3.5 RPG | 71.4 % FT | 19.5 MPG

SEASON/CAREER HIGHS

POINTS

Career: 19 vs. Pitt (3/10/20)

Season: 9 vs Delaware State (11/25/20)

REBOUNDS

Career: 10, 3x - last vs. Virginia (1/26/20)

Season: 5 vs Delaware State (11/25/20)

FIELD GOALS

Career: 8, at Boston College (11/6/19)

Season: 2, 2x last vs Longwood (11/27/20)

FIELD GOAL ATTEMPTS

Career: 15, at Davidson (11/22/19)

Season: 7 vs Longwood (11/27/20)

3-POINTERS

Career: 3, 3x - last vs. Virginia (1/26/20)

Season:

3-POINT ATTEMPTS

Career: 7, 2x - last at Virginia Tech (1/19/19)

Season: 3 vs Longwood (11/27/20)

FREE THROWS

Career: 8, vs. Florida State (3/9/19)

Season: 5 vs Delaware State (11/25/20)

FREE THROW ATTEMPTS

Career: 11, vs. Florida State (3/9/19)

Season: 6 vs Delaware State (11/25/20)

ASSISTS

Career: 3, 5x - last at Notre Dame (1/29/20)

Season:

TURNOVERS

Career: 4, 2x last vs Longwood (11/27/20)

Season: 4, 2x last vs Longwood (11/27/20)

BLOCKS

Career: 1, 16x - last at North Carolina (3/3/20)

Season:

STEALS

Career: 3, 2x - last vs Delaware State (11/25/20)

Season: 3, vs Delaware State (11/25/20)

MINUTES

Career: 36, vs. Duke (2/25/20)

Season: 23 vs Longwood (11/27/20)

2020-21 GAME-BY-GAME STATS

#1 MUCIUS, Isaiah

				Total		3-Pointers		Free throws		Rebounds											
Opponent	Date	GS	MIN	FG-FGA	PCT	3FG-3FGA	PCT	FT-FTA	PCT	OFF	DEF	TOT	AVG	PF	A	T/O	BLK	STL	PTS	AVG	
Delaware St.	11/25/2020	*	15:18	2-4	.500	0-1	.000	5-6	.833	1	4	5	5.0	3	0	4	0	3	9	9.0	
Longwood	11/27/2020	*	23:42	2-7	.286	0-3	.000	0-1	.000	0	2	2	3.5	2	0	4	0	1	4	6.5	
Totals		2	39:00	4-11	.364	0-4	.000	5-7	.714	1	6	7	3.5	5	0	8	0	4	13	6.5	

Player Averages

Games Played	Minutes/game	Points/game	FG Pct	3FG Pct	FT Pct	Rebounds/game	Assists/game	Turnovers/game	Assist/Turnover ratio	Steals/game	Blocks/game
2	19.5	6.5	36.4	0.0	71.4	3.5	0.0	4.0	0.0	2.0	0.0

2019-20 SEASON HIGHLIGHTS

- Appeared in 30 games (missing one due to injury), making 22 starts.
- Averaged 7.3 points and 4.7 rebounds per game.
- Had nine double-figure scoring games and three double-doubles.
- Scored a career-high 19 points (7-9 FG) vs. Pitt in the ACC Tournament (Mar. 10).
- Scored 18 points (8-13 FG) in season-opener at Boston College (Nov. 6).
- Had 11 points and a career-high 10 rebounds for first career double-double at Davidson (Nov. 22).
- Had 10 points and 10 rebounds for second straight double-double vs. Charleston (Nov. 28).
- Had 16 points (6-9 FG) and 10 rebounds for third career double-double vs. Virginia (Jan. 26).
- Had 16 points (6-8 FG) and six rebounds vs. No. 7 Duke (Feb. 25).

MUCIUS, Isaiah

				Field Goals		3-Point		F-Throws		Rebounds										Scoring	
SEASON	TEAM	GP-GS	MIN/AVG	FG-FGA	FG%	3FG-FGA	3FG%	FT-FTA	FT%	OFF	DEF	TOT	AVG	PF-FO	AST	TO	BLK	STL	PTS	AVG	
2018-19	Wake	31-1	677/21.8	70-219	.320	19-81	.235	43-70	.614	40	76	116	3.7	37-0	23	31	8	12	202	6.5	
2019-20	Wake	30-22	686/22.9	92-216	.426	18-52	.346	18-36	.500	41	99	140	4.7	63-2	28	39	9	14	220	7.3	
TOTAL		61-23	1363/22.3	162-435	.372	37-133	.278	61-106	.575	81	175	256	4.2	100-2	51	70	17	26	422	6.9	



2 JALEN JOHNSON

GRAD / 6-6 / 195 / G / DURHAM, N.C.

10.0 PPG | 1.5 APG | 5.0 RPG | 66.7 % FT | 21.3 MPG

SEASON/CAREER HIGHS

POINTS

Career: 16 vs Delaware State (11/25/20)
Season: 16 vs Delaware State (11/25/20)

REBOUNDS

Career: 7 vs. Delaware State (11/25/20)
Season: 7 vs. Delaware State (11/25/20)

FIELD GOALS

Career: 5 vs. Delaware State (11/25/20)
Season: 5 vs. Delaware State (11/25/20)

FIELD GOAL ATTEMPTS

Career: 8, vs. Delaware State (11/25/20)
Season: 8, vs. Delaware State (11/25/20)

3-POINTERS

Career: 4 vs. Delaware State (11/25/20)
Season: 4 vs. Delaware State (11/25/20)

3-POINT ATTEMPTS

Career: 6, 3x- last vs. Delaware State (11/25/20)
Season: 6, vs. Delaware State (11/25/20)

FREE THROWS

Career: 2 (8 times)
Season: 2 vs. Delaware State (11/25/20)

FREE THROW ATTEMPTS

Career: 4 vs. Longwood (11/27/20)
Season: 4 vs. Longwood (11/27/20)

ASSISTS

Career: 5 at Mississippi St. (2/1/20)
Season: 2 vs Delaware State (11/25/20)

TURNOVERS

Career: 1 vs Delaware State (11/25/20)
Season: 1 vs Delaware State (11/25/20)

BLOCKS

Career: 3 vs. Texas A&M (1/28/20)
Season: 1, 2x last vs. Longwood (11/27/20)

STEALS

Career: 4 at Mississippi St. (2/1/20)
Season: 1 vs Delaware State (11/25/20)

MINUTES

Career: 29, 2x- last at Mississippi State, (2/1/20)
Season: 22 vs Delaware State (11/25/20)

2020-21 GAME-BY-GAME STATS

#2 JOHNSON, Jalen

Opponent	Date	GS	MIN	Total		3-Pointers		Free throws		Rebounds											
				FG-FGA	PCT	3FG-3FGA	PCT	FT-FTA	PCT	OFF	DEF	TOT	AVG	PF	A	T/O	BLK	STL	PTS	AVG	
Delaware St.	11/25/2020	*	22:24	5-8	.625	4-6	.667	2-2	1.000	1	6	7	7.0	1	2	1	1	1	16	16.0	
Longwood	11/27/2020	*	20:16	1-4	.250	0-2	.000	2-4	.500	1	2	3	5.0	2	1	0	1	0	4	10.0	
Totals		2	42:40	6-12	.500	4-8	.500	4-6	.667	2	8	10	5.0	3	3	1	2	1	20	10.0	

Player Averages

Games Played	Minutes/game	Points/game	FG Pct	3FG Pct	FT Pct	Rebounds/game	Assists/game	Turnovers/game	Assist/Turnover ratio	Steals/game	Blocks/game
2	21.3	10.0	50.0	50.0	66.7	5.0	1.5	0.5	3.0	0.5	1.0

2019-20 SEASON HIGHLIGHTS AT TENNESSEE

- Appeared in all 31 contests for the Vols and made two starts.
- Made multiple 3-pointers in six games, and 22 of his 34 field goals on the year came from beyond the arc.
- Made his first start of the season at home against Arkansas (2/11/20), scoring four points while adding two steals, two blocks, one assist and three rebounds.
- Had a career day at Mississippi State (2/1/20) tallying a career-high 13 points, a career-high four made field goals, a career-high five assists and a career-high four steals in a career-high-tying 29 minutes off the bench.
- Tallied a career-high three blocks against Texas A&M (1/28/20).
- Finished the year in a more advanced role for UT, shooting an efficient .850 from the foul line while averaging 3.5 points, 2.0 rebounds and 15.7 minutes per game.
- Served on UT's Student-Athlete Advisory Committee (SAAC), along with fellow team rep John Fulkerson.

JOHNSON, Jalen

				Field Goals		3-Point		F-Throws		Rebounds										Scoring	
SEASON	TEAM	GP-GS	MIN/AVG	FG-FGA	FG%	3FG-FGA	3FG%	FT-FTA	FT%	OFF	DEF	TOT	AVG	PF-FO	AST	TO	BLK	STL	PTS	AVG	
2017-18	UT	13-0	66/5.1	6-11	.545	3-6	.500	1-2	.500	3	7	10	0.8	0-0	5	2	2	2	16	1.2	
2018-19	UT	26-0	150/5.8	14-29	.483	9-20	.450	2-3	.667	7	12	19	0.7	17-0	8	6	1	2	39	1.5	
2019-20	UT	31-2	485/15.6	34-92	.370	22-69	.319	17-20	.850	16	47	63	2.0	46-2	30	17	13	13	107	3.5	
TOTAL		70-2	701/10.0	54-132	.409	34-95	.358	20-25	.800	26	66	92	1.3	63-2	43	25	16	17	162	2.3	



4 DAIVIEN WILLIAMSON

JUNIOR / 6-2 / 165 / G / WINSTON-SALEM, N.C.

7.5 PPG | 1.5 APG | 3.0 RPG | 50.0 %FT | 27.2 MPG

SEASON/CAREER HIGHS

POINTS

Career: 24 at The Citadel (1/10/19)
Season: 8 vs Longwood (11/27/20)

REBOUNDS

Career: 6 (three times)
Season: 3 2x, last vs Longwood (11/27/20)

FIELD GOALS

Career: 9, 2x- last vs. VMI (1/17/19)
Season: 3, 2x last vs Longwood (11/27/20)

FIELD GOAL ATTEMPTS

Career: 13, 2x- last at Little Rock 1(1/30/19)
Season: 6, 2x last vs Longwood (11/27/20)

3-POINTERS

Career: 5 at Little Rock (11/30/19)
Season:

3-POINT ATTEMPTS

Career: 6 (three times)
Season:

FREE THROWS

Career: 11 at VMA (2/15/20)
Season: 2 vs Longwood (11/27/20)

FREE THROW ATTEMPTS

Career: 11 at VMA (2/15/20)
Season: 3, 2x last vs Longwood (11/27/20)

ASSISTS

Career: 10 at Chattanooga (2/5/20)
Season: 2 vs Delaware State (11/25/20)

TURNOVERS

Career: 4 vs Longwood (11/27/20)
Season: 4 vs Longwood (11/27/20)

BLOCKS

Career: 1 (three times)
Season:

STEALS

Career: 2 (11 times)
Season: 2 vs Longwood (11/27/20)

MINUTES

Career:
Season: 33 vs Longwood (11/27/20)

2020-21 GAME-BY-GAME STATS

#4 WILLIAMSON, Daivien

				Total		3-Pointers		Free throws		Rebounds											
Opponent	Date	GS	MIN	FG-FGA	PCT	3FG-3FGA	PCT	FT-FTA	PCT	OFF	DEF	TOT	AVG	PF	A	T/O	BLK	STL	PTS	AVG	
Delaware St.	11/25/2020	*	21:18	3-6	.500	0-2	.000	1-3	.333	0	3	3	3.0	1	2	1	0	1	7	7.0	
Longwood	11/27/2020	*	33:04	3-6	.500	0-2	.000	2-3	.667	0	3	3	3.0	3	1	4	0	2	8	7.5	
Totals		2	54:22	6-12	.500	0-4	.000	3-6	.500	0	6	6	3.0	4	3	5	0	3	15	7.5	

Player Averages

Games Played	Minutes/game	Points/game	FG Pct	3FG Pct	FT Pct	Rebounds/game	Assists/game	Turnovers/game	Assist/Turnover ratio	Steals/game	Blocks/game
2	27.2	7.5	50.0	0.0	50.0	3.0	1.5	2.5	0.6	1.5	0.0

2019-20 SEASON HIGHLIGHTS AT ETSU

- Started all 34 games.
- Averaged 10.4 ppg, 2.6 apg, 2.0 rpg in 27.9 mpg.
- Helped lead the team to their 8th SoCon title.
- Earned a spot on the All-Tournament Team.

WILLIAMSON, Daivien

				Field Goals		3-Point		F-Throws		Rebounds										Scoring	
SEASON	TEAM	GP-GS	MIN/AVG	FG-FGA	FG%	3FG-FGA	3FG%	FT-FTA	FT%	OFF	DEF	TOT	AVG	PF-FO	AST	TO	BLK	STL	PTS	AVG	
2018-19	ETSU	33-16	731/22.2	109-213	.512	27-70	.386	70-85	.824	10	55	65	2.0	34-0	81	44	1	18	315	9.5	
2019-20	ETSU	34-14	948/27.9	122-252	.484	38-102	.373	70-87	.805	6	62	68	2.0	46-0	89	72	2	24	352	10.4	
TOTAL		67-30	1679/25.1	231-465	.497	65-172	.378	140-172	.814	16	117	133	2.0	80-0	170	116	3	42	667	10.0	



10 TARIQ INGRAHAM

R-FRESHMAN / 6-9 / 255 / F / PHILADELPHIA, PA.

11.0 PPG | 0.5 APG | 2.5 RPG | 100 % FT | 12.2 MPG

SEASON/CAREER HIGHS

POINTS

Career: 19 vs Delaware State (11/25/20)
Season: 19 vs Delaware State (11/25/20)

REBOUNDS

Career: 5 vs Delaware State (11/25/20)
Season: 5 vs Delaware State (11/25/20)

FIELD GOALS

Career: 7 vs Delaware State (11/25/20)
Season: 7 vs Delaware State (11/25/20)

FIELD GOAL ATTEMPTS

Career: 7 vs Delaware State (11/25/20)
Season: 7 vs Delaware State (11/25/20)

3-POINTERS

Career:
Season:

3-POINT ATTEMPTS

Career:
Season:

FREE THROWS

Career: 5 vs Delaware State (11/25/20)
Season: 5 vs Delaware State (11/25/20)

FREE THROW ATTEMPTS

Career: 5 vs Delaware State (11/25/20)
Season: 5 vs Delaware State (11/25/20)

ASSISTS

Career: 1 vs Delaware State (11/25/20)
Season: 1 vs Delaware State (11/25/20)

TURNOVERS

Career: 2 vs Delaware State (11/25/20)
Season: 2 vs Delaware State (11/25/20)

BLOCKS

Career:
Season:

STEALS

Career: 1 vs Delaware State (11/25/20)
Season: 1 vs Delaware State (11/25/20)

MINUTES

Career: 17 vs Delaware State (11/25/20)
Season: 17 vs Delaware State (11/25/20)

2020-21 GAME-BY-GAME STATS

#10 INGRAHAM, Tariq

				Total		3-Pointers		Free throws		Rebounds											
Opponent	Date	GS	MIN	FG-FGA	PCT	3FG-3FGA	PCT	FT-FTA	PCT	OFF	DEF	TOT	AVG	PF	A	T/O	BLK	STL	PTS	AVG	
Delaware St.	11/25/2020		17:03	7-7	1.000	0-0	.000	5-5	1.000	5	0	5	5.0	3	1	2	0	1	19	19.0	
Longwood	11/27/2020		07:18	1-2	.500	0-0	.000	1-1	1.000	0	0	0	2.5	3	0	0	0	0	3	11.0	
Totals		0	24:21	8-9	.889	0-0	.000	6-6	1.000	5	0	5	2.5	6	1	2	0	1	22	11.0	

Player Averages

Games Played	Minutes/game	Points/game	FG Pct	3FG Pct	FT Pct	Rebounds/game	Assists/game	Turnovers/game	Assist/Turnover ratio	Steals/game	Blocks/game
2	12.2	11.0	88.9	0.0	100.0	2.5	0.5	1.0	0.5	0.5	0.0

2019-20 SEASON

- Suffered an achilles injury in preseason practice and missed the entire 2019-20 season.
- Three-star recruit from Monsignor Bonner & Archbishop Prendergast in the Philly Catholic League, leading the school to the 2019 Pennsylvania state final.
- Was a 1,000 point scorer at Bonner-Prendergast.



11

IAN DUBOSE

SENIOR / 6-4 / 210 / G / DURHAM, N.C.

11.0 PPG | 4.5 APG | 4.5 RPG | 83.3 % FT | 27.5 MPG

SEASON/CAREER HIGHS

POINTS

Career: 44 vs. Central Ark. (1/2/20)
Season: 14 vs Longwood (11/27/20)

REBOUNDS

Career: 14 at Southeastern La. (2/5/2)
Season: 5 vs Delaware State (11/25/20)

FIELD GOALS

Career: 15 vs. Central Ark. (1/2/20)
Season: 4 vs Longwood (11/27/20)

FIELD GOAL ATTEMPTS

Career: 23, 2x last vs. McNeese (2/29/20)
Season: 7, 2x last vs Longwood (11/27/20)

3-POINTERS

Career: 5, 2x last at A&M Corpus Christi (3/9/19)
Season: 2 vs Delaware State (11/25/20)

3-POINT ATTEMPTS

Career: 10, 2x last vs. Rice (12/14/19)
Season: 3 vs Delaware State (11/25/20)

FREE THROWS

Career: 13 at SFA (1/31/18)
Season: 5 vs Longwood (11/27/20)

FREE THROW ATTEMPTS

Career: 16 vs. Central Ark. (1/2/20)
Season: 6 vs Longwood (11/27/20)

ASSISTS

Career: 9 vs. Incarnate Word (3/6/19)
Season: 5 vs Longwood (11/27/20)

TURNOVERS

Career: 10 at A&M Corpus Christi (3/9/19)
Season: 1 vs Longwood (11/27/20)

BLOCKS

Career: 4 at Lamar (12/28/17)
Season:

STEALS

Career: 5 vs. Central Ark. (1/2/20)
Season: 3 vs Longwood (11/27/20)

MINUTES

Career: 43 vs. Central Ark. (1/2/20)
Season: 32 vs Longwood (11/27/20)

2020-21 GAME-BY-GAME STATS

#11 DUBOSE, Ian

				Total		3-Pointers		Free throws		Rebounds											
Opponent	Date	GS	MIN	FG-FGA	PCT	3FG-3FGA	PCT	FT-FTA	PCT	OFF	DEF	TOT	AVG	PF	A	T/O	BLK	STL	PTS	AVG	
Delaware St.	11/25/2020	*	22:57	3-7	.429	2-3	.667	0-0	.000	1	4	5	5.0	0	4	0	0	2	8	8.0	
Longwood	11/27/2020	*	31:58	4-7	.571	1-2	.500	5-6	.833	0	4	4	4.5	2	5	1	0	3	14	11.0	
Totals		2	54:55	7-14	.500	3-5	.600	5-6	.833	1	8	9	4.5	2	9	1	0	5	22	11.0	

Player Averages

Games Played	Minutes/game	Points/game	FG Pct	3FG Pct	FT Pct	Rebounds/game	Assists/game	Turnovers/game	Assist/Turnover ratio	Steals/game	Blocks/game
2	27.5	11.0	50.0	60.0	83.3	4.5	4.5	0.5	9.0	2.5	0.0

2019-20 SEASON HIGHLIGHTS AT HOUSTON BAPTIST

- 2020 Southland Conference Men's Basketball Student-Athlete of the Year.
- Played in all 29 games, starting 28 of them.
- Averaged 19 points, 7.3 rebounds, and 3.8 assists in an average of 33.2 minutes per game.
- Had 12 20-point games throughout the season.
- Shot 43.9 percent from the floor and 32.6 percent from beyond the arc.
- Visited the free throw line twice as much as the rest of the team and was a solid 77.5 percent shooter from the charity stripe.
- Scored a season-high 44 points and four steals against Central Arkansas (1/20).
- Recorded season-high 14 rebounds while notching 10 points against Southeastern Louisiana (2/05).
- Had a season-high eight assists against New Orleans (1/15).

DUBOSE, Ian

				Field Goals		3-Point		F-Throws		Rebounds				Scoring						
SEASON	TEAM	GP-GS	MIN/AVG	FG-FGA	FG%	3FG-FGA	3FG%	FT-FTA	FT%	OFF	DEF	TOT	AVG	PF-FO	AST	TO	BLK	STL	PTS	AVG
2017-18	HBU	31-31	886/28.6	129-318	.406	35-100	.350	93-150	.620	55	116	171	5.5	92-4	61	67	12	44	386	12.5
2018-19	HBU	30-30	912/30.4	173-356	.486	53-121	.438	111-157	.707	45	133	178	5.9	78-1	103	80	8	47	510	17.0
2019-20	HBU	29-28	963/33.2	175-399	.439	45-138	.326	155-200	.775	48	163	211	7.3	76-1	111	114	9	42	550	19.0
TOTAL		90-89	2762/30.7	477-1073	.445	133-359	.370	359-507	.708	148	412	560	6.2	246-6	275	261	29	133	1446	16.1



13

QUADRY ADAMS

FRESHMAN / 6-4 / 170 / G / PISCATAWAY, N.J.

11.0 PPG | 1.0 APG | 2.0 RPG | 50 % FT | 11.1 MPG

SEASON/CAREER HIGHS

POINTS

Career: 11 vs Delaware State (11/25/20)
Season: 11 vs Delaware State (11/25/20)

REBOUNDS

Career: 2 vs Delaware State (11/25/20)
Season: 2 vs Delaware State (11/25/20)

FIELD GOALS

Career: 4 vs Delaware State (11/25/20)
Season: 4 vs Delaware State (11/25/20)

FIELD GOAL ATTEMPTS

Career: 5 vs Delaware State (11/25/20)
Season: 5 vs Delaware State (11/25/20)

3-POINTERS

Career:
Season:

3-POINT ATTEMPTS

Career:
Season:

FREE THROWS

Career: 3 vs Delaware State (11/25/20)
Season: 3 vs Delaware State (11/25/20)

FREE THROW ATTEMPTS

Career: 6 vs Delaware State (11/25/20)
Season: 6 vs Delaware State (11/25/20)

ASSISTS

Career: 1 vs Delaware State (11/25/20)
Season: 1 vs Delaware State (11/25/20)

TURNOVERS

Career: 1 vs Delaware State (11/25/20)
Season: 1 vs Delaware State (11/25/20)

BLOCKS

Career:
Season:

STEALS

Career: 2 vs Delaware State (11/25/20)
Season: 2 vs Delaware State (11/25/20)

MINUTES

Career: 11 vs Delaware State (11/25/20)
Season: 11 vs Delaware State (11/25/20)

2020-21 GAME-BY-GAME STATS

#13 ADAMS, Quadry

Opponent	Date	GS	MIN	Total		3-Pointers		Free throws		Rebounds				PF		A		BLK		STL		PTS		AVG
				FG-FGA	PCT	3FG-3FGA	PCT	FT-FTA	PCT	OFF	DEF	TOT	AVG											
Delaware St.	11/25/2020		11:03	4-5	.800	0-0	.000	3-6	.500	1	1	2	2.0	2	1	1	0	2	11	11.0				
Longwood	11/27/2020		00:53	0-0	.000	0-0	.000	0-0	.000	0	0	0	1.0	0	0	0	0	0	0	0	0	0	0	5.5
Totals		0	11:56	4-5	.800	0-0	.000	3-6	.500	1	1	2	1.0	2	1	1	0	2	11	5.5				

Player Averages

Games Played	Minutes/ game	Points/ game	FG Pct	3FG Pct	FT Pct	Rebounds/ game	Assists/ game	Turnovers/ game	Assist/Turnover ratio	Steals/ game	Blocks/ game
2	6.0	5.5	80.0	0.0	50.0	1.0	0.5	0.5	1.0	1.0	0.0

HIGHLIGHTS

- Ranked one of the top 15 players in New Jersey.
- Averaged 15.3 points, 4.3 rebounds, and 3.0 assists in his junior year while leading St. Thomas Aquinas to the state quarterfinals.
- Averaged 18.5 points, 4.8 rebounds, 3.2 assists, and 2.7 steals his senior season, leading his team in scoring on the way to a 23-5 record.
- Tallied 10 20+ point-games and two double-doubles, with 10 rebounds in each.



20 JONAH ANTONIO

R-SENIOR / 6-5 / 180 / G / PERTH, AUSTRALIA

12.0 PPG | 0.0 APG | 1.0 RPG | -- % FT | 14.4 MPG

SEASON/CAREER HIGHS

POINTS

Career: 17 vs. Purdue Ft Wayne (11/5/19)
Season: 14 vs Longwood (11/27/20)

REBOUNDS

Career: 9 vs. Boise St. (3/2/20)
Season: 2 vs Longwood (11/27/20)

FIELD GOALS

Career: 6 vs. Purdue Ft Wayne (11/5/19)
Season: 5 vs Longwood (11/27/20)

FIELD GOAL ATTEMPTS

Career: 14 vs. New Mexico (1/18/20)
Season: 8 vs Delaware State (11/25/20)

3-POINTERS

Career: 5 (three times)
Season: 4, 2x last vs Longwood (11/27/20)

3-POINT ATTEMPTS

Career: 13 vs. New Mexico (1/18/20)
Season: 8 vs Delaware State (11/25/20)

FREE THROWS

Career: 2 vs. New Mexico (1/18/20)
Season:

FREE THROW ATTEMPTS

Career: 2 (three times)
Season:

ASSISTS

Career: 3, 2x last vs. Nevada (2/12/20)
Season: 1 vs Longwood (11/27/20)

TURNOVERS

Career: 3 vs. Abilene Christian (11/18/19)
Season: 1, 2x last vs Longwood (11/27/20)

BLOCKS

Career: 2 vs. Colorado St. (2/18/20)
Season: 1 vs Longwood (11/27/20)

STEALS

Career: 3, 2x last vs. Air Force (1/4/20)
Season: 2 vs Longwood (11/27/20)

MINUTES

Career: 42 at California (11/12/19)
Season: 22 vs Longwood (11/27/20)

2020-21 GAME-BY-GAME STATS

#20 ANTONIO, Jonah

Opponent	Date	GS	MIN	Total		3-Pointers		Free throws		Rebounds				PF	A	T/O	BLK	STL	PTS	AVG
				FG-FGA	PCT	3FG-3FGA	PCT	FT-FTA	PCT	OFF	DEF	TOT	AVG							
Delaware St.	11/25/2020		14:24	4-8	.500	4-8	.500	0-0	.000	0	1	1	1.0	0	0	1	0	1	12	12.0
Longwood	11/27/2020		22:17	5-7	.714	4-6	.667	0-0	.000	1	1	2	1.5	0	1	1	1	2	14	13.0
Totals		0	36:41	9-15	.600	8-14	.571	0-0	.000	1	2	3	1.5	0	1	2	1	3	26	13.0

Player Averages

Games Played	Minutes/game	Points/game	FG Pct	3FG Pct	FT Pct	Rebounds/game	Assists/game	Turnovers/game	Assist/Turnover ratio	Steals/game	Blocks/game
2	18.3	13.0	60.0	57.1	0.0	1.5	0.5	1.0	0.5	1.5	0.5

2019-20 SEASON HIGHLIGHTS AT UNLV

- Played in 25 games.
- Averaged, 6.9 points and 2.4 rebounds in 22 minutes per game.
- Shot 31.5 percent from beyond the arc.

ANTONIO, Jonah

				Field Goals		3-Point		F-Throws		Rebounds				Scoring						
SEASON	TEAM	GP-GS	MIN/AVG	FG-FGA	FG%	3FG-FGA	3FG%	FT-FTA	FT%	OFF	DEF	TOT	AVG	PF-FO	AST	TO	BLK	STL	PTS	AVG
2019-20	UNLV	25-13	549/21.9	58-186	.312	53-168	.315	3-7	.429	8	53	61	2.4	32-1	20	11	4	14	172	6.9
TOTAL		25-13	549/21.9	58-186	.312	53-168	.315	3-7	.429	8	53	61	2.4	32-1	20	11	4	14	172	6.9



23

ISAIAH WILKINS

JUNIOR / 6-4 / 225 / G / WINSTON-SALEM, N.C.

6.0 PPG | 2.0 APG | 2.5 RPG | 75 % FT | 21.3 MPG

SEASON/CAREER HIGHS

POINTS

Career: 21 vs. Gardner-Webb (11/9/18)
Season: 10 vs Delaware State (11/25/20)

REBOUNDS

Career: 8 vs. Saint Francis (11/24/18)
Season: 4 vs Delaware State (11/25/20)

FIELD GOALS

Career: 7 vs. Gardner-Webb (11/9/18)
Season: 3 vs Delaware State (11/25/20)

FIELD GOAL ATTEMPTS

Career: 11 at Georgia Tech (2/4/20)
Season: 4 vs Delaware State (11/25/20)

3-POINTERS

Career: 5, 2x last vs. vs Delaware St. (11/20/19)
Season: 1 vs Delaware State (11/25/20)

3-POINT ATTEMPTS

Career: 7, 2x last vs. Delaware St. (11/20/19)
Season: 2 vs Delaware State (11/25/20)

FREE THROWS

Career: 3 (six times)
Season: 3 vs Delaware State (11/25/20)

FREE THROW ATTEMPTS

Career: 4 (six times)
Season: 4 vs Delaware State (11/25/20)

ASSISTS

Career: 7 vs. Delaware State (11/20/19)
Season: 3 vs Delaware State (11/25/20)

TURNOVERS

Career: 3 vs. Coppin State (11/8/19)
Season:

BLOCKS

Career: 2 vs. Northeastern (11/16/18)
Season: 1 vs Delaware State (11/25/20)

STEALS

Career: 5 vs Delaware State (11/25/20)
Season: 5 vs Delaware State (11/25/20)

MINUTES

Career: 28 at Georgia Tech (2/13/19)
Season: 22 vs Delaware State (11/25/20)

2020-21 GAME-BY-GAME STATS

#23 WILKINS, Isaiah

				Total		3-Pointers		Free throws		Rebounds															
Opponent	Date	GS	MIN	FG-FGA	PCT	3FG-3FGA	PCT	FT-FTA	PCT	OFF	DEF	TOT	AVG	PF	A	T/O	BLK	STL	PTS	AVG					
Delaware St.	11/25/2020		21:51	3-4	.750	1-2	.500	3-4	.750	1	3	4	4.0	4	3	0	1	5	10	10.0					
Longwood	11/27/2020		20:49	1-3	.333	0-2	.000	0-0	.000	0	1	1	2.5	1	1	0	0	0	2	6.0					
Totals		0	42:40	4-7	.571	1-4	.250	3-4	.750	1	4	5	2.5	5	4	0	1	5	12	6.0					

Player Averages

Games Played	Minutes/ game	Points/ game	FG Pct	3FG Pct	FT Pct	Rebounds/ game	Assists/ game	Turnovers/ game	Assist/Turnover ratio	Steals/ game	Blocks/ game
2	21.3	6.0	57.1	25.0	75.0	2.5	2.0	0.0	4.0	2.5	0.5

2019-20 SEASON HIGHLIGHTS AT VIRGINIA TECH

- Played in all 32 games, making five starts.
- Averaged 4.3 points and 2.6 rebounds in 14.4 minutes per game.
- Shot 34 percent from the field and 72 percent from the free throw line.
- Had a season-high 15 points and seven assists against Delaware State (11/20).

WILKINS, Isaiah

				Field Goals		3-Point		F-Throws		Rebounds								Scoring		
SEASON	TEAM	GP-GS	MIN/AVG	FG-FGA	FG%	3FG-FGA	3FG%	FT-FTA	FT%	OFF	DEF	TOT	AVG	PF-FO	AST	TO	BLK	STL	PTS	AVG
2018-19	Hokies	34-1	486/14.3	57-117	.487	22-54	.407	23-31	.742	31	47	78	2.3	37-0	20	20	2	18	159	4.7
2019-20	Hokies	32-5	458/14.3	49-144	.340	23-81	.284	16-22	.727	21	63	84	2.6	33-1	43	16	4	25	137	4.3
TOTAL		66-6	944/14.3	106-261	.406	45-135	.333	39-53	.736	52	110	162	2.5	70-1	63	36	6	43	296	4.5



25 ISMAEL MASSOUD

SOPHOMORE / 6-8 / 200 / G / EAST HARLEM, N.Y.

9.5 PPG | 0.5 APG | 2.0 RPG | 100 % FT | 14.8 MPG

SEASON/CAREER HIGHS

POINTS

Career: 14, 2x - last vs. Boston College (1/19/20)
Season: 10 vs Longwood (11/27/20)

REBOUNDS

Career: 6, 2x - last vs. Boston College (1/19/20)
Season: 3 vs Longwood (11/27/20)

FIELD GOALS

Career: 5, 2x - last at Miami (2/15/20)
Season: 3 vs Delaware State (11/25/20)

FIELD GOAL ATTEMPTS

Career: 11, vs. Boston College (1/19/20)
Season: 8 vs Delaware State (11/25/20)

3-POINTERS

Career: 3, 3x - last vs Delaware State (11/25/20)
Season: 3 vs Delaware State (11/25/20)

3-POINT ATTEMPTS

Career: 7 vs Delaware State (11/25/20)
Season: 7 vs Delaware State (11/25/20)

FREE THROWS

Career: 5 vs Longwood (11/27/20)
Season: 5 vs Longwood (11/27/20)

FREE THROW ATTEMPTS

Career: 5, 2x vs Longwood (11/27/20)
Season: 5 vs Longwood (11/27/20)

ASSISTS

Career: 2, 2x - last at Syracuse (2/8/20)
Season: 1 vs Delaware State (11/25/20)

TURNOVERS

Career: 3, 2x - last at Syracuse (2/8/20)
Season: 1 vs Longwood (11/27/20)

BLOCKS

Career: 2, at Miami (2/15/20)
Season:

STEALS

Career: 2, 3x last vs Longwood (11/27/20)
Season: 2 vs Longwood (11/27/20)

MINUTES

Career: 28, vs. Boston College (1/19/20)
Season: 17 vs Longwood (11/27/20)

2020-21 GAME-BY-GAME STATS

#25 MASSOUD, Ismael

Opponent	Date	GS	MIN	Total		3-Pointers		Free throws		Rebounds				PF	A	T/O	BLK	STL	PTS	AVG
				FG-FGA	PCT	3FG-3FGA	PCT	FT-FTA	PCT	OFF	DEF	TOT	AVG							
Delaware St.	11/25/2020	*	12:53	3-8	.375	3-7	.429	0-0	.000	0	1	1	1.0	2	1	0	0	0	9	9.0
Longwood	11/27/2020	*	16:45	2-6	.333	1-3	.333	5-5	1.000	1	2	3	2.0	2	0	1	0	2	10	9.5
Totals			2 29:38	5-14	.357	4-10	.400	5-5	1.000	1	3	4	2.0	4	1	1	0	2	19	9.5

Player Averages

Games Played	Minutes/ game	Points/ game	FG Pct	3FG Pct	FT Pct	Rebounds/ game	Assists/ game	Turnovers/ game	Assist/Turnover ratio	Steals/ game	Blocks/ game
2	14.8	9.5	35.7	40.0	100.0	2.0	0.5	0.5	1.0	1.0	0.0

2019-20 SEASON HIGHLIGHTS

- Appeared in all 31 games off the bench.
- Averaged 4.8 points and 2.0 rebounds per game.
- Academic All-ACC Team.
- Had four double figure scoring games.
- Made 33 3-pointers (third on the team).
- Had a season-high 14 points (3-6 3FG) and three rebounds at Pitt (Jan. 4).
- Tied career highs with 14 points and six rebounds vs. Boston College (Jan. 19).
- Scored 13 points (5-7 FG, 3-3 3FG) at Miami (Feb. 15).

WILKINS, Isaiah

SEASON	TEAM	GP-GS	MIN/AVG	Field Goals		3-Point		F-Throws		Rebounds				Scoring			
				FG-FGA	FG%	3FG-FGA	3FG%	FT-FTA	FT%	OFF	DEF	TOT	AVG	PF	FO	AST	TO
2018-19	Hokies	34-1	486/14.3	57-117	.487	22-54	.407	23-31	.742	31	47	78	2.3	37-0	20	20	2
2019-20	Hokies	32-5	458/14.3	49-144	.340	23-81	.284	16-22	.727	21	63	84	2.6	33-1	43	16	4
TOTAL		66-6	944/14.3	106-261	.406	45-135	.333	39-53	.736	52	110	162	2.5	70-1	63	36	6



30 EMMANUEL OKPOMO

FRESHMAN / 6-10 / 225 / C / JACKSON, MISS.

2.0 PPG | --- APG | 2.0 RPG | 100 % FT | 7.6 MPG

SEASON/CAREER HIGHS

POINTS

Career: 2 vs Delaware State (11/25/20)
Season: 2 vs Delaware State (11/25/20)

REBOUNDS

Career: 2 vs Delaware State (11/25/20)
Season: 2 vs Delaware State (11/25/20)

FIELD GOALS

Career:
Season:

FIELD GOAL ATTEMPTS

Career:
Season:

3-POINTERS

Career:
Season:

3-POINT ATTEMPTS

Career:
Season:

FREE THROWS

Career: 2 vs Delaware State (11/25/20)
Season: 2 vs Delaware State (11/25/20)

FREE THROW ATTEMPTS

Career: 2 vs Delaware State (11/25/20)
Season: 2 vs Delaware State (11/25/20)

ASSISTS

Career:
Season:

TURNOVERS

Career: 3 vs Delaware State (11/25/20)
Season: 3 vs Delaware State (11/25/20)

BLOCKS

Career: 1 vs Delaware State (11/25/20)
Season: 1 vs Delaware State (11/25/20)

STEALS

Career: 2 vs Delaware State (11/25/20)
Season: 2 vs Delaware State (11/25/20)

MINUTES

Career: 7.6 vs Delaware State (11/25/20)
Season: 7.6 vs Delaware State (11/25/20)

2020-21 GAME-BY-GAME STATS

#30 OKPOMO, Emmanuel

Opponent	Date	GS	MIN	Total		3-Pointers		Free throws		Rebounds											
				FG-FGA	PCT	3FG-3FGA	PCT	FT-FTA	PCT	OFF	DEF	TOT	AVG	PF	A	T/O	BLK	STL	PTS	AVG	
Delaware St.	11/25/2020		07:35	0-0	.000	0-0	.000	2-2	1.000	2	0	2	2.0	2	0	3	1	2	2	2.0	
Totals		0	07:35	0-0	.000	0-0	.000	2-2	1.000	2	0	2	2.0	2	0	3	1	2	2	2.0	

Player Averages

Games Played	Minutes/game	Points/game	FG Pct	3FG Pct	FT Pct	Rebounds/game	Assists/game	Turnovers/game	Assist/Turnover ratio	Steals/game	Blocks/game
1	7.6	2.0	0.0	0.0	100.0	2.0	0.0	3.0	0.0	2.0	1.0

HIGHLIGHTS

- Played his final year at Oak Hill Academy (Va.).
- Led his team to a 37-3 record and a No. 3 national ranking.
- Led the team in field goal percentage and blocks.
- Averaged 7.6 points, 7.1 rebounds, and 3.1 blocks per game.
- Played his first three years of high school ball at Huntington Prep (W. Va.).
- Was a member of the MBA AAU program on the Adidas Grassroots Circuit.



31 BLAKE BUCHANAN

JUNIOR / 6-5 / 205 / F / DURHAM, N.C.

--- PPG | --- APG | 2.0 RPG | -- % FT | 4.1 MPG

SEASON/CAREER HIGHS

POINTS

Career: 2 vs. Saint Joseph's (11/15/18)
Season:

REBOUNDS

Career: 2 vs Delaware State (11/25/20)
Season: 2 vs Delaware State (11/25/20)

FIELD GOALS

Career:
Season:

FIELD GOAL ATTEMPTS

Career: 2 vs. Charlotte (12/6/18)
Season: 1 vs Delaware State (11/25/20)

3-POINTERS

Career:
Season:

3-POINT ATTEMPTS

Career: 1, 3x last Delaware State (11/25/20)
Season: 1 vs Delaware State (11/25/20)

FREE THROWS

Career: 2 vs. Saint Joseph's (11/15/18)
Season:

FREE THROW ATTEMPTS

Career: 2 vs. Saint Joseph's (11/15/18)
Season:

ASSISTS

Career: 1, 2x last at Penn St. 12/4/19)
Season:

TURNOVERS

Career:
Season:

BLOCKS

Career: 2 vs Charlotte (12/6/18)
Season:

STEALS

Career: 1 at Duke (11/11/20)
Season:

MINUTES

Career: 4 vs Delaware State (11/25/20)
Season: 4 vs Delaware State (11/25/20)

2020-21 GAME-BY-GAME STATS

#31 BUCHANAN, Blake

				Total		3-Pointers		Free throws		Rebounds													
Opponent	Date	GS	MIN	FG-FGA	PCT	3FG-3FGA	PCT	FT-FTA	PCT	OFF	DEF	TOT	AVG	PF	A	T/O	BLK	STL	PTS	AVG			
Delaware St.	11/25/2020		04:05	0-1	.000	0-1	.000	0-0	.000	0	2	2	2.0	0	0	0	0	0	0	0.0			
Totals		0	04:05	0-1	.000	0-1	.000	0-0	.000	0	2	2	2.0	0	0	0	0	0	0	0.0			

Player Averages

Games Played	Minutes/game	Points/game	FG Pct	3FG Pct	FT Pct	Rebounds/game	Assists/game	Turnovers/game	Assist/Turnover ratio	Steals/game	Blocks/game
1	4.1	0.0	0.0	0.0	0.0	2.0	0.0	0.0	0.0	0.0	0.0

2019-20 SEASON HIGHLIGHTS

- Appeared in seven games off the bench.
- Had an assist at Penn State (Dec. 4).
- Had a steal at Duke (Jan. 11).

BUCHANAN, Blake

				Field Goals		3-Point		F-Throws		Rebounds								Scoring		
SEASON	TEAM	GP-GS	MIN/AVG	FG-FGA	FG%	3FG-FGA	3FG%	FT-FTA	FT%	OFF	DEF	TOT	AVG	PF-FO	AST	T/O	BLK	STL	PTS	AVG
2018-19	Wake	10-0	13/1.3	0-4	.000	0-2	.000	2-2	1.000	4	2	6	0.6	0-0	1	1	0	0	2	0.2
2019-20	Wake	7-0	8/1.2	0-0	.000	0-0	.000	0-0	.000	0	0	0	0.0	0-0	1	0	0	1	0	0.0
TOTAL		17-0	21/1.2	0-4	.000	0-2	.000	2-2	1.000	4	2	6	0.4	0-0	2	1	0	1	2	0.1



33 ODY OGUAMA

SOPHOMORE / 6-9 / 225 / F / RALEIGH N.C.

--- PPG | --- APG | --- RPG | -- % FT | --- MPG

SEASON/CAREER HIGHS

POINTS

Career: 16 vs. Boston College (1/19/20)
Season:

REBOUNDS

Career: 10 vs. Boston College (1/19/20)
Season:

FIELD GOALS

Career: 6 vs. Boston College (1/19/20)
Season:

FIELD GOAL ATTEMPTS

Career: 9 vs. Boston College (1/19/20)
Season:

3-POINTERS

Career:
Season:

3-POINT ATTEMPTS

Career:
Season:

FREE THROWS

Career: 4, 2x last vs. Georgia Tech (2/19/20)
Season:

FREE THROW ATTEMPTS

Career: 8 vs. Boston College (1/19/20)
Season:

ASSISTS

Career: 1 (three times)
Season:

TURNOVERS

Career: 3, 2x last vs. NC A&T (12/21/19)
Season:

BLOCKS

Career: 3 (3 times)
Season:

STEALS

Career: 1 (9 times)
Season:

MINUTES

Career: 28 vs. North Carolina (2/11/20)
Season:

2019-20 SEASON HIGHLIGHTS

- Academic All-ACC Team.
- Appeared in all 31 games, making 24 starts.
- Averaged 2.9 points and 3.9 rebounds per game.
- Second on the team with 24 blocks.
- Had 10 points and seven rebounds in his collegiate debut at Boston College (Nov. 6).
- Had 16 points (6-9 FG) and 10 rebounds vs. Boston College (Jan. 19) for first career double-double.
- Had eight points and eight rebounds vs. North Carolina (Feb. 11).

GAME-BY-GAME STATS

Opponent	MP	FG-A	3G-A	FT-A	O-D-T	PF	A	TO	BS	ST	TP
Delaware St.	--	----	---	---	-----	---	-	--	--	--	--

OGUAMA, Ody

				Field Goals		3-Point		F-Throws		Rebounds										Scoring	
SEASON	TEAM	GP-GS	MIN/AVG	FG-FGA	FG%	3FG-FGA	3FG%	FT-FTA	FT%	OFF	DEF	TOT	AVG	PF-FO	AST	TO	BLK	STL	PTS	AVG	
2019-20	Wake	31-24	462/14.9	31-57	.544	0-0	.000	29-43	.674	47	73	120	3.9	84-3	3	25	24	9	91	2.9	
TOTAL		31-24	462/14.9	31-57	.544	0-0	.000	29-43	.674	47	73	120	3.9	84-3	3	25	24	9	91	2.9	



35 CARTER WHITT

FRESHMAN / 6-4 / 180 / G / RALEIGH, N.C.

--- PPG | --- APG | --- RPG | --- % FT | --- MPG

SEASON/CAREER HIGHS

POINTS

Career:
Season:

REBOUNDS

Career:
Season:

FIELD GOALS

Career:
Season:

FIELD GOAL ATTEMPTS

Career:
Season:

3-POINTERS

Career:
Season:

3-POINT ATTEMPTS

Career:
Season:

FREE THROWS

Career:
Season:

FREE THROW ATTEMPTS

Career:
Season:

ASSISTS

Career:
Season:

TURNOVERS

Career:
Season:

BLOCKS

Career:
Season:

STEALS

Career:
Season:

MINUTES

Career:
Season:

HIGHLIGHTS

- Top-ranked point guard in the state of North Carolina according to 247Sports.
 - Ranked the No. 10 point guard nationally.
 - Ranked the No. 64 player nationally.
- Ranked No. 86 in ESPN's Top 100 recruits.
- Ranked No. 63 in Rivals Top150 nationally.
- Ninth-highest rated recruit in Wake Forest history, during the 247 era.
- Named to the A/B Honor Roll every semester of high school.
- A three-year varsity starter at Leesville Road, Whitt averaged 22.3 points, 9.0 rebounds and 8.3 assists as a junior for a squad that finished 21-8 and won the Cap 7 Conference title. He earned first-team All-Cap 7 honors for his performance.
 - Named to the All-State team each year of high school at Leesville Road.
 - Overall for his career, Whitt was a three-time All-Conference selection and led Leesville Road to the State Quarterfinals twice and to the Cap 7 Conference title twice.
- On track to graduate in December and join the Deacs on campus in January.
- Whitt's father, Scott, is a Wake Forest graduate ('89).



45 ANTHONY MATHIS, JR

SENIOR / 6-1 / 185 / G / LOUISVILLE, KY.

--- PPG | --- APG | --- RPG | -- % FT | --- MPG

SEASON/CAREER HIGHS

POINTS

Career:
Season:

REBOUNDS

Career:
Season:

FIELD GOALS

Career:
Season:

FIELD GOAL ATTEMPTS

Career:
Season:

3-POINTERS

Career:
Season:

3-POINT ATTEMPTS

Career:
Season:

FREE THROWS

Career:
Season:

FREE THROW ATTEMPTS

Career:
Season:

ASSISTS

Career:
Season:

TURNOVERS

Career:
Season:

BLOCKS

Career:
Season:

STEALS

Career:
Season:

MINUTES

Career:
Season:

HIGHLIGHTS

- Joined the program as a walk-on in the summer of 2020.
- Transferred to Wake Forest his junior year from the United States Naval Academy.
- Played his freshman year at the Naval Academy.
- Scored 2,475 career points in high school at Kentucky Country Day.

GAME-BY-GAME STATS

Opponent	MP	FG-A	3G-A	FT-A	O-D-T	PF	A	TO	BS	ST	TP
Delaware St.	--	----	---	---	-----	---	-	--	--	--	--



52 GRANT VAN BEVEREN

SOPHOMORE / 6-6 / 215 / F / ALPHARETTA, GA.

2.0 PPG | --- APG | 2.0 RPG | -- % FT | 4.1 MPG

SEASON/CAREER HIGHS

POINTS

Career: 2 - 2x - last vs Delaware State (11/25/20)
Season: 2 vs Delaware State (11/25/20)

REBOUNDS

Career: 2 vs Delaware State (11/25/20)
Season: 2 vs Delaware State (11/25/20)

FIELD GOALS

Career: 1 - 2x - last vs Delaware State (11/25/20)
Season: 1 vs Delaware State (11/25/20)

FIELD GOAL ATTEMPTS

Career: 1 - 2x - last vs Delaware State (11/25/20)
Season: 1 vs Delaware State (11/25/20)

3-POINTERS

Career:
Season:

3-POINT ATTEMPTS

Career:
Season:

FREE THROWS

Career:
Season:

FREE THROW ATTEMPTS

Career:
Season:

ASSISTS

Career:
Season:

TURNOVERS

Career:
Season:

BLOCKS

Career:
Season:

STEALS

Career:
Season:

MINUTES

Career: 4 vs Delaware State (11/25/20)
Season: 4 vs Delaware State (11/25/20)

2020-21 GAME-BY-GAME STATS

#52 VAN BEVEREN, Grant

Opponent	Date	GS	MIN	Total		3-Pointers		Free throws		Rebounds				PF	A	T/O	BLK	STL	PTS	AVG
				FG-FGA	PCT	3FG-3FGA	PCT	FT-FTA	PCT	OFF	DEF	TOT	AVG							
Delaware St.	11/25/2020		04:05	1-1	1.000	0-0	.000	0-0	.000	0	2	2	2.0	0	0	0	0	0	2	2.0
Totals		0	04:05	1-1	1.000	0-0	.000	0-0	.000	0	2	2	2.0	0	0	0	0	0	2	2.0

Player Averages

Games Played	Minutes/game	Points/game	FG Pct	3FG Pct	FT Pct	Rebounds/game	Assists/game	Turnovers/game	Assist/Turnover ratio	Steals/game	Blocks/game
1	4.1	2.0	100.0	0.0	0.0	2.0	0.0	0.0	0.0	0.0	0.0

HIGHLIGHTS

- Appeared six games during his freshman season.
- Scored first career points with a basket vs. Boston College (Jan. 19).
- Top rebounder in Georgia during his senior season at Chattahoochee High School.
- Averaged 16 points and 20 rebounds per game during senior year.

VAN BEVEREN, Grant

				Field Goals		3-Point		F-Throws		Rebounds										Scoring	
SEASON	TEAM	GP-GS	MIN/AVG	FG-FGA	FG%	3FG-FGA	3FG%	FT-FTA	FT%	OFF	DEF	TOT	AVG	PF	FO	AST	TO	BLK	STL	PTS	AVG
2019-20	Wake	6-0	4/0.7	1-1	1.000	0-0	.000	0-0	.000	0	0	0	0.0	0-0	0	0	0	0	0	2	0.3
TOTAL		6-0	4/0.7	1-1	1.000	0-0	.000	0-0	.000	0	0	0	0.0	0-0	0	0	0	0	0	2	0.3



55

MILES LESTER

R-JUNIOR / 6-0 / 180 / G / WICHITA, KAN.

--- PPG | 1.0 APG | --- RPG | -- % FT | 4.1 MPG

SEASON/CAREER HIGHS

POINTS

Career: 2 vs. Boston College (1/19/20)
Season:

REBOUNDS

Career:
Season:

FIELD GOALS

Career: 1 vs. Boston College (1/19/20)
Season:

FIELD GOAL ATTEMPTS

Career: 1 2x - last vs Delaware State (11/25/20)
Season: 1 vs Delaware State (11/25/20)

3-POINTERS

Career:
Season:

3-POINT ATTEMPTS

Career:
Season: 1 vs Delaware State (11/25/20)

FREE THROWS

Career:
Season:

FREE THROW ATTEMPTS

Career:
Season:

ASSISTS

Career:
Season: 1 vs Delaware State (11/25/20)

TURNOVERS

Career:
Season:

BLOCKS

Career:
Season:

STEALS

Career:
Season:

MINUTES

Career:
Season: 4 vs Delaware State (11/25/20)

2020-21 GAME-BY-GAME STATS

#55 LESTER, Miles

				Total		3-Pointers		Free throws		Rebounds										
Opponent	Date	GS	MIN	FG-FGA	PCT	3FG-3FGA	PCT	FT-FTA	PCT	OFF	DEF	TOT	AVG	PF	A	T/O	BLK	STL	PTS	AVG
Delaware St.	11/25/2020		04:05	0-1	.000	0-1	.000	0-0	.000	0	0	0	0.0	1	1	0	0	0	0	0.0
Totals		0	04:05	0-1	.000	0-1	.000	0-0	.000	0	0	0	0.0	1	1	0	0	0	0	0.0

Player Averages

Games Played	Minutes/game	Points/game	FG Pct	3FG Pct	FT Pct	Rebounds/game	Assists/game	Turnovers/game	Assist/Turnover ratio	Steals/game	Blocks/game
1	4.1	0.0	0.0	0.0	0.0	0.0	1.0	0.0	1.0	0.0	0.0

HIGHLIGHTS

- Transferred to Wake Forest after playing his freshman season at Rice.
- Appeared in seven games for the Deacs in 2019-20.
- Averaged 3.1 points per game for the Owls during the 2017-18 season.

LESTER, Miles

				Field Goals		3-Point		F-Throws		Rebounds								Scoring		
SEASON	TEAM	GP-GS	MIN/AVG	FG-FGA	FG%	3FG-FGA	3FG%	FT-FTA	FT%	OFF	DEF	TOT	AVG	PF-FO	AST	TO	BLK	STL	PTS	AVG
2017-18	Rice	29-5	359/12.4	25-78	.321	20-53	.377	20-27	.741	4	32	36	1.2	18-0	46	32	0	8	90	3.1
2019-20	Wake	7-0	5/0.7	0-2	.000	0-0	.000	0-0	.000	0	1	1	0.1	0-0	0	0	0	0	0	0.0
TOTAL FOR Wake		7-0	5/0.7	0-2	.000	0-0	.000	0-0	.000	0	1	1	0.1	0-0	0	0	0	0	0	0.0
TOTAL		36-5	364/10.1	25-80	.313	20-53	.377	20-27	.741	4	33	37	1.0	18-0	46	32	0	8	90	2.5

2019-20 REVIEW

OVERALL STATS

Game Records

Record	Overall	Home	Away	Neutral
ALL GAMES	13-18	9-5	2-11	2-2
CONFERENCE	6-14	5-5	1-9	0-0
NON-CONFERENCE	7-4	4-0	1-2	2-2

Score by Periods

Team	1st	2nd	OT	TOT
Wake Forest	1047	1180	49	2276
Opponents	1071	1209	41	2321

Team Box Score

No.	Player	GP-GS			Total		3-Point		F-Throw		Rebounds											
		GP-GS	MIN	AVG	FG-FGA	FG%	3FG-FGA	3FG%	FT-FTA	FT%	OFF	DEF	TOT	AVG	PF	DQ	A	TO	BLK	STL	PTS	AVG
0	CHILDRESS, Brandon	30-30	1059:45	35.3	145-359	.404	50-154	.325	127-157	.809	12	78	90	3.0	73	2	138	88	0	36	467	15.6
30	SARR, Olivier	30-15	802:22	26.7	137-260	.527	1-7	.143	137-180	.761	80	190	270	9.0	94	4	28	47	35	12	412	13.7
23	BROWN, Chaundee	23-15	648:52	28.2	98-215	.456	19-59	.322	64-77	.831	38	111	149	6.5	48	2	32	36	3	12	279	12.1
13	WHITE, Andrien	31-27	752:49	24.3	87-229	.380	56-149	.376	49-60	.817	9	104	113	3.6	66	3	43	59	1	22	279	9.0
1	MUCIUS, Isaiah	30-22	685:46	22.9	92-216	.426	18-52	.346	18-36	.500	41	99	140	4.7	63	2	28	39	9	14	220	7.3
11	JOHNSON, Torry	28-17	692:51	24.7	49-123	.398	11-39	.282	48-60	.800	10	42	52	1.9	60	1	32	43	0	15	157	5.6
4	NEATH, Jahcobi	30-5	554:17	18.5	54-128	.422	12-25	.480	38-65	.585	7	49	56	1.9	49	1	67	53	1	15	158	5.3
25	MASSOUD, Ismael	31-0	375:57	12.1	47-122	.385	33-83	.398	22-29	.759	6	57	63	2.0	31	0	9	23	12	10	149	4.8
33	OGUAMA, Ody	31-24	461:32	14.9	31-57	.544	0-0	.000	29-43	.674	47	73	120	3.9	84	3	3	25	24	9	91	2.9
2	WRIGHT, JR., Sharone	20-0	185:36	9.3	17-44	.386	3-10	.300	7-11	.636	2	12	14	0.7	15	0	13	11	2	5	44	2.2
20	WYNN, Michael	14-0	57:43	4.1	7-13	.538	1-4	.250	3-8	.375	8	2	10	0.7	9	0	1	6	0	0	18	1.3
52	VAN BEVEREN, Grant	6-0	03:59	0.7	1-1	1.000	0-0	.000	0-0	.000	0	0	0	0.0	0	0	0	0	0	0	2	0.3
31	BUCHANAN, Blake	7-0	08:04	1.2	0-0	.000	0-0	.000	0-0	.000	0	0	0	0.0	0	0	1	0	0	1	0	0.0
34	OKEKE, Sunday	2-0	05:30	2.8	0-0	.000	0-0	.000	0-0	.000	0	3	3	1.5	0	0	0	0	0	0	0	0.0
55	LESTER, Miles	7-0	04:56	0.7	0-2	.000	0-0	.000	0-0	.000	0	1	1	0.1	0	0	0	0	0	0	0	0.0
Team											55	34	89				10					
Total		31	6300		765-1769	.432	204-582	.351	542-726	.747	315	855	1170	37.7	592	18	395	440	87	151	2276	73.4
Opponents		31	6300		819-1869	.438	220-660	.333	463-658	.704	300	786	1086	35.0	629	24	408	338	111	233	2321	74.9

Team Statistics

	WAKE	OPP
Scoring	2276	2321
Points per game	73.4	74.9
Scoring margin	-1.5	-
Field goals-att	765-1769	819-1869
Field goal pct	.432	.438
3 point fg-att	204-582	220-660
3-point FG pct	.351	.333
3-pt FG made per game	6.6	7.1
Free throws-att	542-726	463-658
Free throw pct	.747	.704
F-Throws made per game	17.5	14.9
Rebounds	1170	1086
Rebounds per game	37.7	35.0
Rebounding margin	+2.7	-
Assists	395	408
Assists per game	12.7	13.2
Turnovers	440	338
Turnovers per game	14.2	10.9
Turnover margin	-3.3	-
Assist/turnover ratio	0.9	1.2
Steals	151	233
Steals per game	4.9	7.5
Blocks	87	111
Blocks per game	2.8	3.6
Winning streak	0	-
Home win streak	2	-
Attendance	96653	133793
Home games-Avg/Game	14-6904	13-10292
Neutral site-Avg/Game	-	4-1591

Team Results

Date	Opponent		Score	Att.
11/06/2019	at Boston College	L	70-77	4815
11/10/2019	Columbia	W	65-63	4451
11/13/2019	UNC Asheville	W	98-79	4187
11/17/2019	at Charlotte	Lot	65-67	4819
11/22/2019	at Davidson	W	82-70	4200
11/28/2019	vs Col. of Charleston	W	65-56	0
11/29/2019	vs Long Beach St.	W	88-75	4179
12/01/2019	vs Arizona	L	66-73	2185
12/04/2019	at Penn St.	L	54-76	6476
12/07/2019	NC State	L	82-91	6118
12/14/2019	Xavier	W	80-78	5847
12/21/2019	N.C. A&T	W	76-64	5156
01/04/2020	at Pittsburgh	W	69-65	10155
01/08/2020	Florida St.	L	68-78	5277
01/11/2020	at Duke	L	59-90	9314
01/14/2020	Virginia Tech	L	70-80	4873
01/19/2020	Boston College	W	80-62	6872
01/21/2020	at Clemson	L	68-71	6951
01/26/2020	Virginia	Lot	63-65	7752
01/29/2020	at Notre Dame	L	80-90	6402
02/01/2020	Clemson	W	56-44	7113
02/05/2020	at Louisville	L	76-86	15270
02/08/2020	at Syracuse	L	73-75	22927
02/11/2020	North Carolina	W	74-57	10894
02/15/2020	at Miami (FL)	L	54-71	5360
02/19/2020	Georgia Tech	L	79-86	7562
02/25/2020	Duke	Wot2	113-101	11681
02/29/2020	Notre Dame	W	84-73	8870
03/03/2020	at North Carolina	L	83-93	21280
03/06/2020	at NC State	L	64-84	15824
03/10/2020	vs Pittsburgh	L	72-81	0

2019-20 REVIEW

MISCELLANEOUS STATS

LARGEST LEAD AT ANY TIME:	26 (54-28) vs. North Carolina (Feb. 11)
LARGEST DEFICIT AT ANY TIME:	35 (55-90) vs. Duke (Jan. 11)
LARGEST DEFICIT OVERCOME TO WIN:	12 (50-62) vs. Duke (Feb. 25)
LARGEST LEAD SURRENDERED IN A LOSS:	15 (44-29) vs. Louisville (Feb. 5)
LARGEST HALFTIME LEAD:	18 (44-26) vs. North Carolina (Feb. 11)
LARGEST HALFTIME DEFICIT:	26 (23-49), vs. Duke (Jan. 11)
LARGEST HALFTIME DEFICIT OVERCOME TO WIN:	3 (27-30) vs. Pittsburgh (Jan. 4)
LARGEST HALFTIME LEAD SURRENDERED IN A LOSS:	12 (46-34) vs. Louisville (Feb. 5)
MOST CONSECUTIVE POINTS SCORED:	17 vs. UNC Asheville (Nov. 13)
MOST CONSECUTIVE POINTS ALLOWED:	16 by Duke (Jan. 11)

SPECIALTY STATS

POINTS OFF TURNOVERS	WAKE FOREST	OPPONENT
Average	10.9	15.6
High	24 vs. NCA&T (Dec. 21)	32 by Penn St (Dec. 4)
Low	2 vs. Boston College (Jan. 19)	2 by Virginia Tech (Jan. 14)

2ND CHANCE POINTS	WAKE FOREST	OPPONENT
Average	10.4	9.4
High	20 vs. Long Beach St. (Nov. 29)	21 by NC State (Dec. 7)
Low	2 vs. Miami (Feb. 15)	0 by Long Beach St. (Nov. 29)

POINTS IN THE PAINT	WAKE FOREST	OPPONENT
Average	26.5	31.4
High	48, twice	46 by NC State (Mar. 6)
Low	6 vs. Virginia (Jan. 26)	18, twice

FAST BREAK POINTS	WAKE FOREST	OPPONENT
Average	12.5	11.9
High	21, twice	32 by Duke (Feb. 25)
Low	0 vs. Clemson (Jan. 21)	2 by Davidson (Nov. 22)

BENCH POINTS	WAKE FOREST	OPPONENT
Average	22.9	19.3
High	38, twice	62 by UNC (Mar. 3)
Low	3 vs. Pitt (Mar. 10)	2 by UNC Charlotte (Nov. 17)

DEMON DEACON GAME LEADERS

POINTS	2019-20	CAREER	REBOUNDS	2019-20	CAREER	3-POINTERS	2019-20	CAREER
Childress	12	28	Sarr	21	28	White	15	15
Sarr	9	9	Brown	10	18	Childress	11	44
White	5	5	Oguama	3	3	Massoud	7	7
Brown	4	12	Mucius	2	5	Mucius	4	7
Johnson	1	1	White	1	1	Brown	2	12
Massoud	1	1	Childress	1	2			
Neath	1	1						
ASSISTS	2019-20	CAREER	STEALS	2019-20	CAREER			
Childress	21	58	Childress	15	55			
Neath	9	9	White	8	8			
Brown	2	6	Neath	5	5			
Johnson	3	5	Brown	4	13			
White	2	2	Mucius	4	10			
Sarr	2	2	Johnson	3	8			
			Sarr	3	8			
			Massoud	2	2			
			Wright	1	5			
			Oguama	1	1			
BLOCKS	2019-20	CAREER						
Sarr	16	38						
Oguama	12	12						
Massoud	7	7						
Mucius	5	10						
Brown	2	8						
Neath	1	1						

NATIONAL RANKINGS

ASSOCIATED PRESS

1 Gonzaga (62)	7-0	1,598	1
2 Baylor (2)	6-0	1,537	2
3 Kansas	8-1	1,458	3
4 Villanova	8-1	1,370	5
5 Houston	7-0	1,313	6
6 Wisconsin	8-1	1,249	9
7 Tennessee	6-0	1,217	8
8 Texas	7-1	1,109	10
9 West Virginia	7-2	1,080	7
10 Iowa	7-2	1,008	4
11 Creighton	7-2	926	13
12 Missouri	6-0	888	14
13 Texas Tech	7-2	821	15
14 Rutgers	6-1	659	11
15 Illinois	7-3	650	18
16 Michigan	7-0	582	19
17 Michigan State	6-2	431	12
18 Florida State	5-1	377	21
19 Northwestern	6-1	350	NR
20 Duke	3-2	290	20
T-21 Oregon	6-1	252	25
T-21 Minnesota	8-1	252	NR
23 Virginia	4-2	238	16
24 Virginia Tech	7-1	230	24
25 Ohio State	7-2	216	23

Others receiving votes: Xavier 178, San Diego St. 172, **North Carolina 57**, Arkansas 55, **Clemson 50**, Colorado 50, Saint Louis 49, Florida 20, **Louisville 18**, BYU 12, Georgia 10, **NC State 8**, UCLA 4, Indiana 4, Richmond 3, UCF 2, Western Kentucky 2, Boise St. 2, SMU 1, Chattanooga 1, Drake 1.

USA TODAY COACHES

1 Gonzaga (29)	7-0	797	1
2 Baylor (3)	6-0	771	2
3 Villanova	8-1	698	3
4 Kansas	8-1	674	4
5 Houston	7-0	636	7
6 Tennessee	6-0	612	8
7 Wisconsin	8-1	576	9
8 West Virginia	7-2	543	6
9 Texas	7-1	526	10
10 Creighton	7-2	462	13
11 Iowa	7-2	442	5
12 Missouri	6-0	407	14
13 Rutgers	6-1	359	12
14 Texas Tech	7-2	347	16
15 Michigan	7-0	338	19
16 Illinois	7-3	320	18
17 Oregon	6-1	194	24
18 Michigan St.	6-2	182	11
19 Florida State	5-1	178	21
20 Xavier	8-1	164	22
20 Ohio St.	7-2	164	20
22 Northwestern	6-1	117	NR
23 San Diego St.	6-1	112	NR
24 Virginia	4-2	107	15
24 Minnesota	8-1	107	NR

Others receiving votes: Virginia Tech 95; Duke 87; **North Carolina 76**; Colorado 58; **Clemson 57**; Arkansas 48; Saint Louis 26; UCLA 25; Richmond 17; **Louisville 17**; Florida 8; Stanford 7; **NC State 6**; Louisiana State 6; Southern Methodist 5; Drake 5; Connecticut 5; Central Florida 5; Boise St. 5; Purdue 4; Oklahoma State 3; Saint Mary's 2.

SEASON RECORDS

Season Scoring Leaders

Rk.	Player	Points	Year
1.	Len Chappell	932	1961-62
2.	Dickie Hemric	746	1954-55
3.	Len Chappell	745	1960-61
4.	Charlie Davis	690	1970-71
5.	Dickie Hemric	680	1953-54
6.	Charlie Davis	664	1969-70
7.	Tim Duncan	645	1996-97
	Bob Leonard	645	1964-65
9.	Randolph Childress	644	1994-95
10.	Rodney Rogers	636	1992-93
11.	John Collins	632	2016-17

Season Rebound Leaders

Rk.	Player	Rebounds	Year
1.	Dickie Hemric	515	1954-55
2.	Len Chappell	470	1961-62
3.	Tim Duncan	457	1996-97
4.	Dickie Hemric	447	1951-52
5.	Dickie Hemric	424	1953-54
6.	Dickie Hemric	416	1952-33
7.	Tim Duncan	401	1994-95
8.	Tim Duncan	395	1995-96
9.	Len Chappell	393	1960-61
10.	Ronny Watts	352	1964-65

CAREER RECORDS

Career Scoring Leaders

Rk.	Player	Years	FG (3FGs)	FT	Points	Avg.
1.	Dickie Hemric	1952-55	841	905	2587	24.9
2.	Randolph Childress	1991-95	648 (329)	583	2208	18.4
3.	Len Chappell	1960-62	764	637	2165	24.9
4.	Tim Duncan	1994-97	790 (17)	520	2117	16.5
5.	Skip Brown	1974-77	846	342	2034	18.8

Career Rebounding Leaders

Rk.	Player	Years	Games	Rebounds	Avg.
1.	Dickie Hemric	1952-55	104	1,802	17.3
2.	Tim Duncan	1994-97	128	1,570	12.3
3.	Len Chappell	1960-62	87	1,213	13.9
4.	Devin Thomas	2013-16	125	1,061	8.5
5.	Rod Griffin	1975-78	107	947	8.9

THE LAST TIME WAKE FOREST...

WAKE INDIVIDUALS...

- **Scored 30 points:** Olivier Sarr (30), vs. Notre Dame (2/29/20)
- **Scored 35 points:** Justin Gray (38), at Maryland (1/15/06)
- **Scored 40 points:** Randolph Childress (40), vs. Duke (3/10/95) ACCT
- **Two players with 20 points:** Olivier Sarr (25) & Chaundee Brown (24) vs. Duke (2/25/20)
- **Two players with 25 points:** John Collins (29) & Bryant Crawford (25) at Clemson (2/14/17)
- **Three players with 20 points:** Taron Downey (27), Eric Williams (23) & Chris Paul (22) vs. West Virginia (3/19/05) NCAA
- **20-point game off the bench:** Olivier Sarr (21), vs. Arizona (12/1/19)
- **A player with back-to-back 30-point games:** Jeff Teague, 30 at BYU (1/3/09); 34 vs. North Carolina (1/11/09)
- **One player scored in double figures:** vs. North Carolina (2/16/19)
- **No players scored in double figures:** at Georgia Tech (1/19/11)
- **Five players scored in double figures:** vs. Delaware State (11/25/20)
- **All five starters scored in double figures:** vs. Duke (2/25/20)
- **Six players scored in double figures:** vs. Long Beach State (11/29/19)
- **Had 15 rebounds:** Olivier Sarr (17) vs. Notre Dame (2/29/20)
- **Had 20 rebounds:** Devin Thomas (21) at NC State (2/13/16)
- **Had 25 rebounds:** Dickie Hemric (36) vs. Clemson (2/4/55)
- **Two players with 10 rebounds:** Olivier Sarr (17) & Chaundee Brown (10) vs. Notre Dame (2/29/20)
- **Two players with 15 rebounds:** Devin Thomas (17) and Dinos Mitoglou (16) vs. UMBC (11/13/15)
- **Double-Double:** Olivier Sarr (12 pts, 11 rebs) at North Carolina (3/3/20)
- **Two players had a double-double:** Olivier Sarr (30 pts, 17 rebs) & Chaundee Brown (15 pts, 10 rebs) vs. Notre Dame (2/29/20)
- **Three players had a double-double:** Al-Farouq Aminu (13 pts, 12 rebs), James Johnson (14 pts, 14 rebs) & L.D. Williams (15 pts, 10 rebs) vs. Baylor (11/30/08)
- **Double-Double with points and assists:** Brandon Childress (14 pts, 10 assts) vs. North Carolina (2/11/20)
- **Four Double-Doubles in a row:** Doral Moore (4 games), Feb. 7-17, 2018
- **Triple-Double:** Tim Duncan (14 pts, 15 rebs, 10 blocks) vs. Maryland (1/13/96)
- **20 points and 20 rebounds:** Eric Williams (22 pts, 20 rebs) at Clemson (1/11/06)
- **10 assists:** Brandon Childress (10), vs. North Carolina (2/11/20)
- **5 Blocked Shots:** Olivier Sarr (5), at Charlotte (11/17/19)
- **5 Steals:** Isaiah Wilkins (5) vs Delaware State (11/25/20)
- **Led WF in Points, Rebounds and Assists:** Ian DuBose vs Longwood (11/27/20)
- **Led WF in Points, Rebounds, Assists, Steals and Blocks:** Olivier Sarr vs. Virginia Tech (1/14/20)
- **Hit a last second shot to win a game (1.0 or later):** Devin Thomas, at Richmond (12/28/14), tip-in as time expired in regulation to win 65-63
- **Played the entire game:** Andrien White vs. Virginia (1/26/20)
- **Played 40 or more minutes:** Brandon Childress (45) and Chaundee Brown (42) vs. Duke (2/25/20)

WAKE TEAM...

- **Won in Overtime:** Feb. 25, 2020, Won 113-101 in 2OT vs. Duke
- **Lost in Overtime:** Jan. 26, 2020, Lost 65-63 vs. Virginia
- **Played Two Overtimes:** Feb. 25, 2020, Won 113-101 in 2OT vs. Duke
- **Played Three Overtimes:** Dec. 20, 2003, Won 119-114 in 3OT at North Carolina
- **Shot 70 percent for a Half:** 70.0% (14-20), vs. UNC Asheville (11/13/19), 2nd half
- **Shot 60 percent in a Game:** 70.2% (33-47), vs. UNC Asheville (11/13/19)
- **Shot less than 30 percent in a game:** 29.3% (17-58), at Penn State (12/4/19)
- **Shot 90 percent from the free throw line:** 96.0% (24-25) vs. Long Beach State (11/29/19)
- **Shot 50 percent from 3-point line:** 54.5% (6-11) vs. Duke (2/25/20)
- **Shot less than 30 percent in a half:** 29.6% (8-27), vs. North Carolina (2/11/20), 2nd half
- **Shot less than 20 percent in a half:** 19.0% (4-21), at Georgia Tech (1/19/11)
- **Shot 55 percent or better and lost:** 56.4% (31-55) vs. Houston Baptist (11/23/18)
- **Attempted 50 FTs:** 50, vs. Duke (2/25/20)
- **Made 30 FTs:** 37 (of 50), vs. Duke (2/25/20)
- **Made 10+ 3-pt FGs:** 14, vs. Delaware State (11/25/20)
- **Failed to make a 3-pt FG:** at NC State (2/20/10)
- **Had 50 rebounds:** 50, vs. Cornell (1/2/19)
- **Had 25 assists:** 28, at East Carolina (12/22/08)
- **Had 15+ steals:** 20, vs. Delaware State (11/25/20)
- **Had 10 blocks:** 10, at Charlotte (11/17/19)
- **Scored 50 pts in a half:** 59, vs. Delaware State (11/25/20) , 1st half
- **Scored 60 pts in a half:** 67, vs. LSU (12/22/16), 2nd half
- **Scored 100 pts (ACC):** 113, vs. Duke (2/25/20)
- **Scored 100 pts (non-conf):** 111, vs. Delaware State (11/25/20)
- **Scored under 20 pts in 1st half:** 18, at Clemson (2/3/19)
- **Scored under 20 pts in 2nd half:** 19, at Clemson (2/3/19)
- **Scored under 50 pts in a game:** 37, at Clemson (2/3/19)
- **Never trailed:** vs. North Carolina (2/11/20)

THE LAST TIME AN OPPONENT...

OPPONENT INDIVIDUALS...

- **Scored 30 points:** Paul Scruggs (30), Xavier (12/14/19)
- **Scored 35 points:** Anthony Barber (38), at NC State (2/13/16)
- **Scored 40 points:** J.R. Reynolds (40), at Virginia (1/21/07)
- **Two players with 20 points:** Cole Anthony (28) and Garrison Brooks (25), at North Carolina (3/3/20)
- **Two players with 25 points:** Cole Anthony (28) and Garrison Brooks (25), at North Carolina (3/3/20)
- **Three players with 20 points:** Martinas Geben (22), Matt Farrell (21) & TJ Gibbs (20), Notre Dame (2/24/18)
- **20-point game off the bench:** Cole Anthony (28) and Garrison Brooks (25), at North Carolina (3/3/20)
- **One player scored in double figures:** Clemson (2/1/20)
- **No players scored in double figures:** at Richmond (12/22/05)
- **Five players scored in double figures:** at NC State (3/6/20)
- **All five starters scored in double figures:** Syracuse (3/6/18) ACCT
- **Six players scored in double figures:** at NC State (3/6/20)
- **Had 15 rebounds:** John Mooney (17), Notre Dame (2/29/20)
- **Had 20 rebounds:** Horace Grant (20), at Clemson (2/18/87)
- **Had 25 rebounds:** Len Elmore (26), at Maryland (2/27/74)
- **Two players with 10 rebounds:** Wendell Carter, Jr. (12) & Marvin Bagley III (11), Duke (1/23/18)
- **Double-Double:** Markell Johnson (13 pts, 10 assts), at NC State (3/6/20)
- **Two players had a double-double:** Wendell Carter, Jr. (23 pts, 12 rebs) & Marvin Bagley III (16 pts, 11 rebs), Duke (1/23/18)
- **Three players had a double-double:** Raymond Felton (22 pts, 11 assts), Sean May (15 pts, 11 rebs) & Jawad Williams (17 pts, 12 rebs), at North Carolina (12/20/03)
- **Double-Double with points and assists:** Markell Johnson (13 pts, 10 assts), at NC State (3/6/20)
- **Triple-Double:** Tu Holloway (14 pts, 10 rebs, 14 assts), at Xavier (12/18/10)
- **20 points and 20 rebounds:** Horace Grant (33 pts, 20 rebs), at Clemson (2/18/87)
- **10 assists:** Markell Johnson (10), at NC State (3/6/20)
- **5 Blocked Shots:** Mike Watkins (5), at Penn State (12/4/19)
- **5 Steals:** Jacob Gilyard (5), at Richmond (12/1/18)
- **Led Opponent in Points, Rebounds and Assists:** Wesley Iwundu, Kansas State (3/14/17) NCAA
- **Hit a last second shot to win a game:** Darius Thompson, Virginia (1/26/16), 3-pointer as time expired in regulation to win 72-71

OPPONENT TEAM...

- **Shot 70 percent for a Half:** 74.1% (20-27), North Carolina (2/16/19)
- **Shot 60 percent in a Game:** 62.3% (38-61), North Carolina (2/16/19)
- **Shot less than 30 percent in a Game:** 26.4 (14-53), Delaware State (11/15/20)
- **Shot 90 percent from the free throw line:** 91.2% (31-34), Duke (2/25/20)
- **Shot 50 percent from 3-point line:** 50.0% (14-28), at Louisville (2/5/20)
- **Shot less than 30 percent in a half:** 21.4% (6-28), Delaware State (11/25/20), 2nd half
- **Shot less than 20 percent in a half:** 16.7% (4-24), Pitt (2/22/17), 2nd half
- **Shot 55 percent or better and lost:** 60.0% (24-40), Richmond (12/22/06)
- **Attempted 50 FTs:** 50, Boston College (2/8/06)
- **Made 30 FTs:** 31 (of 34), Duke (2/25/20)
- **Made 10 3-pt FGs:** 10, at North Carolina (3/3/20)
- **Failed to make a 3-pt FG:** Virginia (1/31/04)
- **Had 50 rebounds:** 52, at Penn State (12/4/19)
- **Had 25 assists:** 27, at Maryland (2/5/11)
- **Had 15 steals:** 15, Syracuse (3/2/19)
- **Had 10 blocks:** 10, at Clemson (2/3/19)
- **Scored 50 pts in a half:** 58, at North Carolina (3/3/20), 2nd half
- **Scored 60 pts in a half:** 62, Virginia Tech (3/8/17), 2nd half ACCT
- **Scored 70 pts in a half:** 74, at NC State (3/5/83), 2nd half
- **Scored 100 pts (ACC):** 101, Duke (2/25/20)
- **Scored 100 pts (non-conf):** 111, West Virginia (3/19/05) NCAA
- **Scored under 20 pts in 1st half:** 19, Clemson (2/1/20)
- **Scored under 20 pts in 2nd half:** 17, at East Carolina (1)
- **Scored under 50 pts in a game:** 44, Clemson (2/1/20)

FORBES FILE



- Wake Forest Director of Athletics John Currie named Steve Forbes the 23rd head coach of Wake Forest basketball on April 30, 2020.
- Coach Forbes is a proven winner and builder of championship cultures with a 260-77 (.722) overall record in his five years as the head coach at East Tennessee State and at three previous community college head coaching stints.
- ETSU won 130 games and two SoCon championships during his tenure, while all 22 of his seniors earned their ETSU degrees.
- Forbes joined elite company in 2018-19, becoming one of just 10 active Division I head coaches who have reached the 100-win mark in their first four seasons.
- Forbes won at least 24 games in each of his five seasons as the head coach for the Buccaneers while finishing third or better in the SoCon every year.
- During the 2019-20 season, ETSU was having its best season in program history before the cancellation of the NCAA Tournament. The Bucs finished with a 30-4 record and SoCon regular season and tournament titles.
- Forbes earned conference coach of the year along with the Hugh Durham Award, given to the most outstanding mid-major coach in the country.
- During his time as an assistant, the Vols ascended to their first No. 1 overall ranking in program history in 2008 while winning a program record 31 games. In 2015, Wichita State won a NCAA record 35-straight games to start the season, earning the first No. 1 seed in program history.
- Forbes also spent two record-breaking seasons in College Station, Texas (2004-06) when Texas A&M set a program record for Big 12 Conference wins. Picked to finish last in the Big 12 prior to the 2004-05 season, the Aggies won their first 11 games and went on to a 21-10 record and an appearance in the National Invitation Tournament. In 2005-06, Texas A&M advanced to the NCAA Tournament for the first time since 1987 while recording a 22-9 record, the third-most wins in school history.
- A native of Lone Tree, Iowa, Forbes graduated from Southern Arkansas University with a degree in secondary education in 1988.

PERSONAL INFORMATION

Born: March 22, 1965

Hometown: Lone Tree, Iowa

Education: Southern Arkansas, '88
(B.S., Secondary Education)

Wife: Johnetta

Children: Elizabeth, Christopher, Johnathon

COACHING CAREER

2020-Pres.	Wake Forest	Head Coach
2015-20	ETSU	Head Coach
2013-15	Wichita State	Assistant Coach
2011-13	NW Florida State	Head Coach
2006-11	Tennessee	Assistant Coach
2004-06	Texas A&M	Assistant Coach
2003-04	Illinois State	Assistant Coach
2000-03	La. Tech	Assistant Coach
1998-99	Idaho	Assistant Coach
1995-98	Barton County CC	Head Coach

WHAT THEY'RE SAYING...

"He's one of my very closest friends. We go way, way back to when we were both just starting out. I think Wake has got themselves one of the best coaches in the country. The guy has worked his way up and been in a lot of different places and had a lot of success. I'm super excited for Coach Forbes and for Wake Forest as well. It's going to be a great hire for them." -Nick Nurse, Toronto Raptors head coach

"Steve Forbes is a terrific choice for Wake Forest. He is a fine teacher of the game and a proven winning coach. Coach Forbes built a sustained winner at East Tennessee State, and I have no doubt he'll do the same at Wake Forest." -Jay Bilas, ESPN

"Coach Forbes is one the best coaches I've played for and he's an even better person when you get to know him. I'm so happy that he's getting his shot. There's nobody who deserves it more than him." -Fred VanVleet, Toronto Raptors guard and former Wichita State player under Forbes

"Steve is certainly a tremendous basketball coach, but that tells only part of his story. He is also a great family man, a fabulous relationship builder and a very likeable person. Wake Forest will enjoy his teams for how hard they compete and will cherish his tenure leading their basketball program." -Gregg Marshall, Wichita State head men's basketball coach

Year	School	Record	Pct.	Conf.	Pct.	Postseason
2020-21	Wake Forest					
2019-20	ETSU	30-4	.882	16-20	.889	
2018-19	ETSU	24-10	.705	13-5	.722	CIT First Round
2017-18	ETSU	25-9	0.735	14-4	.778	
2016-17	ETSU	27-8	0.771	14-4	0.778	NCAA First Round
2015-16	ETSU	24-12	0.666	14-4	0.778	Vegas 16 Semifinals
2012-13	NW Florida State	30-4	0.882	11-1	0.916	NJCAA DI National Runner-Up
2011-12	NW Florida State	32-2	0.941	11-1	0.916	NJCAA DI National Runner-Up
1997-98	Barton County CC	29-4	0.878	14-2	0.875	
1996-97	Barton County CC	24-8	0.750	11-5	0.687	
1995-96	Barton County CC	15-16	0.937	5-7	0.416	
1991-95	Southwestern CC	36-29	0.805			

ASSISTANT COACHING STAFF



**ASSISTANT COACH
BROOKS SAVAGE**

Brooks Savage joined the Wake Forest basketball staff in May 2020 after a highly-successful five-year stint as an assistant coach at East Tennessee State University alongside head coach Steve Forbes.

During his five seasons in Johnson City, Savage helped the Buccaneers compile an overall record of 130-43 (.751) and a Southern Conference record of 71-19 (.789). The Bucs earned a pair of first place finishes in the Southern Conference and NCAA Tournament berths in 2017 & 2020. During his five seasons with the Bucs, ETSU reached the SoCon Tournament championship game four times.

Prior to ETSU, Savage coached at Chattanooga from 2013-2015. He helped the Mocs to a 40-25 record in his two seasons, finishing 2nd in the SoCon both seasons. During his seven years in the Southern Conference, his teams posted a 98-26 (79%) conference record finishing in the Top 3 each year.

Before UTC, Savage entered the D1 Assistant ranks in the Big South conference by helping lead Presbyterian College through the Division 1 transition during the 2012-13 season. This followed a championship year in 2011-12 as an Assistant at Northwest Florida State College where the Raiders 32 wins set a school record, won the Panhandle Conference title and finished as the National Runner-Up.

Over Savage's nine years as an assistant coach his teams have amassed a record of 210-92 overall while finishing first or second in conference play in seven of those nine seasons. He was also named one of "50 Impactful Mid-Major Assistants" by Silver Waves Media in 2020.

A 2008 graduate of Tennessee, Savage holds both bachelor's and master's degrees in sports management/business. As an undergrad, he worked as a student manager and graduate assistant from 2004-10 and was a part of five Volunteer NCAA Tournament teams in his six seasons. Savage and his wife Lauren are the parents of a daughter, Waverly.



**ASSISTANT COACH
BJ MCKIE**

BJ McKie, a former All-SEC player at South Carolina, joined the Wake Forest basketball staff in May 2020 after coaching alongside Steve Forbes for three seasons at East Tennessee State. McKie joined the ETSU staff prior to the 2017-18 season after a 15-year professional playing career.

McKie is the most decorated player in South Carolina basketball history. The SEC Freshman of the Year in 1996, he became just the 12th player in league history to be named first team All-SEC by the Associated Press in three seasons. The two-year captain played in 123 consecutive games at guard for the Gamecocks, scoring in double figures in 111 games and collecting 38 games with 20 or more points. McKie was third in the SEC in scoring as a senior in 1999 with a 17.3 average. He helped the Gamecocks to the NCAA Tournament in 1997 and 1998 and represented South Carolina as an SEC Legend in 2011. McKie is one of just five Gamecock players to have his jersey retired after having scored 2,119 points at USC, the most of any Gamecock in school history.

Following his playing career, the Norfolk, Va. native played professionally both in the U.S. and overseas. McKie was a 2001 CBA All-Star while playing with the Connecticut Pride and spent time playing in France, Cyprus, Italy, and Israel while being named a Player of the Year in Germany.

He started his coaching career at Charleston Southern in 2011 and spent six years alongside head coach Barclay Radebaugh. McKie was a part of two CSU Big South regular season championship teams and helped the Bucs to a pair of NIT berths. He helped guide CSU to its winningest season in school history in 2015 and was promoted to associate head coach following the season.

McKie and his wife, the former Brittany Brooks, have a son Justin who played basketball at South Carolina and was a member of USC's 2017 Final Four team. BJ and Brittany also welcomed their daughter, Brielle Tonya McKie, in August of 2020.



**ASSISTANT COACH
RANDOLPH CHILDRESS**

Former Demon Deacon All-American basketball player and ACC legend Randolph Childress will enter his 10th season with the Wake Forest athletic department and his ninth season as a member of the basketball staff in 2020-21. He is the lone holdover from the Deacs previous coaching staff.

Childress began his tenure on the Demon Deacon basketball staff in 2012-13 as the program's Director of Player Development. After that season, he has been a member of the Deacs coaching staff since.

One of the most iconic players in Demon Deacon history, Childress had a standout career at Wake Forest from 1990-95. He earned All-American honors as a junior in 1994 and again as a senior in 1995. In 1995, Childress was named ACC Tournament MVP after leading the Deacons to their first conference title in 33 years.


Childress is the school's all-time leader in 3-point field goals and ranks sixth in ACC history with 329 3-point field goals made. His 2,208 career points rank second in Wake Forest history and his No. 22 jersey hangs in the rafters of the LJM Coliseum as one of 11 numbers retired by the basketball program.

In 1995, he led the Deacons to their first ACC Tournament title since 1962, earning Tournament MVP honors after hitting the game-winning jumper against North Carolina with four seconds remaining in overtime. Childress ended the 1995 ACC Tournament with a combined 107 points scored, breaking the previous Tournament record which had stood for 38 seasons.

Childress was inducted into the Wake Forest Sports Hall of Fame in 2011 and was honored as an ACC Tournament Legend during the 2012 conference tournament in Atlanta.

The Washington, D.C. native played professionally for 16 seasons, including two seasons in the NBA with the Portland Trailblazers and the Detroit Pistons. He was selected in first round of the 1995 NBA Draft by Detroit with the 19th overall selection. Childress went overseas to continue his basketball career and played two seasons in Turkey and one in France before embarking on an extensive career in Italy that began in 2000. He played for various teams in the Italian league, concluding his career with San Severo in 2010-11.

Childress graduated from Wake Forest in 1995 with a degree in communication. He has two sons, Brandon and Deven, and a daughter, Kayla. Childress and his wife, Tabetha, were married in 2018. Brandon played for the Demon Deacons from 2017-20, scoring 1,415 career points, as Randolph and Brandon are the highest scoring father/son duo in ACC history with 3,623 combined points.



**DIRECTOR OF OPERATIONS
FRANK DAVIS**

Frank Davis joined the Wake Forest basketball staff in May 2020 as the Director of Basketball Operations. Davis spent the last three seasons as the director of operations on Steve Forbes' staff at East Tennessee State after having started his career as an assistant coach at Tennessee Tech.

Davis is Tennessee Tech's all-time three-point shooting leader with 251 triples during his playing career from 2006-10. He finished his career by appearing in 125 games, the second-most in school history, and scoring 1,118 career points. Davis excelled in the classroom as well, being named to the Ohio Valley Conference Commissioner's Honor Roll four times.

As a coach, Davis was instrumental in Tennessee Tech's 2015-16 season in which the Golden Eagles went 19-12 and returned to the postseason for the first time in four seasons. Following that season, Davis was named one of 30 assistant coaches to be recognized by the National Association of Basketball Coaches (NABC) on its 30-Under-30 team.

Davis is a native of Gainesville, Ga. and a 2010 graduate of Tennessee Tech with a bachelor's degree in exercise science and physical wellness and a Master of Arts in elementary and secondary physical education in 2013.

He is married to the former Allison Price who was a three-year starter at guard for the Tennessee Tech women's basketball team, and they are the proud parents of their son Cameron.

BOX SCORES


GAME 1
DELAWARE STATE
WAKE FOREST
51
111

NOV. 25 - LJVM - ACCNX

Delaware State	Min	FG	FT	R	A	TP
1 D'Marco Baucum	26:14	1-2	1-2	2	3	3
15 Ameer Bennett	27:03	2-4	0-2	5	3	5
24 Zach Kent	23:53	3-9	2-3	0	1	9
4 Pinky Wiley	33:25	2-12	5-6	4	1	11
12 Dominik Fragala	30:48	2-12	2-3	2	3	8
3 Martaz Robinson	29:33	2-6	5-6	5	3	10
10 Ronald Lucas	14:24	0-1	0-0	2	0	0
50 Christopher Smith	14:40	2-7	1-2	2	0	5
Wake Forest	Min	FG	FT	R	A	TP
1 Isaiah Mucius	15:18	2-4	5-6	5	0	9
25 Ismael Massoud	12:53	3-8	0-0	1	1	9
2 Jalen Johnson	22:24	5-8	2-2	7	2	16
4 Daivien Williamson	21:18	3-6	1-3	3	2	7
11 Ian DuBose	22:57	3-7	0-0	5	4	8
0 Jahcobi Neath	20:59	1-6	4-4	6	6	6
23 Isaiah Wilkins	21:51	3-4	3-4	4	3	10
20 Jonah Antonio	14:24	4-8	0-0	1	0	12
10 Tariq Ingraham	17:03	7-7	5-5	5	1	19
30 Emmanuel Okpomo	7:35	0-0	2-2	2	0	2
13 Quadry Adams	11:03	4-5	3-6	2	1	11
31 Blake Buchanan	4:05	0-1	0-0	2	0	0
52 Grant van Beveren	4:05	1-1	0-0	2	0	2
55 Miles Lester	4:05	0-1	0-0	0	1	0
Points from	DSU	WFU				
Turnovers	15	34				
Paint	10	38				
Second Chance	15	17				
Fast Breaks	13	17				
Bench	15	62				
Period by Period Scoring	First	Second	Total			
DSU	30	21	51			
WFU	59	52	111			


GAME 2
LONGWOOD
WAKE FOREST
60
71

NOV. 27 - LJVM - ACCN

Longwood	Min	FG	FT	R	A	TP
00 Leslie Nkereuwem	25:00	4-6	0-0	4	1	8
1 Christian Wilson	25:17	3-5	2-3	5	1	9
35 Jesper Granlund	32:15	2-5	0-0	1	0	4
11 Justin Hill	29:47	5-8	1-2	2	4	11
55 Juan Munoz	33:54	4-11	3-4	7	1	13
4 Zac Watson	11:20	2-3	0-0	4	0	4
23 Jermaine Drewes	18:15	0-0	3-4	2	1	3
50 Nate Literas	12:18	0-3	0-0	3	0	0
5 Bennett Mohn	8:14	2-2	0-0	1	0	6
10 Ilija Stefanovic	3:40	0-0	2-2	0	0	2
Wake Forest	Min	FG	FT	R	A	TP
1 Isaiah Mucius	23:42	2-7	0-1	2	0	4
25 Ismael Massoud	16:54	2-6	5-5	3	0	10
2 Jalen Johnson	20:16	1-4	2-4	3	1	4
4 Daivien Williamson	33:04	3-6	2-3	3	1	8
11 Ian DuBose	31:58	4-7	5-6	4	5	14
0 Jahcobi Neath	22:58	5-7	2-2	1	0	12
23 Isaiah Wilkins	20:49	1-3	0-0	1	1	2
10 Tariq Ingraham	7:18	1-2	1-1	0	0	3
20 Jonah Antonio	22:17	5-7	0-0	2	1	14
13 Quadry Adams	00:53	0-0	0-0	0	0	0
Points from	Longwood	WFU				
Turnovers	15	25				
Paint	32	32				
Second Chance	4	1				
Fast Breaks	6	11				
Bench	15	31				
Period by Period Scoring	First	Second	Total			
Longwood	34	26	60			
WFU	34	37	71			

2020-21 SEASON STATS

Game Records

Record	Overall	Home	Away	Neutral
ALL GAMES	2-0	2-0	0-0	0-0
CONFERENCE	0-0	0-0	0-0	0-0
NON-CONFERENCE	2-0	2-0	0-0	0-0

Score by Periods

Team	1st	2nd	OT	TOT
Wake Forest	93	89	0	182
Opponents	64	47	0	111

Team Box Score

No.	Player				Total		3-Point		F-Throw		Rebounds											
		GP-GS	MIN	AVG	FG-FGA	FG%	3FG-FGA	3FG%	FT-FTA	FT%	OFF	DEF	TOT	AVG	PF	DQ	A	TO	BLK	STL	PTS	AVG
20	ANTONIO, Jonah	2-0	36:41	18.3	9-15	.600	8-14	.571	0-0	.000	1	2	3	1.5	0	0	1	2	1	3	26	13.0
10	INGRAHAM, Tariq	2-0	24:21	12.2	8-9	.889	0-0	.000	6-6	1.000	5	0	5	2.5	6	0	1	2	0	1	22	11.0
11	DUBOSE, Ian	2-2	54:55	27.5	7-14	.500	3-5	.600	5-6	.833	1	8	9	4.5	2	0	9	1	0	5	22	11.0
2	JOHNSON, Jalen	2-2	42:40	21.3	6-12	.500	4-8	.500	4-6	.667	2	8	10	5.0	3	0	3	1	2	1	20	10.0
25	MASSOUD, Ismael	2-2	29:38	14.8	5-14	.357	4-10	.400	5-5	1.000	1	3	4	2.0	4	0	1	1	0	2	19	9.5
0	NEATH, Jahcobi	2-0	43:57	22.0	6-13	.462	0-0	.000	6-6	1.000	1	6	7	3.5	3	0	6	3	0	2	18	9.0
4	WILLIAMSON, Daivien	2-2	54:22	27.2	6-12	.500	0-4	.000	3-6	.500	0	6	6	3.0	4	0	3	5	0	3	15	7.5
1	MUCIUS, Isaiah	2-2	39:00	19.5	4-11	.364	0-4	.000	5-7	.714	1	6	7	3.5	5	0	0	8	0	4	13	6.5
23	WILKINS, Isaiah	2-0	42:40	21.3	4-7	.571	1-4	.250	3-4	.750	1	4	5	2.5	5	0	4	0	1	5	12	6.0
13	ADAMS, Quadry	2-0	11:56	6.0	4-5	.800	0-0	.000	3-6	.500	1	1	2	1.0	2	0	1	1	0	2	11	5.5
30	OKPOMO, Emmanuel	1-0	07:35	7.6	0-0	.000	0-0	.000	2-2	1.000	2	0	2	2.0	2	0	0	3	1	2	2	2.0
52	VAN BEVEREN, Grant	1-0	04:05	4.1	1-1	1.000	0-0	.000	0-0	.000	0	2	2	2.0	0	0	0	0	0	0	2	2.0
55	LESTER, Miles	1-0	04:05	4.1	0-1	.000	0-1	.000	0-0	.000	0	0	0	0.0	1	0	1	0	0	0	0	0.0
31	BUCHANAN, Blake	1-0	04:05	4.1	0-1	.000	0-1	.000	0-0	.000	0	2	2	2.0	0	0	0	0	0	0	0	0.0
Team											3	3	6									
Total		2	400		60-115	.522	20-51	.392	42-54	.778	19	51	70	35.0	37	0	30	27	5	30	182	91.0
Opponents		2	400		36-96	.375	12-39	.308	27-39	.692	15	41	56	28.0	43	1	19	49	6	12	111	55.5

Team Statistics

	WAKE	OPP
Scoring	182	111
Points per game	91.0	55.5
Scoring margin	+35.5	-
Field goals-att	60-115	36-96
Field goal pct	.522	.375
3 point fg-att	20-51	12-39
3-point FG pct	.392	.308
3-pt FG made per game	10.0	6.0
Free throws-att	42-54	27-39
Free throw pct	.778	.692
F-Throws made per game	21.0	13.5
Rebounds	70	56
Rebounds per game	35.0	28.0
Rebounding margin	+7.0	-
Assists	30	19
Assists per game	15.0	9.5
Turnovers	27	49
Turnovers per game	13.5	24.5
Turnover margin	+11.0	-
Assist/turnover ratio	1.1	0.4
Steals	30	12
Steals per game	15.0	6.0
Blocks	5	6
Blocks per game	2.5	3.0
Winning streak	2	-
Home win streak	2	-
Attendance	0	0
Home games-Avg/Game	2-0	0-0
Neutral site-Avg/Game	-	0-0

Team Results

Date	Opponent		Score	Att.
11/25/2020	Delaware St.	W	111-51	0
11/27/2020	Longwood	W	71-60	0