


**WF** **WAKE FOREST**  
**BASKETBALL**  
2018-19 MEDIA GUIDE





WV

# 2018-19 WAKE FOREST BASKETBALL MEDIA GUIDE

## MEDIA INFORMATION

Table of Contents / Schedule ..... 1  
 Information and Quick Facts ..... 2  
 Media Info & Policies / LJVM Coliseum ..... 3  
 Roster ..... 4  
 Photo Roster ..... 5

## THE DEMON DEACONS

Maya Banks ..... 6-7  
 Gina Gonti ..... 8-9  
 Ivana Raca ..... 10-11  
 Alex Sharp ..... 12-13  
 Raegyn Branch ..... 14-15  
 Ariel Stephenson ..... 16-17  
 Elisa Penna ..... 18-19  
 Tyra Whitehead ..... 20-21  
 Ona Udoh ..... 22-23  
 Kaylen Dickson ..... 24  
 McKenna Frank ..... 25  
 Ellen Hahne ..... 26  
 Lindsey Jarosinki ..... 27  
 Christina Morra ..... 28

## BASKETBALL STAFF

Head Coach Jen Hoover ..... 29-30  
 Jermaine Woods ..... 31  
 Melissa D'Amico ..... 32  
 Dane Sparrow ..... 33  
 Olivia Bresnaham ..... 34  
 Chase Vaden ..... 34  
 Support Staff ..... 35  
 President Nathan O. Hatch ..... 36  
 Athletic Director Ron Wellman ..... 37  
 Faculty Athletics Rep. Peter Brubaker ..... 38  
 Compliance ..... 38

## 2018-19 YEAR AHEAD

Series History ..... 39  
 Opponent Quick Facts and Information .. 40-42

## 2017-18 SEASON IN REVIEW

2017-18 Results ..... 43-53  
 Results ..... 43  
 Season Statistics ..... 44  
 Individual Superlatives ..... 45  
 Atlantic Coast Conference Standings ..... 46  
 Game-by-Game Statistics ..... 47  
 Game-by-Game Box Scores ..... 48-53  
 Wake Forest in the Final Statistics ..... 53

## BASKETBALL RECORD BOOK

Postseason History ..... 54  
 ACC Tournament History ..... 55  
 Team Records ..... 56  
 Top 10 Seasons ..... 57  
 Individual Records ..... 58  
 Single Game Records ..... 59  
 Single Season Records ..... 60  
 Career Records ..... 61  
 Annual Stats ..... 62  
 Annual Leaders ..... 63  
 Miscellaneous Stats ..... 64  
 1,000 Point Club ..... 65-68  
 Facility Records/600-Rebound Club ..... 69

## BASKETBALL HISTORY

Hall of Fame ..... 70  
 Demon Deacon Legends ..... 71  
 Coaching Records ..... 72  
 Honors and Awards ..... 73-75  
 All-Time Letterwinners ..... 76  
 All-Time Jersey Numbers ..... 77  
 All-Time Series Records ..... 78  
 All-Time vs. Conference ..... 79  
 Game-by-Game vs. Opponent ..... 80-87  
 Year-by-Year Records ..... 88-95

## 2018-19 DEMON DEACON SCHEDULE

DATE	OPPONENT	LOCATION	TIME
<b>Nov. 6</b>	<b>TOWSON</b>	LJVM Coliseum	7:00
<b>Nov. 9</b>	<b>MERCER</b>	LJVM Coliseum	7:00
<b>Nov. 11</b>	<b>RICHMOND</b>	LJVM Coliseum	1:00
Nov. 18	at VCU	Richmond, Va.	6:00
<b>Nov. 21</b>	<b>XAVIER</b>	LJVM Coliseum	7:00
Nov. 24	at East Carolina	Greenville, N.C.	TBA
<b>Nov. 28</b>	<b>INDIANA%</b>	LJVM Coliseum	7:00
<b>Dec. 2</b>	<b>ST. JOHN'S</b>	LJVM Coliseum	1:00
Dec. 5	at Charlotte	Charlotte, N.C.	7:00
<b>Dec. 8</b>	<b>MARYLAND EASTERN SHORE</b>	LJVM Coliseum	4:00
<b>Dec. 17</b>	<b>JAMES MADISON\$</b>	LJVM Coliseum	11:00 AM
Dec. 19	vs. South Carolina State&	Myrtle Beach, S.C.	8:30
<b>Dec. 30</b>	<b>NORFOLK STATE</b>	LJVM Coliseum	1:00
<b>Jan. 6</b>	<b>MIAMI*</b>	LJVM Coliseum	1:00
<b>Jan. 10</b>	<b>BOSTON COLLEGE*</b>	LJVM Coliseum	7:00
Jan. 13	at Notre Dame*	South Bend, Ind.	1:00
Jan. 17	at North Carolina*	Chapel Hill, N.C.	7:00
<b>Jan. 20</b>	<b>LOUISVILLE*</b>	LJVM Coliseum	1:00
Jan. 24	at Duke*	Durham, N.C.	7:00
Jan. 27	at Virginia*	Charlottesville, Va.	3:00
<b>Jan. 31</b>	<b>NC STATE*</b>	LJVM Coliseum	7:00
Feb. 3	at Florida State*	Tallahassee, Fla.	2:00
<b>Feb. 7</b>	<b>CLEMSON*</b>	LJVM Coliseum	7:00
<b>Feb. 10</b>	<b>GEORGIA TECH*</b>	LJVM Coliseum	1:00
Feb. 17	at Syracuse*	Syracuse, N.Y.	2:00
Feb. 21	at NC State*	Raleigh, N.C.	7:00
<b>Feb. 24</b>	<b>DUKE*</b>	LJVM Coliseum	1:00
<b>Feb. 28</b>	<b>PITTSBURGH*</b>	LJVM Coliseum	7:00
Mar. 3	at Virginia Tech*	Blacksburg, Va.	2:00
M6-M10	ACC Tournament#	Greensboro, N.C.	TBD

Home games in **BOLD CAPS**

% - ACC/Big Ten Challenge

\$ - School Day Game

& - Carolinas College Challenge

\* - Atlantic Coast Conference Game

# - ACC Tournament Game

## MEDIA GUIDE CREDITS

The 2018-19 Wake Forest women's basketball media guide is a publication of the Wake Forest Athletic Communications Office. Content and layout by Dan Wallace, Assistant Director of Athletic Communications.

Editorial assistance provided by Steve Shutt, Steve Kirkland and Jay Garneau.

Chief photography provided by Brian Westerholt. Additional photography by Wake Forest University photographer Ken Bennett, Mollie McClure, Andy Mead, Michael Crouse, Kate Turner Pope and Hannah Teechy.

Cover designs by Dan Wallace and Wildfire, with photography by John Walsh.





**2018-19 DEMON DEACON QUICK FACTS**

**GENERAL INFORMATION**

Name of School . . . . . Wake Forest University  
 City (Zip) . . . . . Winston-Salem, N.C. (27109)  
 Founded . . . . . 1834 in Wake Forest, N.C.  
 Enrollment . . . . . 5,102 (undergraduate)  
 Nickname . . . . . Demon Deacons  
 School Colors . . . . . Old Gold & Black  
 Fight Song . . . . . "O Here's To Wake Forest"  
 Affiliation . . . . . NCAA Division I  
 Conference . . . . . Atlantic Coast Conference (ACC)  
 President . . . . . Dr. Nathan O. Hatch  
 Athletic Director . . . . . Ron Wellman  
 Athletic Department Phone . . . (336) 758-4620  
 Ticket Office Phone . . . . . (336) 758-DEAC  
 Press Row Phone . . . . . (336) 758-2350

**TEAM INFORMATION**

2017-18 Overall Record . . . . . 14-17  
 2017-18 ACC Record . . . . . 5-11  
 2017-18 Postseason . . . . . N/A  
 Starters Returning/Lost . . . . . 4/1  
 Players Returning/Lost . . . . . 9/3  
 Newcomers . . . . . 5

**COACHING STAFF**

Head Coach (Year) . . . . . Jen Hoover (7th)  
 Alma Mater . . . . . Wake Forest, 1991  
 Overall Record (Yrs) . . . . . 108-117 (7 yrs)  
 Record at Wake Forest (Yrs) . . . . 88-104 (6 yrs)  
 Best Time to Reach . . . . . Through SID  
 Assistant Coach (Year) . . . . . Melissa D'Amico (1st)  
 Alma Mater . . . . . Notre Dame, 2008  
 Assistant Coach (Year) . . . . . Jermaine Woods (2nd)  
 Alma Mater . . . . . Christopher Newport, 2003  
 Assistant Coach (Year) . . . . . Dane Sparrow (3rd)  
 Alma Mater . . . . . UNCG, 2012  
 Dir. of Basketball Operations . . . . Olivia Bresnahan  
 Alma Mater . . . . . Duquesne, 2015  
 Season at Wake Forest . . . . . 1st  
 Video Coordinator . . . . . Chase Vaden  
 Alma Mater . . . . . Appalachian State, 2018  
 Season at Wake Forest . . . . . 1st  
 Dir. of Athletic Performance . . . . . TBD  
 Alma Mater . . . . . TBD  
 Season at Wake Forest . . . . . TBD  
 Administrative Asst. . . . . Mary Ann Justus  
 Phone . . . . . (336) 758-5763

**PROGRAM HISTORY**

First Year of Basketball . . . . . 1971-72  
 All-Time Record . . . . . 565-712  
 All-Time ACC Record . . . . . 145-433  
 NCAA Tournament Appearances (last) . . 1 (1988)  
 NCAA Tournament Record . . . . . 1-1  
 WNIT Tournament Appearances (last) . . 6 (2017)  
 WNIT Tournament Record . . . . . 5-6

**ATHLETIC COMMUNICATIONS**

Primary Basketball Contact . . . . . Dan Wallace  
 Wallace's Office Phone . . . . . (336) 758-1880  
 Wallace's Cell Phone . . . . . (630) 450-2077  
 Wallace's Email . . . . . wallacdj@wfu.edu  
 Comm. Assistant/Secondary Contact . . . . TBD  
 TBD's Office Phone . . . . . (336) 758-5842  
 TBD's Cell Phone . . . . . TBD  
 TBD's Email . . . . . TBD  
 Associate AD for Ath. Comm . . . . . Steve Shutt  
 Director of Communications . . . . . Steve Kirkland  
 Associate Director, Ath. Comm . . . . . Jay Garneau  
 Assistant Director, Ath. Comm . . . . . Grace Bolin  
 Office Address . . . . . 519 Deacon Blvd.  
 (Mailing & Shipping) Winston-Salem, NC 27105  
 Athletic Communications Office Fax . . . . .  
 . . . . . (336) 758-5140  
 Website . . . . . WakeForestSports.com  
 Twitter . . . . . @WakeWBB / @DemonDeacons  
 Instagram . . . . . @wfuhoops / @DemonDeacons



## MEDIA INFO & POLICIES

### MEDIA CREDENTIALS

Media credentials for Wake Forest home games should be requested by contacting Dan Wallace in the Athletic Communications Office. Please make your requests in writing or via email at least 48 hours prior to tip-off.

### WILL CALL/MEDIA ENTRANCE

The media entrance to LJV Coliseum is located at the rear of the facility in close proximity to the media parking area. Media members can enter here and follow the hallway to the media workroom. This also serves as the primary exit for media staying to file stories.

The main media parking lot is located off Deacon Boulevard near the back entrance to LJV Coliseum. Parking requests should be made through Dan Wallace. Should there be a need for overflow media parking, the secondary lot is in the McCreary Tower Lot, located next to BB&T Field.

There is a "will call" desk for media credentials located at the media entrance.

### MEDIA SEATING

During the game, media will be seated at the press row tables along the visitors' baseline. Seating will not be assigned and is available on first come, first serve basis. Overflow seating is available in the five rows of seating in Section 113.

### RADIO BROADCAST LINES

Visiting radio personnel should contact Dan Wallace regarding the availability of lines at courtside for game broadcast. Lines are available for the official radio broadcast of the visiting team. All other requests must be submitted to Dan Wallace.

### MEDIA SERVICES

Pre-game statistics, game notes and roster cards are provided prior to tip-off. Final stats and play-by-play will be available shortly after the conclusion of the game in the media workroom.

Statistical monitors will be provided for live TV and the official team radio broadcasts. Arrangements can be made for other needs and must be requested through Dan Wallace.

Live stats can also be accessed by the media via the Internet. See a member of the Wake Forest Athletic Communications staff for the web address.

Wireless internet access is available in the media workroom and on press row. For username and password information, check the posted signs in the workroom or ask a member of the Wake Forest Athletic Communications staff.

### POSTGAME INTERVIEWS

Postgame interviews are available upon request through each team's SID. Request efforts should be made by the start of the fourth quarter. If the visiting team does not have a SID on site, requests can be made through the home SID.

All postgame interviews will take place in the media workroom. In most cases, the visiting head coach and players will appear first, followed by Wake Forest head coach Jen Hoover and players. Locker rooms are not open to media unless notified by the team's SID.

### PRESS ROW PHONE NUMBER

The phone number for LJV Coliseum press row is (336) 758-2350.

### COVERING PRACTICE

Media members wishing to cover or visit practice sessions in the Miller Center and/or LJV Coliseum are asked to contact Dan Wallace at least 24 hours in advance. Practices are closed to the general public, except for invited guests.

### MID-WEEK INTERVIEWS

All interviews with head coach Jen Hoover and/or Demon Deacon players should be arranged through Dan Wallace in the Athletic Communications Office. Interview requests should be made at least 24 hours in advance.

Interviews will be arranged to accommodate players' academic and athletic schedules. Players will not do interviews on gameday, except for postgame interviews.

### WAKEFORESTSPTS.COM

Updated statistics, game notes, complete student-athlete and coaching staff biographies for Wake Forest basketball, as well as all other Demon Deacon varsity sports, are available on the Wake Forest Athletics homepage.

Fans can also access live radio broadcasts, live up-to-the-second statistics, on-demand video and ticket info.

### SOCIAL MEDIA

For instant updates on Wake Forest basketball, follow the program's official Twitter account @WakeWBB. For complete coverage of the Deacons, follow on Twitter and Instagram @DemonDeacons, "like" Wake Forest Sports on Facebook or subscribe to the Wake Forest Athletics channel on YouTube.

## LAWRENCE JOEL VETERANS MEMORIAL COLISEUM



## LJVM COLISEUM INFORMATION

### LJVM COLISEUM INFO

Year Opened..... 1989  
 Capacity..... 14,665  
 Cost to Build..... \$26 million  
 Record at LJVM Coliseum..... 229-190 (.547)  
 Hoover at LJVM Coliseum .....53-41  
 2017-18 at LJVM Coliseum.....6-8  
 Named after Winston-Salem's only veteran to have ever received the Congressional Medal of Honor. The facility also honors the nearly 500 Forsyth County veterans who gave their lives for their country in World War I, World War II, Korea, Vietnam, Grenada and the Persian Gulf.

### DIRECTIONS TO LJVM COLISEUM

**From the Southwest/West/Northwest:**  
 Take I-40 East to Business 40  
 Exit Wake Forest/Silas Creek Parkway North-bound  
 Follow Silas Creek Parkway  
 Take Right onto University Parkway

### From the North using US 52:

Take US 52 South  
 Exit University Parkway

### DIRECTIONS TO LJVM COLISEUM

**From the South/Southeast using US 52:**  
 Exit Akron Drive  
 Go left over the bridge  
 Turn left onto Reynolds Blvd  
 Turn left onto Shorefair Drive

### From the East using I-40 West:

Exit US 52 North  
 Exit Akron Drive  
 Go left over the bridge  
 Turn left onto Reynolds Blvd  
 Turn left onto Shorefair Drive

# 2018-19 DEMON DEACON ROSTER

## ROSTER BREAKDOWN

### BY CLASS

#### Seniors (2)

- Elisa Penna
- Ariel Stephenson

#### Juniors (3)

- Ona Udoh
- Alex Sharp
- Tyra Whitehead

#### Sophomores (4)

- Maya Banks
- Raegyn Branch (RS)
- Gina Conti
- Ivana Raca

#### Freshmen (5)

- Kaylen Dickson
- McKenna Frank
- Ellen Hahne
- Lindsey Jarosinski
- Christina Morra

### BY STATE/COUNTRY

#### Virginia (2)

- Ariel Stephenson (Prince George)
- Tyra Whitehead (Richmond)

#### Illinois (2)

- Kaylen Dickson (Gurnee)
- Lindsey Jarosinski (Medinah)

#### Arizona (1)

- Maya Banks (Chandler)

#### Connecticut (1)

- McKenna Frank (Stamford)

#### North Carolina (1)

- Ona Udoh (Fayetteville)

#### Ohio (1)

- Gina Conti (Grove City)

#### Tennessee (1)

- Raegyn Branch (Arlington)

#### Australia (1)

- Alex Sharp (Melbourne)

#### Canada (1)

- Christina Morra (Toronto)

#### Italy (1)

- Elisa Penna (Bergamo)

#### Serbia (1)

- Ivana Raca (Belgrade)

#### Sweden (1)

- Ellen Hahne (Stockholm)

## NUMERICAL ROSTER

No.	Name	Pos.	Ht.	Yr.	Hometown	High School/Previous School
0	Maya Banks	F	6-4	So.	Chandler, Ariz.	Hamilton
5	Gina Conti	G	5-10	So.	Grove City, Ohio	Grove City
10	Ellen Hahne	G	5-11	Fr.	Stockholm Sweden	Riksbasketgymnasiet Luleå
11	Ivana Raca	F	6-2	So.	Belgrade, Serbia	1st Lyceum of Voula
12	Kaylen Dickson	G	5-11	Fr.	Gurnee, Ill.	Warren Township
14	Alex Sharp	G	6-1	Jr.	Melbourne, Australia	Australian Institute of Sport
21	Raegyn Branch	F	6-2	R-So.	Arlington, Tenn.	Arlington
22	McKenna Frank	G	5-9	Fr.	Stamford, Conn.	St. Luke's School
23	Christina Morra	F	6-2	Fr.	Toronto, Ontario	Kings Christian Collegiate
25	Ariel Stephenson	G	5-10	Sr.	Prince George, Va.	Prince George
41	Elisa Penna	F	6-3	Sr.	Bergamo, Italy	ITC F. Foscarei
42	Tyra Whitehead	F	6-3	Jr.	Richmond, Va.	Cosby
44	Ona Udoh	F	6-1	Jr.	Fayetteville, N.C.	Terry Sanford
50	Lindsey Jarosinski	F	6-3	Fr.	Medinah, Ill.	Montini Catholic

## ALPHABETICAL ROSTER

No.	Name	Pos.	Ht.	Yr.	Hometown	High School/Previous School
0	Maya Banks	F	6-4	So.	Chandler, Ariz.	Hamilton
21	Raegyn Branch	F	6-2	R-So.	Arlington, Tenn.	Arlington
5	Gina Conti	G	5-10	So.	Grove City, Ohio	Grove City
12	Kaylen Dickson	G	5-11	Fr.	Gurnee, Ill.	Warren Township
22	McKenna Frank	G	5-9	Fr.	Stamford, Conn.	St. Luke's School
10	Ellen Hahne	G	5-11	Fr.	Stockholm Sweden	Riksbasketgymnasiet Luleå
50	Lindsey Jarosinski	F	6-3	Fr.	Medinah, Ill.	Montini Catholic
23	Christina Morra	F	6-2	Fr.	Toronto, Ontario	Kings Christian Collegiate
41	Elisa Penna	F	6-3	Sr.	Bergamo, Italy	ITC F. Foscarei
11	Ivana Raca	F	6-2	So.	Belgrade, Serbia	1st Lyceum of Voula
14	Alex Sharp	G	6-1	Jr.	Melbourne, Australia	Australian Institute of Sport
25	Ariel Stephenson	G	5-10	Sr.	Prince George, Va.	Prince George
44	Ona Udoh	F	6-1	Jr.	Fayetteville, N.C.	Terry Sanford
42	Tyra Whitehead	F	6-3	Jr.	Richmond, Va.	Cosby

## COACHING & SUPPORT STAFF

### Head Coach

Jen Hoover | Wake Forest, 1991 | Seventh season

### Assistant Coach

Melissa D'Amico | Notre Dame, 2008 | First season

### Assistant Coach

Jermaine Woods | Christopher Newport, 2003 | Second season

### Assistant Coach

Dane Sparrow | UNCG, 2012 | Sixth season (3rd as assistant coach)

### Director of Basketball Operations

Olivia Bresnahan | Duquesne, 2015 | First season

### Video Coordinator

Chase Vaden | Appalachian State, 2018 | First season

### Sports Medicine

Scott Spernoga | Penn State, 1997 | 21st season

### Strength & Conditioning

TBD

### Administrative Assistant

Mary Ann Justus | Eastern Kentucky, 1976 | 18th season

### Student-Athlete Services

Brooke Taylor | Ohio State, 2012 | Fifth season

### Athletic Communications

Dan Wallace | Iowa, 2013 | Third season

### Equipment

Molly Bachand | Kansas, 2007 | Third season



# 2018-19 DEMON DEACON PHOTO ROSTER



**0** **MAYA BANKS**  
So. | 6-4 | F  
Chandler, Ariz.  
Hamilton



**5** **GINA CONTI**  
So. | 5-10 | G  
Grove City, Ohio  
Grove City



**10** **ELLEN HAHNE**  
Fr. | 5-11 | G  
Stockholm, Sweden  
Riksbasketgymnasiet Luleå



**11** **IVANA RACA**  
So. | 6-2 | F  
Belgrade, Serbia  
1st Lyceum of Voula



**12** **KAYLEN DICKSON**  
Fr. | 5-11 | G  
Gurnee, Ill.  
Warren Township



**14** **ALEX SHARP**  
Jr. | 6-1 | G  
Melbourne, Australia  
Australian Institute of Sport



**21** **RAEGYN BRANCH**  
R-So. | 6-2 | F  
Arlington, Tenn.  
Arlington



**22** **McKENNA FRANK**  
Fr. | 5-9 | G  
Stamford, Conn.  
St. Luke's School



**23** **CHRISTINA MORRA**  
Fr. | 6-2 | F  
Toronto, Ontario  
Kings Christian Collegiate



**25** **ARIEL STEPHENSON**  
Sr. | 5-10 | G  
Prince George, Va.  
Prince George



**41** **ELISA PENNA**  
Sr. | 6-3 | F  
Bergamo, Italy  
ITC F. Foscarì



**42** **TYRA WHITEHEAD**  
Jr. | 6-3 | F  
Richmond, Va.  
Cosby



**44** **ONA UDOH**  
Jr. | 6-1 | F  
Fayetteville, N.C.  
Terry Sanford



**50** **LINDSEY JAROSINSKI**  
Fr. | 6-3 | F  
Medinah, Ill.  
Montini Catholic




**JEN HOOVER**  
Head Coach  
Wake Forest, 1991



**MELISSA D'AMICO**  
Assistant Coach  
Notre Dame, 2008



**JERMAINE WOODS**  
Assistant Coach  
Christopher Newport, 2003



**DANE SPARROW**  
Assistant Coach  
UNCG, 2012

**2018-19 RETURNING DEMON DEACONS**

# Maya BANKS

**F • So. • 6-4**  
Chandler, Ariz.  
Hamilton

**0**

### 2017-18 SEASON (FRESHMAN)

Appeared in 20 games off the bench, averaging 5.0 minutes per game ... Scored four points in eight minutes in first collegiate game against Texas Southern (11/10) ... Played career-high 13 minutes against Maryland Eastern Shore (12/9), scoring four points ... Had four points and a career-high two blocks at College of Charleston (12/21).

### HIGH SCHOOL

Started her career at Verrado High School before moving to Hamilton High School for her final three seasons ... As a junior, was named First Team All-Chandler Unified School District (CUSD), Second Team All-State and an All-Section Honorable Mention ... Helped Hamilton to the state championship and earned Finals MVP for her performance in the championship game ... She was also named MaxPreps Player of the Week on March 8, 2016 while going on to earn East Valley Tribune First Team honors ... In her sophomore year, was named First Team All-CUSD and Second Team All-State ... Was ranked No. 151 in the country by Blue Star Basketball.

### PERSONAL

Full name is Maya M. Banks ... Born July 8, 1999 ... Daughter of Tracey Walker and Howard Banks ... Youngest of three siblings ... Was a volunteer for Feed My Starving Children and Unified Students in high school ... Played AAU for AZ Fire and coach Karen Self ... Participated in tournaments like Nike Oregon Trail, Nike Chicago, Nike Atlanta and adidas Atlanta ... Previously played with players that went on to play basketball at Weber State and Carnegie Mellon ... Father, Howard, played basketball at St. Mary's from 1983-87 ... Sister, Xaviara, played volleyball at Ranger College from 2009-10.





### 2017-18 GAME-BY-GAME STATISTICS (FRESHMAN)

Opponent	Min	FG-FGA	3G-A	FT-FTA	O-D-T	PF	FO	A	TO	Blk	Stl	Pts
TEXAS SOUTHERN	8	2-2	0-0	0-0	1-1-2	3	0	0	1	0	0	4
SETON HALL					--DNP--							
at Richmond	4	0-0	0-0	1-2	0-1-1	0	0	0	0	0	0	1
at Rutgers	5	0-0	0-0	0-2	0-1-1	1	0	0	1	1	0	0
vs. Minnesota	3	0-2	0-0	0-0	0-0-0	1	0	0	0	0	0	0
vs. Hofstra	4	1-1	0-0	0-0	0-1-1	1	0	0	0	0	1	2
at Penn State	1	0-1	0-0	0-0	0-1-1	0	0	0	0	0	0	0
ELON	3	1-2	0-0	1-1	0-1-1	0	0	0	0	0	0	3
at Xavier	2	0-0	0-0	0-0	0-1-1	0	0	1	0	0	0	0
APPALACHIAN STATE	3	0-0	0-0	0-0	0-1-1	5	1	0	1	0	0	0
MD EASTERN SHORE	13	2-3	0-0	0-1	1-0-1	1	0	0	1	1	0	4
CHARLOTTE					--DNP--							
at College of Charleston	11	2-3	0-0	0-0	0-3-3	4	0	0	1	2	0	4
NOTRE DAME					--DNP--							
at Pittsburgh					--DNP--							
at Miami					--DNP--							
DUKE					--DNP--							
NORTH CAROLINA					--DNP--							
FLORIDA STATE	2	0-0	0-0	0-0	0-0-0	1	0	0	0	0	0	0
at Georgia Tech	7	1-2	0-0	0-0	1-2-3	1	0	0	1	1	1	2
NC STATE	3	0-0	0-0	0-0	0-1-1	1	0	0	1	0	0	0
at Louisville	9	0-0	0-0	0-0	1-1-2	1	0	1	0	1	0	0
at Boston College	6	0-0	0-0	0-0	0-0-0	1	0	0	1	0	0	0
at Duke					--DNP--							
SYRACUSE					--DNP--							
VIRGINIA TECH	1	0-0	0-0	0-0	0-0-0	0	0	0	0	0	0	0
at NC STATE	7	0-0	0-0	0-0	0-1-1	1	0	1	0	0	0	0
at Clemson	1	0-0	0-0	0-0	0-0-0	1	0	0	0	0	0	0
VIRGINIA					--DNP--							
vs. Pittsburgh	6	1-1	0-0	0-0	0-3-3	0	0	0	0	0	0	2
vs. Miami					--DNP--							
<b>Totals</b>	<b>99</b>	<b>10-17</b>	<b>0-0</b>	<b>2-6</b>	<b>4-19-23</b>	<b>23</b>	<b>1</b>	<b>3</b>	<b>8</b>	<b>6</b>	<b>2</b>	<b>22</b>

### CAREER HIGHS

Points	4, 3x - last at College of Charleston (12/21/17)
Rebounds	3, 3x - last vs. Pittsburgh (2/28/18)
Field Goals	2, 3x - last at College of Charleston (12/21/17)
Field Goal Attempts	3, 2x, - last at College of Charleston (12/21/17)
Three Pointers	--
Three Point Attempts	--
Free Throws	1, 2x - last vs. Elon (12/2/17)
Free Throw Attempts	2, 2x - last at Rutgers (11/19/17)
Assists	1, 3x - last at NC State (2/18/18)
Turnovers	1, 8x - last at Boston College (2/1/18)
Blocks	2 at College of Charleston (12/21/17)
Steals	1, 2x - last at Georgia Tech (1/21/18)
Minutes	13 - vs. Maryland Eastern Shore (12/9/17)

### CAREER STATISTICS

Year	G-GS	Min-Avg.	FG-FGA	Pct.	3FG-3FGA	Pct.	FT-FTA	Pct.	Off-Def.	Reb-Avg.	PF-DQ	Ast	TO	Blk	Stl	Pts-Avg
2017-18	20-0	99-5.0	10-17	.588	0-0	.000	2-6	.333	4-19	23-1.2	23-1	3	8	6	2	22-1.1
<b>CAREER</b>	<b>20-0</b>	<b>99-5.0</b>	<b>10-17</b>	<b>.588</b>	<b>0-0</b>	<b>.000</b>	<b>2-6</b>	<b>.333</b>	<b>4-19</b>	<b>23-1.2</b>	<b>23-1</b>	<b>3</b>	<b>8</b>	<b>6</b>	<b>2</b>	<b>22-1.1</b>

**2018-19 RETURNING DEMON DEACONS**
**Gina  
CONTI**
**G ■ So. ■ 5-10**  
 Grove City, Ohio  
 Grove City

**5**
**2017-18 SEASON (FRESHMAN)**

Played in all 30 games, including 11 starts ... Averaged 3.2 points per game in 18.6 minutes per game ... Tallied season-best 19 points in 21 minutes off the bench at Richmond (11/15) ... Hit career-high three three-pointers against the Spiders ... Made first career start against Minnesota (11/25), scoring six points ... Dished out season-high 10 assists against Virginia Tech (2/15), which marked the first 10-assist game for a Wake Forest player since Asia Williams in 2013.

**HIGH SCHOOL**

A four-year member of the basketball team at Grove City High School, was named Ohio Capital Conference Player of the Year as a junior while being named First Team All-OCC, First Team All-District, Second Team All-State and First Team All-Metro by the Columbus Dispatch ... As a junior led the team in assists, steals and rebounds to go with a team-high 17.3 points per game ... As a sophomore, was named First Team All-OCC and Honorable Mention All-District while being ranked the No. 1 player in the state of Ohio by Ohio Girls Basketball Report ... Was the team's top scorer with 12.3 points per game and top rebounder with nine boards per contest and earned the team's Best Offensive Player award ... As a freshman, was named a Special Mention All-OCC and earned Honorable Mention All-District honors while leading the team in rebounds, assists and steals ... Checked in as the No. 83 player in the nation, according to Blue Star Basketball ... Ranked No. 97 nationally as a four-star recruit by Prospect Nation and the No. 22 guard in the country.

**PERSONAL**

Full name is Gina Marie Conti ... Born on July 17, 1999 ... Daughter of Linda and Tony Conti ... Has two older sisters, Ellen and Anna ... Ran track for two years and played volleyball for four years in high school, earning multiple All-Conference honors as a volleyball player ... Played AAU basketball for the Capital City Comets and won seven tournaments, including the 2015 Ohio AAU State Championship ... Served as class Vice President all four years of high school while also being a member of Student Council and FCA ... Was a four-year recipient of the Success Through Academic Recognition (STAR) award ... Father, Tony, played football at Ball State from 1979-83 ... Sister, Ellen, played volleyball at Tennessee Tech from 2011-14 ... Sister, Anna, played volleyball at Kutztown from 2013-16 ... Uncle, Charles Mulfinger, played baseball at Stetson from 1976-80.





## 2017-18 GAME-BY-GAME STATISTICS (FRESHMAN)

Opponent	Min	FG-FGA	3G-A	FT-FTA	O-D-T	PF	FO	A	TO	Blk	Stl	Pts
TEXAS SOUTHERN	24	2-6	0-2	0-0	0-2-2	2	0	4	1	2	1	4
SETON HALL	13	1-5	0-1	0-0	0-1-1	1	0	1	2	0	0	2
at Richmond	21	7-10	3-4	2-2	1-1-2	3	0	2	3	0	0	19
at Rutgers	28	2-6	0-2	1-4	0-5-5	1	0	4	2	1	0	5
vs. Minnesota	27	3-7	0-2	0-0	0-2-2	5	1	2	2	0	0	6
vs. Hofstra	33	5-16	1-4	0-2	0-2-2	1	0	2	1	0	0	11
at Penn State	29	0-4	0-0	0-2	0-5-5	3	0	4	4	0	0	0
ELON	22	3-5	1-1	0-0	0-2-2	2	0	1	2	1	0	7
at Xavier	14	0-4	0-1	0-0	0-1-1	0	0	1	0	1	1	0
APPALACHIAN STATE	26	3-8	0-1	0-0	1-2-3	3	0	4	1	0	2	8
MD EASTERN SHORE	28	1-5	0-1	3-4	1-3-4	1	0	9	2	1	1	5
CHARLOTTE	10	2-2	1-1	0-0	1-0-1	2	0	2	0	0	0	5
at College of Charleston	22	2-5	1-2	0-0	2-5-7	1	0	4	2	0	0	5
NOTRE DAME	21	2-9	0-2	1-2	0-0-0	2	0	3	2	0	0	5
at Pittsburgh	11	2-5	1-2	0-0	0-0-0	2	0	2	2	0	1	5
at Miami	11	0-2	0-1	0-0	0-1-1	0	0	1	0	0	1	0
DUKE	7	0-0	0-0	0-0	0-0-0	1	0	2	1	0	0	0
NORTH CAROLINA	16	0-2	0-1	0-0	0-1-1	0	0	4	0	0	1	0
FLORIDA STATE	14	0-2	0-2	0-0	0-1-1	0	0	4	1	0	1	0
at Georgia Tech	20	0-3	0-0	0-0	0-0-0	0	0	2	4	0	2	0
NC STATE	11	1-3	0-1	0-0	0-2-2	1	0	3	0	0	0	2
at Louisville	18	0-3	0-0	0-0	0-1-1	2	0	1	7	0	0	0
at Boston College	18	1-3	0-0	1-2	0-3-3	2	0	1	3	0	0	3
at Duke	16	0-3	0-2	0-0	0-1-1	2	0	2	3	0	1	0
SYRACUSE	22	1-3	0-0	0-0	0-1-1	2	0	2	3	0	1	2
VIRGINIA TECH	24	1-5	0-1	0-0	0-0-0	0	0	10	0	1	1	2
at NC STATE	24	1-3	0-0	0-0	1-1-2	1	0	0	2	0	0	2
at Clemson	9	0-0	0-0	0-0	0-2-2	0	0	1	1	0	0	0
VIRGINIA	12	0-0	0-0	0-0	0-0-0	1	0	1	0	0	0	0
vs. Pittsburgh	21	1-3	0-0	2-4	0-3-3	0	0	4	2	0	2	4
vs. Miami	5	0-0	0-0	0-0	0-0-0	2	0	1	3	0	0	0
<b>Totals</b>	<b>577</b>	<b>41-132</b>	<b>8-34</b>	<b>10-22</b>	<b>7-48-55</b>	<b>43</b>	<b>1</b>	<b>84</b>	<b>56</b>	<b>7</b>	<b>16</b>	<b>100</b>

## CAREER HIGHS

Points	19 - at Richmond (11/15/17)
Rebounds	7 - at College of Charleston (12/21/17)
Field Goals	7 - at Richmond (11/15/17)
Field Goal Attempts	16 - vs. Hofstra (11/26/17)
Three Pointers	3 - at Richmond (11/15/17)
Three Point Attempts	4, 2x - last vs. Hofstra (11/26/17)
Free Throws	3 - vs. Maryland Eastern Shore (12/9/17)
Free Throw Attempts	4, 3x - last vs. Pittsburgh (2/28/18)
Assists	10 - vs. Virginia Tech (2/15/18)
Turnovers	7 - at Louisville (1/28/18)
Blocks	2 - vs. Texas Southern (11/10/17)
Steals	2, 3x - last vs. Pittsburgh (2/28/18)
Minutes	33 - vs. Hofstra (11/26/17)

## CAREER STATISTICS

Year	G-GS	Min-Avg.	FG-FGA	Pct.	3FG-3FGA	Pct.	FT-FTA	Pct.	Off-Def.	Reb-Avg.	PF-DQ	Ast	TO	Blk	Stl	Pts-Avg
2017-18	31-11	577-18.6	41-132	.311	8-34	.235	10-22	.455	7-48	55-1.8	43-1	84	56	7	16	100-3.2
CAREER	31-11	577-18.6	41-132	.311	8-34	.235	10-22	.455	7-48	55-1.8	43-1	84	56	7	16	100-3.2

**2018-19 RETURNING DEMON DEACONS**

Ivana  
**RACA**

F • So. • 6-2  
Belgrade, Serbia  
1st Lyceum of Voula

**11**

**2017-18 SEASON (FRESHMAN)**

Appeared in all 31 games off the bench for the Deacs ... Scored 10 points in 24 minutes in first career game against Texas Southern (11/10) ... Averaged 4.6 points in 14.9 minutes per game ... Led Demon Deacon freshmen with four double-figure scoring games ... Tallied career-high 12 points at College of Charleston (12/21) ... Matched career high of 12 points at Georgia Tech (1/21).

**PRIOR TO WAKE FOREST (GREECE)**

Two-time winner of the Greek U18 Championship (2013-14 & 2014-15) ... During the 2014-15 club season was named MVP, top rebounder and top scorer of the Greek U18 Championship ... Was twice named to the 'Top Five' of the Greek Championship ... Was named MVP of the final of the Greek ESKANA Women's Cup, finishing the game with a quadruple-double (22 points, 22 rebounds, 11 assists and 10 steals) ... Spent her final two seasons at 1st Lyceum of Voula, leading the team to back-to-back first-place finishes ... Led her team to the Greek Championship in 2016-17 after a second-place finish during the 2015-16 season ... Started high school at Aristoteleio College where she guided her team to a first-place finish in Thessaloniki and a title on the Greek Championship.

**PERSONAL**

Born September 10, 1999 ... Daughter of Dragan and Branka ... Dragan played for the Yugoslavia (now Serbia) national team and is currently is a professional basketball coach and has been the head coach of the Macedonia, Cyprus and Lebanon national teams and was named the best coach in Europe in 2004 ... Her mother Branka was a professional basketball player in Serbia... Has one sister, Tijana, who plays basketball at the University of Wyoming.





## 2017-18 GAME-BY-GAME STATISTICS (FRESHMAN)

Opponent	Min	FG-FGA	3G-A	FT-FTA	O-D-T	PF	FO	A	TO	Blk	Stl	Pts
TEXAS SOUTHERN	24	2-4	0-1	6-6	1-4-5	2	0	2	3	0	2	10
SETON HALL	28	2-4	0-1	5-6	4-3-7	3	0	3	4	1	0	9
at Richmond	10	0-3	0-1	0-0	2-2-4	0	0	1	1	0	0	0
at Rutgers	10	0-0	0-0	0-0	0-2-2	0	0	0	1	0	0	0
vs. Minnesota	8	0-0	0-0	1-2	2-1-3	1	0	2	1	0	0	1
vs. Hofstra	8	0-1	0-0	0-0	1-2-3	0	0	0	0	0	1	0
at Penn State	11	0-1	0-1	0-0	0-0-0	2	0	0	1	0	0	0
ELON	5	1-1	1-1	0-0	1-1-2	0	0	0	1	0	0	3
at Xavier	9	0-1	0-0	0-0	0-1-1	1	0	0	2	0	0	0
APPALACHIAN STATE	16	3-6	0-2	0-0	0-1-1	0	0	2	0	0	0	6
MD EASTERN SHORE	19	3-5	1-3	1-2	1-4-5	1	0	2	1	2	0	8
CHARLOTTE	6	0-3	0-2	2-2	0-1-1	0	0	2	0	0	0	2
at College of Charleston	18	4-4	2-2	2-2	1-0-1	2	0	2	1	0	0	12
NOTRE DAME	12	1-2	0-0	0-2	1-0-1	2	0	2	1	1	0	2
at Pittsburgh	10	1-2	0-0	0-2	1-0-1	2	0	2	1	1	0	2
at Miami	4	0-0	0-0	0-0	0-1-1	0	0	0	1	0	0	0
DUKE	3	0-0	0-0	0-0	1-0-1	1	0	0	0	0	0	0
NORTH CAROLINA	5	0-2	0-1	0-0	0-2-2	0	0	0	1	0	0	0
FLORIDA STATE	14	3-4	1-1	3-5	0-2-2	1	0	2	2	0	2	10
at Georgia Tech	15	4-7	1-2	3-3	1-1-2	1	0	2	0	0	0	12
NC STATE	20	2-6	1-2	2-2	0-1-1	1	0	0	2	1	1	7
at Louisville	16	2-7	0-3	2-2	1-2-3	1	0	0	1	1	0	6
at Boston College	20	2-4	1-3	0-2	1-1-2	1	0	0	1	0	1	5
at Duke	20	1-3	0-1	1-3	1-1-2	0	0	0	1	0	1	3
SYRACUSE	18	3-4	1-2	0-0	1-2-3	1	0	2	0	1	0	7
VIRGINIA TECH	25	3-5	2-4	1-2	1-3-4	0	0	2	1	0	1	9
at NC STATE	29	2-7	2-4	2-2	2-5-7	3	0	1	4	1	1	8
at Clemson	19	3-6	0-2	1-1	1-2-3	2	0	1	3	0	1	7
VIRGINIA	24	2-5	2-2	3-4	1-2-3	3	0	1	0	0	1	9
vs. Pittsburgh	20	2-8	0-3	0-0	2-2-4	2	0	2	2	0	1	4
vs. Miami	16	1-3	0-2	0-0	0-2-2	1	0	1	0	0	1	2
<b>Totals</b>	<b>462</b>	<b>46-107</b>	<b>15-46</b>	<b>36-50</b>	<b>29-52-81</b>	<b>32</b>	<b>0</b>	<b>31</b>	<b>39</b>	<b>8</b>	<b>14</b>	<b>143</b>

## CAREER HIGHS

Points	12, 2x - last at Georgia Tech (1/21/18)
Rebounds	7, 2x - last at NC State (2/25/18)
Field Goals	4, 2x - last at Georgia Tech (1/21/18)
Field Goal Attempts	8, 3x - last vs. Pittsburgh (2/28/18)
Three Pointers	2, 4x - last vs. Virginia (2/25/18)
Three Point Attempts	4, 2x, - last at NC State (2/25/18)
Free Throws	6 - vs. Texas Southern (11/10/17)
Free Throw Attempts	6, 2x - last vs. Seton Hall (11/12/17)
Assists	3 - vs. Seton Hall (11/12/17)
Turnovers	4, 2x - last at NC State (2/25/18)
Blocks	2 - vs. Maryland Eastern Shore (12/9/17)
Steals	2, 2x - last vs. Florida State (1/18/18)
Minutes	29 - at NC State (2/25/18)

## CAREER STATISTICS

Year	G-GS	Min-Avg.	FG-FGA	Pct.	3FG-3FGA	Pct.	FT-FTA	Pct.	Off-Def.	Reb-Avg.	PF-DQ	Ast	TO	Blk	Stl	Pts-Avg
2017-18	31-0	462-14.9	46-107	.430	15-46	.326	36-50	.720	29-52	81-2.6	32-0	31	39	8	14	143-4.6
CAREER	31-0	462-14.9	46-107	.430	15-46	.326	36-50	.720	29-52	81-2.6	32-0	31	39	8	14	143-4.6

## 2018-19 RETURNING DEMON DEACONS



Alex  
**SHARP**

G • Jr. • 6-1

Melbourne, Australia  
Australia Institute of Sport

**14**

#### 2017-18 SEASON (SOPHOMORE)

Named to the ACC All-Academic Team ... Was the only Deac to appear in and start all 31 games ... Averaged 10.5 points per game, which was good for fourth on the team ... Led the team with 8.4 rebounds per game and 94 total assists ... Averaged 33.2 minutes per game, also tops on the team ... Recorded a team-best seven double-doubles ... Approached a triple-double with 14 points, nine rebounds and eight assists at Richmond (11/15) ... Had 15 points and a career-high 15 rebounds in first career double-double against Hofstra (11/26) ... Followed up that performance with second-straight double-double (10 points, 10 rebounds) against Penn State (11/30) ... Had consecutive double-doubles again, this time during ACC play, with 11 points and 11 rebounds against No. 16/18 Duke (1/11) and 11 points and 10 rebounds against North Carolina (1/14) ... Scored a career-high 19 points on 8-of-12 from the field against NC State (1/25) ... Recorded seventh double-double of the season with 11 points and 11 rebounds in a road win at Clemson (2/22).

#### 2016-17 SEASON (FRESHMAN)

Named to the ACC All-Freshman Team by the Blue Ribbon Panel and the league's coaches ... Appeared in all 32 games while starting 25 contests ... Finished the season averaging 7.4 points per game and 7.6 rebounds per game, second-best on the team ... Her 2.8 offensive rebounds and 4.7 defensive rebounds per game were eighth-best in the ACC ... Brought in an average of 8.1 rebounds per game in ACC contests, sixth-best in the conference ... Averaged 36.9 minutes per game in ACC contests, the third-highest average in the league ... Scored in double figures in nine games, including a season-high 16 in a road victory over No. 15/18 NC State (2/19), going 6-of-10 from the field and 3-of-4 from 3-point range ... Tallied double-digit rebounding games six times ... Brought in a season-best 14 rebounds against Louisville (2/26) ... Dished out a season-high six assists against Clemson (1/12) ... Hit the go-ahead 3-pointer in the closing seconds at North Carolina (1/19) which proved to be the game-winner ... Represented Australia at the World University Games over the summer before her sophomore season.

#### HIGH SCHOOL

Came to Wake Forest as a five-star recruit, according to LivonBasketball.com ... The site also ranked her the No. 1 Australian recruit in the class of 2016 ... Was a starting guard on the Australian U19 team that won a bronze medal at the FIBA World Championships in Russia in 2015 ... Attended Our Lady of Mercy for her first three years of high school and was a three-time MVP ... Was accepted to the Australian Institute of Sport in Canberra in 2014, which is Australia's Olympic Sport Training Facility.

#### PERSONAL

Full name is Alexandra Jane Sharp ... Born on February 4, 1997 ... Daughter of Paula and Peter Sharp ... Has two siblings, Katriece and Makenzie ... Has previously played with players now playing for the likes of Baylor, Stanford, Dayton, SMU, CSUN and Utah State.





### 2017-18 GAME-BY-GAME STATISTICS (SOPHOMORE)

Opponent	Min	FG-FGA	3G-A	FT-FTA	O-D-T	PF	FO	A	TO	Blk	Stl	Pts
TEXAS SOUTHERN	24	2-4	0-2	1-2	1-3-4	3	0	2	2	1	0	5
SETON HALL	38	6-15	1-3	0-1	4-5-9	3	0	3	5	1	1	13
at Richmond	34	6-9	1-2	1-3	6-3-9	3	0	8	2	0	1	14
at Rutgers	32	2-7	0-2	4-4	2-3-5	0	2	4	1	1	1	8
vs. Minnesota	36	5-11	1-5	5-6	2-4-6	3	0	0	0	0	1	16
vs. Hofstra	38	4-16	0-3	2-2	10-5-15	4	0	4	3	0	0	10
at Penn State	26	4-12	0-3	2-2	3-7-10	5	1	4	2	0	0	10
ELON	35	3-9	0-3	0-1	2-3-5	1	0	2	1	0	0	6
at Xavier	34	4-6	0-1	3-3	3-6-9	2	0	5	2	0	1	11
APPALACHIAN STATE	26	2-7	0-1	1-1	3-2-5	1	0	4	2	4	0	5
MD EASTERN SHORE	25	5-5	0-0	0-1	0-6-6	3	0	2	2	2	0	10
CHARLOTTE	35	5-11	0-0	0-0	4-4-8	2	0	8	2	0	0	10
at College of Charleston	27	4-9	1-3	0-0	2-8-10	1	0	6	1	0	0	9
NOTRE DAME	32	1-7	0-2	2-2	3-9-12	2	0	0	0	1	1	4
at Pittsburgh	36	6-10	1-1	0-1	1-4-5	0	0	3	2	0	0	13
at Miami	32	3-9	1-2	2-2	3-3-6	2	0	3	5	1	1	9
DUKE	37	4-13	1-4	2-3	6-5-11	2	0	5	3	0	1	11
NORTH CAROLINA	42	5-9	1-1	0-0	5-5-10	0	0	6	2	2	0	11
FLORIDA STATE	34	2-11	1-6	0-2	2-5-7	2	0	3	2	1	1	5
at Georgia Tech	28	3-8	0-0	1-1	5-3-8	5	1	2	5	0	1	7
NC STATE	36	8-12	2-4	1-2	2-3-5	4	0	2	1	0	0	19
at Louisville	32	2-9	1-4	0-0	2-3-5	2	0	0	6	0	2	5
at Boston College	36	7-16	2-5	2-4	7-6-13	0	2	3	1	0	0	18
at Duke	38	4-12	1-3	0-0	5-5-10	3	0	1	4	1	1	9
SYRACUSE	34	6-9	2-3	0-0	2-4-6	1	0	1	6	0	0	14
VIRGINIA TECH	38	7-14	0-3	0-0	4-7-11	0	0	5	2	0	2	14
at NC STATE	35	3-12	0-4	1-2	5-4-9	2	0	2	3	0	1	7
at Clemson	31	5-12	0-2	1-2	4-7-11	2	0	2	5	0	0	11
VIRGINIA	33	3-10	0-1	0-0	1-7-8	1	0	2	4	1	0	6
vs. Pittsburgh	27	8-12	2-3	1-1	1-7-8	0	0	2	1	1	0	19
vs. Miami	39	7-17	1-4	2-2	5-8-13	3	0	3	5	0	0	17
<b>Totals</b>	<b>1030</b>	<b>136-323</b>	<b>20-80</b>	<b>34-50</b>	<b>105-154-259</b>	<b>62</b>	<b>2</b>	<b>94</b>	<b>87</b>	<b>18</b>	<b>16</b>	<b>326</b>

### 2016-17 GAME-BY-GAME STATISTICS (FRESHMAN)

Opponent	Min	FG-FGA	3G-A	FT-FTA	O-D-T	PF	FO	A	TO	Blk	Stl	Pts
NAVY	16	2-3	0-0	0-0	5-1-6	1	0	3	3	0	1	4
at LSU	21	4-10	1-4	3-4	2-5-7	1	0	0	4	0	0	12
RUTGERS	21	0-5	0-2	0-2	4-3-7	2	0	2	4	0	1	0
EASTERN MICHIGAN	24	2-5	2-3	4-6	2-6-8	3	0	3	0	0	2	10
FURMAN	17	1-8	1-3	1-4	3-8-11	0	0	2	2	0	0	4
at Elon	28	4-9	1-2	1-2	1-5-6	4	0	2	1	0	0	10
at Illinois	38	3-6	1-4	0-0	1-6-7	1	0	3	1	1	0	7
at Seton Hall	37	1-6	0-3	4-5	4-3-7	4	0	3	5	1	1	6
XAVIER	39	2-8	1-2	0-0	4-3-7	2	0	1	3	1	1	5
RADFORD	37	3-9	1-4	0-0	1-4-5	4	0	1	2	0	1	7
SAMFORD	35	5-6	1-1	1-1	1-6-7	2	0	1	3	1	0	12
VCU	36	1-9	1-3	2-2	2-1-3	0	0	3	2	0	3	5
at JMU	35	5-9	1-2	1-1	5-4-9	4	0	5	4	0	1	12
at Notre Dame	34	3-6	3-5	1-2	2-2-4	0	0	3	1	0	2	10
NC STATE	40	3-9	0-1	0-0	2-5-7	3	0	1	3	2	1	6
CLEMSON	38	1-4	1-3	2-2	1-7-8	4	0	6	3	0	0	5
at Virginia Tech	39	3-10	1-5	0-0	4-7-11	2	0	4	2	1	0	7
at North Carolina	35	3-8	1-3	0-0	1-6-7	1	0	5	3	2	1	7
GEORGIA TECH	45	2-9	1-1	3-4	6-5-11	0	0	2	4	2	1	8
BOSTON COLLEGE	37	5-9	1-3	4-5	2-7-6	3	0	2	3	0	0	15
at Duke	39	4-12	1-4	0-0	3-4-7	1	0	1	4	1	1	9
MIAMI	40	4-12	0-1	0-0	4-7-11	1	0	1	6	0	0	8
PITTSBURGH	36	1-6	1-3	4-4	0-7-7	2	0	1	5	1	0	7
at Florida State	40	5-11	1-3	0-1	4-4-8	1	0	1	1	0	0	11
at Virginia	43	3-6	2-4	1-2	2-4-6	4	0	2	3	2	0	9
DUKE	30	2-5	2-4	2-2	2-3-5	2	0	3	2	0	0	8
at NC State	39	6-10	3-4	1-1	2-7-9	5	1	4	4	2	0	16
at Syracuse	25	2-6	0-0	2-3	3-2-5	3	0	2	0	2	0	6
LOUISVILLE	30	0-10	0-3	1-2	5-9-14	1	0	0	5	0	0	1
vs. Virginia	33	1-9	0-2	0-0	5-4-9	1	0	2	3	1	0	2
BETHUNE-COOKMAN	30	2-6	0-2	2-2	5-6-11	1	0	3	6	0	1	6
at Middle Tennessee	33	0-2	0-0	2-2	3-0-3	1	0	1	1	3	0	2
<b>Totals</b>	<b>1070</b>	<b>83-246</b>	<b>29-84</b>	<b>42-59</b>	<b>91-151-242</b>	<b>64</b>	<b>1</b>	<b>74</b>	<b>96</b>	<b>22</b>	<b>20</b>	<b>237</b>

#### CAREER HIGHS

Points	19, 2x - last vs. Pittsburgh (2/28/18)	Free Throw Attempts	6, 2x - last vs. Minnesota (11/25/17)
Rebounds	15 - vs. Hofstra (11/26/17)	Assists	8, 2x - last vs. Charlotte (12/18/17)
Field Goals	8, 2x - last vs. Pittsburgh (2/28/18)	Turnovers	6, 4x - last vs. Syracuse (2/11/18)
Field Goal Attempts	17 - vs. Miami (3/1/18)	Blocks	4 - vs. Appalachian State (12/7/17)
Three Pointers	3, 2x - last at NC State (2/19/17)	Steals	3 vs. VCU (12/21/16)
Three Point Attempts	6 - vs. Florida State (1/18/18)	Minutes	45 vs. Georgia Tech (1/22/17)
Free Throws	5 - vs. Minnesota (11/25/17)		

#### CAREER STATISTICS

Year	G-GS	Min-Avg.	FG-FGA	Pct.	3FG-3FGA	Pct.	FT-FTA	Pct.	Off-Def.	Reb-Avg.	PF-DQ	Ast	TO	Blk	Stl	Pts-Avg
2016-17	32-25	1070-33.4	83-246	.337	29-84	.345	42-59	.712	91-151	242-7.6	64-1	74	96	22	20	237-7.4
2017-18	31-31	1030-33.2	136-323	.421	20-80	.250	34-50	.680	105-154	259-8.4	62-2	94	87	18	16	326-10.5
<b>CAREER</b>	<b>63-56</b>	<b>2100-33.3</b>	<b>219-569</b>	<b>.385</b>	<b>49-164</b>	<b>.299</b>	<b>76-109</b>	<b>.697</b>	<b>196-305</b>	<b>501-8.0</b>	<b>126-3</b>	<b>168</b>	<b>183</b>	<b>40</b>	<b>36</b>	<b>563-8.9</b>

# 2018-19 RETURNING DEMON DEACONS



## Raegyn **BRANCH**

**G • R-So. • 6-2**  
Arlington, Tenn.  
Arlington

# 21

### **2017-18 SEASON (REDSHIRT FRESHMAN)**

Appeared in 30 of the team's 31 games off the bench, averaging 3.1 points in 10.2 minutes per contest ... Scored five points and grabbed four rebounds in first collegiate game against Texas Southern (Nov. 10) ... Scored a career-high 10 points in the team's road win at College of Charleston (Dec. 21) ... Tied her career high of 10 points at Georgia Tech (Jan. 21) ... Played season-high 24 minutes and scored five points in the team's road victory at Miami (Jan. 7).

### **2016-17 SEASON (FRESHMAN)**

Suffered a ruptured Achilles in preseason workouts ... Missed the entire 2016-17 season and received a medical redshirt.

### **HIGH SCHOOL**

Helped lead Arlington High School to the AAA State Tournament for the first time in school history in 2015 and guided the Tigers to the championship in 2016 ... Collected All-District honors in her sophomore, junior and senior seasons ... Named to the Regional All-Tournament Team in 2014-15 ... Participated in the 2016 Basketball Coaches Association of Tennessee (BCAT) All-Star Game, helping the West Team to an 87-75 win with 10 points, which was second on the team ... JumpOffPlus.com ranked Branch 3.5 stars and was No. 189 in the country, according to All Star Girls Report.





## 2017-18 GAME-BY-GAME STATISTICS (R-FRESHMAN)

Opponent	Min	FG-FGA	3G-A	FT-FTA	O-D-T	PF	FO	A	TO	Blk	Stl	Pts
TEXAS SOUTHERN	13	2-6	1-4	0-0	0-4-4	4	0	0	0	1	0	5
SETON HALL	3	0-0	0-0	0-0	0-1-1	0	0	0	0	0	0	0
at Richmond	17	3-7	1-3	1-2	3-1-4	2	0	1	1	1	0	8
at Rutgers	8	1-1	1-1	0-0	0-0-0	2	0	0	1	0	0	3
vs. Minnesota	12	1-3	1-1	0-0	0-1-1	1	0	1	1	1	0	3
vs. Hofstra	10	1-3	0-0	0-0	0-2-2	3	0	0	1	1	0	2
at Penn State	14	2-4	0-0	1-2	2-0-2	2	0	2	1	2	0	5
ELON	3	0-2	0-1	0-0	0-0-0	1	0	0	0	0	0	0
at Xavier	4	1-1	0-0	0-0	0-0-0	0	0	0	0	1	0	2
APPALACHIAN STATE	19	2-6	0-3	0-0	2-4-6	3	0	0	1	3	0	4
MD EASTERN SHORE	16	2-6	1-2	0-2	3-1-4	0	0	1	1	1	0	5
CHARLOTTE	2	0-0	0-0	0-0	0-0-0	0	0	0	0	0	0	0
at College of Charleston	14	3-4	0-1	4-4	0-5-5	4	0	2	1	1	1	10
NOTRE DAME	11	3-5	0-1	1-2	1-2-3	4	0	0	0	1	0	7
at Pittsburgh	8	0-2	0-1	0-0	0-1-1	0	0	0	0	1	0	0
at Miami	24	2-6	1-2	0-2	2-3-5	0	0	1	0	0	0	5
DUKE	7	0-5	0-1	0-0	1-1-2	0	0	0	0	1	1	0
NORTH CAROLINA	4	1-2	1-2	0-0	0-0-0	1	0	0	0	0	0	3
FLORIDA STATE	12	0-0	0-0	1-2	1-1-2	3	0	0	1	1	0	1
at Georgia Tech	17	3-7	2-4	2-4	0-0-0	4	0	0	1	0	0	10
NC STATE	10	1-2	0-1	0-0	0-0-0	2	0	0	0	0	0	2
at Louisville	17	1-4	0-1	4-4	2-0-2	3	0	0	1	0	0	6
at Boston College	12	3-6	0-0	0-0	2-1-3	1	0	1	0	0	0	6
at Duke	6	0-2	0-1	0-0	1-0-1	2	0	0	0	0	0	0
SYRACUSE	3	0-1	0-1	0-0	0-0-0	1	0	0	0	0	0	0
VIRGINIA TECH	6	0-2	0-1	0-0	0-1-1	1	0	0	0	1	0	0
at NC STATE	9	1-2	0-0	0-0	0-0-0	4	0	1	0	0	0	2
at Clemson	3	0-1	0-0	0-0	0-1-1	0	0	0	0	0	0	0
VIRGINIA					--DNP--							
vs. Pittsburgh	14	0-1	0-0	0-0	0-0-0	2	0	1	0	2	0	0
vs. Miami	9	1-3	1-3	0-0	0-2-2	1	0	0	0	2	0	3
Totals	307	34-94	10-35	14-24	20-32-52	51	0	11	11	21	2	92

### CAREER HIGHS

Points	10, 2x - last at Georgia Tech (1/21/18)
Rebounds	6 - vs. Appalachian State (12/7/17)
Field Goals	3, 5x - last at Georgia Tech (1/21/18)
Field Goal Attempts	7, 2x - last at Georgia Tech (1/21/18)
Three Pointers	2 - at Georgia Tech (1/21/18)
Three Point Attempts	4, 2x - last at Georgia Tech (1/21/18)
Free Throws	4, 2x - last at Louisville (1/28/18)
Free Throw Attempts	4, 3x - last at Louisville (1/28/18)
Assists	2, 2x - last at College of Charleston (12/21/17)
Turnovers	1, 11x - last at Louisville (1/28/18)
Blocks	3 - vs. Appalachian State (12/7/17)
Steals	1, 2x - last vs. Duke (1/11/18)
Minutes	24 - at Miami (1/7/18)

### CAREER STATISTICS

Year	G-GS	Min-Avg.	FG-FGA	Pct.	3FG-3FGA	Pct.	FT-FTA	Pct.	Off-Def.	Reb-Avg.	PF-DQ	Ast	TO	Blk	Stl	Pts-Avg
2017-18	30-0	307-10.2	34-94	.362	10-35	.286	14-24	.583	20-32	52-1.7	51-0	11	11	21	2	92-3.1
CAREER	30-0	307-10.2	34-94	.362	10-35	.286	14-24	.583	20-32	52-1.7	51-0	11	11	21	2	92-3.1

# 2018-19 RETURNING DEMON DEACONS



## Ariel STEPHENSON

**G • Sr. • 5-10**  
Prince George, Va.  
Prince George

# 25

### 2018-19 SEASON (SENIOR)

Underwent offseason shoulder surgery and will miss the entire 2018-19 season ... Will receive a medical redshirt.

### 2017-18 SEASON (JUNIOR)

Appeared in 27 games, including 22 starts ... Became the 25th player in program history to reach 1,000 career points with a 24-point outburst against North Carolina (Jan. 16) ... Averaged 8.9 points per game in 27.0 minutes per contest ... Recorded career-high 25 points and tied a career high with eight made free throws at Rutgers (Nov. 19) ... Had second-straight 20-point game with 20 points on a career-high five three pointers against Minnesota (Nov. 25) ... Followed that performance with 21 points and six assists in an overtime home loss to No. 12/11 Florida State (Jan. 18) ... Her four 20+ point performances were good for second on the team ... Missed four conference games with an injury.

### 2016-17 SEASON (SOPHOMORE)

Started in all 32 games, finishing second with 13.1 points per game and leading the team with 2.9 assists per contest ... Averaged a team-leading 34.5 minutes per game ... Scored in double figures in 19 games including seven consecutive games from Dec. 31 to Jan. 22 ... Dropped a career-high 24 points against Miami (2/2) on 8-of-16 shooting (2-of-4 from beyond the arc) and a perfect 6-of-6 effort from the free throw line ... Dished out a career-high eight assists in a victory over Pittsburgh (2/5) ... Brought in nine rebounds in three of the first four contests to set a career-high for rebounds in a game ... Set career-highs for free throws made (8) and attempted (11) in a win over Elon (11/26) ... Talled a career-best six steals against James Madison (12/31) while adding 17 points ... Was the team's leading scorer in both games of the WNIT, scoring 20 against Bethune-Cookman (3/16) and 23 against Middle Tennessee (3/19) ... Recorded five or more assists five times throughout the course of the year.

### 2015-16 SEASON (FRESHMAN)

Appeared in all 33 of Wake Forest's games in 2015-16, starting 25 of them ... Averaged 12.7 points per game to finish second on the team in the category ... Scored in double figures in 24 of 33 games on the season, finishing fourth in the ACC for most double-figure games by a freshman and first on the team ... Closed the year by scoring at least 10 points in 13 of the team's final 15 games, starting with 16 points in the win over North Carolina (1/21) ... Led the team in scoring 10 times on the season, the second-most occasions on the squad ... Knocked down a team-high 64 three-pointers while hitting a team-high 87 free throws ... Earned ACC All-Freshman Team honors from both the Blue Ribbon Panel and head coaches after the season, the first player to earn All-Freshman Team honors since Sandra Garcia in 2010 ... Was named ACC Rookie of the Week on Nov. 16 and Feb. 8, becoming the first Demon Deacon to earn the honor since Sandra Garcia in 2009-10 ... Earned FIU Surfing Santa Classic All-Tournament honors on Dec. 29 after helping the Deacs go 1-1 in the event ... Notched a career-high 22 points in the win over NC State (2/7) ... The 22-point performance against the Wolfpack capped a four-game run in which Stephenson led the Deacs in scoring all four games and averaged 19.0 points per game ... Scored 21 points in her first-career game against LSU (11/13) ... Scored 19 points while shooting 70.0 percent (7-of-10) from the floor in the win over Clemson (3/2) in the first round of the ACC Tournament before leading Wake Forest with 21 points in the loss

to Georgia Tech (3/3) in the second round after hitting three three-pointers in the first quarter ... Hauled in a career-high seven rebounds against LSU and nearly matched the number with six rebounds against Davidson (11/17), Belmont (12/6), FIU (12/29) and Clemson (3/2) in the ACC Tournament ... After the season, earned ACC All-Academic Team honors.

### HIGH SCHOOL

Ranked No. 42 by Prospectnation.com in the class of 2015 ... Three-time first team All-District honoree ... Helped lead Prince George High School to the Conference 12 Championship in 2013-14 ... Set the school's scoring record the same season ... Averaged 27.1 points per game in her junior campaign ... Named to Times-Dispatch Invitational All-Tournament Team ... Played for Boo Williams Club team along with current teammates Destini Walker and Kortni Simmons.

### PERSONAL

Full name is Ariel Lynn Stephenson ... Born on Dec. 21, 1996 ... Daughter of Adriene and Juan Stephenson ... Has two sisters, Mia and Lauren ... Father, Juan, played baseball at Vorhees College ... Father has a high school tournament in Virginia named after him, the Juan Stephenson Classic ... He was a well-respected high school basketball referee.





### 2016-17 GAME-BY-GAME STATISTICS (SOPHOMORE)

Opponent	Min	FG-FGA	3G-A	FT-FTA	O-D-T	PF	FO	A	TO	Blk	Stl	Pts
NAVY	34	8-19	2-9	0-0	1-8-9	2	0	2	3	0	0	18
at LSU	33	4-12	0-6	0-0	1-3-4	2	0	6	2	0	1	8
RUTGERS	32	6-14	2-3	7-10	2-7-9	1	0	3	0	1	1	21
EASTERN MICHIGAN	35	4-10	1-5	2-4	3-6-9	1	0	4	3	0	0	11
FURMAN	35	6-14	1-3	1-3	1-6-7	2	0	2	1	0	0	14
at Elon	39	5-10	2-4	8-11	0-1-1	3	0	1	0	2	2	20
at Illinois	40	7-21	1-7	7-7	1-3-4	2	0	0	0	0	1	22
at Seton Hall	39	3-13	1-6	2-2	2-5-7	4	0	6	9	0	2	9
XAVIER	37	6-16	0-3	5-7	0-7-7	2	0	0	2	0	1	17
RADFORD	36	2-16	0-5	2-2	0-1-1	4	0	3	4	0	1	6
SAMFORD	35	1-10	1-4	1-2	2-4-6	0	0	1	2	0	0	4
VCU	29	2-10	1-3	1-2	0-1-1	4	0	4	2	0	1	6
at JMU	36	6-23	2-12	3-3	0-1-1	4	0	4	1	0	6	17
at Notre Dame	38	5-14	3-6	4-4	0-3-3	2	0	0	1	0	0	17
NC STATE	36	5-11	0-4	7-8	0-2-2	2	0	4	2	0	1	17
CLEMSON	39	7-11	1-2	1-5	1-4-5	3	0	5	3	0	0	16
at Virginia Tech	24	4-16	1-3	1-1	2-5-7	3	0	1	5	0	0	10
at North Carolina	31	6-13	3-5	2-2	0-1-1	3	0	4	1	1	1	17
GEORGIA TECH	44	6-15	3-8	2-3	0-6-6	3	0	4	9	0	2	17
BOSTON COLLEGE	33	2-5	0-0	2-2	0-2-2	1	0	3	1	1	1	6
at Duke	39	1-13	1-7	5-6	0-1-1	3	0	1	4	0	2	8
MIAMI	38	8-16	2-4	6-6	0-2-2	3	0	4	3	1	1	24
PITTSBURGH	40	2-5	0-2	3-4	0-3-3	3	0	8	2	1	0	7
at Florida State	22	2-6	1-3	0-0	0-2-2	3	0	4	5	0	0	5
at Virginia	42	6-17	3-10	6-8	0-3-3	2	0	4	5	0	1	21
DUKE	32	4-16	0-7	0-0	0-1-1	4	0	3	5	0	1	8
at NC State	31	3-6	2-3	2-2	0-1-1	4	0	2	1	0	0	10
at Syracuse	26	3-6	0-2	1-3	0-2-2	3	0	1	5	0	2	7
LOUISVILLE	24	2-10	1-7	2-2	0-1-1	4	0	0	3	1	0	7
vs. Virginia	28	2-11	2-6	1-2	1-0-1	2	0	1	3	0	0	7
BETHUNE-COOKMAN	37	7-13	3-5	3-6	1-3-4	1	0	5	3	0	0	20
at Middle Tennessee	39	8-19	4-11	3-4	0-2-2	4	0	1	3	1	1	23
<b>Totals</b>	<b>1103</b>	<b>143-411</b>	<b>44-165</b>	<b>90-121</b>	<b>18-97-115</b>	<b>84</b>	<b>0</b>	<b>93</b>	<b>94</b>	<b>7</b>	<b>29</b>	<b>420</b>

### 2017-18 GAME-BY-GAME STATISTICS (JUNIOR)

Opponent	Min	FG-FGA	3G-A	FT-FTA	O-D-T	PF	FO	A	TO	Blk	Stl	Pts
TEXAS SOUTHERN	30	1-8	1-5	2-2	1-1-2	1	0	6	4	0	0	5
SETON HALL	24	0-5	0-3	0-0	1-1-2	3	0	2	5	0	2	0
at Richmond	23	1-10	0-5	0-2	0-5-5	1	0	4	2	0	0	2
at Rutgers	33	7-17	3-11	8-10	2-4-6	3	0	0	6	0	1	25
vs. Minnesota	35	6-18	5-14	3-4	0-2-2	2	0	7	3	0	1	20
vs. Hofstra	34	5-14	1-5	2-2	1-2-3	2	0	3	3	0	2	13
at Penn State	20	1-5	0-2	0-1	0-3-3	4	0	1	3	0	1	2
ELON	25	0-5	0-1	2-2	0-4-4	0	0	1	5	0	1	2
at Xavier	37	7-16	4-8	0-0	1-3-4	0	0	1	2	0	1	18
APPALACHIAN STATE	28	4-12	1-5	1-1	2-3-5	2	0	2	1	0	0	10
MD EASTERN SHORE	20	2-7	1-2	3-4	1-2-3	4	0	0	0	0	2	8
CHARLOTTE	36	3-9	1-5	1-2	1-0-1	0	0	0	3	0	2	8
at College of Charleston	26	1-8	0-5	0-1	0-0-0	1	0	3	3	0	0	2
NOTRE DAME	19	0-6	0-4	1-2	0-0-0	0	0	1	5	0	0	1
at Pittsburgh	33	4-13	2-5	6-7	1-2-3	1	0	1	3	0	1	16
at Miami	23	2-8	0-3	0-0	1-1-2	4	0	3	2	0	1	4
DUKE	35	7-19	2-11	2-2	1-0-1	4	0	1	4	1	1	18
NORTH CAROLINA	41	9-19	4-8	2-6	1-3-4	3	0	1	3	0	1	24
FLORIDA STATE	38	7-11	3-5	4-7	0-1-1	5	1	6	6	0	0	21
at Georgia Tech	13	0-5	0-2	0-0	1-0-1	2	0	0	4	1	0	0
NC STATE	37	6-18	4-7	1-3	1-5-6	4	0	2	4	0	0	17
at Louisville	19	1-3	0-1	1-2	0-1-1	4	0	2	1	0	0	3
at Boston College					--DNP--							
at Duke					--DNP--							
SYRACUSE					--DNP--							
VIRGINIA TECH					--DNP--							
at NC STATE	6	0-2	0-1	0-0	0-0-0	0	0	1	1	0	1	0
at Clemson	21	2-4	0-0	7-8	0-3-3	1	0	0	3	0	1	11
VIRGINIA	29	1-10	1-5	0-0	1-0-1	2	0	1	2	0	0	3
vs. Pittsburgh	25	0-4	0-2	2-2	0-2-2	0	0	2	1	0	0	2
vs. Miami	18	2-8	1-5	0-0	0-0-0	3	0	2	3	0	0	5
<b>Totals</b>	<b>728</b>	<b>79-264</b>	<b>34-130</b>	<b>48-70</b>	<b>17-48-65</b>	<b>56</b>	<b>1</b>	<b>58</b>	<b>82</b>	<b>2</b>	<b>19</b>	<b>240</b>

### 2015-16 GAME-BY-GAME STATISTICS (FRESHMAN)

Opponent	Min	FG-FGA	3G-A	FT-FTA	O-D-T	PF	FO	A	TO	Blk	Stl	Pts
LSU	34	6-16	3-9	6-6	0-7-7	4	0	0	7	0	0	21
ETSU	27	4-9	2-6	3-4	2-2-4	4	0	1	2	0	0	13
DAVIDSON	28	5-17	4-10	2-4	3-3-6	1	0	3	1	1	0	16
at Missouri	31	3-12	1-3	1-3	2-2-4	4	0	1	4	1	0	8
LA SALLE	31	4-15	1-3	5-7	0-3-3	2	0	2	2	0	1	14
at American	27	3-7	1-3	4-8	1-2-3	5	1	1	2	0	1	11
WISCONSIN	35	4-19	1-9	4-5	2-3-5	3	0	4	2	0	3	13
BELMONT	31	3-17	2-11	1-2	1-5-6	3	0	2	4	0	1	9
JACKSONVILLE	31	3-13	2-8	2-4	2-2-4	1	0	0	1	0	1	10
vs. Coastal Carolina	28	3-12	3-9	0-2	1-3-4	1	0	1	4	0	1	9
RICHMOND	28	0-11	0-7	0-0	0-3-3	4	0	4	2	0	0	0
vs. Hampton	34	3-14	0-6	4-4	2-3-5	4	0	1	3	1	0	10
at FIU	33	4-14	2-8	4-4	4-2-6	1	0	1	1	0	0	14
at NC State	25	3-9	1-5	7-10	0-3-3	3	0	0	5	0	0	14
at Duke	25	6-13	5-8	0-0	2-0-2	2	0	1	3	0	1	17
VIRGINIA	30	3-9	1-3	1-4	0-1-1	1	0	1	5	0	0	8
at Miami	30	1-8	1-7	2-2	0-2-2	1	0	2	4	0	1	5
SYRACUSE	32	1-12	1-5	6-8	1-3-4	4	0	2	5	0	2	9
NORTH CAROLINA	30	7-16	2-7	0-0	0-2-2	2	0	0	2	0	1	16
at Boston College	29	4-11	3-8	2-2	0-0-0	0	0	0	2	0	0	13
FLORIDA STATE	34	6-12	2-5	6-8	0-2-2	0	0	2	2	0	1	20
at Louisville	33	6-18	2-9	4-4	1-1-2	1	0	1	5	0	1	18
at Pittsburgh	32	5-9	4-7	2-2	0-2-2	1	0	2	1	0	0	16
NC STATE	37	8-18	4-8	2-2	0-5-5	0	0	0	3	0	2	22
at Clemson	36	4-11	2-6	0-0	0-0-0	2	0	1	0	0	0	10
DUKE	37	4-13	2-8	1-2	1-3-4	1	0	1	1	1	1	11
NOTRE DAME	38	5-15	4-10	3-3	0-3-3	2	0	1	6	0	1	17
VIRGINIA TECH	35	1-14	0-8	4-8	0-2-2	1	0	0	1	0	2	6
at Georgia Tech	34	1-11	0-4	4-6	1-2-3	1	0	1	2	0	3	6
vs. Clemson	28	7-10	3-4	2-2	2-4-6	0	0	0	3	0	0	19
vs. Georgia Tech	39	8-18	4-8	1-1	0-0-0	2	0	3	2	0	0	21
at Charlotte	34	4-18	0-9	3-4	0-2-2	1	0	1	5	0	4	11
at Florida Gulf Coast	32	5-13	1-5	1-2	0-5-5	2	0	1	1	0	0	12
<b>Totals</b>	<b>1048</b>	<b>134-434</b>	<b>64-226</b>	<b>87-123</b>	<b>28-82-110</b>	<b>64</b>	<b>1</b>	<b>41</b>	<b>93</b>	<b>4</b>	<b>28</b>	<b>419</b>

### CAREER HIGHS

Points	25 - at Rutgers (11/19/17)
Rebounds	9, 3x - last vs. Eastern Michigan (11/20/16)
Field Goals	9 - vs. North Carolina (1/14/18)
Field Goal Attempts	23 at JMU (12/21/16)
Three Pointers	5, 2x- last vs. Minnesota (11/25/17)
Three Point Attempts	14 - vs. Minnesota (11/25/17)
Free Throws	8, 2x - at Rutgers (11/19/17)

Free Throw Attempts	11 at Elon (11/26/16)
Assists	8 vs. Pittsburgh (2/5/17)
Turnovers	9, 2x - last vs. Georgia Tech (1/22/17)
Blocks	1, 13x - last at Georgia Tech (1/21/18)
Steals	6 at JMU (12/21/16)
Minutes	44 vs. Georgia Tech (1/22/17)

### CAREER STATISTICS

Year	G-GS	Min-Avg.	FG-FGA	Pct.	3FG-3FGA	Pct.	FT-FTA	Pct.	Off-Def.	Reb-Avg.	PF-DQ	Ast	TO	Blk	Stl	Pts-Avg
2015-16	33-25	1048-31.8	134-434	.309	64-226	.283	87-123	.707	28-82	110-3.3	64-1	41	93	4	28	419-12.7
2016-17	32-32	1103-34.5	143-411	.348	44-165	.267	90-121	.744	18-97	115-3.6	84-0	93	94	7	29	420-13.1
2017-18	27-22	728-27.0	79-264	.299	34-130	.262	48-70	.686	17-48	65-2.4	56-1	58	82	2	19	240-8.9
<b>CAREER</b>	<b>92-79</b>	<b>2879-31.3</b>	<b>356-1109</b>	<b>.321</b>	<b>142-521</b>	<b>.273</b>	<b>225-314</b>	<b>.717</b>	<b>63-227</b>	<b>290-3.2</b>	<b>204-2</b>	<b>192</b>	<b>269</b>	<b>13</b>	<b>76</b>	<b>1079-11.7</b>

# 2018-19 RETURNING DEMON DEACONS



**Elisa  
PENNA**

**F • Sr. • 6-3**  
Bergamo, Italy  
ITC F. Foscarei

**41**

**2017-18 SEASON (JUNIOR)**

Named to the All-ACC Second Team by the Blue Ribbon Panel and the league's coaches, the first Demon Deacon to receive All-ACC honors since Dearica Hamby in 2015 ... Became the 26th player in team history to reach 1,000 career points in a 17-point effort at Clemson (2/22) ... Appeared in 25 games, making 23 starts ... Missed the season's first six games with an injury ... Averaged 31.3 minutes per game, good for third on the team ... Her nine 20+ point games also led the Deacs ... Led team in made three pointers (54) and three-point shooting percentage (.358) ... Scored in double figures in 19-of-25 contests ... Named ACC Player of the Week on Feb. 20 after scoring a career-high 34 points and making a career-best nine three pointers at No. 25 NC State, becoming the first to Wake Forest player to win the award since Amber Campbell in 2016 ... Her nine three-pointers against the Wolfpack tied the program record while her 34 points were the most by a Deac since Dearica Hamby scored 36 in 2015 ... Led the Demon Deacons with 15.8 points per game ... Recorded back-to-back double-doubles, with 20 points and 12 rebounds at No. 4 Louisville (1/28), and 15 points and 12 boards at Boston College (Feb. 1) ... Made all seven of her free throw attempts in a 20-point scoring game against North Carolina (1/16).

**2016-17 SEASON (SOPHOMORE)**

Named to the Italian Senior National Team in the summer between her sophomore and junior season ... Was Wake Forest's leading scorer, averaging 13.4 points per game while finishing second on the team with 5.7 rebounds per contest ... Third on the team with 35 steals ... Scored in double figures in 26 games, including a stretch of 11-straight from 12/8 to 1/29 ... Recorded back-to-back double-doubles against Samford (12/8) and VCU (12/21) ... Scored 17 points and added 10 rebounds against Samford while tallying 19 points and a season-high 12 rebounds against VCU ... The consecutive double-doubles were part of a three-game stretch where Penna brought in 10 or more rebounds, adding an 11-rebound effort against Radford (12/10) ... Scored a career-high 23 points in a road win over North Carolina, finishing 8-of-17 from the field, including a career-best 4-of-8 from beyond the arc, with four assists and two steals ... Tallied a career-best six assists against Middle Tennessee (3/19) ... Finished 19th in the league in scoring and 14th in minutes played.

**2015-16 SEASON (FRESHMAN)**

Joined the team as a mid-year addition in December prior to the game against Hampton (12/28) ... Appeared in 22 games on the season, starting 20-straight contests to end the year after coming off the bench in her first two games ... Averaged 9.9 points and 6.6 rebounds per contest while seeing 33.5 minutes per game ... Shot 36.5 percent from the floor, a team-high 37.5 percent from long range and a team-high 84.8 percent from the free throw line ... Was named ACC Rookie of the Week on Jan. 25 after setting career-highs in back-to-back games with 18 points and five steals against North Carolina (1/21) and 22 points against Boston College (1/24) ... Went 12-for-12 from the free throw line against Boston College ... Scored in double figures in 13 of 22 games on the season ... Recorded three double-doubles on the year with 11 points and 10 rebounds against Virginia (1/10), 10 points and 10 rebounds against Duke (2/14) and 11 points and 12 rebounds against Charlotte (3/17) in the WNIT.

**PRIOR TO WAKE FOREST (ITALY)**

Won a bronze medal during the 2014 U20 European Championship with Italy and was named to the All-Tournament team ... Was also on the silver medal U20 team in 2013 at the European Championship and the bronze medal U16 team at the 2011 European Championship ... With Greas Basket Milano club team, Penna won four championships ... Won the 2009-10 championship on the U15 team, the 2010-11 and 2011-12 championships with the U17 team and the 2012-13 championship with the U19 team ... Also won a U19 championship with Reyer Venezia in 2012-13.

**PERSONAL**

Full name is Elisa Penna ... Born on Nov. 13, 1995 ... Daughter of Sara and Ivan Penna ... Has a brother, Michael, and two sisters, Jessica and Valentina.





### 2016-17 GAME-BY-GAME STATISTICS (SOPHOMORE)

Opponent	Min	FG-FGA	3G-A	FT-FTA	O-D-T	PF	FO	A	TO	Blk	Stl	Pts
NAVY	39	7-12	1-2	2-2	4-3-7	2	0	0	2	1	1	17
at LSU	22	2-6	0-3	2-2	0-1-1	3	0	2	2	1	2	6
RUTGERS	25	4-11	1-4	1-2	1-6-7	2	0	2	2	1	1	10
EASTERN MICHIGAN	24	6-12	3-3	1-2	1-1-2	2	0	5	2	0	0	16
FURMAN	36	4-15	1-3	2-3	2-4-6	3	0	2	2	2	1	11
at Elon	33	4-7	1-2	1-2	1-4-5	3	0	2	2	0	1	10
at Illinois	36	6-11	1-3	2-2	1-6-7	4	0	1	2	1	1	15
at Seton Hall	40	7-18	1-3	0-0	1-3-4	2	0	2	4	0	1	15
XAVIER	27	2-7	1-2	2-2	1-3-4	4	0	0	1	1	0	7
RADFORD	30	2-10	1-6	2-3	4-7-11	4	0	1	2	0	3	7
SAMFORD	37	8-19	1-2	0-0	4-6-10	3	0	2	3	1	1	17
VCU	34	8-18	1-2	2-4	4-8-12	2	0	1	5	1	0	19
at JMU	35	6-15	1-3	5-7	3-4-7	5	1	1	3	0	0	18
at Notre Dame	33	7-16	2-4	0-0	0-4-4	4	0	4	7	0	0	16
NC STATE	40	5-12	2-5	3-5	1-4-5	5	1	1	1	1	1	15
CLEMSON	29	8-17	0-4	-2	1-8-9	4	0	1	2	1	1	17
at Virginia Tech	38	7-21	1-4	0-0	2-6-8	3	0	1	3	0	1	15
at North Carolina	40	8-17	4-8	3-3	2-6-8	3	0	4	5	1	2	23
GEORGIA TECH	45	6-19	1-4	5-6	2-5-7	3	0	4	5	1	2	18
BOSTON COLLEGE	35	6-17	2-6	0-0	0-3-3	0	0	3	2	0	4	14
at Duke	34	5-15	4-7	0-0	2-3-5	2	0	1	7	0	3	14
MIAMI	24	1-8	1-5	0-0	1-2-3	5	1	3	5	0	0	3
PITTSBURGH	26	3-11	0-2	0-0	0-3-3	3	0	0	3	0	0	6
at Florida State	27	7-10	3-4	1-2	1-2-3	5	1	0	2	0	0	18
at Virginia	35	4-14	0-4	2-2	4-4-8	3	0	1	0	0	0	10
DUKE	33	4-17	1-5	2-2	2-1-3	4	0	3	4	0	0	11
at NC State	40	7-17	2-4	5-6	2-4-6	2	0	2	0	1	2	21
at Syracuse	37	7-16	3-5	3-4	0-7-7	4	0	1	5	1	1	20
LOUISVILLE	26	1-8	0-2	5-6	1-5-6	4	0	2	5	0	1	7
vs. Virginia	38	4-16	1-3	3-3	2-4-6	5	1	1	3	1	2	12
BETHUNE-COOKMAN	32	1-11	1-7	1-2	1-2-3	2	0	3	1	0	3	4
at Middle Tennessee	37	6-15	2-6	3-4	0-3-3	5	1	6	4	0	1	17
<b>Totals</b>	<b>1067</b>	<b>163-38</b>	<b>44-127</b>	<b>59-78</b>	<b>51-132-183</b>	<b>105</b>	<b>6</b>	<b>62</b>	<b>98</b>	<b>15</b>	<b>35</b>	<b>429</b>

### 2017-18 GAME-BY-GAME STATISTICS (JUNIOR)

Opponent	Min	FG-FGA	3G-A	FT-FTA	O-D-T	PF	FO	A	TO	Blk	Stl	Pts
TEXAS SOUTHERN					--DNP--							
SETON HALL					--DNP--							
at Richmond					--DNP--							
at Rutgers					--DNP--							
vs. Minnesota					--DNP--							
vs. Hofstra					--DNP--							
at Penn State	28	6-19	2-8	2-2	0-2-2	2	0	1	2	1	2	16
ELON	23	1-6	1-3	2-2	1-2-3	0	0	0	2	0	1	5
at Xavier	31	5-8	0-1	4-6	2-5-7	0	0	2	4	1	0	14
APPALACHIAN STATE	16	2-11	1-1	2-2	1-0-1	3	0	1	1	1	0	7
MD EASTERN SHORE	20	6-14	3-5	1-2	0-3-3	1	0	1	1	0	2	16
CHARLOTTE	35	8-19	1-5	7-7	1-2-3	3	0	2	2	0	2	24
at College of Charleston	24	3-10	0-2	2-3	1-0-1	1	0	0	4	1	1	8
NOTRE DAME	35	8-13	4-5	4-5	0-2-2	2	0	1	3	0	3	24
at Pittsburgh	34	4-10	3-6	1-2	1-7-8	2	0	2	2	0	0	12
at Miami	38	5-16	1-8	1-2	1-6-7	1	0	3	1	0	3	12
DUKE	38	8-19	4-11	4-4	3-1-4	4	0	1	1	0	0	24
NORTH CAROLINA	42	6-21	1-7	7-7	1-2-3	5	1	2	2	0	2	20
FLORIDA STATE	36	5-14	2-3	0-0	2-5-7	4	0	2	0	0	1	12
at Georgia Tech	34	8-18	3-11	3-5	0-2-2	2	0	2	3	0	2	22
NC STATE	22	2-8	0-3	3-4	0-2-2	4	0	1	3	0	0	7
at Louisville	31	8-17	2-6	2-4	1-11-12	2	0	2	2	0	1	20
at Boston College	35	5-13	3-6	2-2	3-9-12	3	0	1	1	0	0	15
at Duke	35	7-18	4-10	5-6	1-6-7	4	0	1	2	1	0	23
SYRACUSE	36	4-19	1-6	0-0	1-4-5	4	0	5	4	1	1	9
VIRGINIA TECH	38	9-16	2-4	0-0	0-3-3	1	0	1	0	0	4	20
at NC STATE	35	11-20	9-13	3-3	0-3-3	3	0	1	1	0	0	34
at Clemson	38	5-15	4-11	3-4	0-2-2	1	0	2	2	0	3	17
VIRGINIA	18	1-8	0-2	0-0	0-3-3	3	0	0	3	0	0	2
vs. Pittsburgh	25	6-12	1-3	1-1	1-4-5	1	0	0	2	0	1	14
vs. Miami	36	6-19	2-11	3-3	1-4-5	3	0	2	3	1	2	17
<b>Totals</b>	<b>783</b>	<b>139-363</b>	<b>54-151</b>	<b>62-76</b>	<b>22-90-112</b>	<b>59</b>	<b>1</b>	<b>36</b>	<b>51</b>	<b>7</b>	<b>31</b>	<b>394</b>

### 2015-16 GAME-BY-GAME STATISTICS (FRESHMAN)

Opponent	Min	FG-FGA	3G-A	FT-FTA	O-D-T	PF	FO	A	TO	Blk	Stl	Pts
LSU					--DNP--							
ETSU					--DNP--							
DAVIDSON					--DNP--							
at Missouri					--DNP--							
LA SALLE					--DNP--							
at American					--DNP--							
WISCONSIN					--DNP--							
BELMONT					--DNP--							
JACKSONVILLE					--DNP--							
vs. Coastal Carolina					--DNP--							
RICHMOND					--DNP--							
					--Joined the team midseason--							
vs. Hampton	24	2-5	0-1	2-2	1-6-7	3	0	0	2	0	0	6
at FIU	28	4-8	1-3	1-2	2-5-7	3	0	1	0	1	0	10
at NC State	32	1-6	1-3	0-0	0-5-5	3	0	0	2	0	1	3
at Duke	34	6-13	3-5	0-0	1-6-7	2	0	1	4	0	1	15
VIRGINIA	31	3-9	1-1	4-4	2-8-10	4	0	1	5	1	0	11
at Miami	36	4-10	1-3	0-0	0-3-3	5	1	1	2	0	0	9
SYRACUSE	37	4-10	0-3	2-2	2-2-4	5	1	3	6	0	0	10
NORTH CAROLINA	37	7-16	3-7	1-2	1-5-6	1	0	3	2	0	5	18
at Boston College	26	4-8	2-4	12-12	1-3-4	3	0	2	1	0	2	22
FLORIDA STATE	36	4-13	2-6	0-0	0-3-3	4	0	0	4	0	1	10
at Louisville	31	1-3	0-1	0-0	0-3-3	2	0	4	2	0	0	2
at Pittsburgh	37	3-9	1-3	0-0	1-7-8	2	0	1	4	0	0	7
NC STATE	26	3-6	2-4	2-2	0-3-3	4	0	3	2	0	1	10
at Clemson	35	0-11	0-2	6-6	3-6-9	0	0	3	2	0	1	6
DUKE	39	4-9	2-5	0-2	2-8-10	2	0	2	3	2	2	10
NOTRE DAME	31	5-8	0-0	0-2	1-5-6	4	0	1	2	0	1	10
VIRGINIA TECH	35	3-10	1-2	5-6	2-5-7	4	0	2	1	0	1	12
at Georgia Tech	37	4-14	1-4	2-2	0-7-7	3	0	2	0	0	0	11
vs. Clemson	31	4-13	1-1	0-0	2-6-8	4	0	1	4	0	1	9
vs. Georgia Tech	38	3-8	1-3	0-0	2-6-8	2	0	1	6	0	0	7
at Charlotte	38	5-12	1-3	0-0	7-5-12	3	0	2	3	1	1	11
at Florida Gulf Coast	37	3-10	0-0	2-2	3-5-8	3	0	3	3	0	3	8
<b>Totals</b>	<b>736</b>	<b>77-211</b>	<b>24-64</b>	<b>39-46</b>	<b>33-112-145</b>	<b>66</b>	<b>2</b>	<b>37</b>	<b>61</b>	<b>9</b>	<b>192</b>	<b>17</b>

### CAREER HIGHS

Points	34 - at NC State (2/18/18)	Free Throw Attempts	12 at Boston College (1/24/16)
Rebounds	12, 4x - at Boston College (2/1/18)	Assists	6 at Middle Tennessee (3/19/17)
Field Goals	11 - at NC State (2/18/18)	Turnovers	7, 2x - last vs. Boston College (1/26/17)
Field Goal Attempts	21, 2x - last vs. North Carolina (1/14/18)	Blocks	2, 2x - last vs. Furman (11/23/16)
Three Pointers	9 - at NC State (2/18/18)	Steals	5 vs. North Carolina (1/21/16)
Three Point Attempts	13 - at NC State (2/18/18)	Minutes	45 vs. Georgia Tech (1/22/17)
Free Throws	12 at Boston College (1/24/16)		

### CAREER STATISTICS

Year	G-GS	Min-Avg.	FG-FGA	Pct.	3FG-3FGA	Pct.	FT-FTA	Pct.	Off-Def.	Reb-Avg.	PF-DQ	Ast	TO	Blk	Stl	Pts-Avg
2015-16	22-20	736-33.5	77-211	.365	24-64	.375	39-46	.848	33-112	145-6.6	66-2	37	61	6	19	217-9.9
2016-17	32-32	1067-33.3	163-438	.372	44-127	.346	59-78	.756	51-132	183-5.7	105-6	62	98	15	35	429-13.4
2017-18	25-23	783-31.3	139-363	.383	54-151	.358	62-76	.816	22-90	112-4.5	56-1	36	51	7	31	394-15.8
<b>CAREER</b>	<b>79-75</b>	<b>2586-32.7</b>	<b>379-1012</b>	<b>.375</b>	<b>122-342</b>	<b>.357</b>	<b>160-200</b>	<b>.800</b>	<b>106-334</b>	<b>440-5.6</b>	<b>227-9</b>	<b>135</b>	<b>210</b>	<b>28</b>	<b>85</b>	<b>1040-13.2</b>

# 2018-19 RETURNING DEMON DEACONS



## Tyra **WHITEHEAD**

**F • Jr. • 6-3**  
Richmond, Va.  
Cosby

# 42

### 2017-18 SEASON (SOPHOMORE)

Appeared in 27 games and made seven starts ... Scored a career-high 23 points in the season opener against Texas Southern (Nov. 10) ... Delivered first career double-double (12 points, 12 rebounds) in the second game of the season against Seton Hall (Nov. 12) ... Dished out a career-high five assists against Minnesota (Nov. 25) ... Had 18 points and 12 rebounds against Appalachian State (Dec. 7) for her second career double-double ... Scored 14 points on 6-of-6 from the floor and pulled down nine rebounds off the bench against Syracuse (Feb. 11) ... Missed four games due to injury.

### 2016-17 SEASON (FRESHMAN)

Appeared in 32 contests off the bench ... Averaged 3.3 points and 2.9 rebounds per game ... Made her Wake Forest debut in the season opener against Navy (11/11), finishing with four points and three rebounds ... Posted one her best games of the season against Eastern Michigan (11/20), scoring a season-high nine points while bringing in five rebounds and adding a pair of assists ... Hauled in a season-best seven rebounds in a road victory against Elon (11/16) and a home win over Boston College (1/26) ... Came off the bench against Miami (2/2) and was 4-of-5 from the field for eight points.

### HIGH SCHOOL

Collected USA Today first team All-State accolades in both 2014 and 2015 and was a second-team honoree in 2016 ... Also picked up first team VSHL 6A All-State honors in 2016 ... Whitehead was part of three-straight 6A State Championships at Cosby, winning a title in each of her three seasons after moving to the school before her sophomore season ... Was named a Richmond Times-Dispatch All-Metro first teamer in 2016 ... JumpOffPlus.com rated Whitehead with 4.5 stars and she was ranked No. 59 in the country by All Star Girls Report ... In January 2016, she was named a candidate to play in the McDonald's All-American Game in Chicago.

### PERSONAL

Full name is Tyra Marie Whitehead ... Born on Feb. 25, 1998 ... Daughter of Toni Greer ... Is one of five brothers and sisters ... Brother, Kevin Cousins, played football at Penn State from 2005-09 ... Former teammates now play for collegiate programs like North Carolina, VCU, Georgetown, UNC Asheville and UNCG.





### 2017-18 GAME-BY-GAME STATISTICS (SOPHOMORE)

Opponent	Min	FG-FGA	3G-A	FT-FTA	O-D-T	PF	FO	A	TO	Blk	Stl	Pts
TEXAS SOUTHERN	23	9-10	0-0	5-9	1-4-5	1	0	1	2	2	3	23
SETON HALL	35	6-13	0-0	0-4	4-8-12	2	0	1	3	0	1	12
at Richmond	19	2-4	0-0	0-0	0-3-3	0	0	1	2	0	1	4
at Rutgers	26	3-12	0-0	0-0	5-4-9	1	0	0	0	0	2	6
vs. Minnesota	31	3-10	0-0	4-5	1-6-7	3	0	5	2	0	2	10
vs. Hofstra	19	3-6	0-0	3-4	2-5-7	0	0	0	3	0	2	9
at Penn State	16	3-5	0-0	4-4	3-4-7	3	0	0	1	0	0	10
ELON	4	0-2	0-0	0-0	0-0-0	0	0	0	0	0	0	0
at Xavier	15	1-6	0-0	0-0	2-2-4	1	0	0	2	0	0	2
APPALACHIAN STATE	23	5-6	0-0	8-10	5-7-12	4	0	0	2	0	1	18
MD EASTERN SHORE	15	4-7	0-0	4-4	2-4-6	0	0	0	0	0	0	12
CHARLOTTE	26	6-11	0-0	3-5	2-6-8	2	0	2	0	0	2	15
at College of Charleston	10	1-3	0-0	1-1	0-1-1	0	0	0	0	1	2	3
NOTRE DAME	18	3-9	0-0	2-3	2-0-2	1	0	1	1	0	1	8
at Pittsburgh	15	1-2	0-0	1-2	0-4-4	1	0	0	2	1	0	3
at Miami	13	2-5	0-0	1-2	1-1-2	2	0	0	1	2	1	5
DUKE	26	5-8	0-0	2-5	4-4-8	2	0	0	0	0	1	12
NORTH CAROLINA	28	3-9	0-0	1-2	2-4-6	1	0	0	1	1	3	7
FLORIDA STATE					--DNP--							
at Georgia Tech					--DNP--							
NC STATE	9	0-1	0-0	0-0	1-1-2	0	0	0	0	0	2	0
at Louisville					--DNP--							
at Boston College					--DNP--							
at Duke	14	0-4	0-0	0-0	0-3-3	0	0	0	0	0	1	0
SYRACUSE	18	6-6	0-0	2-6	1-8-9	3	0	0	0	0	1	14
VIRGINIA TECH	21	6-9	0-0	0-0	5-4-9	4	0	1	2	0	1	12
at NC STATE	16	2-3	0-0	0-0	0-1-1	4	0	0	2	0	0	4
at Clemson	22	1-3	0-0	0-2	4-5-9	3	0	3	1	0	1	2
VIRGINIA	16	3-5	0-0	0-0	1-2-3	2	0	1	1	0	2	6
vs. Pittsburgh	17	5-6	0-0	0-0	3-1-4	1	0	0	1	0	4	10
vs. Miami	17	3-4	0-0	0-0	1-2-3	2	0	1	2	0	1	6
<b>Totals</b>	<b>512</b>	<b>86-169</b>	<b>0-0</b>	<b>41-68</b>	<b>52-94-146</b>	<b>43</b>	<b>0</b>	<b>17</b>	<b>31</b>	<b>7</b>	<b>35</b>	<b>213</b>

### 2016-17 GAME-BY-GAME STATISTICS (FRESHMAN)

Opponent	Min	FG-FGA	3G-A	FT-FTA	O-D-T	PF	FO	A	TO	Blk	Stl	Pts
NAVY	12	2-5	0-0	0-0	0-3-3	0	0	1	0	0	1	4
at LSU	19	3-3	0-0	2-2	0-4-4	2	0	1	2	1	0	8
RUTGERS	11	1-5	0-0	2-2	1-1-2	1	0	0	0	0	0	4
EASTERN MICHIGAN	16	3-7	0-0	3-6	0-5-5	1	0	2	1	0	0	9
FURMAN	7	1-1	0-0	0-0	1-1-2	3	0	0	0	0	0	2
at Elon	19	1-4	0-0	2-4	3-4-7	3	0	0	2	0	1	4
at Illinois	11	1-2	0-0	0-0	0-1-1	1	0	1	2	0	1	2
at Seton Hall	12	3-5	0-0	0-1	0-1-1	1	0	0	0	0	2	6
XAVIER					--DNP--							
RADFORD	5	0-3	0-0	0-0	0-0-0	1	0	0	0	1	0	0
SAMFORD	8	0-0	0-0	0-0	0-1-1	1	0	1	1	0	2	0
VCU	15	2-5	0-0	2-2	3-3-6	1	0	1	1	0	0	6
at JMU	12	3-7	0-0	0-0	1-5-6	3	0	1	0	0	0	6
at Notre Dame	16	2-2	0-0	2-2	2-2-4	1	0	1	3	0	0	6
NC STATE	9	0-3	0-0	0-0	1-1-2	1	0	0	1	1	0	0
CLEMSON	11	1-3	0-0	0-0	1-3-4	2	0	0	0	1	3	2
at Virginia Tech	25	0-6	0-0	1-2	1-1-2	2	0	1	0	0	0	1
at North Carolina	8	1-2	0-0	0-0	0-0-0	0	0	1	0	0	0	2
GEORGIA TECH	6	1-1	0-0	0-0	0-2-2	2	0	0	0	0	0	2
BOSTON COLLEGE	11	1-4	0-0	0-2	3-4-7	1	0	1	1	0	1	2
at Duke	10	0-3	0-0	0-0	0-2-2	0	0	0	3	0	0	0
MIAMI	19	4-5	0-0	0-0	1-3-4	1	0	0	2	0	2	8
PITTSBURGH	11	1-3	0-0	0-0	0-2-2	2	0	0	2	0	0	2
at Florida State	12	0-3	0-0	0-0	1-1-2	1	0	0	2	0	1	0
at Virginia	18	1-4	0-0	0-2	1-3-4	1	0	0	2	0	0	2
DUKE	9	3-5	0-0	0-0	0-1-1	0	0	0	1	0	2	6
at NC State	3	0-1	0-0	0-0	0-2-2	1	0	0	0	0	0	0
at Syracuse	6	1-4	0-0	0-0	1-3-4	0	0	0	0	0	0	2
LOUISVILLE	16	3-8	0-0	1-1	1-1-2	2	0	0	1	0	1	7
vs. Virginia	8	1-3	0-0	2-2	1-1-2	2	0	0	0	0	0	4
BETHUNE-COOKMAN	14	3-6	0-0	0-0	1-3-4	0	0	0	0	0	3	6
at Middle Tennessee	3	0-0	0-0	0-0	1-0-1	3	0	0	0	1	0	0
<b>Totals</b>	<b>362</b>	<b>43-113</b>	<b>0-0</b>	<b>17-28</b>	<b>25-64-89</b>	<b>40</b>	<b>0</b>	<b>12</b>	<b>27</b>	<b>5</b>	<b>20</b>	<b>103</b>

#### CAREER HIGHS

Points	23 - vs. Texas Southern (11/10/17)
Rebounds	13 - vs. Seon Hall (11/12/17)
Field Goals	9 - vs. Texas Southern (11/10/17)
Field Goal Attempts	12 - at Rutgers (11/19/17)
Three Pointers	--
Three Point Attempts	--
Free Throws	8 - vs. Appalachian State (12/7/17)

Free Throw Attempts	10 - vs. Appalachian State (12/7/17)
Assists	5 - vs. Minnesota (11/25/17)
Turnovers	3, 4x - last vs. Hofstra (11/26/17)
Blocks	2, 2x - last at Miami (1/7/18)
Steals	4 - vs. Pittsburgh (2/28/18)
Minutes	35 - vs. Seton Hall (11/12/17)

#### CAREER STATISTICS

Year	G-GS	Min-Avg.	FG-FGA	Pct.	3FG-3FGA	Pct.	FT-FTA	Pct.	Off-Def.	Reb-Avg.	PF-DQ	Ast	TO	Blk	Stl	Pts-Avg
2016-17	31-0	362-11.7	43-113	.381	0-0	.000	17-28	.607	25-64	89-2.9	40-0	12	27	5	20	103-3.3
2017-18	27-4	512-19.0	86-169	.509	0-0	.000	41-68	.603	52-94	146-5.4	43-0	17	31	7	35	213-7.9
<b>CAREER</b>	<b>58-4</b>	<b>874-15.1</b>	<b>129-282</b>	<b>.457</b>	<b>0-0</b>	<b>.000</b>	<b>58-96</b>	<b>.604</b>	<b>77-158</b>	<b>235-4.1</b>	<b>83-0</b>	<b>29</b>	<b>58</b>	<b>12</b>	<b>55</b>	<b>316-5.4</b>

# 2018-19 RETURNING DEMON DEACONS



**Ona  
UDOH**

**F • Jr. • 6-1**  
Fayetteville, N.C.  
Terry Sanford

**44**

**2017-18 SEASON (SOPHOMORE)**

Played in all 31 games and started the last 24 ... Led team with 36 blocks for the season ... Averaged 4.0 points per game and 4.7 rebounds per game ... Scored 13 points to go along with seven rebounds in 20 minutes off the bench at Penn State (Nov. 30) ... Pulled in a career-high 15 rebounds to go along with a career-high five blocks against Elon (Dec. 2) ... Scored a career-high 19 points on 9-of-10 from the field and grabbed seven rebounds against No. 12/11 Florida State (Jan. 18).

**2016-17 SEASON (FRESHMAN)**

Appeared in 30 games off the bench ... Averaged 1.3 points and 2.3 rebounds per game ... Finished fourth on the team with 14 blocks on the season ... Recorded the first points of her college career on a field goal against Eastern Michigan (11/20) ... Tallied a season-high eight points on a perfect 4-of-4 shooting against Syracuse (2/23) ... Scored six points on 3-of-4 shooting in a victory against North Carolina (1/19), while finishing the game with five rebounds ... Hauled in a season-best seven rebounds against Duke (1/29), ending the game with three offensive and four defensive boards.

**HIGH SCHOOL**

Led Terry Sanford in scoring and rebounding as a junior in 2014-15 and was one of three senior starters in 2015-16 ... While averaging 13.7 points and 11.9 rebounds per game as a junior, she led the Bulldogs to the third round of the 3-A state playoffs and a 22-4 record overall ... As a senior, Udoh helped Terry Sanford to a 27-2 overall record, which included a 27-game winning streak spanning three months, which helped her be named the Cape Fear Valley conference Player of the Year ... The Bulldogs' season ended in the fourth round of the 3-A state playoffs against eventual Eastern champ Northern Guilford ... After the season, she was named a third-team NCBCA All-State selection and a District 4 First-Team selection ... Udoh was also a first-team All-Conference selection in both basketball and volleyball ... According to JumpOffPlus, Udoh is a four-star recruit.

**PERSONAL**

Full name is Ona Chibundo Udoh ... Born on April 2, 1998 ... Daughter of Rita and Benjamin Udoh ... Has three siblings named Chiagozie, Olisae-meka and Ezemdi.





### 2017-18 GAME-BY-GAME STATISTICS (SOPHOMORE)

Opponent	Min	FG-FGA	3G-A	FT-FTA	O-D-T	PF	FO	A	TO	Blk	Stl	Pts
TEXAS SOUTHERN	16	2-2	0-0	0-0	2-2-4	1	0	1	1	0	1	4
SETON HALL	7	0-2	0-0	0-0	0-0-0	0	0	0	0	0	0	0
at Richmond	10	3-5	0-0	0-0	2-4-6	0	0	0	1	1	0	6
at Rutgers	8	0-2	0-0	0-0	2-1-3	0	0	0	1	1	0	0
vs. Minnesota	2	0-0	0-0	0-0	1-0-1	1	0	0	1	1	0	0
vs. Hofstra	2	0-0	0-0	0-0	0-1-1	3	0	0	0	1	0	0
at Penn State	20	5-7	0-0	3-4	5-2-7	3	0	1	0	1	0	13
ELON	30	2-4	0-0	1-7	4-11-15	1	0	1	2	5	1	5
at Xavier	21	2-4	0-0	0-0	1-4-5	3	0	0	1	2	2	4
APPALACHIAN STATE	15	3-4	0-0	3-3	4-2-6	3	0	0	0	3	0	9
MD EASTERN SHORE	17	3-6	0-0	2-3	4-2-6	1	0	0	0	1	0	8
CHARLOTTE	15	1-3	0-0	1-2	4-2-6	3	0	0	3	1	0	3
at College of Charleston	18	2-5	0-0	2-2	5-3-8	3	0	0	1	1	1	6
NOTRE DAME	11	1-1	0-0	0-0	0-1-1	2	0	0	0	0	0	2
at Pittsburgh	17	0-0	0-0	0-0	3-5-8	3	0	0	1	3	0	0
at Miami	5	0-1	0-0	0-0	1-1-2	1	0	0	0	0	0	0
DUKE	11	0-0	0-0	0-0	0-3-3	0	0	0	0	0	0	0
NORTH CAROLINA	14	1-4	0-0	1-2	3-1-4	1	0	0	0	1	1	3
FLORIDA STATE	32	9-10	0-0	1-3	2-5-7	4	0	1	3	3	3	19
at Georgia Tech	20	1-2	0-0	0-0	2-4-6	2	0	1	0	0	0	2
NC STATE	23	3-5	0-0	1-2	1-4-5	4	0	0	1	1	0	7
at Louisville	17	2-3	0-0	0-0	1-1-2	3	0	0	2	0	2	4
at Boston College	21	2-5	0-0	0-0	5-2-7	3	0	0	0	2	2	4
at Duke	20	1-3	0-0	3-4	2-4-6	3	0	0	0	0	0	5
SYRACUSE	17	2-2	0-0	0-1	2-3-5	4	0	0	3	1	0	4
VIRGINIA TECH	12	2-4	0-0	0-0	2-2-4	2	0	0	2	1	0	4
at NC STATE	9	0-2	0-0	0-0	3-0-3	3	0	0	3	0	0	0
at Clemson	14	0-1	0-0	2-2	1-1-2	2	0	0	0	2	0	2
VIRGINIA	24	1-2	0-0	0-0	1-2-3	0	0	0	2	2	2	2
vs. Pittsburgh	10	0-0	0-0	1-2	1-1-2	1	0	0	0	0	1	1
vs. Miami	13	2-3	0-0	2-2	6-1-7	1	0	0	1	0	1	6
<b>Totals</b>	<b>471</b>	<b>50-92</b>	<b>0-0</b>	<b>23-39</b>	<b>70-75-145</b>	<b>61</b>	<b>0</b>	<b>4</b>	<b>25</b>	<b>36</b>	<b>15</b>	<b>123</b>

### 2016-17 GAME-BY-GAME STATISTICS (FRESHMAN)

Opponent	Min	FG-FGA	3G-A	FT-FTA	O-D-T	PF	FO	A	TO	Blk	Stl	Pts
NAVY	0+	0-0	0-0	0-0	0-1-1	0	0	0	0	0	0	0
at LSU	11	0-0	0-0	0-0	0-4-4	1	0	0	3	2	0	0
RUTGERS	6	0-1	0-0	0-0	0-0-0	2	0	0	0	0	0	0
EASTERN MICHIGAN	7	1-1	0-0	0-2	1-2-3	1	0	0	2	1	0	2
FURMAN	2	0-0	0-0	0-0	0-0-0	0	0	0	0	0	0	0
at Elon					-DNP-							
at Illinois	3	0-1	0-0	0-0	0-0-0	0	0	0	0	0	0	0
at Seton Hall	4	0-0	0-0	0-0	0-1-1	4	0	0	1	0	0	0
XAVIER	8	0-0	0-0	1-2	0-1-1	0	0	0	2	0	1	1
RADFORD	21	2-3	0-0	0-0	2-4-6	2	0	0	1	2	0	4
SAMFORD	10	0-0	0-0	0-0	0-1-1	1	0	0	0	2	0	0
VCU	18	0-1	0-0	0-0	1-1-2	2	0	0	1	1	0	0
at JMU	4	0-0	0-0	0-0	0-0-0	1	0	0	0	0	0	0
at Notre Dame	5	0-0	0-0	0-0	0-1-1	3	0	0	1	0	1	0
NC STATE	8	0-0	0-0	0-0	0-1-1	1	0	0	0	0	0	0
CLEMSON	8	0-1	0-0	0-0	2-1-3	0	0	0	3	2	0	0
at Virginia Tech					-DNP-							
at North Carolina	11	3-4	0-0	0-0	4-1-5	3	0	0	1	0	0	6
GEORGIA TECH	10	1-1	0-0	1-2	1-4-5	0	0	0	2	1	1	3
BOSTON COLLEGE	9	0-0	0-0	1-2	1-2-3	1	0	0	1	0	0	1
at Duke	20	0-2	0-0	2-4	3-4-7	0	0	0	1	1	0	2
MIAMI	8	0-0	0-0	1-2	1-3-4	5	1	0	1	0	0	1
PITTSBURGH	6	0-1	0-0	0-0	0-0-0	0	0	0	0	0	0	0
at Florida State	11	1-3	0-1	0-0	1-1-2	2	0	0	1	0	0	2
at Virginia	0+	0-0	0-0	0-0	0-0-0	0	0	0	0	0	0	0
DUKE	7	1-1	0-0	0-0	0-2-2	0	0	1	1	0	0	2
at NC State	4	0-0	0-0	0-0	0-1-1	1	0	0	0	0	0	0
at Syracuse	16	4-4	0-0	0-0	3-3-6	1	0	0	0	0	1	8
LOUISVILLE	10	2-3	0-0	1-2	2-0-2	0	0	0	1	1	1	5
vs. Virginia	5	0-0	0-0	0-0	2-0-2	1	0	0	2	0	0	0
BETHUNE-COOKMAN	8	0-0	0-0	1-2	1-3-4	2	0	0	1	0	0	1
at Middle Tennessee	2	0-0	0-0	0-0	1-0-1	1	0	0	0	1	0	0
<b>Totals</b>	<b>242</b>	<b>15-27</b>	<b>0-1</b>	<b>8-18</b>	<b>26-42-68</b>	<b>35</b>	<b>1</b>	<b>1</b>	<b>25</b>	<b>14</b>	<b>5</b>	<b>38</b>

### CAREER HIGHS

Points	19 - vs. Florida State (1/18/18)	Free Throw Attempts	7 - vs. Elon (12/2/17)
Rebounds	15 - vs. Elon (12/2/17)	Assists	1, 5x - last at Georgia Tech (1/21/18)
Field Goals	9 - vs. Florida State (1/18/18)	Turnovers	3, 5x - last vs. Virginia Tech (2/15/18)
Field Goal Attempts	10 - vs. Florida State (1/18/18)	Blocks	5 - vs. Elon (12/2/17)
Three Pointers	--	Steals	3 - vs. Florida State (1/18/18)
Three Point Attempts	1 at Florida State (2/9/17)	Minutes	32 - vs. Florida State (1/18/18)
Free Throws	3, 3x - last at Duke (2/7/18)		

### CAREER STATISTICS

Year	G-GS	Min-Avg.	FG-FGA	Pct.	3FG-3FGA	Pct.	FT-FTA	Pct.	Off-Def.	Reb-Avg.	PF-DQ	Ast	TO	Blk	Stl	Pts-Avg
2016-17	30-0	242-8.1	15-27	.556	0-1	.000	8-18	.444	26-42	68-2.3	35-1	1	25	14	5	38-1.3
2017-18	31-24	471-15.2	50-92	.543	0-0	.000	23-39	.590	70-75	145-4.7	61-0	4	25	36	15	123-4.0
<b>CAREER</b>	<b>61-24</b>	<b>713-11.7</b>	<b>65-119</b>	<b>.547</b>	<b>0-1</b>	<b>.000</b>	<b>31-57</b>	<b>.544</b>	<b>96-117</b>	<b>213-3.5</b>	<b>96-1</b>	<b>5</b>	<b>50</b>	<b>50</b>	<b>20</b>	<b>161-2.6</b>

# 2018-19 DEMON DEACON NEWCOMERS



**Kaylen  
DICKSON**

**G • Fr. • 5-11**  
Gurnee, Ill.  
Warren Township

**12**

**HIGH SCHOOL**

Rated as the 89th-best player nationally according to Blue Star Basketball ... Attended Warren Township High School where she garnered honorable mention All-State honors as a junior ... Named to the North Suburban Conference All-Star teams as a junior and senior ... Competed on the Full Package AAU team, helping her team win their pool at the Nike Nationals in Chicago .... Also competed in the high jump as a freshman, finishing first in the conference.

**PERSONAL**

Born September 9, 1999 ... Daughter of Pete and Yolanda Dickson ... Has three siblings, Zach, Tyler and Jayden ... Named to the honor roll as a junior and senior ... Member of the National Society of High School Scholars ... Brother, Tyler, is a former student-athlete, having been a member of the Army West Point football team.



## 2018-19 DEMON DEACON NEWCOMERS

**McKenna  
FRANK****G • Fr. • 5-9**  
Stamford, Conn.  
St. Luke's School**22****HIGH SCHOOL**

A three-year member of the basketball team at St. Luke's School in New Canaan, CT ... Two-time captain and was selected to the USA Today All-USA Connecticut second team following her senior season ... Named an All-New England Preparatory School Athletic Council All-Star each of her three years in high school while being named First Team All-NEPSAC during her senior season ... Tabbed to the All-Fairchester Athletic Association First Team in each of her three seasons ... One-of-six players in St. Luke's history to score 1,000 points in her career ... Finished with 360 rebounds, 205 assists, 145 steals and 102 blocks, helping the Storm win 71 of 80 games and capturing three consecutive FAA titles ... Averaged 16.3 points and 5.5 rebounds during her senior season while scoring in double figures in 24 of her 29 games, including 20+ points nine times ... Posted a career-high 30 points on Feb. 3, 2018 vs. Miss Hall's School ... Totaled 51 double-figure scoring efforts in her high school career ... Teammates Sydney Lowery (Boston College) and Maya Klein (Providence College) both play collegiately ... Played AAU Basketball for Stamford Peace and then Hudson Valley Elite and captured the 2017 GymRat Championship with HVE.

**PERSONAL**

Full name is McKenna Adams Frank ... Born on October. 2, 1999 in Houston, Texas ... Daughter of Tim and Sarah Frank ... Has a younger brother, Ryan, and younger sister, Kylie ... Both of her parents attended the University of Notre Dame ... Also participated on the lacrosse and volleyball teams during her time at St. Luke's ... Father, Tim, is the Senior Vice-President, Communications for the National Basketball Association ... Cousin, Hallee Adams, played basketball at St. Francis University from 2013-2017.



**2018-19 DEMON DEACON NEWCOMERS****Ellen  
HAHNE****G • Fr. • 5-11**Stockholm, Sweden  
Riksbasketgymnasiet Luleå**10****HIGH SCHOOL**

Attended Riksbasketgymnasiet Luleå in Luleå, Sweden ... Played for the Sweden National Team, finishing third at the U16 European Championship B Division in 2015 and eighth at the U20 European Championship A Division in 2018 ... Named her high school's Player of the Year in 2018 ... Recipient of the Kent Brodin Award in 2018, awarded for outstanding academic and athletic achievements ... Teammates of Stephanie Visscher (Stephen F. Austin), Signe Glantz (BYU), Stina Rehn Andersson (Palm Beach State College) and Lamija Coric (Utah State University Eastern), who will all compete collegiately.

**PERSONAL**

Born May 2, 1999 ... Daughter of Fredrik and Maria Hahne ... Has three sisters, Mimmi, Ines and Hedvig ... Both parents played basketball professionally in Sweden's top division.



**2018-19 DEMON DEACON NEWCOMERS**

Lindsey  
**JAROSINSKI**

**F • Fr. • 6-3**  
Medinah, Ill.  
Montini Catholic

**50**

**HIGH SCHOOL**

Ranked 44th nationally by Blue Star Basketball ... Four-year starter for Montini Catholic High School ... Helped lead the Broncos to state tournament appearances in each of her first three seasons ... Team finished in third place in 2015 and 2017 while advancing to the Elite Eight in 2016 ... Named to the All-Conference Academic team in each of her first three seasons ... Member of the National Honor Society and the Spanish National Honor Society ... Named to the highest honor roll throughout her entire high school career ... Played with five teammates who have gone on to play collegiately, including Nikki Oppenheimer, an incoming freshman at Syracuse ... Played for the Illinois Lady Lightning AAU team, helping her team to a pair of titles ... The Lightning were the bracket champs at the 2016 Music City Madness and the 2017 USJN Premier Invite ... Finished runner-up in their bracket at the 2017 Nike Nationals in Washington, D.C.

**PERSONAL**

Born August 4, 2000 ... Daughter of Steve and Janan Jarosinski ... Has one brother, Mitchell ... Her father, Steve, played basketball collegiately at Ottawa University.



# 2018-19 DEMON DEACON NEWCOMERS



**Christina MORRA**

**F • Fr. • 6-2**  
Toronto, Ontario  
Kings Christian Collegiate

**23**

**HIGH SCHOOL**

Rated as the top-ranked Canadian recruit in the class of 2018 ... Has been a member of Team Ontario at each of the last three Canadian Basketball Championships ... Helped her team win gold in 2015 and 2016 on the U15 and U17 teams, respectively, while helping her 2017 U17 team finish runner-up ... Also competed in the 2017 Across Borders Global Games and finished with a game-high 23 points ... Led Kings Christian Collegiate to the 2016 Halton District Championship, the Class AA Championship and the All-Star Colts Classic Championship as a sophomore ... Team won back-to-back OSBA regular season championships ... Named a two-time OSBA All-Star honoree ... Earned award the Principal's Award every year for academic excellence..

**PERSONAL**

Born November 10, 2000 ... Daughter of Giovanni and Lisa Morra ... Has a younger brother, Adrian, who also plays basketball.



## HEAD COACH JEN HOOVER

Jen  
HOOVER*Head Coach**7th Year**Wake Forest ■ 1991*

Jen Hoover enters her seventh season at the helm of the Wake Forest women's basketball program in 2018-19. She was named the school's 10th coach in program history in May of 2012. Hoover came to Wake Forest after one season as the head women's basketball coach at High Point.

Hoover returned to Wake Forest to lead the program after starring for the Demon Deacons from 1987-91. She was a three-time All-ACC selection and is second on the school's career record charts for points (1,728) and rebounds (1,006). Hoover was a member of the ACC Academic Honor Roll and a member of the South team that won the bronze medal at the 1989 Olympic Festival in Oklahoma City, Oklahoma. She also led the Deacs to their only NCAA Tournament appearance in 1988. Hoover was inducted to the school's Athletic Hall of Fame in 2002.

In the 2017-18 season, the Deacs advanced to the second round of the ACC Tournament for the ninth time in the last 10 seasons. In the opening round victory over Pittsburgh, Hoover's Demon Deacons held the Panthers to just 38 points, the fewest points allowed in ACC Tournament and Wake Forest postseason history. The team's 34-point margin of victory is a Wake Forest postseason record and the second-largest margin of victory over an ACC foe in program history. During the season, the team had three active 1,000 point scorers in Amber Campbell, Elisa Penna and Ariel Stephenson. Penna and Stephenson reached the 1,000-point mark during the season, marking the first time in program history that the team had three 1,000-point scorers on its roster. Penna was named All-ACC Second Team at the end of the year while Campbell was named to the All-Defensive Team, the first All-Defensive honoree for the Deacs since 2004.

Hoover guided the Demon Deacons to the postseason for the second consecutive season in 2017, as Wake Forest advanced to the second round of the WNIT. The postseason berth marked just the second time in program history in which the team advanced to postseason play in back-to-back seasons. Hoover led the Deacs to a road victory over No. 15/18 NC State on Feb. 19, the first road win over a ranked opponent since the 2012 season. Additionally, the Demon Deacons earned their highest ACC Tournament seed (No. 9) since 2012 while Alex Sharp was named to the ACC All-Freshman Team.

Under Hoover's guidance, the Demon Deacons have continued their successful run in ACC Tournament play. In 2015-16, Wake Forest won an ACC Tournament game for the eighth-straight year, the longest streak in the ACC at the time. The Deacs won one game in 2016 and earned two victories as the No. 13 seed in the 2015 ACC Tournament, marking just the second time in program history Wake Forest had two wins in the league championship.

In 2015-16, Hoover helped guide the Demon Deacons to new heights as they won 17 games overall and six ACC regular-season contests. Both totals are highest since Hoover took over as head coach in 2012 and the six ACC victories tie for the third-most in a single season in program history. Wake Forest finished 10th in the ACC after being picked 14th in the preseason polls by both the Blue Ribbon Panel and the ACC's Head Coaches.



At season's end, Wake Forest earned its first postseason tournament berth since the 2011-12 campaign in earning an at-large bid to the WNIT. The Demon Deacons went on the road to top Charlotte in the first round before being eliminated by Florida Gulf Coast in the second round.

Hoover had the rare opportunity to coach a player that broke her own program records. In 2014-15, Dearica Hamby broke her coach's records for career points and rebounds. Hamby went on to become the first Demon Deacon to ever be selected in the WNBA Draft when she was taken sixth overall by the San Antonio Stars.

In Hoover's first two seasons leading the program, Wake Forest went 13-19 in year in 2012-13 and guided the Deacs to an upset road victory over No. 18 Florida State. The win marked the school's first victory on the road over a ranked team since 1996. In 2013-14, the Deacs finished with an overall record of 15-16 with five ACC wins, including another victory over a ranked Florida State team. This time, the Deacs knocked off No. 23 FSU in Winston-Salem in convincing fashion, beating the Seminoles 78-54.

Prior to coming back to Wake Forest, Hoover guided High Point to a 20-13 record in her one season with the Panthers and led the team to a WNIT appearance. The 20 wins tied for the most in a single season since High Point moved to Division I in 1999. Hoover was named the 2012 Spalding Maggie Dixon Division I Rookie Coach of the Year after the season.

Hoover's assistant coaching career began in 1994 and included stints at California, Virginia, Memphis, James Madison, East Carolina, VCU and Missouri-Kansas City.

In three seasons as an assistant at California, from 2008-11, she helped the Golden Bears to a cumulative 69-36 record while Cal went to the program's first-ever Sweet 16 in 2009 and won the 2010 WNIT Championship.

A post player herself during her playing days, Hoover has an impressive reputation for developing forwards at the highest level. Hoover was named one of the ACC's top-50 all-time players and is still one of only two Demon Deacons to surpass 1,000 career points and 1,000 career rebounds. Among the post players Hoover coached at Cal were All-Americans Ashley Walker and Devanei Hampton as well as All-Freshman selections DeNesha Stallworth and Gennifer Brandon. At Cal, Hoover worked with all aspects of the program, including on-court coaching, recruiting and scouting and helped the Golden Bears to postseason appearances in all three of her seasons. She helped bring in back-to-back top 10 recruiting classes, including the No. 1 class in 2009.

Hoover went to Berkeley after spending the 2007-08 season as the associate head coach at Memphis and helped the Tigers make significant improvements in her one season. After her first stint as an assistant coach at Memphis in 2002-03, Hoover spent four seasons at the University of Virginia and became the Cavaliers' recruiting coordinator for her final two years. She helped sign top-15 recruiting classes in 2005 and 2006 and helped the team to two 20-win seasons, an NCAA appearance and two WNIT berths. She helped Virginia ink junior college All-American center Aisha Mohammed and the 2006-07 ACC Rookie of the Year,

# HEAD COACH JEN HOOVER

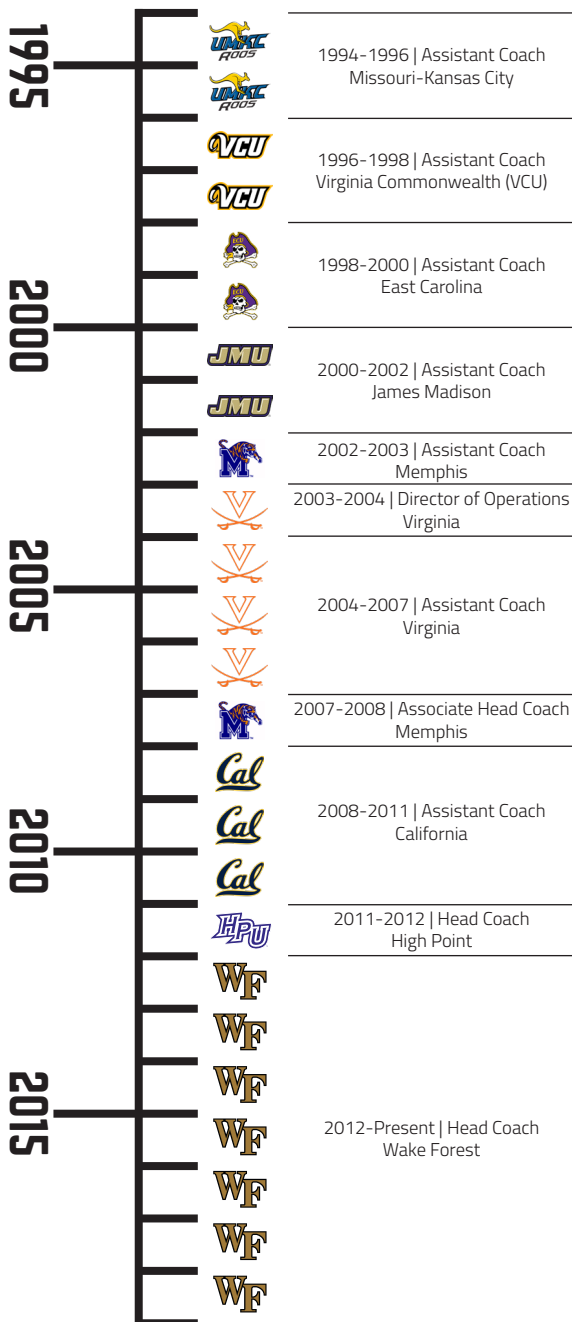
Monica Wright. Wright also was a McDonald's All-American. While at Virginia, Hoover coached under Hall of Famer Debbie Ryan.

Hoover started her coaching career at the University of Missouri-Kansas City from 1994-96, then became an assistant at Virginia Commonwealth for two seasons (1996-98). She then spent two seasons at East Carolina (1998-00) before moving on to James Madison (2000-02), where she helped the Dukes to the WNIT Final Four. Hoover then made her first stop at Memphis in 2002-03, where she recruited and coached the Lady Tigers' post players. She also oversaw academics and the mentor program until she left in August of 2003 to join Ryan's staff at Virginia.

As a player, Hoover played professionally overseas following her Wake Forest career for Solna IF Basketball Team in Stockholm, Sweden, from 1991-92. She played the 1993 season with Athletes in Action on the USA Fall Exhibition Tour and the Australian spring tour before starting her coaching career.

Hoover married her husband, John, in 2001 and the two have one daughter, Maggie.

## HOOVER'S COACHING TIMELINE



## THE JEN HOOVER FILE

### BACKGROUND

Born - October 12, 1969  
Birthplace - Roanoke, Virginia

### FAMILY

Spouse - John  
Children - daughter Maggie (12)  
Dogs - Boxer named Marlie

### EDUCATION

Alma Mater - Wake Forest, 1991  
Degree - Communication

### PLAYING HISTORY

Three-time All-ACC performer  
Graduated as school's all-time leader in career scoring (1,728) and rebounding (1,006)  
Contributed to 70 wins in her career, which is the second-most in school history  
Led the team to the school's only NCAA Tournament appearance in 1988

### COACHING RECORD

Overall: 108-117 (.480) (7 seasons)  
Conference: 52-74 (.413)  
At Wake Forest: 88-104 (.458) (6 seasons)  
ACC Record: 29-69 (.296)

## HOOVER ON WAKE FOREST CAREER CHARTS

<b>POINTS</b> 2nd (1,728)	<b>REBOUNDS</b> 2nd (1,006)
<b>SCORING AVERAGE</b> 5th (14.8)	<b>REBOUNDING AVERAGE</b> 2nd (8.6)
<b>FG PERCENTAGE</b> 1st (.606)	<b>BLOCKED SHOTS</b> 9th (76)

## 2018-19 DEACON COACHING STAFF

# Jermaine WOODS

*Assistant Coach*

*2nd Year*

*Christopher Newport University ■ 2003*

Jermaine Woods joined the Wake Forest women's basketball team in June of 2017 as an assistant coach, and primarily works with the guards and assist in all aspects of the program.

Under Woods' watch, he guided Amber Campbell to the All-ACC Defensive Team following the 2017-18 season, marking the first time since 2004 that a Deac was represented on the team. Additionally, he helped coach Elisa Penna to All-ACC Second Team honors, the first All-ACC honoree since 2015.

Woods joined the Deacs following a two-year stop at Old Dominion, where he served as an assistant coach and the recruiting coordinator for the Lady Monarchs. As the recruiting coordinator, the 2016 class featured a ESPN top-100 prospect, a McDonald's All-American nominee and a signee who was the leading scorer on a team that ranked in the top 15 nationally, according to ESPNW.

Woods' 2017 class was the top-ranked recruiting class in the state of Virginia and featured an All-Star Girls Report top-100 prospect. Both of Woods' recruiting classes were the highest-rated recruiting classes in Conference USA and both ranked in the top 50 nationally.

During the 2016-17 season, Woods helped coach guard Jennie Simms to honorable mention AP All-American honors as well as C-USA Player of the Year accolades. Simms was a three-time first team All-C-USA recipient and finished her career fifth all-time in scoring. She would go on to be the 18th overall pick in the 2017 WNBA Draft by the Washington Mystics.

No stranger to the ACC, Woods joined Old Dominion following a two-year stint as an assistant coach at Virginia Tech. Woods was responsible for bringing in a recruiting class that ranked 19th nationally by ESPNW, the highest-rated recruiting class in program history. The two top-50 signees both came from Woods' recruiting region as he established relationships with some of the top AAU programs in his area.

During his time at Old Dominion and Virginia Tech, Woods worked directly with the guards and post players, oversaw the academics of the student-athletes and coordinated the programs' involvement in the community.

As a player, Woods spent one season at Belmont Abbey College before playing his final three seasons at Christopher Newport University where he was a two-time first team All-Dixie Conference honoree. He was named the league's Newcomer of the Year in his first year and broke the team's three-point record as a junior before topping his own record as a senior. He holds the Christopher Newport single-game, season and career records for three-pointers made.

A D3 Hoops All-American, Woods was a two-time conference tournament MVP, a two-time All-South Region second team honoree, the leading scorer on the only team in CNU history to advance to the Elite 8 and ended his career ranked 10th on the program's all-time scoring list. Following graduation, Woods spent time as a high school and AAU coach.



## THE JERMAINE WOODS FILE

### BACKGROUND

Born - October 20, 1981  
Birthplace - Norfolk, Va.

### FAMILY

Spouse - Natasha  
Children - Jermaine, Nyjae, Kerrington, Jeremiah

### EDUCATION

Alma Mater - Christopher Newport University, 2003  
Norfolk State, 2011

### COACHING HISTORY

Wake Forest - 2017-Present  
Assistant Coach  
Old Dominion - 2015-17  
Assistant Coach  
Virginia Tech - 2013-15  
Assistant Coach  
Maury High School - 2010-13  
Head Coach  
Boo Williams AAU - 2010-13  
Head Coach  
Booker T. Washington High School - 2005-07  
Head Coach



**2018-19 DEACON COACHING STAFF****Melissa  
D'AMICO***Assistant Coach**1st Year**Notre Dame ■ 2008*

Melissa D'Amico joined the women's basketball staff in June of 2018 as an assistant coach.

D'Amico joined the Demon Deacons following a three-year stint at Yale where she served as the recruiting coordinator while coaching the posts and forwards. While with the Bulldogs, D'Amico mentored the team's leading scorer, Nyasha Sarju, who improved her scoring by eight points per game and rebounding by three boards per game under D'Amico's watch. She was also responsible for coaching Jennifer Berkowitz, who was named All-Ivy League honorable mention in 2017 before being named First Team All-Ivy League in 2018.

D'Amico was responsible for all facets of recruiting, including budgeting, recruiting lists, travel and visits. During her time, D'Amico successfully recruited the Texas Large Private School Player of the Year as well as the 2018 Colorado Gatorade Player of the Year to Yale.

Following her first year on staff at Yale, D'Amico was named a recipient of the Women's Basketball Coaches Association "Thirty Under 30", which recognizes 30 up-and-coming women's basketball coaches age 30 and under at all levels of the game.

Before Yale, D'Amico spent two seasons as an assistant women's basketball coach at Colgate. She served as the program's top assistant and played an integral part in leading the Raiders to their best season since the 2003-04 Patriot League Championship team.

While at Colgate, she helped the team achieve its best conference winning percentage since 2005-06. During the two seasons, the Raiders had their highest win total in a decade and hosted a Patriot League tournament game for the first time since 2003-04.

D'Amico joined the Colgate staff following a five-year professional basketball career in Europe and Asia.

A 2008 graduate of Notre Dame with a degree in science-business, D'Amico was a four-year letterwinner who started in 58 of 119 games for the Fighting Irish. She received Big East Player of the Week honors in both 2006 and 2007. In her four-year career, Notre Dame was ranked as high as fourth in the nation, made an NCAA Sweet 16 appearance, and was 90-39 overall.

**THE MELISSA D'AMICO FILE****BACKGROUND**

Birthplace - Manorville, N.Y.

**EDUCATION**

Alma Mater - Notre Dame, 2008

**COACHING HISTORY**

Wake Forest - 2018-Present

Assistant Coach

Yale - 2015-18

Assistant Coach

Colgate - 2013-15

Assistant Coach

**PROFESSIONAL CAREER**

2008-2013 - Spain, Greece, Poland, Czech Republic



# 2018-19 DEACON COACHING STAFF

# Dane SPARROW

*Assistant Coach*

6th Year  
UNCG ▪ 2012



Dane Sparrow enters his sixth season with the Wake Forest women's basketball program in 2018-19, with the campaign marking his third as an assistant coach after being promoted from director of basketball operations in April 2016.

During the 2017-18 season, Sparrow guided Tyra Whitehead to the first two double-doubles of her career while also adding a career-high 23 points. Whitehead scored in double figures in 11 contests on the year. Additionally, Ona Udoh added two double-figure games, including a career-high 19 points against No. 12 Florida State, as well as a pair of double-digit rebounding efforts. Against Elon, Udoh hauled in a career-best 15 rebounds.

Sparrow came to Wake Forest in 2013 as the team's video coordinator. He served in the position for one season before being promoted to director of basketball operations for two seasons. Prior to his time with the Demon Deacons, Sparrow was the video coordinator for UNCG in 2011-12.

Sparrow played collegiate basketball at Lander University, a Division II program in Greenwood, South Carolina. A four-year starter, Sparrow played in 111 games for the Bearcats and finished with the fourth-most three-pointers made in school history with 197. He was named the team MVP in 2009-10 after averaging 10.9 points per game, as he shot better than 41 percent from beyond the arc.

After his career at Lander, Sparrow transferred to UNCG to finish his degree, graduating in 2012 with a Bachelor's degree in Business Administration.

## THE DANE SPARROW FILE

### BACKGROUND

Born - November 6, 1988  
Birthplace - Charlotte, North Carolina

### EDUCATION

Alma Mater - UNCG, 2012

### COACHING HISTORY

Wake Forest - 2016-Present  
Assistant Coach  
Wake Forest - 2014-16  
Director of Basketball Operations  
Wake Forest - 2013-14  
Video Coordinator  
UNCG - 2012-13  
Video Coordinator



**2018-19 DEACON COACHING STAFF****Olivia  
BRESNAHAN***Director of Basketball Operations**1st Year  
Duquesne ■ 2015*

Olivia Bresnahan joined the Demon Deacons in the summer of 2018 as the director of operations for the women's basketball program.

Bresnahan joined the Demon Deacons after spending the last three seasons as a graduate assistant at Duquesne University in Pittsburgh. While on the Dukes' staff, Bresnahan was responsible for numerous aspects of the program, including the management of team video, apparel purchasing and the compilation of scouting reports. Additionally, Bresnahan worked closely with the coaching staff to budget the team's 2017 foreign tour.

Bresnahan transitioned from player to coach after concluding her playing career at Duquesne where she was named a team captain for the 2013-14 and 2014-



15 seasons.

No stranger to the ACC, Bresnahan began her playing career at Florida State where she was a two-time Gold Torch Academic Award winner for the best GPA.

Bresnahan received her bachelor's degree in business administration; marketing in 2015 and her master's degree in business administration in 2017, both from Duquesne.

**Chase  
VADEN***Video Coordinator / Assistant Director  
of Operations**1st Year  
Appalachian State ■ 2018*

Chase Vaden joined the women's basketball staff in the summer of 2018 as the team's video coordinator and assistant director of operations.

A Winston-Salem native who graduated from Reagan High School, Vaden joined the Deacs with years of video and technical experience. Vaden most recently worked with the Winston-Salem Dash in a variety of roles, including serving as a camera operator and as a designer of gameday graphics.

He also worked with NetCast Sports as a technical director, camera operator and in the production of graphics. He has also worked with FloHoops as a play-by-play announcer for

some of the top high school basketball tournaments and showcases across the country.

A 2014 graduate of Ronald W. Reagan High School, Vaden received his associate's degree in arts from Forsyth Technical Community College while graduating with his bachelor's degree in electronic media/broadcasting from Appalachian State in 2018.

## 2018-19 SUPPORT STAFF

**Molly  
BACHAND**

*Equipment Manager*  
3rd year • Kansas, 2007



Molly Bachand arrived at Wake Forest as Director of Equipment Services in July of 2016. She is in charge of equipment services for men's and women's basketball and coordinates the student manager program.

Bachand arrived at Wake Forest after four years as the Director of Equipment at UAB, from 2013-16. She previously served as an assistant equipment manager at Kansas (2010-12) and Colorado (2007-08). She is a certified member of Athletic Equipment Managers Association (AEMA).

A native of Fairway, Kan., Bachand earned her undergraduate degree in Sports Management from Kansas in 2007. While in school she served as a student manager for the Jayhawk men's basketball program.

Bachand resides in Winston-Salem.

**Mary Ann  
JUSTUS**

*Administrative Assistant*  
18th year • Eastern Kentucky, 1976



Mary Ann Justus is entering her 11th year as the Administrative Assistant for women's basketball after spending seven years as the men's basketball office secretary. Her husband, John, was the sports information director at Wake Forest from 1983 until 1999. John is currently the Vice President of Publishing for IMG College.

A native of Portsmouth, Ohio, Justus earned her bachelor's degree in business education from Eastern Kentucky University.

The Justus' have two children. Joel, a four year letterwinner in basketball at UNCW, is an assistant coach at the University of Kentucky. Jennifer, who graduated from UNCW in 2008, is teaching chorus at Laney High School in Wilmington, N.C. They have one grandchild, Deacon.

**Scott  
SPERNOGA**

*Athletic Trainer*  
21st year • Penn State, 1997



Scott Spernoga, in his 21st season at Wake Forest, serves as the primary athletic trainer for the Demon Deacon women's basketball team.

Spernoga also served as Wake Forest's field hockey athletic trainer for 14 seasons. During that stretch, the field hockey team went to eight-straight NCAA Final Fours, won two Atlantic Coast Conference titles and three National Championships in 2002, 2003 and 2004.

A 1997 graduate of Penn State, Spernoga earned his bachelor's degree in Kinesiology and Sports Medicine. He served as an athletic trainer with the football, women's basketball and baseball teams at Penn State.

Spernoga obtained his master's degree in Sports Medicine from the University of Virginia in 1998. During his time at UVA, Spernoga was a graduate assistant athletic trainer at Fork Union Military Academy working with football and basketball.

Spernoga is a member of the National Athletic Trainers Association, ACC Sports Medicine Association and North Carolina Athletic Trainers Association.

Scott and his wife, Penny, have two sons; Chase and Cole. They reside in Lewisville.

**Brooke  
TAYLOR**

*Student-Athlete Services*  
5th year • Ohio State, 2012



Brooke Taylor is in her fifth season as an academic counselor at Wake Forest in 2017-18. Taylor works directly with the Demon Deacon men's soccer, field hockey, volleyball and women's basketball programs.

In her current role, Taylor is responsible for monitoring the academic performance of Wake Forest student-athletes and helping them to fulfill their undergraduate academic requirements. She also assists with coordinating study halls and tutors and aids in the development of time management skills for student-athletes.

Taylor joined the Deacons after serving as an athletic academic advisor at UNCG. She also previously served as an athletic academic intern at Ohio State University.

Taylor graduated from Ohio State in 2012 with a bachelor's degree in psychology. She was a four-year letterwinner as a midfielder on the Buckeyes' women's soccer team, earning Academic All-Big Ten and OSU Scholar-Athlete honors.

Taylor went on to earn her master's degree in higher education and student affairs from UNCG in 2014.

A native of Sylvania, Ohio, Taylor currently resides in Winston-Salem.

**Dan  
WALLACE**

*Athletic Communications*  
3rd year • Iowa, 2013



Dan Wallace joined the Wake Forest Athletic Communications staff in June of 2016. Wallace is the primary media contact for the women's basketball and men's tennis programs while serving as the secondary media contact for the football program.

Wallace came to Wake Forest from Western Illinois University, where he worked as a graduate assistant for Athletic Communications for two years. During his time, Wallace served as the primary contact for the women's basketball, volleyball, men's soccer, men's and women's tennis, and men's and women's track and field teams, while assisting with the coverage of football and men's basketball.

Prior to joining the staff at Western Illinois, Wallace spent five years at the University of Iowa. During his four years of undergrad, Wallace worked for Big Ten Network's 'Student U Productions' as a play-by-play and color commentator for a majority of Iowa's Olympic sports. During his senior year, Wallace also began working in the athletic communications office as a student worker, and spent a year following graduation as the full-time intern within the office.

The native of Clarendon Hills, Ill., earned a master's degree from Western Illinois in 2016 in sport management and bachelor's degrees from Iowa in 2013 in communication studies and sports studies. Wallace currently resides in Winston-Salem.

# PRESIDENT NATHAN O. HATCH

## Dr. Nathan O. HATCH

*University President*

14th Year

Wheaton College ■ 1968

Dr. Nathan O. Hatch became Wake Forest's 13th president on July 1, 2005.

For more than a decade, his leadership has been characterized by achievements on five fronts: 1) clarifying Wake Forest's mission and strategic plan; 2) assembling a remarkable team of leaders; 3) making significant realignments in business and medicine to better position the University; 4) undertaking bold initiatives, such as launching engineering and biomedical sciences programs in Wake Downtown, reinventing the 21st century liberal arts education with personal and career preparedness as a key focus, making standardized tests optional, and building greater community through a three-year residency requirement; 5) leading Wake Will Lead: The Campaign for Wake Forest, the largest fundraising effort in the University's history.

The strategic plan, approved by the Board of Trustees and embraced by the college community, strengthens Wake Forest's position as the nation's premier "collegiate university." This approach to education integrates an undergraduate liberal arts tradition with the vitality of a research university.

Dr. Hatch completed a master planning process to ensure the physical development of the campus is aligned with the University's strategic goals. That plan also takes on important challenges in making the campus more sustainable. Wake Forest University is in the midst of a 10-year, \$625 million construction effort that reflects the institution's commitment to offer the best residential college experience in the country. In the past two years, Wake Forest celebrated the grand openings of the Sutton Center, McCreary Field House and a new building for the health and exercise science department; completed Maya Angelou Hall, a new South Campus residence hall for first-year students; transformed historic Reynolds Gym into the Wake Forest Wellbeing Center and extensively renovated several of the 1950s residence halls surrounding Hearn Plaza.

In January 2017, the first students enrolled in new academic programs in engineering and biomedical sciences anchored Wake Forest University's undergraduate presence, referred to as Wake Downtown, in Wake Forest Innovation Quarter. Dr. Hatches decision to literally and figuratively bring medical and liberal arts education together under one roof represents one of the most audacious efforts to reimagine undergraduate science education as we know it.

Under Dr. Hatch's leadership, the University completed two major integration projects. Wake Forest's separate undergraduate and graduate business programs have been combined into one School of Business housed in Farrell Hall. He also was instrumental in merging Wake Forest University Health Sciences and North Carolina Baptist Hospital – each with revenues of some one billion dollars – into a single entity with common management under Dr. Julie Freischlag.

With the idea that leadership starts at home, Dr. Hatch has assembled a remarkable team of academic and administrative leaders. Throughout his academic career, he has been drawn to challenges that involve people and building organizations. "A university is a very complicated organization in modern society," he notes, "and it is critical to have outstanding leaders in all spheres, from academic programs to athletics, from investments to student development."

Regarded as a national leader in rethinking the college to career experience, Wake Forest has been at the forefront of transforming the traditional, outdated concept of "career services" into a holistic, four-year approach to personal and career development.

Wake Forest University is among 100 of the nation's most respected colleges and universities who have pledged to substantially expand the number of talented low- and moderate-income students at America's undergraduate institutions with the highest graduation rates.

This growing alliance, called the American Talent Initiative, brings together a diverse set of public and private institutions united in this common goal.

In a world that is increasingly linked via technology, Dr. Hatch emphasizes the art of face-to-face connection. In implementing a three-year residency requirement, he is building greater community by ensuring there are opportunities to



collaborate, engage in conversation and solve problems together.

In one of Dr. Hatch's boldest moves to date, he publicly launched Wake Will Lead: The Campaign for Wake Forest, the largest fundraising effort in the University's history which provides student, faculty and facility support. As of July 2018, gifts from more than 70,000 generous donors moved Wake Forest closer to its \$1 billion Reynolda Campus fundraising goal.

Dr. Hatch is an active leader in American higher education and in local and community affairs. He served on the board of the American Council on Education, and chair of the Division I Board of Directors of the NCAA when the organization restructured its governance in 2014. He is a past chair of the board of directors of the National Association of Independent Colleges and Universities. On July 1, 2017, he was installed as the chair of the North Carolina Independent College and Universities. In 2014, the American Academy of Arts and Sciences elected Dr. Hatch among its newest members. He has also been very active in community development in Winston-Salem. A board member of the United Way of Forsyth County, he also served as Chairman of the 2010 United Way Campaign. In 2018, Dr. Hatch received the NACE Career Services Excellence Award and was named the Boy Scouts of America Distinguished Citizen by the Old Hickory Council.

Often described as affable, approachable and a lively conversationalist, Dr. Hatch has established a strong rapport with students; he has hosted reading groups with students at the President's House and he can occasionally be found taking a coffee break with them at Starbucks in the Z. Smith Reynolds library or having lunch in the Pit. He made an early positive impression when he arrived at his student-sponsored Inaugural Ball on the back of a motorcycle driven by the Demon Deacon.

He and his wife, Julie, a former public school teacher, have three children: Gregg, a 1997 graduate of Notre Dame, is a real estate professional in Seattle, WA; David, a 2000 Notre Dame graduate, received an MBA degree from Duke University in 2007 and works in finance in Charlotte, NC; and Beth, a 2007 graduate of Notre Dame, who earned her Master of Divinity at Duke Divinity School in Durham, N.C. in 2015. The Hatches also have eight grandchildren.

Dr. Hatch grew up in Columbia, S.C., where his father was a Presbyterian minister. A graduate of Wheaton College in Illinois, he received his master's and doctoral degrees from Washington University in St. Louis and held post-doctoral fellowships at Harvard and Johns Hopkins universities. He joined the faculty at Notre Dame in 1975. He was named provost, the university's second highest-ranking position, in 1996; a Presbyterian, he was the first Protestant to ever serve in that position at Notre Dame.

He is regularly cited as one of the most influential scholars in the study of the history of religion in America. He received national acclaim for his 1989 book, *The Democratization of American Christianity*, in which he examines how the rise of religious groups in the early 19th century helped shape American culture and foster democracy. The book was chosen in a survey of 2,000 historians and sociologists as one of the two most important books in the study of American religion. He is also the author or editor of seven other books on American history.

### THE NATHAN HATCH FILE

#### BORN

- May 17, 1946 in Chicago, Illinois

#### FAMILY

- Wife — Julie
- Children — Gregg -- wife Kathy, daughters Lucy, Ellie, Julia; David -- wife Cassie, sons Charlie and Ben, daughter Edith; and Beth -- husband Jonathan, daughter Grace

#### EDUCATION

- Wheaton College — 1968  
A.B. (summa cum laude)
- Washington (Mo.) University — 1972  
A.M.
- Washington (Mo.) University — 1974  
Ph.D.

#### PROFESSIONAL EXPERIENCE

- American Society of Church History, 1981-84  
Executive Council
- Johns Hopkins University, 1974-75  
Postdoctoral Fellow
- Harvard University, 1977-78  
Charles Warren Fellow
- University of Notre Dame, 1975-88  
Assistant to Full Professor, Dept. of History
- University of Notre Dame, 1980-83  
Director of Graduate Studies, History
- University of Notre Dame, 1983-88  
Associate Dean, College of Arts and Letters  
Director, Inst. for Scholarship in the Liberal Arts
- University of Notre Dame, 1988-89  
Acting Dean, College of Arts and Letters
- University of Notre Dame, 1989-96  
Vice President for Graduate Studies & Research  
Professor of History
- University of Notre Dame, 1999  
The Andrew V. Tackes Professor of History
- University of Notre Dame, 1996-2005  
University Provost
- Wake Forest University, 2005-present  
University President

#### AWARDS, HONORS & NOTES

- Appointed by Bill Clinton to National Council on the Humanities
- Former President of the American Society of Church History
- Inducted into the American Academy of Arts and Sciences



## ATHLETIC DIRECTOR

# Ron Wellman

## Athletic Director

27th Year

Bowling Green ■ 1970

During Ron Wellman's 26-year tenure as athletics director at Wake Forest University, the school's athletic facilities and fortunes have moved in a positive direction, both on and off the playing field.

Wellman, the dean of athletics directors in the Atlantic Coast Conference and currently the longest tenured AD in Division I, has elevated the Wake Forest University athletics program to its greatest level in school history. Since being named to the position in October, 1992, he has helped lead Wake's teams to unprecedented success both on the field and off.

During the 2017-18 year, Wake Forest won three national championships. The men's tennis team won the NCAA Division I team championship while junior Petros Chrysochos was crowned as the NCAA's singles champion. Jennifer Kupcho won the NCAA women's golf individual championship as well. The men's soccer team also made history by winning back to back ACC Tournament titles for the first time. In addition, the football team continued its success from 2016 by winning the Belk Bowl against Texas A&M.

Under Wellman's leadership, Wake Forest has won five national championships, 22 Atlantic Coast Conference championships and finished 23rd in the 2007 NACDA Director's Cup standings, its highest finish ever.

Wellman is only the fifth person to assume the top position in the athletic department at Wake Forest during the modern era of intercollegiate sports, following Pat Preston, Jim Weaver, Bill Gibson and Dr. Gene Hooks, Wake Forest's athletic director from 1964 through 1992.

Entering his 27th year in 2018-19, Wellman has played a significant role in shaping intercollegiate athletics on a regional and national level. He has previously served as chairman of the NCAA Division I Men's Basketball Championship committee, the NCAA Division I Management Council, the NCAA Baseball Committee and the NCAA Baseball Academic Enhancement Committee. Wellman is a former president of the Division I-A Athletic Directors' Association and has also served on the NCAA Diversity Leadership Strategic Planning Committee.

Wake Forest athletics has been prominent on the national scene in recent years. The football program has made six bowl appearances in the past 12 seasons, while the men's basketball program has earned a postseason invitation in 19 of the last 28 seasons.

The men's soccer program has been to five of the past 11 College Cups, while field hockey has appeared in nine Final Fours in the last 18 years. The men's and women's golf programs are perennial postseason contenders, with the women winning back-to-back ACC titles in 2009 and 2010.

Wellman's efforts in leading Wake Forest's rise to prominence have not gone unnoticed. In 2007-08, he was honored by two organizations: Street & Smith's Sports Business Journal named him College Athletic Director of the Year and the National Association of Collegiate Directors of Athletics (NACDA) selected Wellman as its Astro-Turf AD of the Year for the Southeast Region—the second time in his career he received that honor.

Off the playing fields, Wellman has helped to enhance the overall development of the student-athlete. He asks his coaches to stress academics, and he has instituted programs to assist and develop student-athletes away from competition. Most recently, Wake Forest athletics launched its Deacon Leader program. The program is a comprehensive leadership development system designed to identify, train and develop student-athlete leaders from their arrival on campus through their senior year and beyond graduation.

Another obvious sign of the progress Wake Forest has



made — and is continuing to make — under Wellman's leadership, is the ambitious facility improvement program that the athletic department has undertaken.

In 2017, Wake Forest broke ground on the 87,000 square-foot Sutton Sports Performance Center and the 24,400 square-foot Shah Basketball Development Center. Both are scheduled to open in early 2019. The Sutton Sports Performance Center will, among other things, include strength and conditioning space for student-athletes as well as a nutrition area and expanded sports medicine and training resources. The Shah Basketball Development Center will include an additional regulation court and dedicated strength and conditioning space for men's and women's basketball. In addition to those projects, the baseball team's consecutive trips to the NCAA Regionals coincided with the opening of its Baseball Player Development Center at David F. Couch Ballpark. "The Couch" project included construction of a new clubhouse with locker rooms, team lounge, training room, equipment room, state-of-the-art pitching lab, renovated dugout and new bullpen. The soccer practice fields also received a total makeover in 2017 and a renovated playing surface at Spry Stadium enhanced the home of Wake Forest's nationally-ranked men's and women's soccer teams.

In 2016, Wake Forest opened McCreary Field House, a state-of-the-art indoor practice facility serving all Wake Forest teams with a 120-yard FieldTurf indoor practice field. New practice fields at the Doc Martin Football Practice Complex were installed prior to the start of pre-season camp in 2016 and Kentner Stadium received a new AstroTurf surface for field hockey and an upgrade in the running surface for the track and field teams. The Wake Forest Tennis Complex also saw enhancements with the addition of permanent outdoor seating for all six collegiate courts in 2016.

During Wellman's tenure, BB&T Field has seen many changes including the construction of McCreary Tower, the installation of a new FieldTurf surface and the construction of a state-of-the-art video board on the south side of the stadium.

Wellman also led the efforts in the construction of a new outdoor tennis center, which serves as the home to both of the Wake Forest tennis programs as well as the ATP's Winston-Salem Open and the 2018 NCAA Tennis Championships. The Arnold Palmer Golf Complex allows Wake Forest's golfers to practice at the premier on-campus facility in the nation. The Haddock House, named for Hall of Fame golf coach Jesse Haddock, provides coaches offices and locker room space for Wake Forest's men's and women's golf teams.

Born in Celina, Ohio, Wellman earned his undergraduate degree from Bowling Green State University, where he was a pitcher on the baseball team. After receiving a master's from Bowling Green, he joined the faculty and coaching staff at Elmhurst (IL) College in 1971, serving as head baseball coach, assistant basketball and football

### THE RON WELLMAN FILE

#### BORN

- May 2, 1948 in Celina, Ohio

#### FAMILY

- Wife — Linda
- Children — Angie (Tim), Nicole (Kevin), Melissa (Ben)
- Grandchildren — Cole (11), Connor (10), Sam (9), Miller (8), Riley (7), Emme (5), McKay (5), Anna Kate (4), Hank (3), Molly (3)

#### EDUCATION

- Bowling Green State University — 1970  
B.S. in Business and Health & Physical Education
- Bowling Green State University — 1971  
M.A. in Education

#### COACHING HISTORY

- Elmhurst College — 1971-80  
Head Baseball Coach  
Assistant Basketball and Football Coach  
Assoc. Professor of health & physical education
- Northwestern University — 1981-86  
Head Baseball Coach

#### ATHLETIC ADMINISTRATION HISTORY

- Elmhurst College — 1977-80  
Athletic Director
- Mankato State University — 1986-87  
Athletic Director
- Illinois State University — 1987-92  
Athletic Director
- Wake Forest University — 1992-present  
Athletic Director

#### AWARDS, HONORS, AND NOTES

- Longest tenured A.D. in the ACC
- Elmhurst College Athletics Hall of Fame — 1985
- CCIW Baseball Coach of the Year (1975, 76, 79, 80, 81)
- 1997-98 Chairman of NCAA Baseball Committee
- 2001-03 Chairman of NCAA Management Council
- 2002-03 NACDA Southeast Regional AD of the Year
- 2008 Athletic Director of the Year by SportsBusiness Journal and SportsBusiness Daily
- 2013-14 Chairman of NCAA Men's Basketball Selection Committee
- 2007-08 Chairman of NCAA Baseball Academic Enhancement Committee

coach and associate professor of health and physical education. Wellman was the director of athletics his last five years at Elmhurst.

He compiled a 210-136 record in baseball before leaving to become the head baseball coach at Northwestern University. In five seasons with the Wildcats, Wellman's teams posted a 180-97 record and 15 players signed professional contracts. Among those moving to the Major Leagues was Joe Girardi, an Academic All-America catcher who became the manager of the New York Yankees in 2007.

Wellman and his wife Linda have three daughters — Angie, who works with the Executive Partners Mentorship Program in the WFU Schools of Business and is married to Tim Lynde, a Wake Forest alumnus and former basketball manager who is an associate commissioner of the Atlantic Coast Conference; Nicole, a pediatrician, and her husband, Kevin Rice, a Greensboro Fire Department Captain and former captain of WFU's men's soccer team, who live in Winston-Salem; and Melissa, founder and director of GirlCHARGE, and her husband, Ben Norman, an attorney, who live in Greensboro.

The Wellman's have 10 grandchildren including Connor, 11, Riley, 8, and McKay, 6 (Angie & Tim); Cole, 12, Sam, 10, Anna Kate, 5, and Molly, 4 (Nicole & Kevin); and Miller, 9, Emme, 6 and Hank, 4 (Melissa & Ben).

# UNIVERSITY ADMINISTRATION

## Dr. Peter **BRUBAKER**

*Faculty Athletic Representative*

*3rd Year*

*East Stroudsburg ■ 1984*



Peter Brubaker, professor of Health and Exercise Science, was named Faculty Athletics Representative of Wake Forest University in August, 2016. He was appointed to a three-year term to provide a faculty viewpoint in the administration of intercollegiate athletic programs.

As the Faculty Athletics Representative (FAR), Brubaker acts on behalf of the president and reports to him, representing athletics to faculty and faculty to athletics to ensure the appropriate balance between academics and intercollegiate athletics. Major areas of responsibility include academic oversight, student-athlete welfare, compliance and representing Wake Forest at meetings of the NCAA and ACC which mandate the position.

Brubaker, who is in his 26th year on the Wake Forest faculty, also serves as the

HES department's graduate program director. He is well-regarded for his research and clinical experience in the area of exercise physiology and cardiovascular disease prevention/rehabilitation.

Brubaker is a 1984 graduate of East Stroudsburg and received his masters from Wake Forest in 1986 and his PhD from Temple in 1991.



## Todd **HAIIRSTON**

*Associate Athletic Director, Compliance*

*14th Year*

*Wake Forest ■ 1996*

As a member of the ACC and NCAA, Wake Forest University is committed and obligated to the principle of institutional control and will maintain all aspects of its intercollegiate athletics program in full accordance with all University, ACC and NCAA rules.

The Wake Forest University Athletics Compliance Office is the entity within the Athletics Department responsible to coordinate, administer, monitor and verify the accurate and timely completion of NCAA-required procedures and to assist in maintaining institutional compliance with all

NCAA, ACC and University rules, as well as to investigate any potential, and report all, violations of those rules.












In addition, the Athletics Compliance Office provides educational programming and interpretive support to ensure that all individuals involved with the athletics program fully understand the University's compliance expectations. All facets of the Athletics Compliance Office are overseen and directed by the Associate Athletic Director for Compliance, Todd Hairston. All questions regarding NCAA rules should be directed to Hairston.

### BOARD OF TRUSTEES

John I. Bitove, Jr. Toronto, Ontario, Canada	Lindsay Nicole Chambers Los Angeles, CA	Hon. Donna F. Edwards Oxon Hill, MD	Donald E. Flow Winston-Salem, NC	Michael Frank Mahoney Barrington, RI	Gerald F. Roach Raleigh, NC	Cathy Wall Thomas, M.D. Carrboro, NC
Shelmer D. Blackburn, Jr. Purlear, NC	Matthew S. Crawford Austin, TX	Eric W. Eubank, II Charlotte, NC	Richard Alan Fox Houston, TX	James J. Marino Johns Island, SC	Jorge Rodriguez Geneva, Switzerland	Shannan Spence Townsend Charlotte, NC
Jeanne Whitman Bobbitt Dallas, TX	H. Lawrence Culp, Jr. McLean, VA	Herman E. Eure Kernersville, NC	Dr. Nathan O. Hatch President, ex officio	John M. McAvoy Charleston, SC	Harold O. Rosser Naples, FL	John M. Vann Bristol, TN
Morgan Briggs Columbia, SC	Jermyn M. Davis Denver, CO	Lisbeth Clark Evans Winston-Salem, NC	Frank B. Holding, Jr. Raleigh, NC	Jane McGraw Short Hills, NJ	Mit B. Shah Atlanta, GA	David I. Wahrhaftig Larchmont, NY
Peter C. Brockway Boca Raton, FL	Thomas A. Dingledine Winston-Salem, NC	Curtis C. Farmer Dallas, TX	Lawrence D. Hopkins M.D. Advance, NC	Ogden Phipps II Old Brookville, NY	Janice K. Story Park City, UT	Eric C. Wiseman Greensboro, NC
Thomas W. Bunn Kiawah Island, SC	James E. Dixon Manhasset, NY	Mary R. Farrell Summit, NJ	Alice Kirby Horton Durham, NC	Steven S Reinemund Denver, CO	Ben C. Sutton, Jr. Winston-Salem, NC	
Jocelyn Burton Oakland, CA	David W. Dupree Washington, DC	Helen Hough Feinberg St. Pete Beach, FL	John R. Lowden Greenwich, CT	Prince Raney Rivers Durham, NC	Lloyd P. Tate, Jr. Southern Pines, NC	

# 2018-19 YEAR AHEAD

## SERIES HISTORY

	Team	Overall Series	at WF	at Opp.	Neutral	Unknown	Last WF Win	Last Opp. Win	Hoover vs. Opp. (at WF)
	Towson	2-1	2-0	0-1	0-0	0-0	Dec. 18, 2014	Nov. 29, 2005	1-0 (1-0)
	Mercer	3-1	2-1	0-0	0-1	0-0	Nov. 23, 2011	Jan. 23, 1979	0-0
	Richmond	6-7	2-4	4-3	0-0	0-0	Nov. 15, 2017	Dec. 14, 2014	2-1 (2-1)
	VCU	7-0	4-0	3-0	0-0	0-0	Dec. 21, 2016	NA	2-0 (1-0)
	Xavier	2-1	1-0	1-0	0-1	0-0	Dec. 4, 2017	Dec. 20, 1993	2-0 (2-0)
	East Carolina	3-6	1-2	3-1	1-1	0-0	Dec. 12, 2004	Dec. 21, 2003	0-0
	Indiana	1-1	0-0	0-0	1-1	0-0	Nov. 22, 2007	Nov. 10, 2006	0-0
	St. John's	1-1	0-0	1-0	0-1	0-0	Dec. 2, 2005	Dec. 29, 1990	0-0
	Charlotte	11-4	6-3	4-1	1-0	0-0	Dec. 18, 2017	Dec. 19, 1993	3-0 (3-0)
	MD Eastern Shore	4-0	4-0	0-0	0-0	0-0	Dec. 9, 2017	NA	0-0 (0-0)
	James Madison	4-6	2-2	2-4	0-0	0-0	Dec. 17, 1997	Dec. 31, 2016	0-1 (0-1)
	South Carolina St.	3-0	2-0	1-0	0-0	0-0	Dec. 18, 2010	NA	0-0
	Norfolk State	1-0	1-0	0-0	0-0	0-0	Feb. 20, 2002	NA	0-0
	Miami	9-11	3-4	3-5	3-2	0-0	Jan. 7, 2018	March 1, 2018	2-6 (2-6)
	Boston College	12-4	5-2	6-2	1-0	0-0	Feb. 1, 2018	Feb. 12, 2015	7-1 (7-1)
	Notre Dame	0-6	0-3	0-3	0-0	0-0	N/A	Dec. 31, 2017	0-5 (0-5)
	North Carolina	14-64	9-25	4-31	1-8	0-0	Jan. 19, 2017	Jan. 14, 2018	2-5 (2-5)
	Louisville	0-4	0-2	0-2	0-0	0-0	N/A	Jan. 28, 2018	0-4 (0-4)
	Duke	19-66	10-27	7-30	2-9	0-0	Feb. 14, 2016	Feb. 7, 2018	1-11 (1-11)
	Virginia	5-69	2-31	2-31	1-7	0-0	Feb. 25, 2013	Feb. 25, 2018	1-8 (1-7)
	NC State	15-70	9-31	3-37	2-2	1-0	Feb. 19, 2017	Feb. 18, 2018	3-10 (3-9)
	Florida State	17-27	10-11	5-14	2-2	0-0	Feb. 2, 2014	Jan. 18, 2018	2-4 (2-4)
	Clemson	23-49	11-24	11-25	1-0	0-0	Feb. 22, 2018	Jan. 17, 2013	6-1 (6-1)
	Georgia Tech	25-43	17-14	6-25	2-4	0-0	Jan. 22, 2017	Jan. 21, 2018	2-7 (2-7)
	Syracuse	1-5	0-3	0-2	1-0	0-0	March 5, 2015	Feb. 11, 2018	1-5 (1-5)
	Pittsburgh	6-2	1-1	3-0	2-1	0-0	Feb. 28, 2018	Feb. 15, 2015	7-1 (6-1)
	Virginia Tech	13-13	8-3	3-9	2-1	0-0	Feb. 15, 2018	Jan. 16, 2017	2-5 (2-5)

**2018-19 YEAR AHEAD****GAME 1****Towson  
TIGERS**

Towson, Maryland

**Conference:** Colonial  
**Head Coach:** Diane Richardson  
**Season:** 2nd  
**Record at Towson:** 9-21  
**Career Record:** 9-21  
**2017-18 Overall:** 9-21  
**2017-18 Conference:** 4-14  
**Athletic Director:** Tim Leonard  
**Enrollment:** 22,499  
**Media Contact:** Nicole Curtin  
**Email:** ncurtin@towson.edu  
**Phone:** (410) 704-4972  
**Website:** TowsonTigers.com

**GAME 2****Mercer  
BEARS**

Macon, Georgia

**Conference:** Southern  
**Head Coach:** Susie Gardner  
**Season:** 9th  
**Record at Mercer:** 144-110  
**Career Record:** 320-257  
**2017-18 Overall:** 30-3  
**2017-18 Conference:** 14-0  
**Athletic Director:** Jim Cole  
**Enrollment:** 8,600  
**Media Contact:** David Fox  
**Email:** fox\_dh@mercer.edu  
**Phone:** (478) 301-5219  
**Website:** MercerBears.com

**GAME 3****Richmond  
SPIDERS**

Richmond, Virginia

**Conference:** Atlantic 10  
**Head Coach:** Michael Shafer  
**Season:** 14th  
**Record at Richmond:** 214-193  
**Career Record:** 214-193  
**2017-18 Overall:** 14-17  
**2017-18 Conference:** 8-8  
**Athletic Director:** David Walsh  
**Enrollment:** 3,036  
**Media Contact:** Justin Glover  
**Email:** jglover@richmond.edu  
**Phone:** (804) 287-6312  
**Website:** RichmondSpiders.com

**GAME 4****Virginia Commonwealth  
RAMS**

Richmond, Virginia

**Conference:** Atlantic 10  
**Head Coach:** Beth O'Boyle  
**Season:** 4th  
**Record at VCU:** 39-24  
**Career Record:** 139-129  
**2017-18 Overall:** 7-22  
**2017-18 Conference:** 4-12  
**Athletic Director:** Ed McLaughlin  
**Enrollment:** 32,000  
**Media Contact:** Evan Nicely  
**Email:** nicelye@vcu.edu  
**Phone:** (804) 828-1727  
**Website:** VCUAthletics.com

**GAME 5****Xavier  
MUSKETEERS**

Cincinnati, Ohio

**Conference:** Big EAST  
**Head Coach:** Brian Neal  
**Season:** 6th  
**Record at Xavier:** 65-89  
**Career Record:** 236-120  
**2017-18 Overall:** 10-20  
**2017-18 Conference:** 3-15  
**Athletic Director:** Greg Christopher  
**Enrollment:** 7,133  
**Media Contact:** Greg Lautzenheiser  
**Email:** lautzenheiser@xavier.edu  
**Phone:** (513) 745-3961  
**Website:** GoXavier.com

**GAME 6****East Carolina  
PIRATES**

Greenville, North Carolina

**Conference:** American  
**Interim Head Coach:** Chad Killinger  
**Season:** 1st  
**Record at ECU:** 0-0  
**Career Record:** 270-165  
**2017-18 Overall:** 0-0  
**2017-18 Conference:** 0-0  
**Athletic Director:** Lee Workman  
**Enrollment:** 29,131  
**Media Contact:** Pat McGlynn  
**Email:** mcglynnp18@ecu.edu  
**Phone:** (252) 737-5112  
**Website:** ECUPIrates.com

**GAME 7****Indiana  
HOOSIERS**

Bloomington, Indiana

**Conference:** Big Ten  
**Head Coach:** Teri Moren  
**Season:** 5th  
**Record at Indiana:** 82-53  
**Career Record:** 281-183  
**2017-18 Overall:** 23-14  
**2016-17 Conference:** 9-7  
**Athletic Director:** Fred Glass  
**Enrollment:** 48,514  
**Media Contact:** Megan Kremper  
**Email:** mkramper@indiana.edu  
**Phone:** (812) 856-4053  
**Website:** IUHoosiers.com

**GAME 8****St. John's  
RED STORM**

Queens, New York

**Conference:** Big East  
**Head Coach:** Joe Tartamella  
**Season:** 7th  
**Record at St. John's:** 128-72  
**Career Record:** 128-72  
**2017-18 Overall:** 19-15  
**2017-18 Conference:** 9-9  
**Athletic Director:** Mike Cragg  
**Enrollment:** 21,087  
**Media Contact:** Dylan Smith  
**Email:** dylan.smith18@stjohns.edu  
**Phone:** (718) 990-1523  
**Website:** RedStormSports.com

**GAME 9****Charlotte  
49ERS**

Charlotte, North Carolina

**Conference:** Conference USA  
**Head Coach:** Cara Consuerga  
**Season:** 8th  
**Record at Charlotte:** 126-91  
**Career Record:** 126-91  
**2017-18 Overall:** 14-16  
**2017-18 Conference:** 10-6  
**Athletic Director:** Mike Hill  
**Enrollment:** 29,710  
**Media Contact:** Travis Woods  
**Email:** travis.woods@uncc.edu  
**Phone:** (704) 687-1838  
**Website:** Charlotte49ers.com

# 2018-19 YEAR AHEAD

## GAME 10



Maryland Eastern Shore  
**HAWKS**

Princess Anne, Maryland

**Conference:** Mid-Eastern  
**Head Coach:** Fred Bachelor  
**Season in 2018-19:** 15th  
**Record at MD Eastern Shore:** 174-239  
**Career Record:** 234-286  
**2017-18 Overall:** 11-19  
**2017-18 Conference:** 7-9  
**Athletic Director:** Keith Davidson  
**Enrollment:** 4,000  
**Media Contact:** Shawn Yonker  
**Email:** syonker@umes.edu  
**Phone:** (410) 651-6289  
**Website:** EasternShoreHawks.com

## GAME 11



James Madison  
**DUKES**

Harrisonburg, Virginia

**Conference:** Colonial  
**Head Coach:** Sean O'Regan  
**Season:** 3rd  
**Record at JMU:** 49-20  
**Career Record:** 49-20  
**2017-18 Overall:** 12-19  
**2017-18 Conference:** 16-2  
**Athletic Director:** Jeff Bourne  
**Enrollment:** 21,836  
**Media Contact:** Catie Prince  
**Email:** princ2cd@jmu.edu  
**Phone:** (540) 568-3701  
**Website:** JMUSports.com

## GAME 12



South Carolina St.  
**BULLDOGS**

Orangeburg, South Carolina

**Conference:** Mid-Eastern  
**Head Coach:** Audra Smith  
**Season:** 1st  
**Record at SC State:** 0-0  
**Career Record:** 180-239  
**2017-18 Overall:** 12-17  
**2017-18 Conference:** 6-10  
**Athletic Director:** Stacy Danley  
**Enrollment:** 2,524  
**Media Contact:** Kendrick D. Lewis  
**Email:** klewis19@scsu.edu  
**Phone:** (803) 536-8227  
**Website:** SCSUathletics.com

## GAME 13



Norfolk State  
**SPARTANS**

Norfolk, Virginia

**Conference:** Mid-Eastern  
**Head Coach:** Varry Vickers  
**Season:** 4th  
**Record at Norfolk State:** 36-34  
**Career Record:** 36-34  
**2017-18 Overall:** 18-11  
**2017-18 Conference:** 11-5  
**Athletic Director:** Marty L. Miller  
**Enrollment:** 5,350  
**Media Contact:** Matt Wurzburger  
**Email:** mdwurzburger@nsu.edu  
**Phone:** (757) 832-2628  
**Website:** NSUSpartans.com

## GAME 14



Miami  
**HURRICANES**

Coral Gables, Fla.

**Conference:** ACC  
**Head Coach:** Katie Meier  
**Season:** 14th  
**Record at Miami:** 252-163  
**Career Record:** 328-208  
**2017-18 Overall:** 21-11  
**2017-18 Conference:** 10-6  
**Athletic Director:** Blake James  
**Enrollment:** 17,348  
**Media Contact:** Alex Schwartz  
**Email:** alexschwartz@miami.edu  
**Phone:** (305) 284-2807  
**Website:** HurricaneSports.com

## GAME 15



Boston College  
**EAGLES**

Chestnut Hill, Massachusetts

**Conference:** ACC  
**Head Coach:** Joanna Bernabei-McNamee  
**Season:** 1st  
**Record at BC:** 0-0  
**Career Record:** 126-65  
**2016-17 Overall:** 7-23  
**2016-17 Conference:** 2-14  
**Athletic Director:** Martin Jarmond  
**Enrollment:** 14,500  
**Media Contact:** Stephanie Tunnera  
**Email:** Tunnera@bc.edu  
**Phone:** (617) 552-0524  
**Website:** BCEagles.com

## GAME 16



Notre Dame  
**FIGHTING IRISH**

Notre Dame, Indiana

**Conference:** ACC  
**Head Coach:** Muffet McGraw  
**Season:** 32nd  
**Record at ND:** 800-230  
**Career Record:** 888-271  
**2017-18 Overall:** 35-3  
**2017-18 Conference:** 15-1  
**Athletic Director:** Jack Swarbrick  
**Enrollment:** 8,530  
**Media Contact:** Josh Bates  
**Email:** jbates2@nd.edu  
**Phone:** (574) 631-6453  
**Website:** UND.com

## GAME 17



North Carolina  
**TAR HEELS**

Chapel Hill, North Carolina

**Conference:** ACC  
**Head Coach:** Sylvia Hatchell  
**Season:** 32nd  
**Record at UNC:** 733-310  
**Career Record:** 1,005-390  
**2017-18 Overall:** 14-18  
**2017-18 Conference:** 4-12  
**Athletic Director:** Bubba Cunningham  
**Enrollment:** 29,000  
**Media Contact:** Mark Kimmel  
**Email:** mkimmel@unc.edu  
**Phone:** (919) 962-0084  
**Website:** GoHeels.com

## GAME 18



Louisville  
**CARDINALS**

Louisville, Kentucky

**Conference:** ACC  
**Head Coach:** Jeff Walz  
**Season:** 12th  
**Record at UL:** 299-96  
**Career Record:** 299-96  
**2017-18 Overall:** 36-3  
**2017-18 Conference:** 15-1  
**Interim Athletic Director:** Vince Tyra  
**Enrollment:** 22,640  
**Media Contact:** Nick Evans  
**Email:** nicke@gocards.com  
**Phone:** (502) 852-3085  
**Website:** GoCards.com

# 2018-19 YEAR AHEAD

## GAME 19 & 27



**Duke**  
**BLUE DEVILS**  
Durham, North Carolina

**Conference:** ACC  
**Head Coach:** Joanne P. McCallie  
**Season:** 12th  
**Record at Duke:** 302-80  
**Career Record:** 613-228  
**2017-18 Overall:** 24-9  
**2017-18 Conference:** 11-5  
**Athletic Director:** Kevin White  
**Enrollment:** 6,495  
**Media Contact:** Lindy Brown  
**Email:** lbrown@duaa.duke.edu  
**Phone:** (919) 684-2664  
**Website:** GoDuke.com

## GAME 20



**Virginia**  
**CAVALIERS**  
Charlottesville, Virginia

**Conference:** ACC  
**Head Coach:** Tina Thompson  
**Season:** 1st  
**Record at Virginia:** 0-0  
**Career Record:** 0-0  
**2016-17 Overall:** 19-14  
**2016-17 Conference:** 10-6  
**Athletic Director:** Carla Williams  
**Enrollment:** 16,673  
**Media Contact:** Melissa Dudek  
**Email:** mdudek@virginia.edu  
**Phone:** (434) 982-5534  
**Website:** VirginiaSports.com

## GAME 21 & 26



**NC State**  
**WOLFPACK**  
Raleigh, North Carolina

**Conference:** ACC  
**Head Coach:** Wes Moore  
**Season:** 6th  
**Record at NCSU:** 112-52  
**Career Record:** 670-221  
**2017-18 Overall:** 26-9  
**2017-18 Conference:** 11-5  
**Athletic Director:** Deborah A. Yow  
**Enrollment:** 33,755  
**Media Contact:** Brett Compton  
**Email:** bacompto@ncsu.edu  
**Phone:** (919) 515-1183  
**Website:** GoPack.com

## GAME 22



**Florida State**  
**SEMINOLES**  
Tallahassee, Florida

**Conference:** ACC  
**Head Coach:** Sue Semrau  
**Season:** 22nd  
**Record at FSU:** 405-240  
**Career Record:** 405-240  
**2017-18 Overall:** 26-7  
**2017-18 Conference:** 12-4  
**Athletic Director:** David Colburn  
**Enrollment:** 41,900  
**Media Contact:** Steve Stone  
**Email:** sstone@fsu.edu  
**Phone:** (850) 644-4836  
**Website:** Seminoles.com

## GAME 23



**Clemson**  
**TIGERS**  
Clemson, South Carolina

**Conference:** ACC  
**Head Coach:** Amanda Butler  
**Season:** 1st  
**Record at Clemson:** 0-0  
**Career Record:** 230-159  
**2017-18 Overall:** 11-18  
**2017-18 Conference:** 1-15  
**Athletic Director:** Dan Radakovich  
**Enrollment:** 23,406  
**Media Contact:** Megan Barnes  
**Email:** mbarne9@clemsun.edu  
**Phone:** (864) 656-1924  
**Website:** ClemsonTigers.com

## GAME 24



**Georgia Tech**  
**YELLOW JACKETS**  
Atlanta, Georgia

**Conference:** ACC  
**Head Coach:** MaChelle Joseph  
**Season:** 16th  
**Record at GT:** 294-191  
**Career Record:** 294-191  
**2017-18 Overall:** 20-14  
**2017-18 Conference:** 6-10  
**Athletic Director:** Todd Stansbury  
**Enrollment:** 25,000  
**Media Contact:** Liz Ryan  
**Email:** lryan@athletics.gatech.edu  
**Phone:** (404) 894-5445  
**Website:** RamblinWreck.com

## GAME 25



**Syracuse**  
**ORANGE**  
Syracuse, New York

**Conference:** ACC  
**Head Coach:** Quentin Hillsman  
**Season:** 13th  
**Record at Syracuse:** 263-136  
**Career Record:** 263-136  
**2017-18 Overall:** 22-9  
**2017-18 Conference:** 10-6  
**Athletic Director:** John Wildhack  
**Enrollment:** 15,252  
**Media Contact:** Olivia Coiro  
**Email:** oacoiro@syr.edu  
**Phone:** (315) 802-8738  
**Website:** Cuse.com

## GAME 28



**Pittsburgh**  
**PANTHERS**  
Pittsburgh, Pennsylvania

**Conference:** ACC  
**Head Coach:** Lance White  
**Season:** 1st  
**Record at Pitt:** 0-0  
**Career Record:** 0-0  
**2017-18 Overall:** 10-20  
**2017-18 Conference:** 2-14  
**Athletic Director:** Heather Lyke  
**Enrollment:** 28,664  
**Media Contact:** Carly Weisenbach  
**Email:** cweisenbach@athletics.pitt.edu  
**Phone:** (412) 648-8240  
**Website:** PittsburghPanthers.com

## GAME 29



**Virginia Tech**  
**HOKIES**  
Blacksburg, Virginia

**Conference:** ACC  
**Head Coach:** Kenny Brooks  
**Season:** 3rd  
**Record at Virginia Tech:** 43-28  
**Career Record:** 381-150  
**2017-18 Overall:** 23-14  
**2017-18 Conference:** 6-10  
**Athletic Director:** Whit Babcock  
**Enrollment:** 33,000  
**Media Contact:** Carter Brown  
**Email:** cart315@vt.edu  
**Phone:** (540) 231-6892  
**Website:** HokieSports.com

# 2017-18 YEAR IN REVIEW

## RESULTS

Date	Opponent	W/L	Score	Record	WF High Scorer	Opp High Scorer	WF High Rebounds	WF High Assists	Attend.
Nov. 10	TEXAS SOUTHERN	W	73-56	1-0	Tyra Whitehead (23)	Kaitlyn Palmer (13)	Amber Campbell (6)	Ariel Stephenson (6)	583
Nov. 12	SETON HALL	L	57-67	1-1	Amber Campbell (17)	Donnaizha Fountain (18)	Tyra Whitehead (12)	Alex Sharp (3) Ivana Raca (3)	497
Nov. 15	at Richmond	W	85-81	2-1	Amber Campbell (19) Gina Conti (19)	Micaela Parson (24)	Amber Campbell (10)	Alex Sharp (8)	775
Nov. 19	at Rutgers	L	51-65	2-2	Ariel Stephenson (25)	Tyler Scaife (19)	Tyra Whitehead (9)	Gina Conti (4)	1,535
Nov. 25	vs. Minnesota	L	81-93	2-3	Ariel Stephenson (20)	Gadiva Hubbard (25)	Amber Campbell (7) Tyra Whitehead (7)	Ariel Stephenson (7)	583
Nov. 26	vs. Hofstra	L	66-69	2-4	Ariel Stephenson (13)	Aleena Leon (19)	Alex Sharp (15)	Alex Sharp (4)	N/A
Nov. 30	at Penn State%	L	58-68	2-5	Elisa Penna (16)	Teniya Page (21)	Alex Sharp (10)	Alex Sharp (4) Gina Conti (4)	2,329
Dec. 2	ELON	W	53-51	3-5	Amber Campbell (16)	Meme Garner (17)	Ona Udoh (15)	Alex Sharp (2)	411
Dec. 4	at Xavier	W	62-57	4-5	Ariel Stephenson (18)	Anniina Aijanen (16)	Alex Sharp (9)	Alex Sharp (5)	656
Dec. 7	APPALACHIAN STATE	W	78-49	5-5	Tyra Whitehead (18)	LaPresha Stanley (16)	Tyra Whitehead (12)	Amber Campbell (4) Alex Sharp (4) Gina Conti (4)	509
Dec. 9	MD EASTERN SHORE	W	92-50	6-5	Amber Campbell (16) Elisa Penna (16)	Martha Thompson (23)	Tyra Whitehead (6) Alex Sharp (6) Ona Udoh (6)	Gina Conti (9)	317
Dec. 18	CHARLOTTE	W	71-69	7-5	Elisa Penna (24)	Laia Raventos (20)	Alex Sharp (8) Tyra Whitehead (8)	Alex Sharp (8)	10,001
Dec. 21	at Col. of Charleston	W	77-40	8-5	Amber Campbell (18)	Baileigh Larson (10)	Alex Sharp (10)	Alex Sharp (6)	414
Dec. 31	#2/2 NOTRE DAME*	L	73-96	8-6 (0-1)	Elisa Penna (24)	Arike Ogunbowale (25)	Alex Sharp (12)	Amber Campbell (3) Gina Conti (3)	731
Jan. 4	at Pittsburgh*	W	58-49	9-6 (1-1)	Ariel Stephenson (16)	Yacine Diop (26)	Elisa Penna (8) Ona Udoh (8)	Alex Sharp (3)	463
Jan. 7	at Miami*	W	61-50	10-6 (2-1)	Amber Campbell (22)	Emese Hof (14)	Amber Campbell (8)	Amber Campbell (3) Alex Sharp (3) Ariel Stephenson (3) Elisa Penna (3)	1,138
Jan. 11	#16/18 DUKE*	L	67-80	10-7 (2-2)	Elisa Penna (24)	Lexie Brown (27)	Alex Sharp (11)	Alex Sharp (5)	557
Jan. 14	NORTH CAROLINA*	L(ot)	76-79	10-8 (2-3)	Ariel Stephenson (24)	Janelle Bailey (30)	Alex Sharp (10)	Alex Sharp (6)	937
Jan. 18	#12/11 FLORIDA STATE*	L(ot)	79-81	10-9(2-4)	Ariel Stephenson (21)	Imani Wright (31)	Elisa Penna (7) Alex Sharp (7) Ona Udoh (7)	Gina Conti (4)	329
Jan. 21	at Georgia Tech*	L	67-79	10-10 (2-5)	Elisa Penna (22)	Zaire O'Neil (18)	Alex Sharp (8)	Kortni Simmons (3)	1,597
Jan. 25	NC STATE*	L	68-82	10-11 (2-6)	Alex Sharp (19)	Aislinn Konig (20)	Ariel Stephenson (6)	Amber Campbell (3) Gina Conti (3)	517
Jan. 28	at #4/4 Louisville*	L	52-89	10-12 (2-7)	Elisa Penna (20)	Asia Durr (26)	Elisa Penna (12)	Elisa Penna (2) Ariel Stephenson (2)	10,139
Feb. 1	at Boston College*	W	67-59	11-12 (3-7)	Alex Sharp (18)	Taylor Ortlepp (19)	Alex Sharp (13)	Amber Campbell (3)	1,027
Feb. 7	at #19/19 Duke*	L	51-59	11-13 (3-8)	Elisa Penna (23)	Lexie Brown (21)	Alex Sharp (10)	Amber Campbell (3)	3,243
Feb. 11	SYRACUSE*	L	61-71	11-14 (3-9)	Tyra Whitehead (14) Alex Sharp (14)	Tiana Mangakahia (26)	Tyra Whitehead (9)	Elisa Penna (5)	1,097
Feb. 15	VIRGINIA TECH*	W	73-56	12-14 (4-9)	Elisa Penna (20)	Taylor Emery (20)	Alex Sharp (11)	Gina Conti (10)	485
Feb. 18	at #25/25 NC State*	L	61-74	12-15 (4-10)	Elisa Penna (34)	Aislinn Konig (20)	Alex Sharp (9)	Amber Campbell (3)	4,501
Feb. 22	at Clemson*	W	61-55	13-15 (5-10)	Elisa Penna (17)	Kobi Thornton (17) Daniell Edwards (17)	Alex Sharp (11)	Tyra Whitehead (3)	709
Feb. 25	VIRGINIA*	L	41-48	13-16 (5-11)	Amber Campbell (13)	Dominique Toussaint (17)	Alex Sharp (8)	Alex Sharp (2)	786
Feb. 28	vs. Pittsburgh^	W	72-38	14-16 (5-11)	Alex Sharp (19)	Yacine Diop (18)	Alex Sharp (8)	Gina Conti (4)	2,810
March 1	vs. Miami^	L	60-68	14-17 (5-11)	Alex Sharp (17) Elisa Penna (17)	Erykah Davenport (16)	Alex Sharp (13)	Amber Campbell (3) Alex Sharp (3)	4,008

CAPS - home game

% - Big Ten/ACC Challenge

\* - ACC Game

^ - ACC Tournament (Greensboro, N.C.)

Rank = Associated Press / USA TODAY Coaches (at time of game)

# 2017-18 YEAR IN REVIEW

## SEASON STATISTICS

### OVERALL STATISTICS WON-LOST: 14-17 / ACC: 5-11 / HOME: 6-8 / ROAD: 7-6 / NEUTRAL: 1-1

#	Player	GP	GS	Min	Avg	FG	FGA	Pct	3FG	FGA	Pct	FT	FTA	Pct	Off	Def	Tot	Avg	PF	FO	A	TO	Blk	Stl	Pts	Avg
41	Elisa Penna	25	23	783	31.3	139	363	.383	54	151	.358	62	76	.816	22	90	112	4.5	59	1	36	51	7	31	394	15.8
2	Amber Campbell	31	30	992	32.0	122	274	.445	13	47	.277	70	88	.795	52	74	126	4.1	79	3	65	74	15	65	327	10.5
14	Alex Sharp	31	31	1030	33.2	136	323	.421	20	80	.250	34	50	.680	105	154	259	8.4	62	2	94	87	18	16	326	10.5
25	Ariel Stephenson	27	22	728	27.0	79	264	.299	34	130	.262	48	70	.686	17	48	65	2.4	56	1	58	82	2	19	240	8.9
42	Tyra Whitehead	27	7	512	19.0	86	169	.509	0	0	.000	41	68	.603	52	94	146	5.4	43	0	17	31	7	35	213	7.9
1	Destini Walker	9	7	137	15.2	21	48	.438	0	1	.000	8	13	.615	23	8	31	3.4	23	1	9	16	1	7	50	5.6
11	Ivana Raca	31	0	462	14.9	46	107	.430	15	46	.326	36	50	.720	29	52	81	2.6	32	0	31	39	8	14	143	4.6
44	Ona Udoh	31	24	471	15.2	50	92	.543	0	0	.000	23	39	.590	70	75	145	4.7	61	0	4	25	36	15	123	4.0
5	Gina Conti	31	11	577	18.6	41	132	.311	8	34	.235	10	22	.455	7	48	55	1.8	43	1	84	56	7	16	100	3.2
21	Raegyn Branch	30	0	307	10.2	34	94	.362	10	35	.286	14	24	.583	20	32	52	1.7	51	0	11	11	21	2	92	3.1
15	Kortni Simmons	15	0	152	10.1	8	29	.276	0	4	.000	6	8	.750	4	14	28	1.9	17	0	12	16	2	5	22	1.5
0	Maya Banks	20	0	99	5.0	10	17	.588	0	0	.000	2	6	.333	4	19	23	1.2	23	1	3	8	6	2	11	1.1
TM	TEAM.....														49	59	108		1			9				
	<b>Total.....</b>	31		6250		772	1912	.404	154	528	.292	354	514	.689	464	767	1231	39.7	550	10	424	505	130	227	2050	66.2
	<b>Opponents.....</b>	31		6250		725	1790	.405	169	542	.312	409	572	.715	357	746	1103	35.6	509	--	395	492	107	257	2028	65.4

SCORE BY PERIODS:	1st	2nd	3rd	4th	OT	TOTAL
Wake Forest	487	510	482	560	13	2052
Opponents	491	476	483	560	18	2028

### ACC STATISTICS WON-LOST: 5-11 / HOME: 1-7 / ROAD: 4-4

#	Player	GP	GS	Min	Avg	FG	FGA	Pct	3FG	FGA	Pct	FT	FTA	Pct	Off	Def	Tot	Avg	PF	FO	A	TO	Blk	Stl	Pts	Avg
41	Elisa Penna	16	16	545	34.1	96	245	.392	43	112	.384	38	48	.792	14	68	82	5.1	45	1	27	30	2	20	273	17.1
2	Amber Campbell	16	15	529	33.1	60	133	.451	3	15	.200	41	53	.774	23	28	51	3.2	45	2	34	41	2	32	164	10.3
14	Alex Sharp	16	16	554	34.6	69	173	.399	13	45	.289	12	21	.571	57	80	137	8.6	28	1	39	53	8	11	163	10.2
25	Ariel Stephenson	12	9	314	26.2	39	118	.331	16	52	.308	24	37	.649	7	16	23	1.9	30	1	19	38	2	6	118	9.8
42	Tyra Whitehead	12	0	216	18.0	32	64	.500	0	0	.000	9	22	.409	21	37	58	4.8	23	0	6	11	4	14	73	6.1
11	Ivana Raca	16	0	254	15.9	28	63	.444	11	27	.407	19	30	.633	14	26	40	2.5	17	0	14	19	5	9	86	5.4
44	Ona Udoh	16	16	267	16.7	25	45	.556	0	0	.000	8	14	.571	29	39	68	4.3	37	0	1	13	18	8	58	3.6
21	Raegyn Branch	15	0	149	9.9	15	49	.319	4	16	.250	8	14	.571	10	11	21	1.4	26	0	3	3	5	1	42	2.8
5	Gina Conti	16	8	254	15.9	9	46	.196	1	12	.083	2	4	.500	1	14	15	0.9	16	0	39	29	1	9	21	1.3
15	Kortni Simmons	13	0	131	10.1	7	28	.250	0	4	.000	2	4	.500	12	12	24	1.8	17	0	12	13	2	4	16	1.2
0	Maya Banks	8	0	36	4.5	1	2	.500	0	0	.000	0	0	.000	2	5	7	0.9	7	0	2	3	2	1	2	0.3
1	Destini Walker	1	0	1	1.0	0	0	.000	0	0	.000	0	0	.000	0	0	0	0.0	1	0	0	0	0	0	0	0.0
TM	TEAM.....														32	23	55		1			5				
	<b>Total.....</b>	16		3250		381	964	.395	91	283	.322	163	247	.660	222	359	581	36.3	293	5	196	258	51	115	1016	63.5
	<b>Opponents.....</b>	16		3250		389	901	.432	95	288	.330	234	319	.734	180	397	577	36.1	247	--	223	242	55	134	1107	69.2

SCORE BY PERIODS:	1st	2nd	3rd	4th	OT	TOTAL
Wake Forest	241	215	244	288	18	1006
Opponents	269	277	309	287	16	1158

### NONCONFERENCE STATISTICS WON-LOST: 9-6 / HOME: 5-1 / ROAD: 3-2 / NEUTRAL: 1-3

#	Player	GP	GS	Min	Avg	FG	FGA	Pct	3FG	FGA	Pct	FT	FTA	Pct	Off	Def	Tot	Avg	PF	FO	A	TO	Blk	Stl	Pts	Avg
41	Elisa Penna	9	7	238	26.4	43	118	.364	11	39	.282	24	28	.857	8	22	30	3.3	14	0	9	21	5	11	121	13.4
2	Amber Campbell	15	15	463	30.9	62	141	.440	10	32	.313	29	35	.829	29	46	75	5.0	34	1	31	33	13	33	163	10.9
14	Alex Sharp	15	15	476	31.7	67	150	.447	7	35	.200	22	29	.759	48	74	122	8.1	34	1	55	34	10	5	163	10.9
42	Tyra Whitehead	15	7	296	19.7	54	105	.514	0	0	.000	32	46	.696	31	57	88	5.9	20	0	11	20	3	21	140	9.3
25	Ariel Stephenson	15	13	414	27.6	40	146	.274	18	78	.231	24	33	.727	10	32	42	2.8	26	0	39	44	0	13	122	8.1
1	Destini Walker	8	7	136	17.0	21	48	.438	0	1	.000	8	13	.615	23	8	31	3.9	22	1	9	16	1	7	50	6.3
5	Gina Conti	15	3	323	21.5	32	86	.372	7	22	.318	8	18	.444	6	34	40	2.7	27	1	45	27	6	7	79	5.3
44	Ona Udoh	15	8	204	13.6	25	47	.532	0	0	.000	15	25	.600	41	36	77	5.1	24	0	3	12	18	7	65	4.3
11	Ivana Raca	15	0	208	13.9	18	44	.409	4	19	.211	17	20	.850	15	26	41	2.7	15	0	17	20	3	5	57	3.8
21	Raegyn Branch	15	0	158	10.5	19	47	.404	6	19	.316	6	10	.600	10	21	31	2.1	25	0	8	8	16	1	50	3.3
15	Kortni Simmons	2	0	21	10.5	1	1	1.00	0	0	.000	4	4	1.00	2	2	4	2.0	0	0	0	3	0	1	6	3.0
0	Maya Banks	12	0	63	5.3	9	15	.600	0	0	.000	2	6	.333	2	14	16	1.3	16	1	1	5	4	1	20	1.7
	Team														17	36	53					4				
	<b>Total.....</b>	15		3000		391	948	.412	63	245	.257	191	267	.715	242	408	650	43.3	257	5	228	247	79	112	1036	69.1
	<b>Opponents.....</b>	15		3000		336	899	.378	74	254	.281	175	253	.692	177	349	526	35.1	262	--	172	250	52	123	921	61.4

SCORE BY PERIODS:	1st	2nd	3rd	4th	TOTAL
Wake Forest	256	245	262	273	1036
Opponents	244	222	199	256	921

# 2017-18 YEAR IN REVIEW

## INDIVIDUAL SUPERLATIVES

INDIVIDUAL	WAKE FOREST	OPPONENT
Points scored	34, Elisa Penna at NC State (2/18/18)	31, Imani Wright vs. Florida State (1/18/18)
Total rebounds	15, Ona Udoh vs. Elon (12/2/17) 15, Alex Sharp vs. Hofstra (11/26/17)	19, Janelle Bailey vs. North Carolina (1/14/18)
Field goals	11, Elisa Penna at NC State (2/18/18)	12, Janelle Bailey vs. North Carolina (1/14/18)
Field goal attempts	21, Elisa Penna vs. North Carolina (1/14/18)	21, Shakayla Thomas vs. Florida State (1/18/18) 21, Yacine Diop at Pittsburgh (1/4/18)
Field goal percentage (min. 5 made)	1.000 (6-6), Tyra Whitehead vs. Syracuse (2/11/18)	.875 (7-8), Bionca Dunham at Louisville (1/28/18)
3-Point field goals	9, Elisa Penna at NC State (2/18/18)	9, Imani Wright vs. Florida State (1/18/18)
3-Point field goal attempts	14, Ariel Stephenson vs. Minnesota (11/25/17)	17, Imani Wright vs. Florida State (1/18/18)
3-Point FG percentage	1.000 (2-2), Ivana Raca vs. Virginia (2/2/18) 1.000 (2-2), Ivana Raca at Col. of Charleston (12/21/17)	1.000 (2-2), LaPresha Stanley vs. Appalachian State (12/7/17)
Free throws	8, Tyra Whitehead vs. Appalachian State (12/7/17) 8, Ariel Stephenson at Rutgers (11/19/17)	13, Jamie Cherry vs. North Carolina (1/14/18)
Free throw attempts	10, Tyra Whitehead vs. Appalachian State (12/7/17) 10, Ariel Stephenson at Rutgers (11/19/17)	14, Jamie Cherry vs. North Carolina (1/14/18)
Free throw percentage (min. 6 made)	1.000 (7-7), Elisa Penna vs. North Carolina (1/14/18) 1.000 (7-7), Elisa Penna vs. Charlotte (12/18/17)	1.000 (8-8), Gadiva Hubbard vs. Minnesota (11/25/17)
Assists	10, Gina Conti vs. Virginia Tech (2/15/18)	10, Laia Raventos vs. Charlotte (12/18/17)
Steals	7, Amber Campbell at Miami (1/7/18)	5, Erykah Davenport vs. Miami (3/1/18) 5, Danielle Edwards at Clemson (2/22/18) 5, Kaila Ealey vs. NC State (1/25/18)
Turnovers	7, Gina Conti at Louisville (1/28/18)	7, Kailey Ealey at NC State (2/18/18) 7, Shiclasia Brown at Col. of Charleston (12/21/17) 7, Donnaizha Fountain vs. Seton Hall (11/12/17) 7, Joyce Kennerson vs. Texas Southern (11/10/17)
Blocked Shots	5, Ona Udoh vs. Elon (12/2/17)	4, Kobi Thornton at Clemson (2/22/18) 4, Akela Maize at NC State (2/18/18) 4, Janelle Bailey vs. North Carolina (1/14/18) 4, Emese Hof at Miami (1/7/18)

TEAM	WF HIGH	WF LOW	OPP HIGH	OPP LOW
Points scored	92 vs. MD Eastern Shore (12/9/17)	41 vs. Virginia (2/25/18)	96 vs. Notre Dame (12/31/17)	38 vs. Pittsburgh (2/28/18)
Victory margin	42 vs. MD Eastern Shore (12/9/17)	2 vs. Elon (12/2/17) 2 vs. Charlotte (12/18/17)	23 vs. Notre Dame (12/31/17)	2 vs. Florida State (1/18/18)
Field goals	35 vs. MD Eastern Shore (12/9/17) 35 at Richmond (11/15/17)	17 at Rutgers (11/19/17) 17 at Duke (2/7/18) 17 vs. Virginia (2/25/18)	34 vs. Notre Dame (12/31/17)	15 at Col. of Charleston (12/21/17) 15 vs. Pittsburgh (2/28/18)
Field goal attempts	78 vs. North Carolina (1/14/18)	49 at Pittsburgh (1/4/18)	74 at Richmond (11/15/17)	45 vs. Virginia (2/25/18)
Field goal percentage	.515 (35-68) vs. MD Eastern Shore (12/9/17)	.298 (17-57) at Duke (2/7/18)	.557 (34-61) vs. Notre Dame (12/31/17)	.273 (15-55) at Col. of Charleston (12/21/17)
*Single-half FG %	.571 (1st half) at Xavier (12/4/17)	.219 (1st half) at Penn State (11/30/17)	.583 (2nd half) vs. Virginia (2/15/18)	18.1 (1st half) at Penn State (11/30/17)
3-Point field goals	11 at NC State (2/18/18)	2 vs. Seton Hall (11/12/17) 2 vs. Hofstra (11/26/17) 2 at Penn State (11/30/17)	10 at Boston College (2/1/18) 10 vs. Florida State (1/18/18) 10 vs. Minnesota (11/25/17)	2, 5 times
3-Point FG attempts	28 vs. Duke (1/11/18)	11 at Xavier (12/4/17) 11 vs. Virginia (2/25/18)	26 at Rutgers (11/19/17)	6 vs. Appalachian State (12/7/17)
3-Point FG percentage	.500 (11-22) at NC State (2/18/18)	.125 (2-16) at Penn State (11/30/17)	.500 (9-18) at Louisville (1/28/18) .500 (9-18) vs. Duke (1/11/18)	.095 (2-21) at Penn State (11/30/17)
Free throws	19 at Clemson (2/22/18)	1 vs. Virginia Tech (2/15/18)	28 at Penn State (11/30/17)	1 at Xavier (12/4/17)
Free throw attempts	27 at Clemson (2/22/18)	2 vs. Virginia Tech (2/15/18)	33 at Georgia Tech (1/21/18) 33 at Penn State (11/30/17) 33 vs. Minnesota (11/25/17)	5 at Xavier (12/4/17)
Free throw percentage	1.000 (9-9) vs. Miami (3/1/18)	.364 (4-11) vs. Syracuse (2/11/18)	.950 (19-20) vs. Duke (1/11/18)	.200 (1-5) at Xavier (12/4/17)
Total rebounds	55 at Richmond (11/15/17)	27 vs. Virginia (2/25/18)	50 vs. Elon (12/2/17)	22 at Boston College (2/1/18)
Rebound margin	+28 vs. Appalachian State (12/7/17)	-16 vs. Notre Dame (12/31/17)	+16 vs. Notre Dame (12/31/17)	-28 vs. Appalachian State (12/7/17)
Personal fouls	31 at Penn State (11/30/17)	8 at Xavier (12/4/17)	22 at Louisville (1/28/18) 22 vs. Appalachian State (12/7/17)	7 vs. Virginia Tech (2/15/18)
Assists	21 vs. MD Eastern Shore (12/9/14) 21 at Richmond (11/15/17)	6 vs. Elon (12/2/17)	21 vs. Notre Dame (12/31/17)	6 at Penn State (11/30/17)
Turnovers	24 at Rutgers (11/19/17)	10 vs. MD Eastern Shore (12/9/17)	24 at Miami (1/7/18)	9 vs. Syracuse (2/11/18)
Blocked shots	12 vs. Appalachian State (12/7/17)	1 at NC State (2/18/18)	8 at Rutgers (11/19/17)	0, four times
Steals	14 at Miami (1/7/18)	3 at Richmond (11/15/17)	14 vs. Syracuse (2/11/18)	2 vs. Virginia (2/25/18)
Double-figure scorers	5 vs. Minnesota (11/25/17)	1, 5 times	5 at Georgia Tech (1/21/18)	1 at Richmond (11/19/17) 1 at Col. of Charleston (12/21/17) 1 at Pittsburgh (1/4/18)
Players to score	10, 5 times	5, vs. Duke (1/11/18) 5, at Duke (2/7/18)	12 at Rutgers (11/19/17)	5 at Pittsburgh (1/4/18)

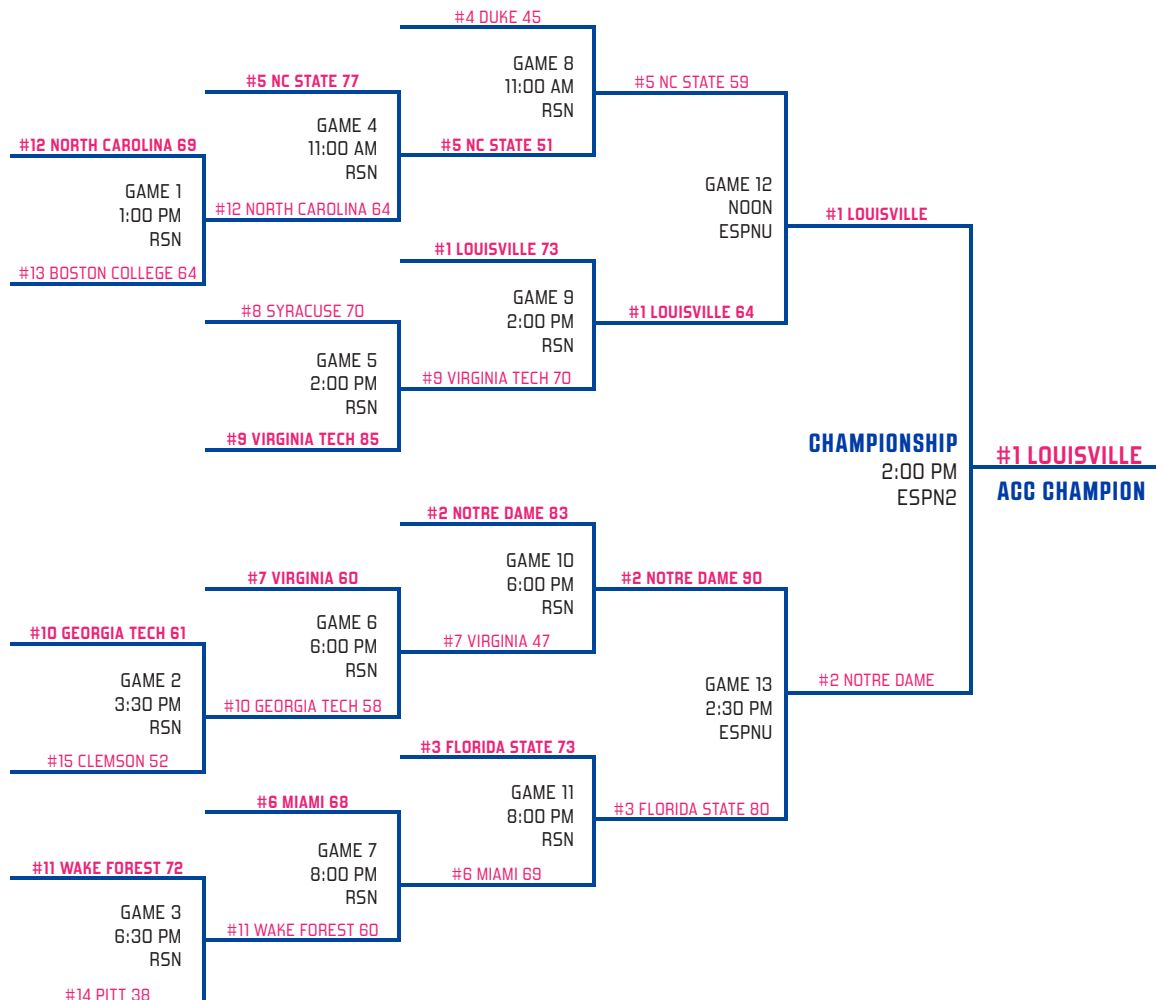
\* Does not include overtime periods

# 2017-18 YEAR IN REVIEW

## ATLANTIC COAST CONFERENCE STANDINGS

TEAM	ACC			OVERALL			HM	RD	NEU	STRK
	W	L	PCT	W	L	PCT				
Louisville	15	1	.938	36	3	.923	18-1	13-1	5-1	L1
Notre Dame	15	1	.938	35	3	.921	15-0	11-2	9-1	W6
Florida State	12	4	.750	26	7	.788	14-1	11-4	1-2	L1
NC State	11	5	.688	26	9	.743	16-2	7-4	3-3	L1
Duke	11	5	.688	24	9	.727	16-1	7-6	1-2	L1
Syracuse	10	6	.625	22	9	.710	13-2	6-4	3-3	L2
Miami	10	6	.625	21	11	.656	13-5	5-4	3-2	L2
Virginia	10	6	.625	19	14	.576	10-6	5-7	4-1	L1
Virginia Tech	6	10	.375	23	14	.622	15-4	6-7	2-3	L1
Georgia Tech	6	10	.375	20	14	.588	15-3	3-9	2-2	L1
<b>Wake Forest</b>	<b>5</b>	<b>11</b>	<b>.312</b>	<b>14</b>	<b>17</b>	<b>.452</b>	<b>6-8</b>	<b>7-6</b>	<b>1-3</b>	<b>L1</b>
North Carolina	4	12	.250	15	16	.484	11-8	1-7	3-1	L1
Pitt	2	14	.125	10	20	.333	8-10	2-9	0-1	L7
Boston College	2	14	.125	7	23	.233	6-9	1-13	0-1	L5
Clemson	1	15	.062	11	19	.367	7-8	3-8	1-3	L11

## 2018 ACC WOMEN'S BASKETBALL TOURNAMENT GREENSBORO, N.C. | MARCH 1-5



# 2017-18 YEAR IN REVIEW

## GAME-BY-GAME STATISTICS

### WAKE FOREST GAME-BY-GAME STATISTICS

Opponent	Date	Score	W/L	FG			3-PTRS			FT			REBOUNDS				PF	A	TO	Blk	Stl	Pts	Avg
				F	A	Pct	F	A	Pct	F	A	Pct	Off	Def	Tot	Avg							
TEXAS SOUTHERN	11/10/17	73-56	W	27	54	.500	3	18	.167	16	22	.727	17	25	42	42.0	24	20	23	7	11	73	73.0
SETON HALL	11/12/17	57-67	L	22	61	.361	2	12	.167	11	18	.611	16	25	41	41.5	16	11	23	4	5	57	65.0
at Richmond	11/15/17	85-81	W	35	77	.455	7	19	.368	8	14	.571	25	30	55	46.0	12	21	17	3	3	85	71.7
at Rutgers	11/19/17	51-65	L	17	55	.309	4	18	.222	13	20	.650	17	29	46	46.0	11	8	24	4	6	51	66.5
vs. Minnesota	11/25/17	81-93	L	28	67	.418	10	26	.385	15	19	.789	13	25	38	44.4	23	18	14	2	5	81	69.4
vs. Hofstra	11/26/17	66-69	L	26	71	.366	2	12	.167	12	18	.667	23	25	48	45.0	20	14	14	3	10	66	68.8
at Penn State	11/30/17	58-68	L	21	66	.318	25	16	.125	14	19	.737	15	30	45	45.0	31	16	20	5	5	58	67.3
ELON	12/2/17	53-51	W	20	55	.364	3	13	.231	10	19	.526	10	31	41	44.5	12	6	16	8	4	53	65.5
at Xavier	12/4/17	62-57	W	24	55	.436	4	11	.364	10	13	.769	12	27	39	43.9	8	13	16	5	9	62	65.1
APPALACHIAN STATE	12/7/17	78-49	W	30	69	.435	3	14	.214	15	17	.882	22	30	52	44.7	27	15	12	12	5	78	66.4
MD EASTERN SHORE	12/9/17	92-50	W	35	68	.515	6	14	.429	16	26	.615	17	30	47	44.9	13	21	10	11	11	92	68.7
CHARLOTTE	12/18/17	71-69	W	27	67	.403	3	15	.200	14	20	.700	15	19	34	44.0	14	19	11	2	12	71	68.9
at College of Charleston	12/21/17	77-41	W	28	65	.431	5	19	.263	16	18	.889	15	31	46	44.2	19	19	15	6	9	77	69.5
NOTRE DAME	12/31/17	73-96	L	28	67	.418	4	15	.267	13	20	.650	11	17	28	43.0	19	13	13	3	8	73	68.8
at Pittsburgh	1/4/18	58-49	W	18	49	.367	7	15	.467	15	22	.682	10	27	37	42.6	10	11	17	5	4	58	69.0
at Miami	1/7/18	61-50	W	24	68	.353	3	19	.158	10	14	.714	22	19	41	42.5	14	14	12	4	14	61	68.5
DUKE	1/11/18	67-80	L	25	68	.368	7	28	.250	10	14	.714	20	17	37	42.2	18	13	13	2	6	67	68.4
NORTH CAROLINA	1/14/18	76-79	L(OT)	28	78	.359	7	22	.318	13	19	.684	18	24	42	42.2	20	15	12	4	10	76	68.8
FLORIDA STATE	1/18/18	79-81	L(OT)	30	62	.484	8	19	.421	11	21	.524	9	26	35	41.8	22	20	17	5	9	79	69.4
at Georgia Tech	1/21/18	67-79	L	24	60	.400	6	20	.300	13	19	.684	13	17	30	41.2	24	13	22	2	7	67	69.2
NC STATE	1/25/18	68-82	L	26	58	.448	7	18	.389	9	15	.600	8	23	31	40.7	27	11	15	2	5	68	69.2
at Louisville	1/28/18	52-89	L	18	56	.321	3	16	.188	13	16	.813	13	23	36	40.5	22	8	22	4	4	52	68.4
at Boston College	2/1/18	67-59	W	25	59	.424	6	15	.400	11	16	.688	19	28	47	40.8	16	9	16	3	4	67	68.3
at Duke	2/7/18	51-59	L	17	57	.298	6	19	.316	11	15	.733	15	22	37	40.6	16	7	12	3	6	51	67.6
SYRACUSE	2/11/18	61-71	L	26	54	.481	5	15	.333	4	11	.364	9	31	40	40.6	21	12	22	4	4	61	67.4
VIRGINIA TECH	2/15/18	73-56	W	34	67	.507	4	14	.286	1	2	.500	16	22	38	40.5	11	20	12	3	11	73	67.6
at NC STATE	2/18/18	61-74	L	22	56	.393	11	22	.500	6	8	.750	16	18	34	40.3	24	10	20	1	6	61	67.3
at Clemson	2/22/18	61-55	W	19	51	.373	4	15	.267	19	27	.704	15	26	41	40.3	12	12	20	2	9	61	67.1
VIRGINIA	2/25/18	41-48	L	17	54	.315	3	11	.273	4	8	.500	8	19	27	39.8	17	8	13	4	8	41	66.2
vs. Pittsburgh	2/28/18	72-38	W	28	56	.500	4	13	.308	12	15	.800	9	30	39	39.8	9	14	11	3	9	72	66.4
vs. Miami	3/1/18	60-68	L	23	62	.371	5	25	.200	9	9	1.00	16	21	37	39.7	18	13	21	4	8	60	66.2
<b>Wake Forest</b>		<b>2052</b>		<b>772</b>	<b>1912</b>	<b>.404</b>	<b>154</b>	<b>528</b>	<b>.292</b>	<b>354</b>	<b>514</b>	<b>.689</b>	<b>464</b>	<b>767</b>	<b>1231</b>	<b>39.7</b>	<b>550</b>	<b>424</b>	<b>505</b>	<b>130</b>	<b>227</b>	<b>2052</b>	<b>66.2</b>
<b>Opponents</b>		<b>2028</b>		<b>725</b>	<b>1790</b>	<b>.405</b>	<b>169</b>	<b>542</b>	<b>.312</b>	<b>409</b>	<b>572</b>	<b>.715</b>	<b>357</b>	<b>746</b>	<b>1103</b>	<b>35.6</b>	<b>506</b>	<b>395</b>	<b>492</b>	<b>107</b>	<b>257</b>	<b>2028</b>	<b>65.4</b>

### OPPONENT GAME-BY-GAME STATISTICS

Opponent	Date	Score	W/L	FG			3-PTRS			FT			REBOUNDS				PF	A	TO	Blk	Stl	Pts	Avg
				F	A	Pct	F	A	Pct	F	A	Pct	Off	Def	Tot	Avg							
TEXAS SOUTHERN	11/10/17	73-56	W	16	53	.302	4	15	.267	20	26	.769	13	13	26	26.0	20	7	21	5	8	56	56.0
SETON HALL	11/12/17	57-67	L	24	59	.407	5	15	.333	14	17	.824	12	26	38	32.0	21	10	20	4	11	67	61.5
at Richmond	11/15/17	85-81	W	32	74	.432	9	23	.391	8	9	.889	13	19	32	32.0	19	16	11	4	11	81	68.0
at Rutgers	11/19/17	51-65	L	26	64	.406	7	26	.269	6	12	.500	12	23	35	32.8	20	19	16	8	13	65	67.2
vs. Minnesota	11/25/17	81-93	L	29	61	.475	10	23	.435	25	33	.758	11	30	471	34.4	14	17	12	1	7	93	42.4
vs. Hofstra	11/26/17	66-69	L	26	57	.404	3	15	.200	20	27	.741	13	25	38	35.0	14	9	13	0	6	69	71.8
at Penn State	11/30/17	58-68	L	19	66	.288	2	21	.095	28	33	.848	15	33	48	36.9	18	6	16	5	9	68	71.3
ELON	12/2/17	53-51	W	21	71	.296	4	17	.235	5	7	.714	21	29	50	38.5	16	8	15	4	11	51	68.8
at Xavier	12/4/17	62-57	W	24	61	.393	8	23	.348	1	5	.200	12	21	33	37.9	13	16	15	7	5	57	67.4
APPALACHIAN STATE	12/7/17	78-49	W	18	49	.367	2	6	.333	11	23	.478	7	17	24	36.5	22	10	14	0	3	49	65.6
MD EASTERN SHORE	12/9/17	92-50	W	19	56	.339	5	15	.333	3	9	.333	12	29	41	36.2	16	17	20	0	8	69	64.6
CHARLOTTE	12/18/17	71-69	W	31	59	.525	4	11	.364	8	14	.571	11	22	33	36.0	20	9	22	4	7	40	62.7
at College of Charleston	12/21/17	77-41	W	15	55	.273	2	13	.154	8	14	.571	11	22	33	36.0	20	9	22	4	7	40	62.7
NOTRE DAME	12/31/17	73-96	L	34	61	.557	6	12	.500	22	27	.815	12	32	44	36.6	14	21	14	4	6	96	65.1
at Pittsburgh	1/4/18	58-49	W	20	59	.339	4	21	.190	5	7	.714	12	23	35	36.5	18	14	18	6	12	49	64.0
at Miami	1/7/18	61-50	W	22	48	.458	2	11	.182	4	6	.667	8	25	33	36.2	17	9	24	5	5	50	63.1
DUKE	1/11/18	67-80	L	26	50	.520	9	18	.500	19	20	.950	7	26	33	36.1	21	14	15	7	8	80	64.1
NORTH CAROLINA	1/14/18	76-79	L(OT)	26	64	.406	6	22	.273	21	26	.808	13	34	47	36.7	17	18	16	4	7	79	64.9
FLORIDA STATE	1/18/18	79-81	L(OT)	27	67	.403	10	25	.400	17	26	.654	18	28	46	37.2	14	19	14	0	7	81	65.8
at Georgia Tech	1/21/18	67-79	L	25	55	.455	6	17	.353	23	33	.697	16	23	39	37.2	21	17	20	3	13	79	66.4
NC STATE	1/25/18	68-82	L	27	57	.474	9	23	.391	19	32	.594	15	26	41	37.4	18	16	15	1	8	82	67.2
at Louisville	1/28/18	52-89	L	30	63	.476	9	18	.500	20	23	.870	11	26	37	37.4	22	18	10	1	13	89	68.2
at Boston College	2/1/18	67-59	W	20	50	.400	10	22	.455	9	14	.643	5	17	22	36.7	15	13	12	2	3	59	67.8
at Duke	2/7/18	51-59	L	21	49	.429	3	11	.273	14	21	.667	7	28	35	36.7	8	11	11	4	9	59	67.4
SYRACUSE	2/11/18	61-71	L	26	65	.400	5	23	.217	14	21	.667	11	24	35	36.6	12	11	9	3	14	71	67.6
VIRGINIA TECH	2/15/18	73-56	W	23	56	.411	4	20	.200	6	8	.750	12	18	30	36.3	7	7	17	3	6	56	67.1
at NC STATE	2/18/18	61-74	L	25	51	.490	7	18	.389	17	26	.654	12	18	30	36.1	9	14	13	6	8	74	67.4
at Clemson	2/22/18	61-55	W	21	61	.344	2	14	.143	11	15	.733	15	21	36	36.1	20	12	16	5	13	55	66.9
VIRGINIA	2/25/18	41-48	L	16	45	.356	3																

# WF WAKE FOREST BASKETBALL

## 2017-18 YEAR IN REVIEW

### GAME-BY-GAME BOX SCORES



**GAME 1**  
**NOVEMBER 10, 2017**  
**TEXAS SOUTHERN 56**  
**WAKE FOREST 73**  
*LJVM Coliseum*  
*Winston-Salem, N.C.*

WF Official Basketball Box Score - Game Totals - Final Statistics  
**Texas Southern vs Wake Forest**  
 11/10/17 7:00 PM at Winston-Salem, N.C. (LJVM Coliseum)

**Texas Southern 56 • 0-1**

Player	Total	3-Pr	Rebounds	PF	TP	A	T	Bk	Stl	Min	
FG-FGA	FG-FGA	FT-FTA	Off Def Tot	PF	TP	A	T	Bk	Stl	Min	
22 Breesha McCLATHRY	1-11	0-0	0-0	0	0	4	2	0	3	1	23
05 Catherine OKWILGWE	0-1	0-0	2-2	2	1	3	2	0	0	0	15
09 JOYCE KENNERSON	2-8	1-2	6-7	3	3	1	1	4	7	0	34
20 Kaitlyn PALMER	5-13	1-1	0-0	1	2	3	13	2	1	0	27
23 Niya MITCHELL	3-5	0-0	5-8	3	6	4	11	0	5	2	28
02 Camille MILLS	1-6	0-0	1-1	2	2	1	3	1	1	0	22
21 Makenna POUENGUE	0-0	0-0	0-0	0	0	1	0	0	0	0	3
24 Artavia FORD	2-11	0-0	4-4	3	1	4	8	0	2	0	25
23 Nycelle SMITH	0-0	0-0	0-0	0	0	0	0	0	0	0	2
35 Isis LANE	2-7	0-0	0-1	1	1	6	1	0	0	0	15
44 Taylor ROBINSON	0-2	0-0	0-0	0	0	0	0	0	1	0	6
Team			1	3	4						
Totals	16-53	4-15	120-26	13	26	20	56	7	21	5	200

1st FG %: 41.4 28.5% 2nd: 31.3 21.1% 3rd: 51.3 38.5% 4th: 41.3 30.8% 5th: 16.5 32.2% Deadball Rebounds: 4

3FG %: 5.5 20.0% 4th: 35.0% 5th: 12.5% 6th: 16.7% 7th: 12.5% 8th: 12.5%

FT %: 3.3 100.0% 3-PT %: 6.7 66.7%

**Wake Forest 73 • 1-0**

Player	Total	3-Pr	Rebounds	PF	TP	A	T	Bk	Stl	Min	
FG-FGA	FG-FGA	FT-FTA	Off Def Tot	PF	TP	A	T	Bk	Stl	Min	
01 Destini Walker	1-1	0-0	1-2	2	1	3	5	1	3	0	12
02 Tyra Whitehead	9-10	1-1	4-5	1	23	1	2	2	3	23	
02 Amber Campbell	5-11	1-4	1-4	2	6	2	12	1	5	1	26
14 Alex Sharp	2-4	0-2	1-3	4	3	5	2	2	1	0	24
25 Ariel Stephenson	2-8	1-5	2-2	1	1	2	5	6	4	0	30
09 Maya Banks	2-2	0-0	0-0	4	4	5	0	0	1	0	8
05 Gina Conti	2-6	0-2	0-2	2	2	4	4	1	2	1	24
11 Ivana Raca	2-4	0-1	6-6	1	4	5	2	10	2	3	24
21 Raegyn Branch	2-4	0-0	0-0	4	4	5	0	0	1	0	13
44 Ona Udoh	2-2	0-0	2-2	4	4	1	1	1	0	1	16
Team			1	5	6						
Totals	32-74	9-23	44-52	25	42	74	23	4	20	7	200

1st FG %: 15.9 33.3% 2nd: 9.5 48.0% 3rd: 41.5 66.2% 4th: 34.0 77.6% 5th: 23.4 50.0% Deadball Rebounds: 3

3FG %: 4.3 20.0% 4th: 18.2% 5th: 16.7% 6th: 16.7% 7th: 12.5% 8th: 12.5%

FT %: 7.8 100.0%

Officials: Jennifer Rezac, Felicia Young, Roy Jackson  
 Technical fouls: Texas Southern-None, Wake Forest-None.  
 Attendance: 583

**Score by periods**

Team	1st	2nd	3rd	4th	Total
Texas Southern	12	17	17	7	56
Wake Forest	27	18	16	7	73

Last FG - TSU 4th-02:13, WF 4th-00:58.  
 Largest lead - TSU by 21 at 08:26, WF by 25 at 05:44.  
 TSU led for 00:19, WF led for 37:20. Game was tied for 02:21.

Score tied - 1 time.  
 Lead changed - 1 time.



**GAME 2**  
**NOVEMBER 12, 2017**  
**SETON HALL 67**  
**WAKE FOREST 57**  
*LJVM Coliseum*  
*Winston-Salem, N.C.*

WF Official Basketball Box Score - Game Totals - Final Statistics  
**Seton Hall vs Wake Forest**  
 11/12/17 2:00 PM at Winston-Salem, N.C.

**Seton Hall 67 • 2-0**

Player	Total	3-Pr	Rebounds	PF	TP	A	T	Bk	Stl	Min	
FG-FGA	FG-FGA	FT-FTA	Off Def Tot	PF	TP	A	T	Bk	Stl	Min	
23 BROWN, Taylor	4-7	1-1	2-3	2	2	4	4	1	1	0	18
24 SAMUELS, Shaden	2-3	0-1	0-0	0	4	4	3	4	1	2	30
00 JACKSON, JaQuan	1-5	0-2	2-2	2	2	0	4	1	1	0	19
21 JIMENEZ, Nicole	1-1	1-1	0-0	0	0	1	3	0	1	0	11
33 FOUNTAIN, Donnaiha	6-17	3-7	3-4	2	11	13	2	18	1	7	31
01 HILLAIRE, Kaela	3-11	0-2	5-6	0	1	1	3	1	5	3	24
05 BUTINA, Inja	3-5	0-0	2-2	0	1	4	8	3	3	2	29
15 WINTERS, Deja	3-3	0-1	0-0	1	0	1	0	0	0	0	8
20 EVANS, Kimi	4-5	0-0	0-0	2	2	2	8	0	1	0	20
31 JONES-PACK, Jayla	0-1	0-0	0-0	1	2	1	0	1	0	0	5
44 PHLOVY, Selena	0-1	0-0	0-0	1	2	1	0	1	0	0	5
Team			3	5	10						
Totals	22-61	5-15	14-17	12	26	38	21	67	10	20	411

1st FG %: 9.1 56.3% 2nd: 7.16 49.8% 3rd: 6.16 37.5% 4th: 2.11 18.2% 5th: 24.9 60.7% Deadball Rebounds: 4

3FG %: 1.5 100.0% 4th: 0.0% 5th: 0.0% 6th: 0.0% 7th: 0.0% 8th: 0.0%

FT %: 11.0 100.0%

**Wake Forest 57 • 1-1**

Player	Total	3-Pr	Rebounds	PF	TP	A	T	Bk	Stl	Min	
FG-FGA	FG-FGA	FT-FTA	Off Def Tot	PF	TP	A	T	Bk	Stl	Min	
01 Destini Walker	1-4	0-0	2-3	1	3	4	0	0	0	0	16
02 Tyra Whitehead	6-13	0-0	4-5	1	23	1	2	2	3	0	23
02 Amber Campbell	6-13	4-4	4-4	0	1	1	17	1	4	2	36
14 Alex Sharp	6-15	1-3	0-1	4	5	9	13	3	5	1	38
25 Ariel Stephenson	2-5	0-3	0-0	1	2	3	0	5	0	2	24
09 Gina Conti	1-5	0-1	0-0	0	1	1	2	0	0	1	13
11 Ivana Raca	0-4	0-1	5-6	4	3	7	9	3	4	1	28
21 Raegyn Branch	0-0	0-0	0-0	0	1	1	0	0	0	0	3
44 Ona Udoh	0-2	0-0	0-0	0	2	4	0	0	0	0	7
Team			2	2	4						
Totals	22-61	2-12	14-17	16	25	41	16	57	11	23	4

1st FG %: 10.9 32.6% 2nd: 4.11 36.4% 3rd: 41.3 38.8% 4th: 6.18 32.2% 5th: 22.4 56.1% Deadball Rebounds: 4

3FG %: 1.5 100.0% 4th: 0.0% 5th: 0.0% 6th: 0.0% 7th: 0.0% 8th: 0.0%

FT %: 11.0 100.0%

Officials: De Kattner, Angela Lewis, Talisa Green  
 Technical fouls: Wake Forest-None, Wake Forest-None.  
 Attendance: 497

**Score by periods**

Team	1st	2nd	3rd	4th	Total
Seton Hall	23	18	14	12	67
Wake Forest	21	15	12	9	57

Last FG - SHU 4th-02:42, WF 4th-02:16.  
 Largest lead - SHU by 10 at 00:28, WF by 1 at 08:35.  
 SHU led for 36:17, WF led for 01:10. Game was tied for 02:33.

Score tied - 4 times.  
 Lead changed - 6 times.



**GAME 3**  
**NOVEMBER 15, 2017**  
**WAKE FOREST 85**  
**RICHMOND 81**  
*Robins Center*  
*Richmond, Va.*

WF Official Basketball Box Score - Game Totals - Final Statistics  
**Wake Forest vs Richmond**  
 11/15/17 7:00 PM at Robins Center - University of Richmond

**Wake Forest 85 • 1-1**

Player	Total	3-Pr	Rebounds	PF	TP	A	T	Bk	Stl	Min	
FG-FGA	FG-FGA	FT-FTA	Off Def Tot	PF	TP	A	T	Bk	Stl	Min	
01 Destini Walker	5-10	0-1	2-2	6	0	6	2	12	0	3	0
02 Tyra Whitehead	2-4	0-0	0-0	0	3	0	4	1	2	0	19
02 Amber Campbell	6-19	2-3	1-1	3	7	10	1	19	4	1	38
14 Alex Sharp	6-9	1-2	1-3	6	3	9	3	14	8	2	34
25 Ariel Stephenson	6-10	0-5	0-2	0	5	1	2	4	2	0	23
09 Maya Banks	0-0	0-0	1-2	0	1	1	0	1	0	0	4
05 Gina Conti	7-10	3-4	2-2	1	1	2	3	19	2	0	21
11 Ivana Raca	3-3	0-1	0-0	2	2	4	0	1	1	0	10
21 Raegyn Branch	0-7	1-3	1-2	3	1	4	2	8	1	1	17
44 Ona Udoh	3-5	0-0	2-4	6	0	1	0	1	0	1	10
Team			3	3	4						
Totals	35-77	7-19	8-14	25	30	55	12	85	21	17	3

1st FG %: 10-22 45.5% 2nd: 10-19 52.6% 3rd: 6-12 50.0% 4th: 4-15 26.7% 5th: 35-77 45.5% Deadball Rebounds: 2

3FG %: 0.0 0.0% 4th: 33.3% 5th: 40.0% 6th: 0.0% 7th: 0.0% 8th: 0.0%

FT %: 5.0 66.7%

**Richmond 81 • 2-1**

Player	Total	3-Pr	Rebounds	PF	TP	A	T	Bk	Stl	Min	
FG-FGA	FG-FGA	FT-FTA	Off Def Tot	PF	TP	A	T	Bk	Stl	Min	
15 WIKE, Karleigh	1-6	0-0	2-2	1	3	4	1	4	0	2	0
33 DUGGAN, Amy	1-4	0-3	0-0	1	3	4	1	2	0	2	0
02 WALKER, Kylie	1-3	1-1	0-0	1	3	1	5	2	0	3	20
11 PARSON, Micaela	10-19	2-4	2-3	4	3	7	4	24	2	1	33
30 FEE, Kallyn	3-10	2-8	0-0	0	0	2	8	0	0	0	13
01 HINDS-CLARKE, Jaide	8-14	0-0	1-1	2	1	3	17	3	1	2	20
05 HATCHER, Dee	0-5	0-0	0-2	0	3	2	3	1	0	1	22
13 PARSON, Alex	7-11	4-6	0-0	0	0	3	8	2	1	1	23
14 HUDALLA, Alicia	1-2	0-1	1-1	3	3	6	3	0	0	1	18
Team			1	3	4						
Totals	32-74	9-23	8-9	19	19	32	19	81	16	11	4

1st FG %: 10-18 55.6% 2nd: 7-19 36.8% 3rd: 6-18 33.3% 4th: 9-19 47.4% 5th: 35-77 45.5% Deadball Rebounds: 2

3FG %: 3.3 100.0% 0.0 0.0% 5.0 100.0%

FT %: 5.0 66.7%

# WAKE FOREST BASKETBALL

## 2017-18 YEAR IN REVIEW

### GAME-BY-GAME BOX SCORES

#### GAME 7

NOVEMBER 30, 2017

WAKE FOREST 58  
PENN STATE 68

Bryce Jordan Center  
University Park, Pa.

Official Basketball Box Score - Game Totals - Final Statistics  
Wake Forest vs Penn State  
11/30/17 7 p.m. at University Park, Pa.

Player	Total	3-Ptr			Rebounds		PF	TP	A	Bk	Stl	Min
		FG	FGA	FT	FTA	Off						
Destini Walker	1	0-4	0-0	0-0	1	2	2	0	2	2	0	14
Tyra Whitehead	1	3-5	0-0	4-4	3	4	7	3	10	0	0	16
Amber Campbell	9	0-4	0-2	2-2	1	2	3	5	2	1	4	21
Alex Sharp	9	4-12	0-3	2-2	3	7	10	10	4	2	0	26
Ariel Stephenson	9	1-5	0-2	0-1	0	3	3	4	2	1	3	20
Maya Banks	0	0-1	0-0	0	1	1	0	0	0	0	0	1
Gina Conti	0	0-4	0-0	0	5	3	0	4	4	0	0	20
Ivana Raca	0	0-1	0-0	0	0	0	2	0	0	0	0	11
Raegyn Branch	2	2-4	0-0	1-2	2	0	2	2	5	2	1	14
Elisa Penna	6	19-22	2-8	2-2	2	2	16	1	2	1	2	28
Ona Udoh	4	5-7	0-0	3-4	2	7	3	13	1	0	0	20
Team					0	3	3					
Totals	21-66	2-16	14-19	15	30	45	31	58	16	20	5	200

FG %	3Pt %	FT %	Reb %	PF %	TP %	A %	Bk %	Stl %	Min
1st: 40.0%	0.0%	50.0%	33.3%	16.7%	10.0%	20.0%	10.0%	0.0%	10
2nd: 15.4%	0.0%	50.0%	33.3%	16.7%	10.0%	20.0%	10.0%	0.0%	10
3rd: 50.0%	0.0%	50.0%	33.3%	16.7%	10.0%	20.0%	10.0%	0.0%	10
4th: 66.7%	0.0%	50.0%	33.3%	16.7%	10.0%	20.0%	10.0%	0.0%	10

Technical fouls: Wake Forest-None, Penn State-None.  
Attendance: 2329  
Big/ACC Challenge

Score by periods	1st	2nd	3rd	4th	Total
Wake Forest	12	6	17	23	58
Penn State	14	24	13	17	68

Last FG - WF 4th-00:15, PSU 4th-00:45.  
Largest lead - WF None, PSU by 22 0th-00:00.  
WF led for 00:00. PSU led for 38:23. Game was tied for 01:17.

#### GAME 8

DECEMBER 2, 2017

ELON WAKE FOREST 51  
WAKE FOREST 53

LJVM Coliseum  
Winston-Salem, N.C.

Official Basketball Box Score - Game Totals - Final Statistics  
Elon vs Wake Forest  
12/02/17 12:00 p.m. at Winston-Salem, N.C. (LJVM Coliseum)

Player	Total	3-Ptr			Rebounds		PF	TP	A	Bk	Stl	Min
		FG	FGA	FT	FTA	Off						
Garner, Meme	1	7-11	3-5	0-0	3	2	5	0	17	0	1	28
Munford, Saadia	9	2-5	0-0	1-2	5	1	6	2	5	0	0	20
Burnett, Shay	9	4-14	0-3	2-2	2	6	8	4	10	5	0	36
Mercer, Lovi	9	1-8	0-2	0-0	2	3	5	1	2	2	0	25
Johnson, Malaya	4	2-10	0-0	0-0	1	4	5	2	4	0	1	26
Popovic, Anna	0	1-2	0-1	0-0	0	0	0	0	2	0	0	7
Graves, Jada	3	3-12	1-3	2-3	3	4	7	3	9	1	1	4
Powell, Jaylin	0	0-4	0-3	0-0	0	4	1	0	0	0	0	19
Colon, Ariel	2	0-0	0-0	0-0	1	1	0	0	0	0	0	2
White, RaShika	1	1-5	0-0	0-0	2	3	3	2	0	2	3	15
Team					3	1	3					
Totals	21-71	4-17	5-7	21	29	50	16	51	8	15	4	200

FG %	3Pt %	FT %	Reb %	PF %	TP %	A %	Bk %	Stl %	Min
1st: 40.0%	0.0%	50.0%	33.3%	16.7%	10.0%	20.0%	10.0%	0.0%	10
2nd: 5.9%	0.0%	50.0%	33.3%	16.7%	10.0%	20.0%	10.0%	0.0%	10
3rd: 4.9%	0.0%	50.0%	33.3%	16.7%	10.0%	20.0%	10.0%	0.0%	10
4th: 7.1%	0.0%	50.0%	33.3%	16.7%	10.0%	20.0%	10.0%	0.0%	10

Technical fouls: Wake Forest-None, Penn State-None.  
Attendance: 656

Score by periods	1st	2nd	3rd	4th	Total
Wake Forest	14	13	9	15	51
Elon	19	5	17	12	53

Last FG - WF 4th-00:12, WF 4th-00:02.  
Largest lead - WF by 24 0th-03:32, WF by 10 4th-00:43.  
WF led for 15:05. WF led for 20:13. Game was tied for 04:41.

#### GAME 9

DECEMBER 4, 2017

WAKE FOREST 62  
XAVIER 57

Cintas Center  
Cincinnati, Ohio

Official Basketball Box Score - Game Totals - Final Statistics  
Wake Forest vs Xavier  
12/04/17 7 p.m. at Cincinnati, Ohio (Cintas Cen

Player	Total	3-Ptr			Rebounds		PF	TP	A	Bk	Stl	Min
		FG	FGA	FT	FTA	Off						
Elisa Penna	1	5-8	0-1	4-6	2	5	7	0	14	2	4	1
Ona Udoh	1	2-4	0-0	0	1	4	5	3	4	0	1	2
Amber Campbell	9	4-9	0-0	3-4	2	4	6	1	11	3	3	2
Alex Sharp	9	4-6	0-1	3-3	3	6	9	2	11	5	0	34
Ariel Stephenson	9	7-16	4-8	0	1	3	4	0	18	1	2	37
Maya Banks	0	0-0	0-0	0	1	1	0	0	1	0	0	2
Gina Conti	0	0-4	0-1	0-0	0	1	0	0	1	0	0	14
Ivana Raca	0	0-1	0-0	0	0	1	1	0	0	0	0	9
Raegyn Branch	1	1-1	0-0	0	0	0	0	0	2	0	0	4
Tyra Whitehead	1	6-0	0-0	2	4	1	2	0	0	0	0	15
Team					1	1						
Totals	24-55	4-11	10-13	12	27	39	8	62	13	16	5	200

FG %	3Pt %	FT %	Reb %	PF %	TP %	A %	Bk %	Stl %	Min
1st: 40.0%	0.0%	50.0%	33.3%	16.7%	10.0%	20.0%	10.0%	0.0%	10
2nd: 7.6%	0.0%	50.0%	33.3%	16.7%	10.0%	20.0%	10.0%	0.0%	10
3rd: 4.5%	0.0%	50.0%	33.3%	16.7%	10.0%	20.0%	10.0%	0.0%	10
4th: 4.2%	0.0%	50.0%	33.3%	16.7%	10.0%	20.0%	10.0%	0.0%	10

Technical fouls: Wake Forest-None, Xavier-None.  
Attendance: 656

Score by periods	1st	2nd	3rd	4th	Total
Wake Forest	19	16	16	11	62
Xavier	14	14	15	14	57

Last FG - WF 4th-00:19, XU 4th-02:14.  
Largest lead - WF by 16 3rd-01:13, XU by 1 4th-04:40.  
WF led for 36:40. XU led for 01:17. Game was tied for 02:03.

#### GAME 10

DECEMBER 7, 2017

APPALACHIAN STATE 49  
WAKE FOREST 78

LJVM Coliseum  
Winston-Salem, N.C.

Official Basketball Box Score - Game Totals - Final Statistics  
Appalachian State vs Wake Forest  
12/07/17 7:00 p.m. at Winston-Salem, N.C. (LJVM Coliseum)

Player	Total	3-Ptr			Rebounds		PF	TP	A	Bk	Stl	Min
		FG	FGA	FT	FTA	Off						
Hampton, Armani	1	2-7	0-0	2-3	0	0	1	2	8	1	0	37
Plummer, Bayley	1	1-3	0-0	0	1	4	5	2	0	4	0	12
Wilson, Tierra	9	3-8	0-3	5-7	0	1	1	1	11	1	0	29
Mathews, Nicola	9	2-7	0-0	0	2	3	1	4	3	5	0	26
Stanley, LaPresha	9	2-2	0-0	4-7	0	7	7	1	16	4	0	37
Calder, Maya	5	1-4	0-0	0	3	3	5	4	2	0	0	17
Craven, Kaila	0	0-0	0-0	0	0	0	0	0	0	0	0	2
Gomez, Anna	0	0-1	0-0	0	1	0	2	0	1	0	0	16
Jeffery, Domnique	2	2-7	0-1	0-2	1	2	3	4	0	1	0	14
Team					2	0						
Totals	18-49	2-6	11-23	17	24	22	49	10	4	0	3	200

FG %	3Pt %	FT %	Reb %	PF %	TP %	A %	Bk %	Stl %	Min
1st: 40.0%	0.0%	50.0%	33.3%	16.7%	10.0%	20.0%	10.0%	0.0%	10
2nd: 3.0%	0.0%	50.0%	33.3%	16.7%	10.0%	20.0%	10.0%	0.0%	10
3rd: 1.5%	0.0%	50.0%	33.3%	16.7%	10.0%	20.0%	10.0%	0.0%	10
4th: 33.3%	0.0%	50.0%	33.3%	16.7%	10.0%	20.0%	10.0%	0.0%	10

Technical fouls: Appalachian State-None, Wake Forest-None.  
Attendance: 509

Score by periods	1st	2nd	3rd	4th	Total
Appalachian State	15	9	10	15	49
Wake Forest	17	22	14	25	78

Last FG - APP 4th-01:53, WF 4th-00:27.  
Largest lead - APP by 4 1st-08:11, WF by 29 4th-03:23.  
APP led for 07:45. WF led for 28:59. Game was tied for 03:16.

#### GAME 11

DECEMBER 9, 2017

MD EASTERN SHORE 50  
WAKE FOREST 92

LJVM Coliseum  
Winston-Salem, N.C.

Official Basketball Box Score - Game Totals - Final Statistics  
MD Eastern Shore vs Wake Forest  
12/09/17 5:00 p.m. at Winston-Salem, N.C. (LJVM Coliseum)

Player	Total	3-Ptr			Rebounds		PF	TP	A	Bk	Stl	Min
		FG	FGA	FT	FTA	Off						
GILL-WILES, Bairesha	1	4-9	0-0	2-3	1	4	5	3	10	2	2	0
MORRIS, Tori	9	2-5	0-0	2-2	2	2	4	1	6	2	0	25
HICKS, Alexus	9	0-5	0-0	0	1	5	6	2	0	3	0	26
THOMPSON, Marthia	9	9-15	4-6	1-2	1	3	4	23	4	1	2	31
MARTIN, Ra'Jean	9	1-4	0-1	0-0	0	0	1	2	0	0	0	14
NKPUCHEINA, Chioma	0	0-1	0-0	0-0	0	1	4	0	1	0	0	12
POPOVIC, Ksenia	0	0-0	0-0	0-0	0	0	1	0	0	0	0	5
TAYLOR, Angelique	1	1-2	1-2	2-2	0	0	0	0	5	0	0	1
SYDONOR, Porsha	0	0-3	0-2	0-0	0	2	2	0	2	2	0	18
WALKER, Jordana	2	2-5	0-0	0-2	1	3	4	2	4	0	0	11
EATON, Keyera	0	0-3	0-1	0-0	0	1	0	0	2	0	0	14
CARNEY, Amanda	4	0-3	0-0	0-0	0	0	0	1	0	0	0	8



# WAKE FOREST BASKETBALL

## 2017-18 YEAR IN REVIEW

### GAME-BY-GAME BOX SCORES



#### GAME 19

**JANUARY 18, 2018 (OT)**  
#12/11 FLORIDA STATE 81  
**WAKE FOREST 79**

LJVM Coliseum  
Winston-Salem, N.C.

Official Basketball Box Score - Game Totals - Final Statistics  
#12/11 Florida State vs Wake Forest  
01/18/18 7:00 PM at Winston-Salem, N.C. (LJVM Coliseum)

#	Player	Total			3-Ptr			Rebounds			PF	TP	A	T	Bk	Stl	Min
		FG	FGA	FT	FTA	FT	FTA	Off	Def	Total							
20	Thomas, S.	10	21	0	0	9	13	4	7	11	1	28	2	3	0	33	
25	Degebeon, A.	4	5	0	0	2	2	5	5	10	3	10	1	1	0	37	
50	White, C.	0	5	0	0	2	2	1	2	3	1	2	1	0	0	21	
13	Woodfolk, N.	0	9	0	0	1	2	3	4	6	4	0	3	0	0	40	
11	Wright, I.	9	19	0	0	1	3	3	3	3	3	3	1	0	0	44	
11	Lopez, J.	0	0	0	0	1	2	0	0	0	0	0	0	0	0	5	
12	Eshom, N.	0	4	0	0	3	4	7	11	3	3	5	3	0	1	38	
21	Wilkinson, S.	1	3	0	0	0	0	0	0	0	0	0	0	0	0	7	
Team		2	3			2	3										
Totals		27	67	10	16	17	26	18	28	46	14	81	19	14	0	77	

1st FG %: 31.3 23.1% 2nd: 31.3 23.1% 3rd: 51.1 45.3% 4th: 61.5 60.0% Games: 27-69 46.3% Deadball  
3Pt %: 4.4 50.0% 0.5 20.0% 2.5 13.9% 2.5 13.9% 15.1 68.4% 17.25 65.4% 5.1  
FT %: 2.2 100.0% 0.0 0.0% 0.0 0.0% 0.0 0.0% 10.25 50.0% 10.25 50.0%

#### Wake Forest 79 • 10-9 (2-4 ACC)

#	Player	Total			3-Ptr			Rebounds			PF	TP	A	T	Bk	Stl	Min
		FG	FGA	FT	FTA	FT	FTA	Off	Def	Total							
41	Elisa Penna	5	14	2	3	0	0	2	5	7	4	12	2	0	0	36	
44	Ona Udoh	9	10	0	0	1	3	4	19	0	1	3	3	0	0	32	
02	Amber Campbell	3	9	1	2	2	2	1	4	5	1	9	3	3	0	40	
14	Alex Sharp	0	2	1	1	6	0	2	5	7	2	5	3	2	1	34	
25	Ariel Stephenson	7	11	0	0	1	1	1	1	1	4	6	4	0	0	30	
00	Maya Banks	0	0	0	0	0	0	0	0	0	0	0	0	0	0	2	
05	Gina Conti	0	2	0	0	0	0	1	1	0	4	1	1	0	0	14	
11	Ivana Raca	3	4	1	1	3	0	2	2	1	10	2	2	0	0	24	
15	Kortni Simmons	1	0	0	0	0	0	1	2	0	0	0	0	0	0	3	
21	Raegyn Branch	0	0	0	0	1	1	2	3	0	1	1	1	0	0	12	
Team		0	0	0	0	0	0	0	0	0	0	0	0	0	0	1	
Totals		30	62	8	19	11	21	4	26	35	22	79	20	17	5	225	

1st FG %: 31.3 23.1% 2nd: 71.3 53.8% 3rd: 61.3 46.2% 4th: 61.3 46.2% Games: 30-62 48.4% Deadball  
3Pt %: 3.4 50.0% 1.5 20.0% 4.6 66.7% 0.2 0.0% 8.19 42.4% 11.25 44.4%  
FT %: 2.2 100.0% 0.5 20.0% 0.0 0.0% 0.0 0.0% 10.25 50.0% 10.25 50.0%

#### Score by periods

1st	2nd	3rd	4th	Total
21	6	15	33	6
21	15	20	14	79

Technical fouls: #12/11 Florida State-None. Wake Forest-None.  
Attendance: 329  
Last FG: FS 01:00:33, WF 01:02:26.  
Largest lead: FS by 14 at 01:21, WF by 15 at 00:43.  
WF led for 09:07, FS led for 31:57. Game was tied for 03:16.  
Score tied - 4 times.  
Lead changed - 4 times.



#### GAME 20

**JANUARY 21, 2018**  
WAKE FOREST 67  
**GEORGIA TECH 79**

McCormick Pavilion  
Atlanta, Ga.

Official Basketball Box Score - Game Totals - Final Statistics  
Wake Forest vs Georgia Tech  
1/21/18 7:00 PM at Atlanta, Ga. (McCormick Pavilion)

#### Wake Forest 67 • 10-10, 2-5 ACC

#	Player	Total			3-Ptr			Rebounds			PF	TP	A	T	Bk	Stl	Min
		FG	FGA	FT	FTA	FT	FTA	Off	Def	Total							
41	Elisa Penna	8	10	3	11	3	5	0	2	2	2	22	2	3	0	24	
44	Ona Udoh	1	2	0	0	0	0	2	4	6	2	2	1	0	0	20	
02	Amber Campbell	3	8	0	0	3	4	9	1	3	4	9	1	0	1	32	
14	Alex Sharp	3	8	0	1	1	5	3	8	5	7	2	5	0	1	28	
25	Ariel Stephenson	0	5	0	0	0	1	0	1	2	0	0	4	1	0	13	
00	Maya Banks	1	2	0	0	0	1	2	3	1	2	0	1	1	0	7	
05	Gina Conti	0	3	0	0	0	0	0	0	0	0	0	0	0	0	20	
11	Ivana Raca	4	7	1	2	1	1	2	1	2	1	12	2	0	0	25	
15	Kortni Simmons	1	3	0	1	2	3	2	3	2	0	4	1	0	0	14	
21	Raegyn Branch	3	7	2	4	2	4	0	0	0	4	10	1	0	0	17	
Team		0	3			0	3										
Totals		24	60	6	20	13	19	13	17	30	24	67	13	22	2	200	

1st FG %: 31.3 23.1% 2nd: 71.3 53.8% 3rd: 61.3 46.2% 4th: 61.3 46.2% Games: 24-60 40.0% Deadball  
3Pt %: 3.3 50.0% 2.2 100.0% 2.2 100.0% 1.5 20.0% 6.20 50.0% 6.20 50.0%  
FT %: 2.4 50.0% 2.2 100.0% 3.7 42.9% 1.5 20.0% 6.17 53.3% 6.17 53.3%

#### Georgia Tech 79 • 13-7, 2-5 ACC

#	Player	Total			3-Ptr			Rebounds			PF	TP	A	T	Bk	Stl	Min
		FG	FGA	FT	FTA	FT	FTA	Off	Def	Total							
11	Elo Ederferia	2	6	0	0	7	10	2	5	7	3	11	2	5	2	1	33
13	Lorela Cubaj	0	1	0	0	0	0	2	2	1	0	0	0	0	0	0	5
24	Chanin Scott	0	1	0	0	2	4	2	1	3	1	0	0	0	0	11	
23	Francesca Phan	6	11	2	7	1	2	2	3	13	2	2	0	1	0	35	
41	Gina Conti	1	2	0	0	0	4	4	3	11	2	1	0	3	2	23	
00	Imani Tifford	1	3	0	0	0	0	4	1	5	2	2	2	0	0	18	
00	Kaylan Pugh	2	5	0	0	4	1	2	3	8	2	0	1	0	0	17	
12	Breanna Brown	0	0	0	0	0	0	0	0	0	0	1	1	0	0	3	
21	Zaire O'Neill	0	1	0	0	0	3	3	7	3	18	5	5	1	2	35	
55	Antonia Persson	9	13	4	10	0	0	2	3	12	0	1	1	0	1	20	
Team		1	2			0	3										
Totals		25	55	13	23	16	23	39	21	79	17	20	3	13	0	200	

1st FG %: 51.3 53.3% 2nd: 81.5 53.3% 3rd: 31.2 25.0% 4th: 61.3 46.2% Games: 25-55 45.5% Deadball  
3Pt %: 3.3 50.0% 2.2 100.0% 2.2 100.0% 1.5 20.0% 6.17 53.3% 6.17 53.3%  
FT %: 2.4 50.0% 3.7 42.9% 1.5 20.0% 23.30 69.7% 6.1

#### Score by periods

1st	2nd	3rd	4th	Total
19	13	23	67	67
21	19	9	30	79

Technical fouls: Wake Forest-Ariel Stephenson, Georgia Tech-Francesca Phan.  
Attendance: 1597  
Last FG: WF 04:00:24, GT 04:00:20.  
Largest lead: WF by 7 at 07:08, GT by 29 at 08:06.  
WF led for 04:17, GT led for 33:27. Game was tied for 01:58.  
Score tied - 1 time.  
Lead changed - 1 time.



#### GAME 21

**JANUARY 25, 2018**  
NC STATE 82  
**WAKE FOREST 68**

LJVM Coliseum  
Winston-Salem, N.C.

Official Basketball Box Score - Game Totals - Final Statistics  
NC State vs Wake Forest  
01/25/18 7:00 PM at Winston-Salem, N.C. (LJVM Coliseum)

#### NC State 82 • 16-5 (5-3 ACC)

#	Player	Total			3-Ptr			Rebounds			PF	TP	A	T	Bk	Stl	Min
		FG	FGA	FT	FTA	FT	FTA	Off	Def	Total							
02	Chelsea Nelson	5	10	0	0	5	7	4	6	10	5	15	2	1	1	31	
32	Akela Matze	0	3	0	0	2	3	2	2	5	8	0	2	0	0	23	
01	Ashlim Konig	6	12	5	11	3	4	0	1	1	20	4	1	0	1	40	
02	Kaitia Easley	6	10	1	3	7	12	1	3	4	3	16	6	5	0	40	
11	Kiara Leslie	5	11	2	6	1	2	3	5	8	3	13	3	2	0	28	
03	Kai Crutchfield	1	4	1	3	0	0	1	3	0	1	3	0	0	0	10	
21	DD Rodgers	2	4	0	0	1	4	2	5	7	1	5	1	2	0	24	
00	Armani Hawkins	1	1	0	0	0	0	0	0	0	1	2	0	0	0	4	
Team		2	4			2	4										
Totals		27	57	9	23	19	32	15	26	41	18	82	16	15	1	800	

1st FG %: 51.3 53.3% 2nd: 81.5 53.3% 3rd: 31.2 25.0% 4th: 61.3 46.2% Games: 27-57 49.7% Deadball  
3Pt %: 1.5 20.0% 2.5 13.9% 2.5 13.9% 15.1 68.4% 17.25 65.4% 5.1  
FT %: 2.4 50.0% 3.7 42.9% 1.5 20.0% 10.16 62.5% 10.16 62.5%

#### Wake Forest 68 • 11-0 (1-2-6 ACC)

#	Player	Total			3-Ptr			Rebounds			PF	TP	A	T	Bk	Stl	Min
		FG	FGA	FT	FTA	FT	FTA	Off	Def	Total							
41	Elisa Penna	2	8	0	3	3	4	0	2	2	4	7	1	3	0	22	
44	Ona Udoh	3	5	0	0	0	0	1	4	5	7	0	1	1	0	23	
02	Amber Campbell	3	3	0	0	0	0	2	2	5	6	3	1	0	0	19	
14	Alex Sharp	0	8	1	2	4	1	2	3	5	4	19	2	1	0	36	
25	Ariel Stephenson	6	18	4	7	3	1	5	6	4	17	2	4	0	0	37	
00	Maya Banks	0	0	0	0												

# WAKE FOREST BASKETBALL

## 2017-18 YEAR IN REVIEW

# GAME-BY-GAME BOX SCORES

## GAME 25

FEBRUARY 11, 2018

### SYRACUSE 71

### WAKE FOREST 61

*LJVM Coliseum  
Winston-Salem, N.C.*

Official Basketball Box Score - Game Totals - Final Statistics  
**Syracuse vs Wake Forest**  
 02/11/18 7:00 PM at Winston-Salem, N.C. (LJVM Coliseum)

##	Player	Total		3-Pr		Rebounds		Off Def Tot		PF	TP	A	T	Blk	Stl	Min
		FG	FGA	FG	FGA	FT	FTA	O	D							
32	Miranda Drummond	1	1-4	1-4	1-2	2	4	6	1	4	0	2	0	0	0	30
45	Digna Strautmene	1	5-13	0-3	3-5	4	13	0	2	2	2	2	2	0	34	
22	Amaya Finkbea-Guily	1	1-6	0-0	1-2	2	5	0	4	1	1	2	0	0	20	
40	Tiana Mangalalaha	6	10-16	2-4	4-5	1	4	5	26	8	0	0	0	0	36	
11	Gabrielle Cooper	6	5-15	2-9	0-2	1	3	4	12	1	0	0	0	0	33	
01	Raven Fox	1	1-2	0-1	1-1	0	1	1	0	0	0	0	0	0	14	
02	Chelaysia Bailey	0	0-0	0-0	0-0	0	0	0	0	0	0	0	0	0	6	
23	Isis Young	0	0-4	0-2	0-0	0	2	0	0	0	0	0	0	0	12	
44	Jasmine Nwajei	3	3-5	0-0	2-2	4	5	2	8	0	1	0	1	0	15	
<b>Team</b>		<b>26-65</b>		<b>5-23</b>		<b>14-21</b>		<b>11 24 35</b>		<b>12</b>	<b>7</b>	<b>11</b>	<b>9</b>	<b>3</b>	<b>14</b>	<b>20</b>

1st FG %: 31.5 20.0% 2nd: 8.9 47.4% 3rd: 9.9 50.0% 4th: 6.1 50.0% Game: 26.5 45.0% Deadball  
 3PG %: 2.8 25.0% 2nd: 2.8 25.0% 3rd: 1.4 25.0% 4th: 5.3 21.3% Rebounds  
 FT %: 1.4 50.0% 2nd: 2.8 50.0% 3rd: 4.9 44.4% 4th: 14.1 66.7%

##	Player	Total		3-Pr		Rebounds		Off Def Tot		PF	TP	A	T	Blk	Stl	Min
		FG	FGA	FG	FGA	FT	FTA	O	D							
41	Elisa Penna	1	4-10	1-4	0-0	1	3	4	1	3	4	1	1	0	36	
44	Ona Udoh	1	2-2	0-0	2-2	3	5	4	0	3	1	0	0	0	17	
02	Amber Campbell	6	4-9	1-3	0-4	0	3	3	4	11	0	3	1	0	38	
09	Gina Conti	6	1-3	0-0	0-0	1	1	2	2	2	3	0	1	0	22	
14	Alex Sharp	6	6-9	2-3	0-0	2	4	6	1	14	1	6	0	0	34	
11	Ivana Raca	3	3-4	1-2	0-0	1	2	3	1	7	2	0	1	0	18	
19	Kortni Simmons	0	0-1	0-0	0-0	0	4	1	0	2	2	1	0	0	14	
21	Raegyn Branch	0	0-1	0-0	0-0	0	0	0	0	0	0	0	0	0	3	
42	Tyra Whitehead	6	6-6	0-0	2-6	1	8	9	3	14	0	0	1	1	18	
<b>Team</b>		<b>26-54</b>		<b>5-15</b>		<b>4-11</b>		<b>9 31 40</b>		<b>21</b>	<b>6</b>	<b>12</b>	<b>22</b>	<b>4</b>	<b>20</b>	

1st FG %: 31.8 43.8% 2nd: 11.6 68.8% 3rd: 4.1 36.4% 4th: 8.1 36.4% Game: 25.4 48.1% Deadball  
 3PG %: 1.7 14.3% 4th: 4.0 100.0% 0.0 0.0% 5.1 33.3% Rebounds  
 FT %: 1.4 50.0% 2nd: 2.8 50.0% 3rd: 0.0 0.0% 4th: 5.1 33.3%

Officials: Karen Preato, Daryl Humphrey, Erika Herriman-Camaroto  
 Technical fouls: Syracuse-None, Wake Forest-None.  
 Attendance: 1057

Score by periods	1st				2nd				3rd				4th				Total
	1st	2nd	3rd	4th	1st	2nd	3rd	4th	1st	2nd	3rd	4th	1st	2nd	3rd	4th	
Syracuse	9	20	25	17	7	1	1	1	1	1	1	1	1	1	1	1	
Wake Forest	17	28	8	8	61												

Last FG - SU 4th-01:05, WF 4th-02:18  
 Largest lead - SU by 10:49:01:05, WF by 21:2nd-06:26  
 SU led for 17:30, WF led for 21:13. Game was tied for 00:57.

## GAME 26

FEBRUARY 15, 2018

### VIRGINIA TECH 56

### WAKE FOREST 73

*LJVM Coliseum  
Winston-Salem, N.C.*

Official Basketball Box Score - Game Totals - Final Statistics  
**Virginia Tech vs Wake Forest**  
 02/15/18 7:00 PM at Winston-Salem, N.C.

##	Player	Total		3-Pr		Rebounds		Off Def Tot		PF	TP	A	T	Blk	Stl	Min
		FG	FGA	FG	FGA	FT	FTA	O	D							
11	Regan Magarity	1	6-13	0-1	1-1	4	7	11	2	13	1	4	1	0	37	
05	Alexis Jean	1	3-5	2-3	0-0	1	4	5	1	8	0	1	1	2	24	
01	Taylor Emery	9	9-17	1-5	1-2	1	2	3	1	20	2	3	1	4	39	
10	Kendyl Brooks	6	0-5	0-5	3-4	0	1	1	2	3	0	0	0	0	28	
23	Rachel Camp	6	2-7	0-0	1-1	1	0	1	0	10	5	2	6	0	37	
02	Aisha Sheppard	1	1-5	0-0	0-0	1	1	2	0	1	3	0	0	0	19	
20	Michelle Berry	2	4-4	0-1	0-0	3	0	3	0	4	0	0	0	0	13	
40	Erin Brooks	0	0-0	0-0	0-0	0	0	0	0	0	0	0	0	0	0	
<b>Totals</b>		<b>23-56</b>		<b>4-20</b>		<b>6-8</b>		<b>12 18 30</b>		<b>7</b>	<b>56</b>	<b>17</b>	<b>3</b>	<b>6</b>	<b>20</b>	

1st FG %: 51.9 26.3% 2nd: 4.1 30.8% 3rd: 7.1 53.8% 4th: 7.1 53.8% Game: 23.6 52.1% Deadball  
 3PG %: 2.9 11.2% 2nd: 5.1 30.8% 2nd: 5.0% 1.4 100.0% 6.9 75.0% Rebounds  
 FT %: 0.0 0.0%

##	Player	Total		3-Pr		Rebounds		Off Def Tot		PF	TP	A	T	Blk	Stl	Min
		FG	FGA	FG	FGA	FT	FTA	O	D							
41	Elisa Penna	1	9-16	2-4	0-0	0	3	3	1	20	1	0	0	4	38	
44	Ona Udoh	1	2-4	0-0	0-0	2	4	2	4	0	2	1	0	0	12	
02	Amber Campbell	6	7-12	0-1	0-0	1	2	3	12	1	5	0	2	35		
09	Gina Conti	6	1-5	0-1	0-0	0	0	0	0	10	0	1	1	24		
14	Alex Sharp	6	7-14	4-7	1-1	1	1	2	5	2	0	2	3	35		
00	Maya Banks	0	0-0	0-0	0-0	0	0	0	0	0	0	0	0	0	1	
11	Ivana Raca	3	3-5	2-4	1-2	1	3	4	0	9	2	1	0	1	25	
19	Kortni Simmons	0	0-1	0-0	0-0	0	1	1	0	0	0	0	0	0	6	
21	Raegyn Branch	0	0-2	0-1	0-0	0	1	1	0	0	0	0	0	0	3	
42	Tyra Whitehead	6	6-9	0-0	0-0	5	4	9	4	12	1	2	0	1	21	
<b>Totals</b>		<b>34-67</b>		<b>4-14</b>		<b>12 16</b>		<b>22 38</b>		<b>11</b>	<b>73</b>	<b>20</b>	<b>12</b>	<b>3</b>	<b>11</b>	<b>20</b>

1st FG %: 51.9 26.3% 2nd: 11.8 61.5% 3rd: 6.1 40.0% 4th: 8.1 50.0% Game: 34.0 52.1% Deadball  
 3PG %: 5.1 20.0% 2nd: 5.0 50.0% 0.0 0.0% 1.2 50.0% 0.0 0.0%

Officials: Dee Kattner, Jeffrey Smith, Paulani Spurlink  
 Technical fouls: Virginia Tech-None, Wake Forest-None.  
 Attendance: 485

Score by periods	1st				2nd				3rd				4th				Total
	1st	2nd	3rd	4th	1st	2nd	3rd	4th	1st	2nd	3rd	4th	1st	2nd	3rd	4th	
Wake Forest	19	24	13	17	73												
Virginia Tech	9	20	16	13	56												

Last FG - VT 4th-00:37, WF 4th-01:57  
 Largest lead - VT by 2 14:09:38, WF by 23 2nd-00:27  
 SU led for 00:57, WF led for 37:31. Game was tied for 01:10.

## GAME 27

FEBRUARY 18, 2018

### WAKE FOREST 61

### #25/25 NC STATE 74

*Reynolds Coliseum  
Raleigh, N.C.*

Official Basketball Box Score - Game Totals - Final Statistics  
**Wake Forest vs #25 NC State**  
 2/18/18 12:00 PM at Reynolds Coliseum (Raleigh, N.C.)

##	Player	Total		3-Pr		Rebounds		Off Def Tot		PF	TP	A	T	Blk	Stl	Min
		FG	FGA	FG	FGA	FT	FTA	O	D							
02	Amber Campbell	1	2-5	0-0	0-1	2	2	4	3	4	3	4	0	0	30	
09	Gina Conti	1	1-3	0-0	0-0	1	1	2	1	2	0	2	0	0	24	
14	Alex Sharp	1	3-12	0-4	1-2	4	5	9	2	7	2	2	0	1	35	
41	Elisa Penna	6	11-20	9-13	3-3	0	3	3	24	1	1	0	0	0	35	
44	Ona Udoh	0	0-0	0-0	0-0	0	0	0	0	0	0	0	0	0	9	
00	Maya Banks	0	0-0	0-0	0-0	0	0	0	0	0	0	0	0	0	7	
11	Ivana Raca	2	2-7	2-4	2-2	2	5	7	8	1	4	1	1	29		
21	Raegyn Branch	0	0-0	0-0	0-0	0	0	0	0	0	0	0	0	0	9	
25	Ariel Stephenson	0	0-2	0-1	0-0	0	0	0	0	0	0	0	0	0	6	
42	Tyra Whitehead	2	2-6	0-0	0-0	1	4	5	0	1	4	0	2	0	16	
<b>Team</b>		<b>23-50</b>		<b>11-22</b>		<b>6-8</b>		<b>16 18 34</b>		<b>24</b>	<b>6</b>	<b>10</b>	<b>2</b>	<b>0</b>	<b>20</b>	

1st FG %: 61.5 46.2% 2nd: 5.1 45.5% 3rd: 5.1 26.3% 4th: 6.1 46.2% Game: 23.6 52.1% Deadball  
 3PG %: 2.4 50.0% 2nd: 2.4 50.0% 3rd: 2.4 50.0% 4th: 2.4 50.0% Rebounds  
 FT %: 2.1 100.0% 4th: 8.0 0.0%

##	Player	Total		3-Pr		Rebounds		Off Def Tot		PF	TP	A	T	Blk	Stl	Min
		FG	FGA	FG	FGA	FT	FTA	O	D							
01	Aislinn Konig	6	7-12	6-11	0-0	0	1	1	20	3	1	2	0	1	40	
02	Kaila Easley	6	2-7	0-1	3-3	2	4	6	1	7	5	7	0	0	30	
03	Chelsea Nelson	1	0-1	0-0	0-0	2	2	4	1	12	1	1	2	0	21	
11	Kiara Leslie	1	3-10	1-3	4-5	5	5	10	3	1	3	1	0	2	29	
32	Akela Maize	1	7-9	0-0	4-7	4	4	8	3	18	1					

# 2017-18 YEAR IN REVIEW

## GAME-BY-GAME BOX SCORES

**GAME 31**

**MARCH 1, 2018**

**#11 WAKE FOREST 60**

**#14 (RV/RV) MIAMI 68**

*ACC Tournament (Greensboro Coliseum)*

*Greensboro, N.C.*

**WF** Official Basketball Box Score - Game Totals - Final Statistics  
**Wake Forest vs Miami**  
 03/01/18 @ 8:00 pm at the Greensboro Coliseum - Greensboro, NC

**Wake Forest 60 • 14-17 (5-11 ACC)**

#	Player	Total		3-Ptr		Rebounds		PF	TP	A TO	Blk	Stl	Min				
		FG	FGA	FT	FTA	Off	Def							Total			
41	Elisa Penna	6	19	2	11	3	3	1	4	5	3	17	2	3	1	2	36
44	Ona Udoh	2	3	0	0	2	2	6	1	7	1	16	0	1	0	1	13
02	Amber Campbell	0	4	0	0	0	0	2	1	3	2	0	3	2	1	2	36
05	Gina Conti	0	0	0	0	0	0	0	0	0	2	0	1	3	0	0	5
14	Alex Sharp	7	17	1	4	2	2	5	8	13	3	17	3	5	0	0	39
11	Ivana Raca	1	3	0	2	0	0	2	2	1	2	1	0	0	0	1	16
15	Kortni Simmons	1	1	0	0	2	2	1	1	2	0	4	0	2	0	1	11
21	Raegyn Branch	1	3	1	3	0	0	2	2	1	3	0	0	2	0	0	9
25	Ariel Stephenson	2	8	1	5	0	0	0	0	3	5	2	3	0	0	18	
42	Tyra Whitehead	3	4	0	0	0	0	1	2	3	2	6	1	2	0	1	17
	<b>Team</b>																
	<b>Totals</b>	<b>23</b>	<b>62</b>	<b>5</b>	<b>25</b>	<b>9</b>	<b>9</b>	<b>16</b>	<b>21</b>	<b>37</b>	<b>18</b>	<b>60</b>	<b>13</b>	<b>21</b>	<b>4</b>	<b>8</b>	<b>200</b>

1st - FG %:	4-14	28.6%	2nd - FG %:	9-15	60.0%	3rd - FG %:	4-14	28.6%	4th - FG %:	6-19	31.6%	Game:	23-62	37.1%	Rebounds:	0,1
1st - FT %:	0-0	0.0%	2nd - FT %:	0-0	0.0%	3rd - FT %:	2-2	100.0%	4th - FT %:	7-7	100.0%	Game:	5-23	21.7%	Rebounds:	0,1

**Miami 68 • 21-9 (10-6 ACC)**

#	Player	Total		3-Ptr		Rebounds		PF	TP	A TO	Blk	Stl	Min				
		FG	FGA	FT	FTA	Off	Def							Total			
00	HARRIS,KEYANNA	3	10	0	2	7	8	1	4	5	2	13	8	3	0	2	33
21	HOF,EMESE	6	9	0	0	1	2	1	3	4	3	13	1	3	1	0	30
20	DAVENPORT,ERYKAH	5	8	0	0	6	7	1	7	8	2	16	0	4	2	5	31
03	BANKS,ENDIA	3	8	0	2	2	2	2	1	3	0	8	0	2	0	1	24
05	GRAY,MYKEA	3	8	2	5	1	2	0	2	2	3	9	2	2	0	0	34
04	BAILEY,SHANEESHE	3	4	0	1	0	0	0	0	0	2	6	1	1	0	2	17
12	MORTENSEN,SARAH	0	1	0	0	0	0	0	1	1	0	0	0	0	0	0	4
13	MASON,TAYLOR	0	0	0	0	0	0	0	1	1	2	0	0	0	1	0	10
20	MARSHALL,KELSEY	1	2	1	2	0	0	0	1	1	1	3	0	2	0	0	17
51	GELDOF,SERENA-LYNN	0	0	0	0	0	0	0	0	0	0	0	0	0	0	0	0
	<b>Team</b>																
	<b>Totals</b>	<b>24</b>	<b>50</b>	<b>3</b>	<b>12</b>	<b>17</b>	<b>21</b>	<b>6</b>	<b>22</b>	<b>28</b>	<b>15</b>	<b>68</b>	<b>12</b>	<b>18</b>	<b>3</b>	<b>11</b>	<b>200</b>

1st - FG %:	8-17	47.1%	2nd - FG %:	7-13	53.8%	3rd - FG %:	5-11	45.5%	4th - FG %:	6-9	66.7%	Game:	24-50	48.0%	Rebounds:	0,1
1st - FT %:	0-0	0.0%	2nd - FT %:	2-4	50.0%	3rd - FT %:	1-2	50.0%	4th - FT %:	9-9	100.0%	Game:	17-21	81.0%	Rebounds:	2,1

Officials: Dee Kattner; Mark Reach, Ruben Spurlock  
 Technical fouls: Wake Forest-None; Miami-None.  
 Attendance: 4008  
 2018 ACC Women's Tournament - Second Round  
 #6-seed Miami advances to face #3-seed Florida State - Friday at 8:00p ET

Score by periods	1st	2nd	3rd	4th	Total
Wake Forest	9	20	11	20	60
Miami	16	21	10	21	68

	Points	In	Off	2nd	Fast	Bench
Wake Forest	20	28	18	15	5	20
Miami	16	21	10	21	8	9

Last FG - WF 4th-02:54, UM 4th-00:21  
 Largest lead - WF by 14th-02:54, UM by 13 2nd-04:44  
 WF led for 00:07, UM led for 39:29, Game was tied for 00:24.

### WAKE FOREST IN THE FINAL 2017-18 ACC STATISTICS

AMBER CAMPBELL	STAT	RANK
Steal	2.1	6th
ACC Games Only	2.0	8th
Free Throw Pct.	.795	12th
ACC Games Only	.774	--
Minutes Played	32.0	21st
ACC Games Only	33.1	t-22nd

ELISA PENNA	STAT	RANK
Scoring	15.8	9th
ACC Games Only	17.1	8th
Free Throw Pct.	.816	9th
ACC Games Only	.792	t-9th
3-Point Field Goals	2.2	12th
ACC Games Only	2.7	4th
Minutes Played	31.3	23rd
ACC Games Only	34.1	16th
3-Point Field Goal Pct.	.358	--
3-Point Field Goal Pct.	.384	10th

ALEX SHARP	STAT	RANK
Offensive Rebounding	3.4	3rd
ACC Games Only	3.6	2nd
Rebounding	8.4	6th
ACC Games Only	8.6	5th
Defensive Rebounding	5.0	9th
ACC Games Only	5.0	t-6th
Assist/Turnover Ratio	1.1	15th
ACC Games Only	0.7	--
Minutes Played	33.2	16th
ACC Games Only	34.6	11th

TYRA WHITEHEAD	STAT	RANK
Field Goal Pct.	.509	15th
ACC Games Only	.500	--

ONA UDOH	STAT	RANK
Blocked Shots	1.2	15th
ACC Games Only	1.1	t-11th

WAKE FOREST IN THE FINAL 2017-18 ACC STATISTICS					
CATEGORY	STAT	RANK	CATEGORY	STAT	RANK
Scoring Offense	66.2	11th	Offensive Rebounds	15.0	3rd
ACC Games Only	63.5	11th	ACC Games Only	13.9	3rd
Scoring Defense	65.4	11th	Defensive Rebounds	24.7	12th
ACC Games Only	69.2	11th	ACC Games Only	22.4	11th
Scoring Margin	+0.8	11th	Defensive Reb. Pct.	.682	7th
ACC Games Only	-5.7	11th	ACC Games Only	.666	8th
Field Goal Pct.	.404	9th	Offensive Reb. Pct.	.383	4th
ACC Games Only	.395	9th	ACC Games Only	.359	5th
3-Point Pct.	.292	14th	Blocked Shots	4.2	5th
ACC Games Only	.322	9th	ACC Games Only	3.2	t-11th
3-Point FGs Made	154	12th	Assists	13.7	9th
ACC Games Only	91	t-10th	ACC Games Only	12.3	13th
Free Throw Pct.	.689	10th	Steals	7.3	10th
ACC Games Only	.660	13th	ACC Games Only	7.2	t-9th
FG Pct Defense	.405	12th	Turnover Margin	-0.4	11th
ACC Games Only	.432	11th	ACC Games Only	-1.0	10th
3-Point Pct Defense	.312	8th	Assist/Turnover Ratio	0.8	10th
ACC Games Only	.330	9th	ACC Games Only	0.8	11th
Rebounding Offense	39.7	5th			
ACC Games Only	36.3	11th			
Rebounding Defense	35.6	7th			
ACC Games Only	36.1	8th			
Rebounding Margin	+4.1	7th			
ACC Games Only	+0.2	9th			

# POSTSEASON HISTORY

**WF 53 V 51**

First Round • Norfolk, Va. (ODU Fieldhouse)


**WF 66 T 94**

Second Round • Norfolk, Va. (ODU Fieldhouse)

## 1988 - NCAA SECOND ROUND

Making its first NCAA Tournament appearance in program history, Wake Forest earned a 53-51 win over Villanova in the first round before falling to Pat Summitt's No. 1-seeded Tennessee Volunteers in the second round.

In the NCAA opener, Lisa Dodd scored a team-high 15 points and Jenny Mitchell chipped in 11 more in the victory. But against Tennessee, Bridgette Gordon went off for 28 points and Lisa Webb followed suit with 24 as the Volunteers proved to be too much to handle.



**WF 100 49ERS 75**

First Round • Winston-Salem, N.C. (LJVM Coliseum)

**WF 78 49ERS 63**

Second Round • Winston-Salem, N.C. (LJVM Coliseum)

**WF 52 WV 65**

Third Round • Morgantown, W Va. (WVU Coliseum)

## 2005 - WNIT THIRD ROUND

The 2005 run in the WNIT, the first appearance in the tournament in program history, marks the deepest Wake Forest has ever played in a postseason tournament.

The Deacs won two games in the 2005 WNIT, convincingly beating Charlotte in the opening round, 100-75, while topping South Florida, 78-63, in the second round at LJVM Coliseum. Against the 49ers, Porsche' Jones scored a game-high 29 points on 10-for-16 shooting. She was one of five players in double figures for the Demon Deacons in the contest, as Cotelia Bony-Young scored 22 points, Erin Ferrell had 18 points, Liz Strunk tallied 13 points and Jennifer Johnson scored 12 points.

At West Virginia, Wake Forest rallied to try to overcome an 11-point halftime deficit but West Virginia pulled out the win. WVU went on to reach the WNIT final in 2005.



**WF 61 G 72**

Second Round • Winston-Salem, N.C. (LJVM Coliseum)

## 2009 - WNIT SECOND ROUND

After Wake Forest earned a first-round bye in the WNIT, Alex Tchangoue tied for a game-high 23 points in the second round against Georgetown but it was not enough as the Hoyas topped the Deacs, 72-61, in the second round of the 2009 WNIT in Winston-Salem.

Tied at 34 at halftime, Wake Forest had held a nine-point lead late in the half but a run by the Hoyas in the final minutes knotted the game. In the second half, Georgetown went on a 12-3 run to open the frame while Wake Forest went 1-for-5 from the floor to pull away for the victory.



**WF 49 A 73**

First Round • Winston-Salem, N.C. (Reynolds Gym)

## 2010 - WNIT FIRST ROUND

Inside Reynolds Gym in the first round of the WNIT, in-state foe North Carolina A&T jumped out to a quick 41-24 lead at halftime and never looked back on the way to defeating Wake Forest 73-49.

The Aggies forced Wake Forest into 27 turnovers and shot 47.2 percent from the floor on the day to go with a 7-for-14 clip from long range while Wake Forest could only manage shooting 28.4 percent. Brittany Waters led Wake Forest with 13 points while NC A&T had three players each notch 19 points.



**WF 72 49ERS 61**

First Round • Charlotte, N.C. (Halton Arena)

**WF 76 JMU 84**

Second Round • Harrisonburg, Va. (Convocation Center)

## 2012 - WNIT SECOND ROUND

Secily Ray led a quad of Wake Forest double-figure scorers as the Demon Deacons went on to take a first-round matchup over Charlotte, 72-61. Ray scored 21 points in the opener while Chelsea Douglas notched 14, Lakevia Boykin 13 and Sandra Garcia 13.

In the second round, the Demon Deacons took James Madison to overtime tied at 70, but the Dukes scored 14 points in the extra session to win, 84-76, behind 26 points by Kirby Burkholder.

That year, James Madison went on to the WNIT final, falling to Oklahoma State 75-68.



**WF 72 49ERS 69**

First Round • Charlotte, N.C. (Halton Arena)

**WF 48 TCU 67**


Second Round • Ft. Myers, Fla. (Alico Arena)

## 2016 - WNIT SECOND ROUND

Back in the postseason for the first time since 2012, Wake Forest earned a hard-fought road win in the first round at Charlotte, 72-69. Amber Campbell hit a three-pointer with two minutes to go in the game and Wake Forest's defense came up with two steals in the final seconds to seal the victory.

In the second round at Florida Gulf Coast, the Eagles went on a big run throughout the first half to take a 31-15 lead into halftime. Milan Quinn led Wake Forest with a double-double of 14 points and 15 rebounds.

Florida Gulf Coast went on to the WNIT final, falling to South Dakota, 71-65, on the road.



**WF 71 CS 42**

First Round • Winston-Salem, N.C. (LJVM Coliseum)

**WF 66 MT 73**

Second Round • Murfreesboro, Tenn. (Charles M. Murphy Center)

## 2017 - WNIT SECOND ROUND

Making back-to-back postseason appearances for the second time in program history, Wake Forest cruised past Bethune-Cookman in the opening round of the WNIT, 71-42. Amber Campbell and Ariel Stephenson led the way with 20 points each while Alex Sharp added 11 rebounds.

In the second round at Middle Tennessee State, the Deacs trailed the entire first half before taking the lead with 7:06 to play in the third. The Blue Raiders opened the fourth with eight consecutive points to hold the Deacs at bay. Ariel Stephenson led Wake Forest with 23 points.



# ACC TOURNAMENT GAME-BY-GAME

## 1978

Location: Charlottesville, Va.  
Finish: Quarterfinals

Date	Opponent	W L	Score
2/9	#4 North Carolina	L	52-79

## 1979

Location: Raleigh, N.C.  
Finish: Quarterfinals

Date	Opponent	W L	Score
2/8	#2 NC State	L	43-100

## 1980

Location: College Park, Md.  
Finish: Quarterfinals

Date	Opponent	W L	Score
2/8	#2 Maryland	L	49-100

## 1981

Location: Clemson, S.C.  
Finish: Quarterfinals

Date	Opponent	W L	Score
2/12	#1 Clemson	L	58-90

## 1982

Location: Raleigh, N.C.  
Finish: Quarterfinals

Date	Opponent	W L	Score
2/26	#1 North Carolina	L	65-90

## 1983

Location: Fayetteville, N.C.  
Finish: Quarterfinals

Date	Opponent	W L	Score
3/4	#1 NC State	L	66-104

## 1984

Location: Fayetteville, N.C.  
Finish: Quarterfinals

Date	Opponent	W L	Score
3/2	#2 Maryland	L	50-68

## 1985

Location: Fayetteville, N.C.  
Finish: Quarterfinals

Date	Opponent	W L	Score
3/1	#2 North Carolina	L	64-76

## 1986

Location: Fayetteville, N.C.  
Finish: Semifinals

Date	Opponent	W L	Score
3/1	#3 Duke	W	72-71
3/2	#2 North Carolina	L	65-67

## 1987

Location: Fayetteville, N.C.  
Finish: Quarterfinals

Date	Opponent	W L	Score
2/28	#1 Virginia	L	56-70

## 1988

Location: Fayetteville, N.C.  
Finish: Semifinals

Date	Opponent	W L	Score
3/5	#6 North Carolina	W	61-53
3/6	#2 Maryland	L	57-71

## 1989

Location: Fayetteville, N.C.  
Finish: Quarterfinals

Date	Opponent	W L	Score
3/4	#4 Virginia	L	67-68 (OT)

## 1990

Location: Fayetteville, N.C.  
Finish: Quarterfinals

Date	Opponent	W L	Score
3/3	#4 Maryland	L	68-87

## 1991

Location: Fayetteville, N.C.  
Finish: Quarterfinals

Date	Opponent	W L	Score
3/2	#3 NC State	L	72-92

## 1992

Location: Rock Hill, S.C.  
Finish: First Round

Date	Opponent	W L	Score
3/6	#8 Duke	L	52-61

## 1993

Location: Rock Hill, S.C.  
Finish: Quarterfinals

Date	Opponent	W L	Score
3/5	#9 Duke	W	70-69
3/6	#1 Virginia	L	46-74

## 1994

Location: Rock Hill, S.C.  
Finish: Quarterfinals

Date	Opponent	W L	Score
3/4	#9 Florida State	W	72-57
3/5	#1 Virginia	L	54-73

## 1995

Location: Rock Hill, S.C.  
Finish: Quarterfinals

Date	Opponent	W L	Score
3/3	#2 North Carolina	L	51-71

## 1996

Location: Rock Hill, S.C.  
Finish: Quarterfinals

Date	Opponent	W L	Score
3/3	#2 Duke	L	61-67

## 1997

Location: Charlotte, N.C.  
Finish: Quarterfinals

Date	Opponent	W L	Score
2/27	#9 Florida State	W	70-59
2/28	#1 North Carolina	L	60-86

## 1998

Location: Charlotte, N.C.  
Finish: First Round

Date	Opponent	W L	Score
2/26	#8 Georgia Tech	L	67-78

## 1999

Location: Charlotte, N.C.  
Finish: Quarterfinals

Date	Opponent	W L	Score
2/26	#7 Maryland	W	83-66
2/27	#2 Virginia	L	67-71

## 2000

Location: Greensboro, N.C.  
Finish: First Round

Date	Opponent	W L	Score
3/3	#1 Virginia	L	47-72

## 2001

Location: Greensboro, N.C.  
Finish: First Round

Date	Opponent	W L	Score
3/2	#1 Duke	L	68-75 (OT)

## 2002

Location: Greensboro, N.C.  
Finish: First Round

Date	Opponent	W L	Score
3/1	#7 Maryland	L	66-72

## 2003

Location: Greensboro, N.C.  
Finish: First Round

Date	Opponent	W L	Score
3/7	#1 Duke	L	59-64

## 2004

Location: Greensboro, N.C.  
Finish: Quarterfinals

Date	Opponent	W L	Score
3/5	#8 Georgia Tech	W	61-59
3/6	#1 Duke	L	59-77

## 2005

Location: Greensboro, N.C.  
Finish: Quarterfinals

Date	Opponent	W L	Score
3/4	#7 Virginia Tech	W	61-56
3/5	#2 Duke	L	50-107

## 2006

Location: Greensboro, N.C.  
Finish: First Round

Date	Opponent	W L	Score
3/2	#7 Virginia Tech	L	60-73

## 2007

Location: Greensboro, N.C.  
Finish: First Round

Date	Opponent	W L	Score
3/1	#5 Florida State	L	53-70

## 2008

Location: Greensboro, N.C.  
Finish: First Round

Date	Opponent	W L	Score
3/6	#6 Florida State	L	52-57

## 2009

Location: Greensboro, N.C.  
Finish: Quarterfinals

Date	Opponent	W L	Score
3/5	#8 NC State	W	59-54
3/6	#1 Maryland	L	70-72

## 2010

Location: Greensboro, N.C.  
Finish: Quarterfinals

Date	Opponent	W L	Score
3/4	#12 Miami	W	66-65 (OT)
3/5	#4 Georgia Tech	L	45-52

## 2011

Location: Greensboro, N.C.  
Finish: Quarterfinals

Date	Opponent	W L	Score
3/3	#8 Virginia	W	74-68
3/4	#1 Duke	L	50-79

## 2012

Location: Greensboro, N.C.  
Finish: Semifinals

Date	Opponent	W L	Score
3/1	#10 Virginia Tech	W	80-74
3/2	#2 Miami	W	81-74
3/3	#3 Maryland	L	58-73

## 2013

Location: Greensboro, N.C.  
Finish: Quarterfinals

Date	Opponent	W L	Score
3/7	#7 Georgia Tech	W	86-67
3/8	#2 Maryland	L	81-92 (OT)

## 2014

Location: Greensboro, N.C.  
Finish: Second Round

Date	Opponent	W L	Score
3/5	#14 Pittsburgh	W	72-58
3/6	#6 North Carolina	L	65-69

## 2015

Location: Greensboro, N.C.  
Finish: Quarterfinals

Date	Opponent	W L	Score
3/4	#12 Boston College	W	69-53
3/5	#5 Syracuse	W	85-79
3/6	#4 Duke	L	68-77

## 2016

Location: Greensboro, N.C.  
Finish: Second Round

Date	Opponent	W L	Score
3/2	#15 Clemson	W	73-58
3/3	#7 Georgia Tech	L	65-67

## 2017

Location: Conway, S.C.  
Finish: First Round

Date	Opponent	W L	Score
3/2	#8 Virginia	L	44-61

## 2018

Location: Greensboro, N.C.  
Finish: Second Round

Date	Opponent	W L	Score
2/28	#14 Pittsburgh	W	72-38
3/1	#6 Miami	L	60-68

# TEAM RECORDS

## POINTS

Game	
Most Points	122 vs. Delaware State (1/22/88)
Fewest Points	29 vs. Western Carolina (2/4/72)
Most Points Allowed	121 vs. High Point (2/25/77)
Fewest Points Allowed	21 vs. Guilford (2/10/72)
Margin of Victory	67 (101-34) vs. Coastal Carolina (12/1/86)
Margin of Defeat	65 (119-54) at NC State (1/11/79) 65 (117-52) at Maryland (1/23/80)
Most Points in a Half	64 (2nd) vs. Bucknell (1/2/91)
Fewest Points in a Half	7 (1st) at Liberty (12/30/99)
Most Points in a Quarter	27 (1st) vs. ETSU (11/15/16)
Fewest Points in a Quarter	1 (2nd) vs. NC State (1/8/17)

## Season

Most Points	2,353 (2011-12)
Fewest Points	496 (1971-72)
Most Points Allowed	2,354 (2014-15)
Fewest Points Allowed	453 (1971-72)
Highest Scoring Average	80.4 (1988-89) (28 games/2,252 points)
Lowest Scoring Average	45.1 (1971-72) (11 games/496 points)
Highest Opp Scoring Average	87.8 (1978-79) (21 games/1,844 points)
Lowest Opp Scoring Average	41.2 (1971-72) (11 games/453 points)
Highest Avg Scoring Margin	+15.6 (1972-73)
Lowest Avg Scoring Margin	-25.0 (1978-79)

## REBOUNDS

Game	
Most Rebounds	71 vs. Coppin State (12/2/88)
Fewest Rebounds	7 vs. High Point (2/27/76)
Most Rebs Allowed	75 vs. UNC (2/11/77)
Fewest Rebs Allowed	15 vs. Davidson (1/31/78) 15 at Elon (11/29/79)

## Season

Most Rebounds	1,369 (2011-12)
Fewest Rebounds	691 (1977-78)
Most Rebs Allowed	1,445 (2011-12)
Fewest Rebs Allowed	94.7 (1977-78)
Highest Rebounding Avg	42.9 (1987-88) (31 games/1,329 rebs)
Lowest Rebounding Avg	30.0 (1977-78) (23 games/691 rebs)
Highest Average Reb. Margin	8.1 (1987-88)
Lowest Average Reb. Margin	-11.8 (1978-79)

## FIELD GOALS

Game	
Most Field Goals	53 vs. Delaware State (1/2/88)
Fewest FGs	10 vs. Georgia Tech (2/6/05)
Most FGs Att.	96 vs. Delaware State (1/2/88)
Fewest FGs Att.	37 vs. Florida State (1/28/16)
Highest FG Pct	67.4 (31-46) vs. Maryland (2/26/99)
Lowest FG Pct	19.4 (12-62) vs. Louisville (2/26/17)

## Season

Most Field Goals	916 (1987-88)
Fewest FGs	494 (1977-78)
Most FGs Att.	2,180 (2011-12)
Fewest FGs Att.	1,052 (1993-94)
Highest FG Pct	48.1 (1988-89) (866-1,800)
Lowest FG Pct	35.2 (2006-07) (605-1,717)

## 3-PT. FIELD GOALS

Game	
Most 3-Point FG	16 vs. Clemson (2/12/06)
Most 3-Pt Att.	36 vs. Clemson (1/23/05) 36 vs. Duke (3/5/05)
Highest 3-Pt Pct.	72.7 (8-11) vs. Clemson (1/2/97)

## Season

Most 3-Point FG	275 (2004-05)
Most 3-Pt Att.	859 (2004-05)
Highest 3-Pt Pct.	38.3 (1993-94) (134-350)

## FREE THROWS

Game	
Most Made Free Throws	40 vs. Coppin State (12/2/88)
Fewest Free Throws	1 at Duke (1/16/95) 1 vs. Maryland (2/4/98) 1 vs. Virginia Tech (2/15/18)
Most FTs Att.	58 vs. Coppin State (12/2/88)
Fewest FTs Att.	1 vs. Maryland (2/4/98)
Highest FT Pct.	1.000 (10-10) vs. Maryland (2/10/05)
Lowest FT Pct.	.167 (2-12) vs. W&M (11/23/84)

## Season

Most Made Free Throws	481 (2014-15)
Fewest Free Throws	234 (1978-79)
Most FTs Att.	720 (2014-15)
Fewest FTs Att.	383 (1978-79)
Highest FT Pct.	71.9 (1993-94) (323-449)
Lowest FT Pct.	56.3 (1977-78) (264-469)

## ASSISTS

Game	
Most Assists	34 vs. Delaware State (1/2/88)
Fewest Assists	0 vs. George Washington (2/2/79)

## Season

Most Assists	563 (1987-88)
Fewest Assists	148 (1978-79)
Highest Assist Avg.	19.2 (1987-88) (31 games, 597 assists)
Lowest Assist Avg.	7.0 (1978-79) (21 games, 148 assists)

## TURNOVERS

Game	
Most Turnovers	39 vs. North Carolina (2/9/78)
Fewest Turnovers	7, three times last at Quinnipiac (12/19/00)

## Season

Most Turnovers	688 (2014-15)
Fewest Turnovers	449 (1985-86)
Highest Turnover Avg.	21.2 (1981-82) (30 games, 636 TOs)
Lowest Turnover Avg.	15.5 (1985-86) (29 games, 449 TOs)

## BLOCKS

Game	
Most Blocks	12, at Clemson (1/20/14) 12, vs. Appalachian State (12/17/17)
Fewest Blocks	0, several times last vs. Florida State (1/28/16)

## Season

Most Blocks	136 (2010-11)
Fewest Blocks	17 (1993-94)
Highest Block Avg.	4.3 (2010-11) (32 games, 136 blocks)
Lowest Block Avg.	0.6 (1993-94) (27 games, 17 blocks)

## STEALS

Game	
Most Steals	28 vs. UNC Greensboro (11/17/08)
Fewest Steals	1, eight times last vs. Kentucky (12/30/04)

## Season

Most Steals	390 (2011-12)
Fewest Steals	182 (1999-00)
Highest Steal Avg.	12.9 (1982-83) (28 games, 360 steals)
Lowest Steal Avg.	6.5 (1999-00) (28 games, 182 steals)

## PERSONAL FOULS

Game	
Most Fouls	40 vs. Virginia (1/6/05)
Fewest Fouls	7 vs. Harvard (12/22/93)

## Season

Most Fouls	672 (1981-82, 2014-15)
Fewest Fouls	418 (1993-94)

## OPPONENT RECORDS

Game	
Most Points	121, High Point (2/25/77)
Most 3-pt FGs	15, W. Michigan (11/25/00) 15, Syracuse (1/17/16)
Most FTs	37, Notre Dame (11/27/10)
Most Rebounds	68, Clemson (2/12/81)
Most Assists	35, NC State (1/11/79) 35, Clemson (1/17/79)
Most Blocks	16, Duke (1/6/12)
Most Points in a Quarter	34, Duke (1/7/16)
Fewest Points in a Quarter	2, Xavier (12/8/16)
Scoring 20+ Points in all Four Quarters	Notre Dame (12/31/17)

## Season

Most Points	2,354 (2014-15)
Highest Point Avg.	87.9 (1978-79)
Highest FG Pct.	.502 (1978-79)
Most 3pt FGs	189 (2014-15)
Highest 3pt Pct.	.361(1988-89)
Most FTs	522 (2010-11)
Highest FT Pct.	.733 (2005-06)
Most Rebounds	1,445 (2011-12)
Highest Rebounding Avg.	46.4 (1978-79)
Most Assists	461 (1987-88)
Most Turnovers	737 (2011-12)
Most Steals	636 (1988-89)
Most Blocks	172 (2011-12)

# TOP 10 SEASONS

## POINTS

Year	Games	Total
1. 2011-12	34	2353
2. 1987-88	31	2319
3. 2004-05	32	2254
4. 1988-89	28	2252
5. 2014-15	33	2211
6. 2012-13	32	2164
7. 1985-86	29	2152
8. 1989-90	30	2133
9. 2010-11	32	2127
10. 2013-14	31	2103

## REBOUNDS PER GAME

Year	Games	Total
1. 1987-88	31	1329/42.9
2. 1988-89	28	1158/41.4
3. 2016-17	32	1315/41.1
4. 1989-90	30	1218/40.6
5. 2013-14	31	1257/40.5
6. 2002-03	28	1130/40.4
7. 2010-11	32	1290/40.3
8. 2011-12	34	1369/40.3
9. 2009-10	32	1277/39.9
10. 2017-18	31	1231/39.7

## BLOCKS

Year	Games	Total
1. 2010-11	32	136
2. 2015-16	33	132
3. 2017-18	31	130
4. 2011-12	34	118
5. 2014-15	33	116
6. 2016-17	32	109
7. 2000-01	28	104
8. 2006-07	29	101
2012-13	32	101
2013-14	31	101



## POINTS PER GAME

Year	Games	Total
1. 1988-89	28	2252/80.4
2. 1987-88	31	2319/74.8
3. 1990-91	28	2082/74.4
4. 1986-87	28	2081/74.3
5. 1985-86	29	2152/74.2
6. 1982-83	28	2073/74.0
7. 1989-90	30	2133/71.1
8. 2004-05	32	2254/70.4
9. 1995-96	27	1899/70.3
10. 1980-81	28	1967/70.2

## ASSISTS

Year	Games	Total
1. 1987-88	31	563
2. 2004-05	32	489
3. 1989-90	30	488
4. 1988-89	28	484
5. 2012-13	32	474
6. 2011-12	34	470
7. 1986-87	28	469
8. 1995-96	27	466
9. 2014-15	33	454
10. 2010-11	32	453

## BLOCKS PER GAME

Year	Games	Total
1. 2010-11	32	136/4.3
2. 2017-18	31	130/4.2
3. 2015-16	33	132/4.0
4. 2000-01	28	104/3.7
5. 2006-07	29	101/3.5
2011-12	34	118/3.5
2014-15	33	116/3.5
8. 2016-17	32	109/3.4
9. 2013-14	31	101/3.3
10. 2012-13	32	101/3.2

## 3-PT. FIELD GOAL PCT.

Year	FGM-A	Total
1. 1993-94	134-350	.383
2. 1988-89	60-169	.355
3. 1990-91	89-254	.350
4. 1998-99	172-502	.343
5. 1987-88	44-131	.336
6. 1992-93	121-361	.335
7. 2005-06	215-643	.334
8. 2003-04	156-472	.331
9. 2014-15	156-478	.326
10. 1994-95	98-302	.325

## REBOUNDS

Year	Games	Total
1. 2011-12	34	1369
2. 1987-88	31	1329
3. 2016-17	32	1315
4. 2015-16	33	1294
5. 2010-11	32	1290
6. 2009-10	32	1277
7. 2013-14	31	1257
8. 2014-15	33	1256
9. 2017-18	31	1231
10. 2004-05	32	1229

## ASSISTS PER GAME


Year	Games	Total
1. 1987-88	31	563/18.2
2. 1988-89	28	484/17.3
1995-96	27	466/17.3
4. 1986-87	28	469/16.8
5. 1989-90	30	488/16.3
6. 2002-03	28	440/15.7
7. 2004-05	32	489/15.3
8. 1998-99	28	420/15.0
9. 1992-93	28	413/14.8
2012-13	32	474/14.8

## FIELD GOALS MADE

Year	Games	Total
1. 1987-88	31	916
2. 1985-86	29	880
3. 2011-12	34	870
4. 1988-89	28	866
5. 1986-87	28	865
6. 1982-83	28	823
7. 1989-90	30	817
2012-13	32	817
9. 1980-81	28	787
2014-15	33	787

## FREE THROWS MADE

Year	Games	Total
1. 2014-15	33	481
2. 1991-92	28	475
3. 2004-05	32	461
4. 1988-89	28	460
5. 1990-91	28	449
6. 2011-12	34	447
7. 1987-88	31	443
8. 2015-16	33	436
9. 2010-11	32	432
10. 1982-83	28	427



## STEALS

Year	Games	Total
1. 2011-12	34	390
2. 2008-09	31	381
3. 1982-83	28	360
4. 2010-11	32	331
5. 2009-10	32	326
6. 1988-89	28	318
7. 1985-86	29	317
8. 1989-90	30	313
9. 2004-05	32	298
10. 1987-88	31	298

## FIELD GOAL PCT.

Year	FGM-A	Total
1. 1988-89	866-1800	.481
2. 1993-94	641-1354	.473
3. 1987-88	916-1946	.471
4. 1986-87	865-1884	.459
5. 1995-96	762-1684	.452
6. 1985-86	880-1953	.451
7. 1990-91	772-1720	.449
8. 1984-85	763-1702	.448
9. 1989-90	817-1848	.442
10. 1992-93	732-1667	.439

## FREE THROW PCT.

Year	FT-A	Total
1. 2004-05	461-612	.753
2. 2005-06	397-548	.724
3. 1993-94	323-449	.719
4. 1991-92	475-672	.707
5. 1985-86	392-566	.693
6. 1990-91	449-650	.691
7. 1992-93	374-545	.686
8. 1999-00	313-457	.685
9. 1982-83	427-628	.680
10. 2016-17	383-565	.678

## STEALS PER GAME

Year	Games	Total
1. 1982-83	28	360/12.9
2. 2008-09	31	381/12.3
3. 2011-12	34	390/11.5
4. 1988-89	28	318/11.4
5. 1985-86	29	317/10.9
6. 1986-87	28	292/10.4
1989-90	30	313/10.4
8. 2010-11	32	331/10.3
9. 2009-10	32	326/10.2
10. 1984-85	27	271/10.0

## 3-PT. FIELD GOALS MADE

Year	Games	Total
1. 2004-05	32	275
2. 2005-06	28	215
3. 2008-09	31	179
4. 1998-99	28	172
2009-10	32	172
6. 2010-11	32	167
2012-13	32	167
8. 2011-12	34	166
9. 2002-03	28	158
2007-08	30	158

## ASSIST-TO-TURNOVER

Year	A/TO	Total
1. 1995-96	466/491	.949
2. 1987-88	563/597	.943
3. 1985-86	415/449	.924
4. 2004-05	489/556	.879
5. 1986-87	469/541	.867
6. 2008-09	448/523	.857
7. 1992-93	413/490	.843
8. 2017-18	424/505	.839
9. 1988-89	484/589	.822
10. 1989-90	488/600	.813

# INDIVIDUAL RECORDS

## SCORING

### Most Points in a Game

48 by Chelsea Douglas at FIU (12/29/13)

### Most Points in a Season

683 by Dearica Hamby (2013-14)

### Most Points in a Career

1,801 by Dearica Hamby (2011-15)

### Double Figure Scoring in a Season

28 games by Tracy Connor (1992-93)

28 games by Dearica Hamby (2014-15)

### Double Figures in Consecutive Games

33 by Tracy Connor (1992-93/1994-95)

### Best Scoring Average in a Season

22.0 by Dearica Hamby (2013-14 / 683 points)

### Best Scoring Average in a Career

17.0 by Tracy Connor (1992-97 / 1,619 points)

## REBOUNDS

### Most in a Game

22 by Tracy Connor vs. NC State (1/21/93)

### Most in a Season

341 by Dearica Hamby (2014-15)

### Most in a Career

1,021 by Dearica Hamby (2011-15)

### Best Rebounding Average in a Season

11.3 by Tracy Connor (1992-93/316 rebounds)

### Best Rebounding Average in a Career

9.5 by Tracy Connor (1992-97/906 rebounds)

## FIELD GOALS

### Made in a Game

16 by Brittany Waters at Clemson (2/24/11)

16 by Jenny Mitchell vs. West Virginia (12/1/90)

### Made in a Season

265 by Dearica Hamby (2013-14)

### Made in a Career

763 by Jenny Mitchell (1987-91)

### Attempted in a Game

31 by Keeva Jackson vs. Clemson (2/24/83)

### Attempted in a Season

527 by Yolanda Lavender (2006-07)

### Attempted in a Career

1,650 by Amy Privette (1983-87)

### Best FG Percentage in a Game (min. 10 attempts)

90.9 (10-11) by Lisa Dodd vs. Delaware St. (1/2/88)

### Highest Perfect FG Percentage Game

1,000 (7-7) by Lisa Dodd vs. NC State (1/11/89)

### Best FG Percentage in a Season (min. 100 attempts)

64.7 (172-266) by Lisa Dodd (1987-88)

### Best FG Percentage in a Career (min. 500 attempts)

60.6 (763-1,259) by Jenny Mitchell (1987-91)

## 3-PT. FIELD GOALS

### Made in a Game

9 by Chelsea Douglas at FIU (12/29/13)

9 by Elisa Penna at NC State (2/18/18)

### Made in a Season

97 by Cotelia Bond-Young (2004-05)

### Made in a Career

267 by Cotelia Bond-Young (2005-06)

### Attempted in a Game

15 by Cotelia Bond-Young vs. Virginia (1/6/05)

by Nicole Levesque vs. Florida State (1/15/92)

### Attempted in a Season

298 by Cotelia Bond-Young (2004-05)

### Attempted in a Career

804 by Cotelia Bond-Young (2003-06)

### Best 3-Pt. Percentage in a Game (min. 5 attempts)

100.0 (5-5) by Heidi Coleman vs. JMU (12/17/97)

100.0 (5-5) by Kristen Shaffer vs. FSU (1/14/01)

### Best 3-pt Percentage in a Season (min. 50 attempts)

42.9 (54-126) by Nicole Levesque (1990-91)

### Best 3-pt Percentage in a Career (min. 100 attempts)

38.1 (53-139) by Cathy Wille (1986-90)

## FREE THROWS

### Made in a Game

18 by Nicole Levesque vs. Bradley (12/7/91)

### Made in a Season

175 by Dearica Hamby (2014-15)

### Made in a Career

410 by Nicole Levesque (1990-94)

### Attempted in a Game

19 by Nicole Levesque vs. Bradley (12/7/91)

### Attempted in a Season

247 by Dearica Hamby (2014-15)

### Attempted in a Career

603 by Dearica Hamby (2011-15)

### Best FT Percentage in a Game (min. 10 attempts)

1.000, by seven - two players 14-14 (Nicole Levesque on 2/26/94 and Beth Davis on 2/16/91)

### Best FT Percentage in a Season (min. 50 attempts)

96.9 (63-65) by Alice Neal (1988-89)

### Best FT Percentage in a Career (min. 150 attempts)

83.0 (410-494) by Nicole Levesque (1991-94)

## ASSISTS

### Most in a Game

16 by Gretchen Hollifield vs. Canisius (12/21/94)

### Most in a Season

181 by Gretchen Hollifield (1995-96)

### Most in a Career

513 by Brooke Thomas (2008-12)

## STEALS

### Most in a Game

10 by Porsche' Jones vs. Savannah State (1/10/05)

### Most in a Season

88 by Amy Privette (1986-87)

### Most in a Career

287 by Amy Privette (1983-87)

## BLOCKS

### Most in a Game

9 by Mekia Valentine vs. Western Carolina (11/14/06)

### Most in a Season

61 by Lisa Dodd (1987-88)

### Most in a Career

153 by Lisa Dodd (1986-88)

## DOUBLE-DOUBLES

### Most in a Season

22 by Dearica Hamby (2013-14)

### Most in a Career

50 by Jenny Mitchell (1987-91)

## PLAYING TIME

### Games Played in a Season

34 Lakevia Boykin, Chelsea Douglas, Secily Ray, Sandra Garcia, Lindsay Wright, Brooke Thomas, Dearica Hamby (2011-12)

### Games Played in a Career

130 by Lakevia Boykin (2009-13)

### Consecutive Games Played

130 by Lakevia Boykin (2009-13)

### Games Started

128 by Amber Campbell (2014-18)

### Consecutive Games Started

97 by Lisa Stockton (1982-86)

### Minutes Played in a Season

1,158 by Lakevia Boykin (2012-13)

### Minutes Played in a Career

4,125 by Amber Campbell (2014-18)

## OPPONENT RECORDS

### Most Points

51, Carolyn Aldridge, Tennessee State (12/2/94)

### Most 3-Pt. Field Goals Made

9, Imani Wright, Florida State (1/18/18)

### Most Free Throws Made

19, Karen Eisner, Richmond (12/10/83)

### Most Rebounds

24, Tianna Hawkins, Maryland (1/19/12)

### Most Assists

17, Debbie Lytle, Maryland (1/23/80)

17, Deanna Greer, Clemson (1/17/79)

### Most Blocks

12, Elizabeth Williams, Duke (1/6/12)



AMBER CAMPBELL HAS PLAYED MORE MINUTES AND STARTED MORE GAMES THAN ANY OTHER DEMON DEACON IN A CAREER

# SINGLE GAME RECORDS

## REBOUNDS

1. Tracy Connor	22	at NC State (1/21/93)
2. Barbara Durham	21	vs. Duke (11/24/79)
3. Dearica Hamby	20	vs. Boston College (2/12/15)
Erin Ferrell	20	vs. South Florida (3/21/05)
RaeAnna Mulholland	20	at Georgia Tech (1/12/95)
LaChina Robinson	20	vs. Radford (11/21/01)
7. Milan Quinn	19	vs. Xavier (12/8/16)
8. Alex Tchangoue	18	vs. Lipscomb (12/19/05)
Brittany Waters	18	vs. W-S State (11/24/08)
Dearica Hamby	18	vs. Florida A&M (12/28/13)
Dearica Hamby	18	at Clemson (1/20/14)
<b>FREE THROWS</b>		
1. Nicole Levesque	18 (19)	vs. Bradley (12/7/91)
2. Nicole Levesque	15 (17)	at W. Carolina (1/20/92)
3. Dearica Hamby	14 (16)	vs. Georgia Tech (2/28/15)

Dearica Hamby	14 (16)	vs. Montana (11/29/14)
Amy Privette	14 (17)	vs. App. State (1/3/86)
Nicole Levesque	14 (14)	at Maryland (2/26/94)
Beth Davis	14 (14)	vs. Duke (2/16/91)
7. Amy Cartner	13 (15)	vs. Old Dominion (1/3/87)
Patti Brink	13 (16)	vs. Georgia Tech (2/2/80)
Laura Coakley	13 (14)	at UNC Charlotte (12/19/93)
Laura Coakley	13 (17)	at Duke (2/26/92)

## FREE THROW PCT.

(minimum 10 free throws made)

1. Nicole Levesque	1.000 (14-14)	at Maryland (2/26/94)
Beth Davis	1.000 (14-14)	vs. Duke (2/16/91)
Elisa Penna	1.000 (12-12)	at Boston College (1/24/16)
Sandra Garcia	1.000 (11-11)	vs. Radford (12/7/11)
Barbara Durham	1.000 (10-10)	vs. Clemson (12/1/79)
Nicole Levesque	1.000 (10-10)	

vs. Charleston (12/18/91)		at NC State (1/21/93)
Yolanda Lavender	1.000 (10-10)	Tracy Connor
vs. Georgia Tech (1/28/07)		vs. San Francisco (12/1/95)
8. Nicole Levesque	.947 (18-19)	
vs. Bradley (12/7/91)		
9. Laura Coakley	.929 (13-14)	
at UNC Charlotte (12/19/93)		
10. Nicole Levesque	.923 (12-13)	
at Old Dominion (11/28/93)		
Liz Strunk	.923 (12-13)	
vs. Virginia (2/18/06)		

## FIELD GOALS

1. Brittany Waters	16	vs. Clemson (2/24/11)
Jenny Mitchell	16	vs. C. Michigan (11/30/90)
Jenny Mitchell	16	vs. West Virginia (12/1/90)
4. Barbara Buchanan	15	vs. Marshall (11/20/81)
Jenny Mitchell	15	at Alaska-Anchorage (2/24/90)
Chelsea Douglas	15	at FIU (12/29/13)
7. Liz Strunk	14	at Clemson (2/21/05)
Alice Neal	14	at East Tennessee St. (1/22/87)
Tracy Connor	14	

Tracy Connor	14	at NC State (1/21/93)
		vs. San Francisco (12/1/95)

## 3-PT. FIELD GOALS

1. Chelsea Douglas	9	at FIU (12/29/13)
<b>2. Elisa Penna</b>		
	<b>9</b>	<b>at NC State (2/18/18)</b>
3. Cotelia Bond-Young	7	vs. Kentucky (12/30/05)
Janae Whiteside	7	vs. Virginia (2/27/99)
5. Several tied with	6	Last: Chelsea Douglas at Delaware (11/15/13)

## STEALS

1. Porsche' Jones	10	vs. Savannah State (1/10/05)
2. Keea Jackson	9	vs. Liberty Baptist (11/30/82)
Sonya Henderson	9	at Georgia Tech (2/9/85)
Brooke Thomas	9	vs. UNCG (11/17/08)
Dearica Hamby	9	at Marquette (11/9/13)
6. Two tied with	8	Last: Amy Privette vs. North Carolina (2/19/86)

## WINS & LOSSES

<b>Wins</b>	
23 (23-8)	1987-88
<b>Losses</b>	
23 (4-23)	1997-98
<b>Season Win Pct.</b>	
High .750 (12-4), 1972-73	
Low .095 (2-19), 1978-79	
<b>Most ACC Wins</b>	
9 (9-5)	1987-88
<b>Fewest ACC Wins</b>	
0	five times, 1978-79 (0-6); 1980-81 (0-8); 1982-83 (0-7); 1997-98 (0-16); 2006-07 (0-14)
<b>Home Wins</b>	
13 (13-5)	2008-09
13 (13-5)	2009-10
<b>Home Losses</b>	
11 (7-11)	2006-07
<b>Road Wins</b>	
8 (8-5)	1987-88
<b>Road Losses</b>	
11	five times, 1979-80 (2-11); 1980-81 (4-11); 1993-94 (2-11); 1997-98 (1-11); 1999-00 (3-11)

## STREAKS

<b>Season Win Streak</b>	
12	2008-09
	(11/17/08 to 1/1/09)
<b>Season Loss Streak</b>	
16	1997-98
	(12/30/97 to 2/26/98)
<b>Season Home Win Streak</b>	
10	2008-09
<b>Season Home Loss Streak</b>	
9	1978-79
<b>Season Road Win Streak</b>	
6	1992-93
<b>Season Road Loss Streak</b>	
11	1993-94
<b>All-Time Home Win Streak</b>	
11	2/16/87 to 2/7/88
11	2/24/08 to 1/1/09
<b>All-Time Home Loss Streak</b>	
12	2/1/78 to 2/2/79
<b>All-Time Road Win Streak</b>	
6	12/1/92 to 12/30/92
<b>All-Time Road Loss Streak</b>	
11	12/1/93 to 2/24/94

## ATTENDANCE

<b>Home Game</b>	
8,849	vs. Jacksonville (12/14/15)
<b>Road Game</b>	
10,526	at Maryland (1/21/07)

## BEST SINGLE-GAME PERFORMANCES

### 40-Point Games (3)

48	Chelsea Douglas at FIU (12/29/13)
40	Liz Strunk at Clemson (2/21/05)
40	Brittany Waters at Clemson (2/24/11)
40	Dearica Hamby vs. Montana (11/29/14)

### 30-Point Games (35)

48	Chelsea Douglas at FIU (12/29/13)
40	Liz Strunk at Clemson (2/21/05)
40	Brittany Waters at Clemson (2/24/11)
38	Amy Privette vs. Appalachian State (1/3/86)
37	Deirdre Naughton vs. Savannah State (2/21/06)
36	Dearica Hamby vs. Boston College (2/12/15)
35	Jenny Mitchell vs. Central Michigan (11/30/90)
35	Tracy Connor at NC State (1/21/93)
34	Jenny Mitchell vs. West Virginia (12/1/90)
34	Lakevia Boykin at Florida State (1/10/13)
<b>34</b>	<b>Elisa Penna at NC State (2/18/18)</b>
33	Jenny Mitchell at Georgia Tech (2/11/89)
33	Nicole Levesque vs. Bradley (12/7/91)
33	Brittany Waters at Miami (Ohio) (11/21/09)
32	Dearica Hamby vs. Georgia Tech (2/28/15)
32	Barbara Durham at Winston-Salem State (11/20/79)
32	Jane Jackson vs. North Carolina (1/14/80)
32	Barbara Durham at Appalachian State (1/18/82)
32	Tracy Connor vs. San Francisco (12/1/95)
32	Corine Groves at Clemson (2/8/09)
32	Dearica Hamby at PITT (02/09/14)
32	Chelsea Douglas vs. Florida State (02/02/14)
31	Yolanda Lavender vs. at NC State (1/14/07)
31	Tracy Connor vs. North Carolina (1/8/96)
31	Chelsea Douglas vs. Maryland (3/8/13)
31	Dearica Hamby vs. South Alabama (12/20/13)
30	Barbara Durham vs. Catawba (2/4/80)
30	Barbara Buchanan vs. Marshall (11/20/81)
30	Beth Davis at Iowa (12/11/88)
30	Jenny Mitchell at Alaska-Anchorage (2/24/90)
30	Nicole Levesque vs. Canisius (11/24/91)
30	Nicole Levesque vs. Western Illinois (11/30/91)
30	RaeAnna Mulholland at Georgia Tech (1/12/95)
30	RaeAnna Mulholland vs. South Carolina (11/24/95)
30	Olivia Dardy vs. Duke (3/2/01)
30	Cotelia Bond-Young vs. Virginia (1/6/05)
30	Liz Strunk vs. Clemson (1/23/05)
30	Chelsea Douglas at Delaware (11/15/13)

### Double-Double Points-Steals (1)

15p/10s	Porsche' Jones vs. Savannah State (1/10/05)
---------	---

### 20-Rebound Games (5)

22	Tracy Connor at NC State (1/21/93)
21	Barbara Durham vs. Duke (11/24/79)
21	RaeAnna Mulholland at Georgia Tech (1/12/95)
20	LaChina Robinson vs. Radford (11/21/01)
20	Erin Ferrell vs. South Florida (3/21/05)
20	Dearica Hamby vs. Boston College (2/12/15)

### 10-Assist Games (17)

16	Gretchen Hollifield vs. Canisius (12/21/94)
14	Gretchen Hollifield at Florida Atlantic (1/2/95)
12	Nicole Levesque at Old Dominion (11/28/93)
12	Gretchen Hollifield at UNC Greensboro (12/6/95)
11	Nicole Levesque vs. Howard (11/23/90)
11	Nicole Levesque at NC State (2/24/94)
11	Nicole Levesque at Maryland (2/26/94)
11	Heidi Coleman at UNC Asheville (12/19/95)
11	Gretchen Hollifield at Maryland (1/31/96)
11	Cotelia Bond-Young vs. Duke (1/19/05)
11	Brooke Thomas vs. Maryland (3/6/09)
11	Chelsea Douglas vs. Clemson (1/22/12)
10	Lisa Carter vs. Virginia Commonwealth (1/3/90)
10	Nicole Levesque at NC State (2/24/93)
10	Gretchen Hollifield at NC State (1/25/95)
10	Gretchen Hollifield at Florida State (1/20/96)
10	Adell Harris vs. Georgia Tech (1/4/99)
10	Adell Harris vs. Florida State (1/10/02)
10	Tiffany Roulhac vs. Clemson (1/14/08)
10	Brooke Thomas at Miami (Ohio) (1/21/09)
10	Brooke Thomas vs. Md.-Eastern Shore (12/29/11)
10	Asia Williams at Duke (2/17/13)
10	Asia Williams at Virginia (2/25/13)
<b>10</b>	<b>Gina Conti vs. Virginia Tech (2/15/18)</b>

### 20-Points/20 Rebounds (2)

30/20	Jenny Mitchell at Alaska-Anchorage (2/24/90)
35/22	Tracy Connor at NC State (1/21/93)
30/20	RaeAnna Mulholland at Georgia Tech (1/12/95)
36/20	Dearica Hamby vs. Boston College (2/12/15)

### 20-Points/10 Assists (4)

23/10	Gretchen Hollifield at NC State (1/25/95)
21/11	Nicole Levesque at NC State (2/24/94)
21/11	Nicole Levesque at Maryland (2/26/94)
24/11	Cotelia Bond-Young vs. Duke (1/19/05)

# SINGLE SEASON RECORDS

## POINTS

1. Dearica Hamby	2013-14	683
2. Dearica Hamby	2014-15	650
3. Tracy Connor	1992-93	576
4. Jenny Mitchell	1990-91	532
5. Jenny Mitchell	1988-89	522
Chelsea Douglas	2013-14	522
7. Amy Privette	1985-86	515
8. Yolanda Lavender	2006-07	492
9. Cotelia Bond-Young	2004-05	486
10. Nicole Levesque	1991-92	485

## SCORING AVERAGE

1. Dearica Hamby	2013-14	22.0
2. Tracy Connor	1992-93	20.6
3. Dearica Hamby	2014-15	20.3
4. Jenny Mitchell	1990-91	19.0
5. Jenny Mitchell	1988-89	18.6
Chelsea Douglas	2013-14	18.6
7. Amy Privette	1985-86	17.8
Tracy Connor	1995-96	17.8
9. Nicole Levesque	1991-92	17.3
10. Yolanda Lavender	2006-07	17.0

## REBOUNDS

1. Dearica Hamby	2014-15	341
2. Dearica Hamby	2013-14	340
3. Tracy Connor	1992-93	316
4. Jenny Mitchell	1990-91	301
5. Milan Quinn	2015-16	300
6. Milan Quinn	2016-17	294
7. Jenny Mitchell	1989-90	293
8. Erin Ferrell	2004-05	288
9. Tracy Connor	1995-96	264
10. Alex Sharp	2017-18	259

## REBOUNDING AVG.

1. Tracy Connor	1992-93	11.3
2. Dearica Hamby	2013-14	11.0
3. Jenny Mitchell	1990-91	10.8
4. Dearica Hamby	2014-15	10.7
5. Tracy Connor	1995-96	10.2
6. Jenny Mitchell	1989-90	9.8
7. Barbara Durham	1979-80	9.4
8. Milan Quinn	2016-17	9.2
Corinne Groves	2006-07	9.2
10. Milan Quinn	2015-16	9.1

## FIELD GOALS

1. Dearica Hamby	2013-14	265
2. Jenny Mitchell	1990-91	233
3. Dearica Hamby	2014-15	232
4. Jenny Mitchell	1989-90	226
5. Tracy Connor	1992-93	223
6. Jenny Mitchell	1988-89	221
7. Amy Privette	1985-86	212
8. Lisa Stockton	1985-86	204
9. Amy Privette	1986-87	198
10. Jane Jackson	1979-80	191

## FIELD GOAL ATTEMPTS

1. Yolanda Lavender	2006-07	527
2. Dearica Hamby	2013-14	480
3. Amy Privette	1985-86	471
4. Chelsea Douglas	2013-14	467
5. Dearica Hamby	2014-15	465

6. Chelsea Douglas	2012-13	449
7. Amy Privette	1986-87	444
8. Ariel Stephenson	2016-17	438
9. Cotelia B-Young	2004-05	437
10. Jane Jackson	1979-80	436

## FIELD GOAL PCT.

(minimum 50 attempts)

1. Lisa Dodd	1987-88	.647
2. Jenny Mitchell	1988-89	.616
3. Jenny Mitchell	1990-91	.610
4. Jenny Mitchell	1989-90	.606
5. Jenny Mitchell	1987-88	.572
6. Lisa Dodd	1986-87	.567
7. Alice Neal	1986-87	.563
8. Sandra Garcia	2010-11	.560
9. Lisa Dodd	1988-89	.557
10. Dearica Hamby	2013-14	.552

## 3-PT. FIELD GOALS

1. Cotelia Bond-Young	2004-05	97
2. Chelsea Douglas	2013-14	86
3. Cotelia Bond-Young	2005-06	85
4. Chelsea Douglas	2012-13	72
5. Yolanda Lavender	2006-07	66
6. Ariel Stephenson	2015-16	64
7. Tonia Brown	2001-02	62
Lakevia Boykin	2012-13	62
9. Heidi Coleman	1996-97	61
10. Heidi Coleman	1997-98	57
Deirdre Naughton	2005-06	57

## 3-PT. FIELD GOAL ATTEMPTS

1. Cotelia Bond-Young	2004-05	298
2. Chelsea Douglas	2013-14	248
3. Cotelia Bond-Young	2005-06	247
4. Yolanda Lavender	2006-07	233
5. Ariel Stephenson	2015-16	226
6. Chelsea Douglas	2012-13	211
7. Tonia Brown	2001-02	185
8. Liz Strunk	2004-05	182
9. Heidi Coleman	1996-97	179
10. Heidi Coleman	1997-98	166
Chelsea Douglas	2011-12	166

## 3-PT. FIELD GOAL PCT.

(minimum 50 attempts)

1. Nicole Levesque	1990-91	.429
2. Karen Davis	1993-94	.415
3. Gretchen Hollifield	1993-94	.414
Gretchen Hollifield	1994-95	.414
5. Lakevia Boykin	2012-13	.413
6. Liz Strunk	2003-04	.405
7. Heidi Coleman	1998-99	.397
8. Heidi Coleman	1995-96	.389
9. Sabrina Slone	1992-93	.388
10. Val Klopfer	1998-99	.383

## FREE THROWS

1. Dearica Hamby	2014-15	175
2. Dearica Hamby	2013-14	142
3. Nicole Levesque	1991-92	140
4. Tracy Connor	1992-93	130
5. Beth Davis	1990-91	118
6. Laura Coakley	1991-92	108
Yolanda Lavender	2006-07	108

8. Liz Strunk	2004-05	107
9. Liz Strunk	2005-06	106
10. Brittany Waters	2009-10	103

## FREE THROW ATTEMPTS

1. Dearica Hamby	2014-15	247
2. Dearica Hamby	2013-14	210
3. Tracy Connor	1992-93	197
4. Nicole Levesque	1991-92	173
5. Tracy Connor	1995-96	165
6. Laura Coakley	1991-92	158
7. Tracy Connor	1996-97	157
8. Jenny Mitchell	1988-89	151
9. Brittany Waters	2009-10	149
10. Yolanda Lavender	2006-07	148

## FREE THROW PCT.

(minimum 50 attempts)

1. Alice Neal	1988-89	.889
2. Nicole Levesque	1993-94	.872
3. Lisa Brooks	1982-83	.862
4. Nicole Levesque	1990-91	.861
5. Beth Davis	1988-89	.848
6. Deirdre Naughton	2005-06	.846
7. Liz Strunk	2004-05	.829
Cotelia Bond-Young	2004-05	.829
9. Porsche' Jones	2004-05	.817
Chelsea Douglas	2010-11	.817

## ASSISTS

1. Gretchen Hollifield	1995-96	181
2. Nicole Levesque	1993-94	156
3. Porsche' Jones	2004-05	151
4. Brooke Thomas	2008-09	148
5. Gretchen Hollifield	1994-95	147
6. Asia Williams	2012-13	145
7. Cathy Wille	1987-88	143
8. Cotelia Bond-Young	2004-05	133
9. Amy Privette	1986-87	131
10. Amy Privette	1985-86	127

## ASST.-TO-TURNOVER RATIO

(minimum 50 assists)

1. Courtney Morris	2008-09	2.16
2. Heidi Coleman	1995-96	1.83
3. Alex Tchangoue	2006-07	1.75
4. Alice Neal	1987-88	1.74
Amy Privette	1985-86	1.72
Cotelia Bond-Young	2002-03	1.72
7. Porsche' Jones	2004-05	1.62
8. Gretchen Hollifield	1995-96	1.66
9. Amy Privette	1986-87	1.56
10. Val Klopfer	2000-01	1.55

## STEALS

1. Amy Privette	1986-87	88
2. Amy Privette	1985-86	87
3. Alex Tchangoue	2008-09	85
4. Keeva Jackson	1982-83	82
5. Porsche' Jones	2004-05	79
6. Cotelia Bond-Young	2004-05	75
7. Jenny Mitchell	1989-90	72
8. Nicole Levesque	1991-92	70
Courtney Morris	2008-09	70
10. Alice Neal	1988-89	67

## BLOCKS

1. Lisa Dodd	1987-88	61
2. Mekia Valentine	2006-07	50
3. Milan Quinn	2015-16	49
4. Mekia Valentine	2007-08	44
5. Lisa Dodd	1986-87	43
6. Kandice Ball	2015-16	42
7. Jenny Mitchell	1989-90	40
8. Dearica Hamby	2012-13	36
<b>Ona Udoh</b>	<b>2017-18</b>	<b>36</b>
9. Chanté Stiers	1983-84	35
Eafton Hill	2000-01	35

## MINUTES PLAYED

(minutes kept beginning with 1983 season)

1. Lakevia Boykin	2012-13	1,158
2. Porsche' Jones	2004-05	1,154
3. Cotelia B-Young	2004-05	1,129
4. Chelsea Douglas	2012-13	1,124
5. Amber Campbell	2015-16	1,121
6. Liz Strunk	2004-05	1,106
7. Erin Ferrell	2004-05	1,102
8. Dearica Hamby	2013-14	1,098
9. Amber Campbell	2016-17	1,086
10. Lisa Stockton	1985-86	1,085

## FRESHMAN RECORDS

<b>Points</b>	576	Tracy Connor, 1992-93
<b>Scoring Average</b>	20.6	Tracy Connor, 1992-93
<b>Rebounds</b>	316	Tracy Connor, 1992-93
<b>Rebounding Average</b>	11.3	Tracy Connor, 1992-93
<b>Field Goals Made</b>	223	Tracy Connor, 1992-93
<b>Field Goals Attempted</b>	413	Tracy Connor, 1992-93
<b>Field Goal Percentage</b>	.572 (83-145)	Jenny Mitchell, 1987-88
<b>3-Pt. Field Goals Made</b>	64	Ariel Stephenson, 2015-16
<b>3-Pt. Field Goals Attempted</b>	226	Ariel Stephenson, 2015-16
<b>3-Pt. Field Goal Percentage</b>	.429 (54-126)	Nicole Levesque, 1990-91
<b>Free Throws Made</b>	130	Tracy Connor, 1992-93
<b>Free Throws Attempted</b>	197	Tracy Connor, 1992-93
<b>Free Throw Percentage</b>	.861 (99-115)	Nicole Levesque, 1990-91
<b>Assists</b>	148	Brooke Thomas, 2008-09
<b>Steals</b>	65	Brooke Thomas, 2008-09
<b>Blocked Shots</b>	50	Mekia Valentine, 2006-07
<b>Assist-to-Turnover Ratio</b>	1.50 (84-56)	Gina Conti, 2017-18

# CAREER RECORDS

## POINTS

1. Dearica Hamby	2011-15	1,801
2. Jenny Mitchell	1988-91	1,728
3. Amy Privette	1984-87	1,722
4. Nicole Levesque	1991-94	1,663
5. Chelsea Douglas	2010-14	1,656
6. Tracy Connor	1993-97	1,619
7. Cotelia Bond-Young	2003-06	1,507
8. Amber Campbell	2014-18	1,489
9. Liz Strunk	2003-06	1,352
10. Lisa Stockton	1983-86	1,347
11. Jane Jackson	1977-80	1,342
12. Lakevia Boykin	2009-13	1,309
13. Brittany Waters	2007-11	1,267
14. Alice Neal	1986-89	1,214
15. Alex Tchangoue	2006-09	1,212
16. Barbara Durham	1980-83	1,203
17. Sandra Garcia	2009-13	1,201
18. Corinne Groves	2006-09	1,194
19. Beth Davis	1989-91	1,172
20. RaeAnna Mulholland	1994-97	1,110
21. Secily Ray	2008-12	1,099
<b>22. Ariel Stephenson</b>	<b>2015-pres.</b>	<b>1,079</b>
23. Tonia Brown	2001-04	1,073
24. Erin Ferrell	2002-05	1,044
<b>25. Elisa Penna</b>	<b>2015-pres.</b>	<b>1,040</b>
26. Barbara Buchanan	1981-84	1,023

## SCORING AVERAGE

(minimum two years played)

1. Tracy Connor	1993-97	17.0
2. Jane Jackson	1977-80	15.8
3. Amy Privette	1984-87	15.7
4. Nicole Levesque	1991-94	15.0
5. Jenny Mitchell	1988-91	14.8
6. Beth Davis	1989-91	14.1
7. Dearica Hamby	2011-15	14.0
8. Chelsea Douglas	2010-14	13.1
9. Cotelia Bond Young	2003-06	12.9
10. RaeAnna Mulholland	1994-97	12.6

## REBOUNDS

1. Dearica Hamby	2011-15	1,021
2. Jenny Mitchell	1988-91	1,006
3. Tracy Connor	1993-97	906
4. Secily Ray	2008-12	844
5. Milan Quinn	2013-17	827
6. Alex Tchangoue	2006-09	759
7. Corinne Groves	2006-09	745
8. Sandra Garcia	2009-13	722
9. RaeAnna Mulholland	1994-97	650
10. Erin Ferrell	2002-05	626

## REBOUNDING AVERAGE

(minimum two years played)

1. Tracy Connor	1993-97	9.5
2. Jenny Mitchell	1988-91	8.6
3. Dearica Hamby	2011-15	7.9
4. Phyllis Edwards	1988-89	7.8
5. RaeAnna Mulholland	1994-97	7.4
Laura Coakley	1992-94	7.0
7. Keeva Jackson	1982-84	6.9
8. Corinne Groves	2006-09	6.7
9. Secily Ray	2008-12	6.6
10. Alex Tchangoue	2006-09	6.4
Milan Quinn	2013-17	6.4

## FIELD GOALS

1. Jenny Mitchell	1988-91	763
2. Amy Privette	1984-87	730
3. Dearica Hamby	2011-15	684
4. Tracy Connor	1993-97	616
5. Lisa Stockton	1983-86	592
6. Chelsea Douglas	2010-14	563
7. Amber Campbell	2014-18	552
8. Nicole Levesque	1991-94	530
9. Cotelia Bond Young	2003-06	517
10. Alice Neal	1986-89	514

## FIELD GOAL ATTEMPTS

1. Amy Privette	1984-87	1,650
2. Chelsea Douglas	2010-14	1,577
3. Cotelia Bond-Young	2003-06	1,422
4. Nicole Levesque	1991-94	1,387
5. Dearica Hamby	2011-15	1,325
6. Lakevia Boykin	2009-13	1,299
7. Lisa Stockton	1983-86	1,262
8. Jenny Mitchell	1988-91	1,259
9. Amber Campbell	2014-18	1,280
10. Tracy Connor	1993-97	1,208

## FIELD GOAL PCT.

(minimum 500 attempts)

1. Jenny Mitchell	1987-91	.606
2. Lisa Dodd	1987-91	.587
4. Alice Neal	1986-89	.517
5. Dearica Hamby	2011-15	.516
6. Tracy Connor	1993-97	.510
6. Tiffani Listenbee	1999-03	.505
7. Sandra Garcia	2009-13	.504
8. Milan Quinn	2013-17	.492
9. Brenda M. Kirkpatrick	1997-01	.481
10. Phyllis Edwards	1988-89	.480
Laura Coakley	1992-94	.480

## 3-PT. FIELD GOALS

1. Cotelia Bond Young	2003-06	267
2. Chelsea Douglas	2010-14	257
3. Nicole Levesque	1991-94	193
4. Heidi Coleman	1995-99	191
5. Lakevia Boykin	2009-13	167
6. Tonia Brown	2001-04	142
<b>Ariel Stephenson</b>	<b>2015-pres.</b>	<b>142</b>
8. Liz Strunk	2003-06	141
9. Alex Tchangoue	2006-09	129
10. Camille Collier	2007-12	127

## 3-PT. FIELD GOALS ATTEMPTS

1. Cotelia Bond Young	2003-06	804
2. Chelsea Douglas	2010-14	774
3. Nicole Levesque	1991-94	550
4. Heidi Coleman	1995-99	527
<b>5. Ariel Stephenson</b>	<b>2015-pres.</b>	<b>521</b>
6. Lakevia Boykin	2009-13	484
7. Tonia Brown	2001-04	474
8. Liz Strunk	2003-06	424
9. Camille Collier	2007-12	416
10. Brittany Waters	2007-11	408

## 3-PT. FIELD PCT.

(minimum 100 attempts)

1. Cathy Wille	1987-90	.381
2. Karen Davis	1991-94	.369
3. Deirdre Naughton	2005-06	.368
4. Gretchen Hollifield	1993-96	.366
5. Heidi Coleman	1995-99	.362

6. Alex Tchangoue	2006-09	.353
7. Alice Neal	1986-89	.352
8. Nicole Levesque	1991-94	.351
9. Sabrina Slone	1990-93	.345
Lakevia Boykin	2009-13	.345

## FREE THROWS

1. Nicole Levesque	1991-94	410
2. Dearica Hamby	2011-15	401
3. Tracy Connor	1993-97	387
4. Liz Strunk	2003-06	311
5. Beth Davis	1989-91	308
6. Secily Ray	2008-12	287
Amber Campbell	2014-18	287
8. Chelsea Douglas	2010-14	273
9. Brittany Waters	2007-11	268
10. Amy Privette	1984-87	262

## FREE THROW ATTEMPTS

1. Dearica Hamby	2011-15	603
2. Tracy Connor	1993-97	599
3. Nicole Levesque	1991-94	494
4. Jenny Mitchell	1988-91	460
5. Secily Ray	2008-12	446
6. Liz Strunk	2003-06	421
7. Amy Privette	1984-87	403
8. Brittany Waters	2007-11	400
9. Beth Davis	1989-91	389
10. Amber Campbell	2014-18	380

## FREE THROW PCT.

(minimum 150 attempts)

1. Nicole Levesque	1991-94	.830
2. Lisa Brooks	1981-84	.823
3. Alice Neal	1986-89	.805
4. Heidi Coleman	1995-99	.800
5. Beth Davis	1989-91	.792
6. Porsche' Jones	2004-06	.778
7. Amber Campbell	2014-18	.755
8. Lakevia Boykin	2009-13	.753
9. Barbara Durham	1980-83	.750
Gretchen Hollifield	1993-96	.750

## ASSISTS

1. Brooke Thomas	2008-12	513
2. Nicole Levesque	1991-94	488
3. Cotelia Bond-Young	2003-06	462
4. Gretchen Hollifield	1993-96	453
5. Amy Privette	1984-87	424
6. Cathy Wille	1987-90	396
7. Chelsea Douglas	2010-14	360
8. Alice Neal	1986-89	340
9. Lisa Stockton	1983-86	330
10. B.J. Thames	1990-93	300

## STEALS

1. Amy Privette	1984-87	287
2. Brooke Thomas	2008-12	252
3. Alex Tchangoue	2006-09	244
4. Courtney Morris	2006-10	234
5. Amber Campbell	2014-18	227
6. Nicole Levesque	1991-94	221
7. Dearica Hamby	2011-15	216
8. Cotelia Bond-Young	2003-06	210
9. Lisa Stockton	1983-86	206
10. Alice Neal	1986-89	197

## BLOCKS

1. Lisa Dodd	1987-91	153
2. Milan Quinn	2013-17	114

3. Secily Ray	2008-12	109
4. Dearica Hamby	2011-15	106
5. Mekia Valentine	2006-08	94
6. Brittany Waters	2007-11	87
7. Chanté Stiers	1982-85	84
8. Sandra Garcia	2009-13	81
9. Kandice Ball	2012-16	78
10. LaChina Robinson	1999-02	77

## ASST.-TO-TURNOVER RATIO

(minimum 100 assists & positive ratio)

1. Porsche' Jones	2004-06	1.58
2. Amy Privette	1984-87	1.46
Gretchen Hollifield	1993-96	1.46
4. Cotelia Bond-Young	2003-06	1.40
5. Cathy Wille	1987-90	1.19
6. Val Klopfer	1999-02	1.17
7. Alice Neal	1986-89	1.16
8. Heidi Coleman	1995-99	1.14
9. Brooke Thomas	2008-12	1.13
10. Nicole Levesque	1991-94	1.10

## DOUBLE-DOUBLES

1. Jenny Mitchell	1988-91	50
2. Dearica Hamby	2011-15	44
3. Tracy Connor	1993-97	42
4. Milan Quinn	2013-17	22
5. Alex Tchangoue	2006-09	16
6. Keeva Jackson	1982-84	15
Corinne Groves	2006-09	15
Sandra Garcia	2009-13	15
9. RaeAnna Mulholland	1994-97	14
Secily Ray	2008-12	14

## GAMES PLAYED

1. Lakevia Boykin	2009-13	130
2. Brooke Thomas	2008-12	129
Dearica Hamby	2011-15	129
Milan Quinn	2013-17	129
Amber Campbell	2014-18	129
6. Secily Ray	2008-12	128
Sandra Garcia	2009-13	128
8. Chelsea Douglas	2010-14	126
9. Millea Calicott	2011-15	119
10. Alex Tchangoue	2006-09	118
Courtney Morris	2007-10	118

## GAMES STARTED

1. Amber Campbell	2014-18	128
2. Alex Tchangoue	2005-09	107
3. Brooke Thomas	2008-12	106
4. Dearica Hamby	2011-15	105
5. Corinne Groves	2005-09	104
Nicole Levesque	1990-94	104
7. Amy Privette	1983-87	103
8. Lakevia Boykin	2009-13	102
Heidi Coleman	1994-99	102
10. Lisa Stockton	1982-86	97

## MINUTES PLAYED

1. Amber Campbell	2014-18	4,125
2. Nicole Levesque	1991-94	3,979
3. Alex Tchangoue	2006-09	3,830
4. Cotelia Bond-Young	2003-06	3,726
5. Dearica Hamby	2011-15	3,712
6. Chelsea Douglas	2010-14	3,607
7. Lakevia Boykin	2009-13	3,508
8. Amy Privette	1984-87	3,563
9. Jenny Mitchell	1988-91	3,446
10. Corinne Groves	2006-09	3,403

\*Some yearly statistics for these players are missing; actual career totals may be higher.

# ANNUAL STATISTICS

Year	FG- FGA	Pct	3P-3PA	Pct	FT-FTA	Pct	OR-DR	Reb-Avg	AT	TO	BS	ST	Pts-Avg
1971-72	--	--	--	--	--	--	--	--	--	--	--	--	496-45.1
Opp	--	--	--	--	--	--	--	--	--	--	--	--	453-41.2
1972-73	--	--	--	--	--	--	--	--	--	--	--	--	923-57.7
Opp	--	--	--	--	--	--	--	--	--	--	--	--	673-42.1
1973-74	--	--	--	--	--	--	--	--	--	--	--	--	523-52.3
Opp	--	--	--	--	--	--	--	--	--	--	--	--	564-56.4
1974-75	--	--	--	--	--	--	--	--	--	--	--	--	1306-65.3
Opp	--	--	--	--	--	--	--	--	--	--	--	--	1336-66.8
1975-76	--	--	--	--	--	--	--	--	--	--	--	--	847-60.5
Opp	--	--	--	--	--	--	--	--	--	--	--	--	1072-76.6
1976-77	--	--	--	--	--	--	--	--	--	--	--	--	1184-59.2
Opp	--	--	--	--	--	--	--	--	--	--	--	--	1480-74.0
1977-78	494-1373	.360	--	--	264-469	.563	--	691-30.0	170	--	--	--	1256-54.6
Opp	707-1746	.404	--	--	317-529	.580	--	947-41.1	186	--	--	--	1714-74.4
1978-79	543-1406	.386	--	--	234-383	.611	--	726-34.6	148	--	--	--	1319-62.8
Opp	767-1529	.502	--	--	312-475	.657	--	975-46.4	323	--	--	--	1844-87.8
1979-80	710-1812	.392	--	--	339-504	.673	--	951-35.2	238	533	71	197	1759-65.1
Opp	952-2047	.465	--	--	306-478	.640	--	1216-45.0	324	--	93	--	2210-81.9
1980-81	787-1949	.404	--	--	393-584	.673	--	1167-41.7	--	--	--	--	1967-70.3
Opp	861-1751	.492	--	--	431-674	.639	--	1306-46.6	--	--	--	--	2153-76.9
1981-82	782-1903	.411	--	--	425-656	.648	--	1222-40.7	351	636	72	260	1989-66.3
Opp	852-1924	.443	--	--	511-770	.664	--	1322-44.1	368	555	65	320	2215-73.8
1982-83	823-1935	.425	--	--	427-628	.579	--	1175-42.0	337	535	88	360	2074-74.1
Opp	817-1817	.450	--	--	469-705	.565	--	1235-44.1	284	559	70	256	2095-74.8
1983-84	754-1759	.429	--	--	313-501	.625	--	1041-38.6	377	536	82	263	1821-67.4
Opp	740-1652	.448	--	--	468-703	.666	--	1118-41.4	384	566	72	250	1948-72.1
1984-85	763-1702	.448	--	--	259-433	.598	--	1052-39.0	349	526	55	271	1785-66.1
Opp	687-1616	.425	--	--	327-511	.640	--	1026-38.0	371	558	97	237	1701-63.0
1985-86	880-1953	.451	--	--	392-566	.693	--	1041-35.9	415	449	30	317	2152-74.2
Opp	789-1708	.462	--	--	418-598	.699	--	1148-39.6	369	673	86	202	1996-68.8
1986-87	865-1884	.459	--	--	350-543	.645	--	1058-37.8	469	541	80	292	2081-74.0
Opp	804-1758	.457	--	--	461-673	.685	--	1169-41.8	445	610	63	235	2071-74.3
1987-88	916-1946	.471	44-131	.336	443-712	.622	--	1329-42.9	563	597	93	297	2319-74.8
Opp	750-1845	.407	54-180	.300	426-632	.674	--	1078-34.8	461	605	62	221	1980-63.9
1988-89	866-1800	.481	60-169	.355	460-684	.673	--	1158-41.4	484	589	69	318	2252-80.4
Opp	707-1725	.409	87-241	.361	475-699	.679	--	1008-36.0	383	636	67	267	1977-70.6
1989-90	817-1848	.442	81-256	.316	418-668	.626	481-737	1218-40.6	488	600	77	313	2133-71.1
Opp	710-1716	.414	80-245	.327	460-686	.671	421-683	1104-36.8	417	647	79	291	1960-65.3
1990-91	772-1720	.449	89-254	.350	449-650	.691	415-627	1162-41.5	362	506	40	236	2082-74.4
Opp	733-1687	.434	75-223	.336	410-617	.665	391-588	979-35.0	373	488	69	252	1951-69.7
1991-92	609-1630	.374	84-309	.272	475-672	.707	344-556	1006-35.9	297	520	50	241	1777-63.5
Opp	748-1673	.447	93-287	.324	426-623	.684	429-746	1175-42.0	444	535	103	243	2015-72.0
1992-93	732-1667	.439	121-361	.335	374-545	.686	298-577	980-35.0	413	430	31	272	1959-70.0
Opp	765-1707	.448	86-299	.288	308-453	.680	405-682	1087-38.8	422	524	78	228	1924-68.7
1993-94	641-1052	.427	134-350	.383	323-449	.719	235-493	840-31.1	380	481	17	208	1739-64.4
Opp	769-1664	.462	90-263	.342	293-431	.680	412-654	1066-39.5	418	462	82	253	1921-71.1
1994-95	695-1672	.416	98-302	.325	292-447	.653	332-613	945-35.0	394	509	83	196	1780-65.9
Opp	762-1733	.416	95-308	.308	349-519	.672	393-691	1084-40.1	387	442	76	227	1968-72.9
1995-96	762-1684	.452	74-258	.287	301-477	.631	335-632	967-35.8	466	491	65	228	1899-70.3
Opp	714-1707	.452	115-335	.343	311-464	.670	379-628	1007-37.3	355	467	49	206	1854-68.7
1996-97	621-1585	.392	112-349	.321	375-591	.635	354-607	1081-38.6	291	539	77	197	1729-61.8
Opp	734-1713	.428	116-402	.289	336-514	.654	417-700	1117-39.9	381	487	56	215	1920-68.6
1997-98	561-1469	.382	111-365	.304	318-506	.628	313-560	989-36.6	315	574	42	187	1551-57.4
Opp	682-1613	.423	108-381	.283	346-519	.667	404-633	1037-38.4	345	466	93	249	1818-67.3
1998-99	656-1683	.390	172-502	.343	307-477	.644	372-598	1122-40.1	420	543	58	186	1791-64.0
Opp	733-1688	.434	124-392	.316	420-623	.674	396-673	1069-38.2	390	430	92	240	2010-71.8
1999-00	595-1546	.385	103-407	.253	313-457	.685	281-619	1025-36.6	358	557	73	182	1606-57.4
Opp	632-1614	.392	124-386	.321	466-704	.662	429-697	1126-40.2	361	446	62	284	1854-66.2
2000-01	672-1691	.397	98-366	.268	335-520	.644	400-685	1085-38.8	404	549	104	243	1777-63.5
Opp	676-1674	.404	126-413	.305	477-667	.715	426-708	1134-40.5	386	514	84	287	1955-69.8
2001-02	639-1683	.380	151-487	.310	272-461	.590	414-682	1096-39.1	387	521	79	247	1701-60.8
Opp	638-1571	.406	137-401	.342	423-618	.684	373-728	1101-39.3	405	516	76	250	1836-65.6
2002-03	682-1791	.381	158-531	.298	316-496	.637	446-684	1130-40.4	440	477	85	260	1838-65.6
Opp	660-1613	.409	118-363	.325	356-545	.653	374-763	1137-40.6	416	556	100	248	1794-64.1
2003-04	663-1654	.401	156-472	.331	393-591	.665	360-650	1010-34.8	403	544	58	280	1875-64.7
Opp	670-1627	.314	431-627	.687	391-727	.687	391-727	1118-38.6	378	580	96	278	1887-65.1
2004-05	759-1930	.393	275-859	.320	461-612	.753	410-819	1229-38.4	489	556	66	298	2254-70.4
Opp	780-1935	.403	130-457	.284	372-573	.649	430-844	1274-39.8	422	578	91	271	2062-64.4
2005-06	653-1692	.386	215-643	.334	397-548	.724	355-675	1030-36.8	394	505	63	276	1918-68.5
Opp	731-1679	.435	128-389	.329	341-465	.733	343-754	1097-39.2	417	529	85	247	1931-69.0
2006-07	605-1717	.352	135-480	.281	293-464	.631	423-697	1120-38.6	323	549	101	216	1638-56.5
Opp	692-1734	.399	164-490	.335	399-549	.727	407-773	1180-40.7	395	471	84	274	1947-67.1
2007-08	646-1716	.376	158-487	.324	244-400	.610	386-801	1187-39.6	375	577	93	238	1694-56.5
Opp	619-1686	.367	126-415	.304	321-496	.647	358-757	1115-37.2	319	538	88	289	1685-56.2
2008-09	738-1938	.381	179-604	.296	378-566	.668	419-747	1166-37.6	448	523	77	381	2033-65.6
Opp	673-1733	.388	119-391	.304	391-566	.691	406-875	1281-41.3	337	715	99	304	1856-59.9
2009-10	692-1872	.370	172-608	.283	393-595	.661	492-785	1277-39.9	375	608	97	326	1949-60.9
Opp	645-1703	.379	122-457	.267	442-651	.679	388-790	1178-36.8	348	635	123	308	1854-57.9
2010-11	764-2002	.382	167-615	.272	432-647	.668	504-786	1290-40.3	453	590	136	331	2127-66.5
Opp	713-1822	.391	160-528	.303	522-748	.698	450-841	1291-40.3	440	667	130	302	2108-65.9
2011-12	870-2180	.399	166-559	.297	447-682	.655	512-857	1369-40.3	470	595	118	390	2353-69.2
Opp	761-2014	.378	137-471	.291	499-729	.685	518-927	1445-42.5	401	737	172	289	2158-63.5
2012-13	817-1950	.321	167-520	.321	363-572	.635	434-724	1158-36.2	474	599	101	276	2164-67.6
Opp	832-1931	.431	152-436	.349	506-692	.731	450-797	1247-39.0	447	573	107	285	2322-72.6
2013-14	747-1788	.418	154-492	.313	455-718	.634	457-800	1257-40.5	393	592	101	249	2103-67.8
Opp	760-1873	.406	156-501	.311	460-679	.677	439-722	1161-37.5	379	523	114	294	2136-68.9
2014-15	787-1827	.431	156-478	.326	481-720	.668	436-820	1256-38.1	454	688	116	269	2211-67.0
Opp	826-1967	.420	189-569	.332	513-716	.716	422-739	1161-35.2	433	552	135	340	2354-71.2
2015-16	710-1819	.390	148-511	.290	436-685	.636	463-831	1294-39.2	359	658	132	260	2004-60.7
Opp	760-1945	.391	178-595	.299	410-597	.687	434-765	1199-36.3	426	546	127	315	2108-63.9
2016-17	760-1920	.396	144-468	.308	383-565	.668	472-843	1315-41.1	400	569	109		

# ANNUAL LEADERS

## SCORING AVERAGE

1977-78	Jane Jackson	13.3
1978-79	Jane Jackson	16.2
1979-80	Jane Jackson	16.6
1980-81	Barbara Durham	13.0
1981-82	Keeva Jackson	10.7
1982-83	Keeva Jackson	14.5
1983-84	Amy Privette	14.0
1984-85	Amy Privette	13.8
1985-86	Amy Privette	17.8
1986-87	Amy Privette	16.7
1987-88	Lisa Dodd	13.9
1988-89	Jenny Mitchell	18.6
1989-90	Jenny Mitchell	15.9
1990-91	Jenny Mitchell	19.0
1991-92	Nicole Levesque	17.3
1992-93	Tracy Connor	20.6
1993-94	Nicole Levesque	15.7
1994-95	Tracy Connor	16.4
1995-96	Tracy Connor	17.8
1996-97	Tracy Connor	12.9
1997-98	Heidi Coleman	9.4
1998-99	Emon McMillian	9.8
1999-00	Alisha Mosley	11.5
2000-01	Eafton Hill	11.4
2001-02	Tonia Brown	13.9
2002-03	Tiffani Listenbee	10.6
2003-04	Liz Strunk	13.3
2004-05	Cotelia Bond-Young	15.5
2005-06	Cotelia Bond-Young	15.8
2006-07	Yolanda Lavender	17.0
2007-08	Corinne Groves	11.5
2008-09	Corinne Groves	13.7
2009-10	Brittany Waters	13.7
2010-11	Brittany Waters	12.2
2011-12	Lakevia Boykin	12.2
2012-13	Chelsea Douglas	14.6
2013-14	Dearica Hamby	22.0
2014-15	Dearica Hamby	20.3
2015-16	Amber Campbell	13.0
2016-17	Elisa Penna	13.4
2017-18	Elisa Penna	15.8

## REBOUNDING AVERAGE

1977-78	Jane Hendrick	6.7
1978-79	Donna Johnson	5.7
1979-80	Barbara Durham	9.4
1980-81	Barbara Buchanan	7.9
1981-82	Keeva Jackson	7.4
1982-83	Keeva Jackson	8.5
1983-84	Keeva Jackson	4.7
1984-85	Sonya Henderson	6.5
1985-86	Amy Cartner	7.2
1986-87	Amy Privette	6.9
1987-88	Phyllis Edwards	7.7
1988-89	Jenny Mitchell	8.1
1989-90	Jenny Mitchell	9.8
1990-91	Jenny Mitchell	10.8
1991-92	Laura Coakley	7.5
1992-93	Tracy Connor	11.3
1993-94	Laura Coakley	6.9
1994-95	Tracy Connor	9.0
1995-96	Tracy Connor	10.2
1996-97	Tracy Connor	7.4
1997-98	Emon McMillian	6.7
1998-99	Olivia Dardy	6.8
1999-00	B. Mock Kirkpatrick	7.3
2000-01	B. Mock Kirkpatrick	6.2
2001-02	LaChina Robinson	6.1
2002-03	Tiffani Listenbee	6.4
2003-04	Liz Strunk	5.1
2004-05	Erin Ferrell	9.0
2005-06	Deirdre Naughton	5.5
2006-07	Corinne Groves	9.2
2007-08	Corinne Groves	7.3
2008-09	Alex Tchanguou	7.2
2009-10	Secily Ray	7.8
2010-11	Brittany Waters	5.5
2011-12	Secily Ray	7.4
2012-13	Sandra Garcia	6.4
2013-14	Dearica Hamby	11.0
2014-15	Dearica Hamby	10.7
2015-16	Milan Quinn	9.1
2016-17	Milan Quinn	9.2
2017-18	Alex Sharp	8.4

## ASSISTS

1977-78	Sandra Smith	75
1978-79	Patti Brink	51
1979-80	Patti Brink	80
1981-82	Patti Brink	68
1982-83	Lisa Stockton	78
1983-84	Lisa Stockton	81
1984-85	Amy Privette	87
1985-86	Amy Privette	127
1986-87	Amy Privette	131
1987-88	Cathy Wille	143
1988-89	Cathy Wille	124
1989-90	Lisa Carter	107
1990-91	Nicole Levesque	103
1991-92	Nicole Levesque	117
1992-93	Nicole Levesque	112
1993-94	Nicole Levesque	156
1994-95	Gretchen Hollifield	147
1995-96	Gretchen Hollifield	181
1996-97	Heidi Coleman	78
1997-98	Alisha Mosley	58
1998-99	Heidi Coleman	59
	Alisha Mosley	59
1999-00	Janae Whiteside	62
2000-01	Val Klopfer	65
2001-02	Adell Harris	108
2002-03	Tonia Brown	107
2003-04	Cotelia Bond-Young	101
2004-05	Porsche' Jones	151
2005-06	Cotelia Bond-Young	123
2006-07	Tiffany Rouilhac	91
2007-08	Alex Tchanguou	88
2008-09	Brooke Thomas	148
2009-10	Brooke Thomas	126
2010-11	Brooke Thomas	113
2011-12	Brooke Thomas	126
2012-13	Asia Williams	145
2013-14	Chelsea Douglas	63
2014-15	Atajah Taylor	92
2015-16	Atajah Taylor	111
2016-17	Ariel Stephenson	93
2017-18	Alex Sharp	94

## STEALS

1979-80	Patti Brink	54
1981-82	Keeva Jackson	60
1982-83	Keeva Jackson	82
1983-84	Amy Privette	55
1984-85	Amy Privette	57
1985-86	Amy Privette	87
1986-87	Amy Privette	88
1987-88	Phyllis Edwards	63
1988-89	Phyllis Edwards	68
1989-90	Jenny Mitchell	72
1990-91	Nicole Levesque	49
1991-92	Nicole Levesque	70
1992-93	Tracy Connor	60
1993-94	Nicole Levesque	52
1994-95	RaeAnna Mulholland	39
1995-96	Tracy Connor	61
1996-97	Tracy Connor	39
1997-98	Heidi Coleman	38
1998-99	Alisha Mosley	38
1999-00	Olivia Dardy	31
2000-01	Alisha Mosley	31
2001-02	B. Mock Kirkpatrick	36
2002-03	Tonia Brown	62
2003-04	Tonia Brown	51
2004-05	Cotelia Bond-Young	42
2005-06	Porsche' Jones	79
2006-07	Cotelia Bond-Young	58
2007-08	Alex Tchanguou	61
2008-09	Alex Tchanguou	57
2009-10	Alex Tchanguou	85
2010-11	Brooke Thomas	66
2011-12	Brooke Thomas	56
2012-13	Brooke Thomas	65
2013-14	Brooke Thomas	57
2014-15	Dearica Hamby	57
2015-16	Dearica Hamby	65
2016-17	Dearica Hamby	53
2017-18	Amber Campbell	53
	Amber Campbell	60
	Amber Campbell	49
	Amber Campbell	65

## BLOCKS

1979-80	Janet Gleason	32
1981-82	Keeva Jackson	16
1982-83	Keeva Jackson	19
1983-84	Chanté Stiers	35
1984-85	Chanté Stiers	34
1985-86	Kristy Wolhowe	10
1986-87	Lisa Dodd	43
1987-88	Lisa Dodd	61
1988-89	Lisa Dodd	30
1989-90	Jenny Mitchell	40
1990-91	Jenny Mitchell	16
1991-92	Karen Washington	16
1992-93	Tracy Connor	18
1993-94	RaeAnna Mulholland	7
1994-95	Lindsay Seawright	22
1995-96	Tracy Connor	28
1996-97	Lindsay Seawright	32
1997-98	Liz Nelson	11
1998-99	LaChina Robinson	22
1999-00	LaChina Robinson	19
2000-01	Eafton Hill	35
2001-02	LaChina Robinson	25
2002-03	Tiffani Listenbee	23
2003-04	Melissa Washington	13
2004-05	Keila Evans	26
2005-06	Melissa Washington	16
2006-07	Mekia Valentine	50
2007-08	Mekia Valentine	44
2008-09	Secily Ray	29
2009-10	Brittany Waters	28
2010-11	Brittany Waters	34
2011-12	Secily Ray	34
2012-13	Dearica Hamby	36
2013-14	Dearica Hamby	33
2014-15	Dearica Hamby	18
	Kelila Atkinson	18
2015-16	Milan Quinn	49
2016-17	Milan Quinn	32
2017-18	Ona Udoh	36

## FIELD GOAL PCT.

1977-78	Jane Jackson	.393
1978-79	Donna Johnson	.465
1979-80	Jane Jackson	.438
1980-81	Laurie McNeill	.448
1981-82	Keeva Jackson	.489
1982-83	Lisa Stockton	.493
1983-84	Chanté Stiers	.504
1984-85	Janice Collins	.507
1985-86	Amy Cartner	.500
1986-87	Lisa Dodd	.567
1987-88	Lisa Dodd	.647
1988-89	Jenny Mitchell	.617
1989-90	Jenny Mitchell	.606
1990-91	Jenny Mitchell	.610
1991-92	Laura Coakley	.474
1992-93	Tracy Connor	.540
1993-94	Lindsay Seawright	.503
1994-95	Tracy Connor	.506
1995-96	Tracy Connor	.531
1996-97	RaeAnna Mulholland	.463
1997-98	Olivia Dardy	.483
1998-99	Emon McMillian	.488
1999-00	LaChina Robinson	.519
2000-01	B. Mock Kirkpatrick	.514
2001-02	Tiffani Listenbee	.474
2002-03	Tiffani Listenbee	.542
2003-04	Liz Strunk	.470
2004-05	Erin Ferrell	.406
2005-06	Corinne Groves	.483
2006-07	Mekia Valentine	.468
2007-08	Mekia Valentine	.477
2008-09	Corinne Groves	.462
2009-10	Asia Williams	.446
2010-11	Sandra Garcia	.560
2011-12	Asia Williams	.505
2012-13	Dearica Hamby	.542
2013-14	Dearica Hamby	.552
2014-15	Dearica Hamby	.499
2015-16	Milan Quinn	.533
2016-17	Milan Quinn	.500
2017-18	Maya Banks	.588

## 3-PT. FIELD GOAL PCT.

(minimum 100 attempts)		
1987-88	N/A	
1988-89	Alice Neal	.360
1989-90	Cathy Wille	.358
1990-91	Nicole Levesque	.429
1991-92	Sabrina Slone	.324
1992-93	Sabrina Slone	.388
1993-94	Karen Davis	.415
1994-95	Gretchen Hollifield	.414
1995-96	Heidi Coleman	.389
1996-97	Heidi Coleman	.341
1997-98	Heidi Coleman	.343
1998-99	Heidi Coleman	.397
1999-00	Alisha Mosley	.333
2000-01	Val Klopfer	.340
2001-02	Tonia Brown	.335
2002-03	Cotelia Bond-Young	.319
2003-04	Liz Strunk	.405
2004-05	Porsche' Jones	.406
2005-06	Deirdre Naughton	.368
2006-07	Alex Tchanguou	.368
2007-08	Alex Tchanguou	.382
2008-09	Brittany Waters	.358
2009-10	Camille Collier	.295
2010-11	Chelsea Douglas	.315
2011-12	Chelsea Douglas	.313
2012-13	Lakevia Boykin	.413
2013-14	Chelsea Douglas	.347
2014-15	Millesa Calicott	.387
2015-16	Elisa Penna	.375
2016-17	Elisa Penna	.346
2017-18	Elisa Penna	.358

## FREE THROW PCT.

(minimum 50 attempts)		
1977-78	Mary Ann Black	.633
1978-79	Donna Johnson	.528
1979-80	Barbara Durham	.763
1980-81	Barbara Durham	.766
1981-82	Lisa Brooks	.812
1982-83	Lisa Brooks	.862
1983-84	Sonya Henderson	.736
1984-85	Lori Durham	.731
1985-86	Lisa Stockton	.783
1986-87	Amy Privette	.673
1987-88	Lisa Carter	.695
1988-89	Alice Neal	.889
1989-90	Sabrina Slone	.740
1990-91	Nicole Levesque	.861
1991-92	Nicole Levesque	.809
1992-93	Nicole Levesque	.784
1993-94	Nicole Levesque	.872
1994-95	RaeAnna Mulholland	.788
1995-96	RaeAnna Mulholland	.725
1996-97	Alisha Mosley	.804
1997-98	Emon McMillian	.694
1998-99	Emon McMillian	.707
1999-00	Alisha Mosley	.784
2000-01	Olivia Dardy	.807
2001-02	Tonia Brown	.674
2002-03	Tonia Brown	.719
2003-04	Tonia Brown	.788
2004-05	Liz Strunk	.829
	Cotelia Bond-Young	.829
2005-06	Deirdre Naughton	.846
2006-07	Alex Tchanguou	.738
2007-08	Alex Tchanguou	.750
2008-09	Alex Tchanguou	.763
2009-10	Brooke Thomas	.746
2010-11	Chelsea Douglas	.817
2011-12	Lakevia Boykin	.814
2012-13	Lakevia Boykin	.708
2013-14	Chelsea Douglas	.765
2014-15	Millesa Calicott	.821
2015-16	Amber Campbell	.741
2016-17	Elisa Penna	.756
2017-18	Elisa Penna	.816

\*Some season statistics are unavailable.

# MISCELLANEOUS STATISTICS

## WAKE FOREST IN OVERTIME (17-21)

Year	Opponent	Result
1976-77	Western Carolina	W, 85-76
2/12/80	Elon	L, 87-100
12/19/81	Winthrop	W, 81-79
11/24/85	vs. Purdue	W, 77-76
12/30/88	vs. Kansas	L, 100-105
1/31/90	at North Carolina	L, 75-87
2/16/90	Maryland	L, 84-85
1/21/93	at NC State	L, 72-75
1/18/94	NC State	L, 73-76
2/18/94	Florida State	W, 82-79
12/19/94	Princeton	W, 68-63
2/13/95	at Maryland	W, 69-61
12/1/95	vs. San Francisco	W, 82-78
2/4/98	Maryland	L, 52-56
12/19/00	at Quinnipiac	W, 77-68
3/2/01	vs. Duke	L, 68-75
2/14/02	Virginia	L, 61-55
11/23/02	at SMU	L, 83-71
1/29/04	at Georgia Tech	W, 55-57
11/19/04	at Hampton	W, 82-75
12/18/04	vs. Hawaii	L, 68-65
1/6/05	vs. Virginia	L, 83-85
11/26/05	at Davidson	W, 87-84
1/19/06	Virginia Tech	W, 77-71
1/29/06	Maryland	L, 70-79
1/26/07	Winston-Salem St.	W, 82-66
12/19/08	at UCF	W, 82-75
2/17/09	NC State	L, 63-65
2/18/10	North Carolina	L, 59-65
3/4/10	vs. Miami	W, 66-65
11/26/10	vs. Butler	W, 86-81
1/23/11	Clemson	L, 73-77
2/27/11	NC State	W, 100-94
12/18/11	Howard	L, 59-63
3/18/12	at James Madison	L, 76-84
1/31/13	at Georgia Tech	L, 82-89
2/25/13	at Virginia	W, 73-68
3/8/13	vs. Maryland	L, 81-92
12/7/14	vs. Arizona	L, 69-72
1/22/17	Georgia Tech	W, 70-65
2/12/17	at Virginia	L, 57-60
1/14/18	North Carolina	L, 76-79
1/18/18	Florida State	L, 79-81

## WAKE FOREST IN DOUBLE OVERTIME (2-1)

12/17/97	at James Madison	W, 76-71 (2ot)
1/28/01	at Virginia	L, 73-76 (2ot)
1/20/13	at Boston College	W, 92-87 (2ot)

## WAKE FOREST IN TRIPLE OVERTIME (0-2)

12/19/93	at UNC Charlotte	L, 87-90 (3ot)
2/2/03	at Florida State	L, 62-60 (3ot)

## MILESTONE WINS

1	Elon (1971-72)	30-28
50	Winston-Salem St. (12/3/79)	61-56
100	Western Carolina (1/16/84)	78-62
150	Chicago State (12/4/87)	73-41
200	Duke (1/24/90)	72-63
250	Central Florida (11/26/94)	92-74
300	High Point (12/15/99)	74-43
350	North Carolina (1/26/04)	69-67
400	Wright State (12/5/07)	64-46
450	SMU (1/3/11)	66-49
500	Boston College (1/26/14)	56-50

## 100-POINT GAMES (42)

Wins (15)	Year	Opponent	Score
	11/27/82	at S.C. Baptist	101-45
	11/27/85	Cheyney	107-45
	1/22/86	S.C. Baptist	106-68
	12/1/86	Coastal Carolina	101-34
	1/2/88	Delaware State	122-71
	12/2/88	Coppin State	113-64
	12/3/88	Tennessee State	109-58
	1/2/89	Hofstra	104-51
	1/2/91	Bucknell	114-63

12/19/95	at UNC Asheville	104-58
3/18/05	vs. Charlotte	100-75
12/19/05	Lipscomb	101-38
2/21/06	Savannah State	100-51
11/14/10	NC Central	111-47
2/27/11	NC State	100-94 (OT)

## Losses (28)

Year	Opponent	Score
1975-76	at High Point	55-102
2/25/77	High Point	58-121
12/5/77	Clemson	52-108
1/17/78	NC State	48-102
12/5/78	at East Carolina	48-102
1/11/79	at NC State	54-119
1/17/79	at Clemson	59-111
2/8/79	NC State	43-100
12/1/79	Clemson	58-104
1/10/80	NC State	55-101
1/14/80	North Carolina	73-101
1/23/80	at Maryland	52-117
1/31/80	High Point	48-100
2/8/80	at Maryland	49-100
2/12/80	Elon	87-100 (ot)
2/23/81	at East Carolina	63-102
1/25/83	at North Carolina	81-118
2/24/83	at Clemson	71-103
3/1/83	vs. NC State	66-104
1/28/84	at Clemson	58-100
1/7/87	at Virginia	58-105
1/26/87	at North Carolina	59-102
12/30/88	vs. Kansas	100-105 (ot)
1/2/99	North Carolina	75-100
12/21/00	at Connecticut	52-107
3/5/05	vs. Duke	50-107
1/2/06	at Duke	54-100
1/25/15	at Florida State	80-110
2/9/17	at Florida State	60-102

## VERSUS RANKED OPPONENTS

WINS OVER RANKED OPPONENTS: 26

Year	Opponent	Score
3/1/86	vs. Duke (-/25)	72-71
2/18/87	NC State (13/15)	69-59
1/12/88	Duke (11/11)	58-57
2/25/88	Clemson (20/25)	83-78
1/14/89	at Clemson (20/24)	82-76
1/20/90	at Maryland (15/14)	63-52
2/9/91	at Clemson (19/20)	59-58
1/10/93	Georgia Tech (23/23)	85-70
2/2/93	Maryland (7/9)	67-65
11/25/95	Washington (-/25)	68-57
12/29/95	vs. Auburn (25/21)	66-56
1/23/96	NC State (14/16)	76-72
2/25/96	at NC State (18/20)	75-64
1/2/97	Clemson (21/15)	69-60
1/16/00	North Carolina (15/12)	69-56
1/21/02	North Carolina (21/20)	65-64
1/26/04	North Carolina (10/11)	69-67
12/17/04	vs. Houston (19/15)	65-57
1/19/06	Virginia Tech (18/24)	77-71 (OT)
11/23/08	vs. Texas A&M (11/10)	53-46
1/17/10	Miami (25/-)	67-64
1/31/10	Virginia (20/21)	64-57
3/2/12	vs. Miami (7/7)	81-74
1/10/13	at Florida State (18/22)	80-72
2/2/14	Florida State (23/25)	78-54
3/5/15	vs. Syracuse (22/24)	85-79
2/19/17	at NC State (15/18)	89-77

## RECORD VS. RANKED TEAMS (26-251)

ASSOCIATED PRESS		COACHES POLL	
No. 1	0-9	No. 1	0-9
Top-5	0-57	Top-5	0-52
Top-10	3-103	Top-10	3-97
Top-20	18-225	Top-20	15-188

## ALL-TIME TOURNAMENT TITLES

### 1985 James Madison Invitational

vs. Bucknell	W	71-61
at James Madison	W	65-60

### 1985 Dartmouth Invitational

at Dartmouth	W	70-61
vs. Purdue	W (OT)	77-76

### 1986 William & Mary Tournament

vs. Drexel	W	94-66
at William & Mary	W	67-59

### 1987 SW Missouri State Thanksgiving Classic

vs. Southern	W	93-59
at SW Missouri St.	W	79-55

### 1987 Wake Forest Deacon Invitational

vs. Chicago State	W	73-41
vs. Akron	W	84-56

### 1987 South Florida Tournament

vs. Mercer	W	97-40
at South Florida	W	73-55

### 1988 WFU Tobacco Road Classic

vs. Delaware State	W	122-71
vs. North Carolina A&T	W	74-53

### 1988 Santa Clara Pepsi Classic

vs. George Mason	W	90-56
at Santa Clara	W	97-47

### 1988 Wake Forest Deacon Invitational

vs. Coppin State	W	113-64
vs. Tennessee State	W	109-58

### 1989 WFU Tobacco Road Classic

vs. Hartford	W	94-52
vs. Charlotte	W	64-48
vs. Hofstra	W	76-75

### 1989 WFU Tobacco Road Classic

vs. Delaware	W	63-62
vs. West Virginia	W	74-70

### 1990 Wake Forest Deacon Invitational

vs. Hofstra	W	104-51
vs. VCU	W	79-66

### 1990 VCU Invitational

vs. Howard	W	82-66
at VCU	W	84-67

### 1991 WFU Tobacco Road Classic

vs. Bucknell	W	114-63
vs. Furman	W	93-86

### 1993 Old Dominion Dial Classic

vs. Miami (Fla.)	W	74-65
at Old Dominion	W	82-63

### 1995 Big Four Classic

vs. Auburn	W	66-56
vs. Georgetown	W	71-65

### 1996 Big Four Classic

vs. Mississippi State	W	67-51
vs. Maine	W	69-62

### 2007 Paradise Jam

vs. Indiana	W	55-53
vs. Texas A&M	W	53-46
vs. Wichita State	W	45-47

### 2008 UCF Holiday Classic

at UCF	W (OT)	82-75
vs. Mississippi	W	77-58

### 2013 FIU Sun & Fun Classic

vs. Florida A&M	W	79-63
at FIU	W	86-79

# 1,000-POINT CLUB




DEARICA  
**HAMBY**

Career Points | 1,801

Years at Wake Forest | 2011-15  
Hometown | Marietta, Ga.  
Position | Forward

Year	GP-S	FG-A	3P-A	FT-A	Reb	Asst	Blks	Stls	Pts-Avg
2011-12	34-13	52-131	7-28	17-38	141	12	19	41	128-3.8
2012-13	32-30	135-249	3-12	67-108	199	28	36	57	340-10.6
2013-14	31-30	265-480	11-41	142-210	240	61	33	65	683-22.0
2014-15	32-32	232-465	11-43	175-247	341	74	18	53	650-20.3
<b>Total</b>	<b>129-105</b>	<b>684-1325</b>	<b>32-124</b>	<b>401-603</b>	<b>1021</b>	<b>175</b>	<b>106</b>	<b>216</b>	<b>1801-14.0</b>



JENNY  
**MITCHELL**

Career Points | 1,728

Years at Wake Forest | 1987-91  
Hometown | Roanoke, Va.  
Position | Forward

Year	GP-S	FG-A	3P-A	FT-A	Reb	Asst	Blks	Stls	Pts-Avg
1987-88	31-9	83-145	—	31-82	185	15	6	20	197-6.4
1988-89	28-28	221-359	—	80-151	227	30	14	34	522-18.6
1989-90	30-30	226-373	0-3	25-101	293	48	40	72	477-15.9
1990-91	28-28	233-382	0-2	66-126	301	35	16	42	532-19.0
<b>Total</b>	<b>117-95</b>	<b>763-1259</b>	<b>0-5</b>	<b>202-460</b>	<b>1006</b>	<b>128</b>	<b>76</b>	<b>168</b>	<b>1728-14.8</b>




AMY  
**PRIVETTE**

Career Points | 1,722

Years at Wake Forest | 1983-87  
Hometown | Kanapolis, N.C.  
Position | Guard

Year	GP-S	FG-A	3P-A	FT-A	Reb	Asst	Blks	Stls	Pts-Avg
1983-84	27-22	163-366	—	53-84	108	79	2	55	379-14.0
1984-85	26-24	157-369	—	46-84	129	87	5	57	360-13.8
1985-86	29-29	212-471	—	91-128	166	127	0	87	515-17.8
1986-87	28-28	198-444	—	72-107	193	131	2	88	468-16.7
<b>Total</b>	<b>110-103</b>	<b>730-1650</b>	<b>—</b>	<b>262-403</b>	<b>596</b>	<b>424</b>	<b>9</b>	<b>287</b>	<b>1722-15.7</b>



NICOLE  
**LEVESQUE**

Career Points | 1,663

Years at Wake Forest | 1990-94  
Hometown | Shaftsbury, Va.  
Position | Guard

Year	GP-S	FG-A	3P-A	FT-A	Reb	Asst	Blks	Stls	Pts-Avg
1990-91	28-25	108-275	54-126	99-115	133	103	1	49	369-13.2
1991-92	28-28	150-418	45-156	140-173	128	117	2	70	485-17.3
1992-93	28-24	132-333	44-131	76-97	74	112	1	50	384-13.7
1993-94	27-27	140-361	50-137	95-109	100	156	1	52	425-15.7
<b>Total</b>	<b>111-104</b>	<b>530-1387</b>	<b>193-550</b>	<b>410-494</b>	<b>435</b>	<b>488</b>	<b>5</b>	<b>221</b>	<b>1663-15.0</b>




CHELSEA  
**DOUGLAS**

Career Points | 1,656

Years at Wake Forest | 2010-14  
Hometown | Rock Hill, S.C.  
Position | Guard

Year	GP-S	FG-A	3P-A	FT-A	Reb	Asst	Blks	Stls	Pts-Avg
2010-11	32-10	97-285	47-149	49-60	47	75	3	37	290-9.1
2011-12	34-3	129-376	52-166	66-91	66	110	2	40	376-11.1
2012-13	32-31	163-449	72-211	70-103	74	112	2	44	468-14.6
2013-14	28-26	174-467	86-248	88-115	56	63	2	24	522-18.6
<b>Total</b>	<b>126-70</b>	<b>563-1577</b>	<b>257-774</b>	<b>273-369</b>	<b>243</b>	<b>260</b>	<b>9</b>	<b>145</b>	<b>1656-13.1</b>



TRACY  
**CONNOR**

Career Points | 1,619

Years at Wake Forest | 1992-97  
Hometown | Landis, N.C.  
Position | Center

Year	GP-S	FG-A	3P-A	FT-A	Reb	Asst	Blks	Stls	Pts-Avg
1992-93	28-28	223-413	—	130-197	316	32	18	60	576-20.6
1994-95	14-13	87-172	0-1	56-80	126	28	9	22	230-16.4
1995-96	26-25	182-343	0-4	100-165	264	38	28	61	464-17.8
1996-97	27-24	124-280	0-2	101-157	200	16	19	39	349-12.9
<b>Total</b>	<b>95-90</b>	<b>616-1208</b>	<b>0-7</b>	<b>387-599</b>	<b>906</b>	<b>114</b>	<b>74</b>	<b>182</b>	<b>1619-17.0</b>



COTELIA  
**BOND-YOUNG**

Career Points | 1,507

Years at Wake Forest | 2002-06  
Hometown | Landover, Md.  
Position | Guard

Year	GP-S	FG-A	3P-A	FT-A	Reb	Asst	Blks	Stls	Pts-Avg
2002-03	28-13	103-280	43-135	28-46	121	105	6	35	277-9.9
2003-04	29-15	107-286	42-124	47-72	115	101	6	42	303-10.4
2004-05	32-32	163-437	97-298	63-76	106	133	9	75	486-15.2
2005-06	28-28	144-419	85-247	68-88	122	123	9	58	441-15.8
<b>Total</b>	<b>117-88</b>	<b>517-1422</b>	<b>267-804</b>	<b>206-282</b>	<b>464</b>	<b>462</b>	<b>30</b>	<b>210</b>	<b>1507-12.9</b>



AMBER  
**CAMPBELL**

Career Points | 1,489

Years at Wake Forest | 2014-18  
Hometown | Charleston, S.C.  
Position | Guard

Year	GP-S	FG-A	3P-A	FT-A	Reb	Asst	Blks	Stls	Pts-Avg
2014-15	33-33	136-291	30-96	50-71	109	27	7	53	352-10.7
2015-16	33-33	158-375	34-110	90-108	136	54	13	60	430-13.0
2016-17	32-32	136-290	21-66	87-113	110	69	8	49	380-11.9
2017-18	31-30	122-274	13-47	70-88	126	65	15	65	327-10.5
<b>Total</b>	<b>129-128</b>	<b>552-1230</b>	<b>98-319</b>	<b>287-380</b>	<b>481</b>	<b>215</b>	<b>43</b>	<b>227</b>	<b>1489-11.5</b>


# 1,000-POINT CLUB



LIZ  
**STRUNK**

**Career Points | 1,352**  
Years at Wake Forest | 2002-06  
Hometown | Chattanooga, Tenn.  
Position | Guard/Forward


Year	GP-S	FG-A	3P-A	FT-A	Reb	Asst	Blks	Stls	Pts-Avg
2002-03	28-13	33-105	16-47	21-37	66	27	2	13	103-4.0
2003-04	29-29	140-298	30-74	77-109	148	41	7	40	387-13.3
2004-05	32-32	160-402	55-189	107-129	188	67	7	39	482-15.1
2005-06	27-27	117-296	40-121	106-146	144	44	7	38	380-14.1
<b>Total</b>	<b>114-101</b>	<b>450-1101</b>	<b>141-424</b>	<b>311-421</b>	<b>546</b>	<b>179</b>	<b>23</b>	<b>130</b>	<b>1352-11.9</b>



LISA  
**STOCKTON**

**Career Points | 1,347**  
Years at Wake Forest | 1982-86  
Hometown | Greensboro, N.C.  
Position | Guard

Year	GP-S	FG-A	3P-A	FT-A	Reb	Asst	Blks	Stls	Pts-Avg
1982-83	28-15	108-219	—	29-43	43	78	4	57	245-8.8
1983-84	26-26	133-311	—	38-52	74	81	3	39	304-11.7
1984-85	27-27	147-317	—	31-47	85	74	2	52	325-12.0
1985-86	29-29	204-415	—	65-83	94	97	4	58	473-16.3
<b>Total</b>	<b>110-97</b>	<b>592-1262</b>	<b>—</b>	<b>163-225</b>	<b>296</b>	<b>330</b>	<b>13</b>	<b>206</b>	<b>1347-12.2</b>



JANE  
**JACKSON**

**Career Points | 1,342**  
Years at Wake Forest | 1977-80  
Hometown | Aldie, Va.  
Position | Forward/Guard

Year	GP-S	FG-A	3P-A	FT-A	Reb	Asst	Blks	Stls	Pts-Avg
1976-77	14	—	—	—	—	—	—	—	243-17.4
1977-78	23	141-356	—	27-44	65	26	—	—	309-13.4
1978-79	21	156-369	—	29-33	48	21	—	—	341-16.2
1979-80	27	191-436	—	67-88	79	32	2	47	449-16.6
<b>Total</b>	<b>85</b>	<b>488-1161</b>	<b>—</b>	<b>123-165</b>	<b>192</b>	<b>79</b>	<b>2</b>	<b>47</b>	<b>1342-15.8</b>



LAKEVIA  
**BOYKIN**

**Career Points | 1,309**  
Years at Wake Forest | 2009-13  
Hometown | Raleigh, N.C.  
Position | Guard


Year	GP-S	FG-A	3P-A	FT-A	Reb	Asst	Blks	Stls	Pts-Avg
2009-10	32-5	57-161	17-53	18-26	55	34	0	15	149-4.7
2010-11	32-31	103-286	36-124	42-55	86	51	2	37	284-8.9
2011-12	34-34	153-419	52-157	57-70	85	53	2	46	415-12.2
2012-13	32-32	174-433	62-150	51-72	102	79	4	29	461-14.4
<b>Total</b>	<b>130-102</b>	<b>487-1299</b>	<b>167-484</b>	<b>168-223</b>	<b>328</b>	<b>217</b>	<b>8</b>	<b>127</b>	<b>1309-10.1</b>



BRITTANY  
**WATERS**

**Career Points | 1,267**  
Years at Wake Forest | 2007-11  
Hometown | Orlando, Fla.  
Position | Forward

Year	GP-S	FG-A	3P-A	FT-A	Reb	Asst	Blks	Stls	Pts-Avg
2007-08	21-6	44-132	9-33	22-40	67	21	12	16	119-5.7
2008-09	31-19	111-277	39-109	61-92	160	24	13	39	322-10.4
2009-10	32-32	150-395	34-135	103-149	177	37	28	40	437-13.7
2010-11	32-25	138-351	31-131	82-119	177	51	34	43	389-12.2
<b>Total</b>	<b>116-82</b>	<b>443-1155</b>	<b>113-408</b>	<b>268-400</b>	<b>581</b>	<b>133</b>	<b>87</b>	<b>138</b>	<b>1267-10.9</b>



ALICE  
**NEAL**

**Career Points | 1,214**  
Years at Wake Forest | 1985-89  
Hometown | Rocky Gap, Va.  
Position | Guard


Year	GP-S	FG-A	3P-A	FT-A	Reb	Asst	Blks	Stls	Pts-Avg
1985-86	29-13	96-193	—	39-51	57	58	1	40	231-8.0
1986-87	28-23	144-256	—	26-38	69	70	3	39	314-11.2
1987-88	28-25	128-254	10-30	28-33	64	106	1	51	294-10.5
1988-89	28-28	146-292	27-75	56-63	71	106	1	67	375-13.4
<b>Total</b>	<b>113-89</b>	<b>514-995</b>	<b>37-105</b>	<b>149-185</b>	<b>261</b>	<b>340</b>	<b>6</b>	<b>197</b>	<b>1214-10.7</b>



ALEX  
**TCHANGOUE**

**Career Points | 1,212**  
Years at Wake Forest | 2005-09  
Hometown | Orleans, France  
Position | Guard/Forward

Year	GP-S	FG-A	3P-A	FT-A	Reb	Asst	Blks	Stls	Pts-Avg
2005-06	28-17	37-109	3-16	30-41	128	41	11	41	107-3.8
2006-07	29-29	129-354	42-114	45-61	204	63	10	61	345-11.9
2007-08	30-30	126-309	42-110	48-64	203	88	7	57	342-11.4
2008-09	31-31	151-356	42-125	74-97	224	75	11	85	418-13.5
<b>Total</b>	<b>118-107</b>	<b>443-1128</b>	<b>129-365</b>	<b>197-263</b>	<b>759</b>	<b>267</b>	<b>39</b>	<b>244</b>	<b>1212-10.3</b>



BARBARA  
**DURHAM**

**Career Points | 1,203**  
Years at Wake Forest | 1979-83  
Hometown | Farmingville, Va.  
Position | Guard

Year	GP-S	FG-A	3P-A	FT-A	Reb	Asst	Blks	Stls	Pts-Avg
1979-80	26-25	157-402	—	87-114	244	30	11	34	401-15.4
1980-81	27	141-316	—	69-90	147	—	—	—	351-13.0
1981-82	21-16	83-204	—	45-64	87	28	6	12	211-10.0
1982-83	28-25	99-207	—	42-56	121	36	15	41	240-8.6
<b>Total</b>	<b>102-66</b>	<b>480-1129</b>	<b>—</b>	<b>243-324</b>	<b>599</b>	<b>94</b>	<b>32</b>	<b>87</b>	<b>1203-11.8</b>

# 1,000-POINT CLUB



SANDRA  
**GARCIA**

Career Points | 1,201

Years at Wake Forest | 2009-13  
Hometown | Miami, Fla.  
Position | Center

Year	GP-S	FG-A	3P-A	FT-A	Reb	Asst	Blks	Stls	Pts-Avg
2009-10	31-29	111-255	7-39	70-95	221	16	19	24	299-9.6
2010-11	31-27	135-241	10-34	66-96	162	11	23	22	346-11.2
2011-12	34-4	116-230	11-50	58-74	134	18	18	15	301-8.9
2012-13	32-24	104-198	3-22	44-70	205	43	21	26	255-8.0
<b>Total</b>	<b>128-84</b>	<b>466-924</b>	<b>31-145</b>	<b>238-335</b>	<b>722</b>	<b>88</b>	<b>81</b>	<b>87</b>	<b>1201-9.4</b>




CORINNE  
**GROVES**

Career Points | 1,194

Years at Wake Forest | 2005-09  
Hometown | Black Mountain, N.C.  
Position | Forward

Year	GP-S	FG-A	3P-A	FT-A	Reb	Asst	Blks	Stls	Pts-Avg
2005-06	28-26	85-176	0-1	40-54	135	6	4	16	210-7.5
2006-07	26-26	113-243	0-0	44-69	239	19	2	17	270-10.4
2007-08	30-26	153-328	0-0	38-58	219	8	6	21	344-11.5
2008-09	27-26	153-331	0-0	64-92	152	6	2	22	370-13.7
<b>Total</b>	<b>111-104</b>	<b>504-1078</b>	<b>0-1</b>	<b>186-273</b>	<b>745</b>	<b>39</b>	<b>14</b>	<b>76</b>	<b>1194-10.8</b>




BETH  
**DAVIS**

Career Points | 1,172

Years at Wake Forest | 1988-91  
Hometown | Greenfield, Ind.  
Position | Guard/Forward

Year	GP-S	FG-A	3P-A	FT-A	Reb	Asst	Blks	Stls	Pts-Avg
1988-89	27-2	105-248	14-36	89-105	80	40	2	33	313-11.6
1989-90	29-29	152-390	23-71	101-137	158	64	4	47	428-14.8
1990-91	28-27	150-364	13-48	118-147	150	54	3	23	431-15.4
<b>Total</b>	<b>84-58</b>	<b>407-1002</b>	<b>50-155</b>	<b>308-389</b>	<b>388</b>	<b>158</b>	<b>9</b>	<b>103</b>	<b>1172-14.0</b>



RAEANNA  
**MULHOLLAND**

Career Points | 1,110

Years at Wake Forest | 1993-97  
Hometown | Linden, N.C.  
Position | Forward

Year	GP-S	FG-A	3P-A	FT-A	Reb	Asst	Blks	Stls	Pts-Avg
1993-94	21-18	100-216	23-62	38-55	131	26	7	15	261-12.4
1994-95	27-27	136-355	34-106	52-66	218	63	17	39	358-13.3
1995-96	27-26	151-318	6-32	50-69	206	60	8	37	358-13.3
1996-97	13-10	57-123	2-9	17-22	95	13	8	15	133-10.2
<b>Total</b>	<b>88-81</b>	<b>444-1012</b>	<b>65-209</b>	<b>157-212</b>	<b>650</b>	<b>162</b>	<b>40</b>	<b>106</b>	<b>1110-12.6</b>



SECILY  
**RAY**

Career Points | 1,099

Years at Wake Forest | 2008-12  
Hometown | Thomasville, N.C.  
Position | Forward

Year	GP-S	FG-A	3P-A	FT-A	Reb	Asst	Blks	Stls	Pts-Avg
2008-09	31-13	84-248	14-58	66-102	197	31	29	41	248-8.0
2009-10	31-31	124-312	20-59	75-115	241	35	21	39	343-11.1
2010-11	32-17	65-164	0-13	50-82	153	42	25	38	180-5.6
2011-12	34-34	116-268	0-3	96-147	253	50	34	54	328-9.6
<b>TOTAL</b>	<b>128-95</b>	<b>389-992</b>	<b>34-133</b>	<b>287-446</b>	<b>844</b>	<b>158</b>	<b>109</b>	<b>172</b>	<b>1099-8.6</b>



ARIEL  
**STEPHENSON**

Career Points | 1,079

Years at Wake Forest | 2015-pres.  
Hometown | Prince George, Va.  
Position | Guard

Year	GP-S	FG-A	3P-A	FT-A	Reb	Asst	Blks	Stls	Pts-Avg
2015-16	33-25	134-434	64-226	87-123	110	41	4	28	419-12.7
2016-17	32-32	143-411	44-165	90-121	115	93	7	29	420-13.1
2017-18	27-22	79-264	34-130	48-70	65	58	2	19	240-8.9
<b>Total</b>	<b>92-79</b>	<b>356-1109</b>	<b>142-520</b>	<b>225-314</b>	<b>290</b>	<b>192</b>	<b>13</b>	<b>76</b>	<b>1079-11.7</b>



TONIA  
**BROWN**

Career Points | 1,073

Years at Wake Forest | 2000-04  
Hometown | Roanoke, Va.  
Position | Guard

Year	GP-S	FG-A	3P-A	FT-A	Reb	Asst	Blks	Stls	Pts-Avg
2000-01	28-0	43-168	20-76	16-25	45	41	5	23	122-4.4
2001-02	28-28	135-351	62-185	58-86	121	69	3	62	390-13.9
2002-03	27-24	99-288	35-120	46-64	113	107	5	51	279-10.3
2003-04	29-17	97-267	25-93	63-80	115	69	4	39	282-9.7
<b>Total</b>	<b>112-69</b>	<b>374-1074</b>	<b>142-474</b>	<b>183-255</b>	<b>394</b>	<b>286</b>	<b>17</b>	<b>175</b>	<b>1073-9.6</b>



ERIN  
**FERRELL**

Career Points | 1,044

Years at Wake Forest | 2001-05  
Hometown | Gaithersburg, Md.  
Position | Forward

Year	GP-S	FG-A	3P-A	FT-A	Reb	Asst	Blks	Stls	Pts-Avg
2001-02	28-4	55-132	5-16	28-58	86	7	8	9	143-5.1
2002-03	28-9	74-175	6-25	48-67	118	21	13	11	202-7.2
2003-04	29-19	112-255	17-43	78-107	134	20	9	30	319-11.0
2004-05	32-32	139-342	36-111	66-92	288	42	10	36	380-11.9
<b>Total</b>	<b>117-64</b>	<b>380-904</b>	<b>64-195</b>	<b>220-324</b>	<b>626</b>	<b>174</b>	<b>40</b>	<b>86</b>	<b>1044-8.9</b>


# 1,000-POINT CLUB



ELISA  
**PENNA**

**Career Points | 1,040**  
 Years at Wake Forest | 2015-pres.  
 Hometown | Bergamo, Italy  
 Position | Forward

Year	GP-S	FG-A	3P-A	FT-A	Reb	Asst	Blks	Stls	Pts-Avg
2015-16	22-20	77-211	24-64	39-46	145	37	6	19	217-9.9
2016-17	32-32	163-388	44-127	59-78	183	62	15	35	429-13.4
2017-18	25-23	139-363	54-151	62-76	112	36	7	31	394-15.8
<b>Total</b>	<b>79-75</b>	<b>379-1012</b>	<b>122-342</b>	<b>160-200</b>	<b>440</b>	<b>135</b>	<b>28</b>	<b>85</b>	<b>1040-13.2</b>



BARBARA  
**BUCHANAN**

**Career Points | 1,023**  
 Years at Wake Forest | 1980-84  
 Hometown | Winston-Salem, N.C.  
 Position | Forward/Center

Year	GP-S	FG-A	3P-A	FT-A	Reb	Asst	Blks	Stls	Pts-Avg
1980-81	28	117-331	—	86-118	220	—	—	—	320-11.4
1981-82	30-24	119-247	—	67-100	172	8	13	29	305-10.2
1982-83	28-25	101-226	—	56-81	138	13	16	19	258-9.2
1983-84	27-1	53-130	—	34-60	89	13	3	13	140-5.2
<b>Total</b>	<b>113</b>	<b>390-934</b>	<b>—</b>	<b>243-359</b>	<b>619</b>	<b>34</b>	<b>32</b>	<b>61</b>	<b>1023-9.1</b>

# FACILITY RECORDS/600 REBOUND CLUB

## LJVM COLISEUM RECORDS

Category	Wake Forest	Opponents
Points	37 Deirdre Naughton vs. Savannah State (2/21/06)	36 Shannon Johnson, South Carolina (11/11/95)
Field Goals	13 RaeAnna Mulholland vs. South Carolina (11/11/95)	14 Tammy Gibson, NC State (2/26/95)
	13 Chelsea Douglas vs. Florida State (2/2/14)	
	13 Dearica Hamby vs. Boston College (2/12/15)	
3-pt Field Goals	6 Heidi Coleman vs. Clemson (1/2/97)	9 Imani Wright, Florida State (1/18/18)
	6 Tonia Brown vs. Florida State (1/10/02)	
	6 Cotelia Bond-Young vs. Charlotte (3/18/05)	
	6 Liz Strunk vs. Clemson (1/23/05)	
	6 Camille Collier vs. Maryland (2/11/10)	
Free Throws	14 Dearica Hamby vs. Georgia Tech (2/28/15)	
Rebounds	20 LaChina Robinson vs. Radford (11/21/01)	19 Janelle Bailey, North Carolina (1/14/18)
	20 Erin Ferrell vs. South Florida (3/21/05)	
	20 Dearica Hamby vs. Boston College (2/12/15)	
Assists	11 Coteila Bond-Young vs. Duke (1/19/05)	12 Tiffany McCollins, NC State (2/24/05)
	11 Chelsea Douglas vs. Clemson (1/22/12)	12 Karon Ferguson, Maryland (1/15/94)
	12 Brooke Gallert, Western Michigan (11/25/00)	
Steals	10 Porsche' Jones, vs. Savannah State (1/10/05)	7 Marion Jones, North Carolina (2/6/94)
	7 Shenise Johnson, Miami (1/17/10)	
	7 Angel Goodrich, Kansas (11/20/11)	
Blocks	5 Sandra Garcia vs. Jacksonville (11/13/09)	12 Elizabeth Williams, Duke (1/6/12)
	5 Ona Udoh vs. Elon (12/2/17)	

## LJVM COLISEUM ANNEX RECORDS

Category	Wake Forest	Opponents
Points	24 Cotelia Bond-Young vs. Mercer (11/18/05)	20 DeeDee Warley, Maryland (2/24/02)
Field Goals	9 Kristen Shaffer vs. Georgia Tech (1/25/01)	8 Brooke Wyckoff, Florida State (2/8/98)
3-pt Field Goals	5 Cotelia Bond-Young vs. Mercer (11/18/05)	3 Wendy Hampton, Florida State (2/8/98)
Free Throws	6 Olivia Dardy vs. Georgia Tech (1/25/01)	8 DeeDee Warley, Maryland (2/24/02)
Rebounds	12 Olivia Dardy vs. Florida State (2/8/98)	12 Brooke Wyckoff, Florida State (2/8/98)
Assists	7 Tonia Brown vs. Maryland (2/24/02)	9 Terri Daniels, Maryland (2/24/02)
Steals	4 Tonia Brown vs. North Carolina (1/21/02)	8 Niesha Butler, Georgia Tech (1/25/01)
	4 Tiffani Listenbee vs. North Carolina (1/21/02)	
Blocks	3 Eafton Hill vs. Georgia Tech (1/25/01)	6 Brooke Wyckoff, Florida State (2/8/98)

## REYNOLDS GYMNASIUM RECORDS

Category	Wake Forest	Opponents
Points	38 Amy Privette vs. Appalachian State (1/3/86)	39 Dafne Lee, Maryland (2/16/90)
Field Goals	13 Jane Jackson vs. Davidson (1/31/78)	15 Jayne Aldredge, Western Carolina (11/2/78)
3-pt Field Goals	6 Nicole Levesque vs. Richmond (1/25/94)	8 Marguerite Moran, Hofstra vs. Hartford (1/3/89)
Free Throws	18 Nicole Levesque vs. Bradley (12/3/91)	13 Dafne Lee, Maryland (2/16/90)
Rebounds	17 Barbara Durham vs. Catawba (2/4/80)	20 Brenda Hairston, Lenoir-Rhyne (2/14/79)
	17 Karen Washington vs. W. Carolina (12/21/91)	
Assists	16 Gretchen Hollifield vs. Canisius (12/21/95)	11 Debbie Bertrand, NC State (1/11/89)
Steals	9 Keeva Jackson vs. Liberty (11/30/82)	7 Barbara Kennedy, Clemson (1/4/82)
Blocks	5 Lisa Dodd, several times	6 Carmen Bullard, Mars Hill (1/12/80)

## 600-REBOUND CLUB

### DEARICA HAMBY | 1,021

2011-12: 141    2012-13: 199  
2013-14: 340    2014-15: 341

### JENNY MITCHELL | 1,006

1987-88: 185    1988-89: 227  
1989-90: 293    1990-91: 301

### TRACY CONNOR | 906

1992-93: 316\*    1995-96: 264  
1994-95: 126    1996-97: 200

### SECILY RAY | 844

2008-09: 197    2010-11: 153  
2009-10: 241    2011-12: 253

### MILAN QUINN | 827

2013-14: 102    2015-16: 300  
2014-15: 131    2016-17: 294

### ALEX TCHANGOUÉ | 759

2005-06: 128    2007-08: 203  
2006-07: 204    2008-09: 224

### CORINNE GROVES | 745

2005-06: 135    2007-08: 219  
2006-07: 239    2008-09: 152

### SANDRA GARCIA | 722

2009-10: 221    2011-12: 134  
2010-11: 162    2012-13: 205

### RAEANNA MULHOLLAND | 650

1993-94: 131    1995-96: 206  
1994-95: 218    1996-97: 95

### ERIN FERRELL | 626

2001-02: 86    2003-04: 134  
2002-03: 118    2004-05: 288

### LINDSAY SEAWRIGHT | 620

1993-94: 91    1995-96: 188  
1994-95: 164    1996-97: 177

### BARBARA BUCHANAN | 619

1980-81: 220    1982-83: 138  
1981-82: 172    1983-84: 89

## ATTENDANCE RECORDS

### HOME GAMES

Date	Opponent/Result	Att.
12/18/17	Charlotte (W, 71-69)	10,001
12/14/15	Jacksonville (W, 57-51)	8,849
12/21/16	VCU (W, 60-54)	5,557
1/27/06	North Carolina (L, 57-91)	5,342
12/19/05	Lipscomb (W, 101-38)	4,873
12/21/04	Loyola (W, 76-50)	4,854
12/18/14	Towson (W, 74-64)	4,845
2/11/07	Duke (L, 77-45)	4,812
1/4/01	North Carolina (W, 73-71)	4,457
1/16/00	North Carolina (W, 69-56)	4,301
12/18/01	UNC Asheville (W, 76-46)	4,198
1/7/06	NC State (W, 65-64)	4,181
2/16/05	North Carolina (L, 69-71)	3,889
1/19/05	Duke (L, 86-99)	3,686
1/6/05	Virginia (L, 83-85)	3,507
2/14/10	North Florida (W, 60-57)	3,492
2/6/05	Georgia Tech (L, 37-40)	3,460
1/23/05	Clemson (W, 86-71)	3,392

### ROAD/NEUTRAL GAMES

Date	Opponent/Result	Att.
3/5/10	vs. Georgia Tech <sup>2</sup> (L, 45-52)	12,541
3/6/15	vs. Duke <sup>2</sup> (L, 68-77)	11,007
1/21/07	at Maryland (L, 60-83)	10,526
1/28/18	at Louisville (L, 52-89)	10,139
12/22/00	at UConn (L, 52-107)	10,027
3/1/07	vs. Florida State <sup>2</sup> (L, 53-70)	10,019
1/31/16	at Louisville (L, 54-78)	9,673
11/27/10	at Notre Dame (L, 69-92)	8,848
2/1/15	at Notre Dame (L, 63-92)	8,741
1/5/17	at Notre Dame (L, 72-92)	8,691
2/12/12	at NC State (W, 57-70)	8,560
3/3/12	vs. Maryland <sup>2</sup> (L, 58-73)	8,049
3/19/88	at Tennessee (L, 66-94)	7,648
3/2/12	vs. Miami <sup>2</sup> (W, 74-81)	7,462
3/8/13	vs. Maryland <sup>2</sup> (L, 81-92 OT)	7,122
3/2/01	vs. Duke <sup>2</sup> (L, 68-75 OT)	6,530
2/27/99	vs. Virginia (L, 67-71)	6,379

2 - ACC Tournament (Greensboro, N.C.)

\*Attendance records not kept prior to 1983-84.

# WAKE FOREST ATHLETICS HALL OF FAME

The Wake Forest Sports Hall of Fame was established in 1970 to honor the many great athletes, coaches and administrators who have contributed to the tremendous success of the athletics program at Wake Forest University.

The first women inducted into the Hall of Fame were Marge Crisp and Dot Casey, who together formed the foundation of women's athletics at Wake Forest. Both Crisp and Casey were inducted in 1993.

Crisp came to Wake Forest in 1947 as the first female full-time faculty member, serving as the women's physical education instructor while playing basketball in the semi-pro Textile League.

In 1971, Crisp became WFU's first women's athletics director while still carrying a full load of classes and serving as golf coach. Crisp was succeeded as the women's AD in 1974 by Casey, but continued to coach the golf team until 1983. Casey remained the women's AD until her retirement in 1988.

Jane Jackson was the first female varsity athlete to be inducted into the Wake Forest Sports Hall of Fame, earning that honor in 1995.

A women's basketball pioneer, Jackson played for the Demon Deacons from 1977 – the first season of women's basketball in the ACC – until 1980. She was the first player in program history to top 1,000 career points and still ranks seventh all-time in scoring with 1,339 career

points.

Another Wake Forest women's basketball alumna was added to the school's Sports Hall of Fame in 2000 with the induction of 1987 graduate Amy Privette Perko.

Privette Perko, a four-year starter, earned Fast Break All-America honors from 1984-86 and was a second team All-ACC pick in 1986 and 1987. Privette Perko graduated as the school's all-time leader in points, rebounds, assists and steals. She still ranks among the top 10 players all-time in each of those categories. A three-time Academic All-American, Privette Perko was the recipient of an NCAA Postgraduate Scholarship in 1987. Privette Perko was also inducted in 2008 to the CoSIDA Academic All-American Hall of Fame.

Perhaps the best player in program history, Jenny Mitchell Hoover, was inducted in the Wake Forest Sports Hall of Fame in 2007.

Playing for the Deacs from 1988-91, she is second on the program's all-time scoring and rebounding list. She is one of two players in school history (Dearica Hamby) with more than 1,000 career points and 1,000 career rebounds. She was a three-time Fast Break All-American and was named as a member of the ACC's 50th Anniversary Team in 2002.

Roper Osborne Halverson was inducted in 2012. Halverson was a four-year member of the Deacons' women's basketball team from 1972-76 and was also

a three-year member of both the women's golf and volleyball teams.

As a standout basketball player, Halverson earned All-State honors as a senior, averaging 22.0 points in the three games of the North Carolina Small College State Tournament. As a senior she averaged 18.8 points and 7.9 rebounds per contest after averaging 15.8 points and 12.3 rebounds as a junior.

Tracy Connor was inducted into the Hall of Fame in 2015. She starred for Wake Forest from 1993-97. She finished her career with 1,619 points and 906 rebounds, ranking her sixth in scoring and third all-time in rebounding. She is third in the single season records lists for points (576) and rebounds (316) set during the 1992-93 campaign. Connor continues to hold the single game rebound mark with 22 vs. NC State in 1993 while posting 42 career double-doubles. She ranks among the top 10 in career scoring average, rebounding average, field goal percentage and free throw attempts. Connor led the Demon Deacons in both scoring and rebounding in each of her four seasons. She broke into the Wake Forest line-up as a freshman, averaging 20.6 points and 11.3 rebounds while earning ACC Rookie of the Year honors along with a Freshman All-America nod. Connor was a first team All-ACC pick in 1996 and a second team honoree in 1993.

## HALL OF FAME INDUCTEES



Marge Crisp (left) and Dot Casey were the first women inducted into the Wake Forest Hall of Fame in 1993.



Jane Jackson was the first female varsity athlete to be inducted into the Hall of Fame with the Class of 1995.



Amy Privette Perko was inducted into the Wake Forest Hall of Fame in 1999. She is currently the Executive Director of the Knight Commission and is Wake Forest's only representative in the CoSIDA Academic All-America Hall of Fame.



Jenny Mitchell Hoover went into the Wake Forest Hall of Fame in 2007. She is now in her fifth year as head coach of the program looking to bring Wake Forest back to the NCAA Tournament for the first time since her freshman season in 1988.



Roper Osborne Halverson was part of the Class of 2013 and was inducted on Sept. 7, 2012.



Tracy Connor is the program's most recent inductee. She went into the Hall of Fame in October 2015.

# DEMON DEACON LEGENDS

## ACC 50TH ANNIVERSARY TEAM

Former Deacs Tracy Connor and Jenny Mitchell were named to the ACC 50th Anniversary Team. The 51-member team was voted on by a 27-member blue ribbon committee that was selected by the 50th Anniversary Committee.



**JENNY MITCHELL (HOOVER)**

Jenny Mitchell (Hoover) was Wake Forest's all-time leading scorer for more than 20 years with 1,728 points before Dearica Hamby unseated her at the top of the list in 2015. Mitchell also set the school record with 1,006 rebounds until Hamby topped her, so Mitchell sits second all-time in both categories. Mitchell does rank as the school's all-time leader in field goals (763), field goal percentage (.607) and double-doubles (50). She earned recognition on the Fast Break All-America team three straight years, including first-team honors in 1991. A three-time All-ACC selection with second-team honors in 1989 and 1990, Mitchell earned first-team honors in 1991. A member of the 1989 U.S. Olympic Festival team, Mitchell helped lead the Deacons to their only NCAA appearance in 1988 and scored the winning basket over Villanova that advanced Wake Forest to the second round. She returned to Wake Forest prior to the 2012-13 season and is entering her sixth season as head coach of the program.



**TRACY CONNOR (REDDICK)**

The 1993 ACC Rookie of the Year, Connor rewrote the Wake Forest record books in finishing her career as the fourth-leading scorer (1,619 pts) and second-leading rebounder (906). She was Wake Forest's career leader in scoring average (17.0), rebounding average (9.5) and ranks second all-time with 42 double-doubles. Connor also set the school records for rebounds in a game (22) and set single-season records for double-doubles (20), points (576), scoring average (20.6), rebounds (316) and rebounding average (11.6). A two-time All-ACC selection, earning first-team honors in 1996, she was a member of the 1993 ACC All-Freshman team and earned second-team ACC All-Tournament in 1993. To top it off, she was selected to the 1994 U.S. Olympic Festival team.

## IN THE WAKE FOREST COMMUNITY



**ROXANN MOODY**

Prior to its home game against Maryland on Feb. 24, 2002, the women's basketball team surprised equipment manager Roxann Moody with a plaque commemorating her 20 years of support and service to Wake Forest athletics and women's basketball in particular.


Moody was a member of the Demon Deacon squad from 1981-82 and served as an assistant coach under Wanda Briley for two years. Now in her 36th year, Moody has served as the equipment manager for nearly all of the Deacon athletic teams.

**ROPER HALVERSON**

Roper Halverson, who played for the Deacs from 1974-76, still remains active in the Wake Forest women's basketball program. Halverson (formerly Osborne), led the Deacs in scoring during her junior and senior season and was an assistant coach in 1978.

Continuing to remain a vital part of the women's basketball program, Halverson has served as the color analyst for past Demon Deacon broadcasts on radio and occasionally steps in on ACC Network Extra and ESPN television broadcasts.

Halverson was inducted into the Wake Forest Sports Hall of Fame in 2012.



# ALL-TIME COACHING RECORDS

YEAR	COACH	OVERALL	ACC	HOME	ROAD	NEUTRAL	ACCT	NCAA	
1971-72	Nora Lynn Finch	5-6	--	--	--	--	--	--	
1972-73	Nora Lynn Finch	12-4	--	--	--	--	--	--	
Totals	2 years	17-10	--	--	--	--	--	--	
YEAR	COACH	OVERALL	ACC	HOME	ROAD	NEUTRAL	ACCT	NCAA	
1973-74	Gail Klock	5-5	--	--	--	--	--	--	
Totals	1 year	5-5	--	--	--	--	--	--	
YEAR	COACH	OVERALL	ACC	HOME	ROAD	NEUTRAL	ACCT	NCAA	
1974-75	Sharron Perkins	9-11	--	4-2	3-6	2-3	--	--	
1975-76	Sharron Perkins	4-10	--	3-3	0-6	1-1	--	--	
Totals	2 years	13-21	--	7-5	3-12	3-4	--	--	
YEAR	COACH	OVERALL	ACC	HOME	ROAD	NEUTRAL	ACCT	NCAA	
1976-77	Barbara Warren	6-14	--	--	--	--	--	--	
1977-78	Barbara Warren	4-19	2-4	2-7	2-10	0-2	0-1	--	
1978-79	Barbara Warren	2-19	0-7	1-10	1-8	0-1	0-1	--	
Totals	3 years	12-52	2-11	3-17	3-18	0-3	0-2	--	
YEAR	COACH	OVERALL	ACC	HOME	ROAD	NEUTRAL	ACCT	NCAA	
1979-80	Wanda Briley	7-20	1-8	5-6	2-11	0-3	0-1	--	
1980-81	Wanda Briley	10-18	0-8	6-5	4-11	0-2	0-1	--	
1981-82	Wanda Briley	13-17	1-9	5-7	5-7	3-3	0-1	--	
1982-83	Wanda Briley	14-14	0-7	8-5	6-7	0-2	0-1	--	
1983-84	Wanda Briley	13-14	2-12	6-5	3-7	4-2	0-1	--	
1984-85	Wanda Briley	14-13	4-10	6-5	7-7	1-1	0-1	--	
Totals	6 years	71-96	8-54	36-33	27-50	8-13	0-6	--	
YEAR	COACH	OVERALL	ACC	HOME	ROAD	NEUTRAL	ACCT	NCAA	
1985-86	Joe Sanchez	16-13	4-10	8-5	3-7	5-1	1-1	--	
1986-87	Joe Sanchez	13-15	3-11	7-6	3-8	3-1	0-1	--	
1987-88	Joe Sanchez	23-8	9-5	11-2	8-5	4-1	1-1	1-1	
1988-89	Joe Sanchez	16-12	6-8	10-4	4-5	2-3	0-1	--	
1989-90	Joe Sanchez	16-14	5-9	10-4	3-8	3-2	0-1	--	
1990-91	Joe Sanchez	15-13	5-9	8-4	5-6	2-3	0-1	--	
1991-92	Joe Sanchez	10-18	1-15	3-8	5-7	2-3	0-1	--	
Totals	7 years	109-93	33-67	57-33	31-46	21-14	2-7	1-1	
YEAR	COACH	OVERALL	ACC	HOME	ROAD	NEUTRAL	ACCT	NCAA	
1992-93	Karen Freeman	14-14	4-12	5-6	7-7	2-1	1-1	--	
1993-94	Karen Freeman	8-19	3-13	2-6	2-11	4-2	1-1	--	
1994-95	Karen Freeman	11-16	4-12	6-6	3-8	2-2	0-1	--	
1995-96	Karen Freeman	13-14	6-10	4-7	6-6	3-1	0-1	--	
1996-97	Karen Freeman	12-16	3-13	6-6	2-9	4-1	1-1	--	
Totals	5 years	58-79	20-60	23-31	20-41	15-7	3-5	--	
YEAR	COACH	OVERALL	ACC	HOME	ROAD	NEUTRAL	ACCT	NCAA	
1997-98	Charlene Curtis	4-23	0-16	3-9	1-11	0-3	0-1	--	
1998-99	Charlene Curtis	8-20	3-13	3-8	3-8	2-4	1-1	--	
1999-00	Charlene Curtis	7-21	3-13	4-9	3-11	0-1	0-1	--	
2000-01	Charlene Curtis	11-17	3-13	7-6	4-10	0-1	0-1	--	
2001-02	Charlene Curtis	12-16	5-11	9-5	3-10	0-1	0-1	--	
2002-03	Charlene Curtis	13-15	3-13	9-6	3-8	1-1	0-1	--	
2003-04	Charlene Curtis	12-17	4-12	5-7	4-8	3-2	1-1	--	
Total	7 years	67-129	21-91	40-50	21-66	8-13	2-7	--	
YEAR	COACH	OVERALL	ACC	HOME	ROAD	NEUTRAL	ACCT	NCAA	WNIT
2004-05	Mike Petersen	17-15	3-11	11-6	4-8	2-1	1-1	--	2-1
2005-06	Mike Petersen	12-16	3-11	9-5	2-9	1-2	0-1	--	--
2006-07	Mike Petersen	9-20	0-14	7-11	1-7	1-2	0-1	--	--
2007-08	Mike Petersen	15-15	2-12	10-6	2-8	3-1	0-1	--	--
2008-09	Mike Petersen	19-12	5-9	13-5	4-6	2-1	1-1	--	0-1
2009-10	Mike Petersen	18-14	7-7	13-5	3-8	2-1	1-1	--	0-1
2010-11	Mike Petersen	15-17	5-9	10-7	2-9	3-1	1-1	--	--
2011-12	Mike Petersen	20-14	7-9	12-7	6-6	2-1	2-1	--	1-1
Total	8 years	125-123	32-82	85-52	24-61	16-10	6-8	--	3-4
YEAR	COACH	OVERALL	ACC	HOME	ROAD	NEUTRAL	ACCT	NCAA	WNIT
2012-13	Jen Hoover	13-19	5-13	9-7	3-8	1-4	1-1	--	--
2013-14	Jen Hoover	15-16	5-11	8-6	5-8	2-2	1-1	--	--
2014-15	Jen Hoover	13-20	2-14	9-8	0-10	4-2	2-1	--	--
2015-16	Jen Hoover	17-16	6-10	9-7	6-7	2-2	1-1	--	1-1
2016-17	Jen Hoover	16-16	6-10	12-5	4-10	0-1	0-1	--	1-1
2017-18	Jen Hoover	14-17	5-11	6-8	7-6	1-3	1-1	--	--
Total	6 years	88-104	29-69	53-41	25-439	10-14	6-6	--	2-2
<b>Totals</b>	<b>47 years</b>	<b>565-712</b>	<b>145-434</b>	<b>303-262</b>	<b>154-343</b>	<b>81-78</b>	<b>19-41</b>	<b>1-1</b>	<b>5-6</b>



**NORA LYNN FINCH**  
1971-73  
17-10 (.630)



**WANDA BRILEY**  
1979-85  
71-96 (.425)



**JOE SANCHEZ**  
1985-92  
109-93  
(.540)



**KAREN FREEMAN**  
1992-97  
58-79 (.423)



**CHARLENE CURTIS**  
1997-2004  
67-129  
(.342)



**MIKE PETERSEN**  
2004-12  
125-123  
(.504)



**JEN HOOVER**  
2012-Present  
88-104 (.458)

# HONORS AND AWARDS

## NATIONAL AWARDS

### Frances Pomeroy Naismith Award

*(top senior in the nation at 5-foot-8 and under)*

1994 Nicole Levesque

### U.S. Olympic Festival

1989 Jenny Mitchell  
 1991 Nicole Levesque  
 1994 Tracy Connor  
 1995 RaeAnna Mulholland

### R. William Jones Cup Team

1993 Tracy Connor  
 1994 Tracy Connor

### NSCA All-American Athlete

*(National Strength & Conditioning Association)*

2001 Brenda Mock Kirkpatrick

### Fast Break All-Americans

1985 Amy Privette Hon. Mention  
 1986 Amy Privette Second Team  
 1986 Lisa Stockton Hon. Mention  
 1989 Jenny Mitchell Fourth Team  
 1990 Jenny Mitchell Special Ment.  
 1990 Beth Davis Special Mention  
 1991 Jenny Mitchell First Team

### Fast Break Freshman All-Americans

1984 Amy Privette  
 1989 Beth Davis  
 1991 Nicole Levesque

### Associated Press All-Americans

2014 Dearica Hamby Hon. Mention  
 2015 Dearica Hamby Hon. Mention

## ACC AWARDS

### ACC Tournament Legends

2005 Amy Privette Perko  
 2006 Jane Jackson  
 2007 Nicole Andres  
 2008 Tracy Connor-Riddick  
 2009 Alice Neal Maneval  
 2010 Barbara Durham  
 2011 Beth Davis Fagen  
 2012 Roper Halverson  
 2013 Jen Hoover  
 2014 Lisa Dodd  
 2015 Janice Collins  
 2016 Barbara Buchanan Helms

### ACC Coach of the Year

1988 Joe Sanchez

### ACC Rookie of the Year

1993 Tracy Connor

### All-Atlantic Coast Conference

1985 Janice Collins 2nd Team  
 1986 Amy Privette 2nd Team  
 1987 Amy Privette 2nd Team  
 1988 Lisa Dodd 2nd Team  
 1989 Jenny Mitchell 2nd Team  
 1990 Jenny Mitchell 2nd Team  
 1990 Beth Davis 2nd Team  
 1991 Jenny Mitchell 1st Team  
 1992 Nicole Levesque 2nd Team  
 1993 Tracy Connor 2nd Team  
 1994 Nicole Levesque 2nd Team  
 1996 Tracy Connor 1st Team  
 1999 Olivia Dardy Hon. Mention  
 2000 Alisha Mosley Hon. Mention

2001 Brenda Mock Kirkpatrick Hon.  
 Mention  
 2002 Tonia Brown 3rd Team  
 2003 Tiffani Liestenbee 3rd Team  
 2004 Liz Strunk 2nd Team  
 2005 Liz Strunk 2nd Team  
 2005 Cotelia Bond-Young 3rd Team  
 2006 Cotelia Bond-Young 3rd Team  
 2007 Yolanda Lavender Hon. Mention  
 2009 Alex Tchangoue Hon. Mention  
 2010 Secily Ray 3rd Team  
 2010 Brittany Waters Hon. Mention  
 2012 Lakevia Boykin Hon. Mention  
 2013 Lakevia Boykin 2nd Team#  
 2013 Chelsea Douglas 2nd Team#^  
 2014 Dearica Hamby 1st Team#^  
 2015 Dearica Hamby 1st Team#^  
 # - Coaches  
 ^ - Blue Ribbon Panel

### ACC All-Freshman Team

1991 Nicole Levesque  
 1992 Laura Coakley  
 1992 Vicki Inman  
 1993 Tracy Connor  
 1997 Alisha Mosley  
 1999 LaChina Robinson  
 Eafton Hill  
 2003 Cotelia Bond-Young  
 2006 Deirdre Naughton  
 2007 Mekia Valentine  
 Sandra Garcia  
 2010 Ariel Stephenson#^  
 2016 Ariel Stephenson#^  
 2017 Alex Sharp# ^  
 # - Coaches  
 ^ - Blue Ribbon Panel



NICOLE LEVESQUE



DEARICA HAMBY

# HONORS AND AWARDS



COTELIA BOND-YOUNG

### ACC All-Defensive Team

- 2003 Tiffani Listenbee
- 2004 Tracey Alston

### ACC All-Tournament Team

- 1986 Amy Privette First Team
- 1988 Alice Neal First Team
- 1993 Tracy Connor Second Team
- 1994 Nicole Levesque Second Team
- 1999 Janae Whiteside First Team
- 2001 Olivia Dardy Second Team
- 2004 Tonia Brown Second Team
- 2012 Chelsea Douglas Second Team
- 2013 Chelsea Douglas Second Team
- 2014 Dearica Hamby Second Team
- 2015 Dearica Hamby First Team

### ACC Summer All-Star Team

- 1993 Nicole Levesque
- 1994 Gretchen Hollifield

### ACC Players of the Week

- 1983-84 Amy Privette (1)
- 1984-85 Janice Collins (1)
- 1985-86 Amy Privette (1)
- 1985-86 Lisa Stockton (1)
- 1986-87 Amy Privette (2)
- 1987-88 Lisa Dodd (1)
- 1988-89 Jenny Mitchell (1)
- 1989-90 Jenny Mitchell (1)
- 1995-96 Tracy Connor (1)

- 1996-97 Heidi Coleman (1)
- 1998-99 Olivia Dardy (1)
- 2001-02 Bianca Brown (1)
- 2003-04 Liz Strunk (1)
- 2004-05 Liz Strunk (1)
- 2010-11 Brittany Waters (1)
- 2013-14 Chelsea Douglas (1)
- 2013-14 Dearica Hamby (1)
- 2014-15 Dearica Hamby (2)
- 2015-16 Amber Campbell (1)
- 2017-18 Elisa Penna (1)

### ACC Rookies of the Week


- 1990-91 Nicole Levesque (1)
- 1991-92 Laura Coakley (2)
- 1992-93 Tracy Connor (9)
- 1993-94 RaeAnna Mulholland (1)
- 1996-97 Alisha Mosley (1)
- 1998-99 LaChina Robinson (1)
- 2000-01 Eafton Hill (1)
- 2001-02 Meredith Bell (1)
- 2005-06 Deirdre Naughton (2)
- 2006-07 Mekia Valentine (1)
- 2008-09 Secily Ray (2)
- 2009-10 Sandra Garcia (2)
- 2015-16 Ariel Stephenson (2)
- 2015-16 Elisa Penna (1)

### ACC Postgraduate Scholarships

- 1980 Jackson (Marie-James)
- 1997 Seawright Lindsay
- (Weaver-James-Corrigan)

### Academic All-ACC


- 1998 Heidi Coleman
- 1999 Heidi Coleman
- 2000 Brenda Mock Kirkpatrick
- 2001 Brenda Mock Kirkpatrick
- 2001 Kristen Shaffer
- 2002 LaChina Robinson
- 2003 Heather Miller
- 2007 Alex Tchangoue
- 2008 Camille Collier
- 2008 Alex Tchangoue
- 2009 Alex Tchangoue
- 2016 Ariel Stephenson
- 2017 Elisa Penna
- 2017 Milan Quinn
- 2017 Alex Sharp
- 2018 Elisa Penna
- 2018 Alex Sharp



AMY PRIVETTE


### ACC Honor Roll

- 1983 Lisa Brooks, Barbara Buchanan
- 1983 Victoria Leidner, Westa Marshall
- 1984 Barbara Buchanan, Lesley LaFave
- 1984 Victoria Leidne
- 1984 Marcy McClanahan
- 1984 Westa Marshall, Amy Privette
- 1985 Lesley LaFave, Amy Privette
- 1985 Mecky Steenmetz, Lisa Stockton
- 1986 Amy Cartner, Amy Privette
- 1986 Mecky Steenmetz, Lisa Stockton
- 1987 Amy Cartner, Amy Privette
- 1987 Mecky Steenmetz
- 1988 Amy Cartner
- 1989 Colleen Bentz, Elizabeth Carter
- 1989 Beth Davis, Catherine Wille
- 1990 Colleen Bentz, Elizabeth Carter
- 1990 B.J. Thames, Catherine Wille
- 1990 Sara White
- 1991 Colleen Bentz, Beth Davis
- 1991 Lisa Dodd, Nicole Levesque
- 1991 Jenny Mitchell, Sara White
- 1992 Shana Eagle, Nicole Levesque
- 1993 Karen Davis, B.J. Thames
- 1993 Amy Wallace
- 1994 Nicole Levesque
- 1994 Lindsay Seawright, Amy Wallace
- 1995 Nancy Helms, Val Hodge
- 1995 Lindsay Seawright
- 1996 Heidi Coleman, Nancy Helms
- 1996 Val Hodge, Jenn Miklic
- 1996 Lindsay Seawright, Carri Walker



LACHINA ROBINSON

# HONORS AND AWARDS



Dearica Hamby (left) and Nicole Levesque (right) are the two former Demon Deacons who have gone on to play in the WNBA.

- 1997 Stacey Hawes, Nancy Helms  
Jenn Miklic, Alisha Mosley  
RaeAnna Mulholland
- 1998 Lindsay Seawright, Carri Walker  
Heidi Coleman, Jenn Miklic  
Brenda Mock Kirkpatrick  
Alisha Mosley, Liz Nelson  
Kristen Shaffer, Carri Walker
- 1999 Heidi Coleman  
Brenda Mock Kirkpatrick,  
Val Klopfer  
Jenn Miklic, Alisha Mosley  
LaChina Robinson, Kristen Shaffer
- 2000 Brenda Mock Kirkpatrick  
Heather Miller, Alisha Mosley  
Kristen Shaffer  
Bianca Brown
- 2001 Brenda Mock Kirkpatrick, Val Klopfer  
Heather Miller, LaChina Robinson  
Kristen Shaffer, Janae Whiteside
- 2002 Erin Ferrell, Val Klopfer  
Heather Miller, LaChina Robinson
- 2003 Heather Miller
- 2004 Porsche' Jones
- 2005 Liz Strunk, Porsche' Jones,  
Erin Ferrell, Jennifer Johnson
- 2006 Porsche' Jones, Liz Strunk,  
Alex Tchangoue
- 2007 Jenna Brown, Jessie Cain,  
Sarah Riddle
- 2008 Cristen Brown, Jessie Cain,  
Camille Collier, Corinne Groves  
Alex Tchangoue
- 2009 Jessie Cain, Camille Collier,

- 2010 Corinne Groves, Courtney Morris,  
Sarah Riddle, Alex Tchangoue  
Jessie Cain, Camille Collier,  
Courtney Morris
- 2011 Camille Collier, Brooke Thomas,  
Kem Wilson
- 2012 Camille Collier, Brooke Thomas,  
Mykala Walker  
Lakevia Boykin
- 2013 Milleisa Calicott, Keri Fulp,  
Milan Quinn, Susie Webster
- 2014 Milleisa Calicott, Taylor Gordon,  
Keri Fulp, Milan Quinn,  
Atajiah Taylor, Lauryn Webster
- 2015 Keyonna Allen, Jill Brunori,  
Keri Fulp, Ariel Stephenson, Atajiah Taylor
- 2016 Clarisse Berranger, Jill Brunori,  
Elisa Penna, Milan Quinn,  
Alex Sharp
- 2017 Taylor Gordon, Elisa Penna, Ivana Raca,  
Alex Sharp, Ona Udoh, Destini Walker,
- 2018

**ACC 50th Anniversary Team**

- Tracy Connor
- Jenny Mitchell

**NATIONAL ACADEMIC AWARDS**

**NCAA Postgraduate Scholarship**

- 1987 Amy Privette

**Robin Roberts/WBCA Sports**

**Communications Scholarship**

- 2000 Alisha Mosley

**CoSIDA Academic All-Americans**

- 1985 Amy Privette Nat'l Third Team
- 1986 Amy Privette Nat'l First Team
- 1987 Amy Privette Nat'l First Team
- 1995 L. Seawright Dist. First Team
- 2001 Brenda M. Kirkpatrick Dist. First Team

**HALL OF FAME**

**Wake Forest Hall of Fame**

- 1996 Jane Jackson
- 1999 Amy Privette Perko
- 2007 Jenny Mitchell
- 2012 Roper Halverson
- 2015 Tracy Connor

**DEACS IN THE PROS**

**WNBA**

- 1997 Nicole Levesque Charlotte Sting
- 2015-17 Dearica Hamby San Antonio Stars
- 2018-Pres. Las Vegas

**Europe**

- 2009-10 Alex Tchangoue Pays D'Artois
- 2010-11 Le Havre
- 2011-12 G.M.A. Pozzuoli
- 2012-14 Cavigal Nice
- 2012-13 Secily Ray Forssan Alku
- 2013-15 Lakevia Boykin Pau Lacq Orthez
- 2015-16 Wolfenbuettel
- 2013-14 Sandra Garcia Forssan Alku
- 2017-18 Milan Quinn GISA Lions SV Halle
- 2017-18 Kelila Atkinson UL Huskies

# ALL-TIME LETTERWINNERS

<b>A</b>		
Jane Alexander	Elon, NC	1980
Ellen Alford	Winchester, NC	1976-77
Irvine Allen	Raleigh, NC	1985-86
Tracy Alston	Raleigh, NC	2001-04
Kelila Atkinson	Woodbridge, VA	2013-15, 2016-17

<b>B</b>		
Kandice Ball	Pulaski, Va.	2012-16
Lori Bailey	Wheaton, IL	1978-79
Maya Banks	Chandler, Ariz.	2017-pres.
Bobbie Wrenn Banks	Covington, GA	1974-77
Patrice Baptista	Hickory, NC	2009-10
Sandy Barbour	Annapolis, MD	1978, 80
Jill Bartley	Herrndon, VA	1987-88
Meredith Bell	Waldorf, MD	2002-05
Maya Bennett	Greensboro, NC	2004-06
Clarisee Berranger	Remiremont, France	2016-17
Colleen Bentz	East Quogue, NY	1988-91
Elizabeth Biedrycki	Charlotte, NC	1999
Johanna Björklund	Stockholm, Sweden	2000-03
Mary Ann Black	Dillion, SC	1976-79
Ina Blackmore	n/a	1975-77
Stacey Boggs	Greensboro, NC	1991-92
Cotelia Bond-Young	Landover, MD	2002-06
Lynda Boozer	n/a	1975-77
Beth Bowen	n/a	1974
Lakevia Boykin	Raleigh, NC	2009-13
Raegyn Branch	Arlington, Tenn.	2017-pres.
Patti Brink	Highlands, NJ	1979-82
Lisa Brooks	Siler City, NC	1981-84
Christen Brown	Dalton, GA	2004-07
Bianca Brown	Montclair, NJ	2001-04
Tonia Brown	Roanoke, VA	2001-04
Jill Brunori	Hilton Head, SC	2013-16
Jessica Bryant	Supply, NC	2006-10
Barbara Buchanan	Winston-Salem, NC	1981-84

<b>C</b>		
Jessie Cain	Cincinnati, OH	2006-10
Millesa Calicott	Winston-Salem, NC	2011-15
Amber Campbell	Charleston, SC	2014-2018
Jaymee Carnes	Gainesville, GA	2010-11
Crystal Carpenter	Charlotte, NC	1995-96
Lisa Carter	Woodbridge, VA	1987-90
Amy Cartner	Statesville, NC	1985-88
Ann Chamberlain	n/a	1975-77
Laura Coakley	Crofton, MD	1992-94
Heidi Coleman	Edmonton, KY	1995-99
Camille Collier	Washington, DC	2007-10, 12
Janice Collins	Hampton, VA	1983-86
Tracy Connor	Landis, NC	1993-97
Gina Conti	Grove City, Ohio	2017-pres.
Sharon Craft	n/a	1972-73
Nancy Cutrell	Salisbury, NC	1978

<b>D</b>		
Olivia Dardy	Norwalk, CT	1998-2001
Meghan Davidson	Edina, MN	1989-90
Beth Davis	Greenfield, IN	1989-91
Karen Davis	East Bend, NC	1991-94
Marian Davis	n/a	1972-73
Susan Deaton	n/a	1973
Lisa Dodd	Long Beach, NY	1987-91
Jillian Dougal	n/a	1975-77
Chelsea Douglas	Rock Hill, NC	2010-14
Aimee Dozier	Troy, NC	1979-81
Ellen Duchesne	Silver Spring, MD	1981-82
Barbara Durham	Farmingville, NY	1980-83
Lori Durham	Farmingville, NY	1982-85
Andrea Dwyer	Hampton Bays, NY	1989

<b>E</b>		
Shana Eagle	n/a	1992
Phyllis Edwards	Whiteville, NC	1988-89
Karyn Esser	Acton, CT	1976
Keila Evans	Baltimore, MD	2002-06
Lisbeth Evans	n/a	1972-73

<b>F</b>		
Erin Ferrell	Gaithersburg, MD	2002-05
Nicole Floyd	Manassas, VA	2014-15
Keri Fulp	Shoals, NC	2013-15

<b>G</b>		
Sandra Garcia	Hollywood, Fla.	2009-13
Susan Gasperson	Candler, NC	1986-87
Deanna Gibson	Fayetteville, AR	1989-90
Janet Gleason	Adelphi, MD	1979-82
Stephanie Glenn	n/a	1974-75
Tiara Good	Jonesville, SC	2005-06
Taylor Gordon	Powder Springs, GA	2014-15

Janet Gray	Frederick, MD	1981-82
Sonny Green	n/a	1994
Beth Gromlowicz	Asbury, NJ	1988
Corrine Groves	Black Mountain, NC	2005-08
Torri Guest	Hamilton Sq., NJ	1979-80

<b>H</b>		
Dearica Hamby	Marietta, GA	2011-15
Tammye Hammack	n/a	1992
Erin Hall	Norcross, GA	2010-12
Adell Harris	n/a	1999-02
Stacey Hawes	Silver Spring, MD	1994-97
Priscilla Healy	Woodstock, CT	1975-76
Nancy Helms	Cary, NC	1995-97
Sonya Henderson	Winston-Salem, NC	1982-85
Jane Hendrick	Elkin, NC	1977-80
Vickie Henson	Canton, NC	1990-91
Lyndsay Hester	Oxford, NC	1976-77
Eafton Hill	Boone, NC	2001-03
Susan Hockaday	Roanoke Rapids, NC	1991-92
Val Hodge	Huntington, WV	1993-96
Gretchen Hollifield	Troutman, NC	1993-96
Ann Hope	n/a	1972-75
Beth Houpt	n/a	1971-73

<b>I</b>		
Vicki Inman	Waynesville, NC	1992-93

<b>J</b>		
Jane Jackson	Aldie, VA	1977-80
Keeva Jackson	Hempstead, NY	1982-84
Sandi James	Columbia, MD	2002-04
Donna Johnson	Yadkinville, NC	1979-80
Jennifer Johnson	Mt. Juliet, TN	2002-05
Patrice Johnson	Washington, DC	2009-12
Mykia Jones	Raleigh, NC	2013-15
Porsche' Jones	Winston-Salem, NC	2003-06
Kelly Jordan	Raeford, NC	1974-76

<b>K</b>		
Cynthia Kelley	Carrollton, GA	1996-98
Linda Kelly	n/a	1975
Carolyn Kerr	n/a	1971-73
Brenda Mock Kirkpatrick	Waynesville, NC	1997-01
Val Klopfer	Albany, NY	1999-02

<b>L</b>		
Lesley LaFave	Martinsville, VA	1983-85
Phillis Lambeth	n/a	1972-75
Yolanda Lavender	Washington, DC	2006-07
Victoria Leidner	Shaftesbury, MD	1981-84
Nicole Levesque	Shaftesbury, VT	1991-94
Tiffani Listenbee	Clinton Twnship, MI	2000-03
Janet Lucas	Rockville, MD	1976-77

<b>M</b>		
Martha Marion	n/a	1976-77
Kelly Marshall	Snow Camp, NC	1981-84
Sallie Martin	n/a	1972-73
Marcy McClanahan	Charlotte, NC	1981-84
Emon McMillian	Greensboro, NC	1995-99
Laurie McNeill	n/a	1981
Jenn Miklic	Ballston Lake, NY	1996-99
Heather Miller	Bassett, VA	2000-03
Betsy Milne	Vienna, VA	1979-80
Jenny Mitchell	Roanaoke, VA	1988-91
Roxann Moody	Bear Creek, NC	1981-82
Courteney Morris	Riverdale, MD	2006-10
Alisha Mosley	Ellicott City, MD	1997-00
RaeAnna Mulholland	Linden, NC	1994-97
Carol Myers	n/a	1972-73

<b>N</b>		
Deirdre Naughton	Winnetka, IL	2006
Alice Neal	Rocky Gap, VA	1986-89
Liz Nelson	Hickory, NC	1995-98
Anne Northington	n/a	1977
Frances Norwood	n/a	1972-73

<b>O</b>		
Kathy O'Connor	Omaha, NB	1977-78
Alisa Ortman	n/a	1975-77
Roper Osborne	Winston-Salem, NC	1974-76

<b>P</b>		
LaTisha Pearson	Birmingham, AL	1999-02
Elisa Penna	Bergamo, Italy	2015-pres.
Amy Privette	Kannapolis, NC	1984-87

<b>Q</b>		
Leslie Quinn	Gastonia, NC	1994-95
Milan Quinn	Charlotte, NC	2013-17

<b>R</b>		
Ivana Raca	Belgrade, Serbia	2017-pres.
Secily Ray	Thomasville, NC	2008-12
Debby Rhodes	n/a	1972-73
Sarah Riddle	Lascassas, TN	2006-08
LaChina Robinson	Alexandria, VA	1999-02
Liz Rogers	Raleigh, NC	1999-00
Tiffany Roulhac	Fayetteville, NC	2006-10
Doris Russell	n/a	1972-73

<b>S</b>		
Lindsay Seawright	Bethesda, MD	1994-97
Kristen Shaffer	Woodbridge, VA	1998-01
Rosemarie Sharbaugh	n/a	1981
Alex Sharp	Melbourne, Australia	2016-Pres
Doris Shelton	n/a	1974
Alice Sheridan	n/a	1981-82
Christelle Shembo	Charlotte, NC	2012-13
Betsy Shoupe	n/a	1973
Kortni Simmons	Spotsylvania, Va.	2015-18
Joan Slate	n/a	1971-72
Sabrina Slone	Alexandria, IN	1990-93
Pat Smith	n/a	1972-75
Sandra Smith	Taylorsville, NC	1976-78
Ariel Stephenson	Prince George, Va.	2015-pres.
Maria Steenmetz	Spijkenise, Holland	1985-87
Denae Stensaas	Concordia, KS	1987-88
Chanté Stiers	Milroy, IN	1982-85
Lisa Stockton	Greensboro, NC	1983-86
Sara Strike	Bethesda, MD	1988
Liz Strunk	Chattanooga, TN	2003-06
Janice Sullivan	n/a	1972

<b>T</b>		
Tammi Tarvin	Knoxville, TN	1979
Tara Tate	Morgantown, NC	2005-06
Ataijah Taylor	Roanoke, VA	2012-16
Alex Tchanguue	Orleans, France	2005-08
Suzanne Telleysch	Cary, NC	1987-90
B.J. Thames	Dalzell, SC	1990-93
Brooke Thomas	Orlando, Fla.	2008-12

<b>U</b>		
Ona Udoh	Fayetteville, N.C.	2016-pres.

<b>V</b>		
Mekia Valentine	Greensboro, NC	2006-07

<b>W</b>		
Amy Wallace	High Point, NC	1991-94
Carri Walker	Chesterfield, MO	1995-98
Destini Walker	Ossining, N.C.	2015-16, 2017-18
Kim Walker	n/a	1975
Mykala Walker	Duluth, Ga.	2009-13
Susan Walker	n/a	1972-74
Lisa Ward	Mebane, NC	1979-80
Karen Washington	Grand Island, NE	1992-93
Melissa Washington	Upper Marlboro, MD	2003-06
Brittany Waters	Orlando, Fla.	2007-11
Susie Webster	Marietta, GA	2011-15
Sarah White	Clarksville, IN	1988-91
Tyra Whitehead	Richmond, Va.	2016-pres.
Janae Whiteside	Charlotte, NC	1998-01
Cathy Wille	Sparta, NJ	1987-90
Asia Williams	Durham, NC	2009-13
Gwen Williams	High Point, NC	1974-76
Helen Williams	High Point, NC	1984-87
Tamara Williams	High Point, NC	1977-78
Kem Wilson	Frederick, MD	2007-11
Kristy Wolhowe	Staples, MN	1986
Cathy Woodard	Kenly, NC	1977-78
Lindsay Wright	Denver, NC	2010-14

# ALL-TIME JERSEY NUMBERS

<b>0</b>	
Maya Banks	2017-present

<b>1</b>	
Porsche' Jones	2003-06
Brooke Thomas	2008-12
Destini Walker	2015-18

<b>2</b>	
Alex Tchangoue	2006-09
Erin Hall	2010-12
Jill Brunori	2013-14
Amber Campbell	2014-18

<b>3</b>	
Nancy Helms	1995-97
Bianca Brown	2001-04
Camille Collier	2007-12
Atajah Taylor	2013-16

<b>4</b>	
Colleen Bentz	1991
Liz Strunk	2003-06
Mykia Jones	2013-15

<b>5</b>	
Emon McMillian	1995-99
Courteney Morris	2007-10
Chelsea Douglas	2010-14
Clarisse Berranger	2015-17
Gina Conti	2017-present

<b>10</b>	
Carolyn Kerr	1972
Sandra Smith	1976-78
Betsy Milne	1979-80
Ellen Duchesne	1981-82
Lisa Stockton	1983-86
Cathy Wille	1987
Val Klopfer	1999-02
Sandi James	2003-04
Tiffany Roulhac	2007-10
Taylor Gordon	2014-17

<b>11</b>	
Kelly Jordan	1976
Lisa Ward	1980
Roxann Moody	1981-82
Marcy McClanahan	1983-84
Colleen Bentz	1988-90
Nicole Levesque	1991-94
Alisha Mosley	1997-00
Yolanda Lavender	2006-08
Patrice Johnson	2009-13
Jill Brunori	2014-17
Ivana Raca	2017-present

<b>12</b>	
Debby Rhodes	1972
Mary Ann Black	1976
Karyn Esser	1976
Terri Guest	1979-80
Janet Gray	1981-82
Amy Privette	1984-87
Cathy Wille	1988-90
Karen Davis	1991-94
Jenn Miklic	1996-99
Johanna Björklund	2000-03
Tiara Good	2004-06

<b>13</b>	
Jane Jackson	1977, 80
Patti Brink	1981-82
Helen Williams	1984

Leslie LaFave	1983-85
Alice Neal	1986-89
Cotelia Bond-Young	2003-06
Jessie Cain	2007-10
Mykala Walker	2010-13

<b>14</b>	
Lyndsay Hester	1976
Lisa Ward	1979
Marcy McClanahan	1981
Keeva Jackson	1982-84
Beth Gromlowicz	1988
B.J. Thames	1990-93
Cynthia Kelley	1996-98
Heather Miller	2000-03
Susie Webster	2011-15
Alex Sharp	2016-present

<b>15</b>	
Sherry Craft	1972
Janet Lucas	1976
Patti Brink	1979-80
Kelly Marshall	1981-84
Helen Williams	1985-87
Vickie Henson	1990-91
Stacy Hawes	1994-97
Kem Wilson	2007-11
Millesa Calicott	2011-15
Kortni Simmons	2015-18

<b>20</b>	
Donna Johnson	1980
Lisa Brooks	1981-84
Denae Stensaas	1987-88
Andrea Dwyer	1989
Shana Eagle	1992
Crystal Carpenter	1995-96
Kristen Shaffer	1998-01
Brittany Waters	2007-11

<b>21</b>	
Pat Smith	1972
Sandy Barbour	1978
Aimee Dozier	1979-81
Sonya Henderson	1982-85
Susan Gasperson	1986
Susie Telleys	1987-90
Janae Whiteside	1998-01
Tara Tate	2004-06
Sandra Garcia	2009-13
Keyonna Allen	2015-16
Raegyn Branch	2016-present

<b>22</b>	
Phillis Lambeth	1972
Priscilla Healy	1976
Lori Bailey	1978
Sandy Barbour	1980
Vickie Leidner	1981-84
Jill Bartley	1987-88
Amy Wallace	1991-94
Heidi Coleman	1995-99
Tracy Alston	2001-04
Christen Brown	2004-08
Lakevia Boykin	2009-13
Keri Fulp	2013-15

<b>23</b>	
Janice Sullivan	1972
Mary Ann Black	1977
Jane Alexander	1980
Barbara Buchanan	1981-84
Mecky Steenmetz	1985-87
Jenny Mitchell	1988-91
Vicki Inman	1992-93
Carri Walker	1995-98

Adell Harris	1999-02
Keila Evans	2003-06
Secily Ray	2008-12
Christelle Shembo	2012-13
Amber Long	2015-16

<b>24</b>	
Frances Norwood	1972
Barbara Durham	1981
Marcy McClanahan	1982
Amy Cartner	1985-88
Beth Davis	1989-91
Lindsay Seawright	1994-97
Tiffani Listenbee	2000-03
Asia Williams	2009-10
Kelila Atkinson	2012-16

<b>25</b>	
Kathy O'Connor	1977
Lori Bailey	1979
Maya Bennett	2003-06
Janet Gleason	1980-82
Janice Collins	1983-86
Lisa Dodd	1987-91
Gretchen Hollifield	1993-96
Jessica Bryant	2007-10
Jaymee Carnes	2010-11
Dearica Hamby	2011-15
Ariel Stephenson	2015-present

<b>30</b>	
Ann Hope	1972
Jane Jackson	1978-79
Laurie McNeill	1981
Barbara Durham	1982-83
Irvine Allen	1985-86
Susan Hockaday	1991-92
Tracy Connor	1993-97
Tonia Brown	2001-04
Patrice Baptista	2009-10

<b>31</b>	
Marian Davis	1972
Barbara Durham	1980
Rosemarie Sharbaugh	1981
Lori Durham	1982-85
RaeAnna Mulholland	1994-97
Sarah Riddle	2006-09
Lindsay Wright	2010-14

<b>32</b>	
Lisbeth Evans	1972
Bobbie Wrenn Banks	1976
Mary Ann Black	1978-79
Jane Hendrick	1980
Alice Sheridan	1981
Chante' Stiers	1982-85
Kristi Wolhowe	1986
Susan Gasperson	1987
Karen Washington	1992-93
Sunny Green	1994
Olivia Dardy	1998-01
Jennifer Johnson	2002-05
Deirdre Naughton	2006-07
Milan Quinn	2013-17

<b>33</b>	
Carol Myers	1972
Roper Osborne	1976
Jane Hendrick	1977-79
Sabrina Slone	1990-92
Elizabeth Biedrycki	1999-00
Meredith Bell	2002-05
Corinne Groves	2006-09
Mykala Walker	2009-10
Asia Williams	2010-13

<b>34</b>	
Doris Russell	1972
Gwen Williams	1976
Cathy Woodard	1978
Donna Johnson	1979
Phyllis Edwards	1988-89
Laura Coakley	1992-94
Megan Anderson	1998
LaChina Robinson	1999-02
Melissa Washington	2003-06

<b>35</b>	
Joan Slate	1972
Cathy Woodard	1977
Nancy Cutrell	1978
Tammy Tarvin	1979
Stacey Boggs	1991-92

<b>40</b>	
Sallie Martin	1972
Ellen Alford	1976
Tammy Williams	1977-78
Sara Strike	1988
Meghan Davidson	1989-90
Eafton Hill	2001-03
Nicole Floyd	2014-15

<b>41</b>	
Button Blackmon	1972
Janet Gleason	1979
Deanna Gibson	1989-90
Elisa Penna	2015-present

<b>42</b>	
Sara White	1988-91
Sabrina Slone	1993
Leslie Quinn	1994-95
Kandice Ball	2012-16
Tyra Whitehead	2016-present

<b>43</b>	
Erin Ferrell	2002-05

<b>44</b>	
Lisa Carter	1987-90
Tammy Hammack	1992
Elizabeth Nelson	1995-98
Mekia Valentine	2007-08
Ona Udoh	2016-present

<b>45</b>	
Liz Rogers	1999-00

<b>50</b>	
Brenda Mock Kirkpatrick	1997-01

<b>52</b>	
Val Hodge	1993-96

<b>54</b>	
LaTisha Pearson	1999-02

*\*Jersey numbers not available for the years 1973-75. Not all jersey numbers available for the 1976-77 and 1977-78 seasons.*

# ALL-TIME SERIES RECORDS

Opponent	W	L	First	Last	Opponent	W	L	First	Last	Opponent	W	L	First	Last
Akron	1	0	1987	1987	Iowa	0	1	1988	1988	St. Francis (IL)	1	0	1984	1984
UAB	3	1	1985	2002	Iowa State	1	0	1990	1990	St. John's	1	1	1990	2005
Alabama A&M	1	0	2004	2004	IUPUI	2	0	2002	2010	St. Joseph's	0	1	1991	1991
Alaska-Anchorage	0	1	1990	1990	Jacksonville	3	1	2009	2015	St. Mary's	2	0	1973	1973
American	2	0	2014	2015	James Madison	4	6	1983	2016	Salem	2	0	1972	1973
Appalachian State	14	11	1973	2017	Kansas	1	2	1988	2012	Samford	1	0	2016	2016
Arizona	1	2	1995	2014	Kentucky	1	1	2004	2005	San Diego State	0	1	2009	2009
Arizona State	0	2	1999	2000	La Salle	2	0	2002	2015	San Francisco	1	0	1995	1995
Auburn	1	1	1994	1995	Lenoir-Rhyne	0	3	1978	1980	Santa Clara	1	0	1988	1988
Averett	1	0	1975	1975	Liberty	3	1	1982	2000	Savannah State	3	0	2005	2008
Belmont	1	1	2013	2015	Limestone	1	0	1984	1984	Seton Hall	2	3	1990	2017
Bethune-Cookman	1	0	2017	2017	Lipscomb	1	0	2005	2005	South Alabama	1	0	2013	2013
Boston College	12	4	2006	2018	Longwood	2	0	2007	2014	South Carolina	1	2	1995	2009
Bradley	2	0	1991	1992	LSU	1	2	1999	2016	South Carolina Baptist	5	0	1981	1986
Bucknell	2	0	1984	1991	Louisville	0	4	2015	2018	South Carolina State	3	0	1989	2010
Butler	2	0	1992	2010	Loyola	2	0	2003	2004	South Carolina Upstate	1	0	2007	2007
California	2	1	1996	2013	Lynchburg	1	0	1982	1982	South Florida	3	2	1983	2010
Campbell	5	5	1973	2013	Maine	1	1	1989	1996	Southern	1	0	1987	1987
Canisius	4	0	1987	1996	Manhattan	0	1	1980	1980	Southern Methodist	3	1	1990	2011
Catawba	6	2	1973	1980	Marist	0	1	2012	2012	Southwest Louisiana	1	0	1986	1986
Central Florida	2	2	1981	2008	Marquette	2	1	1986	2014	Southwest Missouri State	1	0	1987	1987
Central Michigan	0	1	1990	1990	Mars Hill	5	5	1973	1983	Stetson	5	1	1981	2005
Charleston Southern	2	0	2006	2012	Marshall	1	2	1981	2003	Syracuse	1	5	2014	2018
Charlotte	11	4	1976	2017	Maryland	12	57	1977	2014	Temple	0	1	1990	1990
Cheyney	2	0	1985	1988	Maryland-Baltimore Cty	3	0	1990	1998	Tennessee	0	2	1988	1988
Chicago State	1	0	1987	1987	Maryland-Eastern Shore	4	0	1987	2017	Tennessee State	1	2	1988	1997
Clemson	23	49	1977	2018	Massachusetts	1	0	1994	1994	Tennessee Tech	2	1	1996	2014
Coastal Carolina	5	1	1982	2015	Memphis State	0	1	1975	1975	Texas A&M	1	0	2007	2007
College of Charleston	5	0	1990	2017	Mercer	3	1	1979	2011	Texas-Arlington	0	1	1997	1997
Colorado State	0	1	1998	1998	Meredith	1	0	1972	1972	Texas Southern	1	0	2017	2017
Connecticut	0	3	2000	2012	Miami (FL)	9	11	1983	2018	Towson	2	1	2005	2014
Coppin State	8	0	1988	2014	Miami (Ohio)	3	0	2005	2010	UNC Asheville	4	1	1981	2007
Dartmouth	1	0	1985	1985	Michigan	0	2	2010	2014	UNCG	7	4	1974	2009
Davidson	8	3	1975	2015	Middle Tennessee State	0	1	2017	2017	UNCW	9	0	1981	2013
Delaware	1	2	1989	2013	Minnesota	1	1	2011	2017	Valparaiso	1	1	2001	2009
Delaware State	1	0	1987	1987	Mississippi	1	0	2008	2008	Villanova	1	0	1988	1988
Drexel	1	0	1986	1986	Mississippi State	2	0	1992	1996	Virginia	5	69	1975	2018
Duke	19	66	1975	2018	Missouri	0	2	2014	2015	Virginia Commonwealth	7	0	1984	2016
East Carolina	3	6	1975	2004	Monmouth	1	0	2011	2011	Virginia Tech	13	13	1978	2018
East Tennessee State	6	2	1981	2015	Montana	1	0	2014	2014	Washington	1	0	1995	1995
Eastern Illinois	2	0	1986	1988	Morgan State	4	0	1985	2006	Washington State	1	0	2006	2006
Eastern Kentucky	1	0	1983	1983	Murray State	1	1	1975	1989	West Georgia	0	1	1985	1985
Eastern Michigan	1	0	2016	2016	Navy	1	0	2016	2016	West Virginia	1	4	1989	2004
Elon	4	14	1972	2017	Nevada	1	1	2012	2013	Western Carolina	10	12	1972	2014
Fairfield	0	1	1999	1999	New Orleans	2	1	1984	2000	Western Illinois	1	0	1991	1991
Fairleigh Dickinson	1	0	1998	1998	Nicholls State	1	0	2003	2003	Western Michigan	1	1	2000	2001
Florida	0	1	1983	1983	Norfolk State	1	0	2002	2002	Wichita State	1	0	2007	2007
Florida A&M	4	0	2003	2013	North Carolina	14	64	1974	2018	William & Mary	5	0	1981	2010
Florida Atlantic	1	0	1995	1995	North Carolina A&T	7	4	1978	2010	Wingate	1	1	1981	1981
Florida Gulf Coast	0	1	2016	2016	North Carolina Central	6	1	1973	2010	Winston-Salem State	6	0	1979	2008
Florida International	2	2	1994	2015	NC State	15	70	1973	2018	Winthrop	4	1	1982	2006
Florida State	17	27	1992	2018	North Florida	1	0	2009	2009	Wisconsin	1	1	1992	2015
Fordham	1	0	1986	1986	Northwestern	1	2	1986	2007	Wofford	2	0	2006	2009
Furman	7	3	1971	2016	Notre Dame	0	6	2010	2017	Wright State	2	0	2006	2007
Gardner-Webb	1	0	1980	1980	Old Dominion	2	2	1987	1996	Xavier	2	1	1993	2017
Georgetown	1	3	1995	2010	Pembroke State	0	1	1979	1979					
George Mason	1	0	1988	1988	Penn State	0	1	2017	2017					
George Washington	1	1	1979	1981	Pennsylvania	1	0	1984	1984					
Georgia Southern	0	1	1982	1982	Pfeiffer	1	4	1975	1978					
Georgia State	0	1	1981	1981	Pittsburgh	6	2	1998	2018					
Georgia Tech	25	43	1979	2018	Portland	0	1	1991	1991					
Guilford	7	0	1971	1981	Presbyterian	2	0	2008	2009					
Hampton	3	1	2003	2015	Princeton	6	3	1980	2014					
Hartford	1	0	1989	1989	Providence	3	0	1997	2004					
Harvard	1	1	1980	1992	Purdue	1	3	1985	2012					
Hawaii	0	1	2004	2004	Queens (N.Y.)	1	0	1981	1981					
High Point	9	10	1971	2009	Quinnipiac	1	0	2000	2000					
Hofstra	3	1	1987	2017	Radford	7	4	1974	2016					
Holy Cross	1	0	2003	2003	Rhode Island	2	0	1987	1989					
Houston	1	0	2004	2004	Rice	2	0	2005	2007					
Howard	1	1	1990	2011	Richmond	6	7	1982	2017					
Illinois	1	2	2009	2016	Roanoke	1	1	1974	1975					
Indiana	1	1	2006	2007	Rutgers	1	1	2016	2017					

# ALL-TIME VS. CONFERENCE

## ATLANTIC 10

Charlotte	4	0	2007	2017
Davidson	1	0	2015	2015
George Washington	1	1	1979	1982
La Salle	2	0	2003	2015
Massachusetts	1	0	1995	1995
Rhode Island	2	0	1988	1990
Richmond	2	5	2005	2017
St. Joseph's	0	1	1992	1992
Temple	0	1	1990	1990
VCU	1	0	2016	2016
West Virginia	1	1	1989	1990
<b>TOTAL</b>	<b>15</b>	<b>9</b>		

## ACC

Boston College	12	4	2006	2018
Clemson	23	49	1978	2018
Duke	16	66	1977	2018
Florida State	17	27	1992	2018
Georgia Tech	25	43	1980	2018
Louisville	0	4	2015	2018
Maryland	12	56	1978	2014
Miami	10	8	2005	2018
North Carolina	14	60	1978	2018
NC State	13	68	1978	2018
Notre Dame	0	5	2014	2017
Pittsburgh	6	1	2014	2018
Syracuse	1	5	2014	2018
Virginia	5	67	1978	2018
Virginia Tech	12	12	2005	2018
<b>TOTAL</b>	<b>166</b>	<b>475</b>		

## NORTH ATLANTIC

Hartford	1	0	1989	1989
Maine	1	1	1990	1997
<b>TOTAL</b>	<b>2</b>	<b>1</b>		

## ATLANTIC SUN

Campbell	1	1	1996	1997
Central Florida	1	0	1994	1994
Col. of Charleston	3	0	1990	1993
East Tennessee St.	1	0	2008	2008
Florida Atlantic	1	0	1995	1995
Florida Gulf Coast	0	1	2016	2016
Florida International	0	2	1994	1995
Jacksonville	3	1	2009	2015
Lipscomb	1	0	2006	2006
Mercer	3	1	1979	2011
North Florida	1	0	2009	2009
SC Upstate	1	0	2008	2008
Stetson*	1	1	1986	2004
<b>TOTAL</b>	<b>17</b>	<b>7</b>		

## BIG 12

Iowa State	1	0	1990	1990
Kansas	1	2	1989	2012
Texas A&M	1	0	2007	2007
<b>TOTAL</b>	<b>3</b>	<b>2</b>		

## BIG EAST

Connecticut	0	3	2001	2012
Georgetown	1	3	1996	2010
Marquette	1	1	2013	2014
Miami	1	0	1993	1993
Notre Dame	0	1	2010	2010
Pittsburgh	0	1	1999	1999
Providence	3	0	1998	2005
Seton Hall	2	3	1991	2017
South Florida	1	1	2009	2010
St. John's	1	1	1991	2006
West Virginia	0	3	1997	2005
Villanova	1	0	1988	1988
Virginia Tech	0	1	2003	2003
Xavier	2	0	2016	2017
<b>TOTAL</b>	<b>13</b>	<b>18</b>		

## BIG SOUTH

Campbell	3	0	1987	2013
Charleston Southern	2	0	2007	2012
Coastal Carolina	4	1	1986	2015
High Point	6	0	1999	2009
Liberty	1	1	1999	2001
Longwood	1	0	2014	2015
UNC Asheville	3	1	1994	2007
UNCG	2	0	1994	1995
Presbyterian	2	0	2009	2009
Radford	6	3	1983	2016
Winthrop	3	1	1983	2007
<b>TOTAL</b>	<b>33</b>	<b>7</b>		

## BIG SKY

Montana	1	0	2014	2014
<b>TOTAL</b>	<b>1</b>	<b>0</b>		

## BIG TEN

Illinois	1	2	2009	2016
Indiana	1	1	2007	2008
Iowa	0	1	1989	1989
Michigan	0	2	2010	2014
Minnesota	1	1	2011	2017
Northwestern	1	2	1987	2008
Penn State	0	1	2017	2017
Purdue	1	3	1986	2012
Rutgers	1	1	2016	2017
Wisconsin	1	1	1993	2015
<b>TOTAL</b>	<b>7</b>	<b>15</b>		

## COLONIAL

College of Charleston	1	0	2017	2017
Delaware	0	2	2011	2013
East Carolina	1	2	1996	1998
Elon	2	0	2016	2017
George Mason	1	0	1988	1988
Hofstra	0	1	2017	2017
James Madison	4	6	1983	2016
Old Dominion	1	1	1993	1996
Richmond*	4	2	1982	2000
Towson	2	1	2006	2014
UNCW	8	0	1983	2013
VCU	2	0	1997	1998
William & Mary	4	0	1932	2010
<b>TOTAL</b>	<b>30</b>	<b>15</b>		

## CONFERENCE USA

Charlotte	3	0	2005	2016
UAB	1	1	2001	2002
Central Florida	1	0	2008	2008
East Carolina	1	1	2003	2005
Florida International	2	0	2013	2015
Houston	1	0	2005	2005
Middle Tennessee St	0	1	2017	2017
Rice	2	0	2006	2007
SMU	2	0	2011	2011
South Florida	1	0	2005	2005
<b>TOTAL</b>	<b>14</b>	<b>3</b>		

## EAST COAST

Bucknell	1	0	1984	1984
Md.-Baltimore Cty	2	0	1990	1992
<b>TOTAL</b>	<b>3</b>	<b>0</b>		

## GREAT MIDWEST

UAB	1	0	1992	1992
<b>TOTAL</b>	<b>1</b>	<b>0</b>		

## HORIZON

Butler	2	0	1994	2010
Loyola	2	0	2004	2005
Wright State	2	0	2006	2008
Valparaiso	1	0	2009	2009
Xavier*	0	1	1993	1993
<b>TOTAL</b>	<b>7</b>	<b>1</b>		

## INDEPENDENTS

Akron	1	0	1987	1987
Duke	3	0	1975	1977
East Carolina	0	3	1978	1982
East Tennessee St.	0	2	1981	1982
Elon	2	14	1972	1980
Georgia Southern	0	1	1982	1982
Georgia State	0	1	1981	1981
Longwood	1	0	2008	2008
Manhattan	0	1	1980	1980
Maryland	0	1	1977	1977
Marquette	1	0	1986	1986
Marshall	0	1	1981	1981
Memphis State	0	1	1975	1975
Miami	0	1	1983	1983
New Orleans	0	1	1984	1984
North Carolina	0	4	1974	1977
NC Central	2	0	1983	2009
NC State	2	2	1973	1977
Savannah State	3	0	2005	2008
Stetson	3	0	1982	1983
Virginia	0	2	1975	1976
Virginia Tech	1	0	1978	1978
<b>TOTAL</b>	<b>19</b>	<b>35</b>		

## IVY

Dartmouth	1	0	1986	1986
Harvard	1	1	1981	1994
Pennsylvania	1	0	1984	1984
Princeton	6	3	1981	2014
<b>TOTAL</b>	<b>9</b>	<b>4</b>		

## MAAC

Canisius	3	0	1991	1997
Fairfield	0	1	2000	2000
Marist	0	1	2012	2012
<b>TOTAL</b>	<b>3</b>	<b>2</b>		

## MAC

Eastern Michigan	1	0	2016	2016
<b>TOTAL</b>	<b>1</b>	<b>0</b>		

## MEAC

Bethune-Cookman	1	0	2017	2017
Coppin State	8	0	1989	2014
Delaware State	1	0	1988	1988
Florida A&M	4	0	2004	2013
Hampton	3	1	2004	2015
Howard	1	1	1991	2011
Maryland-E. Shore	4	0	1987	2017
Morgan State	4	0	1986	2006
Norfolk State	1	0	2002	2002
North Carolina A&T	7	4	1978	2010
NC Central	4	1	1973	2010
South Carolina St.	3	0	1990	2010
<b>TOTAL</b>	<b>41</b>	<b>7</b>		

## METRO

Charlotte	0	2	1992	1993
Fordham	1	0	1986	1986
<b>TOTAL</b>	<b>1</b>	<b>2</b>		

## MID-AMERICAN

Central Michigan	0	1	1991	1991
Marshall	1	1	2002	2003
Miami (Ohio)	3	0	2005	2009
Western Michigan	1	1	2001	2002
<b>TOTAL</b>	<b>5</b>	<b>3</b>		

## MISSOURI VALLEY

Bradley	2	0	1992	1993
Eastern Illinois	2	0	1986	1988
Wichita State	1	0	2008	2008
<b>TOTAL</b>	<b>5</b>	<b>0</b>		

## MOUNTAIN WEST

Colorado State	0	1	1998	1998
San Diego State	0	1	2009	2009
Nevada	1	1	2012	2013
<b>TOTAL</b>	<b>1</b>	<b>3</b>		

## NEW SOUTH WOMEN'S

Central Florida	0	2	1981	1986
<b>TOTAL</b>	<b>0</b>	<b>2</b>		

## NORTHEAST

Fairleigh Dickinson	1	0	1999	1999
Md.-Baltimore Cty	1	0	1998	1998
Monmouth	1	0	2011	2011
Quinnipiac	1	0	2001	2001
<b>TOTAL</b>	<b>4</b>	<b>0</b>		

## OHIO VALLEY

Belmont	1	1	2013	2015
Eastern Kentucky	1	0	1984	1984
Murray State	1	1	1975	1989
Tennessee State	1	2	1989	1998
Tennessee Tech	2	1	1997	2014
<b>TOTAL</b>	<b>7</b>	<b>5</b>		

## PAC 12

Arizona	1	2	1996	2014
Arizona State	0	2	2000	2001
California	2	1	1997	2013
Washington	1	0	1996	1996
Washington State	1	0	2007	2007
<b>TOTAL</b>	<b>5</b>	<b>5</b>		

## PATRIOT LEAGUE

American	2	0	2014	2015
Bucknell	1	0	1991	1991
Holy Cross	1	0	2004	2004
Navy	1	0	2016	2016
<b>TOTAL</b>	<b>5</b>	<b>0</b>		

## SEC

Auburn	1	1	1995	1996
Florida	0	1	1983	1983
Kentucky	1	1	2005	2006
LSU	1	2	2000	2016
Missouri	0	2	2014	2015
Mississippi	1	0	2009	2009
Mississippi State	2	0	1993	1997
South Carolina	1	2	1996	2009
Tennessee	0	2	1988	1989
<b>TOTAL</b>	<b>7</b>	<b>11</b>		

## SOUTHERN

Appalachian State	13	11	1973	2010
Col. of Charleston	1	0	2007	2007
Davidson	7	3	1975	2013
East Carolina	1	0	1975	1975
East Tennessee St.	5	0	1987	1993
Furman	7	3	1972	2010
Samford	1	0	2016	2016

# GAME-BY-GAME VS. OPPONENT

**AKRON**  
 Overall: Wake Forest leads 1-0  
 12/5/87 H W 84-56

**ALABAMA-BIRMINGHAM**  
 Overall: Wake Forest leads 3-1  
 Home: Wake Forest leads 1-0  
 Road: Wake Forest leads 2-1  
 1/2/85 A W 81-61  
 12/19/92 A W 72-63  
 11/24/01 A L 61-80  
 12/15/02 H W 72-58

**ALABAMA A&M**  
 Overall: Wake Forest leads 1-0  
 12/28/04 H W 70-50

**ALASKA-ANCHORAGE**  
 Overall: Alaska-Anchorage leads 1-0  
 2/24/90 A L 84-87

**AMERICAN**  
 Overall: Wake Forest leads 2-0  
 Home: Wake Forest leads 1-0  
 Road: Wake Forest leads 1-0  
 12/28/14 H W 77-64  
 11/29/15 A W 71-70

**APPALACHIAN STATE**  
 Overall: Wake Forest leads 14-1  
 Home: Wake Forest leads 10-4  
 Road: App. St. leads 5-3  
 Neutral: App. St. leads 2-1  
 3/2/73 N L 52-58  
 2/21/74 N L 57-58  
 2/6/75 A L 62-69  
 n/a H L 46-76  
 1/25/79 H L 66-83  
 2/18/80 A L 71-88  
 12/3/80 H L 77-79  
 1/18/82 A L 78-87  
 2/16/82 H W 82-68  
 1/19/83 H W 81-73  
 2/9/83 A W 82-69  
 11/29/83 H W 81-71  
 11/27/84 A W 81-42  
 12/18/85 H W 69-62  
 1/3/86 N W 78-72  
 1/4/93 H W 78-65  
 12/1/93 A L 64-87  
 11/26/96 A L 60-66  
 11/26/97 H W 70-68  
 11/19/00 A W 83-60  
 11/19/01 H W 70-66  
 12/1/02 H W 88-59  
 11/21/08 H W 68-35  
 12/29/10 H L 57-64  
 12/7/17 H W 78-49

**ARIZONA**  
 Overall: Arizona leads 2-1  
 Home: Arizona leads 1-0  
 Road: Series tied 1-1  
 12/3/95 A L 47-63  
 11/26/13 A W 70-58  
 12/7/14 H L 69-72 (OT)

**ARIZONA STATE**  
 Overall: Arizona St. leads 2-0  
 Home: Arizona St. leads 1-0  
 Road: Arizona St. leads 1-0  
 11/26/99 H L 65-70  
 12/30/00 A L 54-69

**AUBURN**  
 Overall: Series tied 1-1  
 Home: N/A  
 Road: Auburn leads 1-0  
 Neutral: Wake Forest leads 1-0  
 11/27/94 A L 72-80  
 12/29/95 N W 66-56

**AVERETT**  
 Overall: Wake Forest leads 1-0  
 2/10/75 A W 75-31

**BELMONT**  
 Overall: Series tied 1-1  
 Home: Series tied 1-1  
 12/3/13 H W 69-49  
 12/6/15 H L 78-64

**BETHUNE-COOKMAN**  
 Overall: Wake Forest leads 1-0  
 3/16/17 H W 71-42

**BOSTON COLLEGE**  
 Overall: Wake Forest leads 12-4  
 Home: Wake Forest leads 5-2  
 Road: Wake Forest leads 6-2  
 Neutral: Wake Forest leads 1-0  
 2/2/06 A L 63-77  
 2/18/07 H L 42-56  
 1/20/08 A L 58-66  
 1/15/09 H W 52-48  
 2/14/10 A W 60-56  
 1/31/11 H W 82-64  
 1/8/12 H W 72-58  
 2/5/12 A W 73-60  
 1/20/13 A W 92-87 (2OT)  
 2/10/13 H W 61-59  
 1/26/14 A W 56-50  
 2/12/15 H L 74-75  
 3/4/15 N W 69-53  
 1/24/16 A W 65-59  
 1/26/17 H W 71-55  
 2/1/18 A W 67-59

**BRADLEY**  
 Overall: Wake Forest leads 2-0  
 Home: Wake Forest leads 1-0  
 Road: Wake Forest leads 1-0  
 12/7/91 H W 79-71  
 12/30/92 A W 56-44

**BUCKNELL**  
 Overall: Wake Forest leads 2-0  
 Home: Wake Forest leads 1-0  
 Road: N/A  
 Neutral: Wake Forest leads 1-0  
 1/11/84 N W 71-61  
 1/2/91 H W 114-63

**BUTLER**  
 Overall: Wake Forest leads 2-0  
 Home: N/A  
 Road: N/A  
 Neutral: Wake Forest leads 2-0  
 12/3/92 N W 74-65  
 11/26/10 N W 86-81 (OT)

**CALIFORNIA**  
 Overall: Wake Forest leads 2-1  
 Home: Wake Forest leads 1-0  
 Road: N/A  
 Neutral: Series tied 1-1  
 11/23/96 N W 61-58  
 12/28/99 H W 57-48  
 11/29/13 N L 61-84

**CAMPBELL**  
 Overall: Series tied 5-5  
 Home: Wake Forest leads 4-3  
 Road: Campbell leads 2-0  
 Neutral: Wake Forest leads 1-0  
 3/3/73 N W 78-50  
 2/18/77 H L 50-66  
 2/17/78 H L 57-79  
 1/19/79 H L 74-79  
 1/25/80 A L 72-84  
 1/17/87 H W 85-62  
 12/3/96 H W 76-74  
 12/20/97 A L 62-67  
 12/29/12 H W 84-68  
 11/13/13 H W 73-65

**CANISUUS**  
 Overall: Wake Forest leads 4-0  
 Home: Wake Forest leads 2-0  
 Road: Wake Forest leads 1-0  
 Neutral: Wake Forest leads 1-0  
 2/16/87 H W 95-52  
 11/24/91 N W 75-66  
 12/21/94 H W 99-60  
 11/30/96 A W 74-71

**CATAWBA**  
 Overall: Wake Forest leads 6-2  
 Home: Wake Forest leads 4-1  
 Road: Wake Forest leads 2-1  
 2/19/73 H W 49-38  
 1/9/74 A W 59-47  
 n/a A L 49-51  
 n/a H W 68-48  
 1/11/78 H W 63-47  
 2/4/80 H W 90-61  
 2/14/78 H L 44-53  
 12/11/80 A W 90-72

**CENTRAL FLORIDA**  
 Overall: Series tied 2-2  
 Home: N/A  
 Road: Series tied 1-1  
 Neutral: Series tied 1-1  
 1/8/81 N L 68-76  
 1/4/86 A L 85-97  
 11/26/94 N W 92-74  
 12/19/08 A W 82-75 (OT)

**CENTRAL MICHIGAN**  
 Overall: Central Michigan leads 1-0  
 11/30/90 N L 69-66

**CHARLESTON SOUTHERN**  
 Overall: Wake Forest leads 2-0  
 Home: Wake Forest leads 2-0  
 Road: N/A  
 12/2/06 H W 69-56  
 12/01/12 H W 77-57

**CHARLOTTE**  
 Overall: Wake Forest leads 11-4  
 Home: Wake Forest leads 6-3  
 Road: Wake Forest leads 4-1  
 Neutral: Wake Forest leads 1-0  
 12/3/76 H W 82-40  
 12/12/81 H L 65-68  
 12/7/82 A W 80-66  
 2/15/83 H L 64-74  
 2/7/85 H W 58-53  
 1/3/89 H W 64-48  
 12/3/92 H L 62-64  
 12/19/93 A L 87-90 (3OT)  
 3/18/05 H W 100-75  
 11/15/07 H W 56-52  
 11/26/08 A W 75-67  
 3/15/12 A W 72-61

11/28/14 N W 65-58  
 3/17/16 A W 72-69  
 12/18/17 H W 71-69

**CHEYNEY**  
 Overall: Wake Forest leads 2-0  
 Home: Wake Forest leads 2-0  
 Road: N/A  
 11/27/85 H W 107-45  
 1/9/88 H W 96-51

**CHICAGO STATE**  
 Overall: Wake Forest leads 1-0  
 12/4/87 H W 73-41

**CLEMSON**  
 Overall: Clemson leads 49-23  
 Home: Clemson leads 24-11  
 Road: Clemson leads 25-11  
 Neutral: Wake Forest leads 1-0

12/5/77 H L 52-108  
 11/17/79 A L 59-111  
 12/1/80 H L 58-104  
 1/28/81 A L 75-93  
 2/12/81 A L 58-90  
 1/4/82 H L 62-89  
 2/24/83 A L 71-103  
 1/28/84 A L 58-100  
 2/18/84 H L 75-79  
 1/30/85 A L 68-76  
 2/15/85 H L 63-71  
 1/25/86 A W 88-73  
 2/17/86 H L 67-92  
 1/10/87 H W 90-54  
 2/21/87 A L 82-95  
 1/16/88 A W 70-64  
 2/25/88 H W 83-78  
 1/14/89 A W 82-76  
 2/15/89 H L 61-72  
 1/13/90 A L 59-69  
 2/10/90 H L 59-63  
 1/21/91 H L 63-69  
 2/9/91 A W 59-58  
 1/25/92 A L 62-80  
 2/10/92 H L 56-73  
 1/18/93 H L 51-71  
 2/10/93 A L 58-68  
 1/13/94 A L 54-72  
 2/9/94 H L 48-65  
 1/19/95 H L 59-67  
 2/18/95 A L 57-72  
 1/17/96 A L 68-85  
 2/17/96 H L 58-59  
 1/2/97 H W 69-60  
 1/17/97 A L 57-60  
 1/15/98 H L 60-61  
 2/15/98 A L 41-64  
 1/17/99 A L 38-78  
 2/18/99 H L 38-66  
 1/24/00 A L 55-66  
 2/24/00 H L 59-63  
 1/11/01 A L 67-45  
 2/11/01 H L 55-72  
 1/17/02 H W 58-46  
 2/17/02 A L 46-65  
 1/26/03 A L 45-61  
 2/27/03 H W 66-55  
 1/21/04 A L 68-71  
 2/22/04 H L 55-72  
 1/23/05 H W 86-71  
 2/21/05 A W 68-60  
 1/15/06 A L 68-75

# GAME-BY-GAME VS. OPPONENT

2/12/06	H	W	82-70
1/5/07	H	L	57-73
2/15/07	A	L	53-76
1/14/08	H	L	73-85
1/20/08	A	L	58-66
1/18/09	H	L	60-64
2/8/09	A	W	71-66
1/24/10	H	W	63-43
2/28/10	A	L	62-67
1/23/11	H	L	73-77 (OT)
2/24/11	A	W	86-64
1/22/12	H	W	94-65
2/19/12	A	W	63-51
1/17/13	H	L	64-74
1/20/14	A	W	68-61
1/29/15	H	W	64-62
2/11/16	A	W	55-45
3/2/16	N	W	73-58
1/12/17	H	W	68-56
2/22/18	A	W	61-55

## COASTAL CAROLINA

Overall: Wake Forest leads 5-1  
Home: Wake Forest leads 2-0  
Road: Wake Forest leads 2-1  
Neutral: Wake Forest leads 1-0

11/26/82	A	W	67-59
12/1/86	H	W	101-34
12/4/89	A	W	91-54
1/9/00	A	L	60-72
1/22/01	H	W	77-59
12/18/15	N	W	81-52

## COLLEGE OF CHARLESTON

Overall: Wake Forest leads 5-0  
Home: Wake Forest leads 3-0  
Road: Wake Forest leads 2-0

12/19/90	H	W	81-59
12/18/92	H	W	82-71
12/16/93	A	W	83-59
12/18/07	H	W	70-39
12/21/17	A	W	77-40

## COLORADO STATE

Overall: Colorado St. leads 1-0

12/20/98	N	L	69-84
----------	---	---	-------

## CONNECTICUT

Overall: Connecticut leads 3-0  
Home: Connecticut leads 1-0  
Road: Connecticut leads 1-0  
Neutral: Connecticut leads 1-0

12/22/00	A	L	52-107
11/26/01	H	L	38-88
11/22/12	N	L	34-95

## COPPIN STATE

Overall: Wake Forest leads 8-0  
Home: Wake Forest leads 8-0  
Road: N/A

12/2/88	H	W	113-64
12/2/00	H	W	77-57
12/17/05	H	W	80-51
12/6/08	H	W	74-53
11/23/09	H	W	62-40
11/18/11	H	W	80-58
11/11/12	H	W	82-75
11/23/14	H	W	65-54

## DARTMOUTH

Overall: Wake Forest leads 1-0

11/23/85	A	W	70-61
----------	---	---	-------

## DAVIDSON

Overall: Wake Forest leads 8-3  
Home: Wake Forest leads 6-1  
Road: Series tied 2-2

1/22/75	A	L	62-70
2/18/76	H	W	60-49
1/20/77	A	L	50-75
1/31/78	H	W	75-57
11/17/98	H	L	75-82
11/23/99	A	W	64-54
11/30/04	H	W	58-55
11/26/05	A	W	87-84 (OT)
12/31/11	H	W	68-66
11/19/13	H	W	69-66
11/17/15	H	W	77-58

## DELAWARE

Overall: Delaware leads 2-1  
Home: Series tied 1-1  
Road: Delaware leads 1-0

12/9/89	H	W	63-62
12/11/11	H	L	57-73
11/15/13	A	L	61-71

## DELAWARE STATE

Overall: Wake Forest leads 1-0

1/2/87	H	W	122-71
--------	---	---	--------

## DREXEL

Overall: Wake Forest leads 1-0

11/28/86	N	W	94-66
----------	---	---	-------

## DUKE

Overall: Duke leads 66-19  
Home: Duke leads 27-10  
Road: Duke leads 30-7  
Neutral: Duke leads 9-2

1/21/75	H	W	59-34
1/30/75	A	W	55-50
1/19/77	H	W	57-52
12/8/77	A	W	55-54
11/30/78	H	L	52-65
1/29/79	A	L	66-77
11/24/79	N	L	70-80
1/16/80	A	L	68-71
12/8/80	A	L	75-98
1/14/81	H	L	61-76
12/1/81	H	W	67-60
1/12/82	A	L	52-75
2/2/83	H	L	58-76
1/20/84	A	L	57-66
2/1/84	H	W	73-58
12/5/84	H	W	64-53
1/19/85	A	W	59-55
12/4/85	A	L	67-77
2/15/86	H	L	59-76
3/1/86	N	W	72-71
1/14/87	A	W	73-72
1/31/87	H	L	63-84
1/12/88	H	W	58-57
2/16/88	A	W	62-59
1/24/89	A	W	72-69
2/27/89	H	W	79-74
1/24/90	H	W	72-63
2/3/90	A	L	61-66
1/18/91	A	L	52-65
2/16/91	H	W	68-51
1/18/92	H	L	59-73
2/26/92	A	L	61-69
3/6/92	N	L	52-61
1/25/93	A	W	64-60
2/19/93	H	L	59-71
3/5/93	N	W	70-69

1/2/94	H	L	50-56
2/1/94	A	L	51-60
1/16/95	A	L	58-76
2/16/95	H	L	66-78
1/14/96	H	L	64-74
2/8/96	A	L	66-85
3/1/96	N	L	61-67
1/9/97	A	L	70-82
2/6/97	H	L	58-81
1/2/98	H	L	60-73
2/2/98	A	L	55-79
1/11/99	H	L	59-74
2/11/99	A	L	48-86
1/13/00	A	L	48-82
2/14/00	H	L	38-69
1/2/01	A	L	56-81
2/1/01	H	L	58-66
3/2/01	N	L	68-75 (OT)
1/6/02	A	L	46-91
2/7/02	H	L	60-81
1/16/03	A	L	61-71
2/17/03	H	L	41-83
3/7/03	N	L	59-64
12/5/03	H	L	55-88
2/12/04	A	L	55-80
3/6/04	N	L	59-77
1/19/05	H	L	86-99
3/5/05	N	L	50-107
1/2/06	A	L	54-100
2/11/07	H	L	45-77
2/10/08	A	L	36-71
2/25/09	H	L	50-83
1/10/10	A	L	51-65
2/11/11	H	L	39-82
3/4/11	N	L	50-79
1/6/12	H	L	58-76
2/2/12	A	L	43-75
1/13/13	H	L	44-73
2/17/13	A	L	70-81
2/27/14	A	L	56-71
1/4/15	A	L	63-70
2/5/15	H	L	53-70
3/6/15	N	L	68-77
1/7/16	A	L	68-95
2/14/16	H	W	64-58
1/29/17	A	L	71-43
2/16/17	H	L	79-53
1/11/18	H	L	67-80
2/7/18	A	L	51-59

## EAST CAROLINA

Overall: East Carolina leads 6-3  
Home: East Carolina leads 2-1  
Road: East Carolina leads 3-1  
Neutral: Series tied 1-1

3/1/75	N	W	83-73
12/5/78	A	L	48-102
2/23/81	A	L	63-102
1/25/82	H	L	52-87
12/15/96	H	W	45-35
12/2/97	A	L	66-73
11/28/98	N	L	70-78
12/21/03	H	L	64-68
12/12/04	A	W	70-47

## EAST TENNESSEE STATE

Overall: Wake Forest leads 6-2  
Home: Wake Forest leads 4-1  
Road: Wake Forest leads 2-1

1/3/81	H	L	71-80
2/7/82	A	L	56-75
1/22/87	A	W	93-88

2/20/88	H	W	94-64
12/1/92	A	W	76-51
1/7/93	H	W	71-58
12/28/08	H	W	72-66
11/15/15	H	W	69-52

## EASTERN ILLINOIS

Overall: Wake Forest leads 2-0  
Home: N/A  
Road: N/A  
Neutral: Wake Forest leads 2-0

12/5/86	N	W	98-72
12/10/88	N	W	79-66

## EASTERN KENTUCKY

Overall: Wake Forest leads 1-0

12/31/83	N	W	69-48
----------	---	---	-------

## EASTERN MICHIGAN

Overall: Wake Forest leads 1-0

11/20/16	H	W	89-61
----------	---	---	-------

## ELON

Overall: Elon leads 14-4  
Home: Elon leads 5-3  
Road: Elon leads 8-1  
Neutral: Elon leads 1-0

1/25/72	H	W	30-28
2/24/72	A	L	36-47
1/23/73	A	L	47-52
2/13/73	H	L	36-60
1/15/74	A	L	55-67
1/25/74	H	L	44-78
2/4/75	H	L	48-68
2/13/75	A	L	78-84
2/28/75	N	L	55-74
1/28/76	H	L	65-78
2/19/76	A	L	79-92
2/8/77	H	W	82-75
2/14/77	A	L	73-77
2/6/78	A	L	73-74
11/29/79	A	L	46-77
2/12/80	H	L	87-100 (OT)
11/26/16	A	W	78-68
12/2/17	H	W	53-51

## FAIRFIELD

Overall: Fairfield leads 1-0

11/19/99	H	L	56-63
----------	---	---	-------

## FAIRLEIGH DICKINSON

Overall: Wake Forest leads 1-0

11/27/98	N	W	79-45
----------	---	---	-------

## FLORIDA

Overall: Florida leads 1-0

1/3/83	A	L	61-68
--------	---	---	-------

## FLORIDA A&M

Overall: Wake Forest leads 4-0  
Home: Wake Forest leads 4-0  
Road: N/A

12/15/03	H	W	87-57
11/24/06	H	W	71-62
12/4/12	H	W	80-60
12/28/13	H	W	79-63

## FLORIDA ATLANTIC

Overall: Wake Forest leads 1-0

1/2/95	A	W	81-70
--------	---	---	-------

## FLORIDA GULF COAST

Overall: Florida Gulf Coast leads 1-0

3/21/16	A	L	48-67
---------	---	---	-------

# GAME-BY-GAME VS. OPPONENT

## FLORIDA INTERNATIONAL

Overall: Series tied 2-2  
 Home: Florida International leads 1-0  
 Road: Wake Forest leads 2-1  
 12/31/94 A L 60-73  
 11/29/95 H L 78-82  
 12/29/13 A W 86-79  
 12/29/15 A W 57-53

## FLORIDA STATE

Overall: Florida St. leads 27-17  
 Home: Florida State leads 11-10  
 Road: Florida St. leads 14-5  
 Neutral: Series tied 2-2

1/5/92 H L 83-86  
 2/17/92 A W 67-64  
 1/16/93 H W 57-54  
 2/14/93 A L 73-77  
 1/22/94 A L 60-66  
 2/18/94 H W 82-79 (OT)  
 3/4/94 N W 72-57  
 1/21/95 H L 61-68  
 2/23/95 A W 66-61  
 1/20/96 A W 88-71  
 2/22/96 H W 54-52  
 1/5/97 H W 79-68  
 2/23/97 A W 63-59  
 2/27/97 N W 70-59  
 1/8/98 A L 63-64  
 2/8/98 H L 56-63  
 1/14/99 A L 57-80  
 2/15/99 H W 80-68  
 1/3/00 H W 64-59  
 2/3/00 A L 47-76  
 1/14/01 H W 79-69  
 2/15/01 A L 61-73  
 1/10/02 H W 77-73  
 2/9/02 A L 56-63  
 1/2/03 H L 61-63  
 2/2/03 A L 60-62 (30T)  
 1/15/04 H L 73-81  
 2/16/04 A L 54-67  
 2/13/05 H L 69-71  
 2/23/06 A L 57-70  
 2/25/07 H L 57-74  
 3/1/07 N L 53-70  
 1/17/08 A L 54-80  
 3/6/08 N L 52-57  
 3/1/09 H L 47-58  
 2/7/10 A L 38-83  
 2/17/11 H L 79-82  
 2/9/12 H W 65-55  
 1/10/13 A W 80-72  
 2/2/14 H W 78-54  
 1/25/15 A L 80-110  
 1/28/16 H L 55-96  
 2/9/17 A L 60-102  
 1/18/18 H L 76-79 (OT)

## FORDHAM

Overall: Wake Forest leads 1-0  
 1/2/86 N W 87-67

## FURMAN

Overall: Wake Forest leads 7-3  
 Home: Wake Forest leads 6-1  
 Road: Series tied 1-1  
 Unknown: Furman leads 1-0  
 1971-72 N/A L 31-37  
 1/26/73 H W 55-33  
 2/13/82 A W 65-54  
 12/11/82 H W 67-60  
 11/24/84 H W 92-49

1/3/91 H W 93-86  
 12/17/98 H L 59-72  
 12/17/99 A L 51-68  
 12/22/10 H W 84-35  
 11/23/16 H W 59-52

## GARDNER-WEBB

Overall: Wake Forest leads 1-0  
 11/19/80 H W 77-61

## GEORGETOWN

Overall: Georgetown leads 3-1  
 Home: Georgetown leads 2-0  
 Road: Georgetown leads 1-0  
 Neutral: Wake Forest leads 1-0

12/30/95 N W 71-65  
 3/22/09 H L 61-72  
 12/5/09 A L 56-73  
 12/4/10 H L 49-64

## GEORGE MASON

Overall: Wake Forest leads 1-0  
 11/25/88 N W 90-56

## GEORGE WASHINGTON

Overall: Series tied 1-1  
 2/2/79 H L 54-69  
 11/21/81 N W 74-71

## GEORGIA SOUTHERN

Overall: Georgia Southern leads 1-0  
 1/8/82 N L 71-92

## GEORGIA STATE

Overall: Georgia St. leads 1-0  
 2/9/81 A L 47-84

## GEORGIA TECH

Overall: Georgia Tech leads 43-25  
 Home: Wake Forest leads 17-14  
 Road: Georgia Tech leads 25-6  
 Neutral: Georgia Tech leads 4-2

11/25/79 N L 67-94  
 2/2/80 H W 80-71  
 2/10/81 A L 62-78  
 1/31/82 H L 53-64  
 2/23/83 A L 72-93  
 2/4/84 H W 79-70  
 2/25/84 A L 74-77  
 1/5/85 H W 54-49  
 2/9/85 A W 77-55  
 2/1/86 A W 73-60  
 2/9/86 H W 75-62  
 1/12/87 H L 82-95  
 2/14/87 A L 70-72  
 1/23/88 A W 71-66  
 2/7/88 H W 87-79  
 1/8/89 H W 85-57  
 2/11/89 A L 82-88  
 1/6/90 A W 70-52  
 2/18/90 H W 73-59  
 1/6/91 H W 85-72  
 2/7/91 A L 67-74  
 1/8/92 A L 56-74  
 2/21/92 H L 66-83  
 1/10/93 H W 85-70  
 2/21/93 A L 72-85  
 1/9/94 A L 60-70  
 2/20/94 H W 70-69  
 1/12/95 A L 77-83  
 2/11/95 H W 66-61  
 1/10/96 H W 81-67  
 2/11/96 A L 65-75  
 1/19/97 H L 65-80  
 2/16/97 A L 67-83

1/11/98 H L 60-80  
 2/13/98 A L 53-58  
 2/26/98 N L 67-78  
 1/4/99 H W 77-72  
 2/3/99 A L 58-74  
 1/6/00 H L 62-73  
 2/6/00 A L 54-60  
 1/25/01 H W 79-71  
 2/25/01 A L 63-79  
 1/4/02 H L 56-65  
 2/3/02 A W 64-61  
 1/31/03 H L 70-74  
 3/3/03 A L 60-77  
 1/29/04 A W 57-55 (OT)  
 2/29/04 H W 63-61  
 3/5/04 N W 61-59  
 2/6/05 H L 37-40  
 1/22/06 A L 61-66  
 1/28/07 H L 45-58  
 1/10/08 A L 47-57  
 2/3/09 H W 68-60  
 1/14/10 A L 66-72  
 3/5/10 N L 45-52  
 1/17/11 H L 46-54  
 1/12/12 A L 67-71  
 2/16/12 H L 52-67  
 1/31/13 A L 82-89 (OT)  
 2/21/13 H L 64-82  
 3/7/13 N W 86-67  
 1/16/14 A L 63-79  
 2/28/15 H L 60-67  
 2/28/16 A L 51-66  
 3/3/16 N L 65-67  
 1/22/17 H W 70-65 (OT)  
 1/21/18 A L 67-79

## GUILFORD

Overall: Wake Forest leads 7-0  
 Home: Wake Forest leads 1-0  
 Road: Wake Forest leads 2-0  
 Unknown: Wake Forest leads 4-0

1971-72 N/A W 55-21  
 1971-72 N/A W 64-30  
 1/29/73 N/A W 82-30  
 2/28/73 N/A W 62-45  
 1/21/80 H W 89-73  
 2/15/80 A W 93-65  
 11/24/81 A W 89-57

## HAMPTON

Overall: Wake Forest leads 3-1  
 Home: Wake Forest leads 2-0  
 Road: Wake Forest leads 1-0  
 Neutral: Hampton leads 1-0

11/24/03 H W 64-43  
 11/19/04 A W 82-75 (OT)  
 1/6/11 H W 62-49  
 12/28/15 N L 42-47

## HARTFORD

Overall: Wake Forest leads 1-0  
 1/2/89 H W 94-52

## HARVARD

Overall: Series tied 1-1  
 Home: N/A  
 Road: N/A  
 Neutral: Series tied 1-1  
 12/20/80 N L 64-70  
 12/21/92 N W 69-66

## HAWAII

Overall: Hawaii leads 1-0  
 12/18/04 A L 64-68 (OT)

## HIGH POINT

Overall: High Point leads 10-9  
 Home: Wake Forest leads 5-2  
 Road: Series tied 3-3  
 Unknown: High Point leads 5-1

1971-72 N/A L 46-45  
 1971-72 N/A L 44-52  
 1/17/73 N/A W 47-41  
 2/19/75 H W 78-64  
 1975-76 A L 55-102  
 2/27/76 H L 59-78  
 1976-77 N/A L 47-97  
 1976-77 N/A L 37-78  
 2/25/77 N/A L 58-121  
 12/3/77 A L 53-75  
 12/31/79 A L 61-97  
 1/31/80 H L 48-100  
 1/22/81 A W 77-75  
 12/15/99 H W 74-43  
 11/27/00 A W 60-52  
 12/16/01 A W 74-51  
 12/2/02 H W 82-32  
 11/17/06 H W 62-48  
 11/25/09 H W 76-52

## HOFSTRA

Overall: Wake Forest leads 3-1  
 Home: Wake Forest leads 2-0  
 Road: Wake Forest leads 1-0  
 Neutral: Hofstra leads 1-0

12/30/87 A W 63-60  
 1/4/89 H W 76-75  
 1/2/90 H W 104-51  
 11/26/17 N L 66-69

## HOLY CROSS

Overall: Wake Forest leads 1-0  
 12/28/03 N W 85-56

## HOUSTON

Overall: Wake Forest leads 1-0  
 12/17/04 N W 65-57

## HOWARD

Overall: Series tied 1-1  
 Home: Howard leads 1-0  
 Road: N/A  
 Neutral: Wake Forest leads 1-0  
 11/23/90 N W 82-66  
 12/18/11 H L 59-63 (OT)

## ILLINOIS

Overall: Illinois leads 2-1  
 Home: Illinois leads 1-0  
 Road: Series tied 1-1

12/2/09 H L 50-65  
 11/29/12 A L 82-95  
 11/30/16 A W 79-70

## INDIANA

Overall: Series tied 1-1  
 Home: N/A  
 Road: N/A  
 Neutral: Series tied 1-1  
 11/10/06 N L 53-75  
 11/22/07 N W 55-53

## IOWA

Overall: Iowa leads 1-0  
 12/11/88 A L 62-78

## IOWA STATE

Overall: Wake Forest leads 1-0  
 12/28/90 N W 89-74

# GAME-BY-GAME VS. OPPONENT

## IUPUI

Overall: Wake Forest leads 2-0  
 12/5/02 H W 73-60  
 11/28/10 N W 63-33

## JACKSONVILLE

Overall: Wake Forest leads 3-1  
 Home: Wake Forest leads 3-0  
 Road: Jacksonville leads 1-0

11/13/09 H W 64-47  
 12/17/10 A L 66-72  
 11/25/11 H W 83-54  
 12/14/15 H W 57-51

## JAMES MADISON

Overall: James Madison leads 6-4  
 Home: Series tied 2-2  
 Road: James Madison leads 4-2

2/19/83 H W 70-60  
 1/12/85 A W 65-60  
 12/7/85 A L 58-60  
 2/4/87 H L 61-68  
 12/20/96 H W 63-51  
 12/17/97 A W 76-71  
 12/21/06 H L 47-57  
 11/18/07 A L 53-64  
 3/18/12 A L 76-84 (OT)  
 12/31/16 A L 76-83

## KANSAS

Overall: Kansas leads 2-1  
 Home: Kansas leads 1-0  
 Road: Kansas leads 1-0  
 Neutral: Wake Forest leads 1-0

12/30/88 N W 105-100 (OT)  
 11/20/11 H L 73-74  
 11/18/12 A L 58-64

## KENTUCKY

Overall: Series tied 1-1  
 Home: Wake Forest leads 1-1  
 Road: Kentucky leads 1-1

12/30/04 A L 61-66  
 12/31/05 H W 82-77

## LA SALLE

Overall: Wake Forest leads 2-0  
 Home: Wake Forest leads 1-0  
 Road: N/A

Neutral: Wake Forest leads 1-0  
 11/22/02 N W 87-71  
 11/25/15 H W 61-53

## LENOIR-RHYNE

Overall: Lenoir-Rhyne leads 3-0  
 Home: Lenoir-Rhyne leads 1-0  
 Road: Lenoir-Rhyne leads 2-0

1/9/78 A L 61-66  
 2/14/79 H L 57-80  
 1/28/80 A L 50-81

## LIBERTY

Overall: Wake Forest leads 3-1  
 Home: Wake Forest leads 2-0  
 Road: Series tied 1-1

11/30/82 H W 88-70  
 11/22/83 A W 56-46  
 12/30/99 A L 40-64  
 12/5/00 H W 54-50

## LIMESTONE

Overall: Wake Forest leads 1-0  
 12/8/84 A W 70-53

## LIPSCOMB

Overall: Wake Forest leads 1-0  
 12/19/05 H W 101-38

## LONGWOOD

Overall: Wake Forest leads 2-0  
 Home: Wake Forest leads 2-0  
 Road: N/A

12/30/07 H W 57-26  
 11/15/14 H W 64-60

## LSU

Overall: LSU leads 2-1  
 Home: Wake Forest leads 2-0  
 Road: LSU leads 2-0

12/22/99 A L 52-63  
 11/13/15 H W 60-57  
 11/13/16 A L 57-60

## LOUISVILLE

Overall: Louisville leads 4-0  
 Home: Louisville leads 2-0  
 Road: Louisville leads 2-0

1/11/15 H L 68-79  
 1/31/16 A L 58-74  
 2/26/17 H L 46-75  
 1/28/18 A L 52-89

## LOYOLA

Overall: Wake Forest leads 2-0  
 Home: Wake Forest leads 1-0  
 Road: Wake Forest leads 1-0

11/21/03 A W 66-51  
 12/21/04 H W 76-50

## LYNCHBURG

Overall: Wake Forest leads 1-0  
 2/22/82 A W 64-45

## MAINE

Overall: Series tied 1-1  
 Home: N/A

Road: Main leads 1-0  
 Neutral: Wake Forest leads 1-0  
 11/25/89 A L 56-74  
 12/29/96 N W 69-62

## MANHATTAN

Overall: Manhattan leads 1-0  
 12/22/80 A L 77-78

## MARIST

Overall: Marist leads 1-0  
 11/24/12 N L 66-81

## MARQUETTE

Overall: Wake Forest leads 2-1  
 Home: Wake Forest leads 1-0  
 Road: Series tied 1-1

1/6/86 A W 92-45  
 11/9/13 A L 71-90  
 11/21/14 H W 89-77

## MARS HILL

Overall: Series tied 5-5  
 Home: Mars Hill leads 3-1  
 Road: Mars Hill leads 2-1  
 Neutral: Wake Forest leads 3-0

3/3/73 N W 65-49  
 1/18/74 A W 54-47  
 2/27/74 N W 75-74  
 1/25/75 H W 69-58  
 1975-76 A L 60-85  
 1976-77 H L 62-72  
 1/21/78 A L 52-73  
 1/13/79 H L 70-99  
 1/12/80 H L 63-87  
 11/26/83 N W 87-71

## MARSHALL

Overall: Marshall leads 2-1  
 Home: Wake Forest leads 1-0  
 Road: Marshall leads 1-0  
 Neutral: Marshall leads 1-0

11/20/81 N L 58-68  
 11/26/02 H W 67-56  
 12/2/03 A L 49-60

## MARYLAND

Overall: Maryland leads 57-12  
 Home: Maryland leads 26-3  
 Road: Maryland leads 24-8  
 Neutral: Maryland leads 7-1

2/10/77 A L 46-90  
 2/3/78 A L 54-91  
 1/27/79 H L 60-96  
 1/23/80 A L 53-117  
 2/8/80 H L 49-100  
 1/19/81 H L 60-91  
 2/3/82 A L 55-75  
 2/6/83 H L 56-78  
 12/3/83 H L 49-76  
 2/13/84 A L 53-79  
 3/2/84 N L 50-68  
 1/16/85 A L 65-76  
 2/3/85 H L 57-74  
 1/11/86 A L 51-72  
 2/4/86 H W 60-55  
 1/19/87 H L 77-78  
 2/10/87 A L 59-82  
 1/30/88 A L 80-88  
 2/27/88 H L 64-80  
 3/6/88 N L 57-71  
 1/16/89 H L 68-84  
 2/25/89 A L 70-86  
 1/20/90 A W 63-52  
 2/16/90 H L 84-85(OT)  
 3/3/90 N L 68-87  
 1/8/91 H L 68-83  
 2/23/91 A L 60-74  
 1/11/92 H L 47-73  
 2/29/92 A L 47-66  
 2/2/93 H L 65-67  
 2/27/93 A W 80-65  
 2/1/94 H L 67-84  
 2/26/94 A W 69-64  
 2/1/95 H W 73-63  
 2/13/95 A W 69-61(OT)  
 1/31/96 A W 72-57  
 2/13/96 H L 49-60  
 1/26/97 H L 60-69  
 2/12/97 A L 49-74  
 1/4/98 A L 59-61  
 2/4/98 H L 52-56(OT)  
 12/13/98 A W 65-47  
 2/6/99 H L 66-68  
 2/26/99 N W 83-66  
 1/19/00 H L 61-73  
 2/20/00 A W 57-54  
 1/18/01 A L 61-71  
 2/19/01 H L 53-69  
 1/24/02 A L 46-57  
 2/24/02 H W 65-47  
 3/1/02 N L 66-72  
 1/12/03 H L 73-75  
 2/13/03 A W 79-75  
 1/9/04 H L 58-75  
 2/9/04 A L 59-73  
 2/10/05 A L 67-77  
 1/29/06 H L 70-79 (OT)

1/21/07 A L 60-83  
 1/3/08 H L 49-83  
 1/8/09 A L 65-92  
 3/6/09 N L 70-72  
 2/11/10 H L 65-70  
 1/28/11 A L 44-75  
 1/19/12 A L 58-86  
 3/3/12 N L 58-73  
 2/8/13 H L 63-73  
 3/3/13 A L 61-88  
 3/8/13 N L 81-92 (OT)  
 1/9/14 A L 49-76

## MARYLAND-EASTERN SHORE

Overall: Wake Forest leads 4-0  
 Home: Wake Forest leads 4-0  
 Road: N/A

1/5/87 H W 73-61  
 12/20/10 H W 60-51  
 12/29/11 H W 77-45  
 12/9/17 H W 92-50

## MASSACHUSETTS

Overall: Wake Forest leads 1-0  
 12/3/94 N W 67-55

## MEMPHIS STATE

Overall: Memphis St. leads 1-0  
 3/6/75 N L 75-95

## MERCER

Overall: Wake Forest leads 3-1  
 Home: Wake Forest leads 2-1  
 Road: N/A

Neutral: Wake Forest leads 1-0  
 1/23/79 H L 47-86  
 12/18/87 N W 97-40  
 11/18/05 H W 85-56  
 11/23/11 H W 90-44

## MEREDITH

Overall: Wake Forest leads 1-0  
 2/10/72 N W 56-52

## MIAMI (FL.)

Overall: Miami leads 11-9  
 Home: Miami leads 4-3  
 Road: Miami leads 5-3  
 Neutral: Wake Forest leads 3-2

1/10/83 N L 65-81  
 11/27/93 N W 74-65  
 1/13/05 A W 78-63  
 2/5/06 H L 71-79  
 2/8/07 A L 51-77  
 2/24/08 H W 50-45  
 2/1/09 A W 78-69  
 1/17/10 H W 67-64  
 3/4/10 N W 66-65 (OT)  
 2/21/11 A L 46-74  
 1/26/12 A L 39-64  
 3/2/12 N W 81-74  
 1/24/13 H L 78-79  
 1/4/14 H L 53-84  
 2/23/14 A L 64-72  
 2/26/15 H W 60-59  
 1/14/16 A L 71-60  
 2/2/17 H L 79-56  
 1/7/18 A W 61-50  
 3/1/18 N L 60-68

# GAME-BY-GAME VS. OPPONENT

## MIAMI (OHIO)

Overall: Wake Forest leads 3-0  
 Home: Wake Forest leads 1-0  
 Road: Wake Forest leads 1-0  
 Neutral: Wake Forest leads 1-0  
 12/3/05 N W 69-61  
 11/29/08 H W 81-59  
 11/21/10 A W 78-62

## MICHIGAN

Overall: Michigan leads 2-0  
 Home: N/A  
 Road: Michigan leads 1-0  
 Neutral: Michigan leads 1-0  
 12/1/10 N L 58-91  
 12/3/14 A L 69-83

## MIDDLE TENNESSEE STATE

Overall: Middle Tennessee State leads 1-0  
 3/19/17 A L 66-73

## MINNESOTA

Overall: Series tied 1-1  
 Home: Wake Forest leads 1-0  
 Road: N/A  
 Neutral: Minnesota leads 1-0  
 12/1/11 H W 82-65  
 11/25/17 N L 81-93

## MISSISSIPPI

Overall: Wake Forest leads 1-0  
 12/21/08 N W 77-58

## MISSISSIPPI STATE

Overall: Wake Forest leads 2-0  
 Home: N/A  
 Road: N/A  
 Neutral: Mississippi State leads 2-0  
 12/18/92 N W 79-72  
 2/28/96 N W 67-51

## MISSOURI

Overall: Missouri leads 2-0  
 Home: Missouri leads 1-0  
 Road: Missouri leads 1-0  
 12/20/14 H L 64-79  
 11/22/15 A L 81-94

## MONMOUTH

Overall: Wake Forest leads 1-0  
 11/15/11 H W 88-54

## MONTANA

Overall: Wake Forest leads 1-0  
 11/29/14 H W 73-60

## MORGAN STATE

Overall: Wake Forest leads 4-0  
 Home: Wake Forest leads 4-0  
 Road: N/A  
 12/6/85 H W 96-57  
 1/19/89 H W 90-38  
 11/26/90 H W 90-29  
 1/11/06 H W 83-33

## MURRAY STATE

Overall: Series tied 1-1  
 Home: N/A  
 Road: N/A  
 Neutral: Series tied 1-1  
 3/8/75 N L 55-72  
 11/24/89 N W 72-65

## NAVY

Overall: Wake Forest leads 1-0  
 11/11/16 H W 75-65

## NEVADA

Overall: Series tied 1-1  
 Home: Wake Forest leads 1-0  
 Road: Nevada leads 1-0  
 12/31/12 H W 77-54  
 11/30/13 A L 87-95

## NEW ORLEANS

Overall: Wake Forest leads 2-1  
 Home: Wake Forest leads 1-0  
 Road: Wake Forest leads 1-0  
 Neutral: New Orleans leads 1-0  
 1/5/84 N L 54-70  
 12/19/99 A W 58-57  
 12/17/00 H W 64-52

## NICHOLLS STATE

Overall: Wake Forest leads 1-0  
 11/28/03 N W 79-47

## NORFOLK STATE

Overall: Wake Forest leads 1-0  
 2/20/02 H W 75-46

## NORTH CAROLINA

Overall: North Carolina leads 64-14  
 Home: North Carolina leads 25-9  
 Road: North Carolina leads 31-4  
 Neutral: North Carolina leads 8-1  
 2/14/74 H L 45-62  
 1/28/75 H L 51-63  
 2/12/76 A L 37-89  
 2/11/77 A L 54-92  
 1/26/78 H L 57-85  
 2/9/78 N L 52-79  
 1/31/79 A L 46-89  
 2/22/79 N L 72-96  
 1/14/80 H L 73-101  
 2/2/81 A L 59-67  
 3/2/81 A L 63-92  
 1/28/82 H L 63-96  
 2/18/82 A L 56-82  
 2/26/82 N L 65-90  
 1/2/5/83 A L 81-118  
 1/24/84 H L 71-77  
 2/22/84 A L 54-91  
 1/22/85 H L 73-79  
 2/19/85 A L 65-91  
 3/1/85 N L 64-76  
 1/18/86 A L 83-88  
 2/19/86 H L 73-82  
 3/2/86 N L 65-67  
 1/26/87 A L 59-102  
 2/7/87 H L 64-68  
 1/19/88 H W 56-51  
 2/2/88 A W 74-57  
 3/5/88 N W 61-53  
 2/4/89 H W 88-70  
 2/22/89 A W 67-66  
 1/9/90 H W 69-62  
 1/31/90 A L 75-87  
 1/12/91 A W 77-65  
 2/2/91 H W 66-62  
 2/1/92 H L 61-84  
 2/23/92 A L 61-90  
 1/12/93 A L 68-92  
 2/6/93 H L 69-77  
 1/6/94 A L 44-84  
 2/6/94 H L 62-70  
 1/9/95 A L 67-82  
 1/28/95 H L 42-85  
 3/3/95 N L 51-71  
 1/8/96 H L 72-84

1/29/96 A L 69-69  
 1/14/97 A L 55-62  
 2/2/97 H L 71-75  
 2/28/97 N L 60-86  
 12/4/97 H L 59-90  
 1/25/98 A L 53-78  
 1/2/99 H L 75-100  
 1/31/99 A L 66-88  
 1/16/00 H W 69-56  
 2/17/00 A L 69-75  
 1/4/01 H W 73-71  
 2/4/01 A L 60-72  
 12/5/01 A L 68-90  
 1/21/02 H W 65-64  
 1/9/03 A L 56-86  
 2/9/03 H L 57-67  
 1/2/04 A L 79-90  
 1/26/04 H W 69-67  
 1/27/05 A L 61-83  
 2/16/05 H L 69-78  
 1/27/06 H L 57-91  
 2/22/07 A L 47-96  
 1/31/08 H L 56-76  
 1/29/09 A L 66-77  
 2/18/10 H L 59-65(OT)  
 1/20/11 A L 56-71  
 1/29/12 H L 71-75  
 2/14/13 A L 56-76  
 1/23/14 H L 65-83  
 3/6/14 N L 65-69  
 2/19/15 A L 45-83  
 1/21/16 H W 75-63  
 1/19/17 A W 80-77  
 1/14/18 H L 76-79(OT)

## NC A&T

Overall: Wake Forest leads 7-4  
 Home: Wake Forest leads 7-2  
 Road: NC A&T leads 2-0  
 1/6/78 A L 38-52  
 2/1/78 H L 63-79  
 11/27/79 H W 62-55  
 1/7/80 A L 61-74  
 1/3/88 H W 74-53  
 12/20/88 H W 86-53  
 12/2/89 H W 74-38  
 2/19/03 H W 78-46  
 12/14/03 H W 87-29  
 12/2/04 H W 92-43  
 3/18/10 H L 49-73

## NORTH CAROLINA CENTRAL

Overall: Wake Forest leads 6-1  
 Home: Wake Forest leads 3-0  
 Road: N.C. Central leads 1-0  
 Neutral: Wake Forest leads 3-0  
 3/2/73 N W 53-42  
 2/11/77 N W 65-61  
 12/1/77 A L 60-69  
 11/27/83 N W 75-62  
 2/5/09 H W 63-48  
 2/22/10 H W 76-63  
 11/12/10 H W 111-47

## NC STATE

Overall: NC State leads 70-15  
 Home: NC State leads 31-9  
 Road: NC State leads 37-3  
 Neutral: Series tied 2-2  
 Unknown: Wake Forest leads 1-0  
 2/21/73 N/A W 65-50  
 1/16/75 A L 63-76  
 2/27/76 N W 76-71

1/26/77 A L 52-87  
 1/17/78 H L 48-102  
 1/11/79 A L 54-119  
 2/8/79 A L 43-100  
 1/10/80 H L 55-101  
 11/26/80 A L 49-85  
 12/10/81 A L 53-85  
 1/20/82 H L 57-91  
 2/12/83 A L 62-97  
 3/1/83 N L 66-104  
 1/10/84 H L 68-86  
 2/8/84 A L 45-89  
 1/8/85 H L 52-73  
 2/12/85 A L 60-85  
 1/29/86 H L 66-73  
 2/22/86 A L 64-77  
 1/28/87 A L 66-94  
 2/18/87 H W 69-59  
 1/27/88 H W 72-64  
 2/18/88 A L 61-62  
 1/11/89 H L 79-89  
 2/1/89 A L 81-82  
 1/17/90 H L 69-71  
 2/13/90 A L 66-89  
 1/15/91 A L 83-88  
 2/20/91 H L 67-89  
 3/2/91 N L 72-92  
 1/15/92 H L 64-85  
 2/12/92 A L 67-90  
 1/21/93 A L 72-75  
 2/24/93 H L 80-84  
 1/18/94 H L 73-76(OT)  
 2/24/94 A L 79-86  
 1/25/95 A L 73-93  
 2/26/95 H L 63-86  
 1/23/96 H W 76-72  
 2/25/96 A W 75-64  
 1/29/97 A L 58-88  
 2/20/97 H L 61-79  
 12/30/97 H L 46-75  
 1/30/98 A L 46-64  
 1/24/99 H L 60-85  
 2/20/99 A L 72-75  
 12/3/99 A L 54-74  
 1/31/00 H L 56-86  
 1/7/01 A L 35-75  
 2/8/01 H L 35-69  
 12/30/01 H L 47-61  
 1/31/02 A L 57-69  
 1/23/03 H L 57-70  
 2/23/03 A L 62-65  
 1/5/04 A W 70-66  
 2/5/04 H L 66-70  
 1/3/05 A L 55-81  
 2/24/05 H L 61-64  
 1/7/06 H W 64-65  
 2/9/06 A L 60-73  
 1/14/07 A L 57-80  
 2/1/07 H L 53-79  
 1/27/08 A L 38-63  
 2/27/08 H L 36-56  
 2/12/09 A L 51-59  
 2/17/09 H L 63-65(OT)  
 3/5/09 N W 59-54  
 1/22/10 A L 49-51  
 2/25/10 H W 66-50  
 1/10/11 A L 59-80  
 2/27/11 H W 100-94(OT)  
 1/16/12 H L 66-75

# GAME-BY-GAME VS. OPPONENT

2/12/12	A	W	70-57
1/6/13	H	W	69-56
2/3/13	A	L	55-64
1/12/14	H	L	54-62
2/6/14	A	L	69-74
1/18/15	H	L	70-78
2/8/15	H	L	55-71
1/3/16	A	L	47-64
2/7/16	H	W	63-58
1/8/17	H	L	50-65
2/19/17	A	W	89-77
1/25/18	H	L	68-82
2/18/18	A	L	61-74

## NORTH FLORIDA

Overall: Wake Forest leads 1-0  
12/14/09 H W 60-57

## NORTHWESTERN

Overall: Northwestern leads 2-1  
Home: N/A  
Road: Northwestern leads 2-1  
12/6/86 A L 54-79  
12/4/93 A L 73-89  
11/28/07 A W 60-45

## NOTRE DAME

Overall: Notre Dame leads 6-0  
Home: Notre Dame leads 3-0  
Road: Notre Dame leads 3-0  
11/27/10 A L 69-92  
2/20/14 H L 61-86  
2/1/15 A L 63-92  
2/18/16 H L 52-86  
1/5/17 A L 92-72  
1/31/17 H L 73-96

## OLD DOMINION

Overall: Series tied 2-2  
Home: Wake Forest leads 1-0  
Road: Old Dominion leads 2-1  
1/3/87 H W 78-77  
2/13/88 A L 76-88  
12/4/93 A W 82-63  
11/24/96 A L 41-82

## PEMBROKE STATE

Overall: Pembroke St. leads 1-0  
2/18/79 A L 92-76

## PENN STATE

Overall: Penn State leads 1-0  
11/30/17 A L 58-68

## PENNSYLVANIA

Overall: Wake Forest leads 1-0  
1/12/84 H W 70-62

## PFEIFFER

Overall: Pfeiffer leads 4-1  
Home: Pfeiffer leads 3-1  
Road: Pfeiffer leads 1-0  
1975-76 H W 67-65  
12/3/76 H L 50-56  
1/26/77 H L 57-85  
11/29/77 A L 47-88  
1/23/78 H L 69-87

## PITTSBURGH

Overall: Wake Forest leads 6-2  
Home: Series tied 1-1  
Road: Wake Forest leads 3-0  
Neutral: Wake Forest leads 2-1  
12/21/98 N L 46-53  
2/9/14 A W 74-70  
3/5/14 N W 72-58  
2/15/15 H L 41-65  
2/4/16 A W 60-49

2/5/17	H	W	57-48
1/4/18	A	W	58-49
2/28/18	N	W	72-38

## PORTLAND

Overall: Portland leads 1-0  
11/29/91 N L 70-82

## PRESBYTERIAN

Overall: Wake Forest leads 2-0  
12/15/08 H W 83-31  
11/29/09 H W 66-25

## PRINCETON

Overall: Wake Forest leads 6-3  
Home: Wake Forest leads 3-1  
Road: Wake Forest leads 2-1  
Neutral: Series tied 1-1  
12/19/80 A L 71-72  
12/5/81 N W 62-61  
12/18/82 H W 74-57  
12/19/94 H W 68-63  
1/2/96 A W 81-62  
12/19/04 A W 58-41  
11/26/04 H W 76-43  
12/31/11 H L 63-71  
11/27/14 N L 55-72

## PROVIDENCE

Overall: Wake Forest leads 3-0  
Home: Wake Forest leads 2-0  
Road: Wake Forest leads 1-0  
12/22/97 H W 65-52  
11/24/98 A W 80-73  
12/4/04 H W 78-44

## PURDUE

Overall: Purdue leads 3-1  
Home: N/A  
Road: Purdue leads 1-0  
Neutral: Purdue leads 2-1  
11/24/85 N W 77-76  
12/30/90 A L 58-78  
11/29/03 N L 57-76  
11/23/12 N L 53-67

## QUEENS (N.Y.)

Overall: Wake Forest leads 1-0  
12/4/81 N W forfeit

## QUINNIPIAC

Overall: Wake Forest leads 1-0  
12/19/00 A W 77-68 (OT)

## RADFORD

Overall: Wake Forest leads 7-4  
Home: Wake Forest leads 4-3  
Road: Wake Forest leads 2-1  
Unknown: Wake Forest leads 1-0  
1/25/74 N/A W 52-45  
12/7/78 A L 75-83  
2/28/83 H L 69-75  
2/21/85 A W 62-57  
2/6/86 H W 82-62  
11/21/01 H W 79-65  
12/21/02 A W 56-36  
12/16/07 H L 44-52  
12/7/11 H W 90-67  
11/22/13 H W 95-65  
12/10/16 H L 68-60

## RHODE ISLAND

Overall: Wake Forest leads 2-0  
Home: N/A  
Road: N/A  
Neutral: Wake Forest leads 2-0  
12/28/87 N W 92-62  
12/29/89 N W 77-46

## RICE

Overall: Wake Forest leads 2-0  
Home: Wake Forest leads 1-0  
Road: Wake Forest leads 1-0  
12/22/05 A W 69-67  
12/2/07 H W 79-46

## RICHMOND

Overall: Richmond leads 7-6  
Home: Richmond leads 4-2  
Road: Wake Forest leads 4-3  
12/4/82 H W 85-74  
12/10/83 A W 74-65  
12/6/92 A W 89-41  
1/25/94 H L 59-61  
11/28/99 H L 71-79  
11/30/00 A W 87-69  
12/28/05 A L 57-65  
12/30/06 H L 55-67  
1/6/09 A L 33-45  
1/4/10 H L 54-64  
12/14/14 A L 72-79  
12/20/15 H W 43-33  
11/15/17 A W 85-81

## ROANOKE

Overall: Series tied 1-1  
Home: N/A  
Road: Roanoke leads 1-0  
Unknown: Wake Forest leads 1-0  
2/5/74 N/A W 64-54  
2/17/75 A L 58-69

## RUTGERS

Overall: Series tied 1-1  
Home: Wake Forest leads 1-0  
Road: Rutgers leads 1-0  
11/17/16 H W 55-43  
11/19/17 A L 51-65

## ST. FRANCIS (IL)

Overall: Wake Forest leads 1-0  
1/3/84 N W 83-71

## ST. JOHN'S

Overall: Series tied 1-1  
Home: N/A  
Road: Wake Forest leads 1-0  
Neutral: St. John's leads 1-0  
12/29/90 A W 74-69  
12/2/05 N L 38-69

## ST. JOSEPH'S

Overall: St. Joseph's leads 1-0  
11/23/91 N L 44-65

## ST. MARY'S

Overall: Wake Forest leads 2-0  
Unknown: Wake Forest leads 2-0  
2/5/73 N/A W 56-28  
2/7/73 N/A W 49-23

## SALEM

Overall: Wake Forest leads 2-0  
Unknown: Wake Forest leads 2-0  
1971-72 N/A W 69-27  
2/15/73 N/A W 85-27

## SAMFORD

Overall: Wake Forest leads 1-0  
12/18/16 H W 51-40

## SAN DIEGO STATE

Overall: San Diego St. leads 1-0  
12/28/09 A L 62-63

## SAN FRANCISCO

Overall: Wake Forest leads 1-0  
12/1/95 N W 76-75 (OT)

## SANTA CLARA

Overall: Wake Forest leads 1-0  
11/26/88 A W 97-47

## SAVANNAH STATE

Overall: Wake Forest leads 3-0  
Home: Wake Forest leads 3-0  
Road: N/A  
11/10/05 H W 86-37  
2/21/06 H W 100-51  
1/24/08 H W 85-41

## SETON HALL

Overall: Seton Hall leads 3-2  
Home: Series tied 1-1  
Road: Seton Hall leads 2-1  
12/31/90 A L 61-71  
12/4/11 A W 60-44  
12/8/12 H W 64-63  
12/4/16 A L 63-70  
11/12/17 H L 57-67

## SOUTH ALABAMA

Overall: Wake Forest leads 1-0  
12/20/13 H W 92-66

## SOUTH CAROLINA

Overall: South Carolina leads 2-1  
Home: Series tied 1-1  
Road: South Carolina leads 1-0  
11/24/95 H L 69-83  
12/3/08 H W 74-57  
12/17/09 A L 52-62

## SOUTH CAROLINA BAPTIST

Overall: Wake Forest leads 5-0  
Home: Wake Forest leads 3-0  
Road: Wake Forest leads 2-0  
1/6/81 A W 74-57  
2/20/82 H W 71-56  
11/27/82 A W 101-45  
12/10/82 H W 84-54  
1/22/86 H W 106-58

## SOUTH CAROLINA STATE

Overall: Wake Forest leads 3-0  
Home: Wake Forest leads 2-0  
Road: Wake Forest leads 1-0  
11/29/89 H W 71-53  
1/26/91 A W 62-60  
12/18/10 H W 95-36

## USC UPSTATE

Overall: Wake Forest leads 1-0  
11/13/07 H W 58-51

## SOUTH FLORIDA

Overall: Wake Forest leads 3-2  
Home: Wake Forest leads 2-0  
Road: South Florida leads 2-1  
1/5/83 A L 53-69  
12/19/87 A W 73-55  
3/21/05 H W 78-63  
11/18/09 H W 62-45  
12/14/10 A L 54-63

## SOUTHERN

Overall: Wake Forest leads 1-0  
11/27/87 N W 93-59

## SOUTHERN METHODIST

Overall: Wake Forest leads 3-1  
Home: Wake Forest leads 1-0  
Road: Wake Forest leads 1-0  
Neutral: Series tied 1-1  
2/23/90 N W 81-64  
11/23/02 N L 71-83 (OT)  
1/3/11 H W 66-49  
12/21/11 A W 65-53

# GAME-BY-GAME VS. OPPONENT

## SOUTHWEST LOUISIANA

Overall: Wake Forest leads 1-0  
12/19/86 N W 81-66

## SOUTHWEST MISSOURI STATE

Overall: Wake Forest leads 1-0  
11/28/87 A W 79-55

## STETSON

Overall: Wake Forest leads 5-1  
Home: Wake Forest leads 2-0  
Road: Wake Forest leads 3-1  
1/9/81 A W 77-72  
1/4/82 A W 94-80  
1/23/82 H W 75-61  
1/9/83 A W 94-80  
12/20/86 A L 72-87  
11/28/04 H W 97-58

## SYRACUSE

Overall: Syracuse leads 5-1  
Home: Syracuse leads 3-0  
Road: Syracuse leads 2-0  
Neutral: Wake Forest leads 1-0  
3/2/14 H L 54-64  
1/15/15 A L 62-73  
3/5/15 N W 85-79  
1/17/16 H L 65-91  
2/23/17 A L 64-85  
2/11/18 H L 61-71

## TEMPLE

Overall: Temple leads 1-0  
2/25/90 N L 64-68

## TENNESSEE

Overall: Tennessee leads 2-0  
Home: N/A  
Road: Tennessee leads 1-0  
Neutral: Tennessee leads 1-0  
3/19/88 A L 66-94  
12/29/88 N L 61-82

## TENNESSEE STATE

Overall: Tennessee St. leads 2-1  
Home: Wake Forest leads 1-0  
Road: N/A  
Neutral: Tennessee St. leads 2-0  
12/3/88 H W 109-58  
12/2/94 N L 54-74  
11/22/97 N L 66-70

## TENNESSEE TECH

Overall: Wake Forest leads 2-1  
Home: Wake Forest leads 2-0  
Road: Tennessee Tech leads 1-0  
12/17/96 H W 61-58  
12/6/97 A L 44-65  
11/18/14 H W 89-62

## TEXAS A&M

Overall: Wake Forest leads 1-0  
11/23/07 N W 53-46

## TEXAS-ARLINGTON

Overall: Texas-Arlington leads 1-0  
11/21/97 N L 44-65

## TEXAS SOUTHERN

Overall: Wake Forest leads 1-0  
11/10/17 H W 73-56

## TOWSON

Overall: Wake Forest leads 2-1  
Home: Wake Forest leads 2-0  
Road: Towson leads 1-0  
11/29/05 A L 48-63  
11/29/06 H W 58-45  
12/18/14 H W 74-64

## UMBC

Overall: Wake Forest leads 3-0  
Home: Wake Forest leads 2-0  
Road: Wake Forest leads 1-0  
12/8/90 H W 89-57  
1/13/92 A W 65-59  
12/29/98 H W 71-41

## UNC ASHEVILLE

Overall: Wake Forest leads 4-1  
Home: Wake Forest leads 3-1  
Road: Wake Forest leads 1-0  
1/24/81 H W 85-60  
12/29/94 H W 71-61  
12/19/95 A W 104-58  
12/18/01 H W 76-46  
1/8/07 H L 53-58

## UNCG

Overall: Wake Forest leads 7-4  
Home: Wake Forest leads 6-2  
Road: UNCG leads 2-0  
Unknown: Wake Forest leads 1-0  
2/12/74 N/A W 62-60  
2/24/75 A L 61-77  
1975-76 H W 69-67  
2/11/77 H L 59-65  
12/10/77 A L 52-88  
2/12/79 H W 84-76  
2/17/81 H W 92-56  
12/7/94 H W 71-67  
12/6/95 H W 97-55  
12/14/05 H L 64-70  
11/17/09 H W 62-27

## UNCW

Overall: Wake Forest leads 9-0  
Home: Wake Forest leads 6-0  
Road: Wake Forest leads 3-0  
1/31/81 H W 85-60  
1/22/83 A W 99-65  
12/19/90 H W 75-53  
12/3/91 A W 71-60  
12/7/01 H W 68-60  
12/29/02 A W 56-59  
1/1/09 H W 72-58  
11/14/12 H W 60-59  
12/16/13 H W 68-44

## VALPARAISO

Overall: Series tied 1-1  
Home: N/A  
Road: Valparaiso leads 1-0  
Neutral: Wake Forest leads 1-0  
12/22/01 A L 46-74  
12/30/09 N W 52-34

## VILLANOVA

Overall: Wake Forest leads 1-0  
3/16/88 N W 53-51

## VIRGINIA

Overall: Virginia leads 69-5  
Home: Virginia leads 31-2  
Road: Virginia leads 31-2  
Neutral: Virginia leads 7-1  
1975-76 A L 62-71  
12/3/76 H L 51-67  
1/13/78 A W 60-59  
1/8/79 H L 54-87  
1/2/80 A L 35-78  
11/30/80 H L 51-92  
2/10/82 A L 48-82  
1/28/83 H L 69-79  
12/7/83 H L 69-78  
2/11/84 A L 66-82

11/30/84 H L 66-77  
1/26/85 A L 53-73  
1/21/86 H L 42-75  
2/12/86 A L 59-66  
1/7/87 A L 58-105  
2/2/87 H L 61-70  
2/28/87 N L 56-70  
1/6/88 A L 61-70  
2/16/88 H L 67-81  
1/28/89 A L 74-80  
2/8/89 H L 76-94  
3/4/89 N L 67-68(OT)  
1/27/90 A L 55-58  
2/7/90 H L 61-62  
1/24/91 H L 70-87  
2/14/91 A L 66-98  
1/22/92 H L 44-78  
2/5/92 A L 55-78  
1/27/93 H L 78-82  
2/17/93 A L 67-87  
3/6/93 N L 46-74  
1/29/94 A L 55-80  
2/15/94 H L 54-62  
3/5/94 N L 54-73  
1/5/95 A L 39-96  
2/3/95 H L 58-88  
1/4/96 H L 70-80  
2/19/96 A L 55-77  
12/7/96 A L 57-73  
1/22/97 H L 43-74  
1/18/98 A L 65-55  
2/19/98 H L 51-60  
12/4/98 A L 45-65  
1/28/99 H L 50-81  
2/27/99 N L 67-71  
1/27/00 H L 47-58  
2/27/00 A L 71-77  
3/3/00 N L 47-72  
12/9/00 H L 61-77  
1/28/01 A L 73-76(2OT)  
1/13/02 A L 51-65  
2/14/02 H L 55-61(OT)  
1/5/03 H W 77-66  
2/6/03 A L 44-66  
2/1/04 H L 61-62  
2/26/04 A L 61-75  
1/6/05 H L 83-85(OT)  
2/27/05 A L 54-57  
2/18/06 H L 70-81  
1/11/07 A L 70-77  
1/6/08 H L 50-69  
1/11/09 A L 59-77  
1/31/10 H W 64-57  
2/3/11 A L 46-73  
3/3/11 N W 74-68  
2/24/12 A L 55-61  
1/27/13 H L 64-69  
2/25/13 A W 73-68  
1/30/14 H L 59-64  
1/8/15 A L 70-72  
1/10/16 H L 50-52  
2/12/17 A L 57-60(OT)  
3/2/17 N L 44-61  
2/25/18 H L 41-48

## VIRGINIA COMMONWEALTH

Overall: Wake Forest leads 7-0  
Home: Wake Forest leads 4-0  
Road: Wake Forest leads 3-0  
1/18/84 A W 86-76  
2/23/85 H W 64-42  
1/3/90 H W 79-66  
11/24/90 A W 84-67  
11/15/97 H W 71-57  
11/14/98 A W 81-71  
12/21/16 H W 60-54

## VIRGINIA TECH

Overall: Series tied 13-13  
Home: Wake Forest leads 8-3  
Road: Virginia Tech leads 9-3  
Neutral: Wake Forest leads 2-1  
12/9/78 A W 75-65  
12/29/03 A L 59-70  
1/31/05 A L 64-74  
3/4/05 N W 61-56  
1/19/06 H W 77-71(OT)  
2/26/06 A L 42-76  
3/2/06 N L 60-73  
1/2/07 A L 54-74  
1/18/07 H L 34-74  
2/7/08 H W 67-50  
3/2/08 A L 56-61  
2/15/09 H W 66-44  
2/22/09 A L 55-79  
1/7/10 H W 66-63  
2/5/10 A W 58-51  
1/13/11 H W 62-54  
2/6/11 A W 60-55  
2/26/12 H W 68-39  
3/1/12 N W 80-74  
12/22/12 A L 52-73  
2/28/13 H L 52-62  
2/13/14 H W 65-64  
1/23/15 A L 59-76  
2/25/16 H L 48-54  
1/16/17 A L 72-70  
2/15/18 H W 73-56

## WASHINGTON

Overall: Wake Forest leads 1-0  
11/25/95 H W 68-57

## WASHINGTON STATE

Overall: Wake Forest leads 1-0  
11/12/06 N W 45-37

## WEST GEORGIA

Overall: West Georgia leads 1-0  
1/3/85 A L 59-60

## WEST VIRGINIA

Overall: West Virginia leads 4-1  
Home: Series tied 1-1  
Road: West Virginia leads 2-0  
Neutral: West Virginia leads 1-0  
12/10/89 H W 74-70  
12/1/90 N L 85-91(OT)  
11/29/97 H L 51-61  
11/30/98 A L 57-67  
3/24/04 A L 52-65

## WESTERN CAROLINA

Overall: Western Carolina leads 12-10  
Home: Wake Forest leads 7-2  
Road: Western Carolina leads 6-2  
Neutral: Western Carolina leads 2-1  
Unknown: Western Carolina leads 2-0  
2/4/72 N/A L 29-39  
3/3/72 N L 41-70  
1/27/73 N/A L 42-47

# GAME-BY-GAME VS. OPPONENT

1/19/74	A	L	31-46
1/24/75	H	W	74-71
3/7/75	N	W	70-64
1/24/76	A	L	63-98
1/29/77	H	W	85-76 (OT)
1/20/78	A	L	51-85
11/2/78	H	L	82-90
1/5/80	A	L	58-73
2/20/80	N	L	70-73
1/16/84	H	W	78-62
2/16/85	A	L	58-59
11/30/85	H	W	80-58
12/21/91	H	W	67-55
1/20/92	A	W	75-58
11/29/01	A	L	64-72
12/18/02	H	W	71-56
11/14/06	H	L	71-74
12/8/07	A	W	55-52
12/31/14	H	W	77-59

## WESTERN ILLINOIS

Overall: Wake Forest leads 1-0  
 11/30/91 N W 70-62

## WESTERN MICHIGAN

Overall: Series tied 1-1  
 Home: Western Michigan leads 1-0  
 Road: Wake Forest leads 1-0  
 11/25/00 H L 77-79  
 12/21/01 A W 67-55

## WICHITA STATE

Overall: Wake Forest leads 1-0  
 11/24/07 N W 54-47

## WILLIAM & MARY

Overall: Wake Forest leads 5-0  
 Home: Wake Forest leads 3-0  
 Road: Wake Forest leads 2-0  
 11/28/81 A W 74-53  
 1/15/83 H W 89-81  
 11/28/84 H W 84-43  
 11/29/86 A W 67-59  
 11/21/10 H W 82-64

## WINGATE

Overall: Series tied 1-1  
 Home: Wake Forest leads 1-0  
 Road: Wingate leads 1-0  
 2/5/81 H W 96-84  
 11/16/81 A L 72-81

## WINSTON-SALEM STATE

Overall: Wake Forest leads 6-0  
 Home: Wake Forest leads 5-0  
 Road: Wake Forest leads 1-0  
 11/20/79 A W 65-56  
 12/3/79 H W 61-56  
 11/17/80 H W 74-60  
 1/26/07 H W 82-66 (OT)  
 12/21/07 H W 84-40  
 11/24/08 H W 76-38

## WINTHROP

Overall: Wake Forest leads 4-1  
 Home: Wake Forest leads 3-0  
 Road: Series tied 1-1  
 12/19/82 H W 81-79  
 1/12/83 A L 65-67  
 2/16/84 H W 78-72  
 12/5/91 A W 71-61  
 12/17/06 H W 65-57

## WISCONSIN

Overall: Series tied 1-1  
 Home: Wisconsin leads 1-0  
 Road: Wake Forest leads 1-0  
 12/28/92 A W 93-67  
 12/2/15 H L 51-64

## WOFFORD

Overall: Wake Forest leads 2-0  
 Home: Wake Forest leads 2-0  
 Road: N/A  
 11/22/06 H W 74-72  
 12/19/09 H W 85-55

## WRIGHT STATE

Overall: Wake Forest leads 2-0  
 Home: Wake Forest leads 1-0  
 Road: Wake Forest leads 1-0  
 12/14/06 A W 55-49  
 12/5/07 H W 64-46

## XAVIER

Overall: Wake Forest leads 2-1  
 Home: Wake Forest leads 1-0  
 Road: Wake Forest leads 1-0  
 Neutral: Xavier leads 1-0  
 12/20/93 N L 53-62  
 12/8/16 H W 58-45  
 12/4/17 A W 62-57

# YEAR-BY-YEAR RESULTS

## 1971-72

Record: 5-6

Head Coach: Nora Lynn Finch

Date	Opponent	W	L	Score
1/25	Elon	W		30-28
2/4	Western Carolina		L	39-29
2/5	Furman		L	37-31
	High Point		L	46-45
2/10	Guilford	W		55-21
	Guilford	W		64-30
	High Point		L	52-44
2/24	Elon		L	47-36
	Salem	W		69-27
	Meredith <sup>1</sup>	W		52-56
3/3	Western Carolina <sup>1</sup>		L	70-41

1 - NCAIAW Division II Tournament

Not all game dates and sites available

## 1972-73

Record: 12-4

Head Coach: Nora Lynn Finch

Date	Opponent	W	L	Score
1/17	High Point	W		47-41
1/23	Elon		L	52-47
1/26	Furman	W		55-33
1/27	Western Carolina		L	47-42
1/29	Guilford	W		82-30
2/5	St. Mary's	W		56-28
2/7	St. Mary's	W		49-23
2/13	Elon		L	60-36
2/15	Salem	W		85-27
2/19	Catawba	W		49-38
2/21	NC State	W		65-50
2/28	Guilford	W		62-45
3/2	Appalachian State		L	58-52
3/2	NC Central	W		53-42
3/3	Campbell <sup>1</sup>	W		78-50
3/3	Mars Hill <sup>1</sup>	W		65-49

1 - NCAIAW Division II Tournament

Game sites unavailable

## 1973-74

Record: 5-5

Head Coach: Gail Klock

Date	Opponent	W	L	Score
1/9	at Catawba	W		59-47
1/15	at Elon		L	67-55
1/18	at Mars Hill	W		54-47
1/19	vs. Western Carolina <sup>1</sup>		L	46-31
1/25	Radford	W		52-45
1/26	Elon		L	78-44
2/5	Roanoke	W		64-54
2/12	UNCG	W		62-60
2/14	North Carolina		L	62-45
2/21	Appalachian State <sup>2</sup>		L	58-57

1 - Denotes neutral site at Mars Hill, NC

2 - NCAIAW Division II Tournament

## 1974-75

Record: 9-11

Head Coach: Sharron Perkins

Date	Opponent	W	L	Score
1/16	at NC State		L	76-63
1/21	Duke	W		59-34
1/22	at Davidson		L	70-62
1/24	Western Carolina	W		74-71
1/25	Mars Hill	W		69-58
1/28	North Carolina		L	63-51
1/30	at Duke	W		55-50
2/4	Elon		L	68-48
2/6	at Appalachian State		L	69-62
2/10	at Averett	W		75-31

2/12	at Elon		L	84-78
2/17	at Roanoke		L	69-58
2/19	High Point	W		78-64
2/24	at UNC Greensboro		L	77-61
2/27	Mars Hill <sup>1</sup>	W		75-74
2/28	Elon <sup>1</sup>		L	74-55
3/1	East Carolina <sup>1</sup>	W		83-73
3/6	Memphis State <sup>2</sup>		L	95-75
3/7	Western Carolina <sup>2</sup>	W		70-64
3/8	Murray State <sup>2</sup>		L	72-55

1 - NCAIAW Division II Tournament  
2 - Regional AIAW Tournament

## 1975-76

Record: 4-10

Head Coach: Sharron Perkins

Date	Opponent	W	L	Score
	at Mars Hill		L	85-60
1/24	at Western Carolina		L	98-63
	Pfeiffer	W		67-65
1/28	Elon		L	78-65
	at High Point		L	102-55
1/28	at Catawba		L	51-49
	Appalachian State		L	76-46
2/5	at Virginia		L	71-62
2/12	UNC Greensboro	W		69-67
2/12	at North Carolina		L	89-37
	High Point		L	78-59
2/18	Davidson	W		60-49
2/19	Elon <sup>1</sup>		L	92-79
2/21	NC State <sup>1</sup>	W		76-71

1 - NCAIAW Division II Tournament

Not all game dates and sites available

## 1976-77

Record: 6-14

Head Coach: Barbara Warren

Date	Opponent	W	L	Score
12/3	Virginia		L	67-51
	Pfeiffer		L	56-50
	Catawba	W		68-48
1/17	UNC Charlotte	W		82-40
1/19	Duke	W		57-52
1/20	at Davidson		L	75-50
1/26	at NC State (14/-)		L	87-52
	Mars Hill		L	72-62
1/29	Western Carolina	W		85-76 (OT)
	High Point		L	97-47
	Pfeiffer		L	85-57
2/8	Elon	W		82-75
2/10	Maryland <sup>1</sup> (13/-)		L	90-46
2/11	North Carolina <sup>1</sup>		L	92-54
2/14	Elon		L	77-73
	High Point		L	78-37
2/18	Campbell		L	66-50
2/21	UNC Greensboro		L	65-59
	NC Central <sup>2</sup>	W		65-61
2/25	High Point		L	121-58

1 - Virginia Invitational (Charlottesville, Va.)

2 - NCAIAW Division II Tournament

## 1977-78

Record: 4-19, 2-4

Head Coach: Barbara Warren

Date	Opponent	W	L	Score
11/29	at Pfeiffer		L	88-47
12/1	at NC Central		L	69-60
12/3	at High Point		L	75-53
12/5	Clemson		L	108-52
12/8	at Duke	W		55-54
12/10	at UNC Greensboro		L	88-52
1/6	at NC A&T		L	52-38
1/9	at Lenoir-Rhyne		L	66-61

1/11	Catawba		W	63-47
1/13	at Virginia		W	60-59
1/17	NC State (4/-)		L	102-48
1/20	at Western Carolina		L	85-51
1/21	at Mars Hill		L	73-52
1/23	Pfeiffer		L	87-69
1/26	North Carolina		L	85-57
1/31	Davidson	W		75-57
2/1	North Carolina A&T		L	79-63
2/3	at Maryland (8/-)		L	91-54
2/6	at Elon		L	74-73
2/9	North Carolina <sup>1</sup>		L	79-52
2/14	Catawba		L	53-44
2/17	Campbell		L	79-57
2/23	(unknown) <sup>2</sup>		L	n/a

1 - ACC Tournament (Charlottesville, Va.)

2 - NCAIAW Division I Tournament

## 1978-79

Record: 2-19, 0-7 ACC

Head Coach: Barbara Warren

Date	Opponent	W	L	Score
11/2	Western Carolina		L	90-82
11/30	Duke		L	65-52
12/5	at East Carolina		L	102-48
12/7	at Radford		L	75-83
12/9	at Virginia Tech	W		75-65
1/8	Virginia		L	87-54
1/11	at NC State (8/-)		L	119-54
1/13	Mars Hill		L	99-70
1/17	at Clemson		L	111-59
1/19	Campbell		L	79-74
1/23	Mercer		L	86-47
1/25	Appalachian State		L	83-66
1/27	Maryland (5/-)		L	96-60
1/29	at Duke		L	77-66
1/31	at North Carolina		L	89-46
2/2	George Washington		L	69-54
2/8	at NC State (5/-) <sup>1</sup>		L	100-43
2/12	UNC Greensboro	W		84-76
2/14	Lenoir-Rhyne		L	80-57
2/18	at Pembroke State		L	92-76
2/22	North Carolina <sup>2</sup>		L	96-72

1 - ACC Tournament (Raleigh, N.C.)

2 - NCAIAW Division I Tournament (Boone, N.C.)

## 1979-80

Record: 7-20, 1-8 ACC

Head Coach: Wanda Briley

Date	Opponent	W	L	Score
11/20	at Winston-Salem State	W		65-56
11/24	Duke <sup>1</sup>		L	80-70
11/25	Georgia Tech <sup>1</sup>		L	94-67
11/27	North Carolina A&T	W		62-55
11/29	at Elon		L	77-46
12/1	Clemson		L	104-58
12/3	Winston-Salem State	W		61-56
12/31	at High Point		L	97-61
1/2	at Virginia		L	78-35
1/5	at Western Carolina		L	73-58
1/7	at North Carolina A&T		L	71-64
1/10	NC State (8/-)		L	101-55
1/12	Mars Hill		L	87-63
1/14	North Carolina		L	101-73
1/16	at Duke		L	71-68
1/21	Guilford	W		89-73
1/23	at Maryland (15/-)		L	117-52
1/25	at Campbell		L	84-72
1/28	at Lenoir-Rhyne		L	81-50
1/31	High Point		L	100-48
2/2	Georgia Tech	W		80-71
2/4	Catawba	W		90-61
2/8	at Maryland (14/-) <sup>2</sup>		L	100-49
2/12	Elon		L	100-87 (ot)

# YEAR-BY-YEAR RESULTS

2/15	at Guilford	W	93-65
2/18	at Appalachian State	L	88-71
2/20	Western Carolina <sup>3</sup>	L	73-70
1 - ACC Tipoff Classic (Charlottesville, Va.)			
2 - ACC Tournament (College Park, Md.)			
3 - NCAIAW Division I Tournament (Greensboro, N.C.)			

## 1980-81

Record: 10-18, 0-8 ACC

Head Coach: Wanda Briley

Date	Opponent	W	L	Score
11/17	Winston-Salem State	W		74-60
11/19	Gardner-Webb	W		77-61
11/26	at NC State (11/-)		L	85-49
11/30	Virginia		L	92-51
12/3	Appalachian State		L	79-77
12/8	at Duke		L	98-75
12/11	at Catawba	W		90-72
12/19	at Princeton <sup>1</sup>		L	72-71
12/20	vs. Harvard <sup>1</sup>		L	70-64
12/22	at Manhattan		L	78-77
1/3	East Tennessee State		L	80-71
1/6	at SC Baptist	W		74-57
1/8	vs. Central Florida <sup>2</sup>		L	76-68
1/9	at Stetson <sup>2</sup>	W		77-72
1/14	Duke		L	76-61
1/19	Maryland (14/-)		L	91-60
1/22	at High Point	W		77-75
1/24	UNC Asheville	W		85-60
1/28	at Clemson (20/-)		L	93-75
1/31	UNC Wilmington	W		85-60
2/2	at North Carolina		L	67-59
2/5	Wingate	W		96-84
2/9	at Georgia State		L	84-47
2/10	at Georgia Tech		L	78-62
2/12	at Clemson (19/-) <sup>3</sup>		L	90-58
2/17	UNC Greensboro	W		92-56
2/23	at East Carolina		L	102-63
3/2	at North Carolina <sup>4</sup>		L	92-63
1 - Princeton Tournament (Princeton, N.J.)				
2 - Stetson Tournament (DeLand, Fla.)				
3 - ACC Tournament (Clemson, S.C.)				
4 - NCAIAW Division I Tournament (Chapel Hill, N.C.)				

## 1981-82

Record: 13-17, 1-9 ACC

Head Coach: Wanda Briley

Date	Opponent	W	L	Score
11/16	at Wingate		L	81-72
11/20	vs. Marshall <sup>1</sup>		L	68-58
11/21	vs. George Washington <sup>1</sup>	W		74-71
11/24	at Guilford	W		89-57
11/28	at William & Mary	W		74-53
12/1	Duke	W		67-60
12/4	vs. Queens <sup>2</sup>	W		forfeit
12/5	vs. Princeton <sup>2</sup>	W		62-61
12/10	at NC State (9/-)		L	85-53
12/12	UNC Charlotte		L	68-65
12/19	Winthrop	W		81-79 (OT)
1/4	Clemson		L	89-62
1/8	vs. Georgia Southern <sup>3</sup>		L	92-71
1/9	at Stetson <sup>3</sup>	W		94-80
1/12	at Duke		L	75-52
1/18	at Appalachian State		L	87-78
1/20	NC State (5/-)		L	91-57
1/23	Stetson	W		75-61
1/25	East Carolina		L	87-52
1/28	North Carolina		L	96-63
1/31	Georgia Tech		L	64-53
2/3	at Maryland (5/-)		L	75-55
2/7	at East Tennessee State		L	75-56
2/10	at Virginia		L	82-48
2/13	at Furman	W		65-54
2/16	Appalachian State	W		82-68

2/18	at North Carolina		L	82-56
2/20	SC Baptist	W		71-56
2/22	at Lynchburg	W		64-45
2/26	North Carolina <sup>4</sup>		L	90-65
1 - Durham, N.C.				
2 - Hofstra Invitational (Hempstead, N.Y.)				
3 - Stetson Invitational (DeLand, Fla.)				
4 - ACC Tournament (Raleigh, N.C.)				

## 1982-83

Record: 14-14, 0-7 ACC

Head Coach: Wanda Briley

Date	Opponent	W	L	Score
11/26	at Coastal Carolina	W		67-59
11/27	at SC Baptist	W		101-45
11/30	Liberty Baptist	W		88-70
12/4	Richmond	W		85-74
12/7	at UNC Charlotte	W		80-66
12/10	SC Baptist	W		84-54
12/11	Furman	W		67-60
12/18	Princeton	W		74-57
1/3	at Florida		L	68-61
1/5	at South Florida		L	69-53
1/9	at Stetson <sup>1</sup>	W		94-80
1/10	vs. Miami <sup>1</sup>		L	81-65
1/12	at Winthrop		L	67-65
1/15	William & Mary	W		89-81
1/19	Appalachian State	W		81-73
1/22	at UNC Wilmington	W		99-65
1/25	at North Carolina		L	118-81
1/28	Virginia		L	79-69
2/2	Duke		L	76-58
2/6	Maryland (8/-)		L	78-56
2/9	at Appalachian State	W		82-69
2/12	at NC State (19/-)		L	97-62
2/15	UNC Charlotte		L	74-64
2/19	James Madison	W		70-60
2/23	at Georgia Tech		L	93-72
2/24	at Clemson		L	103-71
2/28	Radford		L	75-69
3/1	vs NC State (16/-)2		L	104-66
1 - Stetson Invitational (DeLand, Fla.)				
2 - ACC Tournament (Fayetteville, N.C.)				

## 1983-84

Record: 13-14, 2-12 ACC

Head Coach: Wanda Briley

Date	Opponent	W	L	Score
11/22	at Liberty Baptist	W		56-46
11/26	Mars Hill <sup>1</sup>	W		87-71
11/27	NC Central <sup>1</sup>	W		75-62
11/29	Appalachian State	W		81-71
12/3	Maryland (9/-)		L	76-49
12/7	Virginia		L	78-69
12/10	at Richmond	W		75-65
12/31	Eastern Kentucky <sup>2</sup>	W		69-48
1/3	St. Francis <sup>2</sup>	W		71-83
1/5	New Orleans <sup>2</sup>		L	70-54
1/10	NC State (16/-)		L	86-68
1/12	Pennsylvania	W		70-62
1/16	Western Carolina	W		78-62
1/18	at VCU	W		86-76
1/20	at Duke		L	66-57
1/24	North Carolina (18/-)		L	77-71
1/28	at Clemson (17/-)		L	100-58
2/1	Duke	W		73-58
2/4	Georgia Tech	W		79-70
2/8	at NC State (16/-)		L	89-45
2/11	at Virginia (14/-)		L	82-66
2/13	at Maryland (19/-)		L	79-53
2/16	Winthrop	W		78-72
2/18	Clemson (17/-)		L	79-75
2/22	at North Carolina (18/-)		L	91-54
2/25	at Georgia Tech		L	77-74

3/2	vs Maryland (13/-) <sup>3</sup>		L	68-50
1 - Durham, N.C.				
2 - Miami Masonic Classic (Miami, Fla.)				
3 - ACC Tournament (Fayetteville, N.C.)				

## 1984-85

Record: 14-13, 4-10 ACC

Head Coach: Wanda Briley

Date	Opponent	W	L	Score
11/23	William & Mary	W		84-43
11/24	Furman	W		92-49
11/27	at Appalachian State	W		81-42
11/30	Virginia (13/-)		L	77-66
12/5	Duke	W		64-53
12/8	at Limestone	W		70-53
1/2	at UAB	W		81-61
1/3	at West Georgia		L	60-59
1/5	Georgia Tech	W		54-49
1/8	NC State		L	73-52
1/11	Bucknell <sup>1</sup>	W		71-61
1/12	at James Madison <sup>1</sup>	W		65-60
1/16	at Maryland		L	76-65
1/19	at Duke	W		59-55
1/22	North Carolina		L	79-73
1/26	at Virginia (17/17)		L	73-53
1/30	at Clemson		L	76-68
2/3	Maryland		L	74-57
2/7	UNC Charlotte	W		58-53
2/9	at Georgia Tech	W		77-55
2/12	at NC State (15/18)		L	85-60
2/15	Clemson		L	71-63
2/16	at Western Carolina		L	59-58
2/19	at North Carolina		L	91-65
2/21	at Radford	W		62-57
2/23	VCU	W		64-42
3/1	North Carolina <sup>2</sup>		L	76-64
1 - JMU Invitational (Harrisonburg, Va.)				
2 - ACC Tournament (Fayetteville, N.C.)				

## 1985-86

Record: 16-13, 4-10 ACC

Head Coach: Joe Sanchez

Date	Opponent	W	L	Score
11/23	at Dartmouth <sup>1</sup>	W		70-61
11/24	vs. Purdue <sup>1</sup>	W		77-76 (OT)
11/27	Cheyney	W		107-45
11/30	Western Carolina	W		80-58
12/4	at Duke		L	77-67
12/6	Morgan State	W		96-57
12/7	at James Madison		L	60-58
12/18	Appalachian State	W		69-62
1/2	vs. Fordham <sup>2</sup>	W		87-67
1/3	vs. Appalachian State <sup>2</sup>	W		78-72
1/4	at Central Florida <sup>2</sup>		L	97-85
1/6	vs. Marquette <sup>3</sup>	W		92-45
1/11	at Maryland		L	72-51
1/18	at North Carolina (18/18)		L	88-83
1/21	Virginia (4/4)		L	75-42
1/22	SC Baptist	W		106-68
1/25	at Clemson	W		88-73
1/29	NC State		L	73-66
2/1	at Georgia Tech	W		75-62
2/4	Maryland	W		60-55
2/6	Radford	W		82-62
2/9	Georgia Tech	W		75-62
2/12	at Virginia (5/5)		L	66-59
2/15	Duke (20/21)		L	76-59
2/17	Clemson		L	92-67
2/19	North Carolina (17/18)		L	82-73
2/22	at NC State		L	77-64
3/1	Duke <sup>3</sup> (-/25)	W		72-71
3/2	North Carolina (17/18) <sup>4</sup>		L	65-67
1 - Dartmouth Invitational (Hanover, N.H.)				
2 - UCF Holiday Classic (Orlando, Fla.)				
3 - Deland, Fla.				
4 - ACC Tournament (Fayetteville, N.C.)				

# YEAR-BY-YEAR RESULTS

## 1986-87

Record: 13-15, 3-11 ACC  
Head Coach: Joe Sanchez

Date	Opponent	W	L	Score
11/28	vs. Drexel <sup>1</sup>	W		94-66
11/29	at William & Mary <sup>1</sup>	W		67-59
12/1	Coastal Carolina	W		101-34
12/5	vs. Eastern Illinois <sup>2</sup>	W		98-72
12/6	at Northwestern <sup>2</sup>	L		79-54
12/19	vs. SW Louisiana <sup>3</sup>	W		81-66
12/20	at Stetson <sup>3</sup>	L		87-72
1/3	Old Dominion	W		78-77
1/5	Maryland-Eastern Shore	W		73-61
1/7	at Virginia (4/4)	L		105-58
1/10	Clemson	W		90-54
1/12	Georgia Tech	L		95-82
1/14	at Duke	W		73-72
1/17	Campbell	W		85-62
1/19	Maryland (-/22)	L		78-77
1/22	at East Tennessee St.	W		93-88
1/26	at North Carolina	L		102-59
1/28	at NC State (11/12)	L		94-66
1/31	Duke	L		84-63
2/2	Virginia (6/6)	L		70-61
2/4	James Madison (17/17)	L		68-61
2/7	North Carolina	L		68-64
2/10	at Maryland	L		82-59
2/14	at Georgia Tech	L		72-70
2/16	Canisius	W		95-52
2/18	NC State (13/15)	W		69-59
2/21	at Clemson	L		95-82
2/28	Virginia (9/10) <sup>4</sup>	L		70-56

- 1 - William & Mary Tournament (Williamsburg, Va.)
- 2 - Northwestern Tournament (Evanston, Ill.)
- 3 - Stetson Classic (DeLand, Fla.)
- 4 - ACC Tournament (Fayetteville, N.C.)

## 1987-88

Record: 23-8, 9-5 ACC  
Head Coach: Joe Sanchez

Date	Opponent	W	L	Score
11/27	vs. Southern <sup>1</sup>	W		93-59
11/28	at SW Missouri State <sup>1</sup>	W		79-55
12/4	Chicago State <sup>2</sup>	W		73-41
12/5	Akron <sup>2</sup>	W		84-56
12/18	vs. Mercer <sup>3</sup>	W		97-40
12/19	at South Florida <sup>3</sup>	W		73-55
12/28	vs. Rhode Island <sup>4</sup>	W		92-62
12/30	at Hofstra	W		63-60
1/2	Delaware State <sup>5</sup>	W		122-71
1/3	North Carolina A&T <sup>5</sup>	W		74-53
1/6	at Virginia (7/7)	L		70-61
1/9	Cheyney	W		96-51
1/12	Duke (11/11)	W		58-57
1/16	at Clemson	W		70-64
1/19	North Carolina	W		56-51
1/23	at Georgia Tech	W		71-66
1/27	NC State	W		72-64
1/30	at Maryland (12/13)	L		88-80
2/2	at North Carolina	W		74-57
2/7	Georgia Tech	W		87-79
2/10	Virginia (8/7)	L		81-67
2/13	at Old Dominion	L		88-76
2/16	at Duke	W		62-59
2/18	at NC State	L		62-61
2/20	East Tennessee State	W		94-64
2/25	Clemson (20/25)	W		83-78
2/27	Maryland (13/13)	L		80-64
3/5	North Carolina <sup>6</sup>	W		61-53
3/6	Maryland (11/12) <sup>6</sup>	L		71-57
3/16	Villanova <sup>7</sup>	W		53-51
3/19	Tennessee (1/1) <sup>7</sup>	L		94-66

- 1 - SW Missouri State Thanksgiving Classic (Springfield, Mo.)
- 2 - Deacon Invitational (Winston-Salem, N.C.)

- 3 - South Florida Tournament (Tampa, Fla.)
- 4 - at Hofstra (Hempstead, N.Y.)
- 5 - Tobacco Road Classic (Winston-Salem, N.C.)
- 6 - ACC Tournament (Fayetteville, N.C.)
- 7 - NCAA Tournament East Regional

## 1988-89

Record: 16-12, 6-8 ACC  
Head Coach: Joe Sanchez

Date	Opponent	W	L	Score
11/25	vs. George Mason <sup>1</sup>	W		90-56
11/26	at Santa Clara <sup>1</sup>	W		97-47
12/2	Coppin State <sup>2</sup>	W		113-64
12/3	Tennessee State <sup>2</sup>	W		109-58
12/10	vs. Eastern Illinois <sup>3</sup>	W		79-66
12/11	at Iowa (11/10) <sup>3</sup>	L		62-78
12/20	North Carolina A&T	W		86-53
12/29	vs. Tennessee (1/1) <sup>4</sup>	L		61-82
12/30	vs. Kansas <sup>4</sup>	L		105-100 (OT)
1/2	Hartford <sup>5</sup>	W		94-52
1/3	Charlotte <sup>5</sup>	W		64-48
1/4	Hofstra <sup>5</sup>	W		76-75
1/8	Georgia Tech	W		85-57
1/11	NC State (19/18)	L		89-79
1/14	at Clemson (20/24)	W		82-76
1/16	Maryland (8/8)	L		84-68
1/19	Morgan State	W		90-38
1/24	at Duke	W		72-69
1/28	at Virginia (15/16)	L		80-74
2/1	at NC State (13/13)	L		82-81
2/4	North Carolina	W		88-70
2/8	Virginia (14/14)	L		94-76
2/11	at Georgia Tech	L		88-82
2/15	Clemson	L		72-61
2/22	at North Carolina	W		67-66
2/25	at Maryland (6/4)	L		86-70
2/27	Duke	W		79-74
3/4	vs. Virginia (20/21) <sup>6</sup>	L		68-67 (OT)

- 1 - Santa Clara Pepsi Classic (Santa Clara, Calif.)
- 2 - Deacon Invitational (Winston-Salem, N.C.)
- 3 \* Iowa Amana Hawkeye Classic (Iowa City, Iowa)
- 4 - Rutgers Bell Atlantic Holiday Tournament (New Brunswick, N.J.)
- 5 - Tobacco Road Classic (Winston-Salem, N.C.)
- 6 - ACC Tournament (Fayetteville, N.C.)

## 1989-90

Record: 16-14, 5-9 ACC  
Head Coach: Joe Sanchez

Date	Opponent	W	L	Score
11/24	Murray State <sup>1</sup>	W		72-65
11/25	at Maine <sup>1</sup>	L		74-56
11/29	South Carolina State	W		71-53
12/2	North Carolina A&T	W		74-38
12/4	at Coastal Carolina	W		91-54
12/9	Delaware <sup>2</sup>	W		63-62
12/10	West Virginia <sup>2</sup>	W		74-70
12/19	College of Charleston	W		81-59
12/29	Rhode Island <sup>3</sup>	W		77-46
12/30	at Purdue (11/10) <sup>3</sup>	L		78-58
1/2	Hofstra <sup>4</sup>	W		104-51
1/3	VCU <sup>4</sup>	W		79-66
1/6	at Georgia Tech	W		70-52
1/9	North Carolina	W		69-62
1/13	at Clemson	L		69-59
1/17	NC State (12/13)	L		69-71
1/20	at Maryland (15/14)	W		63-52
1/24	Duke	W		72-63
1/27	at Virginia (12/12)	L		58-55
1/31	at North Carolina	L		87-75(OT)
2/3	at Duke	L		66-61
2/7	Virginia (12/12)	L		62-61
2/10	Clemson (-/25)	L		63-59
2/13	at NC State (9/11)	L		89-66

2/16	Maryland	L		85-84(OT)
2/18	Georgia Tech	W		73-59
2/23	vs. SMU <sup>5</sup>	W		81-64
2/24	at Alaska-Anchorage <sup>5</sup>	L		87-84
2/25	vs. Temple <sup>5</sup>	L		68-64
3/3	vs. Maryland <sup>6</sup>	L		87-68

- 1 - Maine Downeast Auto Classic (Orono, Maine)
- 2 - Tobacco Road Classic (Winston-Salem, N.C.)
- 3 - Purdue Boilermaker Classic (West Lafayette, Ind.)
- 4 - Deacon Invitational (Winston-Salem, N.C.)
- 5 - Alaska Northern Lights Invitational (Anchorage, Alaska)
- 6 - ACC Tournament (Fayetteville, N.C.)

## 1990-91

Record: 15-13, 5-9 ACC  
Head Coach: Joe Sanchez

Date	Opponent	W	L	Score
11/23	Howard <sup>1</sup>	W		82-66
11/24	at VCU <sup>1</sup>	W		84-67
11/26	Morgan State	W		90-29
11/30	Central Michigan <sup>2</sup>	L		69-66
12/1	West Virginia <sup>2</sup>	L		91-85(OT)
12/8	Md-Baltimore County	W		89-57
12/19	UNC Wilmington	W		75-53
12/28	Iowa State <sup>3</sup>	W		89-74
12/29	at St. John's <sup>3</sup>	W		74-69
12/31	at Seton Hall	L		71-61
1/2	Bucknell <sup>4</sup>	W		114-63
1/3	Furman <sup>4</sup>	W		93-86
1/6	Georgia Tech	W		85-72
1/8	Maryland	L		68-63
1/12	at North Carolina	W		77-65
1/15	at NC State (4/6)	L		88-83
1/18	at Duke	L		65-52
1/21	Clemson (17/16)	L		69-63
1/24	Virginia (1/1)	L		87-67
1/26	at South Carolina State	W		62-60
2/2	North Carolina	W		66-62
2/7	at Georgia Tech	L		74-67
2/9	at Clemson (19/20)	W		59-58
2/14	at Virginia (1/1)	L		98-66
2/16	Duke	W		68-51
2/20	NC State (7/7)	L		89-67
2/23	at Maryland	L		74-60
3/2	NC State (7/7) <sup>5</sup>	L		92-72

- 1 - VCU Invitational (Richmond, Va.)
- 2 - Louisiana Tech Dial Classic (Ruston, La.)
- 3 - St. John's Rev. Cahill Classic (Jamaica, N.Y.)
- 4 - Tobacco Road Classic (Winston-Salem, N.C.)
- 5 - ACC Tournament (Fayetteville, N.C.)

## 1991-92

Record: 10-18, 1-15 ACC  
Head Coach: Joe Sanchez

Date	Opponent	W	L	Score
11/23	St. Joseph's <sup>1</sup>	L		65-44
11/24	Canisius <sup>1</sup>	W		75-66
11/29	Portland <sup>2</sup>	L		82-70
11/30	Western Illinois <sup>2</sup>	W		70-62
12/3	at UNC Wilmington	W		71-60
12/5	at Winthrop	W		71-61
12/7	Bradley	W		79-71
12/18	College of Charleston	W		82-71
12/21	Western Carolina	W		67-55
1/5	Florida State	L		86-83
1/8	at Georgia Tech	L		74-56
1/11	at Maryland (4/4)	L		73-47
1/13	at Md-Baltimore County	W		65-59
1/15	NC State (16/15)	L		85-64
1/18	Duke	L		73-59
1/20	at Western Carolina	W		75-58
1/22	Virginia (2/2)	L		78-44
1/25	at Clemson (15/15)	L		80-62

# YEAR-BY-YEAR RESULTS

2/1	North Carolina (23/23)	L	84-61
2/5	at Virginia (2/2)	L	78-55
2/10	Clemson (23/19)	L	73-56
2/12	at NC State	L	90-67
2/17	at Florida State	W	67-64
2/21	Georgia Tech	L	83-66
2/23	at North Carolina (25/24)	L	90-61
2/26	at Duke	L	69-61
2/29	Maryland (3/5)	L	66-47
3/6	Duke <sup>3</sup>	L	61-52

1 Syracuse Carrier Classic (Syracuse, N.Y.)  
 2 Idaho Mark IV Classic (Moscow, Idaho)  
 3 ACC Tournament (Rock Hill, S.C.)

## 1992-93

Record: 14-14, 4-12 ACC

Head Coach: Karen Freeman

Date	Opponent	W	L	Score
12/1	at East Tennessee St.	W		76-51
12/3	UNC Charlotte	L		64-62
12/6	at Richmond	W		89-41
12/16	at College of Charleston	W		83-59
12/18	vs. Mississippi State <sup>1</sup>	W		79-72
12/19	at UAB <sup>1</sup>	W		72-63
12/28	at Wisconsin	W		93-67
12/30	at Bradley	W		56-44
1/4	Appalachian State	W		78-65
1/7	East Tennessee State	W		71-58
1/10	Georgia Tech (23/23)	W		85-70
1/12	at North Carolina (21/21)	L		92-68
1/16	Florida State	W		57-54
1/18	Clemson (17/17)	L		71-51
1/21	at NC State	L		75-72(OT)
1/25	at Duke	W		64-60
1/27	Virginia (11/10)	L		82-78
2/2	Maryland (7/9)	W		67-65
2/6	North Carolina (16/16)	L		77-69
2/10	at Clemson (21/21)	L		68-58
2/14	at Florida State	L		77-73
2/17	at Virginia (11/12)	L		87-67
2/19	Duke	L		79-51
2/21	at Georgia Tech	L		85-72
2/24	NC State	L		84-80
2/27	at Maryland	L		80-65
3/5	vs. Duke <sup>2</sup>	W		70-69
3/6	vs. Virginia (10/10) <sup>2</sup>	L		74-46

1 - UAB Lady Blazer Classic (Birmingham, Ala.)  
 2 - ACC Tournament (Rock Hill, S.C.)

## 1993-94

Record: 8-19, 3-13 ACC

Head Coach: Karen Freeman

Date	Opponent	W	L	Score
11/27	Miami (Fla.) <sup>1</sup>	W		74-65
11/28	at Old Dominion <sup>1</sup>	W		82-63
12/1	at Appalachian State	L		87-64
12/3	vs Butler <sup>2</sup>	W		74-65
12/4	at Northwestern <sup>2</sup>	L		89-73
12/19	at UNC Charlotte	L		87-90(30T)
12/20	Xavier <sup>3</sup>	L		62-53
12/21	Harvard <sup>3</sup>	W		69-66
1/2	Duke	L		56-50
1/6	at North Carolina (5/5)	L		84-44
1/9	at Georgia Tech	L		70-60
1/13	at Clemson	L		72-54
1/15	Maryland	L		84-67
1/18	NC State	L		76-73(OT)
1/22	at Florida State	L		66-60
1/25	Richmond	L		61-59
1/29	at Virginia (12/12)	L		80-55
2/1	at Duke	L		60-51
2/6	North Carolina (3/3)	L		70-62
2/9	Clemson	L		65-48
2/15	Virginia (6/4)	L		62-48

2/18	Florida State	W		82-79(OT)
2/20	Georgia Tech	W		70-69
2/24	at NC State	L		86-79
2/26	at Maryland	W		69-64
3/4	vs Florida State <sup>4</sup>	W		72-57
3/5	vs Virginia <sup>4</sup>	L		73-54

1 - Old Dominion Dial Classic (Norfolk, Va.)  
 2 - Roger L. White Invitational (Evanston, Ill.)  
 3 - Vermont Howard Bank Classic (Burlington, Vt.)  
 4 - ACC Tournament (Rock Hill, S.C.)

## 1994-95

Record: 11-16, 4-12 ACC

Head Coach: Karen Freeman

Date	Opponent	W	L	Score
11/26	vs. Central Florida <sup>1</sup>	W		92-74
11/27	at Auburn <sup>1</sup>	L		80-72
12/2	vs. Tennessee State <sup>2</sup>	L		74-54
12/3	vs. Massachusetts <sup>2</sup>	W		67-55
12/7	UNC Greensboro	W		71-67
12/9	UNC Asheville	W		71-61
12/19	Princeton	W		68-63(OT)
12/21	Canisius	W		99-60
12/31	at Florida Int'l (-/24)	L		73-60
1/2	at Florida Atlantic	W		81-70
1/5	at Virginia (11/12)	L		98-39
1/9	at North Carolina (4/4)	L		82-67
1/12	at Georgia Tech	L		83-77
1/16	at Duke	L		76-58
1/19	Clemson	L		67-59
1/21	Florida State	L		68-61
1/25	at NC State	L		93-73
1/28	North Carolina (3/3)	L		85-42
2/1	Maryland	W		73-63
2/3	Virginia (12/12)	L		88-58
2/11	Georgia Tech	W		66-61
2/13	at Maryland	W		69-61(OT)
2/16	Duke (22/25)	L		78-66
2/18	at Clemson	L		72-57
2/23	at Florida State	W		66-61
2/26	NC State	L		86-63
3/3	vs. North Carolina (12/12) <sup>3</sup>	L		71-51

1 - Auburn Dial Classic (Auburn, Ala.)  
 2 - Vanderbilt MCI-First American Classic (Nashville, Tenn.)  
 3 - ACC Tournament (Rock Hill, S.C.)

## 1995-96

Record: 13-14, 6-10 ACC

Head Coach: Karen Freeman

Date	Opponent	W	L	Score
11/24	South Carolina <sup>1</sup>	L		83-69
11/25	Washington (-/25) <sup>1</sup>	W		68-57
11/29	Florida International	L		82-78
12/1	vs. San Francisco <sup>2</sup>	W		76-75(OT)
12/3	at Arizona <sup>2</sup>	L		63-47
12/6	at UNC Greensboro	W		97-55
12/19	at UNC Asheville	W		104-58
12/29	vs. Auburn (25/21) <sup>3</sup>	W		66-56
12/30	vs. Georgetown <sup>3</sup>	W		71-65
1/2	at Princeton	W		81-62
1/4	Virginia (5/5)	L		80-70
1/8	North Carolina	L		84-72
1/10	Georgia Tech	W		81-67
1/14	Duke (16/16)	L		74-64
1/17	at Clemson (24/24)	L		85-68
1/20	at Florida State	W		88-71
1/23	NC State (14/16)	W		76-72
1/29	at North Carolina (-/25)	L		69-68
1/31	at Maryland	W		72-57
2/8	at Duke (14/13)	L		85-68
2/11	at Georgia Tech	L		75-65
2/13	Maryland	L		60-49
2/17	Clemson (19/20)	L		59-58
2/19	at Virginia (9/10)	L		77-55
2/22	Florida State	W		54-52

2/25	at NC State (18/20)	W		75-64
3/1	vs. Duke (12/12) <sup>4</sup>	L		67-61

1 - WFU Invitational (Winston-Salem, N.C.)  
 2 - Arizona Copper Bowl Classic (Tucson, Ariz.)  
 3 - Big 4 Classic (Greensboro, N.C.)  
 4 - ACC Tournament (Rock Hill, S.C.)

## 1996-97

Record: 12-16, 3-13

ACC Head Coach: Karen Freeman

Date	Opponent	W	L	Score
11/23	vs. California <sup>1</sup>	W		61-58
11/24	at Old Dominion (9/9) <sup>1</sup>	L		82-41
11/26	at Appalachian State	L		66-60
11/30	at Canisius	W		74-71
12/3	Campbell	W		76-74
12/7	at Virginia (12/11)	L		73-57
12/15	East Carolina	W		45-35
12/17	Tennessee Tech	W		61-58
12/20	James Madison	W		63-51
12/28	vs. Mississippi State <sup>2</sup>	W		67-51
12/29	vs. Maine <sup>2</sup>	W		69-62
1/2	Clemson (21/15)	W		69-60
1/5	Florida State	W		79-68
1/9	at Duke (14/14)	L		82-70
1/14	at North Carolina (10/10)	L		62-55
1/17	at Clemson (12/11)	L		60-57
1/19	Georgia Tech	L		80-65
1/22	Virginia (7/7)	L		74-43
1/26	Maryland	L		69-60
1/29	at NC State (20/21)	L		88-58
2/2	North Carolina (6/8)	L		74-71
2/6	Duke (20/20)	L		81-58
2/12	at Maryland	L		74-49
2/16	at Georgia Tech	L		83-67
2/20	NC State	L		79-61
2/23	at Florida State	W		63-59
2/27	vs. Florida State <sup>3</sup>	W		70-59
2/28	vs. North Carolina (5/6) <sup>3</sup>	L		86-60

1 - Old Dominion Dial Classic (Norfolk, Va.)  
 2 - Big 4 Classic (Greensboro, N.C.)  
 3 - ACC Tournament (Charlotte, N.C.)

## 1997-98

Record: 4-23, 0-16 ACC

Head Coach: Charlene Curtis

Date	Opponent	W	L	Score
11/15	VCU	W		71-57
11/21	vs. Texas-Arlington <sup>1</sup>	L		65-44
11/22	vs. Tennessee State <sup>1</sup>	L		70-66
11/26	Appalachian State	W		70-68
11/29	West Virginia	L		61-51
12/2	at East Carolina	L		73-66
12/4	North Carolina (7/7)	L		90-59
12/6	at Tennessee Tech	L		65-44
12/17	at James Madison	W		76-71 (20T)
12/20	at Campbell	L		67-62
12/22	Providence	W		65-52
12/30	NC State (18/14)	L		75-46
1/2	Duke (23/22)	L		73-60
1/4	at Maryland	L		61-59
1/8	at Florida State	L		64-63
1/11	Georgia Tech	L		80-60
1/15	Clemson (23/23)	L		61-60
1/18	at Virginia (15/12)	L		65-55
1/25	at North Carolina (11/11)	L		78-53
1/30	at NC State (12/9)	L		64-46
2/2	at Duke (14/16)	L		79-55
2/4	Maryland	L		56-52(OT)
2/8	Florida State	L		63-56
2/13	at Georgia Tech	L		58-53
2/15	at Clemson (21/21)	L		64-61
2/19	Virginia (15/14)	L		60-51
2/26	vs. Georgia Tech <sup>2</sup>	L		78-67

1 - Saint Louis Coca-Cola Billiken Classic (St. Louis, Mo.)  
 2 - ACC Tournament (Charlotte, N.C.)

# YEAR-BY-YEAR RESULTS

## 1998-99

Record: 8-20, 3-13 ACC

Head Coach: Charlene Curtis

Date	Opponent	W	L	Score
11/14	at VCU	W		81-71
11/17	Davidson		L	82-75
11/24	at Providence	W		80-73
11/27	vs. Fairleigh Dickinson <sup>1</sup>	W		79-45
11/28	vs. East Carolina <sup>1</sup>		L	78-70
11/30	at West Virginia		L	67-57
12/4	at Virginia (15/18)		L	65-45
12/13	at Maryland	W		65-47
12/17	Furman <sup>2</sup>		L	72-59
12/20	Colorado State (9/9) <sup>2</sup>		L	84-69
12/21	Pittsburgh <sup>2</sup>		L	53-46
12/29	Md-Baltimore County	W		71-41
1/2	North Carolina (6/6)		L	100-75
1/4	Georgia Tech	W		77-72
1/11	Duke (12/16)		L	74-59
1/14	at Florida State		L	80-57
1/17	at Clemson (16/12)		L	78-38
1/24	NC State		L	85-60
1/28	Virginia (19/18)		L	81-50
1/31	at North Carolina (14/10)		L	88-66
2/3	at Georgia Tech		L	74-58
2/6	Maryland		L	68-66
2/11	at Duke (7/7)		L	86-48
2/15	Florida State	W		80-68
2/18	Clemson (14/16)		L	66-38
2/20	at NC State		L	75-72
2/26	vs. Maryland <sup>3</sup>	W		83-66
2/27	vs. Virginia (19/18) <sup>3</sup>		L	71-67

1 - Fairfield Warner's Classic (Fairfield, Conn.)  
 2 - Oakland Tribune Classic (Oakland, Calif.)  
 3 - ACC Tournament (Charlotte, N.C.)

## 1999-2000

Record: 7-21, 3-13 ACC

Head Coach: Charlene Curtis

Date	Opponent	W	L	Score
11/19	Fairfield		L	63-56
11/23	at Davidson	W		64-54
11/26	Arizona State		L	70-65
11/28	Richmond		L	79-71
12/3	at NC State (6/6)		L	74-54
12/15	High Point	W		74-43
12/17	at Furman		L	68-51
12/19	at New Orleans	W		58-57
12/22	at LSU (13/17)		L	63-52
12/28	California	W		57-48
12/30	at Liberty		L	64-40
1/3	Florida State	W		64-59
1/6	Georgia Tech		L	62-73
1/9	at Coastal Carolina		L	60-72
1/13	at Duke (11/8)		L	48-82
1/16	North Carolina (15/12)	W		69-56
1/19	Maryland		L	73-61
1/24	at Clemson		L	66-55
1/27	Virginia (25/24)		L	58-47
1/31	NC State (11/8)		L	86-56
2/3	at Florida State		L	76-47
2/6	at Georgia Tech		L	60-54
2/14	Duke (14/12)		L	69-38
2/17	at North Carolina		L	75-69
2/20	at Maryland	W		57-54
2/24	Clemson		L	63-59
2/27	at Virginia (16/16)		L	77-71
3/3	vs. Virginia (16/17) <sup>1</sup>		L	72-47

1 - ACC Tournament (Greensboro Coliseum)

## 2000-01

Record: 11-17, 3-13 ACC

Head Coach: Charlene Curtis

Date	Opponent	W	L	Score
11/19	at Appalachian State	W		83-60
11/25	Western Michigan		L	79-77
11/27	at High Point	W		60-52
11/30	at Richmond	W		87-69
12/2	Coppin State	W		77-57
12/5	Liberty	W		54-50
12/9	Virginia (24/20)		L	77-61
12/17	New Orleans	W		64-52
12/19	at Quinnipiac	W		77-68(OT)
12/22	at Connecticut (1/1)		L	107-52
12/30	at Arizona State		L	69-54
1/2	at Duke (5/5)		L	81-56
1/4	North Carolina	W		73-71
1/7	at NC State (16/13)		L	75-35
1/11	at Clemson (16/19)		L	67-45
1/14	Florida State	W		79-69
1/18	at Maryland		L	71-61
1/22	Coastal Carolina	W		77-59
1/25	Georgia Tech	W		79-71
1/28	at Virginia (-/24)		L	76-73(2OT)
2/1	Duke (4/4)		L	66-58
2/4	at North Carolina		L	72-60
2/8	NC State (24/21)		L	69-35
2/11	Clemson (25/22)		L	72-55
2/15	at Florida State		L	73-61
2/19	Maryland		L	69-53
2/25	at Georgia Tech		L	79-63
3/2	vs. Duke (4/4) <sup>1</sup>		L	68-75(OT)

1 - ACC Tournament (Greensboro Coliseum)

## 2001-02

Record: 12-16, ACC: 5-11

Head Coach: Charlene Curtis

Date	Opponent	W	L	Score
11/19	Appalachian State	W		70-66
11/21	Radford	W		79-65
11/24	at UAB		L	61-80
11/26	Connecticut (1/1)		L	38-88
11/29	at Western Carolina		L	72-64
12/5	at North Carolina (18/20)		L	90-68
12/7	UNC Wilmington	W		68-60
12/16	at High Point	W		74-51
12/18	UNC Asheville	W		76-46
12/21	at Western Michigan	W		67-55
12/22	at Valparaiso		L	74-46
12/30	NC State (-/25)		L	61-47
1/4	Georgia Tech		L	65-56
1/6	at Duke (11/10)		L	91-46
1/10	Florida State	W		77-73
1/13	at Virginia		L	65-51
1/17	Clemson	W		58-46
1/21	North Carolina (21/20)	W		65-64
1/24	at Maryland		L	57-46
1/31	at NC State		L	69-57
2/3	at Georgia Tech	W		64-61
2/7	Duke (5/5)		L	83-60
2/9	at Florida State		L	63-56
2/14	Virginia		L	55-61(OT)
2/17	at Clemson		L	65-46
2/20	Norfolk State	W		75-46
2/24	Maryland	W		65-47
3/1	vs. Maryland <sup>1</sup>		L	72-66

1 - ACC Tournament (Greensboro Coliseum)

## 2002-03

Record: 13-15, 3-13 ACC

Head Coach: Charlene Curtis

Date	Opponent	W	L	Score
11/22	La Salle <sup>1</sup>	W		87-71
11/23	SMU <sup>1</sup>		L	71-83 (OT)
11/26	Marshall	W		67-56
12/1	Appalachian State	W		88-59
12/2	High Point	W		82-32
12/5	IUPUI	W		73-60
12/15	UAB	W		72-58
12/18	Western Carolina	W		71-56
12/21	at Radford	W		56-36
12/29	at UNC Wilmington	W		65-59
1/2	Florida State		L	61-63
1/5	Virginia	W		77-66
1/9	at North Carolina (10/9)		L	56-86
1/12	Maryland		L	73-75
1/16	at Duke (1/1)		L	61-71
1/23	NC State		L	57-70
1/26	at Clemson		L	45-61
1/31	Georgia Tech		L	70-74
2/2	at Florida State		L	60-62 (3OT)
2/6	at Virginia		L	44-64
2/9	North Carolina (7/6)		L	57-67
2/13	at Maryland	W		79-75
2/17	Duke (2/2)		L	41-83
2/19	NC A&T	W		78-46
2/23	at NC State		L	62-65
2/27	Clemson	W		66-55
3/3	at Georgia Tech		L	60-77
3/7	vs. Duke (2/2) <sup>2</sup>		L	59-64

1 - SMU Tournament (Dallas, Texas)  
 2 - ACC Tournament (Greensboro Coliseum)

## 2003-04

Record: 12-17, 4-12 ACC

Head Coach: Charlene Curtis

Date	Opponent	W	L	Score
11/21	at Loyola College	W		66-51
11/24	Hampton	W		64-43
11/28	vs Nicholls State <sup>1</sup>	W		79-47
11/29	vs Purdue (8/11) <sup>1</sup>		L	76-57
12/2	at Marshall		L	60-49
12/5	Duke (4/4)		L	88-55
12/14	North Carolina A&T	W		87-29
12/15	Florida A&M	W		87-57
12/19	at Princeton	W		58-41
12/21	East Carolina		L	68-64
12/28	Holy Cross <sup>2</sup>	W		85-56
12/29	at Virginia Tech (16/15) <sup>2</sup>		L	70-59
1/2	at North Carolina (14/14)		L	90-79
1/5	at NC State	W		70-66
1/9	Maryland		L	75-58
1/15	Florida State		L	81-73
1/21	at Clemson		L	71-68
1/26	North Carolina (10/11)	W		69-67
1/29	at Georgia Tech	W		57-55 (OT)
2/1	Virginia		L	62-61
2/5	NC State		L	70-66
2/9	at Maryland		L	73-56
2/12	at Duke (4/4)		L	80-55
2/16	at Florida State		L	67-54
2/22	Clemson		L	72-55
2/26	at Virginia		L	75-61
2/29	Georgia Tech	W		63-61
3/5	vs. Georgia Tech <sup>3</sup>	W		61-59
3/6	vs. Duke (2/2) <sup>3</sup>		L	77-59

1 Central Florida Tournament (Orlando, Fla.)  
 2 Va. Tech Tournament (Blacksburg, Va.)  
 3 ACC Tournament (Greensboro Coliseum)

# YEAR-BY-YEAR RESULTS

## 2004-05

Record: 17-15, 3-11 ACC  
Head Coach: Mike Petersen

Date	Opponent	W	L	Score
11/19	at Hampton	W		82-75 (OT)
11/26	Princeton <sup>1</sup>	W		76-43
11/28	Stetson	W		97-58
11/30	Davidson	W		58-55
12/2	NC A&T	W		92-43
12/4	Providence	W		78-44
12/12	at East Carolina	W		70-47
12/17	vs Houston (19/15) <sup>2</sup>	W		65-57
12/18	at Hawaii <sup>2</sup>	L		68-64 (OT)
12/21	Loyola	W		76-50
12/28	Alabama A&M <sup>1</sup>	W		70-50
12/30	at Kentucky	L		66-61
1/3	at NC State	L		81-55
1/6	Virginia	L		85-83 (OT)
1/10	Savannah State	W		86-37
1/13	at Miami	W		78-63
1/19	Duke (1/1)	L		99-86
1/23	Clemson	W		86-71
1/27	at North Carolina (12/5)	L		83-63
1/31	at Virginia Tech	L		74-64
2/6	Georgia Tech	L		40-37
2/10	at Maryland (19/21)	L		77-67
2/13	Florida State (-/24)	L		71-69
2/16	North Carolina (8/5)	L		78-69
2/21	at Clemson	W		68-60
2/24	NC State (19/21)	L		64-61
2/27	at Virginia	L		57-54
3/4	vs. Virginia Tech <sup>3</sup>	W		61-56
3/5	vs. Duke (6/6) <sup>3</sup>	L		107-50
3/18	Charlotte <sup>4</sup>	W		100-75
3/21	South Florida <sup>4</sup>	W		78-63
3/24	at West Virginia <sup>4</sup>	L		65-52

1 - game played in Reynolds Gym  
2 - Ala Moana Paradise Classic (Honolulu, Hawaii)  
3 - ACC Tournament (Greensboro Coliseum)  
4 - WNIT

## 2005-06

Record: 12-16, 3-11  
ACC Head Coach: Mike Petersen

Date	Opponent	W	L	Score
11/18	Mercer	W		85-56
11/26	at Davidson	W		87-84 (OT)
11/29	at Towson	L		63-48
12/2	vs. St. John's <sup>1</sup>	L		69-38
12/3	vs. Miami (Ohio) <sup>1</sup>	W		69-61
12/14	UNC Greensboro	L		70-64
12/17	Coppin State	W		80-51
12/19	Lipscomb	W		101-38
12/22	at Rice	W		69-67
12/28	at Richmond	L		65-57
12/31	Kentucky	W		82-77
1/2	at Duke (2/2)	L		100-54
1/7	NC State	W		65-64
1/11	Morgan State	W		83-33
1/15	at Clemson	L		75-68
1/19	Virginia Tech (18/24)	W		77-71(OT)
1/22	at Georgia Tech	L		66-61
1/27	North Carolina (3/2)	L		91-57
1/29	Maryland (6/6)	L		79-70 (OT)
2/2	at Boston College (23/22)	L		70-63
2/5	Miami	L		79-71
2/9	at NC State	L		73-60
2/12	Clemson	W		82-70
2/18	Virginia	L		81-70
2/21	Savannah State	W		100-51
2/23	at Florida State	L		70-57
2/26	at Virginia Tech	L		76-42
3/2	vs. Virginia Tech <sup>2</sup>	L		73-60

1 - Mildred & Roger Inv. (Evanston, Ill.)  
2 - ACC Tournament (Greensboro Coliseum)

## 2006-07

Record: 9-20, 0-14 ACC  
Head Coach: Mike Petersen

Date	Opponent	W	L	Score
11/10	Indiana <sup>1</sup>	W		75-53
11/12	Washington State <sup>1</sup>	W		45-37
11/14	Western Carolina	L		74-71
11/17	High Point	W		62-48
11/26	Wofford	W		74-72
11/24	Florida A&M	W		71-62
11/29	Towson	W		58-45
12/2	Charleston Southern	W		69-56
12/14	at Wright State	W		55-49
12/17	Winthrop	W		65-57
12/21	James Madison	L		57-47
12/30	Richmond	L		67-55
1/2	at Virginia Tech	L		74-54
1/5	Clemson	L		73-57
1/8	UNC Asheville	L		58-53
1/11	at Virginia	L		77-70
1/14	at NC State	L		80-57
1/18	Virginia Tech	L		74-34
1/21	at Maryland (3/3)	L		83-60
1/26	Winston-Salem State	W		82-66
1/28	Georgia Tech	L		58-45
2/1	NC State	L		79-53
2/8	at Miami	L		77-51
2/11	Duke (1/1)	L		45-77
2/15	at Clemson	L		76-53
2/18	Boston College	L		56-42
2/22	at North Carolina (4/4)	L		96-47
2/25	Florida State	L		74-57
3/1	vs. Florida State <sup>2</sup>	L		70-53

1 - Women's Sports Foundation Tournament (Lexington, Ky.)  
2 - ACC Tournament (Greensboro Coliseum)

## 2007-08

Record: 15-15, 2-12 ACC  
Head Coach: Mike Petersen

Date	Opponent	W	L	Score
11/13	USC Upstate	W		58-51
11/15	Charlotte	W		56-52
11/18	at James Madison	L		53-64
11/22	vs. Indiana <sup>1</sup>	W		55-53
11/23	vs. Texas A&M (11/10) <sup>1</sup>	W		53-46
11/24	vs.. Wichita State <sup>1</sup>	W		54-47
11/28	at Northwestern	W		60-45
12/02	Rice	W		79-46
12/05	Wright State	W		64-46
12/08	at Western Carolina	W		55-52
12/16	Radford	L		44-52
12/19	College of Charleston	W		70-39
12/21	Winston-Salem State	W		84-40
12/30	Longwood	W		57-26
1/3	Maryland (5/5)	L		49-83
1/6	Virginia	L		50-69
1/10	at Georgia Tech	L		47-57
1/14	Clemson	L		73-85
1/17	at Florida State	L		54-80
1/20	at Boston College	L		58-66
1/24	Savannah State	W		85-41
1/27	at NC State	L		38-63
1/31	North Carolina (3/3)	L		55-76
2/3	at Clemson	L		46-66
2/7	Virginia Tech	W		67-50
2/10	at Duke (11/12)	L		36-71
2/17	NC State	L		36-56
2/24	Miami	W		50-45
3/2	at Virginia Tech	L		56-61
3/6	vs. Florida State <sup>2</sup>	L		52-57

1 - Paradise Jam (US Virgin Islands)  
2 - ACC Tournament (Greensboro Coliseum)

## 2008-09

Record: 19-12, 5-9 ACC  
Head Coach: Mike Petersen

Date	Opponent	W	L	Score
11/17	UNC Greensboro	W		62-27
11/21	Appalachian State	W		68-35
11/24	Winston-Salem State	W		76-38
11/26	at Charlotte	W		75-67
11/29	Miami (Ohio)	W		81-59
12/3	South Carolina	W		74-57
12/6	Coppin State	W		74-53
12/15	Presbyterian	W		83-31
12/19	at Central Florida <sup>1</sup>	W		82-75 (OT)
12/21	vs. Mississippi <sup>1</sup>	W		77-58
12/28	East Tennessee	W		72-66
1/1	UNC Wilmington	W		72-58
1/6	at Richmond	L		45-33
1/8	at Maryland (14/15)	L		92-65
1/11	at Virginia (15/14)	L		77-59
1/15	Boston College	W		52-48
1/18	Clemson	L		64-60
1/29	at North Carolina (10/10)	L		77-66
2/1	at Miami	W		78-69
2/3	Georgia Tech	W		68-60
2/5	NC Central	W		63-48
2/8	at Clemson	W		71-66
2/12	at NC State	L		59-51
2/15	Virginia Tech	W		66-44
2/17	NC State	L		65-63 (OT)
2/22	at Virginia Tech	L		79-55
2/25	at Duke (10/11)	L		83-50
3/1	Florida State (11/12)	L		58-47
3/5	vs. NC State <sup>2</sup>	W		59-54
3/6	vs. Maryland (4/4) <sup>2</sup>	L		72-70
3/22	Georgetown <sup>3</sup>	L		72-61

1 - UCF Holiday Classic (Orlando, Fla.)  
2 - ACC Tournament (Greensboro Coliseum)  
3 - WNIT Tournament Second Round (LJVM Coliseum)

## 2009-10

Record: 18-14, 7-7 ACC  
Head Coach: Mike Petersen

Date	Opponent	W	L	Score
11/13	Jacksonville	W		64-47
11/18	South Florida	W		62-45
11/21	at Miami (Ohio)	W		78-62
11/23	Coppin State	W		62-40
11/25	High Point	W		76-52
11/29	Presbyterian	W		66-25
12/2	Illinois	L		65-50
12/5	at Georgetown	L		73-56
12/14	North Florida	W		60-57
12/17	at South Carolina	L		62-52
12/19	Wofford	W		85-55
12/28	at San Diego State <sup>1</sup>	L		63-62
12/30	vs. Valparaiso <sup>1</sup>	W		52-34
1/4	Richmond	L		64-54
1/7	Virginia Tech	W		66-63
1/10	at Duke (9/9)	L		65-51
1/14	at Georgia Tech (21/-)	L		72-66
1/17	Miami (25/-)	W		67-64
1/22	at NC State	L		49-51
1/24	Clemson	W		63-43
1/31	Virginia (20/21)	W		64-57
2/5	at Virginia Tech	W		58-51
2/7	at Florida State (16/12)	L		83-38
2/11	Maryland	L		70-65
2/14	at Boston College	W		60-56
2/18	North Carolina	L		65-59 (OT)
2/22	NC Central	W		76-63
2/25	NC State	W		66-50
2/28	at Clemson	L		67-62
3/4	vs. Miami <sup>2</sup>	W		66-65 (OT)
3/5	vs. Georgia Tech <sup>2</sup>	L		52-45
3/18	North Carolina A&T <sup>3</sup>	L		79-49

1 - San Diego St Tournament (San Diego, Calif.)  
2 - ACC Tournament (Greensboro Coliseum)  
3 - WNIT Second Round (LJVM Coliseum)

# YEAR-BY-YEAR RESULTS

## 2010-11

Record: 15-17, 5-9 ACC

Head Coach: Mike Petersen

Date	Opponent	W	L	Score
11/14	NC Central	W		111-47
11/18	SC State	W		95-36
11/21	William & Mary	W		82-64
11/26	vs Butler <sup>1</sup>	W		86-81 (OT)
11/27	at Notre Dame (16/16) <sup>1</sup>	L		69-92
11/28	vs IUPUI <sup>1</sup>	W		63-33
12/1	at Michigan	L		58-91
12/4	Georgetown (12/13)	L		49-64
12/14	at South Florida	L		54-63
12/17	at Jacksonville	L		66-72
12/20	UMES	W		60-51
12/22	Furman	W		84-35
12/29	Appalachian State	L		57-64
12/31	Princeton	L		63-71
1/3	SMU	W		66-49
1/6	Hampton	W		62-49
1/10	at NC State	L		59-80
1/13	Virginia Tech	W		62-54
1/17	Georgia Tech	L		46-54
1/20	at North Carolina (10/11)	L		56-71
1/23	Clemson	L		73-77 (OT)
1/28	at Maryland (14/13)	L		44-75
1/31	Boston College	W		82-64
2/3	at Virginia	L		46-73
2/6	at Virginia Tech	W		60-55
2/11	Duke (5/7)	L		39-82
2/17	Florida State (15/12)	L		79-82
2/21	at Miami (13/16)	L		46-74
2/24	at Clemson	W		86-64
2/27	NC State	W		100-94 (OT)
3/3	vs. Virginia <sup>2</sup>	W		74-68
3/4	vs. Duke (8/8) <sup>2</sup>	L		50-79

1 - WBCA Classic, South Bend, Ind.

2 - ACC Tournament, Greensboro Coliseum Complex

## 2011-12

Record: 20-14, 7-9 ACC

Head Coach: Mike Petersen

Date	Opponent	W	L	Score
11/15	Monmouth	W		88-54
11/18	Coppin State	W		80-58
11/20	Kansas	L		73-74
11/23	Mercer	W		90-44
11/25	Jacksonville	W		83-54
12/1	Minnesota	W		82-65
12/4	at Seton Hall	W		60-44
12/7	Radford	W		90-67
12/11	Delaware (22/25)	L		57-70
12/18	Howard	L		59-63 (OT)
12/21	at SMU	W		65-53
12/29	MD.-Eastern Shore	W		77-45
12/31	Davidson	W		68-66
1/6	Duke (7/6)	L		58-76
1/8	Boston College	W		72-58
1/12	at Georgia Tech	L		67-71
1/16	NC State	L		66-75
1/19	at Maryland (8/7)	L		58-86
1/22	Clemson	W		94-65
1/26	at Miami (10/8)	L		39-64
1/29	North Carolina (25/25)	L		71-75
2/2	at Duke (5/6)	L		43-75
2/5	at Boston College	W		73-60
2/9	Florida State	W		65-55
2/12	at NC State	W		70-57
2/16	Georgia Tech (20/22)	L		52-67
2/19	at Clemson	W		63-51
2/24	at Virginia	L		55-61
2/26	Virginia Tech	W		68-39
3/1	vs. Virginia Tech <sup>1</sup>	W		80-74
3/2	vs. Miami (7/7) <sup>1</sup>	W		81-74
3/3	vs. Maryland (6/5) <sup>1</sup>	L		58-73
3/15	at Charlotte <sup>2</sup>	W		72-61
3/18	at James Madison <sup>2</sup>	L		76-84 (OT)

1 ACC Tournament, Greensboro Coliseum Complex

2 WNIT

## 2012-13

Record: 13-19, 5-13 ACC

Head Coach: Jen Hoover

Date	Opponent	W	L	Score
11/11	Coppin State	W		82-75
11/14	UNC-Wilmington	W		60-59
11/18	at Kansas (-/25)	L		58-64
11/22	vs. Connecticut (2/2) <sup>1</sup>	L		34-95
11/23	vs. Purdue (14/12) <sup>1</sup>	L		53-67
11/24	vs. Marist <sup>1</sup>	L		66-81
11/29	at Illinois	L		82-95
12/1	Charleston Southern	W		77-57
12/4	Florida A&M	W		80-60
12/8	Seton Hall	W		64-63
12/22	at Virginia Tech	L		73-52
12/29	Campbell	W		84-68
12/31	Nevada	W		77-54
1/6	NC State	W		69-56
1/10	at Florida State (18/22)	W		80-72
1/13	Duke (4/5)	L		44-73
1/17	Clemson	L		64-74
1/20	at Boston College	W		92-87
1/24	Miami	L		78-79
1/27	Virginia	L		64-69
1/31	at Georgia Tech	L		82-89
2/3	at NC State	L		55-64
2/8	Maryland (7/7)	L		63-73
2/10	Boston College	W		61-59
2/14	at North Carolina (14/17)	L		56-76
2/17	at Duke (5/4)	L		70-81
2/21	Georgia Tech	L		64-82
2/25	at Virginia	W		73-68
2/28	Virginia Tech	L		52-62
3/3	at Maryland (9/9)	L		61-88
3/7	vs. Georgia Tech <sup>2</sup>	W		88-67
3/8	vs. Maryland (10/10) <sup>2</sup>	L		81-92

1 - Paradise Jam (St. Thomas Virgin Islands)

2 - ACC Tournament (Greensboro Coliseum)

## 2013-14

Record: 15-16, 5-11 ACC

Head Coach: Jen Hoover

Date	Opponent	W	L	Score
11/9	at Marquette	L		71-90
11/13	Campbell	W		73-65
11/15	at Delaware	L		61-71
11/19	Davidson	W		69-66
11/22	Radford	W		92-65
11/26	at Arizona	W		70-58
11/29	vs. California (20/20) <sup>1</sup>	L		61-84
11/30	at Nevada <sup>1</sup>	L		87-95
12/3	Belmont	W		69-49
12/16	UNC Wilmington	W		68-44
12/20	South Alabama	W		92-66
12/28	vs. Florida A&M <sup>2</sup>	W		79-63
12/29	at FIU <sup>2</sup>	W		86-79
1/4	Miami	L		53-84
1/9	at Maryland (6/6)	L		49-76
1/12	NC State (20/23)	L		54-62
1/16	at Georgia Tech	L		63-79
1/20	at Clemson	W		68-61
1/23	North Carolina (7/7)	L		65-83
1/26	at Boston College	W		56-50
1/30	Virginia	L		59-64
2/2	Florida State (23/25)	W		78-54
2/6	at NC State (14/17)	L		69-74
2/9	at Pitt	W		74-70
2/13	Virginia Tech	W		65-64
2/20	Notre Dame (2/2)	L		61-86
2/23	at Miami	L		64-72
2/27	at Duke (7/8)	L		56-71
3/2	Syracuse	L		54-64
3/5	vs. Pitt <sup>3</sup>	W		72-58
3/6	vs. N. Carolina (13/12) <sup>3</sup>	L		65-69

1 John Ascuaga's Nugget Classic (Reno, Nev.)

2 FIU Sun & Fun Classic (Miami, Fla.)

3 ACC Tournament (Greensboro Coliseum)

## 2014-15

Record: 13-20, 2-14 ACC

Head Coach: Jen Hoover

Date	Opponent	W	L	Score
11/15	Longwood	W		64-60
11/18	Tennessee Tech	W		89-64
11/21	Marquette	W		89-77
11/23	Coppin State	W		65-54
11/27	vs. Princeton <sup>1</sup>	L		55-72
11/28	vs. Charlotte <sup>1</sup>	W		65-58
11/29	vs. Montana <sup>1</sup>	W		73-60
12/3	at Michigan	L		69-83
12/7	Arizona	L		69-72 (OT)
12/14	at Richmond	L		72-79
12/18	Towson	W		74-64
12/20	Missouri	L		64-79
12/28	American	W		77-64
12/31	Western Carolina	W		77-59
1/4	at Duke (10/12)	L		63-70
1/8	at Virginia	L		70-72
1/11	Louisville (6/7)	L		68-79
1/15	at Syracuse (25/24)	L		62-73
1/18	NC State	L		70-78
1/23	at Virginia Tech	L		59-76
1/25	at Florida State (17/17)	L		80-110
1/29	Clemson	W		64-62
2/1	at Notre Dame (4/4)	L		63-92
2/5	Duke (15/15)	L		53-70
2/8	at NC State	L		55-71
2/12	Boston College	L		74-75
2/15	Pittsburgh	L		41-65
2/19	at North Carolina (17/14)	L		45-83
2/26	Miami	W		60-59
2/28	Georgia Tech	L		60-67
3/4	vs. Boston College <sup>2</sup>	W		69-53
3/5	vs. Syracuse (22/24) <sup>2</sup>	W		85-79
3/6	vs. Duke (16/16) <sup>2</sup>	L		68-77

1 - Cancun Challenge (Cancun, Mexico)

2 - ACC Tournament (Greensboro Coliseum)

## 2015-16

Record: 17-16, 6-10 ACC

Head Coach: Jen Hoover

Date	Opponent	W	L	Score
11/13	LSU	W		60-57
11/15	East Tennessee State	W		69-52
11/17	Davidson	W		77-58
11/22	at Missouri	L		81-94
11/25	La Salle	W		61-53
11/29	at American	W		71-70
12/2	Wisconsin	L		51-64
12/6	Belmont	L		64-78
12/14	Jacksonville	W		57-51
12/18	at Coastal Carolina	W		81-52
12/20	Richmond	W		43-33
12/28	vs. Hampton <sup>1</sup>	L		42-47
12/29	at FIU <sup>1</sup>	W		57-53
1/3	at NC State <sup>2</sup>	L		47-64
1/7	at Duke (18/16)	L		68-95
1/10	Virginia	L		50-52
1/14	at Miami (21/20)	L		60-71
1/17	Syracuse	L		65-91
1/21	North Carolina	W		75-63
1/24	at Boston College	W		65-59
1/28	Florida State (11/11)	L		55-96
1/31	at Louisville (14/14)	L		54-78
2/4	at Pittsburgh	W		60-49
2/7	NC State	W		63-58
2/11	at Clemson <sup>3</sup>	W		55-45
2/14	Duke	W		64-58
2/18	Notre Dame (2/3)	L		52-86
2/25	Virginia Tech	L		48-54
2/28	at Georgia Tech	L		51-66
3/2	vs. Clemson <sup>4</sup>	W		73-58

# YEAR-BY-YEAR RESULTS

3/3 vs. Georgia Tech <sup>4</sup>	L	65-67	1/28 at Louisville (4/4)	L	52-89
3/17 at Charlotte <sup>5</sup>	W	72-69	2/1 at Boston College	W	67-59
3/21 at Florida Gulf Coast <sup>5</sup>	L	48-67	2/7 at Duke (19/19)	L	51-59
1 Surfing Santa Classic (Miami, Fla.)			2/11 Syracuse	L	61-71
2 Broughton High School (Raleigh, N.C.)			2/15 Virginia Tech	W	73-56
3 Jervey Gym (Clemson, S.C.)			2/18 at NC State (25/25)	L	61-74
4 ACC Tournament (Greensboro Coliseum)			2/22 at Clemson	W	61-55
5 WNIT Game			2/25 Virginia	L	41-48
			2/28 vs. Pittsburgh <sup>3</sup>	W	72-38
			3/1 vs. Miami <sup>3</sup>	L	60-68

- 1 - Lady Redbel Roudup (Las Vegas, Nev.)
- 2 - ACC/Big Ten Challenge
- 3 - ACC Tournament (Greensboro, N.C.)

## 2016-17

Record: 16-16, 6-10 ACC  
Head Coach: Jen Hoover

Date	Opponent	W	L	Score
11/11	Navy	W		75-65
11/13	at LSU		L	57-60
11/17	Rutgers	W		55-43
11/20	Eastern Michigan	W		89-67
11/23	Furman	W		59-52
11/26	at Elon	W		78-68
11/30	at Illinois <sup>1</sup>	W		79-70
12/4	at Seton Hall		L	63-70
12/8	Xavier	W		58-45
12/10	Radford		L	60-68
12/18	Samford	W		51-40
12/21	VCU	W		60-54
12/31	at James Madison		L	76-85
1/5	at Notre Dame		L	72-92
1/8	NC State		L	50-65
1/12	Clemson	W		68-56
1/16	at Virginia Tech		L	70-72
1/19	at North Carolina	W		80-77
1/22	Georgia Tech	W		70-65 (OT)
1/26	Boston College	W		71-55
1/29	at Duke		L	43-71
2/2	Miami		L	56-79
2/5	Pittsburgh	W		57-48
2/9	at Florida State		L	60-102
2/12	at Virginia		L	57-60 (OT)
2/16	Duke		L	53-79
2/19	at NC State	W		89-77
2/23	at Syracuse		L	64-85
2/26	Louisville		L	46-75
3/2	vs. Virginia <sup>2</sup>		L	44-61
3/16	Bethune-Cookman <sup>3</sup>	W		71-42
3/19	at Middle Tennessee State <sup>3</sup>	L		66-73

- 1 - ACC/Big Ten Challenge - Champaign, Ill.
- 2 - ACC Tournament - Conway, S.C.
- 3 - WNIT

## 2017-18

Record: 14-17, 5-11 ACC  
Head Coach: Jen Hoover

Date	Opponent	W	L	Score
11/10	Texas Southern	W		73-56
11/12	Seton Hall		L	57-67
11/15	at Richmond	W		85-81
11/19	at Rutgers		L	51-65
11/25	vs. Minnesota <sup>1</sup>		L	81-93
11/26	vs. Hofstra <sup>1</sup>		L	66-69
11/30	at Penn State <sup>2</sup>		L	58-68
12/2	Elon	W		53-51
12/4	at Xavier	W		62-57
12/7	Appalachian State	W		78-49
12/9	Maryland Eastern Shore	W		92-50
12/18	Charlotte	W		71-69
12/21	at College of Charleston	W		77-40
12/31	Notre Dame (2/2)		L	73-96
1/4	at Pittsburgh	W		58-49
1/7	at Miami	W		61-50
1/11	Duke (16/18)		L	67-80
1/14	North Carolina		L	76-79 (OT)
1/18	Florida State (12/11)		L	79-81 (OT)
1/21	at Georgia Tech		L	67-79
1/25	NC State		L	68-82



# DEARICA HAMBY

## WAKE FOREST'S ALL-TIME LEADER IN...

Points in a Career | 1,801  
Points in a Season | 683  
Career Scoring Average | 22.0 ppg  
Rebounds in a Career | 1,021

Rebounds in a Season | 341  
Field Goals in a Season | 265  
Free Throws Made in a Season | 175  
Double-Doubles in a Season | 22

## FIRST WNBA DRAFT PICK IN PROGRAM HISTORY IN 2015



# DEMON DEACON BASKETBALL

NOV. 6 TOWSON  
NOV. 9 MERCER  
NOV. 11 RICHMOND  
NOV. 18 at VCU  
NOV. 21 XAVIER  
NOV. 24 at EAST CAROLINA  
NOV. 28 INDIANA<sup>^</sup>  
DEC. 2 ST. JOHN'S  
DEC. 5 at CHARLOTTE  
DEC. 8 MARYLAND EASTERN SHORE  
DEC. 17 JAMES MADISON<sup>&</sup>  
DEC. 19 vs. SOUTH CAROLINA STATE<sup>§</sup>  
DEC. 30 NORFOLK STATE  
JAN. 6 MIAMI \*  
JAN. 10 BOSTON COLLEGE\*  
JAN. 13 at NOTRE DAME\*  
JAN. 17 at NORTH CAROLINA\*  
JAN. 20 LOUISVILLE\*  
JAN. 24 at DUKE\*  
JAN. 27 at VIRGINIA\*  
JAN. 31 NC STATE\*  
FEB. 3 at FLORIDA STATE\*  
FEB. 7 CLEMSON\*  
FEB. 10 GEORGIA TECH\*  
FEB. 17 at SYRACUSE\*  
FEB. 21 at NC STATE\*  
FEB. 24 DUKE\*  
FEB. 28 PITTSBURGH\*  
MAR. 3 at VIRGINIA TECH\*  
MAR. 6-10 ACC TOURNAMENT

<sup>^</sup> ACC/BIG TEN CHALLENGE  
& SCHOOL DAY

<sup>§</sup> CAROLINAS COLLEGE CHALLENGE (MYRTLE BEACH, SC)

\*ACC GAME

