



The Record Book

Career Records



Jamie D'Antona



Jon Palmieri



John Hendricks

At Bats

1.	Jake Austin	1989-92	919
2.	Brian Shabosky	1987-90	879
3.	Corey Slavik	1998-01	871
4.	Ben Ingold	2002-05	870
5.	Jon Palmieri	1996-99	856
6.	Dave Lardieri	1994-97	792
7.	Ben Danosky	1996-99	780
8.	Andrew Riepe	1996-99	772
9.	Mark Melito	1991-95	761
10.	Chris Kowlicik	1989-92	755

Runs Scored

1.	Jon Palmieri	1996-99	230
2.	Jake Austin	1989-92	213
3.	Brian Shabosky	1987-90	198
4.	Chris Kowlicik	1989-92	196
5.	Tommy Gregg	1982-85	185
6.	Corey Slavik	1998-01	182
7.	Jamie D'Antona	2001-03	178
8.	Dave Lardieri	1994-97	177
9.	Danny Martz	1989-92	172
10.	Warren Sawkiw	1988-90	171

Hits

1.	Jon Palmieri	1996-99	338
2.	Jake Austin	1989-92	317
3.	Ben Ingold	2002-05	281
4.	Corey Slavik	1998-01	278
5.	Brian Shabosky	1987-90	277
6.	Dave Lardieri	1994-97	275
7.	Chris Kowlicik	1989-92	264
8.	Tommy Gregg	1982-85	250
9.	Warren Sawkiw	1988-90	247
10.	Jamie D'Antona	2001-03	244

Batting Average (Min. 175 AB)

1.	Billy Masse	1988	.422
2.	Bill Merrifield	1981-83	.400
3.	Jon Palmieri	1996-99	.395
4.	Cory Sullivan	2000-01	.382
5.	Adam Bourassa	2002-03	.376
6.	Tommy Gregg	1982-85	.374
7.	John Morabito	1985-87	.372
8.	Warren Sawkiw	1988-90	.367
9.	Wes Ragland	1985-86	.366
10.	Ryan Johnson	2001-03	.356

Doubles

1.	Jon Palmieri	1996-99	82
2.	Chris Kowlicik	1989-92	71
3.	Dave Lardieri	1994-97	67
4.	Andrew Riepe	1996-99	56
5.	Corey Slavik	1998-01	53
	Jake Austin	1989-92	53
	Mark Melito	1991-95	53

Triples

1.	Jake Austin	1989-92	13
2.	Jon Palmieri	1996-99	12
	Mark Melito	1991-95	12
4.	John Morabito	1985-87	11
	Tommy Gregg	1982-85	11

Home Runs

1.	Jamie D'Antona	2001-03	58
2.	Jake Austin	1989-92	55
3.	Kevin Bunn	1981-84	48
4.	Chris Kowlicik	1989-92	47
	Brick Smith	1978-81	47
6.	Bill Merrifield	1981-83	45
7.	Dave Lardieri	1994-97	42
8.	Danny Borrell	1998-00	37
	Jason Kramer	1992-95	37
10.	Jon Palmieri	1996-99	36

Runs Batted In

1.	Jamie D'Antona	2001-03	242
2.	Jon Palmieri	1996-99	241
3.	Jake Austin	1989-92	236
4.	Dave Lardieri	1994-97	210
5.	Corey Slavik	1998-01	195
6.	Chris Kowlicik	1989-92	181
7.	Warren Sawkiw	1988-90	179
8.	Bill Merrifield	1981-83	178
9.	Ryan Johnson	2000-03	177
10.	Danny Borrell	1998-00	174

Stolen Bases

1.	Tommy Gregg	1982-85	100
2.	Brian Shabosky	1987-90	64
3.	Nick Blue	2000-04	63
4.	Frank Harnisch	1977-80	58
5.	Jim Callison	1967-69	57
6.	Adam Bourassa	2002-03	55
7.	Ryan Hubbard	2002-03	54
8.	Cory Sullivan	2000-01	50
9.	Jake Austin	1989-92	48
	Marty Harnisch	1977-80	48

Bases on Balls

1.	Jamie D'Antona	2001-03	113
2.	Chris Kowlicik	1989-92	110
	Brian Shabosky	1987-90	110
4.	Brick Smith	1978-81	109
5.	Warren Sawkiw	1988-90	108
6.	Johnny Koons	1986-89	107
7.	Tommy Gregg	1982-85	106
	Jon Palmieri	1996-99	106
9.	Sean Gallaher	1986-89	105
10.	Stan Johnson	1976-79	104

Hit by Pitch

1.	Ryder Mathias	2001-05	42
2.	Jason Aquilante	1998-01	34
3.	Matt Miller	2004-05	28
4.	Corey Slavik	1998-01	29
	Ben Ingold	2002-05	24

Sacrifice Hits

1.	Jason Aquilante	1998-01	26
2.	Deron Weston	1988-91	22
3.	Nick Blue	2000-04	21
4.	Andrew Johnson	1992-95	20
5.	Neil Avent	1986-89	18

Sacrifice Flies

1.	Jon Palmieri	1996-99	26
2.	Corey Slavik	1998-01	20
3.	Jake Austin	1989-92	19
4.	Danny Borrell	1998-00	18
5.	Jamie D'Antona	2001-03	17
	Ryan Johnson	2000-03	17

Appearances

1.	Dave Bush	1999-02	142
2.	Frank Humber	1986-89	86
3.	Buddy Jenkins	1987-91	85
4.	Adam Hanson	2001-03	84
5.	John Hendricks	1996-99	79
6.	Mike Ramseyer	1994-97	74
7.	Keith Ksansnak	1983-86	69
8.	Bobby Wood	1993-96	68
9.	Matt Briggs	1996-00	65
10.	Michael Holmes	1994-97	64

Innings Pitched

1.	John Hendricks	1996-99	409.2
2.	Frank Humber	1986-89	348.2
3.	Mike MacDougal	1997-99	303.0
4.	Kyle Sleeth	2001-03	293.0
5.	Ross Atkins	1992-95	285.1
6.	Merle Henkel	1974-77	282.2
7.	Buddy Jenkins	1987-91	282.0
8.	Mike Buddie	1990-92	273.1
9.	Warren Newton	1978-81	272.2
10.	Moe Bauer	1947-50	270.2

Saves

1.	Dave Bush	1999-02	38
2.	Keith Ksansnak	1983-86	17
3.	Buddy Jenkins	1987-91	16
	Bret Wagner	1992-94	16
5.	Frank Humber	1986-89	15

Earned Run Avg. (Min. 100 IP)

1.	Bob Muller	1960-62	2.14
2.	Bob Plemmons	1959-61	2.49
3.	Steve Wrenn	1965-67	2.52
4.	Chuck Irving	1976-77	2.59
5.	Lou Howard	1963-64	2.62
6.	Don Roth	1960-62	2.65
	Jack McGinley	1955-57	2.65
8.	Merle Henkel	1974-77	2.90
9.	Frank Christie	1963-64	2.92
10.	John Stokoe	1955-57	2.94

Victories

1.	John Hendricks	1996-99	34
2.	Kyle Sleeth	2001-03	31
3.	Frank Humber	1986-89	29
4.	Mike MacDougal	1997-99	25
	Scott Siemon	1998-01	25
6.	Marc Palmieri	1990-93	24
7.	Eric Schmitt	1997-00	23
8.	Warren Newton	1978-81	22
	Moe Bauer	1947-50	22
10.	Kevin Jarvis	1988-91	21
	Bob Plemmons	1959-61	21
	Ross Atkins	1992-95	21

Win/Loss Pct. (10+ Decisions)

1.	Eric Schmitt	1997-00	23-3 .885
2.	Kyle Sleeth	2001-03	31-6 .838
3.	Scott Siemon	1998-01	25-5 .833
4.	Lefty Davis	1954-56	20-5 .800
	Buck Fichter	1955-57	8-2 .800
6.	Bobby Biddix	1962-64	11-3 .786
	Moe Bauer	1947-50	22-6 .786
8.	Marc Palmieri	1990-93	24-7 .774
9.	Bob Muller	1960-62	10-3 .769
10.	Ben Clayton	2000-02	13-4 .765

Strikeouts

1.	John Hendricks	1996-99	312
2.	Mike MacDougal	1997-99	288
3.	Buddy Jenkins	1987-91	277
4.	Kyle Sleeth	2001-03	271
5.	Frank Humber	1986-89	269
6.	Ross Atkins	1992-95	250
7.	Dave Bush	1999-02	249
8.	Mike Buddie	1990-92	235
9.	Eric Schmitt	1997-00	233
10.	Bob Plemmons	1959-61	230

Single-Season Records



Scott Daeley

Batting Average

1. Bill Merrifield	1983	.476
2. Jon Palmieri	1998	.438
3. Tommy Gregg	1985	.428
4. Billy Masse	1988	.422
5. Frank McRae	1956	.419
6. Adam Bourassa	2002	.412
Jon Palmieri	1999	.412
8. Brick Smith	1981	.410
9. Joe Fuhlgum	1950	.409
10. George Miller	1956	.408

Runs Scored


1. Cory Sullivan	2001	85
2. Scott Daeley	1999	83
Billy Masse	1988	83
4. Jon Palmieri	1999	81
5. Chris Kowalcik	1991	80
6. Jon Palmieri	1998	73
7. Josh Itzoe	1997	72
8. Adam Bourassa	2002	71
Cory Sullivan	2000	71
10. Matt Antonelli	2005	68
Dave Lardieri	1997	68

Hits

1. Jon Palmieri	1998	112
Jon Palmieri	1999	112
3. Adam Bourassa	2002	103
Cory Sullivan	2001	103
5. Cory Sullivan	2000	102
6. Billy Masse	1988	94
7. Jamie D'Antona	2001	92
8. Scott Daeley	1999	91
9. Warren Sawkiw	1989	90
10. Chris Kowalcik	1992	90

Runs Batted In

1. Jon Palmieri	1999	94
2. Jamie D'Antona	2002	83
3. Jamie D'Antona	2003	82
4. Jon Palmieri	1998	78
5. Ryan Johnson	2002	77
Jamie D'Antona	2001	77
Billy Masse	1988	77
8. Danny Borrell	1999	73
Jake Austin	1990	73
10. Dave Lardieri	1997	72



Matt Antonelli

Doubles

1. Jon Palmieri	1998	30
2. Scott Daeley	1999	27
3. Chris Kowalcik	1991	26
4. Warren Sawkiw	1989	25
5. J.B. Tucker	2005	24
6. Billy Masse	1988	23
George Coghill	1991	23
8. Matt Antonelli	2005	22
9. Five Tied with		21

Triples

1. Charlie Teague	1949	7
Wes Ragland	1986	7
3. Linwood Holt	1955	5
Roger Coon	1962	5
Tommy Gregg	1982	5
John Morabito	1987	5

Home Runs

1. Billy Masse	1988	24
2. Jamie D'Antona	2003	21
3. Jamie D'Antona	2002	20
Danny Borrell	1999	20
Bill Merrifield	1982	20
Chris Kowalcik	1991	20
7. Jon Palmieri	1999	18
Brick Smith	1981	18
Dave Lardieri	1997	18
10. Six tied with		17

Bases on Balls

1. Matt Antonelli	2005	57
2. Billy Masse	1988	55
3. Scott Daeley	1998	48
4. Jamie D'Antona	2002	47
5. Warren Sawkiw	1990	46
Eddie Avila	1981	46
7. Mark Melito	1995	45
8. Johnny Koons	1987	43
9. Brick Smith	1981	42
Kyle Wagner	1994	42
Bret Wagner	1994	42

Stolen Bases

1. Tommy Gregg	1985	41
2. Ryan Hubbard	2003	35
Billy Masse	1988	35
4. Jim Callison	1969	34



Cory Sullivan

5. Adam Bourassa	2003	29
6. Cory Sullivan	2001	27
7. Adam Bourassa	2002	26
Tommy Gregg	1982	26
9. Scott Daeley	1999	24
10. Cory Sullivan	2000	23
Jake Austin	1992	23
Brian Shabosky	1988	23
Marty Harnisch	1979	23
Nick Blue	2004	23

Hit by Pitch

1. Ryder Mathias	2005	29
2. Matt Miller	2005	18
3. Cory Sullivan	2001	15
4. Jason Aquilante	2000	14
5. Jason Aquilante	1999	12
6. Ben Ingold	2002	11
Corey Slavik	2001	11
Kyle Wagner	1995	11

Victories

1. Kyle Sleeth	2002	14
2. John Hendricks	1998	13
Mike MacDougal	1999	13
4. Scott Siemon	1999	12
5. Moe Bauer	1950	11
Scott Siemon	2000	11
7. Kyle Sleeth	2001	10
John Hendricks	1999	10
Jeremy Ward	1998	10
Ross Atkins	1995	10
Mike Buddie	1992	10
Lefty Davis	1955	10

Win/Loss Record (Min. 7 Dec.)

1. Kyle Sleeth	2002	14-0
2. Moe Bauer	1950	11-0
3. Warren Newton	1979	7-0
Cory Sullivan	2001	7-0

Earned Run Average (Min. 20 IP)

1. Jerry West	1960	0.41
2. Bill Lovingood	1957	0.58
3. Bill Dillman	1965	0.80
4. Bob Muller	1961	1.37
5. George Hall	1980	1.46
6. Steve Wrenn	1965	1.50
7. Buddy Jenkins	1990	1.57



Kyle Sleeth

8. John Stokoe	1956	1.58
9. Dave Bush	2002	1.64
10. Don Roth	1961	1.85
Frank Christie	1964	1.85

Strikeouts

1. Mike Buddie	1992	138
2. Mike MacDougal	1999	117
3. Kyle Sleeth	2002	113
4. John Hendricks	1998	111
5. Bret Wagner	1994	107
6. Mark Seaver	1996	109
7. Kyle Sleeth	2003	102
8. Mark Seaver	1995	97
9. Moe Bauer	1950	92
10. Ross Atkins	1995	91

Innings Pitched

1. John Hendricks	1998	143.1
2. John Hendricks	1999	130.2
3. Mike Buddie	1992	122.2
4. Mike MacDougal	1999	120.1
5. Kyle Sleeth	2002	118.1
6. Steve DeFranco	1992	108.1
7. Bret Wagner	1994	106.2
8. Jeremy Ward	1998	104.1
9. Mark Seaver	1996	104.0
Ross Atkins	1995	104.0

Saves

1. Dave Bush	2001	16
2. Buddy Jenkins	1991	14
3. Dave Bush	2002	13
4. Frank Humber	1989	12
5. Bret Wagner	1993	10

Appearances

1. Dave Bush	2001	41
2. Dave Bush	2002	40
3. Dave Bush	2000	36
4. Kyle Young	2005	33
Adam Hanson	2002	33
Frank Humber	1989	33
Buddy Jenkins	1991	33

Single-Game Records



Corey Slavik



Josh Itzoe



Ryan Johnson



Ryan Hubbard

Hits

- 7, Ryan Hubbard vs. Maryland (3.16.03)
- 6, Billy Masse vs. Liberty (3.25.88)
- 6, Brian Grief vs. Francis Marion (3.13.83)
- 6, Ben Ingold vs. Clemson (5.14.05)

Runs Scored

- 6, Corey Slavik vs. High Point (2.21.00)
- 6, Don Hill vs. Greenville State (3.31.78)
- 5, Matt Antonelli vs. Virginia (3.5.05)**
- 5, Ryan Hubbard vs. Maryland (3.16.03)
- 5, Corey Slavik vs. Davidson (2.24.00)
- 5, Danny Borrell vs. Davidson (2.24.00)
- 5, Scott Daeley vs. Georgia Tech (4.16.99)
- 5, Jon Palmieri vs. Georgia Tech (4.16.99)
- 5, Jason Kramer vs. Maryland (4.9.94)
- 5, Mark Melito vs. MD-East. Shore (2.19.94)
- 5, Jake Austin vs. UNC Asheville (3.9.92)
- 5, Brian Shabosky vs. E. Tenn. St. (3.28.90)

Runs Batted In

- 9, Paul Reinish vs. Radford (4.24.89)
- 9, Warren Sawkiw vs. E. Tenn. St. (3.22.90)
- 8, Danny Borrell vs. Liberty (5.13.99)
- 8, Billy Masse vs. Liberty (3.25.88)
- 8, Bill Merrifield vs. Wingate (4.13.82)
- 7, Danny Borrell vs. Davidson (2.24.00)
- 7, Matt Price vs. High Point (2.21.00)
- 7, Jon Palmieri vs. Siena (NCAA) (5.28.99)
- 7, Jon Palmieri vs. UNC Asheville (5.10.99)
- 7, Mark Melito vs. Maryland (5.18.95)
- 7, Dave Lardieri vs. Connecticut (3.10.95)
- 7, Chris Smith vs. C.W. Post (3.27.91)
- 7, Mark Melito vs. Campbell (4.23.92)
- 7, Billy Masse vs. Florida Int'l (2.14.88)
- 7, Bill Merrifield vs. Lenoir-Rhyne (4.3.81)
- 7, Bob Hely vs. Old Dominion (3.5.77)

Doubles

- 3, Matt Antonelli vs. Duke (ACC) (5.24.05)**
- 3, Ryan Johnson vs. Wofford (4.23.03)
- 3, Ryan Johnson vs. App. State (4.15.03)
- 3, Chris Getz vs. NC State (4.12.03)
- 3, Jamie D'Antona vs. Wofford (3.12.03)
- 3, Stephen Ghutzman vs. ODU (3.28.01)
- 3, Jamie D'Antona vs. Penn State (2.10.01)
- 3, Jon Palmieri vs. Maryland (4.20.97)
- 3, Chris Kowalik vs. N.C. A&T (4.29.92)
- 3, Steve DeFranco vs. Norfolk St. (3.25.92)
- 3, Brian Shabosky vs. Connecticut (3.14.89)
- 3, Warren Sawkiw vs. VMI (3.8.88)
- 3, Brian Grief vs. Francis Marion (3.13.83)

Triples

- 2, Bob Hely vs. Old Dominion (3.5.77)

Home Runs

- 3, Jamie D'Antona vs. TN Tech** (5.26.01)
- 3, Josh Itzoe vs. Clemson (3.28.97)
- 3, Dave Lardieri vs. Winthrop (5.1.96)
- 3, Jason Kramer vs. Maryland (4.9.94)
- 3, Chris Smith vs. C.W. Post (3.27.91)
- 3, Paul Reinisch vs. Radford (4.24.89)
- 3, Bill Merrifield vs. Wingate (4.13.82)
- 3, Kevin Bunn vs. Catawba (3.25.82)

Stolen Bases

- 5, Tommy Gregg vs. Elon (3.8.84)
- 5, Nick Blue vs. Maryland (5.25.04)
- 4, Ryan Hubbard vs. Maryland (3.16.03)
- 4, Billy Masse vs. Davidson (3.16.88)
- 4, Nick Blue vs. Maryland (4.19.02)

Putouts

- 18, Jon Palmieri vs. Florida State (3.14.98)
- 18, Jason Kramer vs. UNCW (3.25.95)
- 17, Jon Palmieri vs. Kent (3.26.97)
- 17, Kevin Troup vs. Elon (2.18.97)
- 17, Wiley Warren vs. Notre Dame (6.18.49)
- 17, Wiley Warren vs. North Carolina (5.17.48)
- 16, Ryder Mathias vs. G. Wash (5.31.02)
- 16, Jason Kramer vs. North Carolina (5.9.95)
- 16, Colin Meagher vs. Maryland (4.22.83)
- 16, Wiley Warren vs. Mich. State (3.30.48)

Assists

- 11, Josh Moody vs. North Carolina (5.9.95)
- 10, Andy Goff vs. Virginia (3.5.05)**
- 9, Jamie D'Antona vs. Davidson (4.17.03)
- 9, Chris Getz vs. North Carolina (3.23.03)
- 9, Larry Marino vs. Davidson (3.20.96)
- 9, Mark Melito vs. Davidson (4.16.92)
- 9, Brian Shabosky vs. VCU (4.26.90)

Errors

- 3, on 17 occasions
- Most Recent: Ben Ingold vs. Davidson 4.17.03*

Strikeouts

- 18, Erik Hanson vs. Virginia (4.17.85)
- 14, John Stokoe vs. Florida (1957)
- 13, Kyle Sleeth vs. Duke (3.28.03)
- 13, Ben Clayton vs. UNCG (3.22.00)
- 13, Mark Seaver vs. Virginia (4.21.96)
- 13, Mark Seaver vs. North Carolina (3.30.96)
- 13, Mike Buddie vs. Florida State (4.17.92)

Walks

- 11, Steve Waite vs. NC State (4.16.75)
- 10, George Hall vs. Charlotte (4.15.81)
- 9, Craig Gourlay vs. Clemson (5.14.86)
- 9, Craig Gourlay vs. Charlotte (3.18.84)
- 9, Mike MacDougal vs. UNO (2.20.98)

Most Runs by Wake Forest

- 30 vs. Davidson (2.24.00) W, 30-4
- 30 vs. Campbell (4.23.92) W, 30-1
- 30 vs. UNC Asheville (3.9.92) W, 30-7
- 30 vs. Campbell (3.12.79) W, 30-5
- 28 vs. Rhode Island (3.18.88) W, 28-1
- 26 vs. Wofford (3.12.03) W, 26-8
- 26 vs. App. State (2.11.03) W, 26-1
- 26 vs. Greenville State (3.31.78) W, 26-2
- 26 vs. Davidson (4.26.60) W, 26-7

Most Runs by an Opponent

- 29 by NC State (3.29.84) L, 29-10
- 27 by Florida State (5.21.04) L, 3-27
- 24 by Northwestern (2.25.96) L, 24-21
- 22 by Clemson (3.30.86) L, 22-2
- 21 by several opponents

Most Hits by Wake Forest

- 30 vs. Campbell (4.23.92) W, 30-1
- 29 vs. Davidson (2.24.00) W, 30-4
- 28 vs. UNC Asheville (3.9.92) W, 30-7
- 28 vs. E. Tenn. St. (3.28.90) W, 21-4
- 28 vs. Liberty (3.25.88) W, 23-5

Most Hits by an Opponent

- 25 by NC State (3.29.84) L, 29-10
- 24 by NC State (4.11.98) L, 21-4
- 24 by Clemson (3.30.97) L, 18-7
- 24 by Northwestern (2.25.96) L, 24-21
- 23 by several opponents

Most Hits in One Inning WFU

- 14 vs. Campbell (4.23.92) W, 30-1

Most Consecutive Hits

- 7 vs. Campbell (4.23.92) W, 30-1

Most Runs in One Inning

- 16 vs. Campbell (4th, 4.23.92) W, 30-1
- 13 vs. Wofford (6th, 3.12.03) W, 26-8
- 13 vs. Albany (6th, 3.6.03) W, 25-1
- 12 vs. Duke (1st, 4.6.88) W, 21-4
- 11 on seven occasions

Most Recent: vs. App State (2nd, 2.11.03) W 26-1

Most Runs in One Inning Opp.

- 11 by Georgia Tech (7th, 4.13.01) L, 18-11
- 11 by Northwestern (5th, 2.25.96) L, 24-21
- 11 by Florida State (7th, 3.23.94) L, 15-4
- 11 by Maryland (4.11.76) L, 15-12
- 10 by Duke (1st, 4.21.83) L, 14-13

Most Combined Runs

- 45 - Northwestern 24, WF 21 (2.25.96)
- 41 - Georgia Tech 21, WF 20 (4.4.81)
- 39 - NC State 29, WF 10 (3.29.84)
- 37 - WF 30, UNC Asheville 7 (3.9.92)
- 35 - NC State 21, WF 14 (3.24.91)
- 34 - WF 26, Wofford 8 (3.12.03)
- 34 - WF 30, Davidson 4 (2.24.00)
- 33 - WF 21, Liberty 12 (4.22.03)
- 33 - WF 20, Maryland 13 (ACC) (5.24.05)

Most Errors by Wake Forest

- 8 vs. Auburn (4.2.66) L, 12-5
- 7 vs. UNCG (4.10.97) L, 12-6
- 7 vs. UNCW (3.12.96) W, 14-13

Longest Winning Streak

- 20 - 1949
- 15 - 1999
- 12 - 1950, 2002
- 11 - 2000, 1990, 1971, 1961, 1955
- 10 - 2002

Longest Losing Streak

- 14 - 1974, 1975
- 13 - 2004
- 10 - 1987, 1974, 1973, 1971

Yearly Leaders



Dave Lardieri

Batting Average	
1954	Bill Livengood .378
1955	Linwood Holt .352
1956	Frank McRae .419
1957	Jack Phillips .348
1958	Rex McMillan .397
1959	Jay Franklin .390
1960	Charlie Forte .357
1961	Roger Coon .318
1962	Roger Coon .360
1963	Wayne Martin .382
1964	Mike Budd .370
1965	Bill Malloy .280
1966	Tommy Cole .333
1967	Steve Wrenn .329
1968	Digit Laughridge .333
1969	Bruce Bergman .368
1970	Craig Robinson .363
1971	Pat Jones .263
1972	Rich Eschen .281
1973	Dave Evans .308
1974	Ken Miller .260
1975	Jerry Schellenberg .299
1976	Stan Johnson .344
1977	Ken Gerrity .390
1978	Ken Gerrity .329
1979	Chris Hurd .336
1980	Brick Smith .307
1981	Brick Smith .410
1982	Tommy Gregg .407
1983	Bill Merrifield *.476
1984	Brian Grief .365
1985	Tommy Gregg .429
1986	John Morabito .393
1987	Rob Stiegele .370
1988	Billy Masse .422
1989	Warren Sawkiw .405
1990	Danny Martz .367
1991	Chris Kowilcik .374
1992	Chris Kowilcik .383
1993	Brad Pryce .324
1994	Jason Kramer .366
1995	Dave Lardieri .373
1996	Josh Itzoe .325
1997	Dave Lardieri .363
1998	Jon Palmieri .438
1999	Jon Palmieri .412
2000	Cory Sullivan .374
2001	Cory Sullivan .390
2002	Adam Bourassa .412
2003	Ryan Johnson .369
2004	Ben Ingold .361
2005	Matt Antonelli .332

Hits	
1954	Luke McKeel 28
1955	T. Cole/F. McRae 42
1956	Frank McRae 31
1957	Jack Phillips 24
1958	Buster Ledford 34
1959	Jay Franklin 30
1960	Charlie Foret 30
1961	Roger Coon 34

1962	Roger Coon	40
1963	Wayne Martin	58
1964	Mike Budd	40
1965	T. Cole/L. Nesbit	32
1966	Tommy Cole	30
1967	Steve Wrenn	24
1968	Digit Laughridge	30
1969	Digit Laughridge	44
1970	Craig Robinson	45
1971	Jim Eschen	25
1972	R. Eschen/P. McHenry	25
1973	Tom Dawkins	26
1974	Ken Miller	26
1975	Jerry Schellenberg	26
1976	Stan Johnson	44
1977	Ken Gerrity	67
1978	Bob Hely	50
1979	Bob Hely	47
1980	Marty Harnisch	31
1981	Brick Smith	57
1982	Tommy Gregg	66
1983	Bill Merrifield	68
1984	Brian Grief	58
1985	Tommy Gregg	86
1986	John Morabito	88
1987	Anthony Maisano	73
1988	Billy Masse	94
1989	Warren Sawkiw	90
1990	Warren Sawkiw	85
1991	Chris Kowilcik	80
1992	Chris Kowilcik	90
1993	David Hedgecoe	66
1994	Jason Kramer	79
1995	Dave Lardieri	78
1996	Josh Itzoe	80
1997	D. Lardieri/J. Itzoe	82
1998	Jon Palmieri	*112
1999	Jon Palmieri	*112
2000	Cory Sullivan	102
2001	Cory Sullivan	103
2002	Adam Bourassa	103
2003	Jamie D'Antona	77
2004	Ben Ingold	78
2005	J.B. Tucker	79

Runs	
1954	Dickie Harris 21
1955	Luke McKeel 37
1956	Frank McRae 21
1957	Bill Barnes 20
1958	Rex McMillan 19
1959	Buster Ledford 19
1960	Jerry Goodman 24
1961	Roger Coon 28
1962	B. Scripture/D. Nichols 36
1963	Bill Scripture 47
1964	Bill Scripture 33
1965	T. Cole/L. Nesbit 18
1966	Steve Wrenn 18
1967	Steve Wrenn 13
1968	Bruce Bergman 17
1969	Jim Callison 28
1970	Craig Robinson 27
1971	Jim Eschen 16
1972	Pat McHenry 15
1973	Tom Dawkins 15
1974	Ken Miller 13
1975	Ken Miller 20
1976	Kenny Baker 31
1977	Kenny Baker 51
1978	Steve Hanson 34
1979	Marty Harnisch 41
1980	Marty Harnisch 32
1981	Brick Smith 51
1982	B. Merrifield/T. Gregg 45
1983	Bill Merrifield 49
1984	Tommy Gregg 46
1985	Tommy Gregg 56
1986	Mike Wilcox 56



Adam Bourassa

At Bats	
1954	Luke McKeel 91
1955	Luke McKeel 146
1956	Frank McRae 74
1957	Bill Barnes 75
1958	Buster Ledford 87
1959	Buster Ledford 85
1960	Jerry Goodman 88
1961	Bill Covington 122
1962	Donnie Nichols 129
1963	Walt Noell 155
1964	Dave Miller 118
1965	T. Cole/L. Nesbit 115
1966	Tommy Cole 90
1967	Billy Myers 94
1968	Bruce Bergman 109
1969	Craig Robinson 129
1970	Craig Robinson 124
1971	Jim Eschen 98
1972	Pat McHenry 92
1973	Tom Dawkins 89
1974	Rich Eschen 102
1975	Ken Jones 104
1976	Bob Hely 139
1977	John Zeglinski 190
1978	Brick Smith 143
1979	Brick Smith 144
1980	Allen Bumgardner 114
1981	Bill Merrifield 163
1982	Bill Merrifield 167
1983	Bill Merrifield 143
1984	Mike Wilcox 166
1985	Tommy Gregg 201
1986	John Morabito 224
1987	John Morabito 207
1988	Brian Shabosky 230
1989	Warren Sawkiw 222
1990	Brian Shabosky 246
1991	Chris Kowilcik 238
1992	Chris Kowilcik 235
1993	David Hedgecoe 215
1994	Brad Pryce 233
1995	Jason Kramer 239
1996	Josh Itzoe 246
1997	Josh Itzoe 236
1998	Ben Danosky *274
1999	Jon Palmieri 272
2000	Cory Sullivan 273
2001	Cory Sullivan 264
2002	Adam Bourassa 250
2003	Adam Bourassa 239
2004	Brad Scioletti 217
2005	J.B. Tucker 245

Runs Batted In	
1954	Linwood Holt 15
1955	Frank McRae 34
1956	Frank McRae 25
1957	J. Stokoe/J. Phillips 16
1958	Buster Ledford 17
1959	Charlie Forte 20
1960	Paul Wilner 26
1961	Roger Coon 38
1962	Roger Coon 39
1963	Bill Scripture 54
1964	Wayne Martin 37
1965	Tommy Cole 25
1966	Tommy Cole 18
1967	Steve Wrenn 20
1968	Digit Laughridge 15
1969	Digit Laughridge 23
1970	Jim Eschen 22
1971	Jim Eschen 13
1972	Rich Eschen 12
1973	Jay Pennington 23
1974	Frank Mariani 11
1975	Bill Conwell 17
1976	Stan Johnson 28
1977	Kenny Baker 49
1978	Bob Hely 43
1979	Brick Smith 46
1980	Allen Bumgardner 28
1981	Brick Smith 45
1982	Bill Merrifield 61
1983	Bill Merrifield 64
1984	Kevin Bunn 38
1985	John Morabito 43
1986	Wes Ragland 52
1987	Rob Stiegele 51
1988	Billy Masse 77
1989	Warren Sawkiw 61
1990	Warren Sawkiw 69
1991	Chris Kowilcik 63
1992	Chris Kowilcik 65
1993	David Hedgecoe 41
1994	Jason Kramer 54
1995	Jason Kramer 65

At Bats	
1954	Luke McKeel 91
1955	Luke McKeel 146
1956	Frank McRae 74
1957	Bill Barnes 75
1958	Buster Ledford 87
1959	Buster Ledford 85
1960	Jerry Goodman 88
1961	Bill Covington 122
1962	Donnie Nichols 129
1963	Walt Noell 155
1964	Dave Miller 118
1965	T. Cole/L. Nesbit 115
1966	Tommy Cole 90
1967	Billy Myers 94
1968	Bruce Bergman 109
1969	Craig Robinson 129
1970	Craig Robinson 124
1971	Jim Eschen 98
1972	Pat McHenry 92
1973	Tom Dawkins 89
1974	Rich Eschen 102
1975	Ken Jones 104
1976	Bob Hely 139
1977	John Zeglinski 190
1978	Brick Smith 143
1979	Brick Smith 144
1980	Allen Bumgardner 114
1981	Bill Merrifield 163
1982	Bill Merrifield 167
1983	Bill Merrifield 143
1984	Mike Wilcox 166
1985	Tommy Gregg 201
1986	John Morabito 224
1987	John Morabito 207
1988	Brian Shabosky 230
1989	Warren Sawkiw 222
1990	Brian Shabosky 246
1991	Chris Kowilcik 238
1992	Chris Kowilcik 235
1993	David Hedgecoe 215
1994	Brad Pryce 233
1995	Jason Kramer 239
1996	Josh Itzoe 246
1997	Josh Itzoe 236
1998	Ben Danosky *274
1999	Jon Palmieri 272
2000	Cory Sullivan 273
2001	Cory Sullivan 264
2002	Adam Bourassa 250
2003	Adam Bourassa 239
2004	Brad Scioletti 217
2005	J.B. Tucker 245

Doubles	
1954	Dickie Harris 5
1955	Bill Barnes 10
1956	George Miller 8
1957	G. Miller/A. Baker 4
1958	Rex McMillan 6
1959	Charlie Forte 5
1960	P. Wilner/P. Williams 5
1961	Pat Williams 7
1962	Bill Scripture 11
1963	Bill Scripture 13
1964	Bill Scripture 9
1965	Tommy Cole 8
1966	T. Cole/S. Wrenn 4

1996	Pat Malloy	53
1997	Dave Lardieri	72
1998	Jon Palmieri	78
1999	Jon Palmieri	*94
2000	Danny Borrell	60
2001	Jamie D'Antona	77
2002	Jamie D'Antona	83
2003	Jamie D'Antona	82
2004	Steve LeFavre	57
2005	J.B. Tucker	65

At Bats	
1954	Luke McKeel 91
1955	Luke McKeel 146
1956	Frank McRae 74
1957	Bill Barnes 75
1958	Buster Ledford 87
1959	Buster Ledford 85
1960	Jerry Goodman 88
1961	Bill Covington 122
1962	Donnie Nichols 129
1963	Walt Noell 155
1964	Dave Miller 118
1965	T. Cole/L. Nesbit 115
1966	Tommy Cole 90
1967	Billy Myers 94
1968	Bruce Bergman 109
1969	Craig Robinson 129
1970	Craig Robinson 124
1971	Jim Eschen 98
1972	Pat McHenry 92
1973	Tom Dawkins 89
1974	Rich Eschen 102
1975	Ken Jones 104
1976	Bob Hely 139
1977	John Zeglinski 190
1978	Brick Smith 143
1979	Brick Smith 144
1980	Allen Bumgardner 114
1981	Bill Merrifield 163
1982	Bill Merrifield 167
1983	Bill Merrifield 143
1984	Mike Wilcox 166
1985	Tommy Gregg 201
1986	John Morabito 224
1987	John Morabito 207
1988	Brian Shabosky 230
1989	Warren Sawkiw 222
1990	Brian Shabosky 246
1991	Chris Kowilcik 238
1992	Chris Kowilcik 235
1993	David Hedgecoe 215
1994	Brad Pryce 233
1995	Jason Kramer 239
1996	Josh Itzoe 246
1997	Josh Itzoe 236
1998	Ben Danosky *274
1999	Jon Palmieri 272
2000	Cory Sullivan 273
2001	Cory Sullivan 264
2002	Adam Bourassa 250
2003	Adam Bourassa 239
2004	Brad Scioletti 217
2005	J.B. Tucker 245

Doubles	
1954	Dickie Harris 5
1955	Bill Barnes 10
1956	George Miller 8
1957	G. Miller/A. Baker 4
1958	Rex McMillan 6
1959	Charlie Forte 5
1960	P. Wilner/P. Williams 5
1961	Pat Williams 7
1962	Bill Scripture 11
1963	Bill Scripture 13
1964	Bill Scripture 9
1965	Tommy Cole 8
1966	T. Cole/S. Wrenn 4



Ben Ingold

1967	Dwight Bartlett	6
1968	Bill Heitman	6
1969	Digit Laughridge	16
1970	Craig Robinson	12
1971	Jim Eschen	13
1972	Rich Eschen	8
1973	Jay Pennington.	5
1974	Frank Mariani	11
1975	Jerry Schellenberg	8
1976	John Zeglinski	9
1977	Kenny Baker	13
1978	Bob Hely	11
1979	B. Hely/S. Johnson	10
1980	Marty Harnisch	7
1981	Greg Lefelar	10
1982	Tommy Gregg	13
1983	Brian Grief	11
1984	Colin Meagher	14
1985	Wes Ragland	19
1986	Wes Ragland	21
1987	Anthony Maisano	16
1988	Billy Masse	23
1989	Warren Sawkiw	25
1990	Chris Kowilcik	18
1991	Chris Kowilcik	26
1992	Chris Kowilcik	21
1993	David Hedgecoe	19
1994	Mark Melito	20
1995	Dave Lardieri	21
1996	Dave Lardieri	19
1997	Jon Palmieri	*21
1998	Jon Palmieri	*30
1999	Scott Daeley	27
2000	Chase Voshell	21
2001	Cory Sullivan	20
2002	Stephen Gutzman / Ben Ingold	16
2003	Jamie D'Antona	19
2004	Ben Ingold	14
2005	J.B. Tucker	24

Triples	
1954	

Yearly Leaders



Jeff Ruziecki

1971	Jim Eschen	3
1972	Chip Holden	4
1973	Tom Dawkins/F. Kozak	2
1974	Mike Disney	2
1975	Mike Dinsey	2
1976	D. Henley/K. Baker	2
1977	3 players with	3
1978	Johnny Pacer	2
1979	Bob Hely	4
1980	4 players with	1
1981	Bill Ruffner	4
1982	Tommy Gregg	5
1983	John Swider	3
1984	Mike Wilcox	2

1985	M. Wilcox/T. Gregg	4
1986	Wes Ragland	*7
1987	John Morabito	5
1988	Billy Masse	4
1989	Warren Sawkiw	4
1990	W. Sawkiw/B. Shabosky	3
1991	George Coghil	3
1992	Jake Austin	4
1993	Bret Wagner	3
1994	Mark Melito	4
1995	M. Melito/D. Lardieri	3
1996	Josh Itzoe	3
1997	Jon Palmieri	4
1998	J. Palmieri/D. Borrell	4
1999	Chase Voshell	4
2000	3 players with	3
2001	Matt Price	4
2002	A. Bourassa/R. Johnson	4
2003	C. Getz/J. Ruziecki	2
2004	Matt Miller	4
2005	Brett Linnenkohl	3

Home Runs

1954	L. Holt/D. Harris	2
1955	Tommy Cole	7
1956	Frank McRae	4
1957	Al Baker	4
1958	B. Ledford/J. Phillips	4
1959	3 players with	2

1989	Warren Sawkiw	12
1990	Warren Sawkiw	16
1991	Chris Kowlick	20
1992	Jake Austin	17
1993	Chris Smith	11
1994	Jason Kramer	17
1995	Jason Kramer	17
1996	Dave Lardieri	15
1997	Dave Lardieri	18
1998	J. Palmieri/B. Danosky	12
1999	Danny Borrell	20
2000	Dan Conway	14
2001	Jamie D'Antona	17
2002	Jamie D'Antona	20
2003	Jamie D'Antona	21
2004	Steve LeFavre	13
2005	J.B. Tucker	13

Stolen Bases

1954	Luke McKeel	8
1955	Bill Barnes	8
1956	Bill Barnes	17
1957	Bill Barnes	12
1958	Buster Ledford	14
1959	Jay Franklin	8
1960	C. Forte/J. Goodman	6
1961	Jerry Goodman	18
1962	Bill Scripture	19
1963	Dave Miller	15
1964	Dave Miller	15
1965	Tommy Cole	7
1966	Randy London	11
1967	S. Wrenn/J. Callison	8
1968	Jim Callison	15
1969	Jim Callison	34
1970	4 players with	2
1971	Jim Eschen	6
1972	Pat McHenry	5
1973	Dave Evans	4
1974	Ken Miller	6
1975	Mike Disney	6
1976	John Zeglinski	11
1977	Ken Gerrity	14
1978	K. Gerrity/F. Harnisch	16
1979	Marty Harnisch	23
1980	Frank Harnisch	22
1981	Eddie Avila	8
1982	Tommy Gregg	26
1983	Bill Merrifield	17
1984	Tommy Gregg	22
1985	Tommy Gregg	*41
1986	Wade Perry	7
1987	Brian Shabosky	31
1988	Billy Masse	15
1989	Brian Shabosky	15
1990	Brian Shabosky	15
1991	J. Austin/G. Coghil	7
1992	Jake Austin	23
1993	D. Hedgecoe/K. Wagner	11
1994	Kyle Wagner	12
1995	Kyle Wagner	18
1996	Josh Itzoe	6
1997	Pat Malloy	8
1998	Scott Daeley	17
1999	Scott Daeley	24
2000	Cory Sullivan	23
2001	Cory Sullivan	27
2002	Adam Bourassa	26
2003	Ryan Hubbard	35
2004	Nick Hubb	23
2005	Matt Miller	20

Victories

1954	Lefty Davis	4
1955	Lefty Davis	10
1956	Lefty Davis	6
1957	Bill Lovingood	4
1958	B. Lovingood/B. Tench	4



Chris Kowlick

1959	Bob Plemmons	7
1960	Bob Plemmons	6
1961	Bob Plemmons	8
1962	Pat McDowell	6
1963	Lou Howard	9
1964	Lou Howard	9
1965	Steve Wrenn	5
1966	Steve Wrenn	5
1967	3 players with	2
1968	Bob Blanton	5
1969	Jim Poole	4
1970	Joe Neal	5
1971	J. Bolton/K. Zarski	2
1972	Bud Smith	4
1973	Jon Bolton	3
1974	Steve Waite	3
1975	Merle Henkel	4
1976	Merle Henkel	8
1977	Merle Henkel	7
1978	Brick Smith	7
1979	Warren Newton	7
1980	Warren Newton	5
1981	Warren Newton	5
1982	Scott Harrison	6
1983	Leo Leitner	5
1984	M. Featherstone/J. Mnick	4
1985	J. Mnick/K. Ksansnak	4
1986	Frank Humber	7
1987	Frank Humber	7
1988	Frank Humber	7
1989	Frank Humber	8
1990	Kevin Jarvis	8
1991	Kevin Jarvis	8
1992	Mike Buddie	10
1993	J. Robbins/M. Palmieri	7
1994	Bret Wagner	9
1995	Ross Atkins	10
1996	Michael Holmes	7
1997	John Hendricks	8
1998	John Hendricks	13
1999	Mike MacDougal	13
2000	Scott Siemon	11
2001	Kyle Sleeth	*10
2002	Kyle Sleeth	*14
2003	Kyle Sleeth	7
2004	Kyle Young	4
2005	Josh Ellis	6

Earned Run Average

1954	Lefty Davis	3.73
1955	Jack McGinley	2.52
1956	John Stokoe	1.58
1957	Bill Lovingood	0.58
1958	Ben Tench	2.56
1959	Bob Plemmons	2.14
1960	Jerry West	*0.41
1961	Bob Muller	1.37
1962	Bob Muller	2.65
1963	Jerry Pardue	3.19
1964	Frank Christie	1.85
1965	Bill Dillman	0.80
1966	Don Rich	2.64

Team Batting Statistics Since 1954 (school records in bold)															
Year	G	AB	R	RPG	H	Avg.	2B	3B	HR	RBI	Slg%	BB	K	SB	Fld%
2005	58	2055	433	7.5	580	.282	116	5	53	386	.421	286	419	82	.949
2004	50	1802	363	7.3	525	.291	77	14	43	322	.421	203	332	68	.964
2003	53	1934	437	8.2	604	.312	106	7	60	389	.467	261	285	77	.966
2002	61	2193	505	8.3	703	.321	119	13	79	470	.495	292	389	75	.971
2001	62	2249	546	8.8	743	.330	129	19	77	497	.507	276	354	96	.963
2000	62	2264	518	8.4	708	.313	140	16	71	475	.483	287	359	73	.966
1999	63	2278	551	8.7	750	.329	155	18	90	502	.532	255	354	73	.966
1998	66	2293	478	7.2	683	.298	159	14	76	436	.479	262	392	59	.959
1997	57	1983	494	8.7	624	.315	111	15	85	459	.514	271	309	26	.957
1996	58	1972	370	6.4	559	.283	116	10	75	337	.467	240	394	27	.958
1995	58	2033	447	7.7	625	.307	121	15	70	398	.485	290	357	39	.974
1994	57	1972	440	7.7	611	.310	130	14	66	397	.490	287	389	35	.976
1993	53	1775	339	6.4	514	.290	104	8	54	306	.448	247	333	54	.954
1992	58	2045	427	7.4	642	.314	127	14	89	392	.520	227	358	59	.966
1991	59	2068	467	7.9	641	.310	152	18	85	413	.524	275	349	33	.959
1990	61	2080	491	8.0	658	.316	113	17	86	443	.511	304	289	49	.957
1989	58	1862	399	6.9	551	.296	114	13	65	359	.476	268	314	40	.958
1988	58	2045	483	8.3	629	.308	113	16	80	422	.496	308	299	80	.958
1987	50	1724	357	7.1	511	.296	87	17	67	335	.483	236	280	42	.940
1986	50	1830	434	8.7	613	.335	119	26	84	391	.567	201	271	27	.947
1985	48	1711	325	6.8	537	.314	93	18	50	299	.477	189	260	73	—
1984	42	1410	241	5.7	397	.282	71	7	41	199	.429	159	218	35	—
1983	35	1145	247	7.1	341	.298	58	10	46	222	.486	175	227	43	.952
1982	39	1361	316	8.1	421	.309	73	15	72	295	.544	204	277	53	—
1981	39	1373	300	7.7	405	.295	65	16	58	264	.492	205	262	41	—
1980	30	970	166	5.5	243	.251	39	4	36	146	.410	146	168	51	—
1979	37	1245	294	7.9	358	.288	58	10	46	258	.461	217	176	61	—
1978	37	1289	267	7.2	366	.284	58	6	43	232	.438	219	168	60	—
1977	44	1521	332	7.5	463	.304	73	17	58	293	.483	206	226	47	.953
1976	33	1104	185	5.6	277	.251	48	8	13	151	.344	146	205	37	—
1975	29	966	113	3.9	217	.225	35	6	6	96	.292	108	225	25	—
1974	28	838	76	2.7	179	.214	33	5	10	69	.301	84	183	14	—
1973	22	742	82	3.7	168	.226	23	8	10	77	.322	72	194	10	—
1972	26	761	94	3.6	166	.218	20	13	4	78	.294	92	181	15	—
1971	26	845	88	3.4	172	.204	22	11	2	76	.263	112	200	12	—
1970	32	977	143	4.5	234	.239	40	11	4	128	.311	148	248	12	—
1969	33	1105	195	5.9	308	.279	46	19	8	154	.376	111	173	53	.936
1968	35	982	108	3.1	200	.204	32	8	6	90	.271	126	235	35	.941
1967	24	799	87	3.6	171	.214	32	6	7	77	.295	82	143	36	.944
1966	24	792	124	5.2	174	.220	22	10	19	104	.345	125	161	29	.945
1965	29	1000	130	4.5	242	.242	39	13	14	119	.349	106	142	22	.953
1964	30	982	185	6.2	280	.286	47	14	24	166	.435	153	117	49	.957
1963	39	1300	291	7.5	373	.287	63	8	36	239	.431	218	175	66	.952
1962	31	1068	231	7.5	298	.279	59	9	26	198	.424	159	170	61	—
1961	30	1025	185	6.2	268	.261	42	19	15	160	.383	138	140	45	—
1960	21	721	127	6.0	190	.264	28	13	8	108	.372	—	—	28	.943
1959	21	725	125	6.0	205	.283	25	16	10	106	.403	—	—	29	.944
19															

Yearly Leaders



Frank Humber

1967	Steve Wrenn	1.50
1968	Bobby Harris	1.92
1969	Jim Poole	3.06
1970	Jim Poole	3.93
1971	Roger Sherrill	3.81
1972	Bud Smith	2.27
1973	Chip Holden	1.97
1974	Steve Waite	2.40
1975	Merle Henkel	2.70
1976	Kurt Kornhaus	2.35
1977	Bobby Lawton	2.00
1978	Brick Smith	3.12
1979	Jimmy Doherty	2.47
1980	Warren Newton	2.73

1981	Warren Newton	3.69
1982	Frank Warner	2.03
1983	Scott Hertzog	2.61
1984	Keith Ksansnak	3.46
1985	Keith Ksansnak	3.04
1986	Frank Humber	3.70
1987	Frank Humber	4.60
1988	Frank Humber	4.53
1989	Frank Humber	2.66
1990	Mike Buddie	4.48
1991	Steve DeFranco	3.46
1992	Mike Buddie	3.45
1993	Jason Robbins	3.63
1994	Bret Wagner	3.29
1995	Mark Seaver	3.26
1996	Michael Holmes	4.45
1997	John Hendricks	3.26
1998	John Hendricks	3.14
1999	Mike MacDougal	2.62
2000	Eric Schmitt	2.57
2001	Dave Bush	2.65
2002	Dave Bush	1.64
2003	Kyle Sleeth	2.81
2004	Brian Bach	5.15
2005	Kyle Young	3.06


Innings Pitched		
1954	Lefty Davis	70.0
1955	Lefty Davis	104.0
1956	Lefty Davis	59.1



Merle Henkel

1957	John Stokoe	52.0
1958	Ben Tench	63.1
1959	Bob Plemmons	88.1
1960	Bob Plemmons	81.1
1961	Bob Plemmons	88.2
1962	Pat McDowell	78.1
1963	Lou Howard	91.1
1964	Lou Howard	97.1
1965	Steve Wrenn	84.0
1966	Steve Wrenn	75.0
1967	Ruffin Branham	40.2
1968	Bob Blanton	61.0
1969	Bobby Harris	76.2
1970	Jim Poole	52.2

1971	Roger Sherrill	61.1
1972	Steve Corey	43.1
1973	Jon Bolton	62.0
1974	B. Smith/M. Henkel	51.2
1975	Merle Henkel	70.0
1976	Merle Henkel	80.2
1977	Merle Henkel	80.1
1978	Brick Smith	83.2
1979	Warren Newton	78.1
1980	Warren Newton	66.0
1981	Matt Valtin	76.1
1982	Jeff Mnick	62.0
1983	Jeff Mnick	48.0
1984	Leo Leitner	50.1
1985	Craig Gourlay	75.1
1986	Mike Featherstone	92.0
1987	Frank Humber	94.0
1988	Frank Humber	93.1
1989	Buddy Jenkins	91.0
1990	Kevin Jarvis	99.1
1991	Kevin Jarvis	93.2
1992	Mike Buddie	122.2
1993	Ross Atkins	96.0
1994	Bret Wagner	106.2
1995	Ross Atkins	104.0
1996	Mark Seaver	104.0
1997	John Hendricks	96.2
1998	John Hendricks	*143.1
1999	John Hendricks	130.2
2000	Scott Siemon	100.2
2001	Kyle Sleeth	78.2
2002	Kyle Sleeth	118.1
2003	Kyle Sleeth	96.0
2004	Justin Keadle	88.1
2005	Josh Ellis	86.1



Steve Wrenn

1995	Mark Seaver	97
1996	Mark Seaver	109
1997	Mike MacDougal	85
1998	John Hendricks	111
1999	Mike MacDougal	117
2000	Eric Schmitt	67
2001	Dave Bush	86
2002	Kyle Sleeth	113
2003	Kyle Sleeth	102
2004	Justin Keadle	66
2005	Josh Ellis	52

Complete Games		
1959	Bob Plemmons	6
1960	Bob Plemmons	7
1961	Bob Plemmons	5
1962	Pat McDowell	3
1963	Jerry Pardue	5
1964	Lou Howard	8
1965	Steve Wrenn	6
1966	Steve Wrenn	7
1967	Steve Wrenn	3
1968	Bobby Harris	6
1969	Bobby Harris	4
1970	Jim Poole	3
1971	Roger Sherrill	4
1972	Bud Smith	5
1973	Jon Bolton	2
1974	S. Waite/M. Henkel	4
1975	Merle Henkel	4
1976	Merle Henkel	5
1977	James Moore	3
1978	Brick Smith	5
1979	Warren Newton	6
1980	Warren Newton	4
1981	W. Newton/M. Valtin	5
1982	3 players with	1
1983	Leo Leitner	2
1984	6 players with	1
1985	Jeff Mnick	2
1986	M. Featherstone/C. Gourlay	6
1987	S. Stice/F. Humber	4
1988	Frank Humber	2
1989	Buddy Jenkins	3
1990	Kevin Jarvis	3
1991	Mike Buddie	3
1992	Steve DeFranco	7
1993	Marc Palmieri	3
1994	Bret Wagner	7
1995	Mark Seaver	4
1996	Michael Holmes	4
1997	Mike MacDougal	4
1998	John Hendricks	*11
1999	John Hendricks	5
2000	Scott Siemon	3
2001	Cory Sullivan	2
2002	K. Sleeth/T. Morley	2
2003	Kyle Sleeth	3
2004	Justin Keadle	2
2005	Charlie Mellies	2

* Denotes WF Record

Team Pitching Statistics Since 1954 (school records in bold)

Year	G	W-L	Sv	IP	H	H/9	R	ER	ERA	BB	BB/9	K	K/9	CG	SH
2005	58	28-30	8	512.0	655	11.5	449	353	621	226	3.97	338	5.94	3	0
2004	50	17-33	4	440.0	570	11.7	408	348	7.12	202	4.13	285	5.83	3	0
2003	53	29-24	5	472.0	520	9.9	304	251	4.49	187	3.56	364	6.94	5	1
2002	61	47-13-1	16	543.1	559	9.3	317	262	4.34	204	3.38	462	7.65	5	2
2001	62	44-18	17	551.0	600	9.8	368	298	4.87	242	3.95	423	6.91	3	0
2000	62	42-20-1	10	558.0	546	8.8	315	250	4.03	217	3.50	416	6.71	5	3
1999	63	47-16	10	554.2	595	9.7	358	297	4.82	251	4.07	440	7.14	9	4
1998	66	43-23	8	577.1	586	9.1	363	273	4.26	276	4.30	482	7.51	16	5
1997	57	37-20	9	484.1	538	10.0	327	264	4.91	164	3.05	378	7.02	12	3
1996	58	28-32	9	500.0	597	10.8	379	316	5.52	218	3.92	420	7.56	6	3
1995	58	34-24	11	501.2	534	9.6	331	284	5.10	194	3.48	403	7.23	9	4
1994	57	37-20	7	494.0	576	10.5	327	274	4.99	213	3.88	396	7.21	13	2
1993	53	31-22	14	453.1	490	9.7	283	221	4.39	184	3.65	354	7.03	7	1
1992	58	36-22	12	502.2	534	9.6	311	243	4.35	235	4.21	396	7.09	18	0
1991	59	37-22	16	502.1	567	10.1	383	301	5.39	291	5.21	335	6.00	6	1
1990	61	35-24	11	501.0	558	10.0	360	297	5.34	244	4.38	294	5.28	8	3
1989	58	35-23	16	465.0	503	9.7	313	267	5.17	241	4.66	368	7.12	6	3
1988	58	32-26	9	498.0	579	10.5	375	301	5.44	272	4.92	345	6.23	5	1
1987	50	19-31	1	415.1	509	11.0	395	307	6.65	277	6.00	338	7.32	14	1
1986	50	29-21	9	430.2	498	10.4	362	261	5.45	235	4.91	339	7.08	—	0
1985	48	23-23-2	—	416.0	436	9.4	332	237	5.13	278	6.01	256	5.54	5	1
1984	42	17-25	—	347.2	379	9.8	282	237	6.14	270	6.99	274	7.09	6	0
1983	35	17-18	—	278.2	295	9.5	251	195	6.30	243	7.85	168	5.43	3	0
1982	39	26-12-1	—	338.0	378	10.1	243	190	5.09	199	5.30	174	4.63	3	1
1981	39	20-19	—	340.1	413	10.9	213	170	5.63	197	5.21	193	5.10	15	0
1980	30	17-13	—	250.1	262	9.4	144	92	3.31	112	4.03	127	4.57	10	2
1979	37	28-9	—	314.0	304	8.7	164	121	3.47	137	3.93	191	5.47	13	0
1978	37	23-14	5	322.1	300	8.4	182	139	3.88	163	4.55	215	6.00	13	1
1977	44	31-13	13	382.0	389	9.2	221	165	3.89	155	3.65	281	6.62	8	4
1976	33	22-11	5	288.0	260	8.1	128	100	3.13	120	3.75	213	6.66	10	4
1975	29	9-20	—	256.1	270	9.4	187	133	4.67	138	4.85	133	4.67	6	1
1974	28	8-20	—	226.1	193	7.7	119	82	3.26	100	3.98	163	6.48	15	3
1973	22	6-16	—	193.1	202	9.4	134	94	4.38	118	5.49	127	5.91	3	0
1972	26	8-18	—	205.0	217	9.5	127	91	4.00	103	4.52	133	5.84	16	0
1971	26	7-19	—	224.1	221	8.8	149	102	4.09	178	7.14	168	6.74	9	1
1970	32	11-21	—	250.2	272	9.8	210	146	5.11	209	7.50	178	6.39	8	1
1969	33	13-20	—	266.0	372	12.6	239	175	5.92	117	3.96	145	4.91	12	1
1968	35	10-24-1	—	267.0	266	9.0	160	105	3.54	127	4.28	183	6.17	17	2
1967	24	8-15-1	—	214.0	216	9.0	112	72	3.02	62	2.61	107	4.50	9	1
1966	24	12-12	—	208.2	211	9.1	133	105	4.53	90	3.88	127	5.48	11	1
1965	29	14-15	—	259.0	250	8.7	133	89	3.10	62	2.15	167	5.80	14	1
1964	30	23-7	—	263.0	252	8.6	127	96	3.29	107	3.66	177	6.06	15	4
1963	39	28-11	—	339.3	337	8.9	186	134	3.56	142	3.77	202	5.36	16	3
1962	31	20-11	—	273.0	266	8.8	142	109	3.59	119	3.92	165	5.44	8	3
1961	30	23-7	—	259.2	214	7.4	120	65	1.91	129	4.47	224	7.76	11	5
1960	21	14-7	—	188.0	170	8.1	104	75	3.59	113	5.41	134	6.41	9	0
1959	21	13-8	—	183.0	167	8.2	82	60	2.95	87	4.28	155	7.62	6	1
1958	21	10-9	—	177.1	140	7.1	92	61	3.09	100	5.08	184	9.34	—	0
1957	20	13-7	—	157.0	109	6.3	68	38	2.18	78	4.47	161	9.23	—	3

Freshman Records



Adam Hanson

Games Played

1. Jamie D'Antona	2001	62
2. Brett Linnenkohl	2005	58
Pat Malloy	1996	58
Jake Austin	1989	58
5. Andy Goff	2005	57
Ben Ingold	2002	57
Corey Slavik	1998	57
8. Danny Borrell	1998	56
9. Warren Sawkiw	1988	53
10. Chris Getz	2003	52

Games Started (since 1988)

1. Jamie D'Antona	2001	62
2. Brett Linnenkohl	2005	58
Pat Malloy	1996	58
Jake Austin	1989	58
5. Andy Goff	2005	57
6. Ben Ingold	2002	56
7. Matt Antonelli	2004	50
8. Danny Borrell	1998	47
9. Steven Malinowski	2003	43
10. Corey Slavik	1998	42

Batting Average

1. Tommy Gregg	1982	.407
2. Jon Palmieri	1997	.403
3. John Morabito	1985	.380
4. Corey Slavik	1998	.375
5. Kevin Bunn	1981	.366
6. Jamie D'Antona	2001	.360
7. Kip Kingsmore	1986	.353
8. Paul Reinisch	1988	.351
9. Bill Merrifield	1981	.344
Stan Johnson	1976	.344

At Bats

1. Jamie D'Antona	2001	253
2. Brett Linnenkohl	2005	217
Pat Malloy	1996	217
4. Warren Sawkiw	1988	214
5. Jake Austin	1989	213
6. Andy Goff	2005	208
7. Matt Antonelli	2004	203
Ben Ingold	2002	203
9. John Morabito	1985	200
10. Anthony Maisano	1986	199

Runs Scored

1. Jamie D'Antona	2001	65
2. Matt Antonelli	2004	51
3. Jake Austin	1989	47
Warren Sawkiw	1988	47
5. Tommy Gregg	1982	45
6. Brett Linnenkohl	2005	44
Anthony Maisano	1986	44
8. Johnny Koons	1986	40
Bill Merrifield	1981	40
10. Andy Goff	2005	39
Neil Avent	1986	39



Matt Antonelli

Base Hits

1. Jamie D'Antona	2001	91
2. John Morabito	1985	76
3. Warren Sawkiw	1988	72
4. Jake Austin	1989	68
5. Corey Slavik	1998	66
Tommy Gregg	1982	66
7. Pat Malloy	1996	63
Anthony Maisano	1986	63
9. Matt Antonelli	2004	62
Danny Borrell	1998	60
Johnny Koons	1986	60

Doubles

1. Anthony Maisano	1986	17
2. Ben Ingold	2002	16
3. Corey Slavik	1998	15
Warren Sawkiw	1988	15
Johnny Koons	1986	15
6. Jamie D'Antona	2001	14
Pat Malloy	1996	14
Jake Austin	1989	14
9. John Morabito	1985	13
Tommy Gregg	1982	13

Triples

1. Tommy Gregg	1982	5
2. Danny Borrell	1998	4
Mark Melito	1991	4
Neil Avent	1986	4
5. Brett Linnenkohl	2005	3
Jake Austin	1989	3
Bill Merrifield	1981	3
8. Chris Getz	2003	2
Corely Slavik	1998	2
Ben Danosky	1996	2
Rob Hoysgaard	1986	2
John Morabito	1985	2
Doug Henley	1976	2

Home Runs

1. Jamie D'Antona	2001	17
2. Anthony Maisano	1986	15
3. Pat Malloy	1996	14
Kevin Bunn	1981	14
5. Jake Austin	1989	11
6. Johnny Koons	1986	9
7. Bill Merrifield	1981	8
8. Corey Slavik	1998	7
Ben Danosky	1996	7
Warren Sawkiw	1988	7

Runs Batted In

1. Jamie D'Antona	2001	77
2. Pat Malloy	1996	53
Bill Merrifield	1981	53
4. Jake Austin	1989	49
Warren Sawkiw	1988	49
Anthony Maisano	1986	49
7. Corey Slavik	1998	47
Johnny Koons	1986	47
9. Brett Linnenkohl	2005	44
John Morabito	1985	43



Brett Linnenkohl

Bases on Balls

1. Eddie Avila	1981	46
2. Sean Gallaher	1986	34
3. Chris Getz	2003	33
4. Matt Antonelli	2004	32
5. Tommy Gregg	1982	31
6. Warren Sawkiw	1988	30
7. Jamie D'Antona	2001	28
8. Johnny Koons	1986	27
9. Jake Austin	1989	25
10. Andy Goff	2005	24
Greg Cox	1987	24
Kevin Bunn	1981	24

Stolen Bases

1. Tommy Gregg	1982	26
2. Matt Antonelli	2004	18
3. Brian Shabosky	1987	11
4. Brett Linnenkohl	2005	10
5. Jake Austin	1989	8
Eddie Avila	1981	8
7. Chase Voshell	1998	6
8. Chris Getz	2003	5
Warren Sawkiw	1988	5
Kip Kingsmore	1986	5
Ken Gerrity	1975	5

Earned Run Average (Min. 20 IP)

1. Brian Coffey	1993	1.98
2. Jeff Norman	1982	2.31
3. Steve Waite	1974	2.40
4. Scott Austin	1976	2.59
5. Frank Kavounis	1983	2.91
6. Brick Smith	1978	3.12
7. Merle Henkel	1974	3.14
8. Frank Warner	1979	3.15
9. Mark Seaver	1995	3.26
10. Steve Corey	1972	3.33

Victories

1. Kyle Sleeth	2001	10
2. Ben Clayton	2000	7
Frank Humber	1986	7
Brick Smith	1978	7
5. Tim Morley	2002	6
Brian Bach	2002	6
Mike MacDougal	1997	6
Mark Seaver	1995	6
Mike Buddie	1990	6
Scott Austin	1976	6

Appearances

1. Eric Niesen	2005	33
2. Jeremy Ward	1997	27
3. Adam Hanson	2001	26
4. David Bush	1999	25
5. Charlie Mellies	2004	23
Sean Souders	2004	23
7. Kyle Sleeth	2001	21
Ryan Braun	2000	21
9. Ben Clayton	2000	19
Danny Borrell	1998	19



Eric Niesen

Games Started

1. Tim Morley	2002	16
2. Kyle Sleeth	2001	12
Ben Clayton	2000	12
Mark Seaver	1995	12
Mike Buddie	1990	12
6. Jeff Mnick	1982	11
Brick Smith	1978	11
8. Mike MacDougal	1997	10
Scott Austin	1976	10
Joe Neal	1970	10

Complete Games

1. Brick Smith	1978	5
2. Mike MacDougal	1997	4
Mark Seaver	1995	4
Merle Henkel	1974	4
Steve Waite	1974	4

Innings Pitched

1. Mark Seaver	1995	99.1
2. Mike Buddie	1990	92.1
3. Mike MacDougal	1997	91.2
4. Tim Morley	2002	87.2
5. Brick Smith	1978	83.2
6. Frank Humber	1986	80.0
7. Kyle Sleeth	2001	78.2
8. Scott Austin	1976	73.0
9. Ben Clayton	2000	63.2
10. Jeremy Ward	1997	63.0

Strikeouts

1. Mark Seaver	1995	97
2. Mike MacDougal	1997	85
3. Tim Morley	2002	71
4. Ben Clayton	2000	66
5. Frank Humber	1986	60
6. Kyle Sleeth	2001	56
Mike Buddie	1990	56
8. Eric Niesen	2005	55
9. Scott Austin	1976	52
10. Buddy Jenkins	1987	50

Strikeout-Walk Ratio (Min. 20 IP)

1. Kevin Jarvis	1988 (15-2)	7.50
2. Buddy Jenkins	1987 (50-16)	3.13
3. Mark Seaver	1995 (97-32)	3.03
4. Denny Key	1990 (12-4)	3.00
5. Dave Bush	1999 (38-15)	2.53

Win/Loss Record (Min. 7 Dec.)

1. Kyle Sleeth	2001	10-3
2. Ben Clayton	2000	7-2
Frank Humber	1986	7-2
5. Brian Bach	2002	6-2
Scott Austin	1976	6-2


Shutouts (since 1987)

1. Ben Clayton	2000	1
Eric Schmitt	1997	1
Mark Seaver	1995	1
Brian Coffey	1993	1
Mike Buddie	1990	1

Deacons In The Draft




Kyle Sleeth



Mike MacDougal




Bret Wagner



Jamie D'Antona



Dave Bush



Danny Borrell

Draft Notes

Highest Draft Pick: Kyle Sleeth, 3rd Overall (Detroit, 2003)
 First Ever 1st Rounder: Bret Wagner (St. Louis, 1994)
 Most Frequent Drafter of Deacons: Pittsburgh (6)
 Year With Most Players Drafted 2000 (9)

2005 Draft

Player (Years at WFU)	Pos.	Round	Overall	Team
Ben Ingold	SS	24th	731	Oakland
**Allan Dykstra	1B	34th	1038	Boston
**Justin Keadle (2004-current)	RHP	44th	1307	Colorado

2004 Draft

Player (Years at WFU)	Pos.	Round	Overall	Team
#Ryan Webb	RHP	4th	127	Oakland
**Justin Keadle (2004-current)	RHP	44th	1307	Colorado

2003 Draft

Player (Years at WFU)	Pos.	Round	Overall	Team
Kyle Sleeth (2001-03)	RHP	1st	3	Detroit
Jamie D'Antona (2001-03)	3B	2nd	66	Arizona
#Brandon Yarbrough (none)	C	5th	155	St. Louis
Adam Bourassa (2002-03)	OF	6th	166	Texas
Ryan Johnson (2000-03)	OF	13th	371	San Diego
**Lee Land (2003-04)	RHP	13th	375	Pittsburgh
**Matt Antonelli (2003-current)	SS	19th	571	Los Angeles
Adam Hanson (2001-03)	RHP	42nd	1247	Cleveland

2002 Draft

Player (Years at WFU)	Pos.	Round	Overall	Team
Dave Bush (1999-2002)	RHP	2nd	55	Toronto
Chris Getz (2003)	SS	6th	180	Chicago AL
**Justin Keadle (2003-current)	RHP	38th	1146	New York AL
**Matt Miller (2003-05)	OF	39th	1163	Florida
#Nick Ewen (none)	OF	46th	1364	Florida

2001 Draft

Player (Years at WFU)	Pos.	Round	Overall	Team
**Dave Bush (1999-2002)	RHP	4th	109	Tampa Bay
Cory Sullivan (2000-01)	OF	7th	215	Colorado
Jamie Athas (2000-01)	SS	7th	227	San Francisco
Corey Slavik (1998-2001)	3B	10th	289	Chicago NL
Tim Morley (2002-05)	LHP	17th	504	Pittsburgh

2000 Draft

Player (Years at WFU)	Pos.	Round	Overall	Team
#Rocco Baldelli (none)	OF	1st	6	Tampa Bay
#Chris Narveson (none)	LHP	2nd	53	St. Louis
Danny Borrell (1998-2000)	LHP	2nd	68	New York AL
Chase Voshell (1998-2000)	SS	3rd	83	St. Louis
Dan Conway (2000)	C	8th	227	Colorado
**Kyle Sleeth (2001-03)	RHP	18th	534	Baltimore
Eric Schmitt (1997-2000)	RHP	25th	758	New York AL
**Danny Mackey (2001-04)	RHP	32nd	959	Pittsburgh
**Seth Hill (2002-03)	LHP/1B	46th	1361	Pittsburgh

1999 Draft

Player (Years at WFU)	Pos.	Round	Overall	Team
Mike MacDougal (1997-99)	RHP	1st	25	Kansas City
Jon Palmieri (1996-99)	1B	14th	431	Anaheim
John Hendricks (1996-99)	RHP	14th	436	New York NL
**Ryan Hubbard (2002-03)	2B	28th	864	Atlanta
Scott Daeley (1998-99)	OF	31st	948	San Francisco
**Seth Hill (2002-03)	LHP/1B	40th	1202	Pittsburgh
**Ryan Johnson (2000-03)	OF	49th	1451	Chicago NL

1998 Draft

Player (Years at WFU)	Pos.	Round	Overall	Team
**Mike MacDougal (1997-99)	RHP	16th	519	Baltimore

1997 Draft

Player (Years at WFU)	Pos.	Round	Overall	Team
**Chase Voshell (1998-2000)	SS	4th	143	Arizona
Michael Holmes (1994-97)	RHP	17th	545	Oakland
**Danny Borrell (1998-2000)	LHP	36th	1101	Cleveland
Brian Kuklick (1995)	RHP	55th	1485	New York NL

1996 Draft

Player (Years at WFU)	Pos.	Round	Overall	Team
Mark Seaver (1995-96)	RHP	4th	111	Baltimore
Sean DePaula (1994-96)	RHP	9th	273	Cleveland
**Eric Schmitt (1997-2000)	RHP	18th	528	New York NL
**Mike MacDougal (1997-99)	RHP	22nd	651	Baltimore
**Michael Holmes (1994-97)	RHP	23rd	677	Chicago AL

1995 Draft

Player (Years at WFU)	Pos.	Round	Overall	Team
#Robbie Bell (none)	RHP	3rd	85	Atlanta
Kyle Wagner (1992-95)	C	12th	312	California
Bobby Rodgers (1993-95)	RHP	17th	466	Boston
Mark Melito (1991-95)	SS	17th	470	Kansas City
Ross Atkins (1992-95)	RHP	38th	1062	Cleveland

1994 Draft

Player (Years at WFU)	Pos.	Round	Overall	Team
Bret Wagner (1992-94)	RHP	1st	19	St. Louis
**Kyle Wagner (1992-95)	C	21st	586	St. Louis
**Ross Atkins (1992-95)	RHP	69th	1615	Florida

1993 Draft

Player (Years at WFU)	Pos.	Round	Overall	Team
**Sean DePaula	RHP	8th	219	Boston

1992 Draft

Player (Years at WFU)	Pos.	Round	Overall	Team
Mike Buddie (1990-92)	RHP	4th	102	New York AL
Jake Austin (1989-92)	OF/3B	17th	483	Pittsburgh

1991 Draft

Player (Years at WFU)	Pos.	Round	Overall	Team
Buddy Jenkins (1987-91)	RHP	16th	426	Montreal
Kevin Jarvis (1988-91)	RHP	21st	561	Cincinnati
**Kyle Wagner (1992-95)	C	27th	703	Houston
**Jake Austin (1989-92)	OF	27th	720	Boston
**Kraig Kupiec (1992-95)	OF	54th	1365	Houston
#Sean Fesh (none)	LHP	61st	1468	Houston

1990 Draft

Player (Years at WFU)	Pos.	Round	Overall	Team
David Kennedy (1989-90)	C	6th	262	Oakland
Warren Sawkiw (1988-90)	2B	17th	534	Detroit
Paul Reinisch (1988-90)	1B	28th	820	Detroit

1989 Draft

Player (Years at WFU)	Pos.	Round	Overall	Team
Frank Humber (1986-89)	RHP	13th	422	Los Angeles
**Brocke Walker (1990-93)	OF	27th	781	Milwaukee
**Marc Palmieri (1990-93)	RHP	70th	1474	Toronto

** Did not sign a pro contract at the time; attended Wake Forest
 # Signed letters of intent with Wake Forest but did not attend

Although the Major League Baseball Draft was first instituted in 1965, MLB's electronic records of the amateur draft date back to 1989.

Last Time It Happened

Individual

Hit for the cycle:	Danny Borrell vs. Davidson (2.24.00)
Had 4 hits in a game:	Ben Ingold, Matt Miller vs. Maryland (ACC) (5.24.05)
Had 5 hits in a game:	Ben Ingold (6) vs. Clemson (5.14.05)
Had 6+ hits in a game:	Ryan Hubbard (7) at Maryland (3.16.03)
Had three doubles in a game:	Ryan Johnson at Wofford (4.23.03)
Hit a grand slam:	Brendan Enick vs. Clemson (5.14.05)
Hit two home runs:	Ryder Mathias at Appalachian State (5.11.05)
Hit two home runs (one inning):	(7th) Ryder Mathias at Appalachian State (5.11.05)
Hit three home runs:	Jamie D'Antona vs. Tenn. Tech (5.26.01)
Drove in six runs:	Matt Miller (6) vs. Maryland (ACC) (5.24.05)
Scored five runs:	Matt Antonelli vs. Virginia (3.4.05)
Stole three bases:	Matt Miller vs. Cincinnati (2.26.05)
Threw a complete game:	Charlie Mellies vs. Duke (5.24.05)
Threw a no-hitter:	Ben Clayton vs. UNC Greensboro (3.27.00)
Struck out 10+ batters:	Kyle Sleeth (13) vs. Duke (3.28.03)

Team

Hit back-to-back home runs:	J.B. Tucker, Ryder Mathias at High Point (5.17.05)
Allowed back-to-back home runs:	Florida State: Sean Souders (5.21.04)
Hit back-to-back-to-back home runs:	vs. C.W. Post (3.26.91)
Allowed back-to-back-to-back home runs:	North Carolina (3.31.96)
Hit three HR in 1 inning:	Getz, Bourassa, D'Antona vs. James Madison (2.23.03)
Had 20 or more hits in a game:	23 vs. Maryland (ACC) (5.24.05)
Scored 10 or more runs in an inning:	13 vs. Wofford (3.13.03)
Scored 20 or more runs in a game:	20 vs. Maryland (ACC) (5.24.05)
Allowed 20 or more runs in a game:	27 by Florida State (5.21.04)
Went to extra innings:	vs. Clemson - 11 inn. (5.14.05, a 17-14 loss)
Played 12+ innings:	at Maryland - 13 inn. (3.16.03, a 14-10 win)
Shutout an opponent:	vs. Appalachian State (2.11.03)
Stole 5+ bases:	6 at Maryland (4.24.05)

Attendance Records

Single Game Attendance Records:

#	Year	Date	Opponent	Attend.
1.	2002	3.29	Florida State	2,750
2.	2002	4.7	North Carolina	2,519
3.	2003	4.12	NC State (DH)	2,477
4.	2003	4.13	NC State	2,374
5.	2002	3.30	Florida State	2,121
6.	2005	5.14	Clemson	2,064
7.	2002	4.5	North Carolina	2,037
8.	2003	3.16	Duke	1,866
9.	2000	3.18	Florida State	1,831
10.	2000	4.9	North Carolina	1,813
11.	2004	4.4	North Carolina	1,791
12.	1998	4.14	East Carolina	1,790
13.	1993	4.25	Duke	1,785
14.	1999	4.24	NC State	1,745
15.	2003	4.26	Virginia	1,711
16.	2000	4.9	North Carolina	1,710
17.	2002	4.21	Maryland	1,676
18.	2003	4.27	Virginia	1,516
19.	2000	4.7	North Carolina	1,485
20.	2002	4.6	North Carolina	1,473
21.	2001	3.24	Clemson	1,471
22.	2005	4.16	NC State	1,446
23.	1994	4.24	Georgia Tech	1,419
24.	2004	4.3	North Carolina	1,418
25.	2001	4.7	Virginia	1,411
26.	2000	2.26	Virginia Tech	1,359
27.	2000	5.14	Georgia Tech	1,337
28.	2001	3.25	Clemson	1,266
29.	1994	4.23	Georgia Tech	1,223
30.	2005	5.15	Clemson	1,206
31.	1999	3.28	Clemson	1,187
32.	2000	3.17	Florida State	1,138
33.	1999	4.25	NC State	1,138



Best Years:

Year	Dates	Total	Avg.
2002	26	20,429	786
2000	26	19,899	765
2003	27	19,954	739
1999	24	14,062	586
2001	27	14,437	535
2005	26	13,691	526
2004	23	10,994	478
1998	28	9,511	340
1994	26	8,458	325
1992	27	7,820	290
1991	24	6,840	285
1989	22	6,014	273
1993	24	5,989	250
1995	32	6,531	204
1996	29	5,705	197
1997	33	6,386	194
1990	28	5,100	182

ACC Games Only:

Year	Dates	Total	Avg.
2003	11	16,088	1,462
2002	11	15,756	1,432
2000	12	13,676	1,140
1999	11	10,008	910
2001	12	10,298	858
2005	15	10,991	732
2004	12	8,441	703
1992	11	5,293	481
1994	12	5,718	477
1989	8	3,794	474
1998	11	5,126	466
1993	9	4,117	457
1991	8	3,174	397
1995	12	4,504	375
1997	11	4,045	368
1996	11	3,793	345
1990	8	2,115	264

All-Time Letterwinners



Neil Avent



Adam Bourassa

A

Abbott, Lee	1954-55
Abdelwahab, Osama	1997
Achilles, Grant	2002-present
Achilles, Todd	1999-2001
Adams, Frank	1954-55
Adams, Ralph	1954-55
Alford, Johnny	1951-52
Alhein, Bill	1951
Anderson, John	1965
Anglin, Lee	1954
Antonelli, Matt	2004-present
Aquilante, Jason	1998-2001
Athas, Jamie	2000-01
Atkins, Ross	1992-95
Austin, Jake	1989-92
Austin, Scott	1977-78
Avent, Neil	1986-89
Avila, Eddie	1981


B

Bach, Brian	2002-05
Bailey, Martin	1988
Baker, Al	1986-58
Baker, Chuck	1975-76
Baker, Kenny	1976-77
Bancroft, Jay	1958
Barkstrom, Gregg	1984
Barnes, Bill	1955-57
Barnes, Darryl	1985-86
Barr, Bill	1958-59
Barrett, David	1994-95
Bartlett, Dwight	1966-68
Bartlett, Josh	1998-2001
Batchelor, Russell	1948-49
Bauer, Raymond (Moe)	1948-50
Baumgarner, Allen	1979
Belton, Joe	1997-1999
Bergman, Bruce	1968-71
Bernard, Andy	1974
Bernard, Brian	1995-97
Berry, Tom	1967-69
Biddix, Bobby	1962-64
Blackwell, Dale	1948
Blanton, Bob	1967-69
Bloxom, Major	1952
Bloxom, Sonny	1954
Blue, Nick	2000-04
Bobbitt, Donnie	1988-89
Boisvert, Steve	1987
Bolten, John	1970-73

Bonifay, Jonathan	1996-97
Bonzagni, Art	1954-55
Borrell, Danny	1998-2000
Borton, Todd	1982
Bourassa, Adam	2002-03
Bowers, Harry	1948
Bowie, Pete	1962, 64
Boyles, Gerald	1964-66
Brackley, Carlos	1998-2001
Branham, Ruffin	1967-69
Branigan, Brian	1985
Braun, Ryan	2000-02
Brennie, Matt	2000-01
Briggs, Bill	1970-71
Briggs, Matt	1996-2000
Brooks, Alton	1949-52
Brookshire, Scooter	1996
Brown, Bobby	1958-60
Brown, Bobby Lee	1952
Brown, Ralph	1951-52
Brumbaugh, Wayne	1969
Bryant, Jack	1954-56
Budd, Mike	1962-64
Buddie, Mike	1990-92
Bullard, Byron	1957-59
Bumgardner, Rusty	1991
Bumgarner, Allen	1980
Bunn, Kevin	1981-84
Bush, Dave	1999-2002
Byrd, Greg	1977
Byrum, Kip	2004-05



Brad Comer



Dan Conway

C

Caddell, Kyle	1984
Cain, Larry	1966-68
Callison, Jim	1967-69
Carpenter, Charlie	1959
Carper, John	1980
Carver, Ron	1971
Caudill, Chris	2002-03
Chiou, Sunny	1995-98
Chmil, Nick	1982-85
Christie, Frank	1963-64
Clapperton, Jake	1970
Clayton, Ben	2000-02
Coffey, Brian	1993-96
Coghill, George	1989-92
Colbourne, Larry	1988-90
Cole, Tommy	1954-55
Cole, Tommy	1965-66
Coleman, Curtis	1978, 81

Coleman, Gary (Rip)	1951
Coluni, Bob	1951
Comer, Brad	2000-02
Conway, Dan	2000
Conwell, Billy	1974-76
Coon, Roger	1961-62
Cordone, Chris	1993-94
Corey, Steve	1972-73
Couch, David	1981-84
Covington, Bill	1960-62
Cox, Boyce	1961
Cox, Greg	1987-90
Crane, Chan	1988-91
Cross, Jim	1973
Currie, Aubrey	1960

D

Daeley, Scott	1998-99
Daniel, Rob	1989
Daniels, Tom	1971
Danosky, Ben	1996-99
D'Antona, Jamie	2001-03
Darden, Charlie	1951
Darracott, Chip	1974, 77
Davidson, Daniel	2002-04
Davis, Kevin	1988-90
Davis, Lefty	1954-56
Davis, Paul	1954
Davis, Tommy	1960
Dawkins, Tom	1971-74
DeFranco, Mike	1986-1989
DeFranco, Steve	1990-93
DePaula, Sean	1994-96
Dilinger, Pete	1973-74
Dillman, Bill	1965
Disney, Mike	1972-75
Dodgin, Kenny	1980
Doherty, Jimmy	1978-99
Donovan, Bret	1988-90
Downs, David	1981
Drabik, Jeff	1992
Drabik, Jeff	1993-95
Duckett, Kenny	1979
Duggan, Ted	1997

E

Elbe, Ben	2000-01
Eller, Max	1949-51
Elliott, V	1976
Ellis, Jim	1951
Ellis, Josh	2004-present
Enick, Brendan	2003-present
Erskine, Scott	1992
Ervin, George	1977-79
Eschen, Jim	1968-71
Eschen, Rich	1971-74
Eschen, Will	1949
Evans, Dave	1971-74
Evans, Jeff	1975


All-Time Letterwinners

F

Featherstone, Mike	1983-86
Feener, David	1972
Feiler, Jeff	1989-92
Fernandes, Larry	1972
Fernandes, Rick	1971
Fichter, Buck	1955-57
Fisher, Harry	1966
Floyd, June	1951-52
Forte, Charlie	1958-60
Franklin, Jay	1959-61
Frazier, Nathan	2005-present
Fulghum, Joe	1948-50
Futch, Winston	1959

G

Gadd, Jim	1968-70
Galehouse, Jerry	1959-61
Gallaher, Sean	1986-89
Gardner, Chris	1992-94
Garland, Bruce	1968-69
Garris, Ed	1987-88
Gee, Toby	1988
Gerrity, Ken	1975-78
Getz, Chris	2003
Ghutzman, Stephen	2001-02
Gibson, Mark	1983-84
Glover, John	1968
Gompers, Erik	1994
Goodman, Jerry	1960-61
Goodmark, Craig	1993-95
Goff, Andy	2004-present
Gourlay, Craig	1984-87
Gracely, Brian	1991-92
Graff, Chris	1982
Graham, Kevin	1988
Granese, Steven	1995-98
Gray, Todd	1994-97
Greenough, Wayne	1981
Greer, Andy	1992
Gregg, Tommy	1982-85
Greif, Brian	1982-84
Grimsley, Jimmy	1965-66
Guthrie, Ronnie	1957-59



Erik Hanson



Adam Heaps

H

Hagey, Steve	1966
Haggard	1948
Hall, Alan	1990-91
Hall, Bruce	1969-72
Hall, Bruce	1980-81

Hammond, Matt

Hamrick, John	1991-94
Haney, Joe	1985-86
Hansen, Josh	2001
Hanson, Adam	2001-03
Hanson, Erik	1984-86
Hanson, Steve	1977-78
Hardison, Alton	1951-52
Hargrave, Doug	1970
Harnisch, Frank	1977-80
Harnisch, Marty	1977-80
Harrell, Jim	1958-59
Harris, Arnom	1960
Harris, Bobby	1967-69
Harris, Dickie	1952-54
Harris, Paul	1949-50
Harrison, Scott	1980-82
Harry, George	1981
Harsh, Frank	1974
Hausman, Tom	1972-75
Hazlett, Rick	1974-75
Heaps, Adam	1999-2001
Hedgecoe, David	1990-93
Heitman, Bill	1967-69
Hely, Bob	1976-79
Hendricks, John	1996-99
Henkel, Merle	1974, 76-77
Henley, Doug	1976-77
Hertzog, Scott	1980-83
Hileman, Tim	1978
Hill, Don	1978
Hill, Seth	2002-03
Hillenbrand, Bruce	1952-54
Hilton, Kevin	1987
Hoch, Art	1948-50
Hodge, Charlie	1952
Hodges, Bob	1961
Holden, Chip	1970-73
Holden, David	1996-97
Holmes, Michael	1994-97
Holt, Linwood	1954-56
Hooks, Gene	1948-50
Hooks, Wright	1980
Horan, Steve	1981
Horn, Jim	1955
Horner, Doug	1966-68
Hornsby, Hank	2000-01
Howard, Lou	1963-64
Howard, Tommy	1951-52
Hoysgaard, Rob	1986
Hubbard, Ryan	2002-03
Huff, Tommy	1954
Hughes, Chad	1988
Hugo, Randy	1970-72
Humber, Frank	1986-89
Hurd, Chris	1978-80
Hurter, Brian	1989-92

I

Ingold, Ben	2002-05
Irving, Chuck	1976-77

Israel, Jim	1962-64
Itzoe, Josh	1994-97

J

Jarvis, Kevin	1988-91
Jarvis, Terry	1984
Jenkins, Buddy	1987-91
Jenkins, Todd	1991-94
Jeske, Mike	1978
Jeske, Steve	1976-78
Johnson, Stan	1978
Johnson, Andrew	1992-95
Johnson, Mark	1975
Johnson, Ryan	2000-03
Johnson, Stanley	1951
Johnson, Stanley	1976-79
Jones, Pat	1987
Jones, Pat	1970-73

K

Karcher, Jack	1959-61
Kavounis, Frank	1983-85
Keadle, Justin	2004-present
Kearney, Gus	1995
Kenkel, Kurt	1980-81
Kennedy, David	1989-90
Kersh, Charlie	1949-50
Key, Denny	1990
Kimmel, Greg	1995
King, Mark	1974-75
Kingsmore, Kip	1986-87
Kinlaw, Charlie	1948-51
Klopacs, Jon	2000-01
Knott, Bob	1961
Knox, Andrew	2004-present
Koehler, Al	1961, 63
Kole, Jeff	1978
Koons, Johnny	1986-89
Koontz, Bob	1954-55
Kowilcik, Chris	1989-92
Kozak, Fred	1973
Kramer, Jason	1992-75
Kraus, Joe	1964-66
Kreiger, Joe	1969
Ksansnak, Keith	1983-86
Kubachka, John	1999
Kubec, Ed	1982-83
Kuhn, Ted	1984
Kuklick, Brian	1995
Kupiec, Kraig	1992-95



Digit Laughridge



Ryan Lewis

All-Time Letterwinners

L

Lamberth, Jim	1981
Land, Lee	2004
Lang, Tom	1974
Lang, Walt	1958, 60
Lardieri, Dave	1994-97
Largey, Tyler	1989
LaSalla, Phil	1974
Latham, Steve	1974-76
Laughridge, Digit	1967-69
Lawrence, Bob	1957-59
Lawton, Bobby	1977
LeCrone, Jon	1975
Ledford, Buster	1959
LeFavre, Steve	2001-04
Ledford, Buster	1958
Lefelar, George	1951-52
Lefelar, Greg	1978-81
Leitner, Leo	1982-84
Lewis, John	1995
Lewis, Ryan	2000-02
Linnenkohl, Brett	2005-present
Liptak, Jack	1951-52
Livengood, Bill	1954
Livick, Paul	1948-50
Lodgek, Karl	1991-93
Loftin, Danny	1963-64
London, Randy	1956-66
Lovingood, Bill	1956-58
Lyles	1954
Lyman, Dustin	1996
Lynch, Archie	1952



Ryder Mathias



Matt Miller

M

Mabe, David	1987
MacDougal, Mike	1997-1999
Mackey, Danny	2001-04
Maisano, Anthony	1986-87
Malinowski, Steven	2003
Malloy, Pat	1996-97
Mandy, Ed	1961-63
Mariani, Frank	1974
Marino, Larry	1995-97
Marino, Roger	1995
Markley, Jeff	2003
Martin, John	1982
Martin, John	1987
Martin, Wayne	1961-64
Martz, Danny	1989-92
Marzano, David	1989-92

Masse, Billy	1988
Mathias, Ryder	2001-05
Matney, Vic	1948-50
Matthews, Paul	1958
May, Lee	1964
Maycroft, Eric	2001-03
McCarthy, Kevin	1982
McCleney, Dick	1948-51
McDowell, Pat	1960-63
McDowell, Peter	1993
McGinley, Jack	1955-57
McGuire, Rick	1974
McHenry, Pat	1972
McKeel, Luke	1954-56
McMillan, Rex	1957-58
McRae, Frank	1954-56
Meagher, Colin	1981-84
Melito, Mark	1991-95
Mellies, Charlie	2004-present
Mendez, Ricky	1997-2000
Merrifield, Bill	1981-83
Mersey, Jason	1998-99
Metzger, Don	1962-64
Midgett, Brad	1993
Miller, Charlie	1948
Miller, Dave	1963-64
Miller, George	1955-57
Miller, Ken	1973-76
Miller, Marion	1958-59
Miller, Matt	2004-05
Miller, Perry	1964
Mills, Tommy	1958
Minges, Clyde	1973
Mnick, Jeff	1982-85
Molloy, Bill	1963-66
Moody, Josh	1993-96
Moore, Harold	1955-57
Moore, Jim	1977-78
Moore, Jimmie	1975-77
Morabito, John	1985-87
Morley, Tim	2002-05
Morro, Dan	1986
Morro, Mike	1984
Moult, J.J.	1999
Moure, Brian	1988-89
Muller, Bob	1960-62
Mumford, Bob	1966-67
Mundy, Jim	1970-71
Murdock, Jackie	1957
Murphrey, Willis	1951
Murphy, Barry	1967
Muse, Oren	1955
Mustian, Vernon	1948-49
Myers, Bill	1966-68
Myers, Craig	1985
Myers, Dickie	1964-67


N

Neal, Joe	1970-71
Nesbitt, Lynn	1965
Newsome, Harry	1983


Newton, Warren	1978, 1980-81
Nicholas, Harry	1948-50
Nichols, Donnie	1961-62
Niesen, Eric	2005-present
Noell, Walt	1962-64
Norman, Jeff	1982-84
Nunez, Ted	1980
Nuti, Gregg	1984

O

O'Donnell, Mike	1987
Olson, Scott	1977-78
Otten, Josh	1996-98
Overcash, Johnny	1960



Jon Palmieri



Marc Palmieri

P

Pacer, John	1977-78
Packer, Billy	1960
Palmer, Ted	1970
Palmieri, Jon	1996-99
Palmieri, Marc	1990-93
Pardue, Jerry	1962-64
Parker, Jay	1991
Pastushok, Neil	1970
Patterson, Cliff	1971-73
Paugh, Ricky	1999-00
Penders, Rob	1993-96
Penn, George	1970
Pennington, Jay	1971-74
Perry, Wade	1985-88
Petrino, Bob	1969-70
Pettigrew, Tom	1963, 65
Phibbs, Carl	1948-50
Phillips, Chris	1986-89
Phillips, Fred	1971
Phillips, Jack	1957-59
Piedmonte, John	1985
Pike, Herb	1966-67
Plemmons, Robert	1959-61
Polifka, Don	1968-70
Polizos	1948
Poole, Jim	1969-70
Portnoy, Jonathan	2002-05
Pratapas, Mike	1985
Prevatte, James	1964-65
Price, Matt	1998-2001
Princi, Peter	1996-98
Pryce, Brad	1991-94


All-Time Letterwinners

R

Ragland, Wes	1985-86
Ramseur, Bobby	1965
Ramseyer, Mike	1994-97
Randall, Jack	1982-83
Rappaport, Jason	1997
Rausch, Jim	1969-71
Rauzzino, Bob	1979-80
Reiley, Chuck	1962
Reinisch, Paul	1988-90
Renn, Pascal	1965-67
Restuccio, Ross	1989-92
Rich, Don	1965-66
Riepe, Andrew	1996-99
Riepe, Doug	2001-04
Riggs, Matt	1990-93
Rikard, Will	1995-98
Riley, Mark	1977
Rimel, Bob	1961-63
Robbins, Jason	1991-93
Robinson, Craig	1968-70
Rodgers, Bobby	1993-95
Rogers, Jack	1951
Rogers, Kent	1948-51
Rosaia, Dan	2005-present
Roth, Don	1960-62
Ruffner, Bill	1980-82
Russell, Gregory	2001-03
Russell, Larry	1968, 70, 72
Ruziecki, Jeff	2002-03



Cory Sullivan



Corey Slavik

S

Sawkiw, Warren	1988-90
Schellenberg, Jerry	1974-76
Schild, Greg	1988
Schilling, Tim	1998
Schmitt, Eric	1997-2000
Schroeder, Clay	1972-75
Scioletti, Brad	2002-04
Scripture, Bill	1962-64
Scripture, Joe	1968
Seaver, Mark	1995-96
Seltzer, Bill	1969
Sepic, Joe	1965
Shabosky, Brian	1987-90
Shelhamer, Scott	1992-93
Shelton, Oscar	1958
Shelton, Tim	1979-80
Sherrill, Roger	1970-72
Shust, Brian	2004-present

Sides, Rod	1986
Siedel, Mike	1988
Siegel, Scott	1981
Siemon, Scott	1998-2001
Signore, Oscar	1950, 52
Simpkins, Chad	1991
Sizemore, Buddy	1965-66
Skinner, Frank	1957-59
Slavik, Corey	1998-2001
Sleeth, Kyle	2001-03
Smith, Brick	1978-81
Smith, Bud	1971-74
Smith, Chris	1990-93
Smith, Eugene	1951
Smith, Gene	1952
Smith, Hugh (Buddy)	1951-52
Souders, Sean	2004-present
Spiezio, Brian	1996
Sprio, Phil	1985
Stallings, Jack	1951-52
Stanley, Bob	1957
Staples, Will	1965-67
Sterk, Casey	2003-present
Stewart, Butch	1975
Stice, Scott	1986-88
Stiegele, Rob	197-88
Stokoe, John	1955-57
Sullivan, Cory	2000-01
Sullivan, Stephen	1997-2000
Swails, Sonny	1966-68
Sweigart, Lew	1961-62
Swider, John	1982-83

T

Talley, Randy	1983, 85-86
Tatum, Ben	1952, 54
Taylor, Matt	1992
Taylor, Spencer	1967
Teague, Charlie	1948-50
Tench, Ben	1954, 57-58
Tomaselli, Dave	1974
Trevey, Jim	1970
Troup, Kevin	1995-97
Tucker, J.B.	2004-05
Turner, Chris	1997-99
Tyler, Robert	1982-83
Tyner, John	1958-59

V

Valdespino, Bill	1988-89
Valtin, Matt	1979-82
Vander Clute, Dick	1949
Voshell, Chase	1998-2000



Bret Wagner



Kyle Wagner

W

Waggoner, Bob	1954-55
Wagner, Bret	1992-94
Wagner, Kyle	1992-95
Waite, Steve	1974
Walker, Brocke	1990-93
Walsh, Bill	1954-56
Walsh, Emmitt	1984-85
Walters, David	1983-84
Walton, Wayne	1971-73
Ward, Brian	1995
Ward, Jeremy	1997-98
Warner, Frank	1980-82
Warren, Joe	1954-55
Warren, Wiley	1948-51
Webster, Dwayne	1991-92
Wedekind, Kirby	2003
West, Jerry	1958-60
Weston, Deron	1988-91
Weston, Joel	1982
Wilcox, Mike	1984-86
Wilcox, Tim	1979-80
Wilkinson, Indy	2002-03
Williams, Jerry	1983
Williams, Pat	1960-62
Williams, Pete	1956-57
Williams, Rudy	1952
Williams, Sonny	1973
Williams, Whrens	1962
Willison, Jeff	1967
Wilner, Paul	1959-61
Wogan, Terry	1966
Wood, Bobby	1993-96
Woodall, Weldon	2005-present
Woodlief, Don	1951-52
Worrell, Bob	1961-63
Wrenn, Steve	1965-67
Wrenn, Woodrow	1948-50
Wright, Jim	1991-93

Y

York, Jim	1976
Young, Charles	1963
Young, Kyle	2003-present


Z

Zajac, Adam	1994-97
Zarski, Ken	1970-72
Zeglinski, John	1975-78
Zyskowski, Alan	1975-77

All-Americans



Charlie Teague, 2B
1947 ABCA (1st)
1949 ABCA (1st)
1950 ABCA (1st)



Brick Smith, DH
1981 ABCA (2nd)
Baseball America (3rd)



Jon Palmieri, 1B
1998 Collegiate Baseball
Sporting News
NCBWA (3rd)
1999 Baseball America (1st)
NCBWA (1st)
Collegiate Baseball (2nd)




Gene Hooks, 3B
1947 ABCA (1st)
1949 ABCA (1st)
1950 ABCA (2nd)



Bill Merrifield, SS
1982 ABCA (2nd)
Baseball America (3rd)
1983 ABCA (2nd)
Baseball America (3rd)



Mike MacDougal, P
1999 Baseball America (1st)
NCBWA (2nd)
Collegiate Baseball (2nd)



Dick Vanderclute, P
1949 ABCA (2nd)




Billy Masse, OF
1988 ABCA
Baseball America
Sporting News (1st)



Danny Borrell, P/1B
1999 NCBWA (2nd)




Linwood Holt, C
1955 ABCA (1st)



Jake Austin, OF
1989 Baseball America (3rd)



Cory Sullivan, CF
2000 NCBWA (3rd)
2001 NCBWA
Collegiate Baseball (1st)
Baseball Weekly (2nd)
Sporting News (2nd)




Rex McMillian, OF
1958 ABCA (3rd)



Chris Kowilcik, 3B
1992 ABCA (3rd)



Dave Bush, RHP
2001 NCBWA (3rd),
2002 Collegiate Baseball (1st)
NCBWA (2nd)
Baseball Weekly (2nd)
Baseball America (3rd)



Bill Scripture, CF
1963 ABCA (1st)
1964 ABCA (1st)
Sporting News (1st)



Bret Wagner, P/OF
1994 NCBWA (2nd)



Adam Bourassa, CF
2002 NCBWA (3rd)



Wayne Martin, C
1963 ABCA (2nd)



Dave Lardieri, DH
1997 ABCA (3rd)



Ryan Johnson, OF/DH
2002 Baseball Weekly (2nd)



Dave Miller, 2B
1963 ABCA (3rd)



John Hendricks, P
1998 NCBWA (1st),
Collegiate Baseball
Sporting News (2nd)
Baseball America (3rd)



Kyle Sleeth, RHP
2002 Collegiate Baseball
Baseball America
Baseball Weekly
NCBWA (2nd)
2003 NCBWA (2nd)
Collegiate Baseball (3rd)



Jamie D'Antona, 3B
2003 Collegiate Baseball
NCBWA
Baseball Weekly
ABCA (1st)
Baseball America (2nd)

ACC Players of the Year

1977 Kenny Baker Outfield

GP	AVG	AB	R	H	2B	HR	RBI	SB
44	.302	162	51	49	13	13	49	6

1981 Brick Smith First Base

GP	AVG	AB	R	H	2B	HR	RBI	SB
39	.410	139	51	57	8	18	45	4

1982 Bill Merrifield Shortstop


GP	AVG	AB	R	H	2B	HR	RBI	SB
39	.389	167	45	65	7	20	61	1

1983 Bill Merrifield Shortstop

GP	AVG	AB	R	H	2B	HR	RBI	SB
35	.476	143	49	68	9	17	64	17

2003 Jamie D'Antona Third Base

GP	AVG	AB	R	H	2B	HR	RBI	SB
53	.360	214	59	77	19	21	82	1



Above: Kenny Baker
 Top Middle: Brick Smith
 Bottom Middle: Bill Merrifield
 Far Right: Jamie D'Antona

ACC 50th Anniversary Team

In conjunction with the 50th anniversary of the ACC, the league announced its 50-member anniversary team in the fall of 2002.



Jake Austin



Jon Palmieri

Jake Austin (1989-1992)

A four-time All-ACC selection... left Wake Forest as the school's all-time leader in home runs (55), triples (13) and at-bats with 919... ranks 10th all-time in the ACC in home runs (55) and RBI (236).

Tommy Gregg (1982-1985)

A three-time first team All-ACC selection... went on to play nine seasons in the major leagues, most notably with the Atlanta Braves... finished his Wake Forest career with 100 stolen bases, fourth-best in ACC history... his five stolen bases in a single game in 1984 still ties for an ACC record.

Mike MacDougal (1997-1999)

A two-time All-ACC selection... went 13-2 with a 2.37 ERA on Wake Forest's 1999 ACC Championship team... fanned 108 batters in 114 innings... struck out 288 batters in just three seasons... threw a no-hitter against Duke in 1999... was the first round draft pick of Kansas City in 1999 and made his major league debut with the Royals in the summer of 2001... earned a place on the American League All-Star team as a closer in 2003.

Bill Merrifield (1981-1983)

Earned ACC Player of the Year honors in 1982 and 1983... batted .389 in 1982 with 20 HR and 61 RBI... hit .476 in 1983 with 17 HR and 64 RBI... his .476 average is still the the best single season batting average in ACC history... his .400 career batting average ranks third all-time in ACC history.

Jon Palmieri (1996-1999)


A two-time All-American who led the ACC in hitting in 1998 and 1999... left as Wake Forest's all-time leader in runs (230), hits (338), doubles (82) and RBI (241)... still holds the Wake Forest record for hits in a single season with 112, accomplishing the feat in 1998 and 1999... led the Deacons to back-to-back ACC Championships and NCAA Tournament appearances... his .395 career batting average ranks fourth all-time in ACC history... his 82 doubles are tied for the second most in ACC history.

Billy Scripture (1962-1964)

A three-time first team All-ACC selection and a two-time consensus All-American... led Wake Forest to back-to-back ACC Championships and NCAA Tournament appearances in 1962 and 1963... batted .360 for the 1963 team with 13 HR and 54 RBI, leading the ACC in both HR and RBI.

Brick Smith (1978-1981)

A four-time first team All-ACC selection... the 1981 ACC Player of the Year who hit .410 with 18 HR and 45 RBI... was also named All-American by the ABCA and Baseball America that season... played two seasons with the Seattle Mariners in 1987 and 1988.



Tommy Gregg




Billy Scripture



Mike MacDougal



Brick Smith



Bill Merrifield

Career Statistics

	YRS	GP	AVG	AB	R	H	2B	HR	RBI	SB
Jake Austin	4	236	.345	919	213	317	53	55	236	48
Tommy Gregg	4	164	.374	668	185	250	41	18	116	100
Bill Merrifield	3	113	.400	473	134	189	24	45	178	21
Jon Palmieri	4	225	.395	856	230	338	82	36	241	33
Billy Scripture	3	100	.337	356	116	120	33	26	106	40
Brick Smith	4	138	.344	514	132	163	21	47	147	14
	YRS	G-GS	ERA	W-L	CG	IP	H	ER	BB	SO
Mike MacDougal	3	51-43	3.54	25-12	7	302.2	254	119	181	288

All-ACC Honors



Tommy Cole



Stan Johnson



Brick Smith



Cory Sullivan

Most All-ACC Selections

4 - Jake Austin (OF), Stan Johnson (C), Brick Smith (1B).

3 - Bill Barnes (3B), Tommy Cole (OF), Lefty Davis, (P), Jay Franklin (OF), Tommy Gregg (OF), Linwood Holt (C), Dave Lardieri (DH), Luther McKeel (UT), Bob Plemmons (P), Bill Scripture (OF).

All-ACC Selections

- 1954 Linwood Holt, C (1st)
Dickie Harris, 2B (2nd)
Ben Tatum, 3B (2nd)
Luther McKeel, OF (2nd)
Bill Livengood, OF (2nd)
Lefty Davis, P (2nd)
- 1955 Linwood Holt, C (1st)
Lefty Davis, P (1st)
Luther McKeel, UT (1st)
Tommy Cole, OF (1st)
Bill Barnes, 2B (2nd)
Harold Moore, SS (2nd)
- 1956 Linwood Holt, C (1st)
Lefty Davis, P (1st)
Bill Barnes, UT (1st)
Frank McRae, UT (1st)
George Miller, OF (1st)
Jack Bryant, UT (2nd)
Luther McKeel, OF (2nd)
- 1957 Bill Barnes, UT (1st)
Al Baker, 2B (1st)
Jack Phillips, 1B (2nd)
John Stokoe, OF (2nd)
Rex McMillan, UT (2nd)
- 1958 Rex McMillan, OF (1st)
Al Baker, SS (1st)
Jack Phillips, 1B (2nd)
Buster Ledford, OF (2nd)
Ben Tench, P (2nd)
- 1959 Bob Plemmons, P (1st)
Bobby Brown, 2B (1st)
Charlie Forte, UT (1st)
Jay Franklin, OF (1st)
Buster Ledford, OF (2nd)
- 1960 Jay Franklin, OF (2nd)
Bob Plemmons, P (2nd)
Aubrey Currie, 1B (2nd)
Bobby Brown, 2B (2nd)
Charlie Forte, 3B (2nd)
Paul Wilner, OF (2nd)
Jerry Goodman, UT (2nd)
- 1961 Jay Franklin, UT (1st)
Roger Coon, OF (1st)
Bob Plemmons, P (1st)
Jerry Goodman, OF (2nd)
- 1962 Bill Scripture, OF (1st)
Roger Coon, UT (1st)

- Pat McDowell, P (2nd)
- 1963 Bill Scripture, OF (1st)
Wayne Martin, C (1st)
Lou Howard, P (1st)
David Miller, 2B (2nd)
Walt Noell, SS (2nd)
- 1964 Bill Scripture, OF (1st)
Wayne Martin, C (1st)
Lou Howard, P (1st)
Mike Budd, OF (1st)
David Miller, 2B (2nd)
Walt Noell, SS (2nd)
- 1965 Tommy Cole, OF (1st)
Bill Malloy, 3B (2nd)
Bill Dillman, P (2nd)
- 1966 Tommy Cole, OF (1st)
Steve Wrenn, 1B (2nd)
- 1967 Steve Wrenn, 1B (1st)
Jim Calison, OF (2nd)
- 1968 Digit Laughridge, OF (2nd)
- 1969 Craig Robinson, SS (1st)
Jim Calison, OF (1st)
Digit Laughridge, OF (2nd)
- 1970 Craig Robinson, SS (1st)
Jim Eschen, 3B (2nd)
- 1971 Jim Eschen, 3B (2nd)
- 1972 Rich Eschen, 3B (1st)
Tom Dawkins, SS (2nd)
- 1973 Rich Eschen, 3B (1st)
- 1974 Jerry Schellenberg, OF (2nd)
- 1976 John Zeglinski, 1B (1st)
Kenny Baker, OF (2nd)
Stan Johnson, C (2nd)
- 1977 Kenny Baker, OF (1st)
John Zeglinski, 1B (1st)
Ken Gerrity, OF (2nd)
Stan Johnson, C (2nd)
- 1978 Bob Hely, 2B (1st)
Brick Smith, DH (1st)
Johnny Pacer, SS (2nd)
Ken Gerrity, OF (2nd)
Stan Johnson, C (2nd)
- 1979 Stan Johnson, C (1st)
Brick Smith, 1B (1st)
Bob Hely, 2B (2nd)
- 1980 Brick Smith, 1B (1st)
- 1981 Brick Smith, 1B (1st)
- 1982 Bill Merrifield, SS (1st)

- Bill Ruffner, OF (1st)
Tommy Gregg, OF (1st)
Frank Warner, P (2nd)
- 1983 Bill Merrifield, SS (1st)
Tommy Gregg, OF (1st)
- 1984 Tommy Gregg, OF (1st)
- 1985 Erik Hanson, P (2nd)
- 1986 John Morabito, 3B (1st)
Wade Perry, OF (2nd)
Mike Wilcox, OF (2nd)
- 1987 Anthony Maisano, C (2nd)
John Morabito, OF (2nd)
- 1988 Billy Masse, OF (1st)
- 1989 Jake Austin, OF (1st)
Frank Humber, P (1st)
Brian Shabosky, SS (1st)
Warren Sawkiw, OF (2nd)
- 1990 Warren Sawkiw, OF (1st)
Jake Austin, OF (2nd)
- 1991 Jake Austin, OF (1st)
Buddy Jenkins, P (1st)
Chris Kowlicik, 3B (2nd)
Danny Martz, SS (2nd)
- 1992 Chris Kowlicik, 3B (1st)
Jake Austin, OF (1st)
- 1993 Brad Pryce, OF (2nd)
Bret Wagner, UT (2nd)
- 1994 Bret Wagner, UT (2nd)
- 1995 Mark Melitto, SS (1st)
Dave Lardieri, DH (1st)
Kyle Wagner, C (2nd)
- 1996 Dave Lardieri, DH (2nd)
- 1997 Dave Lardieri, DH (1st)
Mike MacDougal, P (2nd)
- 1998 John Hendricks, P (1st)
Jon Palmieri, 1B (1st)
- 1999 Jon Palmieri, 1B (1st)
Mike MacDougal, P (1st)
Danny Borrell, DH (1st)
Scott Daeley, OF (2nd)
- 2000 Chase Voshell, SS (1st)
Scott Siemon, P (1st)
Dan Conway, C (2nd)
Cory Sullivan, OF (2nd)
Eric Schmitt, P (2nd)
- 2001 Dave Bush, RHP (1st)

- Cory Sullivan, OF (1st)
Jason Aquilante, C (2nd)
Carlos Brackley, DH (2nd)
Jamie D'Antona, 1B (2nd)
Corey Slavik, 3B (2nd)
Cory Sullivan, LHP (2nd)
- 2002 Adam Bourassa, CF (1st)
Dave Bush, RHP (1st)
Ryan Johnson, DH (1st)
Kyle Sleeth, RHP (1st)
Nick Blue, 2B (2nd)
- 2003 Adam Bourassa, CF (1st)
Jamie D'Antona, 3B (1st)
Kyle Sleeth, RHP (1st)
Ryan Johnson, OF (2nd)
- 2004 Ben Ingold, SS (2nd)
- 2005 J.B. Tucker, C (2nd)

ACC Tournament MVPs

- 1998 John Hendricks, P
- 1999 Andrew Riepe, C
- 2001 Dave Bush, P

ACC All-Tournament

- 1989 Neil Avent, 3B
Frank Humber, P
- 1995 Mark Melitto, SS
- 1998 John Hendricks, P
Jon Palmieri, 1B
Corey Slavik, 3B
Danny Borrell, P
Scott Daeley, OF
- 1999 Mike MacDougal, P
Danny Borrell, DH/P
Andrew Riepe, C
Scott Daeley, OF
Chase Voshell, SS
Matt Price, OF
Scott Siemon, P
Dave Bush, P
- 2001 Dave Bush, P
Cory Sullivan, OF
Jamie D'Antona, 1B
Jamie Athas, SS
Corey Slavik, 3B
- 2002 Adam Bourassa, OF
Nick Blue, 2B
Ryan Johnson, OF

ACC Coaches of the Year

- 1982 Marvin Crater
26-12-1 Overall 6-5 ACC
- 2002 George Greer
47-13-1 Overall 17-6 ACC

ACC Rookie of the Year

- 2001 Jamie D'Antona First Base

AVG	AB	2B	HR	RBI	SB
.364	253	14	17	77	1

ACC Tournament History

1973 -- CHAPEL HILL, NC (1-2)
 WF 210 000 070 --- 10 14 3
 UNC 000 002 031 --- 6 6 3
 W-Bolton. L-Chamberlain.

WF --- 3 7 5
 CU --- 10 16 2
 W-Graham. L-Corey.

WF --- 3 8 0
 NCST --- 5 9 0
 W-Stoddard. L-Cross.

1974 -- RALEIGH, NC (0-1)
 WF 200 110 000 --- 4 8 4
 UNC 002 002 001 --- 5 8 2
 W-Paschall. L-Dillinger.

1975 -- DURHAM, NC (1-2)
 WF 010 000 000 --- 1 2 0
 MD 000 000 000 --- 0 3 2
 W-Henkel. L-Ferris.

NCST 370 000 003 --- 13 15 3
 WF 001 000 040 --- 5 8 3
 W-Hayes. L-Warite. HR-Zagorski (NCS), Smodic (NCS).

CU 405 012 020 --- 15 13 0
 W-000 000 100 --- 1 6 4
 W-Wyatt. L-Dillinger. HR-Fahmy (C).

1976 -- CHAPEL HILL, NC (1-2)
 WF 000 002 203 --- 7 11 5
 NCST 000 002 100 --- 3 11 5
 W-Irving. L-Spanton.

WF 000 000 000 --- 0 6 0
 CU 000 010 01X --- 2 6 2
 W-Musselman. L-Kornhaus. HR-Belk (C).

VA 101 121 110 --- 8 17 0
 WF 010 010 000 --- 2 9 2
 W-Anderson. L-Henkel. HR-Duncan (V)

1977 -- CLEMSON, SC (4-0)
Champions
 DU 010 000 000 --- 1 6 0
 WF 000 011 00X --- 2 5 0
 W-Henkel. L-Gardner. S-Irving. HR-King (D).

MD 010 005 001 --- 7 11 4
 WF 001 036 00X --- 10 8 6
 W-Darracott. L-Jackman. S-Irving.

WF 000 012 002 --- 5 13 1
 CU 100 111 000 --- 4 10 0
 W-Henley. L-Woessner.

CU 020 330 010 --- 9 11 3
 WF 049 320 40X --- 22 21 1
 W-Darracott. L-Quintrell. HR-Schrieder (C), Henley (WF), Pacer (WF), Johnson (WF), Wingo (C).

1978 -- CLEMSON, SC (3-2)
 VA 000 200 000 --- 2 7 1
 WF 700 000 36X --- 16 18 2
 W-Newton. L-Moore. HR-Smith (WF), Hanson (WF) 2, Hely (WF), Duncan (V).

WF 000 200 001 --- 3 6 6
 DU 000 000 202 --- 4 4 0
 W-Mikush. L-Austin. HR-Zeglinski.

WF 100 120 101 --- 6 13 3
 NCST 000 000 201 --- 3 7 4
 W-Newton. L-Bryant. HR-Hanson (WF).

DU 010 010 010 --- 3 5 0
 WF 000 001 30X --- 4 6 3
 W-Smith. L-Donagan. HR-Schoenhof (D).

WF 010 000 001 --- 2 10 3
 CU 410 010 01X --- 7 8 0
 W-Snyder. L-Doherty. HR-Hanson (WF).

1980 -- RALEIGH, NC (0-1)
 WF 000 000 000 --- 0 5 3
 CU 000 310 00X --- 4 10 1
 W-Kenyon. L-Newton.

1981 -- CHAPEL HILL, NC (1-2)
 WF 000 000 000 --- 0 3 1
 NCST 002 000 00X --- 2 7 2
 W-Plesac. L-Newton.

MD 000 002 000 00 --- 2 11 3
 WF 000 002 000 01 --- 3 8 2
 W-Vatlin. L-Cardi. HR-Smith (WF).

WF 101 100 200 0 --- 5 11 0
 CU 300 000 002 1 --- 6 10 1
 W-Gallagher. L-Newton. HR-Key (C).

1982 -- CHAPEL HILL, NC (3-2)
 VA 114 010 201 --- 10 15 1
 WF 110 200 000 --- 4 8 3
 W-Gordon. L-Vatlin. HR-Clarke (V), Merrifield (WF).

WF 000 012 030 --- 6 8 4
 MD 000 012 000 --- 3 10 0
 W-Mnck. L-Romanovsky. HR-Bunn (WF), Ruffner (WF).

GT 040 101 000 --- 6 9 3
 WF 200 022 20X --- 8 9 2
 W-Harrison. L-Jett. S-Warner. HR-Ruffner (WF) 2, Grief (WF), Merrifield (WF).

WF 002 000 203 --- 7 8 2
 VA 200 000 100 --- 3 9 1
 W-Hertzog. L-Laporata. S-Mnck.

UNC 020 010 101 --- 5 8 0
 WF 000 130 000 --- 4 7 1
 W-Droschak. L-Warner. S-Mench. HR-Bunn (WF), Merrifield (WF).

1983 -- CHAPEL HILL, NC (0-2)
 MD 110 441 000 --- 11 11 2
 WF 000 000 100 --- 1 7 3
 W-Cardi. L-Leitner. HR-Brooks (M), Davenport (M), Johnstone (M), Bunn (WF).

WF 010 010 335 --- 13 13 2
 DU (10)00 000 031 --- 14 13 2
 W-Lamb. L-Kavounis. HR-Bianco (D), Merrifield (WF).

1984 -- DURHAM, NC (0-2)
 WF 000 010 010 --- 2 9 4
 UNC 302 001 25X --- 13 14 1
 W-Turner. L-Hanson. HR-Meagher (WF), Wilkinson (NC) 2, Merullo (NC), Wilcox (WF).

WF 000 001 002 000 --- 3 10 1
 GT 000 001 002 001 --- 4 12 2
 W-Fleming. L-Leitner. HR-Wilcox (WF), Sims (GT).

1985 -- ATLANTA, GA (1-2)
 WF 101 200 140 --- 9 14 1
 VA 001 000 021 --- 4 5 0
 W-Hanson. L-Biggs. HR-Morabito (WF).

GT 203 041 122 --- 15 14 1
 WF 101 002 500 --- 11 17 2
 W-Fleming. L-Mnck. HR-Chamill (WF), Jordan (GT).

WF 000 000 010 --- 1 9 4
 MD 230 201 11X --- 10 12 1
 W-Russell. L-Gourlay. HR-Davenport (M).

1986 -- DURHAM, NC (0-2)
 WF 003 020 000 000 00 --- 5 15 3
 CU 011 021 000 000 01 --- 6 11 1
 W-Huggins. L-Gourlay. HR-Maisano (WF), Heffernan (C).

WF 010 020 211 --- 7 12 1
 MD 200 430 00X --- 9 7 3
 W-Krivak. L-Featherstone. S-Anderson. HR-Hicks (M).

1987 -- GREENVILLE, SC (1-2)
 WF 000 100 300 --- 4 10 5
 CU 021 011 41X --- 11 13 2
 W-Bames. L-Humber. HR-Spires (C), Mazey (C), Maisano (WF).

MD 300 000 000 --- 3 5 1
 WF 041 001 01X --- 7 12 0
 W-Stice. L-Tryon. HR-Bengston (M).

GT 100 130 000 --- 5 8 1
 WF 000 200 100 --- 3 6 4
 W-Drake. L-Gourlay. S-Poole. HR-Sitter (GT).

1988 -- GREENVILLE, SC (0-2)
 WF 000 100 110 --- 3 6 2
 GT 010 100 11X --- 4 8 1
 W-Poole. L-Jenkins. HR-Gallaher (WF).

MD 020 000 103 --- 6 8 2
 WF 011 000 000 --- 2 7 3
 W-Tryon. L-Phillips.

1989 -- GREENVILLE, SC (2-2)
 WF 100 000 000 --- 1 7 0
 NCST 000 000 101 --- 2 3 0
 W-Bark. L-Humber. HR-Shingledecker (NCS) 2.

DU 000 000 000 --- 0 7 1
 WF 033 030 01X --- 10 12 4
 W-Jarvis. L-Zarinsky. HR-Kennedy (WF), Moore (WF), Koons (WF).

WF 011 100 000 --- 3 8 0
 WF 032 000 00X --- 5 10 2
 W-Humber. L-Drake. HR-Durkin (GT).

WF 000 000 011 --- 2 9 1
 UNC 003 021 00X --- 6 8 3
 W-Dougherty. L-Jenkins.

1990 -- GREENVILLE, SC (1-2)
 GT 001 001 010 --- 3 9 1
 WF 000 000 010 --- 1 6 0
 W-Hostetler. L-Buddle. HR-Raper (GT).

WF 000 213 001 --- 7 8 1
 MD 000 002 000 --- 2 4 3
 W-Jarvis. L-Rayne. HR-Kowlick (WF), Reinisch (WF).

VA 001 006 100 --- 8 13 1
 WF 000 003 010 --- 4 8 1
 W-Ruyak. L-Crane. S-Seller. HR-Martz (WF).

1991 -- GREENVILLE, SC (1-2)
 WF 300 010 102 --- 7 11 0
 UNC 002 000 000 --- 2 6 2
 W-Jarvis. L-Manning. HR-Kowlick (WF), Coghill (WF).

CU 201 020 101 --- 7 10 2
 WF 000 000 200 --- 2 4 4
 W-Kimbrell. L-DeFranco. HR-Crowley.

NCST 040 000 000 5 --- 9 11 3
 WF 201 000 010 0 --- 4 13 3
 W-Decker. L-Jenkins.

1992 -- GREENVILLE, SC (1-2)
 WF 010 010 020 --- 5 8 0
 DU 002 000 000 --- 2 3 0
 W-Buddle. L-Starnan. HR-Coghil (WF).

WF 000 100 000 --- 1 3 2
 FSU 300 010 20X --- 6 8 0
 W-Davis. L-DeFranco. HR-Mueller (FSU), Kowlick (WF).

UNC 130 100 101 --- 7 9 1
 WF 101 010 000 --- 3 8 5
 W-Johnson. L-Jenkins.

1993 -- GREENVILLE, SC
 WF 000 001 011 --- 3 8 3
 UNC 000 000 301 --- 4 7 1
 W-Chrismon. L-DeFranco. HR-Smith (WF).

WF 200 111 002 --- 7 7 3
 VA 024 000 101 --- 8 11 4
 W-Lankford. L-Atkins. HR-Smith (WF).

1994 -- GREENVILLE, SC (1-2)
 WF 021 110 204 --- 9 14 2
 DU 000 300 201 --- 6 10 2
 W-Wagner. L-Jackson. HR-Chiou (D).

GT 001 000 311 --- 6 11 0
 WF 000 000 000 --- 0 8 1
 W-Gogolin. L-Rodgers.

WF 000 201 000 --- 3 7 4
 FSU 452 421 00X --- 18 22 1
 W-Morgan. L-Holmes. HR-Martin (FSU).

1995 -- GREENVILLE, SC (1-2)
 UNC 000 010 000 --- 1 4 1
 WF 000 000 13X --- 4 8 0
 W-Murphy. L-Seaver. S-Chrismon.

WF 261 404 000 --- 17 18 0
 MD 001 200 100 --- 4 8 0
 W-Atkins. L-Smith. S-Wood. HR-Bernard (WF), Drabik (WF), Meito (WF).

NCST 252 002 000 --- 11 16 1
 WF 000 010 001 --- 2 8 0
 W-Roupe. L-DePaula. HR-Barkett (NCS) 2, Johnson (NCS), Wolff (NCS).

1996 -- DURHAM, NC (1-2)
 MD 101 000 000 --- 2 7 0
 WF 000 300 00X --- 3 7 1
 W-Holmes. L-Wooden. S-Wood. HR-Malloy (WF).

WF 000 210 100 --- 4 9 3
 FSU 110 402 00X --- 8 15 2
 W-Morgan. L-Seaver. HR-Drew (FSU).

NCST 200 002 102 --- 7 12 4
 WF 001 011 003 --- 5 10 2
 W-Lee. L-Hendricks.

1997 -- ST. PETERSBURG, FL (0-2)
 WF 002 011 002 --- 6 9 0
 CU 500 010 02X --- 8 11 1
 W-Mottl. L-MacDougal. HR-Lardieri (WF), Malloy (WF), Burnham (C), Stanley (C).

UNC 000 000 202 --- 4 8 2
 WF 003 000 000 --- 3 9 3
 W-Elmore. L-Hendricks.

1998 -- DURHAM, NC (5-1)
Champions
 WF 002 020 410 --- 9 12 0
 NCST 000 000 001 --- 1 7 3
 W-Hendricks. L-Baker. HR-Rikard (WF).

FSU 203 100 710 --- 14 12 2
 WF 000 001 000 --- 1 7 5
 W-Crawford. L-MacDougal. HR-Daeley (WF).

GT 000 010 000 --- 1 4 0
 WF 100 000 01X --- 2 6 1
 W-Schmitt. L-Yankosky. HR-Overton (GT).

WF 000 102 000 --- 3 9 1
 UNC 000 000 000 --- 0 7 3
 W-Ward. L-Snare. HR-Palmieri (WF).

FSU 000 000 010 --- 1 4 3
 WF 000 001 001 --- 2 8 1
 W-Hendricks. L-Stocks. HR-Stavik (WF).

WF 102 021 000 --- 6 13 2
 FSU 000 101 001 --- 3 6 0
 W-Borrell. L-Chavez.

1999 -- DURHAM, NC (5-0)
Champions
 VA 000 110 010 --- 3 8 2
 WF 001 100 02X --- 4 7 0
 W-Hendricks. L-Kennedy.

WF 000 011 004 --- 6 11 1
 CU 001 000 002 --- 3 2 1
 W-MacDougal. L-Mottl. S-Borrell. HR-Borrell (WF).

WF 000 021 001 --- 4 11 1
 FSU 000 000 000 --- 0 7 2
 W-Siemon. L-Stocks. HR-Price (WF), Vostell (WF).

NCST 103 000 020 --- 6 9 2
 WF 204 041 00X --- 11 13 0
 W-Briggs. L-Stradham. HR-Wright (NCSU), Acevado (NCSU), Borrell (WF).

CU 005 000 000 --- 5 7 1
 WF 000 333 00X --- 9 13 0
 W-Bush. L-Reba. HR-Greene (CU), Price (WF).

2000 -- FORT MILL, SC (1-2)
 UNC 001 101 000 022 0 --- 7 13 4
 WF 100 001 100 022 1 --- 8 11 5
 W-Borrell. L-Earey. HR-Borrell (WF).

WF 000 020 100 --- 3 5 0
 GT 000 203 10X --- 6 10 1
 W-Vance. L-Briggs. HR-Brackley (WF), Goffena (GT).

WF 000 210 000 --- 3 7 2
 VA 103 000 31X --- 8 13 1
 W-Street. L-Borrell. HR-Giraldo (VA), Rueffert (VA).

2001 -- FORT MILL, SC (4-1)
Champions
 UNC 001 411 100 --- 8 9 2
 WF 041 103 20X --- 11 15 3
 W-Bartlett. L-Moore. HR-Grueberg (UNC), Sullivan (WF), Stavik (WF).

WF 000 100 010 --- 2 7 0
 VA 000 000 100 --- 1 6 0
 W-Bush. L-Creswell.

GT 100 000 110 --- 3 8 1
 WF 020 101 00X --- 4 7 1
 W-Sleeth. L-Kelly. HR-Lewis (GT), D'Antona (WF), Ghutzman (WF).

FSU 233 000 403 --- 15 19 1
 WF 000 101 000 --- 2 5 2
 W-Peterson. L-Bartlett. HR-Griffin (FSU), Ritchie (FSU).

WF 160 016 003 --- 17 17 3
 NCST 020 200 000 --- 4 7 2
 W-Sullivan. L-McKee. HR-Sullivan 2 (WF), D'Antona (WF), Brackley (WF), Riley (NCST).

2002 -- ST. PETERSBURG, FL (2-2)
 NCS 002 010 001 --- 4 14 2
 WF 103 420 20X --- 12 17 0
 W-Sleeth. L-Davidson. HR-Hicks (NCST), Johnson (WF), D'Antona (WF).

UNC 101 201 200 000 --- 7 14 0
 WF 104 010 010 02X --- 9 15 2
 W-Bush. L-Maples. HR-M. Adams (UNC).

FSU 000 005 000 --- 5 9 0
 WF 000 011 000 --- 2 8 0
 W-Varnes. L-Braun. HR-Drew (FSU).

WF 002 003 001 --- 6 14 0
 CU 000 240 20X --- 8 10 0
 W-Hourigan. L-Morley. HR-Johnson (WF), Ghutzman (WF), Siolett (WF), Baker (CU), Johnson (CU).

2003 -- SALEM, VA (0-2)
 WF 000 120 203 --- 8 15 4
 GT 105 101 01X --- 9 9 1
 W-Owings. L-Sleeth. HR-Johnson (WF), Slayden (GT).

WF 511 000 004 0 --- 11 11 1
 VA 302 020 202 1 --- 12 15 6
 W-Laird. L-Vedekind. HR-Hubbard (WF), Lefavre (WF), Koshansky (VA).

2004 -- SALEM, VA (0-1)
 MD 540 204 000 --- 15 17 4
 WF 106 000 212 --- 12 14 2
 W-Hart. L-Keade. HR-Frazier (MD), Jarosinski (MD), Lefavre (WF).

2005 -- JACKSONVILLE, FL (3-2)
 DU 000 001 000 --- 1 4 4
 WF 100 403 02X --- 10 9 1
 W-Molles. L-Burke.

WF 154 013 600 --- 20 23 3
 MD 070 240 000 --- 13 15 2
 W-Ellis. L-Sufczynski. HR-Mathias (WF), Melvin (MD).

WF 205 000 010 --- 8 8 4
 GT 000 060 102 --- 9 12 3
 W-Vietars. L-Bach. HR-Kindel (GT).

NC 100 000 000 --- 1 6 1
 WF 010 000 01X --- 2 5 2
 W-Young. L-Miller.

WF 200 010 000 --- 3 10 1
 FS 031 201 00X --- 7 6 2
 W-Hyde. L-Byrum. HR-Wardell (FS).

Deacons In The ACCs

Overall Record	45-55
Tournament Titles	4
Years	1977, 1998, 1999, 2001
In the 1970's	10-9
In the 1980's	9-19
In the 1990's	16-17
In the 2000's	10-10
In Atlanta	1-2
In Clemson	7-2
In Durham	14-9
In Chapel Hill	5-10
In Fort Mill	5-3
In Greenville	8-18
In Jacksonville	3-2
In Raleigh	0-2
In Salem	0-3
In St. Petersburg	2-4
Under Crater	15-24
Under Greer	25-29
Under Rembielak	3-2
Vs. Clemson	4-11
Vs. Duke	6-2
Vs. Florida State	3-7
Vs. Georgia Tech	4-9
Vs. Maryland	10-4
Vs. North Carolina	7-8
Vs. North Carolina State	6-7
Vs. Virginia	5-6
As the #1 Seed	0-0
As the #2 Seed	7-2
As the #3 Seed	11-3
As the #4 Seed	2-6
As the #5 Seed	

NCAA Tournament History

1949 - DISTRICT 3 PLAYOFFS

Charlotte, NC
 Kentucky 200 001 000 —3 8 2
 Wake Forest 000 000 32x —5 7 3
 W—Mustian. L—Hirsch.

Mississippi St. 000 100 110 000 —3 8 3
 Wake Forest 001 000 020 001 —4 11 2
 W—Brandon.

Wake Forest 310 001 030 — 8 9 3
 Kentucky 000 000 000 — 0 4 7
 W—Bauer. L—Hatchett.

1949 - REGION 2 PLAYOFFS

South Bend, IN
 Wake Forest 021 000 001 —4 8 2
 Notre Dame 000 100 000 — 1 9 0
 W—Bauer. L—Mahannah.

Notre Dame 001 121 002 —7 10 4
 Wake Forest 140 210 02x —10 12 1
 W—VanderClute. L—Campbell.

1949 - COLLEGE WORLD SERIES

Wichita, KS
Runner-up
 Southern Cal 001 000 000 0 — 1 3 1
 Wake Forest 000 001 000 1 — 2 6 2
 W—Pender. L—Schlarg.

Wake Forest 000 001 000 —1 10 2
 Texas 200 120 21x —8 13 1
 W—Gorin. L—Bauer.

Southern Cal 000 100 000 000 —1 6 2
 Wake Forest 000 000 010 001 —2 10 3
 W—VanderClute. L—Schlarg.

Texas 110 020 240 —10 18 1
 Wake Forest 000 200 010 —3 6 1
 W—Wail. L—Nichols. HR—Hamilton (T).

1955 - DISTRICT 3 PLAYOFFS

Morgantown, WV - [Automatic]
Champions
 Wake Forest 010 020 011 —5 8 2
 West Virginia 000 000 010 — 1 8 5
 W—McGinley. L—Heise.

West Virginia 000 001 008 —9 9 6
 Wake Forest 520 000 000 —7 8 0
 W—Cook. L—Davis.

Wake Forest 030 101 001 —6 9 1
 West Virginia 020 210 000 —5 8 2
 W—Stokoe. L—Heise.

Winter Park, FL

Wake Forest 001 000 102 —4 7 1
 Rollins 000 000 000 —0 7 3
 W—McGinley. L—Brophy. HR—Cole (WF).

Rollins 000 010 010 —2 9 3
 Wake Forest 000 112 02x —6 14 1
 W—Davis. L—Cary.

1955 - COLLEGE WORLD SERIES

Omaha, NE
Champions
 Wake Forest 000 000 010 —1 2 0
 Colgate 000 000 000 —0 4 2
 W—McGinley. L—Bossidy.

Colorado State 1
 Wake Forest 10
 W—Davis.

Western Michigan 9
 Wake Forest 0

W. Michigan 000 010 060 —7 9 0
 Wake Forest 007 010 20x —10 12 0
 W—McGinley. L—Eggers.

Wake Forest 001 001 000 —2 3 2
 Okla. State 000 000 000 —0 4 2
 W—Stokoe. L—Garrett.

Wake Forest 012 030 010 —7 12 2
 W. Michigan 003 300 000 —6 8 1
 W—McGinley. L—Schwartzkoff.

1962 - DISTRICT 3 PLAYOFFS

Gastonia, NC - [Automatic]
 West Virginia 000 102 000 —3 8 2
 Wake Forest 000 300 41x —8 7 1
 W—Biddix. L—Saunders. HR—Thorn (WV)

Wake Forest 7
 Florida 1

Florida State 011 004 220 —10 17 1
 Wake Forest 000 003 401 —8 9 3
 W—Hawkins. L—Muller. HR—Coon (WF), Woodward (FSU).

Florida State 000 010 010 01 —3 8 0
 Wake Forest 100 000 010 00 —2 8 0
 W—Thomas. L—Roth. HR—Scripture (WF), Williams (WF).

1963 - DISTRICT 3 PLAYOFFS

Gastonia, NC - [Automatic]
 Wake Forest 010 210 000 —4 7 2
 West Virginia 020 001 000 —3 3 1
 W—Howard. L—Wilson. HR—Martin (WF).

Wake Forest 001 020 001 —4 9 4
 Florida State 300 000 27x —12 11 3
 W—Thomas. L—Pardue. HR—Pardue (WF), Teagle (FSU), Woodward (FSU).

Wake Forest 110 123 130 —12 15 0
 West Virginia 102 010 013 —8 10 9
 W—Christie. L—Backus. HR—Hatalala (WV), Procopio (WV), Scripture (WF), Ramsburg (WV).

Florida State 000 003 101 —5 13 1
 Wake Forest 013 001 01x —6 8 1
 W—Biddix. L—Howell. HR—Scripture (WF).

Florida State 260 002 010 —11 16 1
 Wake Forest 000 200 030 —5 6 3
 W—Beccacio. L—Howard.

1977 - ATLANTIC REGIONAL

Columbia, SC - [Automatic]
 Wake Forest 000 000 114 —6 9 2
 East Carolina 000 000 012 —3 6 2
 W—Henkel. L—Britt. S—Henley. HR—Hely (WF), Supel (ECU).

South Alabama 300 001 020 —6 6 3
 Wake Forest 025 101 00x —9 10 0
 W—Darracott. L—Williams. S—Irving. HR—Hely (WF), Johnson (WF).

South Carolina 000 002 102 —5 11 1
 Wake Forest 010 000 010 —2 12 3
 W—Hutchins. L—Lawton. S—Lewis. HR—Van Bever (SC).

Wake Forest 000 010 000 —1 10 1
 South Carolina 012 000 30x —6 9 0
 W—Martz. L—Henkel. HR—Repsheer (SC), Hinkel (SC), Van Bever (SC).

1998 - SOUTH I REGIONAL

Gainesville, FL
[Automatic, No. 2 seed]
 Illinois 013 320 003 —12 20 1
 Wake Forest 201 000 317 —14 15 1
 W—Ward. L—Zidlicki. HR—Slavik (WF), Brackley (WF).

Wake Forest 010 002 021 —6 12 3
 Richmond 120 010 001 —5 14 2
 W—Schmitt. L—Dwyer. S—Borrell. HR—Rikard (WF), Jackson (R).

Florida 003 222 102 —12 19 0
 Wake Forest 300 006 000 —9 10 0
 W—Fogg. L—Schilling. S—McClendon. HR—Ellis (F), Wilkerson (F), Martin (F), Danosky (WF).

Wake Forest 003 000 001 —4 9 3
 Illinois 720 200 02x —13 14 1
 W—Anderson. L—Borrell. HR—Marquie (I), Svihlik (I).

1999 - WINSTON-SALEM REGIONAL

Winston-Salem, NC
[Automatic, No. 1 seed]
Champions
 Siena 000 310 000 —4 9 6
 Wake Forest 050 067 40 —22 18 2
 W—Hendricks. L—Pahucki. HR—Palmieri (WF), Slavik (WF).

Wake Forest 041 300 130 —12 18 1
 Richmond 000 001 000 —1 6 7
 W—MacDougall. L—Dwyer. HR—Daeley (WF).

Richmond 110 410 020 —9 12 1
 Wake Forest 001 010 100 —3 7 1
 W—Fisher. L—Siemon. S—Baker. HR—Jackson (RU), Kenney (RU), Voshell (WF).

Wake Forest 001 126 210 —13 17 0
 Richmond 000 001 011 —3 11 1
 W—Briggs. L—Leonards. HR—Borrell (WF).

1999 - CORAL GABLES SUPERREGIONAL

Coral Gables, FL
 Wake Forest 200 000 000 —2 4 3
 Miami 000 022 33 —10 9 2
 W—Gil. L—MacDougall.

Miami 104 102 000 —8 8 1
 Wake Forest 000 010 000 —1 7 1
 W—Santos. L—Hendricks. HR—Brown (UM).

2000 - COLUMBIA REGIONAL

Columbia, SC
[At-Large, No. 2 seed]
Runner-Up
 Seton Hall 002 010 000 —3 9 3
 Wake Forest 312 011 40 —8 12 0
 W—Siemon. L—Ponce deLeon. HR—C. Sullivan (WF).

Wake Forest 000 001 000 —1 7 3
 South Carolina 100 004 100 —6 8 1
 W—Bauer. L—Schmitt. HR—Meyer (SC), Dees (SC), Kelly (SC).

Liberty 020 000 000 —2 9 1
 Wake Forest 010 030 00x —4 8 1
 W—Briggs. L—Suitt. S—Bush. HR—None.

South Carolina 002 030 300 —8 11 2
 Wake Forest 120 001 000 —4 7 3
 W—Barber. L—Borrell. HR—Pack (SC), Rios (SC), McBeth (SC), C.Sullivan (WF), Johnson (WF).

2001 - KNOXVILLE REGIONAL

Knoxville, TN
[Automatic, No. 1 seed]
Runner-Up
 Tenn. Tech 300 040 002 —9 14 1
 Wake Forest 010 013 101 —7 9 2
 W—Buzachero. L—Braun. S—Long.
 HR—Curtis (TT), Gilliam (TT), Benjamin (TT), D'Antona (WF).

Wake Forest 200 010 111 —6 10 2
 MTSU 000 101 010 —3 3 1
 W—Sullivan. L—Moates. S—Bush.
 HR—Sullivan (WF), D'Antona (WF), Nisbett (MTSU).

Wake Forest 245 030 103 —18 19 1
 Tenn. Tech 001 020 002 —5 10 1
 W—Sleeth. L—Warden.
 HR—D'Antona 3 (WF).

Tennessee 001 100 100 —3 8 1
 Wake Forest 003 040 30x —10 16 1
 W—Clayton. L—Nicholson. S—Siemon.
 HR—Burke (UT).

Wake Forest 000 200 001 —3 9 3
 Tennessee 130 020 00x —6 8 2
 W—Hicklen. L—Comer.
 HR—Christensen (UT).

2002 - WINSTON-SALEM REGIONAL

Winston-Salem, NC
[At-Large, No. 1 seed]
Runner-Up
 George Wash. 030 101 100 —6 12 1
 Wake Forest 001 900 20x —12 11 3
 W—Sleeth. L—Conden.
 HR—Brown (GW), D'Antona (WF).

Wake Forest 000 100 100 —2 7 0
 Richmond 200 100 00x —3 6 4
 W—Stauffer. L—Hill. S—Givens.
 HR—Craig (UR), Dolan (UR).

Wake Forest 205 310 020 —13 12 1
 Navy 001 000 000 —1 6 3
 W—Morley. L—Froistad.
 HR—D'Antona (WF), Glutzman (WF).

Richmond 000 020 0011—4 11 2
 Wake Forest 000 002 0102—5 11 2
 W—Bush. L—Givens.

Richmond 420 000 100 —7 10 0
 Wake Forest 001 030 001 —5 11 2
 W—McLoughlin. L—Bach.
 HR—Chiaravallotti (UR), D'Antona (WF).

Deacons In The NCAAs

Overall Record	36-21
National Championships	1
College World Series Appearances	2
Years	1949, 1955
NCAA Tournament Appearances	10
Years	1949, 1955, 1962, 1963, 1977, 1998, 1999, 2000, 2001, 2002
In the 1940's	7-2
In the 1950's	9-2
In the 1960's	5-4
In the 1970's	2-2
In the 1980's	0-0
In the 1990's	5-5
In the 2000's	8-6
In Winston-Salem	6-3
In Charlotte	3-0
In Columbia	4-4
In Coral Gables	0-2
In Gainesville	2-2
In Gastonia	5-4
In Knoxville	3-2
In Morgantown	4-1
In Omaha	5-1
In South Bend	2-0
In Wichita	2-2
Under Lee Gooch (1949)	7-2
Under Taylor Sanford (1955)	9-2
Under Jack Stallings (1962, 1963)	5-4
Under Marvin Crater (1977)	2-2
Under George Greer (1998-02)	13-12
Vs. Colgate	1-0
Vs. Colorado State	1-0
Vs. East Carolina	1-0
Vs. Florida	1-1
Vs. Florida State	1-3
Vs. George Washington	1-0
Vs. Illinois	1-1
Vs. Kentucky	2-0
Vs. Liberty	1-0
Vs. Miami	0-2
Vs. Middle Tennessee State	1-0
Vs. Mississippi State	1-0
Vs. Navy	1-0
Vs. Notre Dame	2-0
Vs. Oklahoma State	1-0
Vs. Richmond	4-3
Vs. Rollins	2-0
Vs. Seton Hall	1-0
Vs. Siena	1-0
Vs. South Alabama	1-0
Vs. South Carolina	0-4
Vs. Southern California	2-0
Vs. Tennessee	1-1
Vs. Tennessee Tech	1-1
Vs. Texas	0-2
Vs. West Virginia	5-1
Vs. Western Michigan	1-1

1955 NCAA Champions

1955 Roster

1	John Stokoe	P
3	Art Bonzagni	1B
4	Lee Abbott	2B
5	Tommy Cole	RF
6	Harold Moore	SS
7	Luther McKeel	CF
8	Ralph Adams	P
9	George Miller	OF
10	Jack Bryant	2B
11	Bill Walsh	P
12	Bill Barnes	3B
13	Lowell "Lefty" Davis	P
15	Bob Waggoner	1B
16	Jack McGinley	P
17	Frank McRae	LF
19	Jim Horn	C
20	Bob Koontz	C
23	Buck Fichter	P
24	Linwood Holt	C

Coaching Staff:

Taylor Sanford Head Coach

STATISTICAL LEADERS

Batting Average

Linwood Holt .354

Home Runs

Tommy Cole 7

Earned Run Average

Jack McGinley 2.52

Win-Loss Record

Lowell "Lefty" Davis 10-1

Season Results (29-7, 10-3 ACC)

*	NC State	W	19-6
	East Carolina	W	14-5
	Michigan State	W	5-4
*	Maryland	W	6-2
	Yale	L	4-2
#	Yale	W	4-1
#	Rollins	W	9-2
#	NC State	W	8-2
*	North Carolina	W	2-0
*	South Carolina	L	7-2
	North Carolina	W	9-5
*	Duke	W	8-4
	Lynchburg	W	10-9
	NC State	L	7-4
*	Clemson	W	11-4
*	North Carolina	L	3-2
*	Duke	W	12-8
*	Maryland	W	4-2
*	Virginia	W	9-5
*	Clemson	W	15-11
*	NC State	L	9-8
	East Carolina	W	11-10
	Duke	W	12-5
*	Virginia	W	4-2
%	West Virginia	W	5-1
%	West Virginia	L	9-7
%	West Virginia	W	6-5
%	Rollins	W	4-0
%	Rollins	W	6-2
&	Colgate	W	1-0
&	Colorado State	W	10-0
&	Western Michigan	L	9-0
&	Western Michigan	W	10-7
&	Oklahoma A&M	W	2-0
&	Western Michigan	W	7-6

* ACC Game

Dixie Classic

% NCAA Playoffs - Morgantown, W. Va.

& College World Series - Omaha, Neb.



McGinley Carries Deacons Past Broncos, 7-6, For Crown

Wake Forest Captures 1955 National Championship

Jack McGinley's strong right arm and iron nerve carried Wake Forest to the championship of the College World Series Thursday night before 2,042.

The team from the small Baptist school in North Carolina defeated Western Michigan, 7-6. It's the first title for the Carolinians, who went to the finals once before.

That was in 1949. Texas U. won, 10-3, in the finals held in Wichita. It's the first title for their section of the country.

McGinley was the third pitcher for Wake Forest. The team, minus its star performer, was in bad shape for pitching before the game. With ace pitcher Lefty Davis back at school, Coach Taylor Sanford planned to use several men on the hill.

He started Bill Walsh, then used Buck Fichter. McGinley came on the

scene in the fourth inning.

The bases were full, the score 4-3 for the other side. The batter, Tom Czyz, hit an easy grounder but the shortstop missed. Two runs scored.

McGinley slammed the door. He fanned Jack Smith, then went the rest of the way on three hits. It is McGinley's third tournament victory.

It wasn't a great team triumph. The champions contributed two errors which hurt badly, and what was considered a well-rested Michigan pitching staff gave up 12 hits.

Wake Forest simply had the determination which carried the team through.

The Carolinians put over three runs in the second and third to oust starter Gary Graham. Western Michigan then collected three in the last of the third on some timely hitting.

Fichter, nicked for three in the fourth, was a victim of sloppy fielding.

The decision came in the eighth. Luther McKeel walked. He advanced two bases on as many passed balls by the time reliever Miki Schwartzkoff fanned two men.

Linwood Holt drove a single through the middle of the diamond for the all-important run. Frank McRae also hit, but Schwartzkoff fanned Bill Barnes to close out the inning.

McRae was the game's top slugger. He opened with a double and followed with four straight singles, driving in three.

Reprinted from the June 17, 1955 edition of the Omaha World Herald.

NATIONAL CHAMPIONSHIP GAME

June 16, 1955
Omaha, Neb.

Wake Forest 012 030 010 - 7 12 2
Western Michigan 003 300 000 - 6 8 1

Win: McGinley (8-2) Loss: Schwartzkoff

Box Score Extras:

E - Moore, Bryant, Czyz. LOB - WM 12; WF 10. 2B - McRae, LaJoie, Bryant. SB - David, Johnson, Waggoner. Umpires - Doyle, Harbour, Hametz, Tergert. Time: 2:45. Attendance: 2,042.



Head Coach Taylor Sanford

Western Michigan 6

Player	AB	R	H	BI
LaJoie cf	4	2	2	0
David ss	4	1	1	0
Johnson rf	5	2	3	2
Nagel lf	4	1	1	1
Ericksen lf	1	0	0	0
Krings 2b	3	0	0	0
Czyz 3b	3	0	0	1
O'Connell ph	1	0	0	0
Smith 1b	2	0	0	0
Messner c	4	0	0	0
Graham p	1	0	0	0
Schwartzkoff	3	0	1	0
Bermyan ph	1	0	0	0

Wake Forest 7

Player	AB	R	H	BI
Moore ss	6	0	2	0
McKeel cf	2	3	0	0
Miller rf	5	1	1	0
Holt c	4	1	3	1
McRae lf	5	2	5	3
Barnes 3b	3	0	0	1
Bryant 2b	4	0	4	1
Waggoner 1b	3	0	3	1
Bonzagni 1b	0	0	0	0
Walsh p	1	0	0	0
Fichter p	1	0	0	0
McGinley p	3	0	0	0
Totals.....	38	7	12	7

WMU	IP	H	R	ER	BB	K	WF	IP	H	R	ER	BB	K
Graham	2.0	3	3	3	2	1	Walsh	2.2	4	3	3	4	3
Scht'z'f	7.0	9	4	4	4	9	Fichter	1.0	1	3	0	2	0
							McGinley	5.1	3	0	0	0	4

1962 & 1963 ACC Champions



Deacons Beat Virginia for 1962 ACC Title

Wake Forest blanks Cavaliers, 7-0

It came down to one game for Wake Forest and Virginia.

All the marbles.

The whole ball of wax.

When all the chips were on the table, the Deacons left no doubt about where the 1962 ACC Championship belonged. Wake Forest shut out Virginia 7-0 in a playoff between the teams that tied for the regular season championship.

The Deacons stormed out to a 9-2 record in the conference but spiraled down the stretch losing its final three

regular season conference games, requiring a playoff to determine the ACC Champion.

Wake Forest would not let its late-season slide end an otherwise stellar season.

Winning the conference, the Deacons moved into NCAA Tournament play and won its first two games against West Virginia and Florida but dropped two games to Florida State.

The team finished with a 20-11 record and the second championship in the league's nine-year history.

1962 Roster


1	Bill Covington	SS
2	Bob Muller	P
3	Bill Scripture	CF
4	Ed Mandy	P
5	Jim Israel	SS
6	Donnie Nichols	2B
7	Mike Budd	LF
8	Don Metzger	OF
9	Bob Worrell	3B
11	Pat Williams	C
13	Lew Sweigart	1B
14	Bobby Biddix	P
15	Bob Rimel	C
16	Roger Coon	1B
17	Don Roth	P
18	Pat McDowell	P
19	Jerry Pardue	P
20	Wayne Martin	RF
21	Boyce Cox	P
22	Walt Noell	OF
23	Chuck Reiley	SS
24	Pete Bowie	P

Coaching Staff

Jack Stallings Head Coach

STATISTICAL LEADERS

Batting Average		
Roger Coon		.387
Home Runs		
Roger Coon		9
Earned Run Average		
Don Roth		3.22
Win-Loss Record		
Pat McDowell		5-1



Wake Forest Wins Back-to-Back ACC Championships

Deacons Run Away with 1963 Title

After needing a playoff in 1962 to determine the Atlantic Coast Conference champion, the 1963 Demon Deacon squad took an early lead in the standings and never looked back. Wake Forest finished the year with an 11-3 record, two full games ahead of second place Clemson.

The 1963 team set a new school record for wins, wrapping up the campaign with a 28-11 record. The record would stand for another 15 years until the 1977 season when the Deacons would capture another ACC title.

Five players were selected to All-ACC teams including first teamers Bill Scripture (OF), Wayne Martin (C) and Louis Howard (P). All three were also named to the ABCA All-America teams. Scripture was a first team selection. Wake Forest's middle infielder combination of David Miller (2B) and Walt Noell (SS) were chosen to the All-ACC second team.

1963 Roster

1	Bill Covington	SS
2	Bob Muller	P
3	Bill Scripture	CF
4	Ed Mandy	P
5	Jim Israel	SS
6	Donnie Nichols	2B
7	Mike Budd	LF
8	Don Metzger	OF
9	Bob Worrell	3B
11	Pat Williams	C
13	Lew Sweigart	1B
14	Bobby Biddix	P
15	Bob Rimel	C
16	Roger Coon	1B
17	Don Roth	P
18	Pat McDowell	P
19	Jerry Pardue	P
20	Wayne Martin	RF
21	Boyce Cox	P
22	Walt Noell	OF
23	Chuck Reiley	SS
24	Pete Bowie	P

Coaching Staff:

Jack Stallings Head Coach

STATISTICAL LEADERS

Batting Average		
Wayne Martin		.382
Home Runs		
Bill Scripture		13
Earned Run Average		
Ed Mandy		3.08
Win-Loss Record		
Louis Howard		9-4

1977 ACC Champions



Deacons Clobber Clemson, 22-9, For Fourth ACC Title

Wake Forest sets new record for runs in ACC Tournament game

Clemson, S.C. -- Wake Forest captured its fourth Atlantic Coast Conference title in fine fashion with a 22-9 win over tournament host and number one ranked Clemson. Head coach Marvin Crater's Deacons went 4-0 in the tournament, posting come-from-behind victories in all four contests.

In the championship game, Wake Forest fell behind 2-0 in the second inning but plated four runs in the bottom half of the frame and hung a nine-spot in the third inning. In the fourth inning, Clemson cut the lead to 13-5 but would get no closer as the Deacons scored three in the fourth, two in the fifth and four in the seventh to pull away for a 22-9 victory.

Ken Gerrity paced the Wake Forest offense with five hits in six at-bats, scoring three times while driving in two. John Pacer and Al Zyskowski each had four base hits. Everyone in the Deacon lineup had hits. Pacer, Doug Henley and Stan Johnson each homered for Wake Forest.

Wake Forest reliever Chip Darracott was the beneficiary of the outstanding run support. He was credited with the win, though he allowed three runs in 1 2/3 innings, relieving starter Merle Henkel.

It was Darracott's second win of the ACC Tournament. Two days earlier, he defeated Maryland.

Wake Forest earned the title by defeating Duke 2-1, Maryland 10-7,

Clemson 5-4 before Sunday's 22-9 championship game win over Clemson.

In the title game, the Deacons set four new ACC Tournament records including most runs (22), combined runs (31), most hits (21), most home runs (3), walks (10).

1977 Roster

9	Scott Austin	P
16	Ken Baker	OF-P
3	Greg Byrd	INF
22	Chip Darracott	P
18	Ted Duggan	OF
19	George Ervin	OF
1	Ken Gerrity	OF
5	Steve Hanson	3B
26	Frank Harnisch	OF
24	Marty Harnisch	OF
7	Bob Hely	SS
20	Merle Henkel	P
6	Doug Henley	P-3B
12	Chuck Irving	P
11	Steve Jeske	3B
10	Stan Johnson	C
--	Jeff Kole	P
17	Bobby Lawton	P
4	Jim J. Moore	P
15	Jimmy L. Moore	C
14	Scott Olson	OF-C
8	John Pacer	2B-SS
2	Mark Riley	INF
13	John Zeglinski	1B
21	Al Zyskowski	OF

Coaching Staff:

Marvin Crater	Head Coach
Gene Hooks	Associate Coach

STATISTICAL LEADERS

Batting Average	
Ken Gerrity	.390
Home Runs	
Kenny Baker	13
Earned Run Average	
Chuck Irving	2.52
Win-Loss Record	
Merle Henkel	7-2

April 24, 1977

Clemson, S.C. - Clemson Field

Clemson 020 330 010 - 9 11 3
 Wake Forest 049 320 40x - 22 21 1

Win: Darracott (3-1) Loss: Quintrell (5-3)

Wake Forest 22


Player	AB	R	H	BI
Zeglinski 1b	5	2	1	0
Gerrity cf	6	3	5	2
Baker lf	4	1	1	2
Johnson c	4	3	2	3
Hely 2b	6	2	1	1
Zyskowski rf	5	3	4	2
Pacer ss	6	3	2	2
Hansan 3b	5	3	3	1
Henley dh	6	2	2	3
Henkel p	0	0	0	0
Darracott p	0	0	0	0
Moore p	0	0	0	0
Irving p	0	0	0	0
Totals.....	47	22	21	16

WF	IP	H	R	ER	BB	K
Henkel	1.2	3	2	2	1	0
Darracott	1.2	2	3	3	1	0
Moore	3.2	6	4	4	2	1
Irving	2.0	0	0	0	0	1

Clemson 9

Player	AB	R	H	BI
Nilsson 1b	3	2	2	1
Simons lf	5	0	2	2
Caldwell rf	5	0	0	1
Bonnette ss	4	0	0	0
Foley c	4	2	1	0
Peltz 3b	5	1	1	0
Schroeder dh	3	1	1	2
W'sn'wsk dh	1	0	0	0
Wingo 2b	5	2	2	3
Weems cf	4	1	2	0
Quintrell p	0	0	0	0
Totals.....	34	5	7	5

CU	IP	H	R	ER	BB	K
Quintrell	1.2	6	4	4	2	2
Schmitt	0.2	3	4	3	1	0
Masone	0.2	4	5	0	1	0
Qualters	3.1	8	9	7	4	2
Malkmus	1.2	0	0	0	1	0



Kenny Baker




Ken Gerrity



Chip Darracott

Box Score Extras:

E - Pacer, Bonnett, Caldwell, Wingo. LOB - CU 8; WF 11. 2B - Weems, Simons 2, Foley, Zyskowski, Nilsson. 3B - Henley. HR - Schroeder, Henley, Pacer, Johnson, Wingo. SB - Pacer, Hanson. SF - Baker. WP - Quintrell 2, Masone 2, Qualters. HBP - Schroeder (by Darracott). Umpires - Home: Newsome. 1st: Grimsley. 2nd: Daye. 3rd: Herring. Time: 2:56. Att: 4500.



Head Coach Marvin Crater

1998 ACC Champions

1998 Roster

1	Chris Turner	INF
2	Chase Voshell	SS
3	Scott Daeley	CF
4	Stephen Sullivan	OF
5	Jason Mersey	C
7	Sunny Chiou	2B
8	Jason Aquilante	2B
9	Ben Danosky	OF
10	Scott Siemon	3B-P
11	Andrew Riepe	C
14	Ricky Mendez	1B-OF
15	Jeremy Ward	P-3B
17	Josh Bartlett	P
18	Danny Borrell	1B-P
19	Jon Palmieri	2B
20	Matt Briggs	P
21	Tim Schilling	P
22	John Hendricks	P
23	Corey Slavik	3B
24	Josh Otten	SS
26	Matt Price	OF
28	Peter Princi	P
33	Carlos Brackley	OF
34	Mike MacDougal	P
35	Eric Schmitt	P
43	Joe Belton	C
45	Steven Granese	C
46	Will Rikard	P-OF

Coaching Staff:

44	George Greer
25	Bobby Moranda
37	Kyle Wagner

STATISTICAL LEADERS

Batting Average

Jon Palmieri	.438
--------------	------

Home Runs


Jon Palmieri, Ben Danosky	12
---------------------------	----

Earned Run Average

John Hendricks	3.14
----------------	------

Win-Loss Record

John Hendricks	13-4
----------------	------



Borrell Shuts Down Seminoles, Deacs Win ACC Title

John Hendricks Named Tournament MVP

Durham, N.C. (AP) -- Left-hander Danny Borrell held the Seminoles to three runs on six hits in a complete game as he led Wake Forest (41-21) to a 6-2 victory over Florida State (49-18) for the Demon Deacons' first ACC Championship since 1977.

Borrell (3-2) struck out four and walked four in his first start against an ACC opponent. He retired the first seven batters of the game.

First baseman Jon Palmieri belted an RBI-double in the first inning as Wake Forest quickly got a 1-0 lead. Palmieri then led off the third with a triple and scored on a base hit by third baseman Corey Slavik. Slavik came home on a single by catcher Andrew Riepe to increase the Deacons' lead to 3-0.

FSU third baseman Jose Zabala walked and scored on a base hit by centerfielder Brian Cox as the Seminoles cut Wake Forest's lead to 3-1. Cox extended his hitting streak to 19 games.

Wake Forest made the score 5-1 on a two-run single by Riepe in the fifth inning. Right fielder Ben Danosky doubled and scored on a base hit by Slavik in the sixth to add one more run to the Deacons' total.

Second baseman Brooks Badeaux walked and came home on a sacrifice fly by catcher Jeremy Salazar as the Seminoles made the score 6-2.

Right-hander Chris Chavez (7-4) gave up five runs and ten hits in 4 1/3 innings pitched in the loss. Chavez struck out three and walked two in the appearance.

Right fielder Matt Diaz set a new ACC Tournament record with 14 hits with a single in the ninth inning. The previous record of 13 was held by Bert Hefferman of Clemson set in 1995.

May 17, 1998

Durham, N.C. - Durham Athletic Park

▶ Wake Forest	102	021	000	-	6	13	2
Florida State	000	101	001	-	3	6	0

Win: Borrell (3-2) Loss: Chavez (7-4)

Wake Forest 6 (41-21)

Player	AB	R	H	BI
Daeley cf	4	1	3	0
Danosky rf	4	1	2	0
Palmieri 1b	3	2	2	1
Slavik 3b	5	1	3	2
Rikard lf	4	1	1	0
Borrell dh	3	0	0	0
Riepe c	4	0	2	3
Chiou 2b	4	0	0	0
C. Voshell ss	5	0	0	0
Totals.....	36	6	13	6

WF	IP	H	R	ER	BB	K
Borrell	9.0	6	3	2	4	4

Florida State 3 (49-18)

Player	AB	R	H	BI
Badeaux 2b	4	1	0	0
Zabala 3b	2	1	0	0
Cox cf	4	0	1	1
Salazar c	3	0	0	1
M. Diaz rf	3	1	1	0
Cash 1b	4	0	0	0
Henderson dh	4	0	0	0
Jernigan lf	3	0	2	1
Groves ss	4	0	2	0
Chavez p	0	0	0	0
Z. Diaz p	0	0	0	0
Ginn p	0	0	0	0
Proctor p	0	0	0	0
Totals.....	31	3	6	3

FSU	IP	H	R	ER	BB	K
Chavez	4.1	10	5	5	2	3
Z. Diaz	4.2	3	1	1	1	1
Ginn	1.0	0	0	0	0	1
Proctor	2.0	0	0	0	1	3



Danny Borrell



Jon Palmieri




Scott Daeley

Box Score Extras:

E - Slavik (17), Voshell (17). DP - FSU 1; WF 2. LOB - FSU 7; WF 12. 2B - Danosky(14), Palmieri (29), Jernigan (13). 3B - Palmieri (4). HBP - Jernigan, Palmieri, Borrell, Daeley, Danosky. SH - Chiou(7). SB - Cox 2(26). CS - Jernigan (6). HB - Borrell, Chavez, Ginn 3. Ginn faced 2 batters in the 8th. Umpires - Home: Mike Kiernan. 1st: Mickey Fuqua. 2nd: Scott Erby. 3rd: John Kramer. Start: 1:12 pm Time: 2:49 Attendance: 2650



1999 ACC Champions



Deacons Capture Back-To-Back ACC Championships Andrew Riepe Named Tournament MVP

Durham, N.C. (AP) -- Wake Forest repeated as ACC baseball champions on May 22, 1999, rallying with nine unanswered runs while getting some clutch relief pitching from David Bush in a 9-5 victory over Clemson in the tournament title game.

Wake Forest (44-13) set a single-season mark for wins while capturing its ninth straight Atlantic Coast Conference tourney victory - one shy of the league record set by Georgia Tech in the mid-1980s.

"Nobody would have believed this. Four years ago we were playing in the play-in game and to win back-to-back titles and to beat teams like Florida State, this is just a great bunch of guys," said senior star Jon Palmieri.

The Demon Deacon starting pitchers have been masterful in their last eight ACC postseason games, each going at least eight innings. But Danny Borrell was wild and didn't make it out of the fourth inning against the Tigers (37-24), who were playing in the title game about an hour after knocking top-seeded Florida State from the double-elimination event.

But Bush, a freshman from Devon, Pa., retired nine straight Clemson batters to allow the Demon Deacons time to battle back from a 5-0 deficit. Bush, recruited as a catcher, ended up retiring 16 of the 17 batters he faced, striking out six as Wake Forest won its sixth ACC title.

"You can't do any better than that," Wake Forest coach George Greer said of Bush's performance.

Bush, who pitched a scoreless inning earlier in the day, caught the last out - a pop-up.

"It couldn't come down quick enough," Bush said. "I wanted to grab it and just start celebrating."

1999 Roster

1	Chris Turner	INF
2	Chase Voshell	SS
3	Scott Daeley	CF
4	Stephen Sullivan	OF
5	Jason Mersey	C
8	Jason Aquilante	2B
9	Ben Danosky	OF
10	Scott Siemon	P
11	Andrew Riepe	C
14	Ricky Mendez	1B/OF
16	Adam Heaps	P
17	Josh Bartlett	P
18	Danny Borrell	1B/P
19	Jon Palmieri	1B
20	Matt Briggs	P
22	John Hendricks	P
23	Corey Slavik	3B
26	Matt Price	LF
27	Ricky Paugh	P
28	Todd Achilles	INF
33	Carlos Brackley	OF
35	Eric Schmitt	P
40	Mike MacDougal	P
41	J.J. Moulton	P
43	Joe Belton	C
45	David Bush	P

Coaching Staff:

44	George Greer
25	Bobby Moranda
7	Mike Rikard

STATISTICAL LEADERS

Batting Average	
Jon Palmieri	.412
Home Runs	
Danny Borrell	20
Earned Run Average	
Mike MacDougal	2.62
Win-Loss Record	
Mike MacDougal	13-3

May 22, 1999

Durham, N.C. - Durham Athletic Park

Clemson 005 000 000 - 5 7 1
 Wake Forest 000 333 00X - 9 13 0

Win: Bush (1-1) Loss: Reba (4-4)

Wake Forest 9 (44-13)

Clemson 5 (37-24)

Player	AB	R	H	BI	Player	AB	R	H	BI
Daeley cf	4	1	0	0	Stanley lf	5	0	0	1
Aquilante 2b	5	1	1	0	Boyd cf	5	0	1	1
Palmieri 1b	5	2	2	2	Bultmann 2b	4	1	0	0
Borrell dh	5	1	1	1	Harris 1b	3	1	2	0
Riepe c	5	2	3	1	Greene 3b	4	1	2	3
Slavik 3b	3	1	2	1	Borgert dh	3	0	0	0
Price lf	3	1	1	4	Holstad rf	1	0	0	0
Danosky rf	3	0	1	0	Singleton ph	2	0	0	0
C. Voshell ss	4	0	2	0	Ellis c	4	1	1	0
Bush p	0	0	0	0	LeCroy ss	3	1	1	0
Totals.....	37	9	13	9	Reba p	0	0	0	0
					Cook p	0	0	0	0

WF	IP	H	R	ER	BB	K	Browning p	0	0	0	0	0
Borrell	3.2	6	5	5	5	3	Adams p	0	0	0	0	0
Bush	5.1	1	0	0	0	6	Totals.....	34	5	7	5	5

CU	IP	H	R	ER	BB	K
Reba	4.1	8	6	6	2	1
Cook	0.2	3	2	2	1	0
Browning	0.2	2	1	1	1	1
Adams	2.1	0	0	0	0	1



Dave Bush



Andrew Riepe



Matt Price

Box Score Extras:

E - LeCroy(19). LOB - CU 7; WF 8. 2B - Harris 2(13), LeCroy(12), Aquilante(10), Riepe(19), Danosky(14), Voshell(14). HR - Greene(8), Price (4). SB - Borgert(1), Palmieri (16). Cook faced 2 batters in the 6th. Umpires - Home: Scott Erby. 1st: Al Davis. 2nd: Tony Thompson. 3rd: Bruce Ravan. Start: 8:09 pm Time: 2:33 Attendance: 3363.



2001 ACC Champions

2001 Roster

1	Nick Blue	2B
2	Jamie D'Antona	1B
3	Ryan Johnson	RF
5	Matt Brennie	OF
6	Doug Riepe	IF/OF
8	Jason Aquilante	2B/C
9	Cory Sullivan	CF/P
10	Scott Siemon	P
11	Stephen Ghutzman	C
12	Jamie Athas	SS
13	Eric Maycroft	P
15	Gregory Russell	P
16	Adam Heaps	P
17	Josh Bartlett	P
18	Steve LeFavre	OF/DH
19	Josh Hansen	C/DH
20	Kyle Sleeth	P
21	Ben Elbe	P
22	Dave Bush	P
23	Corey Slavik	3B
24	Ben Clayton	P
26	Matt Price	LF
27	Adam Hanson	P
28	Todd Achilles	IF
29	Ryder Mathias	C
30	Ryan Braun	P
31	Jon Klopacs	C
32	Ryan Lewis	P
33	Carlos Brackley	OF
36	Brad Comer	P
41	Danny Mackey	P

Coaching Staff:

44	George Greer		
25	Bobby Moranda	5	Jamie Mabe
7	Michael Holmes	4	Brad Bohannon

STATISTICAL LEADERS

Batting Average

Cory Sullivan .390

Home Runs

Jamie D'Antona 17

Earned Run Average

Dave Bush 2.65

Win-Loss Record

Cory Sullivan 7-0



Wake Forest Wins Third ACC Title in Four Years

Cory Sullivan Pitches Eight Innings, Hits Two HR in Championship Game

Fort Mill, N.C. (AP) — Cory Sullivan led off the ACC Tournament Championship game with a home run and Wake Forest never looked back on its way to a 17-4 win over NC State.

The title is the program's third in the last four years.

Sullivan did it all for the Deacons in the game. At the plate, he was 3-for-3, with three runs, five RBIs and two home runs. On the mound, Sullivan (6-0) went eight innings, allowing four runs and seven hits to earn the win.

"Cory Sullivan, what can I say? He leads the game off with a home run and comes out in the bottom of the inning and strikes people out. He hits another home run and gets a big RBI single. He is just immense. He is what college baseball is all about—someone who can do it all," head coach George Greer said.

Reliever Dave Bush pitched the final inning for Greer's Deacons. Bush was making his fourth appearance in the tournament. The junior right hander earned tournament MVP honors and finished the week with a 1-0 record and two saves.

Wake Forest was able to post a pair of six-run innings in the second and sixth.

In addition to the run support he gave himself, Sullivan received help from Jamie D'Antona and Nick Blue. D'Antona's three-run homer in the second inning was his second of the tournament. D'Antona was 3-for-4 with two runs scored.

Bush was on the mound for Wake's championship clinching out in 1999 in Durham. Sullivan's home run in the first inning was his fifth leadoff homer of the year.

May 20, 2001

Fort Mill, S.C. - Knights Stadium

▶ **Wake Forest** 160 016 003 - 17 17 3
NC State 020 200 000 - 4 7 2

Win: Sullivan (6-0) Loss: McKee (3-4)

Wake Forest 17 (41-16)

NC State 4 (32-29)

Player	AB	R	H	BI	Player	AB	R	H	BI
Sullivan p/cf	3	3	3	5	Dutton 2b	5	0	0	0
Aquilante c	5	1	0	0	Wright lf	4	0	1	0
Slavik 3b	5	2	2	2	Walsh 3b	2	0	0	0
D'Antona 1b	5	2	3	3	Gaetti cf	4	1	1	0
Johnson rf	4	1	2	0	Shearin rf	4	1	1	0
Hansen ph/lf	1	1	1	1	Morton c	4	1	1	0
Price cf	6	1	0	0	Riley 1b	4	1	3	4
Bush p	0	0	0	0	Pruitt dh	4	0	0	0
Brackley lf/rf	4	1	1	3	Miller, A. ss	4	0	0	0
Athas ss	5	2	1	0	McKee p	0	0	0	0
Blue 2b	4	3	4	2	Caldwell p	0	0	0	0
Totals.....	42	17	17	16	Sollie p	0	0	0	0
					Combs p	0	0	0	0
					Totals.....	35	4	7	4

WF	IP	H	R	ER	BB	K	NCST	IP	H	R	ER	BB	K
Sullivan	8.0	7	4	4	0	6	McKee	1.2	4	6	1	0	2
Bush	1.0	0	0	0	0	1	Caldwell	1.1	3	1	1	1	1
							Sollie	2.2	3	5	5	5	0
							Combs	2.1	4	2	2	1	3
							Hicks	1.0	3	3	3	0	0



Cory Sullivan



Jamie D'Antona



Dave Bush

Box Score Extras:

E - Sullivan(3); Slavik(18); Athas(18); Shearin(3); Miller, A.(18). DP - WF 2; NCST 1. LOB - WF 9; NCST 6. 2B - D'Antona(13); Wright(21); Riley(11). HR - Sullivan 2(12); D'Antona(12); Brackley(14); Riley(8). HBP - Sullivan 2; Aquilante; Walsh 2. SF - Brackley(4). SB - Sullivan(25); Blue(16). WP - Caldwell(5); Sollie(8). HB - Sullivan 2; McKee 2; Combs. Umpires - Home: Al Davis 1st:Scott Graham 2nd:Scott Erby 3rd:Jack Cox. Time: 2:58. Attendance: 2160



Year-by-Year Results



Gene Hooks



Jack Stallings



Taylor Sanford



Billy Scripture

-- 1957 --

Head Coach: Gene Hooks

Overall Record: 13-7

ACC Record: 9-5

Georgia Tech	L	4-6
Georgia Tech	W	8-7
Florida	L	1-2
NC State	L	4-9
Duke	W	8-5
South Carolina	W	4-3
Clemson	W	9-6
Duke	L	2-3
Virginia	L	4-5
Maryland	L	3-4
South Carolina	W	8-0
Clemson	W	6-1
North Carolina	L	2-8
McCary	W	5-4
Maryland	W	15-0
Virginia	W	7-0
McCary	W	5-1
North Carolina	W	8-6
NC State	W	17-2
Virginia Tech	W	8-1

-- 1958 --

Head Coach: Gene Hooks

Overall Record: 12-9

ACC Record: 7-6

Virginia Tech	W	5-4
Virginia Tech	W	9-1
Delaware	W	5-1
Massachusetts	W	5-1
NC State	L	1-5
Connecticut	L	2-3
South Carolina	W	16-2
NC State	L	13-14
Duke	L	4-9
Virginia Tech	L	5-7
Clemson	L	8-12
South Carolina	L	4-5
South Carolina	W	20-2
Clemson	W	5-4
North Carolina	W	4-1
Maryland	W	5-2
NC State	W	10-4
Maryland	L	6-11
Virginia	W	13-2
Virginia	W	6-1
North Carolina	L	0-1

-- 1959 --

Head Coach: Gene Hooks

Overall Record: 13-8

ACC Record: 9-6

Colby	W	14-5
Ohio State	L	4-9
Rollins	L	1-4
NYU	W	10-1
South Carolina	W	3-1
Clemson	L	3-4
Virginia Tech	W	8-5
Duke	W	4-1
North Carolina	W	9-2

South Carolina	W	1-0
Clemson	L	5-6
NC State	W	8-2
Virginia	W	5-2
Maryland	W	14-1
Duke	L	4-8
NC State	W	15-5
Maryland	L	5-9
Virginia	W	5-3
North Carolina	W	3-1
NC State	L	2-9
Clemson@	L	2-4

@ ACC Playoff

-- 1960 --

Head Coach: Jack Stallings

Overall Record: 14-7

ACC Record: 7-7

Michigan State	W	4-1
Virginia Tech	W	8-3
South Carolina	W	10-2
North Carolina	W	4-3
NC State	L	4-16
Virginia	W	10-6
Maryland	W	9-6
Marshall	W	7-6
Virginia Tech	W	6-4
East Carolina	W	9-3
Duke	L	1-6
Davidson	W	26-7
East Carolina	W	4-3
Duke	L	0-1
Clemson	L	5-15
Clemson	W	3-2
South Carolina	W	5-2
North Carolina	L	1-2
Virginia	W	5-1
Maryland	L	4-7
NC State	L	2-8

-- 1961 --

Head Coach: Jack Stallings

Overall Record: 23-7

ACC Record: 9-5

Kent State	W	4-0
Kent State	W	7-6
Kent State	W	8-3
Colby	W	6-1
Colby	W	14-1
Georgia Southern	W	8-6
Jacksonville	W	3-2
Tampa	W	7-3
Furman	W	7-3
Furman	W	13-5
Rollins	W	4-1
Rollins	L	4-6
South Carolina	L	1-4
Clemson	W	5-0
Virginia	W	12-6
Maryland	W	10-6
North Carolina	L	1-2
Virginia Tech	W	2-0
NC State	W	4-3
East Carolina	W	13-0

Virginia Tech	L	5-21
Maryland	W	4-3
Virginia	W	8-0
NC State	W	5-4
Clemson	W	4-3
South Carolina	W	9-7
Duke	L	10-12
Duke	L	1-3
Davidson	W	5-4
North Carolina	L	1-5

-- 1962 --

Head Coach: Jack Stallings

Overall Record: 20-11

ACC Record: 10-5

Kent State	W	4-1
Kent State	W	12-5
Yale	W	5-1
East Carolina	L	9-10
North Carolina	W	13-8
Colby	L	1-4
Colby	W	6-5
Virginia Tech	L	2-7
North Carolina	W	12-5
Duke	W	9-5
Furman	W	18-5
Clemson	L	4-6
South Carolina	W	8-4
Georgia Southern	W	12-5
Georgia Southern	W	8-1
Virginia	L	0-3
Maryland	W	5-0
NC State	W	6-2
Duke	W	2-0
Clemson	W	20-4
South Carolina	W	13-4
East Carolina	W	12-11
Virginia	L	2-3
Maryland	L	5-7
Clemson	L	0-6
NC State	L	11-13
Virginia@	W	7-0
West Virginia#	W	8-3
Florida#	W	7-1
Florida State#	L	8-10
Florida State#	L	2-3

@ ACC Playoff

NCAA District Games

-- 1963 --

Head Coach: Jack Stallings

Overall Record: 28-11

ACC Record: 11-3

3.21 Kent State	hW	4-3
3.22 Kent State	hW	8-2
3.27 Southern Illinois	hW	7-5
3.27 Southern Illinois	hW	5-0
3.30 East Carolina	aL	0-3
4.1 Colby	hW	6-4
4.2 Colby	hW	18-6
4.2 Colby	hW	8-6
4.4 Virginia Tech	hL	3-7
4.8 Duke	hW	8-1
4.9 North Carolina	hW	13-1

4.12 Georgia	aL	2-4
4.13 Oglethorpe	aW	13-3
4.15 Georgia Southern	aW	8-6
4.16 Parsons (Iowa)	aW	6-0
4.16 Georgia Southern	aL	7-9
4.17 Georgia Southern	aW	11-10
4.19 Virginia	hW	11-6
4.20 Maryland	hW	16-2
4.22 NC State	aL	0-6
4.23 Florida State	hW	7-5
4.25 Georgia Southern	hW	6-4
4.26 Clemson	hW	14-5
4.27 South Carolina	hW	8-5
5.1 Duke	aL	3-5
5.3 South Carolina	aW	9-0
5.4 Clemson	aW	14-8
5.6 East Carolina	hL	3-5
5.7 North Carolina	aL	8-11
5.9 Virginia Tech	aW	13-4
5.10 Virginia	aW	5-4
5.11 Maryland	aW	6-3
5.14 NC State	hW	7-1
5.15 North Carolina	aL	3-4
5.30 West Virginia#	nW	4-3
5.30 Florida State#	nL	4-12
6.1 West Virginia#	nW	12-8
6.2 Florida State#	nW	6-5
6.2 Florida State#	nL	5-11

NCAA District Games

-- 1964 --

Head Coach: Jack Stallings

Overall Record: 23-7

ACC Record: 9-4

3.23 Lafayette	hW	3-0
3.24 Lafayette	hW	10-2
3.25 Connecticut	hW	4-3
3.26 Connecticut	hW	9-3
3.30 North Carolina	nW	6-4
3.31 Florida State	aW	6-4
4.1 Michigan State	nW	4-2
4.2 Michigan State	nW	3-1
4.3 Michigan State	nW	16-10
4.3 Florida State	aW	7-4
4.4 Florida State	aL	2-9
4.10 Duke	aW	4-2
4.11 East Carolina	aL	2-5
4.16 Virginia Tech	aW	7-5
4.16 Virginia Tech	aL	9-11
4.17 Virginia	aW	4-1
4.18 Maryland	aL	3-10
4.20 Georgia Southern	hW	9-3
4.21 NC State	hW	7-6
4.22 North Carolina	nW	11-5
4.24 South Carolina	hL	7-11
4.25 Clemson	hW	4-3
4.30 North Carolina	aL	3-4
5.1 Clemson	aW	3-0
5.5 North Carolina	hL	0-3
5.8 Maryland	hW	4-3
5.9 Virginia	hW	5-0
5.11 East Carolina	hW	11-4
5.12 Duke	hW	12-0
5.13 NC State	aW	10-9

-- 1965 --

Head Coach: Jack Stallings

Overall Record: 14-15

ACC Record: 7-7

3.29 Duke	nW	2-0
3.30 Michigan State	nL	0-2
3.30 Duke	nW	3-1
3.31 Florida State	aL	1-8
4.1 Florida State	aL	3-5
4.2 Duke	nW	4-3
4.3 Michigan State	nL	0-6
4.3 Florida State	nL	4-11
4.7 Virginia Tech	hL	6-8
4.9 Maryland	hW	5-3
4.10 Virginia	hW	6-2
4.13 NC State	aL	1-3
4.14 Virginia Tech	aW	7-3
4.17 Duke	aL	6-8
4.19 West Virginia	hW	6-1
4.22 Georgia Southern	hL	2-3
4.23 South Carolina	aL	4-8
4.24 Clemson	aL	5-9
4.30 Maryland	aL	3-7
5.1 Virginia	aL	1-7
5.4 North Carolina	aW	3-2
5.5 Duke	hW	8-1

Year-by-Year Results

5.7	South Carolina	hW	7-4
5.8	Clemson	hL	0-2
5.10	East Carolina	hW	19-3
5.12	NC State	hW	3-1
5.13	North Carolina	hW	10-1
5.15	East Carolina	aL	1-12
5.17	North Carolina	nW	10-9

-- 1966 --

Head Coach: Jack Stallings
Overall Record: 12-12
ACC Record: 7-7

3.26	Georgia Southern	aW	6-2
3.28	Michigan State	nW	7-3
3.29	Michigan State	nW	7-1
3.30	Florida State	aL	12-14
3.31	Michigan State	nL	8-9
4.1	Florida State	nW	4-3
4.2	Auburn	aL	5-12
4.4	South Carolina	aL	5-12
4.5	Clemson	aL	3-7
4.9	Duke	aW	4-3
4.15	Virginia	aL	2-7
4.16	Maryland	aL	4-8
4.19	NC State	aW	7-3
4.21	Georgia Southern	hW	8-3
4.22	South Carolina	hL	0-4
4.23	Clemson	hW	6-5
4.26	Duke	hW	2-1
4.29	Maryland	hW	5-1
4.30	Virginia	hW	10-0
5.3	North Carolina	aL	0-4
5.5	Virginia Tech	hL	8-9
5.10	NC State	hL	6-7
5.12	Virginia Tech	aL	0-11
5.16	North Carolina	nW	5-4

-- 1967 --

Head Coach: Jack Stallings
Overall Record: 8-15-1
ACC Record: 4-8-1

3.22	Kent State	hW	3-2
3.23	Kent State	hL	1-3
3.25	Georgia Southern	aL	4-5
3.29	North Carolina	nL	3-4
3.29	Florida	aL	3-4
3.30	North Carolina	nL	8-12
3.30	Florida State	aL	1-5
3.31	Florida State	aL	2-3
4.1	Florida State	aW	1-0
4.4	Delaware	hW	10-3
4.7	Virginia	hW	7-5
4.8	Maryland	hL	2-7
4.11	NC State	aW	11-1
4.14	Clemson	hL	2-8
4.15	South Carolina	hL	4-7
4.18	Duke	hW	4-1
4.21	Maryland	aL	0-6
4.22	Virginia	aL	0-1
4.24	Georgia Southern	hW	4-3
4.25	North Carolina	hL	2-9
4.29	NC State	hL	2-9
5.5	South Carolina	aL	6-9
5.9	Duke	aW	4-1
5.15	North Carolina	nT	4-4

-- 1968 --

Head Coach: Jack Stallings
Overall Record: 10-24-1
ACC Record: 5-15-1

3.20	Kent State	hL	2-5
3.22	Georgia Southern	aL	4-9
3.23	Georgia Southern	nW	5-3
3.27	Penn State	nW	3-2
3.27	Florida State	aL	0-3
3.28	Penn State	nL	5-9
3.28	Florida State	aL	4-7
3.29	Southern Illinois	nL	2-4
3.30	Southern Illinois	nL	0-7
4.1	Maine	hW	8-6
4.2	Brown	hW	6-5
4.5	South Carolina	aW	3-0
4.6	Clemson	aL	0-11
4.6	Clemson	aL	0-9
4.12	Maryland	aL	0-1
4.12	Maryland	aL	5-6
4.13	Virginia	aW	7-5
4.16	Virginia Tech	aL	0-2
4.16	Virginia Tech	aL	2-14
4.19	Georgia Southern	hW	8-3
4.20	Duke	aL	4-5

4.20	Duke	aL	5-6
4.23	North Carolina	hL	2-3
4.27	NC State	hL	0-6
4.27	NC State	hL	1-2
4.30	Duke	hW	10-2
5.3	Maryland	hT	2-2
5.4	Virginia	hL	0-6
5.4	Virginia	hW	15-0
5.7	North Carolina	aL	1-2
5.7	North Carolina	aL	2-6
5.10	Clemson	hL	0-2
5.11	South Carolina	hL	0-2
5.11	South Carolina	hW	2-1
5.15	NC State	aL	0-4

-- 1969 --

Head Coach: Neil Johnston
Overall Record: 13-20
ACC Record: 9-11

Ohio	hW	6-3
Yale	hW	10-9
Massachusetts	hL	6-7
Massachusetts	hL	10-16
Georgia Southern	aL	8-9
Jacksonville	aW	9-5
Jacksonville	aL	2-4
Florida State	aL	4-9
Florida State	aL	6-6
South Carolina	nL	8-9
Florida State	aL	14-16
South Carolina	nW	11-6
Florida State	aL	1-10
Clemson	hL	3-4
Clemson	hW	11-0
North Carolina	aW	4-3
Maryland	hW	5-3
Maryland	hL	3-12
NC State	aL	1-9
NC State	aL	4-10
South Carolina	hW	8-7
North Carolina	hL	1-9
North Carolina	hW	4-3
Maryland	aL	9-10
Virginia	aW	6-5
Virginia	aL	2-5
Duke	aL	6-7
Clemson	aL	6-7
South Carolina	aW	3-2
South Carolina	aW	5-1
Duke	hL	10-12
Duke	hW	5-3
NC State	hL	4-8

-- 1970 --

Head Coach: Neil Johnston
Overall Record: 11-21
ACC Record: 6-15

Ohio	L	4-5
Ohio	L	6-11
George Washington	W	10-5
Dartmouth	W	7-6
Ohio	L	6-12
Vermont	L	1-3
Georgia Southern	W	6-2
South Carolina	L	6-7
Clemson	L	1-2
Clemson	L	0-5
NC State	L	3-4
Maryland	L	4-14
Virginia	W	5-4
Virginia	L	3-6
Virginia Tech	W	4-3
Virginia Tech	L	0-4
North Carolina	W	8-7
North Carolina	W	3-0
Duke	L	1-2
Georgia Southern	L	2-6
South Carolina	L	7-13
South Carolina	L	3-12
Appalachian State	W	15-1
Virginia	L	4-13
Maryland	L	1-19
Maryland	L	4-6
Duke	L	3-9
Duke	W	4-3
NC State	W	2-1
NC State	L	12-15
North Carolina	W	4-1
Clemson	L	5-9

-- 1971 --

Head Coach: Neil Johnston
Overall Record: 7-19
ACC Record: 2-12

Massachusetts	L	1-3
Massachusetts	W	3-1
Franklin-Marshall	W	5-4
Kent State	W	9-6
Georgia	L	1-2
Georgia Tech	L	0-11
West Georgia	L	0-3
Clemson	L	1-2
Maryland	L	10-18
Virginia	L	3-4
NC State	L	4-5
NC State	L	0-8
North Carolina	L	2-5
South Carolina	L	3-5
Duke	W	5-0
Western Carolina	L	4-5
South Carolina	L	3-4
Virginia Tech	L	3-6
Virginia Tech	W	6-3
Maryland	L	3-4
Virginia	L	1-11
Duke	W	11-5
Appalachian State	W	5-4
Duke	L	3-9
North Carolina	L	1-10
Clemson	L	1-9

-- 1972 --

Head Coach: Beattie Feathers
Overall Record: 8-18
ACC Record: 3-11

Ohio	L	2-3
Franklin-Marshall	L	3-5
Milligan	L	5-6
Toledo	W	9-4
North Carolina	L	0-3
Yale	W	2-1
Indiana of Penn	W	6-4
Georgia Southern	L	7-9
Georgia Southern	W	4-1
Georgia Tech	W	7-6
Georgia Tech	L	5-8
Clemson	L	0-2
Clemson	L	3-4
Maryland	L	5-6
Maryland	L	0-2
Virginia	L	1-6
North Carolina	W	8-4
North Carolina	L	0-13
NC State	L	2-3
NC State	L	2-6
Virginia	L	7-8
Virginia	L	0-2
Maryland	W	4-2
Maryland	W	9-8
Appalachian State	L	3-7
Virginia Tech	L	0-4

-- 1973 --

Head Coach: Beattie Feathers
Overall Record: 6-16
ACC Record: 6-9

Catabwa	L	7-12
Maryland	W	5-3
Western Carolina	L	0-2
NC State	L	3-4
North Carolina	L	2-12
Elon	L	2-9
Elon	L	3-4
Clemson	L	0-7
Duke	L	2-5
High Point	L	4-5
Clemson	L	3-5
NC State	L	2-4
North Carolina	W	8-7
Virginia	L	0-11
Virginia	W	3-1
Maryland	W	6-4
Duke	W	15-1
North Carolina@	W	10-6
Clemson@	L	3-10
NC State@	L	3-5
High Point	L	1-16
Virginia Tech	L	0-1

@ ACC Tournament, Chapel Hill, N.C.

-- 1974 --

Head Coach: Beattie Feathers
Overall Record: 8-20
ACC Record: 0-12

3.2	Methodist	aL	1-3
3.2	Methodist	aL	2-3
3.3	Mitchell	hL	1-6
3.4	Mitchell	aL	4-10
3.5	Guilford	hW	2-0
3.6	Guilford	aW	1-0
3.9	Pfeiffer	hW	5-4
3.11	Methodist	hL	0-2
3.11	Methodist	hW	3-0
3.15	Catabwa	hW	9-7
3.17	Pfeiffer	aL	2-3
3.23	Maryland	hL	0-1
3.24	West Georgia	aL	2-4
3.26	Georgia	aW	5-2
3.29	South Carolina	aL	1-5
4.2	Duke	aL	3-7
4.6	Clemson	hL	0-7
4.10	Potsdam State	hW	11-3
4.11	Duke	hL	3-4
4.12	Maryland	aL	2-3
4.13	Virginia	aL	4-10
4.13	Virginia	aL	4-7
4.16	North Carolina	hL	0-3
4.16	North Carolina	hL	0-2
4.17	NC State	aL	2-3
4.17	NC State	aL	2-3
4.20	Clemson	aL	3-12
4.25	North Carolina@	nL	4-5

@ ACC Tournament, Raleigh, N.C.

-- 1975 --

Head Coach: Beattie Feathers
Overall Record: 9-20
ACC Record: 3-9

Guilford	aL	2-8
Guilford	hL	6-12
Pfeiffer	hL	4-11
Pfeiffer	aL	1-3
Appalachian State	hL	7-1
Catabwa	hL	0-5
NC State	aL	1-14
High Point	aL	0-11
Methodist	hL	3-6
Methodist	hL	0-1
Massachusetts	hW	6-3
Virginia	aW	4-3
Duke	hW	11-6
Duke	hL	1-5
Towson State	hW	10-6
Davidson	aW	6-5
Brockport State	hW	15-3
North Carolina	hL	6-8
Maryland	hW	5-3
Maryland	aL	5-9
Virginia	hL	2-7
Virginia Tech	aL	5-6
North Carolina	aL	0-5
NC State	hL	3-5
Clemson	hL	2-7
Clemson	hL	1-6
Maryland@	nW	1-0
NC State@	nL	5-13
Clemson@	nL	1-15

@ ACC Tournament, Durham, N.C.

-- 1976 --

Head Coach: Marvin Crater
Overall Record: 22-11
ACC Record: 5-7

3.6	Appalachian State	hW	7-3
3.7	Virginia Tech	hL	2-8
3.9	Connecticut	hW	3-0
3.10	Campbell	hW	13-2
3.13	Madison	hW	6-3
3.14	Madison	hW	10-1
3.17	Catabwa	hW	3-2
3.17	Catabwa	hL	4-6
3.18	Davidson	aW	4-3
3.21	Eastern Connecticut	hW	4-0
3.23	Duke	aW	7-2
3.23	Duke	aW	4-1
3.24	Fairfield	hW	11-2
3.25	Fairfield	hW	5-2
3.26	Maryland	hL	4-8
3.27	Virginia	hL	0-1
3.28	Appalachian State	aW	4-0
3.31	Clemson	aL	5-7

Year-by-Year Results

3.31	Clemson	aL	2-4
4.1	Furman	aW	6-5
4.2	Wofford	aW	8-4
4.3	Wofford	aW	8-7
4.6	North Carolina	aL	7-8
4.7	Western Carolina	hW	5-0
4.8	Davidson	hW	6-1
4.10	Virginia	aW	9-4
4.11	Maryland	aL	12-15
4.13	NC State	aL	3-9
4.15	North Carolina	hW	4-1
4.17	NC State	hW	10-6
4.22	NC State	nW	7-3
4.23	Clemson	aL	0-2
4.24	Virginia	nL	2-8

@ ACC Tournament, Chapel Hill, N.C.

-- 1977 --

Head Coach: Marvin Crater

Overall Record: 31-13

ACC Record: 7-5

Postseason: ACC Champions
NCAA Regionals

Guilford	aW	8-7
Guilford	hW	6-3
Old Dominion	hW	19-2
Catabwa	hW	10-0
Catabwa	aW	2-0
Coastal Carolina	aL	0-2
Coastal Carolina	aW	11-4
Glenville State	hW	4-2
Coastal Carolina	aW	10-3
The Citadel	aL	8-11
The Citadel	aW	11-7
Clemson	hL	6-11
Clemson	hL	12-13
Liberty Baptist	hW	14-7
Liberty Baptist	hW	5-4
Duke	hW	12-8
Duke	hW	16-2
Virginia	aW	3-2
Maryland	aL	4-6
High Point	aL	6-12
Appalachian State	hL	11-12
Elon	hL	0-12
High Point	hL	4-7
Cal. of Penn	hW	7-3
Univ. of Baltimore	hW	3-1
Univ. of Baltimore	hW	12-5
Davidson	aW	15-5
North Carolina	hW	8-3
Virginia	hW	10-0
Maryland	hL	4-5
NC State	hL	3-9
Davidson	hW	5-4
North Carolina	aW	6-4
Towson State	hW	8-2
Towson State	hW	4-0
NC State	aW	8-2
Duke@	nW	2-1
Maryland@	nW	10-7
Clemson@	aW	5-4
Clemson@	aW	22-9
East Carolina#	nW	6-3
South Alabama#	nW	9-6
South Carolina#	aL	2-5
South Carolina#	aL	1-6

@ ACC Tournament, Clemson, S.C.

#NCAA Regionals, Columbia, S.C.

-- 1978 --

Head Coach: Marvin Crater

Overall Record: 23-14

ACC Record: 7-5

Guilford	aW	6-0
Elon	hW	19-4
Catabwa	hW	14-7
Clemson	aL	1-8
Clemson	aL	3-11
The Citadel	aL	0-2
The Citadel	aL	0-3
Coastal Carolina	aW	8-4
Coastal Carolina	aL	4-5
Coastal Carolina	aL	4-10
Elon	aW	8-5
Slippery Rock	hW	15-7
Slippery Rock	hW	12-4
Maryland	aW	5-2
St. John's	hL	2-3
Duke	aW	6-4
Davidson	aW	5-4

Glenville State	hW	26-2
Appalachian State	hW	11-3
Potsdam State	hW	10-4
Duke	hW	15-5
NC State	aW	11-2
Davidson	hW	3-1
North Carolina	hL	0-6
NC State	hW	5-4
High Point	aL	7-12
North Carolina	aL	0-3
High Point	hL	12-18
Maryland	hL	6-7
Lenoir Rhyne	hW	5-3
Virginia	hW	4-3
Virginia	hW	9-7
Virginia@	nW	16-2
Duke@	nL	3-4
NC State@	nW	6-3
Duke@	nW	4-3
Clemson@	aL	2-7

@ ACC Tournament, Clemson, S.C.

-- 1979 --

Head Coach: Marvin Crater

Overall Record: 28-9

ACC Record: 9-3

Appalachian State	W	12-3
Campbell	W	30-5
Campbell	L	1-3
Virginia	L	3-12
Purdue-Ft Wayne	W	8-3
Virginia	W	12-2
Coastal Carolina	W	10-9
Pfeiffer	W	7-1
Catawba	W	19-2
Guilford	W	2-1
Guilford	W	10-2
Princeton	W	9-3
Princeton	W	6-5
Ohio	W	8-5
Ohio	W	4-1
Duke	W	6-3
Catawba	L	7-10
Maryland	W	6-4
Lenoir Rhyne	W	4-1
Lenoir Rhyne	W	10-4
Clemson	L	6-8
Clemson	L	7-13
Davis & Elkins	W	8-3
Davis & Elkins	L	1-5
North Carolina	W	10-7
Virginia	W	8-5
Maryland	W	2-1
Towson	L	2-4
Towson	W	10-3
Towson	W	9-2
Duke	W	10-5
Appalachian State	W	16-2
UNC	L	2-6
Davidson	L	9-10
NC State	W	3-1
NC State	W	3-2
Virginia	W	14-4

-- 1980 --

Head Coach: Marvin Crater

Overall Record: 17-13

ACC Record: 5-8

Charlotte	W	7-4
Guilford	L	0-5
Baptist College	L	0-2
Baptist College	W	3-1
Coastal Carolina	L	3-4
Clemson	L	4-5
Georgia Tech	W	9-4
Appalachian State	W	12-11
Ohio	L	3-10
Ohio	W	11-5
Ohio	W	5-0
Duke	W	8-4
North Carolina	L	2-9
Davidson	W	5-4
Virginia	W	7-5
Lenoir-Rhyne	W	10-0
Lenoir-Rhyne	W	14-8
Slippery Rock	W	12-2
Slippery Rock	L	4-7
Towson	W	6-5
Virginia	L	4-12
Maryland	L	1-2
Maryland	L	6-7

NC State	L	2-4
Clemson	W	5-4
Davidson	W	7-4
North Carolina	L	4-8
NC State	L	6-7
Duke	W	7-5
Clemson@	L	0-4

@ ACC Tournament, Raleigh, N.C.

-- 1981 --

Head Coach: Marvin Crater

Overall Record: 20-19

ACC Record: 3-9

Wingate	hW	14-10
Guilford	hW	6-5
Pembroke State	hL	2-6
Virginia Tech	hL	2-16
NC Wesleyan	hW	7-1
Wingate	aL	3-10
William & Mary	hW	8-4
William & Mary	hW	15-7
Calif of Penn	hW	8-7
Elon	hW	18-8
Fordham	hW	12-5
Catawba	aL	7-10
Clemson	hW	7-6
Virginia	hL	8-10
The Citadel	aL	4-7
Coastal Carolina	aW	11-7
Coastal Carolina	aL	2-11
Pembroke State	aW	11-2
Georgia Tech	hW	7-2
Pfeiffer	hL	6-8
Guilford	aW	11-5
Appalachian State	aW	12-7
Lenoir Rhyne	hW	4-3
Lenoir Rhyne	hW	15-9
Georgia Tech	aL	20-21
Clemson	aL	5-6
Duke	aL	0-2
Appalachian State	hL	14-15
Virginia	aL	3-8
Catawba	aW	11-3
North Carolina	aL	3-4
Charlotte	hW	11-7
North Carolina	hL	7-10
Duke	hW	8-1
NC State	hL	3-4
NC State	hL	5-10
NC State@	nL	0-2
Maryland@	nW	3-2
Clemson@	nL	5-6

@ ACC Tournament, Chapel Hill, N.C.

-- 1982 --

Head Coach: Marvin Crater

Overall Record: 26-12-1

ACC Record: 6-5

Elon	aW	9-6
NC Wesleyan	aW	4-3
Campbell	aL	3-10
Pfeiffer	hL	7-8
Va Commonwealth	hW	15-10
Georgia Tech	aW	4-3
Clemson	aL	1-13
Newberry	aW	12-1
Coastal Carolina	aL	1-6
UNC Wilmington	aL	1-3
LeMoyne	hW	5-4
Maryland	hW	18-4
Pfeiffer	aW	5-2
Buffalo	hW	5-4
Buffalo	hW	9-4
Catawba	aW	16-6
Davidson	hW	14-5
Wingate	aL	6-12
Coastal Carolina	hW	10-4
North Carolina	hW	7-6
Charlotte	hW	10-5
Virginia	aL	5-7
Virginia	aL	14-15
Campbell	hW	14-12
Duke	aL	6-7
Catawba	hW	17-4
Wofford	hW	9-5
Wofford	hW	7-0
Georgia Tech	hW	12-7
Methodist	aT	6-6
Wingate	hL	10-11
NC State	hW	7-4
Duke	hW	9-8

NC State	aL	6-11
Virginia@	nL	4-10
Maryland@	nW	6-3
Georgia Tech@	nW	8-6
Virginia@	nW	7-3
North Carolina@	aL	4-5

@ ACC Tournament, Chapel Hill, N.C.

-- 1983 --

Head Coach: Marvin Crater

Overall Record: 17-18

ACC Record: 5-6

Appalachian State	hW	8-4
Wingate	aW	13-11
Western Carolina	hW	9-8
NC Wesleyan	hW	17-14
Coastal Carolina	hW	4-3
Virginia Tech	hL	1-4
UNC Wilmington	aL	2-4
Francis Marion	aW	21-9
Newberry	aL	8-9
Erskine	aW	8-3
Valdosta State	aL	3-6
Florida State	aL	2-10
Florida State	aL	1-9
Florida State	aL	3-7
Pfeiffer	hW	12-5
North Carolina	aL	8-12
Clemson	aL	4-8
Georgia Tech	aL	5-8
Buffalo	hL	1-7
Buffalo	hL	2-6
Slippery Rock	hW	9-3
NC State	aL	6-10
NC State	aL	2-7
Virginia	aW	10-3
Georgia Tech	aW	10-6
UNC Wilmington	hW	10-5
Elon	hW	9-6
North Carolina	aL	5-10
Virginia Tech	aL	9-12
Duke	aW	11-10
North Carolina	aW	6-2
Clemson	aW	7-2
Duke	aW	6-2
Maryland@	nL	1-11
Duke@	nL	13-14

@ ACC Tournament, Chapel Hill, N.C.

-- 1984 --

Head Coach: Marvin Crater

Overall Record: 17-25

ACC Record: 1-13

2.24	Western Carolina	hL	8-9
3.1	Guilford	aW	11-1
3.2	High Point	aW	7-4
3.3	Pfeiffer	hL	9-10
3.4	Virginia Tech	hL	2-10
3.7	Davidson	hL	6-7
3.8	Elon	hW	8-1
3.9	Catabwa	hW	8-3
3.10	Methodist	aW	7-2
3.11	NC Wesleyan	aW	16-4
3.12	UNC Wilmington	aL	7-14
3.14	USC-Aiken	aL	2-3
3.15	Newberry	aW	6-2
3.15	Newberry	aW	5-3
3.16	Erskine	aW	5-4
3.17	Gardner Webb	aW	12-8
3.17	Gardner Webb	aL	5-6
3.18	Charlotte	aW	6-5
3.19	Duke	hL	7-8
3.21	North Carolina	hL	1-8
3.22	Guilford	hW	7-5
3.23	Buffalo	hW	5-3
3.23	Buffalo	hW	8-1
3.24	Northwestern	hL	3-9
3.24	Northwestern	hL	2-3
3.25	Georgia Tech	hL	4-11
3.26	Catabwa	hW	9-5
3.27	Duke	aL	8-11
3.29	NC State	aL	10-29
3.31	Maryland	aL	1-10
4.1	Virginia	aW	2-1
4.3	Pfeiffer	hL	3-1
4.4	Liberty Baptist	hL	4-9
4.6	Clemson	hL	1-13
4.7	Maryland	hL	0-4
4.8	Virginia	hL	4-6
4.11	North Carolina	aL	4-8
4.12	NC State	hL	7-10

Year-by-Year Results

4.14	Clemson	aL	3-9
4.15	Georgia Tech	aL	4-6
4.18	North Carolina@	nL	2-13
4.19	Georgia Tech@	nL	3-4

@ ACC Tournament, Durham, N.C.

-- 1985 --

Head Coach: Marvin Crater

Overall Record: 23-23-2

ACC Record: 1-12-1

Charlotte	aL	3-4
Campbell	aW	15-12
Pfeiffer	hL	7-10
Charlotte	hL	3-7
Wingate	aL	6-15
Appalachian State	hW	2-1
Virginia Tech	hW	9-6
Elon	hL	5-6
UNC Wilmington	aL	1-9
Methodist	aW	8-7
Coastal Carolina	aW	6-3
Francis Marion	aW	12-11
USC Aiken	aW	9-8
Newberry	aL	3-5
Newberry	aL	4-7
Erskine	aW	13-3
Georgia Tech	aL	4-6
Wofford	aW	7-5
NC Wesleyan	hT	9-9
High Point	hW	15-4
North Carolina	hL	5-7
NC State	aL	0-9
Clemson	hL	9-10
Clemson	hL	4-7
Campbell	hW	2-1
High Point	aW	3-0
Georgia Tech	hT	9-9
Duke	aL	3-7
Catabwa	aW	14-2
Guilford	hW	7-6
NC State	hL	0-10
Buffalo	hW	8-3
Buffalo	hW	8-5
North Carolina	aL	2-3
Gardner-Webb	hL	7-10
UNC Wilmington	hW	12-7
Maryland	hL	7-18
Virginia	hL	3-10
Davidson	aW	12-10
Liberty Baptist	hW	9-1
Duke	hL	4-5
VCU	aW	15-9
Virginia	aL	3-4
Maryland	aW	17-11
Wingate	hW	6-2
Virginia@	nW	9-4
Georgia Tech@	nL	11-15
Maryland@	nL	1-10

@ ACC Tournament, Atlanta, Ga.

-- 1986 --

Head Coach: Marvin Crater

Overall Record: 29-21

ACC Record: 6-8

3.1	Pfeiffer	hL	7-9
3.2	Virginia Tech	hW	12-3
3.3	Lenoir Rhyne	aW	12-5
3.4	Elon	aW	16-3
3.5	Appalachian State	hL	5-16
3.6	UNC Wilmington	hW	11-8
3.8	NC Wesleyan	aL	3-5
3.9	UNC Wilmington	aL	3-4
3.10	Coastal Carolina	aL	7-13
3.11	Francis Marion	aW	8-7
3.12	USC Aiken	aW	13-9
3.13	Newberry	aL	3-5
3.15	Georgia Tech	aL	2-8
3.16	Wofford	aW	15-4
3.17	Pittsburgh-Johnstown	hW	19-2
3.22	Duke	aL	0-4
3.23	Duke	hW	8-2
3.24	High Point	aW	14-7
3.26	North Carolina	hW	8-6
3.27	Buffalo	hL	6-8
3.28	Catabwa	hW	20-13
3.29	Clemson	aL	1-7
3.30	Clemson	aL	2-22
3.31	Davidson	hL	8-20
4.1	Buffalo	hW	8-2
4.1	Buffalo	hL	7-12
4.3	Liberty	hW	8-2




Marvin Crater



Tommy Gregg



Bill Merrifield



Brick Smith

4.5	Elon	hW	11-8
4.6	Guilford	aW	18-2
4.7	St. Andrews	hW	5-3
4.9	North Carolina	aL	4-7
4.10	Wingate	hW	8-5
4.11	Liberty	aW	7-4
4.12	Maryland	aW	10-3
4.13	Virginia	aW	4-2
4.14	Georgia Tech	hW	14-2
4.15	Charlotte	hL	3-19
4.16	NC State	hL	9-10
4.17	Catabwa	aW	13-5
4.19	Maryland	hW	12-6
4.20	Virginia	hL	12-15
4.24	Gardner-Webb	aW	8-7
4.26	NC State	aL	4-13
4.27	Longwood	hW	14-12
4.30	Charlotte	aL	5-9
5.1	Gardner-Webb	hW	10-1
5.2	Methodist	hW	12-6
5.3	Coastal Carolina	hW	13-3
5.14	Clemson@	nL	5-6
5.15	Maryland@	nL	7-9

@ ACC Tournament, Durham, N.C.

-- 1987 --

Head Coach: Marvin Crater

Overall Record: 19-31

ACC Record: 4-13

2.20	FIU	aL	1-4
2.21	FIU	aL	5-7
2.24	Miami	aL	1-8
2.25	Miami	aL	3-8
3.3	UNC Asheville	hW	19-10
3.4	Wingate	aL	3-9
3.5	UNC Wilmington	hW	15-5
3.6	Appalachian State	hL	6-14
3.7	Cal of Penn	hL	4-5
3.9	Coastal Carolina	aL	6-10
3.10	Francis Marion	aW	10-4
3.11	Wofford	aW	9-2
3.12	Newberry	aW	12-7
3.12	Newberry	aW	7-5
3.13	Erskine	aL	1-6
3.15	Richmond	hW	16-10
3.17	Pittsburgh-Johnstown	hW	22-2
3.18	Bradley	hL	4-6
3.21	Campbell	hW	8-6
3.22	Pfeiffer	aW	11-0
3.23	Eastern Illinois	hL	10-12
3.23	Eastern Illinois	hW	15-5
3.24	North Carolina	hL	3-10
3.26	Davidson	hL	10-11
3.27	Pfeiffer	hW	6-4
3.28	NC State	aL	3-5
3.29	Duke	hW	8-4
3.31	North Carolina	aL	3-16
4.1	NC State	hL	4-7
4.2	Lenoir-Rhyne	hW	13-8
4.3	Virginia	aL	2-9
4.7	Duke	aL	4-14
4.8	Campbell	aL	6-14
4.10	Clemson	hL	6-12

4.11	Clemson	hL	11-13
4.12	Georgia Tech	hL	9-13
4.14	NC State	aL	1-9
4.17	Clemson	aL	3-13
4.18	Georgia Tech	aL	8-9
4.19	Georgia Tech	aL	5-19
4.21	North Carolina	aW	5-4
4.22	Charlotte	hL	4-7
4.26	Virginia	hW	5-4
4.26	Virginia	hW	6-1
4.27	Wingate	hL	9-10
4.29	Charlotte	aL	11-12
5.1	High Point	hW	10-3
5.13	Clemson@	nL	4-11
5.14	Maryland@	nW	7-3
5.15	Georgia Tech@	nL	3-5

@ ACC Tournament, Greenville, S.C.

-- 1988 --

Head Coach: George Greer

Overall Record: 32-26

ACC Record: 7-12

2.12	Fla. International	aL	3-6
2.13	Fla. International	aL	3-18
2.14	Fla. International	aW	9-1
2.23	Miami, FL	aL	3-10
2.24	Miami, FL	aL	2-4
2.26	Appalachian State	hW	9-8
2.27	Notre Dame	hW	17-10
2.28	Notre Dame	hW	12-5
2.29	Guilford	hW	11-6
3.1	Pfeiffer	hW	17-6
3.2	Gardner-Webb	hW	9-5
3.6	Villanova%	nW	8-3
3.7	Rollins%	aL	4-12
3.8	VMI%	nW	10-0
3.9	Maine%	nL	5-6
3.10	Rollins%	aW	5-4
3.11	VMI%	nW	6-5
3.12	Maine%	nW	6-3
3.14	Wisconsin	hL	8-15
3.15	Wisconsin	hW	8-1
3.16	Davidson	hW	17-2
3.18	Rhode Island	hW	28-1
3.19	Rhode Island	hW	13-7
3.19	Rhode Island	hW	9-1
3.20	Virginia Tech	aL	2-13
3.22	Davidson	aL	7-10
3.23	UNC Charlotte	hW	17-3
3.24	North Carolina	hL	10-12
3.25	Liberty	aW	23-5
3.26	NC State	hW	13-10
3.27	Duke	aW	12-7
3.28	UNC Asheville	hW	4-2
3.29	North Carolina	hW	7-6
3.30	NC State	aL	4-15
3.31	Campbell	aW	8-6
4.2	Maryland	aL	4-7
4.2	Maryland	aW	3-2
4.3	Virginia	aL	5-6
4.5	Duke	hW	21-4
4.6	North Carolina	aL	2-8
4.8	Georgia Tech	hL	6-8
4.9	Georgia Tech	hL	5-8

4.10	Clemson	hL	7-0
4.15	Georgia Tech	aL	2-9
4.16	Clemson	aL	7-11
4.17	Clemson	aL	5-8
4.21	Lenoir-Rhyne	hW	10-4
4.23	Virginia	hW	15-12
4.23	Virginia	hL	2-8
4.24	Maryland	hW	17-5
4.25	Campbell	hL	2-3
4.26	UNC Charlotte	aL	1-2
4.27	Liberty	hW	9-7
4.28	Wingate	hW	14-6
4.29	Va. Commonwealth	aL	2-4
4.30	Richmond	aW	10-7
5.11	Georgia Tech ^	nL	3-4
5.12	Maryland ^	nL	2-6

%Rollins Baseball Week
^ ACC Tournament, Greenville, S.C.

-- 1989 --

Head Coach: George Greer

Overall Record: 35-23

ACC Record: 9-10

2.10	Florida	aL	4-7
2.11	Florida	aL	7-14
2.12	Florida	aL	4-9
2.18	Armstrong State	aW	6-4
2.18	Georgia	nL	4-14
2.19	Georgia Southern	nL	5-6
2.26	Georgia	aL	3-8
2.26	Georgia	aW	12-2
3.6	Arkansas State	nW	3-0
3.7	Central Michigan	nW	1-0
3.8	Baylor	nL	6-8
3.9	Pan American	aW	7-4
3.10	Maine	nW	8-4
3.11	Central Michigan	nL	4-5
3.11	Miami, OH	nW	8-5
3.14	Connecticut	hW	14-7
3.16	Davidson	aW	4-2
3.17	Temple	hW	16-6
3.19	Clemson	hL	0-11
3.20	Clemson	hL	2-6
3.22	UNC Asheville	hW	6-5
3.25	Maryland	hW	15-9
3.25	Maryland	hW	15-7
3.26	Virginia	hW	17-5
3.27	Appalachian State	hL	4-10
3.28	Richmond	hW	15-6
4.1	Marshall	hW	11-8
4.1	Marshall	hW	9-4
4.2	Marshall	hW	8-7
4.3	North Carolina A&T	hW	21-2
4.4	NC State	hL	5-7
4.7	Georgia Tech	aL	3-4
4.7	Georgia Tech	aL	3-12
4.9	Clemson	aL	3-6
4.11	NC State	aW	4-2
4.12	UNC Asheville	aW	6-5
4.13	Davidson	hW	10-2
4.14	VMI	hW	6-5
4.16	Duke	hW	4-3
4.16	Duke	hW	4-0
4.18	Campbell	hW	7-3


Year-by-Year Results



Billy Masse



George Greer



Jake Austin



Erik Hanson

4.19	North Carolina	aW	7-3
4.20	NC State	aW	5-4
4.22	Virginia	aL	8-9
4.22	Virginia	aL	5-6
4.23	Maryland	aW	18-4
4.24	Radford	HW	19-9
4.25	North Carolina	aL	4-6
4.26	North Carolina	hL	3-4
4.28	UNC Charlotte	aL	1-5
4.29	Liberty	HW	3-1
4.29	Liberty	HW	6-5
5.10	UNC Charlotte	HW	3-1
5.10	UNC Charlotte	hL	5-11
5.13	NC State ^	nL	1-2
5.14	Duke ^	nW	10-0
5.15	Georgia Tech ^	nW	5-3
5.16	North Carolina ^	nL	2-6
^ ACC Tournament, Greenville, SC			

-- 1990 --

Head Coach: George Greer
Overall Record: 35-24-2
ACC Record: 10-10

2.9	Mercer	aW	10-1
2.17	Stetson	aL	2-5
2.17	Stetson	aL	4-5
2.21	Guilford	HW	24-4
2.24	Georgia	aL	4-14
2.24	Georgia	aW	13-8
2.25	Georgia	aL	2-13
2.28	UNC Charlotte	HW	4-0
3.4	UNC Asheville	HW	5-3
3.4	UNC Asheville	HW	6-0
3.5	Radford	hL	8-9
3.7	High Point	HW	10-6
3.9	Clemson	aL	4-10
3.10	Clemson	aW	3-1
3.11	Clemson	aL	8-11
3.13	Connecticut	hL	2-11
3.14	Connecticut	hL	5-7
3.15	Campbell	aL	4-10
3.16	Richmond	aL	10-11
3.18	Hartford	hL	8-10
3.18	Hartford	HW	9-3
3.21	North Carolina A&T	HW	7-4
3.21	North Carolina A&T	HW	20-0
3.22	East Tennessee State	HW	13-5
3.23	Brown	HW	15-2
3.23	Brown	HW	3-0
3.24	Brown	HW	7-4
3.25	Marshall	HW	7-4
3.25	Marshall	HW	5-3
3.27	North Carolina A&T	HW	14-2
3.28	East Tennessee State	aW	21-4
3.30	North Carolina	hL	2-3
3.31	North Carolina	aL	2-5
4.1	North Carolina	HW	10-7
4.3	Davidson	aW	11-7
4.4	William & Mary	HW	11-7
4.8	Virginia	aL	0-9
4.8	Virginia	aL	9-12
4.11	Campbell	HW	6-1
4.12	Radford	aW	4-2
4.13	Maryland	HW	17-0

4.14	Maryland	hL	12-15
4.15	Maryland	HW	13-4
4.16	Appalachian State	HW	13-7
4.17	Liberty	hL	6-11
4.18	UNC Charlotte	aW	5-0
4.20	NC State	aL	3-6
4.21	NC State	hL	11-16
4.22	NC State	aL	10-12
4.24	UNC Asheville	aT	7-7
4.25	Va. Commonwealth	hL	8-13
4.27	Duke	aW	11-9
4.28	Duke	HW	9-3
4.29	Duke	aW	12-3
5.2	Liberty	aT	8-8
5.5	Georgia Tech	HW	11-5
5.6	Georgia Tech	HW	8-3
5.6	Georgia Tech	HW	3-2
5.12	Georgia Tech ^	nL	1-3
5.13	Maryland ^	nW	7-2
5.14	Virginia ^	nL	4-8
^ ACC Tournament, Greenville, SC			

-- 1991 --

Head Coach: George Greer
Overall Record: 37-22
ACC Record: 10-10

2.16	Georgia	aL	6-7
2.16	Georgia	aL	5-7
2.17	Georgia	aL	7-10
2.23	Vanderbilt	nL	6-7
2.23	Armstrong State	aW	12-8
2.24	The Citadel	nW	8-6
3.1	UNC Asheville	HW	7-4
3.2	William & Mary	HW	16-10
3.2	William & Mary	HW	6-3
3.5	UNC Charlotte	HW	8-2
3.9	Clemson	HW	11-10
3.9	Clemson	hL	7-13
3.10	Clemson	hL	5-11
3.11	Rollins%	aW	5-4
3.12	Rhode Island%	nW	15-4
3.13	Evansville%	nL	2-4
3.14	Rollins%	aW	3-1
3.15	Rhode Island%	nW	10-4
3.18	Towson State	HW	21-6
3.20	North Carolina A&T	HW	11-9
3.21	Liberty	HW	12-8
3.22	NC State	HW	7-5
3.23	NC State	aL	1-3
3.24	NC State	hL	14-21
3.26	CW Post	HW	10-9
3.27	CW Post	HW	20-8
3.28	Brown	HW	20-12
3.30	North Carolina	HW	10-9
3.30	North Carolina	HW	4-2
3.31	North Carolina	aW	6-1
4.2	UNC Asheville	aL	7-8
4.3	Davidson	HW	4-2
4.4	North Carolina A&T	HW	6-3
4.6	Virginia	HW	4-3
4.6	Virginia	hL	2-4
4.7	Virginia	hL	2-6
4.9	Campbell	aL	3-7
4.12	Maryland	aL	6-7

-- 1992 --

Head Coach: George Greer
Overall Record: 36-22
ACC Record: 11-13

2.22	West Virginia	HW	7-6
2.22	West Virginia	hL	4-5
2.28	Georgia	aL	5-6
2.29	Georgia	aL	4-5
3.1	Georgia	aL	3-5
3.7	Clemson	aL	2-7
3.7	Clemson	aL	1-2
3.8	Clemson	aL	5-7
3.9	UNC Asheville	HW	30-7
3.13	NC State	aW	6-5
3.14	NC State	aL	0-10
3.15	NC State	aL	6-17
3.16	Eastern Kentucky	HW	7-2
3.17	Eastern Kentucky	hL	7-8
3.19	W. Illinois	HW	8-4
3.20	W. Illinois	HW	17-2
3.21	W. Illinois	HW	10-9
3.24	Kent	HW	8-7
3.25	Norfolk State	HW	14-6
3.26	Norfolk State	HW	6-4
3.28	North Carolina	HW	9-1
3.28	North Carolina	HW	3-1
3.29	North Carolina	hL	3-5
3.31	UNC Charlotte	hL	3-7
4.1	Davidson	aW	13-3
4.2	Campbell	aW	12-3
4.3	Virginia	aW	14-7
4.4	Virginia	aW	8-3
4.5	Virginia	aW	6-2
4.7	Davidson	HW	3-2
4.8	North Carolina A&T	HW	11-4
4.9	UNC Greensboro	hL	4-14
4.10	Maryland	HW	8-7
4.11	Maryland	HW	7-2
4.12	Maryland	HW	7-3

4.14	UNC Charlotte	aW	5-2
4.15	UNC Greensboro	HW	7-6
4.16	Davidson	aW	17-2
4.17	Florida State	hL	3-9
4.18	Florida State	hL	4-9
4.19	Florida State	hL	1-11
4.22	UNC Greensboro	aW	10-3
4.23	Campbell	HW	30-1
4.24	Duke	aL	7-8
4.25	Duke	aW	10-3
4.26	Duke	aL	2-6
4.28	Davidson	HW	9-4
4.29	North Carolina A&T	aW	10-3
4.29	UNC Greensboro	nW	7-4
5.1	Georgia Tech	HW	7-6
5.2	Georgia Tech	hL	5-13
5.3	Georgia Tech	hL	8-9
5.9	Duke ^	nW	5-2
5.10	Florida State ^	nL	1-6
5.11	North Carolina ^	nL	3-7
5.16	Long Beach State+	nW	5-2
5.17	North Carolina+	aW	5-3
5.18	Cal St. Northridge+	nW	5-4
^ ACC Tournament, Greenville, SC			
+ Carolina Invitational, Chapel Hill, NC			

-- 1993 --

Head Coach: George Greer
Overall Record: 31-22
ACC Record: 9-13

2.20	Davidson	aW	6-2
2.24	Davidson	HW	11-10
2.27	Georgia	aL	0-4
2.28	Georgia	aW	2-1
3.2	North Carolina A&T	HW	8-1
3.6	Clemson	HW	3-1
3.6	Clemson	hL	1-4
3.7	Clemson	hL	5-8
3.9	Ball State	HW	11-8
3.10	Saint Louis	HW	16-3
3.11	Saint Louis	HW	4-3
3.12	NC State	hL	4-6
3.19	Fairfield	HW	8-3
3.19	Fairfield	HW	3-1
3.20	Eastern Illinois	HW	11-1
3.21	Eastern Illinois	HW	6-5
3.24	UNC Charlotte	hL	4-7
3.25	Davidson	HW	9-4
3.26	North Carolina	aL	4-9
3.28	North Carolina	aL	3-4
3.28	North Carolina	aW	7-5
3.29	Campbell	aL	6-7
3.30	UNC Greensboro	aW	4-2
4.1	North Carolina A&T	HW	20-4
4.2	Virginia	hL	10-11
4.3	Virginia	hL	9-13
4.4	Virginia	HW	7-6
4.7	North Carolina A&T	HW	8-2
4.9	Maryland	aW	6-2
4.11	Maryland	aW	8-2
4.11	Maryland	aW	8-3
4.13	Davidson	aW	14-5
4.14	UNC Greensboro	hL	3-10
4.16	Florida State	aW	4-1
4.17	Florida State	aL	6-6
4.18	Florida State	aW	7-2
4.20	UNC Asheville	aL	5-6
4.21	UNC Greensboro	HW	8-3
4.22	UNC Charlotte	aW	4-3
4.23	Duke	hL	1-7
4.24	Duke	HW	8-6
4.25	Duke	hL	8-11
4.27	UNC Asheville	HW	5-0
4.29	Georgia Tech	aL	8-13
4.30	Georgia Tech	aL	4-8
5.1	Georgia Tech	aL	8-10
5.12	Norfolk State	HW	6-3
5.12	Norfolk State	HW	7-6
5.15	North Carolina ^	nL	3-4
5.16	Virginia ^	nL	7-8
5.21	Southern Cal+	nL	1-13
5.22	Washington State+	nL	11-12
5.23	Miami, FL+	nW	5-4
^ ACC Tournament, Greenville, SC			
+ Carolina Invitational, Chapel Hill, NC			

Year-by-Year Results

-- 1994 --

Head Coach: George Greer

Overall Record: 37-20

ACC Record: 10-14

2.19	MD Eastern Shore	HW	19-0
2.19	MD Eastern Shore	HW	3-2
2.20	MD Eastern Shore	HW	9-4
2.22	Appalachian State	HL	3-4
2.26	Georgia	aW	8-7
2.27	Georgia	aL	1-6
3.4	Clemson	aL	4-5
3.5	Clemson	aL	4-5
3.6	Clemson	aL	6-8
3.7	Rollins%	aW	9-6
3.8	Fairleigh Dickinson%	nW	9-3
3.9	Illinois-Chicago%	nW	8-5
3.10	Fairleigh Dickinson%	nW	17-1
3.11	Rollins%	aW	5-0
3.12	Illinois-Chicago%	nL	6-7
3.14	New Hampshire	HW	18-3
3.16	New Hampshire	HW	8-7
3.17	VMI	HW	9-8
3.18	North Carolina	HL	4-6
3.19	North Carolina	HW	14-6
3.20	North Carolina	HW	10-1
3.22	Florida State	HL	2-12
3.23	Florida State	HL	4-15
3.24	Florida State	HL	4-17
3.26	Davidson	aW	7-4
3.30	UNC Greensboro	aW	11-1
3.31	Davidson	HW	3-1
4.1	UNC Wilmington	HW	4-3
4.2	UNC Wilmington	HW	10-7
4.3	UNC Asheville	HL	4-10
4.3	UNC Asheville	HW	11-10
4.4	North Carolina A&T	HW	18-4
4.5	UNC Asheville	aW	6-4
4.8	Maryland	HW	8-6
4.9	Maryland	HW	20-6
4.10	Maryland	HW	5-4
4.15	Virginia	aL	2-5
4.16	Virginia	aW	7-2
4.17	Virginia	aW	9-3
4.19	UNC Greensboro	HW	15-5
4.20	Davidson	aW	9-7
4.21	UNC Greensboro	HW	8-4
4.22	Georgia Tech	HW	2-1
4.23	Georgia Tech	HL	5-7
4.24	Georgia Tech	HW	14-2
4.26	UNC Greensboro	aW	10-4
4.27	NC State	aL	3-5
4.28	NC State	aW	9-6
4.29	NC State	aL	5-6
5.11	Campbell	aW	6-3
5.12	Campbell	HW	16-6
5.13	Duke	aL	5-6
5.14	Duke	aL	3-12
5.15	Duke	aL	9-15
5.18	Duke ^	nW	9-6
5.19	Georgia Tech ^	nL	0-6
5.20	Florida State ^	nL	3-18

%Rollins Baseball Week
^ ACC Tournament, Greenville, SC



Jon Palmieri



Dave Lardieri



Brett Wagner



Scott Daeley

3.27	North Carolina A&T	HW	9-0
3.28	Davidson	HW	7-0
3.29	UNC Greensboro	HW	9-7
3.31	Virginia	HW	9-4
4.1	Virginia	HW	2-1
4.2	Virginia	HW	3-2
4.3	North Carolina A&T	aW	19-3
4.4	Campbell	HL	11-14
4.7	NC State	HL	4-11
4.8	NC State	HL	3-10
4.9	NC State	HW	10-8
4.10	UNC Charlotte	HW	7-3
4.11	UNC Greensboro	HW	6-1
4.14	Georgia Tech	aL	10-12
4.15	Georgia Tech	aL	11-13
4.16	Georgia Tech	aL	2-9
4.17	Towson State	HL	7-13
4.18	Furman	HW	11-3
4.19	UNC Charlotte	HW	16-7
4.21	Maryland	aW	9-7
4.22	Maryland	aW	2-1
4.23	Maryland	aW	7-3
4.26	UNC Charlotte	aL	2-5
4.26	UNC Charlotte	aL	2-1
4.27	UNC Greensboro	HL	1-4
5.7	North Carolina	aL	2-12
5.8	North Carolina	aW	5-4
5.9	North Carolina	aW	8-5
5.10	Furman	aW	10-1
5.12	Duke	HW	10-2
5.13	Duke	HW	10-1
5.14	Duke	HW	8-2
5.17	North Carolina ^	nL	1-4
5.18	Maryland ^	nW	17-4
5.19	NC State ^	nL	2-11

^ ACC Tournament, Greenville, SC

3.16	NC State	aL	3-7
3.17	NC State	aL	6-8
3.18	Yale	HW	13-0
3.20	Davidson	aW	13-2
3.22	Florida State	HL	7-11
3.23	Florida State	HL	6-9
3.24	Florida State	HL	3-12
3.26	UNC Charlotte	aW	6-0
3.27	Davidson	HW	6-5
3.29	North Carolina	HW	8-2
3.30	North Carolina	HL	0-4
3.31	North Carolina	HL	3-17
4.2	UNC Charlotte	HW	14-9
4.5	Clemson	aL	1-9
4.6	Clemson	aL	0-6
4.7	Clemson	aW	8-7
4.9	Campbell	aW	11-4
4.10	UNC Greensboro	aW	6-4
4.12	Georgia Tech	HW	4-2
4.13	Georgia Tech	HL	2-13
4.14	Georgia Tech	HW	7-1
4.16	UNC Greensboro	HW	17-6
4.17	Elon	HW	8-1
4.19	Virginia	aL	0-6
4.20	Virginia	aL	4-8
4.21	Virginia	aL	1-2
4.23	Appalachian State	aL	6-7
4.24	North Carolina A&T	HW	11-2
4.27	Maryland	HL	4-5
4.27	Maryland	HW	11-6
4.28	Maryland	HW	3-2
5.1	Winthrop	HL	10-11
5.14	Maryland ^	nW	3-2
5.15	Florida State ^	nL	4-8
5.16	NC State ^	nL	5-7

+Olive Garden Classic, Kissimmee, FL
^ ACC Tournament, Durham, NC

3.20	Davidson	HW	22-3
3.21	Georgia Tech	aL	3-14
3.22	Georgia Tech	aL	7-10
3.23	Georgia Tech	aL	7-8
3.25	Kent	HW	10-1
3.26	Kent	HL	9-10
3.28	Clemson	HW	11-2
3.29	Clemson	HL	9-10
3.30	Clemson	HL	7-18
3.31	North Carolina A&T	HW	13-1
4.1	UNC Greensboro	HW	7-6
4.2	Campbell	aW	8-2
4.4	Virginia	HW	8-4
4.5	Virginia	HW	11-3
4.6	Virginia	HL	6-7
4.8	UNC Charlotte	HW	13-7
4.9	Appalachian State	aW	7-2
4.10	UNC Greensboro	HL	6-12
4.11	North Carolina	aL	1-4
4.12	North Carolina	aW	8-1
4.13	North Carolina	aW	10-8
4.15	Campbell	HW	7-5
4.16	UNC Charlotte	aW	11-5
4.19	Maryland	aW	6-2
4.19	Maryland	aW	13-6
4.20	Maryland	aW	19-2
4.25	NC State	HL	2-5
4.26	NC State	HL	1-8
4.30	UNC Asheville	aW	4-2
5.10	UNC Wilmington	nL	4-11
5.10	UNC Wilmington	nW	5-1
5.11	Mount Olive	HW	7-6
5.11	Mount Olive	HW	5-0
5.14	Clemson ^	nL	6-8
5.15	North Carolina ^	nL	3-4

^ ACC Tournament, St. Petersburg, FL

-- 1995 --

Head Coach: George Greer

Overall Record: 34-24

ACC Record: 13-11

2.19	MD Eastern Shore	HW	8-0
2.19	MD Eastern Shore	HW	10-1
2.22	Davidson	HW	19-1
2.24	Florida State	aL	0-4
2.25	Florida State	aW	4-3
2.26	Florida State	aL	1-10
3.3	Davidson	HW	8-2
3.6	Campbell	aL	4-9
3.10	Connecticut	HW	17-5
3.11	Connecticut	HL	7-15
3.12	Connecticut	HW	12-4
3.13	Richmond	HL	9-16
3.14	UNC Asheville	HL	10-12
3.15	UNC Asheville	HW	15-5
3.17	Clemson	HW	7-10
3.18	Clemson	HL	3-4
3.19	Clemson	HL	5-10
3.20	UMBC	HW	11-0
3.21	Hartford	HW	13-12
3.22	Davidson	aL	8-9
3.23	Hartford	HW	18-4
3.25	UNC Wilmington	aW	6-4
3.26	UNC Wilmington	aL	1-2

-- 1996 --

Head Coach: George Greer

Overall Record: 26-32

ACC Record: 7-16

2.9	Central Florida+	nL	4-5
2.10	Alabama+	nL	7-10
2.11	Texas Tech+	nL	1-5
2.14	East Tennessee State	HL	4-6
2.21	Campbell	HW	8-4
2.22	High Point	HW	6-2
2.23	Northwestern	HW	9-7
2.24	Northwestern	HL	4-9
2.25	Northwestern	HL	21-24
2.26	North Carolina A&T	aL	7-10
2.27	Davidson	aL	6-7
3.2	UNC Asheville	HW	8-0
3.2	UNC Asheville	HW	7-5
3.3	UNC Asheville	HW	6-2
3.4	William & Mary	HL	10-12
3.5	Appalachian State	HL	6-13
3.10	Duke	aL	1-7
3.10	Duke	aW	2-1
3.11	Northern Illinois	HL	7-10
3.12	UNC Wilmington	aW	14-13
3.13	UNC Wilmington	aL	1-4
3.14	Butler	HW	15-8
3.15	NC State	aL	2-10

-- 1997 --

Head Coach: George Greer

Overall Record: 37-20

ACC Record: 10-13

2.15	The Citadel	aW	14-7
2.16	Furman	nL	10-11
2.18	Elon	HW	11-9
2.20	Appalachian State	HW	8-3
2.22	MD Eastern Shore	HW	20-1
2.23	MD Eastern Shore	HW	13-4
2.23	MD Eastern Shore	HW	12-0
2.25	Elon	aW	2-0
2.26	North Carolina A&T	HW	21-4
3.1	Ohio	HW	13-2
3.1	Ohio	HL	3-5
3.4	UNC Asheville	HW	7-5
3.5	Radford	HW	8-6
3.7	Duke	HW	3-1
3.8	Duke	HL	12-16
3.9	Duke	HW	5-3
3.10	Fairfield	HW	17-13
3.12	Wofford	HW	8-2
3.13	William & Mary	HW	20-1
3.14	Florida State	aL	8-15
3.15	Florida State	aL	3-11
3.16	Florida State	aL	0-10

-- 1998 --

Head Coach: George Greer


Overall Record: 43-23

ACC Record: 13-10

Postseason: ACC Champions
 NCAA Regionals

2.13	UNC Wilmington	aW	5-1
2.14	Radford	nW	9-3
2.15	UNC Wilmington	aW	7-3
2.18	UNC Asheville	HW	17-5
2.20	New Orleans	nW	6-4
2.21	Rice	aL	0-2
2.22	Northwestern State	nW	4-2
2.24	Elon	aL	1-11
2.25	Appalachian State	HW	5-4
2.27	New York Tech	HL	6-11
2.28	New York Tech	HW	24-2
3.1	New York Tech	HW	18-0
3.3	Campbell	HW	12-5
3.4	Va. Commonwealth	HW	6-3
3.6	Duke	aW	6-4
3.7	Duke	aW	11-4
3.10	Richmond	HL	0-4
3.11	East Carolina	HW	11-5
3.13	Florida State	HL	11-12
3.14	Florida State	HL	4-10
3.15	Florida State	HL	6-9

Year-by-Year Results




Dave Bush



John Hendricks



Danny Borrell



Mike MacDougal

3.17	East Tennessee State	hW	5-4
3.18	East Tennessee State	hW	9-0
3.22	Georgia Tech	hL	1-5
3.23	Georgia Tech	hL	5-9
3.23	Georgia Tech	hW	7-0
3.24	UNC Charlotte	hL	0-7
3.25	Davidson	hW	14-9
3.27	Clemson	aL	2-10
3.28	Clemson	aL	5-6
3.29	Clemson	aW	8-2
3.31	Elon	hW	10-5
4.1	Davidson	aW	12-6
4.4	North Carolina	hL	5-10
4.5	North Carolina	hW	3-0
4.5	North Carolina	hW	7-6
4.7	Campbell	aW	11-9
4.8	UNC Greensboro	hL	6-8
4.10	NC State	aW	7-5
4.11	NC State	aL	4-21
4.12	NC State	aL	9-10
4.15	Winthrop	aW	4-3
4.17	Maryland	hW	17-3
4.18	Maryland	hW	5-4
4.19	Maryland	hW	10-2
4.21	UNC Greensboro	aL	5-7
4.22	Appalachian State	aW	7-3
4.23	Liberty	hW	10-9
4.24	Virginia	aW	3-2
4.25	Virginia	aW	13-4
4.26	Virginia	aW	13-7
4.28	Wingate	hW	15-2
4.29	UNC Charlotte	aL	3-4
4.29	UNC Charlotte	aL	6-7
5.9	East Carolina	aL	2-4
5.10	Old Dominion	aW	10-4
5.13	NC State ^	nW	9-1
5.14	Florida State ^	nL	1-14
5.15	Georgia Tech ^	nW	2-1
5.16	North Carolina ^	nW	3-0
5.17	Florida State ^	nW	2-1
5.17	Florida State ^	nW	6-3
5.21	Illinois*	nW	14-12
5.22	Richmond*	nW	6-5
5.23	Florida*	aL	9-12
5.24	Illinois*	nL	4-13

^ ACC Tournament, Durham, NC
*NCAA South I Regional, Gainesville, FL

-- 1999 --

Head Coach: George Greer
Overall Record: 47-16
ACC Record: 16-7
Postseason: ACC Champions
NCAA Super Regionals

Final Ranking: 10th

2.12	Evansville	hW	10-5
2.14	Evansville	hW	15-0
2.14	Evansville	hL	5-8
2.18	Davidson	hW	10-4
2.20	Georgia	aW	8-2
2.21	Georgia	aL	7-16
2.25	East Carolina	hL	2-3
2.27	Virginia Tech	hW	4-2
2.28	Virginia Tech	hW	10-9

3.2	UNC Charlotte	hW	7-2
3.5	Auburn@	nL	3-7
3.6	Vanderbilt@	nW	3-2
3.7	West Virginia@	nW	5-4
3.10	UNC Greensboro	hW	4-3
3.12	Duke	hW	5-0
3.13	Duke	hW	15-6
3.16	East Tennessee State	hW	17-9
3.19	North Carolina	aW	9-7
3.20	North Carolina	aL	1-11
3.21	North Carolina	aL	3-9
3.24	East Tennessee State	aW	11-7
3.26	Clemson	hW	5-1
3.27	Clemson	hW	11-6
3.28	Clemson	hW	10-2
3.30	East Carolina	aL	8-11
4.2	Florida State	aL	4-7
4.3	Florida State	aL	3-16
4.4	Florida State	aL	3-4
4.6	Virginia Tech	aW	8-4
4.7	Appalachian State	hW	7-6
4.9	Virginia	hW	11-2
4.10	Virginia	hW	14-8
4.11	Virginia	hW	5-4
4.13	Appalachian State	aW	16-10
4.14	UNC Greensboro	aW	6-4
4.16	Georgia Tech	aW	22-1
4.17	Georgia Tech	aW	12-3
4.18	Georgia Tech	aL	6-8
4.20	Winthrop	hW	13-7
4.21	VCU	aL	5-6
4.23	N.C. State	hW	13-9
4.24	N.C. State	hW	11-10
4.25	N.C. State	hL	7-13
4.27	Davidson	aW	8-2
5.9	UNC Asheville	hW	10-9
5.10	UNC Asheville	hW	16-4
5.11	Old Dominion	hW	17-10
5.12	Liberty	aW	21-5
5.14	Maryland	aW	16-7
5.15	Maryland	aW	9-4
5.16	Maryland	aW	4-0
5.19	Virginia*	nW	4-3
5.20	Clemson*	nW	6-3
5.21	Florida State*	nW	4-0
5.22	N.C. State*	nW	11-6
5.22	Clemson*	nW	9-5
5.28	Stena ^	hW	22-4
5.29	Richmond ^	hW	12-1
5.30	Richmond ^	hL	3-9
5.30	Richmond ^	aL	13-3
6.4	Miami#	hW	2-10
6.5	Miami#	aL	1-8

@ Blue-Gray Classic, Montgomery, AL
* ACC Tournament, Durham, NC
^ NCAA Regional, Winston-Salem, NC
NCAA Super Regional, Coral Gables, FL

-- 2000 --

Head Coach: George Greer
Overall Record: 41-20-1
ACC Record: 14-10
Postseason: NCAA Regionals
Final Ranking: 20th

1.28	Miami@	nL	3-6
1.29	Central Florida@	nL	4-5
1.30	Rice@	nW	2-1
2.15	Campbell	hW	12-1
2.19	Liberty	hW	9-7
2.21	High Point	aW	19-4
2.24	Davidson	hW	30-4
2.26	Virginia Tech	hW	11-7
2.27	Virginia Tech	hW	13-0
2.29	Davidson	aW	18-6
3.3	Notre Dame#	nL	5-8
3.4	Georgia#	nW	4-2
3.5	Minnesota#	aW	13-6
3.7	Va. Commonwealth	hW	13-3
3.8	East Carolina	aL	1-8
3.10	NC State	aW	11-0
3.11	NC State	aL	6-8
3.12	NC State	aL	4-12
3.13	Pace	hW	18-7
3.14	E. Tennessee St.	hW	13-5
3.15	Columbia	hW	9-5
3.17	Florida State	hW	7-1
3.18	Florida State	hL	7-4
3.19	Florida State	hL	4-12
3.22	UNC Greensboro	hW	14-0
3.23	Liberty	aL	5-7
3.24	Virginia	aW	4-0
3.25	Virginia	aL	9-10
3.26	Virginia	aW	13-5
3.28	UNC Charlotte	hT	14-14
3.29	Appalachian St.	hW	10-3
3.31	Duke	aW	3-2
4.1	Duke	aW	12-3
4.2	Duke	aW	8-6
4.4	Campbell	aW	4-3
4.5	E. Tennessee St.	aW	15-1
4.7	North Carolina	hW	9-7
4.9	North Carolina	hW	9-8
4.9	North Carolina	hW	4-3
4.11	UNC Greensboro	aW	2-0
4.12	Virginia Tech	aW	10-3
4.15	Clemson	aL	5-6
4.16	Clemson	aL	4-5
4.17	Clemson	aW	6-4
4.18	Appalachian St.	nW	14-3
4.19	East Carolina	hL	3-5
4.21	Maryland	hL	2-4
4.22	Maryland	hW	11-0
4.23	Maryland	hL	2-4
5.8	High Point	hW	6-2
5.9	High Point	hW	12-5
5.10	Old Dominion	aW	14-5
5.12	Georgia Tech	hL	8-10
5.13	Georgia Tech	hL	10-20
5.14	Georgia Tech	hW	9-5
5.17	North Carolina*	nW	8-7
5.18	Georgia Tech*	nL	3-6
5.19	Virginia*	nL	3-8

5.26	Seton Hall ^	nW	8-3
5.27	South Carolina ^	nL	1-6
5.27	Liberty ^	nW	4-2
5.28	South Carolina ^	nL	4-8

@ACC-Disney Blast, Orlando, FL
#Hormel Foods Classic, Minneapolis, MN
*ACC Tournament, Fort Mill, SC
^ NCAA Regional, Columbia, SC

-- 2001 --

Head Coach: George Greer
Overall Record: 44-18
ACC Record: 16-8
Postseason: ACC Champions
NCAA Regionals

Final Ranking: 18th

2.9	James Madison	hW	12-5
2.10	Penn State	hW	10-5
2.11	Penn State	hW	3-2
2.16	Central Florida@	nW	6-5
2.17	Rice@	aL	2-3
2.18	Purdue@	nL	5-6
2.20	Charlotte	hW	17-8
2.24	Virginia Tech	hW	3-1
2.26	Liberty	aW	6-4
2.27	High Point	hW	11-3
3.2	New Orleans	hW	10-4
3.3	New Orleans	hW	8-7
3.7	East Carolina	hW	8-7
3.9	Duke	hW	5-4
3.10	Duke	hW	9-8
3.11	Duke	hL	6-14
3.13	Appalachian State	hW	13-4
3.14	Va. Commonwealth	aL	9-10
3.16	North Carolina	aW	12-5
3.17	North Carolina	aW	12-7
3.18	North Carolina	aW	11-3
3.21	East Carolina	aL	3-8
3.23	Clemson	hL	1-4
3.24	Clemson	hW	12-3
3.25	Clemson	hL	1-9
3.28	Old Dominion	hW	13-8
3.30	Florida State	aL	3-12
3.31	Florida State	aL	5-6
4.1	Florida State	aL	5-6
4.4	UNC Greensboro	hW	11-9
4.6	Virginia	hW	9-8
4.7	Virginia	hW	14-8
4.8	Virginia	hW	4-1
4.10	Virginia Tech	aW	18-9
4.11	Appalachian State#	nW	18-4
4.13	Georgia Tech	aL	11-18
4.14	Georgia Tech	aW	14-10
4.15	Georgia Tech	aW	14-4
4.17	UNC Greensboro	aW	5-4
4.18	High Point	aL	1-3
4.20	NC State	hW	8-7
4.21	NC State	hW	11-7
4.22	NC State	hW	12-2
4.23	Liberty	hL	11-13
4.25	Charlotte	aL	0-1
4.25	Charlotte	aW	11-7
4.27	Maryland	aW	20-3
4.28	Maryland	aL	4-9
4.29	Maryland	aW	9-2
5.1	Davidson	aW	16-7
5.2	Davidson	aW	10-2
5.13	High Point	hW	14-2
5.16	North Carolina ^	nW	11-8
5.17	Virginia ^	nW	2-1
5.18	Georgia Tech ^	nW	4-3
5.19	Florida State ^	nL	2-15
5.20	NC State ^	nW	17-4
5.25	Tennessee Tech%	nL	7-9
5.26	Middle Tenn. St%	nW	6-3
5.26	Tennessee Tech%	nW	18-5
5.27	Tennessee%	aW	10-3
5.27	Tennessee%	aL	3-6

@ Coca-Cola Classic, Houston, Texas
L.P. Frans Stadium, Hickory, N.C.
^ ACC Tournament, Fort Mill, S.C.
% NCAA Sub-Regional, Knoxville, Tenn.

-- 2002 --

Head Coach: George Greer
Overall Record: 47-13-1
ACC Record: 17-6
Postseason: NCAA Regionals
Final Ranking: 12th

2.12	Davidson	aW	7-2
2.15	Rice@	aL	5-15

Year-by-Year Results

2.16	New Mexico@	nW	3-2
2.17	Nebraska@	nW	9-8
2.21	Elon	hW	6-4
2.22	Cincinnati	hW	3-2
2.23	Cincinnati	hW	6-1
2.24	Cincinnati	hW	9-5
2.26	High Point	aW	9-5
2.28	Albany	hW	9-1
3.1	Appalachian State	hW	10-4
3.5	Appalachian State	hW	22-3
3.6	Elon	aL	1-4
3.9	New Orleans	aW	2-0
3.10	New Orleans	aW	6-5
3.11	New Orleans	aW	5-4
3.15	Georgia Tech	hW	10-9
3.16	Georgia Tech	hW	11-5
3.19	Georgia	hW	11-9
3.20	Georgia	hL	6-9
3.22	NC State	aL	4-5
3.23	NC State	aW	8-6
3.24	NC State	aW	13-7
3.27	Liberty	hW	14-8
3.29	Florida State	hW	5-3
3.30	Florida State	hL	18-10
3.31	Florida State	hW	7-5
4.2	UNC Greensboro	aW	6-3
4.5	North Carolina	hW	8-2
4.6	North Carolina	hL	8-11
4.7	North Carolina	hW	7-6
4.12	Virginia	aW	8-7
4.13	Virginia	aW	4-3
4.14	Virginia	aW	9-5
4.16	High Point	hW	13-11
4.17	Virginia Tech	hW	6-5
4.19	Maryland	hW	19-0
4.20	Maryland	hW	18-6
4.21	Maryland	hW	15-7
4.23	Charlotte#	aW	12-3
4.24	Virginia Tech	aW	10-3
4.26	Clemson	aW	4-2
4.27	Clemson	aL	3-5
4.28	Clemson	aL	0-4
4.30	UNC Greensboro	hW	13-3
5.1	Davidson	hW	15-3
5.12	VCU	hW	11-9
5.13	Liberty	aT	11-11
5.15	West Virginia	aW	4-1
5.17	Duke	aW	14-4
5.18	Duke	aL	2-6
5.19	Duke	aW	5-3
5.22	NC State ^	nW	12-4
5.23	North Carolina ^	nW	9-7
5.24	Florida State ^	nL	2-5
5.25	Clemson ^	nL	6-8
5.31	George Washington%	hW	12-6
6.1	Richmond%	hL	2-3
6.1	Navy%	hW	13-1
6.2	Richmond%	hW	5-4
6.2	Richmond%	hL	5-7

@ Coca-Cola Classic, Houston, Texas
Fieldcrest Cannon Stadium, Kannapolis
^ ACC Tournament, St. Petersburg, Fla.
% NCAA Winston-Salem Regional

-- 2003 --

Head Coach: George Greer
Overall Record: 29-24
ACC Record: 8-15

2.11	Appalachian State	hW	26-0
2.12	Elon	aL	1-4
2.15	West Virginia	hW	10-2
2.21	James Madison	hW	15-6
2.23	James Madison	hW	13-2
2.28	Minnesota@	aW	7-3
3.1	Nebraska@	nL	0-6
3.2	Notre Dame@	nL	1-2
3.4	Charlotte	hW	8-7
3.6	Albany	hW	25-1
3.7	Le Moyne	hW	3-2
3.8	Le Moyne	hW	6-3
3.9	Le Moyne	hL	5-6
3.11	Liberty	aL	5-6
3.12	Wofford	hW	26-8
3.14	Maryland	aW	5-4
3.15	Maryland	aW	12-2
3.16	Maryland	aW	14-10
3.19	High Point	aW	9-2
3.21	North Carolina	aW	6-1
3.22	North Carolina	aL	5-12
3.23	North Carolina	aL	3-12
3.25	High Point	hW	18-3



Kyle Sleeth



Adam Bourassa



Jamie D'Antona



Cory Sullivan

3.26	UNC Greensboro	hW	9-6
3.28	Duke	hW	11-1
3.29	Duke	hW	7-4
4.2	Davidson	aW	17-6
4.4	Florida State	aL	5-7
4.5	Florida State	aL	2-7
4.6	Florida State	aL	7-10
4.12	NC State	hW	11-9
4.12	NC State	hL	2-11
4.13	NC State	hL	6-13
4.15	Appalachian State	aW	13-6
4.17	Davidson	hW	10-3
4.18	Georgia Tech	aL	0-2
4.19	Georgia Tech	aL	4-10
4.20	Georgia Tech	aL	3-5
4.22	Liberty	hW	21-12
4.23	Wofford	aW	16-8
4.25	Virginia	hW	2-1
4.26	Virginia	hL	2-13
4.27	Virginia	hL	4-6
4.29	UNC Greensboro	aW	5-2
4.30	Charlotte	aW	9-1
5.11	VCU	aL	4-5
5.12	Elon	hL	3-5
5.14	High Point	hW	14-2
5.15	Clemson	hL	2-6
5.16	Clemson	hL	3-14
5.17	Clemson	hL	3-4
5.22	Georgia Tech ^	nL	8-9
5.23	Virginia ^	nL	11-12

@ H.H.H. Metrodome, Minneapolis, Minn.
^ ACC Tournament, Salem, Va.

-- 2004 --

Head Coach: George Greer
Overall Record: 17-33
ACC Record: 4-20

2.20	Rice@	aL	5-13
2.21	Lamar@	nL	3-5
2.22	CS-Northridge@	nL	12-13
2.24	Appalachian State	hW	13-6
2.25	Liberty	hW	14-5
2.29	High Point	hW	6-5
3.1	High Point	hW	23-7
3.3	High Point	hW	13-10
3.4	Western Carolina	hW	16-4
3.7	Winthrop (DH)	aL	1-3
3.7	Winthrop (DH)	aW	4-2
3.9	Liberty	aL	8-13
3.11	UT-Martin#	nW	5-1
3.12	Missouri#	nL	4-5
3.13	Memphis#	nL	3-15
3.14	Indiana State#	nW	8-4
3.17	Virginia Tech	hW	15-2
3.19	Georgia Tech	hL	8-9
3.20	Georgia Tech	hW	8-4
3.21	Georgia Tech	hL	2-9
3.23	Davidson	aL	9-11
3.24	UNC Greensboro	hL	0-3
3.26	Clemson	aL	6-13
3.27	Clemson	aL	4-7
3.28	Clemson	aL	5-6
4.2	North Carolina	hL	7-9
4.3	North Carolina	hL	3-7

4.4	North Carolina	hL	3-11
4.7	UNC Greensboro	aL	4-12
4.9	Duke	aL	6-7
4.10	Duke	aL	7-8
4.11	Duke	aL	5-6
4.16	NC State	aW	4-1
4.17	NC State	aL	2-7
4.18	NC State	aL	6-14
4.20	UNC Asheville	hW	10-7
4.23	Maryland	hW	21-16
4.24	Maryland	hW	10-5
4.25	Maryland	hL	11-13
4.27	VCU	hW	7-1
4.28	Elon	hW	5-4
5.11	Elon	aL	3-11
5.13	Virginia	aL	4-5
5.14	Virginia	aL	7-11
5.15	Virginia	aL	6-8
5.18	High Point	aL	6-7
5.20	Florida State	hL	10-11
5.21	Florida State	hL	3-27
5.22	Florida State	hL	6-10
5.25	Maryland ^	nL	12-15

@ Coca-Cola Classic, Houston, Texas

Easton USA Challenge, Millington, Tenn.

^ ACC Tournament, Salem, Va.

-- 2005 --

Head Coach: Rick Rembielak
Overall Record: 28-30
ACC Record: 12-18

2.10	Winthrop@	aL	0-8
2.12	Western Kentucky@	nW	10-5
2.13	Winthrop@	aL	6-10
2.15	Davidson	hL	3-6
2.18	South Alabama#	aL	2-4
2.19	Jacksonville#	nL	4-5
2.20	Texas A&M#	nL	2-12
2.22	Appalachian State	hW	11-4
2.25	Cincinnati	hW	10-9
2.26	Cincinnati	hW	11-7
2.27	Cincinnati	hL	2-5
3.2	High Point	hW	5-4
3.4	Virginia	hW	11-8
3.5	Virginia	hW	15-8
3.6	Virginia	hW	7-6
3.8	Ball State	hW	15-11
3.11	Georgia Tech	aL	5-15
3.12	Georgia Tech	aL	14-16
3.13	Georgia Tech	aL	5-16
3.18	Miami	hL	2-11
3.19	Miami	hW	13-6
3.20	Miami	hL	4-12
3.25	North Carolina	aL	1-2
3.26	North Carolina	aL	1-9
3.26	North Carolina	aL	5-14
3.29	Elon	hW	10-2
3.30	Charlotte	aL	4-10
4.1	Duke	hW	11-10
4.2	Duke	hW	6-5
4.3	Duke	hW	3-2
4.6	Davidson	aL	10-11
4.8	Florida State	aL	5-7
4.9	Florida State	aL	3-4

4.10	Florida State	aW	13-10
4.15	NC State	hL	9-11
4.16	NC State	hW	9-5
4.17	NC State	hL	7-8
4.19	Winthrop	hW	8-7
4.20	Charlotte	hL	6-13
4.22	Maryland	aL	4-5
4.23	Maryland	aW	7-6
4.24	Maryland	aW	11-5
4.26	Liberty	hW	9-8
4.27	UNC Greensboro	aW	4-2
5.10	Elon	aW	12-5
5.11	Appalachian State	aW	20-12
5.13	Clemson	hL	1-4
5.14	Clemson	hL	14-17
5.15	Clemson	hL	5-6
5.17	High Point	aW	19-13
5.19	Virginia Tech	aL	3-6
5.20	Virginia Tech	aW	7-5
5.21	Virginia Tech	aL	6-7
5.24	Duke ^	nW	10-1
5.24	Maryland ^	nW	20-13
5.25	Georgia Tech ^	nL	8-9
5.26	North Carolina ^	nW	2-1
5.27	Florida State ^	nL	3-7

@ Winthrop Tournament, Rock Hill, S.C.


Coca-Cola Classic, Mobile, Ala.

^ ACC Tournament, Jacksonville, Fla.

Extra-Innings Not Indicated For Games

NOTE: The Wake Forest Athletics Media Relations Office welcomes any additions, deletions or corrections from legitimate sources.

Year-by-Year Results



Year	Overall	Pct.	ACC	Finish
1891	1-0-1	.750	--	--
1892	1-1-0	.500	--	--
1894	9-1-0	.900	--	--
1899	6-4-0	.600	--	--
1916	9-8-1	.528	--	--
1917	9-9-0	.500	--	--
1918	9-3-0	.750	--	--
1919	10-4-0	.714	--	--
1920	12-6-0	.667	--	--
1921	15-5-3	.717	--	--
1922	9-9-0	.500	--	--
1923	10-11-0	.476	--	--
1924	13-7-0	.650	--	--
1925	17-9-0	.654	--	--
1926	19-7-0	.731	--	--
1927	13-4-0	.765	--	--
1928	10-7-0	.588	--	--
1929	8-10-0	.444	--	--
1930	11-10-0	.524	--	--

Year	Overall	Pct.	ACC	Finish
1931	9-15-1	.380	--	--
1932	11-7-0	.611	--	--
1933	16-5-0	.762	--	--
1934	11-10-0	.524	--	--
1935	17-10-0	.630	--	--
1936	13-10-0	.565	--	--
1937	20-5-0	.800	--	--
1938	12-6-2	.650	--	--
1939	13-14-1	.482	--	--
1940	8-3-0	.727	--	--
1941	7-6-0	.538	--	--
1942	7-6-0	.538	--	--
1943-45	World War II			
1946	7-14-0	.333	--	--
1947	15-8-2	.640	--	--
1948	16-7-1	.688	--	--
1949#	31-4-0	.886	--	--
1950	31-6-0	.838	--	--
1951	16-7-0	.696	--	--

Year	Overall	Pct.	ACC	Finish
1952	13-12-0	.520	--	--
1953	15-5-0	.750	--	--
1954	13-9-0	.591	8-7-0	4th
1955*	29-7-0	.806	11-3-0	1st
1956	13-5-1	.711	7-5-1	4th
1957	13-7-0	.650	9-5-0	2nd
1958	12-9-0	.571	7-6-0	4th
1959	13-8-0	.619	9-6-0	2nd
1960	14-7-0	.667	7-7-0	5th
1961	23-7-0	.767	9-5-0	3rd
1962!	20-11-0	.645	10-5-0	1st
1963!	28-11-0	.718	11-3-0	1st
1964	23-7-0	.767	9-4-0	2nd
1965	14-15-0	.483	7-7-0	3rd
1966	12-12-0	.500	7-7-0	3rd
1967	8-15-1	.354	4-8-1	7th
1968	10-24-1	.300	5-15-1	8th
1969	13-20-0	.394	9-11-0	5th
1970	11-21-0	.344	6-15-0	8th
1971	7-19-0	.269	2-12-0	8th
1972	8-18-0	.308	3-11-0	7th
1973	6-16-0	.273	6-9-0	4th
1974	8-20-0	.286	0-12-0	7th
1975	9-20-0	.310	3-9-0	6th
1976	22-11-0	.667	5-7-0	5th
1977!	31-13-0	.705	7-5-0	3rd
1978	23-14-0	.622	7-5-0	3rd
1979	28-9-0	.784	9-3-0	2nd
1980	17-13-0	.567	5-8-0	6th
1981	17-13-0	.567	3-9-0	7th
1982	26-12-1	.679	6-5-0	3rd
1983	17-18-0	.486	5-6-0	4th
1984	17-25-0	.405	1-13-0	8th
1985	23-23-2	.500	1-12-1	8th
1986	29-21-0	.580	6-8-0	6th
1987	19-31-0	.380	4-13-0	6th
1988	32-26-0	.552	7-12-0	6th
1989	35-23-0	.603	9-10-0	5th
1990	35-24-2	.590	10-10-0	4th
1991	37-22-0	.627	10-10-0	4th
1992	36-22-0	.621	11-13-0	6th
1993	31-22-0	.585	9-13-0	7th
1994	37-20-0	.649	10-14-0	7th
1995	34-24-0	.586	13-11-0	5th
1996	26-32-0	.448	7-16-0	8th
1997	37-20-0	.649	10-13-0	5th
1998!	43-23-0	.652	13-10-0	5th
1999!	47-16-0	.746	16-7-0	2nd
2000	41-20-1	.669	14-10-0	4th
2001!	44-18-0	.710	16-8-0	3rd
2002	47-13-1	.779	17-6-0	2nd
2003	29-24-0	.547	8-15-0	7th
2004	17-33-0	.340	4-20-0	t-8th
2005	28-30-0	.483	12-18-0	8th
Totals	1691-1178-22	.589	404-482-4	.456

Wake Forest Coaching History

Coach	Years	W	L	T	Pct.	
Unknown	1891-99	17	6	1	.729	
J.P. Tucker	(1) 1911	--	--	--	--	
Frank Thompson	(2) 1913-14	--	--	--	--	
J.R. Crozier	(1) 1915	--	--	--	--	
Mig Billings	(2) 1916-17	18	17	1	.514	
E.T. MacDonnell	(1) 1918	9	3	0	.750	
I.E. Carlyle	(1) 1919	10	4	0	.692	
Bill Holding	(1) 1920	12	6	0	.667	
J.L. White, Jr.	(1) 1921	15	5	3	.717	
H.L. Langston	(1) 1922	9	9	0	.500	
Phil Utley	(1) 1923	10	11	0	.476	
Hank Garrity	(2) 1924-25	30	16	0	.652	
John Caddell	(13) 1926-39	183	120	3	.603	
Murray Greason	(7) 1940-42, 46-47	44	37	2	.542	
Frank Novosele	(1) 1948	16	7	1	.688	
Lee Gooch	(2) 1949-50	62	10	0	.861	
Taylor Sanford	(5) 1951-55	85	40	0	.680	
Charlie Teague	(1) 1956	13	5	1	.711	
Gene Hooks	(3) 1957-59	38	24	0	.613	
Jack Stallings	(9) 1960-68	152	109	2	.582	
Neil Johnston	(3) 1969-71	31	60	0	.341	
Beattie Feathers	(4) 1972-75	31	74	0	.295	
Marvin Crater	(12) 1976-87	269	203	3	.569	
George Greer	(16) 1988-2004	608	382	4	.614	
Rick Rembielak	(1) 2005-	28	30	0	.483	
TOTALS		96	1691	1178	22	.589

! ACC Championship
* NCAA Runnerup # NCAA Championship