



100 yard rushing and receiving games / 2005 Wake Forest Football



Tim Ryan (1980-83)	3 Games	Dick Daniels (1954-56)	1 Game
155 (10) at Virginia	10/24/81	124 (6) at Virginia Tech	11/10/56
112 (3) vs. Clemson (Tokyo)	11/27/82		
109 (5) vs. Maryland	10/15/83	Pete Manning (1957-59)	1 Game
		100 (3) vs. South Carolina	11/28/59
Duane Owens (1981-84)	3 Games	Bill Hull (1959-61)	1 Game
115 (9) vs. Appalachian St.	9/3/83	112 (6) vs. Maryland	10/22/60
102 (6) at Georgia Tech	11/12/83		
134 (8) at Duke	11/10/84	Ken Henry (1965-67)	1 Game
		103 (7) vs. North Carolina	10/23/65
John Henry Mills (88, 90-92)	3 Games	Rick White (1966-68)	1 Game
101 (6) at Maryland	10/13/90	102 (8) at Minnesota	10/5/68
230 (14) at Duke	11/3/90		
108 (12) at Northwestern	9/28/91	Ron Jurewicz (1967-69)	1 Game
		101 (6) at Minnesota	10/5/68
Thabiti Davis (1994-97)	3 Games	Gary Winrow (1969-70)	1 Game
120 (10) at Georgia Tech	11/4/95	109 (9) at Clemson	10/18/69
107 (6) vs. Navy	10/26/96		
132 (12) at NC State	11/23/96	Steve Young (1974-77)	1 Game
		113 (12) at Purdue	10/1/77
Bob Ondilla (1951-53)	2 Games	Tom Smith (1977)	1 Game
120 (5) at G. Washington	10/19/51	107 (9) vs. Duke	11/5/77
109 (7) at South Carolina	11/26/53		
Bob Allen (1958-60)	2 Games	Mike Mullen (1978-81)	1 Game
121 (5) vs. NC State	11/5/60	100 (7) at South Carolina	11/18/78
107 (6) at South Carolina	11/26/60		
David Richmond (1981-83)	2 Games	Tommy Gregg (1981-82, 84)	1 Game
108 (8) at Virginia Tech	10/2/82	161 (7) vs. Maryland	10/17/81
120 (6) vs. Clemson (Tokyo)	11/27/82		
James Brim (1983-86)	2 Games	Dexter Hawkins (79-80, 82-83)	1 Game
194 (15) at NC State	9/20/86	115 (5) vs. NC State	10/1/83
185 (11) at Duke	11/8/86		
Bobby Jones (1989-92)	2 Games	Michael Ramseur (1982-85)	1 Game
102 (6) vs. NC State	9/16/89	106 (11) vs. NC State	9/21/85
100 (2) at Navy	11/23/91		
Roger Pettus (1991-94)	2 Games	David Chambers (1983-86)	1 Game
107 (6) at North Carolina	10/9/93	154 (7) vs. Appalachian St.	9/6/86
110 (10) vs. Florida State	9/17/94		
Fabian Davis (1999-02)	2 Games	Greg Scales (1984-86)	1 Game
125 (9) vs. Georgia Tech	10/14/00	108 (4) vs. Virginia	10/4/86
194 (8) at Navy	11/18/00		
Nate Morton (2003--)	2 Games	Steve Brown (1987-90)	1 Game
142 (5) at East Carolina	9/11/04	100 (7) vs. NC State	9/16/89
114 (5) Virginia Tech	10/9/04		
Bill "Nub" Smith (1949-50)	1 Game	Chris McCoy (1998-00)	1 Game
104 (4) at North Carolina	10/15/49	107 (6) at NC State	11/7/98
Jack Lewis (1950-52)	1 Game		
103 (8) at Furman	11/22/52	Marvin Chalmers (1998-99)	1 Game
		121 (9) at Georgia Tech	11/21/98
		Chris Davis (2002--)	1 Game
		112 (7) Boston College	9/25/04
		<i>(parenthesis denotes receptions)</i>	

Games With Two 100-Yard Rushers (13)

- 9/26/64 at Virginia Tech (W, 38-21) -- Brian Piccolo, 154 yds./Wayne Welborn, 107 yds.
- 11/4/67 vs. South Carolina (W, 35-21) -- Jack Dolbin, 122 yds./Buz Leavitt, 103 yds.
- 11/17/67 vs. Maryland (W, 35-17) -- Jack Dolbin, 108 yds./Freddie Summers, 115 yds.
- 10/26/68 vs. North Carolina (W, 48-31) -- Lee Clymer, 111 yds./Freddie Summers, 121 yds.
- 11/7/70 at Duke (W, 28-14) -- Larry Hopkins, 103 yds./Ken Garrett, 141 yds.
- 10/2/71 at Maryland (W, 18-14) -- Larry Hopkins, 125 yds./Gary Johnson, 130 yds.
- 10/9/71 at NC State (L, 14-21) -- Larry Hopkins, 180 yds./Ken Garrett, 117 yds.
- 10/16/71 vs. Tulsa (W, 51-21) -- Larry Hopkins, 230 yds./Ken Garrett, 159 yds.
- 10/6/84 at Richmond (W, 29-16) -- Michael Ramseur, 116 yds./Topper Clemons, 182 yds.
- 9/27/86 at Army (W, 49-14) -- Darryl McGill, 114 yds./Chip Rives, 122 yds.
- 9/10/88 vs. Illinois State (W, 35-0) -- Tony Rogers, 108 yds./Mark Young, 118 yds.
- 11/19/88 vs. Appalachian St. (L, 10-15) -- Anthony Williams, 139 yds./Mark Young, 122 yds.
- 10/25/97 vs. Duke (W, 38-24) -- Morgan Kane, 146 yds./Herman Lewis, 160 yds.

Games With Two 100-Yard Receivers (9)

- 10/5/68 at Minnesota (L, 24-19) - Ron Jurewicz, 101 yds./Rick White, 102 yds.
- 11/27/82 vs. Clemson (Tokyo) (L, 21-17) - David Richmond, 120 yds./Tim Ryan, 112 yds.
- 9/16/89 vs. NC State (L, 27-17) - Steve Brown, 100 yds./Bobby Jones, 102 yds.
- 9/28/91 at Northwestern (L, 41-14) - Todd Dixon, 113 yds./John Henry Mills, 108 yds.
- 10/9/93 at North Carolina (L, 45-35) - Marlon Estes, 107 yds./Roger Pettus, 107 yds.
- 11/23/96 at NC State (L, 37-22) - Desmond Clark, 110 yds./Thabiti Davis, 132 yds.
- 9/25/97 vs. NC State (W, 19-18) - Desmond Clark, 134 yds./Jammie Deese, 104 yds.
- 11/7/98 at NC State (L, 38-27) - Jammie Deese, 167 yds./Chris McCoy, 107 yds.
- 11/21/98 at Ga. Tech (L, 63-35) - Jammie Deese, 141 yds./Marvin Chalmers, 121 yds.

Games With Three 100-Yard Receivers (1)

- 10/17/81 vs. Maryland (L, 45-33) - Phil Denfield, 113 yds./Kenny Duckett, 101 yds./Tommy Gregg, 161 yds.

Games With A 100-Yard Rusher/100-Yard Receiver (19)

- 10/22/49 vs. William & Mary (W, 55-28) - "Nub" Smith, 246 rush/Red O'Quinn, 116 rec.
- 11/10/56 at Virginia Tech (T, 13-13) - Bill Barnes, 103 rush/Dick Daniels, 124 rec.
- 10/23/65 vs. North Carolina (W, 12-10) - Andy Heck, 118 rush/Ken Henry, 103 rec.
- 10/18/69 at Clemson (L, 28-14) - Larry Russell, 216 rush/Gary Winrow, 109 rec.
- 11/18/78 at South Carolina (L, 37-14) - James McDougald, 103 rush/Mike Mullen, 100 rec.
- 9/15/79 at Georgia (W, 22-21) - James McDougald, 189 rush/Wayne Baumgardner, 100 rec.
- 10/6/79 at Virginia Tech (W, 19-14) - James McDougald, 125 rush/Wayne Baumgardner, 151 rec.
- 10/27/79 vs. Auburn (W, 42-38) - James McDougald, 147 rush/Wayne Baumgardner, 159 rec.
- 11/17/79 at South Carolina (L, 35-14) - James McDougald, 122 rush/Wayne Baumgardner, 122 rec.
- 10/1/83 vs. NC State (L, 38-15) - Michael Ramseur, 118 rush/Dexter Hawkins, 115 rec.
- 9/21/85 vs. NC State (L, 20-17) - Michael Ramseur, 112 rush/Michael Ramseur, 106 rec.
- 11/8/86 at Duke (L, 38-36) - Darryl McGill, 164 rush/James Brim, 185 rec.
- 10/7/89 at North Carolina (W, 17-16) - Anthony Williams, 132 rush/Ricky Proehl, 119 rec.
- 9/26/98 at Clemson (W, 29-19) - Morgan Kane, 113 rush/Desmond Clark, 110 rec.
- 10/2/99 vs. Rutgers (W, 17-10) - Morgan Kane, 120 rush/Jammie Deese, 106 rec.
- 10/14/00 at Georgia Tech (L, 52-20) - Tarence Williams, 110 rush/Fabian Davis, 125 rec.
- 11/3/01 at Virginia (W, 34-30) - Fred Staton, 151 rush/Jason Anderson, 150 rec.
- 9/4/04 at Clemson (L, 37-30, 2ot) - Chris Barclay, 179 rush/Jason Anderson, 139 rec.
- 9/11/04 at East Carolina (W, 31-17) - Cory Randolph, 107 rush/Nate Morton, 142 rec.

Game With Two 100-Yard Rushers/One 100-Yard Receiver (1)

- 9/10/88 vs. Illinois St. (W, 35-0) - Tony Rogers, 108 rush/Mark Young, 118 rush/Ricky Proehl, 109 rec.

Number in parentheses indicates receptions.

* - three consecutive 100-yard receiving games

^ - four consecutive 100-yard receiving games (school record)

2005 Wake Forest Football \ receiving records



Clark

Career Reception Leaders

	Years	Rec	Yds	Avg	TD
1. Desmond Clark	1995-98	216	2,834	13.1	20
2. Ricky Proehl	1986-89	188	2,949	15.7	25
3. Jammie Deese	1996-99	184	2,348	12.8	11
4. Thabiti Davis	1994-97	161	1,865	11.6	12
5. James Brim	1983-86	153	2,040	13.3	12
6. John Henry Mills	1989-92	142	1,652	11.6	6
7. Wayne Baumgardner	1978-81	135	2,303	17.1	12
8. Todd Dixon	1990-93	134	2,300	17.2	22
9. Red O'Quinn	1946-49	122	1,974	16.2	22
Steve Brown	1987-90	122	1,678	13.8	3
11. Jason Anderson	2001-04	115	2,066	18.0	15
12. Tim Ryan	1980-83	111	1,591	14.3	10
13. Michael Ramseur	1982-85	109	825	7.6	2
14. Kenny Duckett	1978-81	108	1,499	13.9	19
Steve Young	1974-77	108	1,173	10.8	6
16. John Leach	1990-93	105	974	9.3	1
17. Phil Denfeld	1980-82	100	963	9.6	4
Fabian Davis	1999-02	100	1,557	15.6	6
19. Duane Owens	1981-84	96	985	10.3	8
20. Marlon Estes	1992-95	95	1,143	11.9	10



Clark



Proehl



Deese



Davis



Brim

Career Receiving Yards

1. Ricky Proehl (1986-89)	2,949
2. Desmond Clark (1995-98)	2,834
3. Jammie Deese (1996-99)	2,348
4. Wayne Baumgardner (1978-81)	2,303
5. Todd Dixon (1990-93)	2,300
6. James Brim (1983-86)	2,040
7. Jason Anderson (2001-04)	2,066
8. Red O'Quinn (1946-49)	1,974
9. Thabiti Davis (1994-97)	1,865
10. Steve Brown (1987-90)	1,678

Career Avg. Per Reception (min. 75 rec)

1. Jason Anderson (2001-04)	18.0 (115/2,066)
2. Todd Dixon (1990-93)	17.2 (134/2,300)
3. Wayne Baumgardner (1978-81)	17.1 (135/2,303)
4. Red O'Quinn (1946-49)	16.2 (122/1,974)
5. Ricky Proehl (1986-89)	15.7 (188/2,949)
6. Fabian Davis (1999-02)	15.6 (100/1,557)
7. Tim Ryan (1980-83)	14.3 (111/1,591)
8. Kenny Duckett (1978-81)	13.9 (108/1,499)
Bobby Jones (1989-92)	13.9 (88/1,226)
10. Steve Brown (1987-90)	13.8 (122/1,678)

Season Receiving Yards

1. Ricky Proehl (1989)	1,053
2. Wayne Baumgardner (1979)	1,000
3. Desmond Clark (1997)	950
4. James Brim (1986)	930
5. Desmond Clark (1998)	866
6. Ricky Proehl (1988)	845
7. Marlon Estes (1995)	833
8. Jammie Deese (1998)	826
9. Thabiti Davis (1996)	792
10. Ricky Proehl (1987)	788

Career Receiving Touchdowns

1. Ricky Proehl (1986-89)	25
2. Red O'Quinn (1946-49)	22
Todd Dixon (1990-93)	22
4. Desmond Clark (1995-98)	20
5. Kenny Duckett (1978-81)	19
6. Jason Anderson (2001-04)	15
7. Greg Scales (1984-87)	13
8. Wayne Baumgardner (1978-81)	12
James Brim (1983-86)	12
Thabiti Davis (1994-97)	12
11. Jack Lewis (1950-52)	11
Jammie Deese (1996-99)	11

Season Receptions

1. Desmond Clark (1997)	72
2. Marlon Estes (1995)	68
Jammie Deese (1998)	68
4. James Brim (1986)	66
5. Ricky Proehl (1989)	65
6. Desmond Clark (1996)	61
7. Thabiti Davis (1996)	60
8. Desmond Clark (1998)	59
9. Wayne Baumgardner (1979)	55
10. Michael Ramseur (1985)	54
Ricky Proehl (1987)	54

Season Receiving Touchdowns

1. Kenny Duckett (1980)	12
2. Ricky Proehl (1989)	11
3. Marlon Estes (1995)	9
4. John Zeglinski (1975)	8
Wayne Baumgardner (1979)	8
Ricky Proehl (1988)	8
Desmond Clark (1998)	8
8. Red O'Quinn (1948)	7
Todd Dixon (1991)	7
Todd Dixon (1992)	7

Season Avg Per Reception (min. 25 rec)

1. Todd Dixon (1991)	19.9 (35/695)
2. Wayne Baumgardner (1980)	18.6 (41/764)
3. Bobby Allen (1959)	18.5 (25/462)
4. Wayne Baumgardner (1979)	18.2 (55/1,000)
5. Fabian Davis (2000)	18.1 (33/596)
6. Jason Anderson (2003)	17.1 (44/751)
7. David Richmond (1983)	17.0 (27/460)
Roger Pettus (1993)	17.0 (30/510)
9. Jason Anderson (2001)	16.9 (28/472)
Todd Dixon (1993)	16.9 (33/558)



Proehl

RECEIVING LEADERS

Most Receiving Yards

Career: 2,949, Ricky Proehl (1986-89)
 Season: 1,053, Ricky Proehl (1989)
 Game: 271, Wayne Baumgardner at South Carolina (11/15/80)

Most Receptions

Career: 216, Desmond Clark (1995-98)
 Season: 72, Desmond Clark (1997)
 Game: 15, twice: James Brim at NC State (9/20/86);
 Marlon Estes vs. NC State (11/18/95)

Most Receiving Touchdowns

Career: 25, Ricky Proehl (1986-89)
 Season: 12, Kenny Duckett (1980)
 Game: 3, six times:
 Herb Cline at George Washington (11/20/41);
 Red O'Quinn vs. William & Mary (10/22/49);
 John Zeglinski at South Carolina (11/15/75);
 Kenny Duckett vs. Maryland (10/17/81);
 Todd Dixon at Duke (11/7/92);
 Marlon Estes vs. NC State (11/18/95)

Best Average Per Reception

Career: 17.96 (115 for 2,066),
 (min. 75 rec.) Jason Anderson (2001-04)
 Season: 19.9 (35 for 695), Todd Dixon (1991)
 (min. 25 rec.)

Most 100-Yard Games

Career: 12, Ricky Proehl (1986-89)
 Season: 6, Wayne Baumgardner (1979)

Most Consecutive 100-Yard Games

3 by Ricky Proehl (1989)
 3 by Jammie Deese (1998)



Deese

Single Game Receptions

1. James Brim at NC State (9/20/86)15
- Marlon Estes vs. NC State (11/18/95)15
3. John Henry Mills at Duke (11/3/90)14
4. Marlon Estes at Duke (10/28/95)13
- Desmond Clark vs. Duke (11/16/96)13
6. Steve Young at Purdue (10/1/77)12
- Wayne Baumgardner at S. Carolina (11/15/80) .12
- Phil Denfield vs. Maryland (10/17/81)12
- Phil Denfield at Clemson (10/31/81)12
- John Henry Mills at Northwestern (9/28/91) . . .12
- Thabiti Davis at NC State (11/23/96)12
- Jammie Deese at NC State (11/7/98)12

Single Game Receiving Yards

1. Wayne Baumgardner at S. Carolina (11/15/80) .271
2. John Henry Mills at Duke (11/3/90)230
3. James Brim at NC State (9/20/86)194
- Fabian Davis at Navy (11/18/00)194
5. James Brim at Duke (11/8/86)185
- Ricky Proehl vs. Duke (11/4/89)185
7. Maron Estes vs. NC State (11/18/95)178
8. Todd Dixon vs. Georgia Tech (11/17/90)176
9. Jammie Deese at NC State (11/7/98)167
10. Tommy Gregg vs. Maryland (10/17/81)161

Annual Leaders (Receptions)

Year	Player	Rec	Yds	TD
1948	Red O'Quinn	39	605	7
1949	Red O'Quinn	34	490	6
1950	Jack Lewis	15	195	1
1951	Jack Lewis	32	488	5
1952	Jack Lewis	30	438	5
1953	Bob Ondilla	21	294	3
1954	Ed Stowers	22	277	3
1955	Bill Barnes	31	349	0
1956	Jack Ladner	12	125	1
1957	Aubrey Currie	9	97	0
1958	Pete Manning	25	307	1
1959	Bobby Allen	25	462	4
1960	Bobby Allen	23	391	5
1961	Donnie Frederick	11	237	2
1962	Henry Newton	19	265	2
1963	Wayne Welborn	17	102	0
1964	Richard Cameron	29	410	1
1965	Ken Henry	30	367	2
1966	Ken Henry	20	279	2
1967	Rick Decker	29	352	1
1968	Ron Jurewicz	28	451	2
	Rick White	28	451	1
1969	Gary Winrow	27	277	0
1970	Gary Winrow	20	253	1
1971	Dave Doda	6	31	0
1972	Gary Johnson	9	135	0
1973	Walter Sims	12	143	1
1974	Tom Fehring	17	234	1
1975	Bill Millner	28	327	3
1976	Steve Young	36	414	3
1977	Steve Young	51	483	3
1978	Mike Mullen	22	307	0
1979	Wayne Baumgardner	55	1,000	8
1980	Kenny Duckett	50	656	12
1981	Phil Denfeld	51	461	1
1982	Phil Denfeld	42	424	3
1983	Duane Owens	46	447	5
1984	Duane Owens	30	420	3
1985	Michael Ramseur	54	450	1
1986	James Brim	66	930	5
1987	Ricky Proehl	54	788	6
1988	Ricky Proehl	51	845	8
1989	Ricky Proehl	65	1,053	11
1990	John Henry Mills	46	623	3
1991	John Henry Mills	51	559	1
1992	Todd Dixon	51	750	7
1993	John Leach	41	340	1
1994	Roger Pettus	30	312	0
1995	Marlon Estes	68	833	9
1996	Desmond Clark	61	782	6
1997	Desmond Clark	72	950	5
1998	Jammie Deese	68	826	3
1999	Jammie Deese	32	444	3
2000	Ira Williams	45	495	2
2001	Jason Anderson	28	472	2
2002	Jax Landfried	38	533	1
2003	Jason Anderson	44	751	6
2004	Nate Morton	26	391	1

2005 Wake Forest Football \ scoring records



Career Scoring Leaders

	TD	FG	2-PT	PAT	PTS
1. Wilson Hoyle (1986-89)	0	37	0	119	230
2. Matthew Burdick (1996-99)	0	46	0	79	217
3. Michael Ramseur (1982-85)	32	0	1	0	194
4. James McDougald (1976-79)	32	0	0	0	192
5. Chris Barclay (2002-)	30	0	0	0	180
Larry Russell (1969-71)	29	0	3	0	180
7. Ricky Proehl (1986-89)	29	0	0	0	174
8. Mike Green (1990-93)	0	33	0	55	154
9. Phil Denfeld (1979-82)	4	22	0	61	151
10. Matt Wisnosky (2002-04)	0	25	0	75	150
11. Todd Dixon (1990-93)	24	0	1	0	146
12. Brian Piccolo (1962-64)	20	1	11	0	140
13. Tarence Williams (1999-02)	22	0	1	0	134
14. Red O'Quinn (1946-49)	22	0	0	0	132
15. Morgan Kane (1996-99)	21	0	0	0	126
16. John Leach (1990-93)	20	0	0	0	120
Desmond Clark (1995-98)	20	0	0	0	120
18. Topper Clemons (1982-85)	19	0	1	0	116
19. Kenny Duckett (1978-81)	19	0	0	0	114
Anthony Williams (1988-91)	19	0	0	0	114




Hoyle



Burdick



Ramseur



McDougald



Barclay

Annual Leaders

Year	Player	TD	FG	PAT	2XP	Pts
1948	Bill Gregus	9	0	0	0	54
1949	Red O'Quinn	6	0	0	0	36
	Bill Smith	6	0	0	0	36
1950	Guido Scarton	7	0	0	0	42
1951	Jack Lewis	5	0	0	0	30
1952	Sonny George	4	2	18	0	48
1953	Sonny George	4	0	8	0	32
1954	Nick Maravic	4	0	0	0	24
1955	Johnny Parham	8	0	3	0	51
1956	Bill Barnes	7	0	2	0	44
1957	Neil MacLean	3	1	7	0	28
1958	Neil MacLean	4	1	11	0	38
1959	Neil MacLean	4	2	13	0	43
1960	Bobby Allen	5	0	0	0	30
1961	Donnie Frederick	5	0	0	1	32
1962	Henry Newton	2	0	0	0	12
	Larry Thomason	2	0	0	0	12
1963	Brian Piccolo	3	1	2	0	23
1964	Brian Piccolo	17	0	9	0	111
1965	Eddie McKinney	0	4	6	0	18
1966	Chick George	0	5	7	0	22
1967	Freddie Summers	10	0	0	0	60
1968	Freddie Summers	7	0	0	0	42
1969	Tracy Lounsbury	0	6	11	0	29
1970	Larry Russell	10	0	0	1	62
1971	Larry Russell	15	0	0	2	94
1972	Clayton Heath	4	0	0	0	24
1973	Chuck Ramsey	0	6	5	0	23
1974	Clark Gaines	3	0	0	1	20
1975	John Zeglinski	10	0	0	0	60
1976	James McDougald	10	0	0	0	60
1977	James McDougald	5	0	0	0	30
1978	James McDougald	4	0	0	0	24
1979	James McDougald	13	0	0	0	78

1980	Kenny Duckett	12	0	0	0	72
1981	Phil Denfeld	1	7	22	0	49
1982	Phil Denfeld	3	5	20	0	53
1983	Michael Ramseur	8	0	0	0	48
1984	Michael Ramseur	11	0	0	0	66
1985	Topper Clemons	7	0	0	1	44
1986	Chip Rives	12	0	0	0	72
1987	Wilson Hoyle	0	16	21	0	69
1988	Ricky Proehl	11	0	0	0	66
1989	Ricky Proehl	11	0	0	0	66
1990	Dave Behrmann	0	10	29	0	59
1991	Mike Green	0	14	19	0	61
1992	Mike Green	0	10	22	0	52
1993	Mike Green	0	9	14	0	41
1994	Bill Hollows	0	9	8	0	35
1995	Marlon Estes	9	0	0	3	60
1996	Desmond Clark	6	0	0	0	36
1997	Matthew Burdick	0	15	24	0	69
1998	Matthew Burdick	0	13	24	0	63
1999	Matthew Burdick	0	16	27	0	75
2000	Tarence Williams	7	0	0	0	42
2001	Tyler Ashe	0	11	33	0	66
2002	Matt Wisnosky	0	17	33	0	84
2003	Chris Barclay	12	0	0	0	72
2004	Chris Barclay	9	0	0	0	54

Career Touchdowns Scored

1. James McDougald (1976-79)	32
Michael Ramseur (1982-85)	32
3. Chris Barclay (2002-)	30
4. Larry Russell (1969-71)	29
Ricky Proehl (1986-89)	29
6. Todd Dixon (1990-93)	24
7. Red O'Quinn (1964-49)	22
Tarence Williams (1999-02)	22
9. Brian Piccolo (1962-64)	21
Morgan Kane (1996-99)	21

Season Points Scored

1. Brian Piccolo (1964)	111
2. Larry Russell (1971)	94
3. Matt Wisnosky (2002)	84
4. James McDougald (1979)	78
5. Matthew Burdick (1999)	75
6. Kenny Duckett (1980)	72
Chip Rives (1986)	72
Morgan Kane (1999)	72
Ovie Mughelli (2002)	72
Chris Barclay (2003)	72

Season Touchdowns Scored

1. Brian Piccolo (1964)	17
2. Larry Russell (1971)	15
3. James McDougald (1979)	13
4. Kenny Duckett (1980)	12
Chip Rives (1986)	12
Morgan Kane (1999)	12
Ovie Mughelli (2002)	12
Chris Barclay (2003)	12

Single Game Touchdowns Scored

1. John Polanski at Davidson (11/30/39)	4
Red Cochran vs. South Carolina (11/26/42)	4
Fred Grant at NC State (10/16/43)	4
Larry Russell vs. Davidson (9/11/71)	4
Larry Russell vs. William & Mary (11/6/71)	4
James McDougald vs. Auburn (10/27/79)	4
Michael Ramseur at Maryland (10/16/82)	4
Michael Ramseur at Richmond (9/24/83)	4
Ovie Mughelli at Northern Illinois (8/29/03)	4



total offense records / **2005 Wake Forest Football**



Kuklick

Career Total Offense Leaders

		Total Yds	Rush	Pass
1.	Brian Kuklick (1994-98)	7,838	-179	8,017
2.	Mike Elkins (1985-88)	7,170	-134	7,304
3.	Gary Schofield (1981-83)	6,784	-421	7,205
4.	Rusty LaRue (1992-95)	5,008	-8	5,016
5.	James MacPherson (1999-02)	4,947	231	4,716
6.	Jay Venuto (1979-80)	4,927	-129	5,056
7.	Keith West (1989-92)	4,600	-148	4,748
8.	Phil Barnhill (1987-90)	4,409	478	3,931
9.	Norman Snead (1958-60)	3,986	-54	4,040
10.	Cory Randolph (2002--)	3,796	698	3,776



Kuklick



Elkins



Schofield



LaRue



MacPherson

Season Total Offense

- Phil Barnhill (1989) . . .2,820 (366 rush, 2,454 pass)
- Rusty LaRue (1995) . . .2,801 (26 rush, 2,775 pass)
- Brian Kuklick (1998) .2,574 (-109 rush, 2,683 pass)
- Jay Venuto (1979)2,497 (65 rush, 2,432 pass)
- Brian Kuklick (1996) . .2,454 (-72 rush, 2,526 pass)
- Mike Elkins (1986)2,443 (-98 rush, 2,541 pass)
- Jay Venuto (1980) . . .2,430 (-194 rush, 2,624 pass)
- Gary Schofield (1981) 2,428 (-144 rush, 2,572 pass)
- Mike Elkins (1988)2,274 (69 rush, 2,205 pass)
- Gary Schofield (1982) 2,203 (-177 rush, 2,380 pass)

Annual Leaders

Year	Player	Plays	Rush	Pass	Total	TD
1949	Carroll Blackerby	156	-129	837	708	5
1950	Bill Miller	178	721	0	721	5
1951	Ed Kissell	166	85	593	678	5
1952	Sonny George	214	-176	868	692	10
1953	Joe White	119	11	486	497	5
1954	Nick Consoles	131	-103	743	640	6
1955	Nick Consoles	151	-141	787	646	8
1956	Bill Barnes	168	1,010	0	1,010	7
1957	Neil MacLean	108	542	0	542	3
1958	Norman Snead	184	-12	1,003	991	8
1959	Norman Snead	218	4	1,361	1,365	13
1960	Norman Snead	312	-46	1,676	1,630	10
1961	Chuck Reiley	150	103	516	619	4
1962	John Mackovic	150	-10	594	584	3
1963	Karl Sweetan	271	-24	674	650	2
1964	John Mackovic	267	174	1,340	1,514	6
1965	Jon Wilson	164	130	513	643	5
1966	Ken Erickson	217	96	787	883	5
1967	Freddie Summers	338	510	909	1,419	12
1968	Freddie Summers	409	439	1,664	2,103	16
1969	Larry Russell	340	471	794	1,265	5
1970	Larry Russell	305	649	671	1,320	14
1971	Larry Hopkins	249	1,228	0	1,228	5
1972	Frank Harsh	157	663	0	663	0
1973	Andy Carlton	199	44	605	649	2
1974	Mike McGlamry	201	-14	585	571	2
1975	Jerry McManus	198	140	950	1,090	13
1976	Mike McGlamry	231	-42	1,066	1,024	4
1977	Mike McGlamry	291	-33	1,532	1,499	6
1978	David Webber	250	-70	1,070	1,000	2
1979	Jay Venuto	452	65	2,432	2,497	17
1980	Jay Venuto	480	-194	2,624	2,430	22
1981	Gary Schofield	461	-144	2,572	2,428	19
1982	Gary Schofield	413	-177	2,380	2,203	11

Year	Player	Plays	Rush	Pass	Total	TD
1983	Gary Schofield	372	-100	2,253	2,153	17
1984	Foy White	295	6	1,544	1,538	12
1985	Foy White	220	-54	1,322	1,268	14
1986	Mike Elkins	400	-98	2,541	2,443	17
1987	Mike Elkins	371	-89	1,915	1,826	9
1988	Mike Elkins	327	69	2,205	2,274	15
1989	Phil Barnhill	469	366	2,454	2,820	20
1990	Phil Barnhill	351	121	1,443	1,564	8
1991	Keith West	347	-66	1,969	1,903	9
1992	Keith West	329	-96	2,039	1,943	13
1993	Jim Kemp	270	76	1,488	1,564	8
1994	Rusty LaRue	285	30	1,303	1,333	6
1995	Rusty LaRue	505	26	2,775	2,801	17
1996	Brian Kuklick	476	-72	2,526	2,454	12
1997	Brian Kuklick	363	-48	2,180	2,132	17
1998	Brian Kuklick	474	-109	2,683	2,574	17
1999	Ben Sankey	374	405	1,496	1,901	14
2000	J. MacPherson	231	-57	1,324	1,267	3
2001	J. MacPherson	272	111	1,555	1,666	6
2002	J. MacPherson	291	177	1,837	2,014	9
2003	Cory Randolph	340	404	1,773	2,177	13
2004	Cory Randolph	239	287	972	1,259	4

Single Game Total Offense

- Rusty LaRue vs. NC State (11/18/95)
.....554 (9 rush, 545 pass)
- Rusty LaRue vs. Georgia Tech (11/4/95)
.....514 (13 rush, 501 pass)
- Rusty LaRue at Duke (10/28/95)
.....464 (-14 rush, 478 pass)
- Cory Randolph at East Carolina (9/11/04)
.....451 (107 rush, 344 pass)
- Gary Schofield vs. Maryland (10/17/81)
.....443 (-61 rush, 504 pass)
- Mike Elkins at NC State (9/20/86)
.....429 (0 rush, 429 pass)
- Jay Venuto at South Carolina (11/15/80)
.....402 (-45 rush, 447 pass)
- Brian Kuklick at NC State (11/7/98)
.....377 (-44 rush, 421 pass)
- Gary Schofield vs. Maryland (10/15/83)
.....367 (2 rush, 365 pass)
- Cory Randolph at North Carolina (11/8/03)
.....357 (46 rush, 311 pass)




Elkins

2005 Wake Forest Football \ all-purpose records



Career All-Purpose Yards Leaders

	<u>Yards</u>
1. James McDougald (1976-79)	4,272
2. Michael Ramseur (1982-85)	4,218
3. John Leach (1990-93)	4,181
4. Anthony Williams (1988-91)	4,039
5. Ricky Proehl (1986-89)	3,736
6. Fabian Davis (1999-02)	3,711
7. John Zeglinski (1974-77)	3,396
8. Morgan Kane (1996-99)	3,298
9. Bill Barnes (1954-56)	3,159
Jammie Deese (1996-99)	3,159
11. Chris Barclay (2002--)	3,135



Annual Leaders

Year	Player	Rush	Rec	KOR	PR	Total
1951	Guido Scarton*	507	290	34	0	836
1952	Larry Spencer	314	19	464	35	832
1953	John Parham*	304	45	137	70	593
1954	John Parham*	238	100	223	91	662
1955	Bill Barnes*	401	349	225	82	1,156
1956	Bill Barnes*	1,010	41	315	114	1,491
1957	Pete Barham	354	93	281	29	757
1958	Neil MacLean	624	3	25	0	652
1959	Bobby Robinson*	287	57	172	31	646
1960	Bobby Robinson	232	113	300	3	648
1961	Alan White	586	48	151	56	857
1962	Donnie Frederick	212	120	660	177	1,169
1963	Brian Piccolo	367	126	74	0	567
1964	Brian Piccolo	1,044	122	0	0	1,166
1965	Joe Carazo*	216	308	66	38	637
1966	Andy Heck	608	46	111	0	765
1967	Jack Dolbin	490	45	342	53	930
1968	Lee Clymer	389	100	473	8	970
1969	Buz Leavitt	461	90	0	0	551
1970	Larry Hopkins	984	0	0	0	984
1971	Larry Hopkins	1,228	-4	0	0	1,224
1972	Frank Harsh	663	15	0	0	678
1973	Clayton Heath	616	44	0	0	660
1974	Tom Lockridge	0	0	594	105	699
1975	John Zeglinski	591	354	542	243	1,730
1976	James McDougald	1,018	33	0	0	1,051
1977	James McDougald	987	123	0	0	1,110
1978	James McDougald	629	129	0	0	758
1979	James McDougald	1,177	176	0	0	1,353
1980	Kenny Duckett	19	656	182	113	970
1981	Wayne McMillan	407	33	248	0	688
1982	Michael Ramseur	966	82	41	0	1,089
1983	Michael Ramseur	629	58	32	-5	714
1984	Michael Ramseur	961	235	0	0	1,196

Year	Player	Rush	Rec	KOR	PR	Total
1985	Michael Ramseur	769	450	0	0	1,219
1986	Darryl McGill	859	138	208	0	1,205
1987	Ricky Proehl	35	788	230	41	1,094
1988	Mark Young	711	245	488	0	1,444
1989	Ricky Proehl	135	1,053	0	116	1,304
1990	Anthony Williams	866	0	740	0	1,606
1991	John Leach	523	271	269	0	1,063
1992	John Leach	575	262	385	0	1,222
1993	John Leach	1,089	340	253	9	1,691
1994	Sherron Gudger	261	40	185	0	486
1995	Marlon Estes	1	833	468	54	1,356
1996	Thabiti Davis	0	792	0	0	792
1997	Desmond Clark	0	950	0	0	950
1998	Jammie Deese	10	826	174	0	1,010
1999	Morgan Kane	1,161	95	17	0	1,273
2000	John Stone	74	146	789	0	1,009
2001	John Stone	315	294	588	0	1,197
2002	Fabian Davis	446	575	363	363	1,747
2003	Chris Barclay	1,192	53	149	0	1,394
2004	Chris Barclay	1,010	118	0	0	1,128

* - Also includes interception return yardage

Season All-Purpose Yardage

1.	Fabian Davis (2002)	1,747
2.	John Zeglinski (1975)	1,730
3.	John Leach (1993)	1,691
4.	Anthony Williams (1990)	1,606
5.	Bill Barnes (1956)	1,491
6.	Mark Young (1988)	1,444
7.	Chris Barclay (2003)	1,394
8.	Marlon Estes (1995)	1,356
9.	James McDougald (1979)	1,353
10.	Ricky Proehl (1989)	1,304

Season All-Purpose Yardage (Per Game)
 Season:157.3 (1,730 in 11 games),
 John Zeglinski (1975)


Single Game All-Purpose Yardage

1.	John Leach vs. Maryland (11/20/93)411
2.	Chris Barclay vs. Maryland (11/29/03)316
3.	Todd Dixon vs. Vanderbilt (9/4/93)292
4.	Nub Smith vs. William & Mary (10/22/49)272
5.	Wayne Baumgardner at S. Carolina (11/15/80)271
6.	James McDougald vs. Clemson (10/9/76)249
7.	Anthony Williams at Maryland (10/13/90)237
8.	John Stone at Florida State (9/29/01)233
9.	Larry Hopkins vs. Clemson (10/17/70)230
	Larry Hopkins vs. Tulsa (10/16/71)230
	John Henry Mills at Duke (11/3/90)230





punting and punt return records / **2005 Wake Forest Football**



Plackemeier

Career Punting Average Leaders

	<u>Yards</u>
1. Ryan Plackemeier (2002-)	.44.7
2. Chuck Ramsey (1971-73)	.44.0
3. Harry Newsome (1981-84)	.43.6
4. Tripp Moore (1996-98)	.40.5
5. Martin Bailey (1985-88)	.40.0
6. Wayne Wolff (1958-60)	.39.8



Plackemeier



Coghill



Ramsey



Barnes



Dixon

Season Punting Average Leaders

	<u>Yards</u>
1. Ryan Plackemeier (2003)	.45.6
2. Harry Newsome (1983)	.45.5
3. Chuck Ramsey (1973)	.44.8
4. Harry Newsome (1984)	.44.1
5. Ryan Plackemeier (2004)	.43.9
6. Martin Bailey (1988)	.43.7
7. Chuck Ramsey (1971)	.43.5

PUNTING LEADERS

Most Punts

Career: 217, Martin Bailey (1985-88)
 Season: 87, Chuck Ramsey (1973)
 Game: 13, twice:
 Red Cochran at North Carolina (11/16/46);
 Chuck Ramsey vs. Maryland (10/20/73)

Most Yards Punting

Career: 9,278, Harry Newsome (1981-84)
 Season: 3,896, Chuck Ramsey (1973)
 Game: 601, Chuck Ramsey vs. Maryland (10/20/73)¹

Best Punting Average

Career: 44.7 (3,983 yards, 89 punts),
 Ryan Plackemeier (2002-)¹
 Season: 45.6 (2,600 yards on 57 punts),
 Ryan Plackemeier (2003)
 Game: 51.3 (359 yards on 7 punts),
 (min. 5) Harry Newsome at Virginia Tech (9/10/83)
 Game: 48.3 (483 yards on 10 punts),
 (min. 10) Ryan Plackemeier at Florida State (10/25/03)

Longest Punt

75 yards - Wayne Wolff vs. NC State (11/5/60)

Longest "Legendary" Punt

110 yards - Harry Rabenhorst at NC State (11/25/19)
 (89 in air, 21 roll)

¹ - ACC Record



Coghill

PUNT RETURN LEADERS

Most Punts Returned

Career: 85, George Coghill (1989-92)
 Season: 40, George Coghill (1992)
 Game: 7, John Zeglinski vs. Virginia (10/23/76);
 7, George Coghill at Georgia Tech (11/14/92)

Most Punt Return Yards

Career: 1,002, George Coghill (1989-92)
 Season: 405, George Coghill (1992)

Best Punt Return Average

Career: 11.8 (1,002 yards, 85 returns),
 (min. 25) George Coghill (1989-92)
 Season: 14.5 (275 yards on 19 returns),
 George Coghill (1990)

More Punt Return Records on Page 147

Longest Punt Returns

<u>Yds</u>	<u>Player</u>	<u>Opponent</u>	<u>Date</u>
94*	Nick Sacrinty	at VMI	10/23/43
86*	George Coghill	at Navy	11/23/91
82*	Fabian Davis	at Northern Illinois	8/29/02
77*	Bill Barnes	at William & Mary	9/22/56
74*	Todd Dixon	Duke	10/23/93
72*	George Coghill	Army	9/29/90
62*	Fabian Davis	at Virginia	11/3/01
56	Junior Moore	NC State	10/14/72
50*	Dickie Davis	at Clemson	10/29/49
50*	Willie Idlette	NC State	9/6/03
45*	John Zeglinski	at North Carolina	11/1/75
45	Fabian Davis	Duke	11/4/00
43	A.J. Greene	Appalachian St.	9/26/87

* - for touchdown



F. Davis

2005 Wake Forest Football \ placekicking records



Longest Field Goals

	Player	Opponent	Date	Yds
1.	Matthew Burdick	Appalachian State	10/3/98	53
	Wade Tollison	Appalachian State	9/8/90	53
3.	Wade Tollison	Appalachian State	9/12/92	51
	Wilson Hoyle	at NC State	9/17/89	51
	Steve Schonert	at South Carolina	11/18/79	51
6.	Tyler Ashe	Appalachian State	8/31/00	50
	Bill Hollows	at Clemson	9/28/96	50
8.	Wilson Hoyle	at Clemson	10/31/87	49
	Wilson Hoyle	Boston University	9/13/86	49
	Chuck Ramsey	Miami	9/25/71	49
11.	Blaine Rackley	at Washington & Lee	10/11/24	48
	Matthew Burdick	Navy	9/10/98	48
13.	Doug Illing	at Maryland	9/29/84	47
	Mike Green	at Georgia Tech	11/14/92	47
	Mike Green	Vanderbilt	9/4/93	47
	Bill Hollows	Appalachian State	9/10/94	47
	Matthew Burdick	at North Carolina	11/6/99	47
18.	Matthew Burdick	Northwestern	9/6/97	46
	Matthew Burdick	at Maryland	10/17/98	46
	Tyler Ashe	UAB	10/23/99	46



Burdick



Tollison



Hoyle



Ashe



Hollows

Most Field Goals

Career: 46, Matthew Burdick (1996-99)
 Season: 17, Matt Wisnosky (2002)
 Game: 5, twice:
 Wilson Hoyle at North Carolina (10/10/87);
 Mike Green vs. Maryland (10/19/91)

Most Field Goal Attempts

Career: 67, Matthew Burdick (1996-99)
 Season: 25, Matt Wisnosky (2002)
 Game: 6, twice:
 Chuck Ramsey vs. Florida State (9/15/73);
 Mike Green vs. Maryland (10/19/91)

Best Field Goal Percentage

Career: .698 (37-53), Wilson Hoyle (1986-89)
 Season: .909 (10-11), Dave Behrmann (1990)
 (min. 10)
 Season: .800 (16-20), Wilson Hoyle (1987)
 (min. 15)

Most Consecutive Field Goals

10 by Wilson Hoyle (1987)

Most PATs

Career: 119, Wilson Hoyle (1986-89)
 Season: 41, Wilson Hoyle (1986)
 Game: 8, twice:
 Joe Bunch at Virginia (10/25/75);
 Dave Behrmann at Vanderbilt (11/24/90)

Most Consecutive PATs

60 by Wilson Hoyle (1987-89)

Career Field Goals Made

1.	Matthew Burdick (1996-99)	.46
2.	Wilson Hoyle (1986-89)	.37
3.	Mike Green (1990-93)	.33
4.	Bill Hollows (1993-95)	.23
5.	Phil Denfield (1979-82)	.22

Career Field Goals Attempted

1.	Matthew Burdick (1996-99)	.67
2.	Wilson Hoyle (1986-89)	.53
3.	Mike Green (1990-93)	.49
4.	Bill Hollows (1993-95)	.44
5.	Phil Denfield (1979-82)	.42

Career Field Goal Pct. (min. 20 made)

1.	Wilson Hoyle (1986-89)	.698 (37-53)
2.	Matthew Burdick (1996-99)	.687 (46-67)
3.	Mike Green (1990-93)	.673 (33-49)
4.	Matt Wisnosky (2002-04)	.658 (25-38)
5.	Phil Denfield (1979-82)	.524 (22-42)
6.	Bill Hollows (1993-95)	.523 (23-44)

Career PATs Made

1.	Wilson Hoyle (1986-89)	.119
2.	Matthew Burdick (1996-99)	.079
3.	Matt Wisnosky (2002-04)	.075
4.	Phil Denfield (1979-82)	.061
5.	Tyler Ashe (1998-01)	.055

Career PATs Attempted

1.	Wilson Hoyle (1986-89)	.121
2.	Matthew Burdick (1996-99)	.082
3.	Matt Wisnosky (2002-04)	.080
4.	Mike Green (1990-93)	.065
5.	Phil Denfield (1979-82)	.064

Career PAT Pct. (min. 40 made)

1.	Wilson Hoyle (1986-89)	.983 (119-121)
2.	Tyler Ashe (1998-01)	.965 (55-57)
3.	Matthew Burdick (1996-99)	.963 (79-82)
4.	Phil Denfield (1979-82)	.953 (61-64)
5.	Matt Wisnosky (2002-04)	.938 (75-80)
6.	Tracy Lounsbury (1969-71)	.851 (40-47)

Season Field Goals Made

1.	Matt Wisnosky (2002)	.17
2.	Wilson Hoyle (1987)	.16
	Matthew Burdick (1999)	.16
4.	Mike Green (1991)	.14
5.	Matthew Burdick (1998)	.13

Season Field Goals Attempted

1.	Matt Wisnosky (2002)	.25
2.	Matthew Burdick (1997)	.23
	Matthew Burdick (1999)	.23
4.	Wilson Hoyle (1987)	.20
5.	Mike Green (1991)	.19

Season PATs Made

1.	Wilson Hoyle (1986)	.41
2.	Wilson Hoyle (1988)	.34
3.	Tyler Ashe (2001)	.33
	Matt Wisnosky (2002)	.33
5.	Dave Behrmann (1990)	.29

Season PATs Attempted

1.	Wilson Hoyle (1986)	.42
2.	Matt Wisnosky (2002)	.36
3.	Wilson Hoyle (1988)	.34
	Tyler Ashe (2001)	.34