



2004 acc individual leaders / 2005 Wake Forest Football

PUNT RETURNS			
	G	Ret	Yds
1. Miami	12	42	697
2. Clemson	11	32	385
3. Florida State	12	53	597
4. Virginia	12	29	326
5. NC State	11	37	397
6. Virginia Tech	13	47	439
7. North Carolina	12	27	206
8. Georgia Tech	12	50	350
9. Maryland	11	35	209
10. Duke	11	14	77
11. Wake Forest	11	29	119

PUNTING			
	G	No.	Yards
1. Maryland	11	63	2755
2. Miami	12	67	2673
3. Florida State	12	70	2914
4. North Carolina	12	54	2142
5. Wake Forest	11	67	2855
6. Georgia Tech	12	73	2813
7. NC State	11	60	2514
8. Clemson	11	69	2716
9. Duke	11	67	2580
10. Virginia Tech	13	60	2339
11. Virginia	12	52	1860

FIRST DOWNS			
	G	Rush	Pass
1. Virginia	12	151	97
2. Virginia Tech	13	127	108
3. Florida State	12	109	99
4. Georgia Tech	12	110	99
5. North Carolina	12	96	118
6. Miami	12	82	125
7. NC State	11	88	106
8. Wake Forest	11	135	58
9. Maryland	11	87	84
Clemson	11	69	91
11. Duke	11	56	87

3RD-DN CONVERSIONS			
	G	Conv	Att
1. Virginia	12	77	163
2. Wake Forest	11	70	169
3. North Carolina	12	64	157
4. Virginia Tech	13	65	171
5. Maryland	11	66	174
6. Miami	12	59	169
7. Georgia Tech	12	56	169
8. NC State	11	53	163
9. Clemson	11	52	164
10. Duke	11	47	158
11. Florida State	12	42	177

SACKS BY		
	G	Sacks
1. Clemson	11	40
2. Florida State	12	38
Georgia Tech	12	38
Miami	12	38
5. Virginia	12	35
6. Virginia Tech	13	34
7. NC State	11	33
8. Maryland	11	28
9. Wake Forest	11	21
10. North Carolina	12	20
11. Duke	11	11

PENALTIES			
	G	No	Yds
1. Duke	11	57	411
2. North Carolina	12	65	513
3. Clemson	11	58	497
4. Maryland	11	68	548
5. Virginia	12	67	600
6. Georgia Tech	12	75	640
7. Wake Forest	11	67	646
8. Miami	12	95	736
9. Virginia Tech	13	100	831
10. NC State	11	101	779
11. Florida State	12	116	1034

TIME OF POSSESSION			
	G	Total Time	Avg/G
1. Virginia	12	375:23	31:16
2. Georgia Tech	12	373:46	31:08
3. Virginia Tech	13	402:19	30:56
4. Miami	12	368:30	30:42
5. Florida State	12	367:10	30:35
6. Maryland	11	334:05	30:22
7. Duke	11	331:24	30:07
8. NC State	11	330:16	30:01
9. North Carolina	12	348:20	29:01
10. Wake Forest	11	318:08	28:55
11. Clemson	11	307:40	27:58

RED ZONE OFFENSE			
	G	Att	Pct
1. Virginia	12	47-53	88.7
2. North Carolina	12	36-41	87.8
3. Virginia Tech	13	45-53	84.9
4. Florida State	12	37-44	84.1
5. Clemson	11	26-31	83.9
6. Georgia Tech	12	35-43	81.4
7. NC State	11	33-41	80.5
8. Miami	12	39-49	79.6
9. Maryland	11	21-28	75.0
10. Wake Forest	11	22-31	71.0
11. Duke	11	22-34	64.7

RED ZONE DEFENSE			
	G	RedZone	Percent
1. Wake Forest	11	29-42	69.0
2. Florida State	12	18-26	69.2
Virginia Tech	13	18-26	69.2
4. Miami	12	26-36	72.2
5. Virginia	12	25-34	73.5
6. Maryland	11	29-38	76.3
7. Clemson	11	26-33	78.8
8. Duke	11	42-51	82.4
9. Georgia Tech	12	19-23	82.6
10. NC State	11	28-33	84.8
11. North Carolina	12	46-52	88.5

OPPONENT 1ST DOWNS				
	G	Rush	Pass	Pen
1. NC State	11	64	54	17
2. Virginia Tech	13	77	84	16
3. Florida State	12	65	95	26
4. Georgia Tech	12	68	108	16
5. Maryland	11	93	90	19
6. Virginia	12	80	103	20
7. Clemson	11	100	97	11
8. Miami	12	104	94	17
9. Wake Forest	11	95	113	12
10. Duke	11	123	96	8
11. North Carolina	12	148	121	10

OPP 3RD-DN CONVERT			
	G	Conv	Att
1. Florida State	12	46	179
2. NC State	11	50	180
3. Georgia Tech	12	53	180
4. Virginia Tech	13	55	186
5. Miami	12	55	183
6. Maryland	11	50	162
7. Virginia	12	52	163
8. Wake Forest	11	64	170
9. Clemson	11	71	188
10. Duke	11	58	146
11. North Carolina	12	65	162

SACKS AGAINST			
	G	Sacks	Yards
1. Virginia	12	16	91
2. North Carolina	12	21	131
3. Wake Forest	11	25	140
Miami	12	25	139
Clemson	11	25	178
6. Georgia Tech	12	28	196
7. Florida State	12	29	211
8. Maryland	11	30	225
9. NC State	11	31	198
10. Virginia Tech	13	36	247
11. Duke	11	39	282

2004 All-ACC Teams

OFFENSE		
	Team	Points
QB	BRYAN RANDALL	VIRGINIA TECH .167
	Brock Berlin	Miami .87
RB	ALVIN PEARMAN	VIRGINIA .181
	CHRIS BARCLAY	WAKE FOREST .163
	Frank Gore	Miami .87
	Leon Washington	Florida State .83
WR	AIRESE CURRIE	CLEMSON .152
	CALVIN JOHNSON	GEORGIA TECH .140
	Chauncey Stovall	Florida State .125
	Roscoe Parrish	Miami .113
TE	HEATH MILLER	VIRGINIA .186
	Jeff King	Virginia Tech .33
OT	ALEX BARREN	FLORIDA STATE .157
	D. FERGUSON	VIRGINIA .106
	Chris Myers	Miami .72
	Jon Dunn	Virginia Tech .47
OG	ELTON BROWN	VIRGINIA .196
	C.J. BROOKS	MARYLAND .118
	Steve Vallos	Wake Forest .85
	Kyle Ralph	North Carolina .78
C	JASON BROWN	NORTH CAROLINA .113
	Zac Yarbrough	Virginia .43

DEFENSE		
	Team	Points
DL	DARRYL TAPP	VIRGINIA TECH .142
	SHAWNE MERRIMAN	MARYLAND .138
	TRAVIS JOHNSON	FLORIDA STATE .134
	MARIO WILLIAMS	NC STATE .107
	Manny Lawson	NC State .106
	Jim Davis	Virginia Tech .82
	Eric Henderson	Georgia Tech .78
	Chauncey Davis	Florida State .67
LB	D'QWELL JACKSON	MARYLAND .148
	LEROY HILL	CLEMSON .143
	AHMAD BROOKS	VIRGINIA .116
	Darryl Blackstock	Virginia .113
	Gerris Wilkinson	Georgia Tech .79
	Ernie Sims	Florida State .68
DB	ANTREL ROLLE	MIAMI .160
	JIMMY WILLIAMS	VIRGINIA TECH .118
	JAMES BUTLER	GEORGIA TECH .89
	ANTONIO CROMARTIE	FLORIDA STATE .78
	John Talley	Duke .73
	Eric King	Wake Forest .64
	Bryant McFadden	Florida State .58
	Domonique Foxworth	Maryland .57
	Justin Miller	Clemson .57

SPECIAL TEAMS		
	Team	Points
PK	BRANDON PACE	VIRGINIA TECH .135
	Travis Bell	Georgia Tech .66
P	RYAN PLACKEMEIER	WAKE FOREST .153
	Adam Podlesh	Maryland .111
SP	DEVIN HESTER	MIAMI .158
	Justin Miller	Clemson .101

1st Team In CAPS;
2nd Team in Plain Typeface

2005 Wake Forest Football \ 2004 acc individual leaders and team standings

2004 ACC Standings

	<u>W</u>	<u>L</u>	<u>PF</u>	<u>PA</u>	<u>W</u>	<u>L</u>	<u>PF</u>	<u>PA</u>
Virginia Tech	7	1	230	114	10	3	400	167
Florida State	6	2	208	111	9	3	302	169
Miami	5	3	226	143	9	3	380	204
Virginia	5	3	203	151	8	4	363	212
North Carolina	5	3	230	227	6	6	214	382
Georgia Tech	4	4	142	177	7	5	264	227
Clemson	4	4	166	189	6	5	236	229
Maryland	3	5	111	159	5	6	195	220
NC State	3	5	156	182	5	6	264	218
Wake Forest	1	7	140	219	4	7	230	253

<u>RUSHING</u>	<u>Team</u>	<u>Cl</u>	<u>G</u>	<u>Att</u>	<u>Yds</u>	<u>Avg</u>	<u>TD</u>	<u>Avg</u>	<u>Lg</u>
1.	Leon Washington	FS	JR	10	138	951	6.9	7	95.1
2.	Chris Barclay	WF	JR	11	243	1010	4.2	9	91.8
3.	Alvin Pearman	VA	SR	12	195	1037	5.3	10	86.4
4.	Frank Gore	UM	JR	12	197	945	4.8	8	78.8
5.	T.A. McLendon	ST	JR	10	167	770	4.6	6	77.0

<u>PASSING AVERAGE</u>	<u>Team</u>	<u>Cl</u>	<u>G</u>	<u>Att</u>	<u>Cmp</u>	<u>Int</u>	<u>Pct.</u>	<u>Yds</u>	<u>TD</u>	<u>Avg</u>
1.	Brock Berlin	UM	SR	12	348	195	6	56.0	2680	22
2.	Jay Davis	ST	JR	11	313	175	15	55.9	2104	12
3.	Charlie Whitehurst	CU	JR	11	349	177	17	50.7	2067	7
4.	Darian Durant	NC	SR	12	299	178	9	59.5	2238	17
5.	Reggie Ball	GT	SO	12	330	164	18	49.7	2147	16

<u>RECEPTIONS/GAME</u>	<u>Team</u>	<u>Cl</u>	<u>G</u>	<u>Rec</u>	<u>Yds</u>	<u>TD</u>	<u>Avg/C</u>	<u>Rec/G</u>	<u>Long</u>
1.	Airese Currie	CU	SR	11	61	868	2	14.2	5.55
2.	Chauncey Stovall	FS	SR	12	53	780	6	14.7	4.42
3.	Calvin Johnson	GT	FR	12	48	837	7	17.4	4.00
4.	Jarwarski Pollock	NC	SR	12	45	408	2	9.1	3.75
5.	Craphonso Thorpe	FS	SR	11	40	496	2	12.4	3.64

<u>KICK RETURN AVG</u>	<u>Team</u>	<u>Cl</u>	<u>G</u>	<u>Ret</u>	<u>Yds</u>	<u>TD</u>	<u>Avg</u>	<u>Long</u>
1.	Justin Miller	CU	JR	11	20	661	2	33.0
2.	Devin Hester	UM	SO	12	15	389	1	25.9
3.	Chris Davis	DU	FR	10	20	516	1	25.8
4.	Steve Suter	MD	SR	10	15	362	0	24.1
5.	Mike Mason	NC	SO	12	22	508	0	23.1

<u>ALL PURPOSE</u>	<u>Team</u>	<u>Cl</u>	<u>G</u>	<u>Rush</u>	<u>Rcv</u>	<u>PR</u>	<u>KR</u>	<u>Yds</u>	<u>Avg/G</u>
1.	Alvin Pearman	VA	SR	12	1037	402	314	185	1938
2.	Leon Washington	FS	JR	10	951	90	3	81	1125
3.	Mike Imoh	VT	JR	10	720	4	50	256	1030
4.	Chris Barclay	WF	JR	11	1010	118	0	0	1128
5.	Airese Currie	CU	SR	11	8	868	0	212	1088

<u>PUNTING</u>	<u>Team</u>	<u>Cl</u>	<u>G</u>	<u>Punt</u>	<u>Yds</u>	<u>Avg</u>	<u>Long</u>
1.	Ryan Plackemeier	WF	JR	11	64	2809	43.9
2.	Adam Podlesh	MD	SO	11	63	2755	43.7
3.	Chris Hall	FS	JR	12	67	2820	42.1
4.	John Deraney	ST	SO	11	60	2514	41.9
5.	David Woolldridge	NC	SO	11	48	2003	41.7

<u>TOTAL OFFENSE</u>	<u>Team</u>	<u>Cl</u>	<u>G</u>	<u>Rush</u>	<u>Pass</u>	<u>Plays</u>	<u>Total</u>	<u>Yds/G</u>
1.	Brock Berlin	UM	SR	12	-53	2680	390	2627
2.	Bryan Randall	VT	SR	13	511	2264	442	2775
3.	Reggie Ball	GT	SO	12	332	2147	460	2479
4.	Darian Durant	NC	SR	12	188	2238	380	2426
5.	Marques Hagans	VA	JR	12	394	2024	338	2418

<u>PASS EFFICIENCY</u>	<u>Team</u>	<u>Cl</u>	<u>G</u>	<u>Att</u>	<u>Cmp</u>	<u>Int</u>	<u>Pct.</u>	<u>Yds</u>	<u>TD</u>	<u>Eff.</u>
1.	Brock Berlin	UM	SR	12	348	195	6	56.0	2680	22
2.	Marques Hagans	VA	JR	12	261	164	5	62.8	2024	9
3.	Darian Durant	NC	SR	12	299	178	9	59.5	2238	17
4.	Bryan Randall	VT	SR	13	306	170	9	55.6	2264	21
5.	Jay Davis	ST	JR	11	313	175	15	55.9	2104	12

<u>RECEIVE YDS/GAME</u>	<u>Team</u>	<u>Cl</u>	<u>G</u>	<u>Rec</u>	<u>Yds</u>	<u>TD</u>	<u>Avg/C</u>	<u>Yds/G</u>	<u>Long</u>
1.	Airese Currie	CU	SR	11	61	868	2	14.2	78.9
2.	Calvin Johnson	GT	FR	12	48	837	7	17.4	69.8
3.	Chauncey Stovall	FS	SR	12	53	780	6	14.7	65.0
4.	Roscoe Parrish	UM	JR	12	43	693	8	16.1	57.8
5.	Craphonso Thorpe	FS	SR	11	40	496	2	12.4	45.1

<u>PUNT RETURN AVG</u>	<u>Team</u>	<u>Cl</u>	<u>G</u>	<u>Ret</u>	<u>Yds</u>	<u>TD</u>	<u>Avg</u>	<u>Long</u>
1.	Darrell Blackman	ST	FR	10	12	214	1	17.8
2.	Devin Hester	UM	SO	12	19	326	3	17.2
3.	Roscoe Parrish	UM	JR	12	20	324	2	16.2
4.	Willie Reid	FS	JR	11	38	522	0	13.7
5.	Justin Miller	CU	JR	11	26	339	1	13.0

<u>SCORING</u>	<u>Team</u>	<u>Cl</u>	<u>G</u>	<u>TD</u>	<u>XPT</u>	<u>FG</u>	<u>2XP</u>	<u>Pts</u>	<u>Pts/G</u>
1.	Wali Lundy	VA	JR	12	17	0	0	102	8.5
2.	Brandon Pace	VT	SO	13	0	43	21	106	8.2
3.	Connor Hughes	VA	JR	12	0	42	17	93	7.8
4.	Jon Peattie	UM	SO	12	0	45	15	90	7.5
5.	R.Merriweather	CU	SO	10	11	0	0	66	6.6

<u>INTERCEPTIONS</u>	<u>Team</u>	<u>Cl</u>	<u>G</u>	<u>Int</u>	<u>Yds</u>	<u>TD</u>	<u>Int/G</u>	<u>Long</u>
1.	Jimmy Williams	VT	JR	13	5	81	1	0.38
2.	John Talley	DU	SO	11	4	172	2	0.36
3.	Pat Watkins	FS	JR	12	4	63	0	0.33
	Antonio Cromartie	FS	SO	12	4	40	1	0.33
	Devin Hester	UM	SO	12	4	28	0	0.33

<u>TACKLES</u>	<u>Team</u>	<u>Cl</u>	<u>G</u>	<u>Pos</u>	<u>Solo</u>	<u>Ast</u>	<u>Total</u>	<u>Avg/G</u>	<u>Sack</u>
1.	D'Qwell Jackson	MD	JR	11	LB	63	60	123	11.2
2.	Gerris Wilkinson	GT	JR	12	LB	53	66	119	9.9
3.	Greg Threat	UM	JR	12	DB	57	53	110	9.2
4.	Jonathan Abbate	WF	FR	11	LB	59	41	100	9.1
5.	Leroy Hill	CU	SR	11	LB	47	51	98	8.9


<u>SACKS</u>	<u>Team</u>	<u>Cl</u>	<u>G</u>	<u>Pos</u>	<u>Solo</u>	<u>Ast</u>	<u>Yds</u>	<u>Total</u>	<u>Avg/G</u>
1.	Darryl Blackstock	VA	JR	12	LB	10	1	62	10.5
2.	Leroy Hill	CU	SR	11	LB	8	1	71	8.5
	Darryl Tapp	VT	JR	13	DE	8	1	54	8.5
	Shawne Merriman	MD	JR	11	DE	8	1	47	8.5
5.	Chris Reis	GT	JR	12	LB	6	4	66	8.0

<u>FUMBLES FORCED</u>	<u>Team</u>	<u>Cl</u>	<u>G</u>	<u>Num</u>	<u>Avg/G</u>
1.	Shawne Merriman	MD	JR	11	3
2.	Eric King	WF	SR	10	2
3.	Charles Bennett	CU	JR	11	2
	Casey Camero	DU	SO	11	2
	Chris Kelley	MD	SR	11	2
	Jonathan Abbate	WF	FR	11	2
	Josh Wilson	MD	SO	11	2
	Alex Green	DU	SR	11	2
	Josh Gattis	WF	SO	11	2

<u>FUMBLES RCVD</u>	<u>Team</u>	<u>Cl</u>	<u>G</u>	<u>Num</u>	<u>Avg/G</u>
1.	Josh Gattis	WF	SO	11	3
2.	Thomas Carroll	UM	JR	12	3
3.	Mikal Baaqee	VT	SR	13	3
4.	F. Aughtry-Lindsay	ST	SR	11	2
	Giuseppe Aguanno	DU	SR	11	2
	David Holloway	MD	SO	11	2
	Travis Pugh	CU	SR	11	2
	Chris Kelley	MD	SR	11	2
	Henry Scott	MD	SR	11	2
	Patrick Ghee	WF	SO	11	2

<u>PASSES DEFENDED</u>	<u>Team</u>	<u>Cl</u>	<u>G</u>	<u>Brup</u>	<u>Int</u>	<u>Total</u>	<u>Avg/G</u>
1.	John Talley	DU	SO	11	14	4	18
	Tye Hill	CU	JR	11	18	0	18
3.	Jimmy Williams	VT	JR	13	14	5	19
4.	Eric King	WF	SR	10	11	1	12
5.	Gerrick McPhearson	MD	JR	11	11	0	11
	Jamaal Fudge	CU	JR	11	8	3	11
	Lamont Reid	ST	SR	11	10	1	11
8.	Troy Graham	ST	SR	11	8	2	10
	Marcus McGruder	WF	SR	11	7	3	10
	Justin Miller	CU	JR	11	7	3	10

Game #1 • Sept. 4, 2004
 Clemson 37, Wake Forest 30 (2ot)
 Clemson, S.C. • Memorial Stadium (81,473)



(AP) - Charlie Whitehurst threw an 11-yard touchdown pass to Kyle Browning in the second overtime that lifted No. 15 Clemson to a 37-30 victory over Wake Forest.

The Tigers (1-0 ACC) led 19-3 early in the second quarter and looked intent on beating the Demon Deacons as thoroughly as Clemson got beat in a 45-17 defeat at Wake Forest a year ago.

But the Deacons (0-1) rallied for 24 straight points and led 27-19 after Chris Barclay's 50-yard touchdown run with 12:20 to go in the game.

The Tigers rediscovered their offense when it counted. Whitehurst, starting at his 22 with 6:35 left, completed passes of 16 and 19 yards to Chansi Stuckey, then hit Airese Currie with an 8-yard completion to get inside Wake's 10. A pass interference call on fourth-and-goal kept the drive alive and Yusef Kelly leaped over the pile from a yard out with for Clemson's first points in nearly 40 minutes.

Kelvin Grant pulled down the tying conversion on a perfectly lofted ball into the left corner of the end zone to send things into overtime.

The teams traded field goals in the first extra session. Then Whitehurst found Browning on a screen pass to give Clemson the lead.

Wake Forest could not respond. Jason Anderson juggled a pass out of bounds. Chris Barclay, who ran for 179 yards, was stopped at the line of scrimmage. And Cory Randolph's final two throws went incomplete.

Many in the crowd of 81,473 rushed the center of the field.

The excitement shows how seriously Clemson takes Wake Forest these days. Only once in 55 contests since 1948 had Wake won back-to-back games in the series. But after Barclay scored a fourth quarter touchdown, it looked like Wake was on its way.

The Tigers came out like a team looking for revenge from last year's debacle, which nearly cost Tommy Bowden his job. But after a four-game winning streak to end the season - and a longterm contract for Bowden - the Tigers wanted to pay back the last team that beat them.

Wake freshman Ben Mauk launched a high floater over the middle that Jason Anderson caught for an 85-yard touchdown. The Demon Deacons did things their preferred way the next time they got the ball, rushing seven times for 37 yards and ending with Cornelius Birgs' 2-yard dash through the middle for a touchdown to close things to 19-17.

Scoring Summary	1	2	3	4	OT	Total
Wake Forest	3	14	3	7	3	30
Clemson	14	5	0	8	10	37


- WF Wisnosky, 39 yard field goal, 4:46 in 1st
- CU Currie, 31-yard pass from Whitehurst, (Furr kick), 2:09 in 1st
- CU Miller, 69-yard punt return (Furr kick), 0:00 in 1st
- CU Stuckey, safety, 13:35 in 2nd
- CU Furr, 42-yard field goal, 10:12 in 2nd
- WF Anderson, 85-yard pass from Mauk (Wisnosky kick), 9:58 in 2nd
- WF Birgs, 2-yard run (Wisnosky kick), 6:21 in 2nd
- WF Wisnosky, 43-yard field goal, 0:04 in 3rd
- CU Barclay, 50-yard run (Wisnosky kick), 12:20 in 4th
- CU Kelly, 1-yard run (Grant, pass from Whitehurst), 1:48 in 4th
- WF Wisnosky, 38-yard field goal, First overtime
- CU Furr, 23-yard field goal, First overtime
- CU Browning, 11-yard pass from Whitehurst (Furr kick), Second overtime

WFU	Statistics	CU
20	First Downs	.23
54	Rushing Attempts	.35
254	Net Yards Rushing	.83
156	Net Yards Passing	.288
25	Passes Attempted	.41
10	Passes Completed	.20
2	Had Intercepted	.0
410	Total Net Yards	.371
1-1	Fumbles-Lost	.2-1
5-36.8	Punts-Average	.5-40.6
28:21	Possession	.31:39

Top Individuals

Rushing	WF: Barclay 29-179-1td	CU: Kelly 19-57-1td
Passing	WF: Mauk 3-4-101-1td	CU: Whitehurst 20-41-288-2td-2int
Receiving	WF: Anderson 7-139-1td	CU: Currie 9-152-1td

Game #2 • Sept. 11, 2004
 Wake Forest 31, East Carolina 17
 Greenville, N.C. • Dowdy Ficklen Stadium (38,141)



GREENVILLE, N.C. (AP) - Cory Randolph threw two touchdown passes and ran for another score in the fourth quarter, helping Wake Forest beat East Carolina 31-17 on Saturday night.

Randolph became the first Wake Forest player ever, and the third ACC player ever, to total more than 300 yards passing and 100 yards rushing. He finished 16-of-21 for 344 yards and ran for another 107, including two clutch runs for first downs on the clinching drive in the final quarter. Both of his yardage totals were career highs.

Randolph joined Charlie Ward of Florida State and Woody Dantzler of Clemson as the only players to ever throw for 300 yards and run for 100 yards in the same game.

Cornelius Birgs also ran for a TD for Wake Forest (1-1).

The Deacons played nearly the entire game without leading receiver Jason Anderson. He sprained his ankle on the second play of the game and left for good.

Sophomore Nate Morton was Randolph's favorite target on Saturday night, making five catches for a career-best 142 yards and a touchdown.

After the Pirates closed to 10-3 early in the third, Randolph tossed a perfect spiral to Nate Morton for a 63-yard touchdown, then added a 35-yarder to Chris Davis to make it 24-3.

East Carolina rallied after a couple of mistakes by the Deacons. Willie Idlette fumbled while returning a punt, and Richard Koonce recovered to give ECU possession at the Deacons' 48.

James Pinkney threw a 29-yard pass to Damarcus Fox on third-and-9 to move the ball to the 18, then connected with a wide-open Bobby Good in the corner of the end zone on the next play.

On the ensuing drive, Randolph overthrew Idlette over the middle, and safety Zach Baker was there for the interception. Two personal fouls after the turnover cost East Carolina field position, but on third-and-4 from the 14, third-string tailback Chris Johnson scampered around the right end and outran the defense to make it 24-17.

Randolph moved the Deacons 61 yards in nine plays for their final score, capping the drive with a nifty 18-yard run on a draw. In all, Randolph accounted for 50 of the drive's 61 yards.

Wake Forest accumulated 584 yards of total offense, including 451 by Randolph. The total for Randolph was the most since Rusty LaRue set the ACC record in 1995. The 584 yard team total was the most by any Deacon team since 1979.

Scoring Summary	1	2	3	4	Total
Wake Forest	7	3	14	7	31
East Carolina	0	0	17	0	17

- WF Birgs, 6-yard run (Wisnosky kick), 2:31 in 1st
- WF Wisnosky, 31-yard field goal, 3:46 in 2nd
- ECU Broadwell, 35-yard field goal, 14:15 in 3rd
- WF Morton, 63-yard pass from Randolph (Wisnosky kick), 13:45 in 3rd
- WF Davis, 35-yard pass from Randolph (Wisnosky kick), 8:54 in 3rd
- ECU Good, 18-yard pass from Pinkey (Broadwell kick), 6:28 in 3rd
- ECU Johnson, 86-yard run (Broadwell kick), 1:13 in 3rd
- WF Randolph, 18-yard run (Wisnosky kick), 12:46 in 4th


WFU	Statistics	ECU
24	First Downs	.17
57	Rushing Attempts	.23
240	Net Yards Rushing	.236
344	Net Yards Passing	.233
21	Passes Attempted	.40
16	Passes Completed	.20
1	Had Intercepted	.2
584	Total Net Yards	.469
0-0	Fumbles-Lost	.0-0
2-48.5	Punts-Average	.5-44.8
35:15	Possession	.25:45

Top Individuals

Rushing	WF: Randolph 16-107	ECU: Johnson 6-96
Passing	WF: Randolph 16-21-344-1td	ECU: Pinkey 20-37-233-2td
Receiving	WF: Morton 5-142	ECU: Good 6-122

2005 Wake Forest Football \ 2004 games

Game #3 • Sept. 18, 2004
 Wake Forest 42, North Carolina A&T 3
 Winston-Salem, N.C. • Groves Stadium (27,893)



WINSTON-SALEM, N.C. (AP) - Micah Andrews rushed for 125 yards and three touchdowns in his first college game, and Wake Forest beat Division I-AA North Carolina A&T 42-3.

Andrews, who was suspended the first two games for breaking unspecified team rules, had scoring runs of 13, 6 and 10 yards as Wake (2-1) gained 336 of its 405 yards on the ground.

Chris Barclay rushed 10 times for 50 yards and two touchdowns before leaving early in the second quarter with the game in hand.

Barclay's second TD came two plays after Lyles Tucker's interception, one of three turnovers for the Aggies (1-2).

Marshall Glen completed 3-of-8 passes for 25 yards for the Aggies with one lost fumble before suffering a dislocated shoulder while trying to make a tackle on Tucker's interception return.

With A&T's backup Rico Watkins unavailable with a broken foot, third-stringer Brian Moye was called in. On his second series, Watkins threw an interception that Marcus McGruder returned 25 yards for a touchdown to make it 35-0.

Andrews' third TD on the first drive of the second half made it 42-0 as Wake enjoyed its most lopsided win since a 47-3 victory over UAB in 1999.

Cory Randolph was 2-of-4 for 19 yards and rushed twice for six yards before Ben Mauk took over early in the second quarter.

A&T, playing a I-A school for the first time, had 221 total yards.

Carlos Davalos' 28-yard field goal with 10:37 left in the game prevented Wake's first shutout since a 31-0 win over North Carolina in 2002.

Moye was 9-of-18 for seven yards while Quante Speight rushed for 67 yards, all in the second half.

The game marked the first meeting between the schools, separated only by about 30 miles. It was also the first football game between an active Atlantic Coast Conference member and a historically black school.

Game #4 • Sept. 25, 2004
 Wake Forest 17, Boston College 14
 Winston-Salem, N.C. • Groves Stadium (29,461)



WINSTON-SALEM, N.C. (AP) - Cory Randolph threw a 40-yard touchdown pass to Willie Idlette with just more than a minute left, giving Wake Forest a 17-14 victory over Boston College.

Idlette beat Ryan Glasper, who tried to make a diving interception, for the first TD reception of his career.

Randolph was 11-of-19 for 141 yards, and he rushed for 46 more to lead Wake (3-1) past Boston College (3-1) for the second straight year.

The Eagles, who will join Demon Deacons in the Atlantic Coast Conference next season, were hurt by three missed field goals by freshman Ryan Ohlinger.

Paul Peterson was 21-of-38 for a career-high 269 yards and one touchdown and A.J. Brooks rushed for a career-high 95 yards and a score for the Eagles.

Brooks gave the Eagles their first lead on an 11-yard touchdown run with 9:08 left. Brooks had runs of 40 and 12 yards on the Eagles next possession, but Ohlinger missed a 27-yard field goal with 3:12 left.

Randolph then led Wake on the winning drive, which included Chris Barclay's 2-yard run on fourth-and-1 from the Eagles' 41.

Wake Forest struck first on the final play of the first quarter with a trick play. Quarterback Ben Mauk pitched to wide receiver Nate Morton, who tossed a pass to Chris Davis. He ran it in for a 53-yard touchdown.

Davis, who caught the winning touchdown pass in Wake's win over Boston College last year, had seven catches for a career-high 112 yards.

Matt Wisnosky's 37-yard field goal made it 10-0 with 3:55 left before the Eagles responded.

Peterson's 7-yard touchdown pass to Joel Hazard with 11 seconds left cut the lead to 10-7 at halftime.

Boston College wasted two chances in the first quarter, with Ohlinger missing field goals of 40 and 37 yards. Ohlinger had been 2-for-2 filling in for the injured Mike Fassel.

Scoring Summary	1	2	3	4	Total
North Carolina A&T	0	0	0	3	3
Wake Forest	14	21	7	0	42

- WF Barclay, 7-yard run (Wisnosky kick) 8:13 in 1st
- WF Andrews, 13-yard run (Wisnosky kick), 3:34 in 1st
- WF Barclay, 5-yard run (Wisnosky kick) 14:02 in 2nd
- WF Andrews, 6-yard run (Wisnosky kick) 8:05 in 2nd
- WF McGruder, 25-yard interception return (Wisnosky kick), 6:20 in 2nd
- WF Andrews, 10-yard run (Temple kick) 8:21 in 3rd
- NCAT Davalos, 28-yard field goal, 10:37 in 4th

WFU	Statistics	NCAT
23	First Downs	13
51	Rushing Attempts	36
336	Net Yards Rushing	117
69	Net Yards Passing	104
14	Passes Attempted	26
8	Passes Completed	12
0	Had Intercepted	2
405	Total Net Yards	221
1-1	Fumbles-Lost	5-1
3-44.7	Punts-Average	5-42.8
25:09	Possession	33:48

Top Individuals

Rushing	WF: Andrews 17-125	NC A&T: Speight 10-67
Passing	WF: Mauk 6-10-50	NC A&T: Moye 9-18-79-1int
Receiving	WF: Andrews 2-26	NC A&T: Trust 5-48

Scoring Summary	1	2	3	4	Total
Boston College	0	7	0	7	14
Wake Forest	7	3	0	7	17

- WF Davis, 53-yard pass from Morton (Wisnosky, kick), 0:00 in 1st
- WF Wisnosky, 35-yard field goal, 3:55 in 2nd
- BC Hazard, 7-yard pass from Peterson (Ohlinger kick), 0:11 in 2nd
- BC Brooks, 11-yard run (Ohlinger kick), 9:08 in 4th
- WF Idlette, 40-yard pass from Randolph (Wisnosky kick), 1:09 in 4th

WFU	Statistics	BC
20	First Downs	22
49	Rushing Attempts	37
159	Net Yards Rushing	182
210	Net Yards Passing	269
23	Passes Attempted	38
14	Passes Completed	21
1	Had Intercepted	1
369	Total Net Yards	451
3-0	Fumbles-Lost	0-0
6-45.0	Punts-Average	5-25.0
31:34	Possession	28:20

Top Individuals

Rushing	WF: Barclay 24-57	BC: Brooks 13-95
Passing	WF: Randolph 11-19-141	BC: Peterson 21-38-269-1int
Receiving	WF: Davis 7-112	BC: Hazard 5-38

Game #5 • Oct. 2, 2004
North Carolina State 27, Wake Forest 21
Raleigh, N.C. • Carter-Finley Stadium (53,800)



RALEIGH, N.C. - T.A. McLendon capped a rally from a 14-point deficit by running for an 8-yard touchdown in overtime, giving North Carolina State a 27-21 victory over Wake Forest.

After Matt Wisnosky missed a 34-yard field goal in the extra period for the Demon Deacons, McLendon ran three straight plays up the middle to move the Wolfpack to the 8. Coach Chuck Amato decided against going for a field goal on third down - John Deraney already had missed two - and McLendon powered into the end zone.

McLendon finished with 139 yards on the ground and two TDs.

The Wolfpack (3-1, 2-0 Atlantic Coast Conference) seemingly were out of it at the half, their top-ranked defense shredded for 180 yards to that point - nearly 20 more than its average through three games. A 1-yard touchdown by Micah Andrews and Marcus McGruder's 22-yard interception return gave Wake Forest its two-TD lead.

But after three quarters, the Demon Deacons still were stuck on 180 yards, held to three consecutive three-and-outs. Meanwhile, NC State finally found some offense with quarterback Jay Davis.

Davis might have finally silenced his critics with a brilliant final 30 minutes. He threw a 57-yard touchdown pass to Sterling Hicks to make it 14-7 barely 90 seconds into the third quarter, then added a 58-yard pass to Tramain Hall on the next possession to set up McLendon's 3-yard score to tie it.

Finally, Bobby Washington capped a 66-yard drive with the first touchdown of his college career, and NC State led 21-14.

Mercifully for the Demon Deacons (3-2, 0-2), the quarter finally ended, and they started the fourth with an 80-yard drive. Andrews bulled in from the 1 for his second TD, making it 21-21.

Behind Davis and McLendon, the Wolfpack moved all the way to the Wake Forest 10. Davis' pass for Hall was high on third down, and Deraney pushed a 27-yard field goal to the right with less than three minutes left.

In overtime, the Deacons couldn't get a first down and were forced to rely on Wisnosky's leg, but he banged his kick off the left upright to give the edge to NC State. McLendon made it pay off.

Davis finished 16-for-21 for 228 yards, and Wake Forest had 202 of its 263 yards on the ground.

Scoring Summary	1	2	3	4	OT	Total
Wake Forest	7	7	0	7	0	21
NC State	0	0	21	0	6	27


WF	McGruder, 22-yard interception return (Wisnosky kick) 2:14 in 1st
WF	Andrews, 1-yard run (Wisnosky kick), 4:36 in 2nd
NCS	Hicks, 57-yard pass from Davis (Deraney kick), 13:26 in 3rd
NCS	McLendon, 3-yard run (Deraney kick), 8:54 in 3rd
NCS	Washington, 2-yard run (Deraney kick) 1:58 in 3rd
WF	Andrews, 1-yard run (Wisnosky kick) 9:08 in 4th
NCS	McLendon, 8-yard run, First Overtime

WFU	Statistics	NCS
14	First Downs	25
42	Rushing Attempts	50
202	Net Yards Rushing	196
77	Net Yards Passing	259
18	Passes Attempted	31
11	Passes Completed	21
0	Had Intercepted	1
279	Total Net Yards	455
0-0	Fumbles-Lost	0-0
8-46.9	Punts-Average	5-43.8
25:09	Possession	33:48

Top Individuals

Rushing	WF: Barclay 20-84	NCSU: McLendon 30-139
Passing	WF: Randolph 5-10-30	NCSU: Davis 18-24-244
Receiving	WF: Barclay 4-19	NCSU: Washington 7-73

Game #6 • Oct. 9, 2004
Virginia Tech 17, Wake Forest 10
Winston-Salem, N.C. • Groves Stadium (32,433)



WINSTON-SALEM, N.C. - Mike Imoh ran for 100 yards and the winning touchdown to lead Virginia Tech to a 17-10 victory over Wake Forest in the Hokies' first ACC road game.

Bryan Randall set up the go-ahead score for Virginia Tech. After being stifled for most of the game, the quarterback broke free on consecutive 12-yard runs, then scrambled for 21 to put the Hokies on the 11. Imoh scored two plays later on a 7-yard run to put Virginia Tech on top with 2:10 to play.

Wake Forest nearly tied it again, but was stopped on the Virginia Tech 5. One of Cory Randolph's passes into the end zone was nearly intercepted, and the next one sailed through receiver Jason Anderson's hands.

Randolph's fourth-down attempt was dropped short of the end zone, sealing another heartbreaking defeat for the Demon Deacons. They lost in overtime at both Clemson and NC State.

Imoh had 100 yards on 29 carries. He scored on his final run of the game. Randall ended with 119 yards passing, including a 5-yard touchdown pass to Jeff King, and 46 yards rushing.

Randolph threw for 180 yards for Wake Forest. Chris Barclay ran for 84 yards, including a 1-yard scoring run.

The game could have been lopsided, but Wake Forest's Josh Gattis ended two potential Virginia Tech scoring drives with fumble recoveries. The first was in the second quarter when he tackled Cedric Humes at the Wake Forest 19 and knocked the ball loose, then pounced on it.

Gattis' second recovery was much bigger, taking the ball away from Justin Hamilton at the Wake Forest 1 as Virginia Tech was going in for a third-quarter touchdown.

The Hokies' defense rattled Wake Forest into consecutive false starts on its first possession followed by a sack of Randolph. Virginia Tech dominated the first half, but gave up just enough plays to keep the game tight.

Randall was sacked twice late in the second quarter, forcing Virginia Tech to punt from its own 1. That gave the Deacons the ball on Tech's 45, and Randolph moved them into scoring range with a 30-yard pass to Kevin Marion. Barclay scored five plays later to cut Virginia Tech's lead to three at 10-7 with 25 seconds to play before halftime.

The game might have been tied, but kicker Matt Wisnosky injured his knee on the opening kickoff and the Deacons used punter Ryan Plackemeier on field goals. His 38-yard attempt in the first quarter bounced off the upright. He later made a 20-yarder that tied it at 10 with 6:15 to play.

Scoring Summary	1	2	3	4	Total
Virginia Tech	7	3	0	7	17
Wake Forest	0	7	0	3	10

VT	King, 5-yard pass from Randall (Pace Kick) 9:56 in 1st
VT	Pace, 26-yard field goal, 7:37 in 2nd
WF	Barclay, 1-yard run (Plackmeier kick), 0:25 in 2nd
WF	Plackemeier, 20-yard field goal, 6:15 in 4th
VT	Imoh, 7-yard run (Pace kick) 2:10 in 4th

WFU	Statistics	VT
17	First Downs	19
41	Rushing Attempts	50
139	Net Yards Rushing	210
208	Net Yards Passing	119
26	Passes Attempted	18
15	Passes Completed	12
1	Had Intercepted	0
347	Total Net Yards	329
0-0	Fumbles-Lost	3-2
6-49.0	Punts-Average	4-44.2
28:49	Possession	31:11

Top Individuals

Rushing	WF: Barclay 19-84	VT: Imoh 29-100
Passing	WF: Randolph 14-24-180	VT: Randall 12-18-119
Receiving	WF: Morton 5-114	VT: King 3-37

2005 Wake Forest Football \ 2004 games

Game #7 • Oct. 23, 2004
 Florida State 20, Wake Forest 17
 Winston-Salem, N.C. • Groves Stadium (31,403)



WINSTON-SALEM, N.C. (AP) - Xavier Beitia kicked a 22-yard field goal with 1:03 to play to help No. 5 Florida State pull off a surprisingly close 20-17 victory over Wake Forest.

Seminoles quarterback Wyatt Sexton had a tough day, committing three turnovers that nearly cost FSU (6-1, 4-1 ACC) the game.

He helped Wake Forest build a 14-3 lead before halftime with an interception and a fumble, and both turnovers were returned for touchdowns.

After pushing the Seminoles ahead with touchdown passes of 20- and 46-yards, Sexton gave Wake Forest another chance late in the fourth quarter when he attempted a pass that was tipped by Jerome Nichols and intercepted by freshman Jeremy Thompson.

That set up Ryan Plackemeier's 41-yard field goal that tied the game at 17 with 4:32 to play.

Florida State then needed a 46-yard run by Lorenzo Booker on third-and-10 and a 14-yard pass from Sexton to Dominic Robinson on third-and-6 to set up the game-winning field goal.

Despite the miscues, Sexton improved to 4-0 as a starter since taking over for Chris Rix. He finished 17-for-39 for 194 yards, two touchdowns, two interceptions and a fumble.

He got off to a bad start when he was called for intentional grounding on the third play of the game. Nichols had the first of his two tipped passes late in the first quarter and Matt Robinson intercepted it, returning it 19 yards for a touchdown and a 7-0 Wake Forest lead.

Sexton later fumbled on a sack by Eric King, and Brad White scooped the ball up and rumbled 36 yards for a touchdown that put Wake Forest up 14-3 right before halftime.

But Wyatt got some third-quarter help from Willie Reid, who returned a punt 48 yards to the Wake Forest 14. After Booker lost yards on a fumble, the Seminoles went to Reid to put points on the board with a 20-yard touchdown pass from Sexton that cut Wake Forest's lead to 14-10.

Sexton wasn't able to give FSU its first lead of the game until the fourth quarter, when he threw a 46 yard touchdown pass to Robinson to put the Seminoles up 17-14 with 9:59 to go.

Wake Forest, averaging 221.7 yards rushing a game, struggled against the nation's best run defense. Florida State held the Deacons to 133 yards on the ground.

Beitia also made a 44-yarders, but had a blocked field goal in the first quarter when Thompson, got a hand on the 38-yard attempt. Plackemeier also missed a 39-yarder.

Wake Forest's Jason Anderson had six catches for 99 yards to become the only active player in the ACC to go over 2,000 yards receiving.

Game #8 • Oct. 30, 2004
 Wake Forest 24, Duke 22
 Winston-Salem, N.C. • Groves Stadium (25,762)



WINSTON-SALEM, N.C. (AP) - Chris Barclay rushed for 134 yards and a touchdown Saturday to lift Wake Forest past Duke 24-22.

Ben Mauk also had a touchdown pass for the Demon Deacons, who beat the Blue Devils for the fifth straight time. With the win, Wake Forest avoided its first 0-5 league start in four years.

Wake Forest had lost four league games by a combined 23 points, including overtime losses to Clemson and NC State.

There was more late-game drama in this one, but no heartbreak for Wake Forest. Barclay's 2-yard score late in the first half put the Demon Deacons ahead to stay, though Wake Forest had to hold off a Duke rally in the final 90 seconds to seal it.

In the process, Mauk may have given Wake Forest coach Jim Grobe something to think about regarding his quarterback rotation. The Deacons had rotated the redshirt freshman with starter Cory Randolph all season, but Mauk was the one moving Wake Forest's offense. Mauk directed all four scoring drives, while Randolph threw for just 1 yard and had three turnovers.

Duke had a season-best 423 total yards. But they were done in by their own first-half mistakes and inability to get the ball into the end zone. Their first two drives ended with turnovers - one coming at Wake Forest's 1 - while 3 other drives managed only to set up field goals.

Those miscues proved crucial, preventing them from building a comfortable lead despite out-gaining Wake Forest 160-21 in the opening period. Barclay's run gave Wake Forest a 14-9 halftime lead, which grew on Ryan Plackemeier field goal early in the third.

Duke took advantage of a fumble by Randolph setting up a scoring pass from Schneider to Andy Roland, cutting the deficit to 17-15. But Schneider's pass on the conversion was incomplete.

Wake Forest answered immediately. Mauk had a 17-yard keeper on the next play, starting a 54-yard drive that ended with Micah Andrews' 1-yard run for a 24-15 lead.

Duke pushed inside the 20 on its next drive, but - as it did all day - failed to convert when it needed to most. Schneider threw two straight incompletions and Dargan was stopped for no gain on third down, and Brooks missed a 31-yard field goal late in the third.

That miss became even more critical when the Blue Devils got a TD pass from Schneider to Ronnie Elliott with 1:04 to play, pulling to within 24-22. The Blue Devils failed to recover the onside kick, allowing the Demon Deacons to kill the clock.

Scoring Summary	1	2	3	4	Total
Florida State	0	3	7	10	20
Wake Forest	7	7	0	3	17

- WF Robinson, 19-yard interception return (Plackmeier kick), 0:50 in 1st
- FSU Beitia, 44-yard field goal, 10:46 in 2nd
- WF White, 36-yard fumble recovery (Plackmeier kick), 4:28 in 2nd
- FSU Reid, 20-yard pass from Sexton (Beitia kick), 6:31 in 3rd
- VT Robinson 46-yard pass from Sexton (Beitia kick), 9:59 in 4th
- VT Beitia, 22-yard field goal, 1:03 in 4th

WFU	Statistics	FSU
12	First Downs	18
45	Rushing Attempts	38
133	Net Yards Rushing	138
137	Net Yards Passing	194
29	Passes Attempted	39
15	Passes Completed	15
1	Had Intercepted	2
270	Total Net Yards	332
0-0	Fumbles-Lost	2-1
9-40.6	Punts-Average	9-39.6
28:52	Possession	31:08

Top Individuals

Rushing	WF: Randolph 17-60	FSU: Washington 15-80
Passing	WF: Randolph 12-24-91-1int	FSU: Sexton 17-39-194-2int
Receiving	WF: Anderson 6-99	FSU: Robinson 4-81

Scoring Summary	1	2	3	4	Total
Duke	6	3	6	7	22
Wake Forest	0	14	10	0	24

- DU Brooks, 45-yard field goal, 6:02 in 1st
- DU Brooks, 39-yard field goal, 0:00 in 1st
- WF Marion, 30-yard pass from Mauk (Plackmeier kick), 13:18 in 2nd
- DU Brooks, 19-yard field goal, 8:32 in 2nd
- WF Barclay, 2-yard run (Plackmeier kick), 2:14 in 2nd
- DU Roland, 3-yard pass from Schneider (Schneider M. pass failed), 6:32 in 3rd
- WF Andrews, 1-yard run (Plackmeier kick), 3:23 in 3rd
- DU Elliot 3-yard pass from Schneider (Brooks kick), 1:04 in 4th

WFU	Statistics	DU
20	First Downs	22
50	Rushing Attempts	32
272	Net Yards Rushing	123
128	Net Yards Passing	300
24	Passes Attempted	45
12	Passes Completed	28
2	Had Intercepted	0
400	Total Net Yards	423
3-1	Fumbles-Lost	2-2
4-44.8	Punts-Average	5-35.6
26:57	Possession	33:01

Top Individuals

Rushing	WF: Barclay 26-134	DU: Dargan 24-113
Passing	WF: Mauk 11-20-127	DU: Schneider 28-45-300
Receiving	WF: Morton 4-30	DU: Elliot 6-45

Game #9 • Nov. 13, 2004
 North Carolina 31, Wake Forest 24
 Winston-Salem, N.C. • Groves Stadium (37,623)



WINSTON-SALEM, N.C. (AP) - Darian Durant threw a 45-yard touchdown pass to Jesse Holley in the final minute, helping North Carolina stay on track for a bowl game with a 31-24 victory over Wake Forest.

After the Demon Deacons rallied from two touchdowns down to tie it, the Tar Heels (5-5, 4-3 Atlantic Coast Conference) began the winning drive on their own 44. Three plays gained 11 yards, then Durant rolled to his right and spotted Holley behind safety Josh Gattis.

He lofted a perfect spiral that Holley caught in the end zone, giving North Carolina its second dramatic victory in three games.

Gerald Sensabaugh sealed the win with an interception with 9 seconds left.

Durant finished 18-of-36 for 225 yards and two TDs, and he ran 3 yards for a go-ahead score in the third quarter. Chad Scott also ran for a touchdown for the Tar Heels, who finish the season against woeful Duke.

The Deacons (4-5, 1-5) have to win the final two games to qualify for a bowl, including a trip next week to Miami. Their five losses are by a total of 30 points, including two in overtime, and this one came in front of a school-record crowd of 37,623.

Chris Barclay rushed for 138 yards and two touchdowns for Wake Forest, including one that capped a 76-yard drive to tie the game at 24 with 7:20 left.


The Tar Heels played most of the game without leading receiver Jarwarski Pollock, who left early in the second quarter after a jarring hit. He briefly appeared to be unconscious, and Holley frantically waved at the sidelines for the training staff.

Pollock eventually got up and jogged off under his own power.

North Carolina, which ranked 116th in the country in total defense coming in, gave up a season-low 335 yards - about 145 less than its average. Wake Forest quarterbacks Ben Mauk and Cory Randolph rotated throughout and combined to complete 12 of 29 passes for 109 yards.

The Tar Heels led 10-3 at the half, but the Deacons tied it on Marcus McGruder's 12-yard interception return for a touchdown. Durant bounced back to lead a grinding 11-play drive, and he went the last 3 yards himself with the help of center Jason Brown.

Game #10 • Nov. 20, 2004
 Miami 52, Wake Forest 7
 Coral Gables, Fla. • The Orange Bowl (41,315)



MIAMI (AP) - Brock Berlin threw for a career-best 361 yards and four touchdowns in just over a half, and No. 12 Miami stayed in contention for an Atlantic Coast Conference title by beating Wake Forest 52-7.

Berlin threw the scoring passes to four different receivers, completed 13 of 19 passes and continued his push for ACC Player of the Year honors.

Berlin - who threw for 201 yards in the first quarter alone, eclipsing the total yards he managed in 11 of his first 21 Miami starts - left with 8:50 remaining in the third quarter, after hitting Ryan Moore with a 10-yard touchdown pass that put Miami ahead 42-7.

Frank Gore rushed for 83 yards and a touchdown, and Rashaun Jones recovered a blocked punt in the end zone for another Hurricanes score. Miami (8-2, 5-2) outgained Wake Forest 579-193.

Chris Barclay had a nifty 14-yard touchdown run late in the first half for Wake Forest (4-6, 1-6), which hadn't lost a game by more than seven points all season.

Barclay - who entered the game as the ACC's leading rusher - finished with 57 yards on 18 carries for Wake Forest, which won't reach a bowl game for the fourth time in five years.

The win kept alive Miami's hopes of making a fifth straight appearance in the BCS. To claim the ACC crown, the Hurricanes need to beat Virginia Tech at home on Dec. 4, then get some help to win potential three-way tiebreakers with Florida State and either Virginia or the Hokies.

Another loss would have doomed those title hopes, and Miami made sure early that wouldn't happen.

Miami scored touchdowns on its first three possessions, gaining 18 or more yards six times in its first 11 plays. Berlin hit Sinorice Moss with a 42-yard pass on the game's first snap, setting the tone for a big-play bonanza.

By halftime, Berlin connected on seven passes of 20 or more yards - including a 39-yard touchdown pass to Roscoe Parrish on the game's third play, a 56-yard scoring strike to Lance Leggett that put Miami up 28-0, and a 52-yard pass that Parrish hauled in on the half's final play. Parrish finished with five catches for 141 yards.

Wake Forest - whose five previous losses were by a combined 30 points - managed only 36 yards passing and punted eight times. The Demon Deacons' best starting field position was their own 28.

Scoring Summary	1	2	3	4	Total
North Carolina	0	10	14	7	31
Wake Forest	0	3	7	14	24

- NC Barth, 33-yard field goal, 9:08 in 2nd
- WF Plackemeier, 19-yard field goal, 5:37 in 2nd
- NC Scott, 9-yard run (Barth kick), 1:03 in 2nd
- WF McGruder, 21-yard interception return (Plackemeier kick), 12:03 in 3rd
- NC Durant, 3-yard run (Barth kick), 1:56 in 3rd
- WF Barclay, 1-yard run (Plackemeier kick), 14:47 in 4th
- WF Barclay, 1-yard run (Plackemeier kick), 7:20 in 4th
- NC Holley, 45-yard pass from Durant (Barth kick), 0:36 in 4th

WFU	Statistics	UNC
22	First Downs	19
49	Rushing Attempts	28
226	Net Yards Rushing	166
109	Net Yards Passing	234
29	Passes Attempted	37
12	Passes Completed	19
1	Had Intercepted	1
335	Total Net Yards	400
1-1	Fumbles-Lost	2-1
8-42.2	Punts-Average	7-44.6
29:46	Possession	30:14

Top Individuals

Rushing	WF: Barclay 30-138	NC: Scott 16-70
Passing	WF: Mauk 10-24-100-1 int	NC: Durant 18-36-225-1 int
Receiving	WF: Morton 5-40	NC: Wright 4-33

Scoring Summary	1	2	3	4	Total
Wake Forest	0	7	0	0	7
Miami	21	7	14	10	52

- UM Parish, 39-yard pass from Berlin (Peattie kick), 13:34 in 1st
- UM Moss, 18-yard pass from Berlin (Peattie kick), 10:14 in 1st
- UM Gore, 1-yard run (Peattie kick), 6:33 in 1st
- UM Leggett, 56-yard pass from Berlin (Peattie kick), 7:56 in 2nd
- WF Barclay, 14-yard run (Plackemeier kick), 0:44 in 2nd
- UM Jones, 0-yard blocked punt return (Peattie kick), 13:23 in 3rd
- UM Moore, 10-yard pass from Berlin (Peattie kick), 8:50 in 3rd
- UM Peattie 34-yard field goal, 14:01 in 4th
- UM Johnson, 3-yard run (Peattie kick), 0:50 in 4th

WFU	Statistics	UM
14	First Downs	24
43	Rushing Attempts	39
157	Net Yards Rushing	155
36	Net Yards Passing	424
12	Passes Attempted	27
5	Passes Completed	19
0	Had Intercepted	0
157	Total Net Yards	579
2-1	Fumbles-Lost	1-0
8-34.2	Punts-Average	7-61
28:45	Possession	31:15

Top Individuals

Rushing	WF: Barclay 18-57-TD	UM: Gore 13-83
Passing	WF: Randolph 4-8-33	UM: Berlin 13-19-361- 4TD
Receiving	WF: Anderson 2-9	UM: Parrish 5-141

2005 Wake Forest Football \ 2004 games

Game #10 • Nov. 27, 2004

Maryland 13, Wake Forest 7

College Park, Md. • Byrd Stadium (48,226)



COLLEGE PARK, Md. (AP) - Sam Hollenbach threw for 164 yards in his first college start and Maryland's defense redeemed itself with an impressive performance in a 13-7 victory over Wake Forest.

Hollenbach, who spent most of the season as the third quarterback on the depth chart, went 16-for-27 with no interceptions. The sophomore started ahead of the ineffective Joel Statham and injured second-stringer Jordan Steffy.

Despite the victory, Maryland (5-6, 3-5 Atlantic Coast Conference) finished with a losing record for the first time in four seasons under coach Ralph Friedgen.

Hollenbach played well, but the Terrapins won because of a defense that had yielded 55 points in its previous outing against Virginia Tech. Wake Forest's only touchdown came on a 28-yard drive following a turnover.

Wake Forest (4-7, 1-7) trailed 13-7 when Cory Randolph replaced starting quarterback Ben Mauk and drove the Demon Deacons to the Maryland 10 midway through the fourth quarter. But the march ended when safety Chris Kelley forced a fumble at the 1 and the Terrapins recovered with 8:25 remaining. Maryland then punted, and Wake Forest failed on a fourth-down try from the Maryland 27 with 4:06 to go. The Deacons' final drive ended before they reached midfield.

Nick Novak kicked two field goals for the Terrapins and finished his career with 393 points, most in ACC history and tied for fifth on the NCAA Division-I list.

Chris Barclay ran for 103 yards and scored the lone touchdown for Wake Forest. The 5-foot-10 junior finished with 1,010 yards rushing to become the first Wake Forest player to top the 1,000-yard mark in successive seasons, and his 30th career TD tied a school record.

The Terrapins led 13-0 in the third quarter before a miscue enabled the Demon Deacons to get back in the game. Maryland's J.J. Justice was blocking on a Wake Forest punt when the ball hit him in the foot, and the Deacons recovered.

That set up a 5-yard touchdown run by Barclay, and late in the quarter Jeremy Thompson blocked a 37-yard field goal try by Novak to keep the score at 13-6.

After Ryan Plackemeier missed a 25-yard field goal for Wake Forest, Hollenbach directed an 11-play, 80-yard drive that produced the Terrapins' first touchdown in 10 quarters. Hollenbach went 3-for-4 for 40 yards before Josh Allen scored on a 13-yard run.

In the second quarter, Hollenbach engineered a 13-play drive that produced a 22-yard field goal by Novak and a 10-0 lead with 2:27 left. Allen carried nine times for 43 yards during the march.

Maryland then forced a punt, and the Terrapins moved 34 yards in seven plays over 40 seconds before Novak kicked a 47-yard field goal as time expired in the half.

Allen gained 74 yards on 18 carries before tearing the anterior cruciate ligament in his left knee late in the half.

Scoring Summary	1	2	3	4	Total
Wake Forest	0	0	7	0	7
Maryland	7	6	0	0	13

- MD Allen, 13-yard run (Novak kick), 3:47 in 1st
- MD Novak, 22-yard field goal, 2:27 in 2nd
- MD Novak, 47-yard field goal, 0:00 in 2nd
- WF Barclay, 5-yard run (Plackmeier kick), 9:13 in 3rd

WFU	Statistics	MD
14	First Downs	18
46	Rushing Attempts	47
149	Net Yards Rushing	131
123	Net Yards Passing	164
22	Passes Attempted	28
10	Passes Completed	16
0	Had Intercepted	0
272	Total Net Yards	295
0-0	Fumbles-Lost	0-0
8-43.1	Punts-Average	8-39.8
31:53	Possession	28:07

Top Individuals

Rushing	WF: Barclay 25-103	MD: Allen 18-74
Passing	WF: Mauk 6-14-54	MD: Hollenbach 16-27-164
Receiving	WF: Tereshinski 3-37	MD: Fenner 5-67