



WAKE FOREST

DEMON DEACON BASKETBALL

2008-09 WAKE FOREST BASKETBALL SEASON IN REVIEW

2008-09 SCHEDULE/RESULTS

NOVEMBER

9	MOUNT OLIVE (Exhibition)	W, 97-62
14	N.C. CENTRAL	W, 94-48
19	UNC WILMINGTON	W, 120-88
24	WINSTON-SALEM ST.	W, 62-31
27-30 76 Classic (Anaheim, Calif.)		
27	vs. Cal State Fullerton (ESPN2)	W, 75-69
28	vs. UTEP (ESPN2)	W, 82-79
30	vs. Baylor (ESPN2)	W, 87-74

DECEMBER

3	INDIANA (ESPN)	W, 83-58
6	BUCKNELL	W, 81-52
14	WRIGHT STATE (FSN)	W, 66-53
19	at Richmond (ESPN2)	W, 86-79
22	at East Carolina (MASN)	W, 95-54
30	RADFORD	W, 83-61

JANUARY

3	at Brigham Young (The Mtn.)	W, 94-87
11	NORTH CAROLINA* (FSN)	W, 92-89
14	at Boston College* (Raycom)	W, 83-63
17	at Clemson* (ABC)	W, 78-68
21	VIRGINIA TECH* (ESPN2)	L, 71-78
28	DUKE* (ESPN)	W, 70-68
31	at Georgia Tech* (Raycom)	L, 74-76

FEBRUARY

4	at Miami* (ESPN2)	L, 52-79
8	BOSTON COLLEGE* (Raycom)	W, 93-76
11	at NC State* (ACC Select)	L, 76-82
14	FLORIDA STATE* (Raycom)	W, 86-63
18	GEORGIA TECH* (ACC Select)	W, 87-69
22	at Duke* (FSN)	L, 91-101
26	NC STATE* (Raycom)	W, 85-78
28	at Virginia* (Raycom)	W, 70-60

MARCH

3	at Maryland* (RSN)	W, 65-63
8	CLEMSON* (FSN)	W, 96-88
12-15 ACC Tournament (Atlanta, Ga.)		
13	vs. Maryland (Raycom/ESPN2)	L, 64-75
20-22 NCAA Tournament (Miami, Fla.)		
20	vs. Cleveland State (CBS)	L, 69-84

Home games in **BOLD CAPS**.

*ACC game

WAKE FOREST MEDIA RELATIONS

PO Box 7426

Winston-Salem, NC

Phone: (336) 758-5640 / Fax: (336) 758-5140

Scott Wortman, Assistant Director (MBK Contact)

Email: wortmasm@wfu.edu

Office: (336) 758-6099

www.WakeForestSports.com

WAKE FOREST POSTS REMARKABLE SEASON IN 2008-09 DEACONS WIN 24 GAMES AND ASCEND TO NO. 1 RANKING

The 2008-09 season will go down as one of the most successful campaigns in the storied history of Wake Forest basketball. Despite a disappointing ending to the year, the Demon Deacons still accomplished a great deal throughout the season, most important of which was restoring the program to national prominence.

After winning a combined 32 games over the previous two seasons and missing out on the postseason each year, Wake Forest righted the ship, and then some, under second-year head coach Dino Gaudio in 2008-09.

Gaudio led the Deacons to an overall record of 24-7, finishing with the second-most regular season wins in school history. Wake also went 11-5 in ACC play and finished in a tie for second place in the final conference standings--a far cry from finishing 12th just three seasons prior.

Wake Forest, which was ranked No. 21 in the preseason AP Poll, won its first 16 games of the year and rose all the way to the No. 1 ranking in the country on Jan. 19. The Deacons were knocked from the top spot but still spent a total of 12 weeks ranked in the top 10.

Wake Forest had a bevy of quality wins throughout the season, going 5-1 against ranked competition. The Deacons were 3-1 against top 10-ranked foes, including wins over rivals Duke and North Carolina.

Individually, the Deacons were led by a pair of standout sophomores. Jeff Teague had a breakout campaign and was honored as an All-American by multiple organizations. James Johnson picked up where he left off as a freshman and earned his second straight All-ACC honors.

WHAT'S INSIDE

Schedule/Results Notes	2
Deacon Notes	2-9
Individual Awards & Honors	3
Final ACC Standings	10
ACC Statistical Leaders	10
Wake Forest Quick Facts	10
The Last Time	11
Head Coach Dino Gaudio	12
Wake Forest Roster	13
Pronunciation Guide	13
Season Statistics	14-31
Game Box Scores	32-37
Player Pages	38-50

Forward Al-Farouq Aminu arrived on campus as a highly-touted recruit and did not disappoint. Aminu was one of the top rookies in the country and was named a Freshman All-American by a number of publications.

The Deacs accomplished all that they did despite featuring one of the youngest lineups in the country. Wake Forest had the ACC's youngest starting five according to average class year, as the Demon Deacons regularly started two juniors, two sophomores and a freshman.



2008-09 WAKE FOREST SEASON IN REVIEW

FINAL RECORDS & STATISTICS

	OVERALL	ACC
Record	24-7	11-5
Home	14-1	7-1
Road	7-4	4-4
Neutral	3-2	0-0
vs. Ranked Teams	5-1	5-1
vs. Top 10	3-1	3-1
vs. Non-Conference	13-1	--
Scoring Offense	81.0	79.3
Scoring Defense	70.7	75.1
Scoring Margin	+10.2	+4.3
Rebounding Offense	40.7	38.8
Rebounding Defense	34.8	34.8
Rebound Margin	+5.9	+4.0
FG Percentage	49.0	48.5
3-pt FG Percentage	32.0	32.8
FT Percentage	71.1	72.0
FG Pct. Defense	39.8	41.9
3-pt FG Pct. Defense	30.4	31.5
3-Pointers Per Game	4.1	4.1
Assists Per Game	13.1	11.9
Turnovers Per Game	15.9	15.8
Turnover Margin	-0.2	-1.5
Assist/Turnover Ratio	0.8	0.8
Steals Per Game	8.3	7.7
Blocked Shots pg	5.7	5.3
Avg. Home Attend.	12,122	13,764

2008-09 WAKE FOREST DEMON DEACONS (24-7, 11-5 ACC)

No.	Name	Pos	Ht	Wt	Yr	Ppg	Rpg	Note
0	Jeff Teague	G	6-2	180	So.	18.8	3.5#	Named All-American by multiple publications
1	Al-Farouq Aminu	F	6-9	215	Fr.	12.9	8.2	Freshman All-American had 10 double-doubles
2	Gary Clark	G	6-4	200	So.	2.5	0.7	Hit multiple 3-pointers in five ACC games
4	Harvey Hale	G	6-3	195	Sr.	4.1	1.4	Deacons' lone scholarship senior on the roster
10	Ishmael Smith	G	6-0	175	Jr.	6.2	3.4#	Scored in double figures in 7 of last 9 games
13	Chas McFarland	C	7-0	235	Jr.	8.7	5.8	Wake 12-0 when he scored in double figures
20	Mike Lepore	G	6-1	180	Sr.	0.3	0.0	Played in career-high 10 games this year
23	James Johnson	F	6-9	245	So.	15.0	8.5	Third team All-ACC for second straight season
40	Ty Walker	C	7-0	215	Fr.	0.9	1.1	Rookie saw action in 11 games this season
42	L.D. Williams	G	6-4	210	Jr.	8.0	2.7	Named to ACC All-Defensive Team
44	David Weaver	F-C	6-11	235	R-Jr.	2.1	1.9	Defensive-minded post player had 15 blocks
52	Bobby Hoekstra	F	6-7	225	Sr.	0.2	0.4	Played in career-high 9 games in 2008-09
55	Tony Woods	C	6-11	245	Fr.	3.2	2.6	Made first career start in NCAA Tournament

Head Coach

Dino Gaudio (Ohio '81)/2nd season as Head Coach/8th season at Wake Forest

Associate Head Coach

Jeff Battle (Marshall '85)/8th season at Wake Forest

Assistant Coach

Pat Kelsey (Xavier '98)/8th season at Wake Forest

Assistant Coach

Mike Muse (Appalachian State '85)/3rd season at Wake Forest

Director of BKB Operations

Walt Corbean (Xavier '91)/2nd season at Wake Forest






























- Assists Per Game





DEMON DEACON BASKETBALL

2008-09 WAKE FOREST BASKETBALL SEASON IN REVIEW

	N14	N.C. CENTRAL	W, 94-48	<i>Al-Farouq Aminu (21p, 10r) and James Johnson (18p, 10r) posted double-doubles to send Wake Forest to its 15th straight season-opening win.</i>
	N19	UNC WILMINGTON	W, 120-88	<i>Led by Jeff Teague's 31 points, the Deacons set a Joel Coliseum record for points scored and had their third-most points ever.</i>
	N24	WINSTON-SALEM ST.	W, 62-31	<i>After shaking off a slow start, Wake held WSSU to the lowest opponent point total in the ACC era. Jeff Teague led the way with 14 points.</i>
	N27	vs. Cal State Fullerton	W, 75-69	<i>The Deacs held on for the win to open the 76 Classic in Anaheim. Jeff Teague (24p) and Chas McFarland (14p, 7r) led the way for Wake.</i>
	N28	vs. UTEP	W, 82-79	<i>Jeff Teague scored 29 to lead Wake. The Deacs made 23-of-30 free throws, including 13-of-16 from Teague. UTEP had 26 offensive boards.</i>
	N30	vs. Baylor	W, 87-74	<i>Wake won the 76 Classic behind double-doubles from Aminu, Johnson and Williams. The Deacs pulled down 62 rebounds in the win.</i>
	D3	INDIANA	W, 83-58	<i>The Deacs improved to 8-1 all-time in the ACC/Big Ten Challenge. James Johnson finished with 21 points, as Wake pulled away late in the first half.</i>
	D6	BUCKNELL	W, 81-52	<i>Jeff Teague had 26 points, and L.D. Williams had 13 to lead Wake Forest to its third win over Bucknell in as many seasons.</i>
	D14	WRIGHT STATE	W, 66-53	<i>Harvey Hale made 5-of-6 three-pointers and finished with 17 points to lead the Deacs. Wake had to overcome 22 turnovers for the win.</i>
	D19	at Richmond	W, 86-79	<i>The Deacons made 9-of-10 free throws in the final three minutes. Jeff Teague had 21 points, and Chas McFarland had 20 points and 14 boards.</i>
	D22	at East Carolina	W, 94-54	<i>Wake outscored ECU 54-17 in the second half, not committing a turnover in the period. Aminu had a double-double of 21 points and 12 rebounds.</i>
	D30	RADFORD	W, 83-61	<i>The Deacs overcame a sluggish start to post the 22-point win. Al-Farouq Aminu (18p, 10r) and James Johnson (12p, 12r) had double-doubles.</i>
	J3	at Brigham Young	W, 94-87	<i>Wake rallied from eight points down in the second half to snap BYU's 53-game home court winning streak. Jeff Teague scored 30 points.</i>
	J11	NORTH CAROLINA	W, 92-89	<i>In front of a Joel-record 14,714 fans, Jeff Teague's 34 points propelled the Deacs to their first defeat of the Tar Heels since 2004-05.</i>
	J14	at Boston College	W, 83-63	<i>The Deacs raced out to a 20-point halftime lead and picked up their first defeat of BC in eight tries. Jeff Teague led the way with 29 points.</i>
	J17	at Clemson	W, 78-68	<i>In a matchup of top 10-ranked teams, Wake pulled away late in the second half. Al-Farouq Aminu had a double-double of 12 points & 10 boards.</i>
	J21	VIRGINIA TECH	L, 71-78	<i>The Hokies upset top-ranked Wake Forest. The Deacs trailed by 16 in the first half, and a second-half comeback fell just short.</i>
	J28	DUKE	W, 70-68	<i>James Johnson's layup with 0.8 seconds remaining knocked off No. 1 Duke. Johnson and Aminu each posted double-doubles in the victory.</i>
	J31	at Georgia Tech	L, 74-76	<i>GT's Iman Shumpert hit the winning bucket with one second left to upset the Deacons. Aminu led Wake with 17 points and 11 rebounds.</i>
	F4	at Miami	L, 52-79	<i>Miami outscored Wake, 25-8, to start the second half and blow open a close game. Teague scored 19 points in the losing effort.</i>
	F8	BOSTON COLLEGE	W, 93-76	<i>The Deacons outscored the Eagles 47-29 in the second half to sweep the season series. Teague had 27 points, and Aminu had 26 to lead Wake.</i>
	F11	at NC State	L, 76-82	<i>Wake fell behind by 20 but rallied to within two in the final minute before falling just short. Johnson led the Deacs with 18 points and nine rebounds.</i>
	F14	FLORIDA STATE	W, 86-63	<i>The Deacons never trailed in beating No. 25 FSU. It was Wake's fourth straight win over a ranked opponent. Aminu led the way with 17 points.</i>
	F18	GEORGIA TECH	W, 87-69	<i>Behind Johnson's 24 points and 11 rebounds, the Deacs evened the season series with the Jackets. Smith surpassed the 400 career assists mark.</i>
	F22	at Duke	L, 91-101	<i>The Deacs shot 61 percent from the floor but couldn't overcome a 22-point first-half deficit. Teague and Johnson led with 28 & 26 points each.</i>
	F26	NC STATE	W, 85-78	<i>James Johnson turned in career-highs of 28 points and 18 rebounds, falling two boards shy of the Joel Coliseum record. Smith had 18 points.</i>
	F28	at Virginia	W, 70-60	<i>Wake Forest went 9-for-9 at the free throw line in the final 1:30 to seal the road win. Aminu, McFarland and Teague scored 12 points apiece.</i>
	M3	at Maryland	W, 65-63	<i>A late 11-0 run helped Wake overcome a six-point deficit and snap a 4-game losing streak to Maryland. Aminu had 16 points and 14 rebounds.</i>
	M8	CLEMSON	W, 96-88	<i>The Deacons used a 16-5 second-half run to post the comeback win and sweep the season series. Aminu had 21 points and 10 rebounds.</i>
	M12-15	ACC Tournament (Atlanta, Ga.)		<i>No. 2 seed Wake was ousted in the first round by No. 7 seed Maryland, 75-64. Johnson led the Deacs with 20 points and 12 rebounds.</i>



DEMON DEACON BASKETBALL HISTORY

Years of Basketball	103
1st Season of Basketball	1906
All-Time Head Coaches	20
ACC Head Coaches	8
All-Time Record	1,404-1,060
Winning Seasons	63
.500 Seasons	5
Losing Seasons	35
20+ Win Seasons	20
Record at Joel Coliseum	255-56 (.820)

ACC GAMES ONLY

Won-Loss Record	388-414
Titles	4
Regular Season Titles	4
Winning Seasons	23
.500 Seasons	3
Losing Seasons	27
Record at Joel Coliseum	110-48 (.696)

NCAA TOURNAMENT

Tournament Appearances	21
Most Recent Appearance	2009
Consecutive Appearances	1
Won-Loss Record	27-21
NCAA Sweet 16s	10
NCAA Final Eight	7
Final Four Appearances	1
NCAA Championships	0

NIT

Tournament Appearances	6
Last Appearance	2006 (1st round)
NIT Won-Loss Record	10-5

NATIONAL RANKINGS

Ranked in Final AP Top 10	3
Ranked in Final Coaches Top 10	4
Total Weeks in the AP Poll	270
Total Weeks in the AP Top 10	105

ACC HONORS

All-ACC Selections	75
ACC Player of the Year	10
ACC Rookie of the Year	3
ACC Coach of the Year	7
ACC All-Freshman Team	8
Academic All-ACC Selections	37
ACC Player of the Week	66
ACC Rookie of the Week	63
All-Tournament (1st Team)	29
All-Tournament (2nd Team)	22
ACC Tournament MVP	5

NATIONAL HONORS

All-Americans	18 times
Consensus All-Americans	5
Academic 1st Team All-Americans	0
National Player of the Year	2
National Coach of the Year	1

STREAKS

Games with a 3-Point Field Goal	551
---------------------------------	-----





2008-09 WAKE FOREST BASKETBALL SEASON IN REVIEW

2008-09 TEAM SEASON HIGHLIGHTS

- Wake Forest finished the season 24-7 overall, marking the 18th 20-win season and the 63rd winning season in program history.
- The Deacons posted just the 10th 20-win regular season and had the second-most regular season victories in school history. Wake's 24 wins overall are tied for the fifth-most in a season in program history.
- Wake Forest went 11-5 in the ACC, tying for second place in the final conference standings. It marked a four-game improvement over the team's 7-9 league record in 2007-08 and an eight-game increase from the Deacons' 3-13 finish in 2005-06. It was Wake's 23rd all-time winning record in ACC play.
- Wake Forest was ranked No. 12 in the final Associated Press Top 25 Poll. The Deacons spent each of the 19 weeks of the season ranked in the top 25 polls, beginning with a preseason ranking of No. 21 (AP) and No. 24 (ESPN/USA Today Coaches Poll). Wake spent 12 weeks in the top 10 of each poll, including 10 straight weeks from Dec. 15 through Feb. 16.
- Wake Forest ascended to the No. 1 ranking on Jan. 19, marking the first time since November 2004 and just the third week ever that the Deacons held the top spot in the nation.
- The ascension to the No. 1 ranking was the third-fastest ever by an ACC head coach. Dino Gaudio needed just 46 games at Wake Forest to take the Deacs to No. 1.
- The Deacs began the year 16-0 which stands as the best start to a season in program history, beating the previous best start of 15-0 in 1926-27. Wake was the last Division I team to suffer a defeat in 2008-09.
- Wake Forest received an at-large bid to the 2009 NCAA Tournament, marking the Deacs' first appearance in the field since 2005. Wake was seeded No. 4 in the Midwest Region.
- Wake was a combined 10-2 against teams that earned a spot in the 2009 NCAA Tournament.
- Wake Forest went 14-1 at the Joel Coliseum. The Deacons scored an average of 84.6 points per game at home with a scoring margin of +17.9.
- The Deacons went unblemished (13-0) during the non-conference portion of the regular season. It was the first time since 1996-97 that Wake had not lost a regular season non-conference contest.
- Wake Forest finished with as many quality wins as any team in the country. The Deacs went 6-1 against the RPI top 50 and 12-4 against the top 100. Wake was also 5-1 against ranked opponents, including a 3-1 mark against top 10-ranked foes.
- Against ranked opponents, Wake defeated No. 3 North Carolina on Jan. 11, No. 9 Clemson on Jan. 17, No. 1 Duke on Jan. 28, No. 25 Florida State on Feb. 14 and No. 18 Clemson on March 8.
- Wake's 70-68 defeat of No. 1-ranked Duke on Jan. 28 was the Deacons' first win over the top-ranked team since 1992.
- Wake Forest traveled to Provo, Utah, in early January and snapped Brigham Young's 53-game home court winning streak. The Cougars' streak was the longest current streak at the time. Ranked No. 6, the Deacons were the highest-ranked non-conference opponent to ever play at BYU and the first top-10 team to play in Provo since 1984.
- The Deacons were one of the most accurate shooting teams in the country. Wake shot 49.0 percent from the field to lead the ACC and rank fourth in the nation. The Deacs shot 50 percent or better 17 times and out-shot their opponent 28 times.
- Wake Forest featured one of the nation's most stout all-around defenses. The Deacs held their opponents under 40

- percent shooting 18 times. Wake led the ACC and ranked 16th nationally in three-point field goal percentage defense. The Deacs also ranked 12th in the nation in blocked shots.
- The Deacons finished the season ranked nationally in several statistical categories: fourth in field goal percentage, sixth in scoring, 12th in blocks, 16th in three-point field goal percentage defense, 18th in scoring margin, 22nd in rebounding margin, 31st in field goal percentage defense and 36th in steals.
- Wake Forest led the ACC in field goal percentage and three-point field goal percentage defense and finished second in scoring, rebounding and rebounding margin.
- The Deacons finished with some of the best statistical marks in school history. Wake had the third-highest scoring margin (+10.2) ever, the second-best field goal percentage (.490) in the past 16 seasons, the second-highest rebounding average (40.7 rpg) in the past 35 seasons (since 1974-75) and the fifth-lowest field goal percentage defense (.398) in the past 39 seasons (since 1960-61).
- Wake Forest's 87-69 defeat of Georgia Tech on Feb. 18 was the 1,400th all-time win in program history. In 103 seasons of basketball, the Deacons are 1,404-1,060 all-time.
- Wake set a Joel Coliseum single-game attendance record when 14,714 fans were on hand to witness the Deacons' 92-89 defeat of North Carolina on Jan. 11. Wake's average home attendance of 12,122 was the highest in the past three seasons and the sixth-highest in the 20-year history of the Joel.
- The Deacons achieved all of their success in 2008-09 despite trotting out one of the youngest starting lineups in the country. Wake Forest tied with Virginia for the youngest starting lineup in the ACC according to average class year. Wake regularly started two juniors, two sophomores and a freshman. The Deacs had just one start by a senior all season, marking the lowest total in the ACC.

2008-09 INDIVIDUAL SEASON HIGHLIGHTS

JEFF TEAGUE (SO., GUARD)

- Jeff Teague became Wake Forest's first All-American since 2004-05 and the 13th All-American in program history. Teague was named All-American by the NABC (2nd team), the Sporting News (2nd), the USBWA (2nd), FoxSports.com (3rd), SI.com (3rd) and the Associated Press (Honorable Mention).
- Teague was chosen as a finalist for the Bob Cousy Award, the Wooden Award and the Oscar Robertson Trophy. He was also a mid-season candidate for the Naismith Trophy and first team NABC All-District.
- Teague was a second team All-ACC pick by ACSMA, finishing just three points shy of earning first team honors.
- Teague earned two ACC Player of the Week awards, winning them in back-to-back weeks on Jan. 12 and Jan. 19.
- Teague was named to the All-Tournament Team at the 76 Classic in Anaheim after leading Wake to the championship.
- Teague scored his 1,000th career point against Cleveland State, ending the year with exactly 1,000 points in his two-year career. He was the 45th person to join Wake Forest's 1,000 Point Club.
- Teague ranked third in the ACC in steals (1.9 spg), fifth in scoring (18.8 ppg), seventh in assists (3.5 apg), seventh in field goal percentage (.485) and ninth in free throw percentage (.817).
- He scored in double figures in every game and holds the ACC's longest current double-digit scoring streak of 35 games.
- He tied for the ACC lead with three 30-point performances.



2008-09 AWARDS & HONORS

JEFF TEAGUE

- All-America
 - Sporting News, 2nd Team
 - USBWA, 2nd Team
 - NABC, 2nd Team
 - FoxSports.com, 3rd Team
 - SI.com, 3rd Team
 - Associated Press, Hon. Mention
- 2nd Team All-ACC
- NABC 1st Team All-District
- 2-time ACC Player of the Week (Jan. 12, Jan. 19)
- Bob Cousy Award Finalist
- Oscar Robertson Trophy Finalist
- Wooden Award Finalist
- Naismith Trophy Mid-Season Candidate
- 76 Classic All-Tournament Team

AL-FAROUQ AMINU

- ACC All-Freshman Team (unanimous selection)
- Freshman All-American
 - CBSSports.com, 1st Team
 - FoxSports.com, 1st Team
 - CollegeHoops.net, 1st Team
- Sporting News National All-Freshman Team
- CBSSports.com ACC Freshman of the Year
- Runner-up for ACC Rookie of the Year
- 5-time ACC Rookie of the Week (Dec. 1, Jan. 5, Jan. 19, Feb. 2, Mar. 9)

JAMES JOHNSON

- 3rd Team All-ACC
- Naismith Trophy Mid-Season Candidate
- Wooden Award Preseason Candidate

HEAD COACH DINO GAUDIO

- Skip Prosser Man of the Year Award Finalist
- CBSSports.com ACC Coach of the Year

2008-09 TEAM AWARDS

- MURRAY GREASON AWARD David Weaver
- SKIP PROSSER AWARD Harvey Hale
- MOST IMPROVED PLAYER Ishmael Smith
- BEST DEFENSIVE PLAYER L.D. Williams
- TEAM ASSISTS LEADER Jeff Teague
- BEST REBOUNDER James Johnson
- BEST FREE THROW SHOOTER Jeff Teague





2008-09 WAKE FOREST BASKETBALL SEASON IN REVIEW



NATIONAL POLLS

ASSOCIATED PRESS (FINAL)

School	Rec.	Pts.	Prev.
1. Louisville (45)	28-5	1,740	5
2. N. Carolina (11)	28-4	1,654	1
3. Memphis (11)	31-3	1,621	4
4. Pittsburgh (3)	28-4	1,585	2
5. Connecticut (1)	27-4	1,519	3
6. Duke	28-6	1,444	9
7. Oklahoma	27-5	1,281	6
8. Michigan State	26-6	1,257	7
9. Missouri	28-6	1,131	14
10. Gonzaga	26-5	1,060	12
11. Villanova	26-7	1,049	10
12. Wake Forest	24-6	997	8
13. Syracuse	26-9	903	18
14. Kansas	25-7	874	11
15. Washington	25-8	751	13
16. Florida State	25-9	667	22
17. Purdue	25-9	643	24
18. UCLA	25-8	491	15
19. Arizona State	24-9	381	23
20. Xavier	25-7	351	19
21. LSU	26-7	292	20
22. Butler	26-5	284	16
23. Marquette	24-9	277	21
24. Clemson	23-8	264	17
25. Utah	24-9	150	NR

Opponents Receiving Votes: *BYU 32.*

USA TODAY COACHES POLL (FINAL)

School	Rec.	Pts.	Prev.
1. N. Carolina (31)	32-4	775	3
2. Michigan State	30-6	743	7
3. Connecticut	31-4	705	6
4. Villanova	30-7	669	12
5. Louisville	31-6	646	1
6. Pittsburgh	31-5	630	4
7. Oklahoma	30-6	575	8
8. Missouri	31-7	563	9
9. Memphis	33-4	522	2
10. Kansas	27-8	481	13
11. Duke	30-7	459	5
12. Syracuse	28-10	405	15
13. Gonzaga	28-6	393	10
14. Purdue	27-10	362	18
15. Xavier	27-8	361	22
16. Washington	26-9	260	14
17. LSU	27-8	233	20
18. UCLA	26-9	204	17
19. Arizona State	25-10	200	19
20. Wake Forest	24-7	170	11
21. Marquette	25-10	160	24
22. Florida State	25-10	130	16
23. Texas	23-12	71	NR
24. Arizona	21-14	60	NR
25. Butler	26-6	47	23

Opponents Receiving Votes: *Clemson 24, Maryland 6, Cleveland State 1.*

*Opponents italicized

JAMES JOHNSON (SO., FORWARD)

■ James Johnson earned third team All-ACC honors for the second straight season. He received the most votes on the third team and was just 16 points shy of making the second team.

■ Johnson was chosen as a mid-season candidate for the Naismith Trophy and a preseason candidate for the Wooden Award.

■ Johnson pulled down his 500th career rebound in Wake Forest's ACC Tournament game against Maryland. The 32nd member of Wake Forest's 500 Rebound Club, Johnson has 508 career rebounds in his two-year career.

■ Johnson ranked third in the ACC in rebounding (8.5 rpg), second in defensive rebounds (6.0 drpg), third in field goal percentage (.542), sixth in blocked shots (1.5 bpg) and 17th in scoring (15.0 ppg).

■ Johnson ended the year on a tear, averaging 19.8 points and 10.6 rebounds over his last eight games. He posted four double-doubles, had six 20+ point performances and shot 61.8 percent during the year-ending stretch.

AL-FAROUC AMINU (FR., FORWARD)

■ Al-Farouq Aminu was named a Freshman All-American by the Sporting News, FoxSports.com, CBSSports.com and CollegeHoops.net. He was the only ACC freshman to make the Sporting News' five-man team, and he was the only league rookie named to the first team by FoxSports.com's and CollegeHoops.net.

■ Aminu was a unanimous selection to the ACC All-Freshman Team and finished runner-up in voting for ACC Rookie of the Year, behind Virginia's Sylvan Landesberg.

■ Aminu was named ACC Rookie of the Week five times (Dec. 1, Jan. 5, Jan. 19, Feb. 2, Mar. 9), tying the school record previously set by Rodney Rogers and Chris Paul.

■ Aminu was named the ACC Freshman of the Year by CBSSports.com.

■ Aminu led all ACC freshmen in rebounding (8.2 rpg), was second among the rookies in scoring (12.9 ppg) and was third in minutes played (29.0 mppg).

■ Aminu ranked fifth in the ACC in rebounding (8.2 rpg) and fourth in defensive rebounds (5.9 drpg).

■ He posted 10 double-doubles on the season, more than doubling the combined total of all other ACC freshmen.

■ Aminu finished with the third-highest rebounding total (253) and third-best rebounding average (8.2) in program history for a Wake Forest freshman. He also had the fifth-most blocked shots (38) ever by a Deacon freshman.

ISHMAEL SMITH (JR., GUARD)

■ Ishmael Smith surpassed the 400 career assists plateau in 2008-09, becoming just the seventh member of Wake Forest's 400 Assists Club. Smith dished out his 400th career assist on Feb. 18 against Georgia Tech. He ended his junior season ranked seventh on the all-time list with 427 career assists.

■ Smith ranked fourth in the ACC in assist-to-turnover ratio (1.7), and he was eighth in the league in assists (3.4 apg).

■ Smith finished the season with a bang, scoring in double figures in seven of the last nine games of the year.

■ Smith missed the first two games of the season recovering from a foot injury he suffered in the preseason. After fracturing the fifth metatarsal in his left foot on Sept. 20, Smith made his season debut on Nov. 24 against Winston-Salem State. The injury snapped his 58-game starting streak.

L.D. WILLIAMS (JR., GUARD)

■ L.D. Williams was named to the ACC All-Defensive Team for the first time in his career. He became the first Deacon since Josh Howard in 2002-03 to be named first team ACC All-Defense.

■ Williams was one of three Deacons to start every game in 2008-09, along with sophomores James Johnson and Jeff Teague. Williams has started all but one game in his three-year career at Wake Forest.

HARVEY HALE (SR., GUARD)

■ Harvey Hale finished his Wake Forest career as a four-year letterwinner. Hale was honored on Wake Forest's Senior Day on March 8 and made his only start of the season that night against Clemson.

■ Hale ranks eighth all-time at Wake Forest with 129 career three-point field goals. He also ranks seventh in school history in career three-point field goal attempts with 414.

CHAS MCFARLAND (JR., CENTER)

■ Chas McFarland started 29 of 31 games in 2008-09 and scored in double figures 12 times. The Deacons were a perfect 12-0 when McFarland scored in double figures.

■ McFarland finished the year ranked 20th in the ACC with 5.8 rebounds per game.

TONY WOODS (FR., CENTER)

■ Tony Woods made his first career start in Wake's NCAA Tournament game against Cleveland State. Woods played in 30 games total and shot 56.3 percent from the field.

BOBBY HOEKSTRA (SR., FORWARD)

■ Bobby Hoekstra finished his Wake Forest career as a four-year letterwinner. Hoekstra was honored on Wake Forest's Senior Day on March 8 and played his in career-best ninth game of the season that night against Clemson.

MIKE LEPORE (SR., GUARD)

■ Mike Lepore finished his Wake Forest career as a four-year letterwinner. Lepore was honored on Wake Forest's Senior Day on March 8 and played his in career-best 10th game of the season that night against Clemson.

HEAD COACH DINO GAUDIO

■ CBSSports.com named Dino Gaudio as the ACC Coach of the Year.

■ Gaudio was a finalist for Skip Prosser Man of the Year Award.

■ Gaudio is 41-20 in two years at the helm of the Deacons. He was won 67.2 percent of his games at Wake Forest.

■ Gaudio's Deacons have been especially potent at home the past two seasons, posting a combined record of 29-3 at the Joel Coliseum.

■ When Wake Forest ascended to the No. 1 ranking in the Jan. 19 AP Poll, Gaudio became the third-fastest ACC head coach to have his team voted No. 1. It took Gaudio just 46 games to reach the nation's top spot, trailing only Bill Guthridge (10 games at UNC in 1997-98) and Matt Doherty (21 games at UNC in 2000-01).

ASSOCIATE HEAD COACH JEFF BATTLE

■ Jeff Battle was nominated as a semifinalist for BasketballScoop.com's Rising Star Coach of the Year Award.





2008-09 WAKE FOREST BASKETBALL SEASON IN REVIEW



WAKE FOREST'S NATIONAL RANKING WEEK-BY-WEEK

Table with columns: AP (Rk, Pts), COACHES (Rk, Pts) and rows for dates from PS to Mar. 30.

WAKE FOREST ALL-TIME IN THE NATIONAL RANKINGS

Weeks Ranked in AP Poll..... 270
Weeks Ranked in AP Top 10..... 105
Weeks Ranked in AP Top 5..... 44

VS. NATIONALLY-RANKED OPPONENTS

Table showing performance vs. nationally-ranked opponents in 2008-09, Dino Gaudio Era, All-Time, vs. Top 10, and vs. Top 5.

WAKE FOREST AMONG NCAA LEADERS

Table with columns: Category, Stat, Rank and rows for Field Goal Pct., Scoring Offense, 3-pt FG Pct., etc.

JOHNSON, SMITH, TEAGUE HIT MILESTONES

James Johnson, Ishmael Smith and Jeff Teague all hit career milestones in 2008-09. Johnson pulled down his 500th career rebound, Smith dished out his 400th career assist, and Teague scored his 1,000th career point.

Teague scored his 1,000th point in Wake Forest's NCAA Tournament game against Cleveland State on March 20. The sophomore guard registered his 1,000th point with a free throw at the 2:35 mark of the second half. He ended the year with exactly 1,000 points in his two-year career.

Teague is the 45th Deacon in program history to reach the prestigious 1,000-point mark. Wake Forest currently ranks eighth among all Division I programs with 45 1,000-point scorers in school history.

Teague was also the 10th player in program history to reach 1,000 points after just two seasons. He is the first to accomplish the two-year feat since Robert O'Kelley had 1,041 points after his sophomore year in 1998-99.

Johnson pulled down rebound No. 500 in Wake Forest's ACC Tournament game against Maryland on March 13. Johnson, who has 508 career rebounds for an average of 8.3 per game, became the 32nd member of Wake Forest's 500 Rebound Club. The sophomore forward was the first to join since Kyle Visser finished with exactly 500 rebounds at the end of the 2006-07 season.

Smith became the seventh member of Wake Forest's 400 Assists Club when he dished out eight assists on Feb. 18 against Georgia Tech. The junior point guard ended the year with 427 career assists.

Smith became the first Deacon to surpass the 400 career assists mark since Randolph Childress (1991-95). Smith, who is 33 assists behind Frank Johnson (1977-81) for sixth place on the all-time list, has averaged 4.8 assists per game over his three-year career.

JOHNSON FINISHES SEASON STRONG

James Johnson stepped up as Wake Forest's go-to player late in the season. Over the team's final eight games, Johnson averaged 19.8 points and 10.6 rebounds per contest.

He shot 61.8 percent from the field during the stretch and had four double-doubles. Johnson scored 20+ points six times and had 10+ field goals four times over the last eight games.

Johnson had a career-best performance on Feb. 26 against NC State. He had a double-double with career-highs of 28 points and 18 rebounds and went 12-for-16 from the floor to lead the Deacons to an 85-78 victory.

Johnson was one of the best players in the ACC all season long. The Cheyenne, Wyo. native was rewarded for his efforts by being named third team All-ACC for the second straight season. He was the leading vote-getter on the third team and finished just outside of making the second team.

Johnson led the Deacons and ranked third in the ACC with 8.5 rebounds per game. He and freshman Al-Farouq Aminu combined to become the fourth-best rebounding duo in school history, averaging a combined 16.7 boards per game.

Johnson was second on the team with 15.0 points per game, and he posted 10 double-doubles to rank fourth in the league. Johnson also ranked among the conference leaders in defensive rebounds (6.0, 2nd), field goal percentage (.542, 3rd), blocks (1.5, 6th) and scoring (15.0, 17th).

In addition to earning All-ACC honors, Johnson was named as one of 30 mid-season candidates for the Naismith Trophy, and he was a preseason candidate for the Wooden Award.

TEAGUE RAKES IN MAJOR ACCOLADES

Jeff Teague had a breakout season in 2008-09 and collected his fair share of accolades to show for it. The sophomore guard became the 13th player in school history, and the first since Chris Paul in 2004-05, to earn All-America honors.

Teague was named an All-American by multiple organizations, including the USBWA (2nd team), the Sporting News (2nd), the NABC (2nd), FoxSports.com (3rd team) and the Associated Press (Honorable Mention).

Teague was also named a finalist for the Bob Cousy Award, the Wooden Award and the Oscar Robertson Trophy. He was selected as a mid-season candidate for the Naismith Trophy and was named first team NABC All-District.

He was a second team All-ACC pick by ACSMA, finishing just three points shy of earning first team honors.

Teague ranked fifth in the ACC in scoring (18.8 ppg), third in steals (1.9 spg) and seventh in assists (3.5 apg).

Teague tied for the ACC lead with three 30-point games on the year (vs. UNCW, at BYU, vs. UNC), and he scored 29+ points five times.

Dating back to the 2007-08 campaign, Teague has scored in double figures in 35 straight games, which stands as longest current streak in the ACC by 15 games. He has scored in double figures in 49 of his past 52 games. Over that span, Teague has had 18 games of 20 or more points, including 12 times this season.

In addition to scoring the ball himself, Teague also helped his teammates out. He led the Deacs with 110 assists, ranking him seventh in the ACC with 3.5 per game. He had six games with at least six assists this season.

Teague was also stellar on the defensive end, ranking third in the ACC with 1.9 steals per game. Teague ranked among the ACC leaders in field goal percentage (.485, 7th), free throw percentage (.817, 9th) and minutes played (32.0). If he had enough three-pointers to qualify, Teague's 44.1 percent mark from beyond the arc would have ranked second in the league.

The 6-2 Teague is no slouch on the boards, either, ranking fourth on the team with 3.3 rebounds per game.

AMINU IMPRESSIVE IN ROOKIE SEASON

Forward Al-Farouq Aminu established himself as one of the most talented freshmen in the country in 2008-09. The 6-9 forward was named to the Sporting News' five-man national All-Freshman Team and was chosen as a Freshman All-American by FoxSports.com.

Runner-up for ACC Rookie of the Year, Aminu was the only conference freshman to be named to the Sporting News' All-Freshman Team.

Aminu averaged 12.9 points and an ACC rookie-best 8.2 rebounds per game. On the team, he was second with 38 blocks, third in steals with 30 and fourth in assists with 46.

Aminu led all ACC freshmen in rebounding, was second among the league rookies in scoring and finished third in minutes played.

Aminu's 10 double-doubles this season were the most by an ACC freshman, more than doubling the combined total of the rest of the rookies. He also ranked fourth in double-doubles among all conference players.

The Norcross, Ga., native was named ACC Rookie of the Week a school-record five times this year, picking up the honors on Dec. 1, Jan. 5, Jan. 19, Feb. 2 and March 9. Aminu, Chris Paul and Jeff Teague are the only Deacons to win multiple Rookie of the Week awards in the past 10 seasons.





2008-09 WAKE FOREST BASKETBALL SEASON IN REVIEW

WILLIAMS EARNS ACC ALL-DEFENSE HONORS

Junior L.D. Williams served as the Demon Deacons' top lockdown defender in 2008-09 and was rewarded for his efforts. Williams was named to the ACC All-Defensive Team, becoming the first Deacon since Josh Howard in 2002-03 to earn first team All-Defense honors.

Williams led one of the stingiest defenses in the country. The Deacons ranked third in the ACC in field goal percentage defense (.398). Wake also led the ACC and ranked 17th nationally in three-point percentage defense (.304). The Deacs held opponents under 40 percent shooting 18 times on the year.

SMITH TURNS UP SCORING AT END OF YEAR

Known more for his ball distribution skills, junior point guard Ishamel Smith turned up his scoring output towards the end of the season in 2008-09.

Over the final nine games, Smith scored in double figures seven times and averaged 11.2 points per game, which was five points more than his season average.

Smith scored 18 points in a Feb. 26 win against NC State. The total was one point off his career-high and matched his best for a regulation game (12/23/07 vs. Virginia Tech).

During the season-ending stretch, Smith shot 51.3 percent from the floor and went 18-for-21 at the free throw line for 85.7 percent. He also helped his teammates out by averaging 3.9 assists per game during the stretch.

Smith, who missed the entire preseason and the first two games of the year due to a foot injury, dished out 100 assists for an average of 3.4 per game. He ranked fourth in the ACC in assist-to-turnover ratio (1.7) and was eight in assists.

HALE MOVES UP THREE-POINT FG LIST

Senior Harvey Hale moved up Wake Forest's career three-point field goal list in his final season on campus. Hale passed Steven Goolsby (1995-98) to finish in eighth place on the all-time list with 129 career three-pointers.

Hale went 129-for-414 (31.2 percent) from beyond the arc in his career. He began the season 13th on the school's career list with 107 three-pointers and went 22-for-67 (32.8 percent) in 2008-09. Hale also ranks seventh at Wake Forest in career three-point field goal attempts with 414.

BIG GAME GAUDIO

Dino Gaudio has quickly earning the reputation as a big-game coach. In his second season at the helm in 2008-09, Gaudio led Wake Forest to three wins against top 10-ranked opponents and a 5-1 mark against ranked competition.

In 2008-09, Gaudio and the Deacs beat No. 3 North Carolina, No. 9 Clemson, No. 1 Duke, No. 25 Florida State and No. 18 Clemson.

In 2007-08, an unranked Wake Forest squad led by Gaudio knocked off No. 2 Duke at home.

Gaudio is 109-144 following his eighth season as a head coach. After two years of leading the Deacs, Gaudio is 41-20, winning 67.2 percent of his games at Wake Forest.

Gaudio's Deacs have been especially potent at home during his tenure, posting a record of 29-3 at the Joel Coliseum.

When Wake Forest ascended to the No. 1 ranking in the Jan. 19 AP Poll, Gaudio became the third-fastest ACC head coach to have his team voted No. 1. It took Gaudio just 46 games to reach the nation's top spot, trailing only Bill Guthridge (10 games at UNC in 1997-98) and Matt Doherty (21 games at UNC in 2000-01).

FOUR DEACONS EARN ACC HONORS

Sophomores Jeff Teague and James Johnson were named All-ACC, Al-Farouq Aminu was named to the ACC All-Freshman Team and L.D. Williams was selected to the ACC All-Defensive Team, as announced by the Associated Press on March 9.

Teague was named second team All-ACC. In a voting panel of 76 media members, Teague received 185 points. He finished just three points behind Miami's Jack McClinton for the final spot on the All-ACC first team.

Johnson was named third team All-ACC for the second straight season. He received 100 points, which made Johnson the highest vote-getter on the third team and just 16 points behind Maryland's Greivis Vasquez on the second team.

Aminu was a unanimous selection for the ACC All-Freshman Team. He was one of two freshmen, along with Virginia's Sylvan Landesberg, to be a unanimous selection to the team.

Williams was one of five players chosen to the ACC All-Defensive Team. The Deacons' top lockdown defender, Williams received 26 votes after leading one of the stingiest defenses in the country this season.

At least one Demon Deacon has earned All-ACC honors 12 consecutive seasons and in 19 out of the last 20 seasons.

DEACONS IN THE NATIONAL POLLS

Wake Forest finished the season ranked No. 12 in the Associated Press Top 25 Poll. The Deacons received 997 points in the final AP poll, released prior to the NCAA Tournament.

The Deacs spent each of the 19 weeks of the season in the Top 25, starting with a preseason ranking of No. 21 (AP) and No. 24 (USA Today). Wake spent 12 weeks in the top 10 of each poll, including 10 straight weeks from Dec. 15 - Feb. 16.

Wake Forest was ranked No. 1 in both polls on Jan. 12, marking the first time since November 2004 that the Deacs held the top spot in the nation.

WAKE ENDS REGULAR SEASON ON A ROLL

Wake Forest ended the regular season on fire, winning six of its final seven games. In the final three weeks prior to the ACC Tournament, the Deacons posted two road victories and won three games in six days from Feb. 26 - March 3.

During the seven-game stretch to end the regular season, Wake Forest scored an average of 82.9 points per contest and shot 51.6 percent from the field. The Deacons were also spot on at the foul line, shooting 74.4 percent and making 19.1 free throws per game during the stretch.

Wake Forest out-rebounded its last seven regular season opponents by an average margin of +10.9.


WAKE FOREST DEFENDS ITS HOME TURF

Wake Forest was virtually unbeatable at home in 2008-09, going 14-1 at the Lawrence Joel Coliseum. That record included two wins over top three-ranked competition.

The Deacons scored an average of 84.6 points per game at home and had a scoring margin of +17.9. Wake shot 51.6 percent from the field and 73.3 percent at the foul line at home. Wake's home turnover margin was +2.3.

The Deacons have won 33 of their last 36 games at the arena since Feb. 6, 2007. Under Dino Gaudio, Wake Forest is 29-3 at the Joel, winning over 90 percent of its home games in the past two seasons.

In 20 seasons playing at the Joel, the Deacons are 255-56 (.820) all-time in the venue including a 110-48 (.696) mark against ACC opponents.



CAREER GAMES PLAYED/STARTED

	GP	GS
Al-Farouq Aminu	31	30
Gary Clark	53	0
Harvey Hale	124	47
Bobby Hoekstra	18	0
James Johnson	61	59
Mike Lepore	19	0
Chas McFarland	76	56
Ishmael Smith	90	60
Jeff Teague	61	52
Ty Walker	11	0
David Weaver	90	3
L.D. Williams	88	87
Tony Woods	30	1

GAMES STARTED STREAKS

	CURRENT	LONG
Al-Farouq Aminu	2	28
Gary Clark	0	0
Harvey Hale	0	9
James Johnson	32	32
Chas McFarland	0	36
Ishmael Smith	0	58
Jeff Teague	34	34
Ty Walker	0	0
David Weaver	0	1
L.D. Williams	38	49
Tony Woods	1	1

CAREER DOUBLE-DOUBLES

Player	2008-09	Career
James Johnson	10	18
Al-Farouq Aminu	10	10
L.D. Williams	1	5
Ishmael Smith	0	4
Chas McFarland	1	3

RECORDS VS. CONFERENCES

Conference	All-Time	08-09
ACC	550-693	11-6
*ACC Atlantic Div.	275-268	7-2
*ACC Coastal Div.	275-425	4-4
Atlantic 10	88-62	1-0
Big 12	11-5	1-0
Big South	52-6	1-0
Big Ten	16-15	1-0
Big West	1-0	1-0
Colonial Athletic Assoc.	52-12	1-0
Conference USA	18-5	2-0
Horizon League	2-2	1-1
MEAC	18-0	2-0
Mountain West	13-5	1-0
Patriot League	21-5	1-0

*ACC divisions are used for the sports of football and baseball only.





2008-09 WAKE FOREST BASKETBALL SEASON IN REVIEW



2008-09 ACC AWARDS

ALL-ACC TEAMS

First Team

Tyler Hansbrough, UNC*	228
Toney Douglas, FSU	226
Ty Lawson, UNC	224
Gerald Henderson, DU	210
Jack McClinton, UM	188

Second Team

Jeff Teague, WFU	185
Trevor Booker, CU	156
Tyrese Rice, BC	151
Kyle Singler, DU	128
Greivis Vasquez, MD	116

Third Team

James Johnson, WFU	100
Malcolm Delaney, VT	83
A.D. Vassallo, VT	81
Danny Green, UNC	48
Gani Lawal, GT	46

Honorable Mention

Wayne Ellington, UNC	41
K.C. Rivers, CU	33
Sylvan Landesberg, UVA	15

ACC ALL-FRESHMAN TEAM

Sylvan Landesberg, UVA*	76
Al-Farouq Aminu, WFU*	76
Iman Shumpert, GT	70
Solomon Alabi, FSU	59
Ed Davis, UNC	55

Honorable Mention

Chris Singleton, FSU	21
----------------------	----

ACC ALL-DEFENSIVE TEAM

Trevor Booker, CU	67
Toney Douglas, FSU	67
Solomon Alabi, FSU	53
Danny Green, UNC	28
L.D. Williams, WFU	26

Honorable Mention

Ty Lawson, UNC	20
Gani Lawal, GT	17
Courtney Fells, NCSU	16
Gerald Henderson, DU	15

ACC Player of the Year

Ty Lawson, North Carolina

ACC Rookie of the Year

Sylvan Landesberg, Virginia

ACC Coach of the Year

Leonard Hamilton, Florida State

ACC Defensive Player of the Year

Toney Douglas, Florida State

* Denotes unanimous selection.

WAKE STATS AMONG BEST IN SCHOOL HISTORY

Finishing among the nation's best in a number of statistical categories, Wake Forest turned in season performances that will go down ranked as some of the best in the 103-year history of the basketball program.

Wake Forest's scoring margin of +10.2 was the third-highest in school history. It marked just the fourth season ever that the Deacons turned in a scoring margin of +10.0 or better.

The Deacons also shot the lights out, leading the ACC with a 49.0 percent mark. That is Wake's fourth-highest percentage since the advent of the three-point line (1986-87) and its best mark since shooting 49.1 percent in 2004-05.

On the defensive end, Wake Forest held opponents to a 39.8 percent mark from the field. That is the second-lowest percentage since a 36.4 mark in 1996-97 when Tim Duncan was a senior. This season's mark is also the fifth-lowest in the past 52 seasons (since 1957-58).

Wake Forest pulled down an average of 40.7 rebounds per game. That total is the Deacons' second-highest rebounding average in the past 35 seasons (since 1973-74). During that span, Wake Forest averaged 40 rebounds or more just two previous times (40.6 rpg in 1975-76; 41.7 rpg in 2002-03).

Category	Mark	Note
Scoring Margin	+10.2	3rd best in program history 4th time ever at +10.0 or better
Field Goal Pct	.490	Best since .491 in 2004-05 4th highest in 3-Point Era
FG Pct Defense	.398	2nd lowest since 1996-97 5th lowest in past 52 seasons
Rebounding Avg	40.7	2nd highest in past 35 seasons 3rd time in last 35 seasons at +40.0 or better

DEACONS SHOWED SHOOTER'S TOUCH

Wake Forest posted one of the best field goal percentages in the country in 2008-09. The Deacons shot 49.0 percent on the year, which led the ACC and ranked fourth nationally.

That mark is Wake's fourth-highest percentage since the advent of the three-point line (1986-87).

The Deacs shot 50 percent or better in 17 games and out-shot their opponent 28 times on the year.

Each of the Deacons' five starters shot 47 percent or better, led by James Johnson's 54.2 percentage which ranked fourth in the ACC. Starters Al-Farouq Aminu (51.6) and Chas McFarland (52.2) also shot better than 50 percent from the field, while Tony Woods shot 56.3 percent off the bench.

As a team, the Deacs shot above 50 percent in 16 games in 2008-09, including four of the final six games of the regular season. In 2007-08, Wake Forest was above 50 percent in just five games the entire season.

When looking just at two-point field goal attempts, Wake Forest shot 53.6 percent (780-of-1455).

WAKE DEFENSE ONE OF NATION'S BEST

Wake Forest featured one of the nation's most stout all-around defenses. The Deacons ranked third in the ACC and 31st in the country in field goal percentage defense.

Opponents shot 39.8 percent from the field, including a league-low 30.4 percent from three-point range. The Deacons ranked 17th nationally in three-point percentage defense.

Wake Forest's opponents had just 13 games shooting 40 percent or better from the floor and just three at 50 percent or above (vs. Virginia Tech; at Duke; vs. Clemson).

Wake's opponents took nearly double the amount of three-point attempts than the Deacons did at 681-394.

The Deacons ranked 25th in the country in opponents' points per possession. Wake Forest limited foes to just 0.94 points per offensive possession in 2008-09.

A bevy of blocked shots and steals also helped the Deacon defense. Wake averaged 5.7 blocks per game to rank third in the ACC and 12th in the country. The Deacs were fourth in the ACC and 36th nationally with 8.3 steals per game.

WAKE CONTROLLED THE PAINT

The Deacons' shooting prowess in 2008-09 can likely be traced to the team's advantage in the paint. Wake Forest used its size on the inside and its quickness on the perimeter to score 1,351 points in the paint on the year.

The points in the paint total accounted for 54.1 percent of the team's 2,510 points on the season.

Wake Forest's opponents scored 847 points in the paint, which was 38.6 percent of their combined total production.

On average, the Deacons outscored their opponents 44-27 in the paint each game. Wake Forest was never outscored in the paint in a single game and scored a season-high 76 points in the paint on Nov. 19 against UNC Wilmington.

Wake Forest attempted 394 three-pointers on the year (12.7 attempts per game), compared to 681 for its opponents (22.0 per game).

The Deacons attempted more than 15 three-pointers just six times and took 10 or less eight times. Wake's opponents took at least 20 attempts from beyond the arc in all but eight games on the year.

DEACONS FOCUSED ON INSIDE SCORING

In comparing the numbers from 2007-08 to 2008-09, it was apparent that Wake Forest shifted its offensive focus to scoring inside and not relying on the three-pointer.

In 2007-08, the Deacons took 33.0 percent of their field goal attempts from beyond the arc and scored 26.2 percent of their points on three-pointers.

In 2008-09, Wake Forest took just 21.3 percent of its total field goal attempts from beyond the arc and 15.1 percent of the team's points were scored on three-pointers.

In terms of paint production, Wake Forest scored over 10 more points per game in the paint in 2008-09. In 2007-08, the Deacs scored 33.1 points in the paint per game, compared to 43.6 in 2008-09.

DEACONS GOT TO FREE THROW LINE

Wake Forest made it to the free throw line more often than its opponents in 2008-09. The Deacons took 804 free throw attempts, compared to 633 for their opponents.

The Deacons averaged 25.9 free throw attempts per game, which led the ACC. Wake's opponents averaged 20.4 free throw attempts per game, which was over 20 percent less attempts than the Deacons took.

Wake Forest shot 71.1 percent (572-of-804) on free throws, its best mark in the past five seasons. Wake's opponents shot 70.5 percent (446-of-633) from the charity stripe.

The Deacons were 30th in the country in made free throws and 29th nationally in free throw attempts.

The Deacs averaged 18.5 points per game at the line, while their opponents scored 14.4 points per game on free throws.

Wake had at least 22 free throw attempts in 21 games this season and shot above 70 percent 18 times.





DEMON DEACON BASKETBALL

2008-09 WAKE FOREST BASKETBALL SEASON IN REVIEW

DEACS POST BEST START IN SCHOOL HISTORY

By winning its first 16 games in 2008-09, Wake Forest posted the best start to a year in program history. The previous record was a 15-0 mark to start the 1926-27 campaign.

The Deacons were the last remaining unbeaten team in the country until they suffered their first loss, a 78-71 setback to Virginia Tech on Jan. 21 in Winston-Salem.

The Deacons finished the non-conference portion of their regular season schedule unbeaten, going 13-0. It marked the first time since 1996-97 that Wake Forest had not lost a regular season non-conference game.

DEACONS NOT SHORT ON QUALITY WINS

Wake Forest turned in arguably as many quality wins in 2008-09 as any team in the country. The Demon Deacons went 5-1 against ranked opponents, including three wins against top 10-ranked competition.

The Deacs posted their most wins against ranked opponents in a season since going 6-3 in 2004-05.

In 2008-09, Wake Forest beat No. 3 North Carolina on Jan. 11, No. 9 Clemson on Jan. 17, No. 1 Duke on Jan. 28, No. 25 Florida State on Feb. 14 and No. 18 Clemson on March 8.

The Deacs also picked up a tough road win at Brigham Young, snapping the Cougars' 53-game home court winning streak which stood as the nation's longest at the time.

The Deacons' only loss to a ranked foe came on Feb. 22 as No. 9 Duke tripped up Wake Forest in Durham.

WAKE VS. THE NCAA TOURNEY FIELD

Wake Forest posted a 10-2 record against teams that earned a spot in the 2009 NCAA Tournament. During one stretch from Dec. 30 through Jan. 17, the Deacons played five consecutive games against teams that made the field of 65 and won all five.

Opponent	Record Vs.	Site	NCAA Seed
Boston College	2-0	A,H	#7
Brigham Young	1-0	A	#8
Maryland	1-1	A (w),N (l)	#10
Florida State	1-0	H	#5
Duke	1-1	H (w),A (l)	#2
North Carolina	1-0	H	#1
Radford	1-0	H	#16
Clemson	2-0	A,H	#7

BEST WEEK EVER?

Was the week of January 11-17 the most successful week ever in the 103-season history of Wake Forest basketball? A solid case could be made that it was the best ever, although the point is definitely arguable.

The Deacons started out the week by beating No. 3-ranked and eventual ACC regular season champion North Carolina on Sunday. Wake Forest then went to Boston College and picked up its first-ever defeat of the Eagles on Wednesday.

Finally, in a much-hyped battle of unbeaten teams, the Deacons took down No. 9-ranked Clemson on the road in front of a frenzied sellout crowd at Littlejohn Coliseum on Saturday.

The last time that Wake Forest defeated two top 10-ranked foes in one week came during the 1975-76 season. In the Big Four Tournament in Greensboro, the Deacs knocked off No. 3 North Carolina and then No. 9 NC State on consecutive days on Jan. 2-3, 1976. Earlier that same week, Wake picked up non-conference wins over Florida and Rhode Island.

WAKE POSTS 10TH 20-WIN REGULAR SEASON

Wake Forest finished the regular season 24-5 to post its 10th 20-win regular season in program history. The Demon Deacons finished with the second-most regular season wins ever, trailing only the 2004-05 squad that went 26-4.

The Deacs also finished 11-5 in the ACC, posting double-digit ACC wins for the first time since 2004-05 (13-3) and just the third time in the past 12 seasons (13-3 in 2002-03).

DEACS SNAP BYU'S 53-GAME WIN STREAK

Wake Forest's Jan. 3 win at Brigham Young snapped the Cougars' 53-game home court winning streak, which had stood as the nation's longest. BYU had not lost at the Marriott Center since Nov. 18, 2005, against Loyola-Marymount.

Ranked No. 6 coming into the game, the Deacons were the highest-ranked non-conference opponent to ever play at BYU and the first top-10 team to play in Provo since 1984.

WAKE FOREST KNOCKS OFF NO. 1

Wake Forest's 70-68 defeat of Duke on Jan. 28 marked the Deacons' fifth all-time win against the No. 1-ranked team in the country. The defeat of the Blue Devils marked Wake's first defeat of No. 1 since Feb. 23, 1992, when the Deacons beat Duke at home. The win was the first time Wake earned a defeat of a No. 1 team when playing as a ranked team.

TRIPLE THE DOUBLE-DOUBLES

Al-Farouq Aminu (13p, 12r), James Johnson (14p, 14r) and L.D. Williams (15p, 10r) each posted double-doubles in Wake Forest's 87-74 defeat of Baylor on Nov. 30 in the championship game of the 76 Classic in Anaheim.

It was the first time three Deacons had posted double-doubles in the same game since Dec. 1, 2002, vs. Temple. Josh Howard (16p, 11r), Vytas Danelius (14p, 14r) and Eric Williams (19p, 10r) accomplished the feat in the 83-76 home victory.

ACC PRESEASON PREDICTIONS

Wake Forest was picked to finish third in the ACC in 2008-09 by a vote of the media members attending the 2008 ACC Operation Basketball on Oct. 26 in Atlanta.

This marked the highest Wake had been picked in the pre-season since being slotted third prior to the 2005-06 season. It also marked the fourth time in the last six pre-season polls that Wake had been picked to finish in the top three in the ACC.

The Deacs finished higher than predicted, going 11-5 in the ACC to tie with Duke for second place in the final standings.

Al-Farouq Aminu was voted as the Preseason ACC Rookie of the Year. Aminu finished runner-up to Virginia's Sylvan Landesberg for ACC Rookie of the Year honors.

WAKE FOREST'S 2009 RECRUITING CLASS

Wake Forest signed three prospective student-athletes to NLI's. C.J. Harris (Winston-Salem, N.C.) and Ari Stewart (Marietta, Ga.) inked their commitments to the Deacons in November, while Konner Tucker (Fort Worth, Texas) signed in April.

Harris is a 6-2 combo guard out of Winston-Salem's Mount Tabor High School. He was ranked by ESPN as the No. 16 point guard in the class of 2009.

Stewart is a 6-7 forward out of Wheeler High School in Marietta, Ga. He was rated by Rivals as the No. 11 small forward and No. 53 overall prospect in the class.

Tucker is a 6-4 guard who is a junior college transfer from Lon Morris College and will be a sophomore in 2009-10.



STATISTICAL COMPARISON

	07-08	08-09
Record	17-13	24-7
Conference Record	7-9	11-5
Scoring Offense	72.2	81.0
Scoring Defense	69.4	70.7
Scoring Margin	+2.8	+10.2
Rebounding Offense	36.8	40.7
Rebounding Defense	37.4	34.8
Rebound Margin	-0.6	+5.9
FG Percentage	.433	.490
3-pt FG Percentage	.316	.320
FT Percentage	.665	.711
FG Percentage Defense	.429	.398
3-Pointers Per Game	6.3	4.1
Assists Per Game	11.9	13.1
Turnovers Per Game	14.4	15.9
Turnover Margin	+3.2	-0.2
Assist/Turnover Ratio	0.8	0.8
Blocked Shots pg	5.2	5.7
Steals pg	8.1	8.3
Avg. Home Attend.	11,899	12,122

WAKE FOREST VS. THE ACC

Opponent	GP	W	L
Boston College	9	2	7
Clemson	149	97	52
Duke	233	77	156
Florida State	39	23	16
Georgia Tech	67	35	32
Maryland	116	55	62
Miami	9	7	2
North Carolina	215	64	151
NC State	229	98	131
Virginia	125	66	59
Virginia Tech	51	26	25
Totals	1,243	550	693

DINO GAUDIO VS. THE ACC

Opponent	GP	W	L
Boston College	3	2	1
Clemson	4	2	2
Duke	4	2	2
Florida State	5	3	2
Georgia Tech	4	1	3
Maryland	4	1	3
Miami	2	1	1
North Carolina	2	1	1
NC State	4	2	2
Virginia	4	2	2
Virginia Tech	3	1	2
Totals	39	18	21
At Wake Forest	34	18	16





DEMON DEACON BASKETBALL

2008-09 WAKE FOREST BASKETBALL SEASON IN REVIEW



ACC TEAM LEADERS

(Final)

CATEGORY	STAT	RANK
Scoring Offense	81.0	2nd
<i>ACC Games Only</i>	79.3	2nd
Scoring Defense	70.7	9th
<i>ACC Games Only</i>	75.1	8th
Scoring Margin	+10.2	4th
<i>ACC Games Only</i>	+4.3	4th
Field Goal Pct.	.490	1st
<i>ACC Games Only</i>	.485	1st
3-Point Pct.	.320	11th
<i>ACC Games Only</i>	.328	10th
3-Point FGs Made	4.1/gm	12th
<i>ACC Games Only</i>	4.1/gm	12th
Free Throw Pct.	.711	9th
<i>ACC Games Only</i>	.720	6th
FG Pct Defense	.398	3rd
<i>ACC Games Only</i>	.419	2nd
3-Point Pct Defense	.304	1st
<i>ACC Games Only</i>	.315	1st
Rebounding Offense	40.7	2nd
<i>ACC Games Only</i>	38.8	2nd
Rebounding Defense	34.8	6th
<i>ACC Games Only</i>	34.8	2nd
Rebounding Margin	+5.9	2nd
<i>ACC Games Only</i>	+4.0	2nd
Blocked Shots	5.7	3rd
<i>ACC Games Only</i>	5.3	2nd
Assists	13.1	9th
<i>ACC Games Only</i>	11.9	10th
Steals	8.3	4th
<i>ACC Games Only</i>	7.7	6th
Turnover Margin	-0.2	5th
<i>ACC Games Only</i>	-1.5	9th
Assist/Turnover Ratio	0.8	11th
<i>ACC Games Only</i>	0.8	12th

ACC TEAMS IN THE 2009 NCAA TOURNAMENT

Midwest Regional

- #4 Wake Forest - 1st round
- #7 Boston College - 1st round

East Regional

- #2 Duke - Sweet 16
- #5 Florida State - 1st round

South Regional

- #1 North Carolina - National Champions
- #7 Clemson - 1st round

West Regional

- #10 Maryland - 2nd round

ACC INDIVIDUAL LEADERS

(Final)

JEFF TEAGUE

Steals	1.9/gm	3rd
<i>ACC Games Only</i>	1.7	6th
Scoring	18.8/gm	5th
<i>ACC Games Only</i>	19.3	7th
Assists	3.5/gm	7th
<i>ACC Games Only</i>	3.1	NR
Field Goal Pct.	.485 (180-371)	7th
<i>ACC Games Only</i>	.460 (92-200)	NR
Free Throw Pct.	.817 (179-219)	9th
<i>ACC Games Only</i>	.814 (96-118)	10th
Minutes Played	32.0/gm	NR
<i>ACC Games Only</i>	33.6	10th

JAMES JOHNSON

Defensive Rebounds	6.0/gm	2nd
<i>ACC Games Only</i>	6.2	2nd
Rebounding	8.5/gm	3rd
<i>ACC Games Only</i>	8.6	4th
Field Goal Pct.	.542 (187-345)	3rd
<i>ACC Games Only</i>	.558 (101-181)	1st
Blocked Shots	1.5/gm	6th
<i>ACC Games Only</i>	1.6	5th
Scoring	15.0/gm	17th
<i>ACC Games Only</i>	15.5	14th

AL-FAROOU AMINU

Defensive Rebounds	5.9/gm	4th
<i>ACC Games Only</i>	5.7	4th
Rebounding	8.2/gm	5th
<i>ACC Games Only</i>	7.8	7th

ISHMAEL SMITH

Assist/Turnover Ratio	1.7	4th
<i>ACC Games Only</i>	1.6	7th
Assists	3.4/gm	8th
<i>ACC Games Only</i>	3.5	6th

CHAS McFARLAND

Rebounding	5.8/gm	20th
<i>ACC Games Only</i>	5.5	NR

DEACONS IN PRO BASKETBALL

DEACONS IN THE NBA

Player	Yrs. at Wake	Professional Team
Tim Duncan	1994-97	San Antonio Spurs
Josh Howard	2000-03	Dallas Mavericks
Chris Paul	2004-05	New Orleans Hornets
Darius Songaila	1999-02	Washington Wizards

DEACONS IN THE NBADL

Player	Yrs. at Wake	Professional Team
Chris Ellis	2003-06	Sioux Falls Skyforce
Trent Strickland	2003-06	Rio Grande Valley Vipers

DEACONS PLAYING OVERSEAS

Player	Yrs. at Wake	Professional Team
Randolph Childress	1990-95	Cimberio VA (ITA)
Taron Downey	2002-05	Eiffel Towers (NED)
Justin Gray	2003-06	Nymburk (CZE)
Jamaal Levy	2002-05	Estudiantes BB (ARG)
Ervin Murray	1999-02	Bravos (MEX)
Trelonnie Owens	1990-94	Paysandu (URU)
Rafeal Vidauretta	1998-01	A.G. Fuenla (ESP)
Kyle Visser	2004-07	NY Phantoms (GER)
Eric Williams	2003-06	Air AV (ITA)

ACC STANDINGS

(Final)

TEAM	CONFERENCE	OVERALL
North Carolina	13-3 .812	34-4 .895
Wake Forest	11-5 .688	24-7 .774
Duke	11-5 .688	30-7 .811
Florida State	10-6 .625	25-10 .714
Clemson	9-7 .562	23-9 .719
Boston College	9-7 .562	22-12 .647
Maryland	7-9 .438	21-14 .600
Virginia Tech	7-9 .438	19-15 .559
Miami	7-9 .438	19-13 .594
NC State	6-10 .375	16-14 .533
Virginia	4-12 .250	10-18 .357
Georgia Tech	2-14 .125	12-19 .387

WAKE FOREST QUICK FACTS

GENERAL INFORMATION

Name of School	Wake Forest University
City (Zip)	Winston-Salem, N.C. (27109)
Founded	1834 in Wake Forest, N.C.
Enrollment	4,476 (undergraduate)
Nickname	Demon Deacons
School Colors	Old Gold & Black
Fight Song	"O Here's To Wake Forest"
Arena	Lawrence Joel Veterans Memorial Coliseum
Capacity / Opened	14,665 / 1989-90
Conference	Atlantic Coast Conference
President	Dr. Nathan O. Hatch
Faculty Athletic Representative	Dr. Richard Carmichael
Athletics Director	Ron Wellman
Athletic Department Phone	(336) 758-5616
Ticket Office Phone	(888) 758-DEAC
Press Row Phone	(336) 727-2945

BASKETBALL STAFF

Head Coach	Dino Gaudio
Associate Head Coach	Jeff Battle
Assistant Coach	Pat Kelsey
Assistant Coach	Mike Muse
Director of Basketball Operations	Walt Corbean
Assistant Coordinator of Operations	Ryan Reynolds
Team Videographer	Tony Hanson

RADIO INFORMATION

Radio Network	Wake Forest ISP Radio Network
ISP Sports Phone Number	(336) 768-3400
Play-By-Play Announcer	Stan Cotten
Phone/Email	(336) 758-4515 / scotten@ispsports.com
Color Analyst	Mark Freidinger
Phone/Email	(336) 765-6647 / dingermark@peoplepc.com

2008-09 Network Affiliates:

**WBRF-FM 98.1	(Galax, VA, Triad)
WZTK-FM 101.1	(Burlington/Greensboro/Raleigh)
WZGM-AM 1350	(Black Mountain)
WGNC-AM 1450	(Gastonia)
WLXN-AM 1440	(Lexington)
WLON-AM 1050	(Lincolnton)
WBRM-AM 1250	(Marion)
WWNB-AM 1490	(New Bern)
WRMT-AM 1490	(Rocky Mount)
WKRY-FM 96.7	(Roxboro)
WSTP-AM 1490	(Salisbury)
WOHS-AM 730	(Shelby)
** Flagship Station	





2008-09 WAKE FOREST BASKETBALL SEASON IN REVIEW

THE LAST TIME...

A PLAYER SCORED 30 OR MORE POINTS:

Wake Forest: Jeff Teague (34), vs. North Carolina, Jan. 11, 2009
Opponent: Gerald Henderson (35), Jon Scheyer (30), at Duke, Feb. 22, 2009

A PLAYER SCORED 35 OR MORE POINTS:

Wake Forest: Justin Gray (38), at Maryland, Jan. 15, 2006
Opponent: Gerald Henderson (35), at Duke, Feb. 22, 2009

A PLAYER SCORED 40 OR MORE POINTS:

Wake Forest: Randolph Childress (40), vs. Duke, Mar. 10, 1995 (ACCT)
Opponent: J.R. Reynolds (40), at Virginia, Jan. 21, 2007

TWO OR MORE PLAYERS SCORED 20+ POINTS:

Wake Forest: Al-Farouq Aminu (21), James Johnson (21) vs. Clemson, March 8, 2009
Opponent: Norris Cole (22), J'Nathan Bullock (21), vs. Cleveland State, March 20, 2009

THREE OR MORE PLAYERS SCORED 20+ POINTS:

Wake Forest: Taron Downey (27), Eric Williams (23), Chris Paul (22), vs. West Virginia, Mar. 19, 2005 (2OT, NCAAT)
Opponent: Von Wafer (30), Al Thornton (26), Todd Gal-loway (21), at Florida State, Jan. 18, 2005 (OT)

TWO OR MORE PLAYERS SCORED 25+ POINTS:

Wake Forest: Jeff Teague (27), Al-Farouq Aminu (26), vs. Boston College, Feb. 8, 2009
Opponent: Gerald Henderson (35), Jon Scheyer (30), at Duke, Feb. 22, 2009

TWO OR MORE PLAYERS SCORE 30+ POINTS:

Wake Forest: Charlie Davis (30), Gil McGregor (31), vs. Georgetown, Dec. 29, 1970
Opponent: Gerald Henderson (35), Jon Scheyer (30), at Duke, Feb. 22, 2009

A PLAYER HAD CONSECUTIVE 30+ POINT GAMES:

Wake Forest: Jeff Teague, 30 at BYU on Jan. 3, 2009; 34 vs. North Carolina on Jan. 11, 2009

FIVE PLAYERS SCORE IN DOUBLE FIGURES:

Wake Forest: at East Carolina, Dec. 22, 2008
Opponent: vs. NC State, Feb. 26, 2009

SIX OR MORE PLAYERS SCORE IN DOUBLE FIGURES:

Wake Forest: vs. Georgia Tech (7), Mar. 8, 2007 (2OT, ACCT)
Opponent: at Boston College (6), Jan. 12, 2008

A PLAYER SCORED 20+ POINTS COMING OFF THE BENCH:

Wake Forest: Al-Farouq Aminu (21), vs. Clemson, March 8, 2009
Opponent: Nolan Smith (21), Duke, Feb. 17, 2008

A PLAYER SCORED 20+ POINTS AND GRABBED 20+ REBOUNDS:

Wake Forest: Eric Williams (22p, 20r), at Clemson, Jan. 11, 2006 (OT)
Opponent: Horace Grant (33p, 20r), at Clemson, Feb. 18, 1987

TWO PLAYERS HAD DOUBLE-DOUBLES:

Wake Forest: Al-Farouq Aminu (15p, 10r), James Johnson (13p, 11r), vs. Duke, Jan. 28, 2009
Opponent: Gani Lawal (25p, 10r), Alade Aminu (10p, 13r), Georgia Tech, Jan. 31, 2009

THREE PLAYERS HAD DOUBLE-DOUBLES:

Wake Forest: Al-Farouq Aminu (13p, 12r), James Johnson (14p, 14r), L.D. Williams (15p, 10r), vs. Baylor, Nov. 30, 2008
Opponent: Raymond Felton (22p, 11a), Sean May (15p, 11r), Jawad Williams (17p, 12r), at North Carolina, Dec. 20, 2003 (3OT)

A PLAYER GRABBED 15+ REBOUNDS:

Wake Forest: James Johnson (18), vs. NC State, Feb. 26, 2009
Opponent: Artsiom Parakhouski (16), vs. Radford, Dec. 30, 2008

A PLAYER GRABBED 18+ REBOUNDS:

Wake Forest: James Johnson (18), vs. NC State, Feb. 26, 2009
Opponent: Carlos Boozer (18), at Duke, Jan. 19, 2002

A PLAYER GRABBED 20+ REBOUNDS:

Wake Forest: Eric Williams (20), at Clemson, Jan. 11, 2006 (OT)
Opponent: Horace Grant (20), at Clemson, Feb. 18, 1987

A PLAYER HAD 10+ ASSISTS:

Wake Forest: Ishmael Smith (11), vs. Presbyterian, Jan. 2, 2008
Opponent: Deron Williams (11), at Illinois, Dec. 1, 2004

A PLAYER HAD FIVE+ STEALS:

Wake Forest: Al-Farouq Aminu (5), at Georgia Tech, Jan. 31, 2009
Opponent: Demontez Stitt (5), at Clemson, Jan. 17, 2009

A PLAYER HAD FIVE+ BLOCKED SHOTS:

Wake Forest: Al-Farouq Aminu (5), vs. Indiana, Dec. 3, 2008
Opponent: Alade Aminu (6), at Georgia Tech, Jan. 31, 2009

A PLAYER HAD 10+ FIELD GOALS:

Wake Forest: James Johnson (10), vs. Clemson, March 8, 2009
Opponent: Gerald Henderson (11), at Duke, Feb. 22, 2009

A PLAYER MADE 10+ FREE THROWS:

Wake Forest: Chas McFarland (10), vs. Clemson, March 8, 2009
Opponent: Gerald Henderson (12), at Duke, Feb. 22, 2009

A PLAYER MADE 5+ 3-POINT FIELD GOALS:

Wake Forest: Harvey Hale (5), vs. Wright State, Dec. 14, 2008
Opponent: Dave Neal (5), at Maryland, Mar. 3, 2009

A PLAYER HAD A TRIPLE-DOUBLE:

Wake Forest: Tim Duncan (14p, 15r, 10b), vs. Maryland, Jan. 13, 1996
Opponent: Never

A TEAM SCORED 100+ POINTS:

Wake Forest: vs. UNC Wilmington (120), Nov. 19, 2008
Opponent: at Duke (101), Feb. 22, 2009

A TEAM SCORED 100 POINTS AND LOST:

Wake Forest: vs. West Virginia (105), Mar. 19, 2005 (2OT, NCAAT)
Opponent: Georgia Tech (112), Mar. 8, 2007 (2OT, ACCT)

A TEAM MADE 10+ 3-POINT FIELD GOALS:

Wake Forest: vs. Virginia (10), Feb. 9, 2008
Opponent: vs. Clemson (11), March 8, 2009

A TEAM SHOT 55 PERCENT OR BETTER FROM THE FIELD:

Wake Forest: vs. Clemson (59.6%), March 8, 2009
Opponent: at North Carolina (56.0%), Feb. 24, 2008

A TEAM SHOT 60 PERCENT OR BETTER FROM THE FIELD:

Wake Forest: at Duke (61.0%), Feb. 22, 2009
Opponent: at Boston College (66.1%), Jan. 12, 2008

A TEAM SCORED 50+ POINTS IN THE FIRST HALF:

Wake Forest: vs. Georgia Tech (50), Feb. 18, 2009
Opponent: at Duke (51), Feb. 22, 2009

A TEAM SCORED 50+ POINTS IN THE SECOND HALF:

Wake Forest: vs. Clemson (56), March 8, 2009
Opponent: at Duke (50), Feb. 22, 2009

A TEAM WON BY 35+ POINTS:

Wake Forest: at East Carolina (41), Dec. 22, 2008
Opponent: at Boston College (39), Jan. 12, 2008

A TEAM WON BY 40+ POINTS:

Wake Forest: at East Carolina (41), Dec. 22, 2008
Opponent: at NC State (41), Mar. 5, 1983

A TEAM WON BY 50+ POINTS:

Wake Forest: vs. John Carroll (51), Jan. 18, 1980
Opponent: North Carolina Pre-Flight (51), 1944-1945





2008-09 WAKE FOREST BASKETBALL SEASON IN REVIEW



DINO GAUDIO HEAD COACH

2nd Year / 8th Season at Wake Ohio University, 1981

Entering his third season at the helm of the Wake Forest basketball program, Dino Gaudio has thrived under the most unfortunate of circumstances. After taking over for his longtime friend and mentor Skip Prosser, who died suddenly of a heart attack in the summer of 2007, Gaudio has quickly elevated the Demon Deacons back to national prominence. Gaudio has posted a 41-20 record in his two seasons as the head coach at Wake Forest, winning 67.2 percent of his games.

In each of his first two seasons at the helm, Gaudio has been recognized by a publication as being the ACC coach of the year. Rivals.com named Gaudio as its 2008 ACC Coach of the Year, while CBSsports.com tabbed Gaudio for the honor in 2009.

After debuting with a respectable 17-13 showing in 2007-08, Gaudio and the Deacons burst onto the national scene in 2008-09. Wake Forest finished 24-7 overall and 11-5 in the ACC. The Deacons spent the entire season ranked in the top 25, climbing all the way to the No. 1 ranking on Jan. 19 before finishing No. 12 in the final Associated Press poll.

Putting his own trademark of a stifling defense on the program, Gaudio became the third-fastest ACC head coach to have his team ranked No. 1, and he led Wake Forest to its first NCAA Tournament appearance in four seasons.

The fact that Gaudio was able to accomplish all that he has the past two years is nothing short of remarkable. It has been a whirlwind ride that began with one of the most difficult tasks in college basketball.

Gaudio assumed the reigns of a storied program that was not only grief-stricken in the wake of their former coach's death but one that featured a wealth of youth and very little veteran experience.

In each of his first two seasons, Gaudio featured the ACC's youngest starting lineup according to class year. That proved to be of little deterrence in the way of Gaudio and the Deacons' success.

In 2008-09, Gaudio returned almost his entire roster from the previous season—a roster full of players hungry to build on the prior year's work. The Deacons did that and then some, turning in one of the most successful seasons in program history.

Wake Forest finished the year 24-7 overall and 11-5 in the ACC to place second in the final conference standings.

The Deacons spent the entire season ranked in the top 25, beginning with a preseason ranking of No. 21 and ending at No. 12 in the final AP poll. Wake spent 12 weeks in the top 10 of each major national poll, including 10 straight weeks from Dec. 15 through Feb. 16.

Wake Forest ascended to the No. 1 ranking on Jan. 19, marking the first time since November 2004 and just

the third week ever that the Deacons held the top spot in the nation. The ascension to the No. 1 ranking was the third-fastest ever by an ACC head coach, as Gaudio needed just 46 games at Wake Forest to take the Deacs to No. 1.

Gaudio also led the Deacons to their best start in program history in 2008-09, as the team won its first 16 games and stood as the last remaining unbeaten team in Division I that season.

The Deacons continued their dominance at home under Gaudio last season. Wake Forest went 14-1 at the Joel Coliseum to improve to 29-3 (.906) at home under Gaudio.

A significant factor in Gaudio's overall success the past two seasons has been his emphasis on defense. He and the coaching staff installed a new defensive system prior to the 2007-08 season with the goal of becoming one of the stingiest teams in the country. The change paid dividends as Wake Forest went from finishing last in the ACC in field goal percentage defense in 2006-07 to sixth in 2007-08 and third in 2008-09.

Gaudio's tenure has not come without individual success as well. He oversaw the development of Jeff Teague, who went from an underrated guard to All-American last season. Teague burst onto the national scene to become the program's 13th All-American and enter the conversation for national player of the year.

Forward James Johnson also thrived under Gaudio, earning All-ACC honors in each of his two seasons on campus, while guard L.D. Williams became Wake Forest's first player to earn first team ACC All-Defensive honors since Josh Howard in 2003.

THE DINO GAUDIO FILE

BORN

- March 30, 1957 in Martins Ferry, Ohio

FAMILY

- Wife — Maureen
- Daughters — Kaylan (24), Alyssa (17)

EDUCATION

- Ohio University — 1981 B.S. in Accounting and Secondary Education
- Xavier University — 1991 Master's in Secondary Education
- High School: Buckeye South HS (Tiltonsville, OH)

COACHING HISTORY

- Central Catholic HS (Wheeling, W.Va.) — 1981-84 (4 seasons) Assistant Coach
- Central Catholic HS (Wheeling, W.Va.) — 1985-87 (3 seasons) Head Coach
- Xavier — 1988-93 (6 seasons) Assistant Coach
- Army — 1994-97 (4 seasons) Head Coach
- Loyola (Md.) — 1998-2000 (3 seasons) Head Coach
- Xavier — 2001 (1 season) Assistant Coach
- Wake Forest — 2002-04 (3 seasons) Assistant Coach
- Wake Forest — 2005-07 (3 seasons) Associate Head Coach
- Wake Forest — 2008-09 (2nd season) Head Coach

COACHING RECORDS

- 8 Seasons as Head Coach: 109-144 (.431)
- 2 Seasons at Wake Forest: 41-20 (.672)
- 13 Seasons as an Assistant Coach: 283-125 (.694)

DINO GAUDIO'S YEAR-BY-YEAR RECORD AS A HEAD COACH

Table with columns: Season, School, All Games (W, L, Pct.), Conference (W, L, Pct., Finish), Postseason (Conf. W-L, NCAA W-L, NIT W-L). Rows include seasons from 1993-94 to 2008-09, and overall totals for Wake Forest and other schools.





DEMON DEACON BASKETBALL

2008-09 WAKE FOREST BASKETBALL SEASON IN REVIEW

ROSTER BREAKDOWN

BY CLASS

Seniors (4)

Harvey Hale
Bobby Hoekstra
Mike Lepore
Jimmy McQuilkin

Juniors (4)

Chas McFarland
Ishmael Smith
David Weaver (rs)
L.D. Williams

Sophomores (4)

Gary Clark
Ben Davis
James Johnson
Jeff Teague

Freshmen (5)

Al-Farouq Aminu
Brett Bitove
Brooks Godwin
Ty Walker
Tony Woods

BY STATE

North Carolina (6)

Brooks Godwin (Winston-Salem)
Bobby Hoekstra (Lewisville)
Ishmael Smith (Concord)
Ty Walker (Wilmington)
David Weaver (Black Mountain)
L.D. Williams (Yadkinville)

Georgia (2)

Al-Farouq Aminu (Norcross)
Tony Woods (Rome)

Illinois (1)

Chas McFarland (Lovington)

Florida (1)

Gary Clark (Sarasota)

Indiana (1)

Jeff Teague (Indianapolis)

Maryland (1)

Jimmy McQuilkin (Columbia)

Missouri (1)

Ben Davis (St. Louis)

New Jersey (1)

Mike Lepore (Flemington)

New Mexico (1)

Harvey Hale (Albuquerque)

Wyoming (1)

James Johnson (Cheyenne)

Ontario, Canada (1)

Brett Bitove (Toronto)

BY HEIGHT

Chas McFarland	7-0
Ty Walker	7-0
David Weaver	6-11
Tony Woods	6-11
Al-Farouq Aminu	6-9
James Johnson	6-9
Bobby Hoekstra	6-7
Brooks Godwin	6-5
Gary Clark	6-4
L.D. Williams	6-4
Brett Bitove	6-3
Ben Davis	6-3
Harvey Hale	6-3
Jeff Teague	6-2
Mike Lepore	6-1
Ishmael Smith	6-0
Jimmy McQuilkin	5-10

NUMERICAL ROSTER

No.	Name	Pos.	Ht.	Wt.	Yr.	Hometown	High School
0	Jeff Teague**	G	6-2	180	So.	Indianapolis, Ind.	Pike
1	Al-Farouq Aminu*	F	6-9	215	Fr.	Norcross, Ga.	Norcross
2	Gary Clark**	G	6-4	200	So.	Sarasota, Fla.	Montverde Academy
4	Harvey Hale****	G	6-3	195	Sr.	Albuquerque, N.M.	Rio Grande
10	Ishmael Smith***	G	6-0	175	Jr.	Concord, N.C.	Central Cabarrus
13	Chas McFarland***	C	7-0	235	Jr.	Lovington, Ill.	Worcester (MA) Academy
20	Mike Lepore****	G	6-1	180	Sr.	Flemington, N.J.	Lawrenceville Prep
23	James Johnson**	F	6-9	245	So.	Cheyenne, Wyo.	Cheyenne East
25	Jimmy McQuilkin**	G	5-10	165	Sr.	Columbia, Md.	Atholton
30	Brett Bitove*	G	6-3	185	Fr.	Toronto, Ontario	Benjamin School (FL)
35	Ben Davis*	G	6-3	205	So.	St. Louis, Mo.	Westminster Christian Acad.
40	Ty Walker*	C	7-0	215	Fr.	Wilmington, N.C.	New Hanover
41	Brooks Godwin*	F	6-5	200	Fr.	Winston-Salem, N.C.	Mount Tabor
42	L.D. Williams***	G	6-4	210	Jr.	Yadkinville, N.C.	Montverde (FL) Academy
44	David Weaver***	F/C	6-11	235	R-Jr.	Black Mountain, N.C.	Owen
52	Bobby Hoekstra****	F	6-7	225	Sr.	Lewisville, N.C.	Forsyth Country Day
55	Tony Woods*	C	6-11	245	Fr.	Rome, Ga.	Rome

* Denotes letters earned.

ALPHABETICAL ROSTER

No.	Name	Pos.	Ht.	Wt.	Yr.	Hometown	High School
1	Al-Farouq Aminu*	F	6-9	215	Fr.	Norcross, Ga.	Norcross
30	Brett Bitove*	G	6-3	185	Fr.	Toronto, Ontario	Benjamin School (FL)
2	Gary Clark**	G	6-4	200	So.	Sarasota, Fla.	Montverde Academy
35	Ben Davis*	G	6-3	205	So.	St. Louis, Mo.	Westminster Christian Acad.
41	Brooks Godwin*	F	6-5	200	Fr.	Winston-Salem, N.C.	Mount Tabor
4	Harvey Hale****	G	6-3	195	Sr.	Albuquerque, N.M.	Rio Grande
52	Bobby Hoekstra****	F	6-7	225	Sr.	Lewisville, N.C.	Forsyth Country Day
23	James Johnson**	F	6-9	245	So.	Cheyenne, Wyo.	Cheyenne East
20	Mike Lepore****	G	6-1	180	Sr.	Flemington, N.J.	Lawrenceville Prep
13	Chas McFarland***	C	7-0	235	Jr.	Lovington, Ill.	Worcester (MA) Academy
25	Jimmy McQuilkin**	G	5-10	165	Sr.	Columbia, Md.	Atholton
10	Ishmael Smith***	G	6-0	175	Jr.	Concord, N.C.	Central Cabarrus
0	Jeff Teague**	G	6-2	180	So.	Indianapolis, Ind.	Pike
40	Ty Walker*	C	7-0	215	Fr.	Wilmington, N.C.	New Hanover
44	David Weaver***	F/C	6-11	235	R-Jr.	Black Mountain, N.C.	Owen
42	L.D. Williams***	G	6-4	210	Jr.	Yadkinville, N.C.	Montverde (FL) Academy
55	Tony Woods*	C	6-11	245	Fr.	Rome, Ga.	Rome

* Denotes letters earned.

COACHING STAFF

Head Coach

Dino Gaudio (Ohio '81) / 8th season at WFU / 2nd season as Head Coach

Associate Head Coach

Jeff Battle (Marshall '85) / 8th season at Wake Forest

Assistant Coach

Pat Kelsey (Xavier '98) / 8th season at Wake Forest

Assistant Coach

Mike Muse (Appalachian State '85) / 3rd season at Wake Forest

Director of Basketball Operations

Walt Corbean (Xavier '91) / 2nd season at Wake Forest

PRONUNCIATION GUIDE

Al-Farouq Aminu	al-fah-RUKE ah-MEE-noo	Mike Lepore	Mike leh-POUR
Brett Bitove	Brett BIH-toav	Chas McFarland	CHASE McFarland
Walt Corbean	Walt cor-BEAN	Mike Muse	Mike M-YOOS
Dino Gaudio	deen-OH GAWD-ee-oh	Ishmael Smith	Ish-MALE Smith
Bobby Hoekstra	Bobby HOKE-struh	Jeff Teague	Jeff TEEG



2008-09 Wake Forest Basketball
Wake Forest Combined Team Statistics (Final)
All games

RECORD:	OVERALL	HOME	AWAY	NEUTRAL
ALL GAMES.....	(24-7)	(14-1)	(7-4)	(3-2)
CONFERENCE.....	(11-5)	(7-1)	(4-4)	(0-0)
NON-CONFERENCE.....	(13-2)	(7-0)	(3-0)	(3-2)

##	Player	GP-GS	Min--Avg	---TOTAL---		---3-PTS---		FT-FTA	Pct	---REBOUNDS---				PF	FO	A	TO	Blk	Stl	Pts	Avg
				FG-FGA	Pct	3FG-FGA	Pct			Off	Def	Tot	Avg								
00	Teague,Jeff.....	31-31	991 32.0	180-371	.485	45-102	.441	179-219	.817	15	87	102	3.3	68	0	110	104	20	58	584	18.8
23	Johnson,James.....	31-31	946 30.5	187-345	.542	22-69	.319	69-99	.697	79	185	264	8.5	91	3	62	74	48	44	465	15.0
01	Aminu,Al-Farouq....	31-30	899 29.0	146-283	.516	7-39	.179	102-152	.671	71	182	253	8.2	81	3	46	81	38	30	401	12.9
13	McFarland,Chas....	31-29	632 20.4	93-178	.522	0-2	.000	83-115	.722	69	112	181	5.8	78	3	17	54	28	19	269	8.7
42	Williams,L.D.....	31-31	852 27.5	96-203	.473	12-49	.245	43-68	.632	27	57	84	2.7	81	1	34	45	8	28	247	8.0
10	Smith,Ishmael.....	29-0	638 22.0	71-165	.430	7-29	.241	30-38	.789	14	63	77	2.7	34	0	100	59	1	25	179	6.2
04	Hale,Harvey.....	29-1	336 11.6	32-94	.340	22-67	.328	33-44	.750	8	33	41	1.4	40	1	14	18	1	27	119	4.1
55	Woods,Tony.....	30-1	328 10.9	40-71	.563	0-0	.000	15-33	.455	34	44	78	2.6	47	0	2	26	13	5	95	3.2
02	Clark,Gary.....	29-0	210 7.2	29-70	.414	10-35	.286	4-8	.500	4	15	19	0.7	24	0	10	9	0	10	72	2.5
44	Weaver,David.....	30-1	295 9.8	25-49	.510	0-0	.000	14-26	.538	21	37	58	1.9	37	0	9	11	15	9	64	2.1
40	Walker,Ty.....	11-0	42 3.8	5-14	.357	0-0	.000	0-2	.000	4	8	12	1.1	1	0	1	3	4	2	10	0.9
20	Lepore,Mike.....	10-0	12 1.2	1-2	.500	1-2	.500	0-0	.000	0	0	0	0.0	0	0	0	1	0	0	3	0.3
52	Hoekstra,Bobby....	9-0	10 1.1	1-2	.500	0-0	.000	0-0	.000	1	3	4	0.4	0	0	0	1	0	1	2	0.2
35	Davis,Ben.....	2-0	2 1.0	0-2	.000	0-0	.000	0-0	.000	0	0	0	0.0	0	0	0	0	0	0	0	0.0
41	Godwin,Brooks.....	2-0	2 1.0	0-0	.000	0-0	.000	0-0	.000	0	0	0	0.0	1	0	0	0	0	0	0	0.0
30	Bitove,Brett.....	2-0	2 1.0	0-0	.000	0-0	.000	0-0	.000	0	0	0	0.0	0	0	0	0	0	0	0	0.0
25	McQuilkin,Jimmy....	4-0	3 0.8	0-0	.000	0-0	.000	0-0	.000	0	0	0	0.0	0	0	0	0	0	0	0	0.0
TEAM.....										43	46	89	2.9	1		6					

Total.....	31	6200	906-1849	.490	126-394	.320	572-804	.711	390	872	1262	40.7	584	11	405	492	176	258	2510	81.0
Opponents.....	31	6200	770-1933	.398	207-681	.304	446-633	.705	391	689	1080	34.8	652	-	366	487	115	239	2193	70.7

TEAM STATISTICS	WF	OPP	DATE	OPPONENT	W/L	SCORE	ATTEND	
SCORING.....	2510	2193	11/14/08	N.C. CENTRAL	W	94-48	9573	
Points per game.....	81.0	70.7	11/19/08	UNC WILMINGTON	W	120-88	10061	
Scoring margin.....	+10.2	-	11/24/08	WINSTON-SALEM STATE	W	62-31	9181	
FIELD GOALS-ATT.....	906-1849	770-1933	&11/27/08	vs Cal State Fullerton	W	75-69	1388	
Field goal pct.....	.490	.398	&11/28/08	vs UTEP	W	82-79	1387	
3 POINT FG-ATT.....	126-394	207-681	&11/30/08	vs Baylor	W	87-74	1877	
3-point FG pct.....	.320	.304	12/03/08	INDIANA	W	83-58	12445	
3-pt FG made per game.	4.1	6.7	12/06/08	BUCKNELL	W	81-52	10305	
FREE THROWS-ATT.....	572-804	446-633	12/14/08	WRIGHT STATE	W	66-53	8904	
Free throw pct.....	.711	.705	12/19/08	at Richmond	W	86-79	6635	
F-Throws made per game	18.5	14.4	12/22/08	at East Carolina	W	95-54	7575	
REBOUNDS.....	1262	1080	12/30/08	RADFORD	W	83-61	11253	
Rebounds per game.....	40.7	34.8	01/03/09	at Brigham Young	W	94-87	23096	
Rebounding margin.....	+5.9	-	*01/11/09	NORTH CAROLINA	W	92-89	14714	
ASSISTS.....	405	366	*01/14/09	at Boston College	W	83-63	8606	
Assists per game.....	13.1	11.8	*01/17/09	at Clemson	W	78-68	10000	
TURNOVERS.....	492	487	*01/21/09	VIRGINIA TECH	L	71-78	14110	
Turnovers per game....	15.9	15.7	*01/28/09	DUKE	W	70-68	14665	
Turnover margin.....	-0.2	-	*01/31/09	at Georgia Tech	L	74-76	8853	
Assist/turnover ratio.	0.8	0.8	*02/04/09	at Miami	L	52-79	5792	
STEALS.....	258	239	*02/08/09	BOSTON COLLEGE	W	93-76	11185	
Steals per game.....	8.3	7.7	*02/11/09	at NC State	L	76-82	16848	
BLOCKS.....	176	115	*02/14/09	FLORIDA STATE	W	86-63	13854	
Blocks per game.....	5.7	3.7	*02/18/09	GEORGIA TECH	W	87-69	12809	
ATTENDANCE.....	181832	165728	*02/22/09	at Duke	L	91-101	9314	
Home games-Avg/Game...	15-12122	11-11430	*02/26/09	NC STATE	W	85-78	14108	
Neutral site-Avg/Game.	-	5-7999	*02/28/09	at Virginia	W	70-60	11065	
			*03/03/09	at Maryland	W	65-63	17950	
SCORE BY PERIODS:	1st	2nd	Total	*03/08/09	CLEMSON	W	96-88	14665
Wake Forest.....	1177	1333	- 2510	*03/13/09	vs Maryland	L	64-75	26352
Opponents.....	1052	1141	- 2193	*03/20/09	vs Cleveland State	L	69-84	8990

& = 76 Classic (Anaheim, Calif.)
* = Conference game
= ACC Tournament (Atlanta, Ga.)
% = NCAA Tournament (Miami, Fla.)

2008-09 Wake Forest Basketball
Wake Forest Season/Career Statistics (Final)
All games

SUMMARY	SEASON STATISTICS											CAREER STATISTICS										
	GP-GS	Min/G	FG%	3PT%	FT%	R/G	A/G	STL	BLK	PTS/G	GP-GS	Min/G	FG%	3PT%	FT%	R/G	A/G	STL	BLK	PTS/G		
Teague, Jeff.....	31-31	32.0	.485	.441	.817	3.3	3.5	58	20	18.8	61-52	30.9	.462	.421	.812	3.0	3.0	113	35	16.4		
Johnson, James.....	31-31	30.5	.542	.319	.697	8.5	2.0	44	48	15.0	61-59	29.9	.515	.296	.693	8.3	1.6	85	88	14.8		
Aminu, Al-Farouq.....	31-30	29.0	.516	.179	.671	8.2	1.5	30	38	12.9	31-30	29.0	.516	.179	.671	8.2	1.5	30	38	12.9		
McFarland, Chas.....	31-29	20.4	.522	.000	.722	5.8	0.5	19	28	8.7	76-56	17.9	.497	.214	.684	5.0	0.5	34	78	7.0		
Williams, L.D.....	31-31	27.5	.473	.245	.632	2.7	1.1	28	8	8.0	88-87	27.2	.460	.314	.608	3.5	1.2	93	20	8.3		
Smith, Ishmael.....	29-0	22.0	.430	.241	.789	2.7	3.4	25	1	6.2	90-60	28.1	.428	.327	.478	3.3	4.7	101	4	7.8		
Hale, Harvey.....	29-1	11.6	.340	.328	.750	1.4	0.5	27	1	4.1	124-47	18.9	.347	.312	.791	2.0	1.0	104	8	6.5		
Woods, Tony.....	30-1	10.9	.563	.000	.455	2.6	0.1	5	13	3.2	30-1	10.9	.563	.000	.455	2.6	0.1	5	13	3.2		
Clark, Gary.....	29-0	7.2	.414	.286	.500	0.7	0.3	10	0	2.5	53-0	8.3	.355	.282	.593	0.7	0.4	23	2	2.5		
Weaver, David.....	30-1	9.8	.510	.000	.538	1.9	0.3	9	15	2.1	90-3	10.7	.552	.750	.620	2.1	0.2	13	56	2.5		
Walker, Ty.....	11-0	3.8	.357	.000	.000	1.1	0.1	2	4	0.9	11-0	3.8	.357	.000	.000	1.1	0.1	2	4	0.9		
Lepore, Mike.....	10-0	1.2	.500	.500	.000	0.0	0.0	0	0	0.3	19-0	1.1	.250	.250	.000	0.0	0.0	0	0	0.2		
Hoekstra, Bobby.....	9-0	1.1	.500	.000	.000	0.4	0.0	1	0	0.2	18-0	1.3	.500	.000	.000	0.3	0.0	1	0	0.3		
McQuilkin, Jimmy.....	4-0	0.8	.000	.000	.000	0.0	0.0	0	0	0.0	4-0	0.8	.000	.000	.000	0.0	0.0	0	0	0.0		
Bitove, Brett.....	2-0	1.0	.000	.000	.000	0.0	0.0	0	0	0.0	2-0	1.0	.000	.000	.000	0.0	0.0	0	0	0.0		
Davis, Ben.....	2-0	1.0	.000	.000	.000	0.0	0.0	0	0	0.0	2-0	1.0	.000	.000	.000	0.0	0.0	0	0	0.0		
Godwin, Brooks.....	2-0	1.0	.000	.000	.000	0.0	0.0	0	0	0.0	2-0	1.0	.000	.000	.000	0.0	0.0	0	0	0.0		

SCORING	FG-FGA	FG%	3FG-FGA	3PT%	FT-FTA	FT%	PTS	PTS/G	FG-FGA	FG%	3FG-FGA	3PT%	FT-FTA	FT%	PTS	PTS/G
	Teague, Jeff.....	180-371	.485	45-102	.441	179-219	.817	584	18.8	315-682	.462	77-183	.421	293-361	.812	1000
Johnson, James.....	187-345	.542	22-69	.319	69-99	.697	465	15.0	351-682	.515	50-169	.296	151-218	.693	903	14.8
Aminu, Al-Farouq.....	146-283	.516	7-39	.179	102-152	.671	401	12.9	146-283	.516	7-39	.179	102-152	.671	401	12.9
McFarland, Chas.....	93-178	.522	0-2	.000	83-115	.722	269	8.7	194-390	.497	3-14	.214	141-206	.684	532	7.0
Williams, L.D.....	96-203	.473	12-49	.245	43-68	.632	247	8.0	273-594	.460	53-169	.314	135-222	.608	734	8.3
Smith, Ishmael.....	71-165	.430	7-29	.241	30-38	.789	179	6.2	282-659	.428	54-165	.327	88-184	.478	706	7.8
Hale, Harvey.....	32-94	.340	22-67	.328	33-44	.750	119	4.1	249-718	.347	129-414	.312	185-234	.791	812	6.5
Woods, Tony.....	40-71	.563	0-0	.000	15-33	.455	95	3.2	40-71	.563	0-0	.000	15-33	.455	95	3.2
Clark, Gary.....	29-70	.414	10-35	.286	4-8	.500	72	2.5	49-138	.355	20-71	.282	16-27	.593	134	2.5
Weaver, David.....	25-49	.510	0-0	.000	14-26	.538	64	2.1	85-154	.552	3-4	.750	49-79	.620	222	2.5
Walker, Ty.....	5-14	.357	0-0	.000	0-2	.000	10	0.9	5-14	.357	0-0	.000	0-2	.000	10	0.9
Lepore, Mike.....	1-2	.500	1-2	.500	0-0	.000	3	0.3	1-4	.250	1-4	.250	0-0	.000	3	0.2
Hoekstra, Bobby.....	1-2	.500	0-0	.000	0-0	.000	2	0.2	3-6	.500	0-0	.000	0-2	.000	6	0.3
McQuilkin, Jimmy.....	0-0	.000	0-0	.000	0-0	.000	0	0.0	0-0	.000	0-0	.000	0-0	.000	0	0.0
Bitove, Brett.....	0-0	.000	0-0	.000	0-0	.000	0	0.0	0-0	.000	0-0	.000	0-0	.000	0	0.0
Davis, Ben.....	0-2	.000	0-0	.000	0-0	.000	0	0.0	0-2	.000	0-0	.000	0-0	.000	0	0.0
Godwin, Brooks.....	0-0	.000	0-0	.000	0-0	.000	0	0.0	0-0	.000	0-0	.000	0-0	.000	0	0.0

TOTALS	O-REB	D-REB	TOTAL	PF	FO	A	TO	A/TO	O-REB	D-REB	TOTAL	PF	FO	A	TO	A/TO
	Teague, Jeff.....	15	87	102	68	0	110	104	1.1	31	153	184	138	1	184	180
Johnson, James.....	79	185	264	91	3	62	74	0.8	172	336	508	184	7	99	152	0.7
Aminu, Al-Farouq.....	71	182	253	81	3	46	81	0.6	71	182	253	81	3	46	81	0.6
McFarland, Chas.....	69	112	181	78	3	17	54	0.3	149	229	378	178	9	37	109	0.3
Williams, L.D.....	27	57	84	81	1	34	45	0.8	117	193	310	232	6	103	139	0.7
Smith, Ishmael.....	14	63	77	34	0	100	59	1.7	42	255	297	177	4	427	255	1.7
Hale, Harvey.....	8	33	41	40	1	14	18	0.8	45	204	249	245	4	130	155	0.8
Woods, Tony.....	34	44	78	47	0	2	26	0.1	34	44	78	47	0	2	26	0.1
Clark, Gary.....	4	15	19	24	0	10	9	1.1	10	27	37	43	0	19	22	0.9
Weaver, David.....	21	37	58	37	0	9	11	0.8	72	115	187	140	2	22	50	0.4
Walker, Ty.....	4	8	12	1	0	1	3	0.3	4	8	12	1	0	1	3	0.3
Lepore, Mike.....	0	0	0	0	0	0	1	0.0	0	0	0	0	0	0	2	0.0
Hoekstra, Bobby.....	1	3	4	0	0	0	1	0.0	1	4	5	2	0	0	1	0.0
McQuilkin, Jimmy.....	0	0	0	0	0	0	0	0.0	0	0	0	0	0	0	0	0.0
Bitove, Brett.....	0	0	0	0	0	0	0	0.0	0	0	0	0	0	0	0	0.0
Davis, Ben.....	0	0	0	0	0	0	0	0.0	0	0	0	0	0	0	0	0.0
Godwin, Brooks.....	0	0	0	1	0	0	0	0.0	0	0	0	1	0	0	0	0.0

2008-09 Wake Forest Basketball
Wake Forest Combined Team Statistics (Final)
Conference games

RECORD:	OVERALL	HOME	AWAY	NEUTRAL
ALL GAMES.....	(11-5)	(7-1)	(4-4)	(0-0)
CONFERENCE.....	(11-5)	(7-1)	(4-4)	(0-0)
NON-CONFERENCE.....	(0-0)	(0-0)	(0-0)	(0-0)

##	Player	GP-GS	Min--Avg	---TOTAL---		---3-PTS---		FT-FTA	Pct	---REBOUNDS---				PF	FO	A	TO	Blk	Stl	Pts	Avg	
				FG-FGA	Pct	3FG-FGA	Pct			Off	Def	Tot	Avg									
00	Teague,Jeff.....	16-16	537 33.6	92-200	.460	28-63	.444	96-118	.814	6	36	42	2.6	35	0	49	48	11	27	308	19.3	
23	Johnson,James.....	16-16	498 31.1	101-181	.558	9-34	.265	37-49	.755	38	99	137	8.6	50	3	29	41	26	17	248	15.5	
01	Aminu,Al-Farouq....	16-15	482 30.1	75-148	.507	4-18	.222	53-80	.663	33	91	124	7.8	39	2	21	40	17	20	207	12.9	
10	Smith,Ishmael.....	16-0	392 24.5	52-111	.468	4-13	.308	24-30	.800	10	36	46	2.9	17	0	56	36	0	14	132	8.3	
13	McFarland,Chas.....	16-15	327 20.4	46-87	.529	0-2	.000	36-55	.655	37	51	88	5.5	47	2	10	31	13	13	128	8.0	
42	Williams,L.D.....	16-16	449 28.1	46-99	.465	6-21	.286	17-25	.680	15	26	41	2.6	48	1	18	22	4	12	115	7.2	
55	Woods,Tony.....	15-0	149 9.9	18-33	.545	0-0	.000	9-19	.474	20	19	39	2.6	23	0	2	12	6	0	45	3.0	
02	Clark,Gary.....	16-0	106 6.6	14-36	.389	8-23	.348	3-4	.750	4	8	12	0.8	12	0	3	4	0	5	39	2.4	
04	Hale,Harvey.....	14-1	113 8.1	7-29	.241	6-24	.250	4-5	.800	3	8	11	0.8	12	0	0	7	1	11	24	1.7	
44	Weaver,David.....	15-1	127 8.5	7-17	.412	0-0	.000	7-10	.700	8	22	30	2.0	21	0	2	6	6	4	21	1.4	
40	Walker,Ty.....	4-0	13 3.3	1-4	.250	0-0	.000	0-2	.000	2	2	4	1.0	0	0	0	2	0	0	2	0.5	
52	Hoekstra,Bobby.....	3-0	3 1.0	0-1	.000	0-0	.000	0-0	.000	0	0	0	0.0	0	0	0	0	0	0	0	0.0	
20	Lepore,Mike.....	4-0	3 0.8	0-0	.000	0-0	.000	0-0	.000	0	0	0	0.0	0	0	0	1	0	0	0	0.0	
25	McQuilkin,Jimmy....	2-0	1 0.5	0-0	.000	0-0	.000	0-0	.000	0	0	0	0.0	0	0	0	0	0	0	0	0.0	
TEAM.....											21	25	46	2.9	0							

Total.....	16	3200	459-946	.485	65-198	.328	286-397	.720	197	423	620	38.8	304	8	190	252	84	123	1269	79.3
Opponents.....	16	3200	417-995	.419	111-352	.315	256-350	.731	202	354	556	34.8	327	-	198	228	82	132	1201	75.1

TEAM STATISTICS	WF	OPP	DATE	OPPONENT	W/L	SCORE	ATTEND

SCORING.....	1269	1201	*01/11/09	NORTH CAROLINA	W	92-89	14714
Points per game.....	79.3	75.1	*01/14/09	at Boston College	W	83-63	8606
Scoring margin.....	+4.3	-	*01/17/09	at Clemson	W	78-68	10000
FIELD GOALS-ATT.....	459-946	417-995	*01/21/09	VIRGINIA TECH	L	71-78	14110
Field goal pct.....	.485	.419	*01/28/09	DUKE	W	70-68	14665
3 POINT FG-ATT.....	65-198	111-352	*01/31/09	at Georgia Tech	L	74-76	8853
3-point FG pct.....	.328	.315	*02/04/09	at Miami	L	52-79	5792
3-pt FG made per game.	4.1	6.9	*02/08/09	BOSTON COLLEGE	W	93-76	11185
FREE THROWS-ATT.....	286-397	256-350	*02/11/09	at NC State	L	76-82	16848
Free throw pct.....	.720	.731	*02/14/09	FLORIDA STATE	W	86-63	13854
F-Throws made per game	17.9	16.0	*02/18/09	GEORGIA TECH	W	87-69	12809
REBOUNDS.....	620	556	*02/22/09	at Duke	L	91-101	9314
Rebounds per game.....	38.8	34.8	*02/26/09	NC STATE	W	85-78	14108
Rebounding margin.....	+4.0	-	*02/28/09	at Virginia	W	70-60	11065
ASSISTS.....	190	198	*03/03/09	at Maryland	W	65-63	17950
Assists per game.....	11.9	12.4	*03/08/09	CLEMSON	W	96-88	14665
TURNOVERS.....	252	228	& = 76 Classic (Anaheim, Calif.)				
Turnovers per game....	15.8	14.3	* = Conference game				
Turnover margin.....	-1.5	-	# = ACC Tournament (Atlanta, Ga.)				
Assist/turnover ratio.	0.8	0.9	% = NCAA Tournament (Miami, Fla.)				
STEALS.....	123	132					
Steals per game.....	7.7	8.3					
BLOCKS.....	84	82					
Blocks per game.....	5.3	5.1					
ATTENDANCE.....	110110	88428					
Home games-Avg/Game...	8-13764	8-11054					
Neutral site-Avg/Game.	-	0-0					

SCORE BY PERIODS:	1st	2nd	Total
-----	-----	-----	-----
Wake Forest.....	599	670	- 1269
Opponents.....	574	627	- 1201

2008-09 Wake Forest Basketball
Wake Forest Team Game-by-Game (Final)
All games

TEAM STATISTICS

Opponent	Date	Score	W/L	---TOTAL---		--3-PTRS--		FT-FTA		----REBOUNDS----				PF	A	TO	Blk	Stl	Pts---Avg	
				FG-FGA	Pct	3FG-FGA	Pct	Pct	Off	Def	Tot	Avg								
N.C. CENTRAL	11/14/08	94-48	W	37-62	.597	2-11	.182	18-24	.750	14	31	45	45.0	17	20	13	7	14	94	94.0
UNC WILMINGTON	11/19/08	120-88	W	47-83	.566	4-13	.308	22-32	.688	19	33	52	48.5	25	19	13	6	13	120	107.0
WINSTON-SALEM STATE	11/24/08	62-31	W	22-42	.524	1-6	.167	17-23	.739	7	34	41	46.0	17	13	23	6	12	62	92.0
vs Cal State Fullerto	11/27/08	75-69	W	27-59	.458	6-15	.400	15-29	.517	10	33	43	45.2	16	10	18	8	9	75	87.8
vs UTEP	11/28/08	82-79	W	28-52	.538	3-10	.300	23-30	.767	4	29	33	42.8	24	14	17	6	4	82	86.6
vs Baylor	11/30/08	87-74	W	26-64	.406	1-6	.167	34-48	.708	20	42	62	46.0	24	14	21	5	7	87	86.7
INDIANA	12/03/08	83-58	W	32-52	.615	5-11	.455	14-21	.667	9	25	34	44.3	18	16	24	7	13	83	86.1
BUCKNELL	12/06/08	81-52	W	29-66	.439	7-21	.333	16-27	.593	16	34	50	45.0	10	13	11	7	7	81	85.5
WRIGHT STATE	12/14/08	66-53	W	24-46	.522	7-13	.538	11-18	.611	13	26	39	44.3	15	14	22	2	14	66	83.3
at Richmond	12/19/08	86-79	W	28-55	.509	3-12	.250	27-33	.818	13	30	43	44.2	20	11	21	5	7	86	83.6
at East Carolina	12/22/08	95-54	W	37-66	.561	6-14	.429	15-18	.833	13	33	46	44.4	17	28	8	7	7	95	84.6
RADFORD	12/30/08	83-61	W	30-68	.441	3-11	.273	20-27	.741	14	25	39	43.9	13	11	9	3	10	83	84.5
at Brigham Young	01/03/09	94-87	W	32-64	.500	5-15	.333	25-36	.694	9	33	42	43.8	21	14	13	6	6	94	85.2
NORTH CAROLINA	01/11/09	92-89	W	29-61	.475	6-14	.429	28-39	.718	8	29	37	43.3	27	13	16	7	8	92	85.7
at Boston College	01/14/09	83-63	W	31-56	.554	2-6	.333	19-30	.633	12	28	40	43.1	15	15	13	7	9	83	85.5
at Clemson	01/17/09	78-68	W	27-56	.482	2-9	.222	22-28	.786	12	36	48	43.4	18	16	19	11	7	78	85.1
VIRGINIA TECH	01/21/09	71-78	L	28-65	.431	5-16	.313	10-12	.833	15	20	35	42.9	27	8	16	4	6	71	84.2
DUKE	01/28/09	70-68	W	25-62	.403	2-10	.200	18-27	.667	11	32	43	42.9	18	12	11	9	10	70	83.4
at Georgia Tech	01/31/09	74-76	L	29-65	.446	6-11	.545	10-17	.588	13	22	35	42.5	25	10	14	4	9	74	82.9
at Miami	02/04/09	52-79	L	19-60	.317	3-20	.150	11-18	.611	15	22	37	42.2	19	7	14	5	9	52	81.4
BOSTON COLLEGE	02/08/09	93-76	W	31-54	.574	6-11	.545	25-30	.833	10	21	31	41.7	22	16	12	4	9	93	82.0
at NC State	02/11/09	76-82	L	31-62	.500	5-18	.278	9-16	.563	13	22	35	41.4	24	13	17	6	10	76	81.7
FLORIDA STATE	02/14/09	86-63	W	26-53	.491	2-11	.182	32-38	.842	7	30	37	41.2	24	11	16	1	8	86	81.9
GEORGIA TECH	02/18/09	87-69	W	31-54	.574	7-16	.438	18-27	.667	9	27	36	41.0	12	15	22	2	12	87	82.1
at Duke	02/22/09	91-101	L	36-59	.610	5-9	.556	14-16	.875	12	22	34	40.7	22	9	20	2	1	91	82.4
NC STATE	02/26/09	85-78	W	32-61	.525	3-13	.231	18-22	.818	13	29	42	40.7	10	11	12	5	3	85	82.5
at Virginia	02/28/09	70-60	W	25-58	.431	2-9	.222	18-30	.600	15	27	42	40.8	12	8	15	5	8	70	82.1
at Maryland	03/03/09	65-63	W	25-63	.397	5-15	.333	10-17	.588	19	31	50	41.1	12	9	16	10	6	65	81.5
CLEMSON	03/08/09	96-88	W	34-57	.596	4-10	.400	24-30	.800	13	25	38	41.0	17	17	19	2	8	96	82.0
vs Maryland	03/13/09	64-75	L	22-74	.297	3-25	.120	17-24	.708	22	18	40	41.0	23	8	9	4	8	64	81.4
vs Cleveland State	03/20/09	69-84	L	26-50	.520	5-13	.385	12-17	.706	10	23	33	40.7	20	10	18	13	4	69	81.0
Wake Forest		2510		906-1849	.490	126-394	.320	572-804	.711	390	872	1262	40.7	584	405	492	176	258	2510	81.0
Opponents		2193		770-1933	.398	207-681	.304	446-633	.705	391	689	1080	34.8	652	366	487	115	239	2193	70.7

Games played: 31
Points/game: 81.0
FG Pct: 49.0
3FG Pct: 32.0
FT Pct: 71.1

Rebounds/game: 40.7
Assists/game: 13.1
Turnovers/game: 15.9
Assist/turnover ratio: 0.8
Steals/game: 8.3
Blocks/game: 5.7

2008-09 Wake Forest Basketball
Wake Forest Opponent Game-by-Game (Final)
All games

OPPONENT STATISTICS

Opponent	Date	Score	W/L	---TOTAL---		--3-PTRS--		FT-FTA		----REBOUNDS----				PF	A	TO	Blk	Stl	Pts---Avg	
				FG-FGA	Pct	3FG-FGA	Pct	Pct	Pct	Off	Def	Tot	Avg							
N.C. CENTRAL	11/14/08	94-48	W	16-60	.267	6-22	.273	10-19	.526	17	17	34	34.0	21	3	22	6	8	48	48.0
UNC WILMINGTON	11/19/08	120-88	W	30-63	.476	12-30	.400	16-25	.640	6	24	30	32.0	24	20	24	0	2	88	68.0
WINSTON-SALEM STATE	11/24/08	62-31	W	13-45	.289	2-13	.154	3-8	.375	3	17	20	28.0	21	8	22	0	9	31	55.7
vs Cal State Fullerto	11/27/08	75-69	W	25-71	.352	8-27	.296	11-14	.786	14	29	43	31.8	24	11	22	1	4	69	59.0
vs UTEP	11/28/08	82-79	W	27-79	.342	4-21	.190	21-27	.778	26	24	50	35.4	23	8	14	5	7	79	63.0
vs Baylor	11/30/08	87-74	W	22-68	.324	8-31	.258	22-33	.667	10	28	38	35.8	30	9	15	2	10	74	64.8
INDIANA	12/03/08	83-58	W	20-53	.377	6-19	.316	12-22	.545	13	17	30	35.0	17	11	26	0	10	58	63.9
BUCKNELL	12/06/08	81-52	W	20-63	.317	8-26	.308	4-9	.444	12	27	39	35.5	21	10	18	4	4	52	62.4
WRIGHT STATE	12/14/08	66-53	W	19-48	.396	7-23	.304	8-13	.615	5	14	19	33.7	16	10	16	2	12	53	61.3
at Richmond	12/19/08	86-79	W	31-65	.477	5-22	.227	12-19	.632	9	17	26	32.9	26	8	11	2	12	79	63.1
at East Carolina	12/22/08	95-54	W	18-62	.290	4-20	.200	14-17	.824	12	16	28	32.5	16	10	11	3	5	54	62.3
RADFORD	12/30/08	83-61	W	26-64	.406	4-12	.333	5-9	.556	16	29	45	33.5	22	8	22	2	7	61	62.2
at Brigham Young	01/03/09	94-87	W	31-77	.403	10-32	.313	15-20	.750	17	29	46	34.5	28	21	13	0	6	87	64.1
NORTH CAROLINA	01/11/09	92-89	W	26-74	.351	6-23	.261	31-38	.816	21	30	51	35.6	28	9	18	8	6	89	65.9
at Boston College	01/14/09	83-63	W	22-60	.367	9-23	.391	10-16	.625	12	17	29	35.2	18	11	16	6	6	63	65.7
at Clemson	01/17/09	78-68	W	26-77	.338	5-23	.217	11-20	.550	21	18	39	35.4	21	11	11	9	10	68	65.8
VIRGINIA TECH	01/21/09	71-78	L	25-50	.500	6-21	.286	22-37	.595	11	23	34	35.4	17	13	13	1	7	78	66.5
DUKE	01/28/09	70-68	W	22-66	.333	4-22	.182	20-24	.833	15	32	47	36.0	21	8	15	5	8	68	66.6
at Georgia Tech	01/31/09	74-76	L	25-61	.410	3-18	.167	23-30	.767	15	29	44	36.4	18	13	15	10	4	76	67.1
at Miami	02/04/09	52-79	L	26-53	.491	11-24	.458	16-22	.727	9	30	39	36.5	15	15	14	9	10	79	67.7
BOSTON COLLEGE	02/08/09	93-76	W	24-55	.436	6-21	.286	22-29	.759	15	16	31	36.3	23	13	15	1	9	76	68.1
at NC State	02/11/09	76-82	L	26-61	.426	7-18	.389	23-31	.742	17	22	39	36.4	15	14	16	6	12	82	68.7
FLORIDA STATE	02/14/09	86-63	W	22-58	.379	4-22	.182	15-21	.714	9	25	34	36.3	27	10	18	6	8	63	68.5
GEORGIA TECH	02/18/09	87-69	W	26-64	.406	10-23	.435	7-10	.700	13	20	33	36.2	23	14	20	2	12	69	68.5
at Duke	02/22/09	91-101	L	33-61	.541	8-23	.348	27-36	.750	11	12	23	35.6	18	11	6	2	10	101	69.8
NC STATE	02/26/09	85-78	W	31-65	.477	8-23	.348	8-11	.727	7	20	27	35.3	19	19	8	3	6	78	70.1
at Virginia	02/28/09	70-60	W	23-56	.411	6-22	.273	8-8	1.000	5	23	28	35.0	22	9	17	6	6	60	69.7
at Maryland	03/03/09	65-63	W	27-69	.391	7-19	.368	2-2	1.000	11	21	32	34.9	17	15	10	3	8	63	69.5
CLEMSON	03/08/09	96-88	W	33-65	.508	11-27	.407	11-15	.733	10	16	26	34.6	25	13	16	5	10	88	70.1
vs Maryland	03/13/09	64-75	L	24-55	.436	6-16	.375	21-26	.808	15	29	44	34.9	19	16	17	5	2	75	70.3
vs Cleveland State	03/20/09	69-84	L	31-65	.477	6-15	.400	16-22	.727	14	18	32	34.8	17	15	6	1	9	84	70.7
Opponents		2193		770-1933	.398	207-681	.304	446-633	.705	391	689	1080	34.8	652	366	487	115	239	2193	70.7
Wake Forest		2510		906-1849	.490	126-394	.320	572-804	.711	390	872	1262	40.7	584	405	492	176	258	2510	81.0

Games played: 31
Points/game: 70.7
FG Pct: 39.8
3FG Pct: 30.4
FT Pct: 70.5

Rebounds/game: 34.8
Assists/game: 11.8
Turnovers/game: 15.7
Assist/turnover ratio: 0.8
Steals/game: 7.7
Blocks/game: 3.7

2008-09 Wake Forest Basketball
Wake Forest Team High/Low Analysis (Final)
All games

Wake Forest - TEAM GAME HIGHS

POINTS.....	120	UNC WILMINGTON (11/19/08)
	96	CLEMSON (03/08/09)
	95	at East Carolina (12/22/08)
	94	at Brigham Young (01/03/09)
	94	N.C. CENTRAL (11/14/08)
FIELD GOALS MADE.....	47	UNC WILMINGTON (11/19/08)
	37	at East Carolina (12/22/08)
	37	N.C. CENTRAL (11/14/08)
FIELD GOAL ATTEMPTS.....	83	UNC WILMINGTON (11/19/08)
	74	vs Maryland (03/13/09)
FIELD GOAL PERCENTAGE.....	.615 (32-52)	INDIANA (12/03/08)
	.610 (36-59)	at Duke (02/22/09)
3 PT FIELD GOALS MADE.....	7	GEORGIA TECH (02/18/09)
	7	WRIGHT STATE (12/14/08)
	7	BUCKNELL (12/06/08)
3 PT FG ATTEMPTS.....	25	vs Maryland (03/13/09)
	21	BUCKNELL (12/06/08)
3 PT FG PERCENTAGE.....	.556 (5-9)	at Duke (02/22/09)
	.545 (6-11)	BOSTON COLLEGE (02/08/09)
	.545 (6-11)	at Georgia Tech (01/31/09)
FREE THROWS MADE.....	34	vs Baylor (11/30/08)
	32	FLORIDA STATE (02/14/09)
FREE THROW ATTEMPTS.....	48	vs Baylor (11/30/08)
	39	NORTH CAROLINA (01/11/09)
FREE THROW PERCENTAGE.....	.875 (14-16)	at Duke (02/22/09)
	.842 (32-38)	FLORIDA STATE (02/14/09)
REBOUNDS.....	62	vs Baylor (11/30/08)
	52	UNC WILMINGTON (11/19/08)
ASSISTS.....	28	at East Carolina (12/22/08)
	20	N.C. CENTRAL (11/14/08)
STEALS.....	14	WRIGHT STATE (12/14/08)
	14	N.C. CENTRAL (11/14/08)
BLOCKED SHOTS.....	13	vs Cleveland State (03/20/09)
	11	at Clemson (01/17/09)
TURNOVERS.....	24	INDIANA (12/03/08)
	23	WINSTON-SALEM STATE (11/24/08)
FOULS.....	27	VIRGINIA TECH (01/21/09)
	27	NORTH CAROLINA (01/11/09)

2008-09 Wake Forest Basketball
Wake Forest High/Low Analysis (Final)
All games

Opponent - GAME HIGHS

POINTS.....	101	at Duke (02/22/09)
	89	NORTH CAROLINA (01/11/09)
	88	CLEMSON (03/08/09)
	88	UNC WILMINGTON (11/19/08)
	87	at Brigham Young (01/03/09)
FIELD GOALS MADE.....	33	CLEMSON (03/08/09)
	33	at Duke (02/22/09)
FIELD GOAL ATTEMPTS.....	79	vs UTEP (11/28/08)
	77	at Clemson (01/17/09)
	77	at Brigham Young (01/03/09)
FIELD GOAL PERCENTAGE.....	.541 (33-61)	at Duke (02/22/09)
	.508 (33-65)	CLEMSON (03/08/09)
3 PT FIELD GOALS MADE.....	12	UNC WILMINGTON (11/19/08)
	11	CLEMSON (03/08/09)
	11	at Miami (02/04/09)
3 PT FG ATTEMPTS.....	32	at Brigham Young (01/03/09)
	31	vs Baylor (11/30/08)
3 PT FG PERCENTAGE.....	.458 (11-24)	at Miami (02/04/09)
	.435 (10-23)	GEORGIA TECH (02/18/09)
FREE THROWS MADE.....	31	NORTH CAROLINA (01/11/09)
	27	at Duke (02/22/09)
FREE THROW ATTEMPTS.....	38	NORTH CAROLINA (01/11/09)
	37	VIRGINIA TECH (01/21/09)
FREE THROW PERCENTAGE.....	1.000 (8-8)	at Virginia (02/28/09)
	1.000 (2-2)	at Maryland (03/03/09)
REBOUNDS.....	51	NORTH CAROLINA (01/11/09)
	50	vs UTEP (11/28/08)
ASSISTS.....	21	at Brigham Young (01/03/09)
	20	UNC WILMINGTON (11/19/08)
STEALS.....	12	GEORGIA TECH (02/18/09)
	12	at NC State (02/11/09)
	12	at Richmond (12/19/08)
	12	WRIGHT STATE (12/14/08)
BLOCKED SHOTS.....	10	at Georgia Tech (01/31/09)
	9	at Miami (02/04/09)
	9	at Clemson (01/17/09)
TURNOVERS.....	26	INDIANA (12/03/08)
	24	UNC WILMINGTON (11/19/08)
FOULS.....	30	vs Baylor (11/30/08)
	28	NORTH CAROLINA (01/11/09)
	28	at Brigham Young (01/03/09)

2008-09 Wake Forest Basketball
Wake Forest High/Low Analysis (Final)
All games

Wake Forest - GAME LOWS

POINTS.....	52	at Miami (02/04/09)
	62	WINSTON-SALEM STATE (11/24/08)
	64	vs Maryland (03/13/09)
	65	at Maryland (03/03/09)
	66	WRIGHT STATE (12/14/08)
FIELD GOALS MADE.....	19	at Miami (02/04/09)
	22	WINSTON-SALEM STATE (11/24/08)
	22	vs Maryland (03/13/09)
FIELD GOAL ATTEMPTS.....	42	WINSTON-SALEM STATE (11/24/08)
	46	WRIGHT STATE (12/14/08)
FIELD GOAL PERCENTAGE.....	.297 (22-74)	vs Maryland (03/13/09)
	.317 (19-60)	at Miami (02/04/09)
3 PT FIELD GOALS MADE.....	1	WINSTON-SALEM STATE (11/24/08)
	1	vs Baylor (11/30/08)
3 PT FG ATTEMPTS.....	6	WINSTON-SALEM STATE (11/24/08)
	6	vs Baylor (11/30/08)
	6	at Boston College (01/14/09)
3 PT FG PERCENTAGE.....	.120 (3-25)	vs Maryland (03/13/09)
	.150 (3-20)	at Miami (02/04/09)
FREE THROWS MADE.....	9	at NC State (02/11/09)
	10	VIRGINIA TECH (01/21/09)
	10	at Georgia Tech (01/31/09)
	10	at Maryland (03/03/09)
FREE THROW ATTEMPTS.....	12	VIRGINIA TECH (01/21/09)
	16	at NC State (02/11/09)
	16	at Duke (02/22/09)
FREE THROW PERCENTAGE.....	.517 (15-29)	vs Cal State Fullerton (11/27/08)
	.563 (9-16)	at NC State (02/11/09)
REBOUNDS.....	31	BOSTON COLLEGE (02/08/09)
	33	vs UTEP (11/28/08)
	33	vs Cleveland State (03/20/09)
ASSISTS.....	7	at Miami (02/04/09)
	8	VIRGINIA TECH (01/21/09)
	8	at Virginia (02/28/09)
	8	vs Maryland (03/13/09)
STEALS.....	1	at Duke (02/22/09)
	3	NC STATE (02/26/09)
BLOCKED SHOTS.....	1	FLORIDA STATE (02/14/09)
	2	WRIGHT STATE (12/14/08)
	2	GEORGIA TECH (02/18/09)
	2	at Duke (02/22/09)
	2	CLEMSON (03/08/09)
TURNOVERS.....	8	at East Carolina (12/22/08)
	9	RADFORD (12/30/08)
	9	vs Maryland (03/13/09)
FOULS.....	10	BUCKNELL (12/06/08)
	10	NC STATE (02/26/09)

2008-09 Wake Forest Basketball
Wake Forest High/Low Analysis (Final)
All games

Opponent - GAME LOWS

POINTS.....	31	WINSTON-SALEM STATE (11/24/08)
	48	N.C. CENTRAL (11/14/08)
	52	BUCKNELL (12/06/08)
	53	WRIGHT STATE (12/14/08)
	54	at East Carolina (12/22/08)
FIELD GOALS MADE.....	13	WINSTON-SALEM STATE (11/24/08)
	16	N.C. CENTRAL (11/14/08)
FIELD GOAL ATTEMPTS.....	45	WINSTON-SALEM STATE (11/24/08)
	48	WRIGHT STATE (12/14/08)
FIELD GOAL PERCENTAGE.....	.267 (16-60)	N.C. CENTRAL (11/14/08)
	.289 (13-45)	WINSTON-SALEM STATE (11/24/08)
3 PT FIELD GOALS MADE.....	2	WINSTON-SALEM STATE (11/24/08)
	3	at Georgia Tech (01/31/09)
3 PT FG ATTEMPTS.....	12	RADFORD (12/30/08)
	13	WINSTON-SALEM STATE (11/24/08)
3 PT FG PERCENTAGE.....	.154 (2-13)	WINSTON-SALEM STATE (11/24/08)
	.167 (3-18)	at Georgia Tech (01/31/09)
FREE THROWS MADE.....	2	at Maryland (03/03/09)
	3	WINSTON-SALEM STATE (11/24/08)
FREE THROW ATTEMPTS.....	2	at Maryland (03/03/09)
	8	WINSTON-SALEM STATE (11/24/08)
	8	at Virginia (02/28/09)
FREE THROW PERCENTAGE.....	.375 (3-8)	WINSTON-SALEM STATE (11/24/08)
	.444 (4-9)	BUCKNELL (12/06/08)
REBOUNDS.....	19	WRIGHT STATE (12/14/08)
	20	WINSTON-SALEM STATE (11/24/08)
ASSISTS.....	3	N.C. CENTRAL (11/14/08)
	8	WINSTON-SALEM STATE (11/24/08)
	8	vs UTEP (11/28/08)
	8	at Richmond (12/19/08)
	8	RADFORD (12/30/08)
	8	DUKE (01/28/09)
STEALS.....	2	UNC WILMINGTON (11/19/08)
	2	vs Maryland (03/13/09)
BLOCKED SHOTS.....	0	UNC WILMINGTON (11/19/08)
	0	WINSTON-SALEM STATE (11/24/08)
	0	INDIANA (12/03/08)
	0	at Brigham Young (01/03/09)
TURNOVERS.....	6	at Duke (02/22/09)
	6	vs Cleveland State (03/20/09)
FOULS.....	15	at Miami (02/04/09)
	15	at NC State (02/11/09)

2008-09 Wake Forest Basketball
Wake Forest Player High/Low Analysis (Final)
All games

Wake Forest - INDIVIDUAL GAME HIGHS

Points.....	34	Teague,Jeff vs North Carolina (01/11/09)
	31	Teague,Jeff vs UNC Wilmington (11/19/08)
	30	Teague,Jeff at Brigham Young (01/03/09)
	29	Teague,Jeff at Boston College (01/14/09)
	29	Teague,Jeff vs UTEP (11/28/08)
Field Goals Made.....	12	Johnson,James vs NC State (02/26/09)
	11	Johnson,James at Duke (02/22/09)
	11	Johnson,James vs UNC Wilmington (11/19/08)
Field Goal Att.....	18	Johnson,James vs Maryland (03/13/09)
	17	Johnson,James at Duke (02/22/09)
	17	Teague,Jeff at Boston College (01/14/09)
	17	Teague,Jeff vs North Carolina (01/11/09)
	17	Teague,Jeff vs Cal State Fullerton (11/27/08)
	17	Teague,Jeff vs UNC Wilmington (11/19/08)
FG Pct (min 5 made).....	.889 (8-9)	Aminu,Al-Farouq vs Boston College (02/08/09)
	.857 (6-7)	Woods,Tony vs N.C. Central (11/14/08)
3-Point FG Made.....	5	Hale,Harvey vs Wright State (12/14/08)
	4	Johnson,James vs Cleveland State (03/20/09)
	4	Teague,Jeff vs Boston College (02/08/09)
	4	Teague,Jeff vs Bucknell (12/06/08)
	4	Teague,Jeff vs Cal State Fullerton (11/27/08)
3-Point FG Att.....	6	Teague,Jeff at Maryland (03/03/09)
	6	Teague,Jeff vs Boston College (02/08/09)
	6	Hale,Harvey vs Wright State (12/14/08)
	6	Teague,Jeff vs Bucknell (12/06/08)
	6	Teague,Jeff vs Cal State Fullerton (11/27/08)
	6	Hale,Harvey vs UNC Wilmington (11/19/08)
3-Pt FG Pct (min 2 made).....	1.000 (3-3)	Johnson,James vs Indiana (12/03/08)
	1.000 (2-2)	Teague,Jeff at Duke (02/22/09)
	1.000 (2-2)	Teague,Jeff vs UNC Wilmington (11/19/08)
Free Throws Made.....	13	Teague,Jeff at Clemson (01/17/09)
	13	Teague,Jeff vs North Carolina (01/11/09)
	13	Teague,Jeff vs UTEP (11/28/08)
Free Throw Att.....	18	Teague,Jeff at Clemson (01/17/09)
	16	Teague,Jeff vs UTEP (11/28/08)
FT Pct (min 3 made).....	1.000 (9-9)	Aminu,Al-Farouq at East Carolina (12/22/08)
	1.000 (7-7)	Johnson,James vs Virginia Tech (01/21/09)
	1.000 (7-7)	Teague,Jeff vs Radford (12/30/08)
	1.000 (6-6)	Teague,Jeff at Duke (02/22/09)
	1.000 (6-6)	Woods,Tony vs Florida State (02/14/09)
	1.000 (6-6)	McFarland,Chas vs Radford (12/30/08)
	1.000 (6-6)	Teague,Jeff at Richmond (12/19/08)
	1.000 (5-5)	Smith,Ishmael vs Florida State (02/14/09)
	1.000 (4-4)	Smith,Ishmael vs NC State (02/26/09)
	1.000 (4-4)	Johnson,James at Georgia Tech (01/31/09)
	1.000 (4-4)	McFarland,Chas vs Cal State Fullerton (11/27/08)
	1.000 (4-4)	Teague,Jeff vs N.C. Central (11/14/08)
	1.000 (4-4)	McFarland,Chas vs N.C. Central (11/14/08)
	1.000 (3-3)	Aminu,Al-Farouq at Brigham Young (01/03/09)
	1.000 (3-3)	Williams,L.D. at East Carolina (12/22/08)
	1.000 (3-3)	Williams,L.D. at Richmond (12/19/08)
	1.000 (3-3)	Teague,Jeff vs Indiana (12/03/08)
	1.000 (3-3)	Woods,Tony vs UNC Wilmington (11/19/08)

Rebounds.....	18	Johnson,James vs NC State (02/26/09)
	15	Johnson,James at Brigham Young (01/03/09)
Assists.....	9	Smith,Ishmael at East Carolina (12/22/08)
	8	Smith,Ishmael vs Georgia Tech (02/18/09)
	8	Teague,Jeff vs Boston College (02/08/09)
	8	Teague,Jeff vs Baylor (11/30/08)
Steals.....	5	Aminu,Al-Farouq at Georgia Tech (01/31/09)
	5	Johnson,James vs Wright State (12/14/08)
	5	Teague,Jeff vs UNC Wilmington (11/19/08)
Blocked Shots.....	5	Aminu,Al-Farouq vs Indiana (12/03/08)
	4	Johnson,James vs Cleveland State (03/20/09)
	4	Johnson,James vs Duke (01/28/09)
	4	Aminu,Al-Farouq at Clemson (01/17/09)
Turnovers.....	8	Teague,Jeff at Richmond (12/19/08)
	7	Teague,Jeff vs Cleveland State (03/20/09)
Fouls.....	5	Hale,Harvey vs Maryland (03/13/09)
	5	Aminu,Al-Farouq at NC State (02/11/09)
	5	McFarland,Chas at NC State (02/11/09)
	5	Johnson,James at Miami (02/04/09)
	5	Johnson,James vs Virginia Tech (01/21/09)
	5	Williams,L.D. vs Virginia Tech (01/21/09)
	5	McFarland,Chas vs Virginia Tech (01/21/09)
	5	Johnson,James vs North Carolina (01/11/09)
	5	Aminu,Al-Farouq vs North Carolina (01/11/09)
	5	Aminu,Al-Farouq vs Baylor (11/30/08)
	5	McFarland,Chas vs UTEP (11/28/08)

2008-09 Wake Forest Basketball
Wake Forest High/Low Analysis (Final)
All games

OPPONENT INDIVIDUAL GAME HIGHS

Points.....	35	Henderson,Gerald at Duke (02/22/09)
	32	Jack McClinton at Miami (02/04/09)
	31	JACKSON, Stefon vs UTEP (11/28/08)
	30	Scheyer,Jon at Duke (02/22/09)
	25	Lawal, Gani at Georgia Tech (01/31/09)
Field Goals Made.....	11	Henderson,Gerald at Duke (02/22/09)
	11	Jack McClinton at Miami (02/04/09)
Field Goal Att.....	25	Akognon, Josh vs Cal State Fullerton (11/27/08)
	24	Greivis Vasquez at Maryland (03/03/09)
	24	CULPEPPER, Randy vs UTEP (11/28/08)
FG Pct (min 5 made).....	.833 (5-6)	Adrian Thomas at Miami (02/04/09)
	.750 (6-8)	Trapani, Joe vs Boston College (02/08/09)
	.750 (6-8)	Cooperwood, Cory vs Wright State (12/14/08)
3-Point FG Made.....	6	Clinch, Lewis vs Georgia Tech (02/18/09)
	6	Jack McClinton at Miami (02/04/09)
3-Point FG Att.....	14	Akognon, Josh vs Cal State Fullerton (11/27/08)
	13	Clinch, Lewis vs Georgia Tech (02/18/09)
	13	TAVERNARI, Jonathan at Brigham Young (01/03/09)
3-Pt FG Pct (min 2 made).....	1.000 (3-3)	Felder, Daryl vs UNC Wilmington (11/19/08)
	.833 (5-6)	Dave Neal at Maryland (03/03/09)
Free Throws Made.....	13	JACKSON, Stefon vs UTEP (11/28/08)
	12	Henderson,Gerald at Duke (02/22/09)
Free Throw Att.....	14	Henderson,Gerald at Duke (02/22/09)
	14	Lawal, Gani at Georgia Tech (01/31/09)
	14	JACKSON, Stefon vs UTEP (11/28/08)
FT Pct (min 3 made).....	1.000 (8-8)	Hayes, Eric vs Maryland (03/13/09)
	1.000 (8-8)	Scheyer,Jon vs Duke (01/28/09)
	1.000 (7-7)	Ellington,Wayne vs North Carolina (01/11/09)
	1.000 (6-6)	Singler,Kyle vs Duke (01/28/09)
	1.000 (5-5)	Gardner, John David vs Wright State (12/14/08)
	1.000 (4-4)	Booker, Trevor vs Clemson (03/08/09)
	1.000 (4-4)	Landesberg, Sylven at Virginia (02/28/09)
	1.000 (4-4)	Smith, Tracy vs NC State (02/26/09)
	1.000 (4-4)	Gonzalez, Javier at NC State (02/11/09)
	1.000 (4-4)	Williams, C.J. at NC State (02/11/09)
	1.000 (4-4)	Paris, Biko vs Boston College (02/08/09)
	1.000 (4-4)	Southern, Josh vs Boston College (02/08/09)
	1.000 (4-4)	Cyrus McGowan at Miami (02/04/09)
	1.000 (4-4)	Aminu, Alade at Georgia Tech (01/31/09)
	1.000 (3-3)	Trapani, Joe at Boston College (01/14/09)
	1.000 (3-3)	ABOUO, Charles at Brigham Young (01/03/09)
	1.000 (3-3)	CULPEPPER, Randy vs UTEP (11/28/08)
Rebounds.....	16	Parakhouski,Artsiom vs Radford (12/30/08)
	14	Rogers, Kevin vs Baylor (11/30/08)
Assists.....	9	Vasquez, Greivis vs Maryland (03/13/09)
	9	FREDETTE, Jimmer at Brigham Young (01/03/09)
	9	YOUNG, Brock at East Carolina (12/22/08)
Steals.....	5	Stitt, Demontez at Clemson (01/17/09)
	5	Green,Danny vs North Carolina (01/11/09)
Blocked Shots.....	6	Aminu, Alade at Georgia Tech (01/31/09)
	5	Booker, Trevor at Clemson (01/17/09)
Turnovers.....	8	Rice, Tyrese at Boston College (01/14/09)
	7	Henderson,Gerald vs Duke (01/28/09)
	7	Johnson,Amir vs Radford (12/30/08)
	7	Dumes, Devan vs Indiana (12/03/08)

Fouls.....

- 5 Oglesby, Terrence vs Clemson (03/08/09)
- 5 Scott, Mike at Virginia (02/28/09)
- 5 Nolan Smith at Duke (02/22/09)
- 5 Echefu,Uche vs Florida State (02/14/09)
- 5 Gibson,Xavier vs Florida State (02/14/09)
- 5 Potter, David at Clemson (01/17/09)
- 5 Stitt, Demontez at Clemson (01/17/09)
- 5 Green,Danny vs North Carolina (01/11/09)
- 5 ABOUO, Charles at Brigham Young (01/03/09)
- 5 MACGREGOR, Gavin at Brigham Young (01/03/09)
- 5 MILES, Chris at Brigham Young (01/03/09)
- 5 SMITH, Kevin at Richmond (12/19/08)
- 5 Acy, Quincy vs Baylor (11/30/08)
- 5 Dugat, Henry vs Baylor (11/30/08)
- 5 Guisse, Papa vs Cal State Fullerton (11/27/08)



DEMON DEACON BASKETBALL

2008-09 WAKE FOREST BASKETBALL SEASON IN REVIEW

2008-09 SEASON RESULTS - FINAL

OVERALL: 24-7 / ACC: 11-5 / HOME: 14-1 / ROAD: 7-4 / NEUTRAL: 3-2

Date	WFU Rank	OPP Rank	Opponent	W/L	Score	Record	WFU High Scorer	OPP High Scorer	High Rebounds	High Assists	Attend.
N14	21/24	--	N.C. CENTRAL	W	94-48	1-0	Al-Farouq Aminu 21	Jamar Briscoe 18	James Johnson 10 Al-Farouq Aminu 10	Jeff Teague 6	9,573
N19	20/25	--	UNC WILMINGTON	W	120-88	2-0	Jeff Teague 31	Johnny Wolf 24	Al-Farouq Aminu 12	Al-Farouq Aminu 5 Harvey Hale 5	10,061
N24	19/24	--	WINSTON-SALEM STATE	W	62-31	3-0	Jeff Teague 14	Jamal Durham 14	James Johnson 9	Jeff Teague 6	9,181
N27	19/24	--	vs. Cal State Fullerton ^	W	75-69	4-0	Jeff Teague 24	Josh Akognon 24	James Johnson 8	L.D. Williams 3	1,388
N28	19/24	--	vs. UTEP ^	W	82-79	5-0	Jeff Teague 29	Stefon Jackson 31	Al-Farouq Aminu 8	Jeff Teague 6	1,387
N30	19/24	rv/rv	vs. Baylor ^	W	87-74	6-0	L.D. Williams 15	Henry Dugat 19	James Johnson 14	Jeff Teague 8	1,877
D3	15/17	--	INDIANA &	W	83-58	7-0	James Johnson 21	Matt Roth 12	Al-Farouq Aminu 9	Jeff Teague 5	12,445
D6	15/17	--	BUCKNELL	W	81-52	8-0	Jeff Teague 26	Darryl Shazier 12	Chas McFarland 7	Ishmael Smith 5	10,305
D14	11/11	--	WRIGHT STATE	W	66-53	9-0	Harvey Hale 17	John David Gardner 14	Al-Farouq Aminu 7	Ishmael Smith 6	8,904
D19	10/10	--	at Richmond	W	86-79	10-0	Jeff Teague 21	Kevin Anderson 21	Chas McFarland 14	Ishmael Smith 3 Jeff Teague 3	6,635
D22	6/6	--	at East Carolina	W	94-54	11-0	Al-Farouq Aminu 21	Darrius Morrow 15	Al-Farouq Aminu 12	Ishmael Smith 9	7,575
D30	6/6	--	RADFORD	W	83-61	12-0	Jeff Teague 19	Artsiom Parakhouski 15	James Johnson 12	James Johnson 5	11,253
J3	6/6	rv/rv	at Brigham Young	W	94-87	13-0	Jeff Teague 30	Jimmer Fredette 23	James Johnson 15	Jeff Teague 4	23,096
J11	4/4	3/3	NORTH CAROLINA	W	92-89	14-0, 1-0	Jeff Teague 34	Danny Green 22	Chas McFarland 9	Al-Farouq Aminu 4 Jeff Teague 4	14,714
J14	2/3	rv/rv	at Boston College*	W	83-63	15-0, 2-0	Jeff Teague 29	Tyrese Rice 20 Joe Trapani 20	Al-Farouq Aminu 8 James Johnson 8 Chas McFarland 8	Al-Farouq Aminu 4 Ishmael Smith 4	8,606
J17	2/3	10/9	at Clemson*	W	78-68	16-0, 3-0	Jeff Teague 24	Terrence Oglesby 15 K.C. Rivers 15	Chas McFarland 12	Jeff Teague 5	10,000
J21	1/1	--	VIRGINIA TECH*	L	71-78	16-1, 3-1	Jeff Teague 23	Malcolm Delaney 21	Al-Farouq Aminu 7	Ishmael Smith 4	14,110
J28	6/4	1/1	DUKE*	W	70-68	17-1, 4-1	Al-Farouq Aminu 15	Kyle Singler 22	James Johnson 11	Ishmael Smith 4	14,665
J31	6/4	--	at Georgia Tech*	L	74-76	17-2, 4-2	Al-Farouq Aminu 17	Gani Lawal 25	Al-Farouq Aminu 11	James Johnson 6	8,853
F4	7/6	--	at Miami*	L	52-79	17-3, 4-3	Jeff Teague 19	Jack McClinton 32	James Johnson 7	Ishmael Smith 3	5,792
F8	7/6	--/rv	BOSTON COLLEGE*	W	93-76	18-3, 5-3	Jeff Teague 27	Joe Trapani 19	James Johnson 10	Jeff Teague 8	11,185
F11	7/8	--	at NC State*	L	76-82	18-4, 5-4	James Johnson 18	Brandon Costner 23	James Johnson 9	Jeff Teague 7	16,848
F14	7/8	25/25	FLORIDA STATE*	W	86-63	19-4, 6-4	Al-Farouq Aminu 17	Toney Douglas 22	Al-Farouq Aminu 5 Ishmael Smith 5 L.D. Williams 5	Ishmael Smith 4	13,854
F18	8/8	--	GEORGIA TECH*	W	87-69	20-4, 7-4	James Johnson 24	Lewis Clinch 24	James Johnson 11	Ishmael Smith 8	12,809
F21	8/8	9/9	at Duke*	L	91-101	20-5, 7-5	Jeff Teague 28	Gerald Henderson 35	James Johnson 11	Ishmael Smith 5	9,314
F26	13/14	--	NC STATE*	W	85-78	21-5, 8-5	James Johnson 28	Tracy Smith 18	James Johnson 18	Jeff Teague 4	14,108
F28	13/14	--	at Virginia*	W	70-60	22-5, 9-5	Al-Farouq Aminu 12 Chas McFarland 12 Jeff Teague 12	Calvin Baker 13	James Johnson 8	Ishmael Smith 2 Jeff Teague 2 L.D. Williams 2	11,065
M3	10/10	--	at Maryland*	W	65-63	23-5, 10-5	Jeff Teague 17	Dave Neal 19	Al-Farouq Aminu 14	Ishmael Smith 4	17,950
M8	10/10	18/19	CLEMSON*	W	96-88	24-5, 11-5	Al-Farouq Aminu 21 James Johnson 21	K.C. Rivers 21 Demontez Stitt 21	Al-Farouq Aminu 10	Ishmael Smith 6	14,665
M13	8/9	--	vs. Maryland #	L	64-75	24-6, 11-5	James Johnson 20	Greivis Vasquez 22	James Johnson 12	Gary Clark 2 Ishmael Smith 2 Jeff Teague 2	26,352
M20	12/11	--	vs. Cleveland State %	L	69-84	24-7, 11-5	James Johnson 22	Norris Cole 22	James Johnson 8	Jeff Teague 5	8,990

CAPS - home game

* - ACC game

^ - 76 Classic (Anaheim, Calif.)

& - ACC/Big Ten Challenge

- ACC Tournament at Atlanta, Ga. (Georgia Dome)

% - NCAA Tournament at Miami, Fla. (American Airlines Arena)

Rank = Associated Press / Coaches (For teams played, ranking is at time of game; For future opponents, ranking is current.)





DEMON DEACON BASKETBALL

2008-09 WAKE FOREST BASKETBALL SEASON IN REVIEW

INDIVIDUAL & TEAM SUPERLATIVES

INDIVIDUAL	WAKE FOREST	OPPONENT
Points scored	34, Jeff Teague vs. North Carolina (1.11)	35, Gerald Henderson of Duke (2.22)
*Points scored/half	22 (2nd), Jeff Teague vs. UTEP (11.28)	22 (2nd), Jack McClinton of Miami (2.4)
Offensive rebounds	9, James Johnson vs. Maryland (3.13)	10, Tracy Smith of NC State (2.11)
Defensive rebounds	15, James Johnson vs. NC State (2.26)	12, Alade Aminu of Georgia Tech (1.31)
Total rebounds	18, James Johnson vs. NC State (2.26)	16, Artsiom Parakhouski of Radford (12.30)
Field goals	12, James Johnson vs. NC State (2.26)	11, Jack McClinton of Miami (2.4) 11, Gerald Henderson of Duke (2.22)
Field goal attempts	18, James Johnson vs. Maryland (3.13)	25, Josh Akognon of Cal State Fullerton (11.27)
Field goal percentage (min. 5 made)	.857 (6-7), Tony Woods vs. N.C. Central (11.14)	.750 (6-8), Cory Cooperwood of Wright State (12.14)
Field goal percentage (min. 10 made)	.833 (10-12), James Johnson vs. Georgia Tech (2.18)	.733 (11-15), Gerald Henderson of Duke (2.22)
3-Point field goals	5, Harvey Hale vs. Wright State (12.14)	6, Jack McClinton of Miami (2.4) 6, Lewis Clinch of Georgia Tech (2.18)
3-Point field goal attempts	6, five times (last: Jeff Teague at Maryland, 3.3)	14, Josh Akognon of Cal State Fullerton (11.27)
3-Point FG percentage (min. 4 made)	.833 (5-6), Harvey Hale vs. Wright State (12.14)	.833 (5-6), Dave Neal of Maryland (3.3)
Free throws	13, Jeff Teague vs. UTEP (11.28) 13, Jeff Teague vs. North Carolina (1.11) 13, Jeff Teague at Clemson (1.17)	13, Stefon Jackson of UTEP (11.28)
Free throw attempts	18, Jeff Teague at Clemson (1.17)	14, Stefon Jackson of UTEP (11.28) 14, Gani Lawal of Georgia Tech (1.31) 14, Gerald Henderson of Duke (2.22)
Free throw percentage (min. 8 made)	1.000 (9-9), Al-Farouq Aminu at East Carolina (12.22)	1.000 (8-8), Jon Scheyer of Duke (1.28) 1.000 (8-8), Eric Hayes of Maryland (3.13)
Assists	9, Ishmael Smith at East Carolina (12.22)	9, Brock Young of East Carolina (12.22) 9, Jimmer Fredette of BYU (1.3) 9, Greivis Vasquez of Maryland (3.13)
Steals	5, Jeff Teague vs. UNC Wilmington (11.19) 5, James Johnson vs. Wright State (12.14) 5, Al-Farouq Aminu at Georgia Tech (1.31)	5, Danny Green of North Carolina (1.11) 5, Demontez Stitt of Clemson (1.17)
Turnovers	8, Jeff Teague at Richmond (12.19)	8, Tyrese Rice of Boston College (1.14)
Blocked shots	5, Al-Farouq Aminu vs. Indiana (12.3)	6, Alade Aminu of Georgia Tech (1.31)
Minutes played (regulation game)	39, Jeff Teague vs. Baylor (11.30) 39, Jeff Teague vs. North Carolina (1.11)	40, four times (last: Corey Raji of Boston College, 2.8)

TEAM	WAKE FOREST HIGH	WAKE FOREST LOW	OPPONENT HIGH	OPPONENT LOW
Points scored	120 vs. UNC Wilmington (11.19)	52 at Miami (2.4)	101 by Duke (2.22)	31 by Winston-Salem State (11.24)
*Points in one half	61 (1st) vs. UNC Wilmington (11.19)	21 (1st) vs. W-S State (11.24)	51 (1st) by Duke (2.22)	14 (1st) by W-S State (11.24)
Victory margin	46 (94-48) vs. N.C. Central (11.14)	2 (70-68) vs. Duke (1.28) 2 (65-63) at Maryland (3.3)	27 (79-52) by Miami (2.4)	2 (76-74) by Georgia Tech (1.31)
Field goals	47 vs. UNC Wilmington (11.19)	19 at Miami (2.4)	33 by Duke (2.22)	13 by Winston-Salem State (11.24)
Field goal attempts	83 vs. UNC Wilmington (11.19)	42 vs. Winston-Salem State (11.24)	79 by UTEP (11.28)	45 by Winston-Salem State (11.24)
Field goal percentage	.615 (32-52) vs. Indiana (12.3)	.297 (22-74) vs. Maryland (3.13)	.541 (33-61) by Duke (2.22)	.267 (16-60) by N.C. Central (11.14)
*Single-half FG %	.682 (15-22) (2nd) vs. WSSU (11.24)	.257 (9-35) (1st) vs. Maryland (3.13)	.571 (16-28) (2nd) by Cleveland St (3.20)	.188 (6-32) (1st) by N.C. Central (11.14)
3-Point field goals	7 vs. Bucknell (12.6) 7 vs. Wright State (12.14) 7 vs. Georgia Tech (2.18)	1 vs. Winston-Salem State (11.24)	12 by UNC Wilmington (11.19)	2 by Winston-Salem State (11.24)
3-Point FG attempts	25 vs. Maryland (3.13)	6 vs. Winston-Salem State (11.24) 6 vs. Baylor (11.30) 6 at Boston College (1.14)	32 by BYU (1.3)	12 by Radford (12.30)
3-Point FG percentage	.556 (5-9) at Duke (2.22)	.120 (3-25) vs. Maryland (3.13)	.458 (11-24) by Miami (2.4)	.154 (2-13) by W-S State (11.24)
Free throws	34 vs. Baylor (11.30)	9 at NC State (2.11)	31 by North Carolina (1.11)	2 by Maryland (3.3)
Free throw attempts	48 vs. Baylor (11.30)	12 vs. Virginia Tech (1.21)	38 by North Carolina (1.11)	2 by Maryland (3.3)
Free throw percentage	.875 (14-16) at Duke (2.22)	.517 (15-29) vs. CS Fullerton (11.27)	100.0 (8-8) by Virginia (2.28)	.375 (3-8) by W-S State (11.24)
Offensive rebounds	22 vs. Maryland (3.13)	4 vs. UTEP (11.28)	26 by UTEP (11.28)	3 by Winston-Salem State (11.24)
Defensive rebounds	42 vs. Baylor (11.30)	18 vs. Maryland (3.13)	32 by Duke (1.28)	12 by Duke (2.22)
Total rebounds	62 vs. Baylor (11.30)	31 vs. Boston College (2.8)	51 by North Carolina (1.11)	19 by Wright State (12.14)
Rebound margin	+24 (62-38) vs. Baylor (11.30)	-	+17 (50-33) by UTEP (11.28)	-
Personal fouls	27 vs. North Carolina (1.11) 27 vs. Virginia Tech (1.21)	10 vs. Bucknell (12.6) 10 vs. NC State (2.26)	30 by Baylor (11.30)	15 by Miami (2.4) 15 by NC State (2.11)
DQs	3 vs. Virginia Tech (1.21)	0, 25 times	3 by BYU (1.3)	0, 22 times
Assists	28 at East Carolina (12.22)	7 at Miami (2.4)	21 by BYU (1.3)	3 by N.C. Central (11.14)
Turnovers	24 vs. Indiana (12.3)	8 at East Carolina (12.22)	26 by Indiana (12.3)	6 by Duke (2.22) 6 by Cleveland State (3.20)
Blocked shots	13, vs. Cleveland State (3.20)	1 vs. Florida State (2.14)	10 by Georgia Tech (1.31)	0, four times (last: at BYU, 1.3)
Steals	14 vs. N.C. Central (11.14) 14 vs. Wright State (12.14)	1 at Duke (2.22)	12, four times (last: by Ga Tech, 2.18)	2 by UNC Wilmington (11.19) 2 by Maryland (3.13)
Double-figure scorers	5, five times (last: vs. Clemson, 3.8)	1 vs. Winston-Salem State (11.24)	5 by BYU (1.3) 5 by NC State (2.11) 5 by NC State (2.26)	1 by Winston-Salem State (11.24) 1 by Bucknell (12.6) 1 by East Carolina (12.22)

* Does not include overtime periods





DEMON DEACON BASKETBALL

2008-09 WAKE FOREST BASKETBALL SEASON IN REVIEW

MISCELLANEOUS STATISTICS

Attendance	G	Total	Avg.
Home	15	181,832	12,122
Away	11	125,734	11,430
Neutral	5	39,994	7,999
Total	31	347,560	11,212

Miscellaneous	Wake	Opp
3-second violations	1	0
5-second violations	1	2
10-second violations	0	2
Lane violations	2	2
Defensive goal tending	10	1
Offensive goal tending	2	1
Shot clock expired	7	8
4-point plays	0	0
Opening tips controlled	12	19
Technical fouls (players)	4	4
Technical fouls (bench)	2	0

DOUBLE-DOUBLES	2008-09	Career
James Johnson	10	18
Al-Farouq Aminu	10	10
L.D. Williams	1	4
Chas McFarland	1	3
Ishmael Smith	0	3
WAKE FOREST	22	36
OPPONENTS	11	

DOUBLE-FIGURE SCORING	2008-09	Career
Jeff Teague	31	52
Al-Farouq Aminu	22	22
James Johnson	21	45
L.D. Williams	12	38
Chas McFarland	12	22
Ishmael Smith	8	31
Tony Woods	2	2
Harvey Hale	1	29
David Weaver	0	3
Gary Clark	0	1
WAKE FOREST	109	244
OPPONENTS	95	

20-POINT SCORING GAMES	2008-09	Career
Jeff Teague	12	18
James Johnson	9	17
Al-Farouq Aminu	4	4
Chas McFarland	2	3
Harvey Hale	0	3
WAKE FOREST	27	45
OPPONENTS	24	

30-POINT SCORING GAMES	2008-09	Career
Jeff Teague	3	3
WAKE FOREST	3	3
OPPONENTS	4	

DOUBLE-FIGURE REBOUNDS	2008-09	Career
James Johnson	10	19
Al-Farouq Aminu	10	10
Chas McFarland	2	5
L.D. Williams	1	4
WAKE FOREST	23	36
OPPONENTS	15	

DOUBLE-FIGURE ASSISTS	2008-09	Career
Ishmael Smith	0	4
WAKE FOREST	0	4
OPPONENTS	0	

8+ ASSIST GAMES	2008-09	Career
Ishmael Smith	2	15
Jeff Teague	2	2
WAKE FOREST	4	17
OPPONENTS	3	

5+ ASSIST GAMES	2008-09	Career
Jeff Teague	10	14
Ishmael Smith	6	41
Al-Farouq Aminu	2	2
James Johnson	2	2
Harvey Hale	1	2
WAKE FOREST	21	61
OPPONENTS	10	

GAMES LED WAKE IN SCORING	2008-09	Career
Jeff Teague	17	27
James Johnson	7	18
Al-Farouq Aminu	7	7
Harvey Hale	1	6
Chas McFarland	1	3
L.D. Williams	1	3
Ishmael Smith	0	7

GAMES LED WAKE IN REBOUNDING	2008-09	Career
James Johnson	18	36
Al-Farouq Aminu	11	11
Chas McFarland	5	13
Ishmael Smith	1	7
L.D. Williams	1	6
Jeff Teague	0	1
David Weaver	0	1

GAMES LED WAKE IN ASSISTS	2008-09	Career
Ishmael Smith	15	66
Jeff Teague	15	24
Al-Farouq Aminu	3	3
James Johnson	2	6
L.D. Williams	2	5
Harvey Hale	1	3
Gary Clark	1	1
Chas McFarland	0	2

DUNKS	2008-09	Career
Al-Farouq Aminu	45	45
L.D. Williams	32	70
James Johnson	27	66
Tony Woods	17	17
Jeff Teague	15	22
David Weaver	11	39
Chas McFarland	5	11
Ty Walker	3	3
WAKE FOREST	155	273
OPPONENTS	57	

CHARGES DRAWN	2008-09	Career
David Weaver	7	16
L.D. Williams	6	17
James Johnson	4	8
Ishmael Smith	3	20
Chas McFarland	3	14
Al-Farouq Aminu	3	3
Harvey Hale	1	9
Gary Clark	1	2
Tony Woods	1	1
Jeff Teague	0	2
WAKE FOREST	29	92
OPPONENTS	42	

3-POINT PLAYS (2008-09 only)	Converted	Att.
Al-Farouq Aminu	11	22
James Johnson	9	17
L.D. Williams	8	9
Jeff Teague	6	7
Ishmael Smith	5	5
Chas McFarland	5	8
David Weaver	2	2
Tony Woods	2	5
Harvey Hale	1	1
WAKE FOREST	49	76
OPPONENTS	23	32

FREE THROWS - LAST 5 MINUTES	2008-09	Career
Jeff Teague	47-57	97-117
Harvey Hale	23-28	92-111
Al-Farouq Aminu	21-32	21-32
L.D. Williams	10-13	23-39
Chas McFarland	10-17	19-28
James Johnson	9-13	26-34
Ishmael Smith	5-6	31-62
Tony Woods	3-7	3-7
David Weaver	1-2	4-8
Gary Clark	1-2	2-4
Ty Walker	0-2	0-2
WAKE FOREST	130-179	318-444
OPPONENTS	106-157	

TECHNICAL FOUL FTS	2008-09	Career
Jeff Teague	2-2	2-2
Harvey Hale	0-0	7-10
WAKE FOREST	2-2	
OPPONENTS	8-8	

GAMES MISSED BECAUSE OF INJURY/ILLNESS	2008-09	Career
Ishmael Smith	2	2
Harvey Hale	1	1
L.D. Williams	0	4

LARGEST HALFTIME LEAD
24, 46-22 vs. NCCU (11/14/08)

LARGEST HALFTIME DEFICIT
11, 51-40 at Duke (2/22/09)

LARGEST WFU LEAD
46, 94-48 vs. NCCU (11/14/08)
46, 95-49 at ECU (12/22/08)

LARGEST WFU DEFICIT
27, 79-52 at Miami (2/4/09)

SPECIALTY STATS

WAKE FOREST-OPPONENT

Opponent	PP	POT	2nd	FB	BP
N.C. Central	54-6	26-6	15-6	26-0	27-16
UNCW	76-22	41-16	24-4	32-8	26-23
WSSU	36-12	19-13	8-2	12-4	24-8
vs. CS Fullerton	32-24	25-16	16-10	n/a	10-12
vs. UTEP	44-38	18-21	8-24	n/a	14-18
vs. Baylor	44-24	18-18	21-10	n/a	20-18
Indiana	44-24	26-14	12-16	20-4	16-20
Bucknell	34-12	22-6	15-9	8-0	23-13
Wright State	28-14	16-22	10-3	13-2	28-14
at Richmond	46-48	12-25	20-10	9-6	12-13
at East Carolina	58-24	20-6	10-16	24-5	29-20
Radford	50-36	24-14	17-15	18-4	19-4
at BYU	36-35	21-25	14-17	8-13	8-14
North Carolina	44-30	21-14	10-17	9-4	16-16
at Boston College	54-22	21-11	7-8	23-7	8-11
at Clemson	48-32	8-15	14-14	18-4	8-8
Virginia Tech	44-24	15-25	17-11	8-5	8-15
Duke	42-24	17-12	13-19	11-2	18-7
at Georgia Tech	38-32	13-13	8-10	10-6	13-15
at Miami	20-18	13-16	9-13	7-4	13-25
Boston College	48-28	23-11	11-20	22-5	15-12
at NC State	44-32	26-22	12-11	26-12	24-24
Florida State	40-24	17-13	9-7	18-6	27-17
Georgia Tech	46-24	22-24	12-13	16-2	23-12
at Duke	52-38	8-26	12-12	11-12	14-7
NC State	44-40	6-20	18-9	14-10	25-22
at Virginia	36-22	15-19	14-4	8-3	19-25
at Maryland	38-36	11-15	20-6	20-19	17-14
Clemson	58-40	17-17	18-7	10-9	41-19
vs. Maryland	34-26	11-7	20-9	6-4	14-18
vs. Cleveland St.	39-36	4-25	15-19	9-8	15-7
Totals	1351-847	556-507	429-351	416-168	576-447
Wake Avg.	43.6	17.9	13.8	14.9	18.6
Opp. Avg.	27.3	16.4	11.3	6.0	14.4

PP - Points in the Paint

POT - Points Off Turnovers

2nd - Second Chance Points

FB - Fast Break Points

BP - Bench Points

STARTING LINEUPS

Guard	Guard	Forward	Forward	Center	W-L
Teague	Williams	Aminu	Johnson	McFarland	23-5
Teague	Hale	Williams	Johnson	McFarland	1-0
Teague	Williams	Aminu	Johnson	Weaver	0-1
Teague	Williams	Aminu	Johnson	Woods	0-1





DEMON DEACON BASKETBALL

2008-09 WAKE FOREST BASKETBALL SEASON IN REVIEW

1 N.C. CENTRAL 48
#21 WAKE FOREST 94
 Nov. 14, 2008 Deacs open season with rout of NCCU
 Lawrence Joel Coliseum (9,573) Winston-Salem

NCCU 0-1	fg	3fg	ft	o-d-t	pf	TP	a	to	bs	s	mp
00 Worthy	0-2	0-1	0-0	1-2-3	4	0	1	2	2	2	29
30 Worah-Ozimo	0-4	0-0	1-4	5-4-9	4	1	0	2	1	2	37
05 Branch	1-8	1-7	0-0	0-3-3	2	3	0	5	0	0	29
10 Briscoe	6-19	3-6	3-6	2-0-2	2	18	1	4	0	2	28
24 Davis	4-19	1-6	1-2	3-3-6	4	10	1	2	2	1	30
01 Glasker	1-1	1-1	0-0	0-1-1	2	3	0	1	0	1	12
03 Walters	3-4	0-1	5-7	1-0-1	1	11	0	3	0	0	16
33 Holloway	1-3	0-0	0-0	2-2-4	2	2	0	2	1	0	19
TEAM				3-2-5							1
Totals.....	16-60	6-22	10-19	17-17-34	21	48	3	22	6	8	200

WAKE 1-0	fg	3fg	ft	o-d-t	pf	TP	a	to	bs	s	mp
01 Aminu	9-12	0-2	3-5	4-6-10	3	21	0	1	3	1	28
23 Johnson	7-11	1-3	3-4	2-8-10	1	18	5	3	0	3	28
13 McFarland	4-4	0-0	4-4	1-6-7	0	12	2	1	1	0	21
00 Teague	5-11	0-1	4-4	0-3-3	1	14	6	2	2	3	22
42 Williams	1-3	0-1	0-0	0-1-1	4	2	2	2	1	2	17
02 Clark	2-4	0-1	1-2	0-1-1	2	5	1	1	0	1	19
04 Hale	2-4	1-2	2-2	1-1-2	2	7	1	0	0	3	19
20 Lepore	0-1	0-1	0-0	0-0-0	0	0	0	0	0	0	2
40 Walker	1-4	0-0	0-0	1-1-2	0	2	0	0	0	0	5
44 Weaver	0-1	0-0	1-2	2-1-3	1	1	3	0	0	0	15
52 Hoekstra	0-0	0-0	0-0	1-0-1	0	0	0	1	0	1	2
55 Woods	6-7	0-0	0-1	1-1-2	3	12	0	2	0	0	22
TEAM				1-2-3							1
Totals.....	37-62	2-11	18-24	14-31-45	17	94	20	13	7	14	200

	1st	2nd	OT	Total	FG%	3pFG%	FT%
N.C. Central	22	26	-	48	26.7	27.3	52.6
Wake Forest	46	48	-	94	59.7	18.2	75.0

Points in the paint-NCCU 6, WF 54. Points off turnovers-NCCU 6, WF 26.
 2nd chance points-NCCU 6, WF 15. Fast break points-NCCU 0, WF 26.
 Bench points-NCCU 16, WF 27. Score tied-0 times. Lead changed-0 times.
 Largest lead-NCCU None, WF by 46 2nd-01:33.
 Officials: Les Jones, Mike Nance, Jerry Heater

2 UNC WILMINGTON 88
#20 WAKE FOREST 120
 Nov. 19, 2008 Wake sets Joel record with 120 points
 Lawrence Joel Coliseum (10,061) Winston-Salem

UNCW 2-1	fg	3fg	ft	o-d-t	pf	TP	a	to	bs	s	mp
01 Downey	1-1	1-1	0-0	1-3-4	2	3	2	0	0	0	11
21 Lacy	8-14	1-5	3-7	2-9-11	4	20	1	6	0	0	29
05 Tomko	3-13	1-7	0-0	2-0-2	3	7	3	0	2	2	28
14 Wolf	7-13	3-7	7-8	0-5-5	0	24	5	5	0	0	36
30 Felder	4-6	3-3	0-0	0-0-0	3	11	1	1	0	0	17
00 Davis	0-0	0-0	0-0	0-0-0	0	0	0	0	0	0	2
03 Jeralds	1-1	1-1	0-0	0-1-1	2	3	0	2	0	0	11
12 Sheets	1-4	1-4	0-0	0-0-0	1	3	0	0	0	0	20
22 Stephenson	3-4	0-0	5-7	0-2-2	3	11	3	5	0	0	23
23 Moore	2-6	1-2	1-3	0-2-2	3	6	1	1	0	0	14
42 Bald	0-0	0-0	0-0	0-0-0	0	0	0	0	0	0	2
54 Aycock	0-1	0-0	0-0	0-2-2	3	0	0	0	0	0	7
TEAM				1-0-1							1
Totals.....	30-63	12-30	16-25	6-24-30	24	88	20	24	0	2	200

WAKE 2-0	fg	3fg	ft	o-d-t	pf	TP	a	to	bs	s	mp
01 Aminu	5-11	0-1	1-3	3-9-12	4	11	5	3	1	1	31
23 Johnson	11-16	1-2	2-4	5-4-9	2	25	4	1	3	3	29
13 McFarland	9-14	0-0	1-2	5-3-8	2	19	0	1	1	0	22
00 Teague	10-17	2-2	9-12	1-4-5	3	31	2	2	0	5	24
42 Williams	4-6	0-2	0-0	0-2-2	3	8	2	0	0	0	21
02 Clark	2-3	0-0	0-0	0-0-2	2	4	3	1	0	0	9
04 Hale	1-7	1-6	5-6	0-2-2	3	8	5	2	0	2	27
20 Lepore	0-0	0-0	0-0	0-0-0	0	0	0	0	0	0	3
40 Walker	0-1	0-0	0-0	0-3-3	0	0	0	1	0	1	4
44 Weaver	1-3	0-0	1-2	2-1-3	3	3	0	0	1	0	11
52 Hoekstra	0-0	0-0	0-0	0-1-1	0	0	0	0	0	0	1
55 Woods	4-5	0-0	3-3	2-4-6	3	11	0	0	0	1	18
TEAM				1-0-1							1
Totals.....	47-83	4-13	22-32	19-33-52	25	120	19	13	6	13	200

	1st	2nd	OT	Total	FG%	3pFG%	FT%
UNCW	44	44	-	88	47.6	40.0	64.0
Wake Forest	61	59	-	120	56.6	30.8	68.8

Points in the paint-UNCW 22, WF 76. Points off turnovers-UNCW 16, WF 41.
 2nd chance points-UNCW 4, WF 24. Fast break points-UNCW 8, WF 32.
 Bench points-UNCW 23, WF 26. Score tied-1 time. Lead changed-2 times.
 Largest lead-UNCW by 1 1st-17:46, WF by 34 2nd-02:43.
 Officials: Mike Wood, Brent Hampton, Dwayne Gladden

3 WINSTON-SALEM ST. 31
#20 WAKE FOREST 62
 Nov. 24, 2008 Deacs hold Rams to record low
 Lawrence Joel Coliseum (9,181) Winston-Salem

WSSU 0-3	fg	3fg	ft	o-d-t	pf	TP	a	to	bs	s	mp
21 Durham	6-14	2-5	0-0	0-2-2	2	14	0	2	0	0	29
24 Davis	0-1	0-0	0-0	0-6-6	3	0	2	4	0	0	29
44 Morris	1-2	0-0	0-0	0-2-2	1	2	0	3	0	0	11
01 Monger	1-7	0-1	2-4	0-0-0	4	4	3	3	0	2	25
04 Gibson	1-6	0-0	1-3	0-2-2	3	3	0	3	0	0	29
02 McClinton	1-2	0-1	0-0	1-0-1	1	2	0	0	0	0	9
05 Tucker	0-4	0-4	0-1	0-0-0	4	0	2	2	0	1	26
12 Simms	0-0	0-0	0-0	0-0-0	0	0	0	0	0	0	1
34 Slocum	1-3	0-0	0-0	1-0-1	1	2	1	1	0	1	17
42 Alcuis	2-6	0-2	0-0	1-2-3	2	4	0	2	0	4	23
50 Murphy-Long	0-0	0-0	0-0	0-0-0	0	0	0	0	0	0	1
TEAM				0-3-3							2
Totals.....	13-45	2-13	3-8	3-17-20	21	31	8	22	0	9	200

WAKE 3-0	fg	3fg	ft	o-d-t	pf	TP	a	to	bs	s	mp
01 Aminu	2-3	0-0	2-2	1-7-8	3	6	0	2	1	0	21
23 Johnson	1-3	0-1	5-6	1-8-9	2	7	2	3	1	3	27
13 McFarland	1-2	0-0	5-6	2-4-6	1	7	0	2	3	1	20
42 Williams	2-4	0-1	0-0	0-4-4	3	4	1	1	1	2	24
00 Teague	6-8	0-1	2-2	0-2-2	2	14	6	5	0	2	28
02 Clark	1-4	0-1	0-0	0-0-0	1	2	0	2	0	0	12
04 Hale	1-3	1-2	3-6	0-0-2	2	6	1	1	0	0	14
10 Smith	0-0	0-0	0-0	0-2-2	1	0	2	2	0	0	11
20 Lepore	0-0	0-0	0-0	0-0-0	0	0	0	0	0	0	1
40 Walker	1-1	0-0	0-0	0-0-0	1	2	0	0	0	0	6
44 Weaver	4-6	0-0	0-0	1-1-2	0	8	1	2	0	2	16
52 Hoekstra	0-0	0-0	0-0	0-2-2	0	0	0	0	0	0	1
55 Woods	3-8	0-0	1-1	2-3-5	1	6	0	3	0	2	19
TEAM				0-1-1							1
Totals.....	22-42	1-6	17-23	7-34-41	17	62	13	23	6	12	200

	1st	2nd	OT	Total	FG%	3pFG%	FT%
WSSU	14	17	-	31	28.9	15.4	37.5
Wake Forest	21	41	-	62	52.4	16.7	73.9

Points in the paint-WSSU 12, WF 36. Points off turnovers-WSSU 13, WF 19.
 2nd chance points-WSSU 2, WF 8. Fast break points-WSSU 4, WF 12.
 Bench points-WSSU 8, WF 24. Score tied-2 times. Lead changed-2 times.
 Largest lead-WSSU by 2 1st-11:28, WF by 31 2nd-06:31.
 Officials: Ray Natili, Tony Dawkins, Michael Stephens

4 #19 WAKE FOREST 75
CAL STATE FULLERTON 69
 Nov. 27, 2008 Wake holds on for win in 76 Classic
 Anaheim Convention Center (1,388) Anaheim, CA

WAKE 4-0	fg	3fg	ft	o-d-t	pf	TP	a	to	bs	s	mp
01 Aminu	6-9	1-2	1-7	0-7-7	2	14	2	3	0	1	32
23 Johnson	3-8	1-3	1-2	2-6-8	4	8	1	2	3	1	29
13 McFarland	5-8	0-0	4-4	2-5-7	3	14	0	3	3	2	32
00 Teague	9-17	4-6	2-4	0-3-3	3	24	2	3	0	0	36
42 Williams	2-8	0-1	1-4	1-2-3	2	5	3	1	3	3	34
04 Hale	1-5	0-3	6-8	2-3-5	1	8	1	0	0	1	17
10 Smith	0-2	0-0	0-0	0-2-2	0	0	1	2	0	1	8
44 Weaver	0-0	0-0	0-0	0-1-1	0	0	0	0	1	0	4
55 Woods	1-2	0-0	0-0	1-0-1	1	2	0	2	0	0	8
TEAM				2-4-6							1
Totals.....	27-59	6-15	15-29	10-33-43	16	75	10	18	8	9	200

CSF 2-3	fg	3fg	ft	o-d-t	pf	TP	a	to	bs	s	mp
00 Thompson	3-12	0-4	0-0	1-0-1	1	6	0	2	0	1	19
24 Anderson	3-11	0-0	4-6	1-11-12	3	10	1	4	0	1	32
42 Guisse	2-6	0-0	2-2	6-3-9	5	6	0	3	1	1	25
01 Akognon	9-25	4-14	2-2	1-2-3	4	24	2	5	0	1	40
22 Streater	3-7	2-3	3-4	1-8-9	4	11	5	4	0	0	36
11 Lassiter	3-7	2-6	0-0	0-2-2	4	8	3	2	0	0	18
14 Shamsud-din	0-0	0-0	0-0	0-0-0	1	0	0	0	0	0	4
21 Rhymes	1-1	0-0	0-0	0-1-1	0	2	0	2	0	0	5
43 Miller	1-2	0-0	0-0	2-1-3	2	2	0	0	0	0	13
55 Thomas	0-0	0-0	0-0	0-1-1	0	0	0	0	0	0	8
TEAM				2-0-2							1
Totals.....	25-71	8-27	11-14	14-29-43	24	69	11	22	1	4	200

	1st</
--	-------



DEMON DEACON BASKETBALL

2008-09 WAKE FOREST BASKETBALL SEASON IN REVIEW

7 INDIANA 58
#15 WAKE FOREST 83
 Dec. 3, 2008 Deacs rout IU in ACC/Big Ten Challenge

Lawrence Joel Coliseum (12,445) Winston-Salem

IU 4-3	fg	3fg	ft	o-d-t	pf	TP	a	to	bs	s	mp
25 Pritchard	1-7	0-0	2-4	4-4-8	2	4	3	2	0	0	30
34 Story	4-12	1-3	1-2	1-1-2	2	10	0	6	0	3	22
03 Moore	2-5	0-1	3-5	2-1-3	2	7	3	4	0	1	34
20 Williams	4-11	0-4	1-2	4-6-10	2	9	1	0	0	0	26
33 Dumes	2-5	1-4	3-4	0-0-3	3	8	2	7	0	0	31
02 Roth	4-5	4-5	0-0	1-0-1	0	12	0	0	0	2	20
04 Finkelmeier	0-0	0-0	0-0	1-0-1	1	0	0	0	0	0	3
23 Schutz	0-2	0-2	1-3	0-0-0	0	1	2	0	0	1	7
40 Jobe	0-0	0-0	0-0	0-2-2	2	0	0	2	0	0	8
44 Taber	3-6	0-0	1-2	0-3-3	3	7	1	1	0	3	19
TEAM				0-0-0							1
Totals.....	20-53	6-19	12-22	13-17-30	17	58	11	26	0	10	200

WAKE 7-0	fg	3fg	ft	o-d-t	pf	TP	a	to	bs	s	mp
01 Aminu	4-9	0-1	5-8	5-4-9	1	13	2	4	5	2	26
23 Johnson	8-10	3-3	2-2	1-4-5	3	21	4	4	1	4	32
13 McFarland	1-3	0-0	2-2	2-4-6	2	4	0	0	0	1	14
00 Teague	5-9	0-1	3-3	0-3-3	3	13	5	6	0	4	25
42 Williams	7-9	1-2	1-2	0-1-1	3	16	0	2	0	1	23
02 Clark	0-1	0-1	0-0	0-0-0	0	0	0	0	0	0	7
04 Hale	3-5	1-2	0-0	0-2-2	2	7	1	1	0	1	14
10 Smith	1-2	0-1	0-0	0-2-2	0	2	4	3	0	0	20
20 Lepore	0-0	0-0	0-0	0-0-0	0	0	0	0	0	0	1
30 Bitove	0-0	0-0	0-0	0-0-0	0	0	0	0	0	0	1
35 Davis	0-0	0-0	0-0	0-0-0	0	0	0	0	0	0	1
40 Walker	1-2	0-0	0-0	0-0-0	0	2	0	0	0	0	5
41 Godwin	0-0	0-0	0-0	0-0-0	0	0	0	0	0	0	1
44 Weaver	0-0	0-0	1-2	0-0-0	1	1	0	1	1	0	13
52 Hoekstra	1-1	0-0	0-0	0-0-0	2	0	0	0	0	0	1
55 Woods	1-1	0-0	0-2	1-4-5	3	2	0	1	0	0	16
TEAM				0-1-1							2
Totals.....	32-52	5-11	14-21	9-25-34	18	83	16	24	7	13	200

	1st	2nd	OT	Total	FG%	3pFG%	FT%
Indiana	31	27	-	58	37.7	31.6	54.5
Wake Forest	47	36	-	83	61.5	45.5	66.7

Points in the paint-IU 24,WF 44. Points off turnovers-IU 14,WF 26.
 2nd chance points-IU 16,WF 12. Fast break points-IU 4,WF 20.
 Bench points-IU 20,WF 16. Score tied-5 times. Lead changed-5 times.
 Largest lead-IU by 3 1st-18:56, WF by 28 2nd-01:41.
 Officials: Bryan Kersey, Jamie Luckie, Roger Ayers

8 BUCKNELL 52
#15 WAKE FOREST 81
 Dec. 6, 2008 Deacs open season with rout of NCCU

Lawrence Joel Coliseum (10,305) Winston-Salem

BU 1-6	fg	3fg	ft	o-d-t	pf	TP	a	to	bs	s	mp
24 Behan	4-6	1-1	0-0	1-3-4	3	9	1	2	1	0	20
42 Linthicum	2-3	0-0	0-0	2-5-7	3	4	0	0	0	1	11
10 Castleberry	2-13	2-7	0-0	0-4-4	2	6	3	2	0	2	32
13 Shazier	4-12	4-8	0-0	0-3-3	2	12	0	5	0	0	30
22 Cohen	4-14	0-4	0-0	0-1-1	3	8	4	2	0	0	35
01 Leo	0-1	0-0	0-0	1-2-3	3	0	0	1	0	1	11
21 Boon	2-8	1-5	2-4	1-2-3	0	7	1	0	0	0	25
31 Ebner	0-0	0-0	0-0	0-0-0	0	0	0	0	0	0	2
32 Andoh	0-1	0-0	0-0	1-2-3	4	0	0	1	0	0	17
33 Evans	2-5	0-1	2-5	5-4-9	1	6	1	5	3	0	17
TEAM				1-1-2							1
Totals.....	20-63	8-26	4-9	12-27-39	21	52	10	18	4	4	200

WAKE 8-0	fg	3fg	ft	o-d-t	pf	TP	a	to	bs	s	mp
01 Aminu	1-6	0-1	3-4	2-4-6	1	5	2	2	1	0	24
23 Johnson	2-4	1-3	2-2	1-2-3	2	7	0	1	0	0	25
13 McFarland	2-5	0-0	3-4	1-6-7	0	7	1	2	2	0	21
00 Teague	9-14	4-6	4-5	1-4-5	0	26	4	2	0	2	29
42 Williams	5-10	0-3	3-5	1-4-5	2	13	1	1	0	3	24
02 Clark	2-5	0-1	0-0	0-3-3	2	4	0	1	0	1	11
04 Hale	3-8	1-4	0-0	0-1-1	2	7	0	0	0	0	12
10 Smith	0-4	0-2	0-1	3-2-5	0	0	5	0	0	0	19
20 Lepore	1-1	1-1	0-0	0-0-0	0	3	0	0	0	0	1
25 McQuilkin	0-0	0-0	0-0	0-0-0	0	0	0	0	0	0	1
40 Walker	0-1	0-0	0-0	1-0-1	0	0	0	0	2	0	5
44 Weaver	2-4	0-0	0-2	3-2-5	0	4	0	0	1	0	13
52 Hoekstra	0-0	0-0	0-0	0-0-0	0	0	0	0	0	0	1
55 Woods	2-4	0-0	1-4	3-3-6	1	5	0	2	1	1	14
TEAM				0-3-3							1
Totals.....	29-66	7-21	16-27	16-34-50	10	81	13	11	7	7	200

	1st	2nd	OT	Total	FG%	3pFG%	FT%
Bucknell	22	30	-	52	31.7	30.8	44.4
Wake Forest	36	45	-	81	43.9	33.3	59.3

Points in the paint-BU 12,WF 34. Points off turnovers-BU 6,WF 22.
 2nd chance points-BU 9,WF 15. Fast break points-BU 0,WF 8.
 Bench points-BU 13,WF 23. Score tied-0 times. Lead changed-0 times.
 Largest lead-BU None, WF by 29 2nd-00:38.
 Officials: Les Jones, Jose A. Carrion, Tim Kelly

9 WRIGHT STATE 53
#11 WAKE FOREST 66
 Dec. 14, 2008 Hale's shooting leads Wake to victory

Lawrence Joel Coliseum (8,904) Winston-Salem

WSU 2-7	fg	3fg	ft	o-d-t	pf	TP	a	to	bs	s	mp
05 Cooperwood	6-8	0-0	1-4	1-2-3	2	13	0	1	1	1	17
40 Thomas	1-3	0-1	0-0	0-2-2	2	2	0	2	0	0	24
04 Gardner	4-11	1-3	5-5	0-2-2	2	14	6	0	0	2	39
11 Evans	3-6	2-4	2-2	0-1-1	1	10	2	5	0	2	24
34 Graham	0-3	0-2	0-0	0-3-3	2	0	0	2	0	1	19
14 Land	1-5	1-4	0-0	0-0-0	1	3	0	1	0	1	20
21 Brown	0-4	0-4	0-0	1-1-2	2	0	1	0	0	1	19
30 Grote	2-5	1-2	0-0	1-2-3	1	5	1	0	1	0	24
33 Horne	2-3	2-3	0-2	1-1-2	3	6	0	3	1	2	14
TEAM				1-0-1							1
Totals.....	19-48	7-23	8-13	5-14-19	16	53	10	16	2	12	200

WAKE 9-0	fg	3fg	ft	o-d-t	pf	TP	a	to	bs	s	mp
01 Aminu	2-3	0-1	0-0	1-6-7	4	4	2	4	0	2	24
23 Johnson	4-10	0-2	1-2	3-3-6	3	9	1	4	0	5	28
13 McFarland	1-3	0-0	2-2	2-1-3	1	4	0	1	1	0	16
00 Teague	4-8	0-0	2-3	2-4-6	2	10	2	6	0	4	30
42 Williams	3-6	1-2	4-5	2-4-6	0	11	1	1	0	1	31
02 Clark	1-2	0-0	0-0	0-0-0	1	2	0	0	0	0	5
04 Hale	5-7	5-6	2-4	0-1-1	0	17	1	1	0	2	28
10 Smith	1-2	1-2	0-0	0-1-1	1	3	6	3	0	0	21
44 Weaver	3-5	0-0	0-2	1-3-4	2	6	1	0	1	0	17
55 Woods	0-0	0-0	0-0	0-2-2	1	0	0	1	0	0	10
TEAM				2-1-3							1
Totals.....	24-46	7-13	11-18	13-26-39	15	66	14	22	2	14	200

	1st	2nd	OT	Total	FG%	3pFG%	FT%
Wright State	25	28	-	53	39.6	30.4	61.5
Wake Forest	35	31	-	66	52.2	53.8	61.1

Points in the paint-WSU 14,WF 28. Points off turnovers-WSU 22,WF 16.
 2nd chance points-WSU 3,WF 10. Fast break points-WSU 2,WF 13.
 Bench points-WSU 14,WF 28. Score tied-1 time. Lead changed-2 times.
 Largest lead-WSU by 1 1st-15:51, WF by 22 2nd-13:19.
 Officials: Karl Hess, John Cahill, Mike Wood

10 #10 WAKE FOREST 86
RICHMOND 79
 Dec. 19, 2008 Deacs make FTs to hold on for road win

Robins Center (6,635) Richmond, VA

WAKE 10-0	fg	3fg	ft	o-d-t	pf	TP	a	to	bs	s	mp
01 Aminu	5-7	0-1	4-6	3-5-8	2	14	0	4	0	0	27
23 Johnson	1-7	0-2	3-5	0-6-6	3	5	1	2	0	0	30
13 McFarland	6-10	0-0	8-9	6-8-14	3	20	1	2	0	1	28
00 Teague	7-12	1-2	6-6	1-7-8	2	21	3	8	1	1	32
42 Williams	5-7	1-2	3-3	1-1-2	3	14	2	2	0	1	33
04 Hale	1-3	1-3	3-4	0-1-1	1	6	0	1	0	1	22
10 Smith	1-5	0-2	0-0	0-0-0	1	2	3	2	0	0	13
44 Weaver	2-3	0-0	0-0	1-1-2	2	4	1	1	2	2	12
55 Woods	0-1	0-0	0-0	0-1-1	3	0	0	0	0	1	3
TEAM				1-0-1							1
Totals.....	28-55	3-12	27-33	13-30-43	20	86	11	21	5	7	200

RICHMOND 5-5	fg	3fg	ft	o-d-t	pf	TP	a	to	bs	s	mp
12 Smith	3-6	0-1	0-2	0-3-3	5	6	1	0	0	1	20
32 Harper	3-7	2-5	1-2	1-2-3	4	9	0	2	1	0	17
04 Giddings	4-12	0-4	4-5	4-4-8	3	12	3	0	1	2	37
05 Gonzalez	8-15	2-5	0-0	2-0-2	4	18	3	1	0	2	38
14 Anderson	8-11	0-1	5-8	1-3-4	2	21	1	4	0	4	39
11 Duinker	3-4	0-0	0-0	0-1-1	1	6	0	1	0	0	13
15 Martel	1-6	0-2	0-0	0-1-1	4	2	0	0	0	1	18
21 Hovde	0-0	0-0	0-0	0-0-0	0	0	0	0	0	0	0
31 Smith	1-1	1-1	0-0	0-1-1	2	3	0	1	0	0	6
44 Butler	0-3	0-3	2-2	0-1-1	1	2	0	2	0	2	12
TEAM				1-1-2			</				



DEMON DEACON BASKETBALL

2008-09 WAKE FOREST BASKETBALL SEASON IN REVIEW

13

#6 WAKE FOREST 94 BRIGHAM YOUNG 87

Jan. 3, 2009 Deacs snap BYU's 53-game home win streak

Marriott Center (23,096) Provo, UT

WAKE 13-0	fg	3fg	ft	o-d-t	pf	TP	a	to	bs	s	mp
01 Aminu	5-8	1-2	3-3	1-6-7	4	14	0	3	3	0	33
23 Johnson	9-14	1-2	3-5	4-11-15	2	22	2	3	2	1	31
13 McFarland	3-7	0-0	3-6	1-4-5	3	9	2	3	1	0	27
00 Teague	8-12	2-4	12-14	0-4-4	3	30	4	1	0	1	37
42 Williams	3-9	1-3	4-8	0-1-1	1	11	3	1	0	1	27
02 Clark	0-0	0-0	0-0	0-0-0	0	0	0	0	0	0	2
04 Hale	1-3	0-2	0-0	0-3-3	3	2	0	0	0	0	9
10 Smith	3-10	0-2	0-0	1-2-3	4	6	3	2	0	3	26
44 Weaver	0-0	0-0	0-0	0-0-0	1	0	0	0	0	0	5
55 Woods	0-1	0-0	0-0	0-0-0	0	0	0	0	0	0	3
TEAM				2-2-4							
Totals.....	32-64	5-15	25-36	9-33-42	21	94	14	13	6	6	200

BYU 11-2	fg	3fg	ft	o-d-t	pf	TP	a	to	bs	s	mp
30 Cummar	6-20	0-4	5-7	2-6-8	3	17	3	0	0	1	29
45 Tavernari	7-17	4-13	0-0	4-5-9	2	18	0	1	0	0	36
54 Miles	1-3	0-0	0-0	2-2-4	5	2	3	1	0	0	17
04 Emery	4-10	2-7	3-4	1-4-5	4	13	3	2	0	2	26
32 Fredette	9-17	3-6	2-3	1-1-2	1	23	9	5	0	2	38
01 Abouo	3-8	1-2	3-3	1-4-5	5	10	1	1	0	0	23
02 Morgan, Jr.	0-0	0-0	0-0	0-4-4	1	0	2	2	0	0	6
05 Rose	0-0	0-0	0-0	0-0-0	0	0	0	0	0	0	3
15 Anderson	0-0	0-0	0-0	0-0-0	0	0	0	0	0	0	0+
34 Hartssock	0-0	0-0	0-0	0-0-0	2	0	0	0	0	0	1
53 MacGregor	1-2	0-0	2-3	1-4-5	5	4	0	1	0	1	21
TEAM				2-2-4							
Totals.....	31-77	10-32	15-20	17-29-46	28	87	21	13	0	6	200

	1st	2nd	OT	Total	FG%	3pFG%	FT%
Wake Forest	45	49	-	94	50.0	33.3	69.4
BYU	48	39	-	87	40.3	31.3	75.0

Points in the paint-WF 36, BYU 35. Points off turnovers-WF 21, BYU 25.
 2nd chance points-WF 14, BYU 17. Fast break points-WF 8, BYU 13.
 Bench points-WF 8, BYU 14. Score tied-10 times. Lead changed-11 times.
 Largest lead-WF by 9 1st-16:47, BYU by 8 2nd-14:37.
 Officials: Joe Demayo, Kevin O'Connell, DJ Carstensen

14

#3 NORTH CAROLINA 89 #4 WAKE FOREST 92

Jan. 11, 2009 Wake downs UNC in front of record crowd

Lawrence Joel Coliseum (14,714) Winston-Salem

UNC 14-2, 0-2	fg	3fg	ft	o-d-t	pf	TP	a	to	bs	s	mp
14 Green	6-9	3-4	7-10	5-1-6	5	22	1	3	1	5	33
21 Thompson	3-13	0-0	2-4	3-5-8	4	8	0	1	1	0	21
50 Hansbrough	3-12	0-2	11-13	3-8-11	4	17	2	1	1	0	35
05 Lawson	4-12	0-4	1-1	1-5-6	3	9	5	4	1	1	34
22 Ellington	4-13	2-7	7-7	3-2-5	3	17	1	3	0	0	31
04 Fraser	1-3	0-2	0-0	0-0-0	1	2	0	0	0	0	8
11 Drew II	1-3	0-1	2-2	0-2-2	0	4	0	4	0	0	6
13 Graves	2-5	1-3	1-1	1-1-2	4	6	0	2	1	0	12
32 Davis	2-4	0-0	0-0	1-5-6	4	4	0	0	3	0	20
TEAM				4-1-5							
Totals.....	26-74	6-23	31-38	21-30-51	28	89	9	18	8	6	200

WAKE 14-0, 1-0	fg	3fg	ft	o-d-t	pf	TP	a	to	bs	s	mp
01 Aminu	3-8	0-1	3-6	1-5-6	5	9	4	2	3	1	30
23 Johnson	4-8	1-2	0-0	1-4-5	5	9	0	3	2	0	20
13 McFarland	7-10	0-0	6-9	5-4-9	4	20	2	2	2	2	33
00 Teague	9-17	3-4	13-15	0-6-6	1	34	4	3	0	1	39
42 Williams	1-3	0-1	2-4	0-1-1	4	4	1	1	0	1	25
02 Clark	0-1	0-1	0-0	0-0-0	1	0	0	0	0	0	3
04 Hale	2-6	2-5	0-0	0-0-0	1	6	0	2	0	3	13
10 Smith	1-5	0-0	2-2	0-5-5	2	4	1	2	0	0	24
44 Weaver	0-0	0-0	0-0	0-0-0	1	0	0	0	0	0	3
55 Woods	2-3	0-0	2-3	1-2-3	3	6	1	1	0	0	10
TEAM				0-2-2							
Totals.....	29-61	6-14	28-39	8-29-37	27	92	13	16	7	8	200

	1st	2nd	OT	Total	FG%	3pFG%	FT%
North Carolina	44	45	-	89	35.1	26.1	81.6
Wake Forest	44	48	-	92	47.5	42.9	71.8

Points in the paint-NC 30, WF 44. Points off turnovers-NC 14, WF 21.
 2nd chance points-NC 17, WF 10. Fast break points-NC 4, WF 9.
 Bench points-NC 16, WF 16. Score tied-11 times. Lead changed-10 times.
 Largest lead-NC by 3 2nd-15:06, WF by 9 1st-09:55.
 Officials: Karl Hess, Bernard Clinton, Jamie Luckie

15

#2/3 WAKE FOREST 83 BOSTON COLLEGE 63

Jan. 14, 2009 Deacs match best start in school history

Conte Forum (8,606) Chestnut Hill, MA

WAKE 15-0, 2-0	fg	3fg	ft	o-d-t	pf	TP	a	to	bs	s	mp
01 Aminu	6-11	0-0	3-7	2-6-8	1	15	4	0	1	0	33
23 Johnson	5-10	0-1	1-2	3-5-8	2	11	2	2	3	1	34
13 McFarland	4-7	0-0	3-6	4-4-8	2	11	0	2	0	2	23
00 Teague	10-17	2-3	7-8	0-3-3	2	29	2	4	1	2	34
42 Williams	3-6	0-1	3-4	1-2-3	2	9	2	0	1	1	30
02 Clark	1-1	0-0	0-0	0-0-0	0	2	0	0	0	0	3
04 Hale	0-1	0-1	0-0	0-1-1	3	0	0	0	0	1	7
10 Smith	1-2	0-0	2-3	1-4-5	1	4	4	2	0	1	21
44 Weaver	1-1	0-0	0-0	0-2-2	1	2	1	1	1	1	11
55 Woods	0-0	0-0	0-0	0-0-0	1	0	0	2	0	0	4
TEAM				1-1-2							
Totals.....	31-56	2-6	19-30	12-28-40	15	83	15	13	7	9	200

BC 13-5, 1-2	fg	3fg	ft	o-d-t	pf	TP	a	to	bs	s	mp
11 Raji	2-7	0-0	0-0	4-0-4	0	4	0	1	0	0	18
12 Trapani	7-18	3-8	3-3	3-8-11	2	20	2	2	1	1	37
52 Southern	2-3	0-0	0-0	0-2-2	4	4	1	0	2	0	23
04 Rice	7-13	4-7	2-2	0-0-0	3	20	4	8	0	0	36
15 Sanders	1-8	1-5	1-2	1-4-5	4	4	1	5	0	1	28
00 Jackson	1-6	0-2	2-4	2-3-5	2	4	2	0	2	3	15
05 Paris	2-4	1-1	2-5	0-0-0	2	7	1	0	0	0	23
21 Roche	0-1	0-0	0-0	0-0-0	0	0	0	0	0	1	3
55 Dunn	0-0	0-0	0-0	0-0-0	1	0	0	0	1	0	17
TEAM				2-0-2							
Totals.....	22-60	9-23	10-16	12-17-29	18	63	11	16	6	6	200

	1st	2nd	OT	Total	FG%	3pFG%	FT%
Wake Forest	47	36	-	83	55.4	33.3	63.3
Boston College	27	36	-	63	36.7	39.1	62.5

Points in the paint-WF 54, BC 22. Points off turnovers-WF 21, BC 11.
 2nd chance points-WF 7, BC 8. Fast break points-WF 23, BC 7.
 Bench points-WF 8, BC 11. Score tied-1 time. Lead changed-0 times.
 Largest lead-WF by 25 2nd-17:55, BC None.
 Officials: Les Jones, Mike Wood, Sean Hull

16

#2/3 WAKE FOREST 78 #10/9 CLEMSON 68

Jan. 17, 2009 Wake becomes last unbeaten team in nation

Littlejohn Coliseum (10,000) Clemson, SC

WAKE 16-0, 3-0	fg	3fg	ft	o-d-t	pf	TP	a	to	bs	s	mp
01 Aminu	6-10	0-1	0-0	1-9-10	3	12	1	3	4	1	33
23 Johnson	7-10	0-1	5-6	1-7-8	3	19	1	1	3	3	33
13 McFarland	2-7	0-0	0-0	4-8-12	1	4	3	2	0	0	32
00 Teague	5-12	1-4	13-18	0-2-2	2	24	5	1	2	3	35
42 Williams	4-7	1-2	2-2	1-2-3	3	11	2	2	1	0	30
02 Clark	0-0	0-0	0-0	0-0-0	0	0	0	0	0	0	1
04 Hale	0-1	0-1	2-2	0-1-1	0	2	0	0	0	1	7
10 Smith	2-7	0-0	0-0	2-1-3	0	4	4	4	0	0	15
44 Weaver	0-0	0-0	0-0	0-1-1	3	0	1	0	0	0	6
55 Woods	1-2	0-0	0-0	1-1-2	3	2	0	1	0	0	8
TEAM				2-4-6							
Totals.....	27-56	2-9	22-28	12-36-48	18	78	16	19	11	7	200

CLEM 16-1, 2-1	fg	3fg	ft	o-d-t	pf	TP	a	to	bs	s	mp
01 Rivers	6-13	2-6	1-2	4-2-6	1	15	1	1	0	0	32
35 Booker	3-9	0-1	3-5	2-6-8	2	9	2	0	5	1	35
12 Sykes	3-11	0-0	2-5	4-2-6	3	8	0	3	1	1	26
02 Stitt	6-11	0-3	1-3	1-0-1	5	13	3	4	2	5	28
22 Oglesby	5-12	3-8	2-3	0-2-2	2	15	1	0	0	0	29
05 Smith	0-4	0-2	0-0	1-3-4	2	0	3	1	0	2	12
11 Young	0-3	0-2	0-0	0-0-0	0	1	1	0	0	0	12
15 Potter	2-6	0-1	0-0	1-0-1	5	4	0	0	0	1	10
21 Narcisse	0-0	0-0	0-0	0-0-0	0	0	0	0	0	0	1
45 Grant	1-8	0-0	2-2	7-2-9	1	4	0	1	0	1	15
TEAM				1-1-2							
Totals.....	26-77	5-23	11-20	21-18-39	21	68	11	11	9	10	200

	1st	2nd	OT	Total	FG%	3pFG%	FT%
Wake Forest	32	46	-	78	48.2	22.2	78.6
Clemson	27	41	-	68	33.8	21.7	55.0

Points in the paint-WF 48, CU 32. Points off turnovers-WF 8, CU 15.
 2nd chance points-WF 14, CU 14. Fast break points-WF 18, CU 4.
 Bench points-WF 8, CU 8. Score tied-7 times. Lead changed-10 times.
 Largest lead-WF by 14 2nd-17:14, CU by 4 1st-09:08.
 Officials: Bryan Kersey, Ray Natili, Raymond Styons



DEMON DEACON BASKETBALL

2008-09 WAKE FOREST BASKETBALL SEASON IN REVIEW

19 #4 WAKE FOREST 74 GEORGIA TECH 76 Jan. 31, 2009 Jackets upset Deacs on last-second shot

Alexander Memorial Coliseum (8,853) Atlanta, GA

WAKE 17-2, 4-2	fg	3fg	ft	o-d-t	pf	TP	a	to	bs	s	mp
01 Aminu	8-15	0-1	1-3	3-8-11	3	17	0	2	0	5	33
23 Johnson	4-11	1-2	4-4	2-5-7	3	13	6	3	2	1	31
13 McFarland	3-4	0-0	2-2	1-1-2	4	8	1	1	0	1	14
00 Teague	6-14	3-5	1-3	1-2-3	3	16	2	1	1	0	30
42 Williams	2-6	1-1	2-2	1-1-2	2	7	0	2	0	0	28
02 Clark	0-1	0-0	0-0	0-0-0	0	0	0	0	0	0	3
04 Hale	1-1	1-1	0-1	0-1-1	1	3	0	1	0	0	13
10 Smith	3-7	0-1	0-2	1-1-2	3	6	1	3	0	1	19
44 Weaver	0-1	0-0	0-0	0-1-1	4	0	0	0	1	1	14
55 Woods	2-5	0-0	0-0	2-1-3	2	4	0	0	0	0	15
TEAM				2-1-3							1
Totals.....	29-65	6-11	10-17	13-22-35	25	74	10	14	4	9	200

GT 10-10, 1-6	fg	3fg	ft	o-d-t	pf	TP	a	to	bs	s	mp
31 Lawal	7-10	0-0	11-14	4-6-10	2	25	0	4	2	1	30
35 Peacock	0-6	0-0	3-4	5-0-5	4	3	1	2	1	2	20
00 Clinch	7-17	0-6	5-6	2-2-4	2	19	2	1	1	0	37
01 Shumpert	4-10	1-5	0-2	0-4-4	2	9	3	2	0	1	34
03 Miller	2-6	1-5	0-0	0-2-2	3	5	2	0	0	0	28
04 Foreman	1-1	0-0	0-0	0-0-0	4	2	0	0	0	0	7
10 Storrs	1-2	1-2	0-0	0-0-0	1	3	0	1	0	0	13
34 Sheehan	0-0	0-0	0-0	0-0-0	0	0	1	1	0	0	5
44 Aminu	3-9	0-0	4-4	1-12-13	0	10	1	2	6	0	26
TEAM				3-3-6							1
Totals.....	25-61	3-18	23-30	15-29-44	18	76	13	15	10	4	200

	1st	2nd	OT	Total	FG%	3pFG%	FT%
Wake Forest	43	31	-	74	44.6	54.5	58.8
Georgia Tech	41	35	-	76	41.0	16.7	76.7

Points in the paint-WF 38,GT 32. Points off turnovers-WF 13,GT 13.
 2nd chance points-WF 8,GT 10. Fast break points-WF 10,GT 6.
 Bench points-WF 13,GT 15. Score tied-7 times. Lead changed-8 times.
 Largest lead-WF by 10 1st-09:31, GT by 4 1st-19:09.
 Officials: Jamie Luckie, Roger Ayers, Gary Maxwell

20 #6 WAKE FOREST 52 MIAMI 79 Feb. 4, 2009 Wake suffers second straight road upset

BankUnited Center (5,792) Coral Gables, FL

WAKE 17-3, 4-3	fg	3fg	ft	o-d-t	pf	TP	a	to	bs	s	mp
01 Aminu	2-6	0-1	0-1	1-3-4	1	4	1	5	1	1	28
23 Johnson	4-12	2-4	1-1	3-4-7	5	11	1	2	2	1	30
44 Weaver	0-1	0-0	0-0	0-3-3	2	0	1	0	0	1	13
00 Teague	6-14	0-5	7-8	1-0-1	2	19	1	1	2	3	32
42 Williams	2-6	1-2	0-2	1-1-2	2	5	0	0	0	0	22
02 Clark	1-3	0-2	0-0	0-1-1	1	2	0	0	0	0	6
04 Hale	0-6	0-5	2-2	1-2-3	0	2	0	2	0	2	13
10 Smith	2-6	0-1	0-0	0-3-3	0	4	3	3	0	1	27
13 McFarland	2-5	0-0	1-2	3-1-4	3	5	0	1	0	0	17
20 Lepore	0-0	0-0	0-0	0-0-0	0	0	0	0	0	0	0+
40 Walker	0-1	0-0	0-2	1-1-1	0	0	0	0	0	0	4
55 Woods	0-0	0-0	0-0	1-0-1	3	0	0	0	0	0	8
TEAM				3-4-7							1
Totals.....	19-60	3-20	11-18	15-22-37	19	52	7	14	5	9	200

MIAMI 15-7, 4-5	fg	3fg	ft	o-d-t	pf	TP	a	to	bs	s	mp
20 McGowan	2-5	0-2	4-4	1-4-5	2	8	1	2	1	1	23
21 Collins	1-3	0-0	0-0	1-1-2	3	2	2	1	0	1	14
32 Asbury	0-4	0-3	1-2	0-2-2	2	1	2	1	1	1	23
01 Hurdle	2-9	1-3	6-8	1-3-4	2	11	4	2	0	1	29
33 McClinton	11-19	6-10	4-5	0-3-3	1	32	2	3	0	3	33
00 Graham	3-3	0-0	0-1	1-10-11	0	6	1	0	4	1	24
23 Dews	1-3	0-1	0-0	0-1-1	0	1	1	1	1	0	20
25 Quiglar	0-0	0-0	0-0	0-0-0	0	0	0	0	0	0	0+
30 Thomas	5-6	4-5	0-0	1-2-3	1	14	2	3	1	0	19
31 Jones	1-1	0-0	1-2	0-2-2	1	3	0	1	1	2	15
TEAM				4-2-6							1
Totals.....	26-53	11-24	16-22	9-30-39	15	79	15	14	9	10	200

	1st	2nd	OT	Total	FG%	3pFG%	FT%
Wake Forest	26	26	-	52	31.7	15.0	61.1
Miami	29	50	-	79	49.1	45.8	72.7

Points in the paint-WF 20,UM 18. Points off turnovers-WF 13,UM 16.
 2nd chance points-WF 9,UM 13. Fast break points-WF 7,UM 4.
 Bench points-WF 13,UM 25. Score tied-6 times. Lead changed-7 times.
 Largest lead-WF by 4 1st-08:21, UM by 27 2nd-01:17.
 Officials: Bryan Kersey, Bernard Clinton, Tony Greene

21 BOSTON COLLEGE 76 #6 WAKE FOREST 93 Feb. 8, 2009 Deacs sweep season series vs. Eagles

Lawrence Joel Coliseum (11,185) Winston-Salem

BC 18-7, 6-4	fg	3fg	ft	o-d-t	pf	TP	a	to	bs	s	mp
11 Raji	4-5	0-0	6-9	4-3-7	3	14	3	1	0	1	40
12 Trapani	6-8	3-5	4-5	1-2-3	1	19	3	0	1	1	33
52 Southern	4-4	0-0	4-4	3-3-6	4	12	2	2	0	2	28
04 Rice	7-17	3-7	1-2	2-4-6	4	18	0	6	0	3	30
15 Sanders	0-7	0-3	1-3	0-1-1	4	1	0	2	0	0	22
00 Jackson	2-8	0-4	0-0	1-0-1	2	4	1	0	1	0	13
05 Paris	1-4	0-1	4-4	0-1-1	1	6	5	2	0	1	15
21 Roche	0-1	0-1	0-0	0-0-0	1	0	0	0	0	0	7
55 Dunn	0-1	0-0	2-2	2-2-4	3	2	0	1	0	1	12
TEAM				2-0-2							1
Totals.....	24-55	6-21	22-29	15-16-31	23	76	13	15	1	9	200

WAKE 18-3, 5-3	fg	3fg	ft	o-d-t	pf	TP	a	to	bs	s	mp
01 Aminu	8-9	1-1	9-11	1-6-7	3	26	1	1	0	1	36
23 Johnson	5-11	0-1	2-3	4-6-10	3	12	2	3	2	2	32
13 McFarland	0-5	0-1	2-2	0-4-4	3	2	0	1	0	1	22
00 Teague	6-12	4-6	11-12	0-3-3	3	27	8	5	0	3	38
42 Williams	5-7	1-2	0-0	0-1-1	3	11	2	0	1	0	29
02 Clark	0-0	0-0	0-0	0-0-0	2	0	0	0	0	0	2
04 Hale	0-0	0-0	0-0	0-0-0	1	0	0	0	0	0	2
10 Smith	3-4	0-0	1-1	0-1-1	0	7	3	1	0	2	23
40 Walker	0-0	0-0	0-0	0-0-0	0	0	0	0	0	0	1
44 Weaver	0-1	0-0	0-0	0-0-0	1	0	0	0	0	0	3
55 Woods	4-5	0-0	0-1	3-0-3	3	8	0	1	1	0	12
TEAM				2-0-2							1
Totals.....	31-54	6-11	25-30	10-21-31	22	93	16	12	4	9	200

	1st	2nd	OT	Total	FG%	3pFG%	FT%
Boston College	47	29	-	76	43.6	28.6	75.9
Wake Forest	46	47	-	94	57.4	54.5	83.3

Points in the paint-BC 28,WF 48. Points off turnovers-BC 11,WF 23.
 2nd chance points-BC 20,WF 11. Fast break points-BC 5,WF 22.
 Bench points-BC 12,WF 15. Score tied-9 times. Lead changed-15 times.
 Largest lead-BC by 7 1st-11:06, WF by 19 2nd-01:21.
 Officials: Karl Hess, Michael Stephens, Tim Nestor

22 #7 WAKE FOREST 76 NC STATE 82 Feb. 11, 2009 Wake loses after comeback bid falls short

RBC Center (16,848) Raleigh, NC

WAKE 18-4, 5-4	fg	3fg	ft	o-d-t	pf	TP	a	to	bs	s	mp
00 Teague	2-3	1-2	6-8	0-1-1	1	11	7	3	0	2	36
01 Aminu	4-7	1-1	0-0	2-4-6	5	9	4	0	3	2	21
13 McFarland	3-5	0-0	0-0	1-4-5	6	6	4	2	1	1	19
23 Johnson	8-15	1-5	1-1	3-6-9	3	18	3	1	2	0	35
42 Williams	4-10	0-3	0-2	0-1-1	3	8	0	1	0	1	27
02 Clark	3-6	1-3	0-0	1-0-1	3	7	0	0	0	1	6
04 Hale	2-4	1-3	0-0	0-1-1	1	5	0	1	1	1	12
10 Smith	2-6	0-1	1-2	1-1-2	0	5	2	2	0	1	21
44 Weaver	1-1	0-0	0-0	1-2-3	2	2	0	1	0	0	6
55 Woods	2-5	0-0	1-3	2-2-4	1	5	0	1	1	0	17
TEAM				2-0-2							1
Totals.....	31-62	5-18	9-16	13-22-35	24	76	13	17	6	10	200

NCSU 13-9, 3-6	fg	3fg	ft	o-d-t	pf	TP	a	to	bs	s	mp
04 Fells	4-12	2-7	2-2	0-0-0	0	12	2	1	1	3	36
10 Gonzales	1-4	0-3	4-4	1-3-4	1	6	2	4	0	2	19
23 Smith	5-13	0-0	2-5	10-2-12	4	12	1	1	0	1	24
33 Costner	8-13	2-3	5-6	2-7-9	3	23	2	4	2	2	35
34 McCauley	1-4	0-0	3-4	2-3-5	1	5	2	1	2	0	29
12 Degand	4-10	3-5	3-6	0-1-1	3	14	4	2	1	3	26
21 Williams	3-4	0-0	4-4	0-3-3	2	10	1	0	1	0	18
30 Thomas	0-1	0-0	0-0	1-0-1	1	0	0	0	0	0	4
31 Horner	0-0	0-0	0-0	0-1-1	0	0	2	0	0	0	9
TEAM				1-2-3							1
Totals.....	26-61	7-18	23-31	17-22-39	15	82	14	16	6	12	200

	1st	2nd	OT	Total	FG%	3pFG%	FT%
Wake Forest	34	42	-	76	50.0	27.8	56.3
NC State	42	40	-	82	42.6	38.9	74.2

Points in the paint-WF 44,ST 32. Points off turnovers-WF 26,ST 22.
 2nd chance points-WF 12,ST 11. Fast break points-WF 26,ST 12.
 Bench points-WF 24,ST 24. Score tied-3 times. Lead changed-10 times.
 Largest lead-WF by 7 1st-13:46, ST by 20 2nd-13:49.
 Officials: Ray Natill, Brian Dorsey, Dwayne Gladden

23 #25 FLORIDA STATE 63 #7 WAKE FOREST 86 Feb. 14, 2009 Deacs post biggest ACC win in four seasons

Lawrence Joel Coliseum (13,854) Winston-Salem

FSU 19-6, 6-4	fg	3fg	ft	o-d-t	pf	TP	a	to	bs	s	mp
31 Singleton	1-6	1-4	2-4	2-1-3							



DEMON DEACON BASKETBALL

2008-09 WAKE FOREST BASKETBALL SEASON IN REVIEW

25

#8 WAKE FOREST 91 #9 DUKE 101

Feb. 22, 2009 Deacs' rally falls short in loss to Blue Devils

Cameron Indoor Stadium (9,314) Durham, NC

WAKE 20-5, 7-5	fg	3fg	ft	o-d-t	pf	TP	a	to	bs	s	mp
01 Aminu	2-3	0-0	3-4	2-4-6	2	7	0	4	0	0	24
23 Johnson	11-17	1-4	3-4	4-7-11	3	26	2	4	1	0	35
13 McFarland	2-2	0-0	2-2	1-1-2	4	6	1	4	1	0	16
00 Teague	10-16	2-2	6-6	0-2-2	4	28	1	2	0	0	38
42 Williams	4-8	2-3	0-0	2-3-5	4	10	0	0	0	1	38
02 Clark	0-0	0-0	0-0	0-0-0	1	0	0	0	0	0	4
04 Hale	0-0	0-0	0-0	0-1-1	0	0	0	0	0	0	1
10 Smith	6-10	0-0	0-0	0-2-2	4	12	5	5	0	0	34
44 Weaver	1-2	0-0	0-0	1-1-2	0	2	0	1	0	0	8
55 Woods	0-1	0-0	0-0	1-0-1	0	0	0	0	0	0	2
TEAM				1-1-2							
Totals.....	36-59	5-9	14-16	12-22-34	22	91	9	20	2	1	200

DUKE 22-5, 8-4	fg	3fg	ft	o-d-t	pf	TP	a	to	bs	s	mp
12 Singler	5-14	1-6	0-0	3-3-6	1	11	2	0	1	2	36
15 Henderson	11-15	1-4	12-14	0-1-1	2	35	2	3	0	1	31
42 Thomas	3-5	0-0	1-2	4-2-6	3	7	1	0	1	1	33
20 Williams	5-8	0-1	1-3	0-1-1	4	11	1	1	0	4	32
30 Scheyer	8-16	5-10	9-11	4-0-4	2	30	3	1	0	2	37
02 Smith	1-3	1-2	0-0	0-0-0	5	3	1	1	0	0	9
03 Paulus	0-0	0-0	4-6	0-0-0	1	4	1	0	0	0	9
14 McClure	0-0	0-0	0-0	0-2-2	0	0	0	0	0	0	10
21 Plumlee	0-0	0-0	0-0	0-0-0	0	0	0	0	0	0	3
TEAM				0-3-3							
Totals.....	33-61	8-23	27-36	11-12-23	18	101	11	6	2	10	200

Wake Forest	1st	2nd	OT	Total	FG%	3pFG%	FT%
Wake Forest	40	51	-	91	61.0	55.6	87.5
Duke	51	50	-	101	54.1	34.8	75.0

Points in the paint-WF 52,DU 38. Points off turnovers-WF 8,DU 26.
2nd chance points-WF 12,DU 12. Fast break points-WF 11,DU 12.
Bench points-WF 14,DU 7. Score tied-6 times. Lead changed-3 times.
Largest lead-WF by 3 1st-19:20, DU by 22 1st-06:06.
Officials: Roger Ayers, Bernard Clinton, Doug Simons

26

NC STATE 78 #13 WAKE FOREST 85

Feb. 26, 2009 Johnson's career day leads the Deacons

Lawrence Joel Coliseum (14,108) Winston-Salem

NCSU 15-11, 5-8	fg	3fg	ft	o-d-t	pf	TP	a	to	bs	s	mp
23 Smith	7-11	0-0	4-4	1-3-4	2	18	0	0	0	0	20
33 Costner	4-13	2-6	0-0	0-7-7	3	10	4	1	3	1	36
34 McCauley	6-9	0-0	0-1	3-5-8	1	12	2	0	0	2	34
04 Fells	3-8	2-3	0-0	1-1-2	3	8	0	1	0	1	23
10 Gonzalez	3-7	2-5	0-0	0-0-0	3	8	6	3	0	0	22
12 Degand	5-8	0-3	2-4	0-1-1	2	12	5	2	0	0	19
21 Williams	0-5	0-3	0-0	0-0-0	2	0	1	1	0	1	24
31 Horner	3-4	2-3	2-2	1-2-3	3	10	1	0	0	1	22
TEAM				1-1-2							
Totals.....	31-65	8-23	8-11	7-20-27	19	78	19	8	3	6	200

WAKE 21-5, 8-5	fg	3fg	ft	o-d-t	pf	TP	a	to	bs	s	mp
01 Aminu	0-6	0-3	3-4	3-5-8	1	3	1	1	0	1	24
13 McFarland	7-9	0-0	1-2	4-4-8	3	15	0	4	2	1	29
23 Johnson	12-16	0-1	4-5	3-15-18	1	28	2	2	1	0	33
00 Teague	3-12	0-3	6-7	0-2-2	1	12	4	3	1	0	33
42 Williams	1-4	0-0	0-0	0-0-0	2	2	3	1	0	1	29
02 Clark	2-5	1-3	0-0	1-0-1	0	5	0	0	0	0	16
10 Smith	6-8	2-3	4-4	1-1-2	1	18	1	1	0	0	25
44 Weaver	0-0	0-0	0-0	0-0-0	0	0	0	0	0	0	2
55 Woods	1-1	0-0	0-0	0-2-2	1	2	0	0	1	0	9
TEAM				1-0-1							
Totals.....	32-61	3-13	18-22	13-29-42	10	85	11	12	5	3	200

NC State	1st	2nd	OT	Total	FG%	3pFG%	FT%
NC State	35	43	-	78	47.7	34.8	72.7
Wake Forest	43	42	-	85	52.5	23.1	81.8

Points in the paint-ST 40,WF 44. Points off turnovers-ST 20,WF 6.
2nd chance points-ST 9,WF 18. Fast break points-ST 10,WF 14.
Bench points-ST 22,WF 25. Score tied-0 times. Lead changed-5 times.
Largest lead-ST by 3 1st-19:27, WF by 15 1st-04:53.
Officials: Mike Wood, Tony Greene, Raymond Styons

28

#10 WAKE FOREST 65 MARYLAND 63

Mar. 3, 2009 Aminu leads Deacons to comeback win

Comcast Center (17,950) College Park, MD

WAKE 23-5, 10-5	fg	3fg	ft	o-d-t	pf	TP	a	to	bs	s	mp
01 Aminu	6-12	1-2	3-4	6-8-14	1	16	2	1	2	1	34
23 Johnson	4-11	0-1	1-3	6-2-8	2	9	0	3	2	0	32
13 McFarland	2-3	0-0	0-0	1-3-4	0	4	1	1	1	1	8
00 Teague	6-16	1-6	4-5	1-1-2	2	17	1	3	2	0	37
42 Williams	1-4	0-0	0-0	0-0-0	4	2	0	2	0	0	19
02 Clark	2-4	2-4	0-0	0-4-4	1	6	1	2	0	1	14
04 Hale	0-0	0-0	0-0	0-0-0	0	0	0	0	0	1	3
10 Smith	4-11	1-2	2-3	1-2-3	1	11	4	1	0	2	33
44 Weaver	0-0	0-0	0-0	1-5-6	1	0	0	2	0	0	9
55 Woods	0-2	0-0	0-2	2-3-5	0	0	3	1	0	1	11
TEAM				1-3-4							
Totals.....	25-63	5-15	10-17	19-31-50	12	65	9	16	10	6	200

MD 18-11, 7-8	fg	3fg	ft	o-d-t	pf	TP	a	to	bs	s	mp
01 Millbourne	1-6	0-1	0-0	0-2-2	1	2	0	0	2	0	30
35 Neal	7-11	5-6	0-0	2-4-6	3	19	0	1	0	0	23
14 Mosley	2-6	0-0	2-2	2-3-5	1	6	3	0	0	2	23
21 Vasquez	7-24	2-8	0-0	1-4-5	2	16	7	4	0	3	39
22 Bowie	3-5	0-0	0-0	2-1-3	3	6	0	2	0	0	18
04 Dupree	2-3	0-0	0-0	0-0-0	1	4	0	0	0	1	6
05 Hayes	3-8	0-3	0-0	1-1-2	2	6	4	1	0	1	28
24 Tucker	1-3	0-1	0-0	0-1-1	2	2	1	1	0	1	12
33 Gregory	1-3	0-0	0-0	1-2-3	2	2	0	0	1	0	21
TEAM				2-3-5							
Totals.....	27-69	7-19	2-2	11-21-32	17	63	15	10	3	8	200

Wake Forest	1st	2nd	OT	Total	FG%	3pFG%	FT%
Wake Forest	25	40	-	65	39.7	33.3	58.8
Maryland	32	31	-	63	39.1	36.8	100.0

Points in the paint-WF 38,MD 36. Points off turnovers-WF 11,MD 15.
2nd chance points-WF 20,MD 6. Fast break points-WF 20,MD 19.
Bench points-WF 17,MD 14. Score tied-4 times. Lead changed-6 times.
Largest lead-WF by 7 2nd-00:25, MD by 11 1st-05:50.
Officials: Jamie Luckie, John Cahill, Mike Kitts

29

#18 CLEMSON 88 #10 WAKE FOREST 96

Mar. 8, 2009 Wake closes regular season with victory

Lawrence Joel Coliseum (14,665) Winston-Salem

CLEM 23-7, 9-7	fg	3fg	ft	o-d-t	pf	TP	a	to	bs	s	mp
35 Booker	7-14	0-0	4-4	4-6-10	2	18	0	3	3	1	33
12 Sykes	0-0	0-0	0-0	1-3-4	4	0	0	4	0	1	17
01 Rivers	8-12	5-8	0-0	0-1-1	2	21	1	1	0	2	34
02 Stitt	8-14	1-3	4-6	0-1-1	3	21	3	5	0	3	29
22 Oglesby	3-11	3-8	0-0	1-1-2	5	9	1	0	0	1	26
03 Anderson	0-0	0-0	0-0	0-0-0	0	0	0	0	0	0	0+
05 Smith	1-2	0-1	0-0	0-0-0	3	2	2	1	0	1	14
11 Young	2-5	1-4	1-2	0-0-0	0	6	4	1	0	0	14
15 Potter	2-4	1-3	0-0	0-1-1	4	5	1	1	0	1	13
21 Narcisse	0-0	0-0	0-0	0-0-0	0	0	0	0	0	0	0+
45 Grant	2-3	0-0	2-3	1-2-3	2	6	1	0	2	0	20
TEAM				3-1-4							
Totals.....	33-65	11-27	11-15	10-16-26	25	88	13	16	5	10	200

WAKE 24-5, 11-5	fg	3fg	ft	o-d-t	pf	TP	a	to	bs	s	mp
23 Johnson	10-14	1-2	0-0	3-6-9	2	21	3	4	0	1	35
42 Williams	2-5	0-0	1-1	0-0-0	1	5	4	3	0	3	33
13 McFarland	2-4	0-0	10-12	3-5-8	2	14	0	1	0	1	26
00 Teague	5-7	3-5	2-2	1-0-1	4	15	3	5	0	2	27
04 Hale	0-2	0-2	0-0	0-1-1	1	0	0	0	0	0	12
01 Aminu	7-10	0-0	7-9	3-7-10	3	21	1	3	2	0	30
02 Clark	0-1	0-1	0-0	0-0-0	0	0	0	0	0	0	3
10 Smith	5-10	0-0	3-4	2-2-4	1	13	6	3	0	1	24
20 Lepore	0-0	0-0	0-0	0-0-0	0	0	0	0	0	0	0+
44 Weaver	1-2	0-0	1-2	0-3-3	2	3	0	0	0	0	7
52 Hoekstra	0-0	0-0	0-0	0-0-0	0	0	0	0	0	0	0+
55 Woods	2-2	0-0	0-0	0-0-0	1	4	0	0	0	0	3
TEAM				1-1-2							
Totals.....	34-57	4-10	24-30	13-25-38	17	96	17	19	2	8	200

Clemson	1st	2nd	OT	Total	FG%	3pFG%	FT%
Clemson	44	44	-	88	50.8	40.7	73.3
Wake Forest	40	56	-	96	59.6	40.0	80.0

Points in the paint-CU 40,WF 58. Points off turnovers-CU 17,WF 17.
2nd chance points-CU 7,WF 18. Fast break points-CU 9,WF 10.
Bench points-CU 19,WF 41. Score tied-5 times. Lead changed-9 times.
Largest lead-CU by 10 1st-01:18, WF by 14 2nd-01:02.
Officials: Les Jones, Karl Hess, Sean Hull

30

MARYLAND 75 #8 WAKE FOREST 64



DEMON DEACON BASKETBALL

2008-09 WAKE FOREST BASKETBALL SEASON IN REVIEW

31

CLEVELAND STATE 84 #12 WAKE FOREST 69

Mar. 20, 2009 Deacs upset in first round of NCAA Tourney

AmericanAirlines Arena (8,990) Miami, FL

CSU 26-10	fg	3fg	ft	o-d-t	pf	TP	a	to	bs	s	mp
21 Tandy	2-5	0-0	2-2	2-3-5	4	6	2	1	1	1	23
35 Bullock	8-17	1-4	4-5	4-2-6	0	21	1	0	0	1	38
42 Moore	4-9	0-0	1-2	3-3-6	2	9	0	0	0	1	28
11 Jackson	8-14	3-4	0-1	2-5-7	2	19	8	2	0	3	38
30 Cole	8-18	1-6	5-6	0-0-0	2	22	4	1	0	1	37
03 Harmon	1-1	1-1	3-4	0-0-0	2	6	0	0	0	1	18
05 Montgomery	0-0	0-0	0-0	0-1-1	3	0	0	1	0	1	13
45 Fields	0-1	0-0	1-2	0-0-0	2	1	0	1	0	0	5
TEAM			3-4-7								
Totals.....	31-65	6-15	16-22	14-18-32	17	84	15	6	1	9	200

WAKE 24-7, 11-5	fg	3fg	ft	o-d-t	pf	TP	a	to	bs	s	mp
01 Aminu	7-11	1-3	2-2	2-4-6	3	17	1	3	2	0	31
23 Johnson	8-13	4-5	2-3	3-5-8	4	22	1	3	4	1	36
55 Woods	0-1	0-0	0-0	1-1-2	1	0	0	0	1	0	5
00 Teague	4-7	0-1	2-4	0-1-1	3	10	5	7	1	0	37
42 Williams	2-4	0-1	1-2	1-4-5	3	5	0	1	0	0	30
02 Clark	0-1	0-1	0-0	0-0-0	0	0	0	0	0	0	2
04 Hale	0-2	0-0	0-0	1-0-1	1	0	0	0	0	1	8
10 Smith	2-6	0-2	2-3	0-3-3	2	6	3	3	1	2	26
13 McFarland	1-2	0-0	2-2	1-4-5	3	4	0	1	3	0	17
44 Weaver	2-3	0-0	1-1	1-0-1	0	5	0	0	1	0	8
TEAM			0-1-1								
Totals.....	26-50	5-13	12-17	10-23-33	20	69	10	18	13	4	200

	1st	2nd	OT	Total	FG%	3pFG%	FT%
Cleveland State	39	45	-	84	47.7	40.0	72.7
Wake Forest	30	39	-	69	52.0	38.5	70.6

Points in the paint-CSU 36,WF 39. Points off turnovers-CSU 25,WF 4.
 2nd chance points-CSU 19,WF 15. Fast break points-CSU 8,WF 9.
 Bench points-CSU 7,WF 15. Score tied-0 times. Lead changed-0 times.
 Largest lead-CSU by 19 2nd-03:27, WF None.
 Officials: Les Jones, Steve Olson, Lamar Simpson





2008-09 WAKE FOREST BASKETBALL SEASON IN REVIEW

1 ♦ AL-FAROUQ AMINU

FRESHMAN / FORWARD / 6-9 / 215 / NORCROSS, GA. / NORCROSS H.S.

A multi-dimensional talent with a rare mix of size and skill ... Extremely versatile rookie who will look to make an impact right away ... Will play on the wing at small forward and inside at the power forward position ... A mis-match nightmare as he can post up smaller players and take on bigger players off the dribble ... Very good ball handler in the open court ... One of the most heralded recruits in program history.

2008-09 SEASON HIGHLIGHTS:

Made his collegiate debut with a double-double of 21 points and 10 rebounds vs. NCCU (Nov. 14) ... His 21 points were the most by a Deacon freshman in his debut since Rodney Rogers scored 24 in 1990 ... Recorded his second straight double-double with 12 rebounds and 11 points vs. UNCW (Nov. 19) ... Also had 5 assists against the Seahawks ... Had 8 rebounds and 6 points vs. WSSU (Nov. 24) ... Scored 14 points on 6-of-9 shooting vs. Cal State Fullerton (Nov. 27) ... Had 15 points, 8 rebounds and 3 assists vs. UTEP (Nov. 28) ... Posted a double-double with 13 points and 12 rebounds vs. Baylor (Nov. 30) ... Had 13 points, 9 rebounds and 4 blocks vs. Indiana (Dec. 3) ... Finished with 5 points and 6 boards vs. Bucknell (Dec. 6) ... Led the team with 7 rebounds vs. Wright State (Dec. 14) ... Scored 14 points on 5-of-7 shooting and pulled down 8 boards at Richmond (Dec. 19) ... Posted his fourth double-double with game-highs of 21 points and 12 rebounds at East Carolina (Dec. 22) ... Turned in his second straight double-double with 18 points and 10 boards against Radford (Dec. 30) ... Had 14 points, 7 rebounds and 3 blocks at BYU (Jan. 3) ... Had 9 points and 6 boards before fouling out vs. UNC (Jan. 11) ... Finished with 15 points, 8 rebounds and 4 assists at BC (Jan. 14) ... Posted sixth double-double of season with 12 points and 10 rebounds at Clemson (Jan. 17) ... Had 10 points and 3 steals vs. Virginia Tech (Jan. 21) despite leaving to receive stitches in his forehead in the first half ... Posted double-double with 15 points and 10 rebounds vs. Duke (Jan. 28) ... Posted second straight double-double with 17 points and 11 rebounds, including 5 steals, at Georgia Tech (Jan. 31) ... Had 4 points at Miami (Feb. 4) ... Scored 26 points on 8-of-9 shooting vs. BC (Feb. 8) ... Had 9 points and 6 boards at NC State (Feb. 11) ... Scored 17 points vs. FSU (Feb. 14) ... Had 14 points and 6 rebounds vs. Georgia Tech (Feb. 18) ... Finished with 7 points and 6 rebounds at Duke (Feb. 22) ... Pulled down 8 boards vs. NC State (Feb. 26) ... Scored 12 points at Virginia (Feb. 28) ... Posted a double-double of 16 points and a season-high 14 rebounds at Maryland (Mar. 3) ... Turned in a double-double of 21 points and 10 rebounds vs. Clemson (Mar. 8) ... Had 8 points and 7 rebounds vs. Maryland in the ACC Tournament (Mar. 13) ... Scored 17 points on 7-of-11 shooting and had 6 rebounds vs. Cleveland State in the NCAA Tournament (Mar. 20).

AMINU'S 2008-09 GAME-BY-GAME STATISTICS

Table with columns: Opponent, MP, FG, FGA, Pct, 3PT, 3PA, Pct, FT, FTA, Pct, O, D, REB, PF, AS, TO, BS, ST, TP. Lists game-by-game stats for Al-Farouq Aminu.

*denotes starter ^ ACC Tournament (Atlanta, Ga.) % NCAA Tournament (Miami, Fla.)

AMINU'S CAREER STATISTICS

Table with columns: Season, G, GS, MP, MPG, FG, FGA, PCT, 3PT, 3PA, PCT, FT, FTA, PCT, O-D-REB, AVG, PF-DQ, AS, TO, BS, ST, PTS, AVG. Shows career totals for Al-Farouq Aminu.

AMINU'S CAREER ACC STATISTICS

Table with columns: Season, G, GS, MP, MPG, FG, FGA, PCT, 3PT, 3PA, PCT, FT, FTA, PCT, O-D-REB, AVG, PF-DQ, AS, TO, BS, ST, PTS, AVG. Shows ACC career totals for Al-Farouq Aminu.



SEASON/CAREER HIGHS

POINTS

SEASON: 26, vs. Boston College (2/8/09)

REBOUNDS

SEASON: 14, at Maryland (3/3/09)

ASSISTS

SEASON: 5, two times (last: at East Carolina, 12/22/08)

STEALS

SEASON: 5, at Georgia Tech (1/31/09)

BLOCKED SHOTS

SEASON: 5, vs. Indiana (12/3/08)

FIELD GOALS

SEASON: 9, vs. NCCU (11/14/08)

FIELD GOAL ATTEMPTS

SEASON: 15, two times (last: at Georgia Tech, 1/31/09)

FREE THROWS

SEASON: 9, two times (last: vs. Boston College, 2/8/09)

FREE THROW ATTEMPTS

SEASON: 11, vs. Boston College (2/8/09)

THREE-POINT FIELD GOALS

SEASON: 1, six times (last: vs. Cleveland State, 3/20/09)

THREE-POINT ATTEMPTS

SEASON: 3, four times (last: vs. Cleveland State, 3/20/09)

MINUTES PLAYED

SEASON: 36, vs. Boston College (2/8/09)





2 ♦ GARY CLARK

SOPHOMORE / GUARD / 6-4 / 200 / SARASOTA, FLA. / MONTVERDE ACADEMY

An athletic and versatile sophomore wing ... Should see significant time at the shooting guard spot this season ... A good medium to long-range shooter ... Has the potential to be lethal from three-point distance ... Showed glimpses of his shooting range at times last season ... Has the ability to score off the dribble as well ... A good student who was named to the All-ACC Academic Team in 2008 ... Was a late signee in the 2007 recruiting class ... Came from the same prep school, Montverde (Fla.) Academy, that produced Demon Deacon junior L.D. Williams.

2008-09 SEASON HIGHLIGHTS:

Opened the season with 5 points, an assist and a steal in a career-high 19 minutes vs. N.C. Central (Nov. 14) ... Scored 4 points and dished out 3 assists in 9 minutes vs. UNC Wilmington (Nov. 19) ... Had 2 points off the bench vs. Winston-Salem State (Nov. 24) ... Made key steal and ensuing fastbreak layup vs. UTEP (Nov. 28) ... Scored 2 points vs. Baylor (Nov. 30) ... Missed his only field goal attempt of the game in 7 minutes vs. Indiana (Dec. 3) ... Had 4 points and 3 boards vs. Bucknell (Dec. 6) ... Scored 2 points vs. Wright State (Dec. 14) ... Made only 2 field goal attempts to score 4 points at East Carolina (Dec. 22) ... Scored 8 points on 3-of-5 shooting, including a 2-for-3 mark from beyond the arc, against Radford (Dec. 30) ... Saw limited action at BYU (Jan. 3) ... Saw limited action in Wake's ACC opener vs. UNC (Jan. 11) ... Made only field goal attempt at Boston College (Jan. 14) ... Saw limited action at Clemson (Jan. 17) ... Pulled down 2 rebounds vs. Virginia Tech (Jan. 21) ... Scored 2 points on a pair of free throws vs. Duke (Jan. 28) ... Saw limited action at Georgia Tech (Jan. 31) ... Scored two points at Miami (Feb. 4) ... Was the Deacons' first player off the bench vs. BC (Feb. 8) ... Scored 7 points in 6 minutes at NC State (Feb. 11) ... Scored 6 points vs. FSU (Feb. 14) ... Scored nine points on 3-of-5 shooting from beyond the arc vs. Georgia Tech (Feb. 18) ... Saw limited action at Duke (Feb. 22) ... Had 5 points vs. NC State (Feb. 26) ... Saw limited action at Virginia (Feb. 28) ... Scored 6 points on a pair of three-pointers and had 4 rebounds at Maryland (Mar. 3) ... Saw limited action vs. Clemson (Mar. 8) ... Had 2 assists vs. Maryland in ACC Tournament (Mar. 13) ... Saw limited action vs. Cleveland State in the NCAA Tournament (Mar. 20).

CLARK'S 2008-09 GAME-BY-GAME STATISTICS

Opponent	MP	FG	FGA	Pct	3PT	3PA	Pct	FT	FTA	Pct	O	D	REB	PF	AS	TO	BS	ST	TP	
N.C. CENTRAL	19	2	4	.500	0	1	.000	1	2	.500	0	1	1	2	1	1	0	1	5	
UNC WILMINGTON	9	2	3	.667	0	0	.000	0	0	.000	0	0	0	2	3	1	0	0	4	
WINSTON-SALEM ST	12	1	4	.250	0	1	.000	0	0	.000	0	0	0	1	0	2	0	0	2	
vs. Cal State Fullerton	DNP																			
vs. UTEP	3	1	2	.500	0	0	.000	0	0	.000	0	1	1	0	0	0	0	1	2	
vs. Baylor	5	1	2	.500	0	1	.000	0	2	.000	0	1	1	1	0	0	0	0	2	
INDIANA	7	0	1	.000	0	1	.000	0	0	.000	0	0	0	0	0	0	0	0	0	
BUCKNELL	11	2	5	.400	0	1	.000	0	0	.000	0	3	3	2	0	1	0	1	4	
WRIGHT STATE	5	1	2	.500	0	0	.000	0	0	.000	0	0	0	1	0	0	0	0	2	
at Richmond	DNP																			
at East Carolina	7	2	2	1.000	0	0	.000	0	0	.000	0	0	0	0	1	0	0	1	4	
RADFORD	11	3	5	.600	2	3	.667	0	0	.000	0	0	0	2	0	0	0	0	8	
at Brigham Young	2	0	0	.000	0	0	.000	0	0	.000	0	0	0	0	0	0	0	0	0	
NORTH CAROLINA	3	0	1	.000	0	1	.000	0	0	.000	0	0	0	1	0	0	0	0	0	
at Boston College	3	1	1	1.000	0	0	.000	0	0	.000	0	0	0	0	0	0	0	0	2	
at Clemson	1	0	0	.000	0	0	.000	0	0	.000	0	0	0	0	0	0	0	0	0	
VIRGINIA TECH	6	0	3	.000	0	1	.000	0	0	.000	2	0	2	0	0	1	0	0	0	
DUKE	4	0	1	.000	0	1	.000	2	2	1.000	0	1	1	0	0	0	0	1	2	
at Georgia Tech	3	0	1	.000	0	0	.000	0	0	.000	0	0	0	0	0	0	0	0	0	
at Miami	6	1	3	.333	0	2	.000	0	0	.000	0	1	1	1	0	0	0	0	2	
BOSTON COLLEGE	2	0	0	.000	0	0	.000	0	0	.000	0	0	0	2	0	0	0	0	0	
at NC State	6	3	6	.500	1	3	.333	0	0	.000	1	0	1	3	0	0	0	1	7	
FLORIDA STATE	16	2	4	.500	1	2	.500	1	2	.500	0	2	2	0	1	0	1	0	6	
GEORGIA TECH	15	3	5	.600	3	5	.600	0	0	.000	0	0	0	1	1	0	0	1	9	
at Duke	4	0	0	.000	0	0	.000	0	0	.000	0	0	0	1	0	0	0	0	0	
NC STATE	16	2	5	.400	1	3	.333	0	0	.000	1	0	1	0	0	0	0	0	5	
at Virginia	4	0	1	.000	0	0	.000	0	0	.000	0	0	0	1	0	0	0	1	0	
at Maryland	14	2	4	.500	2	4	.500	0	0	.000	0	4	4	1	1	2	0	1	6	
CLEMSON	3	0	1	.000	0	1	.000	0	0	.000	0	0	0	0	0	0	0	0	0	
vs. Maryland ^	11	0	3	.000	0	3	.000	0	0	.000	0	1	1	1	2	0	0	1	0	
vs. Cleveland State %	2	0	1	.000	0	1	.000	0	0	.000	0	0	0	0	0	0	0	0	0	

*denotes starter ^ ACC Tournament (Atlanta, Ga.) % NCAA Tournament (Miami, Fla.)

CLARK'S CAREER STATISTICS

Season	G	GS	MP	MPG	FG	FGA	PCT	3PT	3PA	PCT	FT	FTA	PCT	O-D-REB	AVG	PF-DQ	AS	TO	BS	ST	PTS	AVG
2007-08	24	0	230	9.6	20	68	.294	10	36	.278	12	19	.632	6-12-18	0.8	19-0	9	13	2	13	62	2.6
2008-09	29	0	210	7.2	29	70	.414	10	35	.286	4	8	.500	4-15-19	0.7	24-0	10	9	0	10	72	2.5
TOTAL	53	0	440	8.3	49	138	.355	20	71	.282	16	27	.593	10-27-37	0.7	43-0	19	22	2	23	134	2.5

CLARK'S CAREER ACC STATISTICS

Season	G	GS	MP	MPG	FG	FGA	PCT	3PT	3PA	PCT	FT	FTA	PCT	O-D-REB	AVG	PF-DQ	AS	TO	BS	ST	PTS	AVG
2007-08	12	0	114	9.5	12	33	.364	6	16	.375	6	8	.750	3-7-10	0.8	11-0	6	5	0	9	36	3.0
2008-09	16	0	106	6.6	14	36	.389	8	23	.348	3	4	.750	4-8-12	0.8	12-0	3	4	0	5	39	2.4
TOTAL	28	0	220	7.9	26	69	.377	14	39	.359	9	12	.750	7-15-22	0.8	23-0	9	9	0	14	75	2.7



SEASON/CAREER HIGHS

POINTS

SEASON: 9, vs. Ga. Tech (2/18/09)
CAREER: 13, at FSU (2/14/08)

REBOUNDS

SEASON: 4, at Maryland (3/3/09)
CAREER: 4, two times (last: at Maryland, 3/3/09)

ASSISTS

SEASON: 3, vs. UNCW (11/19/08)
CAREER: 3, two times (last: vs. UNCW, 11/19/08)

STEALS

SEASON: 1, eight times (last: vs. Maryland, 3/13/09)
CAREER: 2, two times (last: vs. Georgia Tech, 2/6/08)

BLOCKED SHOTS

SEASON: 0
CAREER: 1, two times (last: vs. WSSU, 11/23/08)

FIELD GOALS

SEASON: 3, three times (last: vs. Georgia Tech, 2/18/09)
CAREER: 5, at FSU (2/14/08)

FIELD GOAL ATTEMPTS

SEASON: 6, at NC State (2/11/09)
CAREER: 7, two times (last: at FSU, 2/14/08)

FREE THROWS

SEASON: 2, vs. Duke (1/28/09)
CAREER: 2, five times (last: vs. Duke, 1/28/09)

FREE THROW ATTEMPTS

SEASON: 2, three times (last: vs. Florida State, 2/14/09)
CAREER: 4, two times (last: vs. Virginia, 2/9/08)

THREE-POINT FIELD GOALS

SEASON: 3, vs. Ga. Tech (2/18/09)
CAREER: 3, two times (last: at FSU, 1/14/08)

THREE-POINT ATTEMPTS

SEASON: 5, vs. Ga. Tech (2/18/09)
CAREER: 6, vs. Fairfield (11/9/07)

MINUTES PLAYED

SEASON: 19, vs. NCCU (11/14/08)
CAREER: 19, vs. NCCU (11/14/08)





2008-09 WAKE FOREST BASKETBALL SEASON IN REVIEW

4 HARVEY HALE

SENIOR / GUARD / 6-3 / 195 / ALBUQUERQUE, N.M. / RIO GRANDE H.S.

Solid scorer who may be the Deacons' top threat from the perimeter ... Good medium to long-range shooter ... Emerged as a leader on the team last season and will continue that role as the Deacons' only scholarship senior in 2008-09.

2008-09 SEASON HIGHLIGHTS:

Opened the season with 7 points and 3 steals vs. NCCU (Nov. 14) ... Had 8 points and 5 assists vs. UNCW (Nov. 19) ... Scored 6 points vs. Winston-Salem State (Nov. 24) ... Had 8 points and made 6-of-8 free throws vs. CS Fullerton (Nov. 27) ... Made 4-of-6 free throws in final 30 seconds against the Titans ... Had 3 points and 4 boards vs. UTEP (Nov. 28) ... Recorded 8 points, 4 rebounds and 3 steals vs. Baylor (Nov. 30) ... Scored 7 points vs. IU (Dec. 3) ... Had 7 points vs. Bucknell (Dec. 6) ... Matched his career-high with 5 3-pointers in 6 attempts, scoring 17 points, vs. Wright State (Dec. 14) ... Made his first 5 attempts from beyond the arc against the Raiders ... Turned in 6 points at Richmond (Dec. 19) ... Had 5 points at ECU (Dec. 22) ... Scored 6 points vs. Radford (Dec. 30) ... Had 2 points and 3 boards at BYU (Jan. 3) ... Had 3 steals and hit 2 3-pointers vs. UNC (Jan. 11) ... Recorded a steal and rebound at BC (Jan. 14) ... Scored 2 points at Clemson (Jan. 17) ... Scored 3 points vs. Virginia Tech (Jan. 21) ... Played 10 minutes off the bench vs. Duke (Jan. 28) ... Hit a 3-pointer at Georgia Tech (Jan. 31) ... Scored 2 points at Miami (Feb. 4) ... Saw limited action vs. BC (Feb. 8) ... Had 5 points and a block at NC State (Feb. 11) ... Missed his first career game due to a groin injury vs. FSU (Feb. 14) ... Saw limited action vs. Georgia Tech (Feb. 18) ... Saw action late at Duke (Feb. 22) ... Hit a key second-half 3-pointer at Virginia (Feb. 28) ... Had a steal in limited action at Maryland (Mar. 3) ... Started on Senior Day vs. Clemson (Mar. 8) ... Scored 5 points and had 2 steals vs. Maryland in ACC Tournament (Mar. 13) ... Saw action off the bench vs. Cleveland State in the NCAA Tournament (Mar. 20).

HALE'S 2008-09 GAME-BY-GAME STATISTICS

Table with columns: Opponent, MP, FG, FGA, Pct, 3PT, 3PA, Pct, FT, FTA, Pct, O, D, REB, PF, AS, TO, BS, ST, TP. Lists game-by-game stats for various opponents.

*denotes starter ^ ACC Tournament (Atlanta, Ga.) % NCAA Tournament (Miami, Fla.)

HALE'S CAREER STATISTICS

Table with columns: Season, G, GS, MP, MPG, FG, FGA, PCT, 3PT, 3PA, PCT, FT, FTA, PCT, O-D-REB, AVG, PF-DQ, AS, TO, BS, ST, PTS, AVG. Shows career totals and averages.

HALE'S CAREER ACC STATISTICS

Table with columns: Season, G, GS, MP, MPG, FG, FGA, PCT, 3PT, 3PA, PCT, FT, FTA, PCT, O-D-REB, AVG, PF-DQ, AS, TO, BS, ST, PTS, AVG. Shows ACC career totals and averages.



SEASON/CAREER HIGHS

POINTS

SEASON: 17, vs. Wright State (12/14/08) CAREER: 22, vs. Ga. Tech (3/8/07)

REBOUNDS

SEASON: 5, vs. CS Fullerton (11/27/08) CAREER: 8, at Miami (1/6/07)

ASSISTS

SEASON: 5, vs. UNCW (11/19/08) CAREER: 6, vs. Va. Tech (1/28/06)

STEALS

SEASON: 3, three times (last vs. North Carolina, 1/11/09) CAREER: 4, vs. BC (2/8/06)

BLOCKED SHOTS

SEASON: 1, at NC State (2/11/09) CAREER: 1, eight times (last: at NC State, 2/11/09)

FIELD GOALS

SEASON: 5, vs. Wright State (12/14/08) CAREER: 7, vs. Ga. Tech (2/6/08)

FIELD GOAL ATTEMPTS

SEASON: 8, vs. Bucknell (12/6/08) CAREER: 15, vs. Ga. Tech (2/6/08)

FREE THROWS

SEASON: 6, vs. CS Fullerton (11/27/08) CAREER: 9, vs. Ga. Tech (1/30/07)

FREE THROW ATTEMPTS

SEASON: 8, vs. CS Fullerton (11/27/08) CAREER: 10, two times (last: vs. Georgia Tech, 3/8/07)

THREE-POINT FIELD GOALS

SEASON: 5, vs. Wright State (12/14/08) CAREER: 5, three times (last: vs. Wright State, 12/14/08)

THREE-POINT ATTEMPTS

SEASON: 6, two times (last: vs. Wright State, 12/14/08) CAREER: 10, vs. Ga. Tech (2/6/08)

MINUTES PLAYED

SEASON: 27, vs. UNCW (11/19/08) CAREER: 34, two times (last: vs. Georgia Tech, 2/6/08)





2008-09 WAKE FOREST BASKETBALL SEASON IN REVIEW

52 ♦ BOBBY HOEKSTRA

SENIOR / FORWARD / 6-7 / 225 / LEWISVILLE, N.C. / FORSYTH COUNTRY DAY SCHOOL

A burly non-scholarship player who has spent three seasons with the Deacons ... Local product from Lewisville, N.C., the same Winston-Salem suburb that produced Wake Forest All-American Chris Paul ... Valuable member of the scout team each of the last three years ... One of the stronger players on the team ... Came to Wake Forest after an outstanding prep career at Forsyth Country Day.

2008-09 SEASON HIGHLIGHTS:

Saw action late in the game vs. N.C. Central (Nov. 14) ... Tallied a steal and an offensive rebound against the Eagles ... Saw action late against UNC Wilmington (Nov. 19) ... Pulled down one rebound vs. the Seahawks ... Saw action for the third straight game vs. Winston-Salem State (Nov. 24) ... Made his only field goal attempt to finish with two points vs. Indiana (Dec. 3) ... Saw action late vs. Bucknell (Dec. 6) ... Saw action late at East Carolina (Dec. 22) ... Saw first ACC action of the season by playing the final two minutes of the game vs. Florida State (Feb. 14) ... Had a field goal attempt late in the game vs. Georgia Tech (Feb. 18) ... Saw action on Senior Day vs. Clemson (Mar. 8).

HOEKSTRA'S 2008-09 GAME-BY-GAME STATISTICS

Table with columns: Opponent, MP, FG, FGA, Pct, 3PT, 3PA, Pct, FT, FTA, Pct, O, D, REB, PF, AS, TO, BS, ST, TP. Lists opponents like N.C. Central, UNC Wilmington, etc.

*denotes starter ^ ACC Tournament (Atlanta, Ga.) % NCAA Tournament (Miami, Fla.)

HOEKSTRA'S CAREER STATISTICS

Table with columns: Season, G, GS, MP, MPG, FG, FGA, PCT, 3PT, 3PA, PCT, FT, FTA, PCT, O-D-REB, AVG, PF-DQ, AS, TO, BS, ST, PTS, AVG. Shows career totals for Bobby Hoekstra.

HOEKSTRA'S CAREER ACC STATISTICS

Table with columns: Season, G, GS, MP, MPG, FG, FGA, PCT, 3PT, 3PA, PCT, FT, FTA, PCT, O-D-REB, AVG, PF-DQ, AS, TO, BS, ST, PTS, AVG. Shows ACC career totals for Bobby Hoekstra.



SEASON/CAREER HIGHS

POINTS

SEASON: 2, vs. Indiana (12/3/08) CAREER: 2, three times (last: vs. Indiana, 12/3/08)

REBOUNDS

SEASON: 2, vs. WSSU (11/24/08) CAREER: 2, vs. WSSU (11/24/08)

ASSISTS

SEASON: 0 CAREER: 0

STEALS

SEASON: 0 CAREER: 0

BLOCKED SHOTS

SEASON: 0 CAREER: 0

FIELD GOALS

SEASON: 1, vs. Indiana (12/3/08) CAREER: 1, two times (last: vs. Gardner-Webb, 12/19/06)

FIELD GOAL ATTEMPTS

SEASON: 1, two times (last: vs. Georgia Tech, 2/18/09) CAREER: 2, vs. Gardner-Webb (12/19/08)

FREE THROWS

SEASON: 0 CAREER: 0

FREE THROW ATTEMPTS

SEASON: 0 CAREER: 2, vs. Charleston Southern (12/30/05)

THREE-POINT FIELD GOALS

SEASON: 0 CAREER: 0

THREE-POINT ATTEMPTS

SEASON: 0 CAREER: 0

MINUTES PLAYED

SEASON: 2, two times (last: vs. Florida State, 2/14/09) CAREER: 3, two times (last: at Virginia Tech, 3/4/08)





23 ♦ JAMES JOHNSON

SOPHOMORE / FORWARD / 6-9 / 245 / CHEYENNE, WYO. / CHEYENNE EAST H.S.

One of the most athletic and versatile players in the ACC ... Has the ability to play four of the five positions on the floor, from the two-guard spot to center ... Spent most of last season playing at the small forward and power forward positions ... Superior athletic ability stems partly from a martial arts background in kickboxing ... Can spot up for a jumper or beat opponents off the dribble ... Handles the ball very well for a big man ... Excellent jumping ability.

2008-09 SEASON HIGHLIGHTS:

Opened the season with a double-double of 18 points and 10 rebounds vs. NCCU (Nov. 14) ... Also dished out 5 assists against the Eagles ... Scored 25 points on 11-of-16 shooting and had 9 rebounds vs. UNCW (Nov. 19) ... Had 7 points and 9 rebounds vs. WSSU (Nov. 24) ... In return to state where he grew up in Oceanside, finished with 8 points, 8 rebounds and 3 blocks vs. CS Fullerton (Nov. 27) ... Scored 18 points vs. UTEP (Nov. 28) ... Posted double-double of 14 points and 14 rebounds vs. Baylor (Nov. 30) ... Scored 21 points and went 8-for-10 vs. IU (Dec. 3) ... Had 7 points vs. Bucknell (Dec. 6) ... Finished with 9 points, 6 boards and 5 steals vs. Wright State (Dec. 14) ... Pulled down 8 boards at Richmond (Dec. 19) ... Scored 9 points and had 4 assists at ECU (Dec. 22) ... Posted a double-double of 12 points and 12 rebounds and had 5 assists vs. Radford (Dec. 30) ... Turned in second straight double-double with 22 points and 15 boards at BYU (Jan. 3) ... Had 9 points vs. UNC (Jan. 11) ... Finished with 11 points and 8 boards at BC (Jan. 14) ... Had 19 points and 8 rebounds at Clemson (Jan. 17) ... Scored 18 points vs. Virginia Tech (Jan. 21) ... Hit the game-winning layup with 0.8 seconds left to beat Duke (Jan. 28) ... Posted a double-double of 13 points and 11 rebounds, along with 4 blocks, vs. the Blue Devils ... Had 13 points, 7 rebounds and 6 assists at Georgia Tech (Jan. 31) ... Turned in 11 points and 7 boards at Miami (Feb. 4) ... Posted a double-double of 12 points and 10 rebounds vs. BC (Feb. 8) ... Led the team with 18 points and 9 rebounds at NC State (Feb. 11) ... Hit first four shots of the game and finished with 8 points vs. FSU (Feb. 14) ... Posted seventh double-double with 24 points on 10-of-12 shooting and 11 boards vs. Georgia Tech (Feb. 18) ... Turned in second straight double-double with 26 points and 11 rebounds at Duke (Feb. 22) ... Posted double-double with career-highs of 28 points and 18 rebounds vs. NC State (Feb. 26) ... Scored 8 points at Virginia (Feb. 28) ... Had 9 points and 8 rebounds at Maryland (Mar. 3) ... Turned in 21 points on 10-of-14 shooting and 9 rebounds vs. Clemson (Mar. 8) ... Posted double-double of 20 points and 12 rebounds despite picking up three fouls in the first half vs. Maryland in ACC Tournament (Mar. 13) ... Led the team with 22 points, 8 rebounds and 4 blocks vs. Cleveland State in NCAA Tournament (Mar. 20).



SEASON/CAREER HIGHS

POINTS

SEASON: 28, vs. NC State (2/26/09)
CAREER: 28, vs. NC State (2/26/09)

REBOUNDS

SEASON: 18, 28, vs. NC State (2/26/09)
CAREER: 18, 28, vs. NC State (2/26/09)

ASSISTS

SEASON: 6, at Ga. Tech (1/31/09)
CAREER: 6, at Ga. Tech (1/31/09)

STEALS

SEASON: 5, vs. Wright State (12/14/08)
CAREER: 5, vs. Wright State (12/14/08)

BLOCKED SHOTS

SEASON: 4, two times (last: vs. Cleveland State, 3/20/09)
CAREER: 4, three times (last: vs. Cleveland State, 3/20/09)

FIELD GOALS

SEASON: 12, 28, vs. NC State (2/26/09)
CAREER: 12, 28, vs. NC State (2/26/09)

FIELD GOAL ATTEMPTS

SEASON: 18, vs. Maryland (3/13/09)
CAREER: 18, two times (last: vs. Maryland, 3/13/09)

FREE THROWS

SEASON: 7, vs. Va Tech (1/21/09)
CAREER: 9, vs. Air Force (12/30/07)

FREE THROW ATTEMPTS

SEASON: 7, two times (last: vs. Virginia Tech, 1/21/09)
CAREER: 7, two times (last: vs. Virginia Tech, 1/21/09)

THREE-POINT FIELD GOALS

SEASON: 3, vs. Indiana (12/3/08)
CAREER: 4, vs. FSU (1/20/08)

THREE-POINT ATTEMPTS

SEASON: 5, at NC State (2/11/09)
CAREER: 5, eight times (last: at NC State, 2/11/09)

MINUTES PLAYED

SEASON: 36, two times (last: vs. Cleveland State, 3/20/09)
CAREER: 38, at Clemson (1/22/08)

JOHNSON'S 2008-09 GAME-BY-GAME STATISTICS

Opponent	MP	FG	FGA	Pct	3PT	3PA	Pct	FT	FTA	Pct	O	D	REB	PF	AS	TO	BS	ST	TP
N.C. CENTRAL	28*	7	11	.636	1	3	.333	3	4	.750	2	8	10	1	5	3	0	3	18
UNC WILMINGTON	29*	11	16	.688	1	2	.500	2	4	.500	5	4	9	2	4	1	3	3	25
WINSTON-SALEM ST	27*	1	3	.333	0	1	.000	5	6	.833	1	8	9	2	2	3	1	3	7
vs. Cal State Fullerton	29*	3	8	.375	1	3	.333	1	2	.500	2	6	8	4	1	2	3	1	8
vs. UTEP	32*	8	13	.615	0	2	.000	2	3	.667	0	5	5	4	0	3	0	1	18
vs. Baylor	35*	5	16	.313	0	0	.000	4	7	.571	5	9	14	4	3	2	3	1	14
INDIANA	32*	8	10	.800	3	3	1.000	2	2	1.000	1	4	5	3	4	4	1	4	21
BUCKNELL	25*	2	4	.500	1	3	.333	2	2	1.000	1	2	3	2	0	1	0	0	7
WRIGHT STATE	28*	4	10	.400	0	2	.000	1	2	.500	3	3	6	3	1	4	0	5	9
at Richmond	30*	1	7	.143	0	2	.000	3	5	.600	3	5	8	2	0	4	0	0	5
at East Carolina	32*	4	10	.400	1	2	.500	0	2	.000	1	4	5	2	4	0	2	1	9
RADFORD	29*	6	11	.545	0	1	.000	0	1	.000	4	8	12	1	5	1	0	3	12
at Brigham Young	31*	9	14	.643	1	2	.500	3	5	.600	4	11	15	2	2	3	2	1	22
NORTH CAROLINA	20*	4	8	.500	1	2	.500	0	0	.000	1	4	5	5	0	3	2	0	9
at Boston College	34*	5	10	.500	0	1	.000	1	2	.500	3	5	8	2	2	2	3	1	11
at Clemson	33*	7	10	.700	0	1	.000	5	6	.833	1	7	8	3	1	1	3	3	19
VIRGINIA TECH	32*	5	11	.455	1	4	.250	7	7	1.000	1	4	5	5	0	2	1	0	18
DUKE	36*	4	8	.500	0	1	.000	5	7	.714	0	11	11	2	3	0	4	1	13
at Georgia Tech	31*	4	11	.364	1	2	.500	4	4	1.000	2	5	7	3	6	3	2	1	13
at Miami	30*	4	12	.333	2	4	.500	1	1	1.000	3	4	7	5	1	2	2	1	11
BOSTON COLLEGE	32*	5	11	.455	0	1	.000	2	3	.667	4	6	10	3	2	3	2	2	12
at NC State	35*	8	15	.533	1	5	.200	1	1	1.000	3	6	9	3	3	1	2	0	18
FLORIDA STATE	17*	4	6	.667	0	2	.000	0	0	.000	1	1	2	4	2	1	0	4	8
GEORGIA TECH	29*	10	12	.833	1	2	.500	3	6	.500	2	9	11	3	1	5	0	2	24
at Duke	35*	11	17	.647	1	4	.250	3	4	.750	4	7	11	3	2	4	1	0	26
NC STATE	33*	12	16	.750	0	1	.000	4	5	.800	3	15	18	1	2	2	1	0	28
at Virginia	34*	4	9	.444	0	1	.000	0	0	.000	1	7	8	4	1	5	1	1	8
at Maryland	32*	4	11	.364	0	1	.000	1	3	.333	6	2	8	2	0	3	2	0	9
CLEMSON	35*	10	14	.714	1	2	.500	0	0	.000	3	6	9	2	3	4	0	1	21
vs. Maryland ^	25*	9	18	.500	0	4	.000	2	2	1.000	9	3	12	4	0	2	1	0	20
vs. Cleveland State %	36*	8	13	.615	4	5	.800	2	3	.667	3	5	8	4	1	3	4	1	22

*denotes starter ^ ACC Tournament (Atlanta, Ga.) % NCAA Tournament (Miami, Fla.)

JOHNSON'S CAREER STATISTICS

Season	G	GS	MP	MPG	FG	FGA	PCT	3PT	3PA	PCT	FT	FTA	PCT	O-D-REB	AVG	PF-DQ	AS	TO	BS	ST	PTS	AVG
2007-08	30	28	875	29.2	164	337	.487	28	100	.280	82	119	.689	93-151-244	8.1	93-4	37	78	40	41	438	14.6
2008-09	31	31	946	30.5	187	345	.542	22	69	.319	69	99	.697	79-185-264	8.5	91-3	62	74	48	44	465	15.0
TOTAL	61	59	1821	29.9	351	682	.515	50	169	.296	151	218	.693	172-336-508	8.3	184-7	99	152	88	85	903	14.8

JOHNSON'S CAREER ACC STATISTICS

Season	G	GS	MP	MPG	FG	FGA	PCT	3PT	3PA	PCT	FT	FTA	PCT	O-D-REB	AVG	PF-DQ	AS	TO	BS	ST	PTS	AVG
2007-08	16	14	460	28.8	90	177	.508	17	48	.354	49	72	.681	43-75-118	7.4	57-4	17	46	20	18	246	15.4
2008-09	16	16	498	31.1	101	181	.558	9	34	.265	37	49	.755	38-99-137	8.6	50-3	29	41	26	17	248	15.5
TOTAL	32	30	958	29.9	191	358	.534	26	82	.317	86	121	.711	81-174-255	8.0	107-7	46	87	46	35	494	15.4





2008-09 WAKE FOREST BASKETBALL SEASON IN REVIEW

20 ♦ MIKE LEPORE

SENIOR / GUARD / 6-1 / 180 / FLEMINGTON, N.J. / LAWRENCEVILLE PREP

A non-scholarship guard who has spent each of the past three seasons with the Demon Deacons ... Has seen little game action but has been an important member of the scout team in practice ... Possesses a strong work ethic and can be frequently found in the weight room ... Enjoyed a solid high school career at Lawrenceville (N.J.) Prep.

2008-09 SEASON HIGHLIGHTS:

Saw action late in the game vs. N.C. Central (Nov. 14) ... Missed his only field goal attempt of the night against the Eagles ... Saw a career-high three minutes of action late vs. UNC Wilmington (Nov. 19) ... Did not register any stats in the game ... Saw action for a third straight game vs. Winston-Salem State (Nov. 24) ... Entered the game late in the second half vs. Indiana (Dec. 3) but did not record any stats ... Scored his first career points on a three-pointer late vs. Bucknell (Dec. 6) ... Saw action late at East Carolina (Dec. 22) ... Saw action late at Miami (Feb. 4) ... Played the final two minutes of the game vs. Florida State (Feb. 14) ... Saw action late vs. Georgia Tech (Feb. 18) ... Saw action on Senior Day vs. Clemson (Mar. 8).



LEPORE'S 2008-09 GAME-BY-GAME STATISTICS

Opponent	MP	FG	FGA	Pct	3PT	3PA	Pct	FT	FTA	Pct	O	D	REB	PF	AS	TO	BS	ST	TP
N.C. CENTRAL	2	0	1	.000	0	1	.000	0	0	.000	0	0	0	0	0	0	0	0	0
UNC WILMINGTON	3	0	0	.000	0	0	.000	0	0	.000	0	0	0	0	0	0	0	0	0
WINSTON-SALEM ST	1	0	0	.000	0	0	.000	0	0	.000	0	0	0	0	0	0	0	0	0
vs. Cal State Fullerton		DNP																	
vs. UTEP		DNP																	
vs. Baylor		DNP																	
INDIANA	1	0	0	.000	0	0	.000	0	0	.000	0	0	0	0	0	0	0	0	0
BUCKNELL	1	1	1	1.000	1	1	1.000	0	0	.000	0	0	0	0	0	0	0	0	3
WRIGHT STATE		DNP																	
at Richmond		DNP																	
at East Carolina	1	0	0	.000	0	0	.000	0	0	.000	0	0	0	0	0	0	0	0	0
RADFORD		DNP																	
at Brigham Young		DNP																	
NORTH CAROLINA		DNP																	
at Boston College		DNP																	
at Clemson		DNP																	
VIRGINIA TECH		DNP																	
DUKE		DNP																	
at Georgia Tech		DNP																	
at Miami	0+	0	0	.000	0	0	.000	0	0	.000	0	0	0	0	0	0	0	0	0
BOSTON COLLEGE		DNP																	
at NC State		DNP																	
FLORIDA STATE	2	0	0	.000	0	0	.000	0	0	.000	0	0	0	0	0	0	0	0	0
GEORGIA TECH	1	0	0	.000	0	0	.000	0	0	.000	0	0	0	0	0	1	0	0	0
at Duke		DNP																	
NC STATE		DNP																	
at Virginia		DNP																	
at Maryland		DNP																	
CLEMSON	0+	0	0	.000	0	0	.000	0	0	.000	0	0	0	0	0	0	0	0	0
vs. Maryland ^		DNP																	
vs. Cleveland State %		DNP																	

*denotes starter ^ ACC Tournament (Atlanta, Ga.) % NCAA Tournament (Miami, Fla.)

LEPORE'S CAREER STATISTICS

Season	G	GS	MP	MPG	FG	FGA	PCT	3PT	3PA	PCT	FT	FTA	PCT	O-D-REB	AVG	PF-DQ	AS	TO	BS	ST	PTS	AVG
2005-06	2	0	3	1.5	0	1	.000	0	1	.000	0	0	.000	0-0-0	0.0	0-0	0	0	0	0	0	0.0
2006-07	3	0	3	1.0	0	0	.000	0	0	.000	0	0	.000	0-0-0	0.0	0-0	0	0	0	0	0	0.0
2007-08	4	0	3	0.8	0	1	.000	0	1	.000	0	0	.000	0-0-0	0.0	0-0	0	1	0	0	0	0.0
2008-09	10	0	12	1.2	1	2	.500	1	2	.500	0	0	.000	0-0-0	0.0	0-0	0	1	0	0	3	0.3
TOTAL	19	0	21	1.1	1	4	.250	1	4	.250	0	0	.000	0-0-0	0.0	0-0	0	2	0	0	3	0.2

LEPORE'S CAREER ACC STATISTICS

Season	G	GS	MP	MPG	FG	FGA	PCT	3PT	3PA	PCT	FT	FTA	PCT	O-D-REB	AVG	PF-DQ	AS	TO	BS	ST	PTS	AVG
2005-06	0	0	0	0.0	0	0	.000	0	0	.000	0	0	.000	0-0-0	0.0	0-0	0	0	0	0	0	0.0
2006-07	1	0	1	1.0	0	0	.000	0	0	.000	0	0	.000	0-0-0	0.0	0-0	0	0	0	0	0	0.0
2007-08	3	0	2	0.7	0	1	.000	0	1	.000	0	0	.000	0-0-0	0.0	0-0	0	1	0	0	0	0.0
2008-09	4	0	3	0.8	0	0	.000	0	0	.000	0	0	.000	0-0-0	0.0	0-0	0	1	0	0	0	0.0
TOTAL	8	0	6	0.8	0	1	.000	0	1	.000	0	0	.000	0-0-0	0.0	0-0	0	2	0	0	0	0.0

SEASON/CAREER HIGHS

POINTS

SEASON: 3, vs. Bucknell (12/6/08)
CAREER: 3, vs. Bucknell (12/6/08)

REBOUNDS

SEASON: 0
CAREER: 0

ASSISTS

SEASON: 0
CAREER: 0

STEALS

SEASON: 0
CAREER: 0

BLOCKED SHOTS

SEASON: 0
CAREER: 0

FIELD GOALS

SEASON: 1, vs. Bucknell (12/6/08)
CAREER: 1, vs. Bucknell (12/6/08)

FIELD GOAL ATTEMPTS

SEASON: 1, two times (last: vs. Bucknell, 12/6/08)
CAREER: 1, four times (last: vs. Bucknell 12/6/08)

FREE THROWS

SEASON: 0
CAREER: 0

FREE THROW ATTEMPTS

SEASON: 0
CAREER: 0

THREE-POINT FIELD GOALS

SEASON: 1, vs. Bucknell (12/6/08)
CAREER: 1, vs. Bucknell (12/6/08)

THREE-POINT ATTEMPTS

SEASON: 1, vs. Bucknell (12/6/08)
CAREER: 1, four times (last: vs. Bucknell, 12/6/08)

MINUTES PLAYED

SEASON: 3, vs. UNCW (11/19/08)
CAREER: 3, vs. UNCW (11/19/08)





13 ♦ CHAS McFARLAND

JUNIOR / CENTER / 7-0 / 235 / LOVINGTON, ILL. / WORCESTER (MA) ACADEMY

Coming off a breakout season in 2007-08 when he was arguably the ACC's most improved player ... A true 7-footer who can exploit defenses in the paint and on the perimeter ... Rapid growth spurt as a teenager has allowed him to possess a skill set not usually seen in 7-footers ... Has a soft shooting touch in the lane ... Also possesses the ability to step out and drill mid-range jumpers or beat slower players off the dribble ... One of the Deacons' most intense players ... Stands as the tallest player in Wake Forest history to make a three-point field goal.

2008-09 SEASON HIGHLIGHTS:

Opened the season with 12 points and 7 rebounds vs. NCCU (Nov. 14) ... Scored 19 points and had 8 rebounds vs. UNCW (Nov. 19) ... Had 7 points and 6 boards vs. WSSU (Nov. 24) ... Finished with 14 points, 7 rebounds and 3 blocks vs. CS Fullerton (Nov. 27) ... Had 2 points vs. UTEP (Nov. 28) ... Scored 11 points vs. Baylor (Nov. 30) ... Pulled down 6 rebounds vs. Indiana (Dec. 3) ... Finished with 7 points, 7 boards and 2 blocks vs. Bucknell (Dec. 6) ... Had 4 points and 3 rebounds vs. Wright St. (Dec. 14) ... Posted third career double-double with 20 points and 14 rebounds at Richmond (Dec. 19) ... Went 8-for-9 from the free throw line against the Spiders ... Scored 14 points on 7-of-9 shooting at ECU (Dec. 22) ... Had 10 points vs. Radford (Dec. 30) ... Scored 9 points and had 5 boards at BYU (Jan. 3) ... Finished with 20 points and 9 rebounds vs. UNC (Jan. 11) ... Had 11 points and 8 boards at BC (Jan. 14) ... Pulled down 12 rebounds and had 3 assists at Clemson (Jan. 17) ... Had 4 rebounds vs. Virginia Tech (Jan. 21) ... Scored 9 points and pulled down 7 boards vs. Duke (Jan. 28) ... Had 8 points at Georgia Tech (Jan. 31) ... Turned in 5 points and 4 boards off the bench at Miami (Feb. 4) ... Had 4 rebounds vs. BC (Feb. 8) ... Scored 6 points and pulled down 5 boards at NC State (Feb. 11) ... Had 7 points vs. FSU (Feb. 14) ... Scored 5 points vs. Georgia Tech (Feb. 18) ... Had 6 points at Duke (Feb. 22) ... Scored 15 points on 7-of-9 shooting and had 8 rebounds vs. NC State (Feb. 26) ... Had 12 points and 6 boards at Virginia (Feb. 28) ... Had 4 points and 4 rebounds before leaving with a knee injury at Maryland (Mar. 3) ... Went 10-for-12 at the foul line and finished with 14 points and 8 rebounds vs. Clemson (Mar. 8) ... Had 4 points and 4 rebounds vs. Maryland in ACC Tournament (Mar. 13) ... Turned in 5 rebounds and 3 blocks vs. Cleveland State in the NCAA Tournament (Mar. 20).

McFARLAND'S 2008-09 GAME-BY-GAME STATISTICS

Opponent	MP	FG	FGA	Pct	3PT	3PA	Pct	FT	FTA	Pct	O	D	REB	PF	AS	TO	BS	ST	TP
N.C. CENTRAL	21*	4	4	1.000	0	0	.000	4	4	1.000	1	6	7	0	2	1	1	0	12
UNC WILMINGTON	22*	9	14	.643	0	0	.000	1	2	.500	5	3	8	2	0	1	1	0	19
WINSTON-SALEM ST	20*	1	2	.500	0	0	.000	5	6	.833	2	4	6	1	0	2	3	1	7
vs. Cal State Fullerton	32*	5	8	.625	0	0	.000	4	4	1.000	2	5	7	3	0	3	3	2	14
vs. UTEP	11*	1	4	.250	0	0	.000	0	0	.000	0	3	3	5	0	1	0	0	2
vs. Baylor	21*	4	8	.500	0	0	.000	3	5	.600	2	2	4	2	0	1	0	0	11
INDIANA	14*	1	3	.333	0	0	.000	2	2	1.000	2	4	6	2	0	0	0	1	4
BUCKNELL	21*	2	5	.400	0	0	.000	3	4	.750	1	6	7	0	1	2	2	0	7
WRIGHT STATE	16*	1	3	.333	0	0	.000	2	2	1.000	2	1	3	1	0	1	1	0	4
at Richmond	28*	6	10	.600	0	0	.000	8	9	.889	6	8	14	3	1	2	0	1	20
at East Carolina	16*	7	9	.778	0	0	.000	0	0	.000	4	5	9	3	1	2	0	0	14
RADFORD	21*	2	8	.250	0	0	.000	6	6	1.000	3	2	5	2	0	2	0	1	10
at Brigham Young	27*	3	7	.429	0	0	.000	3	6	.500	1	4	5	3	2	3	1	0	9
NORTH CAROLINA	33*	7	10	.700	0	0	.000	6	9	.667	5	4	9	4	2	2	2	2	20
at Boston College	23*	4	7	.571	0	0	.000	3	6	.500	4	4	8	2	0	2	0	2	11
at Clemson	32*	2	7	.286	0	0	.000	0	0	.000	4	8	12	1	3	2	2	0	4
VIRGINIA TECH	11*	0	4	.000	0	0	.000	0	2	.000	2	2	4	5	1	0	0	0	0
DUKE	18*	4	6	.667	0	0	.000	1	5	.200	3	4	7	4	0	2	2	2	9
at Georgia Tech	14*	3	4	.750	0	0	.000	2	2	1.000	1	1	2	4	1	1	0	1	8
at Miami	17	2	5	.400	0	0	.000	1	2	.500	3	1	4	3	0	1	0	0	5
BOSTON COLLEGE	22*	0	5	.000	0	1	.000	2	2	1.000	0	4	4	3	0	1	0	1	2
at NC State	19*	3	5	.600	0	0	.000	0	0	.000	1	4	5	5	0	4	2	1	6
FLORIDA STATE	18*	2	4	.500	0	0	.000	3	4	.750	0	3	3	4	1	2	0	0	7
GEORGIA TECH	18*	1	2	.500	0	1	.000	3	4	.750	1	1	2	2	0	0	0	1	5
at Duke	16*	2	2	1.000	0	0	.000	2	2	1.000	1	1	2	4	1	4	1	0	6
NC STATE	29*	7	9	.778	0	0	.000	1	2	.500	4	4	8	3	0	4	2	1	15
at Virginia	23*	5	10	.500	0	0	.000	2	3	.667	4	2	6	1	0	4	1	0	12
at Maryland	8*	2	3	.667	0	0	.000	0	0	.000	1	3	4	0	1	1	1	1	4
CLEMSON	26*	2	4	.500	0	0	.000	10	12	.833	3	5	8	2	0	1	0	1	14
vs. Maryland ^	18*	0	4	.000	0	0	.000	4	8	.400	0	4	4	1	0	1	0	0	4
vs. Cleveland State %	17	1	2	.500	0	0	.000	2	2	1.000	1	4	5	3	0	1	3	0	4

*denotes starter ^ ACC Tournament (Atlanta, Ga.) % NCAA Tournament (Miami, Fla.)



SEASON/CAREER HIGHS

POINTS

SEASON: 20, two times (last: vs. North Carolina, 1/11/09)
CAREER: 28, at Ga. Tech (3/1/08)

REBOUNDS

SEASON: 14, at Richmond (12/19/08)
CAREER: 14, at Richmond (12/19/08)

ASSISTS

SEASON: 3, at Clemson (1/17/09)
CAREER: 3, at Clemson (1/17/09)

STEALS

SEASON: 2, four times (last: vs. Duke, 1/28/09)
CAREER: 2, eight times (last: vs. Duke, 1/28/09)

BLOCKED SHOTS

SEASON: 3, three times (last: vs. Cleveland State, 3/20/09)
CAREER: 5, at Ga. Tech (3/1/08)

FIELD GOALS

SEASON: 9, vs. UNCW (11/19/08)
CAREER: 10, at Ga. Tech (3/1/08)

FIELD GOAL ATTEMPTS

SEASON: 14, vs. UNCW (11/19/08)
CAREER: 14, two times (last: vs. UNCW, 11/19/08)

FREE THROWS

SEASON: 10, vs. Clemson (3/8/09)
CAREER: 10, vs. Clemson (3/8/09)

FREE THROW ATTEMPTS

SEASON: 12, vs. Clemson (3/8/09)
CAREER: 12, vs. Clemson (3/8/09)

THREE-POINT FIELD GOALS

SEASON: 0
CAREER: 1, three times (last: vs. Georgia Tech, 2/6/08)

THREE-POINT ATTEMPTS

SEASON: 1, two times (last: vs. Georgia Tech, 2/18/09)
CAREER: 2, three times (last: vs. Georgia Tech, 2/6/08)

MINUTES PLAYED

SEASON: 33, vs. North Carolina (1/11/09)
CAREER: 38, at Ga. Tech (3/1/08)

McFARLAND'S CAREER STATISTICS

Season	G	GS	MP	MFG	FGA	PCT	3PT	3PA	PCT	FT	FTA	PCT	O-D-REB	AVG	PF-DQ	AS	TO	BS	ST	PTS	AVG	
2006-07	15	0	81	5.4	4	14	.286	1	1	1.000	2	6	.333	8-16-24	1.6	10-0	7	9	2	1	11	0.7
2007-08	30	27	645	21.5	97	198	.490	2	11	.182	56	85	.659	72-101-173	5.8	90-6	13	46	48	14	252	8.4
2008-09	31	29	632	20.4	93	178	.522	0	2	.000	83	115	.722	69-112-181	5.8	78-3	17	54	28	19	269	8.7
TOTAL	76	56	1358	17.9	194	390	.497	3	14	.214	141	206	.684	149-229-378	5.0	178-9	37	109	78	34	532	7.0

McFARLAND'S CAREER ACC STATISTICS

Season	G	GS	MP	MFG	FGA	PCT	3PT	3PA	PCT	FT	FTA	PCT	O-D-REB	AVG	PF-DQ	AS	TO	BS	ST	PTS	AVG	
2006-07	3	0	13	4.3	0	2	.000	0	0	.000	0	0	.000	1-2-3	1.0	1-0	1	1	1	0	0	0.0
2007-08	16	16	381	23.8	60	124	.484	2	7	.286	33	51	.647	43-62-105	6.6	54-4	7	27	27	7	155	9.7
2008-09	16	15	327	20.4	46	87	.529	0	2	.000	36	55	.655	37-51-88	5.5	47-2	10	31	13	13	128	8.0
TOTAL	35	31	721	20.6	106	213	.498	2	9	.222	69	106	.651	81-115-196	5.6	102-6	18	59	41	20	283	8.1





10 ♦ ISHMAEL SMITH

JUNIOR / GUARD / 6-0 / 175 / CONCORD, N.C. / CENTRAL CABARRUS H.S.

Lightning quick point guard who has started for the Deacons from day one of his freshman year ... Consummate team leader both on the court and off ... Combines with Jeff Teague to give Wake Forest one of the quickest back courts in the country ... Has developed a knack for hitting clutch shots late in games ... Hit game-winners in the waning seconds against Virginia Tech and Miami last season ... Looks to pass first but has scoring ability as well ... Led the ACC in assists as a rookie in 2006-07 ... Perfect fit for Wake Forest's up-tempo offense.

2008-09 SEASON HIGHLIGHTS:

Sat out the first two games of the season due to a fractured left foot, snapping his 58-game starting streak ... Made his season debut vs. WSSU (Nov. 24), turning in 2 assists and 2 rebounds in 11 minutes ... Pulled down 2 boards vs. CS Fullerton (Nov. 27) ... Dished out 3 assists vs. UTEP (Nov. 28) ... Had 4 points and 4 rebounds vs. Baylor (Nov. 30) ... Had 4 assists vs. IU (Dec. 3) ... Finished with 5 assists and 5 boards vs. Bucknell (Dec. 6) ... Dished out 6 assists vs. Wright State (Dec. 14) ... Had 3 assists at Richmond (Dec. 19) ... Scored 11 points and had 9 assists at ECU (Dec. 22) ... Had 2 points and 2 assists vs. Radford (Dec. 30) ... Finished with 6 points, 3 assists and 3 steals at BYU (Jan. 3) ... Had 4 points and 5 boards vs. UNC (Jan. 11) ... Turned in 5 rebounds and 4 assists at BC (Jan. 14) ... Dished out 4 assists at Clemson (Jan. 17) ... Had 5 points and 4 assists vs. Va. Tech (Jan. 21) ... Scored 7 points and had 4 assists vs. Duke (Jan. 28) ... Had 6 points at Ga. Tech (Jan. 31) ... Had 3 assists at Miami (Feb. 4) ... Finished with 7 points and 3 assists vs. BC (Feb. 8) ... Had 5 points at NC State (Feb. 11) ... Scored 11 points, had 5 rebounds and 4 assists and went 5-for-5 from the foul line vs. FSU (Feb. 14) ... Passed Chris Paul in career assists vs. the Seminoles ... Dished out 8 assists to surpass the 400 career assists mark vs. Ga. Tech (Feb. 18) ... Also had 11 points vs. the Jackets ... Turned in 12 points and 5 assists at Duke (Feb. 22) ... Scored 18 points on 6-of-8 shooting vs. NC State (Feb. 26) ... Scored 10 points at Virginia (Feb. 28) ... Had 11 points and 4 assists at Maryland (Mar. 3) ... Turned in 13 points and 6 assists vs. Clemson (Mar. 8) ... Had 9 points and 2 assists vs. Maryland in ACC Tournament (Mar. 13) ... Finished with 6 points and 3 assists vs. Cleveland State in NCAA Tournament (Mar. 20).

SMITH'S 2008-09 GAME-BY-GAME STATISTICS

Opponent	MP	FG	FGA	Pct	3PT	3PA	Pct	FT	FTA	Pct	O	D	REB	PF	AS	TO	BS	ST	TP	
N.C. CENTRAL		DNP - INJURED																		
UNC WILMINGTON		DNP - INJURED																		
WINSTON-SALEM ST	11	0	0	.000	0	0	.000	0	0	.000	0	2	2	1	2	2	0	0	0	
vs. Cal State Fullerton	8	0	2	.000	0	0	.000	0	0	.000	0	2	2	0	1	2	0	1	0	
vs. UTEP	12	0	0	.000	0	0	.000	2	2	1.000	0	2	2	0	3	1	0	0	2	
vs. Baylor	10	2	2	1.000	0	0	.000	0	0	.000	0	4	4	3	1	2	0	0	4	
INDIANA	20	1	2	.500	0	1	.000	0	0	.000	0	2	2	0	4	3	0	0	2	
BUCKNELL	19	0	4	.000	0	2	.000	0	1	.000	3	2	5	0	5	0	0	0	0	
WRIGHT STATE	21	1	2	.500	1	2	.500	0	0	.000	0	1	1	1	6	3	0	0	3	
at Richmond	13	1	5	.200	0	2	.000	0	0	.000	0	0	0	1	3	2	0	0	2	
at East Carolina	25	4	7	.571	1	2	.500	2	2	1.000	0	5	5	1	9	2	0	2	11	
RADFORD	24	1	3	.333	0	0	.000	0	0	.000	0	2	2	0	2	0	0	1	2	
at Brigham Young	26	3	10	.300	0	2	.000	0	0	.000	1	2	3	4	3	2	0	3	6	
NORTH CAROLINA	24	1	5	.200	0	0	.000	2	2	1.000	0	5	5	2	1	2	0	0	4	
at Boston College	21	1	2	.500	0	0	.000	2	3	.667	1	4	5	1	4	2	0	1	4	
at Clemson	15	2	7	.286	0	0	.000	0	0	.000	2	1	3	0	4	4	0	0	4	
VIRGINIA TECH	25	2	7	.286	0	2	.000	1	1	1.000	0	1	1	2	4	2	0	0	5	
DUKE	25	3	8	.375	0	1	.000	1	1	1.000	0	2	2	0	4	2	0	1	7	
at Georgia Tech	19	3	7	.429	0	1	.000	0	2	.000	1	1	2	3	1	3	0	1	6	
at Miami	27	2	6	.333	0	1	.000	0	0	.000	0	3	3	0	3	3	0	1	4	
BOSTON COLLEGE	23	3	4	.750	0	0	.000	1	1	1.000	0	1	1	0	3	1	0	2	7	
at NC State	21	2	6	.333	0	1	.000	1	2	.500	1	1	2	0	2	2	0	1	5	
FLORIDA STATE	25	3	5	.600	0	0	.000	5	5	1.000	0	5	5	1	4	2	0	1	11	
GEORGIA TECH	24	5	9	.556	1	2	.500	0	0	.000	1	3	4	0	8	2	0	2	11	
at Duke	34	6	10	.600	0	0	.000	0	0	.000	0	2	2	4	5	5	0	0	12	
NC STATE	25	6	8	.750	2	3	.667	4	4	1.000	1	1	2	1	1	1	0	0	18	
at Virginia	27	4	6	.667	0	0	.000	2	2	1.000	0	2	2	1	2	1	0	1	10	
at Maryland	33	4	11	.364	1	2	.500	2	3	.667	1	2	3	1	4	1	0	2	11	
CLEMSON	24	5	10	.500	0	0	.000	3	4	.750	2	2	4	1	6	3	0	1	13	
vs. Maryland ^	31	4	11	.364	1	3	.333	0	0	.000	0	0	4	2	1	0	2	9		
vs. Cleveland State %	26	2	6	.333	0	2	.000	2	3	.667	0	3	3	2	3	3	1	2	6	

*denotes starter ^ ACC Tournament (Atlanta, Ga.) % NCAA Tournament (Miami, Fla.)

SMITH'S CAREER STATISTICS

Season	G	GS	MP	MFG	FGA	PCT	3PT	3PA	PCT	FT	FTA	PCT	O-D-REB	AVG	PF-DQ	AS	TO	BS	ST	PTS	AVG	
2006-07	31	30	927	29.9	102	.238	23	65	.354	42	91	.462	14-103-117	3.8	85-4	186	112	1	36	269	8.7	
2007-08	30	30	962	32.1	109	.256	24	71	.338	16	55	.291	14-89-103	3.4	58-0	141	84	2	40	258	8.6	
2008-09	29	0	638	22.0	71	.165	.430	7	29	241	30	.38	.789	2.7	34-0	100	59	1	25	179	6.2	
TOTAL	90	60	2527	28.1	282	.659	.428	54	165	.327	88	184	.478	42-255-297	3.3	177-4	427	255	4	101	706	7.8

SMITH'S CAREER ACC STATISTICS

Season	G	GS	MP	MFG	FGA	PCT	3PT	3PA	PCT	FT	FTA	PCT	O-D-REB	AVG	PF-DQ	AS	TO	BS	ST	PTS	AVG	
2006-07	16	16	476	29.8	47	.133	.353	8	33	.242	15	34	.441	3.8	50-4	81	54	0	14	117	7.3	
2007-08	16	16	554	34.6	67	.153	.438	14	38	.368	10	31	.323	2.9	32-0	76	47	1	24	158	9.9	
2008-09	16	0	392	24.5	52	.111	.468	4	13	.308	24	30	.800	2.9	17-0	56	36	0	14	132	8.3	
TOTAL	48	32	1422	29.6	166	.397	.418	26	84	.310	49	95	.516	26-127-153	3.2	99-4	213	137	1	52	407	8.5



SEASON/CAREER HIGHS

POINTS

SEASON: 18, vs. NC State (2/26/09)
CAREER: 19, at Clemson (1/22/08)

REBOUNDS

SEASON: 5, five times (last: vs. Florida State, 2/14/09)
CAREER: 9, four times (last: at Charlotte, 11/29/07)

ASSISTS

SEASON: 9, at ECU (12/22/08)
CAREER: 15, vs. Ga. Tech (3/8/07)

STEALS

SEASON: 3, at BYU (1/3/09)
CAREER: 4, three times (last: at Clemson, 1/22/08)

BLOCKED SHOTS

SEASON: 1, vs. Cleveland State (3/20/09)
CAREER: 1, four times (last: vs. Cleveland State, 3/20/09)

FIELD GOALS

SEASON: 6, at Duke (2/22/09)
CAREER: 8, at Clemson (1/22/08)

FIELD GOAL ATTEMPTS

SEASON: 11, at Maryland (3/3/09)
CAREER: 16, two times (last: at NC State, 2/3/08)

FREE THROWS

SEASON: 5, vs. FSU (2/14/09)
CAREER: 5, two times (last: vs. Florida State, 2/14/09)

FREE THROW ATTEMPTS

SEASON: 5, vs. FSU (2/14/09)
CAREER: 8, two times (last: vs. Georgia Tech, 3/8/07)

THREE-POINT FIELD GOALS

SEASON: 2, vs. NC State (2/26/09)
CAREER: 3, two times (last: at NC State, 2/3/08)

THREE-POINT ATTEMPTS

SEASON: 3, two times (last: vs. Maryland, 3/13/09)
CAREER: 7, at USF (12/29/06)

MINUTES PLAYED

SEASON: 34, at Duke (2/22/09)
CAREER: 46, vs. Ga. Tech (3/8/07)





2008-09 WAKE FOREST BASKETBALL SEASON IN REVIEW

0 ♦ JEFF TEAGUE

SOPHOMORE / GUARD / 6-2 / 180 / INDIANAPOLIS, IND. / PIKE H.S.

Speedy and versatile athlete who can play either the point or off-guard position ... Has the ability to score in bunches ... Possesses a lightning quick first step that allows him to blow by defenders ... May be the Deacons' most accurate all-around shooter ... Excellent defender who was among the ACC leaders in steals last season ... Combines with Ishmael Smith to give Wake Forest one of the quickest back courts in the country.

2008-09 SEASON HIGHLIGHTS:

Opened the season with 14 points, 6 assists and 3 steals vs. NCCU (Nov. 14) ... Had 31 points and 5 steals vs. UNCW (Nov. 19) ... Had 14 points and 6 assists vs. WSSU (Nov. 24) ... Scored 24 points on 9-of-17 shooting, including 4-of-6 from 3-point range, vs. CS Fullerton (Nov. 27) ... Had 29 points and 6 assists and went 13-for-16 at the foul line vs. UTEP (Nov. 28) ... Almost had a triple-double vs. Baylor (Nov. 30) with 14 points, 8 rebounds and 8 assists ... Named to the All-Tournament Team at the 76 Classic ... Held scoreless in the first half but managed to finish with 13 points vs. IU (Dec. 3) ... Also had 5 assists and 4 steals vs. the Hoosiers ... Scored 26 points vs. Bucknell (Dec. 6) ... Had 10 points, 6 boards and 4 steals vs. Wright St. (Dec. 14) ... Scored 21 points at Richmond (Dec. 19) ... Turned in 10 points and 5 assists at ECU (Dec. 22) ... Scored 19 points vs. Radford (Dec. 30) ... Scored 30 points and went 12-for-14 from the free throw line at BYU (Jan. 3) ... Finished with 34 points, 6 rebounds and 4 assists vs. UNC (Jan. 11) ... Named the ACC Player of the Week on Jan. 12 ... Scored 29 points at BC (Jan. 14) ... Had 14 points and 5 assists at Clemson (Jan. 17) ... Named the ACC Player of the Week on Jan. 19 ... Scored 23 points on 10-of-16 shooting vs. Virginia Tech (Jan. 21) ... Had 11 points and 3 steals vs. Duke (Jan. 28) ... Scored 16 points at Georgia Tech (Jan. 31) ... Had 19 points and 3 steals at Miami (Feb. 4) ... Scored 27 points, dished out 8 assists and went 4-for-6 from 3-point range vs. BC (Feb. 8) ... Limited to 11 points on 2-of-3 shooting and 7 assists at NC State (Feb. 11) ... Scored 15 points vs. FSU (Feb. 14) ... Had 15 points and 4 steals vs. Georgia Tech (Feb. 18) ... Scored 28 points on 10-of-16 shooting at Duke (Feb. 22) ... Scored 12 points vs. NC State (Feb. 26) ... Scored 12 points at Virginia (Feb. 28) ... Scored a team-high 17 points and made 4-of-5 free throws in the final 35 seconds at Maryland (Mar. 3) ... Finished with 15 points on 5-of-7 shooting vs. Clemson (Mar. 8) ... Had 11 points and 6 rebounds vs. Maryland in ACC Tournament (Mar. 13) ... Scored 10 points and dished out 5 assists vs. Cleveland State in the NCAA Tournament (Mar. 20) ... Scored his 1,000th career point on a free throw late in the game against the Vikings.

TEAGUE'S 2008-09 GAME-BY-GAME STATISTICS

Table with columns: Opponent, MP, FG, FGA, Pct, 3PT, 3PA, Pct, FT, FTA, Pct, O, D, REB, PF, AS, TO, BS, ST, TP. Lists game-by-game stats for various opponents.

*denotes starter ^ ACC Tournament (Atlanta, Ga.) % NCAA Tournament (Miami, Fla.)

TEAGUE'S CAREER STATISTICS

Table with columns: Season, G, GS, MP, MPG, FG, FGA, PCT, 3PT, 3PA, PCT, FT, FTA, PCT, O-D-REB, AVG, PF-DQ, AS, TO, BS, ST, PTS, AVG. Shows career totals for 2007-08, 2008-09, and a total row.

TEAGUE'S CAREER ACC STATISTICS

Table with columns: Season, G, GS, MP, MPG, FG, FGA, PCT, 3PT, 3PA, PCT, FT, FTA, PCT, O-D-REB, AVG, PF-DQ, AS, TO, BS, ST, PTS, AVG. Shows career totals for 2007-08, 2008-09, and a total row.



SEASON/CAREER HIGHS

- POINTS: SEASON: 34, vs. UNC (1/11/09); CAREER: 34, vs. UNC (1/11/09)
REBOUNDS: SEASON: 8, two times (last: at Richmond, 12/19/08); CAREER: 8, two times (last: at Richmond, 12/19/08)
ASSISTS: SEASON: 8, two times (last: vs. Boston College, 2/8/09); CAREER: 8, two times (last: vs. Boston College, 2/8/09)
STEALS: SEASON: 5, vs. UNCW (11/19/08); CAREER: 6, vs. Air Force (12/30/07)
BLOCKED SHOTS: SEASON: 2, three times (last: at Maryland, 3/3/09); CAREER: 2, eight times (last: at Maryland, 3/3/09)
FIELD GOALS: SEASON: 10, four times (last: at Duke, 2/22/09); CAREER: 10, three times (last: vs. Virginia Tech, 1/21/09)
FIELD GOAL ATTEMPTS: SEASON: 17, four times (last: at Boston College, 1/14/09); CAREER: 17, four times (last: at Boston College, 1/14/09)
FREE THROWS: SEASON: 13, two times (last: vs. North Carolina, 1/11/09); CAREER: 13, two times (last: vs. North Carolina, 1/11/09)
FREE THROW ATTEMPTS: SEASON: 18, at Clemson (1/17/09); CAREER: 18, at Clemson (1/17/09)
THREE-POINT FIELD GOALS: SEASON: 4, three times (last vs. Boston College, 2/8/09); CAREER: 5, vs. Miami (1/29/08)
THREE-POINT ATTEMPTS: SEASON: 6, four times (last: at Maryland, 3/3/09); CAREER: 7, vs. Air Force (12/30/07)
MINUTES PLAYED: SEASON: 39, two times (last: vs. North Carolina, 1/11/09); CAREER: 39, two times (last: vs. North Carolina, 1/11/09)





2008-09 WAKE FOREST BASKETBALL SEASON IN REVIEW

40 ♦ TY WALKER

FRESHMAN / CENTER / 7-0 / 215 / WILMINGTON, N.C. / NEW HANOVER H.S.

One of the most prolific shot blockers ever to play high school basketball ... Has the potential to become one of the most feared defenders in the country ... Extremely long and athletic ... Very skilled ... Runs the floor extremely well ... Considered the best shot blocker in his recruiting class nationally.

2008-09 SEASON HIGHLIGHTS:

Made his collegiate debut vs. N.C. Central (Nov. 14) ... Finished with two points and two rebounds in five minutes of action against the Eagles ... Pulled down three rebounds in four minutes vs. UNC Wilmington (Nov. 19) ... Also had a steal against the Seahawks ... Made his only field goal attempt vs. Winston-Salem State (Nov. 24) ... Scored two points in five minutes vs. Indiana (Dec. 3) ... Had two blocks in five minutes vs. Bucknell (Dec. 6) ... Made his only field goal attempt and had two blocks, a steal and an assist in three minutes at East Carolina (Dec. 22) ... Saw action late and pulled down one rebound vs. Radford (Dec. 30) ... Saw four minutes of action late at Miami (Feb. 4), making his ACC career debut ... Saw action late vs. Boston College (Feb. 8) ... Scored two points and pulled down two rebounds in five minutes vs. Florida State (Feb. 14) ... Saw three minutes of action late vs. Georgia Tech (Feb. 18).

WALKER'S 2008-09 GAME-BY-GAME STATISTICS

Table with columns: Opponent, MP, FG, FGA, Pct, 3PT, 3PA, Pct, FT, FTA, Pct, O, D, REB, PF, AS, TO, BS, ST, TP. Rows include N.C. CENTRAL, UNC WILMINGTON, WINSTON-SALEM ST, vs. Cal State Fullerton, vs. UTEP, vs. Baylor, INDIANA, BUCKNELL, WRIGHT STATE, at Richmond, at East Carolina, RADFORD, at Brigham Young, NORTH CAROLINA, at Boston College, at Clemson, VIRGINIA TECH, DUKE, at Georgia Tech, at Miami, BOSTON COLLEGE, at NC State, FLORIDA STATE, GEORGIA TECH, at Duke, NC STATE, at Virginia, at Maryland, CLEMSON, vs. Maryland ^, vs. Cleveland State %.

*denotes starter ^ ACC Tournament (Atlanta, Ga.) % NCAA Tournament (Miami, Fla.)

WALKER'S CAREER STATISTICS

Table with columns: Season, G, GS, MP, MPG, FG, FGA, PCT, 3PT, 3PA, PCT, FT, FTA, PCT, O-D-REB, AVG, PF-DQ, AS, TO, BS, ST, PTS, AVG. Rows: 2008-09, TOTAL.

WALKER'S CAREER ACC STATISTICS

Table with columns: Season, G, GS, MP, MPG, FG, FGA, PCT, 3PT, 3PA, PCT, FT, FTA, PCT, O-D-REB, AVG, PF-DQ, AS, TO, BS, ST, PTS, AVG. Rows: 2008-09, TOTAL.



SEASON/CAREER HIGHS

POINTS

SEASON: 2, five times (last: vs. Florida State, 2/14/09)

REBOUNDS

SEASON: 3, vs. UNCW (11/19/08)

ASSISTS

SEASON: 1, at East Carolina (12/22/08)

STEALS

SEASON: 1, two times (last: at East Carolina, 12/22/08)

BLOCKED SHOTS

SEASON: 2, two times (last: at East Carolina, 12/22/08)

FIELD GOALS

SEASON: 1, four times (last: vs. Florida State, 2/14/09)

FIELD GOAL ATTEMPTS

SEASON: 4, vs. NCCU (11/14/08)

FREE THROWS

SEASON: 0

FREE THROW ATTEMPTS

SEASON: 2, at Miami (2/4/09)

THREE-POINT FIELD GOALS

SEASON: 0

THREE-POINT ATTEMPTS

SEASON: 0

MINUTES PLAYED

SEASON: 6, vs. Winston-Salem State (11/24/08)





44 ♦ DAVID WEAVER

REDSHIRT JUNIOR / FORWARD-CENTER / 6-11 / 235 / BLACK MOUNTAIN, N.C. / OWEN H.S.

An athletic big man who possesses a defensive-minded game ... An excellent shot blocker ... Gives the Deacons a strong presence in the paint on the defensive end ... Won the team's "Best Defensive Player" Award last season ... Coaching staff said he really "bought into" the team's new defensive system last year ... Powerful dunker ... Can play either the power forward or center positions ... Redshirted the 2005-06 season.

2008-09 SEASON HIGHLIGHTS:

Opened the season with 3 rebounds and a career-high 3 assists off the bench vs. N.C. Central (Nov. 14) ... Had 3 points, 3 rebounds and a block vs. UNC Wilmington (Nov. 19) ... Scored 8 points on 4-of-6 shooting vs. Winston-Salem State (Nov. 24) ... Also tied his career-high with 2 steals vs. the Rams ... Had 1 block in 4 minutes vs. Cal State Fullerton (Nov. 27) ... Made only field goal attempt for 2 points vs. UTEP (Nov. 28) ... Scored 6 points and went 2-for-2 from the floor vs. Baylor (Nov. 30) ... Had 1 point and a block vs. Indiana (Dec. 3) ... Finished with 4 points, 5 rebounds and a block vs. Bucknell (Dec. 6) ... Scored 6 points on 3-of-5 shooting vs. Wright State (Dec. 14) ... Had 4 points, 2 blocks and 2 steals at Richmond (Dec. 19) ... Pulled down 3 boards at ECU (Dec. 22) ... Had 3 points and 3 rebounds vs. Radford (Dec. 30) ... Saw limited action at BYU (Jan. 3) ... Saw limited action vs. North Carolina (Jan. 11) ... Made only field goal attempt for 2 points at BC (Jan. 14) ... Saw limited action at Clemson (Jan. 17) ... Had 1 block and 2 boards vs. Virginia Tech (Jan. 21) ... Scored 9 points on 3-of-5 shooting vs. Duke (Jan. 28) ... Had a rebound, block and steal at Georgia Tech (Jan. 31) ... Made first start of the season and third of career at Miami (Feb. 4) ... Saw limited action vs. BC (Feb. 8) ... Had 2 points and 3 rebounds at NC State (Feb. 11) ... Had 2 points and 3 boards vs. FSU (Feb. 14) ... Finished with a point and a rebound vs. Georgia Tech (Feb. 18) ... Had 2 points at Duke (Feb. 22) ... Saw limited action vs. NC State (Feb. 26) ... Pulled down 6 rebounds and had 2 blocks in 9 minutes at Maryland (Mar. 3) ... Had 3 points and 3 rebounds vs. Clemson (Mar. 8) ... Saw limited action vs. Maryland at ACC Tournament (Mar. 13) ... Scored 5 points, including a three-point play on a dunk, and had a blocked shot vs. Cleveland State in the NCAA Tournament (Mar. 20).

WEAVER'S 2008-09 GAME-BY-GAME STATISTICS

Opponent	MP	FG	FGA	Pct	3PT	3PA	Pct	FT	FTA	Pct	O	D	REB	PF	AS	TO	BS	ST	TP
N.C. CENTRAL	15	0	1	.000	0	0	.000	1	2	.500	2	1	3	1	3	0	0	0	1
UNC WILMINGTON	11	1	3	.333	0	0	.000	1	2	.500	2	1	3	3	0	0	1	0	3
WINSTON-SALEM ST	16	4	6	.667	0	0	.000	0	0	.000	1	1	2	0	1	2	0	2	8
vs. Cal State Fullerton	4	0	0	.000	0	0	.000	0	0	.000	0	1	1	0	0	0	1	0	0
vs. UTEP	13	1	1	1.000	0	0	.000	0	0	.000	0	0	0	2	1	1	0	0	2
vs. Baylor	10	2	2	1.000	0	0	.000	2	3	.667	0	0	0	0	0	0	0	0	6
INDIANA	13	0	0	.000	0	0	.000	1	2	.500	0	0	0	0	1	0	1	1	0
BUCKNELL	13	2	4	.500	0	0	.000	0	2	.000	3	2	5	0	0	0	1	0	4
WRIGHT STATE	17	3	5	.600	0	0	.000	0	2	.000	1	3	4	2	1	0	1	0	6
at Richmond	12	2	3	.667	0	0	.000	0	0	.000	1	1	2	2	1	1	2	2	4
at East Carolina	11	0	1	.000	0	0	.000	0	0	.000	0	3	3	1	0	0	0	0	0
RADFORD	14	1	2	.500	0	0	.000	1	2	.500	1	2	3	2	0	0	1	1	3
at Brigham Young	5	0	0	.000	0	0	.000	0	0	.000	0	0	0	1	0	0	0	0	0
NORTH CAROLINA	3	0	0	.000	0	0	.000	0	0	.000	0	0	0	0	1	0	0	0	0
at Boston College	11	1	1	1.000	0	0	.000	0	0	.000	0	2	2	1	1	1	1	1	2
at Clemson	6	0	0	.000	0	0	.000	0	0	.000	0	1	1	3	0	1	0	0	0
VIRGINIA TECH	8	0	1	.000	0	0	.000	0	0	.000	0	2	2	0	0	0	1	0	0
DUKE	19	3	5	.600	0	0	.000	3	4	.750	2	1	3	1	0	0	1	1	9
at Georgia Tech	14	0	1	.000	0	0	.000	0	0	.000	0	1	1	4	0	0	1	1	0
at Miami	13*	0	1	.000	0	0	.000	0	0	.000	0	3	3	2	1	0	0	1	0
BOSTON COLLEGE	3	0	1	.000	0	0	.000	0	0	.000	0	0	0	0	1	0	0	0	0
at NC State	6	1	1	1.000	0	0	.000	0	0	.000	1	2	3	2	0	1	0	0	2
FLORIDA STATE	11	0	1	.000	0	0	.000	2	2	1.000	2	1	3	3	0	0	0	0	2
GEORGIA TECH	7	0	1	.000	0	0	.000	1	2	.500	1	0	1	0	0	2	0	0	1
at Duke	8	1	2	.500	0	0	.000	0	0	.000	1	1	2	0	0	1	0	0	2
NC STATE	2	0	0	.000	0	0	.000	0	0	.000	0	0	0	0	0	0	0	0	0
at Virginia				DNP															
at Maryland	9	0	0	.000	0	0	.000	0	0	.000	1	5	6	1	0	0	2	0	0
CLEMSON	7	1	2	.500	0	0	.000	1	2	.500	0	3	3	2	0	0	0	0	3
vs. Maryland ^	6	0	1	.000	0	0	.000	0	0	.000	1	0	1	1	0	0	0	0	0
vs. Cleveland State %	8	2	3	.667	0	0	.000	1	1	1.000	1	0	1	0	0	0	1	0	5

*denotes starter ^ ACC Tournament (Atlanta, Ga.) % NCAA Tournament (Miami, Fla.)

WEAVER'S CAREER STATISTICS

Season	G	GS	MP	MPG	FG	FGA	PCT	3PT	3PA	PCT	FT	FTA	PCT	O-D-REB	AVG	PF-DQ	AS	TO	BS	ST	PTS	AVG
2006-07	31	1	333	10.7	28	53	.528	0	1	.000	23	36	.639	21-32-53	1.7	52-2	5	25	18	2	79	2.5
2007-08	29	1	338	11.7	32	52	.615	3	3	1.000	12	17	.706	30-46-76	2.6	51-0	8	14	23	2	79	2.7
2008-09	30	1	295	9.8	25	49	.510	0	0	.000	14	26	.538	21-37-58	1.9	37-0	9	11	15	9	64	2.1
TOTAL	90	3	966	10.7	85	154	.552	3	4	.750	49	79	.620	72-115-187	2.1	140-2	22	50	56	13	222	2.5

WEAVER'S CAREER ACC STATISTICS

Season	G	GS	MP	MPG	FG	FGA	PCT	3PT	3PA	PCT	FT	FTA	PCT	O-D-REB	AVG	PF-DQ	AS	TO	BS	ST	PTS	AVG
2006-07	16	1	193	12.1	13	31	.419	0	1	.000	18	25	.720	12-18-30	1.9	28-1	2	12	10	0	44	2.8
2007-08	16	0	206	12.9	19	27	.704	1	1	1.000	8	11	.727	20-25-45	2.8	31-0	2	8	17	2	47	2.9
2008-09	15	1	127	8.5	7	17	.412	0	0	.000	7	10	.700	8-22-30	2.0	21-0	2	6	6	4	21	1.4
TOTAL	47	2	526	11.2	39	75	.520	1	2	.500	33	46	.717	40-65-105	2.2	80-1	6	26	33	6	112	2.4



SEASON/CAREER HIGHS

POINTS

SEASON: 9, vs. Duke (1/28/09)
CAREER: 13, vs. Miami (2/17/07)

REBOUNDS

SEASON: 6, at Maryland (3/3/09)
CAREER: 7, vs. Air Force (12/30/07)

ASSISTS

SEASON: 3, vs. NCCU (11/14/08)
CAREER: 3, vs. NCCU (11/14/08)

STEALS

SEASON: 2, two times (last: at Richmond, 12/19/08)
CAREER: 2, three times (last: vs. WSSU, 11/24/08)

BLOCKED SHOTS

SEASON: 2, two times (last: at Maryland, 3/3/09)
CAREER: 4, vs. NC State (3/8/08)

FIELD GOALS

SEASON: 4, vs. WSSU (11/24/08)
CAREER: 5, vs. Ga. Tech (3/8/07)

FIELD GOAL ATTEMPTS

SEASON: 6, vs. WSSU (11/24/08)
CAREER: 6, two times (last: vs. Florida State, 3/13/08)

FREE THROWS

SEASON: 3, vs. Duke (1/28/09)
CAREER: 5, vs. Miami (2/17/07)

FREE THROW ATTEMPTS

SEASON: 4, vs. Duke (1/28/09)
CAREER: 6, vs. Miami (2/17/07)

THREE-POINT FIELD GOALS

SEASON: 0
CAREER: 2, vs. FSU (3/13/08)

THREE-POINT ATTEMPTS

SEASON: 0
CAREER: 2, vs. FSU (3/13/08)

MINUTES PLAYED

SEASON: 19, vs. Duke (1/28/09)
CAREER: 23, vs. Ga. Tech (3/8/07)





42 ♦ L.D. WILLIAMS

JUNIOR / GUARD / 6-4 / 210 / YADKINVILLE, N.C. / MONTVERDE (FL) ACADEMY

One of the most athletic players in the ACC ... Serves as the Deacons' top lockdown defender and is usually matched up against an opponent's top offensive threat ... Intense player who is one of the leaders on the team ... Possesses an amazing leaping ability and is one of the best dunkers in the ACC ... Able to knock down medium to long-range jumpers ... Solid scorer on offense ... Possesses a good basketball IQ ... Grew up in the Winston-Salem area and attended Forbush High School before completing his high school work in Florida at Montverde Academy.

2008-09 SEASON HIGHLIGHTS:

Opened the season with 2 assists and 2 steals vs. NCCU (Nov. 14) ... Scored 8 points vs. UNCW (Nov. 19) ... Had 4 points, 4 boards and 2 steals vs. WSSU (Nov. 24) ... Had 5 points, 3 assists and 3 steals vs. CS Fullerton (Nov. 27) ... Had 4 points vs. UTEP (Nov. 28) ... Posted a double-double with 15 points and 10 rebounds vs. Baylor (Nov. 30) ... Also had 5 offensive boards and 2 steals against the Bears ... Scored 16 points on 7-of-9 shooting vs. Indiana (Dec. 3) ... Had 13 points and 5 boards vs. Bucknell (Dec. 6) ... Scored 13 points vs. Wright State (Dec. 14) ... Finished with 14 points on 5-of-7 shooting at Richmond (Dec. 19) ... Scored in double figures for the sixth straight game with 12 points at ECU (Dec. 22) ... Had 5 points vs. Radford (Dec. 30) ... Scored 11 points and had 3 assists at BYU (Jan. 3) ... Had 4 points vs. UNC (Jan. 11) ... Scored 9 points at BC (Jan. 14) ... Had 11 points at Clemson (Jan. 17) ... Scored 12 points and had 6 rebounds vs. Va. Tech (Jan. 21) ... Had 4 points vs. Duke (Jan. 28) ... Scored 7 points at Ga. Tech (Jan. 31) ... Had 5 points at Miami (Feb. 4) ... Scored 11 points on 5-of-7 shooting vs. BC (Feb. 8) ... Had 8 points at NC State (Feb. 11) ... Scored 12 points on 6-of-8 shooting vs. FSU (Feb. 14) ... Scored 6 points by converting 2 3-point plays vs. Ga. Tech (Feb. 18) ... Had 10 points and 5 rebounds at Duke (Feb. 22) ... Dished out 3 assists vs. NC State (Feb. 26) ... Had 7 points and 7 rebounds at Virginia (Feb. 28) ... Had 2 points at Maryland (Mar. 3) ... Finished with 5 points, 4 assists and 3 steals vs. Clemson (Mar. 8) ... Scored 7 points vs. Maryland at ACC Tournament (Mar. 13) ... Had 5 points and 5 rebounds vs. Cleveland State in NCAA Tournament (Mar. 20).

WILLIAMS' 2008-09 GAME-BY-GAME STATISTICS

Opponent	MP	FG	FGA	Pct	3PT	3PA	Pct	FT	FTA	Pct	O	D	REB	PF	AS	TO	BS	ST	TP
N.C. CENTRAL	17*	1	3	.333	0	1	.000	0	0	.000	0	1	1	4	2	2	1	2	2
UNC WILMINGTON	21*	4	6	.667	0	2	.000	0	0	.000	0	2	2	3	0	2	0	0	8
WINSTON-SALEM ST	24*	2	4	.500	0	1	.000	0	0	.000	0	4	4	3	1	1	1	2	4
vs. Cal State Fullerton	34*	2	8	.250	0	1	.000	1	4	.250	1	2	3	2	3	3	1	3	5
vs. UTEP	31*	2	6	.333	0	1	.000	0	1	.000	0	0	0	3	1	2	0	0	4
vs. Baylor	28*	5	10	.500	0	2	.000	5	7	.714	5	5	10	3	0	2	0	2	15
INDIANA	23*	7	9	.778	1	2	.500	1	2	.500	0	1	1	3	0	2	0	1	16
BUCKNELL	24*	5	10	.500	0	3	.000	3	5	.600	1	4	5	2	1	1	0	3	13
WRIGHT STATE	31*	3	6	.500	1	2	.500	4	5	.800	2	4	6	0	1	1	0	1	11
at Richmond	33*	5	7	.714	1	2	.500	3	3	1.000	1	1	2	3	2	2	0	1	14
at East Carolina	27*	4	8	.500	1	1	1.000	3	3	1.000	0	1	1	0	1	0	0	0	12
RADFORD	24*	2	5	.400	0	2	.000	1	3	.333	0	1	1	0	0	3	0	0	5
at Brigham Young	27*	3	9	.333	1	3	.333	4	8	.500	0	1	1	1	3	1	0	1	11
NORTH CAROLINA	25*	1	3	.333	0	1	.000	2	4	.500	0	1	1	4	1	1	0	1	4
at Boston College	30*	3	6	.500	0	1	.000	3	4	.750	1	2	3	2	2	0	1	1	9
at Clemson	30*	4	7	.571	1	2	.500	2	2	1.000	1	2	3	3	2	2	1	0	11
VIRGINIA TECH	29*	5	8	.625	0	1	.000	2	2	1.000	5	1	6	5	0	2	0	1	12
DUKE	21*	2	6	.333	0	2	.000	0	0	.000	1	1	2	3	1	1	0	0	4
at Georgia Tech	28*	2	6	.333	1	1	1.000	2	2	1.000	1	1	2	2	0	2	0	0	7
at Miami	22*	2	6	.333	1	2	.500	0	2	.000	1	1	2	2	0	0	0	0	5
BOSTON COLLEGE	29*	5	7	.714	1	2	.500	0	0	.000	0	1	1	3	2	0	1	0	11
at NC State	27*	4	10	.400	0	3	.000	0	2	.000	0	1	1	3	0	1	0	1	8
FLORIDA STATE	30*	6	8	.750	0	1	.000	0	0	.000	1	4	5	4	1	3	0	0	12
GEORGIA TECH	28*	2	4	.500	0	1	.000	2	2	1.000	0	3	3	3	0	2	1	1	6
at Duke	38*	4	8	.500	2	3	.667	0	0	.000	2	3	5	4	0	0	0	1	10
NC STATE	29*	1	4	.250	0	0	.000	0	0	.000	0	0	0	2	3	1	0	1	2
at Virginia	31*	2	7	.286	0	1	.000	3	4	.750	2	5	7	3	2	2	0	2	7
at Maryland	19*	1	4	.250	0	0	.000	0	0	.000	0	0	0	4	0	2	0	0	2
CLEMSON	33*	2	5	.400	0	0	.000	1	1	1.000	0	0	1	4	3	0	3	5	
vs. Maryland ^	29*	3	9	.333	1	4	.250	0	0	.000	1	0	1	3	1	0	1	0	7
vs. Cleveland State %	30*	2	4	.500	0	1	.000	1	2	.500	1	4	5	3	0	1	0	0	5

*denotes starter ^ ACC Tournament (Atlanta, Ga.) % NCAA Tournament (Miami, Fla.)

WILLIAMS' CAREER STATISTICS

Season	G	GS	MP	MPG	FG	FGA	PCT	3PT	3PA	PCT	FT	FTA	PCT	O-D-REB	AVG	PF-DQ	AS	TO	BS	ST	PTS	AVG
2006-07	31	31	818	26.4	93	196	.474	21	54	.389	48	85	.565	45-82-127	4.1	81-4	41	54	5	34	255	8.2
2007-08	26	25	720	27.7	84	195	.431	20	66	.303	44	69	.638	45-54-99	3.8	70-1	28	40	7	31	232	8.9
2008-09	31	31	852	27.5	96	203	.473	12	49	.245	43	68	.632	27-57-84	2.7	81-1	34	45	8	28	247	8.0
TOTAL	88	87	2390	27.2	273	594	.460	53	169	.314	135	222	.608	117-193-310	3.5	232-6	103	139	20	93	734	8.3

WILLIAMS' CAREER ACC STATISTICS

Season	G	GS	MP	MPG	FG	FGA	PCT	3PT	3PA	PCT	FT	FTA	PCT	O-D-REB	AVG	PF-DQ	AS	TO	BS	ST	PTS	AVG
2006-07	16	16	424	26.5	47	107	.439	10	30	.333	22	46	.478	26-44-70	4.4	40-2	21	33	2	13	126	7.9
2007-08	12	11	308	25.7	32	81	.395	11	31	.355	12	23	.522	13-21-34	2.8	34-1	13	11	2	11	87	7.3
2008-09	16	16	449	28.1	46	99	.465	6	21	.286	17	25	.680	15-26-41	2.6	48-1	18	22	4	12	115	7.2
TOTAL	44	43	1181	26.8	125	287	.436	27	82	.329	51	94	.543	54-91-145	3.3	122-4	52	66	8	36	328	7.5



SEASON/CAREER HIGHS

POINTS

SEASON: 16, vs. Indiana (12/3/08)
CAREER: 19, vs. WSSU (11/23/07)

REBOUNDS

SEASON: 10, vs. Baylor (11/30/08)
CAREER: 13, vs. WSSU (11/23/07)

ASSISTS

SEASON: 4, vs. Clemson (3/8/09)
CAREER: 4, two times (last: vs. Clemson, 3/8/09)

STEALS

SEASON: 3, three times (last: vs. Clemson, 3/8/09)
CAREER: 4, two times (last: at Georgia Tech, 3/1/08)

BLOCKED SHOTS

SEASON: 1, six times (last: vs. Georgia Tech, 2/18/09)
CAREER: 2, two times (last: vs. South Florida, 12/19/07)

FIELD GOALS

SEASON: 7, vs. Indiana (12/3/08)
CAREER: 7, vs. Indiana (12/3/08)

FIELD GOAL ATTEMPTS

SEASON: 10, three times (last: at NC State, 2/11/09)
CAREER: 14, vs. Air Force (12/30/07)

FREE THROWS

SEASON: 5, vs. Baylor (11/30/08)
CAREER: 7, vs. WSSU (11/23/07)

FREE THROW ATTEMPTS

SEASON: 8, at BYU (1/3/09)
CAREER: 9, vs. WSSU (12/30/07)

THREE-POINT FIELD GOALS

SEASON: 2, at Duke (2/22/09)
CAREER: 3, two times (last: at Vanderbilt, 12/5/07)

THREE-POINT ATTEMPTS

SEASON: 4, vs. Maryland (3/13/09)
CAREER: 7, vs. Air Force (12/30/07)

MINUTES PLAYED

SEASON: 38, at Duke (2/22/09)
CAREER: 44, vs. Ga. Tech (3/8/07)





55 ♦ TONY WOODS

FRESHMAN / CENTER / 6-11 / 245 / ROME, GA. / ROME H.S.

An extremely athletic big man with great size and length ... Has a reputation as a tough, physical inside presence who attacks the rim with great fury ... Runs the floor very well ... Terrific shot blocker ... Skilled big man with a soft touch around the rim and on the perimeter.

2008-09 SEASON HIGHLIGHTS:

Made his collegiate debut with 12 points on 6-of-7 shooting vs. N.C. Central (Nov. 14) ... Scored in double figures for the second straight game, finishing with 11 points on 4-of-5 shooting vs. UNC Wilmington (Nov. 19) ... Also pulled down 6 boards against the Seahawks ... Had 6 points, 5 rebounds and 2 steals vs. Winston-Salem State (Nov. 24) ... Scored 2 points in 8 minutes vs. Cal State Fullerton (Nov. 27) ... Had 5 points on 2-of-3 shooting and three blocks vs. UTEP (Nov. 28) ... Played eight minutes but did not record any statistics vs. Baylor (Nov. 30) ... Made only field goal attempt in 16 minutes vs. Indiana (Dec. 3) ... Also pulled down 5 boards against the Hoosiers ... Had 5 points and 6 rebounds vs. Bucknell (Dec. 6) ... Pulled down 2 boards vs. Wright State (Dec. 14) ... Had a steal in limited action at Richmond (Dec. 19) ... Went 3-for-3 from the floor to finish with 7 points at East Carolina (Dec. 22) ... Had 2 rebounds and a block vs. Radford (Dec. 30) ... Saw limited action at BYU (Jan. 3) ... Scored 6 points on 2-of-3 shooting and pulled down 3 rebounds vs. North Carolina (Jan. 11) ... Saw limited action at Boston College (Jan. 14) ... Scored two points and had two boards at Clemson (Jan. 17) ... Had 2 rebounds and a block vs. Virginia Tech (Jan. 21) ... Scored 4 points and had 3 rebounds at Georgia Tech (Jan. 31) ... Saw 8 minutes of action at Miami (Feb. 4) ... Scored 8 points on 4-of-5 shooting vs. Boston College (Feb. 8) ... Had 5 points and 4 rebounds at NC State (Feb. 11) ... Scored 6 points by going 6-for-6 at the foul line vs. FSU (Feb. 14) ... Had 5 rebounds and 2 points vs. Georgia Tech (Feb. 18) ... Saw limited action at Duke (Feb. 22) ... Had 2 points and 2 rebounds vs. NC State (Feb. 26) ... Scored 6 points and had 4 offensive boards at Virginia (Feb. 28) ... Pulled down 5 rebounds in 11 minutes at Maryland (Mar. 3) ... Scored 4 points on 2 dunks vs. Clemson (Mar. 8) ... Saw limited action vs. Maryland at ACC Tournament (Mar. 13) ... Made his first career start vs. Cleveland State in the NCAA Tournament (Mar. 20).

WOODS' 2008-09 GAME-BY-GAME STATISTICS

Opponent	MP	FG	FGA	Pct	3PT	3PA	Pct	FT	FTA	Pct	O	D	REB	PF	AS	TO	BS	ST	TP	
N.C. CENTRAL	22	6	7	.857	0	0	.000	0	1	.000	1	1	2	3	0	2	0	0	12	
UNC WILMINGTON	18	4	5	.800	0	0	.000	3	3	1.000	2	4	6	3	0	0	0	1	11	
WINSTON-SALEM ST	19	3	8	.375	0	0	.000	0	1	.000	2	3	5	1	0	3	0	2	6	
vs. Cal State Fullerton	8	1	2	.500	0	0	.000	0	0	.000	1	0	1	1	0	2	0	0	2	
vs. UTEP	21	2	3	.667	0	0	.000	1	1	1.000	0	2	2	4	0	2	3	0	5	
vs. Baylor	8	0	0	.000	0	0	.000	0	0	.000	0	0	0	0	0	0	0	0	0	
INDIANA	16	1	1	1.000	0	0	.000	0	2	.000	1	4	5	3	0	1	0	0	2	
BUCKNELL	14	2	4	.500	0	0	.000	1	4	.250	3	3	6	1	0	2	1	1	5	
WRIGHT STATE	10	0	0	.000	0	0	.000	0	0	.000	0	2	2	1	0	1	0	0	0	
at Richmond	3	0	1	.000	0	0	.000	0	0	.000	0	1	1	3	0	0	0	1	0	
at East Carolina	15	3	3	1.000	0	0	.000	1	2	.500	2	2	4	0	0	1	1	0	7	
RADFORD	11	0	2	.000	0	0	.000	0	0	.000	1	1	2	3	0	0	1	0	0	
at Brigham Young	3	0	1	.000	0	0	.000	0	0	.000	0	0	0	0	0	0	0	0	0	
NORTH CAROLINA	10	2	3	.667	0	0	.000	2	3	.000	1	2	3	3	1	1	0	0	6	
at Boston College	4	0	0	.000	0	0	.000	0	0	.000	0	0	0	1	0	2	0	0	0	
at Clemson	8	1	2	.500	0	0	.000	0	0	.000	1	1	2	3	0	1	0	0	2	
VIRGINIA TECH	9	0	1	.000	0	0	.000	0	0	.000	1	1	2	1	0	0	1	0	0	
DUKE	DNP																			
at Georgia Tech	15	2	5	.400	0	0	.000	0	0	.000	2	1	3	2	0	0	0	0	4	
at Miami	8	0	0	.000	0	0	.000	0	0	.000	1	0	1	3	0	0	0	0	0	
BOSTON COLLEGE	12	4	5	.800	0	0	.000	0	1	.000	3	0	3	3	0	1	1	0	8	
at NC State	17	2	5	.400	0	0	.000	1	3	.333	2	2	4	1	0	1	1	0	5	
FLORIDA STATE	10	0	0	.000	0	0	.000	6	6	1.000	0	2	2	4	1	2	0	0	6	
GEORGIA TECH	15	1	1	1.000	0	0	.000	0	0	.000	2	3	5	0	0	1	1	0	2	
at Duke	2	0	1	.000	0	0	.000	0	0	.000	1	0	1	0	0	0	0	0	0	
NC STATE	9	1	1	1.000	0	0	.000	0	0	.000	0	2	2	0	0	0	1	0	2	
at Virginia	16	3	5	.600	0	0	.000	0	4	.000	4	2	6	0	0	0	0	0	6	
at Maryland	11	0	2	.000	0	0	.000	0	2	.000	2	3	5	0	0	3	1	0	0	
CLEMSON	3	2	2	1.000	0	0	.000	0	0	.000	0	0	0	1	0	0	0	0	4	
vs. Maryland ^	6	0	0	.000	0	0	.000	0	0	.000	0	1	1	0	0	0	0	0	0	
vs. Cleveland State %	5*	0	1	.000	0	0	.000	0	0	.000	1	1	2	1	0	0	1	0	0	

*denotes starter ^ ACC Tournament (Atlanta, Ga.) % NCAA Tournament (Miami, Fla.)

WOODS' CAREER STATISTICS

Season	G	GS	MP	MPG	FG	FGA	PCT	3PT	3PA	PCT	FT	FTA	PCT	O-D-REB	AVG	PF-DQ	AS	TO	BS	ST	PTS	AVG
2008-09	30	1	328	10.9	40	71	.563	0	0	.000	15	33	.455	34-44-78	2.6	47-0	2	26	13	5	95	3.2
TOTAL	30	1	328	10.9	40	71	.563	0	0	.000	15	33	.455	34-44-78	2.6	47-0	2	26	13	5	95	3.2

WOODS' CAREER ACC STATISTICS

Season	G	GS	MP	MPG	FG	FGA	PCT	3PT	3PA	PCT	FT	FTA	PCT	O-D-REB	AVG	PF-DQ	AS	TO	BS	ST	PTS	AVG
2008-09	15	0	149	9.9	18	33	.545	0	0	.000	9	19	.474	20-19-39	2.6	23-0	2	12	6	0	45	3.0
TOTAL	15	0	149	9.9	18	33	.545	0	0	.000	9	19	.474	20-19-39	2.6	23-0	2	12	6	0	45	3.0



SEASON/CAREER HIGHS

POINTS

SEASON: 12, vs. NCCU (11/14/08)

REBOUNDS

SEASON: 6, two times (last: vs. Bucknell, 12/6/08)

ASSISTS

SEASON: 1, two times (last: vs. Florida State, 2/14/09)

STEALS

SEASON: 2, vs. WSSU (11/24/08)

BLOCKED SHOTS

SEASON: 3, vs. UTEP (11/28/08)

FIELD GOALS

SEASON: 6, vs. NCCU (11/14/08)

FIELD GOAL ATTEMPTS

SEASON: 8, vs. WSSU (11/24/08)

FREE THROWS

SEASON: 6, vs. Florida State (2/14/09)

FREE THROW ATTEMPTS

SEASON: 6, vs. Florida State (2/14/09)

THREE-POINT FIELD GOALS

SEASON: 0

THREE-POINT ATTEMPTS

SEASON: 0

MINUTES PLAYED

SEASON: 22, vs. NCCU (11/14/08)

