

WAGNER

B A S E B A L L™



RECORD BOOK



2018 NORTHEAST
CONFERENCE (NEC)
CO-REGULAR SEASON
CHAMPIONS



QUICK FACTS

GENERAL

Location	Staten Island, NY
Founded	1883
Enrollment	2,100
President	Dr. Richard Guarasci
Athletic Director	Walt Hameline
Nickname	Seahawks
Colors	Green & White
Conference	Northeast

STADIUM INFORMATION

Home Field	Richmond County Bank Ballpark at St. George	
Dimensions	Left	320 ft
	Center	390 ft
	Right	318 ft
Surface	Natural Grass	
Capacity Opened	7,171 June 24, 2001	
First Used By Wagner	2008	
Overall Record at RCBB	135-78	(.634)
Overall NEC Record at RCBB	94-60	(.610)

BASEBALL

Head Coach	Jim Carone	
Seasons at Wagner	Entering Eighth	
Alma Mater	Monmouth, 2003	
Record at Wagner	171-201-1	(.460)
Conf. Record at Wagner	104-93	(.491)
Career Record	Same	
Assistant Coach	Craig Noto	
Seasons at Wagner	Third	
Alma Mater	John Jay, 1992	
Assistant Coach	Paul Piccolino	
Seasons at Wagner	First	
Alma Mater	Pace, 2018	
Volunteer Asst. Coach	Sean Mazzio	
Seasons at Wagner	First	
Alma Mater	Wagner, 2018	
Director of Operations	Nick Pavia	
Seasons at Wagner	Second	
Alma Mater	Wagner, 2014	
Strength & Conditioning Coach	Brandon White	
Athletic Trainer	Briana Stevens	
Baseball Office Phone	718-420-4121	

ATHLETIC COMMUNICATION STAFF

Assistant AD/Media Relations	John Beisser
Assistant Director for Media Relations (Baseball)	Brian Morales
Associate Director of Digital Media	Max Rottenecker
Media Relations Assistant	Marcus Thatcher
Media Relations/Marketing Asst.	Nicole Hopton
Baseball Contact	Brian Morales
Work Phone	718-390-3215
Cell Phone	646-342-4414
Email	brian.morales@wagner.edu
Athletics Website	www.wagnerathletics.com

HISTORY

First Year of Baseball	1945
First Year of NEC Baseball	1987
All-Time School Record (Years)	968-1366-28 (73 years)
All-Time NEC Record	348-355-0 (29 years)
NCAA Appearances	1
Last NCAA Appearance	2000
School Record For Wins (Year)	38 (2018)
NEC Regular Season Titles	2
Last Accomplished	2018 (NEC Co-Regular Season)

2019 TEAM

Letterwinners Returning-Lost	23-9
Position Starters Returning-Lost	4-5
Pitchers Returning-Lost	12-2
Newcomers	12
Position Players	7
Pitchers	5

2018 RECAP

2018 Overall Record	38-18
Home Record	13-1
Away Record	23-14
Neutral Record	2-3
2018 NEC Record (Finish)	21-7 (T-1st)
Home Record	13-1
Away Record	8-6
2018 Postseason Record	2-2
NEC Tournament	2-2
Postseason Finish	NEC Championship (Runner-Ups)

2018 STATISTICS (NEC RANK - REGULAR SEASON)

Batting	.271 (3rd)
Pitching	.437 (2nd)
Fielding Percentage	.974 (T-1st)

RETURNING STAT LEADERS (INCLUDES POSTSEASON)

Batting Average	Freddy Sabido (.300)
Slugging Percentage	Freddy Sabido (.500)
On-Base Percentage	Freddy Sabido (.368)
Hits	Freddy Sabido (63)
Runs	Freddy Sabido (28)
Doubles	Freddy Sabido (16)
Triples	Freddy Sabido (4)
Home Runs	Freddy Sabido (6)
RBI's	Freddy Sabido (44)
Walks	Freddy Sabido (23)
Stolen Bases	Freddy Sabido (8)
Total Bases	Freddy Sabido (105)

ERA (30+ innings)	Neil Abbatiello (3.30)
Innings Pitched	Eric Ligda (88.0)
Wins	Neil Abbatiello (8)
Strikeouts	Neil Abbatiello (79)
Saves	Nick Robino (7)
Appearances	Nick Robino (25)

Chances	Tyler Sanfillippo (233)
Putouts	Tyler Sanfillippo (206)
Assists	Anthony Pecora (93)
Errors	Anthony Pecora (8)

2019 BASEBALL ROSTER

No.	Name	Pos.	B/T	Ht.	Wt.	Yr.	Hometown/High School	Previous School
1	Josh Casado	RHP	R/R	5-11	175	Fr.	West New York, NJ/ Memorial	
2	Griffin Schneider	OF	R/R	6-1	200	Jr.	Minnetonka, MN / Wayzata	Century College
3	Alex Cimaroli	INF	R/R	5-9	180	Jr.	Portage, WI/ Wisconsin Dells	McHenry CC
4	Kevin Wiseman	RHP	R/R	6-1	190	Soph.	Fallbrook, CA/Linfield Christian	
5	Nick Robino	RHP	R/R	5-10	175	Jr.	Wilmington, DE/Salesianum	
6	Ben Montenegro	INF	L/R	6-2	185	Soph.	Toms River, NJ/Toms River South	
7	Mike Ruggiero	INF	R/R	6-1	170	Soph.	Smithtown, NY/Smithtown HS East	
8	Tyler Sanfillippo	INF	R/R	5-10	190	Jr.	Wayne, NJ/Seton Hall Prep	
9	Nick Zuppe	RHP	R/R	6-3	195	Jr.	Freehold, NJ/Freehold Borough	
10	Ryan Lauk	RHP	R/R	6-2	195	Jr.	Mullica Hill, NJ/Clearview Regional	
11	John LaPointe	LHP	L/L	6-1	185	Fr.	Staten Island, NY / Monsignor Farrell	
12	Neil Abbatiello	LHP	L/L	6-0	170	Sr.	North Salem, NY/Dobbs Ferry	
15	Anthony Pecora	INF	R/R	6-1	190	Sr.	Mamaroneck, NY/Mamaroneck	
18	Johnny Kampes	C	R/R	6-0	200	Fr.	Colora, MD/Rising Sun	
19	Eric Lauk	OF	L/R	5-11	180	Jr.	Mullica Hill, NJ/Clearview Regional	
20	Justin Beyer	RHP	R/R	5-11	175	Jr.	Niagara Falls, NY / Niagara Falls	Niagara County CC
21	Shamus Connolly	INF	R/R	6-3	200	Fr.	Brooklyn, NY / Xaverian	
22	Keaton Freire	LHP	R/L	6-1	175	Sr.	Downey, CA/Warren	
23	Mike Pirrotta	RHP	R/R	6-4	205	Soph.	Howell, NJ/Freehold Township	
25	Will Johnson	INF	L/R	6-0	205	Sr.	Toms River, NJ/Toms River HS East	
26	Dario Anderson	OF	S/R	5-9	190	Jr.	Clayton, DE/Smyrna	
27	Brandon Demma	LHP	L/L	6-3	180	Soph.	Flushing, NY / Monsignor McClancy	
28	Eric Ligda	RHP	R/R	6-5	200	Sr.	West Grove, PA/Avon Grove	Arizona Western CC
30	Cam Diaz	OF	R/R	6-0	180	Fr.	Lutz, FL / Bishop McLaughlin Catholic	
31	Douglas Molnar	RHP	R/R	5-11	210	Sr.	Toms River, NJ/Toms River North	
32	Brandon Hall	C	L/R	6-2	200	Soph.	Kennebunk, ME/Thornton Academy	
33	Freddy Sabido	LHP/OF	L/L	6-7	190	Jr.	Staten Island, NY/Susan E. Wagner	Saint Louis Univ.
35	Nick LePre	RHP	R/R	6-0	165	Soph.	Staten Island, NY/Monsignor Farrell	
36	Shendi Ulaj	C	R/R	5-11	210	Fr.	Staten Island, NY / Susan E. Wagner	
37	Koby Bishop	LHP	L/L	6-0	170	Sr.	Fort Collins, CO/Northeastern JC	
38	Pat Gallagher	RHP	L/R	5-10	205	Soph.	Worcester, MA/St. Peter Marian	Worcester Academy
40	Joe Silvestrone	OF	R/R	5-11	185	Sr.	Manalapan, NJ/Freehold Township	
42	Emil Matti	OF	R/R	5-9	165	Soph.	Parsippany, NJ/Parsippany	
44	Quinn Mimnaugh	INF	R/R	5-10	185	Fr.	Hoover, AL / John Carroll Catholic	
48	McCae Allen	RHP	R/R	6-4	215	Jr.	Wichita, KS / Bishop Carrol	Neosho County CC

COACHING STAFF

No.	Name	Position	Alma Mater	Season At Wagner
14	Jim Carone	Head Coach	Monmouth, 2003	Eighth Season
24	Craig Noto	Assistant Coach	John Jay, 1992	Third Season
29	Paul Piccolino	Assistant Coach	Pace, 2018	First Season
13	Sean Mazzio	Volunteer Assistant Coach	Wagner, 2018	First Season
16	Nick Pavia	Director of Operations	Wagner, 2014	Second Season

2019 BASEBALL ROSTER BREAKDOWN

PITCHERS

No.	Name	Pos.	B/T	Ht.	Wt.	Yr.	Hometown/High School	Previous School
1	Josh Casado	RHP	R/R	5-11	175	Fr.	West New York, NJ/ Memorial	
4	Kevin Wiseman	RHP	R/R	6-1	190	Soph.	Fallbrook, CA/Linfield Christian	
5	Nick Robino	RHP	R/R	5-10	175	Jr.	Wilmington, DE/Salesianum	
9	Nick Zuppe	RHP	R/R	6-2	175	Jr.	Freehold, NJ/Freehold Borough	
10	Ryan Lauk	RHP	R/R	6-2	195	Jr.	Mullica Hill, NJ/Clearview Regional	
11	John LaPointe	LHP	L/L	6-1	185	Fr.	Staten Island, NY / Monsignor Farrell	
12	Neil Abbatiello	LHP	L/L	6-0	170	Sr.	North Salem, NY/Dobbs Ferry	
20	Justin Beyer	RHP	R/R	5-11	175	Jr.	Niagara Falls, NY / Niagara Falls	Niagara County CC
22	Keaton Freire	LHP	R/L	6-1	175	Sr.	Downey, CA/Warren	
23	Mike Pirrotta	RHP	R/R	6-4	205	Soph.	Howell, NJ/Freehold Township	
27	Brandon Demma	LHP	L/L	6-3	180	Soph.	Flushing, NY / Monsignor McClancy	
28	Eric Ligda	RHP	R/R	6-5	200	Sr.	West Grove, PA/Avon Grove	Arizona Western CC
31	Douglas Molnar	RHP	R/R	5-11	210	Sr.	Toms River, NJ/Toms River North	
33	Freddy Sabido	LHP/OFL/L		6-7	190	Jr.	Staten Island, NY/Susan E. Wagner	Saint Louis Univ
35	Nick LePre	RHP	R/R	6-0	165	Soph.	Staten Island, NY/Monsignor Farrell	
37	Koby Bishop	LHP	L/L	6-0	170	Sr.	Fort Collins, CO/Northeastern JC	
38	Pat Gallagher	RHP	L/R	5-10	205	Soph.	Worcester, MA/St. Peter Marian	Worcester Acad.
48	McCae Allen	RHP	R/R	6-4	215	Jr.	Wichita, KS / Bishop Carrol	Neosho County CC

CATCHERS

No.	Name	Pos.	B/T	Ht.	Wt.	Yr.	Hometown/Prev.School	Previous School
18	Johnny Kampes	C	R/R	6-0	200	Fr.	Colora, MD/Rising Sun	
32	Brandon Hall	C	R/R	6-2	200	Soph.	Kennebunk, ME/Thornton Academy	
36	Shendi Ulaj	C	R/R	5-11	210	Fr.	Staten Island, NY / Susan E. Wagner	

INFIELDERS

No.	Name	Pos.	B/T	Ht.	Wt.	Yr.	Hometown/Prev.School	Previous School
3	Alex Cimaroli	INF	R/R	5-9	180	Jr.	Portage, WI/ Wisconsin Dells	McHenry CC
6	Ben Montenegro	INF	L/R	6-2	185	Soph.	Toms River, NJ/Toms River South	
7	Mike Ruggiero	INF	R/R	6-1	170	Soph.	Smithtown, NY/Smithtown HS East	
8	Tyler Sanfillippo	INF	R/R	5-10	190	Jr.	Wayne, NJ/Seton Hall Prep	
15	Anthony Pecora	INF	R/R	6-1	190	Sr.	Mamaroneck, NY/Mamaroneck	
21	Shamus Connolly	INF	R/R	6-3	200	Fr.	Brooklyn, NY / Xaverian	
25	Will Johnson	INF	L/R	6-0	205	Sr.	Toms River, NJ/Toms River HS East	
44	Quinn Mimnaugh	INF	R/R	5-10	185	Fr.	Hoover, AL / John Carroll Catholic	

OUTFIELDERS

No.	Name	Pos.	B/T	Ht.	Wt.	Yr.	Hometown/Prev.School	Previous School
2	Griffin Schneider	OF	R/R	6-1	200	Jr.	Minnetonka, MN / Wayzata	Century College
19	Eric Lauk	OF	L/R	5-11	180	Jr.	Mullica Hill, NJ/Clearview Regional	
26	Dario Anderson	OF	S/R	5-9	190	Jr.	Clayton, DE/Smyrna	
30	Cam Diaz	OF	R/R	6-0	180	Fr.	Lutz, FL / Bishop McLaughlin Catholic	
33	Freddy Sabido	LHP/OFL/L		6-7	190	Jr.	Staten Island, NY/Susan E. Wagner	Saint Louis Univ
40	Joe Silvestrone	OF	R/R	5-11	185	Sr.	Manalapan, NJ/Freehold Township	
42	Emil Matti	OF	R/R	5-9	165	Soph.	Parsippany, NJ/Parsippany	

HEAD COACH JIM CARONE



EIGHTH SEASON

HEAD COACH JIM CARONE

Jim Carone embarks on his eighth season as the head coach of the Wagner baseball program after being named the 13th head coach back on January 30, 2012. In his seven seasons guiding the program, Coach Carone has amassed over 170 wins, and is just the second head coach in program history to accomplish that feat (Joe Litterio | 240 wins).

2018 was a special season for Carone and his team, as Wagner accomplished numerous accolades while rewriting the record books. After beginning the season with a 3-8 record over the first eleven contests, the team rattled the first of two, nine-game winning streaks, after outscoring their opponents 83-to-34, from March 10 through March 25. Following back-to-back setbacks, Carone's squad embarked on its second, nine-game winning streak, this one stretching from March 29 through April 11, in which Wagner outscored its opposition, 68-to-32.

On the heels of a seven-game win streak, Wagner concluded the regular season winning 13 of its final 17 contests, finishing the year with a new-program record of 38 wins (38-18) while racking up a new school-record for Northeast Conference (NEC) victories, with 21 (21-7). Carone's team was crowned Co-NEC Regular Season champions at the conclusion of the season, the first time the program has won a regular season crown since 2009, after going 6-4 over the final ten games to secure the No. 2 seed in the NEC Tournament.

Additionally, Wagner went 13-1 in home games (7-0 at Richmond County Bank Ballpark) while leading the entire NCAA with 23 road triumphs.



The 2018 Seahawks finished among the top-30 in the nation in winning percentage (.679) and ranked 75th out of 297 Division I programs in the final RPI ranking.

Among the conference, Wagner, as a whole, led the league in ERA (4.15) while finishing the regular season with a league-leading fielding percentage of .974. At the plate, the Seahawks ranked among the top-three in eight statistical categories. The Green & White finished second in the circuit in hits (505), total



bases (751) and stolen bases (61). The club ranked third in the following categories: slugging percentage (.401), on-base percentage (.363), runs scored (318), RBIs (284), and walks (239).

Individually, Wagner had a program-high six All-NEC selections, four of which being named to the First Team (Neil Abbatiello, Sean Mazzi, Nick Robino and Freddy Sabido) while Kyle Cala and Phil Capra garnered Second Team honors. For the second time in a two-year span, Coach Carone was named NEC Coach of the Year. In doing so, he becomes the first baseball coach in program history to win Coach of the Year honors multiple times.

After dropping the first game of the NEC Tournament to eventual league champions, LIU Brooklyn, Carone guided the squad to back-to-back victories in setting up a rematch with the Blackbirds after getting past Mount St. Mary's (3-1) on the heels of Abbatiello's complete-game gem and eliminated the No. 1 seed, Bryant, for the second straight year.

For the fifth time as head coach of the baseball program, Coach Carone had one of his players drafted in the Major League Baseball (MLB) First-Year Player Draft as catcher Phil Capra was selected in the 15th round by the New York Mets. During Carone's tenure as bench boss, he has had players selected by the New York Yankees (Ben Ruta | 2016), Kansas City Royals (Nick Dini | 2015), Los Angeles Dodgers (Nolan Long | 2015) and Seattle Mariners (Ian Miller | 2013).

On June 14, the NEC announced that Nick Mascelli was named the 2018 NEC Baseball Scholar-Athlete of the Year. For Mascelli, he became 22nd Wagner student-athlete to claim an NEC individual sport scholar-athlete of the year honor and is the first Seahawk baseball player to ever do so. Mascelli concluded his career this past spring as he became the all-time career hits leader with 252. During Carone's tenure, it marked the second-time that a player under his guidance has set the all-time career mark for hits, as Nick Dini was the previous record holder with 246 hits.

The 2017 Seahawks qualified for the postseason for the third time under Coach Carone and first since the 2015 campaign. Wagner posted a 7-3 victory over Mount St. Mary's in the regular season finale to capture the No. 3 seed in the tournament. Wag-

HEAD COACH JIM CARONE

CARONE YEAR-BY-YEAR RECORD

Season	Overall Record	Conf. Record	Notes
2012	22-33	15-17	6th Place
2013	24-31	16-16	T-5th Place
2014	19-35	11-13	NEC Tourn Berth (4)
2015	27-23-1	15-9	NEC Tourn Berth (2)
2016	19-33	13-19	6th Place
2017	22-28	13-12	NEC Tourn Berth (3)
2018	38-18	21-7	NEC Co-Reg. Season Title (1)
TOTALS	171-201-1	104-93	

CARONE VS. CURRENT NORTHEAST CONFERENCE

TEAM	RECORD	LAST MEETING	RESULTS
Bryant	11-23	May 26, 2018	Won, 6-1 ^
Central Connecticut	13-20	April 15, 2018	Lost, 7-6
Fairleigh Dickinson	19-11	April 29, 2018	Won, 6-1
LIU Brooklyn	12-18	May 26, 2018	Lost, 8-5 \$
Mount St. Mary's	21-8	May 25, 2018	Won, 3-1 ^
Sacred Heart	20-12	May 18, 2018	Won, 3-1
TOTALS	96-92		

^ - DENOTES NEC TOURNAMENT \$- NEC CHAMPIONSHIP

Northeast Conference (NEC) in home runs with 42. On the mound, the Seahawk hurlers ranked second in opposing batting average (.257), strikeouts (341) and earned runs allowed while giving up the fewest hits (413). For the third consecutive season, the Seahawks matched a program-record in having five players earn All-NEC honors, three of whom were selected to the First Team. 2017 also marked Coach Carone's first NEC Tournament victory, as his Seahawks upset the No. 1 seeded, Bryant University Bulldogs, 6-5, in walk-off fashion, as Anthony Pecora drove in two eliminating the Bulldogs from the tournament.

The 2016 Seahawks closed out the year winning six of their final nine games. Offensively, the Green & White placed among the top-three in the league in several statistical categories, which include team batting average, slugging percentage, on-base percentage, hits. On the mound, the Seahawks ranked in the top-three in opposing batting average, fewest runs and earned runs allowed. For the second straight season, the Seahawks matched a program-record in having five players earn All-NEC honors, four of whom were selected to the Second Team. Carone also became the first Seahawk coach to have a player be drafted by the organization in which Wagner plays their home games, as Ben Ruta ['16] was selected in the 30th Round by the New York Yankees and became the first Seahawk to play for the Staten Island Yankees at Richmond County Bank Ballpark.

2015 marked a season to remember for Carone's squad, as the Seahawks posted 20-or-more victories for the third time in four years under Carone's watch. In fact, last season tied for the second-highest win total in program history with 27, matching only the 2008 Seahawk team, led by former head coach Joe Litterio. In leading the Seahawks to this feat, Carone was recognized by his coaching peers, as he was named the 2015 Northeast Conference (NEC) Coach of the Year.

After overcoming a rough start to the season, Wagner won 17 of its final 28 games while clinching the No. 2 seed in the 2015 NEC Tournament, marking only the second time that the Green & White clinched the No. 2 seed and first since the 2004 campaign.

In addition to overseeing the entire baseball program, Carone serves as the team's pitching coach and the hurlers have flourished under his guidance. After an overall ERA of 5.50 in his first season back in 2012, the Wagner arms have significantly lowered their ERA's, finishing the 2015 season with a 4.37 ERA, which led the NEC and is the second-lowest team ERA since 1999. The Seahawks pitchers held batters to a .257 batting average while striking out 322 batters. Within the conference, Carone's squad ranked first in nine statistical categories, including opponent's batting average, fewest hits & runs allowed and fielding percentage.

Offensively, the Green & White rewrote the history books. For the first time in program history, Wagner had a player named NEC Player of the Year as Nick Dini put up a prolific 2015 season. In becoming just the second Seahawk in program history to lead the conference in hitting (.400 batting average), Dini became Wagner's all-time leader in games played (215) and consecutive starts (215) while also becoming the all-time hits leader after the Monroe Township, NJ native smashed a two-run homerun over the left-field wall in the first game of doubleheader at Sacred Heart as Dini concluded his Wagner career with 245 hits.

Under Carone's leadership, Dini racked up many honors which include: 2015 ABCA/Rawlings NCAA Division I Third-Team All-American, 2015 ABCA/Rawlings NCAA Division I Northeast All-Region First Team; Eastern Collegiate Athletic Conference (ECAC) All-Star First Team; Louisville Slugger NCAA Division I All-American Third Team. Dini, along with Steven Bloodworth, Nolan Long and active Seahawks in Anthony Godino, and Ben Ruta were each named to the All-NEC First Team, the highest

Both Dini and Long were each drafted in the 2015 MLB First-Year Player Draft, as Dini was selected in the 14th round to the Kansas City Royals and Long was drafted two rounds later to the Los Angeles Dodgers. For Godino, he became Carone's second Louisville Slugger NCAA Division I Freshman All-American after finishing second to Dini in the batting title race with a .362 average and an on-base percentage of .478.

In 2014, Carone helped Wagner return to the postseason following a four-year drought. Under his watch, Chris Smith repeated on the All-NEC Second Team after batting .302 with a team-leading 29 runs, 14 doubles, five home runs and a .485 slugging percentage. On the mound, his pitching staff lowered its ERA over a full run to 4.76.

In 2013, coach Carone tutored left-hander Paul Mammino to one of the finest seasons by a rookie pitcher in school history. The crafty lefty was named a to the Louisville Slugger NCAA Division Freshman All-American team after going 6-2 with 41 strikeouts against 27 walks and a team-low 3.53 ERA over 71.1 innings of work. Mammino was named CBI Louisville Slugger National Pitcher, NEC Co-Pitcher and NEC Rookie of the Week for the week of April 21st after falling two outs short of a no-hitter in an 8-1 win over Central Connecticut (4/21).

At the plate, Ian Miller hit .329 with a NEC-record 46 stolen bases before being drafted by the Seattle Mariners in the 13th round of the MLB First-Year Player Draft.

As a first-year head coach in 2012, Carone mentored Ryan Van Spronsen cap off his career with a Second Team All-NEC selection as the senior hurler posted an 8-1 record with a 2.07 ERA to go along with 65 strikeouts in over 100.0 innings worked.

Prior to accepting the head coaching position at Wagner, Carone spent three seasons as pitching coach and recruiting coordinator for Villanova. Carone helped revitalize a pitching staff that in return had seven hurlers selected by Major League teams, highlighted by right-handed pitcher Kyle McMyne, who was selected in the fourth round by the Cincinnati Reds in the MLB draft.

HEAD COACH JIM CARONE

In 2010, Carone's pitching unit posted Villanova's lowest ERA in over a decade while ranking 32nd nationally at 4.37, despite the fact that 10 of the squad's 14 hurlers were underclassmen. Two of his upperclassmen, Mike Francisco and Brian Streilein were chosen in the MLB Amateur Draft as Francisco was selected by the Philadelphia Phillies in 2010 and the Milwaukee Brewers in 2011 while Streilein was picked by the Houston Astros in 2010.

Before working for the Wildcats staff, Carone enjoyed two seasons with Rider University, capped off by a storybook season that saw the Broncs win the 2008 Metro Atlantic Athletic Conference (MAAC) Championship after entering the four-team playoff field as the fourth seed. During their run to the MAAC title, his pitching staff yielded an average of fewer than three runs per game over the three victories in helping the Broncs to the school's first NCAA Regional berth in 14 years. Three of Carone's hurlers, which include James Hayes, who earned 2008 Relief Pitcher of the Year.

Carone's first Division I coaching stint started on Staten Island, helping the Seahawks to a then school-record 15 Northeast Conference (NEC) victories and a spot in the conference tournament. All three members of the Seahawks weekend rotation (Andrew Bailey, Joe Testa, Andrew Huebner), during his lone season on Grymes Hill would go the professional ranks and were aided in their development by Carone, who helped the pitching unit record a school-record 342 strikeouts.

The top moment of the year came in the season's final week as the Green & White won three-straight by a combined total of just four runs while holding Monmouth, the league's top offensive team to a total of just seven runs, in earning a playoff berth. Wagner's three-straight wins knocked the perennially successful Hawks out of the NEC playoff for the only time in the last 14 years.

During the summer of 2006, Carone served as the pitching coach for the Concord Quarry Dogs, a member in the prestigious New England Collegiate Baseball League (NECBL). As pitching coach of the Quarry Dogs, Carone mentored 2007 Big East Pitcher of the Year and 2008 St. Louis Cardinals draft pick, Zack Pitts.

A standout, right-handed pitcher himself, Carone prepped for Monmouth under legendary skipper Dean Ehehalt, earning four letters from 2000-2003. On the mound, he collected 17 victories while posting a 3.67 ERA over 245 innings. The highlight of his career as a student-athlete came in his junior season in 2002, when he posted a 10-3 record with seven complete games and a minuscule 2.21 ERA, en route to garnering NEC Pitcher of the Year honors.

After graduating from Monmouth, Carone worked at then Division II member, New Jersey Institute of Technology (NJIT) in 2004 and moved to Stevens Institute of Technology for the 2005 season.



CARONE ALL-TIME VS. OPPONENTS			
Army	1-2	Nicholls	0-1
Bryant	10-23	NJIT	5-4
Cal Poly	0-3	Norfolk State	3-2
Central Connecticut	13-19	North Carolina Central	1-2
Central Florida (UCF)	0-3	North Carolina State	0-2
Charlotte	1-3	Northeastern	1-0
CSU Bakersfield	0-3	NYIT	4-0
Coppin State	2-0	Quinnipiac	7-1
Delaware	0-3	Richmond	0-3
Elon	0-3	Rider	3-1
Fairfield	1-0	Rutgers	2-7
Fairleigh Dickinson	19-11	Sacred Heart	20-11
Fordham	3-3	Saint Joseph's	1-3
Fresno State	0-3	Saint Peter's	8-1
Georgia Tech	0-1	Seton Hall	1-6
Grambling	1-0	Southern	0-1
Hawaii	0-5	South Florida	0-2-1
Hofstra	1-0	Stetson	0-1
Holy Cross	1-1	St. Bonaventure	2-0
Iona	2-1	St. John's	1-5
Jacksonville	2-1	Stony Brook	3-0
Lafayette	2-0	Texas State	0-3
La Salle	1-1	Towson	0-3
LIU Brooklyn	12-18	UC Santa Barbara	0-4
Longwood	1-2	Villanova	6-2
Manhattan	1-0	Virginia	0-2
Marist	2-2	Virginia Commonwealth	0-4
Monmouth	3-6	Virginia Tech	0-2
Mount St. Mary's	21-8		



CARONE COACHING MILESTONES

Date	Occurance	Result
March 3, 2012	First Career Victory	Wagner 11, Charlotte 4
March 16, 2012	First NEC Victory	Quinnipiac 0, Wagner 1
March 17, 2012	Fifth Career Victory	Quinnipiac 1, Wagner 7
March 24, 2012	Fifth NEC Victory	Monmouth 4, Wagner 7
March 30, 2012	Tenth Career Victory	Wagner 9, Mount 6
April 14, 2012	Tenth NEC Victory	LIU Brooklyn 2, Wagner 3
May 4, 2012	20th Career Victory	Sacred Heart 5, WC 15
April 6, 2013	20th NEC Victory	FDU 0, Wagner 10
April 4, 2014	50th Career Victory	Wagner 6, LIU Brooklyn 2
April 26, 2015	50th NEC Victory	Central Conn 1, Wagner 4
May 22, 2014	First Northeast Conf. Tournament Berth	
February 22, 2015	First Career Tie	Wagner 4, USF 4 (11)
March 26, 2016	100th Career Victory	Wagner 2, Mount 0
May 12, 2016	65th NEC Victory	Wagner 7, Sacred Heart 2
May 14, 2016	110th Career Victory	Wagner 6, Sacred Heart 4
March 25, 2017	70th NEC Victory	Wagner 3, Fairleigh Dickinson 0
April 14, 2017	120th Career Victory	Wagner 4, St. Bonaventure 1
April 30, 2017	75th NEC Victory	Wagner 12, LIU Brooklyn 0
May 6, 2017	125th Career Victory	Wagner 5, Fairleigh Dickinson 4
May 19, 2017	130th Career Victory	Wagner 10, Mount St. Mary's 9
March 16, 2018	140th Career Victory	Wagner 11, Saint Joseph's 1
April 6, 2018	150th Career Victory	Wagner 5, Mount St. Mary's 3
April 28, 2018	160th Career Victory	Wagner 6, Fairleigh Dickinson 3
May 26, 2018	170th Career Victory	Wagner 6, Bryant 1 (NEC Tournament)

HEAD COACH JIM CARONE

RICHMOND COUNTY BANK BALLPARK

CARONE'S PLAYERS DRAFTED BY MLB

	Player	School	Year	Round	Pos
	Chris Peck	Villanova (Illinois)	2012	30th	RHP
	Player	School	Year	Round	Pos
	Jamie Hayes	Rider	2009	48th	RHP
	Player	School	Year	Round	Pos
	Joey DiGeronimo	Wagner	2006	42nd	SS
	Andrew Huebner	Wagner	2009	NDA	RHP
	Player	School	Year	Round	Pos
	Tyler Solacca	Villanova	2013	27th	INF
	Matt Szczur	Villanova	2010	5th	OF
	Player	School	Year	Round	Pos
	Kyle McMyne	Villanova	2011	4th	RHP
	Player	School	Year	Round	Pos
	Brian Strelein	Villanova	2010	37th	RHP
	Player	School	Year	Round	Pos
	Nick Dini	Wagner	2015	14	C
	Player	School	Year	Round	Pos
	Nolan Long	Wagner	2015	16	RHP
	Mike Thomas	Rider	2011	35th	LHP
	Player	School	Year	Round	Pos
	Mike Francisco	Villanova	2011	48th	LHP
	JB Kole	Villanova	2014	8th	RHP
	Player	School	Year	Round	Pos
	Joe Testa	Wagner	2008	NDA	LHP
	Player	School	Year	Round	Pos
	Phil Capra	Wagner	2018	15	C
	Player	School	Year	Round	Pos
	Ben Ruta	Wagner	2016	30th	OF
	Player	School	Year	Round	Pos
	Andrew Bailey	Wagner	2006	6th	RHP
	Nate Eppley	Rider	2011	29th	RHP
	Player	School	Year	Round	Pos
	Mike Francisco	Villanova	2010	45th	LHP
	Player	School	Year	Round	Pos
	Justin Bencsko	Villanova	2010	20th	OF
	Player	School	Year	Round	Pos
	Pat Young	Villanova	2013	13th	RHP
	Player	School	Year	Round	Pos
	Ian Miller	Wagner	2013	14th	OF
	Player	School	Year	Round	Pos
	Kyle Helisek	Villanova	2012	30th	LHP



The Richmond County Bank Ballpark at St. George (RCB Ballpark) is a baseball stadium located on the north-eastern tip of Staten Island. The ballpark is the home of the Staten Island Yankees, the NY-Penn League affiliate of the New York Yankees, and of Wagner College Seahawks Baseball. The ballpark was also home of the city's Pro Cricket team the New York Storm in 2004. In addition, local high schools have the chance to play at least one game at the Richmond County Bank Ballpark. The Ballpark at St. George is more commonly referred to as Staten Island Yankees Stadium instead of its much longer name, whose naming rights were given to Richmond County Savings Bank.

RCB Ballpark opened in 2001 and was designed by Populous. The design of the ballpark features sails at the entrances inspired by the Staten Island Ferry and the St. George Ferry Terminal, which is about 0.33 miles (0.53 km) away and less than a five-minute walk from the ballpark. The S40 and S44 buses directly serve the stadium, but the stadium is accessible from the buses that terminate at the St. George Ferry Terminal. The St. George station of the Staten Island Railway is also at the ferry terminal. From 2001 to 2009, on game days during the baseball season, SIR trains served the RCB Ballpark station adjacent to the stadium with trains from both St. George and Tottenville. In 2010, train service to RCB Ballpark station was suspended due to budget cuts from the MTA.

The site on which the ballpark was built was once the site of the B&O Railroad rail yards for the City of New York, and the current stadium parking lot was the site of Major League Baseball in the 1880s. The New York Metropolitans of the American Association played at the St. George Grounds in 1886–1887 and the New York Giants played there while awaiting the construction of the second Polo Grounds.

Richmond County Bank Ballpark was part of a deal with both the Yankees and New York Mets, brokered by then-Mayor Rudy Giuliani. Due to Major League Baseball territory rules, the Yankees and Mets have veto power over each other (and any other Major League Baseball franchise), if they want to bring an affiliated minor-league team into the New York City metropolitan area. The Yankees and Mets had attempted to move minor-league teams to the area in the past, only to be turned down with their rival. [citation needed] With help (and public money) from the mayor, both teams agreed to allow each other to have a minor-league team in the city in return for new stadiums. The Mets moved a franchise to a new stadium, called KeySpan Park, (renamed to MCU Park in 2010), in the Coney Island section of Brooklyn.

In 2005, RCB Ballpark hosted two of the four concerts of the Across the Narrows Festival. The other two concerts took place simultaneously at KeySpan Park. On August 17, 2010, RCB Ballpark hosted the NY-Penn League All Star Game. This was the ballpark's first opportunity to host the game and the second time that it was held in New York City.

The Richmond County Bank Ballpark was designed to take advantage of the stadium's location overlooking New York Harbor. The main entrance to the stadium is located on street level with the seating bowl and field built below street level. Sails at each entrance are a reference to boats which are always passing beyond the outfield wall. The batter's eye in center field is able to retract so that spectators can view the skyline of New York City.

RCB Ballpark has 18 regular-sized luxury suites along with a 60-person Skyline Suite with one of the best views of the harbor. A small kids' area is located down the left-field line with games.

A replica of the Verrazano-Narrows Bridge is located on top of the main scoreboard. The outfield walls have changed several times over the course of the stadium's history. Originally the stadium had four LED video boards spaced out on the outfield wall that would display rotating advertisements throughout the game. After these boards malfunctioned the team replaced them with traditional signage along the wall. These signs were replaced with a new 200-foot-long (61 m) video board in right field in 2007. The new video board is one of the longest in the minors. Also in 2007 the Ballpark received a brand new high-definition main video board on top of the scoreboard.

Currently RCB Ballpark is home to a Professional Baseball Scouts Wall of Fame along the right field concourse. Members of the Scout Wall of Fame include Cesar Presbott, John Hagemann, Billy Blitzer, Gil Bassetti, Ralph Dilullo, Roland Hemond, and Herb Stein.

YEAR-BY-YEAR RECORD AT RICHMOND COUNTY BANK BALLPARK				
YEAR	WINS	LOSS	NEC WINS	NEC LOSS
2008	17	7	12	4
2009	16	6	9	3
2010	16	4	12	4
2011	11	11	7	9
2012	13	9	10	6
2013	13	11	9	10
2014	12	7	7	5
2015	14	6	8	4
2016	9	11	8	8
2017	7	8	5	7
2018	7	0	7	0
TOTALS	135	78	94	60
	(.634 win percentage)		(.610 win percentage)	

ASSISTANT COACH CRAIG NOTO



THIRD SEASON

ASSISTANT COACH CRAIG NOTO

Craig Noto begins his third season with the Wagner baseball program and will serve as the program's assistant coach and recruiting coordinator, in addition to overseeing the Seahawk offense and working with the catchers.

With Noto on staff, the 2018 Wagner squad was ranked among the top-three in eight Northeast Conference (NEC) statistical categories. The Seahawks finished second in the league in hits (505), total bases (751) and stolen bases (61). The Green & White also ranked third in the following categories: slugging percentage (.401), on-base percentage (.363), runs scored (318), RBIs (284), and walks (239). The club concluded the regular season winning 13 of its final 17 contests, finishing the season with a new-program record for wins with 38 (38-18) while racking up a new school-record for conference triumphs with 21 (21-7), as the 2018 Seahawks claimed a share of the regular-season title.

Coach Noto helped guide the Seahawks to the 2017 Northeast Conference (NEC) Tournament on the heels of the team going 4-1 over the last five games in clinching the No. 3 seed in the tournament. At the plate, the Green & White placed among the top-three in several offensive categories, which included slugging percentage, triples, while leading the Northeast Conference (NEC) in home runs with 42.

On August 11, 2017, under the direction of coach Noto, the Wisconsin Rapids Rafters set a new franchise record for wins in a season, securing their 50th victory in a 12-2 rout of Rockford in which the Rapids Rafters went off for ten runs in the fourth inning. In the second half of the season, Noto led the squad to the second half South Division regular season title thanks to a 25-11 record.

For the year, the Rapids Rafters finished with a Northwoods League best 53-21 mark, finishing with the most victories among Collegiate Summer Baseball's Top-30 Summer League Teams. The 53 wins amassed by the Rapids Rafters placed them ahead of Top Speed Baseball, who is affiliated with Golden State Collegiate Baseball League, who finished with a 49-4 mark. Offensively, the Rapids Rafters led the league in runs (475), RBIs (415), walks (383), slugging percentage (.409). On the hill, Noto's pitching staff allowed the second fewest runs (304) and posted the most saves (25) on the season. Noto is the winningest coach in team history with a 134-78 record (.632).

Prior to arriving on Grymes Hill, Noto spent nine seasons as an assistant coach with the Blackbirds. On the field, he recruited and coached 14 All-NEC selections to go along with six All-Region honorees while two of his players garnered Rawlings Gold Gloves. He was directly responsible for recruiting the university's first Major League Baseball (MLB) player in James Jones, who was selected in the fourth round of the 2009 MLB Draft by the Seattle Mariners.

Among his day-to-day responsibilities at LIU Brooklyn, Noto was accountable for all facets of recruitment of prospective student-athletes, which included academic and talent evaluations. He developed and executed an academic structure and time management seminar for 30 student-athletes on a daily and yearly basis, which translated into the baseball team posting a 3.4 grade-point average between 2009 and 2014.

In addition to his responsibilities as an assistant coach, Noto

Before his time with LIU and the Rapids Rafters, Noto worked for the Bergen Beach Youth Organization where he served as an assistant, head coach and recruiting coordinator from 1993 to 2005. During his tenure, he coached/recruited over 120 MLB draft picks, 27 of whom reached the majors, including six who were on active 2016 MLB rosters.

Coach Noto has strong ties to Staten Island, as he attended St. Peter's Boys High School and then served as the assistant coach from 1993-96 and again in 2001 before spending two seasons at St. Joseph by the Sea HS under Gordon Rugg Sr.

Noto earned his Bachelor of Arts degree in Criminology from John Jay College while playing for legendary New York City coach, Louie DeMartino.

Noto, who resides in the Fort Greene section of Brooklyn, NY, is a member of the American Baseball Coaches' Association (ABCA) and also a member of the NYC MLB Scouts Association. He recently served as the Vice President of the Brooklyn Baseball Association from 2014-2016 where he oversaw all baseball operations for over 300 youth baseball and softball



ASSISTANT COACH PAUL PICCOLINO



FIRST SEASON

ASSISTANT COACH PAUL PICCOLINO

Wagner head baseball coach Jim Carone has announced the addition of Staten Island native Paul Piccolino as an assistant coach who will oversee the Seahawk infielders and assist in recruiting, in addition to handling various administrative duties.

Piccolino returns to Staten Island after recently wrapping up a four-year collegiate playing career at Pace University, located in Pleasantville, NY. As a two-time team captain for the Setters, he finished the 2018 campaign with a .308 batting average, third-highest on the team, after starting in 37 games. He placed second on the squad with three home runs and 20 RBIs and was selected to the Northeast-10 Conference (NE10) Honor Roll three times during the season.

Piccolino also brings collegiate playing experience as a pitcher, appearing in four games on the mound for Pace in 2016 when he tossed a total of three innings while holding opposing batters to a .182 batting average. Against Concordia on March 17, 2016, he earned the save in a 3-0 Pace victory, striking out two batters in preserving the shutout.

Prior to embarking on his collegiate career, Piccolino was a standout at Monsignor Farrell High School, where he earned NYC Mayors Cup and Best of the City honors in 2014 while also being named to the Second Team All-NYC team and earning Staten Island Advance All-Star honors.



VOLUNTEER ASSISTANT COACH SEAN MAZZIO



FIRST SEASON

VOLUNTEER ASSISTANT COACH SEAN MAZZIO

Wagner head baseball coach Jim Carone announced that former Seahawk standout, Sean Mazzio ('18), will serve as a volunteer assistant coach in 2019, with his primary duties to include assisting the coaching staff in all administrative duties along with mentoring the hitters and infielders.

A four-year infield starter for the Seahawks, Mazzio started in 54 of the Green & White's 56 games a season ago, serving as the team's primary shortstop. Mazzio was one of three Seahawks to finish the season batting .300 or better, concluding the season with a career-best .307 average, which ranked among the top-10 in the Northeast Conference (NEC). In league play, he batted .363 in league contests with a OPS of .888, highlighted by a team-best .476 on-base percentage. During NEC play, he produced 37 hits, good for second on the team, and tied among the top-five in the conference.

The West Chester, PA native posted a team-best .412 on-base percentage, which ranked seventh in the conference in 2018 while finishing second on the Seahawk squad with 63 hits, 33 walks, and nine stolen bases. After helping Wagner to a program-best 38-win campaign and 21 victories in league action, Mazzio was one of a program-best six student-athletes to earn All-NEC honors, as he was named to the First Team.

In game one of the May 18 doubleheader against Sacred Heart, Mazzio became the 12th member of the Wagner 200-hit club after finishing the contest going 4-for-5. All-time, he is just one of seven players in program history to play in 200 or more games. A tough, right-handed hitter, Mazzio batted .352 against left-handed pitching and .484 against southpaws in the NEC.

In 2017, Mazzio played in 49 games at shortstop, batting .303 with 56 hits, that was third-most on the squad while delivering nine doubles and connecting on five home runs. He stole 11 bases during the year while producing 17 multi-hit games, which tied for the team lead. In his sophomore season, he was the lone Seahawk to play in all 52 games, making 44 starts at third base, five at shortstop and three at second base. In his inaugural season back in 2015, Mazzio appeared in 45 games while making 42 starts at the hot corner. At the plate, he produced his first four-hit game at NEC-foe, Mount St. Mary's, in which he finished the game 4-for-6 with two runs scored and drove in four RBIs in the Seahawks win.

Prior to arriving on Grymes Hill, Mazzio attended Salesianum School in Wilmington, DE, where he earned two varsity letters and led the Sallies to a 12-6 record as a senior in 2014 and a 10-8 mark as a junior in 2013. He was named tri-captain his senior year and earned Delaware Interscholastic Athletic Association (DIAA) Second Team honors at year's end.



DIRECTOR OF OPERATIONS NICK PAVIA



SECOND SEASON

DIRECTOR OF OPERATIONS NICK PAVIA

Former Wagner Seahawk hurler, Nick Pavia ('14) returns to his alma mater, as he will serve as a volunteer assistant coach, head coach Jim Carone announced on September 19. Pavia will work with the outfielders and assist with the pitching staff in his new role.

A Staten Island native who starred at St. Joseph by the Sea High School before arriving on Grymes Hill, Pavia pitched for the Seahawks from 2011-2016. After appearing in five games in 2011, the Todt Hill resident made 11 appearances in 2012, while making eight starts, hurling 36.1 innings and recording 26 strikeouts.

Pavia earned his first collegiate win at Lafayette in 2012, striking out three batters without allowing a single walk over five frames.

In 2013 and most of 2014, Pavia was sidelined due to injury, but that didn't keep his drive down. He returned to the Seahawk pitching staff in 2015 and was one of the most effective arms for the Seahawks, who wound up winning 27 games and clinching the No. 2 seed in the Northeast Conference (NEC) Tournament that season.

In 2015, Pavia appeared in 15 games while making four starts, posting a 1-0 record as a starter while finishing with a 4-1 record with a 2.92 ERA and a save to his credit. In his four starts, he tossed 16.2 innings while limiting opposing batters to a .218 average.

Against Fordham back on March 24, the right hander allowed one hit and a run over five innings despite not factoring in the final decision. He earned his first career save as Wagner secured a 12-6 victory over Central Connecticut, going three innings while allowing just a run and striking out a batter and walking one.

In 2016, his final season, Pavia made five starts in 24.1 innings while appearing out of the bullpen 16 times in 26.1 innings, picking up three saves, which tied him for the team lead with former teammate Nathan Hunt ('16). Pavia struck out 19 batters as a reliever, second most out of the pen. Pavia thrived when facing batters with two outs, as he held them to just a .172 average.

Pavia received his Bachelor's degree in Business Administration while he also earned his MBA with a concentration in Management.



THE SEAHAWKS



NEIL ABBATIELLO

Senior | North Salem, NY | Dobbs Ferry
Pitcher | Throws: Left | Bats: Left
6-0 | 170 LBS



All-NEC Tournament Team (2018)
All-NEC (First Team, 2018)
All-ECAC (Second Team, 2018)

2018: Went undefeated for the season, posting an 8-0 record with a 3.30 ERA, second-lowest earned run average in the NEC this season... Made 15 starts while tossing 87.1 innings... Struck out 79 batters (sixth-highest in a single season) while yielding just 33 walks for a strikeout-to-walk ratio of 2.39-to-1... Held opposing batters to a .239 average (best in the NEC) while leading the league in wins with eight... Had nine outings in which he recorded five or more punchouts, highlighted by a season-high seven strikeouts (six times), the last time occurring against Fairleigh Dickinson (April 28)... Gave up two earned runs or less 11 times, which includes a streak of four straight to end the regular season... **CONFERENCE ONLY:** Made eight starts during league play, pitching to the tune of a 4-0 overall record with a 3.57 ERA... In 45.1 innings, he struck out 38 batters while allowing 18 walks. **2017:** Made 16 appearances during the season... Posted a 1-5 record during the season... Made four starts, going 1-1 with a 6.10 ERA... Pitched one complete game on the road at Mount St. Mary's (5/20), allowing three runs, five hits, three walks and striking out five in the 7-3 victory... Out of the bullpen, made 12 appearances while tossing 22.1 innings... Recorded his second career save in preserving a 4-1 victory over St. Bonaventure in the nightcap of the doubleheader (4/14)... Went three innings, squandering just two hits while striking out five batters... Struck out a career-high six batters in relief against Villanova (4/18)... **CONFERENCE ONLY:** Made six appearances while earning the start in three games... Went 1-2 with a 5.40 ERA... In 23.1 innings, struck out 17 batters... In three league starts, went 1-0 with a 4.58 ERA in 17.2 innings... Held opponents to just a .206 batting average in those three starts... **MISCELLANEOUS:** Named NEC Pitcher of the Week for the week of May 22... Became the third Seahawk on the season to earn league Pitcher of the Week honors, joining three-time selection senior RHP Austin Goeke (Bordentown, NJ/The Hun School) and two-time award winner, senior co-captain, Danny Marsh (Monroe Township, NJ/Monroe Township)... **2016:** Appeared in 15 contests for the Seahawks... Posted a 2-5 record with a 4.82 ERA in 37.1 innings pitched... Recorded one save on the season (5/21)... Saw time as a starter and in the bullpen... As a starter, he finished the year with a 1-3 record in five starts with a 4.34 ERA in 18.2 innings tossed... Threw a season/career-best five innings with five strikeouts in a 14-6 victory over Mount St. Mary's in the second game of a doubleheader (3/25)... Out of the pen, he went 1-2 with a 5.30 ERA in 10 appearances... Tossed a total of 18.2 innings in relief... In four of his last five relief appearances, he didn't allow a single run and over the last ten games of the season, held batters to a .125 batting average... For the season, held left-handed batters to a .233 batting average and in conference play, left-handed hitters mustered a .167 average (3-for-18).

2018 GAME-BY-GAME STATS

Date	Opponent	IP	R	H	ER	BB	SO	2B	3B	HR	WP	AK	HP	BS	Scout	W-L	By	ERA	WP
Feb 24	at N.C. Central	5.0	5	1	1	2	7	1	0	0	0	0	0	0	3-2	0-0	0	5.80	71
Mar 02	at Coggin State	5.1	4	2	2	3	5	0	0	0	0	0	1	0	3-6	0-0	0	2.83	84
Mar 10	at Stony Brook-1	6.0	7	6	5	1	6	1	1	1	1	0	1	0	14-6	1-0	0	4.22	103
Mar 17	at La Salle	5.0	5	2	2	5	3	1	0	0	0	0	0	0	15-3	2-0	0	4.10	84
Mar 25	BRVANT-1	6.0	1	2	2	4	4	1	0	0	0	0	3	0	3-2	3-0	0	3.90	106
Mar 31	at Sacred Heart	5.1	7	3	3	3	7	2	0	0	0	0	0	0	14-7	3-0	0	4.06	80
Apr 06	MOUNT ST. MARY'S-2	4.1	8	3	3	2	1	2	0	1	0	0	0	0	5-3	3-0	0	4.29	102
Apr 14	at Central Connecticut	8.0	8	2	2	1	7	0	0	0	0	0	0	0	5-2	4-0	0	4.12	-
Apr 21	at Villanova	6.2	3	1	1	1	7	1	0	0	0	0	0	0	7-2	5-0	0	3.79	83
Apr 28	FAIRLEIGH DICKINSON	8.1	10	3	3	0	7	2	0	0	0	0	0	0	6-3	6-0	0	3.94	87
May 05	at LIU Brooklyn-1	5.2	7	2	2	4	4	0	0	0	1	0	0	0	3-2	7-0	0	3.78	106
May 12	at Bryant	7.1	3	1	1	3	4	0	0	0	1	0	0	1	4-2	7-0	0	3.53	102
May 18	SACRED HEART-1	4.1	5	3	2	1	4	0	0	1	1	0	0	0	5-4	7-0	0	3.56	88
May 25	vs Mount St. Mary's	8.0	4	1	1	2	8	0	0	1	0	0	0	0	3-1	8-0	0	3.30	102
Totals		15	87.1	78	34	32	33	79	11	1	5	4	0	7	97-51	8-0	0	3.30	-

CAREER HIGHS

Innings 9.0 (2x), last vs. Mount St. Mary's (5/25/18)
Strikeouts 7 (6x), last vs. Fairleigh Dickinson-1 (4/28/18)
Hits 10 vs. Fairleigh Dickinson-1 (4/28/18)
Walks 5 (2x), last @ La Salle (3/17/18)
Runs 7 @ Southern (2/23/17)
Earned Runs 5 (3x), last @ Stony Brook-1 (3/10/18)



OVERALL CAREER STATS

Year	era	w-l	app	qs	cq	sho	sv	ip	h	r	er	bb	so	2b	3b	hr	bf	bavq	wp	hbp	bk	sfa	sha
2016	4.82	2-5	15	5	0	0/0	1	37.1	39	28	20	23	28	9	1	3	181	.262	5	2	0	3	3
2017	7.53	1-5	16	4	1	0/0	1	43.0	55	41	36	34	41	8	5	1	217	.318	5	5	0	2	3
2018	3.30	8-0	15	15	1	0/0	0	87.1	78	34	32	33	79	11	1	5	376	.239	4	7	0	3	6
TOTAL	4.72	11-10	46	24	2	0/0	2	167.2	172	103	88	90	148	28	7	9	774	.265	14	14	0	8	12

OVERALL CAREER CONFERENCE STATS

Year	era	w-l	app	qs	cq	sho	sv	ip	h	r	er	bb	so	2b	3b	hr	bf	bavq	wp	hbp	bk	sfa	sha
2016	4.50	2-4	8	3	0	0/0	1	20.0	23	14	10	11	14	5	1	2	97	.280	2	2	0	0	2
2017	5.40	1-2	6	3	1	0/0	0	23.1	22	16	14	13	17	4	1	1	107	.256	5	4	0	2	2
2018	3.57	4-0	8	8	0	0/0	0	45.1	47	19	18	18	38	7	0	2	203	.269	3	5	0	2	3
TOTAL	4.26	7-6	22	14	1	0/0	1	88.2	92	49	42	42	69	16	2	5	407	.268	10	11	0	4	7



McCAE ALLEN
 Junior | Wichita, KS | Bishop Carrol | Neosho CC
 Pitcher | Throws: Right | Bats: Right
 6-4 | 215 LBS



2018: (Sophomore Season at Neosho County Community College): Finished the season with a 4-6 overall record with a 6.51 ERA in 66.1 innings... Started in 12 games while tossing a team-best six complete games... Recorded one save on the season... Struck out a total of 52 batters, which included season-high 11 in a victory over Highland (3/1/18)... Struck out at least five batters five during the year... Allowed two runs or less on five occasions, pitching a complete game, four-hit shutout against Dodge (5/4/18) in which he struck out five batters... Helped lead Neosho to a 40-20 overall record while the Panthers reached the Central District Championship... **2017 (Freshman Season at Neosho County Community College):** Finished the season with an 8-2 overall record and a 4.57 ERA on the mound... Had five complete games on his ledger in 80.2 innings of work... Struck out 45 batters on the season, which included a season-best seven against High (IL) (2/25/17)... Named to the Kansas Jayhawk Community College Conference (KJCC) All-Second Team at season's end... Helped the Panthers to a 43-22 overall record, which included a 24-12 conference mark... **Before Wagner:** Attended Bishop Carroll Catholic High School where he played three years of baseball... His sophomore season, was named to the All-City Second Team as a pitcher after posting tossing 40 innings of work while recording a 4.75 ERA... Also batted .400 for the season... In his junior year, named to the All-City First Team as a pitcher... His final year, repeated as an All-City First Teamer as a designated hitter after batting .500 for the season... Collected All-State Second Team and All-Metro Team as a designated hitter... Son of Mark and Shea Allen... Has six siblings: Keighton, Masen, Cadyn, Hanleigh, Dayten and Hayes... His sister, Keighton, was four-year member of the University of Texas – El Paso (UTEP) women's soccer team...

2018 GAME-BY-GAME STATS

CAREER HIGHS



OVERALL CAREER STATS

OVERALL CAREER CONFERENCE STATS

THE SEAHAWKS



DARIO ANDERSON
 Junior | Clayton, DE | Smyrna
 OF | Throws: Right | Bats: Switch
 5-9 | 190 LBS



2018: Did not compete in 2018... **2017:** Appeared in three games during the 2017 season... Made his collegiate debut at Delaware (3/9) ... Posted his first collegiate hit in that contest.

2018 GAME-BY-GAME STATS

CAREER HIGHS

Hits	1 @ Delaware (3/9/17)	Stolen Bases	---
Doubles	---	Hit Streak	1 (3/9-3/9)
Triples	---		
Home Runs	---		
RBI	---		
BB	---		



OVERALL CAREER STATS

Year	avg	gp-gs	ab	r	h	2b	3b	hr	rbi	tb	slg%	bb	hbp	so	gdp	ob%	sf	sh	sb-att	po	a	e	fld%
2017	.333	3-0	3	0	1	0	0	0	0	1	.333	0	0	2	0	.333	0	0	0-0	0	0	0	.000
TOTAL	.333	3-0	3	0	1	0	0	0	0	1	.333	0	0	2	0	.333	0	0	0-0	0	0	0	.000

OVERALL CAREER CONFERENCE STATS

Year	avg	gp-gs	ab	r	h	2b	3b	hr	rbi	tb	slg%	bb	hbp	so	gdp	ob%	sf	sh	sb-att	po	a	e	fld%
------	-----	-------	----	---	---	----	----	----	-----	----	------	----	-----	----	-----	-----	----	----	--------	----	---	---	------



JUSTIN BEYER
 Junior | Niagara Falls, NY | Niagara Falls | Niagara County CC
 Pitcher | Throws: Left | Bats: Left
 6-0 | 170 LBS



2018 GAME-BY-GAME STATS

CAREER HIGHS

2018 (Sophomore Season at Niagara County Community College): Appeared in eight games for the Thunderwolves while earning the start in seven contests... Went 4-4 on the season.... Pitched to the tune of a 5.18 ERA over 33.0 innings... Struck out 42 batters on the year, which included a season-high 14 in a 5-2 win over Dakota County Technical College (3/19/18), in which he went the full seven innings, giving up two earned runs on five hits and a walk in addition to the 14 punchouts... Helped the T-Wolves advance to the Region Championship... **2017 (Freshman Season at Niagara County Community College):** Made 13 appearances for Niagara County while earning the start in five contests... Went 5-0 on the year over 38.1 innings pitched... Finished the year with a 3.52 ERA... Recorded 41 strikeouts, which included a season-best 10 against Tompkins Cortland Community College (4/23/17)... Lasted 6.1 innings without allowing a run and gave up one hit and a walk... Helped Niagara County reach the National Championship against Tyler Junior College (5/31/17)... Pitched two innings of relief in that contest, fiving up two hits and a run... **Before Wagner:** Attended Niagara Falls High School where he was a two-year member of the Wolverine baseball program... A two-time First Team All-League selection, followed it up with being named to the Second Team All-Western New York team in 2015 & 2016.... Earned the Scholar-Athlete award in 2016... Son of Kevin Beyer and Diana Brundage... Has four siblings, Jeremy, Stefan, Jenna and Victoria... His uncle, David Brundage, played four-years of football at the University of Buffalo...



OVERALL CAREER STATS

OVERALL CAREER CONFERENCE STATS

THE SEAHAWKS



KOBY BISHOP

Senior | Windsor, CO | Northeastern JC
 Pitcher | Throws: Left | Bats: Left
 6-0 | 170 LBS



2018: Appeared in 17 games for the Seahawks while making six starts... As a starter, went 2-1 with a 2.25 ERA... In 24.0 innings tossed, struck out 17 batters while allowing just six earned runs and holding opponents to a .159 batting average... Out of the bullpen, he went 0-1 with a 6.89 ERA with one save... In 15.2 innings, he struck out ten batters... Overall, finished the year with a 2-2 record with a 4.08 ERA... Left-handed batters were held to just a .161 batting average... Made his Wagner debut on the road at North Carolina Central (February 16), throwing 1.1 innings and striking out two... In back-to-back starts, he went a season-high five innings... At Villanova (March 18), struck out four batters in three innings of work... **Before Wagner:** Played a season at Northeastern Junior College in Sterling, CO... Made six appearances for the Plainsmen while earning three starts... Tossed 10.0 innings on the season with a total of three strikeouts... Played his high school ball at Resurrection Christian School under head coach Grant McCalamon... In the classroom, named to the Dean's List, was a Business Honor Student and was awarded the President Scholar Athletic Award... As a member of the Rez Cougars, in his junior year, helped lead the program to a Colorado State championship... In his senior season, posted a 0.91 ERA to go along with a 6-1 record... Threw a no-hitter in the 2A Region 4 Championship against South Park, as he notched 14 strikeouts in the 22-1 victory... Finished the tournament allowing just one hit in three starts... Batted .483 for the season... In his senior season, serving as team captain, the team was the runner-ups in the Colorado State tournament... Named to the Colorado Denver Post First-Team All-State... Tabbed to the Colorado Dugout Club First Team All-State... Honored by the Loveland Reporter Herald All-Area First Team... Named Resurrection Christian Pitcher of the Year and Most Valuable Player... Was a two-sport athlete, as he played basketball in addition to baseball... Born August 21, 1996... Son of Beth and Tim... His father, Tim, played tennis at Fort Lewis College and Colorado State University... Has one sibling, Kensey...

2018 GAME-BY-GAME STATS

Date	Opponent	IP	P	H	R	ER	BB	SO	2B	3B	HR	WP	BK	HBP	SHO	W-L	ERA	WP
Feb 16	at N.C. Central	1.1	2	1	1	1	2	1	0	0	0	0	0	0	0	0-0	6.75	11
Feb 27	at Rutgers	2.0	1	0	0	0	1	0	0	0	0	0	0	0	0	4-11	0-0	2.70
Mar 02	at UCF	0.0	2	2	2	0	0	0	0	0	1	0	0	0	0	0-0	6.89	5
Mar 04	at UCF	2.0	3	1	1	0	2	0	0	0	0	0	0	0	0	0-12	0-0	6.75
Mar 07	at Stetson	0.2	3	6	6	3	1	1	0	0	0	0	0	0	0	0-10	0-0	15.00
Mar 11	at Stony Brook	5.0	2	0	0	1	4	0	0	0	0	0	0	1	0	7-3	1-0	3.18
Mar 18	at Villanova	5.0	2	1	1	2	6	1	0	0	0	0	0	0	0	6-4	2-0	8.19
Mar 25	BRYANT-2	5.0	3	3	3	2	1	0	1	1	1	1	0	0	1-3	2-1	6.00	
Mar 26	at Sacred Heart	2.1	1	0	0	4	1	0	0	0	0	0	0	2	0	14-3	2-1	5.40
Apr 07	MOUNT ST. MARY'S-1	3.0	1	1	1	5	4	0	0	0	0	0	0	0	0	2-1	2-1	5.13
Apr 14	at Central Connecticut	3.2	4	2	1	2	1	1	0	0	2	0	1	0	0	6-4	2-1	4.80
Apr 29	FAIRLEIGH DICKINSON	3.0	3	1	1	1	2	1	0	0	0	0	0	0	0	6-1	2-1	4.64
May 05	at LIU Brooklyn-1	1.1	1	0	0	0	0	0	0	0	0	0	0	0	0	3-2	2-1	4.48
May 11	at Bryant	2.0	0	0	0	1	0	0	0	0	1	0	1	1	1	1-2	2-1	4.21
May 13	at Bryant	2.1	2	1	1	1	1	0	0	0	1	0	0	0	0	2-3	2-2	4.19
May 17	SACRED HEART	0.1	1	0	0	2	0	1	0	0	0	0	0	0	0	4-1	2-2	4.15
May 26	vs LIU	0.2	3	2	0	1	1	0	0	0	0	0	0	0	0	5-0	2-2	4.08
Totals		6	39.2	34	21	18	26	27	6	1	4	4	0	7	1	73-80	2-2	4.08

CAREER HIGHS

Innings	5.0 (3x), last vs. Bryant-2 (3/25/18)
Strikeouts	6 @ Villanova (3/18/18)
Hits	4 @ Central Connecticut-2 (4/14/18)
Walks	5 vs. Mount St. Mary's-1 (4/7/18)
Runs	6 @ Stetson (3/7/18)
Earned Runs	6 @ Stetson (3/7/18)



OVERALL CAREER STATS

Year	era	w-l	app	qs	cq	sho	sv	ip	h	r	er	bb	so	2b	3b	hr	bf	bavg	wp	hbp	bk	sfa	sha
2018	4.08	2-2	17	6	0	0/0	1	39.2	34	21	18	26	27	6	1	4	181	.238	4	7	0	1	4
TOTAL	4.08	2-2	17	6	0	0/0	1	39.2	34	21	18	26	27	6	1	4	181	.238	4	7	0	1	4

OVERALL CAREER CONFERENCE STATS

Year	era	w-l	app	qs	cq	sho	sv	ip	h	r	er	bb	so	2b	3b	hr	bf	bavg	wp	hbp	bk	sfa	sha
2018	2.74	0-2	9	4	0	0/0	1	23.0	16	8	7	18	10	3	1	2	106	.200	4	5	0	0	3
TOTAL	2.74	0-2	9	4	0	0/0	1	23.0	16	8	7	18	10	3	1	2	106	.200	4	5	0	0	3



JOSH CASADO
 Freshman | West New York, NJ | Memorial
 Pitcher | Throws: Right | Bats: Right
 5-11 | 175 LBS



2018 GAME-BY-GAME STATS

CAREER HIGHS

Before Wagner: Attended Memorial High School in West New York, NJ where he was a four-year member of the Tigers baseball program while also a three-year member of the basketball program... A four-time Honor Roll selection, he was named to the National Honor Society... Graduated Memorial High School with a 3.5 GPA in addition to receiving the US Marines Athletic Excellence Award... On the diamond, helped lead the Tigers to the Hudson County Championship... His sophomore season, he went 2-1 with a 5.72 ERA in 14.2 innings of work... Struck out 17 batters that season while helping the team advance to the semifinals of the HICIAL... His junior season, he batted .338 with 27 hits, scored 21 runs and drove in 17 RBIs... On the bump, he tossed 50.1 innings while striking out 77 batters and holding the opposition to a .174 batting average... He earned First Team All-County and Player of the Year honors as well as Most Valuable Player honors... The Tigers won the HICIAL County Championship as they defeated Ferris... In his final season, he batted .319 with 23 RBIs while scoring 27 runs... On the hill, he pitched to a 2.33 ERA over 42.0 innings... Fanned 87 batters while limiting them to a .162 batting average... Son of Omar and Maria Casado... Has two siblings, Omarys and Omar Jr.



OVERALL CAREER STATS

OVERALL CAREER CONFERENCE STATS

THE SEAHAWKS



ALEX CIMAROLI

Junior | Portage, WI | Wisconsin Dells | McHenry County College
INF | Throws: Right | Bats: Right
5-9 | 180 LBS

3

2018 (Sophomore Season at McHenry County Community College): Played in 56 games for McHenry County in 2018... Finished the season batting .400 (78-for-195) with 27 doubles, a triple... Connected on five home runs and drove in 65 RBI while scoring 70 runs... Swiped eight bases... Posted an OPS of 1.159, highlighted by a slugging percentage of .626 and an on-base percentage of .533... Produced 19 multi-hit performances, highlighted by two, four-hit games, the last coming on March 30 in which he went 4-for-7, with a home run, five RBI and three runs scored in the Scots 24-10 road victory at Prairie State (3/30/18)... Named First-Team All-Conference, First Team All-Region, and Region Player of the Year in addition to being tabbed a Second Team All-American... **2017 (Freshman Season at McHenry County Community College):** Played in 44 games... Finished the season with a .386 batting average (49-for-127) with three home runs and 41 RBIs... Had 16 doubles and a triple... Stole six bases on the season... Had a total OPS of 1.063, highlighted by a .598 slugging percentage... Had 14 multi-hit games... Recorded a season-high four hits twice, the last coming in a 22-2 rout at Morton (5/13/17) in which he went 4-for-5 with four runs scored, two doubles a home run and three RBI... Named to the First Team All-Conference squad and earned Second Team All-Region honors... **Before Wagner:** Attended Wisconsin Dells where he played four years of baseball... Additionally, played one year of basketball and football as a member of the Chiefs... In his freshman year on the diamond, batted .413 with an on-base percentage of .525... Scored 14 runs while adding four doubles... Named to the All-WIAA First Team... In his sophomore season, batted .392 with an on-base percentage of .557... Scored 19 runs while hitting two home runs en route to a Second Team All-Conference selection... His junior season, batted .449 with an on-base percentage of .605... Scored 20 runs while hitting two home runs in being named to the First Team All-Conference and All-District clubs... Was a Third Team All-State choice... Additionally, he was named team MVP, earned a Gold Glove, and won the batting title... In his final season at Wisconsin Dells, he batted .436 with four home runs and scored 24 runs as he earned First Team All-Conference honors as well as First Team All-District and Second Team All-State accolades... Repeated as Team MVP and Gold Glove winner while capturing the Howard Hightman's Award, given to the most dedicated athlete... Son of Jamie and Tracy Cimaroli... Has one sibling, Sawyer...

2018 GAME-BY-GAME STATS

CAREER HIGHS



OVERALL CAREER STATS

OVERALL CAREER CONFERENCE STATS



SHAMUS CONNOLLY
 Freshman | Brooklyn, NY | Xaverian
 INF | Throws: Right | Bats: Right
 6-3 | 205 LBS



Before Wagner: Attended Xaverian High School in Brooklyn... Last season for the Clippers, he batted .302 (19-for-63) with ten runs scored while connecting on two home runs and drove in 11... Had six doubles to his credit as well... Posted an OPS of .845, highlighted by a slugging percentage of .492... As the team shortstop, had 33 assists with a fielding percentage of .900 and forced eight double plays in 23 games... Made five appearances on the mound, going 2-0 with a 1.09 ERA in 19.1 innings... Struck out 24 batters while yielding just five walks and holding opponents to a .173 batting average... As a junior, he batted .274 in 21 games (17-for-62) with a home run and 13 RBIs... Had two doubles while scoring nine runs... In the field, recorded a .942 fielding percentage with 41 assists and was credited with seven double plays started... Made five appearances on the hill, going 2-3 with a 3.04 ER in 25.1 innings... Struck out 23 batters while walking just two batters... Son of Shamus and Rachel Connolly... Has one sibling, Ronan.

2018 GAME-BY-GAME STATS

CAREER HIGHS



OVERALL CAREER STATS

OVERALL CAREER CONFERENCE STATS

THE SEAHAWKS



BRANDON DEMMA

Sophomore | Flushing, NY | Monsignor McClancy
Pitcher | Throws: Left | Bats: Left
6-3 | 180 LBS

27

Before Wagner: Attended Monsignor McClancy Memorial High School where he played four-years for head coach Nick Melito... Also was a member of the school's soccer and basketball programs... Redshirted at Pace University... Son of Frank and Christine Demma... Has two siblings, Salvatore and Brittany...

2018 GAME-BY-GAME STATS

CAREER HIGHS



OVERALL CAREER STATS

OVERALL CAREER CONFERENCE STATS




CAM DIAZ
 Freshman | Lutz, FL | Bishop McLaughlin Catholic
 OF | Throws: Right | Bats: Right
 6-0 | 180 LBS



Before Wagner: Attended Bishop McLaughlin Catholic in Spring Hill, FL where he was a four-year member of the Hurricanes baseball program under head coach Jeff Swymer... Also played one year of football and was a member of the swimming team for a season... In the classroom, was a four-year member of the Honor Roll... In his sophomore year, was selected to the National Honor Society... The following year, was named to the National Science and English Honors Society... In his final year, was named to the National Beta Club, RHO Kappa and Quill & Scroll... On the diamond, batted .250 with a .308 on-base percentage in only 11 games... His sophomore season, he produced eight RBIs and scored 12 runs... His junior season came as a breakthrough year, as he was named Offensive MVP and First Team All-North SunCoast after batting .376 with 14 RBIs, 30 runs scored and posting an on-base percentage of .425... In his final year at Bishop McLaughlin, was the 3A District 6 Player of the Year while earning Pasco County All-Star status... Additionally was named to the All-Florida Academic Team as well as the FACA Florida All-Star game Nominee after batting .330 with 21 RBIs, 22 runs scored and produced 30 hits... Helped the Hurricanes to three district championships, two regional champions and a state final four during his high school career... Son of Andres Diaz Jr. and Debbie Rebecca Diaz... Has one sibling, Dominic, who played a season of baseball at the College of Central Florida.

2018 GAME-BY-GAME STATS

CAREER HIGHS



OVERALL CAREER STATS

OVERALL CAREER CONFERENCE STATS

THE SEAHAWKS



KEATON FREIRE

Senior | Downey, CA | Warren | Santa Ana College
 Pitcher | Throws: Left | Bats: Left
 6-1 | 175 LBS



NEC Spring Academic Honor Roll (2018)
 ECAC Academic Honor Roll (2018)

2018: Made 18 appearances out of the bullpen to go along with one start in his first season on Grymes Hill... Posted a 3-2 record with a 5.67 ERA in 39.2 innings pitched... Struck out 27 batters for the season... Made his Wagner debut against North Carolina Central (February 18), throwing 2.2 innings of relief while recording three strikeouts... Made his first collegiate start at Stetson (March 7), tossing four innings, allowing two runs on six hits while striking out four batters... Fanned a career-high five batters over three innings of relief at Seton Hall (April 4)... Registered a team-best two pickoffs in the regular season finale against Sacred Heart (May 18)... **CONFERENCE ONLY:** Appeared in seven league contests... All three victories came in NEC play against one loss as he recorded a 3.50 ERA... Tossed 18.0 innings in relief, in which he struck out 12 batters... With two outs, NEC hitters were held to a .182 batting average... **Before Wagner:** Played two years at Santa Ana College in Santa Ana, CA... As a member of the Dons, he appeared in 27 games over his two-year stint, while making two career starts... In 2016, he went 1-0 with a 6.00 ERA in 27.0 innings... Struck out 12 batters during the season, with his highest strikeout total coming at home against Oxnard (1/30), as he struck out a career-best three in preserving an 8-7 victory... Recorded his lone save of the year against Cypress (4/21), tossing three innings, giving up two hits while not allowing a run in closing out a 5-1 victory... In 2017, he made 12 appearances, going 1-0 with a 2.16 ERA over 16.2 innings... Helped the Dons to a 29-17 record... Earned the Scholastic Achievement Award for holding a cumulative grade-point average of 3.96... Was a two-sport athlete, having been a member of the men's water polo team and earned Freshman of the Year honors... Before arriving at Santa Ana, was a three-year varsity member of the Warren High School baseball team... Born May 2, 1997... Son of Theresa and Giovanni... Has one sibling, Connor.

2018 GAME-BY-GAME STATS

Date	Opponent	W	L	S	IP	H	R	ER	BB	SO	2B	3B	HR	WP	PK	PBP	SB	CS	W-L	ERA	IP
Feb 18	at N.C. Central-1	2	2	0	2.2	3	1	1	1	3	0	0	0	0	0	0	0	0	3-2	0.0	3.38
Feb 27	at Rutgers	1	1	0	2	4	2	2	1	2	0	0	0	0	0	0	0	0	4-11	0.0	6.75
Mar 04	at UCF	2	1	0	2	1	1	0	1	0	0	0	0	0	0	0	0	0	0-10	0.0	5.68
Mar 07	at Stetson	4	0	0	6	2	2	2	4	1	0	0	0	2	0	0	0	0	0-10	0.1	5.23
Mar 10	at Stony Brook-2	1	0	0	1	0	0	0	1	1	0	0	0	1	0	0	0	0	7-2	0.1	4.78
Mar 14	at Fordham	1	0	0	4	4	4	1	0	1	0	0	0	0	0	0	0	0	10-7	0.1	7.30
Mar 16	at Villanova	1	0	0	2	0	0	0	1	0	0	0	0	1	0	0	0	0	8-4	0.1	6.75
Mar 25	BRYANT-2	3	0	0	0	0	0	2	2	0	0	0	0	1	0	0	0	0	1-3	0.1	5.51
Mar 29	at Sacred Heart	5	0	0	5	3	1	2	2	2	0	0	0	1	0	0	0	0	14-3	1.1	5.48
Apr 04	at Seton Hall	3	0	0	2	1	1	2	5	1	0	0	0	1	0	0	0	0	4-2	1.1	5.18
Apr 07	MCJUNT ST. MARYS-1	3	0	0	2	0	0	2	4	0	0	0	0	0	0	0	0	0	2-1	2.1	4.91
Apr 11	at Rider	3	0	0	4	2	2	0	1	1	0	0	0	0	0	0	0	0	4-3	2.1	4.75
Apr 15	at Central Connecticut	0	2	1	2	0	2	1	1	0	0	0	0	1	0	0	0	0	6-7	2.1	4.85
Apr 22	at Villanova	1	0	0	4	3	3	0	3	0	0	0	0	0	0	0	0	0	6-5	2.1	5.34
May 06	at LIU Brooklyn	1	2	0	3	3	2	1	1	0	0	0	0	1	0	0	0	0	3-7	2.2	5.00
May 13	at Bryant	1	2	0	1	1	1	1	0	0	0	0	0	1	0	0	0	0	2-3	2.2	5.86
May 18	SACRED HEART-2	3	0	0	2	0	3	1	0	0	0	0	0	0	0	0	0	0	3-1	3.2	5.40
May 26	vs LIU	1	1	1	3	2	1	0	0	0	0	0	0	1	0	0	0	0	5-8	3.2	5.67
Totals		1	30	2	51	30	25	22	32	13	0	1	10	0	2	1	62	101	3-2	5.67	-

CAREER HIGHS

Innings 5.0 @ Sacred Heart (3/29/18)
 Strikeouts 5 @ Seton Hall (4/4/18)
 Hits 10 @ Sacred Heart (3/29/18)
 Walks 3 vs. Sacred Heart-2 (5/18/18)
 Runs 4 (2x), last @ Fordham (3/14/18)
 Earned Runs 4 @ Fordham (3/14/18)



OVERALL CAREER STATS

Year	era	w-l	app	gs	cq	sho	sv	ip	h	r	er	bb	so	2b	3b	hr	bf	bavg	wp	hbp	bk	sfa	sha
2018	5.67	3-2	18	1	0	0/0	0	39.2	51	30	25	22	32	13	0	1	188	.319	10	2	0	1	3
TOTAL	5.67	3-2	18	1	0	0/0	0	39.2	51	30	25	22	32	13	0	1	188	.319	10	2	0	1	3

OVERALL CAREER CONFERENCE STATS

Year	era	w-l	app	gs	cq	sho	sv	ip	h	r	er	bb	so	2b	3b	hr	bf	bavg	wp	hbp	bk	sfa	sha
2018	3.50	3-1	7	0	0	0/0	0	18.0	19	9	7	13	12	4	0	1	83	.288	5	1	0	0	3
TOTAL	3.50	3-1	7	0	0	0/0	0	18.0	19	9	7	13	12	4	0	1	83	.288	5	1	0	0	3



PAT GALLAGHER

Sophomore | Worcester, MA | St. Peter Marian |
Worcester Academy
Pitcher | Throws: Right | Bats: Left
5-10 | 205 LBS



NEC Spring Academic Honor Roll (2018)
NEC Co-Rookie of the Week (April 30, 2018)

2018: Made 16 appearances while earning the starting nod 12 times... Went 4-3 overall with a 5.67 ERA... As a starter, went 3-3 with a 4.96 ERA... In relief, went 1-0 with a 10.57 ERA... Struck out a combined 37 batters in 60.1 innings... Made his collegiate debut on the road at North Carolina Central (February 18), tossing three innings, striking out three batters... Earned his first collegiate start on the road at Rutgers (February 27), lasting three innings.... Threw a complete game shutout, allowing just two hits, three walks while striking out a career-high six batters against Fairleigh Dickinson (April 28)...**CONFERENCE ONLY:** Appeared in eight games while earning the start in six contests... Finished the conference slate with a 3-0 overall record to go along with a 3.12 ERA... Threw 34.2 innings in which he recorded 19 strikeouts... **Before Wagner:** Was a three-year varsity member of the St. Peter Marian under head coach Ed Riley... As a member of the Guardians baseball team, was a two-year team captain... In his junior season, was named to the Central Mass All-Star team... In his senior year, named to the Super Team, T&G All-Star, ESPN All-State, Mass Live Super Seven... Was a member of the St. Peter Marian's golf team for a season and earned the Sportsmanship Award... In his junior & senior years, was named to the Honor Roll while winning the Sister Dorothy and Kevin Kirk Award... Played a year of basketball at Worcester Academy, where he earned team MVP honors... For his baseball career, posted a 12-5 record with a 2.09 ERA... Tossed a total of 113 innings with 120 strikeouts... At the plate, was a .405 hitter... He led the team to two District Championships and is the only pitcher in Central Massachusetts history to earn the starting nod in three district championships... Born September 1, 1998... Son of Eileen and Patrick... Has two siblings, Tim and Ryan... Tim played football for Norwich University and Worcester State... Has volunteered in working with the St. John's soup kitchen to help feed the homeless.

2018 GAME-BY-GAME STATS

Date	Opponent	W	L	ERA	IP	H	R	ER	BB	SO	2B	3B	HR	WP	PK	HBP	SB	CS	W-L	ERA	IP
Feb 18	at N.C. Central-1	*	3.0	7	7	5	1	1	1	1	1	1	0	0	0	0	0	0	3-12	8.1	13.50
Feb 27	at Rutgers	*	0.0	0	2	2	1	0	0	0	0	0	0	1	0	0	0	0	0-10	0.1	18.50
Mar 05	at UCF	*	2.0	8	10	9	2	3	3	0	1	2	0	2	0	0	0	0	7-18	0.2	22.50
Mar 08	vs Virginia Tech	*	4.0	6	2	2	2	3	0	0	0	0	0	1	0	0	0	0	10-7	0.2	18.50
Mar 14	at Fordham	*	2.2	4	0	0	0	0	0	0	0	0	0	0	0	0	0	0	8-6	1.2	13.50
Mar 24	BRYANT	*	4.0	4	2	1	2	1	1	0	0	0	0	0	0	0	0	0	1-3	1.3	11.00
Mar 27	at St. John's	*	2.0	3	3	3	0	2	1	0	1	0	0	0	0	0	0	0	14-7	1.3	11.32
Mar 31	at Sacred Heart	*	5.0	4	3	3	4	1	0	0	0	0	0	3	0	0	0	0	0-3	2.3	10.17
Apr 07	MOUNT ST. MARYS-2	*	5.0	6	2	2	2	3	1	0	0	0	0	0	0	0	0	0	6-7	2.3	9.10
Apr 15	at Central Connecticut	*	4.2	5	2	2	2	5	0	1	0	0	0	1	0	0	0	0	8-5	2.3	8.41
Apr 22	at Villanova	*	7.0	2	0	0	3	6	1	0	0	0	0	1	0	0	0	0	4-0	3.3	7.02
Apr 28	FAIRLEIGH DICKINSON	*	3.1	8	5	2	3	0	2	0	0	0	0	0	0	0	0	0	8-5	3.3	8.80
May 05	at LIU Brooklyn-2	*	4.2	5	1	1	2	4	0	0	0	0	0	1	0	0	0	0	2-3	3.3	6.44
May 13	at Bryant	*	5.0	5	1	1	4	3	0	0	0	0	0	0	0	0	0	0	3-1	3.3	8.02
May 18	SACRED HEART-2	*	5.0	3	1	1	1	2	0	0	0	0	0	0	0	0	0	0	6-1	4.3	5.67
May 26	vs Bryant	*	5.0	3	1	1	1	2	0	0	0	0	0	0	0	0	0	0	6-1	4.3	5.67
Total			12	40.1	71	45	38	34	37	10	2	3	3	9	1	6	0	0	87-80	4.3	5.67

CAREER HIGHS

Innings	7.0 vs. Fairleigh Dickinson-2 (4/28/18)
Strikeouts	6 vs. Fairleigh Dickinson-2 (4/28/18)
Hits	8 vs. Virginia Tech (3/6/18)
Walks	5 @ N.C. Central-1 (2/18/18)
Runs	10 @ Virginia Tech (3/6/18)
Earned Runs	9 @ Virginia Tech (3/6/18)



OVERALL CAREER STATS

Year	era	w-l	app	gs	cq	sho	sv	ip	h	r	er	bb	so	2b	3b	hr	bf	bavg	wp	hbp	bk	sfa	sha
2018	5.67	4-3	16	12	1	1/0	0	60.1	71	45	38	34	37	10	2	3	288	.291	9	6	1	2	0
TOTAL	5.67	4-3	16	12	1	1/0	0	60.1	71	45	38	34	37	10	2	3	288	.291	9	6	1	2	0

OVERALL CAREER CONFERENCE STATS

Year	era	w-l	app	gs	cq	sho	sv	ip	h	r	er	bb	so	2b	3b	hr	bf	bavg	wp	hbp	bk	sfa	sha
2018	3.12	3-0	8	6	1	1/0	0	34.2	35	15	12	18	19	5	0	1	156	.257	5	0	0	0	0
TOTAL	3.12	3-0	8	6	1	1/0	0	34.2	35	15	12	18	19	5	0	1	156	.257	5	0	0	0	0



WILL JOHNSON
 Senior | Toms River, NJ | Toms River HS East
 INF | Throws: Right | Bats: Left
 6-0 | 205 LBS



NEC Spring Academic Honor Roll (2017,2018)
 ECAC Academic Honor Roll (2018)

2018: Appeared in 39 contests while earning 31 starts... Played 26 games at first base, 14 at third base while serving one game as the designated hitter... Batted .225 for the season with one home run and 17 RBIs... Scored 17 runs on the season while hitting three doubles and one triple... Posted a .623 OPS on the strength of a .326 on-base percentage... Went 4-for-5 in stolen base chances... Kicked off his season with a three-run home run on the road at North Carolina Central (February 16)... Had seven multi-hit games, highlighted by a 3-for-4 day on the road at Stony Brook (March 11)... Batted .317 with runners on and .304 with runners in scoring position... **CONFERENCE ONLY:** Appeared in 17 games during NEC action, making 12 starts... Had three hits during league play... Off the 12 starts, ten came while manning first base... **2017:** Played in eight games for the Seahawks in 2017... Started in two contests, both on the road at Delaware (3/9) and Saint Peter's (4/11)... Batted .250 in limited action... Drove in a season-high three RBIs against Grambling at the 2017 Mardi Gras Invitational (2/24)... Scored twice on the road against Saint Peter's (4/11)... **2016:** Appeared in 14 games while earning the starting nod in nine contests... Finished the season batting .167... Made his first collegiate appearance as the designated hitter against Longwood (2/26)... Recorded his first career hit on the road in game two of a doubleheader at Norfolk State (3/6)... Recorded a career-high two hits against Central Connecticut (4/1) in which he was the team's starting third baseman... Knocked in his first career RBI on the road at Central Connecticut (5/21)... **Before Wagner:** Played high school ball at Toms River East under head coach Dan Dietrich... Was a 14-time High Honor Roll student and earned an academic letter upon graduation... In 2014, helped lead the Raiders to the Class A South Championship... Earned Defensive Player of the Year and was responsible for the game-winning two-run single in the bottom of the ninth to eliminate top-seeded Toms River North in 2014... Played for the New Jersey Mavericks during the summer in which they finished in second place in the Blue Chip tournament at Diamond Nation... Was named to the All-Star team in the JSBL League... Son of Marianne and Frank... Born August 13, 1997... Has two sisters, Lorraine and Tara and three brothers, Frank III, Matt and Chris.

2018 GAME-BY-GAME STATS

Date	Opponent	Pos	AB	R	H	HR	RBI	SB	CS	BB	HBP	SO	GO	PO	A	E	fld%		
Feb 16	at N.C. Central	1b	4	1	1	1	0	0	0	0	0	0	0	0	4	2	0	.429	
Feb 16	at N.C. Central-1	1b/3b	4	0	0	1	0	0	0	0	0	0	0	0	2	7	0	.273	
Feb 16	at N.C. Central-2	1b	4	0	0	0	0	0	0	0	0	0	0	0	0	0	0	.357	
Feb 24	at Coppin State	1b	3	1	2	1	0	0	0	1	1	0	0	0	12	0	0	.275	
Feb 24	at Coppin State-2	3b	4	0	0	0	0	0	0	0	0	0	0	0	3	0	2	.278	
Feb 27	at Rutgers	1b/3b	4	1	0	0	0	0	0	0	0	0	0	0	0	6	0	.227	
Mar 02	at UCF	1b	4	1	0	0	0	0	0	0	0	0	0	0	0	1	0	.182	
Mar 03	at UCF	1b	3	0	0	0	0	0	0	0	0	0	0	0	0	4	0	.172	
Mar 07	at Stony Brook	3b	4	0	2	0	0	0	0	0	0	0	0	0	0	0	3	0	.212
Mar 10	at Stony Brook-1	3b	3	1	1	2	0	0	0	2	0	0	0	0	1	0	0	.222	
Mar 10	at Stony Brook-2	3b	4	0	0	1	0	0	0	0	0	0	0	0	0	0	3	0	.200
Mar 11	at Stony Brook	3b	4	1	3	1	0	1	0	0	0	0	0	0	0	1	0	.250	
Mar 14	at Fordham	3b	5	1	1	0	0	0	0	0	0	0	0	0	1	1	0	.245	
Mar 16	at Saint Joseph's	dh	4	2	2	1	0	0	0	0	0	0	0	0	1	0	0	.264	
Mar 17	at La Salle	3b	5	0	1	1	0	0	0	1	0	0	0	0	1	1	1	.250	
Mar 18	at Villanova	1b	3	0	2	1	1	0	0	2	1	0	0	0	0	5	0	.279	
Mar 24	BRYANT	1b	4	2	1	0	1	0	0	0	0	0	0	0	2	6	0	.277	
Mar 25	BRYANT-1	3b	2	0	0	0	0	0	0	0	0	0	0	0	2	1	2	.269	
Mar 27	at St. John's	ph/3b	2	0	0	0	0	0	0	0	0	0	0	0	1	1	0	.291	
Mar 29	at Sacred Heart	1b	3	0	0	0	0	0	0	1	0	0	0	0	1	4	1	.250	
Mar 30	at Sacred Heart	1b	2	0	0	0	0	0	0	0	0	0	0	0	1	0	1	.243	
Mar 31	at Sacred Heart	ph/3b	1	1	1	1	0	0	0	0	0	0	0	0	0	0	0	.253	
Apr 06	MOUNT ST. MARY'S-1	ph/3b	0	1	0	0	0	0	0	0	0	0	0	0	0	0	0	.258	
Apr 06	MOUNT ST. MARY'S-2	3b	2	0	0	0	0	0	0	1	0	0	0	0	2	0	2	.247	
Apr 07	MOUNT ST. MARY'S-1	1b	2	0	0	0	0	0	0	0	0	0	0	0	0	0	4	.241	
Apr 11	at Rider	1b	0	0	0	0	0	0	0	0	0	0	0	0	0	0	0	.241	
Apr 13	at Central Connecticut	1b	3	1	1	0	0	0	0	0	0	0	0	0	0	12	0	.244	
Apr 20	at Villanova	1b	5	1	2	1	0	0	0	0	0	0	0	0	0	13	0	.253	
Apr 21	at Villanova	1b	4	0	2	0	1	0	0	0	0	0	0	0	1	0	0	.264	
Apr 22	at Villanova	1b	3	1	1	1	0	0	0	1	0	0	0	0	2	8	1	.268	
Apr 27	FAIRLEIGH DICKINSON	1b	3	1	0	0	0	0	0	1	0	0	0	0	0	11	0	.250	
Apr 28	FAIRLEIGH DICKINSON	ph/1b	0	0	0	1	0	0	0	0	0	0	0	0	1	0	2	.258	
May 05	at LIU Brooklyn-1	1b	3	0	0	0	0	0	0	0	0	0	0	0	0	0	0	.250	
May 11	at Bryant	1b	3	0	0	0	0	0	0	0	0	0	0	0	14	2	1	.243	
May 12	at Bryant	1b	1	0	0	0	0	0	0	0	0	0	0	0	0	2	1	.240	
May 13	at Bryant	1b	3	0	0	0	0	0	0	1	0	0	0	0	2	7	1	.234	
May 17	SACRED HEART	1b	2	0	0	0	0	0	0	0	0	0	0	0	1	6	0	.228	
May 18	SACRED HEART-1	ph/1b	1	0	0	0	0	0	0	0	0	0	0	0	0	1	0	.227	
May 24	vs LIU	1b	1	0	0	0	0	0	0	0	0	0	0	0	0	1	2	.225	
Totals			31gs	111	17	25	17	3	1	14	4	1	3	1	3	25	171	31	.225

Onbase pct. .326 • Slugging pct. .267

CAREER HIGHS

Hits	3 @ Stony Brook (3/11/18)	Stolen Bases	1 (5x), last @ Villanova (3/18)
Doubles	1 (5x), last @ Villanova (4/22/18)	Hit Streak	6 (3/11-3/24/18)
Triples	1 @ Stony Brook (3/11/18)		
Home Runs	1 @ N.C. Central (2/16/18)		
RBI	3 (2x), last @ N.C. Central (2/16/18)		
BB	2 (2x), last @ Villanova (3/18/18)		



OVERALL CAREER STATS

Year	avg	gp-gs	ab	r	h	2b	3b	hr	rbi	tb	slg%	bb	hbp	so	gdp	ob%	sf	sh	sb-att	po	a	e	fld%
2016	.167	14-9	36	4	6	1	0	0	1	7	.194	2	0	12	0	.211	0	0	0-0	7	22	1	.967
2017	.250	8-2	12	3	3	1	0	0	5	4	.333	3	0	4	0	.400	0	0	1-1	3	3	0	1.000
2018	.225	39-31	111	17	25	3	1	1	17	33	.297	14	3	25	3	.326	1	1	4-5	171	31	1	.995
TOTAL	.214	61-42	159	24	34	5	1	1	23	44	.277	19	3	41	3	.308	1	1	5-6	181	56	2	.992

OVERALL CAREER CONFERENCE STATS

Year	avg	gp-gs	ab	r	h	2b	3b	hr	rbi	tb	slg%	bb	hbp	so	gdp	ob%	sf	sh	sb-att	po	a	e	fld%
2016	.200	9-7	25	3	5	1	0	0	1	6	.240	2	0	9	0	.259	0	0	0-0	6	17	1	.958
2017	.000	1-0	1	0	0	0	0	0	0	0	.000	0	0	0	0	.000	0	0	0-0	0	0	0	.000
2018	.086	17-12	35	6	3	1	0	0	2	4	.114	5	3	11	0	.250	1	1	0-0	87	12	1	.990
TOTAL	.131	27-19	61	9	8	2	0	0	3	10	.164	7	3	20	0	.250	1	1	0-0	93	29	2	.984

THE SEAHAWKS



JOHNNY KAMPES

Freshman | Colora, MD | Rising Sun
Catcher | Throws: Right | Bats: Right
6-0 | 200 LBS

18

Before Wagner: Attended Rising Sun High School in North East, MD where he played a season of varsity baseball for the Tigers.... In 2018, he batted .560 while posting an on-base percentage of .586 and slugged .760... Was named All-County Player of the Year in addition to earning First-Team All-Conference honors and was a PBR First Team All-State selection... Son of John and Dawn Kampes... Has one sibling, Calen... His father played baseball and football for Lock Haven University.

2018 GAME-BY-GAME STATS

CAREER HIGHS



OVERALL CAREER STATS

OVERALL CAREER CONFERENCE STATS



JOHN LAPOINTE
Freshman | Staten Island, NY | Monsignor Farrell
Pitcher | Throws: Left | Bats: Left
6-1 | 185 LBS



2018 GAME-BY-GAME STATS

CAREER HIGHS



Before Wagner: Attended Monsignor Farrell High School on Staten Island and was a three-year member of the Lions' varsity baseball team... In 2018, he went 5-0 with a 1.21 ERA in 60.2 innings pitched... Named Most Valuable Player of the Lions team (2017-18), Staten Island Baseball Oldtimer's Outstanding Pitcher of the Year, Staten Island Baseball Oldtimer's First Team All-Star... Named to the CHSAA First Team All-League being tabbed U.S. Army Reserve National Scholar-Athlete... Was four-year member of the National Honor Society... Helped the Lions capture the 2017 CHSAA City Championship... Son of John Joseph and Patricia Ann LaPointe, has one sibling, Emily.... His mother competed as a gymnast in the Junior Olympics at Wake Forest University.

OVERALL CAREER STATS

OVERALL CAREER CONFERENCE STATS

THE SEAHAWKS



ERIC LAUK

Junior | Mullica Hill, NJ | Clearview Regional
OF | Throws: Right | Bats: Left
6-0 | 170 LBS

19

NEC Spring Academic Honor Roll (2018)
ECAC Academic Honor Roll (2018)

2018: Appeared in 16 games while earning the start in three contests... Made his first start of the season at UCF (March 4)... Primarily used as a defensive replacement... Recorded his lone hit of the season at Fordham (March 14), in which he went 1-for-2 with two runs scored... **CONFERENCE ONLY:** Played in five league games, earning the start against Fairleigh Dickinson (April 29)...

2017: Appeared in 24 games for the Seahawks in 2017, starting in four games, three in the outfield and one as the designated hitter... Batted .179 for the season while posting an on-base percentage of .378... As a reserve, batted .286 (4-for-14) with eight runs scored and posted a .545 on-base percentage... Made his collegiate debut against Southern at the Mardi Gras Invitational (2/23), in which he collected his first career hit scored his first run... Drove in his first career RBI against Central Connecticut (5/12) as a pinch-hitter... Batted .429 against left-handed pitchers (3-for-7)... Went .500 as a pinch-hitter (4-for-8)... **CONFERENCE ONLY:** Batted .188 in league-only contests... Played in 11 games while earning the start twice... Drew three walks over conference play while posting an on-base percentage of .316... **MISCELLANEOUS:** Scored the game-winning run in Wagner's 6-5 walk-off victory over top-seed Bryant (5/27) in the Northeast Conference (NEC) Tournament... **Before Wagner:** Attended Clearview Regional where he was a three-year varsity starter for the Pioneers under the direction of head coach Rocco Cornacchia... Was a two-time Tri-County Royal Division All-Conference selection as he earned First Team honors in 2014 and Second Team honors in 2015... Helped lead the Pioneers to a South Jersey Group IV Championship in 2014... Member of the National Honor Society... In 2014, he batted .286 (14-for-49) with four doubles, a triple and drove in 14 RBIs while scoring five runs... In 2015, he hit .283 (13-for-46) while drawing 21 walks and stealing five bases on the year... He went 4-for-4 against Gloucester Tech back on May 4 in which he scored two runs and drove four runs on the heels of two doubles... In his final season, the Mullica Hill product batted a career-best .368 in which he was 21-for-57 at the plate with 18 RBIs and three home runs... He posted seven multi-hit games with a three-hit performance against Highland on April 4 in which he went 3-for-4 with a RBI... He was also a member of the hockey team, in which the Pioneers won back-to-back titles in 2013 & 2014 while he garnered Breakout Player of the Year in 2013... Son of Mike and Jennifer Lauk... Born April 9, 1998... Has three siblings, Tyler, Kyle and twin brother Ryan, who will also be on the Wagner baseball team... His dad was a pitcher for Saint Joseph's back during the 1984 season...

2018 GAME-BY-GAME STATS

Date	Opponent	Pos	AB	R	H	RBI	2B	3B	HR	BB	HBP	SO	QDP	OB%	SF	SH	SB-ATT	PO	A	E	fld%
Feb 16	at N.C. Central	pr	0	0	0	0	0	0	0	0	0	0	0	0.000	0	0	0	0	0	0	0.000
Feb 18	at N.C. Central-1	of	0	0	0	0	0	0	0	0	0	0	0	0.000	0	0	0	0	0	0	0.000
Feb 24	at Coppin State	pr	0	1	0	0	0	0	0	0	0	0	0	0.000	0	0	0	0	0	0	0.000
Mar 04	at UCF	of	2	0	0	0	0	0	0	1	0	0	0	0.000	0	0	0	2	1	1	0.000
Mar 05	vs Virginia Tech	pr/df	3	0	0	0	0	0	0	0	0	0	0	0.000	0	0	0	2	1	0	0.000
Mar 10	at Stony Brook-1	of	1	0	0	0	0	0	0	0	0	0	0	0.000	0	0	1	0	0	0	0.000
Mar 10	at Stony Brook-2	pr/df	1	0	0	0	0	0	0	0	0	0	0	0.000	0	0	0	2	0	0	0.000
Mar 11	at Stony Brook	of	0	0	0	0	0	0	0	0	0	0	0	0.000	0	0	0	0	0	0	0.000
Mar 14	at Fordham	pr/df	2	2	1	0	0	0	0	0	0	0	0	0.400	0	0	0	0	2	0	1.000
Mar 16	at Saint Joseph's	of	4	0	0	0	0	0	0	1	0	0	0	0.000	0	0	0	1	1	0	0.777
Apr 06	MOUNT ST. MARYS-1	of	0	0	0	0	0	0	0	0	0	0	0	0.000	0	0	0	0	1	0	0.777
Apr 07	MOUNT ST. MARYS-2	of	1	0	0	0	0	0	0	0	0	0	0	0.000	0	0	0	0	0	0	0.711
Apr 11	at Rider	pr	0	1	0	0	0	0	0	0	0	0	0	0.000	0	0	0	0	0	0	0.711
Apr 29	FAIRLEIGH DICKINSON	of	3	0	0	0	0	0	0	1	0	0	0	0.000	0	0	0	0	1	0	0.659
May 05	at LIU Brooklyn-1	of	0	0	0	0	0	0	0	0	0	0	0	0.000	0	0	0	0	1	0	0.659
May 18	SACRED HEART-1	pr	0	0	0	0	0	0	0	0	0	0	0	0.000	0	0	0	0	0	0	0.659
Totals			17	4	1	0	0	0	0	3	1	0	1	0.294	0	0	1	5	10	1	0.659

Onbase pct. .210 • Slugging pct. .058

CAREER HIGHS

Hits	1 (6x), last @ Fordham (3/14/18)	Stolen Bases	1 @ Fordham (3/14/18)
Doubles	1 vs. Central Connecticut-2 (5/12/17)	Hit Streak	3 (4/29-5/2/17)
Triples	---		
Home Runs	---		
RBI	1 vs. Central Connecticut-2 (5/12/17)		
BB	1 (9x), last vs. Fairleigh Dickinson (4/29/18)		



OVERALL CAREER STATS

Year	avg	qp-gs	ab	r	h	2b	3b	hr	rbi	tb	slg%	bb	hbp	so	qdp	ob%	sf	sh	sb-att	po	a	e	fld%
2017	.179	24-4	28	9	5	1	0	0	1	6	.214	6	3	7	0	.378	0	0	0-0	12	1	2	.867
2018	.059	16-3	17	4	1	0	0	0	0	1	.059	3	0	5	1	.200	0	1	1-1	10	1	0	1.000
TOTAL	.133	40-7	45	13	6	1	0	0	1	7	.156	9	3	12	1	.316	0	1	1-1	22	2	2	.923

OVERALL CAREER CONFERENCE STATS

Year	avg	qp-gs	ab	r	h	2b	3b	hr	rbi	tb	slg%	bb	hbp	so	qdp	ob%	sf	sh	sb-att	po	a	e	fld%
2017	.188	11-2	16	4	3	1	0	0	1	4	.250	3	0	2	0	.316	0	0	0-0	7	0	0	1.000
2018	.000	5-1	4	0	0	0	0	0	0	0	.000	1	0	0	0	.200	0	0	0-0	3	0	0	1.000
TOTAL	.150	16-3	20	4	3	1	0	0	1	4	.200	4	0	2	0	.292	0	0	0-0	10	0	0	1.000



RYAN LAUK
 Junior | Mullica Hill, NJ | Clearview Regional
 Pitcher | Throws: Right | Bats: Right
 6-2 | 195 LBS



2018 GAME-BY-GAME STATS

2018: Did not compete in 2018 due to injury... **2017:** Made six appearances before missing the remainder of the season due to injury... Went 0-3 with a 12.19 ERA in 10.1 innings pitched... Made one start on the road at Delaware (3/9), going 2.0 innings... Struck out a total of five batters on the season, while posting a strikeout in five of the six outings he pitched... Pitched two scoreless innings at Towson (3/5) ... **CONFERENCE ONLY:** Appeared in one league contest... Threw 2.2 innings, giving up two runs (one earned) against Fairleigh Dickinson (3/24)... **Before Wagner:** Attended Clearview Regional where he was a three-year varsity starter for the Pioneers under the direction of head coach Rocco Cornacchia... Helped lead the Pioneers to a South Jersey Group IV Championship in 2014... Member of the National Honor Society... After posting a 1-1 record in 2014, he finished 2015 with a 2-2 mark in 26.2 innings... Pitched six or more innings on four occasions, lasting 7.0 innings against Highland back on April 27 in while he didn't allow an earned run... Two weeks earlier, he went 6.0 innings giving up an unearned run while striking out a season-high six batters... In his final season in 2016, he saw his production elevate, hurling 52.1 innings while allowing just ten earned runs on the season, striking out 55 batters and walking just 16 in posting a 5-2 overall record... Son of Mike and Jennifer Lauk... Born April 9, 1998... Has three siblings, Tyler, Kyle and twin brother Ryan, who will also be on the Wagner baseball team... His dad was a pitcher for Saint Joseph's back during the 1984 season..

CAREER HIGHS

Innings	2.2 vs. Fairleigh Dickinson-1 (3/24/17)
Strikeouts	1 (5x), last vs. Fairleigh Dickinson-1 (3/24/17)
Hits	6 @ Delaware (3/9/17)
Walks	4 @ Delaware (3/9/17)
Runs	8 @ Delaware (3/9/17)
Earned Runs	8 @ Delaware (3/9/17)



OVERALL CAREER STATS

Year	era	w-l	app	qs	cq	sho	sv	ip	h	r	er	bb	so	2b	3b	hr	bf	bavq	wp	hbp	bk	sfa	sha
2017	12.19	0-3	6	1	0	0/0	0	10.1	16	15	14	6	5	1	1	4	54	.364	0	2	0	0	2
TOTAL	12.19	0-3	6	1	0	0/0	0	10.1	16	15	14	6	5	1	1	4	54	.364	0	2	0	0	2

OVERALL CAREER CONFERENCE STATS

Year	era	w-l	app	qs	cq	sho	sv	ip	h	r	er	bb	so	2b	3b	hr	bf	bavq	wp	hbp	bk	sfa	sha
2017	3.38	0-1	1	0	0	0/0	0	2.2	3	2	1	1	1	0	0	0	12	.300	0	0	0	0	1
TOTAL	3.38	0-1	1	0	0	0/0	0	2.2	3	2	1	1	1	0	0	0	12	.300	0	0	0	0	1

THE SEAHAWKS



NICK LEPRE

Sophomore | Staten Island, NY | Monsignor Farrell
Pitcher | Throws: Right | Bats: Right
6-0 | 165 LBS

35

NEC Spring Academic Honor Roll (2018)

2018: Appeared in 19 contests out of the bullpen for the Seahawks... Posted a 1-0 overall record to go along with a 2.54 ERA... Recorded two saves on the year... Tossed 28.1 innings in which he struck out 16 batters while only allowing eight earned runs... Limited hitters to a miniscule .188 batting average... Tough against right-handers, as they were a combined .164 against him (11-for-67)... Made his collegiate debut at UCF (March 3), allowing a hit in a third of an inning... Notched a season-high three strikeouts (twice), with the last coming in a four inning relief appearance at La Salle (March 17)... Recorded the first of his two saves on the season at Rider (April 11), working a perfect ninth... Earned his second save in his next outing, on the road at Central Connecticut (April 14)... **CONFERENCE ONLY:** Made eight relief appearances... Went 1-0 with one save and pitched to the tune of a 1.80 ERA... In 10.0 innings of work, struck out seven batters while allowing just two earned runs and holding batters to a .176 batting average... Left-handed NEC batters were just .167 off him (2-for-12) while right-handers batted a collective .182 (4-for-22)... **Before Wagner:** Attended Monsignor Farrell and played four years (three at the varsity level) for head coach Bob Mulligan... In the classroom, was a four-time First Honors member while being a member of the National Honor Society in his senior season... On the mound, in his freshman season, made six starts, going 6-0 with a 0.84 ERA, allowing 15 hits with 40 strikeouts and allowing only three earned runs... Earned the CY Young Award... In his sophomore campaign, made eight starts, going 7-1 with a 2.40 ERA over 60.0 innings... Struck out 65 batters during the season, earning his second CY Young Award and leading Monsignor Farrell to its first-ever City Championship in the 52-year history... In 2016, his junior year, made eight starts going 8-0 with a 0.64 ERA, striking out 55 batters while allowing just four earned runs... Captured his third CY Young Award while being named to the All-County/Staten Island Advance All-Star as well as MSG Varsity All-City First Team and MSG Varsity All-Metro Team... In his final season, made nine starts, going 8-1 in 53.0 innings... Notched a 1.19 ERA while striking out 46 batters and leading Farrell to its second City Championship in a three-year span... Captured his fourth CY Young Award while being named All-County/Staten Island Advance All Star, MSG Varsity All-City First Team, New York State Sportswriters All-State First Team, Mayors Cup CHSAA All-Star Starting Team... Holds the record for most wins in Monsignor Farrell baseball history with 29... Born May 14, 1999... Son of Lisa and Marshall... Has one sibling, Jonathan... Has ties to the school as his uncle Michael and Christopher played for Wagner.

2018 GAME-BY-GAME STATS

Date	Opponent	IP	P	H	R	ER	BB	SO	2B	3B	HR	WP	HC	HBP	SHO	Saves	W-L	ERA	IP	
Mar 03	at UCF	0.1	1	0	0	0	0	0	0	0	0	0	0	0	0	0	0-0	0.00	0.1	
Mar 04	at UCF	0.2	2	4	4	2	1	0	0	0	0	1	0	0	0	0-12	0-0	36.00	23	
Mar 05	vs Virginia Tech	3.1	2	0	0	1	3	0	0	0	0	0	0	0	0	7-10	0-0	0.31	40	
Mar 10	at Stony Brook-1	1.0	1	0	0	1	0	1	0	0	0	0	0	0	0	14-6	0-0	6.75	22	
Mar 11	at Stony Brook	0.1	1	0	0	0	0	1	0	0	0	0	0	0	0	7-3	0-0	0.35	6	
Mar 14	at Fordham	2.0	1	0	0	0	1	0	0	0	0	0	0	0	0	10-7	0-0	4.70	32	
Mar 17	at La Salle	4.0	2	1	1	1	3	1	0	0	0	0	0	0	0	15-3	0-0	1.86	82	
Mar 25	BRYANT-2	1.0	0	0	0	0	0	0	0	0	0	0	0	0	0	1-3	0-0	3.55	7	
Mar 27	at St. John's	1.0	0	0	0	0	0	0	0	0	0	0	0	0	0	1-3	0-0	3.29	11	
Mar 29	at Sacred Heart	1.2	0	0	0	0	2	0	0	0	0	0	0	0	0	14-3	0-0	2.65	34	
Mar 31	at Sacred Heart	0.0	2	0	0	0	0	0	0	0	0	0	0	0	0	14-7	0-0	2.83	5	
Apr 06	MOUNT ST. MARYS-1	1.2	2	0	0	1	1	0	0	0	0	0	0	0	0	7-6	0-0	2.65	34	
Apr 11	at Rider	1.0	0	0	0	0	1	0	0	0	0	0	0	0	0	4-3	0-0	2.50	7	
Apr 14	at Central Connecticut-	1.0	0	0	0	0	1	0	0	0	0	0	0	0	0	6-4	0-0	2.37	-	
Apr 22	at Villanova	0.2	0	0	0	1	0	0	0	0	0	0	0	0	0	8-5	0-0	2.29	10	
May 04	at LIU Brooklyn	0.2	1	2	2	1	0	0	0	0	0	1	0	0	0	7-8	0-0	3.10	16	
May 06	at LIU Brooklyn	1.2	1	0	0	1	2	0	0	0	0	0	0	0	0	3-7	0-0	2.86	-	
May 18	SACRED HEART-1	2.1	0	0	0	0	1	0	0	0	0	0	0	0	0	5-4	1-0	2.59	29	
May 26	vs LIU	4.0	3	1	1	1	0	1	0	0	1	1	0	0	0	5-0	1-0	2.54	46	
Totals		0	28.1	19	8	8	10	16	4	0	1	2	2	2	0	134-120	1-0	2	2.54	-

CAREER HIGHS

Innings 4.0 (2x), last vs. LIU Brooklyn (5/26/18)
Strikeouts 3 (2x), last @ La Salle (3/17/18)
Hits 3 vs. LIU Brooklyn (5/26/18)
Walks 2 @ UCF (3/4/18)
Runs 4 @ UCF (3/4/18)
Earned Runs 4 @ UCF (3/4/18)



OVERALL CAREER STATS

Year	era	w-l	app	qs	cq	sho	sv	ip	h	r	er	bb	so	2b	3b	hr	bf	bavg	wp	hbp	bk	sfa	sha
2018	2.54	1-0	19	0	0	0/0	2	28.1	19	8	8	10	16	4	0	1	114	.188	2	2	2	1	0
TOTAL	2.54	1-0	19	0	0	0/0	2	28.1	19	8	8	10	16	4	0	1	114	.188	2	2	2	1	0

OVERALL CAREER CONFERENCE STATS

Year	era	w-l	app	qs	cq	sho	sv	ip	h	r	er	bb	so	2b	3b	hr	bf	bavg	wp	hbp	bk	sfa	sha
2018	1.80	1-0	8	0	0	0/0	1	10.0	6	2	2	3	7	0	0	1	39	.176	0	2	0	0	0
TOTAL	1.80	1-0	8	0	0	0/0	1	10.0	6	2	2	3	7	0	0	1	39	.176	0	2	0	0	0



ERIC LIGDA

Senior | West Grove, PA | Avon Grove | Arizona Western College
 Pitcher | Throws: Right | Bats: Right
 6-5 | 200 LBS



All-NEC Tournament Team (2018)
NEC Pitcher of the Week (May 21, 2018)

2018: Made 15 starts in his first season at Wagner... Went 7-2 with a 3.89 ERA... The seven victories tied for second on the squad (with Nick Robino) and second in the conference... In 88.0 (team-high) innings, struck out 60 batters (ranked 8th in the NEC) while limiting batters to a .250 batting average (Third best in the league)... Made his Seahawk debut at North Carolina Central (February 18)... Pitched a complete-game shutout (seven innings) against Coppin State (February 24)... Struck out a season-high seven on the road against Saint Joseph's (March 16)... Went three straight starts without allowing an earned run (May 11, May 17, May 24)... Struck out five or batters seven times during the year... **CONFERENCE ONLY:** Made eight starts while posting a 3-1 record with a 4.74 ERA... In 49.1 innings, struck out 30 batters... When facing league batters with no runners on, he held them to a .188 batting average (22-for-117)... Struck out five batters on four occasions during league action... **2017 Sophomore Season (Arizona Western College | Junior College):** Pitched in 19 games while earning the start in 17 contests... Posted an 11-5 overall record with a 2.06 ERA in 109.0 innings pitched... Struck out 87 batters on the season while posting a 2.35-to-1 strikeout to walk ratio... His 11 wins were tied for the team lead and tied for seventh in the NJCAA... Led the entire NJCAA with his 109.0 innings... His ERA was among the top-30 in the country... Struck out five or batters in ten games, while posting a season-high 10 punchouts at Cochise (4/18), in which he went 7.0 innings, allowing one walk in the 4-2 victory... **2016 Freshman Season (Millersville Marauders | NCAA Division II):** Made seven appearances, totaling 7.1 innings... Didn't allow a run in four appearances... Opened the season with consecutive scoreless innings against Pitt-Johnstown and Saint Rose... Struck out a career-high four batters in one inning against Lincoln (4/19)... Threw 0.2 of an inning in a 15-8 victory over East Stroudsburg in the Pennsylvania State Athletic Conference (PSAC) Tournament... Was part of the pitching staff that clinched the PSAC East Championship along with the NCAA Atlantic Regional Championship... Division II World Series Runner-Ups after finishing the year with a 53-7 overall record and a 25-3 PSAC East mark... **2015 Freshman Season (Millersville Marauders | NCAA Division II):** Did not play... Received a redshirt during his first season with the team... **Before Wagner:** Attended Avon Grove High School in West Grove, PA... Was a three-sport athlete, in which he pitched for Dave Whitcraft, golfed and was a member of the Red Devils basketball team, under head coach Jesse Drelick... Born December 4, 1995... Son of Susan and Craig... Has one sibling, Olivia... His uncle, Bob, played baseball and football at Butler University and still holds the Bulldogs record for longest field goal at 57 yards, in which he did so against St. Joseph's back on October 16, 1976.

2018 GAME-BY-GAME STATS

Date	Opponent	IP	P	H	R	ER	BB	SO	2B	3B	HR	WP	HC	HBP	SB	CS	W-L	ERA	IP	
Feb 18	at N.C. Central-1	7.0	2	0	0	1	6	0	0	0	0	1	0	0	0	0	0-1	15.43	64	
Feb 24	at Coppin State-2	5.1	8	2	2	4	2	0	0	0	0	2	0	0	0	0	0-10	1.1	0	
Mar 05	at UNC	6.0	5	2	2	0	4	1	0	0	0	0	0	0	0	0	7-2	2.1	0	
Mar 10	at Stony Brook-2	8.1	4	1	1	5	7	2	0	0	1	1	2	0	0	0	11-1	3.1	0	
Mar 16	at Saint Joseph's	5.0	7	6	6	4	5	2	0	0	1	0	0	0	0	0	8-6	3.1	0	
Mar 24	BRYANT	6.1	8	5	5	3	5	3	0	0	0	1	1	0	0	0	7-6	4.1	0	
Mar 30	at Sacred Heart	5.2	5	2	2	3	2	0	0	0	0	0	0	0	0	0	8-4	4.1	0	
Apr 06	MOUNT ST. MARYS-1	8.1	8	5	5	3	5	3	0	0	0	1	1	0	0	0	7-6	4.1	0	
Apr 13	at Central Connecticut	8.0	9	6	6	2	2	2	0	0	0	0	1	0	0	0	3-7	4.2	0	
Apr 20	at Villanova	5.0	8	3	3	2	6	2	0	0	0	0	0	0	0	0	8-7	5.2	0	
Apr 27	FAIRLEIGH DICKINSON	8.0	6	3	3	1	5	2	0	0	0	0	0	0	0	0	7-3	6.2	0	
May 04	at LIU Brooklyn	5.1	5	4	4	1	5	0	0	0	0	0	0	0	0	0	7-6	6.2	0	
May 11	at Bryant	7.0	4	1	0	3	1	0	0	0	0	0	0	0	0	0	1-2	8.2	0	
May 17	SACRED HEART	6.0	1	0	0	1	4	0	0	0	0	0	0	0	0	0	4-1	7.2	0	
May 24	at LIU	6.2	4	0	0	3	3	0	0	0	0	0	0	0	0	0	1-2	7.2	0	
Totals		15	88.0	80	42	38	34	60	17	0	3	1	2	16	1	93-71	7-2	0	3.89	-

CAREER HIGHS

Innings	8.0 vs. Fairleigh Dickinson (4/27/18)
Strikeouts	7 @ Saint Joseph's (3/16/18)
Hits	9 @ Central Connecticut (4/13/18)
Walks	5 @ Saint Joseph's (3/16/18)
Runs	7 @ N.C. Central-1 (2/18/18)
Earned Runs	6 (2x), last @ Central Connecticut (4/13/18)



OVERALL CAREER STATS

Year	era	w-l	app	gs	cq	sho	sv	ip	h	r	er	bb	so	2b	3b	hr	bf	bavg	wp	hbp	bk	sfa	sha
2018	3.89	7-2	15	15	1	1/0	0	88.0	80	42	38	34	60	17	0	3	377	.250	1	16	2	4	3
TOTAL	3.89	7-2	15	15	1	1/0	0	88.0	80	42	38	34	60	17	0	3	377	.250	1	16	2	4	3

OVERALL CAREER CONFERENCE STATS

Year	era	w-l	app	gs	cq	sho	sv	ip	h	r	er	bb	so	2b	3b	hr	bf	bavg	wp	hbp	bk	sfa	sha
2018	4.74	3-1	8	8	0	0/0	0	49.1	45	27	26	17	30	11	0	1	207	.249	0	4	1	3	2
TOTAL	4.74	3-1	8	8	0	0/0	0	49.1	45	27	26	17	30	11	0	1	207	.249	0	4	1	3	2

THE SEAHAWKS



EMIL MATTI

Sophomore | Parsippany, NJ | Parsippany
OF | Throws: Right | Bats: Right
5-9 | 165 LBS

42

2018: Played in 16 games while earning the starting nod in five contests... Batted .105 for the season... Posted an OPS of .397... Made his collegiate debut on the road at North Carolina Central (February 18)... Recorded his first collegiate hit on the road at Stetson (March 7) where he finished 1-for-3... Stole two bases during the season, the first at Stony Brook (March 10) and the second on the road at LIU Brooklyn (May 5)... **CONFERENCE ONLY:** Made six appearances while earning the start twice... Batted .143 during league action... **Before Wagner:** Four-year member of the Parsippany High School baseball team under the guidance of head coach Ken Dobkin... In 2014, named to the Northwest Jersey Athletic Conference (NJAC) Honorable Mention squad after hitting .291 with 27 hits... In 2015, was named a First-Team All-Conference player after batting .365 with 29 hits... In 2016, named to the First Team All-Group 2 after batting .391 and adding 36 hits in leading the Redhawks to the 2016 Group 2, Section 2 championship... In the classroom, was named to the honor roll his junior season... Was a two-sport athlete, as he played three seasons under head coach Jeff Principe... Born July 12, 1999... Son of Maritza and Ramon... Has one sibling, Andrew..

2018 GAME-BY-GAME STATS

Date	Opponent	Pos	AB	R	H	HR	RBI	BB	HBP	SO	GO	PO	DP	SAF	SAU	ST	WCF	K	PO	A	E	OPS	
Feb 18	at N.C. Central-1	of	1	0	0	0	0	0	0	0	0	0	0	0	0	0	0	0	0	0	0	0	.000
Mar 04	at UCF	ph	1	0	0	0	0	0	0	0	0	0	0	0	0	0	0	0	0	0	0	0	.000
Mar 05	vs Virginia Tech	of	1	0	0	0	0	0	0	0	0	0	0	0	0	0	0	0	0	0	0	0	.000
Mar 07	at Stetson	of	3	0	1	0	0	0	0	0	0	0	0	0	0	0	0	0	1	2	0	0	.167
Mar 10	at Stony Brook-1	of	4	0	0	0	0	0	0	0	0	0	0	0	0	0	0	0	0	0	0	0	.100
Mar 10	at Stony Brook-2	of	0	0	0	0	0	0	0	0	0	0	0	0	0	0	0	0	0	0	0	0	.100
Mar 14	at Fordham	pr	0	1	0	0	0	0	0	0	0	0	0	0	0	0	0	0	0	0	0	0	.100
Mar 27	at St. John's	pr	0	0	0	0	0	0	0	0	0	0	0	0	0	0	0	0	0	0	0	0	.100
Mar 29	at Sacred Heart	ph/of	1	0	0	0	0	0	0	0	0	0	0	0	0	0	0	0	0	0	0	0	.081
Mar 31	at Sacred Heart	ph	1	0	0	0	0	0	0	0	0	0	0	0	0	0	0	0	0	0	0	0	.083
Apr 06	MICHIGAN ST. MANTYS-1	ph/of	0	0	0	0	0	0	0	0	0	0	0	0	0	0	0	0	0	0	0	0	.085
Apr 11	at Rider	ph/df	2	0	0	0	0	0	0	0	0	0	0	0	0	0	0	0	0	0	0	0	.071
May 05	at LIU Brooklyn-1	of	0	0	0	0	0	0	0	0	0	0	0	0	0	0	0	0	0	0	0	0	.071
May 05	at LIU Brooklyn-2	of	1	0	0	0	0	0	0	1	1	1	0	0	0	0	0	0	0	0	0	0	.067
May 06	at LIU Brooklyn	of	4	0	1	0	0	0	0	0	0	0	0	0	0	0	0	0	1	4	0	0	.105
May 24	vs LIU	pr	0	0	0	0	0	0	0	0	0	0	0	0	0	0	0	0	0	0	0	0	.105
Total		Sp	19	1	2	0	0	0	0	4	2	3	1	0	0	1	3	14	0	0	0	0	.105

Conference: 292 - Stetson: 105

CAREER HIGHS

Hits	1 (2x), last @ LIU Brooklyn (5/6/18)	Stolen Bases	1 (2x), last @ LIU Brooklyn-2 (5/5/18)
Doubles	---	Hit Streak	1 (3/7-to-3/10)
Triples	---		
Home Runs	---		
RBI	---		
BB	2 vs. Virginia Tech (3/6/18)		



OVERALL CAREER STATS

Year	avg	gp-gs	ab	r	h	2b	3b	hr	rbi	tb	slg%	bb	hbp	so	gdp	ob%	sf	sh	sb-att	po	a	e	fld%
2018	.105	16-5	19	1	2	0	0	0	0	2	.105	4	1	3	1	.292	0	0	2-5	14	0	0	1.000
TOTAL	.105	16-5	19	1	2	0	0	0	0	2	.105	4	1	3	1	.292	0	0	2-5	14	0	0	1.000

OVERALL CAREER CONFERENCE STATS

Year	avg	gp-gs	ab	r	h	2b	3b	hr	rbi	tb	slg%	bb	hbp	so	gdp	ob%	sf	sh	sb-att	po	a	e	fld%
2018	.143	6-2	7	0	1	0	0	0	0	1	.143	1	1	1	1	.333	0	0	1-3	9	0	0	1.000
TOTAL	.143	6-2	7	0	1	0	0	0	0	1	.143	1	1	1	1	.333	0	0	1-3	9	0	0	1.000




QUINN MIMNAUGH
Freshman | Hoover, AL | John Carroll Catholic
INF | Throws: Right | Bats: Right
5-10 | 185 LBS



2018 GAME-BY-GAME STATS

CAREER HIGHS



Before Wagner: Attended John Catholic High School... Did a post-grad year at Millbrook School... Played four-years of varsity baseball at John Carroll and a year at Millbrook... Also was a part of the basketball program as well... His freshman season, was named Rookie of the Year... His sophomore year was named the Charlie Hustle Player of the Year... His junior year, led the state of Alabama in double plays turned... Batted cumulative .354 in high school and lead John Carroll all four years in stolen bases... Has one sibling, Kylie... His father, Tom, played football at the University of Maine... During his time at John Carroll, he worked every summer at Habitat for Humanity... Has traveled to over 30 different countries and three continents, which included climbing Mt. Etna in Sicily.

OVERALL CAREER STATS

OVERALL CAREER CONFERENCE STATS

THE SEAHAWKS



DOUGLAS MOLNAR

Senior | Toms River, NJ | Toms River North
Pitcher | Throws: Right | Bats: Right
5-11 | 210 LBS

31

NEC Spring Academic Honor Roll (2016, 2017, 2018)
ECAC President's Honor Roll (2018)

2018: Made one relief appearance at North Carolina Central (February 16), tossing 2.1 innings before missing the remainder of the 2018 season due to injury... **2017:** Appeared in 19 games out of the bullpen for the Seahawks in 2017... Posted a 3-4 record with a save and a 4.63 ERA... Hurlled 44.2 innings of work, striking out 18 batters on the year... Worked a season-high six innings of relief against LIU Brooklyn (4/29)... Earned his first save of the year against Bryant (4/7), working three scoreless frames while giving up a hit and striking out a batter... Struck out a season-high four batters at home against Fairleigh Dickinson (3/24)... **CONFERENCE ONLY:** Threw 30.1 innings in relief during league play, posting a 2-2 record with a 4.45 ERA... Struck out 11 batters out of the pen during conference play... **MISCELLANEOUS:** Named to the 2017 Northeast Conference (NEC) Spring Academic Honor Roll... **2016:** Appeared in ten games for the Seahawks, making one start... Posted a 1-1 overall record with a 5.40 ERA while tossing 20.0 innings.. In his lone start of the season against Seton Hall (4/6), he scattered five hits over 3.1 innings of work, allowing three earned runs with three walks and a strikeout... In nine appearances out of the pen, he went 1-0 with a 4.86 ERA and a save to his credit... In 16.2 innings of work in relief, he struck out six batters and yielded just two free passes... With two outs, he limited the opposing batters to just a .125 average (1-for-8) in NEC-only contests... Recorded his first collegiate save against Central Connecticut (4/1)... Named to the 2016 Spring NEC Academic Honor Roll... **Before Wagner:** Played for Toms River High School North under head coach Andrew Pagano... Graduated with a weighted GPA of 4.25 while being inducted into the National Society of High School Scholars... During his high school career, he volunteered at a local hospital, Community Medial Center... Was a member of the science club, key club, and participated in charitable events to assist various causes... On the field, spent three seasons with the Mariners... Were Ocean County and Shore Conference Tournament champions in his sophomore season... In his junior & senior year, earned Best Pitcher as voted on by his teammates while being recognized as Pitcher of the Week based on this vote by the Shore Sports Network... During his third season, he posted a 1.17 ERA while posting the best overall record amongst all the juniors on the pitching staff... A year later, he played on the A South All-Star team while being recognized on the Coaches All-Division Team A South... Named team captain, helped guide the squad to the A South championship and finished with a 2.13 ERA while concluding his high school career with a 1.65 ERA... Played summer ball for the New Jersey 9ers under Rob Maida, helping the team win the Northeast Qualifier and a regional championship... Listed as Top High School prospect by the Perfect Game and received Preseason Underclass All-American Honorable Mention... Before enrolling this fall at Wagner, played summer baseball for Wall Angeles under Frank Collazo... Son of Tara and Gary... Has a younger sister, Katelyn... Born December 15, 1996.

2018 GAME-BY-GAME STATS

Date	Opponent	IP	R	H	R	ER	BB	SO	2B	3B	HR	WP	HC	HBP	BS	CS	W-L	ERA	IP
Feb 16	at N.C. Central	2.1	4	2	2	0	1	0	0	0	1	0	0	0	0	0	0-0	7.71	31
Totals		0	2-1	4	2	2	0	1	0	0	1	0	0	0	0	0	0-0	7.71	31

CAREER HIGHS

Innings	6.0 vs. LIU Brooklyn-2 (4/29/17)
Strikeouts	4 vs. Fairleigh Dickinson-1 (3/24/17)
Hits	6 (4x), last vs. Central Connecticut-2 (5/12/17)
Walks	3 @ Seton Hall (4/6/16)
Runs	5 vs. Central Connecticut-2 (5/12/17)
Earned Runs	5 vs. Central Connecticut-2 (5/12/17)



OVERALL CAREER STATS

Year	era	w-l	app	qs	cq	sho	sv	ip	h	r	er	bb	so	2b	3b	hr	bf	bavg	wp	hbp	bk	sfa	sha
2016	5.40	1-1	10	1	0	0/0	1	20.0	29	15	12	5	7	7	1	0	93	.337	0	1	0	0	1
2017	4.63	3-4	19	0	0	0/0	1	44.2	54	26	23	12	18	12	0	2	201	.312	1	7	1	4	5
2018	7.71	0-0	1	0	0	0/0	0	2.1	4	2	2	0	1	0	0	1	10	.400	0	0	0	0	0
TOTAL	4.97	4-5	30	1	0	0/0	2	67.0	87	43	37	17	26	19	1	3	304	.323	1	8	1	4	6

OVERALL CAREER CONFERENCE STATS

Year	era	w-l	app	qs	cq	sho	sv	ip	h	r	er	bb	so	2b	3b	hr	bf	bavg	wp	hbp	bk	sfa	sha
2016	5.14	0-0	3	0	0	0/0	1	7.0	9	4	4	0	1	2	0	0	29	.321	0	0	0	0	1
2017	4.45	2-2	11	0	0	0/0	1	30.1	37	16	15	6	11	8	0	2	134	.311	0	4	1	2	3
TOTAL	4.58	2-2	14	0	0	0/0	2	37.1	46	20	19	6	12	10	0	2	163	.313	0	4	1	2	4



THE SEAHAWKS



MIKE PIRROTTA

Sophomore | Howell, NJ | Freehold Township
Pitcher | Throws: Right | Bats: Right
6-4 | 205 LBS



NEC Pitcher of the Week (April 9, 2018)

2018: Appeared in 12 games out of the bullpen to go along with one start in his first season at Wagner... Finished the year with a 1-0 record with a 4.58 ERA and a save in 19.2 innings of work... Struck out 12 batters on the season... Tough against right-handed batters, limiting them to a .220 batting average (13-for-59)... Difficult with two outs, holding the opposition to a .208 clip (5-for-24)... Made his collegiate debut at North Carolina Central (February 18), lasting two-thirds of an inning.... Made his lone start of the season at Seton Hall (April 4), throwing three innings of one-run ball, allowing two hits and striking out a season-high three batters... Earned his first collegiate save in his next appearance against Mount St. Mary's, firing off three scoreless frames with three strikeouts in preserving a 9-3 victory... **CONFERENCE ONLY:** Made six relief appearances in NEC play, posting a 4.22 ERA with the one save... Tossed a total of 10.2 innings of work, to go along with nine strikeouts in conference tilts... Batters went just 1-for-12 against him with two outs (.083 batting average)... **Before Wagner:** Attended Freehold Township High School in which he played three years of baseball and one year of basketball... In his sophomore year, posted a 4-1 record on the mound with a 2.80 ERA in 44.0 innings pitched... His junior season, went 0-2 with a 3.20 ERA in 48 innings... His final year at Freehold, went 4-3 with a 1.42 ERA in 39.0 innings thrown... Awarded the Freehold Township High School Male Sportsmanship of the Year (Senior Year) ... Jersey Shore A North Conference Pitcher of the Year (Senior Year) ... Team MVP... Named to the Second Team All-Shore (Senior Year)... Born August 16, 1999... Son of Donna and Ross... Has two siblings, Emily and Amanda... Has ties to the school as his mom was a member of the softball program (1981-1985) while his father played on the baseball team (1982-1986)..

2018 GAME-BY-GAME STATS

Date	Opponent	IP	R	H	ER	BB	SO	2B	3B	HR	WP	HC	HBP	BS	Sho	W-L	ERA	IP
Feb 18	at N.C. Central-2	0.2	0	2	2	2	0	0	0	0	0	0	0	0	0	0-0	4.11	0
Feb 27	at Rutgers	0.0	0	0	0	0	0	0	0	0	0	0	0	0	0	0-0	0	27.00
Mar 27	at St. John's	1.2	0	0	0	3	0	0	0	0	0	0	0	0	0	0-0	0	7.71
Mar 31	at Sacred Heart	1.0	0	0	0	1	2	0	0	0	0	0	0	0	0	0-0	0	14.7
Apr 04	at Seton Hall	3.0	2	1	0	2	3	0	0	0	1	0	0	0	0	1-0	0	2.04
Apr 07	MOUNT ST. MARY'S-2	3.0	0	0	0	1	3	0	0	0	0	0	0	0	0	1-0	1	1.93
Apr 11	at Rider	1.0	3	1	1	1	0	1	0	0	1	0	0	0	0	0-0	0	4.5
Apr 13	at Central Connecticut	2.0	1	1	1	3	1	0	0	0	0	0	0	0	0	1-0	1	2.92
Apr 15	at Central Connecticut	1.1	2	1	1	0	1	0	0	0	0	0	0	0	0	0-0	0	6.7
Apr 20	at Villanova	2.2	2	2	2	1	0	1	0	0	1	0	0	0	0	0-0	0	8.7
May 06	at LIU Brooklyn	1.0	3	2	1	1	0	0	0	0	0	0	0	0	0	0-0	0	5.7
May 18	SACRED HEART-1	2.1	4	1	1	2	1	1	0	0	0	0	0	0	1	1-0	1	4.58
Totals		1	10.2	11	10	17	12	3	0	1	4	0	0	2	05-71	1-0	1	4.58

CAREER HIGHS

- Innings: 3.0 (2x), last vs. Mount St. Mary's-2 (4/7/18)
- Strikeouts: 3 (2x), last vs. Mount St. Mary's-2 (4/7/18)
- Hits: 4 vs. Sacred Heart-1 (5/18/18)
- Walks: 3 (2x), last @ Central Connecticut (4/13/18)
- Runs: 2 (3x), last @ LIU Brooklyn (5/6/18)
- Earned Runs: 2 (3x), last @ LIU Brooklyn (5/6/18)



OVERALL CAREER STATS

Year	era	w-l	app	qs	cq	sho	sv	ip	h	r	er	bb	so	2b	3b	hr	bf	bavq	wp	hbp	bk	sfa	sha
2018	4.58	1-0	12	1	0	0/0	1	19.2	19	11	10	17	12	3	0	1	93	.257	4	0	0	0	2
TOTAL	4.58	1-0	12	1	0	0/0	1	19.2	19	11	10	17	12	3	0	1	93	.257	4	0	0	0	2

OVERALL CAREER CONFERENCE STATS

Year	era	w-l	app	qs	cq	sho	sv	ip	h	r	er	bb	so	2b	3b	hr	bf	bavq	wp	hbp	bk	sfa	sha
2018	4.22	0-0	6	0	0	0/0	1	10.2	10	5	5	8	9	1	0	1	48	.263	1	0	0	0	2
TOTAL	4.22	0-0	6	0	0	0/0	1	10.2	10	5	5	8	9	1	0	1	48	.263	1	0	0	0	2



NICK ROBINO

Junior | Wilmington, DE | Salesianum School
 Pitcher | Throws: Right | Bats: Right
 5-10 | 175 LBS



All-ECAC (Second Team, 2018)
 All-NEC (First Team, 2018)

2018: Made 25 appearances out of the bullpen... Posted a 7-4 overall record with 3.09 ERA to go along with a team-high seven saves (Tied with former Seahawk, Chris Pariseau, who also had seven saves back in 2000)... In 46.2 innings, struck out 56 batters while yielding just 25 walks (2.24-to-1 strikeout-to-walk ratio) while limiting opposing batters to a .206 batting average... Tough on left-handed batters, allowing lefties to hit just .130 on the season (6-for-46) while equally strong with two outs, as the opposition was limited to a .145 batting average... Longest outing of the season came at Coppin State (2/24/18), as he pitched four innings of one-run ball, giving up one hit, walking four and striking out a season-high six batters... **CONFERENCE ONLY:** Went 2-2 in league-only contests with a 3.14 ERA to go along with five saves... In 23.0 innings, struck out 17 batters with just nine walks while opponents hit just .216 off him... Limited NEC rightsies to a .205 batting average (8-for-39)... With runners on, batters connected on just a .192 clip (5-for-26)... **2017:** Appeared in 19 games, all in relief, for the Seahawks in 2017... Posted an 0-2 record with a 4.71 ERA in 21.0 innings... Made his collegiate debut at Nicholls (2/25), tossing 0.2 innings... Threw a season-high three innings on the road at Rider (4/12) ... Allowed two or fewer hits in 14 of his 19 appearances... Struck out a career-high three batters against Sacred Heart (5/27), when he threw 2.2 innings... **CONFERENCE ONLY:** Made eight appearances during the conference season... Went 0-1 in 7.2 innings... Recorded at least one strikeout in eight of the nine relief appearances... **Before Wagner:** Attended Salesianum High School in Wilmington, DE... He is the third player under head coach Jim Carone to be recruited from the Sals program, joining former Seahawk John Lynn ('16) and current infielder Sean Mazzio ('18)... Named to the Delaware High School All-State Baseball Second Team at the conclusion of the 2016 season... Son of Valerie and Charles Robino... Has two siblings, Charles Jr., and Kendal... Born May 10, 1997.

2018 GAME-BY-GAME STATS

Date	Opponent	IP	P	H	R	ER	BB	SO	2B	3B	HR	WP	HC	HBP	BS	Team	W-L	SV	ERA	IP
Feb 16	at N.C. Central	1.1	3	1	1	1	0	2	0	0	0	0	0	0	0	7-8	1-0	0	6.75	31
Feb 18	at N.C. Central-2	3.1	3	3	3	2	3	1	0	0	0	0	0	0	0	4-10	1-0	0	7.71	48
Feb 24	at Coppin State	4.0	1	1	0	4	6	0	0	0	0	1	0	0	0	3-2	2-0	0	4.15	71
Mar 02	at UCF	3.1	1	2	2	2	4	0	0	0	0	0	0	1	0	3-6	2-1	0	4.50	50
Mar 07	at Babson	2.0	1	2	2	1	3	0	0	0	1	0	0	2	0	0-10	2-1	0	5.14	42
Mar 10	at Stony Brook-1	2.0	1	0	0	0	1	0	0	0	0	0	0	0	0	14-6	2-1	0	4.50	24
Mar 11	at Stony Brook	1.2	0	0	0	1	2	0	0	0	0	0	0	0	0	7-3	2-1	0	4.08	25
Mar 14	at Fordham	2.0	2	1	1	1	3	1	0	0	0	0	0	0	0	10-7	3-1	0	4.12	34
Mar 19	at Villanova	2.2	5	3	2	1	5	0	0	0	0	1	0	1	0	6-4	3-1	0	4.43	57
Mar 24	BRYANT-1	1.1	0	0	0	0	1	0	0	0	0	0	0	1	0	8-6	3-1	1	4.18	15
Mar 25	BRYANT-1	1.0	1	0	0	0	0	0	0	0	0	0	0	0	0	3-2	3-1	2	4.01	14
Mar 30	at Sacred Heart	3.1	2	2	1	2	2	0	0	0	0	3	0	0	0	9-4	3-1	2	3.86	65
Apr 04	at Babson Hall	1.0	1	0	0	0	3	1	0	0	1	0	0	0	0	4-2	3-1	3	3.72	17
Apr 06	MOUNT ST. MARY'S-1	1.0	1	1	1	0	1	0	0	1	0	0	0	0	0	7-6	4-1	3	3.90	19
Apr 07	MOUNT ST. MARY'S-1	1.0	0	0	0	0	1	0	0	0	0	0	0	0	0	2-1	4-1	4	3.77	16
Apr 11	at Rider	2.0	2	0	0	1	1	1	0	0	0	0	0	0	0	4-3	5-1	4	3.55	29
Apr 14	at Central Connecticut	1.0	0	0	0	0	3	0	0	0	0	0	0	0	0	5-2	5-1	5	3.44	-
Apr 15	at Central Connecticut	1.1	4	2	1	1	4	0	0	0	0	0	1	0	0	6-7	5-2	5	3.57	-
Apr 20	at Villanova	1.0	0	0	0	1	1	0	0	0	0	0	0	0	0	6-7	5-2	6	3.47	14
Apr 22	at Villanova	2.2	0	0	0	1	3	0	0	0	0	0	1	0	0	6-5	6-2	6	3.23	36
Apr 29	FAIRLEIGH DICKINSON	0.2	1	0	0	0	1	0	0	0	0	0	0	0	0	6-3	6-2	7	3.18	11
May 04	at LIU Brooklyn	2.0	2	2	2	5	2	0	0	0	0	2	0	0	0	7-8	6-3	7	3.46	58
May 12	at Bryant	1.2	0	0	0	1	2	0	0	0	0	0	1	0	0	4-2	7-3	7	3.52	26
May 24	vs LIU	2.1	2	2	0	1	2	0	0	0	0	0	0	0	0	1-2	7-4	7	3.15	43
May 26	vs Bryant	1.0	0	0	0	0	0	0	0	0	0	0	0	0	0	6-1	7-4	7	3.09	6
Totals		0	46.2	33	22	16	25	56	4	0	3	7	0	11	0	142-115	7-4	7	3.09	-

CAREER HIGHS

Innings	4.0 @ Coppin State (2/24/18)
Strikeouts	6 @ Coppin State (2/24/18)
Hits	5 @ Villanova (3/18/18)
Walks	5 @ LIU Brooklyn (5/4/18)
Runs	5 (2x), last @ Mount St. Mary's-1 (5/19/17)
Earned Runs	5 @ Mount St. Mary's-1 (5/19/17)



OVERALL CAREER STATS

Year	era	w-l	app	qs	cq	sho	sv	ip	h	r	er	bb	so	2b	3b	hr	bf	bavg	wp	hbp	bk	sfa	sha
2017	4.71	0-2	19	0	0	0/1	1	21.0	29	22	11	24	19	4	0	3	121	.326	3	1	1	3	4
2018	3.09	7-4	25	0	0	0/0	7	46.2	33	22	16	25	56	4	0	3	208	.206	7	11	0	2	10
TOTAL	3.59	7-6	44	0	0	0/1	8	67.2	62	44	27	49	75	8	0	6	329	.249	10	12	1	5	14

OVERALL CAREER CONFERENCE STATS

Year	era	w-l	app	qs	cq	sho	sv	ip	h	r	er	bb	so	2b	3b	hr	bf	bavg	wp	hbp	bk	sfa	sha
2017	7.04	0-1	8	0	0	0/1	1	7.2	9	7	6	8	8	1	0	1	40	.310	0	0	0	1	2
2018	3.14	2-2	10	0	0	0/0	5	14.1	11	7	5	9	17	0	0	1	69	.216	3	5	0	1	3
TOTAL	4.50	2-3	18	0	0	0/1	6	22.0	20	14	11	17	25	1	0	2	109	.250	3	5	0	2	5

THE SEAHAWKS



MIKE RUGGIERO

Sophomore | Smithtown, NY | Smithtown HS East
 INF | Throws: Right | Bats: Right
 6-1 | 170 LBS



2018: Appeared in three games in 2018... Made his collegiate debut on February 18 at North Carolina Central, coming in as a defensive replacement at shortstop... Had two at-bats on the season... Came on in relief at UCF (3/4/18), working one-third of an inning, giving up a run and a hit in his only outing of the bullpen on the season. **CONFERENCE ONLY:** Did not appear in any conference games in 2018... **Before Wagner:**

Was a two-sport athlete at Smithtown High School East... Played two years of varsity baseball for coach Ken Klee... Was a three-year varsity member of the Bulls volleyball team, playing under head coach Ray Preston... In his junior year, was a League 3 All-League Player... All-Suffolk County league selection... Batted .342 with 15 RBIs... In his senior season, was named team captain... Batted .308 with 18 RBIs... Tied for first-place on the all-time career wins' list at Smithtown High School East... Became the first player from Smithtown High School East to win an All-County Award for Suffolk County in 11th and 12th grade... Was named the 2017 Most Valuable Player from the Smithtown High School East Booster Club... Ranked in the top-20 Blue Chip Prospects of the 2017 graduating class... All-League 3 Pitcher honoree... Selected as one of 25 players for the Long Island Grand Slam Challenge All-Star Game in Suffolk County... Named to the 2017 All-State Baseball Honor for New York State, one of the top players selected in NYS... On the volleyball court, he was a varsity starter for three years... In tenth grade, was a League 1 All-League Honorable Mention... In 11th grade, recognized as one of the top players in the league after being named League 1 All-League player... In his final year, named team captain, in which he helped lead his team to the League 1 championship... Born June 25, 1999... Son of Melissa and Michael... Has two siblings, Amanda and Ashley.

2018 GAME-BY-GAME STATS

Date	Opponent	Pos	AB	R	H	HR	SB	BB	SO	IP	W	L	ERA	WHIP	PO	A	E	AVG	
Feb 18	at N.C. Central-1	ss	1	0	0	0	0	0	0	0	0	0	0	0	0	0	0	0.000	
Feb 24	at Coppin State	3b	0	0	0	0	0	0	0	0	0	0	0	0	0	0	0	0.000	
Mar 17	at La Salle	ph/inf	1	0	0	0	0	0	0	0	0	0	0	0	0	0	0	0.000	
Totals		0gs	2	0	0	0	0	0	0	0	0	0	0	0	0	0	1	2	.000

Onbase pct. .000 - Slugging pct. .000

#7 RUGGIERO, Mike - 1 appearance (All games)

Date	Opponent	IP	F	H	R	ER	BB	SO	HR	WP	BK	HSP	Comp	W-L	Py	ERA	WF
Mar 04	at UCF	0.1	1	1	1	1	0	0	0	0	0	0	0-12	0-0	0	27.00	5
Totals		0	0.1	1	1	1	0	0	0	0	0	0	0-12	0-0	0	27.00	5

CAREER HIGHS

Hits	---	Stolen Bases	---
Doubles	---	Hit Streak	---
Triples	---		
Home Runs	---		
RBI	---		
BB	---		
Innings	0.1 @ UCF (3/4/18)		
Strikeouts	---		
Hits	1 @ UCF (3/4/18)		
Walks	---		
Runs	1 @ UCF (3/4/18)		
Earned Runs	1 @ UCF (3/4/18)		



OVERALL CAREER STATS

Year	avg	gp-gs	ab	r	h	2b	3b	hr	rbi	tb	slg%	bb	hbp	so	gdp	ob%	sf	sh	sb-att	po	a	e	fld%
2018	.000	3-0	2	0	0	0	0	0	0	0	.000	0	0	0	0	.000	0	0	0-0	1	1	2	.500
TOTAL	.000	3-0	2	0	0	0	0	0	0	0	.000	0	0	0	0	.000	0	0	0-0	1	1	2	.500

Year	era	w-l	app	gs	cq	sho	sv	ip	h	r	er	bb	so	2b	3b	hr	bf	bavg	wp	hbp	bk	sfa	sha
2018	27.00	0-0	1	0	0	0/0	0	0.1	1	1	1	0	0	0	0	1	2	.500	0	0	0	0	0
TOTAL	27.00	0-0	1	0	0	0/0	0	0.1	1	1	1	0	0	0	0	1	2	.500	0	0	0	0	0

OVERALL CAREER CONFERENCE STATS



FREDDY SABIDO

Junior | Staten Island, NY | Susan E. Wagner | Saint Louis University
LHP/OF | Throws: Left | Bats: Left
6-7 | 190 LBS

33

All-NEC (First Team, 2018; Second Team, 2017) | All-ECAC (First Team, 2018) |
Northeast ABCA/Rawlings All-Northeast Region (First Team, 2018) | ECAC President's Honor Roll (2018)
NEC Spring Academic Honor Roll (2017, 2018) | NEC Player of the Week (April 4, 2018) |
NEC Rookie of the Week (May 8 & 22, 2017)

2018. Appeared in 54 games, serving primarily as the team's designated hitter... Did play five games at first base... As the designated hitter, batted 298 with 26 runs scored, 57 hits, 14 doubles, four triples, six home runs, 41 RBIs while producing an OPS of .874, highlighted by a .508 slugging percentage... Overall, was one of three Seahawks to finish the season with a .300 or better batting average (joining Phil Capra & Sean Mazza)... Batted six home runs for the season and 44 RBIs... Produced a .868 OPS... Stole eight bases on the season (ranked third on the team)... Produced a team-leading 19 multi-hit games, in which he recorded at least two hits a team-high 14 times... Tied for the team lead in multi-RBI contests with 13 (joining Phil Capra)... Drove in at least two RBIs six times and four RBIs on two occasions... Hit .325 against right-handers on the season while batting .336 with runners on and .295 with runners in scoring position... Batted .301 when facing two outs and .524 with a runner on third base with less than two outs... Drove in a season-best five RBIs on the road at Stony Brook (March 10)... Batted two home runs in game one against Fairleigh Dickinson (April 28)... Made three relief appearances... Tossed a season-high 1.1 innings of scoreless relief at Stetson (March 7)... **CONFERENCE ONLY:** Played in 27 of the 28 league contests... Batted a team-leading .390 during the conference campaign... Led the Seahawks with 39 hits, 28 RBI and a OPS of 1.091... Hit .355 against NEC southpaws while batting a robust .406 against righties... With runners on base, he connected for a .410 average (team-best) while batting .366 (15-for-41) with runners in scoring position. 2017: Played in 46 games while earning the start in 43 contests, serving as the Seahawks' primary designated hitter... Also saw time as a relief pitcher... Batted .297, fourth-best on the team... Posted a .856 OPS, highlighted by a .509 slugging percentage, which was good for tenth in the Northeast Conference... Led the Seahawks with nine home runs, the ninth-most round trippers in a single-season and the most since Nick Dini (2015) belted seven dingers... Made his collegiate debut against Southern at the Mardi Gras Invitational (2/23)... Collected his first collegiate hit in that contest... Scored a career-high three runs at Fairleigh Dickinson (5/6)... Had two, four-hit performances against Bryant (4/7) and at Fairleigh Dickinson (5/6)... Drove in a career-best five RBIs twice, the first at Delaware (3/9) and again at Mount St. Mary's (5/18)... Hit two home runs in the same game against FDU (5/6)... Hit .318 against opposing southpaws... Was a 4/29 batter with the bases loaded (3-for-7)... With runners on 3rd base and less than two outs, posted a .818 average... On the mound, made eight appearances, going 1-0 with a 1.20 ERA... Made his collegiate debut on the bump on the road against Delaware (3/9), going one inning and recording a walk and a strikeout... Tossed a season-long 5.2 innings of relief on the road at Mount St. Mary's (5/19), giving up five hits... Struck out two batters three times during the year... Picked up his first career save on the road at Saint Peter's (4/11), going 3.0 innings... Earned his first career win on the road at Mount St. Mary's (5/19)... Left-handed batters went 0-for-6 against him... **CONFERENCE ONLY:** Played in 24 league contests... Batted .347 with a total OPS of 1.030, highlighted by a slugging percentage of .643, which ranked fourth in league-only contests... Swatted eight home runs during league contests, the most in the circuit... Posted a .325 batting average against NEC left-handers while posting a .362 batting average against right-handers... On the mound, posted a 1.04 ERA in league-only games while tossing 8.2 innings in four appearances. 2016: Will sit out the 2016 season after transferring to Wagner from Saint Louis University... **Before Wagner:** Played his scholastic ball at Susan E. Wagner High School under head coach Donato Pesce... Four-year varsity team member... Was a pitcher and first baseman in high school and also was a member of the varsity basketball team... On the diamond in his senior season, batted .540 with an on-base percentage of .610 while slugging .980... In 16 regular season games, Sabido scored 16 runs, while slugging five homers, driving in 16 RBIs while only striking out once... During the playoffs, he batted .429 with two homers... While on the mound, posted a 4-1 record with a 1.00 ERA, striking out 33 batters and pitched three complete games... 2015 Staten Island Baseball Old Timer's Award Most Outstanding Player... 2015 Staten Island High School Batting Champion. 540 avg... 2015 NYC PSAL AAA Division League Leader Home Runs... 2015 MSG Varsity All-City First Team... 2015 Mayor's Cup PSAL All-Star Starting Team... 2015 New York State Sportswriters All-State Team... 2015 High School Baseball All-County/Staten Island Advance All-star... 2014 New York City PSAL Underclassmen All-Star... 2014 High School Baseball All-County/ Staten Island Advance All Star... 2014 New York MSG Varsity All-City Baseball Second Team... 2014 Susan Wagner MVP Varsity Baseball team award... 2014 Staten Island PSAL High School Batting Title... 2014 Susan Wagner High School Varsity Baseball Gold Glove Award... 2013 New York City PSAL Underclassmen All-Star... Perfect Game 2015 Northeast All-Region 1st Team... Perfect Game 2015 Honorable Mention All-American... Perfect Game 2014 National Showcase Top Prospect Team... Perfect Game 2014 National Academic Showcase Top Prospect List... Perfect Game 2014 National Academic Showcase Top Prospect Team... Perfect Game National Rank: Top 500 Player; National Rank 33rd First Baseman/ 100 LHP... Born August 19, 1997... Son of Dr. Frederick & Mrs. Sabido... Has one sibling, Stephanie.

2018 GAME-BY-GAME STATS

Date	Opponent	Pos	AB	R	H	RBI	2B	3B	HR	BB	SO	CS	W	L	ERA	IP	W-L	ERA	WHIP	
Feb 16	at N.C. Central	*dh	5	1	2	0	1	0	0	0	1	0	0	0	0	0	0	0	0	0
Feb 18	at N.C. Central-1	*dh	4	0	1	2	0	0	0	0	1	0	0	0	0	0	0	0	0	0
Feb 18	at N.C. Central-2	*dh	4	1	1	0	1	0	0	0	0	0	0	0	0	0	0	0	0	0
Feb 24	at Coppin State	*dh	4	1	0	0	0	0	0	0	0	0	0	0	0	0	0	0	0	0
Feb 24	at Coppin State-2	*dh	3	1	0	0	0	0	0	0	1	0	0	0	0	0	0	0	0	0
Feb 27	at Rutgers	*dh	5	1	2	0	0	0	0	0	0	0	0	0	0	0	0	0	0	0
Mar 02	at UCF	*dh	4	0	0	0	0	0	0	0	0	0	0	0	0	0	0	0	0	0
Mar 03	at UCF	*dh	5	1	2	0	0	0	0	0	0	0	0	0	0	0	0	0	0	0
Mar 03	at UCF	*dh	4	0	1	0	1	0	0	0	0	0	0	0	0	0	0	0	0	0
Mar 04	at UCF	*dh	4	0	1	0	1	0	0	0	0	0	0	0	0	0	0	0	0	0
Mar 08	vs Virginia Tech	*dh	5	1	1	2	0	0	1	0	0	0	0	0	0	0	0	0	0	0
Mar 09	at Stony Brook	*dh	4	0	0	0	0	0	0	0	0	0	0	0	0	0	0	0	0	0
Mar 10	at Stony Brook-1	*dh	4	2	3	4	1	0	1	1	0	0	0	0	0	0	0	0	0	0
Mar 10	at Stony Brook-2	*dh	4	1	2	5	1	0	1	0	0	0	0	0	0	0	0	0	0	0
Mar 11	at Stony Brook	*dh	4	0	0	0	0	0	0	0	2	0	0	0	0	0	0	0	0	0
Mar 14	at Furham	*dh	5	0	0	0	0	0	0	0	0	0	0	0	0	0	0	0	0	0
Mar 17	at La Salle	*dh	3	1	1	2	1	0	0	0	0	0	0	0	0	0	0	0	0	0
Mar 19	at Villanova	*dh	5	1	2	0	0	1	0	0	0	0	0	0	0	0	0	0	0	0
Mar 24	BRYANT	*dh	5	0	1	1	1	0	0	0	0	0	0	0	0	0	0	0	0	0
Mar 25	BRYANT-1	*dh	2	0	1	1	0	0	2	1	0	0	0	0	0	0	0	0	0	0
Mar 25	BRYANT-2	*dh	4	0	0	0	0	0	0	0	1	0	0	0	0	0	0	0	0	0
Mar 27	at St. Johns	*dh	4	0	1	0	0	0	0	0	0	0	0	0	0	0	0	0	0	0
Mar 29	at Sacred Heart	*dh	5	1	4	2	1	0	0	1	1	0	0	0	0	0	0	0	0	0
Mar 30	at Sacred Heart	*dh	5	0	3	0	0	0	0	0	0	0	0	0	0	0	0	0	0	0
Mar 31	at Sacred Heart	*dh	6	1	4	4	2	1	0	0	0	0	0	0	0	0	0	0	0	0
Apr 04	at Seton Hall	*dh	5	0	0	0	0	0	0	0	0	0	0	0	0	0	0	0	0	0
Apr 06	MOUNT ST. MARY'S-1	*dh	4	2	2	0	1	0	0	0	0	0	0	0	0	0	0	0	0	0
Apr 06	MOUNT ST. MARY'S-2	*dh	4	0	1	0	1	0	0	0	0	0	0	0	0	0	0	0	0	0
Apr 07	MOUNT ST. MARY'S-1	*dh	2	0	2	0	0	0	0	1	0	0	0	0	0	0	0	0	0	0
Apr 07	MOUNT ST. MARY'S-2	*dh	5	0	1	1	0	1	0	0	0	0	0	0	0	0	0	0	0	0
Apr 11	at Rider	*dh	3	0	0	0	0	0	0	0	0	0	0	0	0	0	0	0	0	0
Apr 13	at Central Connecticut	*dh	4	0	1	0	0	0	0	0	0	0	0	0	0	0	0	0	0	0
Apr 14	at Central Connecticut	*dh	4	0	1	1	0	0	0	0	0	0	0	0	0	0	0	0	0	0
Apr 14	at Central Connecticut	*dh	5	1	2	3	0	1	0	0	0	0	0	0	0	0	0	0	0	0
Apr 15	at Central Connecticut	*dh	4	0	1	2	0	0	0	1	0	0	0	0	0	0	0	0	0	0
Apr 20	at Villanova	*dh	5	0	2	0	0	0	0	0	0	0	0	0	0	0	0	0	0	0
Apr 21	at Villanova	*dh	4	0	1	0	0	0	0	1	0	0	0	0	0	0	0	0	0	0
Apr 22	at Villanova	*dh	3	0	0	0	0	0	1	0	0	0	0	0	0	0	0	0	0	0
Apr 27	FAIRLEIGH DICKINSON	*dh	4	0	2	0	0	0	0	1	0	0	0	0	0	0	0	0	0	0
Apr 28	FAIRLEIGH DICKINSON	*dh	2	2	2	3	0	2	1	0	0	0	0	0	0	0	0	0	0	0
Apr 28	FAIRLEIGH DICKINSON	*dh	3	1	0	0	0	0	0	0	0	0	0	0	0	0	0	0	0	0
Apr 29	FAIRLEIGH DICKINSON	*dh	4	1	3	3	0	0	0	0	0	0	0	0	0	0	0	0	0	0
May 04	at LIU Brooklyn	*dh	3	2	2	1	2	0	1	0	0	0	0	0	0	0	0	0	0	0
May 05	at LIU Brooklyn-1	*dh	2	0	0	0	0	0	0	1	0	0	0	0	0	0	0	0	0	0
May 05	at LIU Brooklyn-2	*dh	4	1	2	3	1	0	1	0	0	0	0	0	0	0	0	0	0	0
May 06	at LIU Brooklyn	*dh	3	1	1	0	0	0	2	0	0	0	0	0	0	0	0	0	0	0
May 12	at Bryant	*dh	4	0	0	1	0	0	0	1	0	0	0	0	0	0	0	0	0	0
May 13	at Bryant	*dh	3	1	1	0	0	0	1	0	0	0	0	0	0	0	0	0	0	0
May 17	SACRED HEART	*dh	4	0	0	0	0	0	0	1	0	0	0	0	0	0	0	0	0	0
May 18	SACRED HEART-1	*dh	3	1	0	0	0	0	2	0	0	0	0	0	0	0	0	0	0	0
May 18	SACRED HEART-2	*dh	4	0	2	2	0	0	0	0	0	0	0	0	0	0	0	0	0	0
May 24	vs LIU	*dh	4	0	0	0	0	0	0	0	0	0	0	0	0	0	0	0	0	0
May 25	vs Mount St. Mary's	*dh	3	0	0	0	0	0	1	0	0	0	0	0	0	0	0	0	0	0
May 26	vs Bryant	*dh	5	0	1	0	0	0	0	0	1	0	0	0	0	0	0	0	0	0
May 26	vs LIU	*dh	2	1	1	1	0	0	0	2	0	0	0	0	0	0	0	0	0	0
Totals			54	21	29	63	44	16	4	6	25	0	3	0	0	1	3	44	4.2	0

On-base pct. .368 | Slugging pct. .500


SABIDO, Freddy - 3 appearances (All games)

Date	Opponent	AB	R	H	RBI	2B	3B	HR	BB	SO	CS	W	L	ERA	IP	W-L	ERA	WHIP	
Feb 16	at N.C. Central-2	5	0	2	1	1	0	0	0	0	0	0	0	0	0	0	0	0	0
Mar 03	at UCF	0	1	2	3	2	1	1	0	0	0	0	0	0	0	0	0	0	0
Mar 09	at Stony Brook	0	1	1	0	0	1	1	0	0	0	0	0	0	0	0	0	0	0
Totals		0	2	5	4	4	2	3	0	0	0	0	0	0	0	0	0	0	0

CAREER HIGHS

Hits 4 (4x), last @ Sacred Heart (3/31/18) **Stolen Bases** 2 (3x), last @ Stony Brook (3/11/18)
Doubles 2 (2x), last @ LIU Brooklyn (5/4/18) **Hit Streak** 12 (4/

THE SEAHAWKS



OVERALL CAREER STATS

Year	avg	gp-qs	ab	r	h	2b	3b	hr	rbi	tb	slq%	bb	hbp	so	gdp	ob%	sf	sh	sb-att	po	a	e	fld%
2017	.297	46-43	175	29	52	6	2	9	31	89	.509	11	3	30	3	.347	1	2	2-3	3	4	0	1.000
2018	.300	54-54	210	28	63	16	4	6	44	105	.500	23	0	44	3	.368	1	0	8-11	42	0	0	1.000
TOTAL	.299	100-97	385	57	115	22	6	15	75	194	.504	34	3	74	6	.358	2	2	10-14	45	4	0	1.000

Year	era	w-l	app	qs	cq	sho	sv	ip	h	r	er	bb	so	2b	3b	hr	bf	bavg	wp	hbp	bk	sfa	sha
2017	1.20	1-0	8	0	0	0/0	1	15.0	12	2	2	13	11	2	0	0	72	.222	0	4	0	0	1
2018	15.43	0-1	3	0	0	0/0	0	2.1	5	4	4	4	2	3	0	0	16	.417	0	0	0	0	0
TOTAL	3.12	1-1	11	0	0	0/0	1	17.1	17	6	6	17	13	5	0	0	88	.258	0	4	0	0	1

OVERALL CAREER CONFERENCE STATS

Year	avg	gp-qs	ab	r	h	2b	3b	hr	rbi	tb	slq%	bb	hbp	so	gdp	ob%	sf	sh	sb-att	po	a	e	fld%
2017	.347	24-24	98	19	34	3	1	8	22	63	.643	6	1	11	1	.387	1	1	2-2	1	3	0	1.000
2018	.390	27-27	100	15	39	9	3	3	28	63	.630	14	0	15	2	.461	1	0	4-5	30	0	0	1.000
TOTAL	.369	51-51	198	34	73	12	4	11	50	126	.636	20	1	26	3	.425	2	1	6-7	31	3	0	1.000

Year	era	w-l	app	qs	cq	sho	sv	ip	h	r	er	bb	so	2b	3b	hr	bf	bavg	wp	hbp	bk	sfa	sha
2017	1.04	1-0	4	0	0	0/0	0	8.2	7	1	1	9	6	1	0	0	44	.226	0	3	0	0	1
TOTAL	1.04	1-0	4	0	0	0/0	0	8.2	7	1	1	9	6	1	0	0	44	.226	0	3	0	0	1



TYLER SANFILLIPPO

Junior | Wayne, NJ | Seton Hall Prep | County College of Morris (NJ)
 INF | Throws: Right | Bats: Right
 5-10 | 190 LBS



ECAC Academic Honor Roll (2018)
 NEC Spring Academic Honor Roll (2018)

2018: Played in 38 games while earning the starting nod 23 times... Batted .190 while scoring 12 runs, and driving in 11 RBIs... As a starter, batted .217... Made his Wagner debut at North Carolina Central (February 16)... Earned his first Seahawk start in the second game of the doubleheader at Stony Brook (February 24)... Recorded his first Wagner hit against Virginia Tech (March 6), finishing the contest 1-for-5... Had his first multi-hit game in the first game of the doubleheader at Stony Brook (March 10)... Went 3-for-5 with two runs scored in the elimination game against Bryant (May 26)... **Before Wagner:** Played one season at County College of Morris in Randolph, NJ under head coach Brian Eberly... In 48 games for the Titans, he batted .279 with 39 hits in 46 games... Posted a total OPS of .879, highlighted by slugging .486 and having an on-base percentage of .393... Led the team with seven home runs and 43 RBIs... Drew 26 walks while stealing six bases in eight chances... Produced ten multi-hit games while recording three hits on three occasions, the last coming in game one of a 17-1 victory at Valley Forge Military (4/19) in which he finished 3-for-5 with two runs scored and three RBIs... Helped lead the squad to a 41-8 overall record while posting a perfect 10-0 conference mark... Named to the All-Region Team... Played two seasons of high school ball at Seton Hall Prep... In his junior year as a Pirate, batted a team-leading .432 while pacing the club with nine doubles, 16 walks, a .635 slugging percentage and a total OPS of 1.181... Second on the team in RBIs with 25, homeruns with two... Named to the First-Team All-Super Essex Conference... Named First Team All-County... Garnered Second Team All-Parochial, Honorable Mention All-State accolades... Tabbed to the Essex County All-Star Team... Earned Garden State All-Star Team and USA Mid-Atlantic Team honors... In his senior year, he served as team captain while leading the squad in walks with 20... Batted .286 with a home run, 19 RBIs... Posted a total OPS of .884 highlighted by a .455 on-base percentage... Born January 11, 1997... Son of Sondra and James... His father, James, played for Monmouth University from 1977-1980 and played in the Oakland Athletics organization as a member of the Medford A's of the short-season Northwest League... Has one sibling, Jason.

2018 GAME-BY-GAME STATS

Date	Opponent	Pos	AB	R	H	HR	RBI	BB	SO	OBP	SLG	OPS	IP	W	L	SV	ERA	WHIP	WAR	
Feb 16	at N.C. Central	1b	1	0	0	0	0	0	0	0	0	0	0	0	0	0	0	0	0	.000
Feb 18	at N.C. Central-1	1b	1	0	0	0	0	0	0	0	0	0	0	0	0	0	0	0	0	.000
Feb 19	at N.C. Central-2	ph	1	0	0	0	0	0	0	0	0	0	0	0	0	0	0	0	0	.000
Feb 24	at Coppin State	ph	0	0	0	0	0	0	0	0	0	0	0	0	0	0	0	0	0	.000
Feb 24	at Coppin State-2	1b	2	2	0	0	0	0	0	0	0	0	2	0	0	0	0	0	0	.000
Feb 27	at Rutgers	ph/tb	1	0	0	0	0	0	0	0	0	0	0	0	0	0	0	0	0	.000
Mar 04	at LCU	1b	1	0	0	0	0	0	0	0	0	0	0	0	0	0	0	0	0	.000
Mar 06	vs Virginia Tech	1b	5	0	1	0	0	0	0	0	0	0	0	0	0	0	0	0	0	.083
Mar 07	at Stony Brook	1b	4	0	1	0	0	0	0	0	0	0	0	0	0	0	0	0	0	.125
Mar 10	at Stony Brook-1	1b	4	2	2	2	1	0	0	0	0	0	1	0	0	0	0	0	0	.200
Mar 10	at Stony Brook-2	1b	3	0	0	0	0	0	0	0	0	0	1	0	0	0	0	0	0	.174
Mar 11	at Stony Brook	1b	0	0	0	0	0	0	0	0	0	0	0	0	0	0	0	0	0	.174
Mar 14	at Fordham	ph/tb	2	0	0	0	0	0	0	0	0	0	1	0	0	0	0	0	0	.180
Mar 16	at Saint Joseph's	1b	2	0	0	1	0	0	0	0	0	0	1	0	0	0	0	0	0	.148
Mar 17	at La Salle	1b	3	2	0	1	0	0	0	0	0	0	0	0	0	0	0	0	0	.135
Mar 25	BRYANT-1	1b	4	0	0	0	0	0	0	0	0	0	0	0	0	0	0	0	0	.118
Mar 27	at St. John's	1b	3	0	1	0	0	0	0	0	0	0	0	0	0	0	0	0	0	.135
Mar 29	at Sacred Heart	ph/tb	1	0	0	0	0	0	0	0	0	0	0	0	0	0	0	0	0	.132
Mar 30	at Sacred Heart	1b	1	0	0	0	0	0	0	0	0	0	0	0	0	0	0	0	0	.120
Mar 31	at Sacred Heart	1b	1	0	0	0	0	0	0	0	0	0	0	0	0	0	0	0	0	.125
Apr 04	at Seton Hall	1b	4	0	0	0	0	0	0	0	0	0	0	0	0	0	0	0	0	.114
Apr 06	MOUNT ST. MARY'S-1	1b	3	2	2	1	1	0	0	0	0	0	0	0	0	0	0	0	0	.149
Apr 07	MOUNT ST. MARY'S-1	ph/tb	1	0	0	0	0	0	0	0	0	0	0	0	0	0	0	0	0	.146
Apr 07	MOUNT ST. MARY'S-2	ph/tb	1	0	0	0	0	0	0	0	0	0	0	0	0	0	0	0	0	.143
Apr 11	at Fairleigh Dickinson	1b	2	0	1	0	0	0	0	0	0	0	0	0	0	0	0	0	0	.157
Apr 14	at Central Connecticut	1b	3	0	0	0	0	0	0	0	0	0	0	0	0	0	0	0	0	.149
Apr 14	at Central Connecticut	1b	2	0	0	1	0	0	0	0	0	0	1	0	0	0	0	0	0	.145
Apr 15	at Central Connecticut	1b	3	1	1	1	0	0	0	0	0	0	0	0	0	0	0	0	0	.153
Apr 20	FAIRLEIGH DICKINSON	1b	2	1	1	1	0	0	0	0	0	0	1	0	0	0	0	0	0	.184
Apr 28	FAIRLEIGH DICKINSON	1b	2	0	0	0	0	0	0	0	0	0	0	0	0	0	0	0	0	.159
May 04	at LIU Brooklyn	1b	3	0	1	1	0	0	0	0	0	0	0	0	0	0	0	0	0	.167
May 05	at LIU Brooklyn-2	1b	3	0	1	0	0	0	0	0	0	0	0	0	0	0	0	0	0	.174
May 11	at Bryant	1b	2	0	1	0	0	0	0	0	0	0	0	0	0	0	0	0	0	.165
May 12	at Bryant	1b	3	0	0	0	0	0	0	0	0	0	0	0	0	0	0	0	0	.178
May 18	SACRED HEART-1	ph/tb	1	0	0	0	0	0	0	0	0	0	0	0	0	0	0	0	0	.175
May 24	vs LIU	1b	1	0	0	0	0	0	0	0	0	0	0	0	0	0	0	0	0	.171
May 25	vs Bryant	1b	5	2	3	0	1	0	0	0	0	0	0	0	0	0	0	0	0	.189
May 26	vs LIU	1b	3	0	0	1	0	0	0	0	0	0	0	0	0	0	0	0	0	.190
Total			239	64	12	16	11	3	1	0	16	0	1	0	2	4	1	22	206	.26

Onbase pct. 306 - Slugging pct. 250

CAREER HIGHS

Hits	3 vs. Bryant (5/26/18)	Stolen Bases	---
Doubles	1 (3x), last vs. LIU Brooklyn (5/26/18)	Hit Streak	3 (2x), last (5/4-5/11/18)
Triples	1 vs. Fairleigh Dickinson-1 (4/28/18)		
Home Runs	---		
RBI	2 @ Stony Brook-1 (3/10/18)		
BB	3 @ La Salle (3/17/18)		



OVERALL CAREER STATS

Year	avg	gp-gs	ab	r	h	2b	3b	hr	rbi	tb	slg%	bb	hbp	so	gdp	ob%	sf	sh	sb-att	po	a	e	fld%
2018	.190	38-23	84	12	16	3	1	0	11	21	.250	16	0	22	1	.308	4	2	0-1	206	24	3	.987
TOTAL	.190	38-23	84	12	16	3	1	0	11	21	.250	16	0	22	1	.308	4	2	0-1	206	24	3	.987

OVERALL CAREER CONFERENCE STATS

Year	avg	gp-gs	ab	r	h	2b	3b	hr	rbi	tb	slg%	bb	hbp	so	gdp	ob%	sf	sh	sb-att	po	a	e	fld%
2018	.194	17-11	36	4	7	1	1	0	5	10	.278	5	0	12	0	.286	1	2	0-0	100	9	1	.991
TOTAL	.194	17-11	36	4	7	1	1	0	5	10	.278	5	0	12	0	.286	1	2	0-0	100	9	1	.991

THE SEAHAWKS



GRIFFIN SCHNEDIER

Junior | Minnetonka, MN | Wayzata | Century CC
OF | Throws: Right | Bats: Right
6-1 | 200 LBS

2

2018 (Sophomore Season at Century College): Played in 44 games for Century... Batted .432 with 10 home runs and drove in 49 RBIs.... Scored 47 runs while stealing 11 bases... Finished the year with a total OPS of 1.250, highlighted by a .774 slugging percentage... Added 10 doubles and five triples on the season... Had 23 multi-hit games... Had a season-best three hits, seven times, the last coming in a 6-5 victory over Rainy River (5/17/18)... Drove in a season-high four RBIs in an 11-6 victory over St. Thomas JV (4/28/18)... Was named All-Region 13 selection and leading his team to a fourth-place finish at the D3 JUCO World Series... **2017 (Freshman Season at Century College):**

Played in 45 games for Century... Batted .357 with four home runs and drove in 42 RBIs.... Scored 43 runs while stealing five bases... Finished the year with a total OPS of .979, highlighted by a .565 slugging percentage... Added 12 doubles and four triples on the season... Had 14 multi-hit games... Had a season-best four hits, three times, the last coming in an 11-0 victory over St. Thomas JV (5/13/17)... Drove in a season-high four RBIs, twice, the last coming against Viterbo in an 11-3 victory (4/25/17)... Was named All-Region 13 selection as well as a Third-Team All-American... **Before Wagner:** Attended Wayzata High School in Plymouth, MN... Played two years for the Trojans... In his senior season, hit .380 with four home runs and 16 runs scored while driving in 23 RBIs... Son of Stacy Roberts-Schneider and Rob Schneider... His father played baseball at the University of North Dakota.

2018 GAME-BY-GAME STATS

CAREER HIGHS



OVERALL CAREER STATS

OVERALL CAREER CONFERENCE STATS



JOE SILVESTRONE
 Senior | Manalapan, NJ | Freehold Township
 OF | Throws: Right | Bats: Right
 5-11 | 185 LBS



2018: Played in 47 games for the Seahawks, primarily patrolling centerfield... Batted .294... Scored 17 runs... Recorded 50 hits... Had one home run and drove in 19 RBI... Produced a OPS of .719 as he slugged .382 for the season... Went 4-for-5 in stolen base attempts... Provided three walkoff/go-ahead victories for the Seahawks... Batted .328 against right-handed pitching... Made 127 putouts without committing an error (1.000 fielding percentage)... Recorded 14 multi-hit games, 13 of which were two-hit performances... Went a season-best 3-for-5 at Rider (April 11)... **CONFERENCE ONLY:** Played in 26 of the 28 total conference games in 2018... Batted .300, one of four Seahawks to do so during league action... Produced a .771 OPS, highlighted by .411 slugging percentage... Seven of his 14 multi-hit games came in league play, the last occurring in game one of the regular season finale against Sacred Heart (May 18)... **2017:** Appeared in 49 games while earning the start in 46 contests, primarily manning centerfield... Batted .257 with three home runs and 26 RBIs... Posted a total OPS of .698, emphasized by a .377 slugging percentage... Posted a .500 batting average with five runs scored, a home run and two RBIs after the first three games of the season... Drove in a career-high four RBIs on two occasions, the first coming at Rutgers (5/2) and the last coming at Fairleigh Dickinson (5/7)... Had 14 multiple hit games... 13 of which producing two hits... Had six games of multiple RBIs... Three times he drove in two RBIs... **CONFERENCE ONLY:** Batted .247 in 25 league contests... Had a slugging percentage of .388... **2016:** Appeared in 14 games while earning the start in two contests... Made his collegiate debut at Longwood (2/27)... Finished the year with a .133 batting average... Picked up his first career hit at Mount St. Mary's (3/24), as it was a double... **Before Wagner** Played his prep ball at Freehold Township under head coach Todd Smith... Graduated with a 3.5 GPA... Three-year of varsity experience... Was named to the First Team All-Shore and Second Team All-State Shore Conference selection... Two-time First Team All A-North selection... Was a homerun derby participant and competed at the Carpenter Cup for two years... In a two-game stretch, he belted five home runs, three of which coming against Manalapan... Born August 4, 1997... Son of Sal and Anne Silvestrone... Has two brothers, Mike and Thomas and one sister, Elizabeth

2018 GAME-BY-GAME STATS

Date	Opponent	Pos	AB	R	H	RBI	SO	HR	BB	OB	OBP	SLG	OPS	IP	W	L	SV	ERA	AVG			
Feb 16	at N.C. Central	*of	4	0	1	0	0	0	0	0	0	0	0	0	0	0	0	0	.250			
Feb 18	at N.C. Central-1	*of	3	0	0	0	0	0	0	0	0	0	0	0	0	0	0	0	.143			
Feb 18	at N.C. Central-2	*of	4	2	2	0	1	0	0	0	0	0	0	0	0	0	0	0	.275			
Feb 24	at Coppin State	*of	4	0	1	1	0	0	0	0	0	0	0	0	0	0	0	0	.267			
Feb 24	at Coppin State-2	*of	2	1	1	1	0	0	0	0	0	0	0	0	0	0	0	0	.284			
Feb 27	at Rutgers	*of	4	0	2	1	1	0	0	0	0	0	0	0	0	0	0	0	.333			
Mar 02	at UCF	*of	3	0	0	1	0	0	0	0	0	0	0	0	0	0	0	0	.292			
Mar 03	at UCF	*of	3	1	0	0	0	0	0	0	0	0	0	0	0	0	0	0	.259			
Mar 06	vs Virginia Tech	*of	1	0	0	0	0	0	0	0	0	0	0	0	0	0	0	0	.250			
Mar 07	at La Salle	*of	4	1	2	0	0	0	0	0	0	0	0	0	0	0	0	0	.281			
Mar 09	at Villanova	*of	5	1	0	0	0	0	0	0	0	0	0	0	0	0	0	0	.270			
Mar 24	BRYANT	*of	4	1	1	1	0	0	0	0	0	0	0	0	0	0	0	0	.268			
Mar 25	BRYANT-1	*of	2	0	1	0	0	0	0	0	0	0	0	0	0	0	0	0	.276			
Mar 25	BRYANT-2	*of	2	0	0	0	0	0	0	0	0	0	0	0	0	0	0	0	.267			
Mar 27	at St. John's	*of	3	0	0	0	0	0	0	0	0	0	0	0	0	0	0	0	.250			
Mar 29	at Sacred Heart	*of	4	1	2	2	1	0	0	0	0	0	0	0	0	0	0	0	.269			
Mar 30	at Sacred Heart	*of	4	0	2	1	0	0	0	0	0	0	0	0	0	0	0	0	.266			
Mar 31	at Sacred Heart	*of	5	1	1	0	1	0	0	0	0	0	0	0	0	0	0	0	.279			
Apr 04	at Seaboard	*of	4	0	0	0	0	0	0	0	0	0	0	0	0	0	0	0	.252			
Apr 06	MOUNT ST. MARY'S-1	*of	3	0	2	0	1	0	0	0	0	0	0	0	0	0	0	0	.278			
Apr 06	MOUNT ST. MARY'S-2	*of	1	1	0	0	0	0	0	0	0	0	0	0	0	0	0	0	.275			
Apr 07	MOUNT ST. MARY'S-1	*of	3	0	1	1	0	0	0	0	0	0	0	0	0	0	0	0	.278			
Apr 07	MOUNT ST. MARY'S-2	*of	5	0	0	0	0	0	0	0	0	0	0	0	0	0	0	0	.280			
Apr 11	at Rider	*of	5	1	3	1	0	0	0	0	0	0	0	0	0	0	0	0	.280			
Apr 13	at Central Connecticut	*of	4	0	1	1	1	0	0	0	0	0	0	0	0	0	0	0	.276			
Apr 14	at Central Connecticut	*of	3	0	1	0	0	0	0	0	0	0	0	0	0	0	0	0	.281			
Apr 14	at Central Connecticut	*of	2	0	0	0	0	0	0	0	0	0	0	0	0	0	0	0	.275			
Apr 15	at Central Connecticut	*of	5	0	1	0	0	0	0	0	0	0	0	0	0	0	0	0	.271			
Apr 20	at Villanova	*of	5	0	1	0	0	0	0	0	0	0	0	0	0	0	0	0	.267			
Apr 21	at Villanova	*of	5	0	2	0	1	0	0	0	0	0	0	0	0	0	0	0	.274			
Apr 22	at Villanova	*of	4	1	1	0	0	1	0	0	0	0	0	0	0	0	0	0	.273			
Apr 27	FAIRLEIGH DICKINSON	*of	4	0	1	0	0	0	0	0	0	0	0	0	0	0	0	0	.272			
Apr 28	FAIRLEIGH DICKINSON	*of	3	1	2	0	1	0	0	0	0	0	0	0	0	0	0	0	.262			
Apr 28	FAIRLEIGH DICKINSON	*of	3	0	2	1	0	1	0	0	0	0	0	0	0	0	0	0	.292			
Apr 29	FAIRLEIGH DICKINSON	*of	4	0	1	0	0	0	0	0	0	0	0	0	0	0	0	0	.280			
May 04	at LIU Brooklyn	*of	4	1	1	0	0	0	0	0	0	0	0	0	0	0	0	0	.289			
May 05	at LIU Brooklyn-1	*of	2	0	0	0	0	0	0	0	0	0	0	0	0	0	0	0	.295			
May 11	at Bryant	*of	4	1	1	1	0	0	1	0	0	0	0	0	0	0	0	0	.284			
May 12	at Bryant	*of	5	0	2	1	0	0	0	0	0	0	0	0	0	0	0	0	.289			
May 13	at Bryant	*of	3	0	1	1	0	0	0	0	0	0	0	0	0	0	0	0	.288			
May 17	SACRED HEART	*of	4	1	1	2	0	0	0	0	0	0	0	0	0	0	0	0	.289			
May 18	SACRED HEART-1	*of	4	0	2	1	0	0	0	0	0	0	0	0	0	0	0	0	.293			
May 18	SACRED HEART-2	*of	3	0	0	0	0	0	0	0	0	0	0	0	0	0	0	0	.289			
May 24	vs LIU	*of	4	0	1	1	0	0	0	0	0	0	0	0	0	0	0	0	.287			
May 25	vs Mount St. Mary's	*of	4	0	2	0	0	0	0	0	0	0	0	0	0	0	0	0	.292			
May 26	vs Bryant	*of	5	0	1	0	0	0	0	0	0	0	0	0	0	0	0	0	.289			
May 26	vs LIU	*of	4	1	2	0	0	0	1	0	0	0	0	0	0	0	0	0	.284			
Totals			47gs	170	17	50	19	8	2	1	11	4	1	1	3	2	2	32	127	4	0	.294

CAREER HIGHS

Hits	3 (2x) last @ Rider (4/11/18)	Stolen Bases	2 (2x), last @ Mount St. Mary's (5/20/17)
Doubles	2 @ Rutgers (5/2/17)	Hit Streak	9 (4/15-5/4/18)
Triples	1 (3x), last vs. Fairleigh Dickinson-2 (4/28/18)		
Home Runs	1 (4x), last @ Bryant (5/11/18)		
RBI	4 (2x), last @ Fairleigh Dickinson (5/7/17)		
BB	2 (5x), last vs. Mount St. Mary's-2 (4/6/18)		

OVERALL CAREER STATS

Year	avg	gp-gs	ab	r	h	2b	3b	hr	rbi	tb	slg%	bb	hbp	so	gdp	ob%	sf	sh	sb-att	po	a	e	fld%
2016	.133	14-2	15	1	2	1	0	0	0	3	.200	0	0	7	0	.133	0	0	0-1	0	0	0	.000
2017	.257	49-46	175	20	45	10	1	3	26	66	.377	16	1	31	3	.321	1	3	13-17	96	1	3	.970
2018	.294	47-47	170	17	50	8	2	1	19	65	.382	11	1	32	2	.337	2	3	4-5	127	4	0	1.000
TOTAL	.269	110-95	360	38	97	19	3	4	45	134	.372	27	2	70	5	.321	3	6	17-23	223	5	3	.987

OVERALL CAREER CONFERENCE STATS

Year	avg	gp-gs	ab	r	h	2b	3b	hr	rbi	tb	slg%	bb	hbp	so	gdp	ob%	sf	sh	sb-att	po	a	e	fld%
2016	.200	10-1	10	1	2	1	0	0	0	3	.300	0	0	4	0	.200	0	0	0-0	0	0	0	.000
2017	.247	25-22	85	7	21	4	1	2	15	33	.388	5	1	12	1	.293	1	1	7-9	51	1	2	.963
2018	.300	26-26	90	8	27	5	1	1	13	37	.411	8	1	11	2	.360	1	2	3-4	71	2	0	1.000
TOTAL	.270	61-49	185	16	50	10	2	3	28	73	.395	13	2	27	3	.322	2	3	10-13	122	3	2	.984

THE SEAHAWKS





SHENDI ULAJ


Freshman | Staten Island, NY | Susan E. Wagner
Catcher | Throws: Right | Bats: Right
5-11 | 210 LBS



Before Wagner: Attended Susan E. Wagner High School... Was a four-year varsity member of the Falcons baseball program under the direction of head coach Dan Pesce... Was a two-time Gold Glove recipient as well as being named to the News 12 Varsity All-City Honorable Mention in 2017... Was instrumental in the come-from-behind victory over McKee/Staten Island Tech back on April 11 in which he had a pair of hits in a 8-2 win... Was named to the Honor Roll all four years of high school... Son of Avdi and Teuta Ulaj... Has one sibling, Rea

2018 GAME-BY-GAME STATS

CAREER HIGHS



OVERALL CAREER STATS

OVERALL CAREER CONFERENCE STATS

THE SEAHAWKS



KEVIN WISEMAN

Sophomore | Fallbrook, CA | Linfield Christian
Pitcher | Throws: Right | Bats: Right
6-1 | 190 LBS

4

NEC Spring Academic Honor Roll (2018)

2018: Appeared in five games in his first season on Grymes Hill... Made two starts... For the season, went 1-3 with a 6.75 ERA... Tossed 13.1 total innings... As a reliever, went 1-1 with a 1.23 ERA in three appearances... Made his collegiate debut at North Carolina Central (2/18/18), going 3.1 innings as a starter while allowing four runs on two hits while striking out three and walking five batters... Had six strikeouts out of the bullpen while holding batters to a .087 batting average... His longest outing came in the second game of the May 5 twinbill against LIU Brooklyn, as he fired 3.2 scoreless innings of relief while walking two and striking out two... **CONFERENCE ONLY:** Made three appearances during league play, going 1-1 with a 1.23 ERA... Earned his first collegiate victory against LIU Brooklyn in game two of the May 5 doubleheader... **Before Wagner:** Played for the Linfield Christian High School baseball team under Coach Whitworth for three seasons (freshman, sophomore and senior year)... In the classroom, was a four-time High Honor Roll selection... Named to the Principal's Honor Roll in his junior year... In his freshman season, pitched a total of five innings over three appearances with two strikeouts and a save... In his sophomore campaign, hurled 55.1 innings over 15 appearances... Had 60 strikeouts while posting an 8-3 record with a 3.80 ERA to go along with a save... In his senior season, pitched 71 innings in 17 appearances... Posted a minuscule 0.99 ERA with 107 strikeouts... Had a 9-2 record with one no-hitter on his ledger... At the plate, batted .367 with seven home runs, 14 RBIs in 58 at-bats... Slugged .844 while recording a total OPS (on-base plus slugging) of 1.344... Named Defensive Player of the Year and holds the Linfield school record in ERA, strikeouts and home runs... Born September 21, 1999... Son of Kim and Ken... Has one sibling, Kyle... Is the third cousin of the 2003 Ford C. Frick Award winner and current play-by-play announcer of the Milwaukee Brewers, Bob Uecker.

2018 GAME-BY-GAME STATS

Date	Opponent	IP	F	H	R	ER	BB	SO	2B	3B	HR	WP	HC	HBP	BS	Scout	W-L	By	ERA	IP
Feb 18	at N.C. Central-2	3.1	2	4	4	5	3	1	1	0	0	1	0	0	0	0-12	0-2	0	13.50	62
Mar 04	at UCF	2.2	7	5	2	1	1	0	0	0	0	0	0	0	0	0-12	0-2	0	10.12	27
Apr 20	FAIRLEIGH DICKINSON	2.0	0	0	0	1	3	0	0	0	0	0	0	0	0	6-1	0-2	0	6.94	58
May 05	at LIU Brooklyn-2	3.2	0	0	0	2	2	0	0	0	0	0	0	0	0	6-5	1-2	0	6.75	30
May 11	at Bryant	1.2	2	1	1	1	1	0	0	0	0	0	0	1	0	1-2	1-3	0	6.75	-
Totals		2	13.1	11	10	10	11	10	1	0	0	3	0	2	0	17-30	1-3	0	6.75	-

CAREER HIGHS

Innings	3.2 @ LIU Brooklyn-2 (5/5/18)
Strikeouts	3 (2x), last vs. Fairleigh Dickinson (4/29/18)
Hits	7 @ UCF (3/4/18)
Walks	5 @ N.C. Central (2/18/18)
Runs	5 @ UCF (3/4/18)
Earned Runs	5 @ UCF (3/4/18)



OVERALL CAREER STATS

Year	era	w-l	app	qs	cq	sho	sv	ip	h	r	er	bb	so	2b	3b	hr	bf	bavg	wp	hbp	bk	sfa	sha
2018	6.75	1-3	5	2	0	0/0	0	13.1	11	10	10	11	10	1	0	0	61	.244	3	2	0	2	1
TOTAL	6.75	1-3	5	2	0	0/0	0	13.1	11	10	10	11	10	1	0	0	61	.244	3	2	0	2	1

OVERALL CAREER CONFERENCE STATS

Year	era	w-l	app	qs	cq	sho	sv	ip	h	r	er	bb	so	2b	3b	hr	bf	bavg	wp	hbp	bk	sfa	sha
2018	1.23	1-1	3	0	0	0/0	0	7.1	2	1	1	4	6	0	0	0	29	.087	0	1	0	0	1
TOTAL	1.23	1-1	3	0	0	0/0	0	7.1	2	1	1	4	6	0	0	0	29	.087	0	1	0	0	1



NICK ZUPPE
 Junior | Freehold, NJ | Freehold Borough
 Pitcher | Throws: Right | Bats: Right
 6-3 | 195 LBS



NEC Spring Academic Honor Roll (2017, 2018)
 ECAC Academic Honor Roll (2018)

2018: Made seven appearances in 2018... Started four games for the Seahawks... Finished the year with a 1-1 record with a 2.55 ERA in 17.2 innings... As a starter, pitched to the tune of a 2.13 ERA... In 12.2 innings, held opponents to a .116 batting average... For the season, held batters to a .148 batting average, with righties being limited to a .087 batting average... Efficient with two outs as hitters were just 2-for-19 (.105 batting average)... Tossed a season-high four innings against Fairleigh Dickinson (4/29/18)... Struck out a season-high two batters at LIU Brooklyn (5/6/18)... **CONFERENCE ONLY:** Went 1-0 in conference play with a 2.61 ERA in four games... Tossed 10.1 in league play while holding batters to a .167 batting average... 2017: Did not play in 2017 due to injury... Named to the 2017 Northeast Conference (NEC) Spring Academic Honor Roll... **Before Wagner:** Attended Freehold Borough and was a two-year member of the varsity baseball program under the direction of head coach Jon Block... Helped lead the Colonials to 30 wins over his two seasons at the varsity level... In his junior season, the team won 16 games and were semifinalist for the State Sectionals in Group IV... His senior season, the team won 14 games as were semifinalist in the Shore Conference Tournament... In 2015, he struck out eight batters and allowed one run over six innings against the defending Group 1 State Champions, Shore Regional... In 2016, he was named Preseason Player to Watch by the Star Ledger... Posted a 5-1 record on the mound, while connecting for a .324 batting average... Posted shutouts against Mananalpan and Immaculata... Named a TeamType1 Global Ambassador by TeamType1.org and received a scholarship from the organization... In the classroom, posted a 3.85 GPA while reaching the Honor Roll in every semester... Born on June 8, 1998... Son of Michelle and Edward Zuppe... Has two siblings, Michael and Danielle... Michael was a member of the University of Pennsylvania baseball team (2008-12).

2018 GAME-BY-GAME STATS

Date	Opponent	IP	P	H	R	ER	BB	SO	2B	3B	HR	WP	BK	HBP	BA	Opp	W-L	By	ERA	IP
Apr 07	MSLINT ST. MARYS-2	1.0	0	0	0	0	1	0	0	0	0	0	0	0	0	4-3	0-0	0	0.00	33
Apr 11	at Rider	2.0	0	0	0	0	1	1	0	0	0	0	0	0	0	0-0	0	0.00	33	
Apr 21	at Villanova	2.1	2	1	1	1	1	1	1	0	0	0	0	0	0	7-2	0-0	0	1.89	30
Apr 29	FAIRLEIGH DICKINSON	4.0	2	0	0	0	0	0	0	0	0	0	0	0	0	6-1	1-0	0	0.96	60
May 06	at LIU Brooklyn	3.2	2	2	2	3	2	0	0	0	1	0	0	1	0	3-7	1-0	0	2.06	19
May 17	SACRED HEART	1.2	2	1	1	1	0	0	0	0	0	0	0	0	0	4-1	1-0	0	2.45	42
May 26	vs LIU	3.0	1	2	1	2	0	0	0	0	1	0	1	0	0	5-0	1-1	0	2.55	41
Totals		4	17.2	9	6	5	9	4	1	0	1	1	0	4	0	38-25	1-1	0	2.55	-

CAREER HIGHS

Innings	4.0 vs. Fairleigh Dickinson (4/29/18)
Strikeouts	2 @ LIU Brooklyn (5/6/18)
Hits	2 (4x), last vs. Sacred Heart (5/17/18)
Walks	3 @ LIU Brooklyn (5/6/18)
Runs	2 (2x), last vs. LIU Brooklyn (5/26/18)
Earned Runs	2 @ LIU Brooklyn (5/6/18)



OVERALL CAREER STATS

Year	era	w-l	app	qs	cq	sho	sv	ip	h	r	er	bb	so	2b	3b	hr	bf	bavg	wp	hbp	bk	sfa	sha
2018	2.55	1-1	7	4	0	0/0	0	17.2	9	6	5	9	4	1	0	1	75	.148	1	4	0	0	1
TOTAL	2.55	1-1	7	4	0	0/0	0	17.2	9	6	5	9	4	1	0	1	75	.148	1	4	0	0	1

OVERALL CAREER CONFERENCE STATS

Year	era	w-l	app	qs	cq	sho	sv	ip	h	r	er	bb	so	2b	3b	hr	bf	bavg	wp	hbp	bk	sfa	sha
2018	2.61	1-0	4	2	0	0/0	0	10.1	6	3	3	5	2	0	0	1	45	.167	0	3	0	0	1
TOTAL	2.61	1-0	4	2	0	0/0	0	10.1	6	3	3	5	2	0	0	1	45	.167	0	3	0	0	1

2018 WAGNER IN REVIEW



2018 Wagner Baseball Statistics Summary for WAGNER (as of May 26, 2018) (All games)



Record: 38-18 Home: 13-1 Away: 23-14 Neutral: 2-3 NEC: 21-7

Date	Opponent	Score	Player	avg	gp-gs	ab	r	h	2b	3b	hr	rbi	bb	hbp	so	sb-att
2/16	at N.C. Central	w 7-6	27 CAPRA, Phil	.312	56-56	205	42	64	13	0	12	58	35	4	36	2-3
2/18	at N.C. Central	L 3-12	24 MAZZIO, Sean	.307	54-54	205	44	63	7	1	2	23	33	4	31	9-11
2/18	at N.C. Central	L 4-10	33 SABIDO, Freddy	.300	54-54	210	28	63	16	4	6	44	23	0	44	8-11
2/24	at Coppin State	w 3-2	40 SILVESTRONE, Jo	.294	47-47	170	17	50	8	2	1	19	11	1	32	4-5
2/24	at Coppin State	w 9-0	2 MASCELLI, Nick	.280	54-54	218	60	61	16	1	6	25	23	7	29	8-9
2/27	at Rutgers	L 4-11	44 GODINO, Anthony	.267	54-54	195	43	52	16	3	4	36	32	14	40	15-18
3/2	at #23 UCF	L 3-6	20 CALA, Kyle	.264	52-51	182	24	48	10	1	5	33	25	5	33	2-6
3/3	at #23 UCF	L 8-10	15 PECORA, Anthony	.233	54-52	176	19	41	5	2	1	10	16	5	44	6-10
3/4	at #23 UCF	L 0-12	-----													
3/6	vs Virginia Tech	w 7-18	6 MONTENEGRO, B	.290	17-6	31	3	9	1	0	0	2	3	0	10	0-0
3/7	at Stetson	L 0-10	1 BREY, Kyle	.241	14-8	29	2	7	2	0	0	6	0	1	1	0-1
3/10	at Stony Brook	w 14-6	25 JOHNSON, Will	.225	39-31	111	17	25	3	1	1	17	14	3	25	4-5
3/10	at Stony Brook	w 7-2	36 SANFILLIPPO, Tyl	.190	38-23	84	12	16	3	1	0	11	16	0	22	0-1
3/11	at Stony Brook	w 7-3	32 HALL, Brandon	.188	9-6	16	2	3	0	0	0	0	1	0	7	0-0
3/14	at Fordham	w 10-7	42 MATTI, Emil	.105	16-5	19	1	2	0	0	0	0	4	1	3	2-5
3/16	at Saint Joseph's	w 11-1	19 LAUK, Eric	.059	16-3	17	4	1	0	0	0	0	3	0	5	1-1
3/17	at La Salle	w 15-3	7 RUGGIERO, Mike	.000	3-0	2	0	0	0	0	0	0	0	0	0	0-0
3/18	at Villanova	w 8-4	3 WISE, James	.000	3-0	0	0	0	0	0	0	0	0	0	0	0-0
*3/24	BRYANT	w 8-6	Totals	.270	56	1870	318	505	100	16	38	284	239	45	362	61-86
*3/25	BRYANT	w 3-2	Opponents	.252	56	1789	257	451	81	4	24	236	243	63	360	86-105
*3/25	BRYANT	L 1-3														
3/27	at St. John's	L 1-3														
*3/29	at Sacred Heart	w 14-3														
*3/30	at Sacred Heart	w 9-4														
*3/31	at Sacred Heart	w 14-7														
4/4	at Seton Hall	w 4-2														
*4/6	MOUNT ST. MARY'S	w 7-6														
*4/6	MOUNT ST. MARY'S	w 5-3														
*4/7	MOUNT ST. MARY'S	w 2-1														
*4/7	MOUNT ST. MARY'S	w 9-3														
4/11	at Rider	w 4-3														
*4/13	at Central Connecticut	L 3-7														
*4/14	at Central Connecticut	w 5-2														
*4/14	at Central Connecticut	w 6-4														
*4/15	at Central Connecticut	L 6-7														
4/20	at Villanova	w 8-7														
4/21	at Villanova	w 7-2														
4/22	at Villanova	w 6-5														
*4/27	FAIRLEIGH DICKINSON	w 7-3														
*4/28	FAIRLEIGH DICKINSON	w 6-3														
*4/28	FAIRLEIGH DICKINSON	w 4-0														
*4/29	FAIRLEIGH DICKINSON	w 6-1														
*5/4	at LIU Brooklyn	L 7-8														
*5/5	at LIU Brooklyn	w 3-2														
*5/5	at LIU Brooklyn	w 6-5														
*5/6	at LIU Brooklyn	L 3-7														
*5/11	at Bryant	L 1-2														
*5/12	at Bryant	w 4-2														
*5/13	at Bryant	L 2-3														
*5/17	SACRED HEART	w 4-1														
*5/18	SACRED HEART	w 5-4														
*5/18	SACRED HEART	w 3-1														
5/24	vs #3 LIU	L 1-2														
5/25	vs #4 Mount St. Mary's	w 3-1														
5/26	vs #1 Bryant	w 6-1														
5/26	vs #3 LIU	L 5-8														

Player	era	w-l	app	gs	cg	sh	sv	ip	h	r	er	bb	so
12 ABBATIello, Neil	3.30	8-0	15	15	1	0	0	87.1	78	34	32	33	79
28 LIGDA, Eric	3.89	7-2	15	15	1	1	0	88.0	80	42	38	34	60
38 GALLAGHER, Pat	5.67	4-3	16	12	1	1	0	60.1	71	45	38	34	37

35 LePRE, Nick	2.54	1-0	19	0	0	0	2	28.1	19	8	8	10	16
9 ZUPPE, Nick	2.55	1-1	7	4	0	0	0	17.2	9	6	5	9	4
5 ROBINO, Nick	3.09	7-4	25	0	0	0	7	46.2	33	22	16	25	56
11 CURRAO, Brad	4.08	3-0	21	0	0	0	3	35.1	36	21	16	18	24
37 BISHOP, Koby	4.08	2-2	17	6	0	0	1	39.2	34	21	18	26	27
23 PIRROTTA, Mike	4.58	1-0	12	1	0	0	1	19.2	19	11	10	17	12
22 FREIRE, Keaton	5.67	3-2	18	1	0	0	0	39.2	51	30	25	22	32
4 WISEMAN, Kevin	6.75	1-3	5	2	0	0	0	13.1	11	10	10	11	10
31 MOLNAR, Douglas	7.71	0-0	1	0	0	0	0	2.1	4	2	2	0	1
33 SABIDO, Freddy	15.43	0-1	3	0	0	0	0	2.1	5	4	4	4	2
7 RUGGIERO, Mike	27.00	0-0	1	0	0	0	0	0.1	1	1	1	0	0
Totals	4.15	38-18	56	56	3	2	14	481.0	451	257	222	243	360
Opponents	4.85	18-38	56	56	2	2	6	480.2	505	318	259	239	362

PB - Team (9), CAPRA, P. 9, Opp (9). Pickoffs - Team (6), FREIRE, K. 2, ABBATIello, N 1, LIGDA, E. 1, GALLAGHER, P 1, CAPRA, P. 1, Opp (11). SBA/ATT - CAPRA, P. (78-90), ABBATIello, N (14-16), GALLAGHER, P (11-15), LIGDA, E. (12-15), FREIRE, K. (11-14), PIRROTTA, M. (11-12), HALL, B. (8-11), BISHOP, K (8-9), LePRE, N. (5-5), CURRAO, Brad (3-5), ROBINO, N. (3-5), WISEMAN, K. (2-3), ZUPPE, Nick (3-3), SABIDO, F. (2-2), MOLNAR, D. (1-1).

Score by innings	1	2	3	4	5	6	7	8	9	EX	Total
WAGNER	38	24	49	40	33	49	36	16	16	17	318
Opponents	31	21	27	30	26	37	28	36	17	4	257

Win-loss breakouts: Day 35-15; Night 3-3; vs Left 10-7; vs Right 28-11;
 1-run games 11-5; 2-run games 7-3; 5+run games 12-6; Extra inns 6-1; Shutouts 2-2.
 Current streak: Lost 1; Longest winning streak: 9; Longest losing streak: 6.
 Attendance: Home 938 (avg 67); Away 10633 (avg 259); Total 11571 (avg 210).

* = Conference game

2018 WAGNER IN REVIEW



2018 Wagner Baseball Statistics Summary for WAGNER (as of May 18, 2018) (NEC games only)



Record: 21-7 Home: 13-1 Away: 8-6 NEC: 21-7

Date	Opponent	Score	Player	avg	ggs	ab	r	h	2b	3b	hr	rbi	bb	k	ops	slg	stl	cs	sb-att
*3/24	BRYANT	W 8-6	33 SABIDO, Freddy	.390	27-27	100	15	39	9	3	3	28	14	0	15	4-5			
*3/25	BRYANT	W 3-2	24 MAZZIO, Sean	.363	28-28	102	26	37	3	1	0	10	20	2	11	4-4			
*3/25	BRYANT	L 1-3	2 MASCELLI, Nick	.340	26-26	106	34	36	9	1	4	15	9	1	9	5-5			
*3/29	at Sacred Heart	W 14-3	40 SILVESTRONE, Jo	.300	26-26	90	8	27	5	1	1	13	8	1	11	3-4			
*3/30	at Sacred Heart	W 9-4	44 GOBINO, Anthony	.260	27-27	96	18	25	7	2	2	19	13	7	21	8-9			
*3/31	at Sacred Heart	W 14-7	27 CAPRA, Phil	.250	28-28	92	16	23	5	0	2	20	20	2	20	0-1			
*4/6	MOUNT ST. MARY'S	W 7-6	20 CALA, Kyle	.250	28-28	92	15	23	8	0	3	16	18	5	14	0-4			
*4/6	MOUNT ST. MARY'S	W 5-3	15 PECORA, Anthony	.194	28-28	93	9	18	1	2	0	5	5	1	22	1-3			
*4/7	MOUNT ST. MARY'S	W 2-1	1 BREY, Kyle	.286	7-4	14	0	4	2	0	0	3	0	0	0	0-1			
*4/7	MOUNT ST. MARY'S	W 9-3	36 SANFILLIPPO, Tyl	.194	17-11	36	4	7	1	1	0	5	5	0	12	0-8			
*4/13	at Central Connecticut	L 3-7	42 MATTI, Emil	.143	6-2	7	0	1	0	0	0	0	1	1	1	1-3			
*4/14	at Central Connecticut	W 5-2	6 MONTENEGRO, B	.133	8-3	15	1	2	0	0	0	0	1	0	4	0-8			
*4/14	at Central Connecticut	W 6-4	25 JOHNSON, Will	.086	17-12	35	6	3	1	0	0	2	5	3	11	0-8			
*4/15	at Central Connecticut	L 6-7	32 HALL, Brandon	.000	4-3	7	1	0	0	0	0	0	0	0	3	0-8			
*4/27	FAIRLEIGH DICKINSON	W 7-3	19 LAJAK, Eric	.000	5-1	4	0	0	0	0	0	0	1	0	0	0-8			
*4/28	FAIRLEIGH DICKINSON	W 6-3	3 WISE, James	.000	1-8	0	0	0	0	0	0	0	0	0	0	0-8			
*4/28	FAIRLEIGH DICKINSON	W 4-0																	
*4/29	FAIRLEIGH DICKINSON	W 6-1																	
*5/4	at LIU Brooklyn	L 7-8	Totals	.276	28	888	153	345	51	11	15	136	120	23	154	26-39			
*5/4	at LIU Brooklyn	W 3-2	Opponents	.238	28	868	100	207	33	1	11	93	123	27	168	40-42			
*5/5	at LIU Brooklyn	W 6-5	LOB - Team (221), Opp (236). DPs turned - Team (24), Opp (15). CI - Team (2), Opp (5). Pickoffs - Team (3), SABIDO, F. 2, CALA, Kyle 1, Opp (5). Picked off - MASCELLI, N. 2, SILVESTRONE 1, SANFILLIPPO 1, JOHNSON, W. 1.																
*5/6	at LIU Brooklyn	L 3-7																	
*5/11	at Bryant	L 1-2																	
*5/12	at Bryant	W 4-2																	
*5/13	at Bryant	L 2-3																	
*5/17	SACRED HEART	W 4-1																	
*5/18	SACRED HEART	W 5-4																	
*5/18	SACRED HEART	W 3-1																	

* - Conference game

Player	era	w-l	ggs	gcs	avg	ab	sv	ip	h	r	er	bb	so
38 GALLAGHER, Paul	3.12	3-0	0	6	1	1	0	34.2	35	15	12	10	19
12 ABBATELLO, Neil	3.57	4-0	0	6	0	0	0	45.1	47	19	18	10	38
28 LIGDA, Eric	4.74	3-1	0	6	0	0	0	49.1	45	27	26	17	30
4 WESEMAN, Kevin	1.23	1-1	3	0	0	0	0	7.1	2	1	1	4	6
35 LEPRE, Nick	1.80	1-0	0	0	0	0	1	10.0	6	2	2	3	7
11 CURRAD, Brad	2.51	3-0	9	0	0	0	3	14.1	10	4	4	10	10
9 ZUPPE, Nick	2.61	1-0	4	2	0	0	0	10.1	6	3	3	5	2
37 BISHOP, Kirby	2.74	0-2	9	4	0	0	1	23.0	16	8	7	10	10
5 REDDINO, Nick	3.14	2-2	10	0	0	0	5	14.1	11	7	5	9	17
22 FREIRE, Keston	3.50	3-1	7	0	0	0	0	18.0	19	9	7	13	12
23 PIROTTA, Mike	4.22	0-0	6	0	0	0	1	10.2	10	5	5	8	9
Totals	3.41	21-7	28	28	1	1	11	237.1	207	100	90	123	160
Opponents	5.04	7-21	28	28	2	0	2	228.2	245	153	128	128	154

PB - Team (2), CAPRA, P. 2, Opp (4). Pickoffs - Team (4), FREIRE, K. 2, CAPRA, P. 1, GALLAGHER, P. 1, Opp (5). SB/ATT - CAPRA, P. (36-38), ABBATELLO, N. (10-10), LIGDA, E. (7-7), BISHOP, K. (5-6), GALLAGHER, P. (4-5), PIROTTA, M. (5-5), HALL, B. (4-4), FREIRE, K. (4-4), LEPRE, N. (3-3), ZUPPE, Nick (2-2).

Score by Inning	1	2	3	4	5	6	7	8	9	EX	Total
WAGNER	20	20	15	15	13	27	21	8	3	11	153
Opponents	17	8	7	10	5	22	14	7	7	3	100

Win-loss breakdown: Day 20-7; Night 1-0; vs Left 7-4; vs Right 14-3;
1-run games 6-4; 2-run games 5-1; 5-run games 5-0; Extra Inns 2-1; Shutouts 1-0.
Current streak: Won 3; Longest winning streak: 7; Longest losing streak: 2.
Attendance: Home 938 (avg 67); Away 3105 (avg 238); Total 4043 (avg 149).

2018 WAGNER IN REVIEW

2017 Wagner Baseball Overall Statistics for WAGNER (as of Jun 07, 2017) (All games Sorted by Fielding pct)

Player	c	po	a	e	fld%	dp	sba	csb	sba%	pb	ci
7 James Wise	62	56	6	0	1.000	0	19	3	.864	0	0
29 Austin Goeke	14	5	9	0	1.000	0	9	6	.600	0	0
33 Freddy Sabido	7	3	4	0	1.000	0	2	1	.667	0	0
12 Neil Abbatiello	6	0	6	0	1.000	0	16	2	.889	0	0
31 Douglas Molnar	6	1	5	0	1.000	0	0	1	.000	0	0
25 Will Johnson	6	3	3	0	1.000	0	0	0	---	0	0
22 John Mead	5	5	0	0	1.000	0	0	0	---	0	0
8 Rico Viani	4	3	1	0	1.000	0	9	0	1.000	0	0
4 Eric McGough	3	1	2	0	1.000	0	4	0	1.000	0	0
10 Ryan Lauk	2	1	1	0	1.000	0	2	0	1.000	0	0
27 Phil Capra	398	362	31	5	.987	14	62	10	.861	7	0
20 Kyle Cala	118	112	4	2	.983	1	0	0	---	0	0
1 Kyle Brey	196	96	96	4	.980	24	0	0	---	0	0
44 Anthony Godino	81	78	1	2	.975	0	0	0	---	0	0
40 Joe Silvestrone	100	96	1	3	.970	0	0	0	---	0	0
11 Brad Currao	115	104	7	4	.965	13	2	0	1.000	0	0
36 Brendan Benecke	80	71	6	3	.963	2	11	2	.846	2	1
13 Danny Marsh	20	3	16	1	.950	1	15	4	.789	0	0
15 Anthony Pecora	155	53	93	9	.942	14	0	0	---	0	0
3 Nick D'Amore	184	143	29	12	.935	9	0	0	---	0	0
24 Sean Mazzio	203	68	121	14	.931	29	0	0	---	0	0
19 Eric Lauk	15	12	1	2	.867	0	0	0	---	0	0
23 Steven Bowley	7	2	4	1	.857	0	0	1	.000	0	0
5 Nick Robino	5	1	3	1	.800	0	4	0	1.000	0	0
21 Chris Mormile	12	0	9	3	.750	1	18	1	.947	0	0
6 Ethan Pritchett	8	2	2	4	.500	0	11	1	.917	0	0
26 Dario Anderson	0	0	0	0	.000	0	0	0	---	0	0
Totals	1812	1281	461	70	.961	39	92	17	.844	9	1
Opponents	1888	1300	525	63	.967	30	69	27	.719	4	0

Hitting minimums - 1 Games 3.0 TPA/Game
Pitching minimums - 1 Games 1.0 IP/Game



2018 Wagner Baseball Games Summary for WAGNER (as of May 26, 2018) (All games)



Score by innings	1	2	3	4	5	6	7	8	9	EX	Total
WAGNER	38	24	49	40	33	49	36	16	16	17	318
Opponents	31	21	27	30	26	37	28	36	17	4	257

Record when ...	Overall	Conference	Non-Conference	Home games	Away games	Neutral site	Day games	Night games	vs Left starter	vs Right starter	1-Run games	2-Run games	5+Run games	Extra innings	Shutouts	Scoring 0-2 runs 3-5 runs 6-9 runs 10+ runs	Opponent 0-2 runs 3-5 runs 6-9 runs 10+ runs	Scored in 1st inning	Opp. scored in 1st	Scores first	Opp. scores first	
Overall	38-18																											
Conference	21-7																											
Non-Conference	17-11																											
Home games	13-1																											
Away games	23-14																											
Neutral site	2-3																											
Day games	35-15																											
Night games	3-3																											
vs Left starter	10-7																											
vs Right starter	28-11																											
1-Run games	11-5																											
2-Run games	7-3																											
5+Run games	12-6																											
Extra innings	6-1																											
Shutouts	2-2																											
Scoring 0-2 runs	1-7																											
..... 3-5 runs	13-7																											
..... 6-9 runs	18-4																											
..... 10+ runs	6-0																											
Opponent 0-2 runs	17-2																											
..... 3-5 runs	14-3																											
..... 6-9 runs	7-6																											
..... 10+ runs	0-7																											
Scored in 1st inning	16-4																											
Opp. scored in 1st	8-6																											
Scores first	29-7																											
Opp. scores first	9-11																											

Record when team scores:	Runs	W-L
0	0-2	
1	0-4	
2	1-1	
3	5-4	
4	5-2	
5	3-1	
6	6-1	
7	6-2	
8	3-1	
9	3-0	
10+	6-0	

Record when opponent scores:	Runs	W-L
0	2-0	
1	7-0	
2	8-3	
3	4-0	
4	2-0	
5	4-1	
6	3-3	
7	0-2	
8	0-0	
9	0-0	
10+	0-7	

Record when leading after:	Inn.	W-L
1	13-3	
2	16-4	
3	22-4	
4	26-5	
5	27-5	
6	31-4	
7	22-4	
8	22-2	

Record when trailing after:	Inn.	W-L
1	6-6	
2	7-8	
3	9-9	
4	7-11	
5	5-10	
6	3-12	
7	3-11	
8	2-13	

Record when tied after:	Inn.	W-L
1	19-9	
2	15-6	
3	7-5	
4	5-2	
5	6-3	
6	4-2	
7	3-3	
8	4-3	

Current losing streak: 1
Longest winning streak: 9
Longest losing streak: 6

Home attendance : 938 (14 dates avg = 67)
Away attendance : 10633 (41 dates avg = 259)
Total attendance: 11571 (55 dates avg = 210)

2018 WAGNER IN REVIEW

TEAM GAME HIGHS

Batting

At bats:	46	-	at Sacred Heart (Mar 31, 2018)
Runs scored:	15	-	at La Salle (Mar 17, 2018)
Hits:	17	-	at Sacred Heart (Mar 31, 2018)
RBIs:	14	-	at Sacred Heart (Mar 31, 2018)
Doubles:	6	-	at Sacred Heart (Mar 29, 2018)
Triples:	3	-	vs Fairleigh Dickinson (Apr 27, 2018)
Home runs:	4	-	at Villanova (Apr 21, 2018)
Total bases:	30	-	at Sacred Heart (Mar 31, 2018)
Walks:	12	-	at Saint Joseph's (Mar 16, 2018)
Strikeouts:	15	-	at Seton Hall (Apr 04, 2018)
Sac hits:	3	-	vs Mount St. Mary's (May 25, 2018 at Norwich, Conn.)
Sac flies:	2	-	at Sacred Heart (Mar 31, 2018)
	2	-	at Villanova (Apr 20, 2018)
Stolen bases:	6	-	vs BRYANT (Mar 24, 2018)
Hit by pitch:	4	-	at Sacred Heart (Mar 31, 2018)
Caught stealing:	3	-	at Villanova (Apr 20, 2018)
Runners LOB:	14	-	at Sacred Heart (Mar 31, 2018)
Hit into DP:	3	-	at Sacred Heart (Mar 29, 2018)

Fielding

Putouts:	33	-	at Sacred Heart (Mar 31, 2018)
	33	-	at Rider (Apr 11, 2018)
Assists:	15	-	at Fordham (Mar 14, 2018)
	15	-	at Villanova (Apr 20, 2018)
	15	-	at Bryant (May 11, 2018)
Errors:	4	-	at Rutgers (Feb 27, 2018)
	4	-	vs Virginia Tech (Mar 06, 2018 at DeLand, FL)
	4	-	at Central Connecticut (Apr 15, 2018)
Passed balls:	2	-	at St. John's (Mar 27, 2018)
DPs turned:	3	-	at Saint Joseph's (Mar 16, 2018)

Pitching

Innings pitched:	11.0	-	at Sacred Heart (Mar 31, 2018)
	11.0	-	at Rider (Apr 11, 2018)
Runs allowed:	18	-	vs Virginia Tech (Mar 06, 2018 at DeLand, FL)
Earned runs:	13	-	vs Virginia Tech (Mar 06, 2018 at DeLand, FL)
Walks allowed:	10	-	at N.C. Central (Feb 18, 2018)
Strikeouts:	13	-	at Coppin State (Feb 24, 2018)
	13	-	at Seton Hall (Apr 04, 2018)
Hits allowed:	18	-	vs Virginia Tech (Mar 06, 2018 at DeLand, FL)
Doubles allowed:	5	-	vs Virginia Tech (Mar 06, 2018 at DeLand, FL)
Triples allowed:	1	-	(4 times)
Home runs allowed:	3	-	at N.C. Central (Feb 16, 2018)
Wild pitches:	3	-	(4 times)
Hit batters:	4	-	vs Virginia Tech (Mar 06, 2018 at DeLand, FL)
	4	-	at LIU Brooklyn (May 04, 2018)
	4	-	at LIU Brooklyn (May 06, 2018)



2018 Wagner Baseball Season Game Highs for WAGNER (as of May 30, 2018) (All games)

TEAM GAME HIGHS

Batting

At bats:	46	-	at Sacred Heart (Mar 31, 2018)
Runs scored:	15	-	at La Salle (Mar 17, 2018)
Hits:	17	-	at Sacred Heart (Mar 31, 2018)
RBIs:	14	-	at Sacred Heart (Mar 31, 2018)
Doubles:	6	-	at Sacred Heart (Mar 29, 2018)
Triples:	3	-	vs Fairleigh Dickinson (Apr 27, 2018)
Home runs:	4	-	at Villanova (Apr 21, 2018)
Total bases:	30	-	at Sacred Heart (Mar 31, 2018)
Walks:	12	-	at Saint Joseph's (Mar 16, 2018)
Strikeouts:	15	-	at Seton Hall (Apr 04, 2018)
Sac hits:	3	-	vs Mount St. Mary's (May 25, 2018 at Norwich, Conn)
Sac flies:	2	-	at Sacred Heart (Mar 31, 2018)
	2	-	at Villanova (Apr 20, 2018)
Stolen bases:	6	-	vs BRYANT (Mar 24, 2018)
Hit by pitch:	4	-	at Sacred Heart (Mar 31, 2018)
Caught stealing:	3	-	at Villanova (Apr 20, 2018)
Runners LOB:	14	-	at Sacred Heart (Mar 31, 2018)
Hit into DP:	3	-	at Sacred Heart (Mar 29, 2018)

Fielding

Putouts:	33	-	at Sacred Heart (Mar 31, 2018)
	33	-	at Rider (Apr 11, 2018)
Assists:	15	-	at Fordham (Mar 14, 2018)
	15	-	at Villanova (Apr 20, 2018)
	15	-	at Bryant (May 11, 2018)
Errors:	4	-	at Rutgers (Feb 27, 2018)
	4	-	vs Virginia Tech (Mar 06, 2018 at DeLand, FL)
	4	-	at Central Connecticut (Apr 15, 2018)
Passed balls:	2	-	at St. John's (Mar 27, 2018)
DPs turned:	3	-	at Saint Joseph's (Mar 16, 2018)

Pitching

Innings pitched:	11.0	-	at Sacred Heart (Mar 31, 2018)
	11.0	-	at Rider (Apr 11, 2018)
Runs allowed:	18	-	vs Virginia Tech (Mar 06, 2018 at DeLand, FL)
Earned runs:	13	-	vs Virginia Tech (Mar 06, 2018 at DeLand, FL)
Walks allowed:	10	-	at N.C. Central (Feb 18, 2018)
Strikeouts:	13	-	at Coppin State (Feb 24, 2018)
	13	-	at Seton Hall (Apr 04, 2018)
Hits allowed:	18	-	vs Virginia Tech (Mar 06, 2018 at DeLand, FL)
Doubles allowed:	5	-	vs Virginia Tech (Mar 06, 2018 at DeLand, FL)
Triples allowed:	1	-	(4 times)
Home runs allowed:	3	-	at N.C. Central (Feb 16, 2018)
Wild pitches:	3	-	(4 times)
Hit batters:	4	-	vs Virginia Tech (Mar 06, 2018 at DeLand, FL)
	4	-	at LIU Brooklyn (May 04, 2018)
	4	-	at LIU Brooklyn (May 06, 2018)

2018 WAGNER IN REVIEW



2018 Wagner Baseball Game Results for WAGNER (as of May 26, 2018) (All games)



Date	Opponent	Score	Inns	Overall	NEC	Pitcher of record	Attend	Time
Feb 16, 2018	at N.C. Central	w 7-6	(10)	1-0-0	0-0-0	ROBINO, N. (W 1-0)	118	3:30
Feb 18, 2018	at N.C. Central-1	L 3-12	9	1-1-0	0-0-0	LIGDA, E. (L 0-1)	120	3:26
Feb 18, 2018	at N.C. Central-2	L 4-10	9	1-2-0	0-0-0	WISEMAN, K. (L 0-1)	103	3:21
Feb 24, 2018	at Coppin State	w 3-2	(10)	2-2-0	0-0-0	ROBINO, N. (W 2-0)	50	2:57
Feb 24, 2018	at Coppin State-2	w 9-0	7	3-2-0	0-0-0	LIGDA, E. (W 1-1)	50	2:06
Feb 27, 2018	at Rutgers	L 4-11	9	3-3-0	0-0-0	GALLAGHER, P (L 0-1)	326	3:06
Mar 02, 2018	at #23 UCF	L 3-6	9	3-4-0	0-0-0	ROBINO, N. (L 2-1)	1279	3:11
Mar 03, 2018	at #23 UCF	L 8-10	9	3-5-0	0-0-0	SABIDO, F. (L 0-1)	1123	3:39
Mar 04, 2018	at #23 UCF	L 0-12	9	3-6-0	0-0-0	WISEMAN, K. (L 0-2)	1045	2:53
Mar 06, 2018	vs Virginia Tech	L 7-18	9	3-7-0	0-0-0	GALLAGHER, P (L 0-2)	117	3:17
Mar 07, 2018	at Stetson	L 0-10	9	3-8-0	0-0-0	FREIRE, K. (L 0-1)	615	2:51
Mar 10, 2018	at Stony Brook-1	w 14-6	9	4-8-0	0-0-0	ABBATIello,N (W 1-0)	273	3:01
Mar 10, 2018	at Stony Brook-2	w 7-2	7	5-8-0	0-0-0	LIGDA, E. (W 2-1)	273	2:15
Mar 11, 2018	at Stony Brook	w 7-3	9	6-8-0	0-0-0	BISHOP, K (W 1-0)	387	2:57
Mar 14, 2018	at Fordham	w 10-7	(10)	7-8-0	0-0-0	ROBINO, N. (W 3-1)	111	3:38
Mar 16, 2018	at Saint Joseph's	w 11-1	9	8-8-0	0-0-0	LIGDA, E. (W 3-1)	116	3:09
Mar 17, 2018	at La Salle	w 15-3	9	9-8-0	0-0-0	ABBATIello,N (W 2-0)	57	3:26
Mar 18, 2018	at Villanova	w 8-4	9	10-8-0	0-0-0	BISHOP, K (W 2-0)	159	3:28
* Mar 24, 2018	BRYANT	w 8-6	9	11-8-0	1-0-0	GALLAGHER, P (W 1-2)	50	03:2
* Mar 25, 2018	BRYANT-1	w 3-2	9	12-8-0	2-0-0	ABBATIello,N (W 3-0)	55	2:42
* Mar 25, 2018	BRYANT-2	L 1-3	9	12-9-0	2-1-0	BISHOP, K (L 2-1)	55	2:37
Mar 27, 2018	at St. John's	L 1-3	9	12-10-0	2-1-0	GALLAGHER, P (L 1-3)	143	2:43
* Mar 29, 2018	at Sacred Heart	w 14-3	9	13-10-0	3-1-0	FREIRE, K. (W 1-1)	90	3:18
* Mar 30, 2018	at Sacred Heart	w 9-4	9	14-10-0	4-1-0	LIGDA, E. (W 4-1)	96	3:02
* Mar 31, 2018	at Sacred Heart	w 14-7	(11)	15-10-0	5-1-0	CURRAO, Brad (W 1-0)	134	4:06
Apr 04, 2018	at Seton Hall	w 4-2	9	16-10-0	5-1-0	PIRROTTA, M. (W 1-0)	71	3:19
* Apr 06, 2018	MOUNT ST. MARY'S-1	w 7-6	9	17-10-0	6-1-0	ROBINO, N. (W 4-1)	55	2:57
* Apr 06, 2018	MOUNT ST. MARY'S-2	w 5-3	7	18-10-0	7-1-0	CURRAO, Brad (W 2-0)	55	2:17
* Apr 07, 2018	MOUNT ST. MARY'S-1	w 2-1	7	19-10-0	8-1-0	FREIRE, K. (W 2-1)	55	2:08
* Apr 07, 2018	MOUNT ST. MARY'S-2	w 9-3	9	20-10-0	9-1-0	GALLAGHER, P (W 2-3)	55	2:43
Apr 11, 2018	at Rider	w 4-3	(11)	21-10-0	9-1-0	ROBINO, N. (W 5-1)	315	3:10
* Apr 13, 2018	at Central Connecticut	L 3-7	9	21-11-0	9-2-0	LIGDA, E. (L 4-2)	208	2:24
* Apr 14, 2018	at Central Connecticut-1	w 5-2	7	22-11-0	10-2-0	ABBATIello,N (W 4-0)	-	2:13
* Apr 14, 2018	at Central Connecticut-2	w 6-4	7	23-11-0	11-2-0	CURRAO, Brad (W 3-0)	223	2:15
* Apr 15, 2018	at Central Connecticut	L 6-7	9	23-12-0	11-3-0	ROBINO, N. (L 5-2)	187	3:23
Apr 20, 2018	at Villanova	w 8-7	9	24-12-0	11-3-0	LIGDA, E. (W 5-2)	107	3:22
Apr 21, 2018	at Villanova	w 7-2	9	25-12-0	11-3-0	ABBATIello,N (W 5-0)	257	2:32
Apr 22, 2018	at Villanova	w 6-5	9	26-12-0	11-3-0	ROBINO, N. (W 6-2)	313	3:02
* Apr 27, 2018	FAIRLEIGH DICKINSON	w 7-3	9	27-12-0	12-3-0	LIGDA, E. (W 6-2)	75	2:31
* Apr 28, 2018	FAIRLEIGH DICKINSON-1	w 6-3	7	28-12-0	13-3-0	ABBATIello,N (W 6-0)	85	1:59
* Apr 28, 2018	FAIRLEIGH DICKINSON-2	w 4-0	7	29-12-0	14-3-0	GALLAGHER, P (W 3-3)	80	2:44
* Apr 29, 2018	FAIRLEIGH DICKINSON	w 6-1	9	30-12-0	15-3-0	ZUPPE, Nick (W 1-0)	65	2:35
* May 04, 2018	at LIU Brooklyn	L 7-8	9	30-13-0	15-4-0	ROBINO, N. (L 6-3)	303	3:18
* May 05, 2018	at LIU Brooklyn-1	w 3-2	7	31-13-0	16-4-0	ABBATIello,N (W 7-0)	234	2:13
* May 05, 2018	at LIU Brooklyn-2	w 6-5	7	32-13-0	17-4-0	WISEMAN, K. (W 1-2)	284	2:30
* May 06, 2018	at LIU Brooklyn	L 3-7	9	32-14-0	17-5-0	FREIRE, K. (L 2-2)	180	3:20
* May 11, 2018	at Bryant	L 1-2	(11)	32-15-0	17-6-0	WISEMAN, K. (L 1-3)	350	3:00
* May 12, 2018	at Bryant	w 4-2	(10)	33-15-0	18-6-0	ROBINO, N. (W 7-3)	516	3:32
* May 13, 2018	at Bryant	L 2-3	9	33-16-0	18-7-0	BISHOP, K (L 2-2)	300	3:05
* May 17, 2018	SACRED HEART	w 4-1	9	34-16-0	19-7-0	LIGDA, E. (W 7-2)	106	2:41
* May 18, 2018	SACRED HEART-1	w 5-4	9	35-16-0	20-7-0	LePRE, N. (W 1-0)	95	3:10
* May 18, 2018	SACRED HEART-2	w 3-1	9	36-16-0	21-7-0	FREIRE, K. (W 3-2)	52	2:38
May 24, 2018	vs #3 LIU	L 1-2	9	36-17-0	21-7-0	ROBINO, N. (L 7-4)	0	2:52
May 25, 2018	vs #4 Mount St. Mary's	w 3-1	9	37-17-0	21-7-0	ABBATIello,N (W 8-0)	0	2:10
May 26, 2018	vs #1 Bryant	w 6-1	9	38-17-0	21-7-0	GALLAGHER, P (W 4-3)	0	2:40
May 26, 2018	vs #3 LIU	L 5-8	9	38-18-0	21-7-0	ZUPPE, Nick (L 1-1)	0	3:04

* = Conference game
() extra inning game

2018 NEC IN REVIEW

School	Northeast Conference				Overall				
	Record	Pct	H	A	Record	Pct	H	A	N
1. Bryant # *	21-7	.750	11-3	10-4	32-23-1	.580	12-3	16-17-1	4-3
WAGNER # *	21-7	.750	13-1	8-6	38-18	.679	13-1	23-14	2-3
3. LIU Brooklyn \$ *	16-12	.571	8-6	8-6	31-24	.564	15-7	11-15	5-2
4. Mount St. Mary's *	15-13	.536	10-5	5-8	21-33	.389	12-6	7-19	2-8
5. Sacred Heart	12-16	.429	7-6	5-10	17-35	.327	7-7	8-25	2-3
6. Central Connecticut	12-16	.407	8-7	4-9	18-28	.391	10-10	7-15	1-3
7. Fairleigh Dickinson	1-26	.037	0-13	1-13	10-37	.213	3-15	7-22	0-0

* - Clinched NEC Tournament berth

#- Clinched NEC Regular Season Title

\$- Clinched NEC Tournament



C	Phil Capra	Wagner
DH	Gaby Cruz	Bryant
SP	Steve Theetge	Bryant
SP	Tyler Mattison	Bryant
SP	Patrick Clyne	LIU Brooklyn
RP	Mike Kreiger	LIU Brooklyn

2018 WEEKLY AWARDS

Week	Player	Pitcher	Rookie
1	A.Turner (LIU)	S.Theetge (BRY)	S. Owens (BRY)
2	T.Panno (BRY)	V.Morgese (BRY)	S. Owens (BRY)
3	M.Gasper (BRY)	P.Clyne (LIU)	R. Ward (BRY)
4	P.Capra (WAG)	Z.Pederson (LIU)	S. Kelly (BRY)
	J.Cilliento (BRY)	C.Zeller (FDU)	A. Frank (FDU)
			R. Ward (BRY)
5	A.Godino (WAG)	C.Thompson (SHU)	P.Stephens CCSU)
6	C.Kanios (CCSU)	V.Morgese (BRY)	R. Ward (BRY)
7	F.Sabido (WAG)	P.Clyne (LIU)	R. Ward (BRY)
		T.McGough (MSM)	
8	J.Cilliento (BRY)	M.Pirrotta (WAG)	R. Ward (BRY)
9	R.Ward (BRY)	N.Wrighter (BRY)	R. Ward (BRY)
10	P.Capra (WAG)	P.Clyne (LIU)	P. Gallagher
		B. Fox (CCSU)	
11	M.Gasper (BRY)	T.McGough (MSM)	T.Mattison (BRY)
		J.Patterson (BRY)	
12	D.Schock (SHU)	R.Griswold (LIU)	T. Savastio (MSM)
			R. LaMay (SHU)
13	A.Capozziello (SHU)	S.Theetge (BRY)	R. Ward (BRY)
14	D.Paiotti (LIU)	E. Ligda (WAG)	B. Kennedy (MSM)

2018 NEC BASEBALL AWARD WINNERS

Player of the Year	Ryan Ward	Bryant
Pitcher of the Year	Jack Patterson	Bryant
Rookie of the Year	Ryan Ward	Bryant
Coach of the Year	JIM CARONE	WAGNER

FIRST TEAM

1B	Andrew Turner	LIU Brooklyn
2B	Dean Lockery	Central Connecticut
3B	Alex Briggs	LIU Brooklyn
SS	Sean Mazzio	Wagner
OF	Ryan Ward	Bryant
OF	Dan Schock	Sacred Heart
OF	James Cilliento	Bryant
C	Mickey Gasper	Bryant
DH	Freddy Sabdio	Wagner
SP	Jack Patterson	Bryant
SP	Trey McGough	Mount St. Mary's
SP	Neil Abbatiello	Wagner
RP	Nick Robino	Wagner

SECOND TEAM

1B	Chris Wright	Bryant
2B	Alex Kriss	Mount St. Mary's
3B	Vaughn Parker II	Mount St. Mary's
SS	Patrick Causa	Mount St. Mary's
OF	Anthony Capozziello	Sacred Heart
OF	Andrew Smith	LIU Brooklyn
OF	Kyle Cala	Wagner

2018 ALL-TOURNAMENT TEAM

MVP	Gregory Vaughn, Jr.	LIU Brooklyn
	Joe Mercadante	LIU Brooklyn
	Andrew Turner	LIU Brooklyn
	Patrick Clyne	LIU Brooklyn
	Rob Griswold	LIU Brooklyn
	Neil Abbatiello	Wagner
	Eric Ligda	Wagner
	James Cilliento	Bryant
	Ryan Ward	Bryant

2018 NEC IN REVIEW

TEAM BATTING

School	G	Avg	AB	R	H	2B	3B	HR	RBI	SB-ATT
Bryant	56	.303	1932	376	585	106	18	45	334	49-64
Central Connecticut	46	.272	1494	211	406	55	7	22	194	38-50
LIU Brooklyn	55	.272	1823	322	495	99	11	42	290	82-111
WAGNER	56	.270	1871	318	505	100	16	38	284	61-86
Mount St. Mary's	54	.263	1743	275	459	88	10	28	237	53-78
Sacred Heart	52	.254	1698	265	432	69	9	34	238	53-70
Fairleigh Dickinson	47	.249	1468	178	366	80	12	24	161	52-70

TEAM PITCHING

School	G	ERA	W	L	SV	IP	H	R	ER	BB-SO
WAGNER	56	4.15	38	18	14	481.0	451	257	222	243-360
Bryant	56	4.47	32	23	13	473.2	476	290	235	255-432
LIU Brooklyn	55	4.70	31	24	11	471.0	492	285	246	267-427
Central Connecticut	46	5.25	18	28	9	382.0	432	253	223	167-271
Sacred Heart	52	6.42	17	35	4	434.1	555	363	310	225-345
Mount St. Mary's	54	7.34	21	33	5	438.2	533	402	358	278-286
Fairleigh Dickinson	47	7.83	10	36	5	370.0	522	362	322	226-285

TEAM FIELDING

School	C	PO	A	E	PCT	DP	PB	SBA-CSB	SBA%
LIU Brooklyn	2028	1413	562	53	.974	49	7	71-26	.732
WAGNER	2054	1443	557	54	.974	42	9	86-19	.819
Bryant	2045	1421	558	66	.968	41	9	46-23	.667
Central Connecticut	1632	1146	433	53	.968	35	4	36-22	.621
Mount St. Mary's	1840	1316	462	62	.966	36	19	65-29	.691
Fairleigh Dickinson	1588	1110	421	57	.964	28	7	66-25	.725
Sacred Heart	1823	1303	451	69	.962	41	8	65-26	.714

WAGNER NEC BATTING LEADERS

BATTING AVG.		RUNS BATTED IN	
8. Phil Capra	.312	1. Phil Capra	58
10. Sean Mazzio	.307	5. Freddy Sabido	44
SLUGGING PCT		DOUBLES	
4. Phil Capra	.551	3. Freddy Sabido	16
9. Freddy Sabdio	.500	3. Nick Mascelli	16
ON-BASE PCT		3. Anthony Godino	
7. Sean Mazzio	.412	16	
8. Phil Capra	.409	TRIPLES	
10. Anthony Godino	.405	3. Freddy Sabido	
RUNS SCORED		4. Anthony Gdoino	
1. Nick Mascelli	60	3	
5. Sean Mazzio	44	HOME RUNS	
7. Anthony Godino	43	2. Phil Capra	
8. Phil Capra	42	12	
HITS		WALKS	
4. Phil Capra	64	3. Phil Capra	
5. Freddy Sabido	63	35	
5. Sean Mazzio	63	5. Sean Mazzio	
7. Nick Mascelli	61	33	
		8. Anthony Godino	
		32	
		STOLEN BASES	
		5. Anthony Godino	
		15	

WAGNER NEC PITCHING LEAD-

EARNED RUN AVERAGE		RUNNERS PICKED OFF	
2. Neil Abbatiello	3.30	7. Keaton Freire	2
6. Eric Ligda	3.89	APPEARANCES	
OPPOSING BATTING AVG.		2. Nick Robino	
1. Neil Abbatiello	.239	25	
3. Eric Ligda	.250	6. Brad Currao	
INNINGS PITCHED		21	
1. Eric Ligda	88.0	GAMES STARTED	
2. Neil Abbatiello	87.1	1. Neil Abbatiello	
STRIKEOUTS		15	
3. Neil Abbatiello	79	1. Eric Ligda	
8. Eric Ligda	60	15	
WINS		GAMES FINISHED	
1. Neil Abbatiello	8	2. Nick Robino	
2. Eric Ligda	7	19	
2. Nick Robino	7	4. Nick LePre	
SAVES		11	
2. Nick Robino	7	GAMES IN RELIEF	
5. Brad Currao	3	2. Nick Robino	
		25	
		5. Brad Currao	
		21	
		8. Nick LePre	
		19	

HISTORY - YEAR BY YEAR RESULTS

OVERALL RECORD

YEAR	W	L	T	PCT	COACH
1945	1	6	0	.143	Herb Sutter
1946	9	4	0	.692	Herb Sutter
1947	9	6	1	.594	Herb Sutter
1948	17	5	1	.761	Herb Sutter
1949	8	8	0	.500	Herb Sutter
1950	12	5	1	.694	Herb Sutter
1951	13	7	0	.650	Herb Sutter
1952	7	14	0	.333	Herb Sutter
1953	11	10	0	.524	Herb Sutter
1954	8	10	0	.444	Herb Sutter
1955	14	5	1	.725	Herb Sutter
1956	6	12	0	.333	Herb Sutter
1957	7	13	0	.350	Jeff Safford
1958	3	15	1	.184	Hank Majeski
1959	9	11	1	.452	Herb White
1960	9	12	0	.429	Herb Sutter
1961	10	7	1	.553	Herb Sutter
1962	10	6	1	.618	Herb Sutter
1963	5	11	1	.324	Herb Sutter
1964	3	15	1	.184	Herb White
1965	2	13	0	.133	Herb White
1966	7	8	0	.467	Herb White
1967	2	8	1	.227	Ralph Ferraro
1968	12	9	0	.571	Ralph Ferraro
1969	9	10	0	.474	Ralph Ferraro
1970	6	14	0	.300	Ralph Ferraro
1971	7	13	0	.350	Ralph Ferraro
1972	6	12	2	.350	Ralph Ferraro
1973	9	13	0	.409	Ralph Ferraro
1974	6	15	0	.286	Ralph Ferraro
1975	7	13	0	.350	Ralph Ferraro
1976	11	12	0	.478	Ralph Ferraro
1977	5	15	1	.262	Ralph Ferraro
1978	8	15	2	.360	Joe Consagra
1979	10	19	1	.350	Joe Consagra
1980	14	11	1	.558	Rich Bellini
1981	20	14	0	.588	Larry Anderson
1982	14	24	0	.368	Larry Anderson
1983	13	14	1	.482	Larry Anderson
1984	10	15	1	.404	Tim Capstraw
1985	11	15	2	.429	Tim Capstraw
1986	3	27	0	.100	Tom Hahne
1987	11	27	0	.289	Tom Hahne
1988	12	28	2	.310	Tom Hahne
1989	18	13	0	.581	Tom Hahne
1990	17	15	2	.529	Tom Hahne
1991	16	18	0	.471	Tom Hahne
1992	16	22	0	.421	Rich Vitaliano
1993	9	23	0	.281	Rich Vitaliano
1994	19	20	0	.487	Rich Vitaliano
1995	15	30	0	.333	Rich Vitaliano
1996	14	24	0	.368	Rich Vitaliano
1997	17	29	2	.375	Rich Vitaliano
1998	10	35	0	.222	Rich Vitaliano
1999	20	23	0	.465	Rich Vitaliano
2000	24	30	0	.444	Joe Litterio
2001	16	30	0	.348	Joe Litterio
2002	10	39	0	.204	Joe Litterio
2003	11	36	0	.229	Joe Litterio
2004	20	29	0	.408	Joe Litterio
2005	22	27	0	.449	Joe Litterio
2006	18	34	0	.346	Joe Litterio
2007	17	34	0	.333	Joe Litterio
2008	27	28	0	.491	Joe Litterio
2009	31	21	0	.596	Joe Litterio
2010	26	31	0	.456	Joe Litterio
2011	18	33	0	.353	Joe Litterio
2012	22	33	0	.400	Jim Carone
2013	24	31	0	.436	Jim Carone
2014	19	35	0	.352	Jim Carone
2015	27	23	1	.539	Jim Carone
2016	19	33	0	.365	Jim Carone
2017	22	28	0	.440	Jim Carone
2018	38	18	0	.692	Jim Carone
TOTALS	968	1366	28	.416	

OVERALL CONFERENCE RECORD

YEAR	W	L	T	COACH	CONF.
1978	2	10	2	Joe Consagra	ECAC Metro
1979	N/A			Joe Consagra	ECAC Metro
1980	N/A			Rich Bellini	ECAC Metro
1981	4	5	0	Larry Anderson	ECAC Metro
1982	4	8	0	Larry Anderson	ECAC Metro
1983	6	6	0	Larry Anderson	ECAC Metro
1984	5	7	0	Tim Capstraw	ECAC Metro
1985	4	8	0	Tim Capstraw	ECAC Metro
1986	2	19	0	Tom Hahne	ECAC Metro
1987	4	8	0	Tom Hahne	ECAC Metro
1988	4	8	0	Tom Hahne	ECAC Metro
1989	5	6	0	Tom Hahne	NEC
1990	6	6	0	Tom Hahne	NEC
1991	7	8	0	Tom Hahne	NEC
1992	12	6	0	Rich Vitaliano	NEC
1993	6	14	0	Rich Vitaliano	NEC
1994	11	10	0	Rich Vitaliano	NEC
1995	9	12	0	Rich Vitaliano	NEC
1996	8	12	0	Rich Vitaliano	NEC
1997	12	9	0	Rich Vitaliano	NEC
1998	4	11	0	Rich Vitaliano	NEC
1999	11	9	0	Rich Vitaliano	NEC
2000	14	8	0	Joe Litterio	NEC
2001	8	14	0	Joe Litterio	NEC
2002	8	19	0	Joe Litterio	NEC
2003	10	16	0	Joe Litterio	NEC
2004	12	11	0	Joe Litterio	NEC
2005	13	10	0	Joe Litterio	NEC
2006	15	9	0	Joe Litterio	NEC
2007	10	17	0	Joe Litterio	NEC
2008	17	11	0	Joe Litterio	NEC
2009	17	9	0	Joe Litterio	NEC
2010	17	15	0	Joe Litterio	NEC
2011	12	20	0	Joe Litterio	NEC
2012	15	17	0	Jim Carone	NEC
2013	16	16	0	Jim Carone	NEC
2014	11	13	0	Jim Carone	NEC
2015	15	9	0	Jim Carone	NEC
2016	13	19	0	Jim Carone	NEC
2017	13	12	0	Jim Carone	NEC
2018	21	7	0	Jim Carone	NEC
TOTALS	383	434	2	(.469)	
ECAC	35	79	2	(.310)	
NEC	348	355	0	(.495)	

HISTORY - YEAR BY YEAR RESULTS

WAGNER™

BASEBALL



Joe Litterio




Jim Carone



Herb Sutter



Ralph Ferraro



Tim Capstraw

COACHING RECORDS

COACH	YEARS	W	L	T	PCT
Joe Litterio	12	240	372	2	.393
JIM CARONE	7	171	201	1	.460
Herb Sutter	16	149	128	7	.537
Rich Vitaliano	8	120	208	3	.367
Ralph Ferraro	11	80	134	4	.376
Tom Hahne	6	77	128	4	.378
Larry Anderson	3	47	52	1	.475
Tim Capstraw	2	21	30	3	.417
Herb White	4	21	47	2	.314
Joe Consagra	2	15	37	2	.296
Rich Bellini	1	14	11	1	.558
Jeff Safford	1	7	13	0	.350
Hank Majewski	1	3	15	1	.184
OVERALL:	73	968	1366	28	.407
NEC CONFERENCE:	29	348	434	2	.469

HISTORY - SERIES RECORDS

AMERICA EAST 13-28-0		
Opponent	W-L-T	Last Meeting
Albany	0-1-0	4/27/2000
Binghamton	0-0-0	---
Hartford	0-1-0	3/15/2000
Maine	0-5-0	3/30/2009
Stony Brook	4-9-0	3/11/2018
UMBC	9-12-0	3/7/2009
UMass-Lowell	0-0-0	---

THE AMERICAN 0-23-1 (AAC)		
Opponent	W-L-T	Last Meeting
Central Florida	0-21-0	3/4/2018
Cincinnati	0-0-0	---
Connecticut	0-0-0	---
East Carolina	0-0-0	---
Houston	0-0-0	---
Memphis	0-0-0	---
Tulane	0-0-0	---
South Florida	0-2-1	2/22/2015

ATLANTIC COAST 3-17-0 (ACC)		
Opponent	W-L-T	Last Meeting
Boston College	1-2-0	3/12/2005
Clemson	0-0-0	---
Duke	0-0-0	---
Florida State	0-0-0	---
Georgia Tech	0-0-0	---
Louisville	0-0-0	---
Miami (FL)	0-1-0	5/26/2000
North Carolina	0-0-0	---
NC State	0-2-0	2/24/2013
Notre Dame	0-0-0	---
Pittsburgh	2-5-0	3/6/2005
Virginia	0-5-0	3/6/2019
Virginia Tech	0-2-0	3/6/2018
Wake Forest	0-0-0	---

ATLANTIC SUN 12-17-0 (ASUN)		
Opponent	W-L-T	Last Meeting
Florida Gulf Coast	0-0-0	---
Jacksonville	3-7-0	3/11/2012
Kennesaw St.	0-0-0	---
Lipscomb	0-0-0	---
NJIT	8-4-0	4/19/2015
North Florida	1-4-0	3/8/2011
USC-Upstate	0-1-0	1989
Stetson	0-1-0	3/7/2018

ATLANTIC 10 20-64-1 (A10)		
Opponent	W-L-T	Last Meeting
Davidson	0-3-0	3/13/1988
Fordham	9-32-1	3/13/2019
George Mason	0-0-0	---
George Washington	0-1-0	3/18/2006
La Salle	2-4-0	3/17/2018
Massachusetts	1-0-0	1982
Rhode Island	1-5-0	2001
Richmond	1-5-0	3/3/2013
St. Bonaventure	2-0-0	4/14/2017
Saint Joseph's	3-3-0	3/16/2018
Saint Louis	0-0-0	---
VCU	1-11-0	3/13/2016

BIG EAST 25-99-0		
Opponent	W-L-T	Last Meeting
Butler	0-0-0	---
Creighton	0-0-0	---
Georgetown	0-0-0	---
St. John's	10-58-0	3/27/2018
Seton Hall	8-35-0	3/23/2019
Villanova	7-6-0	4/22/2018
Xavier	0-0-0	---

BIG SOUTH 7-24-0		
Opponent	W-L-T	Last Meeting
Campbell	0-0-0	---
Charleston Southern	2-1-0	---
Coastal Carolina	0-0-0	---
Gardner-Webb	0-0-0	---
High Point	0-0-0	---
Liberty	0-0-0	---
Longwood	1-2-0	2/28/2016
Presbyterian	0-0-0	---
Radford	0-1-0	3/11/2002
UNC Asheville	0-3-0	1997
Winthrop	4-17-0	2/26/2011

BIG TEN 4-27-2		
Opponent	W-L-T	Last Meeting
Illinois	0-1-0	2/27/2005
Indiana	0-1-0	2/23/2001
Iowa	0-0-0	---
Maryland	0-0-0	---
Michigan	0-1-0	3/19/2006
Michigan St.	0-0-0	---
Minnesota	0-0-0	---
Nebraska	0-0-0	---
Ohio St.	0-0-0	---
Penn St.	0-0-0	---
Purdue	0-0-0	---
Rutgers	4-24-2	2/27/2018

BIG 12 0-1-0		
Opponent	W-L-T	Last Meeting
Baylor	0-0-0	---
Kansas	0-0-0	---
Kansas St.	0-1-0	3/15/2002
Oklahoma	0-0-0	---
Oklahoma St.	0-0-0	---
Texas	0-0-0	---
TCU	0-0-0	---
Texas Tech	0-0-0	---
West Virginia	0-0-0	---

BIG WEST 0-12-0		
Opponent	W-L-T	Last Meeting
Cal Poly	0-3-0	3/16/2014
Cal St Fullerton	0-0-0	---
Cal St. Northridge	0-0-0	---
Hawai'i	0-5-0	2/26/2012
Long Beach St.	0-0-0	---
UC Davis	0-0-0	---
UC Irvine	0-0-0	---
UC Riverside	0-0-0	---
UC Santa Barbara	0-4-0	3/23/2014

HISTORY - SERIES RECORDS

COLONIAL	13-41-2	(CAA)
Opponent	W-L-T	Last Meeting
College of Charleston	0-0-0	---
Delaware	0-6-0	3/12/2017
Elon	1-5-0	3/3/2019
Hofstra	9-18-2	5/7/2014
James Madison	1-5-0	3/5/2006
Northeastern	1-1-0	3/14/2015
Towson	0-3-0	3/5/2017
UNC Wilmington	0-0-0	---
William & Mary	1-3-0	3/16/2009

CONFERENCE USA	3-18-0	(C-USA)
Opponent	W-L-T	Last Meeting
Charlotte	1-3-0	3/4/2012
Florida International	2-11-0	3/2/2008
Florida Atlantic	0-4-0	2001
Louisiana Tech	0-0-0	---
Marshall	0-0-0	---
Middle Tennessee St.	0-0-0	---
Old Dominion	0-0-0	---
Rice	0-0-0	---
Southern Mississippi	0-0-0	---
UAB	0-0-0	---
UT-San Antonio	0-0-0	---
Western Kentucky	0-0-0	---

HORIZON LEAGUE	0-0-0	(HORIZON)
Opponent	W-L-T	Last Meeting
Oakland	0-0-0	---
Illinois-Chicago	0-0-0	---
Northern Kentucky	0-0-0	---
Valparaiso	0-0-0	---
Wright St.	0-0-0	---
Youngstown St.	0-0-0	---

INDEPENDENT (D1)	11-31-0	
Opponent	W-L-T	Last Meeting
NYIT	11-31-0	4/1/2017

IVY LEAGUE	11-28-0	(IVY)
Opponent	W-L-T	Last Meeting
Brown	0-0-0	---
Columbia	7-7-0	4/10/2003
Cornell	0-1-0	3/22/1995
Dartmouth	0-0-0	---
Harvard	0-0-0	---
Pennsylvania	0-1-0	1978
Princeton	1-11-0	4/15/1999
Yale	3-8-0	3/8/2009

METRO ATLANTIC	136-144-2	(MAAC)
Opponent	W-L-T	Last Meeting
Canisius	0-0-0	---
Fairfield	1-0-0	4/15/2015
Iona	12-12-1	4/20/2012
Manhattan	13-16-1	4/29/2015
Marist	9-10-0	5/8/2016
Monmouth	37-61-0	3/24/2019
Niagara	0-0-0	---
Quinnpiac	34-16-0	4/28/2013
Rider	6-15-0	4/11/2018
Saint Peter's	25-11-0	3/20/2019
Siena	0-3-0	4/27/2006

MID-AMERICAN	3-6-0	(MAC)
Opponent	W-L-T	Last Meeting
Ball State	0-1-0	3/16/2002
Bowling Green	0-1-0	1976
Buffalo	1-0-0	2000
Central Michigan	0-0-0	---
Eastern Michigan	0-0-0	---
Kent State	1-4-0	2/25/2011
Miami (OH)	1-0-0	3/14/2002
Northern Illinois	0-0-0	---
Ohio	0-0-0	---
Toledo	0-0-0	---
Western Michigan	0-0-0	---

MID-EASTERN	8-10-0	(MEAC)
Opponent	W-L-T	Last Meeting
Bethune-Cookman	0-2-0	3/13/2010
Coppin State	3-0-0	2/24/2018
Delaware State	1-4-0	3/22/2009
Florida A&M	0-0-0	---
Maryland Eastern Shore	0-0-0	---
Norfolk State	3-2-0	3/6/2016
North Carolina A&T	0-0-0	---
North Carolina Central	1-2-0	2/18/2018
Savannah State	0-0-0	---

MISSOURI VALLEY	0-4-0	(VALLEY)
Opponent	W-L-T	Last Meeting
Bradley	0-0-0	---
Dallas Baptist	0-0-0	---
Evansville	0-0-0	---
Illinois State	0-4-0	2001
Indiana State	0-0-0	---
Missouri State	0-0-0	---
Southern Illinois	0-0-0	---
Wichita State	0-0-0	---

MOUNTAIN WEST	0-7-0	(MW)
Opponent	W-L-T	Last Meeting
Air Force	0-0-0	---
Fresno State	0-2-0	3/11/2015
Nevada	0-0-0	---
New Mexico	0-0-0	---
San Diego State	0-5-0	---
San Jose State	0-0-0	---
UNLV	0-0-0	---

NORTHEAST	350-357-0	(NEC)
Opponent	W-L-T	Last Meeting
Bryant	13-29-0	5/26/2018
Central Connecticut	32-56-0	4/15/2018
Fairleigh Dickinson	71-79-0	4/29/2018
LIU Brooklyn	61-64-1	5/26/2018
Mount St. Mary's	62-42-0	3/17/2019
Sacred Heart	37-37-0	5/18/2018

HISTORY - SERIES RECORDS

OHIO VALLEY	1-0-0	(OVC)
Opponent	W-L-T	Last Meeting
Austin Peay	0-0-0	---
Belmont	0-0-0	---
Eastern Illinois	0-0-0	---
Eastern Kentucky	1-0-0	2001
Jacksonville State	0-0-0	---
Morehead State	0-0-0	---
Murray State	0-0-0	---
SE Missouri State	0-0-0	---
SIU Edwardsville	0-0-0	---
UT-Martin	0-0-0	---
Tennessee Tech	0-0-0	---

PAC-12	0-3-0	
Opponent	W-L-T	Last Meeting
Arizona	0-3-0	3/15/2003
Arizona St.	0-0-0	---
California	0-0-0	---
Oregon	0-0-0	---
Oregon St.	0-0-0	---
Stanford	0-0-0	---
UCLA	0-0-0	---
USC	0-0-0	---
Utah	0-0-0	---
Washington	0-0-0	---
Washington St.	0-0-0	---

PATRIOT LEAGUE	35-29-1	(PL)
Opponent	W-L-T	Last Meeting
Army	9-9-1	3/18/2014
Bucknell	2-1-0	2000
Holy Cross	2-1-0	3/18/2017
Lafayette	10-5-0	3/20/2013
Lehigh	12-12	4/27/2004
Navy	0-1-0	1976

SOUTHEASTERN	0-3-0	(SEC)
Opponent	W-L-T	Last Meeting
Alabama	0-0-0	---
Arkansas	0-0-0	---
Auburn	0-0-0	---
Florida	0-2-0	3/10/1993
Georgia	0-0-0	---
Kentucky	0-0-0	---
LSU	0-0-0	---
Ole Miss	0-0-0	---
Mississippi St.	0-0-0	---
Missouri	0-0-0	---
South Carolina	0-1-0	3/12/1992
Tennessee	0-0-0	---
Texas A&M	0-0-0	---
Vanderbilt	0-0-0	---

SOUTHERN	0-13-0	(SoCON)
Opponent	W-L-T	Last Meeting
The Citadel	0-3-0	3/11/1988
East Tennessee State	0-7-0	2/24/2019
Furman	0-0-0	---
Mercer	0-0-0	---
Samford	0-0-0	---
UNC Greensboro	0-0-0	---
Virginia Military	0-0-0	---
Western Carolina	0-3-0	2/29/2011
Wofford	0-0-0	---

SOUTHLAND	0-1-0	
Opponent	W-L-T	Last Meeting
Abilene	0-0-0	---
Central Arkansas	0-0-0	---
Houston Baptist	0-0-0	---
Incarmate Word	0-0-0	---
Lamar	0-0-0	---
McNeese St.	0-0-0	---
New Orleans	0-0-0	---
Nicholls St.	0-1-0	2/25/2017
Northwestern St.	0-0-0	---
Sam Houston St.	0-0-0	---
SE Louisiana	0-0-0	---
Stephen F. Austin	0-0-0	---
Texas A&M-Corpus Christi	0-0-0	---

SOUTHWESTERN	1-1-0	(SWAC)
Opponent	W-L-T	Last Meeting
Alabama A&M	0-0-0	---
Alabama St.	0-0-0	---
Alcorn St.	0-0-0	---
Arkansas Pine Bluff	0-0-0	---
Grambling St	1-0-0	2/24/2017
Jackson St.	0-0-0	---
Mississippi Valley St.	0-0-0	---
Prairie View A&M	0-0-0	---
Southern	0-1-0	2/23/2017
Texas Southern	0-0-0	---

SUMMIT	0-0-0	
Opponent	W-L-T	Last Meeting
IPFW	0-0-0	---
Omaha	0-0-0	---
North Dakota St.	0-0-0	---
Oral Roberts	0-0-0	---
South Dakota St.	0-0-0	---
Western Illinois	0-0-0	---

HISTORY - SERIES RECORDS

SUN BELT	8-9-0	
Opponent	W-L-T	Last Meeting
Appalachian St.	0-2-0	2/22/2002
Arkansas Little Rock	0-0-0	---
Arkansas St.	0-0-0	---
Georgia Southern	0-0-0	---
Georgia St.	0-0-0	---
Louisiana-Lafayette	0-0-0	---
Louisiana-Monroe	0-0-0	---
NJIT	8-4-0	4/19/2015
South Alabama	0-0-0	---
UT-Arlington	0-0-0	---
Texas St.	0-3-0	3/1/2014
Troy	0-0-0	---

WEST COAST	0-3-0	(WCC)
Opponent	W-L-T	Last Meeting
Brigham Young	0-0-0	---
Gonzaga	0-0-0	---
Loyola Marymount	0-0-0	---
Pacific	0-0-0	---
Pepperdine	0-0-0	---
Portland	0-0-0	---
Saint Mary's	0-0-0	---
San Diego	0-3-0	2/16/2019
San Francisco	0-0-0	---
Santa Clara	0-0-0	---

WESTERN ATHLETIC	3-4-0	(WAC)
Opponent	W-L-T	Last Meeting
CSU Bakersfield	0-3-0	3/8/2015
Chicago St.	3-1-0	3/5/2005
Grand Canyon	0-0-0	---
New Mexico St.	0-0-0	---
North Dakota	0-0-0	---
Northern Colorado	0-0-0	---
Sacramento St.	0-0-0	---
Seattle	0-0-0	---
Utah Valley	0-0-0	---
UT-Rio Grande Valley	0-0-0	---



HISTORY - ALL-TIME RESULTS

1945 Season
1-6-0
Head Coach: Herb Sutter
Season opponents missing for this season

1946 Season
9-4-0
Head Coach: Herb Sutter
Season opponents missing for this season

1947 Season
9-6-1
Head Coach: Herb Sutter
Season opponents missing for this season

1948 Season
17-5-1
Head Coach: Herb Sutter
Season opponents missing for this season

1949 Season
8-8-0
Head Coach: Herb Sutter
Season opponents missing for this season

1950 Season
12-5-1
Head Coach: Herb Sutter
Season opponents missing for this season

1951 Season
13-7-0
Head Coach: Herb Sutter
Season opponents missing for this season

1952 Season
7-14-0
Head Coach: Herb Sutter
Season opponents missing for this season

1953 Season
11-10-0
Head Coach: Herb Sutter
Season opponents missing for this season

1954 Season
8-10-0
Head Coach: Herb Sutter
Season opponents missing for this season

1955 Season
14-5-1
Head Coach: Herb Sutter
Season opponents missing for this season

1956 Season
6-12-0
Head Coach: Herb Sutter
Season opponents missing for this season

1957 Season
7-13-0
Head Coach: Jeff Safford
Season opponents missing for this season

1958 Season
3-15-1
Head Coach: Hank Majeski
Season opponents missing for this season

1959 Season
9-11-1
Head Coach: Herb White
Season opponents missing for this season

1960 Season
9-12-0
Head Coach: Herb Sutter
Season opponents missing for this season

1961 Season
10-7-1
Head Coach: Herb Sutter
Season opponents missing for this season

1962 Season
10-6-1
Head Coach: Herb Sutter
Season opponents missing for this season

1963 Season
5-11-1
Head Coach: Herb Sutter
Season opponents missing for this season

1964 Season
3-15-1
Head Coach: Herb White
Season opponents missing for this season

1965 Season
2-13-0
Head Coach: Herb White
Season opponents missing for this season

1966 Season
7-8-0
Head Coach: Herb White
Season opponents missing for this season

1967 Season
2-8-1
Head Coach: Ralph Ferraro
Season opponents missing for this season

1968 Season
12-9-0
Head Coach: Ralph Ferraro
Season opponents missing for this season

1969 SEASON
Head Coach: Ralph Ferraro
Overall Record: 9-10-0
ECAC Metro: N/A **
MAC: N/A *

Fairleigh Dickinson ** Won, 10-1
Kings Point Lost, 9-8
Upsala * Won, 10-3
CCNY ** Won, 11-7
Manhattan ** Lost, 9-4
Susquehanna * Won, 11-2
Seton Hall ** Lost, 4-0
Washington College * Lost, 18-2
Fairleigh Dickinson ** Won, 10-8
Muhlenberg * Lost, 16-8
Manhattan ** Lost, 12-1
St. John's ** Lost, 15-2
Moravian * Won, 1-0
Iona ** Won, 5-3
Seton Hall ** Won, 3-0
Hofstra ** Lost, 6-5
LIU Brooklyn ** Won, 5-3

LIU Brooklyn ** Won, 5-3
St. Francis Brooklyn ** Lost, 7-6
St. Francis Brooklyn ** Lost, 3-1

1970 SEASON
Head Coach: Ralph Ferraro
Overall Record: 6-14-0
ECAC Metro: 2-10-0

St. Francis Brooklyn * Lost, 9-5
Manhattan * Won, 6-5
Stevens Won, 8-1
Upsala Lost, 6-3
Fairleigh Dickinson * Lost, 9-3
CCNY * Lost, 11-10
Washington College Lost, 7-6
St. Francis Brooklyn * Lost, 5-1
Seton Hall Lost, 12-9
Manhattan * Lost, 10-5
Fairleigh Dickinson * Lost, 5-4
Moravian Lost, 2-1
LIU Brooklyn * Won, 2-1
NYU * Lost, 1-0
St. John's * Lost, 11-1
Hofstra Lost, 11-5
Susquehanna Won, 8-7
Albright Won, 9-5
Iona * Lost, 2-0
Kings Point Won, 9-1

1971 SEASON
Head Coach: Ralph Ferraro
Overall Record: 7-13
ECAC Metro: 5-9
Middle Atlantic Conf: 1-3

Seton Hall Lost, 7-6
Manhattan Lost, 9-4
Upsala Lost, 12-1
St. Francis Brooklyn Won, 5-4
Lehigh Lost, 4-3
Manhattan Lost, 4-0
C.W. Post Won, 5-3
Muhlenberg Lost, 5-4
Seton Hall Lost, 4-0
Stevens Lost, 6-5
Fairleigh Dickinson Won, 7-4
St. Francis Brooklyn Lost 4-0
Moravian Won, 14-6
LIU Brooklyn Lost, 7-2
Iona Lost, 5-0
Hofstra Lost, 2-1
Fairleigh Dickinson Won, 2-1
CCNY Lost, 14-8
Kings Point Won, 5-4
Fordham Won, 6-5

1972 SEASON
Head Coach: Ralph Ferraro
Overall Record: 6-12-2
ECAC Metro: 4-8-1

Manhattan Lost, 7-5
C.W. Post Lost, 9-3
Iona Won, 4-3
Fairleigh Dickinson Lost, 8-1
Kings Point Lost, 4-3
CCNY Won, 12-1
Seton Hall Lost, 5-2
Stevens Won, 8-6
St. Francis Brooklyn Lost, 4-1
Moravian Tie, 5-5
Fairleigh Dickinson Lost, 9-2
LIU Brooklyn Won, 7-5
Manhattan Lost, 3-1
Hofstra Lost, 12-2
Seton Hall Tie, 4-4
NYU Lost, 5-4
NYU Lost, 8-7
Fordham Won, 3-2
Seton Hall Lost, 9-1
St. Francis Brooklyn Won, 2-1

HISTORY - ALL-TIME RESULTS

1973 SEASON

Head Coach: Ralph Ferraro

Overall Record: 9-13

ECAC Metro: 6-10

Seton Hall *	Won, 3-2
NYU	Lost, 4-1
Iona *	Lost, 6-4
CCNY *	Won, 4-0
Fairleigh Dickinson *	Lost, 12-0
Manhattan *	Won, 5-3
St. Francis Brooklyn *	Won, 3-2
LIU Brooklyn *	Lost, 11-5
Stevens	Lost, 3-2
C.W. Post *	Lost, 6-4
Seton Hall *	Lost, 11-4
Manhattan *	Lost, 10-1
St. John's	Lost, 5-2
Hofstra	Won, 11-7
CCNY *	Won, 11-8
Fairleigh Dickinson *	Lost, 8-1
St. Francis Brooklyn *	Lost, 9-8
LIU Brooklyn *	Won, 5-4
C.W. Post *	Lost, 14-8
Iona *	Lost, 8-4
Fordham	Won, 10-2
Kings Point	Won, 9-3

1974 SEASON

Head Coach: Ralph Ferraro

Overall Record: 6-15-0

ECAC Metro: 2-13

Fordham	Won, 8-5
CW Post	Lost, 11-5
Upsala	Won, 5-3
Manhattan	Lost, 14-6
Stevens	Won, 12-3
Fairleigh Dickinson	Lost, 9-3
Seton Hall	Lost, 13-3
CCNY	Lost, 12-3
Moravian	Won, 6-3
St. John's	Lost, 11-1
Seton Hall	Lost, 17-0
Iona	Lost, 7-5
Iona	Lost, 5-2
CW Post	Lost, 8-6
LIU Brooklyn	Lost, 11-8
LIU Brooklyn	Lost, 4-3
St. Francis Brooklyn	Won, 8-5
St. Francis Brooklyn	Lost, 9-4
Manhattan	Won, 3-0
Fairleigh Dickinson	Lost, 11-2
Kings Point	Lost, 7-6

1975 SEASON

Head Coach: Ralph Ferraro

Overall Record: 7-13-0

ECAC Metro: N/A

Season opponents missing for this season

1976 SEASON

Head Coach: Ralph Ferraro

Overall Record: 11-12-0

ECAC Metro: N/A

Season opponents missing for this season

1977 SEASON

Head Coach: Ralph Ferraro

Overall Record: 5-15-1

ECAC Metro: N/A

Season opponents missing for this season

1978 SEASON

Head Coach: Joe Consagra

Overall Record: 8-15-2

ECAC Metro: 2-10-2

Iona	Tie, 9-9
LIU Brooklyn	Tie, 4-4
CW Post	Won, 6-0
Adelphi	Lost, 5-4
Queens	Lost, 7-1
Columbia	Won 9-6
Fordham	Lost, 7-1
Army	Lost, 4-0
Seton Hall	Lost, 7-0
Manhattan	Lost, 13-8

St. John's	Lost, 5-4
Fairleigh Dickinson	Lost, 18-4
LIU Brooklyn	Lost, 6-1
CW Post	Won, 8-4
Fordham	Lost, 5-2
Iona	Lost, 12-5
LIU Brooklyn	Lost, 4-2
St. Francis Brooklyn	Lost, 5-2
St. Francis Brooklyn	Lost, 11-2
Princeton	Won, 3-0
Seton Hall	Lost, 7-4
Pennsylvania	Lost, 21-0
Lafayette	Won, 10-7
Montclair State	Lost, 17-2
Fairleigh Dickinson	Lost, 8-3

1979 SEASON

Head Coach: Joe Consagra

Overall Record: 10-19-1

ECAC Metro: N/A

Season opponents missing for this season

1980 SEASON

Head Coach: Rich Bellini

Overall Record: 14-11-1

ECAC Metro: N/A

St. John's	Lost, 6-2
St. Francis Brooklyn	Won, 5-3
Queens	Lost, 8-7
CW Post	Lost, 12-4
CW Post	Lost, 8-4
Adelphi	Lost, 11-2
Adelphi	Won, 9-6
Iona	Won, 4-3
Iona	Lost, 5-3
Fairleigh Dickinson	Won, 4-3
LIU Brooklyn	Lost, 2-1
LIU Brooklyn	Lost, 4-2
St. Francis Brooklyn	Won, 5-4
St. Francis Brooklyn	Won, 6-5
Army	Tie, 10-10
Rutgers	Won, 14-5
Fairleigh Dickinson	Won, 11-1
Fairleigh Dickinson	Won, 14-0
St. John's	Lost, 9-8
St. John's	Won, 3-2
Staten Island	Won, 11-2
Fairleigh Dickinson	Forefit, Won 9-0
LIU Brooklyn	Won, 9-1
CW Post	Lost, 4-3
Staten Island	Lost, 5-3
Staten Island	Won, 12-0

1981 SEASON

Head Coach: Larry Anderson

Overall Record: 20-14

ECAC Metro: 4-5

St. Francis Brooklyn *	Lost, 8-5
St. Francis Brooklyn *	Won, 4-2
LIU Brooklyn *	Lost, 3-0
Monmouth	Won, 7-5
NYIT	Won, 9-7
Manhattan	Won, 5-2
Manhattan	Won, 11-3
Seton Hall	Lost, 15-1
St. John's	Lost, 9-0
Staten Island	Lost, 3-2
Hofstra *	Won, 14-5
Fairleigh Dickinson *	Won, 8-3
Fairleigh Dickinson *	Lost, 9-7
Princeton	Lost, 5-1
Fordham	Won, 6-5
LIU Brooklyn *	Won, 6-2
CW Post	Lost, 24-8
CW Post	Lost, 11-10
Rutgers	Lost, 19-4
Montclair State	Won, 8-7
Iona	Won, 8-6
Iona	Won, 14-4
Sacred Heart	Won, 5-4
Sacred Heart	Lost, 4-0
Adelphi	Won, 13-12
Army	Won, 10-8
Saint Peter's	Won, 8-4

LIU Brooklyn *	Lost, 10-3
Lafayette	Won, 15-10
Mercy	Won, 19-17
St. John's *	Lost, 7-1
LIU Brooklyn *	Won, 4-2
Seton Hall *	Won, 5-2
St. John's *	Lost, 4-2

1982 SEASON

Head Coach: Larry Anderson

Overall Record: 14-24

ECAC Metro: 4-8

Delaware	Lost, 14-6
US International	Lost, 12-4
Massachusetts	Lost, 6-3
Cal. State - Los Angeles	Lost, 11-6
Lewis-Clark	Lost, 12-2
UC- San Diego	Lost, 8-5
Air Force	Lost, 8-4
San Diego State	Lost, 16-2
St. Francis Brooklyn *	Lost, 7-3
St. Francis Brooklyn *	Lost, 7-1
NYIT *	Lost, 7-4
Fordham *	Lost, 7-0
Fairleigh Dickinson *	Won, 15-3
Sacred Heart	Lost, 10-9
Sacred Heart	Lost, 11-2
LIU Brooklyn *	Won, 6-5
LIU Brooklyn *	Won, 5-4
Rutgers	Won, 4-2
Montclair State	Lost, 7-6
St. John's *	Won, 8-4
Hofstra	Won, 23-14
Adelphi	Lost, 18-2
Adelphi	Lost, 19-11
CW Post	Won, 11-4
CW Post	Lost, 7-4
Fairleigh Dickinson *	Won, 6-4
Army	Won, 14-6
Hofstra	Won, 11-10
CW Post	Lost, 11-7
Mercy	Won, 11-9
St. John's *	Lost, 14-4
Monmouth	Won, 11-10
Iona *	Won, 13-8
Seton Hall *	Lost, 4-3
Seton Hall *	Lost, 14-1
Brooklyn	Lost, 21-6
Princeton	Lost, 17-2
Staten Island	Won, 5-3

1983 SEASON

Head Coach: Larry Anderson

Overall Record: 13-14-1

ECAC Metro: 6-6-0

St. Francis Brooklyn	Won, 10-1
Army	Won, 6-3
CW Post	Lost, 6-4
Delaware	Lost, 3-1
Delaware	Lost, 15-7
Brooklyn	Won, 7-2
LIU Brooklyn	Lost, 9-5
William Paterson	Won, 7-6
Hofstra	Won, 14-12
Brooklyn	Lost, 2-1 (10)
Fordham	Lost, 16-0
St. Francis Brooklyn	Lost, 9-0
Rutgers	Lost, 9-8
LIU Brooklyn	Won, 11-9
Staten Island	Won, 16-2
Adelphi	Won, 11-6 (7)
Adelphi	Tie, 5-5 (7)
Fairleigh Dickinson	Lost, 10-2
Saint Peter's	Won, 6-4
Hofstra	Won, 19-18
Manhattan	Won, 6-1
Seton Hall	Lost, 6-5 (7)
Seton Hall	Lost, 8-5 (7)
NYIT	Lost, 7-1
St. John's	Lost, 17-6
CW Post	Won, 7-4
Fairleigh Dickinson	Lost, 9-8
Montclair State	Won, 7-6

HISTORY - ALL-TIME RESULTS

1984 SEASON

Head Coach: Tim Capstraw

Overall Record: 10-15-1

ECAC Metro: 5-7

Herbert Lehman	Won, 10-7
St. Francis Brooklyn *	Lost, 10-8
LIU Brooklyn *	Lost, 8-3
Fairleigh Dickinson *	Won, 5-3
Hofstra *	Won, 7-5
Brooklyn *	Won, 13-6
St. Francis Brooklyn *	Lost, 4-3
Fordham	Tie, 5-5
Saint Peter's	Lost, 11-7
St. John's	Lost, 4-0
LIU Brooklyn *	Lost, 16-11
Staten Island	Won, 8-2
Adelphi	Lost, 7-1 (7)
Adelphi	Lost, 2-1 (7)
Saint Peter's	Won, 9-7
Hofstra *	Won, 6-5
Brooklyn *	Won, 13-8
Columbia	Lost, 25-11 (7)
Columbia	Won, 12-10 (7)
NYIT	Won, 10-9
CW Post *	Lost, 11-8
CW Post *	Lost, 12-11
Fairleigh Dickinson *	Lost, 5-3
Seton Hall	Lost, 13-0 (7)
Seton Hall	Lost, 5-3 (7)
Jersey City State	Lost, 16-13

* - indicates ECAC Metro game

1985 SEASON

Head Coach: Tim Capstraw

Overall Record: 11-15-2

ECAC Metro: 4-8

NYIT	Lost, 9-5
Lehman	Won, 8-3
Jersey City State	Lost, 9-3
Fordham	Lost, 17-2
St. Francis Brooklyn *	Won, 16-2
NYIT	Tie, 7-7
CW Post *	Lost, 8-7
Rutgers	Lost, 11-6
Monmouth *	Won, 12-4
Fairleigh Dickinson *	Lost, 20-19
Fairleigh Dickinson *	Lost, 19-2
Hofstra	Won, 17-8
Brooklyn *	Lost, 9-5
St. Francis Brooklyn *	Won, 6-4
Monmouth *	Lost, 7-4
Monmouth *	Lost, 10-2
LIU Brooklyn *	Lost, 11-9
CW Post	Lost, 17-7
St. John's	Lost, 12-3
LIU Brooklyn *	Won, 5-4
Brooklyn *	Lost, 13-7
Staten Island	Won, 14-2
Fairleigh Dickinson *	Lost, 10-5
Saint Peter's	Won, 14-1
Brooklyn	Tie, 10-10
St. Francis Brooklyn	Won, 16-15 (10)
NYIT	Won, 3-1
Hofstra	Won, 17-9

* - indicates ECAC Metro game

1986 SEASON

Head Coach: Tom Hahne

Overall Record: 3-27

ECAC Metro: 2-19

Columbia	Lost, 4-3
Jersey City State	Lost, 5-4
Fordham	Lost, 13-5
Herbert Lehman	Won, 10-9
CW Post *	Lost, 17-2
CW Post *	Lost, 8-2
CW Post *	Lost, 17-5
Rutgers	Lost, 10-4
Fairleigh Dickinson *	Lost, 4-0
Fairleigh Dickinson *	Lost, 15-2
Fairleigh Dickinson *	Lost, 12-4
LIU Brooklyn *	Lost, 9-6
LIU Brooklyn *	Lost, 5-0
LIU Brooklyn *	Lost, 13-0
St. Francis Brooklyn *	Lost, 6-4

St. Francis Brooklyn *	Lost, 9-1
St. Francis Brooklyn *	Lost, 12-6
Monmouth *	Won, 7-5
Monmouth *	Won, 14-8
Monmouth *	Lost, 10-1
St. John's	Lost, 7-5
NYIT *	Lost, 3-0
NYIT *	Lost, 11-1
NYIT *	Lost, 15-0
Hofstra	Lost, 14-3
Staten Island	Lost, 14-8
Saint Peter's	Lost, 8-1
Brooklyn *	Lost, 13-8
Brooklyn *	Lost, 6-4
Brooklyn *	Lost, 10-8

* - indicates ECAC Metro game

1987 SEASON

Head Coach: Tom Hahne

Overall Record: 11-27

ECAC Metro: 4-8

Catholic U.	Lost, 10-7
Barry University	Won, 8-6
Florida Atlantic	Lost, 7-6
Florida Atlantic	Lost, 6-1
Trenton State	Lost, 10-6
Wisconsin-LaCrosse	Won, 7-4
Herbert Lehman	Won, 19-12
Herbert Lehman	Lost, 4-0
Columbia	Lost, 4-1
Columbia	Lost, 5-2
Brooklyn	Won, 15-1
Pace	Won, 6-5
West Chester	Lost, 7-3
Monmouth *	Lost, 9-2
Monmouth *	Lost, 6-2
Monmouth *	Lost, 5-4
Fordham	Lost, 13-11
Rutgers	Lost, 10-1
Manhattan	Won, 5-4
CW Post	Lost, 6-3
CW Post	Lost, 2-0
St. Francis Brooklyn *	Lost, 5-1
St. Francis Brooklyn *	Won, 3-2
St. Francis Brooklyn *	Lost, 8-2
Brooklyn	Lost, 6-2
West Chester	Lost, 2-0
Dominican	Lost, 5-3
St. John's	Lost, 16-10
Saint Peter's	Won, 10-5
Staten Island	Lost, 14-13
LIU Brooklyn *	Won, 4-3
LIU Brooklyn *	Won, 13-4
LIU Brooklyn *	Lost, 16-2
Central Connecticut	Lost, 13-6
NYIT	Lost, 16-15
Fairleigh Dickinson *	Won, 21-5
Fairleigh Dickinson *	Lost, 7-6
Fairleigh Dickinson *	Lost, 14-8

* - indicates ECAC Metro game

1988 SEASON

Head Coach: Tom Hahne

Overall Record: 12-28-2

ECAC Metro: 4-8

The Citadel	Lost, 8-7
The Citadel	Lost, 8-0
The Citadel	Lost, 6-3
Davidson	Lost, 10-4
Davidson	Lost, 11-3
Davidson	Lost, 9-2
Winthrop	Lost, 4-3
Winthrop	Win, 4-3
Staten Island	Tie, 7-7
Pace	Lost, 12-1
West Chester	Won, 8-7
Monmouth *	Lost, 9-0
Monmouth *	Lost, 2-1
Monmouth *	Lost, 11-5
Columbia	Won, 4-3
Fordham	Lost, 6-4
Rutgers	Tie, 3-3
Pace	Won, 20-9
Jersey City State	Won, 6-4
St. John's	Lost, 11-5

Dominican	Lost, 17-7
St. Francis Brooklyn *	Won, 5-4
St. Francis Brooklyn *	Won, 6-3
St. Francis Brooklyn *	Won, 5-4
West Chester	Won, 4-3
CW Post	Lost, 11-3
Herbert Lehman	Won, 14-2
Herbert Lehman	Won, 15-3
CW Post	Lost, 11-9
Saint Peter's	Won, 17-10
Dominican	Lost, 32-9
LIU Brooklyn *	Lost, 9-1
LIU Brooklyn *	Lost, 15-3
LIU Brooklyn *	Won, 13-2
NYIT	Lost, 22-4
Central Connecticut	Lost, 7-5
NYIT	Lost, 6-5
Fairleigh Dickinson *	Lost, 14-1
Fairleigh Dickinson *	Lost, 6-4
Fairleigh Dickinson *	Lost, 4-1
Brooklyn	Lost, 5-4
Iona	Lost, 14-2

* - indicates ECAC Metro game

1989 SEASON

Head Coach: Tom Hahne

Overall Record: 18-13

NEC Record: 5-6

Concordia	Lost, 8-4
Baptist	Lost, 7-5
Baptist	Won, 8-7
South Carolina Upstate	Lost, 14-9
Warren Wilson	Won, 3-0
Warren Wilson	Won, 3-2
Columbia	Won, 5-1
Mercy	Won, 4-1
Fairleigh Dickinson *	Won, 7-2
Fairleigh Dickinson *	Won, 13-8
Fairleigh Dickinson *	Won, 9-4
Monmouth *	Lost, 5-0
Monmouth *	Lost, 10-8
Monmouth *	Lost, 2-1
Staten Island	Won, 19-1
CW Post	Won, 6-5
Jersey City State	Won, 14-8
St. Francis Brooklyn *	Lost, 2-0
St. Francis Brooklyn *	Lost, 7-4
West Chester	Lost, 9-6
Ramapo	Won, 13-9
Manhattan	Lost, 6-2
Central Connecticut	Won, 8-6
NYIT	Lost, 8-4
Pace	Won, 15-12
LIU Brooklyn *	Lost, 13-2
LIU Brooklyn *	Won, 5-3
Dowling	Won, 8-5
Queens	Won, 11-3
Pace	Lost, 5-0
LIU Brooklyn *	Won, 11-9

* - indicates Northeast Conference game

1990 SEASON

Head Coach: Tom Hahne

Overall Record: 17-15-2

NEC Record: 6-6

Hope	Won, 7-4
West Virginia Wesleyan	Tie, 4-4
Oberlin	Won, 11-0
Oberlin	Tie, 2-2
Brooklyn	Won, 15-3
Mercy	Won, 18-5
Pace	Won, 4-2
LIU Brooklyn *	Lost, 4-0
LIU Brooklyn *	Lost, 10-0
St. John's	Lost, 5-4
LIU Brooklyn *	Lost, 9-5
Fairleigh Dickinson *	Won, 3-2
Fairleigh Dickinson *	Lost, 3-1
Fairleigh Dickinson *	Won, 17-6
Brooklyn	Lost, 9-8
CW Post	Lost, 11-5
Central Connecticut	Lost, 18-8
Concordia	Lost, 9-8
Saint Peter's	Won, 21-5
Dowling	Won, 7-2

HISTORY - ALL-TIME RESULTS

Monmouth *	Won, 5-0
Monmouth *	Won, 5-2
Monmouth *	Won, 13-10
Ramapo *	Won, 7-4
Pace	Lost, 6-3
NYIT	Won, 2-1
St. Francis Brooklyn *	Lost, 6-3
St. Francis Brooklyn *	Lost, 7-1
St. Francis Brooklyn *	Won, 6-4
Iona	Lost, 14-10
Queens	Won, 10-3
Staten Island	Lost, 6-5
Jersey City State	Won, 7-4
Central Connecticut	Lost, 9-7

* - indicates Northeast Conference game

1991 SEASON

Head Coach: Tom Hahne

Overall Record: 16-18

NEC Record: 7-8

@ Central Florida	Lost, 9-1
Virginia Wesleyan #	Won, 9-4
Virginia Wesleyan #	Lost, 10-0
@ Florida	Lost, 5-3
@ North Florida	Lost, 8-3
JERSEY CITY	Won, 11-1
@ CW Post	Lost, 7-4
MERCY	Won, 10-5
@ Mount St. Mary's *	Lost, 5-3
@ Mount St. Mary's *	Won, 4-0
@ Mount St. Mary's *	Won, 13-1
ST. JOHN'S	Lost, 14-1
MANHATTAN	Won, 22-8
PACE	Won, 14-5
@ LIU Brooklyn *	Lost, 3-1
LIU BROOKLYN *	Won, 3-1
LIU BROOKLYN *	Won, 5-1
@ Dowling	Won, 6-4
SAINT PETER'S	Won, 2-1
@ Concordia	Lost, 13-8
FAIRLEIGH DICKINSON *	Lost, 15-10
FAIRLEIGH DICKINSON *	Lost, 11-1
@ Fairleigh Dickinson *	Won, 11-10
@ Pace	Lost, 20-7
@ NYIT	Lost, 14-6
@ Monmouth *	Lost, 8-3
@ Monmouth *	Lost, 5-3
MONMOUTH *	Lost, 8-5
@ Queens	Forfeit 6-6, Win
STATEN ISLAND	Lost, 8-6
ST. FRANCIS BKLYN *	Won, 14-11
ST. FRANCIS BKLYN *	Won, 5-3
@ St. Francis Brooklyn *	Lost, 4-1
@ Central Connecticut	Won, 3-2

* - indicates Northeast Conference game

- indicates game played at James P. Small, Gainesville, FL

1992 SEASON

Head Coach: Rich Vitaliano

Overall Record: 16-22

NEC Record: 12-6

@ Florida Central	Won, 4-3
Pittsburgh !	Lost, 3-0
South Carolina !	Lost, 14-2
@ Jacksonville	Won, 10-3
@ North Florida	Lost, 14-1
@ Flagler	Lost, 2-1
@ Flagler	Won, 4-2
Pittsburgh !	Lost, 5-3
West Chester !	Lost, 5-2
BROOKLYN	Lost, 13-4
ST. FRANCIS BKLYN *	Won, 6-5
ST. FRANCIS BKLYN *	Lost, 18-6
@ St. Francis Brooklyn *	Won, 5-1
@ Brooklyn	Won, 7-1
CW POST	Lost, 8-4
MOUNT ST. MARY'S *	Won, 13-3
MOUNT ST. MARY'S *	Won, 7-6
MOUNT ST. MARY'S *	Won, 11-10
@ Jersey City	Won, 15-9
@ St. John's	Lost, 15-13
@ Pace	Lost, 8-6
MARIST *	Won, 5-3
MARIST *	Won, 7-5

@ Marist *	Won, 6-1
@ CW Post	Lost, 10-3
@ LIU Brooklyn *	Won, 5-1
@ LIU Brooklyn *	Lost, 7-2
PACE	Lost, 13-1
FAIRLEIGH DICKINSON *	Won, 6-5
FAIRLEIGH DICKINSON *	Won, 8-2
@ Fairleigh Dickinson *	Lost, 4-3
@ Iona	Lost, 6-2
QUEENS	Lost, 5-4
MANHATTAN	Won, 8-1
MONMOUTH *	Won, 3-2
MONMOUTH *	Lost, 8-7
@ Monmouth *	Lost, 12-3
LIU BROOKLYN *	Lost, 8-2

HOME GAMES IN BOLD

* - indicates Northeast Conference game

! - indicates game played in Jacksonville, FL

1993 SEASON

Head Coach: Rich Vitaliano

Overall Record: 9-23

NEC Record: 6-14

@ Florida	Lost, 10-9
Pittsburgh !	Lost, 4-3
Pittsburgh #	Lost, 8-1
Fairmont State \$	Won, 5-4
Rhode Island \$	Lost, 16-7
RIDER *	Won, 2-0
RIDER *	Won, 3-2
NYIT	Lost, 14-3
@ LIU Brooklyn *	Lost, 3-2
@ LIU Brooklyn *	Lost, 5-0
LIU BROOKLYN	Lost, 6-0
@ NYIT	Lost, 3-2
ST. JOHN'S	Won, 8-5
MONMOUTH *	Lost, 6-5
@ Monmouth *	Lost, 13-3
@ Monmouth *	Lost, 4-3
FAIRLEIGH DICKINSON *	Lost, 16-7
ST. FRANCIS BKLYN *	Lost, 2-1
ST. FRANCIS BKLYN *	Won, 11-5
@ St. Francis Brooklyn *	Lost, 18-14
SAINT PETER'S	Lost, 10-5
FORDHAM	Lost, 10-5
@ Mount St. Mary's *	Won, 10-7
@ Mount St. Mary's *	Lost, 6-5
FAIRLEIGH DICKINSON *	Won, 10-8
@ Fairleigh Dickinson	Lost, 11-4
MANHATTAN	Won, 13-8
MARIST *	Lost, 8-3
MARIST *	Won, 6-1
@ Marist *	Lost, 8-6
@ Rider *	Lost, 11-9
@ Hofstra	Lost, 15-9

HOME GAMES IN BOLD

* - indicates Northeast Conference game

! - indicates game played at James Small Park, Jacksonville, FL

- indicates game played at Wolfson Park, Jacksonville, FL

\$ - indicates game played at Florida Community College at Jacksonville

1994 SEASON

Head Coach: Rich Vitaliano

Overall Record: 19-20

NEC Record: 11-10

William Jewell !	Won, 10-0
Illinois Tech !	Won, 8-7
Princeton !	Lost, 19-13
John Carroll !	Lost, 5-2
North Central !	Lost, 7-5
Oberlin !	Won, 11-10
@ North Florida	Won, 5-2
MARIST *	Won, 14-1
MARIST *	Won, 9-2
@ NYIT	Lost, 4-1
@ Saint Peter's	Lost, 15-7
@ Monmouth *	Won, 6-1
MONMOUTH *	Won, 9-0
MONMOUTH *	Won, 4-3
MARIST *	Won, 7-3
@ Fairleigh Dickinson *	Lost, 6-4
@ Fairleigh Dickinson *	Lost, 12-0
FAIRLEIGH DICKINSON	Lost, 7-6
ST. ROSE	Lost, 12-10
@ Rider *	Lost, 4-1

@ Rider *	Lost, 12-1
RIDER *	Lost, 5-1
FORDHAM	Lost, 10-6
@ Pace	Lost, 13-9
LIU BROOKLYN *	Lost, 4-1
LIU BROOKLYN *	Won, 6-4
@ LIU Brooklyn *	Lost, 6-2
@ Queens	Won, 7-3
JOHN JAY	Won, 24-11
@ St. Francis Brooklyn *	Won, 1-0
@ St. Francis Brooklyn *	Lost, 3-2
ST. FRANCIS BROOKLYN *	Lost, 10-6
@ Central Connecticut	Lost, 6-5
STATEN ISLAND	Won, 12-3
MANHATTAN	Won, 9-7
MOUNT ST. MARY'S *	Won, 8-2
MOUNT ST. MARY'S *	Won, 6-2
MOUNT ST. MARY'S *	Won, 16-0
v. Rider #	Lost, 9-7
v. LIU Brooklyn #	Lost, 2-1

HOME GAMES IN BOLD

* - indicates Northeast Conference game

! - indicates game played at Wolfson Park, Jacksonville, FL

- indicates game played at Moody Park, Ewing Twp, NJ

1995 SEASON

Head Coach: Rich Vitaliano

Overall Record: 15-30

NEC Record: 9-12

@ Winthrop	Lost, 6-4
@ Winthrop	Lost, 11-1
@ Winthrop	Lost, 5-0
@ Rollins College	Lost, 9-7
v. Cleveland State \$	Won, 4-2
v. Cleveland State \$	Won, 13-8
@ Florida Southern	Lost, 19-3
@ Florida Southern	Lost, 7-0
v. St. Xavier U !	Lost, 16-1
v. Cornell !	Lost, 8-5
@ Mount St. Mary's *	Lost, 4-0
@ Mount St. Mary's *	Won, 11-5
@ Mount St. Mary's *	Lost, 5-4
NYIT	Lost, 11-6
SAINT PETER'S	Won, 6-2
MARIST *	Won, 5-4
MARIST *	Won, 8-6
@ Marist *	Lost, 9-8
@ NYIT	Lost, 6-4
ST. JOHN'S	Lost, 6-5
@ Monmouth *	Won, 9-1
@ Monmouth *	Lost, 4-2
MONMOUTH *	Won, 4-2
@ Saint Peter's	Lost, 4-3
FORDHAM	Lost, 7-1
@ Fairleigh Dickinson *	Lost, 3-2
FAIRLEIGH DICKINSON *	Won, 8-7
FAIRLEIGH DICKINSON *	Lost, 17-5
ST. ROSE	Lost, 14-6
@ Fordham	Lost, 12-7
PACE	Lost, 17-4
RIDER *	Lost, 10-4
RIDER *	Lost, 8-4
@ Rider *	Lost, 9-2
QUEENS	Won, 10-9
MANHATTAN	Lost, 5-3
ST. FRANCIS BKLYN *	Lost, 4-2
ST. FRANCIS BKLYN *	Won, 6-2
@ St. Francis Brooklyn *	Lost, 12-4
@ Army	Won, 9-6
@ Manhattan	Won, 6-4
@ Staten Island	Won, 1-0
@ LIU Brooklyn *	Won, 8-7
@ LIU Brooklyn *	Lost, 5-4
LIU BROOKLYN *	Won, 9-2

HOME GAMES IN BOLD

* - indicates Northeast Conference contest

\$ - indicates game was played at Univ. of Florida, Gainesville, FL

! - indicates game was played at Rollins College, Winter Park, FL

HISTORY - ALL-TIME RESULTS

1996 SEASON

Head Coach: Rich Vitaliano

Overall Record: 14-24

NEC Record: 8-12

v. Florida Southern #	Lost, 9-5
v. New Hampshire #	Lost, 7-4
v. Saint Leo #	Lost, 20-2
v. New Hampshire #	Lost, 12-4
v. Rollins #	Won, 6-5
v. Merrimack #	Lost, 9-6
v. Ithaca #	Won, 8-7
CW POST	Won, 9-2
@ Fordham	Lost, 9-8
MANHATTAN	Won, 12-8
LIU BROOKLYN *	Won, 23-9
LIU BROOKLYN *	Lost, 5-1
@ LIU Brooklyn *	Lost, 11-5
NYIT	Lost, 14-11
SAINT PETER'S	Lost, 11-10
MOUNT ST. MARY'S *	Won, 3-2
MOUNT ST. MARY'S *	Won, 3-2
MOUNT ST. MARY'S *	Won, 11-6
@ NYIT	Won, 6-5
@ Marist *	Lost, 12-0
@ Marist *	Lost, 2-1
MARIST *	Lost, 4-0
@ Fordham	Lost, 9-4
@ St. John's	Lost, 17-3
MONMOUTH *	Lost, 4-1
MONMOUTH *	Lost, 13-6
@ Monmouth *	Won, 5-4
@ Pace	Lost, 17-7
@ Fairleigh Dickinson *	Won, 6-0
@ Fairleigh Dickinson *	Won, 12-8
FAIRLEIGH DICKINSON *	Won, 5-3
@ Queens	Won, 8-4
@ Manhattan	Won, 17-4
@ Rider *	Lost, 7-5
@ Rider *	Lost, 7-2
RIDER *	Lost, 13-12
ST. FRANCIS BKLYN *	Lost, 5-1
ST. FRANCIS BKLYN *	Won, 4-2

HOME GAMES IN BOLD

* - indicates Northeast Conference contest
- indicates game was played in Orlando, FL

1997 SEASON

Head Coach: Rich Vitaliano

Overall Record: 17-29-2

NEC Record: 12-9

@ UNC- Asheville	Lost, 2-1
@ UNC- Asheville	Lost, 11-2
@ UNC- Asheville	Lost, 4-3
@ St. Leo	Lost, 4-2
v. Temple #	Lost, 13-3
v. Lehigh \$	Won, 9-1
v. Lehigh \$	Lost, 9-5
v. RPI %	Won, 7-6
@ Florida Southern	Lost, 15-9
@ Rollins	Lost, 15-4
@ Tampa	Lost, 10-6
QUINNIPAC	Won, 7-6
MANHATTAN	Tie, 8-8
ST. FRANCIS BKLYN *	Won, 10-4
ST. FRANCIS BKLYN *	Won, 2-0
@ St. Francis Brooklyn *	Lost, 7-3
@ Army	Tie, 3-3
NYIT	Lost, 8-6
PACE	Lost, 8-4
LIU BROOKLYN *	Won, 4-3
@ LIU Brooklyn *	Won, 3-2
@ LIU Brooklyn *	Lost, 24-6
YALE	Lost, 14-12
@ NYIT	Lost, 23-2
@ Mount St. Mary's *	Lost, 4-3
@ Mount St. Mary's *	Won, 12-6
@ Mount St. Mary's	Lost, 12-4
SAINT PETER'S	Won, 16-9
@ Fordham	Lost, 20-4
ST. JOHN'S	Lost, 16-11
@ Marist	Won, 8-6
@ Marist	Lost, 5-4
MARIST	Won, 9-6
@ Saint Peter's	Lost, 5-4
FORDHAM	Lost, 14-3

MONMOUTH *	Won, 1-0
MONMOUTH *	Won, 7-1
@ Monmouth *	Lost, 5-2
MANHATTAN	Won, 8-5
FAIRLEIGH DICKINSON *	Lost, 14-8
FAIRLEIGH DICKINSON *	Won, 8-0
@ Fairleigh Dickinson *	Lost, 18-16
PRINCETON	Lost, 9-8
@ Rider *	Won, 5-1
@ Rider *	Won, 10-0
v. Fairleigh Dickinson **	Lost, 7-4
v. Rider **	Lost, 20-6

HOME GAMES IN BOLD

* - indicates Northeast Conference contest

** - indicates NEC Tournament contest

- game played at Eckerd College, St. Petersburg, FL

\$ - game played at Winter Park

% - game played at Henley Field, Lakeland, FL

^ - game played at Skylands Park, Sussex, NJ

1998 SEASON

Head Coach: Rich Vitaliano

Overall Record: 10-35

NEC Record: 4-11

2.14 @ East Tennessee St	Lost, 12-3
2.14 @ East Tennessee St	Lost, 5-4
2.15 @ East Tennessee St	Lost, 9-4
2.15 @ East Tennessee St	Lost, 10-9
3.7 Pittsburgh \$	Won, 6-3
3.7 Rhode Island \$	Lost, 12-3
3.8 Illinois State \$	Lost, 18-7
3.10 Hofstra \$	Lost, 7-6
3.11 Illinois State \$	Lost, 22-4
3.12 Rhode Island \$	Lost, 11-6
3.13 Chicago State \$	Lost, 7-6
3.13 Kutztown \$	Won, 4-2
3.15 VILLANOVA	Lost, 19-14
3.15 VILLANOVA	Lost, 13-4
3.24 ARMY	Won, 4-3
3.25 @ NYIT	Lost, 17-5
3.26 PACE	Tie, 9-9
3.27 MAINE	Lost, 23-2
3.28 @ Princeton	Lost, 5-2
3.28 @ Princeton	Lost, 5-3
3.29 YALE	Lost, 5-3
3.29 YALE	Lost, 8-4
4.1 @ Yale	Lost, 11-5
4.2 NYIT	Lost, 13-0
4.4 @ St. Francis Brooklyn *	Lost, 4-2
4.4 @ St. Francis Brooklyn *	Lost, 7-4
4.5 ST. FRANCIS BKLYN *	Lost, 17-4
4.7 SAINT PETER'S	Won, 18-6
4.8 @ Fordham	Lost, 14-10
4.10 MOUNT ST. MARY'S *	Lost, 8-5
4.11 MOUNT ST. MARY'S *	Lost, 5-4
4.11 MOUNT ST. MARY'S *	Won, 6-4
4.14 CENTRAL CONN *	Won, 13-2
4.15 FORDHAM	Lost, 8-4
4.18 LIU BROOKLYN *	Lost, 12-7
4.18 LIU BROOKLYN *	Won, 8-5
4.20 @ LIU Brooklyn *	Won, 11-10
4.22 @ Yale	Lost, 7-0
4.25 MONMOUTH *	LOST, 20-1
4.25 MONMOUTH *	LOST, 11-7
4.27 @ Monmouth *	Won, 5-1
4.28 @ St. John's	Lost, 12-5
4.29 SACRED HEART *	Won, 12-5
5.3 FAIRLEIGH DICKINSON *	Lost, 10-3
5.3 FAIRLEIGH DICKINSON *	Lost, 6-4
5.4 FAIRLEIGH DICKINSON *	Lost, 4-2

HOME GAMES IN BOLD

* - indicates Northeast Conference contest

** - indicates Northeast Conference Tournament contest

\$ - indicates game was played in Homestead, FL

1999 SEASON

Head Coach: Rich Vitaliano

Overall Record: 20-23

NEC Record: 11-9

2.27 @ La Salle	Lost, 4-3
2.27 @ La Salle	Lost, 6-3
3.6 Saint Peter's \$	Lost, 4-2
3.7 Providence \$	Lost, 13-2
3.9 Holy Cross \$	Won, 14-7
3.9 Saint Peter's \$	Won, 11-3

3.10 Pittsburgh \$	Lost, 12-3
3.11 Bucknell \$	Won, 9-8
3.12 Chicago State \$	Won, 5-0
3.19 STONY BROOK	Lost, 16-4
3.20 @ Yale	Lost, 11-6
3.20 @ Yale	Won, 12-9
3.21 @ Lehigh	Won, 10-3
3.23 @ Army	Won, 4-0
3.24 NYIT	Lost, 12-8
3.25 @ Pace	Lost, 18-5
3.27 LIU BROOKLYN *	Lost, 8-4
3.27 LIU BROOKLYN *	Won, 14-10
3.29 FAIRLEIGH DICKINSON *	Won, 5-3
3.29 FAIRLEIGH DICKINSON *	Won, 7-6
3.30 @ Villanova	Lost, 8-7
4.2 UMBC *	Lost, 8-1
4.2 UMBC *	Won, 7-4
4.3 UMBC *	Won, 5-2
4.6 ST. FRANCIS BKLYN *	Won, 8-4
4.6 ST. FRANCIS BKLYN *	Won, 7-5
4.7 FORDHAM	Lost, 21-5
4.10 @ Mount St. Mary's *	Won, 15-5
4.10 @ Mount St. Mary's *	Lost, 14-13
4.13 COLUMBIA	Won, 13-12
4.14 @ Fordham	Lost, 6-5
4.15 PRINCETON	Lost, 10-3
4.18 @ Central Connecticut *	Lost, 10-1
4.18 @ Central Connecticut *	Won, 7-4
4.19 @ Quinnipiac *	Lost, 14-11
4.19 @ Quinnipiac *	Won, 14-10
4.21 YALE	Won, 6-5
4.22 ST. JOHN'S	Lost, 13-5
4.24 @ Monmouth *	Lost, 16-4
4.24 @ Monmouth *	Lost, 9-6
4.25 @ Monmouth *	Lost, 3-2
4.28 @ Sacred Heart *	Won, 7-5
5.2 MOUNT ST. MARY'S *	Lost, 12-3

* - indicates Northeast Conference contest

** - indicates Northeast Conference Tournament contest

\$ - indicates game was played in Homestead, FL

2000 SEASON

Head Coach: Joe Litterio

Overall Record: 24-30

NEC Record: 14-6

NCAA REGIONALS

2.26 @ La Salle	Won, 12-4
3.4 @ Lehigh	Lost, 7-1
3.4 @ Lehigh	Won, 8-2
3.9 @ Saint Peter's	Lost, 7-6
3.9 STONY BROOK	Won, 11-9
3.11 Buffalo \$	Won, 2-0
3.12 Rhode Island \$	Lost, 19-4
3.13 Rutgers \$	Lost, 10-4
3.14 Illinois State \$	Lost, 15-6
3.15 Hartford \$	Lost, 4-1
3.16 Lafayette \$	Won, 4-3
3.17 Bucknell \$	Won, 9-7
3.18 Northeastern \$	Lost, 10-2
3.22 NYIT	Won, 4-1
3.23 MAINE	Lost, 10-9
3.24 PACE	Lost, 17-9
3.25 @ Fairleigh Dickinson *	Lost, 12-8
3.29 CW POST	Lost, 13-1
3.31 NYIT	Tie, 9-9
4.1 @ LIU Brooklyn *	Lost, 9-1
4.1 @ LIU Brooklyn *	Won, 7-0
4.2 @ St. Francis Brooklyn *	Won, 6-3
4.2 @ St. Francis Brooklyn *	Won, 9-8
4.5 @ Fordham	Lost, 13-3
4.6 ST. JOHN'S	Lost, 15-3
4.8 MONMOUTH *	Lost, 9-8
4.8 MONMOUTH *	Won, 1-0
4.10 MONMOUTH *	Lost, 5-4
4.12 FORDHAM	Lost, 26-10
4.15 UMBC *	Won, 13-3
4.15 UMBC *	Lost, 7-5
4.16 MOUNT ST. MARY'S *	Won, 6-2
4.19 @ Yale	Lost, 6-2
4.20 @ Fairleigh Dickinson *	Lost, 7-4
4.20 @ Fairleigh Dickinson *	Lost, 8-7
4.24 @ Sacred Heart *	Won, 12-5
4.24 @ Sacred Heart *	Won, 15-7
4.25 @ Drexel	Lost, 6-3
4.26 MARIST	Lost, 15-5

HISTORY - ALL-TIME RESULTS

4.27	ALBANY.....	Lost, 14-13
4.29	CENTRAL CONN *.....	Won, 17-4
4.29	CENTRAL CONN *.....	Won, 4-3
4.30	QUINNIPIAC *.....	Won, 15-6
4.30	QUINNIPIAC *.....	Won, 15-14
5.2	SAINT PETER'S.....	Won, 12-9
5.3	@ Stony Brook.....	Lost, 14-11
5.6	UMBC *.....	Lost, 14-7
5.7	MOUNT ST. MARY'S *.....	Won, 12-5
5.7	MOUNT ST. MARY'S *.....	Won, 7-4
5.12	UMBC **.....	Won, 16-1
5.13	Monmouth **.....	Won, 5-0
5.14	Monmouth **.....	Lost, 14-3
5.14	Monmouth **.....	Won, 7-3
5.26	Miami (FL) ***.....	Lost, 19-5
5.27	Florida International***.....	Lost, 10-1

HOME GAMES IN BOLD

* - indicates Northeast Conference contest
 ** - indicates Northeast Conference Tournament contest
 *** - indicates NCAA Regionals
 \$ - indicates game was played in Homestead, FL

2001 SEASON Head Coach: Joe Litterio Overall Record: 16-30 NEC Record: 8-14

2.23	v Indiana %.....	Lost, 11-2
2.24	@ Winthrop.....	Lost, 24-1
2.24	v. Eastern Kentucky %.....	Won, 8-7
3.4	MANHATTAN.....	Won, 11-2
3.10	Boston College #.....	Lost, 17-7
3.11	@ Florida Atlantic.....	Lost, 6-0
3.12	Iona #.....	Won, 7-6
3.13	Illinois State #.....	Lost, 16-4
3.15	Rhode Island.....	Lost, 8-3
3.16	La Salle #.....	Lost, 6-4
3.17	Rhode Island #.....	Won, 6-5
3.23	HOFSTRA.....	Lost, 7-6
3.24	@ UMBC *.....	Lost, 7-3
3.24	@ UMBC *.....	Lost, 12-6
3.25	@ UMBC *.....	Won, 8-6
3.27	SAINT PETER'S.....	Won, 8-7
3.28	@ NYIT.....	Tie, 6-6
3.31	FAIRLEIGH DICKINSON*.....	Lost, 5-2
3.31	FAIRLEIGH DICKINSON*.....	Won, 8-1
4.1	FAIRLEIGH DICKINSON*.....	Lost, 14-1
4.4	@ Stony Brook.....	Lost, 12-2
4.5	LAFAYETTE.....	Won, 12-3
4.7	@ Monmouth *.....	Lost, 4-3
4.7	@ Monmouth *.....	Lost, 4-3
4.9	@ Monmouth *.....	Lost, 12-3
4.10	@ Saint Peter's.....	Won, 9-6
4.11	@ Fordham.....	Lost, 5-1
4.13	CENTRAL CONN *.....	Lost, 6-3
4.13	CENTRAL CONN *.....	Lost, 13-2
4.14	@ Rutgers.....	Lost, 10-1
4.16	@ Quinnipiac *.....	Won, 5-4
4.16	@ Quinnipiac *.....	Won, 9-4
4.17	@ C.W. Post.....	Lost, 12-3
4.18	YALE.....	Lost, 8-1
4.19	STONY BROOK.....	Lost, 17-4
4.21	MOUNT ST. MARY'S *.....	Won, 4-3
4.21	MOUNT ST. MARY'S *.....	Won, 9-8
4.22	MOUNT ST. MARY'S *.....	Won, 2-1
4.26	@ St. John's.....	Lost, 10-6
4.29	SACRED HEART *.....	Lost, 5-1
4.29	SACRED HEART *.....	Lost, 7-1
5.2	@ Marist.....	Won, 9-0
5.3	@ Pace.....	Lost, 16-3
5.5	LIU BROOKLYN *.....	Lost, 10-4
5.5	LIU BROOKLYN *.....	Won, 7-5
5.6	ST. FRANCIS BKLYN *.....	Lost, 2-1
5.6	ST. FRANCIS BKLYN *.....	Lost, 3-2

HOME GAMES IN BOLD

* - indicates Northeast Conference contest
 % - indicates game played in Rock Hill, SC (Winthrop)
 # - indicates game played in Boca Raton, FL

2002 SEASON Head Coach: Joe Litterio Overall Record: 10-39 NEC Record: 8-19

2.22	Appalachian State %.....	Lost, 22-3
2.22	@ Winthrop.....	Lost, 7-0
2.23	Appalachian State %.....	Lost, 12-1
2.24	@ Winthrop.....	Lost, 11-4
3.5	@ C.W. Post.....	Lost, 6-1
3.6	@ Manhattan.....	Lost, 12-4
3.8	@ Florida International.....	Lost, 15-1
3.9	@ Florida International.....	Lost, 22-3
3.10	@ Florida International.....	Lost, 22-0
3.11	Radford \$.....	Lost, 9-6
3.13	Chicago State \$.....	Won, 11-6
3.14	Miami (OH) #.....	Won, 7-6
3.15	Kansas State #.....	Lost, 18-3
3.16	Ball State #.....	Lost, 1-0
3.21	@ NYIT.....	Lost, 21-6
3.23	@ Fairleigh Dickinson *.....	Lost, 10-9
3.23	@ Fairleigh Dickinson *.....	Won, 7-4
3.24	@ Fairleigh Dickinson *.....	Won, 20-15
3.27	NYIT.....	Lost, 20-2
3.29	@ Mount St. Mary's *.....	Lost, 6-0
3.29	@ Mount St. Mary's *.....	Lost, 4-2
3.30	@ Mount St. Mary's *.....	Won, 13-12
4.3	MONMOUTH *.....	Lost, 8-3
4.4	@ Lafayette.....	Lost, 8-2
4.6	QUINNIPIAC *.....	Lost, 7-0
4.6	QUINNIPIAC *.....	Won, 5-3
4.7	QUINNIPIAC *.....	Won, 5-4
4.9	@ Hofstra.....	Lost, 13-12
4.10	@ Monmouth *.....	Lost, 9-7
4.13	LIU BROOKLYN *.....	Lost, 17-0
4.13	LIU BROOKLYN *.....	Lost, 13-1
4.14	LIU BROOKLYN *.....	Won, 8-7
4.16	STONY BROOK.....	Lost, 5-3
4.17	MONMOUTH *.....	Lost, 19-14
4.20	@ St. Francis Brooklyn *.....	Lost, 10-2
4.20	@ St. Francis Brooklyn *.....	Lost, 4-2
4.21	@ St. Francis Brooklyn *.....	Lost, 15-14
4.23	@ St. John's.....	Lost, 14-2
4.24	@ Seton Hall.....	Lost, 5-3
4.27	@ Central Connecticut *.....	Lost, 13-1
4.27	@ Central Connecticut *.....	Lost, 7-3
4.29	@ Central Connecticut *.....	Lost, 14-3
5.1	MARIST.....	Lost, 19-6
5.4	UMBC *.....	Won, 8-2
5.4	UMBC *.....	Lost, 5-3
5.5	UMBC *.....	Lost, 9-3
5.11	SACRED HEART *.....	Won, 5-1
5.11	SACRED HEART *.....	Lost, 8-2
5.12	SACRED HEART *.....	Lost, 4-3

HOME GAMES IN BOLD

* - indicates Northeast Conference contest |
 ** - indicates Northeast Conference Tournament contest
 % - indicates game was played in Rock Hill, SC (Winthrop)
 \$ - indicates game was played in Homestead, FL |
 # - indicates game was played in Boca Raton, FL

2003 SEASON Head Coach: Joe Litterio Overall Record: 11-36 NEC Record: 10-16

2.21	@ Winthrop.....	Lost, 28-5
2.22	Kent State %.....	Lost, 10-6
2.23	Delaware State %.....	Lost, 12-8
3.8	@ VCU.....	Lost, 14-2
3.8	@ VCU.....	Lost, 5-1
3.9	@ VCU.....	Lost, 5-1
3.10	@ VCU.....	Lost, 12-0
3.13	@ Arizona.....	Lost, 15-0
3.14	@ Arizona.....	Lost, 20-0
3.15	@ Arizona.....	Lost, 13-1
3.18	HOFSTRA.....	Won, 6-2
3.22	@ Sacred Heart *.....	Won, 3-1
3.22	@ Sacred Heart *.....	Lost, 4-2
3.23	@ Sacred Heart *.....	Lost, 4-0
3.25	@ St. John's.....	Lost, 3-2
3.26	SETON HALL.....	Lost, 9-2
3.27	@ NYIT.....	Lost, 5-4
3.29	FAIRLEIGH DICKINSON *.....	Lost, 4-2
3.29	FAIRLEIGH DICKINSON *.....	Lost, 5-3
3.31	FAIRLEIGH DICKINSON *.....	Won, 10-8
4.2	@ Columbia.....	Lost, 10-1

4.3	LAFAYETTE.....	Lost, 7-6
4.5	@ UMBC *.....	Lost, 6-5
4.6	@ UMBC *.....	Lost, 6-3
4.6	@ UMBC *.....	Lost, 4-3
4.10	@ Columbia.....	Lost, 11-3
4.13	LIU BROOKLYN *.....	Lost, 18-3
4.13	LIU BROOKLYN *.....	Won, 6-4
4.14	LIU BROOKLYN *.....	Lost, 8-4
4.16	FORDHAM.....	Lost, 12-9
4.18	ST. FRANCIS BKLYN *.....	Won, 8-7
4.18	ST. FRANCIS BKLYN *.....	Won, 11-3
4.19	ST. FRANCIS BKLYN *.....	Lost, 8-3
4.23	MONMOUTH *.....	Won, 8-3
4.23	MONMOUTH *.....	Lost, 19-3
4.24	@ Stony Brook.....	Lost, 9-5
4.27	@ Quinnipiac *.....	Won, 7-1
4.27	@ Quinnipiac *.....	Won, 7-2
4.28	@ Quinnipiac *.....	Lost, 24-1
4.29	@ Rutgers.....	Lost, 13-1
4.30	@ Monmouth *.....	Lost, 6-2
5.1	RUTGERS.....	Lost, 13-1
5.3	MOUNT ST. MARY'S *.....	Won, 10-3
5.3	MOUNT ST. MARY'S *.....	Won, 4-2
5.4	MOUNT ST. MARY'S *.....	Lost, 3-2
5.10	CENTRAL CONN *.....	Lost, 7-6
5.10	CENTRAL CONN *.....	Lost, 4-3

HOME GAMES IN BOLD

* - indicates Northeast Conference contest
 ** - indicates Northeast Conference Tournament contest
 % - indicates game played in Rock Hill, SC (Winthrop)

2004 SEASON Head Coach: Joe Litterio Overall Record: 20-29 NEC Record: 12-11

2.28	@ Western Carolina.....	Lost, 17-1
2.28	@ Western Carolina.....	Lost, 15-3
2.29	@ Western Carolina.....	Lost, 12-4
3.5	v. Detroit %.....	Won, 4-1
3.6	v. Maine %.....	Won, 9-8
3.7	v. Temple %.....	Lost, 9-8
3.15	@ UCF.....	Lost, 16-2
3.16	@ UCF.....	Lost, 8-3
3.17	@ UCF.....	Lost, 20-6
3.22	QUINNIPIAC *.....	Lost, 7-1
3.22	QUINNIPIAC *.....	Lost, 10-6
3.23	SIENA.....	Lost, 9-2
3.26	NYIT.....	Lost, 14-3
3.27	@ Fairleigh Dickinson *.....	Won, 5-1
3.27	@ Fairleigh Dickinson *.....	Lost, 4-1
3.28	@ Fairleigh Dickinson *.....	Lost, 6-5
3.31	ST. JOHN'S.....	Lost, 21-0
4.1	@ Lafayette.....	Lost, 14-3
4.3	@ Central Connecticut *.....	Won, 4-3
4.3	@ Central Connecticut *.....	Lost, 16-2
4.4	@ Central Connecticut *.....	Lost, 13-1
4.6	SAINT PETER'S.....	Lost, 21-17
4.7	@ NYIT.....	Won, 9-6
4.8	PACE.....	Lost, 1-0
4.8	PACE.....	Won, 3-0
4.15	@ Fordham.....	Won, 9-7
4.17	@ LIU Brooklyn *.....	Won, 1-0
4.17	@ LIU Brooklyn *.....	Won, 9-6
4.18	@ LIU Brooklyn *.....	Lost, 9-2
4.21	@ Monmouth *.....	Lost, 6-1
4.21	@ Monmouth *.....	Won, 8-7
4.22	STONY BROOK.....	Lost, 11-7
4.24	@ Mount St. Mary's *.....	Won, 7-4
4.24	@ Mount St. Mary's *.....	Lost, 4-0
4.27	LEHIGH.....	Won, 10-6
4.28	MONMOUTH *.....	Won, 6-2
5.1	@ St. Francis Brooklyn *.....	Won, 5-3
5.1	@ St. Francis Brooklyn *.....	Lost, 10-1
5.2	@ St. Francis Brooklyn *.....	Won, 8-1
5.4	MANHATTAN.....	Lost, 10-2
5.5	@ Rutgers.....	Lost, 13-2
5.8	SACRED HEART *.....	Won, 3-2
5.8	SACRED HEART *.....	Lost, 5-4
5.9	SACRED HEART *.....	Won, 9-2
5.15	@ Mount St. Mary's *.....	Won, 7-5
5.21	v. Central Connecticut **.....	Won, 9-4
5.22	v. Monmouth **.....	Won, 13-4
5.23	v. Central Connecticut **.....	Lost, 5-4
5.23	v. Central Connecticut **.....	Lost, 10-3

HOME GAMES IN BOLD | * - indicates Northeast Conference contest
 ** - indicates Northeast Conference Tournament contest | % - indicates game was played in Homestead, FL

HISTORY - ALL-TIME RESULTS

2005 SEASON

Head Coach: Joe Litterio
Overall Record: 22-27
NEC Record: 13-10

2.25	@ Winthrop	Lost, 10-3
2.26	v. Kent State	Won, 8-5
2.27	v. Illinois	Lost, 14-1
3.5	v. Chicago State	Won, 10-5
3.6	v. Pittsburgh	Lost, 11-2
3.7	@ FIU	Lost, 14-3
3.10	v. Temple	Won, 10-6
3.10	v. Temple	Lost, 10-2
3.11	v. Boston College	Won, 4-2
3.12	v. Boston College	Lost, 4-2
3.19	@ James Madison	Lost, 5-4
3.19	@ James Madison	Lost, 3-2
3.20	@ James Madison	Won, 11-5
3.25	CENTRAL CONN *	Won, 4-1
3.25	CENTRAL CONN *	Won, 6-1
3.26	CENTRAL CONN *	Lost, 6-0
3.30	@ St. John's	Lost, 8-0
3.31	LAFAYETTE	Won, 7-3
4.4	@ Quinnipiac *	Lost, 3-2
4.4	@ Quinnipiac *	Won, 8-6
4.5	@ Saint Peter's	Won, 16-0
4.6	FORDHAM	Lost, 8-0
4.7	SAINT PETER'S	Won, 11-5
4.8	FAIRLEIGH DICKINSON *	Won, 9-8
4.9	FAIRLEIGH DICKINSON *	Lost, 12-3
4.9	FAIRLEIGH DICKINSON *	Lost, 8-7
4.13	@ Monmouth *	Lost, 11-3
4.13	@ Monmouth *	Lost, 8-1
4.16	@ LIU Brooklyn *	Won, 16-4
4.16	@ LIU Brooklyn *	Won, 2-1
4.17	@ LIU Brooklyn *	Won, 4-0
4.19	@ Seton Hall	Won, 12-10
4.20	@ Monmouth *	Lost, 8-4
4.24	@ Sacred Heart *	Won, 10-4
4.24	@ Sacred Heart *	Lost, 12-2
4.25	@ Sacred Heart *	Lost, 8-3
4.28	@ Siena	Lost, 7-6
5.1	MOUNT ST. MARY'S *	Won, 3-1
5.1	MOUNT ST. MARY'S *	Lost, 12-1
5.2	MOUNT ST. MARY'S *	Won, 6-2
5.4	@ Rutgers	Lost, 13-3
5.7	NYIT	Lost, 4-3
5.7	NYIT	Lost, 13-5
5.8	@ NYIT	Lost, 8-7
5.14	ST. FRANCIS BROOKLYN *	Won, 8-2
5.14	ST. FRANCIS BROOKLYN *	Won, 9-0
5.15	ST. FRANCIS BROOKLYN *	Won, 7-1
5.21	#1 Quinnipiac **	Lost, 13-6
5.21	#3 Monmouth **	Lost, 8-4

HOME GAMES IN BOLD
* - indicates Northeast Conference contest
** - indicates Northeast Conference Tournament contest

2006 SEASON

Head Coach: Joe Litterio
Overall Record: 18-34
NEC Record: 15-9

3.4	@ James Madison	Lost, 27-5
3.4	@ James Madison	Lost, 35-2
3.5	@ James Madison	Lost, 11-1
3.11	@ UCF	Lost, 15-0
3.12	@ UCF	Lost, 5-2
3.13	@ UCF	Lost, 11-0
3.14	@ Jacksonville	Lost, 7-2
3.15	@ Jacksonville	Lost, 9-5
3.17	@ Winthrop	Lost, 10-0
3.18	v. George Washington	Lost, 7-0
3.19	v. Michigan	Lost, 15-
3.22	@ Seton Hall	Won, 7-6
3.23	@ Saint Peter's	Lost, 16-5
3.25	@ Army	Lost, 14-0
3.25	@ Army	Lost, 14-1
3.26	ARMY	Lost, 4-3
3.29	ST. JOHN'S	Lost, 7-1
3.30	@ Lafayette	Lost, 12-4
4.1	@ Fairleigh Dickinson *	Won, 2-1
4.1	@ Fairleigh Dickinson *	Won, 11-1
4.2	@ Fairleigh Dickinson *	Won, 8-7
4.4	@ Rutgers	Lost, 6-5
4.9	@ Mount St. Mary's *	Won, 1-0
4.9	@ Mount St. Mary's *	Lost, 5-3

4.10	@ Mount St. Mary's *	Lost, 8-7
4.11	@ Stony Brook	Lost, 22-7
4.13	MANHATTAN	Lost, 8-5
4.14	SACRED HEART *	Lost, 9-3
4.14	SACRED HEART *	Won, 4-2
4.15	SACRED HEART *	Won, 4-2
4.18	NYIT	Lost, 6-4
4.20	@ NYIT	Lost, 4-3
4.22	@ Central Connecticut *	Lost, 8-1
4.22	@ Central Connecticut *	Won, 3-0
4.24	@ Central Connecticut *	Lost, 13-4
4.27	SIENA	Lost, 11-7
4.29	QUINNIPIAC *	Won, 4-2
4.29	QUINNIPIAC *	Lost, 10-4
4.30	QUINNIPIAC *	Lost, 6-4
5.6	ST. FRANCIS BROOKLYN *	Won, 4-3
5.6	ST. FRANCIS BROOKLYN *	Won, 10-2
5.7	ST. FRANCIS BROOKLYN *	Lost, 5-3
5.11	IONA	Won, 7-2
5.13	LIU BROOKLYN *	Won, 5-1
5.13	LIU BROOKLYN *	Won, 7-5
5.14	LIU BROOKLYN *	Lost, 8-4
5.20	MONMOUTH *	Won, 3-1
5.20	MONMOUTH *	Won, 2-1
5.21	MONMOUTH *	Won, 6-5
5.25	#2 Quinnipiac **	Won, 3-1
5.26	#4 Sacred Heart **	Lost, 4-0
5.26	#1 Central Conn **	Lost, 25-8

HOME GAMES IN BOLD
* - indicates Northeast Conference contest
** - indicates Northeast Conference Tournament contest

2007 SEASON

Head Coach: Joe Litterio
Overall Record: 17-34
NEC Record: 11-17

3.2	@ FIU	Lost, 19-8
3.3	@ FIU	Lost, 14-2
3.4	@ FIU	Won, 10-9
3.9	@ UMBC	Lost, 4-2
3.10	@ UMBC	Lost, 5-0
3.11	@ UMBC	Won, 7-5
3.13	SAINT PETER'S	Lost, 4-3
3.17	@ Winthrop	Lost, 11-2
3.17	@ Winthrop	Won, 12-7
3.18	@ Winthrop	Lost, 3-1
3.23	@ VCU	Lost, 16-6
3.24	@ VCU	Lost, 10-9
3.25	@ VCU	Lost, 8-5
3.28	@ St. John's	Lost, 8-0
3.29	LAFAYETTE	Won, 13-7
3.31	@ William & Mary	Lost, 8-5
3.31	@ William & Mary	Lost, 6-4
4.1	@ William & Mary	Lost, 14-12
4.3	@ Rutgers	Lost, 6-0
4.5	@ LIU Brooklyn *	Won, 13-3
4.6	@ LIU Brooklyn *	Won, 5-1
4.6	@ LIU Brooklyn *	Won, 8-5
4.7	@ LIU Brooklyn *	Lost, 7-6
4.10	STONY BROOK	Won, 9-4
4.13	MOUNT ST. MARY'S *	Lost, 5-2
4.13	MOUNT ST. MARY'S *	Lost, 7-4
4.14	MOUNT ST. MARY'S *	Lost, 6-5
4.14	MOUNT ST. MARY'S *	Lost, 3-2
4.18	SETON HALL	Lost, 6-3
4.20	@ Quinnipiac *	Lost, 10-9
4.21	@ Quinnipiac *	Lost, 5-2
4.21	@ Quinnipiac *	Lost, 7-6
4.22	@ Quinnipiac *	Lost, 9-4
4.25	@ Iona	Lost, 4-3
4.28	FAIRLEIGH DICKINSON *	Won, 4-2
4.28	FAIRLEIGH DICKINSON *	Won, 10-2
4.29	FAIRLEIGH DICKINSON *	Won, 12-5
4.29	FAIRLEIGH DICKINSON *	Won, 8-5
5.1	NJIT	Won, 11-5
5.4	@ Sacred Heart *	Won, 11-1
5.5	@ Sacred Heart *	Lost, 9-2
5.5	@ Sacred Heart *	Lost, 11-2
5.6	@ Sacred Heart *	Lost, 11-1
5.11	CENTRAL CONN *	Lost, 2-1
5.12	CENTRAL CONN *	Lost, 13-0
5.12	CENTRAL CONN *	Lost, 3-1
5.13	CENTRAL CONN *	Won, 4-3
5.19	@ Monmouth *	Won, 3-0
5.19	@ Monmouth *	Lost, 3-0

5.20	@ Monmouth *	Lost, 7-5
5.20	@ Monmouth *	Won, 4-1

HOME GAMES IN BOLD
* - indicates Northeast Conference contest

2008 SEASON

Head Coach: Joe Litterio
Overall Record: 27-28
NEC Record: 17-11

2.29	@ FIU	Lost, 10-2
3.1	@ FIU	Lost, 22-4
3.1	@ FIU	Won, 13-11
3.2	@ FIU	Lost, 8-3
3.7	@ Temple	Won, 11-3
3.11	@ Villanova	Won, 5-3
3.13	SAINT PETER'S	Won, 8-3
3.17	@ #16 UCF	Lost, 6-0
3.18	@ #16 UCF	Lost, 5-1
3.19	@ #16 UCF	Lost, 9-3
3.21	@ Winthrop	Lost, 10-6
3.22	@ Winthrop	Won, 5-2
3.23	@ Winthrop	Lost, 4-1
3.24	@ Winthrop	Lost, 5-4
3.29	MAINE	Lost, 6-2
3.29	MAINE	Won, 2-1
3.30	MAINE	Won, 2-1
3.30	MAINE	Lost, 3-2
4.2	MANHATTAN	Lost, 15-0
4.5	LIU BROOKLYN *	Won, 16-5
4.5	LIU BROOKLYN *	Won, 3-0
4.6	LIU BROOKLYN *	Won, 2-0
4.6	LIU BROOKLYN *	Won, 4-2
4.9	#22 ST. JOHN'S	Won, 4-3
4.11	MONMOUTH *	Lost, 5-0
4.12	MONMOUTH *	Lost, 1-0
4.12	MONMOUTH *	Won, 4-3
4.13	MONMOUTH *	Lost, 6-0
4.16	@ Seton Hall	Lost, 3-2
4.18	@ Fairleigh Dickinson *	Lost, 16-3
4.19	@ Fairleigh Dickinson *	Won, 2-1
4.19	@ Fairleigh Dickinson *	Won, 13-4
4.20	@ Fairleigh Dickinson *	Lost, 4-0
4.22	@ Rutgers	Lost, 7-3
4.23	IONA	Won, 11-4
4.25	@ Mount St. Mary's *	Lost, 5-1
4.26	@ Mount St. Mary's *	Won, 5-0
4.26	@ Mount St. Mary's *	Won, 8-0
4.27	@ Mount St. Mary's *	Lost, 3-2
4.29	@ Lafayette	Lost, 9-2
5.2	QUINNIPIAC *	Won, 5-3
5.3	QUINNIPIAC *	Won, 3-1
5.3	QUINNIPIAC *	Won, 3-2
5.4	QUINNIPIAC *	Won, 3-1
5.10	@ Central Connecticut *	Lost, 3-0
5.10	@ Central Connecticut *	Won, 3-2
5.11	@ Central Connecticut *	Lost, 5-4
5.11	@ Central Connecticut *	Lost, 5-2
5.14	@ NYIT	Won, 10-7
5.17	SACRED HEART *	Won, 8-0
5.17	SACRED HEART *	Won, 10-4
5.18	SACRED HEART *	Won, 2-1
5.18	SACRED HEART *	Lost, 11-5
5.22	Central Connecticut **	Lost, 8-4
5.23	Mount St. Mary's **	Lost, 5-1

HOME GAMES IN BOLD
* - indicates Northeast Conference contest
** - indicates Northeast Conference Tournament contest

2009 SEASON

Head Coach: Joe Litterio
(NEC Coach of the Year)
Overall Record: 31-21
NEC Record: 17-9

2.27	v. #18 Kent State	Lost, 11-0
2.27	@ Winthrop	Lost, 10-4
3.7	@ UMBC	Won, 15-1
3.7	@ UMBC	Won, 11-1
3.8	v. Yale	Won, 16-3
3.16	@ William & Mary	Won, 2-0
3.18	@ Coppin State	Won, 21-0
3.18	@ #7 Virginia	Lost, 5-2
3.20	@ Delaware State	Won, 9-1
3.21	@ Delaware State	Won, 6-2
3.21	@ Delaware State	Lost, 7-3
3.22	@ Delaware State	Lost, 5-2

HISTORY - ALL-TIME RESULTS

3.25	LAFAYETTE.....	Won, 5-3
3.27	MAINE.....	Won, 5-4
3.30	MAINE.....	Won, 9-6
3.30	MAINE.....	Lost, 6-2
3.31	RUTGERS.....	Lost, 5-1
4.3	CENTRAL CONN *.....	Won, 10-1
4.4	CENTRAL CONN *.....	Lost, 6-1
4.4	CENTRAL CONN *.....	Lost, 10-9
4.5	CENTRAL CONN *.....	Won, 11-4
4.7	@ St. John's.....	Lost, 18-9
4.9	@ Quinnipiac *.....	Lost, 4-3
4.9	@ Quinnipiac *.....	Lost, 7-5
4.10	@ Quinnipiac *.....	Won, 2-0
4.10	@ Quinnipiac *.....	Won, 7-6
4.15	SETON HALL.....	Won, 15-4
4.17	@ Monmouth *.....	Lost, 13-7
4.18	@ Monmouth *.....	Won, 3-1
4.18	@ Monmouth *.....	Won, 3-1
4.19	@ Monmouth *.....	Lost, 15-6
4.22	SAINT PETER'S.....	Won, 3-2
4.24	MOUNT ST. MARY'S *.....	Won, 11-9
4.25	MOUNT ST. MARY'S *.....	Won, 5-4
4.25	MOUNT ST. MARY'S *.....	Lost, 6-4
4.26	MOUNT ST. MARY'S *.....	Won, 17-6
4.29	IONA.....	Lost, 9-8
5.1	@ LIU Brooklyn *.....	Won, 3-2
5.2	@ LIU Brooklyn *.....	Won, 8-4
5.2	@ LIU Brooklyn *.....	Won, 4-3
5.6	NJIT.....	Won, 7-2
5.8	@ Sacred Heart *.....	Won, 5-3
5.10	@ Sacred Heart *.....	Lost, 4-3
5.10	@ Sacred Heart *.....	Lost, 9-8
5.13	NYIT.....	Won, 11-6
5.15	FAIRLEIGH DICKINSON *.....	Won, 7-6
5.16	FAIRLEIGH DICKINSON *.....	Won, 1-0
5.16	FAIRLEIGH DICKINSON *.....	Won, 7-5
5.17	FAIRLEIGH DICKINSON *.....	Won, 9-1
5.21	v. #4 Monmouth **.....	Lost, 14-8
5.22	v. #3 Central Conn.....	Won, 6-5 (10)
5.23	v. #2 Sacred Heart **.....	Lost, 5-4

HOME GAMES IN BOLD
* - indicates Northeast Conference (NEC) contest
** - indicates Northeast Conference (NEC) tournament game

2010 SEASON
Head Coach: Joe Litterio
Overall Record: 26-31
NEC Record: 17-15

2.26	@ Winthrop.....	Lost, 3-2
2.27	@ Winthrop.....	Lost, 4-3
2.28	@ Winthrop.....	Lost, 16-4
3.6	@ Jacksonville.....	Lost, 18-8
3.7	@ North Florida.....	Lost, 11-7
3.10	@ Bethune-Cookman.....	Lost, 10-0
3.13	v. VCU.....	Won, 12-11
3.13	@ Bethune-Cookman.....	Lost, 14-9
3.19	@ Richmond.....	Won, 11-9
3.20	@ Richmond.....	Lost, 17-5
3.21	@ Richmond.....	Lost, 13-4
3.24	@ Lafayette.....	Won, 8-3
3.26	LIU BROOKLYN *.....	Won, 6-1
3.27	LIU BROOKLYN *.....	Won, 5-4
3.27	LIU BROOKLYN *.....	Won, 2-0
3.28	LIU BROOKLYN *.....	Won, 3-0
4.1	@ Mount St. Mary's *.....	Lost, 12-2
4.2	@ Mount St. Mary's *.....	Won, 5-4
4.2	@ Mount St. Mary's *.....	Lost, 4-3
4.3	@ Mount St. Mary's *.....	Lost, 14-4
4.7	ST. JOHN'S.....	Won, 5-2
4.9	@ Fairleigh Dickinson *.....	Won, 3-1
4.10	@ Fairleigh Dickinson *.....	Lost, 9-8
4.10	@ Fairleigh Dickinson *.....	Won, 11-9
4.11	@ Fairleigh Dickinson.....	Won, 14-4
4.14	@ Seton Hall.....	Won, 7-6
4.16	MONMOUTH *.....	Lost, 5-3
4.17	MONMOUTH *.....	Won, 5-3
4.17	MONMOUTH *.....	Won, 5-2
4.18	MONMOUTH *.....	Won, 7-5
4.20	@ Saint Peter's.....	Lost, 10-9
4.23	@ San Diego State.....	Lost, 18-0
4.24	@ San Diego State.....	Lost, 7-2
4.24	@ San Diego State.....	Lost, 12-1
4.25	@ San Diego State.....	Lost, 21-12
4.28	IONA.....	Won, 18-6
4.30	@ Bryant *.....	Lost, 8-4

5.1	@ Bryant *.....	Lost, 6-5
5.1	@ Bryant *.....	Lost, 6-3
5.2	@ Bryant *.....	Lost, 11-10
5.5	NJIT.....	Won, 8-2
5.7	SACRED HEART *.....	Lost, 13-5
5.8	SACRED HEART *.....	Lost, 5-2
5.8	SACRED HEART *.....	Won, 5-3
5.9	SACRED HEART *.....	Lost, 5-0
5.12	NYIT.....	Won, 6-2
5.14	@ Central Conn *.....	Lost, 10-5
5.15	@ Central Conn *.....	Lost, 7-1
5.16	@ Central Conn *.....	Lost, 5-3
5.20	QUINNIPIAC *.....	Won, 6-3
5.21	QUINNIPIAC *.....	Won, 4-3
5.21	QUINNIPIAC *.....	Won, 7-3
5.22	QUINNIPIAC *.....	Won, 10-2
5.27	v. #2 Central Conn **.....	Lost, 5-3
5.28	v. #4 Monmouth **.....	Won, 9-4
5.29	v. #2 Central Conn **.....	Lost, 7-2

HOME GAMES IN BOLD
* - indicates Northeast Conference (NEC) contest
** - indicates Northeast Conference (NEC) tournament game

2011 SEASON
Head Coach: Joe Litterio
Overall Record: 18-33
NEC Record: 12-20

2.25	v. Kent State.....	Lost, 12-2
2.25	@ Winthrop.....	Lost, 9-2
2.26	@ Winthrop.....	Win, 8-5
2.26	v. Kent State.....	Lost, 13-2
3.4	@ Jacksonville.....	Lost, 20-4
3.5	@ Jacksonville.....	Lost, 7-3
3.5	@ Jacksonville.....	Lost, 9-0
3.8	@ North Florida.....	Lost, 12-0
3.11	@ Central Florida.....	Lost, 13-4
3.12	@ Central Florida.....	Lost, 5-1
3.13	@ Central Florida.....	Lost, 2-1
3.18	MOUNT ST. MARY'S *.....	Won, 9-8
3.19	MOUNT ST. MARY'S *.....	Won, 8-5
3.19	MOUNT ST. MARY'S *.....	Lost, 11-4
3.20	MOUNT ST. MARY'S *.....	Lost, 6-3
3.26	CENTRAL CONN *.....	Lost, 8-7
3.26	CENTRAL CONN *.....	Won, 6-4
3.27	CENTRAL CONN *.....	Won, 1-0
3.27	CENTRAL CONN *.....	Lost, 10-5
3.30	@ Rutgers.....	Won, 11-5
4.2	@ LIU Brooklyn *.....	Won, 8-4
4.2	@ LIU Brooklyn *.....	Lost, 5-4
4.3	@ LIU Brooklyn *.....	Won, 11-0
4.3	@ LIU Brooklyn *.....	Lost, 3-2
4.6	@ St. John's.....	Lost, 13-4
4.8	BRYANT *.....	Won, 4-3
4.9	BRYANT *.....	Lost, 1-0
4.9	BRYANT *.....	Won, 2-0
4.10	BRYANT *.....	Lost, 5-1
4.13	SETON HALL.....	Lost, 8-4
4.15	@ Monmouth *.....	Lost, 5-3
4.16	@ Monmouth *.....	Lost, 10-1
4.17	@ Monmouth *.....	Lost, 5-4
4.17	@ Monmouth *.....	Lost, 13-8
4.19	SAINT PETER'S.....	Lost, 8-3
4.21	@ Quinnipiac *.....	Won, 8-6
4.21	@ Quinnipiac *.....	Lost, 6-5
4.22	@ Quinnipiac *.....	Won, 14-3
4.22	@ Quinnipiac *.....	Won, 7-3
4.28	IONA.....	Won, 10-3
4.30	SAINT JOSEPH'S.....	Won, 4-1
4.30	SAINT JOSEPH'S.....	Won, 5-0
5.3	LAFAYETTE.....	Won, 10-5
5.6	FAIRLEIGH DICKINSON *.....	Lost, 4-3
5.7	FAIRLEIGH DICKINSON *.....	Lost, 2-0
5.7	FAIRLEIGH DICKINSON *.....	Lost, 7-5
5.8	FAIRLEIGH DICKINSON *.....	Won, 7-1
5.12	@ Sacred Heart *.....	Lost, 12-7
5.13	@ Sacred Heart *.....	Lost, 8-2
5.13	@ Sacred Heart *.....	Lost, 4-3
5.14	@ Sacred Heart *.....	Lost, 5-4

HOME GAMES IN BOLD
* - indicates Northeast Conference (NEC) contest

2012 SEASON
Head Coach: Jim Carone
Overall Record: 22-33
NEC Record: 15-17

2.23	@ Hawaii.....	Lost, 9-2
2.24	@ Hawaii.....	Lost, 5-2
2.25	@ Hawaii.....	Lost, 6-2
2.25	@ Hawaii.....	Lost, 2-0
2.26	@ Hawaii.....	Lost, 19-3
3.2	@ Charlotte.....	Lost, 7-4
3.3	@ Charlotte.....	Won, 11-4
3.3	@ Charlotte.....	Lost, 7-3
3.4	@ Charlotte.....	Lost, 11-0
3.9	@ Jacksonville.....	Lost, 10-0
3.10	@ Jacksonville.....	Won, 4-1
3.11	@ Jacksonville.....	Won, 6-5
3.13	@ #20 Georgia Tech.....	Lost, 15-4
3.14	@ Virginia Tech.....	Lost, 14-2
3.16	QUINNIPIAC *.....	Won, 1-0
3.17	QUINNIPIAC *.....	Won, 7-1
3.17	QUINNIPIAC *.....	Lost, 6-2
3.18	QUINNIPIAC *.....	Won, 10-1
3.21	@ Lafayette.....	Won, 13-9
3.23	MONMOUTH *.....	Lost, 2-0
3.23	MONMOUTH *.....	Won, 9-2
3.24	MONMOUTH *.....	Won, 7-4
3.24	MONMOUTH *.....	Lost, 7-4
3.28	@ Rutgers.....	Lost, 13-8
3.30	@ Mount St. Mary's *.....	Won, 9-6
3.30	@ Mount St. Mary's *.....	Won, 8-7
3.31	@ Mount St. Mary's *.....	Lost, 9-3
3.31	@ Mount St. Mary's *.....	Lost, 6-4
4.3	ST. JOHN'S.....	Lost, 5-4
4.5	@ Fairleigh Dickinson *.....	Won, 3-1
4.6	@ Fairleigh Dickinson *.....	Lost, 4-0
4.6	@ Fairleigh Dickinson *.....	Lost, 5-3
4.7	@ Fairleigh Dickinson *.....	Lost, 4-3
4.11	@ Seton Hall.....	Lost, 9-1
4.13	LIU BROOKLYN *.....	Won, 2-1
4.14	LIU BROOKLYN *.....	Won, 3-2
4.14	LIU BROOKLYN *.....	Lost, 16-1
4.15	LIU BROOKLYN *.....	Won, 5-4
4.17	SAINT PETER'S.....	Won, 19-2
4.20	IONA.....	Won, 1-0
4.20	IONA.....	Lost, 11-7
4.21	IONA.....	Won, 18-10
4.27	@ Central Conn *.....	Lost, 4-3
4.28	@ Central Conn *.....	Won, 5-2
4.28	@ Central Conn *.....	Lost, 7-4
4.29	@ Central Conn *.....	Lost, 6-2
5.1	NJIT.....	Lost, 4-3
5.4	SACRED HEART *.....	Won, 15-5
5.5	SACRED HEART *.....	Lost, 8-6
5.5	SACRED HEART *.....	Won, 4-2
5.6	SACRED HEART *.....	Lost, 7-4
5.11	@ Bryant *.....	Won, 3-2
5.12	@ Bryant *.....	Lost, 3-1
5.12	@ Bryant *.....	Lost, 3-0
5.13	@ Bryant *.....	Lost, 2-1

HOME GAMES IN BOLD
* - indicates Northeast Conference (NEC) contest

2013 SEASON
Head Coach: Jim Carone
Overall Record: 24-31
NEC Record: 16-16

2.21	@ Villanova.....	Won, 5-4
2.24	@ #10 NC State.....	Lost, 18-0
2.24	@ #10 NC State.....	Lost, 25-4
3.1	@ Richmond.....	Lost, 8-6
3.2	@ Richmond.....	Lost, 4-2
3.3	@ Richmond.....	Lost, 10-5
3.5	@ Fordham.....	Lost, 8-1
3.9	@ Norfolk State.....	Lost, 2-1
3.9	@ Norfolk State.....	Won, 4-3
3.10	@ Norfolk State.....	Lost, 7-3
3.11	@ VCU.....	Lost, 11-8
3.15	@ La Salle &.....	Lost, 8-7
3.16	@ Saint Joseph's &.....	Lost, 14-5
3.17	@ Saint Joseph's &.....	Lost, 6-5
3.20	LAFAYETTE.....	Won, 6-0
3.22	SACRED HEART *.....	Lost, 8-1
3.23	SACRED HEART *.....	Won, 5-2
3.23	SACRED HEART *.....	Lost, 3-1
3.24	@ Sacred Heart *.....	Won, 6-4

HISTORY - ALL-TIME RESULTS

3.28	SAINT PETER'S	Won, 1-0
3.28	SAINT PETER'S	Won, 13-0
3.30	SAINT PETER'S	Won, 7-5
4.3	@ St. John's	Won, 22-16
4.5	FAIRLEIGH DICKINSON *	Won, 5-3
4.6	FAIRLEIGH DICKINSON *	Won, 8-3
4.6	FAIRLEIGH DICKINSON *	Won, 10-0
4.7	FAIRLEIGH DICKINSON *	Lost, 13-12
4.10	SETON HALL	Lost, 12-5
4.13	@ Monmouth *	Lost, 3-2
4.13	@ Monmouth *	Lost, 3-1
4.14	@ Monmouth *	Lost, 7-3
4.15	@ Monmouth *	Won, 6-3
4.16	@ Saint Peter's	Lost, 12-8
4.19	CENTRAL CONN *	Won, 7-6
4.20	CENTRAL CONN *	Lost, 13-1
4.20	CENTRAL CONN *	Lost, 4-3
4.21	CENTRAL CONN *	Won, 8-1
4.24	@ Rutgers	Lost, 9-5
4.26	@ Quinnipiac *	Won, 3-2
4.27	@ Quinnipiac *	Won, 3-1
4.27	@ Quinnipiac *	Won, 8-7
4.28	@ Quinnipiac *	Won, 10-9
4.30	@ NJIT	Won, 12-9
5.3	MOUNT ST. MARY'S *	Won, 8-4
5.4	MOUNT ST. MARY'S *	Won, 8-7
5.4	MOUNT ST. MARY'S *	Lost, 10-4
5.5	MOUNT ST. MARY'S *	Won, 9-5
5.10	@ LIU Brooklyn *	Lost, 9-6
5.10	@ LIU Brooklyn *	Won, 3-1
5.12	@ LIU Brooklyn *	Lost, 10-5
5.12	@ LIU Brooklyn *	Lost, 13-2
5.16	BRYANT *	Lost, 2-1
5.17	BRYANT *	Lost, 2-1
5.17	BRYANT *	Lost, 4-1
5.18	BRYANT *	Lost, 10-6

HOME GAMES IN BOLD

* - indicates Northeast Conference (NEC) contest

&- indicates Big Five Baseball Bash contest

2014 SEASON

Head Coach: Jim Carone

Overall Record: 19-35

NEC Record: 11-13

2.21	@ Elon	Lost, 14-2
2.22	@ Elon	Lost, 11-1
2.23	@ Elon	Lost, 7-3
2.28	@ Texas State	Lost, 3-1
3.1	@ Texas State	Lost, 8-5
3.1	@ Texas State	Lost, 9-7
3.7	@ Army	Lost, 4-0
3.8	@ Army	Won, 2-1
3.8	@ Army	Lost, 8-1
3.11	RIDER	Won, 3-2
3.14	@ #8 Cal Poly	Lost, 8-1
3.15	@ #8 Cal Poly	Lost, 3-1
3.16	@ #8 Cal Poly	Lost, 7-2
3.21	@ #15 UC Santa Barbara	Lost, 8-4
3.22	@ #15 UC Santa Barbara	Lost, 13-3
3.22	@ #15 UC Santa Barbara	Lost, 7-1
3.23	@ #15 UC Santa Barbara	Lost, 9-2
3.28	@ Villanova	Lost, 7-3
4.1	@ Monmouth	Won, 4-1
4.2	ST. JOHN'S	Lost, 3-0
4.4	@ LIU Brooklyn *	Won, 6-2
4.5	@ LIU Brooklyn *	Lost, 7-3
4.5	@ LIU Brooklyn *	Lost, 4-2
4.6	@ LIU Brooklyn *	Lost, 11-1
4.9	@ #28 Seton Hall	Lost, 8-4
4.11	FAIRLEIGH DICKINSON *	Won, 12-5
4.12	FAIRLEIGH DICKINSON *	Won, 1-0
4.12	FAIRLEIGH DICKINSON *	Lost, 7-3
4.13	FAIRLEIGH DICKINSON *	Won, 5-1
4.16	@ Rider	Lost, 9-4
4.17	SAINT PETER'S	Won, 13-7
4.18	NJIT	Lost, 5-0
4.18	NJIT	Won, 3-2
4.19	@ NJIT	Won, 9-7
4.23	RUTGERS	Won, 10-7
4.25	@ Central Connecticut *	Lost, 8-2
4.25	@ Central Connecticut *	Lost, 2-1
4.26	@ Central Connecticut *	Lost, 4-0
4.27	@ Central Connecticut *	Lost, 7-0
5.2	MOUNT ST. MARY'S *	Won, 13-2
5.3	MOUNT ST. MARY'S *	Lost, 4-3

5.4	MOUNT ST. MARY'S *	Lost, 1-0
5.5	MOUNT ST. MARY'S *	Won, 6-2
5.7	HOFSTRA	Won, 2-1
5.9	SACRED HEART *	Won, 4-1
5.10	SACRED HEART *	Won, 6-2
5.11	SACRED HEART *	Lost, 4-3
5.11	SACRED HEART *	Lost, 3-1
5.15	@ Bryant *	Lost, 16-0
5.15	@ Bryant *	Lost, 4-0
5.16	@ Bryant *	Won, 1-0
5.16	@ Bryant *	Won, 6-4
5.22	v. #1 Bryant **	Lost, 5-2
5.23	v. #3 Sacred Heart **	Lost, 13-8

HOME GAMES IN BOLD

* - indicates Northeast Conference (NEC) contest

** - indicates Northeast Conference (NEC) tournament game

2015 SEASON

Head Coach: Jim Carone (NEC Coach of the Year)

Overall Record: 27-23-1

NEC Record: 15-9

2.20	@ South Florida	Lost, 12-1
2.21	@ South Florida	Lost, 9-2
2.22	@ South Florida	Tie, 4-4 (11)
3.6	@ CSU Bakersfield	Lost, 4-2
3.7	@ CSU Bakersfield	Lost, 10-1
3.8	@ CSU Bakersfield	Lost, 4-2
3.10	@ Fresno State	Lost, 4-2
3.11	@ Fresno State	Lost, 10-1
3.13	@ Saint Joseph's &	Lost, 7-2
3.14	vs. Northeastern &	Won, 9-3
3.15	@ Villanova &	Won, 4-1
3.24	@ Fordham	Won, 4-2
3.26	MARIST	Won, 7-2
3.29	NYIT	Won, 7-6
3.29	NYIT	Won, 12-3
4.2	LIU BROOKLYN *	Won, 3-2
4.2	LIU BROOKLYN *	Lost, 3-2 (10)
4.4	LIU BROOKLYN *	Lost, 10-3
4.4	LIU BROOKLYN *	Won, 9-6
4.7	@ Rutgers	Won, 11-4
4.8	SETON HALL	Lost, 6-1
4.10	@ Fairleigh Dickinson	Won, 15-5
4.11	@ Fairleigh Dickinson	Won, 3-0
4.12	@ Fairleigh Dickinson	Lost, 4-1
4.14	@ Saint Peter's	Won, 11-6
4.15	FAIRFIELD	Won, 6-2
4.17	@ NJIT	Won, 7-3
4.18	NJIT	Lost, 7-1
4.18	NJIT	Won, 8-7 (9)
4.19	@ NJIT	Lost, 4-1
4.21	@ Rutgers	Lost, 7-1
4.24	CENTRAL CONN *	Won, 12-0
4.25	CENTRAL CONN *	Won, 12-6
4.25	CENTRAL CONN *	Won, 8-2
4.26	CENTRAL CONN *	Won, 4-1
4.29	MANHATTAN	Won, 9-3
5.1	@ Mount St. Mary's *	Won, 7-2
5.2	@ Mount St. Mary's *	Lost, 6-5 (8)
5.2	@ Mount St. Mary's *	Lost, 8-6
5.3	@ Mount St. Mary's *	Won, 20-6
5.8	@ Sacred Heart *	Won, 5-1
5.9	@ Sacred Heart *	Lost, 6-5
5.9	@ Sacred Heart *	Won, 4-3
5.10	@ Sacred Heart *	Lost, 14-4
5.14	BRYANT *	Lost, 4-1
5.15	BRYANT *	Won, 6-4
5.15	BRYANT *	Lost, 11-4
5.16	BRYANT *	Won, 5-3
5.21	v. #3 Sacred Heart **	Lost, 3-1
5.22	v. #1 Bryant **	Lost, 4-2

HOME GAMES IN BOLD

* - indicates Northeast Conference (NEC) contest

** - indicates Northeast Conference (NEC) tournament game

&- indicates Big Five Baseball Bash contest

2016 SEASON

Head Coach: Jim Carone

Overall Record: 19-33

NEC Record: 13-19

2.26	@ Longwood	Lost, 6-0
2.27	@ Longwood	Lost, 6-3
2.28	@ Longwood	Won, 6-4
3.6	@ Norfolk State	Won, 8-1

3.6	@ Norfolk State	Won, 6-1
3.8	@ #13 Virginia	Lost, 6-2
3.9	@ #13 Virginia	Lost, 20-7
3.11	@ VCU	Lost, 3-2
3.12	@ VCU	Lost, 9-5
3.13	@ VCU	Lost, 4-3
3.18	@ Fordham	Won, 2-0
3.19	FORDHAM	Lost, 6-5
3.19	FORDHAM	Lost, 4-3 (11)
3.24	@ Mount St. Mary's *	Won, 20-4
3.25	@ Mount St. Mary's *	Won, 17-4
3.25	@ Mount St. Mary's *	Won, 14-6
3.26	@ Mount St. Mary's *	Won, 2-0
3.30	@ St. John's	Lost, 9-5
4.1	CENTRAL CONNECTICUT *	Won, 16-2
4.1	CENTRAL CONNECTICUT *	Lost, 20-0
4.2	CENTRAL CONNECTICUT *	Lost, 5-4
4.2	CENTRAL CONNECTICUT *	Lost, 8-2
4.6	@ Seton Hall	Lost, 9-2
4.8	@ LIU Brooklyn *	Lost, 9-1
4.8	@ LIU Brooklyn *	Lost, 5-3
4.10	@ LIU Brooklyn *	Lost, 5-2
4.10	@ LIU Brooklyn *	Lost, 4-1
4.13	SAINT PETER'S	Won, 13-6
4.15	@ Bryant *	Lost, 7-0
4.16	@ Bryant *	Lost, 10-4
4.16	@ Bryant *	Lost, 3-2
4.17	@ Bryant *	Lost, 5-1
4.20	RUTGERS	Lost, 8-0
4.22	MOUNT ST. MARY'S *	Lost, 6-5
4.23	MOUNT ST. MARY'S *	Lost, 3-0
4.23	MOUNT ST. MARY'S *	Lost, 2-1
4.24	MOUNT ST. MARY'S *	Won, 9-8
4.29	FAIRLEIGH DICKINSON *	Won, 6-3
4.29	FAIRLEIGH DICKINSON *	Won, 7-0
4.30	FAIRLEIGH DICKINSON *	Lost, 6-4
4.30	FAIRLEIGH DICKINSON *	Lost, 6-3
5.7	@ Marist	Lost, 10-5
5.7	@ Marist	Lost, 7-3
5.8	@ Marist	Won, 4-2
5.12	SACRED HEART *	Won, 7-2
5.12	SACRED HEART *	Won, 6-1
5.14	SACRED HEART *	Won, 8-5
5.14	SACRED HEART *	Won, 6-4
5.19	@ Central Connecticut *	Won, 7-2
5.20	@ Central Connecticut *	Lost, 2-1
5.20	@ Central Connecticut *	Lost, 8-1
5.21	@ Central Connecticut *	Lost, 6-4 (12)

HOME GAMES IN BOLD

* - indicates Northeast Conference (NEC) contest

2017 SEASON

Head Coach: Jim Carone

Overall Record: 22-28

NEC Record: 13-12

2.23	v. Southern \$	Lost, 11-4
2.24	v. Grambling \$	Won, 19-3
2.25	@ Nicholls \$	Lost, 11-4
2.28	@ Rutgers	Lost, 9-2
3.3	@ Towson	Lost, 3-2
3.5	@ Towson-1	Lost, 2-1
3.5	@ Towson-2	Lost, 6-3
3.9	@ Delaware	Lost, 21-8
3.10	@ Delaware	Lost, 15-7
3.12	@ Delaware	Lost, 19-6 (7)
3.18	v. Holy Cross-1 ^	Lost, 3-2
3.18	v. Holy Cross-2 ^	Won, 6-2
3.24	FAIRLEIGH DICKINSON-1 #	Lost, 7-5 (12)
3.24	FAIRLEIGH DICKINSON-2 #	Lost, 4-2
3.25	FAIRLEIGH DICKINSON #	Won, 3-0
3.29	@ #3 St. John's	Lost, 6-2
4.1	@ NYIT -1	Won, 5-0 (11)
4.1	@ NYIT -2	Won, 4-0 (7)
4.5	@ Seton Hall	Lost, 9-2
4.7	BRYANT *	Won, 7-1
4.8	BRYANT-1 *	Lost, 1-0 (7)
4.8	BRYANT-2 *	Lost, 5-4 (7)
4.9	BRYANT *	Lost, 6-5
4.11	@ Saint Peter's	Won, 9-2
4.12	@ Rider	Won, 14-7
4.14	ST. BONAVENTURE -1	Won, 6-5
4.14	ST. BONAVENTURE -2	Won, 4-1
4.18	VILLANOVA	Lost, 8-4 (10)
4.22	@ Sacred Heart *	Won, 6-1
4.23	@ Sacred Heart-1 *	Won, 4-3 (7)

HISTORY - ALL-TIME RESULTS

4.23	@ Sacred Heart-2 *	Won, 6-4 (7)
4.28	LIU BROOKLYN *	Won, 8-5
4.29	LIU BROOKLYN-1 *	Lost, 5-1
4.29	LIU BROOKLYN-2*	Lost, 8-7 (9)
4.30	LIU BROOKLYN *	Won, 12-0
5.2	@ Rutgers	Lost, 12-10
5.6	@ Fairleigh Dickinson-1 *	Lost, 10-8
5.6	@ Fairleigh Dickinson-2 *	Won, 5-4
5.7	@ Fairleigh Dickinson *	Won, 6-3
5.12	CENTRAL CONNECTICUT-1 *	Won, 5-2
5.12	CENTRAL CONNECTICUT-2 *	Lost, 10-7
5.14	CENTRAL CONNECTICUT-1 *	Lost, 7-4
5.14	CENTRAL CONNECTICUT-2 *	Won, 5-4
5.18	@ Mount St. Mary's *	Won, 18-16
5.19	@ Mount St. Mary's-1 *	Lost, 6-3
5.19	@ Mount St. Mary's-2 *	Won, 10-9 (9)
5.20	@ Mount St. Mary's *	Won, 7-3
5.26	v. #2 Central Connecticut **	Lost, 5-4
5.27	v. #1 Bryant **	Won, 6-5
5.27	v. #4 Sacred Heart **	Lost, 4-3 (12)

5.24	v. #3 LIU Brooklyn **	Lost, 2-1
5.25	v. #4 Mount St. Mary's **	Won, 3-1
5.26	v. #1 Bryant **	Won, 6-1
5.26	v. #3 LIU Brooklyn **	Lost, 8-5 (NEC Championship Game)

HOME GAMES IN BOLD

- * - indicates Northeast Conference (NEC) contest
- ** - indicates Northeast Conference (NEC) tournament contest
- ? - indicates game was played in Bel Air, MD (Harford Community College)
- & - indicates game was played in DeLand, FL (at Stetson University)
- # - indicates game was played at MCU Park (Brooklyn, NY)
- % - indicates game was played in New Britain, CT (at Central Connecticut State)
- \$ - indicates game was played at Naimoli Family Baseball Complex in Teaneck, NJ (at Fairleigh Dickinson University)

HOME GAMES IN BOLD

- * - indicates Northeast Conference (NEC) contest
- ** - indicates Northeast Conference (NEC) tournament contest
- \$ - indicates Mardi Gras Invitational (hosted by Nichols)
- ^ - indicates game was played in Washington D.C.
- # - indicates game was played at MCU Park (Brooklyn, NY)

2018 SEASON

Head Coach: Jim Carone (NEC Coach of the Year)

Overall Record: 38-18 (Program Record for Overall Wins)

NEC Record: 21-7 (Program Record for Conference Wins)

2.16	@ North Carolina Central.....	Won, 7-6 (10)
2.18	@ North Carolina Central-1.....	Lost 12-3
2.18	@ North Carolina Central-2.....	Lost, 10-4
2.24	@ Coppin State - 1 ?.....	Won, 3-2
2.24	@ Coppin State - 2 ?.....	Won, 9-0 (7)
2.27	@ Rutgers.....	Lost, 11-4
3.2	@ #23 Central Florida (UCF).....	Lost, 6-3
3.3	@ #23 Central Florida (UCF).....	Lost, 10-8
3.4	@ #23 Central Florida (UCF).....	Lost, 12-0
3.6	v. Virginia Tech &.....	Lost, 18-7
3.7	@ Stetson.....	Lost, 10-0
3.10	@ Stony Brook - 1.....	Won, 14-6
3.10	@ Stony Brook - 2.....	Won, 7-2
3.11	@ Stony Brook.....	Won, 7-3
3.14	@ Fordham.....	Won, 10-7
3.16	@ Saint Joseph's.....	Won, 11-1
3.17	@ La Salle.....	Won, 15-3
3.18	@ Villanova.....	Won, 8-4
3.24	BRYANT * #.....	Won, 8-6
3.25	BRYANT*-1 #.....	Won, 3-2
3.25	BRYANT*-2 #.....	Lost, 3-1
3.27	@ St. John's.....	Lost, 3-1
3.29	@ Sacred Heart * %.....	Won, 14-3
3.30	@ Sacred Heart * %.....	Won, 9-4
3.31	@ Sacred Heart * %.....	Won, 14-7 (11)
4.4	@ Seton Hall.....	Won, 4-2
4.6	MOUNT ST. MARY'S* \$-1.....	Won, 7-6
4.6	MOUNT ST. MARY'S* \$-2.....	Won, 5-3
4.7	MOUNT ST. MARY'S* #-1.....	Won, 2-1
4.7	MOUNT ST. MARY'S* #-2.....	Won, 9-3
4.11	@ Rider.....	Won, 4-3
4.13	@ Central Connecticut *.....	Lost, 7-3
4.14	@ Central Connecticut *-1.....	Won, 5-2
4.14	@ Central Connecticut *-2.....	Won, 6-4
4.15	@ Central Connecticut *.....	Lost, 7-6
4.20	@ Villanova.....	Won, 8-7
4.21	@ Villanova.....	Won, 7-2
4.22	@ Villanova.....	Won, 6-5
4.27	FAIRLEIGH DICKINSON *.....	Won, 7-3
4.28	FAIRLEIGH DICKINSON *-1.....	Won, 6-3
4.28	FAIRLEIGH DICKINSON *-2.....	Won, 4-0
4.29	FAIRLEIGH DICKINSON *.....	Won, 6-1
5.4	@ LIU Brooklyn *.....	Lost, 8-7
5.5	@ LIU Brooklyn *-1.....	Won, 3-2
5.5	@ LIU Brooklyn *-2.....	Won, 6-5
5.6	@ LIU Brooklyn *.....	Lost, 7-3
5.11	@ Bryant *.....	Lost, 2-1 (11)
5.12	@ Bryant *.....	Won, 4-2 (10)
5.13	@ Bryant *.....	Lost, 3-2
5.17	SACRED HEART *.....	Won, 4-1
5.18	SACRED HEART *-1.....	Won, 5-4
5.18	SACRED HEART *-2.....	Won, 3-1




2019 WAGNER COLLEGE BASEBALL

SEAHAWK POSTSEASON HISTORY

NEC POSTSEASON HISTORY (11-25)

YEAR	FINISH	OPPONENT	RESULT	SCORE
2018	2nd	LIU Brooklyn	Lost	2-1
		Mount St. Mary's	Won	3-1
		Bryant	Won	6-1
		LIU Brooklyn	Lost	8-5
2017	3rd	Central Connecticut	Lost	5-4
		Bryant	Won	6-5
		Sacred Heart	Lost	4-3 (12)
2015	2nd	Sacred Heart	Lost	3-1
		Bryant	Lost	4-2
2014	4th	Bryant	Lost	5-2
		Sacred Heart	Lost	13-8
2010	3rd	Central Connecticut	Lost	5-3
		Monmouth	Won	9-4
		Central Connecticut	Lost	7-2
2009	3rd	Monmouth	Lost	14-8
		Central Connecticut	Won	6-5 (10)
		Sacred Heart	Lost	5-4
2008	4th	Central Connecticut	Lost	8-4
		Mount St. Mary's	Lost	5-1
2006	3rd	Quinnipiac	Won	3-1
		Sacred Heart	Lost	4-0
		Central Connecticut	Lost	25-8
2005	4th	Quinnipiac	Lost	13-6
		Monmouth	Lost	8-4
2004	2nd	Central Connecticut	Won	9-4
		Monmouth	Won	13-4
		Central Connecticut	Lost	5-4
		Central Connecticut	Lost	10-3
2000	1st	UMBC	Won	16-1
		Monmouth	Won	5-0
		Monmouth	Lost	14-3
		Monmouth	Won	7-3
1997	4th	Fairleigh Dickinson	Lost	7-4
		Rider	Lost	20-4
1994	4th	Rider	Lost	9-7
		LIU Brooklyn	Lost	2-1



STEVE COPPOLA, LHP

**2000 NEC Tournament
Most Valuable Player**

NCAA POSTSEASON HISTORY (0-2)

YEAR	FINISH	OPPONENT	RESULT	SCORE
CORAL GABLES REGION				
2000	4th	Miami (FL)	Lost	19-5
		Florida International	Lost	10-1




SEAHAWK POSTSEASON AWARDS

ALL-NEC FIRST TEAM SELECTIONS

YEAR	PLAYER	POSITION
2018	Neil Abbatiello	Starting Pitcher
	Sean Mazzio	Shortstop
	Nick Robino	Relief Pitcher
	Freddy Sabido	Designated Hitter
2017	Anthony Godino	Outfielder
	Austin Goeke	Starting Pitcher
	Danny Marsh	Starting Pitcher
2016	Ben Ruta	Outfielder
2015	Steven Bloodworth	Relief Pitcher
	Nick Dini	Catcher
	Anthony Godino	Designated Hitter
	Nolan Long	Starting Pitcher
	Ben Ruta	Outfielder
2013	Nick Dini	Catcher
	Ian Miller	Outfielder
2010	Jon Lucas	Designated Hitter
	Brian Martutartus	Shortstop
2009	Damian Csakai	Outfielder
	Matt Watson	Starting Pitcher
2008	Joe Testa	Starting Pitcher
2007	Joey DiGeronimo	Shortstop
2005	Joe Malfettano	Second Base
	Troy Sogluizzo	Designated Hitter
2001	Joe LaRocca	Designated Hitter
2000	Gil Barkman	Designated Hitter
	Mike Cerminaro	Shortstop
1999	Joe Francisco	Outfielder
	John Spinelli	Designated Hitter
1998	Joe Francisco	Outfielder
1994	Keith Bolognese	Outfielder
	Randy Chirumnolo	Pitcher
1993	Randy Chirumnolo	Pitcher
	Chris DeDomenico	First Base
	Jack Scholz	Outfielder
1992	George Gagliardi	Pitcher
	Brent Harvie	Outfielder
	Jack Scholz	Second Base
1991	Ken Arnold	Shortstop
	Dean Esposito	First Base
	John White	Outfielder
1989	Len Cancelleri	Designated Hitter
	Mike Venezia	Outfielder
1988	Len Cancelleri	Designated Hitter
	Mike Venezia	Outfielder

NEC PLAYER OF THE YEAR

YEAR	PLAYER	POSITION
2015	Nick Dini	Catcher



NICK DINI

NEC TOURNAMENT MOST VALUABLE

YEAR	PLAYER	POSITION
2000	Steve Coppola	Starting Pitcher

ALL-NEC SECOND TEAM SELECTIONS

YEAR	PLAYER	POSITION
2018	Phil Capra	Catcher
	Kyle Cala	Outfielder
2017	Phil Capra	Catcher
	Freddy Sabido	Designated Hitter
2016	Phil Capra	Designated Hitter
	Austin Goeke	Starting Pitcher
	Nathan Hunt	Relief Pitcher
	Nick Mascelli	Shortstop
2014	Chris Smith	Designated Hitter
2013	Chris Smith	Designated Hitter
2012	Ian Miller	Outfielder
	Ryan Van Spronsen	Starting Pitcher
2011	Jon Lucas	Designated Hitter
2010	Vin Avella	First Base
	Seth Boyd	Second Base
	David Rees	Relief Pitcher
2009	Seth Boyd	Second Base
2008	Vin Avella	First Base
	Damian Csakai	Outfielder
	Chris Dreschsel	Catcher
2007	Pete Delleani	Second Base
	Chris Dreschsel	Catcher
2006	Chris Dreschsel	Utility
	Nick Papa	Outfielder
2005	Matt Mastrianni	Outfielder
	Nick Papa	Outfielder
2004	Nick Papa	Outfielder
2003	Chris Dick	First Base
	Troy Sogluizzo	Designated Hitter
2002	Chris Dick	First Base
2000	John Spinelli	Outfielder
1999	Gil Barkman	Third Base

NEC PITCHER OF THE YEAR

YEAR	PLAYER	POSITION
2009	Matt Watson	Starting Pitcher
2008	Joe Testa	Starting Pitcher
1997	Mark Nugent	Starting Pitcher

NEC ROOKIE OF THE YEAR

YEAR	PLAYER	POSITION
1989	John White	Outfielder

NEC COACH OF THE YEAR

YEAR	COACH
2018	Jim Carone
2015	Jim Carone
2009	Joe Litterio
1992	Rich Vitaliano



JIM CARONE

SEAHAWKS DRAFTED BY MLB TEAMS

Wagner Baseball

Players Taken By

Major League Franchises

Through The Draft



YEAR	RD	PICK	TEAM	PLAYER	POS
2018	15	440	New York Mets	Phil Capra	C
2016	30	908	New York Yankees	Ben Ruta	OF
2015	14	429	Kansas City Royals	Nick Dini	C
2015	16	492	Los Angeles Dodgers	Nolan Long	P
2013	14	417	Seattle Mariners	Ian Miller	CF
2009	32	952	Washington Nationals	Kyle Morrison	RHP
2007	42	1248	Baltimore Orioles	Joseph Digeronimo	SS
2006	6	188	Oakland Athletics	Andrew Bailey	P
2005	16	475	Milwaukee Brewers	Andrew Bailey **	P
1999	32	984	Atlanta Braves	Joseph Francisco	CF
1991	21	555	Montreal Expos	John White	OF
1989	32	818	Atlanta Braves	Earl Jewett	P
1985	7	182	Chicago Cubs	Joe Murphy	1B-OF
1985	15	371	Chicago White Sox	John Von Ahnen	OF
1984	15	392	Chicago White Sox	John Von Ahnen	OF
1983	20	511	Chicago White Sox	Michael Taylor	OF
1980	16	413	Pittsburgh Pirates	Pat McAlurney	P
1980	19	480	Minnesota Twins	Mingo Nunez	SS
1979	19	483	California Angles	Mingo Nunez **	SS
1970	40	853	San Francisco Giants	Kenneth Danielson	OF-1B
1966	11	209	Philadelphia Phillies	Gregory Hansen	C



CAPRA



RUTA



DINI



LONG



MILLER



MORRISON



BAILEY

2019 WAGNER COLLEGE BASEBALL

WAGNER ALUM IN PRO BASEBALL

Phil Capra - C

2018 - Signed & Drafted by the New York Mets
15th round, 440 overall

Mike Adams - P

2016 - Signed by the Rockland Boulders (Can-Am League)

Ben Ruta - OF (active)

2016 - Signed & Drafted by the New York Yankees
30th round, 908 overall

- Pulaski Yankees (Appalachian League), 2016

Nick Dini - C (active)

2015 - Signed & Drafted by the Kansas City Royals
14th round, 429 overall

- Idaho Falls Chukars (Pioneer League), 2015
- Lexington Legends (South Atlantic League), 2016
- Wilmington Blue Rocks (Carolina League), 2016

Nolan Long - RHP (active)

2015 - Signed & Drafted by the Los Angeles Dodgers 16th round, 492 overall

- Arizona Dodgers (Arizona League), 2015
- Great Lakes Loons (Midwest League), 2015
- Great Lakes Loons (Midwest League), 2016

Ian Miller - OF (active)

2013 - Signed & Drafted by the Seattle Mariners
14th round, 417 overall

- Pulaski Mariners (Appalachian League), 2013
- Everett Aqua Sox (Northwest League), 2013
- Clinton LumberKings (Midwest League), 2014
- Bakersfield Blaze (California League), 2015
- Jackson Generals (Southern League), 2015
- Jackson Generals (Southern League), 2016

Jon Lucas - RHP

2011 - Signed by the Toronto Blue Jays, (NDFA)

- Bluefield Blue Jays (Appalachian League), 2011
- Vancouver Canadians (Northwest League), 2012
- New Jersey Jackals (Can-Am League), 2013
- Camden Riversharks (Atlantic League), 2014
- Somerset Patriots (Atlantic League), 2014
- New Jersey Jackals (Can-Am League), 2014

Andy Wells - RHP

2010 - Signed by the Philadelphia Phillies, (NDFA)

- Evansville Otters (Frontier League), 2010
- San Angelo Colts (North American League), 2011
- Rio Grande Valley WhiteWings (North American League), 2011
- York Revolution (Atlantic League), 2012

Andrew Huebner - RHP

2009 - Signed by the Baltimore Orioles, (NDFA)

- Bluefield Orioles (Appalachian League), 2009
- Gulf Coast Orioles (Gulf Coast League), 2009
- Bluefield Orioles (Appalachian League), 2010

Kyle Morrison - RHP

2009 - Signed and Drafted by the Washington Nationals
32nd round, 952 overall

- Vermont Lake Monsters (New York-Penn League), 2009
- Hagerstown Suns (South Atlantic League), 2010
- Newark Bears (Can-Am League), 2011
- Potomac Nationals (Carolina League), 2011
- Newark Bears (Can-Am League), 2012
- Newark Bears (Can-Am League), 2013
- St. Paul Saints (American Association), 2013

Joe Testa - LHP

2008 - Signed by the Minnesota Twins, (NDFA)

- Gulf Coast Twins (Gulf Coast League), 2008
- Fort Myers Miracle (Florida State League), 2008
- Beloit Snappers (Midwest League), 2009
- Fort Myers Miracle (Florida State League), 2009
- Potomac Nationals (Carolina League), 2010, (WSH Nationals)
- Fort Myers Miracle (Florida State League), 2010, (Twins)
- New Britain Rock Cats (Eastern League), 2010, (Twins)
- Potomac Nationals (Carolina League), 2011, (WSH Nationals)
- Potomac Nationals (Carolina League), 2012, (WSH Nationals)
- Harrisburg Senators (Eastern League), 2012 (WSH Nationals)
- Newark Bears (Can-Am League), 2013
- Amarillo Sox (American Association), 2013
- Camden Riversharks (Atlantic League), 2014
- Sioux Falls Canaries (American Association), 2014
- Gary Southshore RailCats (American Association), 2014
- Somerset Patriots (Atlantic League), 2015
- Sussex County Miners (Can-Am League), 2015

Joey DiGeronimo - INF

2007 - Signed and Drafted by the Baltimore Orioles
42nd round, 1248th overall

- Gulf Coast Orioles (Gulf Coast League), 2007
- Bluefield Blue Jays (Appalachian League), 2011

Mike McTamney - RHP

- Fullerton Flyers (Golden League), 2005
- Fullerton Flyers (Golden League), 2006
- Reno Silver Sox (Golden League), 2006
- Brockton Rox (Can-Am League), 2007
- Sioux City Explorers (American Association), 2008
- Rockford RiverHawks (Frontier League), 2008
- Brockton Rox (Can-Am League), 2008
- Rockford RiverHawks (Northern League), 2010

Andrew Bailey - RHP, 2009 AL Rookie of the Year/2x-All-Star

2006 - Signed and Drafted by the Oakland Athletics

6th round, 188th overall

- Vancouver Canadians (Northwest League), 2006
- Kane County Cougars (Midwest League), 2007
- Stockton Ports (California League), 2007
- Sacramento River Cats (Pacific Coast League), 2007
- Midland RockHounds (Texas League), 2008
- Oakland Athletics (MLB, American League), 2009
- Arizona Athletics (Arizona League), 2010
- Sacramento River Cats (Pacific Coast League), 2010
- Oakland Athletics (MLB, American League), 2010
- Sacramento River Cats (Pacific Coast League), 2011
- Oakland Athletics (MLB, American League), 2011
- Gulf Coast Red Sox (Gulf Coast League), 2012
- Portland Sea Dogs (Eastern League), 2012
- Pawtucket Red Sox (International League), 2012
- Boston Red Sox (MLB, American League), 2012
- Pawtucket Red Sox (International League), 2013
- Boston Red Sox (MLB, American League), 2013
- Gulf Coast Yankees (Gulf Coast League), 2015
- Tampa Yankees (Florida State League), 2015
- Trenton Thunder (Eastern League), 2015
- Scranton Wilkes-Barre RailRiders (International League), 2015
- New York Yankees (MLB, American League), 2015
- Lehigh Valley IronPigs (International League), 2016
- Philadelphia Phillies (MLB, National League), 2016
- Los Angeles Angels (MLB, American League), 2016-2018
- Los Angeles Angels Bullpen Coach

Mike Cerminaro - INF

2001 - Signed by the Chicago Cubs (NDFA)

- Boise Hawks (Northwest League), 2001
- Daytona Cubs (Florida State League), 2002

Joe Francisco - OF

1999 - Signed and Drafted by the Atlanta Braves

32nd round, 984th overall

- Jamestown Jammers (New York-Penn League), 1999
- Johnstown Johnnies (Frontier League), 2000

Andy DiOrio - 3B

- Will County Claws (North Central League), 1995
- Minot Mallards (Prairie League), 1996
- Somerset Patriots (Atlantic League), 1998-99, 2002

Keith Bolognese - INF/OF

1994 - Signed by the Atlanta Braves, (NDFA)

- Danville Braves (Appalachian League), 1994

Charlie Mirailh - INF

1994 - Signed by the Atlanta Braves, (NDFA)

- Idaho Falls Braves (Pioneer League), 1994

Ken Arnold - INF

1991 - Signed by the Chicago Cubs, (NDFA)

- Huntington Cubs (Appalachian League), 1991
- Peoria Chiefs (Midwest League), 1992
- Thunder Bay Whiskey Jacks (Northern League), 1993
- Bowie Baysox (Eastern League), 1994 (Baltimore Orioles)
- Bowie Baysox (Eastern League), 1995 (Baltimore Orioles)
- Winnipeg Goldeyes (Northern League), 1995
- Tulsa Drillers (Texas League), 1996 (Texas Rangers)
- Port Charlotte Rangers (Florida State League), 1996, (TX Rangers)
- Duluth-Superior Dukes (Northern League), 1997
- Somerset Patriots (Atlantic League), 1998
- Somerset Patriots (Atlantic League), 1999

John White - OF

1991 - Signed & Drafted by the Montreal Expos

21st round, 555th overall

- Jamestown Expos (New York-Penn League), 1991
- Jamestown Expos (New York-Penn League), 1992
- Albany Polecats (South Atlantic League), 1992

WAGNER ALUMS IN PRO BASEBALL

Earl Jewitt - RHP

1989 - Signed & Drafted by the Atlanta Braves
32nd round, 818th overall

- Pulaski Braves (Appalachian League), 1989
- Sumter Braves (South Atlantic League), 1990
- Macon Braves (South Atlantic League), 1991

Joe Murphy - 1B

1988 - Signed & Drafted by the Chicago Cubs

7th round, 182nd overall

- Geneva Cubs (New York-Penn League), 1985

John Von Ahnen - OF

1985 - Signed & Drafted by the Chicago White Sox

15th round, 371st overall

1984 - Drafted by the Chicago White Sox

15th round, 392nd overall

- Niagara Falls Sox (New York-Penn League), 1985

John Fidanza - INF

1984 - Signed by the New York Yankees (NDFAs)

- Gulf Coast Yankees (Gulf Coast League), 1984

Mike Taylor - OF

1983 - Signed & Drafted by the Chicago White Sox

20th round, 511th overall

- Gulf Coast White Sox (Gulf Coast League), 1983
- Appleton Foxes (Midwest League), 1984
- Appleton Foxes (Midwest League), 1985
- Birmingham Barons (Southern League), 1986
- Hawaii Islanders (Pacific Coast League), 1987

Jim Opie - INF

1982 - Signed by the Pittsburgh Pirates (NDFAs)

- Greenwood Pirates (South Atlantic League), 1982
- Alexandria Dukes (Carolina League), 1983
- Nashua Pirates (Eastern League), 1984
- Nashua Pirates (Eastern League), 1985
- Hawaii Islanders (Pacific Coast League), 1985
- Nashua Pirates (Eastern League), 1986
- Jacksonville Expos (Southern League), 1987 (Montreal Expos)
- El Paso Diablos (Texas League), 1987 (Milwaukee Brewers)
- Midland Angels (Texas League), 1988 (California Angels)

Donald O'Toole - RHP

1982 - Drafted by the Boston Red Sox in the 11th Round, 280th overall out of high school but did not sign.

Patrick McAlarney - LHP

1980 - Signed & Drafted by the Pittsburgh Pirates

16th round, 413th overall

- Gulf Coast Pirates (Gulf Coast League), 1980
- Salem Pirates (Carolina League), 1980

Domingo Nunez - INF

1980 - Signed & Drafted by the Minnesota Twins

19th round, 479th overall

1979 - Drafted by the California Angels

19th round, 483th overall

- Elizabethton Twins (Appalachian League)

Tom Gugliucci - C

1972 - Signed by the St. Louis Cardinals as an amateur free agent.

- Gulf Coast Red Birds (Gulf Coast League)

Kenneth Danielson - OF

1970 - Signed & Drafted by the San Francisco Giants

40th round, 853rd overall

- Great Falls Giants (Pioneer League), 1970

Gregory Hansen - C

1966 - Signed & Drafted by the Philadelphia Phillies

11th round, 209th overall

- Huron Phillies (Northern League), 1966

James Morio - LHP

1964 - Signed by the Cincinnati Reds as an amateur free agent

• Cedar Rapids Red Raiders (Midwest League), 1964

- Peninsula Grays (Carolina League), 1965
- Knoxville Smokies (Southern League), 1966

Dick Rice - RHP

1964 - Signed by the Pittsburgh Pirates as an amateur free agent

- Salem Rebels (Appalachian League), 1964

Bruce Wilson - RHP

1964 - Signed by the New York Mets as an amateur free agent

- Salisbury Braves (Western Carolina League), 1962
- Auburn Mets (New York-Penn League), 1963

Curt Bleafary - OF/1B, 1965 American League Rookie of the Year

1964 - Signed by the New York Yankees as an amateur free agent

- Greensboro Yankees (Carolina League), 1962
- Greensboro Yankees (Carolina League), 1963
- Elmira Pioneers (Eastern League), 1963
- Rochester Red Wings (International League), 1964
- Baltimore Orioles (MLB, American League), 1965
- Baltimore Orioles (MLB, American League), 1966
- Baltimore Orioles (MLB, American League), 1967
- FIL Orioles (Florida Instructional League), 1968
- Baltimore Orioles (MLB, American League), 1968
- Houston Astros (MLB, National League), 1969
- New York Yankees (MLB, American League), 1970
- New York Yankees (MLB, American League), 1971
- Oakland Athletics (MLB, American League), 1971
- Oakland Athletics (MLB, American League), 1972
- San Diego Padres (MLB, National League), 1972
- Richmond Braves (International League), 1973 (Atlanta Braves)

George Lewis - RHP

1956 - Signed by the Boston Red Sox

- Corning Red Sox (Penn-Ontario-New York League), 1956
- Allentown Red Sox (Eastern League), 1960
- Savannah Pirates (South Atlantic League), 1960



IAN MILLER



BEN RUTA



PHIL CAPRA



NOLAN LONG

Photo Credit: Four Seam Images

SINGLE-SEASON RECORDS

SEASON RECORDS (As of June 6, 2018)

GAMES PLAYED

1.	Kevin McDonnell	2010	57
	Damian Csakai	2010	57
3.	Phil Capra	2018	56
	Brian Martutartus	2010	56
	Vin Avella	2010	56
5.	Nick Dini	2013	55
	Ian Miller	2013	55
	Nick Dini	2012	55
	Tommy Higgins	2012	55
	Ian Miller	2012	55
	Damian Csakai	2008	55
	Chris Drechsel	2008	55

AT-BATS

1.	Ian Miller	2013	234
2.	Nick Mascelli	2018	218
3.	Nick Dini	2013	215
4.	FREDDY SABIDO	2018	210
5.	Damian Csakai	2008	209
6.	Vin Avella	2010	208
7.	Phil Capra	2018	205
	Sean Mazzio	2018	205
	Nick Mascelli	2014	205
	Ian Miller	2012	205
11.	Nick Dini	2014	204
12.	Mike Cerminaro	2000	203
13.	Kevin McDonnell	2010	201
14.	Nick Mascelli	2014	199
	Damian Csakai	2009	199
	Joseph DiGeronimo	2007	199

HITS

1.	Mike Cerminaro	2000	82
2.	Ian Miller	2013	77
3.	Nick Mascelli	2016	73
4.	Joseph DiGeronimo	1999	71
5.	Nick Dini	2015	69
	Joseph DiGeronimo	2007	69
7.	Ben Ruta	2016	68
	Vin Avella	2010	68
9.	Nick Dini	2013	67
	Joseph DiGeronimo	2006	67
11.	Damian Csakai	2009	66
12.	Phil Capra	2017	65
13.	Phil Capra	2018	64
	Ben Ruta	2015	64
	Ian Miller	2012	64
	Brian Martutartus	2010	64
	Matt Mastrianni	2004	64

RUNS

1.	Mike Cerminaro	2000	61
2.	Nick Mascelli	2018	60
3.	Vin Avella	2010	52
	Gil Barkman	2000	52
5.	Damian Csakai	2009	51
6.	Tommy Mazzola	1997	47
7.	Ian Miller	2013	46
	Joe Francisco	1999	46
9.	Anthony Godino	2017	45
	Nick Dini	2015	45
	Gil Barkman	1999	45
12.	Sean Mazzio	2018	44
13.	Anthony Godino	2018	43
14.	Phil Capra	2018	42
	Seth Boyd	2010	42
	Joseph DiGeronimo	2007	42
	Joe Aquilino	1997	42
	Mike Taylor	1981	42
19.	Sean Mazzio	2017	41
	Ben Ruta	2015	41
21.	Damian Csakai	2008	40

BATTING AVERAGE

1.	Joe Francisco	1999	(42 games)	.436
2.	Bob Marronaro	1985	(28 games)	.431
3.	Jack Scholz	1993	(31 games)	.418

4.	Joe Murphy	1985	(28 games)	.407
5.	Mike Venezia	1989	(31 games)	.406
6.	Mike Cerminaro	2000	(53 games)	.404
7.	Tom Henning	1987	(35 games)	.402
8.	Jared Gruccio	2009	(45 games)	.394
9.	Joe Francisco	1998	(42 games)	.393
10.	Nick Dini	2015	(51 games)	.392

RUNS BATTED IN

1.	Vin Avella	2010	60
2.	Phil Capra	2018	58
3.	Mike Cerminaro	2000	56
4.	Vin Avella	2009	48
	Gil Barkman	1999	48
6.	Gil Barkman	2000	47
7.	Nick Dini	2013	46
8.	FREDDY SABIDO	2018	44
	Nick Dini	2015	44
10.	John Spinelli	1999	43
11.	Phil Capra	2017	42
	John Spinelli	2000	42
	John VonAhnen	1985	42
14.	Chris Dick	2002	40
15.	Phil Capra	2016	38
	Peter Delleani	2007	38
17.	Anthony Godino	2017	37
	Joseph DiGeronimo	2007	37
19.	Anthony Godino	2018	36
	Ben Ruta	2015	36
	Eddie Brown	2012	36
	Seth Boyd	2009	36

DOUBLES

1.	Mike Cerminaro	2000	28
2.	Joe Aquilino	1997	21
3.	Nick Papa	2004	19
	Mike Cerminaro	2001	19
5.	Nick Dini	2015	18
	Brian Martutartus	2010	18
7.	FREDDY SABIDO	2018	16
	Anthony Godino	2018	16
	Nick Mascelli	2018	16
	Ben Ruta	2016	16
	Seth Boyd	2011	16
	Vin Avella	2010	16
13.	Trey Nicosia	2015	15
	Eddie Brown	2012	15
	Seth Boyd	2009	15
	Troy Sogluizzo	2005	15
	Bobby Weiss	2000	15

TRIPLES

1.	ANTHONY PECORA	2017	6
	Joseph DiGeronimo	2007	6
3.	Nick Dini	2012	5
	Nick Papa	2004	5
5.	FREDDY SABIDO	2018	4
	Anthony Godino	2017	4
	Brian Martutartus	2009	4
	Nick Papa	2003	4
	Gil Barkman	2000	4
	Gil Barkman	1998	4
	John White	1991	4
	Mike Venezia	1989	4
	Mike Venezia	1988	4
	Joe Murphy	1985	4
	Dan Cugini	1981	4
	Curt Blefary	1962	4
17.	Anthony Godino	2018	3
	Ben Ruta	2015	3
	Chris Smith	2013	3
	Joe Conforti	2009	3
	Damian Csakai	2009	3
	Peter Delleani	2006	3

SINGLE-SEASON RECORDS

HOME RUNS

1.	Vin Avella	2010	17
2.	Vin Avella	2009	16
3.	Phil Capra	2018	12
	Joe Murphy	1984	12
5.	Gil Barkman	1999	11
	John Spinelli	1999	11
7.	Vin Avella	2008	10
	Chris Dick	2003	10
	Chris Dick	2002	10
	Dave Noriega	1987	10
11.	FREDDY SABIDO	2017	9
12.	Peter Delleani	2007	8
13.	Phil Capra	2017	7
	Anthony Godino	2017	7
	Nick Dini	2015	7
	Vin Avella	2007	7
17.	FREDDY SABIDO	2018	6
	Nick Mascelli	2018	6
19.	Kyle Cala	2018	5
	Kyle Cala	2017	5
	Sean Mazzio	2017	5
	Chris Smith	2014	5
	Seth Boyd	2009	5
	Ed Sudol	2005	5

SACRIFICE HITS

1.	Trey Nicosia	2016	12
2.	Trey Nicosia	2015	11
3.	Dan Wasilick	2014	9
	Chris Smith	2012	9
	Damian Csakai	2010	9
	Bob Weiss	1997	9
	Bob Maranaro	1983	9
8.	Zack Yesko	2015	8
	Damian Csakai	2010	8
	Damian Csakai	2009	8
	Paul Marco	1996	8
12.	Sean Mazzio	2016	7
	Chris Smith	2013	7
	Nick Alfano	2012	7
	Hayden Hunter	2012	7
	Jayson Keel	2012	7
	Tommy Higgins	2011	7

SACRIFICE FLIES

1..	Phil Capra	2018	8
2..	Nick Dini	2015	6
	Jayson Keel	2012	6
	Kevin McDonnell	2011	6
5.	Anthony Godino	2017	5
	Eddie Brown	2012	5
	Chris Drechsel	2009	5
	Joseph DiGeronimo	2007	5
	Kevin McDonnell	2008	5
10.	TYLER SANFILLIPPO	2018	4
	Nick Mascelli	2016	4
	Trey Nicosia	2015	4
	Jayson Keel	2013	4
	Chris Smith	2013	4
	Seth Boyd	2011	4
	Jon Lucas	2010	4
	Damian Csakai	2009	4
	Vin Avella	2009	4
	Matt Matrianni	2005	4

WALKS

1.	Mike Venezia	1988	41
2.	Chris Smith	2013	36
3.	Phil Capra	2018	35
	Joe Murphy	1985	35
5.	Mike Venezia	1989	34
6.	Sean Mazzio	2018	33
7.	Anthony Godino	2018	32
	Dean Esposito	1992	32
	Mike Venezia	1990	32
10.	Phil Capra	2017	31
	Damian Csakai	2010	31

	Vin Avella	2009	31
	Joe Agnello	2002	31
	Jamie Scholz	2000	31
15.	Anthony Godino	2017	30

MOST INTENTIONAL WALKS

1.	Vin Avella	2010	5
2.	Ben Ruta	2016	4
	Nick Dini	2015	4
	Ian Miller	2012	4
5.	Kevin McDonnell	2011	3
	Vin Avella	2009	3
	Ben Ruta	2015	3
	Vin Avella	2008	3
9.	FREDDY SABIDO	2018	2
	Phil Capra	2017	2
	Anthony Godino	2015	2
	Nick Dini	2014	2
	Chris Smith	2013	2
	Ian Miller	2013	2
	Tommy Mazurkiewicz	2013	2
	Peter Delleani	2007	2
	Nick Papa	2006	2
	Joseph DiGeronimo	2006	2

MOST TIMES HIT BY PITCH

1.	Tommy Mazurkiewicz	2014	19
2.	Damian Csakai	2010	17
3.	Eddie Brown	2011	15
	Jack Scholz	1993	15
5.	Anthony Godino	2018	14
	Jayson Keel	2013	14
	Damian Csakai	2007	14
	John Spinelli	2000	14
9.	Joe Conforti	2011	13
	Jared Gruccio	2009	13
11.	Joseph Malfettano	2005	12
12.	Tommy Mazurkiewicz	2013	11
	Eddie Brown	2012	11

STRIKEOUTS

1.	Kevin McDonnell	2007	57
2.	Vin Avella	2009	56
3.	Shaun Flynn	2014	51
4.	Anthony Gioiello	2002	50
5.	Ed Sudol	2007	47
6.	Chris Smith	2014	46
7.	Vin Avella	2010	45
8.	ANTHONY PECORA	2018	44
	FREDDY SABIDO	2018	44
	Chris Smith	2012	44
	Ed Sudol	2006	44
	Kevin McDonnell	2011	44
	Joseph Malfettano	2005	44

STOLEN BASES

1.	Ian Miller	2013	46
2.	Damian Csakai	2010	41
3.	Damian Csakai	2009	37
4.	Ian Miller	2012	34
5.	Damian Csakai	2008	33
	Joe Francisco	1997	33
7.	Joe Francisco	1999	30
8.	Joseph DiGeronimo	2007	29
9.	Joe Francisco	1998	27
10.	Eddie Brown	2012	22
11.	Damian Csakai	2007	21
	Joey DiGeronimo	2006	21
	Paul Kurella	2000	21
14.	Nick Dini	2014	18
	Brian Martutartus	2009	18
	Nick Papa	2006	18

SINGLE-SEASON RECORDS

FIELDING

PUTOUTS			
1.	Tommy Mazurkiewicz	2014	450
	Vin Avella	2010	450
3.	Vin Avella	2008	441
4.	Tommy Mazurkiewicz	2013	431
5.	Tommy Mazurkiewicz	2015	429
6.	Vin Avella	2009	419
7.	Bill Murphy	2012	392
8.	Phil Capra	2017	362
9.	Chris Dick	2004	367
10.	Phil Capra	2018	344
11.	Chris Dick	2003	341
12.	Jack Rice	2011	325
13.	Jamie Scholz	2000	323
14.	Chris Drechsel	2008	300

ASSISTS			
1.	Nick Dini	2014	180
2.	Brian Martutartus	2009	171
3.	Brian Martutartus	2010	166
4.	Nick Mascelli	2014	158
5.	Joseph DiGeronimo	2007	157
6.	Nick Mascelli	2015	150
7.	Bryan Distefano	2001	144
8.	Nick Dini	2012	143
9.	Eddie Brown	2012	142
	Any DiOrio	1995	142
11.	Brian Martutartus	2008	141

ERRORS			
1.	Mike Cerminaro	1998	25
	Charlie Mirailh	1994	25
3.	Brian Martutartus	2008	23
	Charlie Mirailh	1994	23
5.	Joey DiGeronimo	2004	21
6.	Nick Mascelli	2014	20
7.	Nick Mascelli	2016	18
	Nick Mascelli	2015	18
	Shaun Flynn	2013	18
10.	Seth Boyd	2011	17
11.	Brian Martutartus	2010	16
	Vin Avella	2007	16
	Gene Ronkiewicz	2005	16
14.	Seth Boyd	2008	15
15.	Sean Mazzio	2018	14
	Sean Mazzio	2017	14
	Peter Delleani	2007	14

MOST DOUBLE PLAYS TURNED			
1.	Vin Avella	2009	51
2.	Vin Avella	2008	50
3.	Brian Martutartus	2009	38
4.	Seth Boyd	2011	36
	Vin Avella	2010	36
6.	Nick Mascelli	2018	32
	Jack Rice	2011	32
	Brian Martutartus	2010	32
	Brian Martutartus	2008	32
10.	Tommy Mazurkiewicz	2014	31
11.	Tommy Mazurkiewicz	2013	30

PITCHING

LOWEST EARNED RUN AVERAGE			
1.	Don Finley	1953	1.03
2.	Brian O'Neill	1994	1.16
3.	William Thompson	1967	1.29
	Ziggy Wachsmuth	1951	1.29
5.	Murray Resnick	1953	1.32
	Clem Bosco	1953	1.32
7.	Ryan Spahr	2015	1.35
8.	Nick DiLeo	2016	1.56
9.	Don Finley	1951	1.60
10.	Harry Nelson	1964	1.66
11.	Steven Bloodworth	2015	1.80
12.	Anthony Battaglia	2012	1.84
13.	Ron Thomas	1966	1.92
14.	Danny Marsh	2017	1.96

15. Matt Morris 2013 1.97

APPEARANCES			
1.	David Rees	2010	30
2.	Andrew Huebner	2009	26
	Dan Lanzano	2006	26
	Chris Pariseau	2000	26
5.	NICK ROBINO	2018	25
	Steven Bloodworth	2015	25
	David Rees	2009	25
8.	Steven Bloodworth	2014	23
	Anthony Battaglia	2013	23
	Kevin Rush	2009	23
	Chris Pariseau	1999	23
12.	David Rees	2011	22
	Andrew Huebner	2008	22

GAMES STARTED			
1.	NEIL ABBATIELLO	2018	15
	ERIC LIGDA	2018	15
3.	Austin Goeke	2017	14
	Matt Watson	2010	14
	Joe Testa	2006	14
	Justin Lucas	2000	14
7.	Danny Marsh	2017	13
	Austin Goeke	2016	13
	Mike Adams	2016	13
	Matt Morris	2014	13
	Ryan Casey	2014	13
	Ryan Casey	2013	13
	Joe Testa	2008	13
	Andrew Bailey	2004	13
	Mike Forthofer	1999	13
16.	PAT GALLAGHER	2018	12
	Matt Morris	2016	12
	Ryan Van Spronsen	2012	12
	Jon Lucas	2011	12
	Kyle Morrison	2009	12
	Kyle Morrison	2008	12
	Joe Testa	2007	12
	Mike D'Angelis	2005	12
	Mike McTamney	2005	12

COMPLETE GAMES			
1.	Joe Doyle	1997	8
2.	Ryan Van Spronsen	2012	7
	Joe Doyle	1996	7
	Randy Chirumbolo	1994	7
5.	Mike McTamney	2005	6
	Don Finley	1953	6
7.	Ryan Casey	2012	5
	Dale Hering	2011	5
	Joe Testa	2007	5
	Joe Testa	2006	5
	Andrew Bailey	2004	5
	Mark Nugent	1997	5
	Brian O'Neill	1995	5
	Randy Chirumbolo	1993	5
	Bruce Wilson	1962	5
	Bruce Wilson	1960	5
	Ziggy Wachsmuth	1952	5
18.	Matt Morris	2013	4
	Ryan Casey	2013	4
	Joe Testa	2008	4
21.	Mike Adams	2016	3
	Mike Bujalkowski	2005	3

INNINGS PITCHED			
1.	Ryan Van Spronsen	2012	100.0
2.	Joe Testa	2008	91.0
3.	Ryan Casey	2013	89.1
4.	Joe Testa	2006	88.1
5.	ERIC LIGDA	2018	88.0
6.	NEIL ABBATIELLO	2018	87.1
7.	Don Finley	1953	86.2
8.	Austin Goeke	2017	84.2
9.	Don Finley	1952	82.1
10.	James Murphy	1981	81.2
11.	Joe Testa	2007	80.2

SINGLE-SEASON RECORDS

12.	Ryan Casey	2014	79.2
13.	Austin Goeke	2016	79.1
14.	Justin Lucas	2000	79.0
RUNS ALLOWED			
1.	John Crowley	2002	81
2.	Mike Windstein	2002	79
3.	Mike Forthofer	1998	78
4.	Rob Kostic	2002	75
5.	Matt Watson	2010	73
6.	John Gregg	2000	70
7.	Mike D'Angelis	2006	69
8.	Joe Kraljev	2000	63
	Joe Doyle	1998	63
10.	Tim Capstraw	1981	61
EARNED RUNS ALLOWED			
1.	John Crowley	2002	72
2.	Mike Windstein	2002	61
3.	Matt Watson	2010	60
4.	Rob Kostic	2002	57
5.	Mike D'Angelis	2006	55
HITS ALLOWED			
1.	Matt Watson	2010	102
2.	Ryan Casey	2013	100
	John Crowley	2002	100
WALKS			
1.	Don Finley	1952	54
2.	Chris Mormile	2017	51
3.	Mike Adams	2013	50
4.	James Murphy	1981	49
	Don Finley	1953	49
6.	Bruce Wilson	1960	46
7.	Austin Goeke	2017	44
	Mike D'Angelis	2006	44
	Mark Nugent	1998	44
10.	Earl Jewett	1988	43
	Jesse Foote	1985	43
12.	Matt Watson	2010	42
STRIKEOUTS			
1.	Joe Testa	2006	98
2.	Andrew Bailey	2004	84
3.	Austin Goeke	2017	83
4.	Joe Testa	2007	82
5.	Joe Testa	2008	80
6.	NEIL ABBATIELLO	2018	79
	Harry Nelson	1964	79
8.	Mike McTamney	2004	73
9.	Danny Marsh	2017	69
	Bruce Wilson	1962	69
11.	Pat McAlarney	1978	67
12.	Mike McTamney	2005	66
	Jim Morio	1962	66
14.	Ryan Van Spronsen	2012	65
WINS			
1.	Bill Willetts	1948	10
2.	Matt Watson	2009	9
3.	NEIL ABBATIELLO	2018	8
	Ryan Van Spronsen	2012	8
	Kyle Morrison	2009	8
	James Murphy	1981	8
7.	ERIC LIGDA	2018	7
	NICK ROBINO	2018	7
	Joe Testa	2008	7
	Joe Testa	2006	7
	Justin Lucas	2000	7
	Ziggy Wachsmuth	1951	7
	Don Finley	1953	7
14.	Danny Marsh	2017	6
	Austin Goeke	2017	6
	Austin Goeke	2016	6

	Paul Mammino	2013	6
	Mike McTamney	2005	6
LOSSES			
1.	Mike D'Angelis	2006	10
2.	John Crowley	2002	9
3.	Mike Adams	2013	8
	Rob Kostic	2002	8
	Mike Windstein	2002	8
	Joe Doyle	1998	8
SAVES			
1.	Andrew Huebner	2009	13
2.	Andrew Huebner	2008	11
3.	Steven Bloodworth	2015	8
4.	NICK ROBINO	2018	7
	Chris Pariseau	2000	7
6.	Anthony Battaglia	2013	6
	David Rees	2010	6
	Ian Karlsson	2010	6
	Chris Pariseau	1999	6
10.	Steven Bloodworth	2014	5
	Don Croce	1991	5
12.	Mike Adams	2014	4
	Anthony Battaglia	2012	4
	Dan Lanzano	2006	4



CAREER RECORDS

CAREER RECORDS (As of Mar. 25, 2019)

GAMES PLAYED

1.	Nick Dini	2012-15	215
2.	Damian Csakai	2007-10	212
3.	Vin Avella	2007-10	211
4.	Kevin McDonnell	2007-11	210
5.	Nick Mascelli	2014-18	206
6.	Seth Boyd	2008-11	204
7.	Sean Mazzio	2015-18	200
8.	Tommy Higgins	2009-12	193
	Chris Drechsel	2006-09	193
10.	Nick Papa	2003-06	191
11.	Anthony Godino	2015-18	188
12.	Joseph DiGeronimo	2004-07	186
13.	Chris Dick	2000-04	182
14.	Jon Lucas	2008-11	180
15.	Joe Malfettano	2003-06	179
16.	Joe Conforti	2007-11	172
17.	Tommy Mazurkiewicz	2012-15	166

GAMES STARTED

1.	Nick Dini	2012-15	215
2.	Kevin McDonnell	2007-11	207
	Damian Csakai	2007-10	207
4.	Nick Mascelli	2014-18	206
5.	Vin Avella	2007-10	204
6.	Sean Mazzio	2015-18	197
7.	Seth Boyd	2008-11	194
	Chris Drechsel	2006-09	189
9.	Anthony Godino	2015-18	184
10.	Tommy Higgins	2009-12	173
11.	Jon Lucas	2008-11	167
12.	Tommy Mazurkiewicz	2012-15	159
13.	Brian Martutartus	2008-10	155

AT-BATS

1.	Nick Mascelli	2014-18	809
2.	Nick Dini	2012-15	793
3.	Damian Csakai	2007-10	761
4.	Vin Avella	2007-10	748
5.	Seth Boyd	2008-11	710
6.	Sean Mazzio	2015-18	709
7.	Joseph DiGeronimo	2004-07	707
8.	Kevin McDonnell	2007-11	705
9.	Nick Papa	2003-06	651
10.	Matt Mastianni	2004-07	642
11.	Tommy Higgins	2009-12	628
12.	Anthony Godino	2015-18	627
13.	Mike Cerminaro	1998-01	624
14.	Chris Dick	2000-04	619
15.	Chris Drechsel	2006-09	604
16.	Phil Capra	2016-18	570
17.	Ian Miller	2011-13	569
18.	Tommy Mazurkiewicz	2012-15	549
19.	Jon Lucas	2008-11	548

BATTING AVERAGE (MIN.250 AB)

1.	Joe Murphy	1983-85	.380
2.	Joe Francisco	1997-99	.374
3.	Jack Scholz	1991-93	.350
	John Von Ahnen	1982-85	.350
5.	Gil Barkman	1997-00	.349
6.	Mike Cerminaro	1998-01	.344
7.	John White	1989-91	.343
	Mike Venezia	1987-90	.343
9.	Harold Brantley	1980-83	.338
10.	Troy Sogluizzo	2003-05	.336
11.	Ben Ruta	2013-16	.333

RUNS

1.	Damian Csakai	2007-10	163
2.	Nick Mascelli	2014-18	161
3.	Vin Avella	2007-10	146
4.	Sean Mazzio	2015-18	135
5.	Mike Cerminaro	1998-01	134
6.	Nick Dini	2012-15	133
	Gil Barkman	1997-00	133

8.	Anthony Godino	2015-18	124
	Seth Boyd	2008-11	124
10.	Kevin McDonnell	2007-11	123
11.	Joe DiGeronimo	2004-07	117
	Joe Francisco	1997-99	117
	Ken Arnold	1988-91	117
14.	Chris Dick	2000-04	113
15.	Chris Drechsel	2006-09	102
16.	Ian Miller	2011-13	101

HITS (200-HIT CLUB)

1.	Nick Mascelli	2014-18	252
2.	Nick Dini	2012-15	245
3.	Damian Csakai	2007-10	235
4.	Vin Avella	2007-10	229
5.	Joseph DiGeronimo	2004-07	219
5.	Mike Cerminaro	1998-01	214
6.	Seth Boyd	2008-11	212
7.	Sean Mazzio	2015-18	204
8.	Kevin McDonnell	2007-11	203
9.	Matt Mastrianni	2004-07	202
10.	Nick Papa	2003-06	201
	Chris Dick	2000-04	201

(100-HIT CLUB)

12.	Anthony Godino	2015-18	189
13.	Gil Barkman	1997-00	188
14.	Phil Capra	2016-18	181
15.	Tommy Higgins	2009-12	175
16.	Ben Ruta	2013-16	172
17.	Ian Miller	2011-13	171
18.	Chris Drechsel	2006-09	166
	Joe Francisco	1997-99	166
20.	Brian Martutartus	2008-10	161
21.	Jon Lucas	2008-11	158
22.	Pete DiStefano	1994-97	157
23.	Kan Furst	2002-05	152
	Bryan DiStefano	2000-03	152
25.	Ed Sudol	2004-07	148
	Ken Arnold	1988-91	148
27.	John Von Ahnen	1982-85	144
28.	Troy Sogluizzo	2003-05	143
29.	Kyle Cala	2015-18	141
30.	Any DiOrio	1992-95	138
	Brent Harvie	1989-92	138
	Harold Brantley	1980-83	138
33.	Mike Venezia	1987-90	137
34.	Chris Smith	2012-14	136
35.	FREDDY SABDIO	2017-PRES	135
36.	Trey Nicosia	2012-16	131
37.	Joe Malfettano	2003-06	130
	John Spinelli	1997-00	130
	Charlie Mirailh	1991-94	130
40.	Bobby Weiss	1997-00	129
41.	Gil Barkman	1997-00	128
42.	Joe Conforti	2007-11	127
	Todd Rutman	1985-88	127
44.	Billy Curatolo	1988-91	126
45.	Michael Taylor	1981-83	124
46.	Dean Esposito	1989-92	123
47.	ANTHONY PECORA	2016-PRES	122
48.	JOE SILVESTRONE	2016-PRES	121
49.	Nick Alfano	2010-13	119
	John White	1989-91	119
	Len Cancelleri	1986-89	119
	Jack Scholz	1989-93	116
53.	Keith Bolognese	1991-94	115
54.	Kevin Rugg	1997-00	114
55.	Paul Kurella	1998-01	111
56.	Tom Hennin	1985-88	107
57.	Joe Murphy	1983-85	106
	Shaun Flynn	2013-14	104
59.	Tommy Mazzola	1996-97	102
60.	Mike Lepre	1992-95	101
61.	Gordon Rugg	1996-98	100

CAREER RECORDS

RUNS BATTED IN

1.	Vin Avella	2007-10	165
2.	Mike Cerminaro	1998-01	147
3.	Gil Barkman	1997-00	146
4.	Nick Dini	2012-15	143
5.	Phil Capra	2016-18	138
6.	Chris Dick	2000-04	125
7.	Anthony Godino	2015-18	121
8.	John Von Ahnen	1982-85	118
9.	Dean Esposito	1989-92	110
10.	Seth Boyd	2008-11	109
11.	Matt Mastrianni	2004-07	105
12.	Kevin McDonnell	2007-11	102
13.	John Spinelli	1997-00	101
14.	Jon Lucas	2008-11	97
15.	Ed Sudol	2005-07	92
16.	Ben Ruta	2013-16	88
17.	FREDDY SABIDO	2017-PRES	85
	Tommy Higgins	2009-12	85
19.	Damian Csakai	2007-10	76
20.	Tommy Mazurkiewicz	2012-15	75
21.	Brian Martutartus	2008-10	73

DOUBLES

1.	Mike Cerminaro	1998-01	66
2.	Vin Avella	2007-10	52
3.	Nick Dini	2012-15	48
	Seth Boyd	2008-11	48
5.	Chris Dick	2000-04	47
6.	Anthony Godino	2015-18	43
7.	Tommy Higgins	2009-12	37
	Brian Martutartus	2008-10	37
	Joseph DiGeronimo	2004-07	37
10.	Nick Papa	2003-06	36
11.	Nick Mascelli	2014-18	35
	Phil Capra	2016-18	35
	Matt Mastrianni	2004-07	35
	Gil Barkman	1997-00	35
15.	Kevin McDonnell	2007-11	34
16.	Ben Ruta	2013-16	33
17.	Jon Lucas	2008-11	32
18.	Chris Smith	2012-14	31
19.	Damian Csakai	2007-10	29

TRIPLES

1.	Nick Papa	2003-06	13
2.	ANTHONY PECORA	2016-PRES	11
	Mike Venezia	1987-90	11
4.	Nick Dini	2012-15	9
5.	Anthony Godino	2015-18	8
	Joseph DiGeronimo	2004-07	8
	Mike Cerminaro	1997-01	8
	Gil Barkman	1997-00	8
	Andy DiOrio	1992-95	8
10.	Brian Martutartus	2008-10	7
	John Von Ahnen	1982-85	7
12.	FREDDY SABIDO	2017-PRES	6
	JOE SILVESTRONE	2016-PRES	6
	Damian Csakai	2007-10	6
	John White	1989-91	6
	Harold Brantley	1980-83	6
17.	Chris Smith	2012-14	5
	Seth Boyd	2008-11	5
	Joe Conforti	2007-11	5

HOME RUNS

1.	Vin Avella	2007-10	50
2.	Chris Dick	2000-04	32
3.	Gil Barkman	1997-00	31
4.	John Von Ahnen	1982-85	30
5.	Joe Murphy	1983-85	28
6.	Mike Cerminaro	1998-01	26
7.	Dean Esposito	1989-92	24
8.	Phil Capra	2016-18	22
	John Spinelli	1997-00	22
10.	Mike Taylor	1981-83	17

11.	FREDDY SABIDO	2017-PRES	16
12.	Kyle Cala	2015-18	13
13.	Anthony Godino	2015-18	12
	Seth Boyd	2008-11	12
	Ed Sudol	2005-07	12
15.	Kevin McDonnell	2007-11	11
17.	Nick Mascelli	2014-18	10
	Chris Smith	2012-14	10
	Matt Mastrianni	2005-07	10

WALKS

1.	Mike Venezia	1987-90	129
2.	Anthony Godino	2015-18	110
3.	Nick Mascelli	2014-18	93
4.	Sean Mazzio	2015-18	85
	Damian Csakai	2007-10	85
6.	Chris Dick	2000-04	84
7.	Phil Capra	2016-18	80
8.	Vin Avella	2007-10	79
	Matt Mastrianni	2004-07	79
10.	Kevin McDonnell	2007-11	76
11.	Nick Dini	2012-15	74
12.	Dean Esposito	1989-92	72
13.	Jon Lucas	2008-11	70
14.	Ken Arnold	1988-91	68
	Joe Murphy	1983-85	68
16.	Chris Smith	2012-14	66
17.	Seth Boyd	2008-11	63
18.	Ben Ruta	2013-16	62
19.	Chris Drechsel	2006-09	61
20.	Tommy Higgins	2009-12	55

STRIKEOUTS

1.	Kevin McDonnell	2007-11	174
2.	Vin Avella	2007-10	172
3.	Anthony Godino	2015-18	142
4.	Joe Malfettano	2003-06	137
5.	Ed Sudol	2004-07	133
6.	Chris Smith	2012-14	131
7.	Sean Mazzio	2015-18	127
	Ed Sudol	2005-07	127
9.	Matt Mastrianni	2004-07	122
10.	Kane Furst	2002-05	113
11.	Jon Lucas	2008-11	110
	Damian Csakai	2007-10	110
13.	Kyle Cala	2015-18	109
	Joe Conforti	2007-11	101
15.	Seth Boyd	2008-11	100

STOLEN BASES

1.	Damian Csakai	2007-10	132
2.	Ian Miller	2011-13	93
3.	Joe Francisco	1997-99	90
4.	Joseph DiGeronimo	2004-07	73
5.	Nick Papa	2003-06	55
6.	Nick Dini	2012-15	51
7.	Anthony Godino	2015-18	46
8.	Ken Arnold	1988-91	43
9.	Brian Martutartus	2008-10	39
10.	Seth Boyd	2008-11	37
	Kevin McDonnell	2008-11	37
12.	Joe Conforti	2007-11	33
13.	Chris Smith	2012-14	31

HIT BY PITCHES

1.	Damian Csakai	2007-10	43
2.	Tommy Mazurkiewicz	2012-15	36
3.	Anthony Godino	2015-18	35
4.	Jack Scholz	1989-93	32
5.	Joe Malfettano	2003-06	28
6.	Nick Dini	2012-15	27
	Chris Drechsel	2006-09	27
8.	Eddie Brown	2011-12	26
	John Spinelli	1997-00	26
10.	Joe Conforti	2007-11	25
	Bryan DiStefano	2000-03	25

CAREER RECORDS

SACRIFICE FLIES

1.	Kevin McDonnell	2007-11	15
2.	Nick Dini	2012-15	13
3.	Phil Capra	2016-18	12
	Chris Drechsel	2006-09	12
5.	Anthony Godino	2015-18	11
6.	Nick Mascelli	2014-18	10
	Jayson Keel	2012-13	10
8.	Jon Lucas	2008-11	9
	Seth Boyd	2008-11	9
10.	ANTHONY PECORA 2016-PRES		7
	Eddie Brown	2011-12	7

SACRIFICE HITS

1.	Damian Csakai	2007-10	27
2.	Trey Nicosia	2012-16	24
3.	Chris Smith	2012-14	21
4.	Sean Mazzio	2015-18	20
5.	Dan Wasilick	2012-15	15
	Nick Alfano	2010-13	15
7.	Kyle Brey	2015-18	13
	Nick Mascelli	2014-18	13
	Tommy Mazurkiewicz	2012-15	13
	Tommy Higgins	2009-12	13

SLUGGING PERCENTAGE (MIN 300 AB)

1.	Vin Avella	(748 AB) 2007-10	.576
2.	Phil Capra	(570 AB) 2016-18	.505
3.	FREDDY SABIDO (454 AB) 2017-PRES		.485
4.	Anthony Godino	(627 AB) 2015-18	.455
5.	Nick Dini	(793 AB) 2012-15	.453
6.	Eddie Brown	(310 AB) 2011-12	.448
7.	Brian Martutartus	(510 AB) 2008-10	.445
8.	Chris Smith	(468 AB) 2012-14	.442

ON-BASE PERCENTAGE (MIN 300 AB)

1.	Anthony Godino	(627 AB) 2015-18	.427
2.	Ben Ruta	(516 AB) 2013-16	.409
3.	Phil Capra	(570 AB) 2016-18	.407
4.	Damian Csakai	(761 AB) 2007-10	.405
5.	Chris Smith	(468 AB) 2012-14	.400
6.	Eddie Brown	(310 AB) 2011-12	.398
7.	Nick Mascelli	(809 AB) 2014-18	.394
8.	Sean Mazzio	(709 AB) 2015-18	.372
9.	Kyle Cala	(517 AB) 2015-18	.363
10.	FREDDY SABIDO (454 AB) 2017-PRES		.359

TOTAL BASES

1.	Vin Avella	2007-10	431
2.	Nick Dini	2012-15	359
3.	Nick Mascelli	2014-18	325
4.	Seth Boyd	2008-11	306
5.	Phil Capra	2016-18	288
6.	Anthony Godino	2015-18	285
7.	Damian Csakai	2007-10	282
8.	Kevin McDonnell	2007-11	276
9.	Sean Mazzio	2015-18	258
10.	Joseph DiGeronimo	2005-07	237

INTENTIONAL WALKS

1.	Vin Avella	2007-10	11
2.	Ben Ruta	2013-16	7
3.	Nick Dini	2012-15	6
	Ian Miller	2011-13	6
5.	Phil Capra	2016-18	3
	Tommy Mazurkiewicz	2012-15	3
	Kevin McDonnell	2007-11	3
	Joseph DiGeronimo	2005-07	3
9.	FREDDY SABIDO 2017-PRES		2
	Kyle Cala	2015-18	2
	Anthony Godino	2015-18	2
	Nick Mascelli	2014-18	2
	Chris Smith	2012-14	2
	Seth Boyd	2008-11	2
	Peter Delleani	2006-07	2
	Nick Papa	2005-06	2

MOST TIMES CAUGHT STEALING

1.	Seth Boyd	2008-11	(37-57)	20
2.	Ian Miller	2011-13	(93-109)	16
3.	Nick Mascelli	2014-18	(19-33)	14
	Damian Csakai	2007-10	(132-146)	14
5.	Joe Conforti	2007-11	(33-45)	12
	Joseph DiGeronimo	2005-07	(64-76)	12
7.	Kyle Cala	2015-18	(9-20)	11
	Ben Ruta	2013-16	(21-32)	11
9.	Kevin McDonnell	2007-11	(37-47)	10
	Chris Drechsel	2006-09	(21-31)	10
	Nick Papa	2005-06	(30-40)	10

STOLEN BASE ATTEMPTS

1.	Damian Csakai	2007-10	146
2.	Ian Miller	2011-13	109
3.	Joseph DiGeronimo	2005-07	76
4.	Seth Boyd	2008-11	57
5.	Nick Dini	2012-15	56
6.	Anthony Godino	2015-18	55
7.	Kevin McDonnell	2007-11	47
	Brian Martutartus	2008-10	47
9.	Joe Conforti	2007-11	45
10.	Nick Papa	2005-06	40

MOST TIMES REACHED ON AN ERROR

1.	Vin Avella	2007-10	25
2.	Damian Csakai	2007-10	23
3.	Sean Mazzio	2015-18	22
	Nick Mascelli	2014-18	22
5.	Nick Dini	2012-15	21
	Tommy Higgins	2009-12	21
7.	Jon Lucas	2008-11	17
	Joseph DiGeronimo	2005-07	17
9.	Ian Miller	2011-13	16
	Chris Drechsel	2006-09	16
	Ed Sudol	2005-07	16

MOST TIMES REACHED ON FIELDER'S CHOICE

1.	Nick Dini	2012-15	31
	Chris Drechsel	2006-09	31
3.	Tommy Higgins	2009-12	29
4.	Anthony Godino	2015-18	28
	Damian Csakai	2007-10	28
6.	Ed Sudol	2005-07	26
7.	Sean Mazzio	2015-18	25
	Seth Boyd	2008-11	25
	Kevin McDonnell	2007-11	25
10.	Brian Martutartus	2008-10	24

MOST TIMES PICKED OFF

1.	Ian Miller	2011-13	17
	Damian Csakai	2007-10	17
3.	Chris Drechsel	2006-09	8
4.	Eddie Brown	2011-12	7
	Kevin McDonnell	2007-11	7
6.	Nick Mascelli	2014-18	6
	Seth Boyd	2008-11	6
8.	ANTHONY PECORA 2016-PRES		5
	Chris Smith	2012-14	5
	Jared Guccio	2008-10	5
	Brian Martutartus	2008-10	5



CAREER RECORDS

FIELDING

		PUTOUTS	
1.	Vin Avella	2007-10	1470
2.	Tommy Mazurkiewicz	2012-15	1311
3.	Chris Dick	2000-04	1039
4.	Chris Dreschsel	2006-09	895
5.	Phil Capra	2016-18	846
6.	Jamie Scholz	1998-01	827
7.	Dean Esposito	1989-92	689
8.	Mike Picarello	2003-06	669
9.	Nick Dini	2012-15	628
10.	Kevin Rugg	1998-00	526
11.	Zach Fazio	2000-03	525
12.	Damain Csakai	2007-10	505
13.	Kevin McDonnell	2007-11	427
14.	Jason Gordon	2012-15	403
	Hayden Hunter	2009-12	403

		ASSISTS	
1.	Nick Mascelli	2014-18	546
2.	Brian Martutartus	2008-10	478
3.	Joseph DiGeronimo	2004-07	470
4.	Seth Boyd	2008-11	432
	Mike Cerminaro	1998-01	432
6.	Sean Mazzio	2015-18	423
7.	Joe Malfettano	2003-06	422
8.	Ken Arnold	1988-91	402
9.	Nick Dini	2012-15	381
10.	Charlie Mirailh	1991-94	373
11.	Andy DiOrio	1992-95	364
12.	Joseph DiGeronimo	2005-07	355
13.	Tommy Higgins	2009-12	315
14.	Eddie Brown	2011-12	233
15.	Kyle Brey	2015-18	207

		ERRORS	
1.	Mike Cerminaro	1998-01	76
2.	Charlie Mirailh	1991-84	75
3.	Nick Mascelli	2014-18	61
4.	Kane Furst	2002-05	59
	Billy Curatolo	1988-91	59
6.	Ken Arnold	1988-91	54
7.	Brian Martutartus	2008-10	50
8.	Sean Mazzio	2015-18	48
9.	Seth Boyd	2008-11	46
10.	Nick Dini	2012-15	38
11.	Tommy Higgins	2009-12	32
12.	Vin Avella	2007-10	29
13.	Joseph DiGeronimo	2005-07	28
14.	Chris Drechsel	2006-09	26
15.	Peter Delleani	2006-07	25

PITCHING

		LOWEST EARNED RUN AVERAGE	
1.	Don Finley	1950-53	1.91
2.	Ziggy Wachsmuth	1949-52	2.08
3.	Danny Marsh	2014-18	3.05
4.	Bruce Wilson	1960-62	3.12
5.	Harry Nelson	1962-64	3.15
6.	Jim Morio	1961-63	3.29
7.	Austin Goeke	2014-2017	3.35
8.	Joe Testa	2005-08	3.75

		COMPLETE GAMES	
1.	Joe Doyle	1995-98	19
2.	Randy Chirumbolo	1991-94	15
	Don Finley	1950-53	15
4.	Joe Testa	2005-08	14
	Ziggy Wachsmuth	1949-52	14
6.	Mike McTamney	2002-05	13
	Bruce Wilson	1960-62	13
8.	Ryan Casey	2011-14	10
	Mark Nugent	1995-98	10
	Jason Tuthill	1993-96	10

APPEARANCES

1.	David Rees	2008-11	85
2.	Anthony Battaglia	2012-15	79
	Chris Pariseau	1997-00	79
4.	Kevin Rush	2006-09	78
5.	Andrew Huebner	2006-09	75
6.	Steven Bloodworth	2012-15	73
7.	Dakota Dvorak	2010-13	68
8.	Mike Adams	2013-16	61
9.	Paul Mammino	2013-16	60
10.	Mike D'Agnelis	2003-06	59
11.	Mike McTamney	2002-05	58
12.	Joe Testa	2005-08	57
	John Gregg	1997-01	57
14.	Ryan Van Spronsen	2009-12	56

GAMES STARTED

1.	Matt Morris	2011-16	47
2.	Joe Testa	2005-08	44
3.	Matt Watson	2007-10	43
4.	Mike McTamney	2002-05	39
5.	Ryan Casey	2011-14	37
6.	Andrew Bailey	2003-06	35
7.	Austin Goeke	2014-2017	34
7.	Mike Adams	2013-16	34
8.	Ryan Van Spronsen	2009-12	33
	Joe Doyle	1995-98	33
	Don Finley	1950-53	33
11.	Kyle Morrison	2007-09	32

RUNS ALLOWED

1.	Mike Windstein	2000-03	218
2.	Rob Kostic	2001-04	203
3.	Mike McTamney	2002-05	198
4.	John Gregg	1997-01	190
5.	Matt Watsson	2006-10	176
6.	Joe Testa	2005-08	174
7.	John Crowley	2001-05	173
8.	Mike Adams	2013-16	159
9.	Matt Morris	2011-16	156
10.	Ryan Casey	2011-14	151

EARNED RUNS ALLOWED

1.	Mike Windstein	2000-03	181
2.	Matt Watson	2006-10	176
3.	Joe Testa	2005-08	174
4.	Rob Kostic	2001-04	166
5.	Ryan Casey	2011-14	151
	Mike McTamney	2002-05	151
7.	Ryan Van Spronsen	2009-12	143
8.	John Gregg	1997-01	142
9.	Mike Adams	2013-16	140
10.	Mike D'Angelis	2003-06	139
11.	Matt Watson	2006-10	138
12.	John Crowley	2001-05	134
13.	Ryan Casey	2011-14	130
14.	Ryan Van Spronsen	2009-12	126
15.	Joe Testa	2005-08	125

HITS ALLOWED

1.	Mike McTamney	2002-05	311
2.	Mike Windstein	2000-03	306
3.	Ryan Casey	2011-14	301
4.	Joe Doyle	1995-98	295
5.	Ryan Van Spronsen	2009-12	288
6.	Matt Watson	2006-10	284
7.	Joe Testa	2005-08	283
8.	Mike Adams	2013-16	252
9.	Matt Morris	2011-16	247
10.	NEIL ABBATIELLO	2016-PRES	200
11.	Kyle Morrison	2007-09	199
12.	Paul Mammino	2013-16	172
13.	Jack Rice	2008-11	171
14.	Andrew Huebner	2006-09	169
15.	Dakota Dvorak	2010-13	167

CAREER RECORDS

WALKS

1.	Don Finley	1950-53	152
2.	Mike Adams	2013-16	133
3.	Matt Watson	2007-10	131
4.	Mike D'Angelis	2003-06	121
5.	Matt Morris	2011-16	114
6.	Joe Testa	2005-08	113
7.	Mark Nugent	1995-98	111
8.	Austin Goeke	2014-17	107

STRIKEOUTS

1.	Joe Testa	2005-08	308
2.	Andrew Bailey	2003-06	237
3.	Mike McTamney	2002-05	229
4.	Don Finley	1950-53	207
5.	Austin Goeke	2014-17	189
6.	Bruce Wilson	1960-62	182
7.	Ryan Van Spronsen	2009-12	174
	Jim Moris	1960-63	174
9.	NEIL ABBATIELLO	2016-PRES	167
	Mike D'Angelis	2003-06	167
11.	Mike Adams	2013-16	161
	Pat McAlarney	1978-80	161
13.	Mark Nugent	1995-98	154
14.	Matt Morris	2011-16	151
15.	Kyle Morrison	2007-09	147

WINS

1.	Matt Watson	2007-10	19
	Joe Testa	2005-08	19
	Bill Willetts	1946-48	19
	Don Finley	1950-53	19
5.	Mike McTamney	2002-05	17
6.	Ziggy Wachsmuth	1949-52	16
7.	Kyle Morrison	2007-09	15
8.	Austin Goeke	2014-17	14
	Ryan Van Spronsen	2009-12	14
	Andrew Bailey	2003-06	14
11.	Matt Morris	2011-16	13
	Ryan Casey	2011-14	13
	Mark Nugent	1995-98	13
14.	NEIL ABBATIELLO	2016-PRES	11
	Mike Adams	2013-16	11
16.	Danny Marsh	2014-17	10
	Anthony Battaglia	2012-15	10

GAMES LOST

1.	Mike Adams	2013-16	24
2.	Matt Morris	2011-16	23
	Mike D'Angelis	2003-06	23
4.	Joe Doyle	1995-98	22
5.	Matt Watson	2007-10	19
6.	Joe Testa	2005-08	18
	Rob Kostic	2001-04	18
	Mike Windstein	2000-03	18
	Steve Mineo	1987-90	18
	Tim Capstraw	1979-82	18
11.	Mike D'Angelis	2005-06	16
12.	Ryan Van Spronsen	2009-12	14
13.	Paul Mammino	2013-16	13
	Kyle Morrison	2007-09	13
15.	NEIL ABBATIELLO	2016-PRES	12
	Nick Pavia	2011-16	12

SAVES

1.	Andrew Huebner	2006-09	25
2.	Steven Bloodworth	2012-15	14
3.	Chris Pariseau	1997-00	13
4.	Anthony Battaglia	2012-15	11
5.	NICK ROBINO	2017-PRES	10
	David Rees	2008-11	10
7.	Ian Karlsson	2008-10	6
8.	Nick Pavia	2011-16	4
	Mike Adams	2013-16	4
	Dan Lanzano	2005-06	4
	Andrew Bailey	2002-06	4
12.	Nathan Hunt	2013-16	3
	Dakota Dvorak	2010-13	3



Andrew Bailey



Danny Marsh



David Rees



Ryan Van Spronsen



Steven Bloodworth

WAGNER BASEBALL ALUMNI

	-A-	
Neil Abbatiello	P	2016-present
Connor Abreu	OF-IF	2011-14
Joe Acquilino	P	1994-97
Mike Adams	P	2013-16
Joe Agnello	IF-C	2002-03
David Ahearn	P	1982
Nick Alfano	OF	2010-13
Joe Alongi	2B	1992
Alex Amadeo	P	2015-16
Chris Ammirati	3B	1983
Dario Anderson	OF	2017-present
Michael Annunziata	IF	2010-14
Ken Arnold	SS	1988-91
Vin Avella	1B	2007-10
	-B-	
Andrew Bailey	P	2003-06
Curtis Banos	P	1979-82
Anthony Battaglia	P	2012-15
Gil Barkman	INF	1997-00
Chris Barr	P	1985
John Basile	2B	1980-
Michael Barrett	P	
Brian Battaglia	IF	2009
Keith Beaulieu	2B	1982
Brendan Benecke	C	2014-17
Ron Bertrand	C	1981-84
Paul Blanco	OF	1986
Curt Bleafary	OF	
Steven Bloodworth	P	2012-15
Keith Bolognese	1B	1991-94
Steven Bowley	P	2017
Seth Boyd	IF-OF	2008-12
Cliff Brantley	IF-OF	2011-13
Harold Brantly	OF	1980-83
Paul Braun	C	1992-95
Kyle Brey	INF	2015-18
James Brisciana	OF	1988
Glenn Brooks	OF	1990
Eddie Brown	SS	2008-12
John Buccarelli	OF	1978-
Mike Bujalkowski	P	2005
Hector Burgos	INF	
	-C-	
Kyle Cala	OF	2015-18
Leonard Cancelleri	OF	1986-89
Ryan Carmon	P	2012-13
Phil Capra	C-INF	2016-18
Tim Capstraw	P	1979-82
Ryan Carmon	P	2012-13
Brian Casey	P	1994-96
Ryan Casey	P	2011-14
John Catarino	C	1979-
John Cates	INF	1984
Mike Cerminaro	2B	1999-01
Anthony Cerulli	P-OF	1986
Chris Cerullo	OF	2002-06
Joe Cestaro	3B	
Vaughn Champion	INF	2013-15
Bradley Chenard	OF	1989
Brad Chernovitz	P	1995
George Chicolo	P	2006
Randy Chirumbolo	P	1991-94
Buddy Cipoletti	P	2007
Keith Coe	P	1992
Joe Conforti	OF	2007-11
Frank Conti	P/OF	1984
Dave Corby	1B	2002-03
James Coscia	SS	
Tim Costantino	C	1985-
Gary Costello	C	2011
Alex Coules	OF	1985
Karlton Crawford	OF	1986
Donald Croce	P	1988-91
John Crowley	1B	2001-05
Lefty Cruz	1B	

William Cruz	OF	1979
Damian Csakai	OF	2007-10
Jason Cue	OF-1B	1994-95
Dan Cugini	1B	
Billy Curatolo	3B	1988-91
Brad Currao	P/1B	2014-18
Steve Curry	P	1989
	-D-	
Anthony D'Adamo	OF	1994
Dean D'Agostino	1B/DH	1984
Nick D'Amore	INF	2017
Kenneth Danielson	OF-1B	
Al Dansky	P-OF	1992
Jared Debrizzi	P	2012
Eric Delgado	P	1986
Rich Del Vecchio	P	2010
Peter Delleani	2B-SS	2006-07
Randy Demeno	OF	1979-82
Pete Depalma	P	1981
Leo Devual	P	
Chris Dick	1B	2000-04
Phil Dickinson	INF	2015
Joseph DiGeronimo	SS	2004-07
Mike Diker	P	1983
Nick DiLeo	P	2014-16
Daniel Dillon	C	2004
Nick Dini	C-INF	2012-15
Andrew DiOrio	3B-SS	1992-95
Tom DiPietro	C	2007-10
Bryan Distefano	INF	2000-03
Pete Distefano	OF	1994-97
Joel Dnistrain	P	1993-96
Dan Dooley	C	
Matt Downen	P	1984
Joe Doyle	P	1995
Chris Drechsel	C	2006-09
Mitchell Dressing	INF	2012-13
Mike Dubitsky	1B	2005-06
M.J. Dugan	C	2008-10
Brian Dunn	INF	1997
Tom Dunn	INF	1996
Dakota Dvorak	P	2010-13
	-E-	
Matt Espinosa	P	1990
Dean Esposito	1B-P	1989-92
Nick Esposito	1B	1995
	-F-	
Evan Fardella	OF	2014-15
James Farrell	1B	2014
Mike Fazio	1B	1980-
Zach Fazio	C	2000-03
Pat Fedorko	C	2011-15
Carl Feldman	C	1988-89
Sean Ferguson	C	2004-05
John Fidanza	3B-OF	1983-84
William Fitzgerald	P	
Shawn Fitzgibbons	3B	1994
Sean Flanagan	P	2006
Shaun Flynn	INF	2010-14
Dave Fontaine	INF	1991
Jesse Foote	P	1984
Danny Ford	P	1991
Mike Forthofer	P	1997-98
Peter Fortune	P	1994
Joseph Francisco	OF	1997-99
Carl Franke	P	1995
Keaton Freire	P	2018-present
Kane Furst	INF	2002-05
	-G-	
George Gagliardi	P	1989-92
Brian Gallagher	P	1992
Pat Gallagher	P	2018-present
Matt Gavin	P	2011
Dave Gerhardt	P	2006-08
Anthony Gioielli	INF	2002-05
Frank Giovannone	P	1987-
Carmine Giovinazzo	INF	1992

Pat Glancy	P	1986
Bob Gleason	P	
Anthony Godino	OF	2015-18
Austin Goeke	P	2014-17
Brenan Gordon	INF	2003
Jason Gordon	C	2012-15
Joseph Gorgogline	P	2003-04
Chase Gray	2B	2009-13
Warren Green	P	
John Gregg	P	1997
Jared Guccio	INF-OF	2008-10
Kurt Grunsfeld	OF	1990
Ruben Guzman	3B	1979-82
	-H-	
Ron Haden	P	1983-86
Brandon Hall	C	2018-present
Don Hallihan	3B	
Gregory Hansen	C	
Anthony Harrold	1B	2016
Brent Harvie	C-OF	1989-92
Cole Heavilin	INF	2016
Henry Heinhshohn	OF	
Cory Heitler	P	2016-17
Tom Henning	INF	1985
Richard Henry	2B	
Dale Hering	P	2008-11
Matt Hertzberg	P	2002-03
Tommy Higgins	INF	2009-12
Mark Holmes	P	2009-11
Neil Hoosier	P	2003-06
Kyle Howell	C	2007
Andrew Huebner	P	2006-09
Nathan Hunt	P	2013-16
Hayden Hunter	C	2009-12
Len Hunter	1B	1992
	-J-	
Michael Jack	P	1990
Joe Jamison	INF-OF	2008-10
Earl Jewett	P	1987
Darryl Johnson	P	1992
Will Johnson	INF	2016-present
	-K-	
Josh Kalish	P	1979-82
Ian Karlsson	P	2008-10
Sam Katz	C-OF	1992
Jayson Keel	OF	2012-13
John Kelly	P	2002-05
David Kennett	SS	1985
John Kiley	C	1980-
Rob Kohn	P	1988-91
Robert Kostic	P	2001-04
Basil Kostin	P	
Paul Kurella	OF	1999-01
	-L-	
Tommy Laino	C	2003
Tom LaLiberete	C	1996-99
Dan Lanzano	P	2004-07
Don Lang	C	1985-
Geno Larkin	1B	2012
Paul LaRocca	C	1982
Eric Lauk	OF	2017-present
Ryan Lauk	P	2017-present
Patrick Leonardi	DH-OF	1991
Chris LePre	2B	1980
Michael LePre	3B	1992-95
Nick LePre	P	2018-present
Paul Leuschner	P-OF	1992-95
J.J. Lewis	P	1982
Keith Lewis	P	1983
Matt Logan	INF	2008-10
Nolan Long	P	2014-15
Jon Lucas	P	2008, 2010-11
Justin Lucas	P	1997
F.J. Lucchetti	P	2008
Chris Luna	INF	1996
John Lynn	C	2013-16

WAGNER BASEBALL ALUMNI

-M-		
Jason Maceda	OF	1997
Mike Maffucci	INF	2006-07
Joseph Malfettano	INF	2003-06
James Maloney	DH	1980
Paul Mammino	P	2013-16
Anthony Maniscalco	P	1981-84
Mike Marchetta	INF	1993-96
Paul Marco	INF	1995-96
Mike Marini	P	1992
Chris Marino	P	2005-08
Bob Marronaro	2B	1982-85
Danny Marsh	P	2014-17
Angel Martinez	P	1988
Robert Martinez	2B	1979
Brian Martutartus	INF	2008-10
Nick Mascelli	INF	2014-18
Matt Mastrianni	OF	2004-07
Emil Matti	OF	2018-present
Greg Mayo	OF	
Tommy Mazurkiewicz	INF	2012-15
Sean Mazzio	INF	2015-18
Tom Mazzola	OF	1996-97
Lou Mazzullo	P	1980
Pat McAlurney	P	1978
Eddie McCarthy	P	1980
Bill McClelland	OF	1997
Kevin McDonnell	OF	2007-11
Jim McGee	SS	1986
Rich McGivney	P-OF	1994
Kelvin McGregor	P	1995-96
Eric McGough	P	2014-17
Mark McKenna	P	1996
John McNally	P	1990
Mike McTamney	P	2002-05
John Mead	OF	2017
Ken Meade	P	1995-96
Eddie Melendez	P	1995
Craig Melfi	C	1992
Rich Melito	P	1984
Joseph Mercurio	C	2003-05
Bob Meyer	INF	
Rob Michalowski	3B-C	1996
Bill Michels	1B	1984-85
Brian Miller	P	2007-10
Ian Miller	OF	2011-13
Steve Mineo	P	1988
Charles Mirailh	INF	1991-94
Douglas Molnar	P	2016-present
Ben Montenegro	INF	2018-present
Peter Monzi	1B	
Marty Moriarty	C	
Chris Mormile	P	2017
Matt Morris	P	2011-16
Kyle Morrison	P	2007-09
Dan Morvay	1B	2005-08
Stephen Munari	P	1997
George Muriel	OF	1979
Billy Murphy	P	2008-12
James Murphy	P	1981-
Joe Murphy	1B	1983-
-N-		
Chris Nabors	3B	1992
Gary Nellis	OF	
Ryan Nemoyten	OF	2008-10
Trey Nicosia	OF	2012-16
John Nogrady	OF	
Bill Novak	OF	1992
Joe Nugent	OF	
Mark Nugent	P	1995
Domingo Nunez	SS	
-O-		
Steve Olsen	P	1979
Dennis O'Neil	P	1985
Brian O'Neill	P	1992-95
Peter Oquendo	3B	1979
Don O'Toole	P	1983, 1985

-P-		
Nick Papa	P	2003-06
Ed Papierowicz	P	
Chris Pariseau	P	1997
Nick Pavia	P	2011-16
Kevin Payne	INF-P	2007-08
Anthony Pecora	INF	2016-present
Dave Pepe	INF	2011-12
Ted Perednia	OF	
Rick Perine	P	1983
Frank Persico	P	1983
Michael Picarello	C	2003-06
A.J. Pirozzi	P	2007-09
Ross Pirotta	OF-1B	1983
Mike Pirrotta	P	2018-present
Dave Plonski	3B	1986
Stu Plotkin	OF	1991
Jon Polonitza	P	2002-05
Evon Previte	P	2012-15
Ethan Pritchett	P	2017
Joe Procopio	C	1980-
-Q-		
Tom Queno	P	2007-10
Rich Quine	OF	1995
Dan Quintero	1B	1979
-R-		
Gaby Ramirez	C	2010-11
Jeff Randozzo	C-3B	1989-92
Vin Rantinella	P	1984
Keith Ratcliffe	P	2001-05
Christian Rautenstratuch	P	2010-11
David Rees	P	2008-11
Duane Reiswig	P	1990-91
Jim Rendon	P	
Greg Reo	INF	1995
Keith Ricciardi	P	1996
Jack Rice	P	2008-11
Jason Rigatti	INF	1995
Frank Rizzuto	P	1980-83
Nick Robino	P	2017-present
Russ Robinson	C	
Pat Rogers	INF	2005-07
Gene Ronkiewicz	INF	2004-05
Gene Rosario	C	1980-1984
Gordon Rugg	INF	1996
Kevin Rugg	C	1997
Mike Ruggiero	INF	2018-present
Kevin Rush	P	2006-09
Ben Ruta	OF	2013-16
Todd Rutman	P-OF	1985
Ian Ryan	P	2003
Ken Rzemieniewski	P	
-S-		
Dave Saba	P	1995-96
Freddy Sabido	P-DH	2017-present
Richard Salinardi	INF	
Tyler Sanfillippo	INF	2018-present
Joe Sansone	OF	1985
Victor Savigne	1B	
Dan Schiavone	OF	1981
Max Schmardel	P	2012-15
Jack Scholz	OF/INF	1991-92
Jason Scholz	C/OF	1995
Bob Schreyer	OF	
Bill Schwartz	P	1988
Brian Scrocca	INF	2003-06
Andrew Senese	P	
Al Severinsen	P	
Vince Sgarlato	OF	
Craig Siepe	C	
Joe Silvestrone	OF	2016-present
Pat Sinisgalli	3B	1983-
Todd Skala	SS	1988

Chris Smith	OF	2012-14
Connor Smith	P	2012
Pierre Smith	P	1986
Bryan Sock	P	2004
Troy Sogluizzo	OF	2003-05
Greg Soja	C	2001-04
Peter Sorrentino	INF	
John Sottile	OF	
Ryan Spahr	P	2013-15
Mike Spurduto	P	2000-03
John Spinelli	OF	1997
Paul Spinosa	OF	1982-85
Greg Steck	C	1995
Ed Sudol	OF	2004-07
John Swint	P	1981
-T-		
Michael Taylor	OF	1981, 1983
James Tepedino	3B	1979-82
Joe Testa	P	2005-08
Larry Thomas	3B-OF	1992-95
Bill Thompson	P	
Ryan Thompson	P	2011
Mike Tuozzo	P	2005-07
Jason Tuthill	P	1993-96
Chris Twardy	P	1995-96
-U-		
Kris Urbano	OF	2004-05
Frank Urso	C	1984
Harry Ustler	P	1996
-V-		
Ryan van Spronsen	P	2009-12
Joe Vargas	C	1997
Ian Vazquez	SS	2011
Sam Vazquez	OF	1979
Mike Venezia	CF	1987
John Vento	P	1983
Michael Ventura	INF	
Rico Viani	P	2017
John Von Ahnen	OF	1982-85
-W-		
Stephen Warbrick	P	1993-96
Dan Wasilick	INF	2012-15
Dan Watson	P	2012
Matt Watson	P	2007-10
Tom Weber	SS	1979-82
Bryan Weiner	P	1984-
Bob Weiss	C	1997
Andy Wells	P	2008-10
Gator Weston	P	2005-07
John White	OF	1989
Jared Williams	OF	2003-05
Shayne Willson	OF	2007-10
Mike Windstein	P	2000-03
James Wise	C	2016-18
Kevin Wiseman	P	2018-present
Bill Wolfe	INF	
Billy Wren		
Ty Wright	OF	
-Y-		
Jim Yard	INF	1985
Rich Yarusso	P	1988
Zack Yesko	OF	2012-15
-Z-		
John Zazulka	C	
Joseph Zeoli	2B	
Nick Zuppe	P	2018-present

WAGNER

B A S E B A L L™

