

# 2016-17 WAGNER COLLEGE MEN'S BASKETBALL GAME NOTES

GAME 8: MORGAN STATE UNIVERSITY BEARS | BALTIMORE, MD | DECEMBER 10, 2016

Game 8: Wagner College Seahawks (2-5) @ Morgan State University Bears (3-6)  
Saturday, December 10, 2016 | 1:00 p.m. | Talmadge Hill Field House (4,250) | Baltimore, MD

## 2016-17 Schedule

Date	Opponent	Media	Time/Result
<b>November (2-4)</b>			
N.11	18 16 @UConn ^/	SNY	W, 67-58
N.14	@UMass Lowell	America East TV	L, 87-76
N.19	FAIRFIELD	NEC FRONT ROW	L, 70-64 (ot)
N.22	@American	Patriot League Network	W, 73-65
N.26	RIDER	NEC FRONT ROW	L, 70-67
N.30	@Massachusetts	Atlantic-10 Network	L, 62-55
<b>December (0-1)</b>			
D.6	MONMOUTH	NEC FRONT ROW	L, 81-71
D.10	@ Morgan State	None	1:00 PM
D.17	@ Providence #	FS1	12:00 PM
D.22	STATEN ISLAND	NEC FRONT ROW	7:00 PM
D.29	CENTRAL CONNECTICUT*	NEC FRONT ROW	7:00 PM
D.31	@Mount St. Mary's*	NEC FRONT ROW	2:00 PM
<b>January (0-0; 0-0 NEC)</b>			
J.5	FAIRLEIGH DICKINSON*	CBS SPORTS NETWORK	9:00 PM
J.7	SACRED HEART*	NEC FRONT ROW	4:00 PM
J.12	@Bryant*	NEC FRONT ROW	12:00 PM
J.14	ROBERT MORRIS*	NEC FRONT ROW	4:00 PM
J.19	@LIU Brooklyn*	NEC FRONT ROW	7:00 PM
J.21	@Sacred Heart*	NEC FRONT ROW	3:30 PM
J.26	SAINT FRANCIS U*	NEC FRONT ROW	7:00 PM
J.28	ST. FRANCIS BROOKLYN*	NEC FRONT ROW	4:00 PM

## February (0-0; 0-0 NEC)

F.2	@Central Connecticut*	NEC FRONT ROW	7:00 PM
F.4	@Fairleigh Dickinson*	ESPN2	11:00 AM
F.9	@Saint Francis U*	MSG+, FCS, Root	7:00 PM
F.11	@Robert Morris*	NEC FRONT ROW	4:00 PM
F.16	MOUNT ST. MARY'S*	ESPN3	7:00 PM
F.18	@St. Francis Brooklyn*	NEC FRONT ROW	4:00 PM
F.23	BRYANT	NEC FRONT ROW	7:00 PM
F.25	LIU BROOKLYN*	NEC FRONT ROW	4:00 PM

## MARCH (0-0)

M.1	Northeast Conf. Quarterfinals	@Higher Seed	TBA
M.4	Northeast Conf. Semifinals	@Higher Seed	TBA
M.7	Northeast Conf. Championship	@Higher Seed	TBA

Home games in **BOLDFACE CAPS**

\* - indicates Northeast Conference game

^ - indicates game played at Harry A. Gampel Pavilion, Storrs, CT

# - indicates game played at Dunkin' Donuts Center, Providence, RI

/ - indicates Preseason Ranking

All times adjusted to Eastern Time Zone (ET)



## MBB CONTACT:

Brian D. Morales

Cell: 646-342-4414

E-mail: brian.morales@wagner.edu

## Twitter:

@Wagner\_MBB | @WagnerAthletics | @WagnerGameday



## Morgan State University Bears

Location: Baltimore, MD  
2016-17 Record: 3-6  
Mid-Eastern Athletic Conf Rec: 0-0  
2015-16 Record: 9-22  
2015-16 Conf. Record: 6-10

Head Coach: Todd Bozeman  
Years at Morgan State: 11th Season  
Career Coaching Rec: 194-224  
Record at Morgan State: 159-162  
Career MEAC Conf. Rec: 98-62  
Career Record vs. Wagner: 0-1



## Wagner College Seahawks

Location: Staten Island, NY  
2016-17 Record: 2-5  
Northeast Conf. Record: 0-0  
2015-16 Record: 23-11  
2015-16 Conf. Record: 13-5

Head Coach: Bashir Mason  
Years at Wagner: Fifth Season  
Career Coaching Rec: 73-60  
Record at Wagner: Same  
Career Conf. Rec: 45-25  
Career Record vs. Morgan State: 1-0

## BROADCAST INFORMATION...

Internet Stream: [morganstatebears.com](http://morganstatebears.com) Radio: WEAA, 88.9FM ([weaa.org](http://weaa.org))  
Live Stats: <http://www.sidearmstats.com/morgan/mbball/>

## OPENING TIP...

- The Wagner men's basketball team begins a two-game road trip beginning on Saturday afternoon as they travel to Baltimore, MD to square off against the Morgan State University Bears.
- The Seahawks are looking to end a season-high three-game losing streak after falling at home on Tuesday night to former Northeast Conference (NEC) and current Metro Atlantic Athletic Conference (MAAC) member, Monmouth, 81-71. Wagner had three players in double-figures, led by senior guard Michael Carey's 17th career double-double, finishing with a team-best 14 points and 12 rebounds.
- Morgan State enters the contest looking for back-to-back wins after earning an 85-82 double overtime victory over MAAC member, Manhattan on Tuesday evening.
- Wagner and Morgan State are meeting for just the second time, with the Seahawks taking last season's matchup, 62-61, at the Spiro Sports Center.

## SEAHAWKS PROBABLE STARTERS...

No.	Name (Ht., Wt., Yr.) (2016-17 Stats)	POS.	PPG	RPG	APG	Notes
0	Corey Henson (6-3, 175, Jr.)	G	14.0	1.8	3.3	Needs just 190 points to reach 1,000 PT Club (810)
3	Blake Francis (5-11, 155, Fr.)	G	8.3	1.3	1.0	Career-high 14 points vs. Fairfield (11/19)
23	Michael Carey (6-5, 210, Sr.)	G	13.1	9.0	1.9	17 career double-doubles (14 pts, 12 rebs vs. MON)
4	AJ Sumbry (6-7, 240, R-Soph.)	F	4.0	2.9	0.1	Averaging 16.0 mpg in four straight starts
34	Mike Aaman (6-8, 260 R-Sr.)	F	10.4	7.1	0.9	Five rebounds or more in 6 of first 7 contest this year

## REST OF THE ROTATION...

No.	Name (Ht., Wt., Yr.) (2016-17 Stats)	POS.	PPG	RPG	APG	Notes
1	Shack Scott (6-7, 210, Jr.)	F	1.4	1.6	0.2	Scored a season-high four points in 6 mins (12/6)
2	Connor Ferrell (6-3, 190, Fr.)	G	1.8	1.0	0.2	Scored first collegiate points vs. Fairfield (11/19)
5	Jolo Cooper (6-0, 190, Jr.)	G	10.7	6.7	4.7	Third in NEC in Assists Per Game (4.67)
10	Marquis Salmon (6-8, 210, R-Jr.)	F	2.0	2.0	0.3	Did not play in fourth straight game (Coach Decision)
11	Romone Saunders (6-3, 205, Jr.)	G	15.0	2.0	2.0	Missed sixth straight game due to foot injury
15	Jamar Brown (6-8, 250, Fr.)	F	1.0	1.0	---	First collegiate game @ American; 2pts, 2rebs (11/22)
21	Elijah Davis (6-4, 225, Soph)	F	2.4	0.6	0.4	Season-high seven points vs. Monmouth (12/6)
24	Devin Liggeons (6-3, 190 Soph.)	G	4.3	1.4	0.3	Career-high eight points @UConn (11/11/16)
35	Greg Senat (6-8, 245, Sr.)	F	0.5	1.5	---	One point, two rebounds in season debut (11/30)



[wagnerathletics.com](http://wagnerathletics.com)



[wagnerathletics](https://www.snapchat.com/add/wagnerathletics)



[Wagner Athletics](https://www.facebook.com/WagnerAthletics)



[@wagnerathletics](https://twitter.com/wagnerathletics)



[@wagnerathletics](https://www.instagram.com/wagnerathletics)

## NUMERICAL

No.	Player	Year	Position	HT/WT	Hometown/High School (Previous School)
0	Corey Henson	Jr.	Guard	6-3/175	Upper Marlboro, MD / DeMatha Catholic
1	Shack Scott	Jr.	Forward	6-7/210	Paterson, NJ/The Robinson School (Monroe College)
2	Connor Ferrell	Fr.	Guard	6-3/190	Conyers, GA/Rockdale County (DME Sports Academy)
3	Blake Francis	Fr.	Guard	5-11/155	Herndon, VA/ Westfield
4	AJ Sumbry	R-So.	Forward	6-7/240	East Windsor, NJ/St. Benedict's Prep (Quinnipiac)
5	JoJo Cooper	Jr.	Guard	6-0/190	Wilmington, DE / Concord
10	Marquis Salmon	R-Jr.	Forward	6-8/210	Lancaster, CA/Village Christian (East Los Angeles CC)
11	Romone Saunders	Jr.	Guard	6-3/205	Temple Hills, MD / Potomac (Mt. Zion Prep)
15	Jamar Brown	Fr.	Forward	6-8/250	Harlem, NY/Wings Academy
21	Elijah Davis	So.	Guard/Forward	6-4/225	Bronx, NY/Lincoln (Odessa College [TX])
23	Michael Carey	Sr.	Guard	6-5/210	Nassau, Bahamas/Lamar Consolidated (San Jacinto College)
24	Devin Liggeons	So.	Guard	6-1/190	Philadelphia, PA/ Imhotep
34	Mike Aaman	R-Sr.	Forward	6-8/260	Hazlet, NJ / Raritan (Rhode Island)
35	Greg Senat	Sr.	Forward	6-8/270	Elmont, NY / Elmont (Marianapolis Prep (CT))

### Coaching Staff

<b>Head Coach:</b>	Bashir Mason (Drexel, 2007), Fifth Season
<b>Associate Head Coach:</b>	Mike Babul (UMass, 2000), Fifth Season; Second as Associate Head Coach
<b>Assistant Coach:</b>	Marquis Webb (Rutgers, 2007), Fifth Season
<b>Assistant Coach:</b>	Scott Smith (Seton Hall, 1996), Seventh Season
<b>Graduate Manager:</b>	Donald Copeland (Seton Hall, 2006), Second Season
<b>Director of Operations:</b>	Alexander Mortillaro (Villanova, 2016), First Season
<b>Team Managers:</b>	Dylan Hart (Fourth Season), Dynasia Myles (Third Season)

## ALPHABETICAL

No.	Name	Pos	HT	WT	YR	Hometown
34	Mike Aaman	F	6-7	250	R-Sr.	Hazlet, NJ
15	Jamar Brown	F	6-8	228	Fr.	Harlem, NY
23	Michael Carey	G	6-4	210	Sr.	Nassau, Bahamas
5	JoJo Cooper	G	5-11	195	Jr.	Wilmington, DE
21	Elijah Davis	G/F	6-3	215	Soph.	Bronx, NY
2	Connor Ferrell	G	6-4	194	Fr.	Conyers, GA
3	Blake Francis	G	6-0	165	Fr.	Herndon, VA
0	Corey Henson	G	6-2	175	Jr.	Upper Marlboro, MD
24	Devin Liggeons	G	6-3	195	Soph.	Philadelphia, PA
10	Marquis Salmon	F	6-8	215	R-Jr.	Lancaster, CA
11	Romone Saunders	G	6-3	205	Jr.	Temple Hills, MD
1	Shack Scott	F	6-6	215	Jr.	Paterson, NJ
35	Greg Senat	F	6-7	245	Sr.	Elmont, NY
4	AJ Sumbry	F	6-7	240	R-Soph.	East Windsor, NJ

## PRONUNCIATION GUIDE

<b>ROMONE</b> Saunders	ra-mone
Mike <b>AAMAN</b>	a-man
Greg <b>SENAT</b>	sah-not
AJ <b>SUMBRY</b>	sum-bre
Devin <b>LIGGEONS</b>	lig-gons
<b>BASHIR</b> Mason	bah-sheer
Mike <b>BABUL</b>	bay-bull

## ROSTER BREAKDOWN

### BY CLASS

Redshirt Seniors	1
Seniors	2
Redshirt Junior	1
Juniors	4
Redshirt Sophomore	1
Sophomores	2
Freshmen	3

### BY POSITION

Guards	7
Forwards	6
Combo	1

### BY GEOGRAPHY

Bahamas	1
California	1
Delaware	1
Georgia	1
Maryland	2
New Jersey	3
New York	3
Pennsylvania	1
Virginia	1





# 2016-17 WAGNER COLLEGE MEN'S BASKETBALL GAME NOTES

GAME 8: MORGAN STATE UNIVERSITY BEARS | BALTIMORE, MD | DECEMBER 10, 2016

## WAGNER | MORGAN STATE HISTORY

Overall	1-0
At Wagner	1-0
At Morgan State	---
Neutral or N/A	---
Current Streak	Won, 1
First Meeting	December 2, 2015: Morgan St 61, WC 62
Last Meeting	December 2, 2015: Morgan St 61, WC 62
Last Five Meetings:	1-0
Last Ten Meetings:	1-0
Last Wagner Win:	12/30/13: Wagner 59, Monmouth 52
Last Morgan State Win:	---

## ALL-TIME MEETINGS

Date	Location	Result	Score
12/2/15	Staten Island, NY	Won	62-61



## TALE OF THE TAPE



W1	CURRENT STREAK	L3
1-5	LAST FIVE GAMES	1-4
---	LAST TEN GAMES	---
70.1	SCORING AVERAGE	67.6
77.4	SCORING DEFENSE	70.4
-7.3	SCORING MARGIN	-2.9
38.9%	FG PERCENTAGE OFF	41.8%
43.9%	FG PERCENTAGE DEF	43.5%
26.5%	3FG PERCENTAGE OFF	33.1%
28.5%	3FG PERCENTAGE DEF	34.7%
4.4	3FG MADE PER GAME	6.7
72.1%	FT PERCENTAGE	64.6%
18.3	FT ATTEMPTS MADE PER GM	14.6
15.1	FT ATTEMPTS PER GM (OPP)	19.0
38.0	REBOUNDING AVG	36.6
41.6	REBOUNDING AGAINST	31.4
-3.6	REBOUNDING MARGIN	+5.1
10.9	ASSISTS PER GAME	11.9
15.6	TURNOVERS PER GAME	15.3
15.6	TURNOVERS FORCED	14.1
---	TURNOVER MARGIN	-1.1
6.7	STEALS PER GAME	6.3
4.2	BLOCKS PER GAME	2.3

### WAGNER-MORGAN STATE SERIES:

- Saturday's contest is just the second all-time meeting the two schools with Wagner taking last season's meeting, 62-61, thanks to **Romone Saunders** (Temple Hills, MD/Potomac [Mt. Zion Prep]) game-winning free-throw at the Spiro Sports Center.

### WAGNER AGAINST THE MID-EASTERN ATHLETIC CONFERENCE:

- Wagner is 13-7 all-time against the current members of the Mid-Eastern Atlantic Athletic Conference (MEAC).
- Morgan State is the lone school from the conference that Wagner will see this season.
- The Seahawks have faced off against seven of the 13 members and are .500 or better against six of the seven: Coppin State (2-0); Howard (1-0); Maryland Eastern Shore (4-1); Morgan State (1-0); Norfolk State (2-1); and North Carolina Central (1-0).
- The lone school the Seahawks don't hold a winning mark against is Delaware State (2-5).

## THE LAST MEETING:

Trailing by four, 61-57 with 2:34 remaining in regulation, Wagner clawed its way back into the game as redshirt senior guard Dwaun Anderson (Suttons Bay, MI/Suttons Bay [Michigan State]) converted on two free-throws to close the gap to two, 61-59, with 1:38. Junior guard Michael Carey (Nassau, Bahamas/Lamar Consolidated [San Jacinto College]) tied the game at 61 after sophomore guard Aaren Edmead (Deer Park, NY/Deer Park) was able to drive into the lane, forcing two Morgan State defenders to collapse and guard him, leaving Carey wide-open on the left block for the easy deuce. On the ensuing Morgan State possession, the Bears were able to cross the timeline but found themselves in trouble. After crossing the timeline, Morgan State's Donte Pretlow couldn't find any space in front of his bench, thanks to the aggressive defense exhibited by Edmead. When Pretlow was able to break free thanks to a screen from Phillip Carr, Pretlow kicked the pass to teammate Clive Vaughan, who drove down the line but the ball was deflected by Carey, and the scramble was on for the loose ball, which went out-of-bounds after Carey made a diving attempt to save the ball. With the clock flashing 28.9 and the shot clock at four seconds, Carr received the inbounds pass and heaved up a desperation three-pointer from the top of the key as his shot hit the back iron and was pulled down by Saunders, who handed it off to fellow classmate JoJo Cooper (Wilmington, DE/Concord), who immediately called the Seahawks' final timeout with 17.2 ticks left on the clock. On the Seahawks final possession, sophomore Romone Saunders (Temple Hills, MD/Potomac [Mt.Zion Prep]) inbounded the ball to Henson in the backcourt. The Upper Marlboro, MD native dribbled right and spotted Saunders on the right wing. Saunders couldn't find Anderson down in the right block, but was able to drive after seeing a Morgan State defender slip, as the Temple Hills, MD was able to take it down to the baseline and draw the foul. After a lengthy break, Saunders calmly stepped to the free-throw line and swished the first attempt, which gave the Seahawks the 62-61 advantage. His second attempt hit the front iron as the ball was tipped around before Vaughan finally corralled it and heaved a last-second three that was off-the-mark, giving the Seahawks their third straight victory.



wagnerathletics.com



wagnerathletics



Wagner Athletics



@wagnerathletics



@wagnerathletics

# 2016-17 WAGNER COLLEGE BASKETBALL MEN'S BASKETBALL GAME NOTES

GAME 8: MORGAN STATE UNIVERSITY BEARS | BALTIMORE, MD | DECEMBER 10, 2016

## SCOUTING THE MORGAN STATE UNIVERSITY BEARS:

- Predicted to finish ninth among the 13 schools in the Mid-Eastern Athletic Conference (MEAC), the Morgan State University Bears enters Saturday's contest with the Seahawks sporting a 3-6 record.
- Most recently, the Bears defeated Metro Atlantic Athletic Conference (MAAC) members, Manhattan, 85-82, in double overtime on December 6.
- Junior guard Tiwan Kendley scored a season-high 40 points and grabbed 10 rebounds while freshman guard Stanley Davis hit the go-ahead free throw to propel the Bears to the victory.
- Junior forward Phillip Carr recorded his third double-double of the season with 19 points and 11 rebounds, while senior forward Kyle Thomas added 15 points. The Bears (3-6) made 27 of 43 free throws while Manhattan was 7 of 12 from the line.
- As a whole, Morgan State is averaging 70.1 ppg, while shooting 38.9 percent from the field. The Bears are only converting 26.5 percent from beyond-the-arc despite shooting 72.1 percent from the free-throw line.
- Three Bears are averaging double-figures, led by Kendley's 22.9 ppg, who ranks 11th in the nation in scoring.
- Carr is pouring in 17.1 ppg while pulling down a team-best 9.2 rpg and is the club's leader with 15 blocks and is converting at a 51.7 percent clip.
- Kyle Thomas is the third member of the team to tally double-digits at 11.1.

## A WIN WOULD:

- A win against Morgan State would be Wagner's second in the all-time series (1-0).
- Run the Seahawks' all-time mark to 14-7 against schools from the MEAC.

## HOME COOKING:

- Over the last five years, Wagner is 54-23 at the Spiro Sports Center after finishing last season with a 13-4 mark at home.
- Under fifth-year head coach Bashir Mason, the Seahawks are 42-20 at the Spiro Sports Center.
- All-time, Wagner is 153-84 since the Spiro Sports Center opened on February 20, 1999, in which the Seahawks played Fairleigh Dickinson to a 78-56 victory.

## CAREY LOGGING THE MINUTES:

- Senior guard **Michael Carey** (Nassau, Bahamas/Lamar Consolidated [San Jacinto College]) ranks first in the Northeast Conference (NEC) and sixth overall among all 249 ranked Division I players as he is logging 37.7 minutes a contest.

## HENSON ZEROING IN ON 1,000 CAREER POINTS:

- Junior guard **Corey Henson** (Upper Marlboro, MD/DeMatha Catholic) is closing in on becoming the 43rd member of the 1,000 career points club as he enters the Monmouth contest with 810 career points.
- After averaging 9.1 ppg in his freshman year (273), Henson has netted a total 537 points between his sophomore and six games of his junior campaign.
- The last member of the 1,000 point club was guard **Marcus Burton** [14].

## LAST TIME AGAINST MORGAN STATE: DECEMBER 2, 2015

Official Basketball Box Score -- Game Totals -- Final Statistics  
MORGAN ST. vs WAGNER  
12/2/15 07:30 PM at Staten Island, NY (Spiro Sports Center)

### MORGAN ST. 61 • 2-5

#	Player		Total		3-Ptr		Rebounds			PF	TP	A	TO	Blk	Stl	Min
			FG	FGA	FG	FGA	FT	FTA	Off							
21	THOMAS, Kyle	f	5-12	2-3	0-0	1	1	2	5	17	1	1	0	2	26	
22	CARR, Phillip	f	5-9	2-3	5-5	1	7	8	0	17	2	1	0	0	38	
34	BLOSSOM, Cedric	f	3-7	0-1	0-0	0	1	1	1	6	0	1	0	0	16	
01	PRETLOW, Donte	g	2-8	1-1	0-2	0	2	2	0	5	4	1	0	1	29	
32	CAMERON, Martez	g	0-1	0-0	0-0	0	1	1	2	0	3	5	0	1	22	
03	SIMPSON, Rasean	g	4-10	1-2	0-0	1	1	2	0	9	1	1	0	0	26	
05	HORNE, Andre	f	0-5	0-2	0-0	1	2	3	3	0	0	2	1	0	17	
11	VAUGHAN, Clive	f	4-9	2-4	2-2	2	5	7	3	12	1	1	0	1	21	
12	REDMOND, Jamar	f	0-0	0-0	0-0	0	1	1	2	0	0	0	0	1	2	
13	STREETTER, Tyler	f	0-0	0-0	0-0	1	0	1	0	0	0	0	0	0	3	
Team						3	2	5								
Totals			23-61	8-16	7-9	10-23	33	16	61	12	13	2	6	200		
FG % 1st Half: 10-32			31.3%	2nd half: 13-29	44.8%	Game: 23-61	37.7%	Deadball								
3FG % 1st Half: 3-9			33.3%	2nd half: 5-7	71.4%	Game: 8-16	50.0%	Rebounds								
FT % 1st Half: 1-2			50.0%	2nd half: 6-7	85.7%	Game: 7-9	77.8%	0.2								

### WAGNER 62 • 3-2

		Total	3-Ptr		Rebounds												
#	Player	FG-FGA	FG-FGA	FT-FTA	Off	Def	Tot	PF	TP	A	TO	Blk	Stl			Min	
03	BROOKS, Henry	f	3-5	0-0	0-0	4	1	5	3	6	2	0	1	1		27	
34	AAMAN, Mike		0-5	0-0	0-0	1	4	5	1	0	2	2	0	0		15	
00	HENSON, Corey	g	6-10	4-7	1-2	0	2	2	3	17	3	3	0	0		31	
02	ANDERSON, Dwaun	g	4-10	0-2	5-5	0	7	7	0	13	1	1	3	2		33	
23	CAREY, Michael	g	3-10	0-3	3-4	3	7	10	2	9	0	3	2	0		30	
01	EDMEAD, Aaren		2-6	2-6	0-0	0	0	0	1	6	1	1	0	2		15	
05	COOPER, JoJo		0-2	0-0	0-0	1	1	2	3	0	1	2	0	0		13	
11	SAUNDERS, Romone		2-3	1-1	4-6	0	3	3	0	9	3	2	0	0		14	
21	KADJI, Japhet		0-2	0-1	0-0	1	1	2	2	0	0	1	1	0		13	
35	SENAT, Greg		1-2	0-0	0-0	1	3	4	1	2	0	1	0	0		9	
Team						0	0	0									
Totals			21-55	7-20	13-17	11	29	40	16	62	13	16	7	5		200	
FG % 1st Half:		8-28	28.6%	2nd half:	13-27	48.1%	Game:	21-55	38.2%							Deadball	
3FG % 1st Half:		3-12	25.0%	2nd half:	4-8	50.0%	Game:	7-20	35.0%							Rebounds	
FT % 1st Half:		4-6	66.7%	2nd half:	9-11	81.8%	Game:	13-17	76.5%							2.1	

Officials: Kyle Walter, Matt Curtin, Byron Taylor  
Technical fouls: MORGAN ST.-None. WAGNER-None.  
Attendance: 1143

Score by periods	1st	2nd	Total
MORGAN ST.	24	37	61
WAGNER	23	39	62

## BY THE NUMBERS

**2264:** Amount of games Wagner basketball has played in its 96 years (1106-1158)

**1163:** Amount of games Wagner basketball played at the Division I level (545-618)

**810:** Career points junior guard **Corey Henson** (Upper Marlboro, MD/DeMatha Catholic) enters this afternoon's contest with Morgan State

**499:** Career rebounds redshirt senior forward **Mike Aaman** (Hazlet, NJ/Raritan [URI]) has grabbed in his collegiate career (URI and Wagner)

**73:** Wins for head coach **Bashir Mason** at Wagner, sixth-most in team history

**37.4:** Minutes logged by senior guard **Michael Carey** (Nassau, Bahamas/Lamar Consolidated [San Jacinto College]), fifth among all Division I players.

**27:** Snapped UConn's 27 consecutive wins on opening night at Gampel Pavilion.

**18:** UConn's rank in the AP Top-25 Coaches' Poll before Wagner defeated the Huskies on November 11.

**16:** Career double-doubles for senior guard **Michael Carey** (Nassau, Bahamas/Lamar Consolidated [San Jacinto College])

## 2016-17 MARGIN OF VICTORY/DEFEAT

	1-5	6-10	11-15	16-20	21-25	26+
Win		2				
Loss	1	3	1			



wagnerathletics.com



wagnerathletics



Wagner Athletics



@wagnerathletics



@wagnerathletics



# 2016-17 WAGNER COLLEGE MEN'S BASKETBALL GAME NOTES

GAME 8: MORGAN STATE UNIVERSITY BEARS | BALTIMORE, MD | DECEMBER 10, 2016

## WAGNER REWIND: MONMOUTH:

- Despite having three players score in double-figures, the Wagner men's basketball team dropped an 81-71 decision to Monmouth at the Spiro Sports Center on Tuesday evening. With the loss, the Seahawks fall to 2-5 on the season while the Hawks improve to 7-2.
- Senior guard Michael Carey (Nassau, Bahamas/Lamar Consolidated [San Jacinto College]) recorded his 17th career double-double in the game, leading all Seahawk scorers with 14 points and a game-high 12 rebounds. Carey finished the evening shooting 50.0 percent from the floor (5-of-10) while converting 3-of-5 from the free-throw line in his 36 minutes of action. Junior guard Corey Henson (Upper Marlboro, MD/DeMatha Catholic) along with freshman guard Blake Francis (Herndon, VA/Westfield) each poured in 11 points on the evening, with the neophyte Francis hitting 3-of-6 from the outside.
- Monmouth's Justin Robinson led all players with a game-best 33 points on 8-of-14 shooting from the field, 6-of-8 from long range and 11-of-14 from the free-throw line. Micah Seaborn added 16 points in 32 minutes of action.
- The visiting Hawks opened the scoring with a jumper before the Green & White erupted on a near five-minute, 15-4 run, to take a 15-6 lead. Wagner converted on 6-of-7 from the field while holding Monmouth to just one made basket, a Collin Stewart jumper. Wagner's run was halted by a Je'lon Hornbeak three-pointer with 13:45 remaining in the frame.
- Both teams traded three-pointers over a minute stretch that saw the Seahawk lead trim down to four, 34-30, as Seaborn was able to bury the chance from Austin Tilghman. Monmouth capitalized on this hot shooting, sparking a 14-9 run of its own in taking its first lead since the Brady jumper to start the contest, as Diago Quinn hit two from the line, giving Monmouth a 38-37 lead.
- The Seahawks scored five of the final seven points in the half, as they held on to a 42-40 halftime advantage. Wagner shot a blistering 57.1 percent from the field (16-of-28) while converting on 41.7 percent from the outside and held Monmouth to just 36.0 percent shooting in the opening stanza. Wagner scored 18 of its 40 points in the paint and held a 17-14 lead on the boards.
- Monmouth came out of the intermission on fire, converting on 7-of-13 over the first 9:40 of the second half in using a 20-8 run that saw the visitors hold a 60-50 lead with 10:28 left in the ballgame. The Hawks held the home team to just 4-of-12 during their run while causing five Seahawk turnovers. The Seahawks tried to answer back, cutting the deficit to just four, 63-59, as redshirt senior forward Mike Aaman (Hazlet, NJ/Raritan [University of Rhode Island]) made a pair from the line.
- Monmouth fired back with a 12-6 spurt over the next 3:43 to increase the lead back to ten, 75-65 before Francis dialed up his third three-pointer of the night, this one coming right in front of the Seahawks bench. The visitors closed out the game making six straight freebies en route to the 81-71 victory. For the contest, Wagner finished shooting 44.6 percent from the field despite outrebounding Monmouth, 34-27.

## 2016-17 SEAHAWKS AT A GLANCE

<b>Current Streak</b>	Lost, 3
<b>Longest Winning Streak</b>	Won, 1
<b>Longest Losing Streak</b>	Lost, 3
<b>Most Points Scored</b>	76 @ UMass Lowell (11/14/16)
<b>Fewest Points Scored</b>	55 @ Massachusetts (11/30/16)
<b>Most Points Allowed</b>	87 @ UMass Lowell (11/14/16)
<b>Fewest Points Allowed</b>	58 @ UConn (11/11/16)
<b>Highest Shooting FG%</b>	50.0% @ American (11/22/16)
<b>Lowest Shooting FG%</b>	36.1% @ UMass Lowell (11/14/16)
<b>Highest Shooting FG% Opp</b>	51.1% @ UMass Lowell (11/14/16)
<b>Lowest Shooting FG% Opp</b>	35.7% @ UConn (11/14/16)

## QUICK FACTS

### General Information

Name	Wagner College
Location	Staten Island, NY 10301
Founded	1883
Enrollment	2,100
Colors	Green & White
Nickname	Seahawks
Affiliation	NCAA Division 1
Conference	Northeast
Arena	Spiro Sports Center (2,100)
President	Dr. Richard Guarasci
Director of Athletics	Walt Hameline
Website	wagnerathletics.com
Athletic Department Phone	(718) 390-3433
Press Row Phone	(718) 420-4433

### Coaching Staff

Head Coach	Bashir Mason, fifth season
Alma Mater	Drexel, 2007
Record at Wagner	73-60 (.548)
Conf. Record at Wagner	45-25 (.643)
Career Record	Same
Associate Head Coach	Mike Babul, fifth season
	(Second Year as Associate HC)
	Massachusetts, 2000
Alma Mater	Marquis Webb, fifth season
Assistant Coach	Rutgers, 2007
Assistant Coach	Scott Smith, seventh season
Alma Mater	Seton Hall, 1996
Director of Operations	Alexander Mortillaro, first season
Alma Mater	Villanova, 2016
Graduate Manager	Donald Copeland, second season
Alma Mater	Seton Hall, 2006
Athletic Trainer	Alexander Lipcius
Team Managers	Dylan Hart, Dynasia Myles

### Team Information

2015-16 Overall Record	23-11
2015-16 Conference Record	13-5
Northeast Conference Finish	1st
Home Record Conf. Rec	13-4   6-3
Road Record Conf. Rec	10-7   7-2
Neutral Site Record	0-0
Postseason	NIT Second Round
	(Lost; 87-54 @ Creighton 3/19/16)
Starters Returning  Lost	4/1
Letterwiners Returning   Lost	8/3
Newcomers	5
First Year of Basketball	1920-1921 (Record: 1-4)
First Year at Division I Level	1976-1977 (Record: 3-21)
First Year in Northeast Conference	1981-1982 (4-22; 1-14 ECAC Metro)
Overall Program Record	1106-1158 (.489)
Overall Division I Program Record	545-618 (.469)
Overall Northeast Conf. Record	292-313 (.483)
Overall Record vs. Current NEC	229-221 (.508)
Overall ECAC Metro Conf. Record	34-73 (.317)
NCAA Tournament Appearance	1 (2002-2003) (Rec: 21-11; 14-4 NEC)
Last NCAA Appearance	2002-2003 (vs. No. 2 Pittsburgh)
NIT Tournament Appearance	3
Last NIT Appearance	Second Round   2016 NIT
	(vs. Creighton   3.19.2016, Lost 87-54)

### Media Relations

Assistant AD of Media Relations	John Beisser
Email	john.beisser@wagner.edu
Office	(718) 390-3227
Cell	(732) 921-6744

### Asst. Director of Media Relations

Men's Basketball Contact	Brian D. Morales
Email	brian.morales@wagner.edu
Office	(718) 390-3215
Cell	(646) 342-4414

Media Relations Assistant	Max Rottenecker
Email	m.rottenecker@wagner.edu
Office	(718) 390-3213

Media Relations Marketing Assistant	Erika Seagren
Email	erika.seagren@wagner.edu
Office	(718) 420-4086

Media Relations Assistant	Bernard Abagali
NEC Front Row Contact	bernard.abagali@wagner.edu
Email	(718) 390-3213
Office	

### Social Media

Twitter	@WagnerAthletics
	@Wagner_MBB
	@WagnerGameday
Facebook	facebook.com/WagnerSeahawk
YouTube	youtube.com/WagnerSeahawks
Instagram	@wagnerathletics
Social Media Hashtag	#CHAOSonthehill



wagnerathletics.com



wagnerathletics



Wagner Athletics



@wagnerathletics



@wagnerathletics

## NEC PRESEASON POLLS

Somerset, NJ -- A year after becoming the lowest picked team in league history to capture the Northeast Conference men's basketball tournament title, Fairleigh Dickinson has been installed as the 2016-17 preseason favorite by league head coaches, narrowly edging out Wagner for the top spot.

The announcement of the annual preseason poll was made Wednesday morning during the fifth annual NEC Basketball "Social" Media Day at Barclays Center in Brooklyn. FDU collected six first place votes with defending NEC regular season champion Wagner earning the remaining four first place nods.

Bryant was picked third, followed by LIU Brooklyn and Mount St. Mary's in a tie for fourth in the rankings. Robert Morris claimed the sixth spot, St. Francis Brooklyn was chosen seventh and Sacred Heart landed in the eighth position. Saint Francis U and Central Connecticut rounded out the poll.

Conducted annually, NEC coaches have only managed to correctly forecast the eventual league champion two times in the last 15 years.

Over the last 29 years, the coaches have proven inaccurate on 24 occasions or 83 percent of the time.

### 2016-17 NEC Men's Basketball Preseason Coaches Poll

1. Fairleigh Dickinson (6)
2. WAGNER (3)
3. Bryant
4. LIU Brooklyn  
Mount St. Mary's
6. Robert Morris
7. St. Francis Brooklyn
8. Sacred Heart
9. Saint Francis U
10. Central Connecticut

( ) - First-place votes in parentheses

### 2016-17 NEC Preseason All-Conference Team

Name	Pos	Year	Team
Darian Anderson	G	Jr.	Fairleigh Dickinson
MICHAEL CAREY	G	SR.	WAGNER
COREY HENSON	G	JR.	WAGNER
Earl Potts, Jr.	G	Jr.	Fairleigh Dickinson
Jerome Frink	F	R-Sr.	LIU Brooklyn



## 2016-17 REGULAR STANDINGS (THRU 12/8/16)

	OVERALL	PCT.	NEC REC	PCT	STREAK
LIU Brooklyn	6-3	.667	0-0	.000	L2
Saint Francis U	3-4	.429	0-0	.000	L2
Sacred Heart	4-6	.375	0-0	.000	L1
Bryant	3-7	.300	0-0	.000	L2
Robert Morris	3-7	.300	0-0	.000	W1
Central Connecticut	2-5	.286	0-0	.000	L2
<b>WAGNER</b>	<b>2-5</b>	<b>.286</b>	<b>0-0</b>	<b>.000</b>	<b>L3</b>
Fairleigh Dickinson	2-6	.250	0-0	.000	L4
St. Francis Brooklyn	2-7	.222	0-0	.000	W1
Mount St. Mary's	1-9	.100	0-0	.000	L6

## NEC PLAYER OF THE WEEK

Player	Team	Date
<b>MIKE AAMAN</b>	<b>WAGNER</b>	<b>11/14/16</b>
Quincy McKnight	Sacred Heart	11/21/16
Nisre Zouzoua	Bryant	11/28/16
Iverson Fleming	LIU Brooklyn	11/28/16
Joseph Lopez	Sacred Heart	12/5/16

## NEC ROOKIE OF THE WEEK

Player	Team	Date
Sabastian Townes	Bryant	11/14/16
Jashaun Agosto	LIU Brooklyn	11/21/16
Keith Braxton	Saint Francis U	11/28/16
Keith Braxton	Saint Francis U	11/28/16





# 2016-17 WAGNER COLLEGE MEN'S BASKETBALL GAME NOTES

GAME 8: MORGAN STATE UNIVERSITY BEARS | BALTIMORE, MD | DECEMBER 10, 2016

## YEAR OF THE FRESHMEN:

- Over the first three weeks of non-conference play, the most prominent storyline of the young NEC season has revolved around the play of the league's freshman class.
- A host of first year players have not only cracked rotations on their respective teams, but have immediately stepped into both starting and starring roles.
- For Wagner, **Blake Francis** (Herndon, VA/Westfield), who is averaging 8.3 ppg, 2.0 rpg, 2.0 3PTG/gm, earned his first two starts after a career-best 14-point outing against Fairfield on November 19. He ranks second on Wagner and 12th in the NEC with 2.0 three-pointers per outing.

## WC'S COOPER BRINGS BACK TONY LEE MEMORIES

- Longtime #NECMBB fans remember Robert Morris guard Tony Lee with reverence.
- The 2007-08 NEC Player of the Year measured just 6'0" tall, but was a tough as they come and certainly didn't play like a six-footer. Inch-for-inch, Lee was one of the best rebounders in league history, finishing with 750 career caroms, including 7.1 rpg as a sophomore in 2005-06.
- In today's NEC, the closest comparison has to be Wagner junior guard JoJo Cooper (Wilmington, DE/Concord), a fellow 6-footer. Like Lee he is a top on-the-ball defender and distributor, and this season has displayed the same rebounding prowess as the RMU great.
- In a 73-65 win over American, Cooper posted his second straight double-double with 11 points and 11 rebounds, to go along with six assists.
- Cooper currently ranks eighth in the NEC with 7.2 rpg and leads the conference with 4.8 apg. Throw in 11.0 ppg and 1.4 spg and the Wilmington, DE native has excelled in all facets of the game for the defending NEC regular season champs.

## DOUBLE-DOUBLE CLUB:

- Junior guard **JoJo Cooper** (Wilmington, DE/Concord) has recorded back-to-back double-doubles, after finishing the American contest with 11 points and 11 rebounds.
- Michael Carey picked up his 17th career double-double at home against Monmouth (12/6/16) in which he tallied 14 points and 12 rebounds.
- Mike Aaman posted his fourth double-double of his career, after leading the Wagner offense with 13 points and 10 rebounds against Rider (11/26).

## DOUBLE-DOUBLES IN UNDER HEAD COACH BASHIR MASON:

PLAYER	NO.	SEASON
Michael Carey	17	2015-pres
Mike Aaman	4	2014-pres
JoJo Cooper	3	2015-pres
Mario Moody	3	2013-14
Orlando Parker	2	2013-14
Kenneth Ortiz	2	2012-13
Jonathon Williams	2	2012-13
Dwaun Anderson	1	2015-16
Romone Saunders	1	2014-15
Stedman Allen	1	2014-15
Naofall Folahan	1	2013-14
Kenneth Ortiz	1	2013-14
Mario Moody	1	2012-13

- italics indicates current Seahawk players

## AGE IS JUST A NUMBER:

- Wagner head coach **Bashir Mason** turns 33 on February 11th.
- Coach Mason held the distinction of being the youngest NCAA Division I head coach when he accepted the head job back on March 26, 2012.
- Now, in his fifth season as head coach, Mason is currently the third-youngest active head coach in Division I. Maurice Joseph, the interim head coach at George Washington is the youngest at 31 while Tennessee State's Dana Ford is the second-youngest head coach, born four months later than Mason.

## NCAA Division I Men's Basketball Coaches 40 and Under (Record through 12/8/16)

Coach	School	Birthday	Career Rec/Exp
Maurice Joseph	George Washington *	8/26/1985	6-4/1st
Dana Ford	Tennessee State	6/9/1984	32-38/3rd
<b>BASHIR MASON</b>	<b>WAGNER</b>	<b>2/11/1984</b>	<b>73-60/5th</b>
Wes Miller	UNC Greensboro	1/28/1983	67-94/6th
Rodney Billups	Denver	1/14/1983	3-5/1st
Richie Riley	Nicholls State	1/8/1983	4-5/1st
Will Wade	VCU !	11/26/1982	71-39/4th
Richard Pitino	Minnesota @	9/16/1982	77-66/5th
Mike Martin	Brown	7/4/1982	54-72/5th
Robert Ehsan	UAB	5/3/1982	5-4/1st
Jamion Christian	Mount St. Mary's	4/18/1982	64-74/5th
Matt McCall	Chattanooga	12/12/1981	36-8/2nd
Eran Ganot	Hawaii #	9/8/1981	34-13/2nd
Jason Gardner	IUPUI	11/14/1980	26-46/3rd
Andrew Toole	Robert Morris	9/11/1980	123-94/7th
Jon Harris	SIU-Edwardsville	9/5/1980	10-27/2nd
Montez Robinson	Alcorn State	5/21/1980	17-21/2nd
Brian Wardle	Bradley \$	10/9/1979	104-97/7th
Dan McHale	Eastern Kentucky	10/8/1979	21-20/2nd
Jack Murphy	Northern Arizona	7/25/1979	56-86/5th
Robert Jones	Norfolk State	6/26/1979	58-53/4th
Paul Weir	New Mexico State	6/12/1979	7-2/1st
Nick McDevitt	UNC Asheville	4/21/1979	60-46/4th
LaVall Jordan	Milwaukee	4/16/1979	4-5/1st
Martin Ingelsby	Delaware	11/24/1978	5-3/1st
Archie Miller	Dayton	10/30/1978	121-57/6th
David Richman	North Dakota State	5/1/1978	49-27/3rd
Matt McMahon	Murray State	4/26/1978	21-18/2nd
Tony Jasick	Jacksonville %	4/17/1978	84-89/6th
Tim Craft	Gardner-Webb	1/1/1978	60-50/4th
Matt Langel	Colgate	11/21/1977	63-103/6th
Rob Krimmel	Saint Francis U	9/26/1977	47-82/5th
Josh Pastner	Georgia Tech ^	9/26/1977	172-76/8th
T.J. Otzelberger	South Dakota State	9/17/1977	4-7/1st
Steve Masiello	Manhattan	9/2/1977	94-78/6th
Jeff Linder	Northern Colorado	6/21/1977	3-5/1st
John Gallagher	Hartford	5/27/1977	80-119/7th
Shaka Smart	Texas &	4/8/1977	187-73/8th
Michael White	Florida +	3/2/1977	129-57/6th
G.G. Smith	Loyola (MD)	1/14/1977	35-64/4th
Earl Grant	College of Charleston	12/25/1976	32-41/3rd
Eric Konkol	Louisiana Tech	11/24/1976	28-13/2nd
Grant McCasland	Arkansas State >	10/14/1976	63-14/3rd
Zach Spiker	Drexel <	9/30/1976	106-116/8th
Scott Padgett	Samford	8/19/1976	32-41/3rd
Steve Wojciechowski	Marquette	8/11/1976	40-34/3rd
Mark Byington	Georgia Southern =	4/22/1976	62-53/5th
Dan Muller	Illinois State	2/21/1976	80-61/5th

\*- currently the interim head coach

@- spent one season as head coach at FIU

#- served as head coach at St. Mary's (CA) (3-2)

\$- spent five years as head coach at Green Bay (95-65)

%- spent three years as head coach at Fort Wayne (52-47)

^- spent seven years as head coach at Memphis (167-73)

&- spent six years as head coach at VCU (163-56)

+ - spent four years as head coach at Louisiana Tech (101-40)

>- spent two years as head coach of Midwestern State (56-12)

<- spent seven years as head coach of Army West Point (102-112)

= - served as head coach at College of Charleston for eleven games (7-4)



## SEAHAWKS RECORD WHEN.....

All-time	1,106-1,158 (.489)					
All-time Northeast	292-313 (.482)					
	'12-13	'13-14	'14-15	'15-16	'16-17	Totals
Overall	19-12	19-12	10-20	23-11	2-5	73-60
vs. NEC	12-6	12-4	8-10	13-5	---	45-25
vs. non-conference	7-6	7-8	2-10	10-6	2-5	28-34
vs. NEC Tournament	2-1	2-1	0-1	2-1	---	6-4
Home games	11-3	10-3	8-5	13-4	0-3	42-18
NEC home games	7-2	7-1	6-3	6-3	---	26-9
non-conference	4-1	3-2	2-2	7-1	0-3	16-9
Away games	7-9	8-7	2-15	10-7	2-2	29-40
NEC away games	5-4	5-3	2-7	7-2	---	19-16
non-conference	2-5	3-4	0-8	3-5	2-2	10-24
Neutral site	1-0	1-2	0-0	0-0	---	2-2
Ahead at the half	11-0	16-1	5-3	21-2	2-3	55-9
Tied at the half	1-0	0-0	0-0	0-0	---	1-0
Behind at the half	7-12	3-11	5-17	2-9	0-2	17-51
Overtime	4-2	1-0	2-1	0-0	---	7-3
Day games	6-7	5-4	6-7	11-6	0-2	28-26
Night games	13-5	14-8	4-13	12-5	2-3	45-34
Television games	2-4	2-3	1-3	4-5	1-0	10-15

## BY MONTH

November	2-3	4-4	2-3	2-2	2-4	12-16
December	4-2	2-3	0-6	5-2	0-1	11-14
January	6-3	4-3	6-4	7-3	---	23-13
February	5-3	7-1	2-6	6-2	---	20-12
March	2-1	2-1	0-1	3-2	---	7-5

## BY DAYS OF THE WEEK

Monday	0-1	4-0	1-1	1-0	0-1	6-3
Tuesday	1-0	1-2	0-3	1-2	1-1	4-8
Wednesday	3-1	1-1	0-1	4-0	0-1	8-4
Thursday	6-2	6-3	3-1	5-3	---	20-9
Friday	1-0	0-1	0-1	1-1	1-0	3-3
Saturday	7-7	6-5	6-6	10-2	0-2	29-22
Sunday	1-1	1-0	0-2	1-3	---	3-6

## WAGNER FROM THE FIELD

Shooting less than 35%	2-3	2-3	0-7	3-3	---	7-16
Shooting 35-40%	3-4	3-2	1-3	2-5	1-3	10-17
Shooting 40.1-44.9%	2-3	4-6	5-6	6-2	0-1	17-18
Shooting 45-49.9%	6-0	7-1	2-2	6-1	0-1	21-5
Shooting 50% and up	6-2	3-0	2-2	6-0	1-0	18-4

## OFFENSIVE OUTPUT

Scoring under 50 pts	2-1	0-0	0-3	0-0	---	2-4
Scoring 50-59	2-3	3-3	0-4	2-5	0-1	7-16
Scoring 60-69	5-5	3-3	3-6	6-3	1-1	18-18
Scoring 70-79	3-2	8-4	1-5	9-3	1-3	22-17
Scoring 80+	7-1	4-2	6-2	6-0	---	23-5

0 players in double figures	0-0	0-0	0-1	0-0	---	0-1
1 player in double figures	1-3	0-0	0-6	1-2	---	2-11
2 players in double figures	7-2	2-3	4-4	7-2	0-1	20-12
3 players in double figures	6-4	9-6	2-7	8-6	2-3	27-26
4+ players in double figures	5-3	8-3	4-2	7-1	0-1	24-10

## CONFERENCES

America East	0-1	1-0	0-2	2-0	0-1	3-4
American Athletic	0-0	0-0	0-1	0-0	1-0	1-1
Atlantic 10	0-1	0-2	0-0	1-1	0-1	1-5
Atlantic Sun	0-0	1-0	0-0	0-0	---	1-0
Big East	0-1	0-1	0-0	0-3	---	0-5
Big Ten	0-0	0-1	0-1	0-0	---	0-2
Colonial	1-0	0-0	0-1	0-0	---	1-1
Conference USA	1-0	0-0	0-0	0-0	---	1-0
Horizon League	0-0	0-1	0-0	0-0	---	0-1
Ivy League	2-0	1-0	1-1	0-0	---	4-1
Metro Atlantic Athletic	0-0	0-1	0-2	2-1	0-3	2-7
Mid-Eastern Athletic	2-1	1-0	0-0	1-0	---	4-1
Northeast	12-6	12-4	8-10	13-5	---	45-25
Patriot League	0-0	0-1	0-1	1-0	1-0	2-2
West Coast	0-1	0-0	0-0	0-0	---	0-1

## CLOSE GAMES

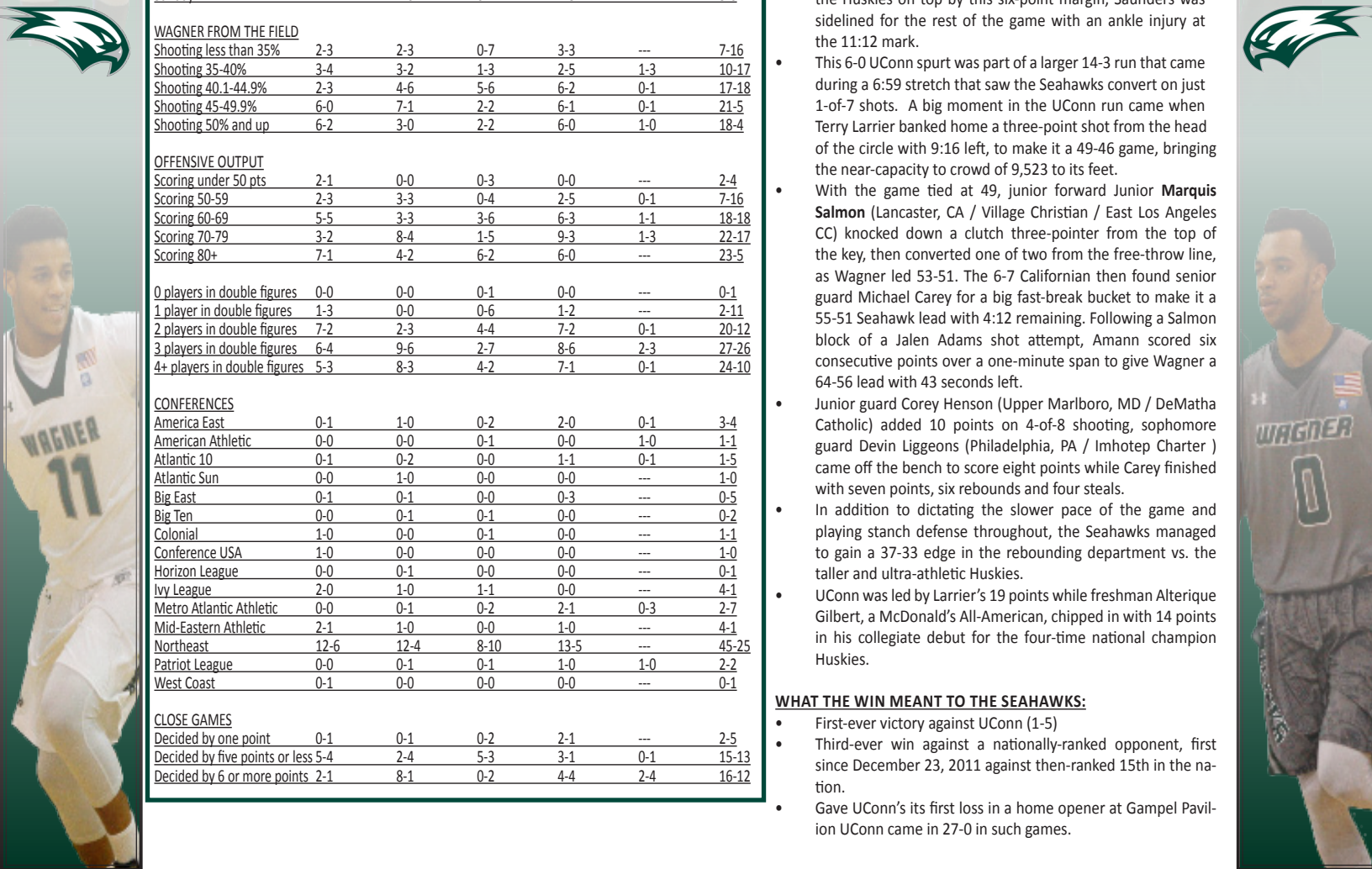
Decided by one point	0-1	0-1	0-2	2-1	---	2-5
Decided by five points or less	5-4	2-4	5-3	3-1	0-1	15-13
Decided by 6 or more points	2-1	8-1	0-2	4-4	2-4	16-12

## WAGNER STUNS NO. 18 | 16 UCONN; 67-58:

- Redshirt senior forward **Mike Aaman** (Hazlet, NJ / Raritan / Rhode Island) tossed in 15 points and grabbed nine rebounds to tie junior guard **Romone Saunders** (Temple Hills, MD / Potomac / Mt. Zion Prep) for team-high scoring honors and Wagner held 18th-ranked UConn to 36 percent shooting en route to a near wire-to-wire 67-58 victory tonight at Gampel Pavilion. The only lead of the game for the Huskies was 2-0 with 19:23 left in the first half.
- This marks the third win for Wagner over a ranked opponent in school history. The last time the Seahawks had knocked off a Top-25 foe was on December 23, 2011 when the Green & White, coached by Dan Hurley, earned a 59-54 victory at Pitt. Mason also had a hand in that win, as he was an assistant coach at the time for the Seahawks. Prior to that, Wagner bested #15 Alabama 86-74 on November 24, 1978.
- After UConn scored the game's first basket, the experienced, poised Northeast Conference (NEC) regular season champion Seahawks outscored the Huskies 14-9 over a near five-minute stretch. This run saw the Green & White take their largest lead of the half, 21-11, after redshirt sophomore forward AJ Sumbry (East Windsor, NJ/St. Benedict's Prep [Quinnipiac University]) was able to muscle in a right-handed baby hook-shot in traffic.
- UConn answered back in the form of a 22-14 run over an eight-minute span in forging a tie at 35 on a pair of free throws by Vance Jackson. Wagner entered the break with a three-point lead, 38-35, as Saunders was able to bury a top-of-the key three-pointer.
- Wagner opened the second half on an 11-2 surge, capped by another Saunders trey, in opening its biggest lead of the game, a 12-point margin at 49-37 with 13:08 remaining in the game. The stifling Seahawks defense held the four-time National Champions to just 1-9 shooting before UConn countered with a 6-0 burst in drawing to within 49-43. With the Huskies on top by this six-point margin, Saunders was sidelined for the rest of the game with an ankle injury at the 11:12 mark.
- This 6-0 UConn spurt was part of a larger 14-3 run that came during a 6:59 stretch that saw the Seahawks convert on just 1-of-7 shots. A big moment in the UConn run came when Terry Larrier banked home a three-point shot from the head of the circle with 9:16 left, to make it a 49-46 game, bringing the near-capacity to crowd of 9,523 to its feet.
- With the game tied at 49, junior forward Junior **Marquis Salmon** (Lancaster, CA / Village Christian / East Los Angeles CC) knocked down a clutch three-pointer from the top of the key, then converted one of two from the free-throw line, as Wagner led 53-51. The 6-7 Californian then found senior guard Michael Carey for a big fast-break bucket to make it a 55-51 Seahawk lead with 4:12 remaining. Following a Salmon block of a Jalen Adams shot attempt, Amann scored six consecutive points over a one-minute span to give Wagner a 64-56 lead with 43 seconds left.
- Junior guard Corey Henson (Upper Marlboro, MD / DeMatha Catholic) added 10 points on 4-of-8 shooting, sophomore guard Devin Liggeons (Philadelphia, PA / Imhotep Charter ) came off the bench to score eight points while Carey finished with seven points, six rebounds and four steals.
- In addition to dictating the slower pace of the game and playing stanch defense throughout, the Seahawks managed to gain a 37-33 edge in the rebounding department vs. the taller and ultra-athletic Huskies.
- UConn was led by Larrier's 19 points while freshman Alterique Gilbert, a McDonald's All-American, chipped in with 14 points in his collegiate debut for the four-time national champion Huskies.

## WHAT THE WIN MEANT TO THE SEAHAWKS:

- First-ever victory against UConn (1-5)
- Third-ever win against a nationally-ranked opponent, first since December 23, 2011 against then-ranked 15th in the nation.
- Gave UConn's its first loss in a home opener at Gampel Pavilion UConn came in 27-0 in such games.





SEAHAWKS RECORD WHEN....						
	'12-13	'13-14	'14-15	'15-16	'16-17	Totals
<u>DEFENSIVE OUTPUT</u>						
Opp scores less than 50	3-0	2-0	2-0	2-0	---	9-0
Opp scores 50-59	7-0	5-0	2-1	10-0	1-0	25-1
Opp scores 60-69	5-2	10-0	3-3	8-3	1-1	27-9
Opp scores 70-79	2-6	1-8	1-6	3-4	0-2	7-26
Opp scores 80 or more	2-4	1-4	2-10	0-4	0-2	5-24
<u>OPPONENT FROM THE FIELD</u>						
Opp shoots below 30%	4-0	4-0	1-0	0-0	---	9-0
Opp shoots 30-35%	3-0	5-0	0-2	6-0	1-0	15-2
Opp shoots 35-40%	7-2	6-3	2-1	8-2	1-0	24-8
Opp shoots 40-45%	1-3	3-3	5-0	6-3	0-2	15-11
Opp shoots 45-50%	3-2	1-1	0-6	3-3	0-2	7-14
Opp shoots above 50%	0-4	0-5	2-11	0-3	0-1	2-24
<u>REBOUNDING</u>						
Out-rebounding opp	16-5	16-4	7-8	20-6	2-3	61-26
Out-rebounded by opp	2-6	3-8	2-9	2-4	0-1	9-28
Rebounds even	1-1	0-0	1-3	1-1	0-1	3-6
<u>ASSISTS</u>						
WC tallies < 10 assists	4-4	7-4	2-11	2-5	---	15-24
WC tallies 10-14 assists	8-8	8-8	6-7	10-5	2-5	34-33
WC tallies 15-19 assists	6-0	2-0	1-2	10-0	---	19-2
WC tallies 20+ assists	1-0	2-0	1-0	1-0	---	5-0
<u>TURNOVERS</u>						
WC commits < 10	2-2	3-3	1-3	4-1	---	10-9
WC commits 10-14	5-4	9-3	3-9	11-8	2-2	30-26
WC commits 15-19	10-4	7-5	5-6	7-1	0-2	29-18
WC commits 20+	2-2	0-0	1-2	1-1	0-1	4-6
Opp commits < 10	0-1	3-5	0-3	1-1	1-0	5-10
Opp commits 10-14	7-7	10-3	4-14	13-6	1-2	35-32
Opp commits 15-19	11-3	4-2	4-2	8-3	0-3	27-13
Opp commits 20+	1-1	2-1	2-1	1-1	---	6-4
<u>3-Point Shooting</u>						
WC shoots below 30%	7-9	6-7	4-10	8-9	1-2	26-37
WC shoots 30-39%	6-0	7-2	3-5	5-2	2-2	23-11
WC shoots 40-49%	3-3	2-3	3-3	5-0	0-1	13-10
WC shoots 50+%	3-0	4-0	0-2	5-0	---	12-0
Opp shoots below 30%	6-5	14-2	5-5	13-4	0-2	38-18
Opp shoots 30-39%	9-2	3-4	3-6	9-0	---	24-12
Opp shoots 40-49%	2-3	0-5	1-3	0-5	0-2	3-18
Opp shoots 50+%	2-2	1-1	0-6	1-2	0-1	4-12
<u>FREE THROWS SHOOTING</u>						
WC shoots below 75%	12-9	11-6	4-17	11-10	1-5	39-47
WC shoots 75% or greater	7-3	8-6	6-3	12-2	1-0	34-14
Opp shoots below 75%	14-6	13-6	9-13	17-6	1-2	54-33
Opp shoots 75% or greater	5-6	6-6	1-7	6-4	1-2	19-25

### THREE-BALL GALORE:

- The men's basketball team have connected on at least one made three-pointer in 375 straight contests.
- The last time the Seahawks didn't convert a three-pointer was back on February 28, 2004, at home against NEC-foe, Mount St. Mary's in which the Green & White was held to 0-of-13 shooting from beyond the arc.

### CONTROLLING THE GLASS:

- Wagner has outrebounded its opponents in five of seven games this season.
- Against UMass Lowell (11/14), the Seahawks out-muscled the River Hawks by an astonishing 22, despite losing, 87-76.
- Against UMass (11/30), both teams grabbed identical 31 caroms.
- Last season, Wagner had outrebounded its opposition by double-figures in 17 games.

### SECOND CHANCES:

- Against Rider on 11/26, Wagner scored 21 of its 67 points thanks to second chance opportunities while the Broncs were limited to 12 points in the same category.

### PAINTING A PICTURE:

- Wagner has scored 180 of its 473 total points from inside the paint, coming out to 38.0 percent of its total scoring.
- Against American (11/22), the Seahawks tallied a season-high 40 points in the paint.

### BENCHMARK:

- Junior guard **Corey Henson** (Upper Marlboro, MD/DeMatha Catholic) along with freshman guard **Blake Francis** (Herndon, VA/Westfield) are averaging 15.0 and 12.3 points per game in reserves roles.
- As a whole, the Seahawks' reserves are shooting 40.8 percent from beyond-the-arc and 41.5 percent from the field.

### TALE OF TWO HALVES:

- In the first half of contests, Wagner is shooting 45.8 percent from the field, 37.8 percent from beyond-the-arc and 60.9 percent from the free-throw line.
- In the second half of play, the Seahawks are shooting 38.1 percent from the field, 27.7 percent from three-point range and 67.7 percent from the free-throw line.




### FINAL FIVE:

- In the final five minutes of the game, Wagner is shooting 33.3 percent from the field and just 28.6 percent from three-point land.

### UP NEXT FOR WAGNER:

- The Seahawks concludes its two-game road trip on December 17th at Providence College with a 12:00 p.m. tip from the Dunkin' Donuts Center.





WAGNER COLLEGE STARTING LINEUPS:						
Opponent	F	F	G	G	G	Rec Conference Record
@ UConn	Salmon	Aaman	Henson	Saunders	Carey	1-0 ---
@ UMass Lowell	Salmon	Aaman	Henson	Liggeons	Carey	1-1 ---
FAIRFIELD	Salmon	Aaman	Cooper	Liggeons	Carey	1-2 ---
@ American	Sumbry	Aaman	Cooper	Francis	Carey	2-2 ---
RIDER	Sumbry	Aaman	Cooper	Francis	Carey	2-3 ---
@ UMass	Sumbry	Aaman	Henson	Francis	Carey	2-4 ---
MONMOUTH	Sumbry	Davis	Henson	Cooper	Carey	2-5 ---
@ Morgan State						
@ Providence						
STATEN ISLAND						
CENTRAL CONNECTICUT						
@ Mount St. Mary's						
FAIRLEIGH DICKINSON						
SACRED HEART						
@ Bryant						
ROBERT MORRIS						
@ LIU Brooklyn						
@ Sacred Heart						
SAINT FRANCIS U						
ST. FRANCIS BROOKLYN						
@ Central Connecticut						
@ Fairleigh Dickinson						
@ Saint Francis U						
@ Robert Morris						
MOUNT ST. MARY'S						
@ St. Francis Brooklyn						
BRYANT						
LIU BROOKLYN						

### HOW WAGNER RANKS IN THE NCAA Top-100

Through games of Dec. 6, 2016

Offensive Rebounds Per Game	16th	(14.57)
Rebounding Margin	73rd	(5.1)

### HOW WAGNER PLAYERS RANK IN THE NCAA Top-100

Through games of Dec.6, 2016

<b>Michael Carey</b>		
• Defensive Rebounds Per Game	78th	(6.0)
• Double-Doubles	99th	(2)
• Minutes Per Game	6th	(37:25)
• Offensive Rebounds Per Game	70th	(3.0)
• Rebounds Per Game	49th	(9.0)
<b>JoJo Cooper</b>		
• Double-Doubles	99th	(2)
• Minutes Per Game	33rd	(35:30)

### MIKE AAMAN EARNED LOU HENSON AWARD NATIONAL PLAYER OF THE WEEK HONORS:

- Redshirt senior forward **Mike Aaman** (Hazlet, NJ/Raritan [Rhode Island]) was tabbed the Lou Henson Award National Player of the Week, CollegeInsider.com announced on November 14

### MIKE AAMAN GARNERED FIRST NORTHEAST CONFERENCE (NEC) PLAYER OF THE WEEK AWARD FOR 2016-17:

- The Northeast Conference (NEC) announced on November 14 that the first Player of the Week honor for the 2016-17 men's basketball season comes from Grymes Hill, as 6-8 redshirt senior forward **Mike Aaman** (Hazlet, NJ/Raritan [URI]) picked up this accolade for his performance in Friday night's momentous 67-58 win at No. 18/16 UConn.

### SEAHAWKS RECEIVED VOTES IN AP TOP-25 POLL:

- After sparking one of the biggest wins in program history while rattling the entire landscape of college basketball back on opening night (November 11), the Wagner men's basketball team found itself receiving two votes in AP Top-25 Coaches' Poll for Week 2 of the college basketball season.

### #CHAOSonthehill SHOWS IN COLLEGEINSIDER.COM POLL:

- On Monday, November 14, CollegeInsider.com Mid-Major Poll was announced and the Seahawks were slotted No. 14 after its impressive 67-58 at then No. 18|16 ranked and four-time NCAA Champions, the UCONN Huskies.



# 2016-17 WAGNER COLLEGE MEN'S BASKETBALL GAME NOTES

GAME 8: MORGAN STATE UNIVERSITY BEARS | BALTIMORE, MD | DECEMBER 10, 2016

## HOW WAGNER RANKS IN THE NORTHEAST CONFERENCE

Through games of Dec.8, 2016

SCORING OFFENSE:	6th	(67.6)
SCORING DEFENSE:	2nd	(70.4)
SCORING MARGIN:	3rd	(-2.9)
FREE-THROW %:	6th	(64.6)
FIELD GOAL %:	7th	(41.8)
FIELD GOAL % DEFENSE:	2nd	(43.5)
3-PT FG %:	5th	(33.1)
3-PT FG % DEFENSE:	5th	(34.7)
REBOUNDING OFFENSE:	4th	(36.6)
<b>REBOUNDING DEFENSE:</b>	<b>1st</b>	<b>(31.4)</b>
REBOUNDING MARGIN:	3rd	(+5.1)
BLOCKED SHOTS	7th	(2.43)
ASSISTS	6th	(11.86)
STEALS	7th	(6.29)
TURNOVER MARGIN	8th	(-1.14)
ASSIST/TURNOVER RATIO	6th	(0.78)
OFFENSIVE REBOUNDS	2nd	(14.57)
DEFENSIVE REBOUNDS	8th	(22.00)
3-POINT FIELD GOALS MADE	4th	(6.71)

## HOW WAGNER PLAYERS RANKS IN THE NORTHEAST CONFERENCE

Through games of Dec. 8, 2016

<b>SCORING</b>			
• Corey Henson	T-10th	14.0	
• Michael Carey	15th	13.1	
• JoJo Cooper	25th	10.7	
• Mike Aaman	26th	10.4	
<b>REBOUNDING</b>			
• Michael Carey	1st	9.0	
• Mike Aaman	7th	7.1	
• JoJo Cooper	9th	6.7	
<b>FIELD GOAL PCT</b>			
• Mike Aaman	7th	52.7	
<b>ASSISTS</b>			
• JoJo Cooper	3rd	4.67	
• Corey Henson	8th	3.33	
<b>FREE THROW PERCENTAGE</b>			
• Corey Henson	11th	73.9	
• JoJo Cooper	15th	67.5	
<b>STEALS</b>			
• JoJo Cooper	T-9th	1.5	
<b>3-POINT FG PERCENTAGE</b>			
• Blake Francis	6th	44.8	
<b>3-POINT FG MADE</b>			
• Blake Francis	8th	2.17	
• Corey Henson	12th	1.83	
<b>BLOCKED SHOTS</b>			
• Mike Aaman	6th	0.86	
• AJ Sumbry	8th	0.71	
<b>ASSISTS/TURNOVER RATIO</b>			
• JoJo Cooper	4th	1.75	
• Corey Henson	8th	1.25	
<b>OFFENSIVE REBOUNDS</b>			
• Mike Aaman	T-2nd	3.0	
• Michael Carey	T-2nd	3.0	
<b>DEFENSIVE REBOUNDS</b>			
• Michael Carey	3rd	6.0	
• JoJo Cooper	7th	4.83	
• Mike Aaman	12th	4.14	
<b>MINUTES</b>			
• Michael Carey	1st	37.43	
• JoJo Cooper	2nd	35.50	
• Corey Henson	8th	33.33	

## PROGRAM MILESTONE TRACKER

### HEAD COACH BASHIR MASON

<i>Milestone</i>	<i>To Go</i>	<i>Accomplished</i>
100 career wins	27	---
100 career conference wins	55	---

### WAGNER BASKETBALL

<i>Milestone</i>	<i>To Go</i>	<i>Accomplished</i>
2,500 game	236	---
1,500 Division I game	337	---
1,100th program win	---	Feb. 25, 2016
1,200th program win	94	---
600th Division I win	54	---
300th Northeast Conference win	8	---

## PLAYER MILESTONE TRACKER

### COREY HENSON (JR./G)

<i>Milestone</i>	<i>To Go</i>	<i>Accomplished</i>
100 career games played	30	---
1,000 career points	190	---
150 career made three-pointers	24	---
100 career steals	29	---
200 career assists	35	---

### SHACK SCOTT (JR./F)

<i>Milestone</i>	<i>To Go</i>	<i>Accomplished</i>
100 career game	95	---
100 career rebounds	92	---
100 career points	93	---
100 career blocks	98	---
100 career assists	99	---

### CONNOR FERRELL (FR./G)

<i>Milestone</i>	<i>To Go</i>	<i>Accomplished</i>
100 career games played	95	---
100 career assists	99	---
100 career rebounds	95	---
100 career steals	99	---
100 career points	91	---

### BLAKE FRANCIS (FR./G)

<i>Milestone</i>	<i>To Go</i>	<i>Accomplished</i>
100 career games played	94	---
100 career assists	94	---
100 career rebounds	92	---
100 career steals	94	---
100 career points	50	---

### AJ SUMBRY (R-SO./F)

<i>Milestone</i>	<i>To Go</i>	<i>Accomplished</i>
100 career game	64	---
100 career rebounds	43	---
100 career points	30	---
100 career blocks	84	---

### JOJO COOPER (JR./G)

<i>Milestone</i>	<i>To Go</i>	<i>Accomplished</i>
100 career games played	30	---
300 career assists	52	---
200 career rebounds	---	Nov. 19, 2016
300 career rebounds	78	---
100 career steals	27	---
500 career points	110	---

### MARQUIS SALMON (R-JR/F)

<i>Milestone</i>	<i>To Go</i>	<i>Accomplished</i>
100 career game	89	---
100 career rebounds	89	---
100 career points	94	---
100 career blocks	97	---
100 career assists	99	---

### ROMONE SAUNDERS (JR./G)

<i>Milestone</i>	<i>To Go</i>	<i>Accomplished</i>
100 career games played	46	---
100 career assists	3	---
300 career rebounds	75	---
500 career points	17	---

### JAMAR BROWN (FR./F)

<i>Milestone</i>	<i>To Go</i>	<i>Accomplished</i>
100 career game	98	---
100 career rebounds	98	---
100 career points	98	---
100 career blocks	100	---

### ELIJAH DAVIS (SO./G/F)

<i>Milestone</i>	<i>To Go</i>	<i>Accomplished</i>
100 career games played	95	---
100 career assists	98	---
100 career rebounds	97	---
100 career steals	99	---
100 career points	88	---

### MICHAEL CAREY (SR./G)

<i>Milestone</i>	<i>To Go</i>	<i>Accomplished</i>
100 career games played	59	---
500 career rebounds	126	---
1000 career points	480	---
200 career free-throws made	75	---
100 career blocks	72	---
100 career steals	68	---

### DEVIN LIGGEONS (SO./G.)

<i>Milestone</i>	<i>To Go</i>	<i>Accomplished</i>
100 career games played	78	---
100 career assists	96	---
100 career rebounds	69	---
100 career steals	92	---
100 career points	41	---

### MIKE AAMAN (RSR./F)

<i>Milestone</i>	<i>To Go</i>	<i>Accomplished</i>
100 career game	12	---
500 career rebounds	1	---
1000 career points	343	---
100 career blocks	52	---

### GREG SENAT (SR./F)

<i>Milestone</i>	<i>To Go</i>	<i>Accomplished</i>
100 career game	16	---
300 career rebounds	71	---
200 career points	1	---
100 career blocks	74	---



## 2016-17 WAGNER INDIVIDUAL HIGHS

POINTS		
22	CAREY, MICHAEL	AT AMERICAN (11/22/16)
21	CAREY, MICHAEL	VS FAIRFIELD (11/19/16)
19	HENSON, COREY	AT UMASS LOWELL (11/14/16)
18	HENSON, COREY	AT AMERICAN (11/22/16)
17	AAMAN, MIKE	AT MASSACHUSETTS (11/30/16)
FIELD GOALS MADE		
9	CAREY, MICHAEL	VS FAIRFIELD (11/19/16)
8	CAREY, MICHAEL	AT AMERICAN (11/22/16)
FIELD GOAL ATT		
20	CAREY, MICHAEL	VS FAIRFIELD (11/19/16)
17	HENSON, COREY	AT UMASS LOWELL (11/14/16)
FG PCT (MIN 5 MADE)		
.700	7-10	AAMAN, MIKE AT MASSACHUSETTS (11/30/16)
.667	6-9	HENSON, COREY AT AMERICAN (11/22/16)
3-POINT FG MADE		
4	FRANCIS, BLAKE	VS FAIRFIELD (11/19/16)
3	FRANCIS, BLAKE	VS MONMOUTH (12/6/16)
3	HENSON, COREY	VS RIDER (11/26/16)
3	SAUNDERS, ROMONE	AT UCONN (11/11/16)
3-POINT FG ATT		
10	HENSON, COREY	AT UMASS LOWELL (11/14/16)
8	HENSON, COREY	VS MONMOUTH (12/6/16)
8	HENSON, COREY	AT MASSACHUSETTS (11/30/16)
8	FRANCIS, BLAKE	VS FAIRFIELD (11/19/16)
3-PT FG PCT (MIN 2 MADE)		
1.000	2-2	FRANCIS, BLAKE AT MASSACHUSETTS (11/30/16)
.500	4-8	FRANCIS, BLAKE VS FAIRFIELD (11/19/16)
.500	3-6	FRANCIS, BLAKE VS MONMOUTH (12/6/16)
.500	2-4	HENSON, COREY AT AMERICAN (11/22/16)
.500	2-4	CAREY, MICHAEL VS FAIRFIELD (11/19/16)
.500	2-4	LIGGEONS, DEVIN AT UMASS LOWELL (11/14/16)
FREE THROWS MADE		
9	COOPER, JOJO	AT UMASS LOWELL (11/14/16)
6	CAREY, MICHAEL	AT AMERICAN (11/22/16)
FREE THROW ATT		
12	COOPER, JOJO	AT UMASS LOWELL (11/14/16)
9	AAMAN, MIKE	AT MASSACHUSETTS (11/30/16)
FT PCT (MIN 3 MADE)		
1.000	5-5	LIGGEONS, DEVIN AT UCONN (11/11/16)
1.000	4-4	SUMBRY, AJ AT UMASS LOWELL (11/14/16)
REBOUNDS		
13	CAREY, MICHAEL	AT UMASS LOWELL (11/14/16)
12	CAREY, MICHAEL	VS MONMOUTH (12/6/16)
ASSISTS		
8	COOPER, JOJO	VS FAIRFIELD (11/19/16)
6	HENSON, COREY	AT MASSACHUSETTS (11/30/16)
6	COOPER, JOJO	AT AMERICAN (11/22/16)
STEALS		
4	CAREY, MICHAEL	AT UCONN (11/11/16)
3	COOPER, JOJO	VS FAIRFIELD (11/19/16)
3	LIGGEONS, DEVIN	AT UMASS LOWELL (11/14/16)
BLOCKED SHOTS		
3	AAMAN, MIKE	VS RIDER (11/26/16)
2	SUMBRY, AJ	AT AMERICAN (11/22/16)
2	AAMAN, MIKE	AT AMERICAN (11/22/16)
2	SUMBRY, AJ	AT UCONN (11/11/16)
TURNOVERS		
8	CAREY, MICHAEL	VS FAIRFIELD (11/19/16)
6	HENSON, COREY	AT MASSACHUSETTS (11/30/16)
6	COOPER, JOJO	AT UMASS LOWELL (11/14/16)
FOULS		
5	FRANCIS, BLAKE	VS MONMOUTH (12/6/16)
5	SUMBRY, AJ	VS MONMOUTH (12/6/16)
5	SUMBRY, AJ	VS RIDER (11/26/16)
5	AAMAN, MIKE	VS FAIRFIELD (11/19/16)
5	SUMBRY, AJ	VS FAIRFIELD (11/19/16)
5	SCOTT, SHACK	AT UMASS LOWELL (11/14/16)
5	LIGGEONS, DEVIN	AT UMASS LOWELL (11/14/16)
MINUTES		
45	CAREY, MICHAEL	VS FAIRFIELD (11/19/16)
44	COOPER, JOJO	VS FAIRFIELD (11/19/16)
40	CAREY, MICHAEL	AT MASSACHUSETTS (11/30/16)
40	HENSON, COREY	AT MASSACHUSETTS (11/30/16)
39	COOPER, JOJO	VS RIDER (11/26/16)

## 2016-17 WAGNER TEAM GAME HIGHS

POINTS		
76		at UMass Lowell (11/14/16)
73		at AMERICAN (11/22/16)
71		MONMOUTH (12/6/16)
67		RIDER (11/26/16)
67		at UCONN (11/11/16)
FIELD GOALS MADE		
27		at AMERICAN (11/22/16)
25		MONMOUTH (12/6/16)
FIELD GOAL ATTEMPTS		
61		RIDER (11/26/16)
61		at UMass Lowell (11/14/16)
FIELD GOAL PERCENTAGE		
.500	27-54	at AMERICAN (11/22/16)
.465	20-43	at Massachusetts (11/30/16)
3 PT FIELD GOALS MADE		
9		FAIRFIELD (11/19/16)
9		at UCONN (11/11/16)
3 PT FG ATTEMPTS		
26		at UMass Lowell (11/14/16)
25		at UCONN (11/11/16)
3 PT FG PERCENTAGE		
.409	9-22	FAIRFIELD (11/19/16)
.375	3-8	at AMERICAN (11/22/16)
FREE THROWS MADE		
25		at UMass Lowell (11/14/16)
18		at UCONN (11/11/16)
FREE THROW ATTEMPTS		
37		at UMass Lowell (11/14/16)
24		at AMERICAN (11/22/16)
FREE THROW PERCENTAGE		
.783	18-23	at UCONN (11/11/16)
.700	14-20	MONMOUTH (12/6/16)
REBOUNDS		
45		at UMass Lowell (11/14/16)
38		at AMERICAN (11/22/16)
38		FAIRFIELD (11/19/16)
ASSISTS		
14		at AMERICAN (11/22/16)
13		at UCONN (11/11/16)
STEALS		
10		at UMass Lowell (11/14/16)
9		RIDER (11/26/16)
BLOCKED SHOTS		
4		RIDER (11/26/16)
4		at AMERICAN (11/22/16)
TURNOVERS		
21		at UMass Lowell (11/14/16)
19		at Massachusetts (11/30/16)
19		FAIRFIELD (11/19/16)
FOULS		
31		at UMass Lowell (11/14/16)
27		MONMOUTH (12/6/16)






## 2016-17 OPPONENT INDIVIDUAL HIGHS

POINTS		
33	ROBINSON, JUSTIN VS MONMOUTH (12/6/16)	
24	NELSON, SA'EED AT AMERICAN (11/22/16)	
23	NELSON, TYLER VS FAIRFIELD (11/19/16)	
20	WHITE, ISAAC AT UMASS LOWELL (11/14/16)	
19	ANDERSON, C.J. AT MASSACHUSETTS (11/30/16)	
19	GASPERINI, MARK AT AMERICAN (11/22/16)	
19	LARRIER, TERRY AT UCONN (11/11/16)	
FIELD GOALS MADE		
8	ROBINSON, JUSTIN VS MONMOUTH (12/6/16)	
8	ANDERSON, C.J. AT MASSACHUSETTS (11/30/16)	
8	GASPERINI, MARK AT AMERICAN (11/22/16)	
FIELD GOAL ATT		
17	NELSON, TYLER VS FAIRFIELD (11/19/16)	
15	JONES, DELANTE AT AMERICAN (11/22/16)	
15	ADAMS, JALEN AT UCONN (11/11/16)	
FG PCT (MIN 5 MADE)		
.833	5-6	MARSHALL, TYERE VS RIDER (11/26/16)
.750	6-8	THOMAS, JAHAD AT UMASS LOWELL (11/14/16)
3-POINT FG MADE		
6	ROBINSON, JUSTIN VS MONMOUTH (12/6/16)	
4	LIVINGSTON, TYLER AT UMASS LOWELL (11/14/16)	
3-POINT FG ATT		
8	ROBINSON, JUSTIN VS MONMOUTH (12/6/16)	
7	SEABORN, MICAH VS MONMOUTH (12/6/16)	
7	PIPKINS, LUWANE AT MASSACHUSETTS (11/30/16)	
7	WASHINGTON, JAMES AT AMERICAN (11/22/16)	
7	LARRIER, TERRY AT UCONN (11/11/16)	
3-PT FG PCT (MIN 2 MADE)		
.800	4-5	LIVINGSTON, TYLER AT UMASS LOWELL (11/14/16)
.750	6-8	ROBINSON, JUSTIN VS MONMOUTH (12/6/16)
.750	3-4	ANDERSON, C.J. AT MASSACHUSETTS (11/30/16)
FREE THROWS MADE		
13	HARRIS, MATT AT UMASS LOWELL (11/14/16)	
11	ROBINSON, JUSTIN VS MONMOUTH (12/6/16)	
FREE THROW ATT		
14	ROBINSON, JUSTIN VS MONMOUTH (12/6/16)	
13	HARRIS, MATT AT UMASS LOWELL (11/14/16)	
FT PCT (MIN 3 MADE)		
1.000	13-13	HARRIS, MATT AT UMASS LOWELL (11/14/16)
1.000	10-10	WHITE, ISAAC AT UMASS LOWELL (11/14/16)
1.000	6-6	COBB, CURTIS VS FAIRFIELD (11/19/16)
1.000	4-4	BRADY, CHRIS VS MONMOUTH (12/6/16)
1.000	4-4	TAYLOR, JIMMIE VS RIDER (11/26/16)
1.000	3-3	VAUGHN, DIMENCIO VS RIDER (11/26/16)
REBOUNDS		
11	VAUGHN, DIMENCIO VS RIDER (11/26/16)	
8	HINES, MALIK AT MASSACHUSETTS (11/30/16)	
8	GASPERINI, MARK AT AMERICAN (11/22/16)	
ASSISTS		
6	SEGURA, JEROME VS FAIRFIELD (11/19/16)	
5	JORDAN, STEVIE VS RIDER (11/26/16)	
5	ADAMS, JALEN AT UCONN (11/11/16)	
STEALS		
4	THOMAS, JAHAD AT UMASS LOWELL (11/14/16)	
3	ROBINSON, JUSTIN VS MONMOUTH (12/6/16)	
3	PIPKINS, LUWANE AT MASSACHUSETTS (11/30/16)	
3	SEGURA, JEROME VS FAIRFIELD (11/19/16)	
BLOCKED SHOTS		
3	KASIBABU, JONATHAN VS FAIRFIELD (11/19/16)	
2	THOMAS, KAHLIL VS RIDER (11/26/16)	
TURNOVERS		
7	SEGURA, JEROME VS FAIRFIELD (11/19/16)	
5	THOMAS, JAHAD AT UMASS LOWELL (11/14/16)	
FOULS		
5	HORNBEAK, JE'LON VS MONMOUTH (12/6/16)	
5	LIVINGSTON, TYLER AT UMASS LOWELL (11/14/16)	

## 2016-17 WAGNER TEAM GAME LOWS

POINTS		
55		AT MASSACHUSETTS (11/30/16)
64		FAIRFIELD (11/19/16)
67		AT UCONN (11/11/16)
67		RIDER (11/26/16)
71		MONMOUTH (12/6/16)
FIELD GOALS MADE		
20		AT UCONN (11/11/16)
20		AT MASSACHUSETTS (11/30/16)
FIELD GOAL ATTEMPTS		
43		AT MASSACHUSETTS (11/30/16)
53		AT UCONN (11/11/16)
FIELD GOAL PERCENTAGE		
.361	22-61	AT UMASS LOWELL (11/14/16)
.377	20-53	AT UCONN (11/11/16)
3 PT FIELD GOALS MADE		
3		AT AMERICAN (11/22/16)
5		AT MASSACHUSETTS (11/30/16)
3 PT FG ATTEMPTS		
8		AT AMERICAN (11/22/16)
16		AT MASSACHUSETTS (11/30/16)
3 PT FG PERCENTAGE		
.269	7-26	AT UMASS LOWELL (11/14/16)
.292	7-24	MONMOUTH (12/6/16)
FREE THROWS MADE		
7		FAIRFIELD (11/19/16)
10		AT MASSACHUSETTS (11/30/16)
FREE THROW ATTEMPTS		
14		FAIRFIELD (11/19/16)
19		RIDER (11/26/16)
FREE THROW PERCENTAGE		
.476	10-21	AT MASSACHUSETTS (11/30/16)
.500	7-14	FAIRFIELD (11/19/16)
REBOUNDS		
31		AT MASSACHUSETTS (11/30/16)
33		RIDER (11/26/16)
ASSISTS		
10		RIDER (11/26/16)
11		AT UMASS LOWELL (11/14/16)
11		MONMOUTH (12/6/16)
STEALS		
1		AT MASSACHUSETTS (11/30/16)
6		AT UCONN (11/11/16)
6		FAIRFIELD (11/19/16)
6		AT AMERICAN (11/22/16)
6		MONMOUTH (12/6/16)
BLOCKED SHOTS		
0		AT MASSACHUSETTS (11/30/16)
1		FAIRFIELD (11/19/16)
TURNOVERS		
10		AT AMERICAN (11/22/16)
12		AT UCONN (11/11/16)
12		RIDER (11/26/16)
FOULS		
16		AT UCONN (11/11/16)
16		AT MASSACHUSETTS (11/30/16)



THE LAST TIME....	THE LAST TIME....
<p><b>THE SEAHAWKS WON BY 30 POINTS...</b> Wagner beat Central Connecticut, 85-55 (1/31/15).</p> <p><b>THE SEAHAWKS LOST BY 30 POINTS...</b> Creighton beat Wagner, 87-54 (3/19/16).</p> <p><b>THE SEAHAWKS SCORED 100 POINTS AND LOST...</b> Manhattan beat Wagner, 108-106 (1/11/78)</p> <p><b>THE SEAHAWKS SHOT 60 PERCENT FROM THE FIELD...</b> Wagner shot 61.4 (35-for-57) vs. Central Connecticut (2/14/13)</p> <p><b>THE SEAHAWKS SHOT 100 PERCENT FROM THE LINE...</b> Wagner shot 100.0 percent (20-for-20) vs. Air Force (12/29/11)</p> <p><b>THE SEAHAWKS SHOT LOWER THAN 30 PERCENT FROM THE FIELD...</b> Wagner shot 27.9 percent (17-for-61) @ Creighton (3/19/2016)</p> <p><b>THE SEAHAWKS MADE NO 3'S IN A GAME...</b> Wagner was held without a three-pointer vs. Mount St. Mary's (2/28/04) (0-for-13)</p> <p><b>LAST TIME WAGNER SCORED 80+ POINTS...</b> WAGNER 81, LIU Brooklyn 65 (3/5/16)</p> <p><b>LAST TIME WAGNER ALLOWED 80+ POINTS...</b> Monmouth 81, Wagner 71 (12/6/16)</p> <p><b>LAST TIME WAGNER SCORED 90+ POINTS...</b> WAGNER 94, Fairleigh Dickinson 84 (2/18/16)</p> <p><b>LAST TIME WAGNER SCORED 100+ POINTS...</b> WAGNER 102, Coppin State 87 (11/18/13)</p> <p><b>LAST TIME WAGNER ALLOWED 90+ POINTS...</b> WAGNER 68, Robert Morris 91 (3/4/15)</p> <p><b>LAST TIME WAGNER PLAYED IN OVERTIME...</b> November 19, 2016: Fairfield 70, WAGNER 65</p> <p><b>LAST TIME WAGNER PLAYED IN OVERTIME AND WON...</b> February 14, 2015: Fairleigh Dickinson 79, WAGNER 83</p> <p><b>LAST TIME WAGNER PLAYED IN OVERTIME AND LOST...</b> November 19, 2016: Fairfield 70, WAGNER 65</p> <p><b>LAST TIME WAGNER PLAYED IN DOUBLE OVERTIME...</b> January 5, 2015: Mount St. Mary's 83, WAGNER 85</p> <p><b>LAST TIME WAGNER PLAYED IN DOUBLE OVERTIME AND WON...</b> January 5, 2015: Mount St. Mary's 83, WAGNER 85</p> <p><b>LAST TIME WAGNER PLAYED IN DOUBLE OVERTIME AND LOST..</b> January 27, 2002: WAGNER 85, Quinnipiac 87</p>	<p><b>A SEAHAWK SCORED 50 POINTS IN A GAME....</b> Hasn't happened in program history</p> <p><b>A SEAHAWK SCORED 40 POINTS IN A GAME....</b> Terrance Bailey scored 46 at Marist (2/1/86)</p> <p><b>A SEAHAWK SCORED 30 POINTS IN A GAME...</b> Marcus Burton scored 38 vs. Mount St. Mary's (1/5/15)</p> <p><b>A SEAHAWK SCORED 20-25 POINTS IN A GAME...</b> Michael Carey scored 22 @ American (11/22/16)</p> <p><b>A SEAHAWK GRABBED 25 REBOUNDS IN A GAME...</b> Charles West grabbed 27 vs. Upsala (1957)</p> <p><b>A SEAHAWK GRABBED 20 REBOUNDS IN A GAME...</b> Mike Aaman grabbed 23 vs. Fairleigh Dickinson (2/14/15)</p> <p><b>A SEAHAWK GRABBED 15 OR MORE REBOUNDS IN A GAME...</b> Michael Carey grabbed 17 rebounds vs. Robert Morris (2/27/16)</p> <p><b>A SEAHAWK RECORDED A DOUBLE-DOUBLE...</b> Mike Aaman scored 13 points and grabbed 10 rebounds vs. Rider (11/26/16)</p> <p><b>A SEAHAWK SCORED 20 POINTS AND GRABBED 20 REBOUNDS IN A GAME...</b> Mike Aaman scored 20 points and grabbed 23 rebounds vs. Fairleigh Dickinson (2/14/15)</p> <p><b>A SEAHAWK HAD 10 ASSISTS IN A GAME....</b> JoJo Cooper dished out 11 assists @ Bryant (2/13/16).</p> <p><b>A SEAHAWK HAD 5 STEALS IN A GAME...</b> Kenneth Ortiz had 7 steals vs. Bryant (2/16/14)</p> <p><b>A SEAHAWK HAD 5 BLOCKS IN A GAME....</b> Mike Aaman had 5 blocks vs. Robert Morris (3/2/16)</p> <p><b>A SEAHAWK HAD 10 OR MORE FIELD GOALS MADE IN A GAME...</b> Michael Carey had 12 made field goals vs. LIU Brooklyn (3/5/16)</p> <p><b>A SEAHAWK HAD 20 OR MORE FIELD GOAL ATTEMPTS IN A GAME...</b> Michael Carey had 20 vs. Fairfield (11/19/16)</p> <p><b>A SEAHAWK HAD 5 MADE THREE-POINTERS IN A GAME...</b> Romone Saunders had seven made three-pointers at Bryant (2/13/16)</p> <p><b>A SEAHAWK HAD 10 THREE-POINT FIELD GOAL ATTEMPTS IN A GAME...</b> Corey Henson had 10 three-point field goal attempts @ UMass Lowell (11/14/16)</p> <p><b>A SEAHAWK HAD 10 MADE FREE-THROWS IN A GAME....</b> Corey Henson made 11 free-throws vs. Maine (11/21/15)</p> <p><b>A SEAHAWK HAD 15 FREE-THROW ATTEMPTS IN A GAME...</b> Mike Aaman had 18 free-throw attempts vs. Fairleigh Dickinson (2/14/15).</p>



# 2016-17 WAGNER COLLEGE MEN'S BASKETBALL GAME NOTES

GAME 8: MORGAN STATE UNIVERSITY BEARS | BALTIMORE, MD | DECEMBER 10, 2016

AP Top 25 (Week 5)			
RK	TEAM	RECORD	PTS
1	Villanova (57)	8-0	1,613
2	UCLA (2)	9-0	1,478
3	Kansas	7-1	1,458
4	Baylor (6)	8-0	1,437
5	Duke	8-1	1,389
6	Kentucky	7-1	1,274
7	North Carolina	8-1	1,234
8	Gonzaga	8-0	1,198
9	Indiana	7-1	1,103
10	Creighton	8-0	1,003
11	Louisville	7-1	901
12	Saint Mary's	6-0	899
13	Xavier	7-1	784
14	Virginia	7-1	758
15	West Virginia	6-1	729
16	Butler	8-0	691
17	Wisconsin	7-2	655
18	Purdue	6-2	485
19	South Carolina	8-0	476
20	Arizona	6-2	320
21	Florida	7-1	285
22	Cincinnati	7-1	258
23	Notre Dame	8-0	197
24	Oregon	7-2	175
25	Iowa State	5-2	95

**OTHERS RECEIVING VOTES:** Syracuse 45, USC 43, Ohio State 40, TCU 33, Florida State 18, Virginia Tech 11, California 10, Maryland 9, Valparaiso 7, Wichita St 5, Michigan State 3, Temple 3, UNC Wilmington 1, Minnesota 1, Fort Wayne 1

**DROPPED FROM RANKINGS:** Rhode Island 21, Syracuse 22

\* Indicates 2016-17 Opponent \*

USA Today Coaches Poll (Week 5)			
RK	TEAM	RECORD	PTS
1	Villanova (28)	8-0	796
2	UCLA (1)	9-0	715
3	Kansas (1)	7-1	709
4	Duke (2)	8-1	700
5	North Carolina	8-1	636
6	Baylor	8-0	629
7	Kentucky	7-1	620
8	Gonzaga	8-0	607
9	Indiana	7-1	528
10	Creighton	8-0	494
11	Saint Mary's	6-0	434
12	Virginia	7-1	421
13	Louisville	7-1	396
14	Xavier	7-1	392
15	Butler	8-0	349
16	West Virginia	6-1	315
17	Wisconsin	7-2	270
18	South Carolina	8-0	261
19	Purdue	6-2	245
20	Arizona	6-2	178
21	Florida	7-1	121
22	Notre Dame	8-0	111
23	Cincinnati	7-1	107
24	Oregon	7-2	91
25	Iowa State	5-2	64

**OTHERS RECEIVING VOTES:** Syracuse 48, Maryland 42, TCU 21, USC 15, Ohio State 14, Rhode Island 11, Texas A&M 8, Virginia Tech 7, Oklahoma State 7, Colorado 7, Florida State 7, Arkansas 6, California 6, Wichita St 5, Michigan State 4, Fort Wayne 1, Valparaiso 1, UCF 1

**DROPPED FROM RANKINGS:** Maryland 22, Syracuse 24, Rhode Island 25

\* Indicates 2016-17 Opponent\*

## CollegeInsider.com Men's Mid-Major Top-25 Poll (Dec.5)

		RECORD	POINTS	PREVIOUS	CONFERENCE
1.	Gonzaga (26)	8-0	770	1	West Coast
2.	Saint Mary's (5)	6-0	748	2	West Coast
3.	Valparaiso	7-1	696	3	Horizon
4.	Wichita State	7-2	692	4	Missouri Valley
5.	UNCW	7-1	649	5	Colonial
6.	Fort Wayne	7-2	566	7	Horizon
7.	UT Arlington	6-3	530	11	Sun Belt
8.	Chattanooga	6-2	502	8	Southern
9.	ETSU	7-1	474	9	Southern
10.	<b>Monmouth</b>	<b>6-2</b>	<b>473</b>	<b>10</b>	<b>Metro Atlantic</b>
11.	Ohio	5-1	447	6	Mid-American
12.	Oakland	8-1	386	25	Horizon
13.	Illinois State	4-2	368	13	Missouri Valley
14.	Belmont	3-3	338	18	Ohio Valley
15.	BYU	5-3	297	14	West Coast
16.	Florida Gulf Coast	5-3	295	19	Atlantic Sun
17.	Tennessee State	7-1	278	17	Ohio Valley
18.	New Mexico State	7-2	212	NR	Western Athletic
19.	Loyola (Chicago)	7-2	183	NR	Missouri Valley
20.	UL Lafayette	6-2	138	NR	Sun Belt
21.	Arkansas State	7-2	129	20	Sun Belt
22.	Akron	6-2	126	21	Mid-American
23.	Elon	6-2	105	23	Colonial
24.	North Dakota State	6-3	83	22	Summit
25.	Utah Valley	5-2	77	24	WAC

**OTHERS RECEIVING VOTES:** Northern Iowa 65, Vermont 49, Princeton 39, South Alabama 36, Stephen F Austin 35, Eastern Michigan 33, Yale 31, UMBC 25, Central Michigan 22, Hofstra 20, San Francisco 18, Eastern Washington 17, Charleston 17, Little Rock 14, Iona 12, Texas A&M Corpus Christi 12, South Dakota 10, UC Irvine 10, UT Martin 10, Harvard 9, Winthrop 8, Lehigh 7, UNC Asheville 6, CSU Bakersfield 5, Grand Canyon 5, Albany 2, Siena 2, Buffalo 1, Bucknell 1, UMKC 1, UNC Greensboro 1.\*  
indicates 2016-17 opponent \*

## ALL-TIME REC. VS. 16-17 OPPONENTS

School	Record	Last Meeting	Result
@ Connecticut	1-5	Nov. 11, 2016	Won, 67-58
@ UMass Lowell	1-1	Nov. 14, 2016	Lost, 87-76
FAIRFIELD	1-5	Nov. 19, 2016	Lost, 70-64 (ot)
@ American	7-6	Nov. 22, 2016	Won, 73-65
RIDER	5-18	Nov. 26, 2016	Lost, 70-67
@ Massachusetts	0-1	Nov. 30, 2016	Lost, 62-55
MONMOUTH	26-35	Dec. 6, 2016	Lost, 81-71
@ Morgan State	1-0	Dec. 2, 2015	Won, 62-61
@ Providence	0-3	Dec. 29, 1988	Lost, 93-58
STATEN ISLAND	12-3	Nov. 28, 2015	Won, 83-59
Bryant	8-4	Feb. 13, 2016	Won, 79-55
Central Connecticut	23-19	Feb. 20, 2016	Won, 83-57
Fairleigh Dickinson	52-51	Mar. 7, 2016	Lost, 87-79
LIU Brooklyn	45-57	Mar. 5, 2016	Won, 81-65
Mount St. Mary's	35-20	Feb. 6, 2016	Won, 72-51
Robert Morris	26-43	Mar. 2, 2016	Won, 59-50
Sacred Heart	20-14	Jan. 24, 2016	Lost, 67-58
Saint Francis U	33-33	Feb. 25, 2016	Won, 69-54
St. Francis Brooklyn	41-50	Jan. 28, 2016	Won, 83-59



wagnerathletics.com



wagnerathletics



Wagner Athletics



@wagnerathletics



@wagnerathletics

A full-page photograph of Coach Mason, a Black man, wearing a dark blue suit, a light-colored striped shirt, and a grey patterned tie. He is raising his right hand in a celebratory gesture, with his index and middle fingers extended. The background is a blurred crowd of spectators in a stadium.

## COACH MASON HIGHLIGHTS

- 2015-16 JIM PHILLAN NORTHEAST CONFERENCE (NEC) COACH OF THE YEAR.
- FINALIST FOR THE 2016 BEN JOBE AWARD, PRESENTED ANNUALLY TO THE TOP MINORITY COACH IN DIVISION I MEN'S BASKETBALL FOR THE SECOND TIME IN HIS CAREER.
- STEERED THE SEAHAWKS TO THEIR SECOND-EVER NEC REGULAR SEASON TITLE.
- BECAME THE FIRST WAGNER HEAD COACH TO LEAD THE PROGRAM TO A POSTSEASON VICTORY, A 79-75 ROAD WIN OVER NO. 1 SEED ST. BONAVENTURE, IN THE FIRST ROUND OF THE 2016 NATIONAL INVITATIONAL TOURNAMENT (NIT).
- FINISHED THE YEAR WITH A 23-11 RECORD, THE SEVENTH 20-WIN SEASON IN PROGRAM HISTORY.
- TOP-RANKED SCORING DEFENSE (63.6) AND FIELD-GOAL PERCENTAGE DEFENSE (.406) IN THE CONFERENCE.

1

NEC  
Coach of the Year

7

All-NEC  
Selections

Bashir  
**MASON**

»Head Coach

»Fifth Season

»Drexel, 2007



## HEAD COACH BASHIR MASON

In 2016-17, Bashir Mason enters his fifth season at the helm of the Wagner College men's basketball team.

During his tenure, Mason has led the Seahawks to three top-four finishes in the Northeast Conference (NEC) standings, including the program's second-ever regular season title in 2016. Additionally, he guided the program to its third-ever National Invitational Tournament (NIT) appearance in 2016.

The 32-year old Mason, who is the second-youngest Division I head coach in the nation (Tennessee State's Dana Ford is the youngest), was named the 18th head men's basketball coach in school history on March 26, 2012 and is the Seahawks' seventh head coach since the program moved to Division I status in 1976-77.

Before accepting the head coaching spot, Mason served two seasons as an assistant coach under Dan Hurley, who took the head coaching position at the University of Rhode Island on March 20, 2012.

### **MASON BECAME THE FIRST WAGNER HEAD COACH TO LEAD THE PROGRAM TO A POSTSEASON VICTORY, A 79-75 ROAD WIN OVER NO. 1 SEED ST. BONAVENTURE, IN THE FIRST ROUND OF THE 2016 NATIONAL INVITATIONAL TOURNAMENT (NIT).**



A year ago, Mason guided the Seahawks to one of the most successful seasons in program history, a 23-11 record, the seventh 20-win season in program history and first since 2012 when he was an assistant on the Wagner sidelines under Hurley (25-6). The 2015-16



Jim Phelan Northeast Conference (NEC), Coach of the Year steered the Seahawks to their second-ever NEC regular season title and became the program's first head coach to lead Wagner to a postseason victory, an impressive 79-75 road win over No. 1 seed St. Bonaventure in the first round of the 2016 National Invitational Tournament (NIT).

For his efforts, Mason was a finalist for the prestigious Ben Jobe Award, given to the top minority coach in Division for the second time in his career.

In receiving NEC Coach of the Year honors, Mason became the third Wagner head coach to garner the award, joining Dereck Whittenburg (2002-03) and Tim Capstraw (1991-92).

Mason's squad built the NEC's top-ranked scoring defense (63.6) and field goal percentage defense (.406) while limiting the opposition to under 60 points 11 times, nine of which came in league play.



## HEAD COACH BASHIR MASON

Mason has coached numerous all-conference selections at Wagner, including current guards, senior Michael Carey and junior Corey Henson, each of whom earned All-NEC Second-Team honors, All-NEC Tournament Team accolades while being named to the National Association of Basketball Coaches' (NABC) First and Second Team, respectively.

In 2014-15, Mason brought in seven newcomers, which was Wagner's largest incoming class since the 2004-2005 season, and blended them with a core of veterans headlined by senior guard Marcus Burton ('15). After primarily coming off the bench in 2013-14, the 6'0" guard flourished as a starter in his final season, as he finished second in the NEC in scoring at 17.5 points per game while becoming the 42nd member of the Seahawks' 1,000 point-scoring club.



## AT 32 YEARS OLD, MASON IS CURRENTLY THE SECOND-YOUNGEST HEAD BASKETBALL COACH IN DIVISION I, BEHIND TENNESSEE STATE'S DANA FORD.

Named to the NEC First Team and the All-Metropolitan Basketball Writers Association (MBWA) Third Team, Burton became the third player under Mason to garner MBWA accolades, and first since Jonathon Williams ('13) did so in 2013.

At 29 years old, Mason proved that age is just a number as he guided Wagner to a 19-12 record in 2012-13, which included 12 conference victories in his first season at the helm. Among the 19 wins, which set a school record for a first-year coach, was a 63-53 win over an SMU squad coached by Hall of Famer, Larry Brown. The swarming Seahawk defense paced the league in field goal percentage defense and blocked shots that year while ranking among the top-four in the NEC in all ten defensive categories.

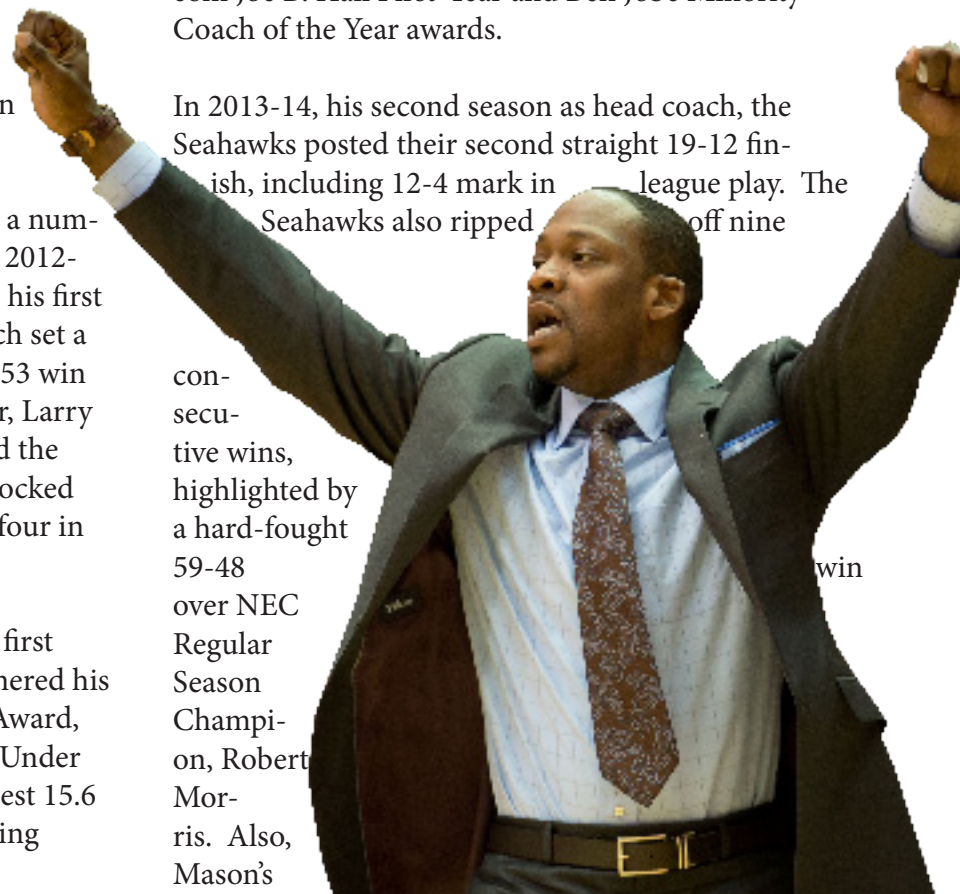
Spearheading the defensive attack in Mason's first year was guard Kenneth Ortiz ('14), who garnered his second straight Defensive Player of the Year Award, while also earning NEC Third-Team honors. Under Mason's tutelage, Williams averaged a team-best 15.6 points and 6.4 rebounds game while blossoming

into an NEC Second Team selection. For

his efforts, Mason was a finalist for the CollegeInsider.com Joe B. Hall First-Year and Ben Jobe Minority Coach of the Year awards.

In 2013-14, his second season as head coach, the Seahawks posted their second straight 19-12 finish, including 12-4 mark in league play. The Seahawks also ripped off nine

consecutive wins, highlighted by a hard-fought 59-48 over NEC Regular Season Champion, Robert Morris. Also, Mason's





## HEAD COACH BASHIR MASON

bunch delivered a 73-61 victory at home over the Bryant University Bulldogs in the Seahawks first-ever appearance on CBS Sports Network, played in front of 2,027 fans at the Spiro Sports Center.

velopment. Under his guidance, R.J. Hall was tabbed to the Metro Atlantic Athletic Conference (MAAC) All-Rookie Team in 2008-2009.

## MASON IS THE REIGNING JIM PHELAN NORTHEAST CONFERENCE (NEC) COACH OF THE YEAR.

Under the defensive-minded Mason's watch, Wagner ranked fourth nationally in blocks per game (6.5), 12th in field goal percentage defense (.391) and 14th in three-point field goal percentage defense (.300,) while ranking first among all NEC teams in seven different categories and second in three others.

Mason helped Ortiz develop into the first-ever three-time NEC Defensive Player of the Year winner while center Naofall Folahan ('14) set all-time blocked shot records for a single-game (10), single-season (89) career (230). Mason also oversaw the progression of guard Latif Rivers ('14), who became just the program's 13th 1,500-point scorer.

In his first season as an assistant, in 2010-11, the Green & White saw an eight-win improvement from the previous campaign. Murray earned First-Team All-NEC accolades after averaging 16.9 points per game while being the first Seahawk to earn first-team honors since the duo of Mark Porter ('08) and Durell Vinson ('08) were each honored following the 2007-2008 campaign.

In his second season as a Seahawk assistant coach in 2011-2012, Mason helped the Seahawks to a school-record 25 victories and was instrumental in developing one of the conference's top guard units. Tyler Murray ('12) and Rivers were each named to the NEC Second Team while Ortiz won the first of his three NEC Defensive Player of the Year citations.

Since Mason's arrival as an assistant for the 2010-11 season, Wagner is 109-78 (.583 winning percentage), including a 69-37 (.651 winning percentage) mark in league action.

Mason came to Wagner from Marist College, where he spent two seasons as an assistant coach, with responsibilities including recruiting and guard de-

He began his coaching career at his high school alma mater, St. Benedict's Prep of Newark under Hurley, during the 2007-2008 season. As coach of the school's prep team, the Gray Bees won the New Jersey State Prep A Title.

During his tenure at St. Benedict's Prep, Mason coached a plethora of players that would go on to earn Division I scholarships: Myles Davis (Xavier), Chris Gaston (Fordham), Dwan McMillan (Hofstra), Mark



## HEAD COACH BASHIR MASON

Robertson (UMES), Zack Rosen (Pennsylvania) and Tavon Sledge (Iona).

Following a standout playing career at St. Benedict's under Hurley, Mason played collegiately for Drexel under James "Bruiser" Flint from 2003-2007, where he scored 1,126 career points while averaging 9.4 points and 3.9 assists per contest.

At Drexel, Mason was a four-year starter for the Dragons, anchoring the team from his point guard position. In addition to scoring more than 1,000 points while dishing out nearly 500 assists, Mason's calling card was defense. The first four-time member of the Colonial Athletic Association (CAA) All-Defensive Team, he also became the first player in league history to be named Defensive Player of the Year as a freshman following the 2003-2004 season.

As a senior, Mason led the Dragons to wins over Saint Joseph's, Villanova, Syracuse and Temple en route to a 23-9 record and a berth in the National Invitational Tournament (NIT). He also provided a flair for the dramatic, hitting a running 35-footer at the buzzer to defeat Virginia Commonwealth (VCU) as a sophomore, garnering top billing on ESPN Sportscenter's Top-10 plays for the night.

Mason led Drexel in assists and steals in all four of his season and graduated second on the Dragons' all-time steals list (226) and fourth on its all-time assists list (471).

In 2007, Mason graduated from Drexel with a Bachelor's Degree in Sports Management. After earning a Master's Degree of Science in Education from Wagner in December of 2013, he was lauded by his alma mater with inclusion in the Drexel Magazine's '40 Under 40' list.

Mason resides in the Grymes Hills section of Staten Island.

### MASON CAREER ACCOLADES

2015-16: Jim Phelan Northeast Conference (NEC) Coach of the Year  
2015-16 Northeast Conference (NEC) Regular Season Champions  
Finalist for the Ben Jobe Minority Coach of the Year Award

2012-13: Finalist for the Joe B. Hall National Coach of the Year Award  
Finalist for the Ben Jobe Minority Coach of the Year Award

#### MASON COACHING RECORD

School	Title	Year	Overall Rec	Conf.	Notes
Marist	Assistant Coach	2008-09	10-23	4-14	
Marist	Assistant Coach	2009-10	1-29	1-17	
Wagner	Assistant Coach	2010-11	13-17	9-9	No. 6 seed in NEC Tournament
Wagner	Assistant Coach	2011-12	25-6	15-3	No. 2 seed/NEC Semifinals
Wagner	Head Coach	2012-13	19-12	12-6	No. 2 seed in NEC Tournament
Wagner	Head Coach	2013-14	19-12	12-4	No. 2 seed in NEC Tournament
Wagner	Head Coach	2014-15	10-20	8-10	No. 7 seed in NEC Tournament
Wagner	Head Coach	2015-16	23-11	13-5	No. 1 seed in NEC Tournament
Wagner	Head Coach	2016-17	2-5	---	
<b>TOTAL</b>			<b>122-135</b>	<b>74-68</b>	
<b>TOTAL AS HEAD COACH</b>			<b>Five Years</b>	<b>73-60</b>	<b>45-25</b>





# HEAD COACH BASHIR MASON

MASON'S RECORD VS. ALL OPPONENTS		
OPPONENT	W	L
ALBANY	0	1
AMERICAN	2	0
BRYANT	4	3
CENTRAL CONNECTICUT	7	3
CHESTNUT HILL	1	0
CINCINNATI	0	1
COLUMBIA	0	1
CONNECTICUT	1	0
COPPIN STATE	2	0
CREIGHTON	0	1
DELAWARE STATE	0	1
FAIRLEIGH DICKINSON	7	2
FAIRFIELD	1	1
GEORGE MASON	0	1
HOFSTRA	1	1
ILLINOIS-CHICAGO	0	1
LAFAYETTE	0	2
LA SALLE	0	1
LIU BROOKLYN	7	3
MAINE	1	1
MARYLAND	0	1
MASSACHUSETTS	0	1
MONMOUTH	3	3
MORGAN STATE	1	0
MOUNT ST. MARY'S	6	3
NC CENTRAL	1	0
OLD WESTBURY	1	0
PENNSYLVANIA	3	0
PENN STATE	0	1
PRINCETON	1	0
PROVIDENCE	0	0
QUINNIPIAC	0	1
RIDER	1	3
ROBERT MORRIS	4	5
SACRED HEART	5	2
SAINT FRANCIS U.	5	2
SANTA CLARA	0	1
SETON HALL	0	1
STETSON	1	0
STATEN ISLAND	1	0
ST. BONAVENTURE	1	1
ST. FRANCIS BROOKLYN	2	5
ST. JOHN'S	0	2
SOUTHERN METHODIST	1	0
SYRACUSE	0	1
TEMPLE	0	1
UMASS LOWELL	1	1
VERMONT	1	1

RECORD BREAKDOWN	
CAREER	
Overall	73-60
Conference	45-25
Home	42-18
Away	29-40
Neutral	2-1
BY MONTH	
November	11-17
December	11-14
January	23-13
February	20-12
March	7-5
VS. CONFERENCES	
America East	3-4
American Athletic	2-2
Atlantic 10	1-4
ACC	0-1
Atlantic Sun	1-0
Big East	0-4
Big Ten	0-2
Colonial Athletic	1-1
Horizon League	0-1
Ivy League	4-1
Metro Atlantic Athletic	5-8
Mid Eastern Athletic	4-1
Northeast	45-25
Patriot League	2-2
West Coast	0-1
Non-Division I	3-0

MASON'S MILESTONE COLLEGIATE VICTORIES		
NO	DATE	SCORE
1	11.24.12	Wager 38, NCCU 36
10	1.24.13	Wagner 52, @ Mount 50
15	2.16.13	Wagner 89, Bryant 75
20	11.12.13	Wagner 75, Chestnut Hill 67
30	2.6.14	Wagner 75, FDU 68
40	11.29.14	Wagner 64, Penn 61
45	1.29.15	Wagner 75, Sacred Heart 64
50	11.28.15	Wagner 83, Staten Island 59
55	11.30.15	Wagner 76, UMass Lowell 62
60	1.21.16	Wagner 83 @ St. Francis Brooklyn, 59
65	2.18.16	Wagner 94 @ Fairleigh Dickinson, 74
70	3.5.16	Wagner 81 vs. LIU Brooklyn 65





# 2016-17 WAGNER COLLEGE MEN'S BASKETBALL GAME NOTES

GAME 8: MORGAN STATE UNIVERSITY BEARS | BALTIMORE, MD | DECEMBER 10, 2016



**#0 COREY HENSON**  
GUARD | JR | 6-3 | 175  
UPPER MARLBORO, MD

## 2015-16 Sophomore Season

Played in 34 games for the Seahawks, starting 31 contests... Averaged a team-leading 13.3 points per game (8th in the Northeast Conference in scoring)... Grabbed 3.0 rebounds a contest while dishing out 2.9 assists per game (12th-best in the conference) in 30.2 minutes per game... Converted on 42.8 percent from the field and an NEC-leading 40.2 percent from three-point range (74-of-184)... Ranked 7th in the circuit at the free-throw line, shooting at an 82.1 percent clip (69-of-84)... Had 23 games in which he posted double-figure scoring performances... Scored 20 or more points in five games during the year... Was the team's top scorer in 15 of the 34 games this season... Netted a career-high 25 points on the road at St. Francis Brooklyn (1/21)... Dished out a career-high seven assists two separate times (11/21 vs. Maine | 2/20 @ Central Connecticut)... In conference-only games, he poured in 12.8 ppg (18th in the league), while averaging 2.8 rebounds and dishing out 2.7 assists per league game (14th-best in the conference)... Shot 43.3 percent from the field while converting on 82.0 percent from the free-throw line (Tied for ninth in the circuit)... During league play, he ranked among the Top-10 in three-point field goal percentage at 38.8 percent, three-point field goals made (1.83 per contest)... Named to the All-Northeast Conference Second Team... Garnered National Association of Basketball Coaches (NABC) Division I District 18 First Team honors... Named to the 2015-16 NEC Winter Academic Honor Roll.

## 2014-15 Freshman Season

Appeared in all 30 games while starting in 22 including the last 13... Averaged 9.1 points (26th in the Northeast Conference/5th among NEC newcomers), 2.2 rebounds and 1.6 assists in 27.1 minutes per game... Scored in double-figures in 13 games... Tallied a career-best 18 points (7-of-12 FG, 4-of-6 3PT) against Saint Francis U. (1/22)... Was Wagner's top scorer in four contests... Finished the season shooting 75.0 percent from the free-throw line (35th among all-NEC players)... In a reserve role, averaged 10.3 points, 2.6 rebounds, and 1.3 assists... Shot 50.9 percent from the field, 40.7 from three-point range and 81.0 from the free-throw line... Named to the 2014-15 NEC Winter Academic Honor Roll.

Before Wagner: Played his prep ball at DeMatha Catholic High School under the direction of Mike Jones... Earned three varsity letters... As a senior in 2013-2014, helped the Stags to a 29-6 record including a 16-3 mark in the Washington Catholic Conference... Averaged 13.2 points per game and two three-pointers each time out for DeMatha Catholic... Notched double-figures in 20 of his 32 games, including posting six games of at least 20 points... Scored a season-high 33 against Westchester... Recorded 10.7 points each time out as a junior in 2012-2013... Played AAU ball for a DC Assault squad that was the top-ranked team in the summer of 2013... Born on May 23, 1996... Has two siblings: Jermal, Jr. and Skyy... Majoring in Business Administration.

## 16-17 SEASON HIGHS

Points	19 @ UMass Lowell (11/14/16)
Rebounds	4 @ UConn (11/11/16)
Assists	6 @ Massachusetts (11/30/16)
Steals	2 (2x), last @ American (11/22/16)
Blocks	---
FG Made	6 (2x), last @ American (11/22/16)
FG Att	17 @ UMass Lowell (11/14/16)
3PT Made	3 vs. Rider (11/26/16)
3PT Att	10 @ UMass Lowell (11/14/16)
FT Made	5 (2x), last @ Massachusetts (11/30/16)
FT Att	8 @ UMass Lowell (11/14/16)
Turnovers	6 @ Massachusetts (11/30/16)
Minutes	40 @ Massachusetts (11/30/16)

## CAREER HIGHS

Points	25 vs. St. Francis Brooklyn (1/21/16)
Rebounds	6 (3x), last vs. Robert Morris (3/2/16)
Assists	7 (2x), last @ Central Connecticut (2/20/16)
Steals	4 @ Lafayette (12/6/14)
Blocks	1 (3x), last vs. Sacred Heart (1/24/16)
FG Made	9 (3x), last vs. Fairleigh Dickinson (3/8/16)
FG Att	17 (3x), last @ UMass Lowell (11/14/16)
3PT Made	6 @ Fairfield (12/18/15)
3PT Att	11 @ Lafayette (12/6/14)
FT Made	11 vs. Maine (11/21/15)
FT Att	11 vs. Maine (11/21/15)
Turnovers	6 (2x), last @ Massachusetts (11/30/16)
Minutes	40 (2x), last @ Massachusetts (11/30/16)

## 16-17 AVERAGES

Games Played:	6
Games Started:	4
Minutes/Game:	33.3
Points/Game:	14.0
FG Pct:	38.9%
3FG Pct:	25.6%
FT Pct:	73.9%
Rebounds/Game:	1.8
Assists/Game:	3.3
Turnovers/Game:	2.7
Assist/Turnover ratio:	1.3
Steals/Game:	1.0
Blocks/game:	---

## MISCELLANEOUS

	16-17	CAREER
Double Figure Pts	6	41
20-plus Pts	---	4
Double Figure Rebs	---	---
Double-Doubles	---	---
3 or more Stls	---	6
3 or more Blks	---	---
3 or more 3PT FG	1	18
Scoring Leader	1	19
Rebounding Leader	---	---
Assists Leader	3	23
Steals Leader	2	19
Blocks Leader	---	2

Opponent	Date	gs	min	Total		3-Pointers		Free throws		Rebounds			pf	a	t/o	blk	stl	pts	avg
				fg	pct	3fg	pct	ft	pct	off	def	tot							
at UCONN	11/11/16	*	35	4-8	.500	2-6	.333	0-0	.000	1	3	4	4.0	3	2	1	0	0	10.0
at UMass Lowell	11/14/16	*	28	6-17	.353	2-10	.200	5-8	.625	1	0	1	2.5	4	4	2	0	2	19.5
FAIRFIELD	11/19/16	dnp		-	-	-	-	-	-	-	-	-	-	-	-	-	-	-	-
at AMERICAN	11/22/16		34	6-9	.667	2-4	.500	4-6	.667	0	1	1	2.0	2	3	1	0	2	18.0
RIDER	11/26/16		33	4-12	.333	3-7	.429	1-1	1.000	0	2	2	2.0	4	3	5	0	2	12.5
at Massachusetts	11/30/16	*	40	4-12	.333	1-8	.125	5-6	.833	0	2	2	2.0	1	6	6	0	0	14.0
MONMOUTH	12/6/16	*	30	4-14	.286	1-8	.125	2-2	1.000	0	1	1	1.0	2	2	1	0	0	11.0
Totals		4	200	28-72	.389	11-43	.256	17-23	.739	2	9	11	1.8	16	20	16	0	6	14.0

Games played: 6  
Minutes/game: 33.3  
Points/game: 14.0  
FG Pct: 38.9  
3FG Pct: 25.6  
FT Pct: 73.9

Rebounds/game: 1.8  
Assists/game: 3.3  
Turnovers/game: 2.7  
Assist/turnover ratio: 1.3  
Steals/game: 1.0

## CAREER STATISTICS (ALL GAMES)

			Total		3-Point		F-Throws		Rebounds											Scoring	
Season	gp-gs	min/avg	fg-fga	pct	fg-fga	pct	ft-fta	pct	off	def	tot	avg	pf	fo	ast	to	blk	stl	pts	avg	
2014-15	30-22	812/27.1	101-256	.395	41-127	.323	30-40	.750	21	45	66	2.2	75	5	47	54	2	26	273	9.1	
2015-16	34-31	1026/30.2	155-362	.428	74-184	.402	69-84	.821	21	82	103	3.0	77	2	98	61	1	39	453	13.3	
2016-17	6-4	200/33.3	28-72	.389	11-43	.256	17-23	.739	2	9	11	1.8	16	0	20	16	0	6	84	14.0	
TOTAL	70-57	2038/29.1	284-690	.412	126-354	.356	116-147	.789	44	136	180	2.6	168	7	165	131	3	71	810	11.6	





# 2016-17 WAGNER COLLEGE MEN'S BASKETBALL GAME NOTES

GAME 8: MORGAN STATE UNIVERSITY BEARS | BALTIMORE, MD | DECEMBER 10, 2016



**#1 SHACK SCOTT**  
FORWARD | JR | 6-7 | 210  
PATERSON, NJ

**Before Wagner:** A 6-7 forward, initially enrolled at Iona College before winding up at Monroe College. He will have two years of eligibility for the Seahawks. Scott helped lead the Mustangs to the 2014-15 NJ-CAA National Tournament. The team captured both the Region XV and District III Championships. In 30 games that season, he scored in double-figures eleven times, going for a career-best 20 points on 9-of-14 shooting against Gateway CC back on December 9, 2014. In 2015-16, Scott proved to be the Mustangs' on-court leader as the squad went 21-9 in which he averaged 11.5 ppg, 5.9 rpg while shooting 53.0 percent from the floor. Scott posted double-figure scoring marks in 19 of the 30 games in which he played and grabbed a career-best 12 caroms at Baltimore City back on December 13, where he also scored 12 points. At the Robinson School, Scott helped lead the team to a 25-10 mark in his lone season while helping the team advance to the East Coast Postgraduate Championship. He recorded 27 points and had 17 rebounds in the 93-74 win over Maryland's Princeton Day Academy while averaging a double-double for the season, 13 points and ten rebounds. As a senior at Passaic Tech High School, Scott averaged 11.5 points. His best scoring game came in a win over Morris Knolls, where he scored 22 points... Born September 20, 1993... Majoring in Business Administration.

## 16-17 SEASON HIGHS

Points	4 vs. Monmouth (12/6/16)
Rebounds	4 @ UMass Lowell (11/14/16)
Assists	1 @ UConn (11/11/16)
Steals	---
Blocks	1 (2x), last vs. Fairfield (11/19/16)
FG Made	1 (2x), last vs. Monmouth (12/6/16)
FG Att	3 vs. Fairfield (11/19/16)
3PT Made	---
3PT Att	---
FT Made	2 vs. Monmouth (12/6/16)
FT Att	2 (2x), last vs. Monmouth (12/6/16)
Turnovers	1 @ UMass Lowell (11/14/16)
Minutes	13 @ UMass Lowell (11/14/16)

## CAREER HIGHS

Points	4 vs. Monmouth (12/6/16)
Rebounds	4 @ UMass Lowell (11/14/16)
Assists	1 @ UConn (11/11/16)
Steals	---
Blocks	1 (2x), last vs. Fairfield (11/19/16)
FG Made	1 (2x), last vs. Monmouth (12/6/16)
FG Att	3 vs. Fairfield (11/19/16)
3PT Made	---
3PT Att	---
FT Made	2 vs. Monmouth (12/6/16)
FT Att	2 (2x), last vs. Monmouth (12/6/16)
Turnovers	1 @ UMass Lowell (11/14/16)
Minutes	13 @ UMass Lowell (11/14/16)

## 16-17 AVERAGES

Games Played:	5
Games Started:	---
Minutes/Game:	6.8
Points/Game:	1.4
FG Pct:	40.0%
3FG Pct:	---
FT Pct:	75.0%
Rebounds/Game:	1.6
Assists/Game:	0.2
Turnovers/Game:	0.2
Assist/Turnover ratio:	1.0
Steals/Game:	---
Blocks/game:	0.4

## MISCELLANEOUS

	16-17	CAREER
Double Figure Pts	---	---
20-plus Pts	---	---
Double Figure Rebs	---	---
Double-Doubles	---	---
3 or more Stls	---	---
3 or more Blks	---	---
3 or more 3PT FG	---	---
Scoring Leader	---	---
Rebounding Leader	---	---
Assists Leader	---	---
Steals Leader	---	---
Blocks Leader	2	2

Opponent	Date	gs	min	Total		3-Pointers		Free throws		Rebounds								pts	avg	
				fg-fga	pct	3fg-fga	pct	ft-fga	pct	off	def	tot	avg	pf	a	to	blk	stl		
at UCONN	11/11/16	4		0-1	.000	0-0	.000	0-0	.000	0	0	0	0.0	1	1	0	0	0	0	0.0
at UMass Lowell	11/14/16	13		0-0	.000	0-0	.000	1-2	.500	1	3	4	2.0	5	0	1	1	0	1	0.5
FAIRFIELD	11/19/16	7		1-3	.333	0-0	.000	0-0	.000	2	0	2	2.0	3	0	0	1	0	2	1.0
at AMERICAN	11/22/16	dnp		-	-	-	-	-	-	-	-	-	-	-	-	-	-	-	-	-
RIDER	11/26/16	dnp		-	-	-	-	-	-	-	-	-	-	-	-	-	-	-	-	-
at Massachusetts	11/30/16	4		0-0	.000	0-0	.000	0-0	.000	0	1	1	1.8	0	0	0	0	0	0	0.8
MONMOUTH	12/6/16	6		1-1	1.000	0-0	.000	2-2	1.000	1	0	1	1.6	1	0	0	0	0	4	1.4
Totals		0	34	2-5	.400	0-0	.000	3-4	.750	4	4	8	1.6	10	1	1	2	0	7	1.4

Games played: 5  
Minutes/game: 6.8  
Points/game: 1.4  
FG Pct: 40.0  
FT Pct: 75.0

Rebounds/game: 1.6  
Assists/game: 0.2  
Turnovers/game: 0.2  
Assist/turnover ratio: 1.0  
Blocks/oame: 0.4

## CAREER STATISTICS (ALL GAMES)

Season	gp-gs	min/avg	Total fg-fga	pct	3-Point fg-fga	pct	F-Throws ft-fga	pct	Rebounds off def tot	avg	pf	fo	ast	to	blk	stl	Scoring pts	avg
2016-17	5-0	34/6.8	2-5	.400	0-0	.000	3-4	.750	4 4 8	1.6	10	1	1	1	2	0	7	1.4
TOTAL	5-0	34/6.8	2-5	.400	0-0	.000	3-4	.750	4 4 8	1.6	10	1	1	1	2	0	7	1.4



wagnerathletics.com



wagnerathletics



Wagner Athletics



@wagnerathletics



@wagnerathletics

# 2016-17 WAGNER COLLEGE MEN'S BASKETBALL GAME NOTES

GAME 8: MORGAN STATE UNIVERSITY BEARS | BALTIMORE, MD | DECEMBER 10, 2016



**#22 CONNOR FERRELL**  
GUARD | FR | 6-3 | 190  
CONYERS, GA

**Before Wagner:** A 6-4 shooting guard from Conyers, GA, comes with a plethora of basketball experience. His father, Duane Ferrell, was an 11-year NBA veteran that played for the Atlanta Hawks (1988-89; 1990-94), Indiana Pacers (1994-97) and Golden State Warriors (1997-99). Connor averaged 11.0 ppg, 4.0 rpg and 3.0 apg at DME Sports Academy in Daytona Beach, FL. During his tenure at Rockdale County High School, the younger Ferrell excelled each and every season. In 2011-12, he was the lone freshman to play on the varsity level, while only averaging 8.0 points a contest. The following season, he upped his point production to 10.0 and grabbed 3.0 caroms a game. He scored a season-best 31 points. His junior season was where Connor started to put it all together, averaging 16.0 ppg, 3.0 rpg, and 5.0 apg. During the season, he netted a career-high 47 points and at year's end, garnered All-Conference First Offensive Team and was named the MVP of the Christmas Classic. In 2014-15, his final year at Rockdale, Ferrell finished his high school career averaging 17.5 ppg, 4.0 rpg, and 4.0 apg, while helping the team advance to the Second Round of the GHSA Tournament. He was tabbed to the All-Conference First Offensive and Defensive Teams while also reaching the 1,000 career point plateau for the Bulldogs... Born February 8, 1997... Undeclared major at Wagner.

## 16-17 SEASON HIGHS

Points	4 vs. Fairfield (11/19/16)
Rebounds	3 @ Massachusetts (11/30/16)
Assists	1 @ Massachusetts (11/30/16)
Steals	1 vs. Fairfield (11/19/16)
Blocks	---
FG Made	1 (3x), last @ Massachusetts (11/30/16)
FG Att	3 vs. Fairfield (11/19/16)
3PT Made	1 (2x), last @ American (11/22/16)
3PT Att	2 vs. Fairfield (11/19/16)
FT Made	1 vs. Fairfield (11/19/16)
FT Att	3 vs. Fairfield (11/19/16)
Turnovers	1 vs. Fairfield (11/19/16)
Minutes	26 vs. Fairfield (11/19/16)

## CAREER HIGHS

Points	4 vs. Fairfield (11/19/16)
Rebounds	3 @ Massachusetts (11/30/16)
Assists	1 @ Massachusetts (11/30/16)
Steals	1 vs. Fairfield (11/19/16)
Blocks	---
FG Made	1 (3x), last @ Massachusetts (11/30/16)
FG Att	3 vs. Fairfield (11/19/16)
3PT Made	1 (2x), last @ American (11/22/16)
3PT Att	2 vs. Fairfield (11/19/16)
FT Made	1 vs. Fairfield (11/19/16)
FT Att	3 vs. Fairfield (11/19/16)
Turnovers	1 vs. Fairfield (11/19/16)
Minutes	26 vs. Fairfield (11/19/16)

## 16-17 AVERAGES

Games Played:	5
Games Started:	---
Minutes/Game:	13.2
Points/Game:	1.8
FG Pct:	37.5%
3FG Pct:	40.0%
FT Pct:	33.3%
Rebounds/Game:	1.0
Assists/Game:	0.2
Turnovers/Game:	0.2
Assist/Turnover ratio:	1.0
Steals/Game:	0.2
Blocks/game:	---

## MISCELLANEOUS

	16-17	CAREER
Double Figure Pts	---	---
20-plus Pts	---	---
Double Figure Rebs	---	---
Double-Doubles	---	---
3 or more Stls	---	---
3 or more Blks	---	---
3 or more 3PT FG	---	---
Scoring Leader	---	---
Rebounding Leader	---	---
Assists Leader	---	---
Steals Leader	---	---
Blocks Leader	---	---

Opponent	Date	gs	min	Total fg-fga	pct	3-Pointers 3fg-fga	pct	Free throws ft-fa	pct	Rebounds off def tot	avg	pf	a	tlo	blk	stl	pts	avg
at UCONN	11/11/16	---	dnp	---	---	---	---	---	---	---	---	---	---	---	---	---	---	---
at UMass Lowell	11/14/16	3	0-1	.000	0-1	.000	0-0	.000	0-0	0-0	0.0	1	0	0	0	0	0	0.0
FAIRFIELD	11/19/16	26	1-3	.333	1-2	.500	1-3	.333	0-1	1	0.5	2	0	1	0	1	4	2.0
at AMERICAN	11/22/16	14	1-2	.500	1-1	1.000	0-0	.000	0-1	1	0.7	0	0	0	0	0	3	2.3
RIDER	11/26/16	1	0-0	.000	0-0	.000	0-0	.000	0-0	0	0	0.5	1	0	0	0	0	1.8
at Massachusetts	11/30/16	22	1-2	.500	0-1	.000	0-0	.000	1-2	3	1.0	3	1	0	0	0	2	1.8
MONMOUTH	12/6/16	---	dnp	---	---	---	---	---	---	---	---	---	---	---	---	---	---	---
Totals		0	66	3-8	.375	2-5	.400	1-3	.333	1	4	5	1.0	7	1	1	0	1.8

Games played: 5  
Minutes/game: 13.2  
Points/game: 1.8  
FG Pct: 37.5  
3FG Pct: 40.0  
FT Pct: 33.3

Rebounds/game: 1.0  
Assists/game: 0.2  
Turnovers/game: 0.2  
Assist/turnover ratio: 1.0  
Steals/game: 0.2

## CAREER STATISTICS (ALL GAMES)

Season	gp-gs	min/avg	Total fg-fga	pct	3-Point fg-fga	pct	F-Throws ft-fa	pct	Rebounds off def tot	avg	pf	fo	ast	to	blk	stl	pts	avg
2016-17	5-0	66/13.2	3-8	.375	2-5	.400	1-3	.333	1	4	5	1.0	7	0	1	1	0	1.8
TOTAL	5-0	66/13.2	3-8	.375	2-5	.400	1-3	.333	1	4	5	1.0	7	0	1	1	0	1.8



wagnerathletics.com



wagnerathletics



Wagner Athletics



@wagnerathletics



@wagnerathletics



# 2016-17 WAGNER COLLEGE MEN'S BASKETBALL GAME NOTES

GAME 8: MORGAN STATE UNIVERSITY BEARS | BALTIMORE, MD | DECEMBER 10, 2016



**#3 BLAKE FRANCIS**  
GUARD | FR | 5-10 | 155  
HERNDON, VA

**Before Wagner:** A late get for the Seahawks as an open scholarship became available due to senior forward Greg Senat (Elmont, NY/Elmont [Marianapolis Prep {CT}]) becoming a two-sport player and had his scholarship switched to the football side of the athletic department ledger. Francis helped lead the Bulldogs to a Virginia 6A state championship this past winter, defeating Oscar Smith, 74-56. The left-handed, crafty guard posted 24 double-digit scoring performances while hitting the 20-point plateau 13 times last season. Also, he recorded four games of 25 points or more while going for a career-best 32 points while included five three-pointers in an 80-63 victory over Battlefield on December 21. Over his three seasons at Westfield, Francis led the team to a combined 62-18 overall record (.775 win percentage) while posting a 27-8 conference mark (.771 win percentage). During last season, according to MaxPreps, Westfield was ranked the No. 6 team in Virginia... Graduated Westfield as the all-time leading scorer, 1,390 career points... Son of Carl and Wilhelmenia Francis... Has one sibling, Brandon... His cousin, Tyler Thornton, played basketball at Duke University (2010-2014), while his brother Brandon was a wide receiver at Liberty University (2012-2013) while his cousin, Marques Hagans, attended the University of Virginia (2002-2005) and was selected in the fifth round (144 overall) of the 2006 NFL Draft by the former St. Louis Rams (now, the Los Angeles Rams) where he spent three seasons with the Rams before being picked up by the Kansas City Chiefs for the 2009 campaign and finished his career with the Washington Redskins... Born January 3, 1998... Undeclared major at Wagner

## 16-17 SEASON HIGHS

Points	14 vs. Fairfield (11/19/16)
Rebounds	4 @ UMass Lowell (11/14/16)
Assists	3 vs. Monmouth (12/6/16)
Steals	2 (2x), last vs. Monmouth (12/6/16)
Blocks	---
FG Made	4 (3x), last vs. Monmouth (12/6/16)
FG Att	12 vs. Fairfield (11/19/16)
3PT Made	4 vs. Fairfield (11/19/16)
3PT Att	8 vs. Fairfield (11/19/16)
FT Made	2 (2x), last vs. Fairfield (11/19/16)
FT Att	3 @ UMass Lowell (11/14/16)
Turnovers	1 (3x), last vs. Rider (11/26/16)
Minutes	37 vs. Fairfield (11/19/16)

## CAREER HIGHS

Points	14 vs. Fairfield (11/19/16)
Rebounds	4 @ UMass Lowell (11/14/16)
Assists	3 vs. Monmouth (12/6/16)
Steals	2 (2x), last vs. Monmouth (12/6/16)
Blocks	---
FG Made	4 (3x), last vs. Monmouth (12/6/16)
FG Att	12 vs. Fairfield (11/19/16)
3PT Made	4 vs. Fairfield (11/19/16)
3PT Att	8 vs. Fairfield (11/19/16)
FT Made	2 (2x), last vs. Fairfield (11/19/16)
FT Att	3 @ UMass Lowell (11/14/16)
Turnovers	1 (3x), last vs. Rider (11/26/16)
Minutes	37 vs. Fairfield (11/19/16)

## 16-17 AVERAGES

Games Played:	6
Games Started:	3
Minutes/Game:	20.2
Points/Game:	8.3
FG Pct:	42.1%
3FG Pct:	44.8%
FT Pct:	71.4%
Rebounds/Game:	1.3
Assists/Game:	1.0
Turnovers/Game:	0.7
Assist/Turnover ratio:	1.5
Steals/Game:	1.0
Blocks/game:	0.0

## MISCELLANEOUS

	16-17	CAREER
Double Figure Pts	3	3
20-plus Pts	---	---
Double Figure Rebs	---	---
Double-Doubles	---	---
3 or more Stls	---	---
3 or more Blks	---	---
3 or more 3PT FG	2	2
Scoring Leader	---	---
Rebounding Leader	---	---
Assists Leader	---	---
Steals Leader	2	2
Blocks Leader	---	---

Opponent	Date	gs	min	Total		3-Pointers		Free throws		Rebounds											
				fg-fga	pct	3fg-fga	pct	ft-fa	pct	off	def	tot	avg	pf	a	tlo	blk	stl	pts	avg	
at UCONN	11/11/16		dnp																		
at UMass Lowell	11/14/16	21		4-9	.444	2-6	.333	2-3	.667	3	1	4	4.0	3	0	1	0	1	12	12.0	
FAIRFIELD	11/19/16	37		4-12	.333	4-8	.500	2-2	1.000	1	0	1	2.5	2	1	1	0	1	14	13.0	
at AMERICAN	11/22/16	*	17	0-2	.000	0-1	.000	0-0	.000	0	0	0	1.7	3	0	0	0	0	0	8.7	
RIDER	11/26/16	*	22	2-6	.333	2-6	.333	1-2	.500	1	2	3	2.0	0	1	1	1	0	2	7	
at Massachusetts	11/30/16	*	8	2-2	1.000	2-2	1.000	0-0	.000	0	0	0	1.6	1	1	1	0	0	6	7.8	
MONMOUTH	12/6/16		16	4-7	.571	3-6	.500	0-0	.000	0	0	0	1.3	5	3	0	0	2	11	8.3	
Totals		3	121	16-38	.421	13-29	.448	5-7	.714	5	3	8	1.3	14	6	4	0	6	50	8.3	

Games played: 6  
Minutes/game: 20.2  
Points/game: 8.3  
FG Pct: 42.1  
3FG Pct: 44.8  
FT Pct: 71.4

Rebounds/game: 1.3  
Assists/game: 1.0  
Turnovers/game: 0.7  
Assist/turnover ratio: 1.5  
Steals/game: 1.0

## CAREER STATISTICS (ALL GAMES)

			Total		3-Point		F-Throws		Rebounds											Scoring	
Season	gp-gs	min/avg	fg-fga	pct	fg-fga	pct	ft-fa	pct	off	def	tot	avg	pf	fo	ast	to	blk	stl	pts	avg	
2016-17	6-3	121/20.2	16-38	.421	13-29	.448	5-7	.714	5	3	8	1.3	14	1	6	4	0	6	50	8.3	
TOTAL	6-3	121/20.2	16-38	.421	13-29	.448	5-7	.714	5	3	8	1.3	14	1	6	4	0	6	50	8.3	



wagnerathletics.com



wagnerathletics



Wagner Athletics



@wagnerathletics



@wagnerathletics

# 2016-17 WAGNER COLLEGE MEN'S BASKETBALL GAME NOTES

GAME 8: MORGAN STATE UNIVERSITY BEARS | BALTIMORE, MD | DECEMBER 10, 2016



**#4 AJ SUMBRY**  
FORWARD | R-SOPH | 6-7 | 240  
EAST WINDSOR, NJ

2015-16 R-Sophomore Season (at Wagner)  
Sat out the 2015-16 season due to NCAA Transfer Regulations.

2014-15 Sophomore Season (at Quinnipiac)  
Sat out the 2014-15 season while rehabilitating a shoulder injury.

2013-14 Freshman Season (at Quinnipiac)  
Game-By-Game Stats  
Appeared in 29 games, which included three starts for the Bobcats... The East Windsor, NJ native scored a career-best 10 points against the University of Hartford on November 9, 2013...

Before Wagner: Began his high school career with the Hightstown Rams, transferred to NIA Prep in Newark and then followed with a one-year stint at Trenton Catholic Academy for the 2011-12 season... Wrapped up his interscholastic career at St. Benedict's Prep in Newark... Averaged 16.0 points and 13.0 rebounds per game in a prosperous campaign for the Gray Bees... Extremely active, runs the floor very well and also has good range for a big man... Also a member of The Playaz Basketball Club - one of the nation's elite AAU Travel Team programs... Son of Arleen Arms and Aula Sumbry Sr... Has four siblings, Corynna Limerick, Niambi Sumbry, Nkenge Cunningham, Diallo Sumbry... Born September 4, 1994... Majoring in Business Administration at Wagner.

## 16-17 SEASON HIGHS

Points	8 @ American (11/22/16)
Rebounds	6 @ UMass Lowell (11/14/16)
Assists	1 @ American (11/22/16)
Steals	1 (2x), last vs. Rider (11/26/16)
Blocks	2 (2x), last @ American (11/22/16)
FG Made	4 @ American (11/22/16)
FG Att	8 @ American (11/22/16)
3PT Made	---
3PT Att	---
FT Made	4 @ UMass Lowell (11/14/16)
FT Att	4 @ UMass Lowell (11/14/16)
Turnovers	3 vs. Fairfield (11/19/16)
Minutes	20 vs. Fairfield (11/19/16)

## CAREER HIGHS

Points	10 vs. Hartford (11/9/13) (Quinnipiac)
Rebounds	6 @ UMass Lowell (11/14/16) (Wagner)
Assists	1 (5x), last @ American (11/22/16) (Wagner)
Steals	1 (3x), last vs. Rider (11/26/16) (Wagner)
Blocks	3 @ Saint Peter's (11/12/14) (Quinnipiac)
FG Made	4 (2x), last @ American (11/22/16) (Wagner)
FG Att	8 @ American (11/22/16) (Wagner)
3PT Made	---
3PT Att	---
FT Made	4 @ UMass Lowell (11/14/16) (Wagner)
FT Att	5 vs. Hartford (11/9/13) (Quinnipiac)
Turnovers	3 (2x), last @ American (11/22/16) (Wagner)
Minutes	24 @ Siena (2/1/14) (Quinnipiac)

## 16-17 AVERAGES

Games Played:	7
Games Started:	4
Minutes/Game:	15.4
Points/Game:	4.0
FG Pct:	43.5%
3FG Pct:	---
FT Pct:	80.0%
Rebounds/Game:	2.9
Assists/Game:	0.1
Turnovers/Game:	1.3
Assist/Turnover ratio:	0.1
Steals/Game:	0.3
Blocks/game:	0.7

## MISCELLANEOUS

	16-17	CAREER
Double Figure Pts	---	1
20-plus Pts	---	---
Double Figure Rebs	---	---
Double-Doubles	---	---
3 or more Stls	---	---
3 or more Blks	1	1
3 or more 3PT FG	---	---
Scoring Leader	---	---
Rebounding Leader	---	---
Assists Leader	---	---
Steals Leader	---	---
Blocks Leader	3	3

Opponent	Date	gs	min	Total		3-Pointers		Free throws		Rebounds				pf	a	t/o	blk	stl	pts	avg
				fg-fga	pct	3fg-fga	pct	ft-fga	pct	off	def	tot	avg							
at UCONN	11/11/16		12	1-3	.333	0-0	.000	0-0	.000	0	1	1	1.0	2	0	0	2	0	2	2.0
at UMass Lowell	11/14/16		12	0-2	.000	0-0	.000	4-4	1.000	3	3	6	3.5	3	0	2	0	1	4	3.0
FAIRFIELD	11/19/16		20	2-3	.667	0-0	.000	0-0	.000	0	3	3	3.3	5	0	3	0	0	4	3.3
at AMERICAN	11/22/16	*	18	4-8	.500	0-0	.000	0-0	.000	3	2	5	3.8	2	1	2	2	0	8	4.5
RIDER	11/26/16	*	14	0-1	.000	0-0	.000	3-4	.750	0	1	1	3.2	5	0	0	0	1	3	4.2
at Massachusetts	11/30/16	*	17	1-1	1.000	0-0	.000	0-0	.000	0	0	0	2.7	2	0	2	0	0	2	3.8
MONMOUTH	12/6/16	*	15	2-5	.400	0-0	.000	1-2	.500	1	3	4	2.9	5	0	0	1	0	5	4.0
Totals		4	108	10-23	.435	0-0	.000	8-10	.800	7	13	20	2.9	24	1	9	5	2	28	4.0

Games played: 7  
Minutes/game: 15.4  
Points/game: 4.0  
FG Pct: 43.5  
FT Pct: 80.0

Rebounds/game: 2.9  
Assists/game: 0.1  
Turnovers/game: 1.3  
Assist/turnover ratio: 0.1  
Steals/game: 0.3  
Blocks/game: 0.7

## CAREER STATISTICS (ALL GAMES)

			Total		3-Point		F-Throws		Rebounds											Scoring	
Season	gp-gs	min/avg	fg-fga	pct	fg-fga	pct	ft-fa	pct	off	def	tot	avg	pf	fo	ast	to	blk	stl	pts	avg	
2013-14*	29-3	264/9.1	17-43	.395	0-0	.000	8-13	.615	18	19	37	1.3	65	1	4	16	11	1	42	1.4	
2016-17	7-4	108/15.4	10-23	.435	0-0	.000	8-10	.800	7	13	20	2.9	24	3	1	9	5	2	28	4.0	
TOTAL	7-4	108/15.4	10-23	.435	0-0	.000	8-10	.800	7	13	20	2.9	24	3	1	9	5	2	28	4.0	
All*	36-7	372/10.3	27-66	.409	0-0	.000	16-23	.696	25	32	57	1.6	89	4	5	25	16	3	70	1.9	

\* Statistics from prior team/school



wagnerathletics.com



wagnerathletics



Wagner Athletics



@wagnerathletics



@wagnerathletics





# 2016-17 WAGNER COLLEGE MEN'S BASKETBALL GAME NOTES

GAME 8: MORGAN STATE UNIVERSITY BEARS | BALTIMORE, MD | DECEMBER 10, 2016



**#5 JOJO COOPER**  
GUARD | JR | 6-0 | 190  
WILMINGTON, DE

## 2015-16 Sophomore Season

Started nine of the 34 games he played... Averaged 3.5 points per game; 2.4 rebounds and a team-leading 2.9 assists a contest, (11th best in the Northeast Conference)... Logged 20.9 minutes a game for the Seahawks... Had his first career double-double (12 pts, 12 rebs) in Wagner's road win over Fairleigh Dickinson (2/18)... Set a new career best with 12 rebounds against the Knights... Matched a career-high 11 assists in a road victory against Bryant (2/13)... In NEC-only games, ranked first in the circuit with an assist-to-turnover ratio of 2.58 (62 assists:24 turnovers)... Dished out 62 assists during conference tilts (6th in the NEC)... Named to the 2015-16 NEC Winter Academic Honor Roll.

## 2014-15 Freshman Season

One of just four Seahawks to see action in all 30 games while earning the starting nod in 24 of those contests... Averaged 6.9 points, 3.3 rebounds, 4.0 assists (5th in the Northeast Conference) me in 28.5 minutes (28th in the Northeast Conference)... Served a career-high 11 helpers in the home opener against SUNY Old Westbury (11/20)... Second-highest total in the NEC for the season... Garnered NEC Rookie of the Week honors for the week of December 1... Scored a career-high 15 points (6-of-10 FG) against the University of Pennsylvania (11/29)... Post six double-figure scoring games on the year... Pulled down at least one rebound in 29 of 30 games.

Before Wagner: Played his prep ball at Concord High School under the direction of Ralph Flowers ... As a senior in 2013-2014, helped the Raiders to a 16-7 record and the Final Four of the Delaware State Tournament ... Averaged 17.0 points, 5.0 assists and 4.0 steals per game for the Red Raiders ... First Team All-State and All-Flight A Conference selection ... Team MVP ... Played his first three seasons at the Tatnall School ... As a junior in 2012-2013, averaged 13.0 points, 4.0 steals, 3.9 assists and 3.7 rebounds per game ... Scored a combined 1,514 points over his prep career ... Also lettered in football at Tatnall, helping the Hornets to the conference championship as a freshman ... Played AAU ball with We R1 ... Born on June 26, 1995 ... Has a brother, Vincent ... Majoring in Business Administration.

## 16-17 SEASON HIGHS

Points	13 (2x), last vs. Fairfield (11/19/16)
Rebounds	11 @ American (11/22/16)
Assists	8 vs. Fairfield (11/19/16)
Steals	3 vs. Fairfield (11/19/16)
Blocks	---
FG Made	4 vs. Fairfield (11/19/16)
FG Att	10 (2x), last vs. Monmouth (12/6/16)
3PT Made	2 vs. Fairfield (11/19/16)
3PT Att	6 (2x), last vs. Monmouth (12/6/16)
FT Made	9 @ UMass Lowell (11/14/16)
FT Att	12 @ UMass Lowell (11/14/16)
Turnovers	6 @ UMass Lowell (11/14/16)
Minutes	44 vs. Fairfield (11/19/16)

## CAREER HIGHS

Points	15 vs. Pennsylvania (11/29/14)
Rebounds	12 @ Fairleigh Dickinson (2/18/16)
Assists	11 (2x), last @ Bryant (2/13/16)
Steals	4 vs. Old Westbury (11/20/14)
Blocks	1 (6x), last vs. Saint Francis U (2/25/16)
FG Made	6 vs. Pennsylvania (11/29/14)
FG Att	10 (6x), last vs. Monmouth (12/6/16)
3PT Made	2 (5x), last vs. Fairfield (11/19/16)
3PT Att	7 vs. Monmouth (12/20/14)
FT Made	9 @ UMass Lowell (11/14/16)
FT Att	12 @ UMass Lowell (11/14/16)
Turnovers	7 @ Robert Morris (2/26/15)
Minutes	44 vs. Fairfield (11/19/16)

## 16-17 AVERAGES

Games Played:	6
Games Started:	4
Minutes/Game:	35.5
Points/Game:	10.7
FG Pct:	34.8%
3FG Pct:	23.8%
FT Pct:	67.5%
Rebounds/Game:	6.7
Assists/Game:	4.7
Turnovers/Game:	2.7
Assist/Turnover ratio:	1.8
Steals/Game:	1.5
Blocks/game:	---

## MISCELLANEOUS

	16-17	CAREER
Double Figure Pts	4	12
20-plus Pts	---	---
Double Figure Rebs	2	3
Double-Doubles	2	3
3 or more Stls	1	6
3 or more Blks	---	---
3 or more 3PT FG	---	---
Scoring Leader	---	1
Rebounding Leader	2	5
Assists Leader	6	43
Steals Leader	2	19
Blocks Leader	---	2

Opponent	Date	gs	min	Total		3-Pointers		Free throws		Rebounds				pts			
				fg-fga	pct	3fg-fga	pct	ft-fa	pct	off	def	tot	avg	pf	a	t/o	blk
at UCONN	11/11/16	23	1-4	.250	1-3	.333	3-4	.750	0	5	5	5.0	3	3	0	0	1
at UMass Lowell	11/14/16	34	2-6	.333	0-2	.000	9-12	.750	3	5	8	6.5	3	4	6	0	1
FAIRFIELD	11/19/16	*	44	4-10	.400	2-6	.333	3-7	.429	4	6	10	7.7	2	8	1	0
at AMERICAN	11/22/16	*	38	3-7	.429	0-1	.000	5-7	.714	0	11	11	8.5	4	6	4	0
RIDER	11/26/16	*	39	3-9	.333	1-3	.333	5-8	.625	1	1	2	7.2	2	3	1	0
at Massachusetts	11/30/16	dnp	-	-	-	-	-	-	-	-	-	-	-	-	-	-	-
MONMOUTH	12/6/16	*	35	3-10	.300	1-6	.167	2-2	1.000	3	1	4	6.7	2	4	4	0
Totals		4	213	16-46	.348	5-21	.238	27-40	.675	11	29	40	6.7	16	28	16	0

Games played: 6  
Minutes/game: 35.5  
Points/game: 10.7  
FG Pct: 34.8  
3FG Pct: 23.8  
FT Pct: 67.5

Rebounds/game: 6.7  
Assists/game: 4.7  
Turnovers/game: 2.7  
Assist/turnover ratio: 1.8  
Steals/game: 1.5

## CAREER STATISTICS (ALL GAMES)

Season	gp-gs		min/avg		Total		3-Point		F-Throws		Rebounds				Scoring			
					fg-fga	pct	fg-fga	pct	ft-fa	pct	off	def	tot	avg	pf	fo	ast	to
2014-15	30-24	856/28.5	62-172	.360	17-63	.270	65-100	.650	22	78	100	3.3	72	0	121	82	1	33
2015-16	34-9	711/20.9	32-125	.256	7-44	.159	49-73	.671	19	63	82	2.4	59	0	99	54	5	31
2016-17	6-4	213/35.5	16-46	.348	5-21	.238	27-40	.675	11	29	40	6.7	16	0	28	16	0	9
TOTAL	70-37	1780/25.4	110-343	.321	29-128	.227	141-213	.662	52	170	222	3.2	147	0	248	152	6	73



wagnerathletics.com



wagnerathletics



Wagner Athletics



@wagnerathletics



@wagnerathletics



# 2016-17 WAGNER COLLEGE MEN'S BASKETBALL GAME NOTES

GAME 8: MORGAN STATE UNIVERSITY BEARS | BALTIMORE, MD | DECEMBER 10, 2016



**#10 MARQUIS SALMON**  
FORWARD | R-JR | 6-8 | 210  
LANCASTER, GA

## 2015-16 R-Sophomore Season (Wagner)

Appeared in eight games for the Seahawks... Logged 2.4 minutes a contest, which included a season-best six minutes at home against College of Staten Island (11/28) and UMass Lowell (12/30)... Pulled down his first career collegiate rebound at home against Maine (11/21)... Grabbed a career-best two rebounds on two separate occasions, last coming at home against UMass Lowell (12/30)... Swatted two shots on the season, with his first coming in the season opener at St. John's (11/13).

## 2014-15 Freshman Season (East Los Angeles Community College)

Averaged 11.6 points, 6.3 rebounds, 1.3 assists, 1.1 steals and 0.9 blocks per game for the Huskies... Guided the team to a 22-11 overall record and a 5-3 mark in the California Community College Athletic Association (CCCCAA)... Advanced to the CCCCCAA State Championship earning All-Tournament honors after scoring 15 points and pulling down eight rebounds in the title game... Recorded 21 games in which he eclipsed double-digits... Had seven games of 10 or more rebounds... Surpassed the 20-point plateau four separate times... Scored a career-high 27 points against Victor Valley (2/25)... Notched his fourth "double-double" of the season in the February 25 game against Victor Valley as he grabbed a personal-best 14 caroms in a 96-91 victory.

## 2013-14 Freshman Season (Utah Valley University)

Redshirted in his one season at Utah Valley University.

Before Wagner: Played his prep ball at Village Christian High School under head coach Jon Shaw... Helped guide the Crusaders to an 86-36 overall record during his four years, including a 32-3 overall record in 2011-12 where Village Christian captured the California Interscholastic Federation (CIF) State Division 5 championship with a 62-51 victory over St. Joseph Notre Dame... Named a three-time All-League and two-time All-CIF selection as well as garnering All-State honors... Son of Delizza Salmon and grandson to Joan and Waldo Salmon... Is the cousin of Kevin "Special K" Daley, who played collegiately at UCLA and Azusa Pacific and for the Harlem Globetrotters... Is the cousin of Greg Primus, who played at Stanford and played professionally for two seasons in the National Football League (NFL) with the Chicago Bears... Born April 8, 1994... Majoring in Psychology at Wagner.

## 16-17 SEASON HIGHS

Points	4 @ UConn (11/11/16)
Rebounds	5 @ UConn (11/11/16)
Assists	1 @ UConn (11/11/16)
Steals	---
Blocks	1 @ UConn (11/11/16)
FG Made	1 (2x), last vs. Fairfield (11/19/16)
FG Att	3 @ UConn (11/11/16)
3PT Made	1 @ UConn (11/11/16)
3PT Att	1 (2x), last vs. Fairfield (11/19/16)
FT Made	1 @ UConn (11/11/16)
FT Att	2 @ UConn (11/11/16)
Turnovers	1 vs. Fairfield (11/19/16)
Minutes	22 @ UConn (11/11/16)

## CAREER HIGHS

Points	4 @ UConn (11/11/16)
Rebounds	5 @ UConn (11/11/16)
Assists	1 @ UConn (11/11/16)
Steals	---
Blocks	1 @ UConn (11/11/16)
FG Made	1 (2x), last vs. Fairfield (11/19/16)
FG Att	3 @ UConn (11/11/16)
3PT Made	1 @ UConn (11/11/16)
3PT Att	1 (2x), last vs. Fairfield (11/19/16)
FT Made	1 @ UConn (11/11/16)
FT Att	2 @ UConn (11/11/16)
Turnovers	1 vs. Fairfield (11/19/16)
Minutes	22 @ UConn (11/11/16)

## 16-17 AVERAGES

Games Played:	3
Games Started:	3
Minutes/Game:	14.0
Points/Game:	2.0
FG Pct:	40.0%
3FG Pct:	50.0%
FT Pct:	50.0%
Rebounds/Game:	2.0
Assists/Game:	0.3
Turnovers/Game:	0.3
Assist/Turnover ratio:	1.0
Steals/Game:	---
Blocks/game:	0.3

## MISCELLANEOUS

	16-17	CAREER
Double Figure Pts	---	---
20-plus Pts	---	---
Double Figure Rebs	---	---
Double-Doubles	---	---
3 or more Stls	---	---
3 or more Blks	---	---
3 or more 3PT FG	---	---
Scoring Leader	---	---
Rebounding Leader	---	---
Assists Leader	---	---
Steals Leader	---	---
Blocks Leader	---	2

Opponent	Date	gs	min	Total		3-Pointers		Free throws		Rebounds				pf	a	tlo	blk	stl	pts	avg
				fg	fga	pct	3fg	3fga	pct	ft	fta	pct	off	def	tot	avg				
at UCONN	11/11/16	*	22	1-3	.333	1-1	1.000	1-2	.500	1	4	5	5.0	2	1	0	1	0	4	4.0
at UMass Lowell	11/14/16	*	10	0-0	.000	0-0	.000	0-0	.000	0	0	0	2.5	3	0	0	0	0	0	2.0
FAIRFIELD	11/19/16	*	10	1-2	.500	0-1	.000	0-0	.000	1	0	1	2.0	3	0	1	0	0	2	2.0
at AMERICAN	11/22/16	dnp	-	-	-	-	-	-	-	-	-	-	-	-	-	-	-	-	-	-
RIDER	11/26/16	dnp	-	-	-	-	-	-	-	-	-	-	-	-	-	-	-	-	-	-
at Massachusetts	11/30/16	dnp	-	-	-	-	-	-	-	-	-	-	-	-	-	-	-	-	-	-
MONMOUTH	12/6/16	dnp	-	-	-	-	-	-	-	-	-	-	-	-	-	-	-	-	-	-
Totals		3	42	2-5	.400	1-2	.500	1-2	.500	2	4	6	2.0	8	1	1	1	0	6	2.0

Games played: 3  
Minutes/game: 14.0  
Points/game: 2.0  
FG Pct: 40.0  
3FG Pct: 50.0  
FT Pct: 50.0

Rebounds/game: 2.0  
Assists/game: 0.3  
Turnovers/game: 0.3  
Assist/turnover ratio: 1.0  
Blocks/game: 0.3

## CAREER STATISTICS (ALL GAMES)

			Total		3-Point		F-Throws		Rebounds										Scoring	
Season	gp-gs	min/avg	fg-fga	pct	fg-fga	pct	ft-fta	pct	off	def	tot	avg	pf	fo	ast	to	blk	stl	pts	avg
2015-16	8-0	19/2.4	0-1	.000	0-0	.000	0-0	.000	0	5	5	0.6	8	0	0	1	2	0	0	0.0
2016-17	3-3	42/14.0	2-5	.400	1-2	.500	1-2	.500	2	4	6	2.0	8	0	1	1	1	0	6	2.0
TOTAL	11-3	61/5.5	2-6	.333	1-2	.500	1-2	.500	2	9	11	1.0	16	0	1	2	3	0	6	0.5



wagnerathletics.com



wagnerathletics



Wagner Athletics



@wagnerathletics



@wagnerathletics





# 2016-17 WAGNER COLLEGE MEN'S BASKETBALL GAME NOTES

GAME 8: MORGAN STATE UNIVERSITY BEARS | BALTIMORE, MD | DECEMBER 10, 2016



**#11 ROMONE SAUNDERS**  
GUARD | JR | 6-3 | 205  
TEMPLE HILLS, MD

## 2015-16 Sophomore Season

Earned the start in 13 of the 26 games he played... Averaged 9.8 points per game; 4.3 caroms and 2.1 assists while logging 24.2 minutes a contest... In a reserve role, he tallied 11.7 points, while pulling down 4.7 rebounds and dishing out 2.0 assists in 13 games off-the-bench... Posted 11 double-figure scoring performances while eclipsing the 20-point threshold on four occasions, setting a new career-high of 24 points in a road win at Bryant (2/13)... His fourth 20-point outing came in the first round of the 2016 National Invitational Tournament (NIT) in which he led the Seahawks with 21 points on 7-of-13 shooting from the field, which included 4-of-7 from beyond-the-arc in 29 minutes of play... In the Feb. 13 contest at Bryant, he recorded his fourth career "four-point play"... Additionally, his 7-of-11 shooting display from the outside is the third-highest made three-pointers from a Seahawk in a single-game since Jay Harris made seven three-pointers against Lafayette back on December 3, 2013... Finished fourth in the Northeast Conference in three-point field goal percentage, connecting on 39.5 percent from the outside... His 45 made three-pointers were ninth best in the circuit.

## 2014-15 Freshman Season

Appeared in 27 of Wagner's 30 games last season while garnering the starting nod on 11 occasions... Averaged 7.9 points (10th among all-NEC freshmen), 4.1 rebounds (3rd most among all-NEC newcomers)... and 1.5 assists while logging 23.0 minutes a contest (11th most among all-NEC first-year players)... Converted on 73.7 percent from the free-throw line (4th highest on the team)... In 11 starts, averaged 11.7 points in 30.2 minutes while shooting 41.8 percent from the floor, 40.5 from three-point range and 81.1 percent from the free-throw line... Had 11 double-figure scoring games, including a stretch of at least ten points in four straight contests (1/5 to 1/15)... Erupted for a career-high 20 points against Rider (12/29) in which he converted two "four-point" plays in the same game (First "Four-Point" Play & Second "Four-Point Play")... Notched his first career double-double against Mount St. Mary's (1/5) as he tallied 15 points and grabbed a career-high 10 rebounds in an 85-83 Wagner double overtime victory... Named to the 2014-15 NEC Winter Academic Honor Roll.

Before Wagner: Played a post-graduate season at Mt. Zion Prep under the direction of Rodrick Harrison ... Averaged 17.0 points, 6.0 rebounds and 3.7 assists per game in the 2013-2014 season ... Helped the Warriors to a 23-10 record and the East Coast Prep Athletic Conference Championship ... Prior to enrolling at prep school, played at Potomac High School under the tutelage of Renard Johnson ... As a senior in 2012-2013, averaged 12.2 points in leading the Wolverines to a 22-4 record, the Prince George County Championship and a runner-up finish at States ... Team MVP ... Named as the Student-Athlete and "Wolverine" of the Year ... Also lettered in baseball, football and golf ... Played AAU ball with the Metro Ballers and the Maryland Ruff Riders ... Born on October 7, 1995 ... Is undecided on a major at Wagner.

## 16-17 SEASON HIGHS

Points	15 @ UConn (11/11/16)
Rebounds	2 @ UConn (11/11/16)
Assists	2 @ UConn (11/11/16)
Steals	---
Blocks	---
FG Made	5 @ UConn (11/11/16)
FG Att	11 @ UConn (11/11/16)
3PT Made	3 @ UConn (11/11/16)
3PT Att	7 @ UConn (11/11/16)
FT Made	2 @ UConn (11/11/16)
FT Att	2 @ UConn (11/11/16)
Turnovers	2 @ UConn (11/11/16)
Minutes	27 @ UConn (11/11/16)

## CAREER HIGHS

Points	24 @ Bryant (2/13/16)
Rebounds	10 vs. Mount St. Mary's (1/5/15)
Assists	6 @ Central Connecticut (2/20/16)
Steals	4 @ Lafayette (12/6/14)
Blocks	1 (6x), last vs. Fairleigh Dickinson (3/8/16)
FG Made	8 (3x), last @ Bryant (2/13/16)
FG Att	15 vs. Monmouth (12/20/14)
3PT Made	7 @ Bryant (2/13/16)
3PT Att	11 @ Bryant (2/13/16)
FT Made	8 vs. LIU Brooklyn (3/5/16)
FT Att	9 vs. LIU Brooklyn (3/5/16)
Turnovers	5 vs. Robert Morris (2/27/16)
Minutes	40 vs. Mount St. Mary's (1/5/15)

## 16-17 AVERAGES

Games Played:	1
Games Started:	1
Minutes/Game:	27.0
Points/Game:	15.0
FG Pct:	45.5%
3FG Pct:	42.9%
FT Pct:	100.0%
Rebounds/Game:	2.0
Assists/Game:	2.0
Turnovers/Game:	2.0
Assist/Turnover ratio:	1.0
Steals/Game:	---
Blocks/game:	---

## MISCELLANEOUS

	16-17	CAREER
Double Figure Pts	1	23
20-plus Pts	---	5
Double Figure Rebs	---	1
Double-Doubles	---	1
3 or more Stls	---	6
3 or more Blks	---	---
3 or more 3PT FG	1	11
Scoring Leader	1	10
Rebounding Leader	---	6
Assists Leader	---	4
Steals Leader	---	11
Blocks Leader	---	3

Opponent	Date	gs	min	Total		3-Pointers		Free throws		Rebounds				pf	a	t/o	blk	stl	pts	avg
				fg-fga	pct	3fg-fga	pct	ft-fa	pct	off	def	tot	avg							
at UCONN	11/11/16	*	27	5-11	.455	3-7	.429	2-2	1.000	0	2	2	2.0	2	2	2	0	0	15	15.0
at UMass Lowell	11/14/16	dnp	-	-	-	-	-	-	-	-	-	-	-	-	-	-	-	-	-	
FAIRFIELD	11/19/16	dnp	-	-	-	-	-	-	-	-	-	-	-	-	-	-	-	-	-	
at AMERICAN	11/22/16	dnp	-	-	-	-	-	-	-	-	-	-	-	-	-	-	-	-	-	
RIDER	11/26/16	dnp	-	-	-	-	-	-	-	-	-	-	-	-	-	-	-	-	-	
at Massachusetts	11/30/16	dnp	-	-	-	-	-	-	-	-	-	-	-	-	-	-	-	-	-	
MONMOUTH	12/6/16	dnp	-	-	-	-	-	-	-	-	-	-	-	-	-	-	-	-	-	
Totals		1	27	5-11	.455	3-7	.429	2-2	1.000	0	2	2	2.0	2	2	2	0	0	15	15.0

Games played: 1  
Minutes/game: 27.0  
Points/game: 15.0  
FG Pct: 45.5  
3FG Pct: 42.9  
FT Pct: 100.0

Rebounds/game: 2.0  
Assists/game: 2.0  
Turnovers/game: 2.0  
Assist/turnover ratio: 1.0

## CAREER STATISTICS (ALL GAMES)

			Total		3-Point		F-Throws		Rebounds										Scoring	
Season	gp-gs	min/avg	fg-fga	pct	fg-fga	pct	ft-fa	pct	off	def	tot	avg	pf	fo	ast	to	blk	stl	pts	avg
2014-15	27-11	622/23.0	71-187	.380	29-86	.337	42-57	.737	38	72	110	4.1	59	5	41	33	0	23	213	7.9
2015-16	26-13	630/24.2	85-206	.413	45-114	.395	40-53	.755	31	82	113	4.3	59	1	54	40	6	26	255	9.8
2016-17	1-1	27/27.0	5-11	.455	3-7	.429	2-2	1.000	0	2	2	2.0	2	0	2	2	0	0	15	15.0
TOTAL	54-25	1279/23.7	161-404	.399	77-207	.372	84-112	.750	69	156	225	4.2	120	6	97	75	6	49	483	8.9



# 2016-17 WAGNER COLLEGE MEN'S BASKETBALL GAME NOTES

GAME 8: MORGAN STATE UNIVERSITY BEARS | BALTIMORE, MD | DECEMBER 10, 2016



**#15 JAMAR BROWN**  
FORWARD | FR | 6-8 | 250  
HARLEM, NY

**Before Wagner:** Brown, who committed during the early signing period back in November, is the third local signee for the Seahawks. Brown hails from Harlem. Initially, Brown played for Linden High School in New Jersey before transferring to Wings Academy. Brown averaged 12.4 ppg and 18.4 rebounds as a sophomore for the Wings as the team went 30-3 while advancing to the PSAL semifinals in 2013-14... Born May 5, 1996... Undeclared major at Wagner

## 16-17 SEASON HIGHS

Points	2 @ American (11/22/16)
Rebounds	2 @ American (11/22/16)
Assists	---
Steals	1 @ American (11/22/16)
Blocks	---
FG Made	1 @ American (11/22/16)
FG Att	2 @ American (11/22/16)
3PT Made	---
3PT Att	---
FT Made	---
FT Att	---
Turnovers	1 @ American (11/22/16)
Minutes	7 @ American (11/22/16)

## CAREER HIGHS

Points	2 @ American (11/22/16)
Rebounds	2 @ American (11/22/16)
Assists	---
Steals	1 @ American (11/22/16)
Blocks	---
FG Made	1 @ American (11/22/16)
FG Att	2 @ American (11/22/16)
3PT Made	---
3PT Att	---
FT Made	---
FT Att	---
Turnovers	1 @ American (11/22/16)
Minutes	7 @ American (11/22/16)

## 16-17 AVERAGES

Games Played:	2
Games Started:	---
Minutes/Game:	4.0
Points/Game:	1.0
FG Pct:	50.0%
3FG Pct:	---
FT Pct:	---
Rebounds/Game:	1.0
Assists/Game:	---
Turnovers/Game:	0.5
Assist/Turnover ratio:	---
Steals/Game:	0.5
Blocks/game:	---

## MISCELLANEOUS

	16-17	CAREER
Double Figure Pts	---	---
20-plus Pts	---	---
Double Figure Rebs	---	---
Double-Doubles	---	---
3 or more Stls	---	---
3 or more Blks	---	---
3 or more 3PT FG	---	---
Scoring Leader	---	---
Rebounding Leader	---	---
Assists Leader	---	---
Steals Leader	---	---
Blocks Leader	---	---

				Total		3-Pointers		Free throws		Rebounds											
Opponent	Date	gs	min	fg-fga	pct	3fg-fga	pct	ft-fa	pct	off	def	tot	avg	pf	a	to	blk	stl	pts	avg	
at UCONN	11/11/16	dnp	-	-	-	-	-	-	-	-	-	-	-	-	-	-	-	-	-	-	
at UMass Lowell	11/14/16	dnp	-	-	-	-	-	-	-	-	-	-	-	-	-	-	-	-	-	-	
FAIRFIELD	11/19/16	dnp	-	-	-	-	-	-	-	-	-	-	-	-	-	-	-	-	-	-	
at AMERICAN	11/22/16	7	1-2	.500	0-0	.000	0-0	.000	0-0	2	0	2	2.0	1	0	1	0	1	2	2.0	
RIDER	11/26/16	1	0-0	.000	0-0	.000	0-0	.000	0-0	0	0	0	1.0	0	0	0	0	0	0	1.0	
at Massachusetts	11/30/16	dnp	-	-	-	-	-	-	-	-	-	-	-	-	-	-	-	-	-	-	
MONMOUTH	12/6/16	dnp	-	-	-	-	-	-	-	-	-	-	-	-	-	-	-	-	-	-	
Totals		0	8	1-2	.500	0-0	.000	0-0	.000	2	0	2	1.0	1	0	1	0	1	2	1.0	

Games played: 2  
Minutes/game: 4.0  
Points/game: 1.0  
FG Pct: 50.0

Rebounds/game: 1.0  
Turnovers/game: 0.5  
Steals/game: 0.5

## CAREER STATISTICS (ALL GAMES)

Season	gp-gs	min/avg	Total fg-fga	pct	3-Point fg-fga	pct	F-Throws ft-fta	pct	Rebounds off	def	tot	avg	pf	fo	ast	to	blk	stl	pts	avg
2016-17	2-0	8/4.0	1-2	.500	0-0	.000	0-0	.000	2	0	2	1.0	1	0	0	1	0	1	2	1.0
TOTAL	2-0	8/4.0	1-2	.500	0-0	.000	0-0	.000	2	0	2	1.0	1	0	0	1	0	1	2	1.0



wagnerathletics.com



wagnerathletics



Wagner Athletics



@wagnerathletics



@wagnerathletics





# 2016-17 WAGNER COLLEGE MEN'S BASKETBALL GAME NOTES

GAME 8: MORGAN STATE UNIVERSITY BEARS | BALTIMORE, MD | DECEMBER 10, 2016



**#21 ELIJAH DAVIS**  
GUARD-FORWARD | SOPH | 6-4 | 225  
BRONX, NY

**Before Wagner:** A 6-5 guard/forward, spent the 2015-16 season playing for Odessa College in Odessa, TX. At Wagner, he will have three years of eligibility after playing one year for the Wrangler basketball team. For Odessa, Davis, a Bronx native, appeared in 29 games, averaging 6.9 points per game while shooting 51.0 percent from the field, a blistering 82.9 percent from the free-throw line and 35.7 percent from beyond-the-arc. Davis scored a career-best 21 points on 8-of-11 shooting from the floor and 3-of-4 from the outside against Midland College back on January 21. In all, Davis compiled ten games in which he went for double-digits. Davis was part of the Abraham Lincoln High School team that featured future NBA draft pick, Isaiah Whitehead (Seton Hall) and Desi Rodriguez (Seton Hall). During the 2012-13 season, Davis appeared in 15 games, averaging 17.1 ppg, 7.5 rpg and 1.5 apg a contest as the Railsplitters went 24-6 and 15-1 in league play. In the playoffs, Davis netted 14.3 points while corralling 6.4 rpg and dishing out 2.3 helpers. In the 2013 PSAL Varsity A "AA" Division championship game, held at Madison Square Garden on March 16, Davis, Whitehead and Rodriguez combined for 44 of the 65 total points as Davis finished with a game-high 18 as Lincoln defeated Thomas Jefferson, 65-54...Born April 8, 1995... Undeclared major at Wagner.

## 16-17 SEASON HIGHS

Points	7 vs. Monmouth (12/6/16)
Rebounds	1 (3x), last vs. Monmouth (12/6/16)
Assists	1 (2x), last @ American (11/22/16)
Steals	1 vs. Rider (11/26/16)
Blocks	---
FG Made	3 vs. Monmouth (12/6/16)
FG Att	4 (2x), last vs. Monmouth (12/6/16)
3PT Made	1 vs. Monmouth (12/6/16)
3PT Att	1 (2x), last vs. Monmouth (12/6/16)
FT Made	1 vs. Rider (11/26/16)
FT Att	2 vs. Rider (11/26/16)
Turnovers	2 (3x), last vs. Monmouth (12/6/16)
Minutes	20 vs. Monmouth (12/6/16)

## CAREER HIGHS

Points	7 vs. Monmouth (12/6/16)
Rebounds	1 (3x), last vs. Monmouth (12/6/16)
Assists	1 (2x), last @ American (11/22/16)
Steals	1 vs. Rider (11/26/16)
Blocks	---
FG Made	3 vs. Monmouth (12/6/16)
FG Att	4 (2x), last vs. Monmouth (12/6/16)
3PT Made	1 vs. Monmouth (12/6/16)
3PT Att	1 (2x), last vs. Monmouth (12/6/16)
FT Made	1 vs. Rider (11/26/16)
FT Att	2 vs. Rider (11/26/16)
Turnovers	2 (3x), last vs. Monmouth (12/6/16)
Minutes	20 vs. Monmouth (12/6/16)

## 16-17 AVERAGES

Games Played:	5
Games Started:	1
Minutes/Game:	9.2
Points/Game:	2.4
FG Pct:	50.0%
3FG Pct:	50.0%
FT Pct:	50.0%
Rebounds/Game:	0.6
Assists/Game:	0.4
Turnovers/Game:	1.2
Assist/Turnover ratio:	0.3
Steals/Game:	0.2
Blocks/game:	---

## MISCELLANEOUS

	16-17	CAREER
Double Figure Pts	---	---
20-plus Pts	---	---
Double Figure Rebs	---	---
Double-Doubles	---	---
3 or more Stls	---	---
3 or more Blks	---	---
3 or more 3PT FG	---	---
Scoring Leader	---	---
Rebounding Leader	---	---
Assists Leader	---	---
Steals Leader	---	---
Blocks Leader	---	---

Opponent	Date	gs	min	Total		3-Pointers		Free throws			Rebounds										
				fg-fga	pct	3fg-fga	pct	ft-fga	pct	off	def	tot	avg	pf	a	t/o	blk	stl	pts	avg	
at UCONN	11/11/16	dnp	-	-	-	-	-	-	-	-	-	-	-	-	-	-	-	-	-	-	
at UMass Lowell	11/14/16	3	0-0	.000	0-0	.000	0-0	.000	0	0	0	0.0	0	0	1	2	0	0	0	0.0	
FAIRFIELD	11/19/16	dnp	-	-	-	-	-	-	-	-	-	-	-	-	-	-	-	-	-	-	
at AMERICAN	11/22/16	4	0-1	.000	0-0	.000	0-0	.000	0	0	0	0.0	0	0	1	0	0	0	0	0.0	
RIDER	11/26/16	11	2-4	.500	0-1	.000	1-2	.500	1	0	1	0.3	0	0	0	0	0	1	5	1.7	
at Massachusetts	11/30/16	8	0-1	.000	0-0	.000	0-0	.000	1	0	1	0.5	0	0	2	0	0	0	0	1.3	
MONMOUTH	12/6/16	* 20	3-4	.750	1-1	1.000	0-0	.000	0	1	1	0.6	2	0	2	0	0	0	7	2.4	
Totals		1	46	5-10	.500	1-2	.500	1-2	.500	2	1	3	0.6	2	2	6	0	1	12	2.4	

Games played: 5  
Minutes/game: 9.2  
Points/game: 2.4  
FG Pct: 50.0  
3FG Pct: 50.0  
FT Pct: 50.0

Rebounds/game: 0.6  
Assists/game: 0.4  
Turnovers/game: 1.2  
Assist/turnover ratio: 0.3  
Steals/game: 0.2

## CAREER STATISTICS (ALL GAMES)

			Total		3-Point		F-Throws		Rebounds											Scoring	
Season	gp-gs	min/avg	fg-fga	pct	fg-fga	pct	ft-fga	pct	off	def	tot	avg	pf	fo	ast	to	blk	stl	pts	avg	
2016-17	5-1	46/9.2	5-10	.500	1-2	.500	1-2	.500	2	1	3	0.6	2	0	2	6	0	1	12	2.4	
TOTAL	5-1	46/9.2	5-10	.500	1-2	.500	1-2	.500	2	1	3	0.6	2	0	2	6	0	1	12	2.4	



wagnerathletics.com



wagnerathletics



Wagner Athletics



@wagnerathletics



@wagnerathletics



# 2016-17 WAGNER COLLEGE MEN'S BASKETBALL GAME NOTES

GAME 8: MORGAN STATE UNIVERSITY BEARS | BALTIMORE, MD | DECEMBER 10, 2016



**#23 MICHAEL CAREY**  
GUARD | SR | 6-5 | 210  
NASSAU, BAHAMAS

## 2015-16 Junior Season

Started in 25 of the 34 games played... Second-leading scorer on the team at 12.6 points per game (15th among all-Northeast Conference players)... Pulled down a team-leading 9.1 caroms a contest (2nd in the NEC; 1st among all guards)... Dished out 1.5 assists a game in 29.1 minutes... Shot 50.3 percent from the field (7th in the NEC) while converting on 81.0 percent from the free throw line (8th in the conference)... Ranked among the top-15 in blocked shots (0.79 per game) while ranking fourth in the circuit in both offensive rebounds (3.21 a/g; 109 total) and defensive rebounds (5.94 a/g; 202 total)... Of the 34 games played, scored in double-figures in 26 of those contests while hitting the 20-point mark on four occasions, which includes a career-high 28 against the LIU Brooklyn Blackbirds in the 2016 NEC Semifinals (3/5)... Finished the season with 15 double-doubles, the most by a Seahawk since Durrell Vinson tallied 14 double-doubles during the 2007-08 campaign... Grabbed at least five rebounds in 32 of 34 games on the season while recording double-digit caroms in 17 contests, which includes a career-best 17 rebounds in the final game of the regular season at home against Robert Morris (2/27)... Two-time NEC Player of the Week (2/1 & 2/29)... Two-time Metropolitan Basketball Writers' Association (MBWA) Men's Division I Honorable Mention choice (Week of Jan 25-31 & February 22-28)... Named 2015-16 All-Northeast Conference Second Team selection... Named to the 2016 NEC All-Tournament Team... Garnered National Association of Basketball Coaches (NABC) Division I District 18 Second Team honors... Member of the Bahamas National Team that competed in the 2016 Centrobasket Championships in Panama City, Panama, where he averaged 8.2 ppg, 4.4 rpg, and 3.0 apg in five games for the Bahamas, which took home a fourth-place finish.

Before Wagner: Carey, an athletic, rugged 6-5, 190-pound guard who averaged 10.9 points and 5.8 rebounds per game last season while leading San Jacinto to a 28-6 record, was highly recruited out of high school originally committing to Texas Tech... While leading San Jacinto to its first National Junior College Athletic Association (NJCAA) Division I Men's Basketball Championship appearance in 10 years last season, Carey notched 16 double-digit scoring games, eclipsing the 20-point plateau four times... His 2014-15 campaign was highlighted by a career-high 23-point outburst, which came on 10-of-14 shooting, during the Ravens' 129-72 victory over Lone Star College-Kingwood on November 11... Prior to spending two seasons at San Jacinto, Carey was a standout guard at Lamar Consolidated High School in Rosenberg, TX, which is located within the Houston metropolitan area... As a senior, he led the Mustangs to a 27-9 overall record and a 13-1 mark in league play while clinching the 2012 District Championship and garnering Second-Team All-District honors... Born August 18, 1993... Majoring in Sociology at Wagner.

## 16-17 SEASON HIGHS

Points	22 @ American (11/22/16)
Rebounds	13 @ UMass Lowell (11/14/16)
Assists	3 (2x), last @ Massachusetts (11/30/16)
Steals	4 @ UConn (11/11/16)
Blocks	1 vs. Rider (11/26/16)
FG Made	9 vs. Fairfield (11/19/16)
FG Att	20 vs. Fairfield (11/19/16)
3PT Made	2 vs. Fairfield (11/19/16)
3PT Att	5 @ UConn (11/11/16)
FT Made	6 @ American (11/22/16)
FT Att	8 @ American (11/22/16)
Turnovers	8 vs. Fairfield (11/19/16)
Minutes	45 vs. Fairfield (11/19/16)

## CAREER HIGHS

Points	28 vs. LIU Brooklyn (3/5/16)
Rebounds	17 vs. Robert Morris (2/27/16)
Assists	5 vs. Fairleigh Dickinson (3/8/16)
Steals	4 @ UConn (11/11/16)
Blocks	3 (3x), last vs. Robert Morris (2/27/16)
FG Made	12 vs. LIU Brooklyn (3/5/16)
FG Att	20 vs. Fairfield (11/19/16)
3PT Made	2 (5x), last vs. Fairfield (11/19/16)
3PT Att	5 (3x), last vs. Fairfield (11/19/16)
FT Made	8 vs. Fairleigh Dickinson (2/4/16)
FT Att	11 vs. Fairleigh Dickinson (2/4/16)
Turnovers	8 vs. Fairfield (11/19/16)
Minutes	45 vs. Fairfield (11/19/16)

## 16-17 AVERAGES

Games Played:	7
Games Started:	7
Minutes/Game:	37.4
Points/Game:	13.1
FG Pct:	39.6%
3FG Pct:	28.6%
FT Pct:	60.9%
Rebounds/Game:	9.0
Assists/Game:	1.9
Turnovers/Game:	3.1
Assist/Turnover ratio:	0.6
Steals/Game:	1.0
Blocks/game:	0.1

## MISCELLANEOUS

	16-17	CAREER
Double Figure Pts	4	30
20-plus Pts	2	6
Double Figure Rebs	3	20
Double-Doubles	2	17
3 or more Stls	1	2
3 or more Blks	---	2
3 or more 3PT FG	---	---
Scoring Leader	3	9
Rebounding Leader	4	27
Assists Leader	---	3
Steals Leader	1	6
Blocks Leader	---	10


Opponent	Date	gs	min	Total		3-Pointers		Free throws		Rebounds			pf	a	t/o	blk	stl	pts	avg
				fg-fga	pct	3fg-fga	pct	ft-fa	pct	off	def	tot							
at UCONN	11/11/16	*	36	2-8	.250	1-5	.200	2-4	.500	2	4	6	6.0	1	2	3	0	4	7.0
at UMass Lowell	11/14/16	*	37	4-15	.267	1-3	.333	2-4	.500	7	6	13	9.5	4	2	4	0	11	9.0
FAIRFIELD	11/19/16	*	45	9-20	.450	2-4	.500	1-1	1.000	2	6	8	9.0	3	3	8	0	21	13.0
at AMERICAN	11/22/16	*	35	8-13	.615	0-0	.000	6-8	.750	0	5	5	8.0	4	1	1	0	1	22.0
RIDER	11/26/16	*	33	4-13	.308	0-3	.000	0-1	.000	5	5	10	8.4	3	1	1	1	8	13.8
at Massachusetts	11/30/16	*	40	4-12	.333	1-3	.333	0-0	.000	2	7	9	8.5	2	3	1	0	9	13.0
MONMOUTH	12/6/16	*	36	5-10	.500	1-3	.333	3-5	.600	3	9	12	9.0	4	1	4	0	14	13.1
Totals		7	262	36-91	.396	6-21	.286	14-23	.609	21	42	63	9.0	21	13	22	1	7	92.13.1

Games played: 7  
Minutes/game: 37.4  
Points/game: 13.1  
FG Pct: 39.6  
3FG Pct: 28.6  
FT Pct: 60.9

Rebounds/game: 9.0  
Assists/game: 1.9  
Turnovers/game: 3.1  
Assist/turnover ratio: 0.6  
Steals/game: 1.0  
Blocks/game: 0.1

## CAREER STATISTICS (ALL GAMES)

			Total		3-Point		F-Throws		Rebounds											Scoring	
Season	gp-gs	min/avg	fg-fga	pct	fg-fga	pct	ft-flt	pct	off	def	tot	avg	pf	fo	ast	to	blk	stl	pts	avg	
2015-16	34-25	991/29.1	151-300	.503	15-55	.273	111-137	.810	109	202	311	9.1	85	2	52	56	27	25	428	12.6	
2016-17	7-7	262/37.4	36-91	.396	6-21	.286	14-23	.609	21	42	63	9.0	21	0	13	22	1	7	92	13.1	
TOTAL	41-32	1253/30.6	187-391	.478	21-76	.276	125-160	.781	130	244	374	9.1	106	2	65	78	28	32	520	12.7	



wagnerathletics.com



wagnerathletics



Wagner Athletics



@wagnerathletics



@wagnerathletics





# 2016-17 WAGNER COLLEGE MEN'S BASKETBALL GAME NOTES

GAME 8: MORGAN STATE UNIVERSITY BEARS | BALTIMORE, MD | DECEMBER 10, 2016



**#24 DEVIN LIGEONS**  
GUARD | SOPH | 6-1 | 190  
PHILADELPHIA, PA

## 2015-16 Freshman Season

Appeared in 15 games for the Seahawks during his first season, while earning the start three times... First collegiate start came on the road at NEC-rival, Bryant (2/13)... Averaged 1.9 points per game, 1.4 rebounds and 0.1 assists a contest... Logged 4.8 minutes a contest, while playing in a career-high 16 in his first start at Bryant (2/13)... Netted a career-best seven points on 1-of-3 shooting from the field, which included a 4-of-6 clip from the free-throw against the Bulldogs (2/13)... Grabbed a personal-best eight rebounds on the road at Central Connecticut (2/20)... Recorded his first collegiate assist on 2/11 on the road at LIU Brooklyn... Went 3-for-4 from free-throw line in the Seahawks' second round National Invitational Tournament (NIT) appearance at Creighton (3/19).

Before Wagner: An athletic guard who can play the two or three position, Ligeons averaged 9.1 points per game as a junior and was ranked among the top 25 players from the Quaker State, according to ESPN Top 100.... Suffered a fractured left hand that sidelined him until late in the season, Ligeons delivered a 15-point, 8-rebound game in leading the Panthers to a victory over Scranton Prep in the second round of the Pennsylvania Interscholastic Athletic Association (PIAA) Class AAA playoffs... Averaged 13.5 points per game along with 5.0 rebounds and 4.0 assists as Imhotep finished the 2014-15 season with a 22-10 record and advanced to the PIAA Class AAA quarterfinals... Is the second active player in the Northeast Conference (NEC) from Imhotep joining Basil Thompson of Saint Francis University... Born April 14, 1996... Underclad major at Wagner.

## 16-17 SEASON HIGHS

Points	8 @ UConn (11/11/16)
Rebounds	3 vs. Monmouth (12/6/16)
Assists	1 (2x), last vs. Rider (11/26/16)
Steals	3 @ UMass Lowell (11/14/16)
Blocks	1 @ UMass Lowell (11/14/16)
FG Made	3 vs. Rider (11/26/16)
FG Att	4 (3x), last vs. Rider (11/26/16)
3PT Made	2 @ UMass Lowell (11/14/16)
3PT Att	4 @ UMass Lowell (11/14/16)
FT Made	5 @ UConn (11/11/16)
FT Att	5 @ UConn (11/11/16)
Turnovers	4 @ Massachusetts (11/30/16)
Minutes	24 @ Massachusetts (11/30/16)

## CAREER HIGHS

Points	8 @ UConn (11/11/16)
Rebounds	8 @ Central Connecticut (2/20/16)
Assists	1 (4x), last vs. Rider (11/26/16)
Steals	3 @ UMass Lowell (11/14/16)
Blocks	1 (3x), last @ UMass Lowell (11/14/16)
FG Made	3 vs. Rider (11/26/16)
FG Att	6 @ Central Connecticut (2/20/16)
3PT Made	2 @ UMass Lowell (11/14/16)
3PT Att	4 @ UMass Lowell (11/14/16)
FT Made	5 @ UConn (11/11/16)
FT Att	6 @ Bryant (2/13/16)
Turnovers	4 @ Massachusetts (11/30/16)
Minutes	24 @ Massachusetts (11/30/16)

## 16-17 AVERAGES

Games Played:	7
Games Started:	2
Minutes/Game:	15.0
Points/Game:	4.3
FG Pct:	45.0%
3FG Pct:	41.7%
FT Pct:	58.3%
Rebounds/Game:	1.4
Assists/Game:	0.3
Turnovers/Game:	1.4
Assist/Turnover ratio:	0.2
Steals/Game:	0.7
Blocks/game:	0.1

## MISCELLANEOUS

	16-17	CAREER
Double Figure Pts	---	---
20-plus Pts	---	---
Double Figure Rebs	---	---
Double-Doubles	---	---
3 or more Stls	1	1
3 or more Blks	---	---
3 or more 3PT FG	---	---
Scoring Leader	---	---
Rebounding Leader	---	2
Assists Leader	---	---
Steals Leader	1	1
Blocks Leader	1	1

Opponent	Date	gs	min	Total		3-Pointers		Free throws		Rebounds			pf	a	t/o	blk	stl	pts	avg
				fg-fga	pct	3fg-fga	pct	ft-fa	pct	off	def	tot							
at UCONN	11/11/16	13	1-4	250	1-3	.333	5-5	1.000	0	0	0	0.0	1	0	3	0	1	8	8.0
at UMass Lowell	11/14/16	*	16	2-4	.500	2-4	.500	1-2	.500	0	0	0	0.0	5	0	1	3	7	7.5
FAIRFIELD	11/19/16	*	10	0-2	.000	0-1	.000	0-0	.000	2	0	2	0.7	0	1	0	0	0	5.0
at AMERICAN	11/22/16	12	0-2	.000	0-1	.000	0-1	.000	0	1	1	0.8	0	1	0	0	0	3.8	
RIDER	11/26/16	12	3-4	.750	1-1	1.000	0-0	.000	1	1	2	1.0	4	1	1	0	1	7	7.4
at Massachusetts	11/30/16	24	1-2	.500	1-2	.500	1-4	.250	1	1	2	1.2	4	0	4	0	4	4.3	
MONMOUTH	12/6/16	18	2-2	1.000	0-0	.000	0-0	.000	2	1	3	1.4	1	0	0	0	4	4.3	
Totals		2	105	9-20	.450	5-12	.417	7-12	.583	6	4	10	1.4	15	2	10	1	5	30

Games played: 7  
Minutes/game: 15.0  
Points/game: 4.3  
FG Pct: 45.0  
3FG Pct: 41.7  
FT Pct: 58.3

Rebounds/game: 1.4  
Assists/game: 0.3  
Turnovers/game: 1.4  
Assist/turnover ratio: 0.2  
Steals/game: 0.7  
Blocks/game: 0.1

## CAREER STATISTICS (ALL GAMES)

			Total		3-Point		F-Throws		Rebounds											Scoring	
Season	gp-gs	min/avg	fg-fga	pct	fg-fga	pct	ft-fa	pct	off	def	tot	avg	pf	fo	ast	to	blk	stl	pts	avg	
2015-16	15-3	72/4.8	8-27	.296	2-8	.250	11-19	.579	11	10	21	1.4	13	0	2	3	2	3	29	1.9	
2016-17	7-2	105/15.0	9-20	.450	5-12	.417	7-12	.583	6	4	10	1.4	15	1	2	10	1	5	30	4.3	
TOTAL	22-5	177/8.0	17-47	.362	7-20	.350	18-31	.581	17	14	31	1.4	28	1	4	13	3	8	59	2.7	



wagnerathletics.com



wagnerathletics



Wagner Athletics



@wagnerathletics



@wagnerathletics



# 2016-17 WAGNER COLLEGE MEN'S BASKETBALL GAME NOTES

GAME 8: MORGAN STATE UNIVERSITY BEARS | BALTIMORE, MD | DECEMBER 10, 2016



## #34 MIKE AAMAN FORWARD | R-SR | 6-8 | 260 HAZLET, NJ

### 2015-16 Redshirt Senior Season (Wagner)

Saw action in all 34 games, earning the starting nod in 21 games... Averaged 8.1 points, 5.5 rebounds (17th among all-conference players) in 19.2 minutes a contest... Ranked sixth in the Northeast Conference (NEC) in field-goal percentage, converting on 50.5 percent of his shots from the field (110-of-218)... Scored in double-figures 13 times on the year, which included a season-best 19 points on 8-of-12 shooting on the road at Fairleigh Dickinson (2/18)... Grabbed at least five rebounds in seven contests, pulling down a season-high ten caroms on the road at Mount St. Mary's (1/30)... Ranked ninth in the circuit averaging 2.44 offensive rebounds per contest (83 for the year)... In NEC-only contest, he averaged 5.4 caroms a game (19th best in the league)... Shot 57.9 percent from the field (4th among all-conference players).

### 2014-15 Redshirt Junior Season (Wagner)

Saw action in 17 games, starting nine... Averaged 10.4 points, 9.3 rebounds and 23.2 minutes per game... Seven double-figure games... Five double-figure rebounding games... Three double-doubles along with three 20-point performances... First double-double as a Seahawk on the road against Maine (12/2) with 15 points (6-14 FG) and 11 rebounds... Corralled 14 caroms at home against Sacred Heart (1/29)... Back-to-back double-figure scoring games against Central Connecticut (1/31) and on the road at Sacred Heart (2/5)... Grabbed 11 rebounds against eventual NEC-regular season champion St. Francis Brooklyn (2/7)... Posted his second double-double of the season with a 20 point (4-17 FG; 12-18 FT), 23 rebound (14 offensive) performance against Fairleigh Dickinson... Tied the third-highest individual total in a Northeast Conference (NEC) game, matching the mark set by Carey Scurry of LIU Brooklyn (1/21/84)... Most rebounds by a Seahawk since Durrell Vinson ('08) grabbed 20 against Fairleigh Dickinson (1/27/08)... Fourth-highest total in Division I for the season, tying Kendall Gray (Delaware State), Ousmane Drame (Quinnipiac) and Shaq Goodwin (Memphis)... Notched his second straight 20-point outing with a career-best 22 (10-15 FG) and 15 rebound outing at home against Bryant (2/19)... Recorded his third 20-point outing in the NEC regular season finale on the road at Mount St. Mary's (2/28) with 21 points (8-16 FG; 5-6 FT) in 30 minutes of play... Scored 19 points (6-14 FG; 7-7 FT) in the NEC Quarterfinals at eventual NEC Tournament champion Robert Morris (3/4).

### 2013-14 Sophomore Season (University of Rhode Island)

Played in five games for the Rams... Averaged 3.0 points, 2.4 rebounds and 9.4 minutes a contest... Scored a season-high five points against North Carolina A&T (11/15)... Grabbed a season-best five rebounds in Rhode Island's 97-77 opening night victory against Maine (11/8).

### 2012-13 Freshman Season (University of Rhode Island)

Played in 25 games, making four starts... Averaged 4.7 points, 3.7 rebounds and 15.0 minutes per game... Four double-digit scoring games... Season-high 15 points (5-8 FG; 5-5 FT) at home against Vermont (12/1)... Posted his first collegiate double-double at Richmond (1/9) with 13 points (6-9 FG) and 12 rebounds... Tied his season-high with 15 points (7-10 FG) at home against La Salle (2/24).

Before Wagner: Played his prep ball at Raritan High School under the direction of Denis Caruano... Named the Monmouth County and All Shore Media Player of the Year in each of his final two seasons... As a senior in 2011-2012, averaged 21.9 points, 16.8 rebounds and 4.1 blocks per game... Named to the Star Ledger All-State team... MVP of the 2012 Shore Conference All-Star Game, after scoring a game-high 33 points... Also played in the New Jersey State All-Star Game, adding 18 points... As a junior, averaged 17.4 points, 13.1 rebounds and 3.7 blocks per game as the Rockets went 24-3 and won the Shore Conference Championship... Scored 22 points with 24 rebounds in Raritan's 43-35 victory over Rumson in the title game... During his breakout junior season, Aaman had 14 double-doubles and eight 20-point outings... Played AAU ball for the Game 7 Sharks Elite under the direction of Greg Yoncoski... Born on April 21, 1994 in Staten Island... Has a sister, Kaitlin... Is a Sociology major at Wagner.

## 16-17 SEASON HIGHS

Points	17 @ Massachusetts (11/30/16)
Rebounds	10 vs. Rider (11/26/16)
Assists	2 @ UConn (11/11/16)
Steals	2 vs. Monmouth (12/6/16)
Blocks	3 vs. Rider (11/26/16)
FG Made	7 @ Massachusetts (11/30/16)
FG Att	12 vs. Rider (11/26/16)
3PT Made	---
3PT Att	---
FT Made	5 @ UConn (11/11/16)
FT Att	9 @ Massachusetts (11/30/16)
Turnovers	3 (2x), last vs. Rider (11/26/16)
Minutes	34 vs. Rider (11/26/16)

## CAREER HIGHS

Points	22 vs. Bryant (2/19/15)
Rebounds	23 vs. Fairleigh Dickinson (2/14/15)
Assists	2 (9x), last @ UConn (11/11/16)
Steals	3 @ Mount St. Mary's (1/30/16)
Blocks	5 vs. Robert Morris (3/2/16)
FG Made	10 vs. Bryant (2/19/15)
FG Att	17 vs. Fairleigh Dickinson (2/14/15)
3PT Made	---
3PT Att	1 @ Virginia Tech (11/12/12) (URI)
FT Made	12 vs. Fairleigh Dickinson (2/14/15)
FT Att	18 vs. Fairleigh Dickinson (2/14/15)
Turnovers	4 vs. Bryant (2/19/15)
Minutes	34 vs. Rider (11/26/16)

## 16-17 AVERAGES

Games Played:	7
Games Started:	6
Minutes/Game:	26.4
Points/Game:	10.4
FG Pct:	52.7%
3FG Pct:	---
FT Pct:	53.6%
Rebounds/Game:	7.1
Assists/Game:	0.9
Turnovers/Game:	1.7
Assist/Turnover ratio:	0.5
Steals/Game:	0.9
Blocks/game:	0.9

## MISCELLANEOUS

	16-17	CAREER
Double Figure Pts	3	27
20-plus Pts	---	3
Double Figure Rebs	1	8
Double-Doubles	1	5
3 or more Stls	---	1
3 or more Blks	1	3
3 or more 3PT FG	---	---
Scoring Leader	9	12
Rebounding Leader	9	25
Assists Leader	---	---
Steals Leader	2	5
Blocks Leader	3	12


Opponent	Date	gs	min	Total		3-Pointers		Free throws		Rebounds				pf	a	tlo	blk	stl	pts	avg
				fg	pct	3fg	pct	ft	pct	off	def	tot	avg							
at UCONN	11/11/16	*	28	5-11	.455	0-0	.000	5-6	.833	5	4	9	9.0	1	2	1	0	0	15	15.0
at UMass Lowell	11/14/16	*	23	4-7	.571	0-0	.000	1-2	.500	3	2	5	7.0	0	0	2	0	1	9	12.0
FAIRFIELD	11/19/16	*	26	2-5	.400	0-0	.000	0-1	.000	1	4	5	6.3	5	0	3	0	1	4	9.3
at AMERICAN	11/22/16	*	21	4-8	.500	0-0	.000	1-2	.500	2	7	9	7.0	4	1	0	2	1	9	9.3
RIDER	11/26/16	*	34	6-12	.500	0-0	.000	1-1	1.000	6	4	10	7.6	1	1	3	3	0	13	10.0
at Massachusetts	11/30/16	*	33	7-10	.700	0-0	.000	3-9	.333	3	5	8	7.7	1	1	2	0	1	17	11.2
MONMOUTH	12/6/16		20	1-2	.500	0-0	.000	4-7	.571	1	3	4	7.1	2	1	1	1	2	6	10.4
Totals		6	185	29-55	.527	0-0	.000	15-28	.536	21	29	50	7.1	14	6	12	6	6	73	10.4

Games played: 7  
Minutes/game: 26.4  
Points/game: 10.4  
FG Pct: 52.7  
FT Pct: 53.6

Rebounds/game: 7.1  
Assists/game: 0.9  
Turnovers/game: 1.7  
Assist/turnover ratio: 0.5  
Steals/game: 0.9  
Blocks/game: 0.9

## CAREER STATISTICS (ALL GAMES)

			Total		3-Point		F-Throws		Rebounds											Scoring	
Season	gp-gs	min/avg	fg-fga	pct	fg-fga	pct	ft-fita	pct	off	def	tot	avg	pf	fo	ast	to	blk	stl	pts	avg	
2012-13*	25-4	376/15.0	45-90	.500	0-1	.000	27-39	.692	35	57	92	3.7	64	3	4	15	6	10	117	4.7	
2013-14*	5-0	47/9.4	7-14	.500	0-0	.000	1-1	1.000	5	7	12	2.4	4	0	1	3	1	0	15	3.0	
2014-15	17-9	394/23.2	65-165	.394	0-0	.000	46-68	.676	75	83	158	9.3	40	0	5	21	16	10	176	10.4	
2015-16	34-21	654/19.2	110-218	.505	0-0	.000	56-94	.596	83	104	187	5.5	89	1	19	46	20	15	276	8.1	
2016-17	7-6	185/26.4	29-55	.527	0-0	.000	15-28	.536	21	29	50	7.1	14	1	6	12	6	6	73	10.4	
TOTAL	58-36	1233/21.3	204-438	.466	0-0	.000	117-190	.616	179	216	395	6.8	143	2	30	79	42	31	525	9.1	
All*	88-40	1656/18.8	256-542	.472	0-1	.000	145-230	.630	219	280	499	5.7	211	5	35	97	49	41	657	7.5	



wagnerathletics.com



wagnerathletics



Wagner Athletics



@wagnerathletics



@wagnerathletics





# 2016-17 WAGNER COLLEGE MEN'S BASKETBALL GAME NOTES

GAME 8: MORGAN STATE UNIVERSITY BEARS | BALTIMORE, MD | DECEMBER 10, 2016



**#35 GREG SEVATT**  
**FORWARD | SR | 6-8 | 270**  
**ELMONT, NY**

## 2015-16 Junior Season

Appeared in 32 games for the Seahawks during the season, starting in two games... Averaged 1.5 points, 2.1 rebounds in 8.5 minutes of action... Earned back-to-back starts against Big East opponents, St. John's (11/13) and Seton Hall (11/15)... Pulled down a season-high nine cars against the LIU Brooklyn Blackbirds in the 2016 Northeast Conference (NEC) semifinals (3/5)... Named to the 2015-16 NEC Winter Academic Honor Roll.

## 2014-15 Sophomore Season

Played in 29 of Wagner's 31 games, making 17 starts, including a stretch of 15 straight (12/29 to 2/14)... Averaged 3.9 points, 4.3 rebounds (averaged 1.93 of-fense rebounds a game, good for 13th in the NEC) and 0.5 blocks per game... Grabbed a career-high 15 cars on the road against Central Connecticut (1/24), eight of which coming on the defensive glass... Recorded at least five rebounds in 11 games in 2014-15... Prior to the start of the 2014-2015 season, was nominated for the National Association of Basketball Coaches (NABC) Good Works Team... Represented the Northeast Conference and Wagner College at the 2015 NCAA Student-Athlete Leadership Forum, held in Orlando, FL (4/9 to 4/12).

## 2013-14 Freshman Season

Averaged 1.8 points and 1.6 rebounds per game while shooting 50.0 percent (15-of-30) from the floor ... Scored a career-high 10 points and over 11 minutes in 83-59 NEC Quarterfinal win vs. CCSU (3/5) ... Also was 3-for-6 from the floor and 4-for-6 from the line while grabbing four rebounds ... Pulled down a career and team-best seven rebounds with four points at St. Francis Brooklyn (2/1) ... Followed that up with four points and six rebounds in 75-68 victory against FDU (2/6) ... Scored five points with three rebounds against UIC (11/27) ... Notched three points in 102-87 romp at Coppin State (11/18) ... Grabbed a pair of rebounds at Rider (12/14) and at La Salle (12/19) ... Played in 21 games, averaging 6.0 minutes each time out.

Before Wagner: Played his prep ball at Marianapolis Prep under the direction of Andrew Vitale ... Helped the Knights to a 21-9 record while averaging 9.4 points and a team-leading 9.0 rebounds per game in 2012-2013 ... Posted seven double-doubles while notching double-figures in scoring and on the glass on 12 occasions ... Shot 47.3 percent (83-for-176) from the floor, including a team-leading 47.4 percent (18-for-37) from long range, and 73.0 percent (63-for-86) from the line ... Paced Marianapolis Prep in rebounding a team-leading 18 times ... Also played at Elmont High School under the guidance of George Holub ... Helped the Knights to a 18-3 record and the conference title as a junior in 2010-2011 ... Played his AAU ball for Metro Boston under the guidance of Mo Vasquez ... Averaged 8.3 points and 6.3 rebounds per game ... Also lettered in football and lacrosse ... Born on September 8, 1994 ... Has two siblings: Dominique and Marvin ... Can play the tuba and the trombone ... Is an Anthropology major at Wagner.

## 16-17 SEASON HIGHS

Points	1 @ Massachusetts (11/30/16)
Rebounds	2 @ Massachusetts (11/30/16)
Assists	---
Steals	---
Blocks	1 vs. Monmouth (12/6/16)
FG Made	---
FG Att	1 (2x), last vs. Monmouth (12/6/16)
3PT Made	---
3PT Att	---
FT Made	1 @ Massachusetts (11/30/16)
FT Att	2 @ Massachusetts (11/30/16)
Turnovers	2 vs. Monmouth (12/6/16)
Minutes	4 (2x), last vs. Monmouth (12/6/16)

## CAREER HIGHS

Points	10 vs. Central Connecticut (3/5/14)
Rebounds	15 @ Central Connecticut (1/24/15)
Assists	1 (10x), last @ Fairleigh Dickinson (2/18/16)
Steals	3 @ Vermont (12/14/15)
Blocks	2 (2x), last @ Cincinnati (12/23/15)
FG Made	4 (2x), last @ Central Connecticut (1/24/15)
FG Att	7 @ Central Connecticut (1/24/15)
3PT Made	---
3PT Att	---
FT Made	4 (2x), last @ Robert Morris (2/26/15)
FT Att	8 @ Bryant (1/15/15)
Turnovers	6 @ Fairleigh Dickinson (1/17/15)
Minutes	30 @ Maine (12/2/14)

## 16-17 AVERAGES

Games Played:	2
Games Started:	---
Minutes/Game:	4.0
Points/Game:	0.5
FG Pct:	---
3FG Pct:	---
FT Pct:	50.0%
Rebounds/Game:	1.5
Assists/Game:	---
Turnovers/Game:	1.0
Assist/Turnover ratio:	---
Steals/Game:	---
Blocks/game:	0.5

## MISCELLANEOUS

	16-17	CAREER
Double Figure Pts	---	1
20-plus Pts	---	---
Double Figure Rebs	---	1
Double-Doubles	---	---
3 or more Stls	---	1
3 or more Blks	---	---
3 or more 3PT FG	---	---
Scoring Leader	---	---
Rebounding Leader	---	10
Assists Leader	---	---
Steals Leader	---	4
Blocks Leader	1	16

Opponent	Date	gs	min	Total		3-Pointers		Free throws		Rebounds				pf	a	tlo	blk	stl	pts	avg
				fg	pct	3fg	pct	ft	pct	off	def	tot	avg							
at UCONN	11/11/16	dnp	-	-	-	-	-	-	-	-	-	-	-	-	-	-	-	-	-	-
at UMass Lowell	11/14/16	dnp	-	-	-	-	-	-	-	-	-	-	-	-	-	-	-	-	-	-
FAIRFIELD	11/19/16	dnp	-	-	-	-	-	-	-	-	-	-	-	-	-	-	-	-	-	-
at AMERICAN	11/22/16	dnp	-	-	-	-	-	-	-	-	-	-	-	-	-	-	-	-	-	-
RIDER	11/26/16	dnp	-	-	-	-	-	-	-	-	-	-	-	-	-	-	-	-	-	-
at Massachusetts	11/30/16	4	0-1	.000	0-0	.000	1-2	.500	1	1	2	2.0	2	0	0	0	0	0	1	1.0
MONMOUTH	12/6/16	4	0-1	.000	0-0	.000	0-0	.000	0	1	1	1.5	3	0	2	1	0	0	0.5	
Totals		0	8	0-2	.000	0-0	.000	1-2	.500	1	2	3	1.5	5	0	2	1	0	1	0.5

Games played: 2  
Minutes/game: 4.0  
Points/game: 0.5  
FG Pct: 0.0  
FT Pct: 50.0

Rebounds/game: 1.5  
Turnovers/game: 1.0  
Blocks/game: 0.5

## CAREER STATISTICS (ALL GAMES)

			Total		3-Point		F-Throws		Rebounds											Scoring	
Season	gp-gs	min/avg	fg-fga	pct	fg-fga	pct	ft-fga	pct	off	def	tot	avg	pf	fo	ast	to	blk	stl	pts	avg	
2013-14	21-0	125/6.0	15-30	.500	0-0	.000	7-16	.438	18	16	34	1.6	23	2	1	3	3	0	37	1.8	
2014-15	29-17	474/16.3	46-93	.495	0-0	.000	21-39	.538	56	69	125	4.3	100	8	5	25	14	14	113	3.9	
2015-16	32-2	272/8.5	16-40	.400	0-0	.000	16-33	.485	37	30	67	2.1	51	0	4	19	8	7	48	1.5	
2016-17	2-0	8/4.0	0-2	.000	0-0	.000	1-2	.500	1	2	3	1.5	5	0	0	2	1	0	1	0.5	
TOTAL	84-19	879/10.5	77-165	.467	0-0	.000	45-90	.500	112	117	229	2.7	179	10	10	49	26	21	199	2.4	





THE STAT CREW SYSTEM																															
WAGNER Combined Team Statistics (as of Dec 06, 2016)																															
All games																															
RECORD:		OVERALL					HOME					AWAY					NEUTRAL														
ALL GAMES		2-5					0-3					2-2					0-0														
CONFERENCE		0-0					0-0					0-0					0-0														
NON-CONFERENCE		2-5					0-3					2-2					0-0														
		Total					3-Point			F-Throw		Rebounds																			
#	Player	gp-gs	min	avg	fg-fga	fg%	3fg-fga	3fg%	ft-fa	ft%	off	def	tot	avg	pf	dq	a	to	blk	stl	pts	avg									
11	SAUNDERS, Romone	1-1	27	27.0	5-11	.455	3-7	.429	2-2	1.000	0	2	2	2.0	2	0	2	2	0	0	15	15.0									
00	HENSON, Corey	6-4	200	33.3	28-72	.389	11-43	.256	17-23	.739	2	9	11	1.8	16	0	20	16	0	6	84	14.0									
23	CAREY, Michael	7-7	262	37.4	36-91	.396	6-21	.286	14-23	.609	21	42	63	9.0	21	0	13	22	1	7	92	13.1									
05	COOPER, JoJo	6-4	213	35.5	16-46	.348	5-21	.238	27-40	.675	11	29	40	6.7	16	0	28	16	0	9	64	10.7									
34	AAMAN, Mike	7-6	185	26.4	29-55	.527	0-0	.000	15-28	.536	21	29	50	7.1	14	1	6	12	6	6	73	10.4									
03	FRANCIS, Blake	6-3	121	20.2	16-38	.421	13-29	.448	5-7	.714	5	3	8	1.3	14	1	6	4	0	6	50	8.3									
24	LIGGEONS, Devin	7-2	105	15.0	9-20	.450	5-12	.417	7-12	.583	6	4	10	1.4	15	1	2	10	1	5	30	4.3									
04	SUMBRY, AJ	7-4	108	15.4	10-23	.435	0-0	.000	8-10	.800	7	13	20	2.9	24	3	1	9	5	2	28	4.0									
21	DAVIS, Elijah	5-1	46	9.2	5-10	.500	1-2	.500	1-2	.500	2	1	3	0.6	2	0	2	6	0	1	12	2.4									
10	SALMON, Marquis	3-3	42	14.0	2-5	.400	1-2	.500	1-2	.500	2	4	6	2.0	8	0	1	1	1	0	6	2.0									
02	FERRELL, Connor	5-0	66	13.2	3-8	.375	2-5	.400	1-3	.333	1	4	5	1.0	7	0	1	1	0	1	9	1.8									
01	SCOTT, Shack	5-0	34	6.8	2-5	.400	0-0	.000	3-4	.750	4	4	8	1.6	10	1	1	1	2	0	7	1.4									
15	BROWN, Jamar	2-0	8	4.0	1-2	.500	0-0	.000	0-0	.000	2	0	2	1.0	1	0	0	1	0	1	2	1.0									
35	SENAT, Greg	2-0	8	4.0	0-2	.000	0-0	.000	1-2	.500	1	2	3	1.5	5	0	0	2	1	0	1	0.5									
Team													17	8	25																
Total.....		7	1425			162-388	.418	47-142	.331	102-158	.646	102	154	256	36.6	155	7	83	107	17	44	473	67.6								
Opponents.....		7	1425			155-356	.435	50-144	.347	133-176	.756	69	151	220	31.4	145	-	81	99	13	41	493	70.4								
TEAM STATISTICS		WAGNER					OPP					Date					Opponent					Score					Att.				
SCORING		473					493					11/11/16					at UCONN					W 67-58					9523				
Points per game		67.6					70.4					11/14/16					at UMass Lowell					L 76-87					1053				
Scoring margin		-2.9					-					11/19/16					FAIRFIELD					Lot 64-70					1635				
FIELD GOALS-ATT		162-388					155-356					11/22/16					at AMERICAN					W 73-65					488				
Field goal pct		.418					.435					11/26/16					RIDER					L 67-70					1001				
3 POINT FG-ATT		47-142					50-144					11/30/16					at Massachusetts					L 55-62					2896				
3-point FG pct		.331					.347					12/6/16					MONMOUTH					L 71-81					1302				
3-pt FG made per game		6.7					7.1					* = Conference game																			
FREE THROWS-ATT		102-158					133-176																								
Free throw pct		.646					.756																								
F-Throws made per game		14.6					19.0																								
REBOUNDS		256					220																								
Rebounds per game		36.6					31.4																								
Rebounding margin		+5.1					-																								
ASSISTS		83					81																								
Assists per game		11.9					11.6																								
TURNOVERS		107					99																								
Turnovers per game		15.3					14.1																								
Turnover margin		-1.1					-																								
Assist/turnover ratio		0.8					0.8																								
STEALS		44					41																								
Steals per game		6.3					5.9																								
BLOCKS		17					13																								
Blocks per game		2.4					1.9																								
ATTENDANCE		3938					13960																								
Home games-Avg/Game		3-1313					4-3490																								
Neutral site-Avg/Game		-					0-0																								
Score by Periods		1st	2nd	OT	Totals																										
WAGNER		243	225	5	473																										
Opponents		239	243	11	493																										



2015-2016 WAGNER BASKETBALL  
WAGNER Combined Team Statistics (as of Mar 19, 2016)  
Conference games

RECORD:	OVERALL	HOME	AWAY	NEUTRAL
ALL GAMES	13-5	6-3	7-2	0-0
CONFERENCE	13-5	6-3	7-2	0-0
NON-CONFERENCE	0-0	0-0	0-0	0-0

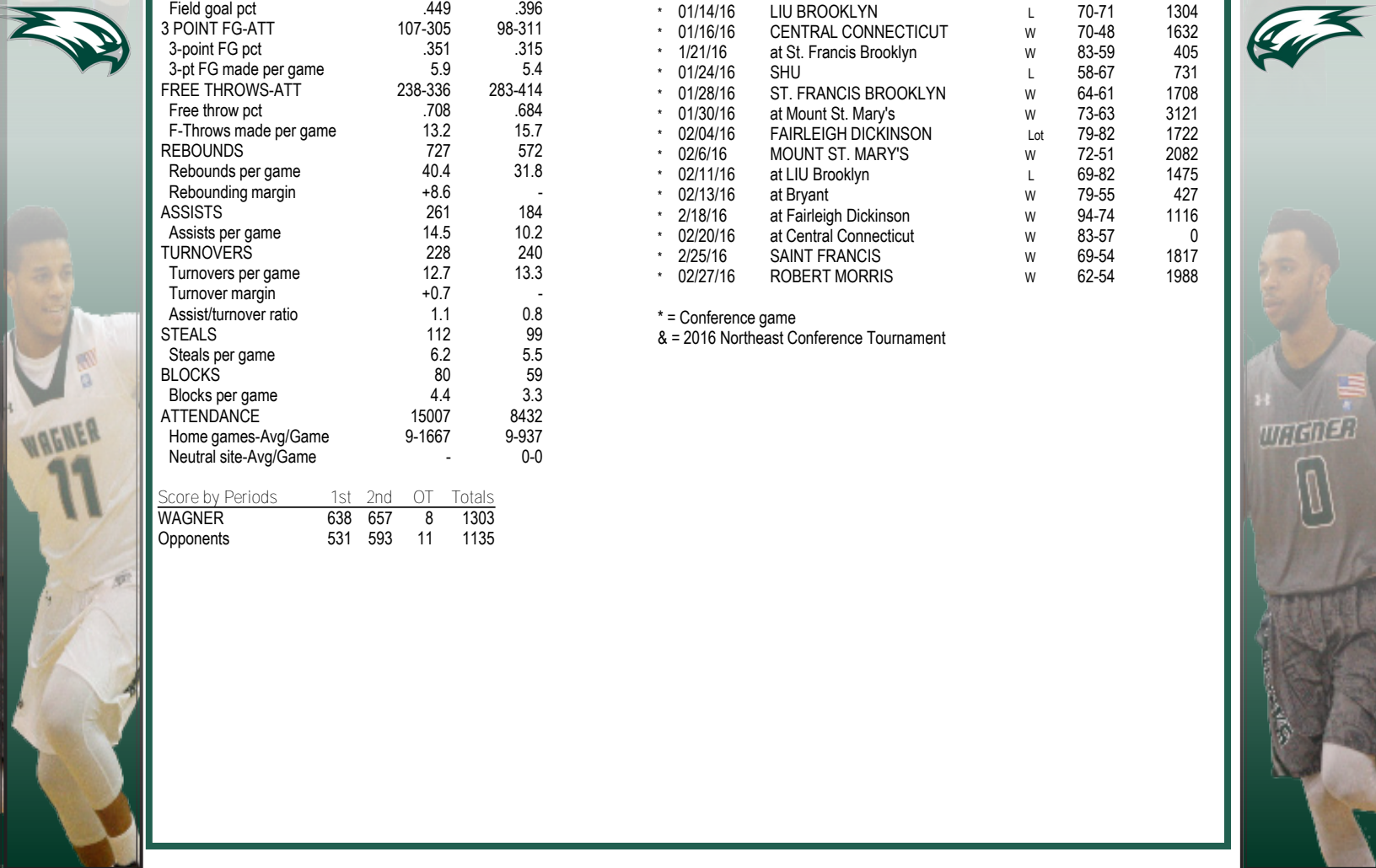
##	Player	gp-gs	min	avg	Total		3-Point		F-Throw		Rebounds				pf	dq	a	to	blk	stl	pts	avg
					fg-fga	fg%	3fg-fga	3fg%	ft-fita	ft%	off	def	tot	avg								
23	CAREY, Michael	18-14	537	29.8	89-165	.539	6-24	.250	63-78	.808	64	104	168	9.3	40	2	30	33	19	14	247	13.7
00	HENSON, Corey	18-15	529	29.4	78-180	.433	33-85	.388	41-50	.820	13	37	50	2.8	40	0	48	26	1	19	230	12.8
11	SAUNDERS, Romone	11-5	286	26.0	49-96	.510	28-61	.459	12-17	.706	12	39	51	4.6	24	1	26	20	2	9	138	12.5
34	AAMAN, Mike	18-11	347	19.3	66-114	.579	0-0	.000	26-39	.667	39	58	97	5.4	57	1	12	25	8	9	158	8.8
02	ANDERSON, Dwaun	17-14	469	27.6	58-141	.411	4-23	.174	21-33	.636	19	59	78	4.6	39	0	34	29	15	11	141	8.3
03	BROOKS, Henry	18-16	342	19.0	50-118	.424	0-0	.000	6-14	.429	29	30	59	3.3	65	3	13	27	19	12	106	5.9
01	EDMEAD, Aaren	17-1	292	17.2	29-79	.367	19-47	.404	18-21	.857	2	14	16	0.9	23	0	22	14	2	6	95	5.6
05	COOPER, JoJo	18-5	421	23.4	24-72	.333	7-25	.280	29-46	.630	15	41	56	3.1	24	0	62	24	5	20	84	4.7
21	KADJI, Japhet	15-6	195	13.0	19-62	.306	8-33	.242	5-6	.833	8	21	29	1.9	29	0	6	9	1	8	51	3.4
24	LIGGEONS, Devin	10-3	53	5.3	8-21	.381	2-5	.400	8-15	.533	9	9	18	1.8	9	0	2	1	2	1	26	2.6
35	SENAT, Greg	17-0	138	8.1	8-16	.500	0-0	.000	9-17	.529	18	15	33	1.9	28	0	3	7	4	3	25	1.5
15	BRITTINGHAM, Bruce	8-0	12	1.5	1-3	.333	0-2	.000	0-0	.000	0	4	4	0.5	0	0	3	2	1	0	2	0.3
10	SALMON, Marquis	4-0	4	1.0	0-0	.000	0-0	.000	0-0	.000	0	0	0	0.0	3	0	0	0	1	0	0	0.0
Team											27	41	68		2		11					
Total.....		18	3625		479-1067	.449	107-305	.351	238-336	.708	255	472	727	40.4	383	7	261	228	80	112	1303	72.4
Opponents.....		18	3625		377-951	.396	98-311	.315	283-414	.684	185	387	572	31.8	324	-	184	240	59	99	1135	63.1

TEAM STATISTICS	WAGNER	OPP
SCORING	1303	1135
Points per game	72.4	63.1
Scoring margin	+9.3	-
FIELD GOALS-ATT	479-1067	377-951
Field goal pct	.449	.396
3 POINT FG-ATT	107-305	98-311
3-point FG pct	.351	.315
3-pt FG made per game	5.9	5.4
FREE THROWS-ATT	238-336	283-414
Free throw pct	.708	.684
F-Throws made per game	13.2	15.7
REBOUNDS	727	572
Rebounds per game	40.4	31.8
Rebounding margin	+8.6	-
ASSISTS	261	184
Assists per game	14.5	10.2
TURNOVERS	228	240
Turnovers per game	12.7	13.3
Turnover margin	+0.7	-
Assist/turnover ratio	1.1	0.8
STEALS	112	99
Steals per game	6.2	5.5
BLOCKS	80	59
Blocks per game	4.4	3.3
ATTENDANCE	15007	8432
Home games-Avg/Game	9-1667	9-937
Neutral site-Avg/Game	-	0-0

Score by Periods	1st	2nd	OT	Totals
WAGNER	638	657	8	1303
Opponents	531	593	11	1135

Date	Opponent		Score	Att.
* 1/2/16	at Saint Francis	L	65-73	662
* 01/04/16	at Robert Morris	W	72-69	1226
* 01/07/16	BRYANT	W	65-56	2023
* 1/9/16	at SHU	W	76-59	0
* 01/14/16	LIU BROOKLYN	L	70-71	1304
* 01/16/16	CENTRAL CONNECTICUT	W	70-48	1632
* 1/21/16	at St. Francis Brooklyn	W	83-59	405
* 01/24/16	SHU	L	58-67	731
* 01/28/16	ST. FRANCIS BROOKLYN	W	64-61	1708
* 01/30/16	at Mount St. Mary's	W	73-63	3121
* 02/04/16	FAIRLEIGH DICKINSON	Lot	79-82	1722
* 02/6/16	MOUNT ST. MARY'S	W	72-51	2082
* 02/11/16	at LIU Brooklyn	L	69-82	1475
* 02/13/16	at Bryant	W	79-55	427
* 2/18/16	at Fairleigh Dickinson	W	94-74	1116
* 02/20/16	at Central Connecticut	W	83-57	0
* 2/25/16	SAINT FRANCIS	W	69-54	1817
* 02/27/16	ROBERT MORRIS	W	62-54	1988

\* = Conference game  
& = 2016 Northeast Conference Tournament





## THE STAT CREW SYSTEM

### WAGNER Season Schedule/Results & Leaders (as of Dec 06, 2016)

#### All games

RECORD:	OVERALL	HOME	AWAY	NEUTRAL
ALL GAMES	2-5	0-3	2-2	0-0
CONFERENCE	0-0	0-0	0-0	0-0
NON-CONFERENCE	2-5	0-3	2-2	0-0

Date	Opponent	Score	Att.	High Points	High Rebounds
11/11/16	at UCONN	W 67-58	9523	(15)SAUNDERS, Romone	(9)AAMAN, Mike
				(15)AAMAN, Mike	
11/14/16	at UMass Lowell	76-87 L	1053	(19)HENSON, Corey	(13)CAREY, Michael
11/19/16	FAIRFIELD	64-70 Lot	1635	(21)CAREY, Michael	(10)COOPER, JoJo
11/22/16	at AMERICAN	W 73-65	488	(22)CAREY, Michael	(11)COOPER, JoJo
11/26/16	RIDER	67-70 L	1001	(13)AAMAN, Mike	(10)CAREY, Michael
					(10)AAMAN, Mike
11/30/16	at Massachusetts	55-62 L	2896	(17)AAMAN, Mike	(9)CAREY, Michael
12/6/16	MONMOUTH	71-81 L	1302	(14)CAREY, Michael	(12)CAREY, Michael

\* = Conference game

Attendance Summary	Games	Attend	Avg/Game
Home	3	3938	1313
Away	4	13960	3490
Neutral	0	0	0
Total	7	17898	2557



# 2016-17 WAGNER COLLEGE MEN'S BASKETBALL GAME NOTES

**GAME 8: MORGAN STATE UNIVERSITY BEARS | BALTIMORE, MD | DECEMBER 10, 2016**

## THE STAT CREW SYSTEM

**WAGNER Team Game-by-Game Comparison (as of Dec 06, 2016)**

All games

Opponent	1st	2nd	Score	Mar	Total FG	FG Pct	3-Pointers	3FG Pct	Free Throws	FT Pct	Rebounds	Assist	T/Ovr	Block	Steal	Fouls
UCONN	38/35	29/23	67-58	+	20-53/20-56	.377/.357	9-25/6-19	.360/.316	18-23/12-16	.783/.750	37/33 +4	13/9	12/9	2/2	6/4	16/20
Mass Lowell	26/37	50/50	76-87	(1)	22-61/23-45	.361/.511	7-26/9-18	.269/.500	25-32/32-36	.676/.889	45/23 +22	11/16	21/9	2/2	10/6	31/27
FAIRFIELD	37/29	22/30	64-70	(6)	24-60/19-44	.400/.432	9-22/8-20	.409/.400	7-14/24-30	.500/.800	38/32 +6	12/12	19/18	1/3	6/6	25/18
AMERICAN	34/31	39/34	73-65	+8	27-54/23-58	.500/.397	3-8/8-29	.375/.276	16-24/11-20	.667/.500	38/35 +3	14/13	10/13	4/2	6/3	20/22
RIDER	37/33	30/37	67-70	(3)	24-61/26-54	.393/.481	7-21/12-32	.333/.167	12-19/16-22	.632/.727	33/39 (6)	10/7	12/15	4/2	9/7	20/20
Massachusetts	29/30	26/28	55-62	(7)	20-43/24-53	.465/.453	5-16/5-21	.333/.238	10-21/19-37	.476/.529	31/31 -	12/15	19/14	0/1	1/8	16/18
MONMOUTH	42/40	29/41	71-81	(10)	25-56/20-46	.466/.435	7-24/12-25	.292/.480	14-20/29-35	.700/.829	34/27 +7	11/9	14/11	3/1	6/7	27/20

Note: Game totals are displayed in the format TEAM/OPPONENT for each category

## THE STAT CREW SYSTEM

**WAGNER Individual Double-Doubles (as of Dec 06, 2016)**

### All games

AAMAN, Mike	13 pts, 10 reb; RIDER, 11/26/16
CAREY, Michael	11 pts, 13 reb; at UMass Lowell, 11/14/16
CAREY, Michael	14 pts, 12 reb; MONMOUTH, 12/6/16
COOPER, JoJo	13 pts, 10 reb; FAIRFIELD, 11/19/16
COOPER, JoJo	11 pts, 11 reb; at AMERICAN, 11/22/16



wagnerathletics.com



wagnerathletics



Wagner Athletics



@wagnerathletics



@wagnerathletics

# 2016-17 WAGNER COLLEGE MEN'S BASKETBALL GAME NOTES

## GAME 8: MORGAN STATE UNIVERSITY BEARS J BALTIMORE, MD DECEMBER 10, 2016

### GAME 1: WAGNER 67 @ 16 UCONN 58 (11/11/16) | STORRS, CT

Official Basketball Box Score - Game Totals - Final Statistics  
WAGNER vs UCONN  
11/11/16 7:00 p.m. at Gampel Pavilion - Storrs, Conn.

WAGNER 67 • 1-0		UCONN 58 • 0-1	
#	Player	Total	3-Pr
10	SALMON, Marquis	1-3	1-1
11	AAMAN, Mike	5-11	0-0
12	HENSON, Corey	4-8	0-0
13	BAUNREIS, Romane	5-11	3-7
14	CAREY, Michael	2-8	1-5
15	SCOTT, Shack	9-1	0-0
16	SUMBY, AJ	1-1	0-0
17	COOPER, Julio	1-4	1-3
18	LIGGONS, Devin	1-4	1-3
19	Team	2	3
Totals		25-53	9-25
FG % 1st Half: 13-27 48.1%		2nd Half: 12-26 46.2%	Game: 25-53 47.2%
3FG % 1st Half: 4-13 30.8%		2nd Half: 5-15 33.3%	Game: 9-28 32.1%
FT % 1st Half: 4-6 66.7%		2nd Half: 15-18 83.3%	Game: 19-24 79.2%

UCONN 58 • 0-1

#	Player	Total	3-Pr
12	LARRIER, Terry	6-12	3-7
13	BRIMM, Amos	5-3	0-0
22	ADAMS, Jalen	4-15	1-3
10	PURVIS, Rodney	2-7	1-5
11	WILLIAMS, Christian	1-4	0-2
13	GILBERT, Albertus	5-8	0-1
15	JACKSON, Vance	2-2	0-0
13	ENCH, Steven	0-5	0-0
15	DURHAM, Steven	0-0	0-0
24	Team	2	3
Totals		20-56	6-19
FG % 1st Half: 12-26 46.2%		2nd Half: 8-30 26.7%	Game: 20-56 35.7%
3FG % 1st Half: 4-10 40.0%		2nd Half: 2-9 22.2%	Game: 6-19 31.6%
FT % 1st Half: 4-6 66.7%		2nd Half: 5-12 41.7%	Game: 9-18 50.0%

Officials: Steve Ruppenthal, John Hughes, John Corso  
Technical fouls: Wagner-None, UConn-None.  
Attendance: 953

Score by periods	1st	2nd	Total
WAGNER	34	33	67
UCONN	29	29	58

Score tied - 1 time.  
Lead changed - 3 times.

### GAME 2: WAGNER 76 @ UMASS LOWELL 87 (11/14/16) | LOWELL, MA

Official Basketball Box Score - Game Totals - Final Statistics  
WAGNER vs UMASS Lowell  
11/14/16 7:00 p.m. at Lowell, Mass. (Costello Athletic Center)

WAGNER 76 • 1-1		UMass Lowell 87 • 1-1	
#	Player	Total	3-Pr
10	SALMON, Marquis	6-17	2-10
11	CAREY, Michael	4-15	1-5
13	BAUNREIS, Romane	2-4	1-3
14	CAREY, Michael	2-7	0-2
15	SCOTT, Shack	0-0	0-0
16	SUMBY, AJ	1-1	0-0
17	COOPER, Julio	4-9	2-3
18	LIGGONS, Devin	2-6	0-2
19	Team	0-0	0-0
Totals		22-61	7-26
FG % 1st Half: 11-22 50.0%		2nd Half: 11-39 28.1%	Game: 22-61 36.1%
3FG % 1st Half: 4-11 36.4%		2nd Half: 5-13 38.5%	Game: 9-24 37.5%
FT % 1st Half: 4-6 66.7%		2nd Half: 12-17 70.6%	Game: 16-23 69.6%

UMass Lowell 87 • 1-1

#	Player	Total	3-Pr
10	JONES, Ryan	2-5	1-2
11	BOROVAC, Stefan	1-4	0-1
12	THOMAS, Jahad	4-9	1-5
13	WHITE, Isaac	4-7	2-5
14	LIVINGSTON, Tyler	4-9	1-5
15	PERRI, Ricardo	1-1	0-1
16	SMITH, Dontavious	1-2	0-1
17	HARRIS, Matt	0-0	0-0
18	PRINERARIO, Logan	1-2	0-0
19	WOLTER, Cameron	1-3	0-1
Totals		23-45	9-24
FG % 1st Half: 11-22 50.0%		2nd Half: 12-23 52.2%	Game: 23-45 51.1%
3FG % 1st Half: 5-11 45.5%		2nd Half: 4-13 30.8%	Game: 9-24 37.5%
FT % 1st Half: 10-10 100.0%		2nd Half: 12-17 70.6%	Game: 22-27 81.5%

Officials: Gary Poulos, Douglas Hooper, Doug Apparian  
Technical fouls: Wagner-None, UMass Lowell-None.  
Attendance: 1073

Score by periods	1st	2nd	Total
WAGNER	37	39	76
UMass Lowell	37	50	87

Score tied - 1 time.  
Lead changed - 3 times.

### GAME 3: FAIRFIELD 70 @ WAGNER 64 (OT) (11/18/16) | STATEN ISLAND, NY

Official Basketball Box Score - Game Totals - Final Statistics  
Fairfield vs WAGNER  
11/18/16 4:00 PM at Staten Island, NY (Spro Sports Center)

Fairfield 70 • 3-0		WAGNER 64 • 1-2	
#	Player	Total	3-Pr
1	Min, Malik	3-7	3-6
2	Segura, Jerome	3-7	2-3
3	Newton, Tyler	6-17	1-5
4	Kashob, Jonathan	2-0	0-0
5	Cobb, Curtis	3-7	2-4
6	Castro, Oliver	1-2	0-0
7	Cole, Devin	1-2	0-0
8	Sidibe, Amadou	0-0	0-0
9	Team	2	3
Totals		19-44	8-20
FG % 1st Half: 10-23 43.5%		2nd Half: 9-21 42.9%	Game: 19-44 43.2%
3FG % 1st Half: 4-8 50.0%		2nd Half: 4-8 50.0%	Game: 8-16 50.0%
FT % 1st Half: 5-7 71.4%		2nd Half: 10-10 100.0%	Game: 15-17 88.2%

WAGNER 64 • 1-2

#	Player	Total	3-Pr
10	SALMON, Marquis	1-2	0-1
11	AAMAN, Mike	2-6	0-0
12	COOPER, Julio	4-10	2-6
13	CAREY, Michael	9-20	2-6
14	LIGGONS, Devin	0-2	0-0
15	SCOTT, Shack	1-3	0-0
16	FERRILL, Connor	1-2	0-0
17	FRANCIS, Blake	4-12	2-2
18	SUMBY, AJ	2-3	0-0
19	Team	2	3
Totals		24-60	9-22
FG % 1st Half: 14-29 48.3%		2nd Half: 10-31 32.3%	Game: 24-60 40.0%
3FG % 1st Half: 5-12 41.7%		2nd Half: 4-10 40.0%	Game: 9-22 40.9%
FT % 1st Half: 4-7 57.1%		2nd Half: 6-11 54.5%	Game: 10-18 55.6%

Officials: Steve Ruppenthal, John Hughes, John Corso  
Technical fouls: Fairfield-None, Wagner-None.  
Attendance: 1638

Score by periods	1st	2nd	OT	Total
FAIRFIELD	34	36	0	70
WAGNER	31	33	0	64

Score tied - 1 time.  
Lead changed - 4 times.

### GAME 4: WAGNER 73 @ AMERICAN 65 (11/22/16) | WASHINGTON D.C.

Official Basketball Box Score - Game Totals - Final Statistics  
Wagner vs AMERICAN  
11/22/16 7:35 PM at Washington, D.C. J Bender Arena

Wagner 73 • (2-2)		AMERICAN 65 • (0-4)	
#	Player	Total	3-Pr
10	COOPER, Julio	2-7	0-1
11	CAREY, Michael	8-13	0-0
12	AAMAN, Mike	4-8	0-0
13	FRANCIS, Blake	0-2	0-1
14	SUMBY, AJ	1-4	0-0
15	HENSON, Corey	9-24	4-6
16	FERRILL, Connor	1-2	0-0
17	BROWN, James	1-2	0-0
18	DAVIS, Elijah	0-0	0-0
19	LIGGONS, Devin	0-2	0-1
20	Team	2	3
Totals		27-54	9-16
FG % 1st Half: 14-31 45.2%		2nd Half: 13-23 56.5%	Game: 27-54 50.0%
3FG % 1st Half: 2-6 33.3%		2nd Half: 7-10 70.0%	Game: 9-16 56.3%
FT % 1st Half: 4-6 66.7%		2nd Half: 5-8 62.5%	Game: 9-14 64.3%

AMERICAN 65 • (0-4)

#	Player	Total	3-Pr
13	Tokolator, Leon	2-3	2-3
14	Gasparini, Mike	8-12	2-4
15	Nelson, David	1-13	2-6
16	James, Delante	3-15	1-5
17	Washington, James	0-1	0-0
18	Pearlin, Alex	0-0	0-0
19	Rivers, Lonnie	0-0	0-0
20	Henson, Charlie	0-1	0-0
21	Rhee, Jalen	0-0	0-0
22	Cimino, Matt	0-1	0-0
23	Matt, Andria	0-0	0-0
Totals		23-58	8-29
FG % 1st Half: 13-28 46.4%		2nd Half: 10-30 33.3%	Game: 23-58 40.0%
3FG % 1st Half: 4-10 40.0%		2nd Half: 4-19 21.1%	Game: 8-29 27.6%
FT % 1st Half: 4-6 66.7%		2nd Half: 10-14 71.4%	Game: 14-20 70.0%

Officials: Louis Armstrong, Michael Davis, Gregg Dorrell  
Technical fouls: Wagner-None, AMERICAN-None.  
Attendance: 489

Score by periods	1st	2nd	Total
WAGNER	34	39	73
AMERICAN	31	34	65

Score tied - 1 time.  
Lead changed - 11 times.

### GAME 5: RIDER 70 @ WAGNER 67 (11/26/16) | STATEN ISLAND, NY

Official Basketball Box Score - Game Totals - Final Statistics  
RIDER vs WAGNER  
11/26/16 8:00 PM at Staten Island, NY (Spro Sports Center)

RIDER 70 • 3-2		WAGNER 67 • 2-3	
#	Player	Total	3-Pr
10	Thomas, Kahl	3-7	0-0
11	Lundy, Xavier	2-6	1-4
12	Carney, Norville	3-5	0-0
13	Taylor, James	3-12	0-4
14	Jordan, Michael	4-7	1-4
15	Malone, Xavier	0-1	0-0
16	Washington, K.	1-1	1-2
17	Durham, Anthony	0-0	0-0
18	Vaughn, Dimercio	5-9	0-0
19	Marshall, Tyler	5-6	0-0
Totals		26-54	2-12
FG % 1st Half: 14-24 58.3%		2nd Half: 12-30 40.0%	Game: 26-54 48.1%
3FG % 1st Half: 2-8 25.0%		2nd Half: 0-4 0.0%	Game: 2-12 16.7%
FT % 1st Half: 3-4 75.0%		2nd Half: 13-19 68.4%	Game: 16-23 69.6%

WAGNER 67 • 2-3

#	Player	Total	3-Pr
10	SUMBY, AJ	0-1	0-0
11	AAMAN, Mike	6-12	0-0
12	FRANCIS, Blake	2-6	0-2
13	COOPER, Julio	3-9	1-3
14	CAREY, Michael	4-13	0-1
15	HENSON, Corey	4-12	3-7
16	FERRILL, Connor	0-0	0-0
17	BROWN, James	0-0	0-0
18	DAVIS, Elijah	2-4	0-1
19	LIGGONS, Devin	3-4	1-1
Totals		24-61	7-21
FG % 1st Half: 13-20 65.0%		2nd Half: 11-41 26.8%	Game: 24-61 38.9%
3FG % 1st Half: 1-1 100.0%		2nd Half: 5-19 26.3%	Game: 6-20 30.0%
FT % 1st Half: 7-11 63.6%		2nd Half: 8-10 80.0%	Game: 15-21 71.4%

Officials: Dave Forman, Tom Courtney, Kevin Harrington  
Technical fouls: RIDER-None, WAGNER-None.  
Attendance: 1001

Score by periods	1st	2nd	Total
WAGNER	33	34	67
RIDER	37	33	70

Score tied - 1 time.  
Lead changed - 1 time.

### GAME 6: WAGNER 55 @ MASSACHUSETTS 62 (11/30/16) | AMHERST, MA

Official Basketball Box Score - Game Totals - Final Statistics  
Wagner vs Massachusetts  
11/30/16 7:00 PM at Mullins Center, Amherst, MA

Wagner 55 • 2-4		Massachusetts 62 • 5-1	
#	Player	Total	3-Pr
10	SUMBY, AJ	1-1	0-0
11	AAMAN, Mike	7-10	0-0
12	HENSON, Corey	3-5	0-0
13	FRANCIS, Blake	2-2	0-0
14	CAREY, Michael	4-12	1-3
15	SCOTT, Shack	0-0	0-0
16	FERRILL, Connor	1-2	0-0
17	DAVIS, Elijah	0-0	0-0
18	LIGGONS, Devin	1-2	1-1
19	SENAT, Greg	0-1	0-0
Totals		20-43	5-16
FG % 1st Half: 11-22 50.0%		2nd Half: 9-21 42.9%	Game: 20-43 46.3%
3FG % 1st Half: 3-8 37.5%		2nd Half: 2-8 25.0%	Game: 5-16 31.3%
FT % 1st Half: 4-10 40.0%		2nd Half: 6-11 54.5%	Game: 10-21 47.6%

MASSACHUSETTS 62 • 5-1

#	Player	Total	3-Pr
11	BERGER, Seth	1-1	0-0
12	HOLLOWAY, Rashawn	4-12	0-0
13	CLARK, Dante	4-12	0-0
14	LEWIS, Zach	7-9	0-0
15	PIPPINS, Lewman	2-9	1-2
16	BALDWIN, James	0-1	0-0
17	HARRIS, Matt	0-0	0-0
18	ANDERSON, C.J.	8-14	3-4
19	FLOWERS, Tyre	3-5	1-2
20	GRESHAM, Erison	0-0	0-0
Totals		24-53	5-21
FG % 1st Half: 11-22 50.0%		2nd Half: 13-31 41.9%	Game: 24-53 45.3%
3FG % 1st Half: 3-11 27.3%		2nd Half: 2-10 20.0%	Game: 5-21 23.8%
FT % 1st Half: 1-3 33.3%		2nd Half: 4-11 36.4%	Game: 5-17 29.4%

Officials: Ed Corbett, John Hughes, Brian Dorrell  
Technical fouls: Wagner-None, Massachusetts-None.  
Attendance: 286

Score by periods	1st	2nd	Total
WAGNER	28	27	55
MASSACHUSETTS	32	30	62

Score tied - 1 time.  
Lead changed - 1 time.

### GAME 7: MONMOUTH 81 @ WAGNER 71 (12/6/16) | STATEN ISLAND, NY

Official Basketball Box Score - Game Totals - Final Statistics  
MONMOUTH vs WAGNER  
12/06/16 07:00 PM at Staten Island, NY (Spro Sports Center)

MONMOUTH 81 • 7-2		WAGNER 71 • 2-5	
#	Player	Total	3-Pr
10	Seaborn, Micah	4-11	3-7
11	Hornback, Jerlon	3-6	2-5
12	Robinson, Justin	4-8	1-4
13	Stewart, Collin	2-6	1-4
14	Brady, Chris	1-3	0-0
15	Sarr, Pierre	1-2	0-1
16	Traore, Mutapha	0-1	0-0
17	Wright, Austin	0-0	0-0
18	Pillar, Louis	0-1	0-0
19	Quinn, Diego	0-0	0-0
20	Iberruabe, Sam	0-0	0-0
Totals		20-46	12-25
FG % 1st Half: 9-20 45.0%		2nd Half: 11-26 42.3%	Game: 20-46 43.5%
3FG % 1st Half: 6-13 46.2%		2nd Half: 6-12 50.0%	Game: 12-25 48.0%
FT % 1st Half: 16-20 80.0%		2nd Half: 15-15 100.0%	Game: 31-35 88.6%

WAGNER 71 • 2-5

#	Player	Total	3-Pr
10	SUMBY, AJ	1-3	0-0
11	HENSON, Corey	2-6	1-2
12	COOPER, Julio	3-10	1-2
13	DAVIS, Elijah	4-8	1-4
14	SCOTT, Shack	5-10	3-5
15	FERRILL, Connor	1-1	0-0
16	FRANCIS, Blake	4-7	3-6
17	LIGGONS, Devin	2-2	0-0</





# 2016-17 WAGNER COLLEGE MEN'S BASKETBALL GAME NOTES


GAME 8: MORGAN STATE UNIVERSITY BEARS | BALTIMORE, MD | DECEMBER 10, 2016




**COREY HENSON**  
GUARD | JR | 6-3 | 175  
UPPER MARLBORO, MD




**SHACK SCOTT**  
FORWARD | JR | 6-7 | 210  
PATERSON, NJ



**CONNOR FERRELL**  
GUARD | FR | 6-3 | 190  
CONYERS, GA




**BLAKE FRANCIS**  
GUARD | FR | 5-11 | 155  
HERNDON, VA




**AJ SUMBRY**  
FORWARD | R-SO | 6-7 | 240  
EAST WINDSOR, NJ



**JOJO COOPER**  
GUARD | JR | 6-0 | 190  
WILMINGTON, DE



**MARQUIS SALMON**  
FORWARD | R-JR | 6-8 | 210  
LANCASTER, CA



**ROMONE SAUNDERS**  
GUARD | JR | 6-3 | 205  
TEMPLE HILLS, MD



**JAMAR BROWN**  
FORWARD | 6-8 | 250  
HARLEM, NY



**ELIJAH DAVIS**  
G-F | SOPH | 6-4 | 225  
BRONX, NY



**MICHAEL CAREY**  
GUARD | SR | 6-5 | 210  
NASSAU, BAHAMAS



**DEVIN LIGGEONS**  
GUARD | SOPH | 6-1 | 190  
PHILADELPHIA, PA



**MIKE AAMAN**  
FORWARD | R-SR | 6-8 | 260  
HAZLET, NJ



**GREG SENAT**  
FORWARD | SR | 6-8 | 270  
ELMONT, NY



**BASHIR MASON**  
HEAD COACH  
FIFTH SEASON AT WAGNER



**MIKE BABUL**  
ASSOCIATE HEAD COACH  
FIFTH SEASON



**MARQUIS WEBB**  
ASSISTANT COACH  
FIFTH SEASON



**SCOTT SMITH**  
ASSISTANT COACH  
SEVENTH SEASON



**DONALD COPELAND**  
GRADUATE MANAGER  
SECOND SEASON



**ALEXANDER MORTILLARO**  
DIRECTOR OF OPERATIONS  
FIRST SEASON

## MEDIA INFORMATION

Contact the Wagner Media Relations Office at least 24 hours in advance of the game to obtain a credential. The media room is located on the second floor of the Spiro Sports Center.

Interviews will be conducted in the media room or in designated areas by the Wagner Media Relations Office. There will be a pregame meal for members of the media. Box scores and play-by-play will be distributed throughout the game as well.

Wagner practices are open to the media if accompanied by a member of the media relations staff. Please make requests at least 24 hours in advance. Please contact Brian Morales either via phone (646-342-4414) or email (brian.morales@wagner.edu) to determine the status of practice and gain access for interviews. Media are asked to not contact players or coaches directly.

# WAGNER

## BASKETBALL



wagnerathletics.com



wagnerathletics



Wagner Athletics



@wagnerathletics



@wagnerathletics