

TROJAN FOOTBALL

VIRGINIA STATE UNIVERSITY



THE OFFICIAL 2014 TROJAN MEDIA GUIDE

The background is a dense, textured collage of football-related items. At the top, a large, stylized Trojan helmet is visible. Below it, there are various football jerseys, some with "VS" and "II" visible. There are also several hats and signs, some with "SOONS" written on them. The overall color palette is warm, dominated by browns, oranges, and reds, with a slightly grainy, artistic texture.

TROJAN FOOTBALL

| BUSINESS AS USUAL |

TROJAN FOOTBALL

2013 CIAA NORTHERN DIVISION CHAMPIONS



| BUSINESS AS USUAL |

//QUICK FACTS //

| QUICK FACTS |

Location.....	Ettrick, VA 23806
Founded.....	March 6, 1882
Enrollment.....	5,700
Nickname.....	Trojans
School Colors.....	Orange & Blue
Affiliation.....	NCAA Division II
Conference.....	CIAA
Stadium (Capacity).....	7,909
Year Opened.....	1950
Surface.....	Natural Grass
President.....	Dr. Keith T. Miller
Alma Mater, Year.....	Univ. of Arizona '76
Athletic Director.....	Peggy Davis
Alma Mater, Year.....	Howard Payne '85
Head Coach.....	Latrell Scott
Overall Record.....	15-6
Faculty Representative.....	Dr. Coray Davis
Sports Information Director.....	vsusportsinfo@vsu.edu
Asst. SID.....	Cassandra Artis-Williams
Phone.....	804-524-6831
E-Mail.....	cartis-williams@vsu.edu
Press Box Phone.....	804-524-6888
Website.....	www.govsutrojans.com

| HISTORY |

First year of Football.....	1899
All-Time Bowl/ Playoff Record.....	3-4
Years in Post Season Play.....	7
Last Post Season Appearance.....	1988
All-Time Record.....	535-347-53

| 2014 INFORMATION |

Overall Record.....	9-1
Home/Road/Neutral.....	4-0 / 5-0 / 0-1
CIAA Record/ Finish.....	7-0 1st CIAA North
Home/Road.....	4-0 / 5-0

| ATHLETIC DEPARTMENT STAFF |

Peggy Davis (Athletic Director).....	524-5650
Deborah Mallory (Associate AD for Compliance/SWA).....	524-5571
John Wilson (Assistant AD for Logistics).....	524-5020
Vacant (Sport Information Director).....	524-5028
Cassandra Artis-Williams (Asst. SID/ Cheerleading Coach).....	524-6831
Jolisa Williams (Life Skills Coordinator).....	524-8345
Dr. Coray Davis (Faculty Athletic Representative).....	524-8989
Matt Williams (Head Athletic Trainer).....	524-6798
Alexandra Shelton (Asst. Athletic Trainer).....	524-6797
Dr. Rodney Gaines (Head Strength & Conditioning Coach).....	524-5777
Corlyse Johnson (Administrative Assistant).....	524-5030
Sharon Wright (Business Manager).....	524-5656
Lorraine Cone (Athletic Academic Advisor).....	524-5791
Julia Walker (Title IX Coordinator, Human Resources).....	524-5090
Merrill Morgan (Head Baseball Coach).....	524-5816
Lonnie Blow (Head Men's Basketball Coach).....	524-5029
James Hill, Jr. (Head Women's Basketball Coach).....	524-6817
Ronald Simms, Jr. (Head Bowling Coach).....	524-5031
Latrell Scott (Head Football Coach).....	524-5600
Jeff Hamilton (Head Golf Coach).....	524-5030
LaTasha Branch (Head Softball Coach).....	524-5704
Gene Thompson (Head Men's Tennis Coach).....	524-5728
Linda Person (Head Women's Tennis Coach).....	524-2247
Jason-Lamont Jackson (Head XC/Track & Field Coach).....	524-5392
Rose Burke (Head Volleyball Coach).....	524-5207

| 2014 TEAM HISTORY |

Basic Offense.....	Multiple
Basic Defense.....	4-3
Offense.....	19/3
Defense.....	19/2
Special Teams.....	0/2
Starters Returning/Lost.....	8/9
Offense.....	8/3
Defense.....	9/2
Special Teams.....	0/2

STAY CONNECTED IN THE TROJAN LAND



@VSUATHLETICS



@VSUSPORTS



@VSUATHLETICS

VIRGINIA STATE TROJAN ATHLETICS WEBSITE: GOVSUTROJANS.COM



PRESIDENT
KEITH T. MILLER
THIRTEENTH PRESIDENT
VIRGINIA STATE UNIVERSITY



Dr. Keith T. Miller has more than 25 years of experience with public and private universities, as well as with land-grant universities. He is currently President of Virginia State University and is President Emeritus at Lock Haven University of Pennsylvania. Other senior level positions include Provost and Vice Chancellor for Academic Affairs at University of Wisconsin, Oshkosh; Dean, Niagara University College of Business Administration; Associate Dean, Quinnipiac University School of Business Administration; MBA Program Director, and faculty member Fairleigh Dickenson University .

Dr. Miller is Vice Chairman of the Virginia Council of Presidents. He is gubernatorial representative of the Virginia Higher Education Commission and Dr. Miller serves on the faculty of the American Association of State Colleges and Universities New Presidents Academy. He is also on a university Board of Trustees, as well as the NCAA Division II President's Council.

Known nationally for innovation in higher education, Dr. Miller has been a leader in developing public/private partnerships such as CCAM, the Commonwealth Center for Advanced Manufacturing, and other research foundations. His university was among the first to require laptop computers in his state and implemented and international experience for all new faculty. He has championed a very large concurrent enrollment program and his universities have consistently been on the President's Honor Roll for service. Virginia State University was among the first to implement digital textbooks as innovation was integrated into the culture.

His team has received nine Emmys for a marketing campaign and implemented Local Open Online Courses (LOOCS). Under his leadership, research has grown, professional development activity is a priority, and fundraising has increased. Additionally, academic relationships exist on almost every continent.

Under his leadership, his institutions have received the Governor's Award for Innovation, the Community Impact Award from the American Heart Association, the "All Steinway" school designation, and they are significant federal grant recipients. Finally, VSU received the Grand Award for Communications and Marketing, the highest award from CASE for its application of a crisis communication plan, handling the most emotional and complex crisis to affect the University in years.

Dr. Miller has worked in areas such as a strategic plan execution, branding the institution, succession planning, town/gown challenges, government relations, enterprise resource planning (ERP), emergency response management, and leadership development.

Dr. Miller's family includes his wife, Nicolette Miller, M.S., M.ED. Nicolette has significant experience in the importing and exporting of goods. She has done significant international trade work in Africa, Asia, Central America, Europe, and South America. They have three sons: Phillip, Kameron and Kyle.

Dr. Miller received his Ph.D., M.P.A. and B.S. degrees from the University of Arizona.



ATHLETIC DIRECTOR
PEGGY DAVIS
VIRGINIA STATE UNIVERSITY



Peggy Davis continues to enhance a proud legacy of caring and concerned leadership. She is completing her 11th year as Athletic Director at Virginia State University (VSU). Davis has a list of impressive accomplishments. She is a two-time, Hall of Fame honoree (at Virginia State University and Howard Payne University). Davis has been named Athletic Director of the Year for the Central Intercollegiate Athletic Association (CIAA) four times (2006-2011). She has been twice honored with the Jeannette A. Lee Administration Achievement Award. Davis was recognized as one of the Top 25 Outstanding Women in Higher Education, as well as being named the 2010-2011 Under Armour SE Region for Division II Athletics Director of the Year.

Prior to being named Athletic Director, Davis served as VSU's Women's Head Basketball Coach, Associate Athletic Director and Senior Woman Administrator. Davis has been at the helm of a VSU sports program that has won 17 CIAA Conference Championships and earned nine NCAA Tournament bids in nine years. Under her leadership, 13 VSU head coaches have been named the CIAA Coach of the Year.

Davis' career at VSU has been dedicated to encouraging hard work and producing results. She has overseen numerous athletic facility improvements on the campus, beginning in 2004 and continuing today with an \$84 million Multipurpose Center slated to open in 2015. Both the men's and women's programs have been recognized by the CIAA with the C.H.

Williams All-Sports Award (men) for excellence on three occasions and twice with the Loretta Taylor All-Sports Award (women) for excellence. Her tenure as Women's Head Basketball Coach yielded many accolades for the Trojans. In 2000-2001 she won a CIAA Eastern Division crown. In 2001-02 she led the Trojans to the CIAA Eastern Division title, the CIAA tournament championship, and a berth in the NCAA Division II Regional Tournament. Her Trojan team advanced to the second round, a first for a VSU women's basketball team.

Before taking the reins of the Angelo State women's basketball program, Davis was the Head Women's Basketball Coach at her alma mater, Howard Payne University. At HPU, she guided the Yellow Jackets to a Texas Intercollegiate Athletic Association Championship. In 1996 Davis was inducted into the HPU Sports Hall of Fame.

In the three conferences that Davis has served as a head coach, she has been named Coach of the Year in each. She has served on numerous NCAA and CIAA Committees. Davis currently serves as a member of the Executive Board of Directors with the Minority Opportunities Athletic Association (MOAA). She is a current member of the National Association of Collegiate Women Athletic Administrators (NACWAA) as well as the National Association of Collegiate Directors of Athletics (NACDA).

//ADMINISTRATIVE STAFF//



Sharon Wright
Business Manager



Corlyse Johnson
Administrative Assistant



Deborah Mallory
Associate AD for Compliance



John Wilson
Assistant Athletic Director
for Logistics



Ccssandra Artis-Williams
Assistant Sports Information
Director



Lorraine Cones
Academic Advisor



Jolisa Williams
Life Skills Coordinator



Dr. Rodney Gaines
Faculty Senate Representative



Dr. Coray Davis
Faculty Athletic Representative



■ ATC Certified Athletic Trainers

Press Credentials

Press credentials are issued to working media only. All requests for credentials should be made to the Sports Information Director at least 24 hours in advance of game day. Credentials may be picked up at the Athletic Office on the Virginia State University Campus prior to game day. Credentials may also be picked up on game day at the “Media Entrance” on the north end (scoreboard end) of Rogers Stadium.

Press Box

Due to limited seating, only working media with proper credentials will be admitted to the press box during games. The press box is equipped with electrical outlets, telephone jacks and wireless internet. One telephone line will be provided upon completion of the game for use by media services and Sports Information staff. Cassandra Artis-Williams cell phone number is 757-630-6553.

Press Parking

Press parking is available behind Rogers Stadium along Fourth Avenue. Parking spots will be designated for press parking.

Radio/Television Broadcasts

All requests for radio or television broadcasts of games must be arranged through the Sports Information Office at least one week in advance of game day. When more than one request is received for the same game, top priority will be given to television, then to the radio station that regularly broadcasts the visiting team’s games. All arrangements for telephone lines are the responsibility of the visiting radio station.

Statistical Information

Working media will be supplied press guides, line-up sheets and cumulative statistics, which will be distributed on press row prior to game time. Halftime or “quickie” statistics will be available at halftime. Final statistics will be distributed as quickly as possible after the conclusion of the game.

Player and Coach Interviews

Players and coaches will be available for interviews during the week by phone or in person. Interview times for players are dependent upon the players’ academic schedules. At the conclusion of each football game, players and coaches are available for interviews after a 10-minute “cooling off” period. Post-game interviews will be conducted on the field or outside the locker rooms in Rogers Stadium.

Photo Credentials

NCAA policy establishes that photographers on assignment, both print and television, will be afforded credentials. Admission to the game will be by media pass ONLY. Photographers are not permitted to shoot between the 25-yard lines and credentials must be displayed at all times. Photographers are not allowed in the team areas for any reason.

ABOUT VSU ?



Looking for a university where the faculty and staff work together to build a better world? Look no further than Virginia State University. A 2011 student population of over 5,600 enjoys personal attention by the faculty and staff not typically found at larger institutions. Since 2008, U.S. News & World Report has twice acknowledged VSU's excellence by naming the University the top, public, master's level HBCU in America.

Virginia State University was founded in 1882 as the Virginia Normal and Collegiate Institute, making it the first fully state supported, four-year institution of higher learning for Blacks in America. Today, Virginia State University is one of Virginia's two land-grant institutions.

The campus sits atop a rolling landscape overlooking the Appomattox River in the Chesterfield County village of Ettrick. It is accessible by Interstates 95 and 85, which intersect in adjacent Petersburg, as well as U.S. Routes 1, 301 and 460. The University is centrally located about two hours away from Washington, DC to the north, the North Carolina Triangle area to the south, the Blue Ridge Mountains to the west and the Atlantic Ocean to the east.

VSU students live and learn on a 236-acre main campus, with more than 50 buildings, including 16 dormitories and 17 classroom buildings, and a 416-acre agricultural research facility. Led by its 13th President, Dr. Keith T. Miller, the University boasts healthy fiscal management and growth, with a 2010-11 operating budget of over \$150 million. The University's academic programs include the "Bridges to Baccalaureate" program for students transferring from two-year colleges who want

to major in the sciences, the Honda Campus All-Star Challenge and the Ronald E. McNair Scholars Program for students planning to pursue doctoral degrees in their chosen field of study. Honors scholarships are also available to entering freshmen, including the Presidential and Provost Scholarships. In 2006, VSU inaugurated the Low Income Families with Talented Students (LIFTS) financial aid program, the first of its kind among HBCUs. LIFTS promises to meet 100 percent of a qualifying student's financial need by providing 75 percent of a student's need through scholarships and grants and limiting debt through student loans to 25 percent of VSU's in-state cost of attendance over four years, regardless of state residency. Admissions and academic information is available at the University's Web site, www.vsu.edu or by calling (800) 871-7611.

Virginia State University offers an associate degree, 52 baccalaureate and master's degree programs and a Certificate of Advanced Study within six colleges: College of Agriculture; The Reginald F. Lewis College of Business; College of Education; College of Engineering and Technology; College of Humanities and Social Sciences; and College of Natural and Health Sciences. In 2008, Virginia State University began its first Ph.D. program, in Health Psychology, the only program of its type in Virginia.

VSU offers a bachelor of individualized studies degree program, a non-traditional baccalaureate program primarily for working adults. Students can pursue the degree on a full-time or part-time basis.



Touted as the **“new front door of the University,”** Virginia State University’s \$84 million Multipurpose Center will feature a seating capacity of approximately 5,100 for sporting events, and 6,100 for stage events and concerts. The Multipurpose Center will include academic classrooms and labs; a wellness center for students and staff; practice facilities and locker rooms for men’s and women’s basketball, volleyball, and cheerleading; a banquet kitchen that can accommodate events up to 900; six VIP suites, the President’s Suite, Trojan Club and outdoor club terrace. This building will achieve LEED Silver rating, promoting not only scholastic and athletic excellence, but also an environmental awareness.

\$84 MILLION EXPANSION



Calling it “a symbol of unity,” VSU President Keith T. Miller says the Multipurpose Center will serve as the anchor for the University’s and Chesterfield County’s partnership to revitalize the Ettrick area. A mixed-use residential and commercial corridor along Chesterfield Avenue will complement the new facility. The plans for growth are outlined in both VSU’s Master Plan and Chesterfield’s Comprehensive Plan. VSU anticipates the project taking 22 months to complete.

VSU’s Multipurpose Center will be the only facility of its type between Richmond and Raleigh, NC and will serve as a cultural hub for a wide swath of Southside Virginia. Ballard Construction, is the project’s lead contractor and Clark-Nexsen serves as project architects and engineers. President Miller praises the support of the University’s

neighboring communities and says the MPC will serve as a hub for the region. “Everyone in the local and broader community will benefit from this facility,” he says.

“The Multipurpose Center holds promise to revitalize the village of Ettrick, and be a catalyst to transform it into a true college town,” says President Miller. “When you drive past the construction, and later, when the Multipurpose Center is complete, remember what it’s about – a unified community.”



2014 TROJAN FOOTBALL SCHEDULE

DATE	OPPONENT	LOCATION	TIME/RESULT
Sept. 06	California PA University	California, PA	1:00 PM
Sept. 13	Lenoir-Rhyne University	Ettrick, VA	2:00 PM
Sept. 20	Kentucky State University	Frankfort, KY	4:00 PM
Sept. 27	Fayetteville State University	Ettrick, VA	2:00 PM
Oct. 04	St. Augustine's University	Ettrick, VA	2:00 PM
Oct. 11	Elizabeth City State University	Ettrick, VA	2:00 PM
Oct. 18	Bowie State University	Bowie, MD	4:00 PM
Oct. 25	Lincoln University	Ettrick, VA	2:00 PM
Nov. 01	Chowan University	Ettrick, VA	2:00 PM
Nov. 08	Virginia Union University	Richmond, VA	1:00 PM
Nov. 15	CIAA Championships	TBA	TBA
Nov. 22	NCAA Play-Offs	TBA	TBA

FOLLOW VSU TROJAN FOOTBALL



@VSUATHLETICS



@VSUSPORTS



@VSUATHLETICS



ROGERS STADIUM

The Virginia State University football team has called Rogers Stadium home since the 1950 season.

Originally called the VSU Athletic Field, the stadium replaced Rogers Field, where the Trojans had played football since the formation of the formal team in 1902. The stadium was christened Rogers Stadium in 1951.

The stadium is named in honor of William A. Rogers, the first coach of the Trojans' football team.

VSU won the opening game in Rogers Stadium when the Trojans downed Bluefield State 25-7 on September 30, 1950. Booker Bradshaw scored the first touchdown in the history of the new stadium.

A record crowd of 32,000 packed Rogers Stadium for the Trojan's match-up against CIAA arch rival Virginia Union

University on October 27, 1978.

The structure, which sits at the Fourth Avenue entrance of the VSU campus, has seen several renovations over the years.

State of the art lights were installed in 2004, new concession stands and restrooms were built in 2006. A renovated press box and Presidential Suites opened in 2007, and new coaches' offices, locker rooms and weight rooms opened in 2008. The stadium currently seats 7,909 spectators.

In addition, the entire field is a wireless internet "hot spot," so fans can log on to keep track of the game's statistics.

New goalposts were installed for the first game of the 2013 season.

■ ■ TROJAN FOOTBALL HISTORY

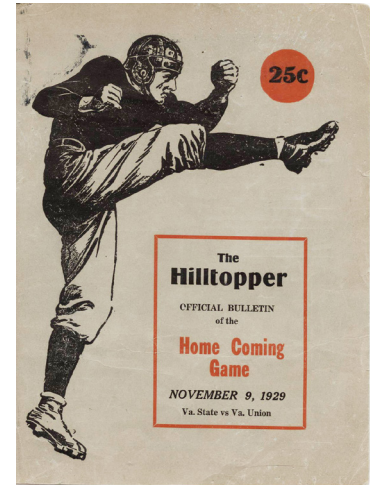
FROM HILLTOPPERS TO TROJANS

Virginia State University is one of the first institutions of higher education in the Commonwealth to initiate an athletic program, having launched its athletic program in 1884 with baseball and football. Despite limited student enrollment, finances and other factors that made competition difficult, students served as the coaches of each of the early sport teams. But in 1903, the institution was able to secure the services of faculty coaches.



WILLIAM ROGERS

The Central Intercollegiate Athletic Association (CIAA) is the oldest African-American athletic conference in the United States. It was founded in 1912 on the campus of Hampton Institute (now Hampton University). In 1926, VSU was admitted into the CIAA. Membership in this association of institutions of similar mission and size brought it privileges, especially with regard to scheduling games.



"THE HILLTOPPER"



1899 FOOTBALL TEAM


In 1903, **William A. Rogers** and **James T. Phillips**, two faculty members, accepted additional responsibilities to coach the institutions sports team and assume control of the athletic program. With great personal sacrifice and tremendous dedication and effort, these two faculty members achieved a remarkable record of 26-3-2 with the Trojan football team.

TROJAN FOOTBALL HISTORY ■■



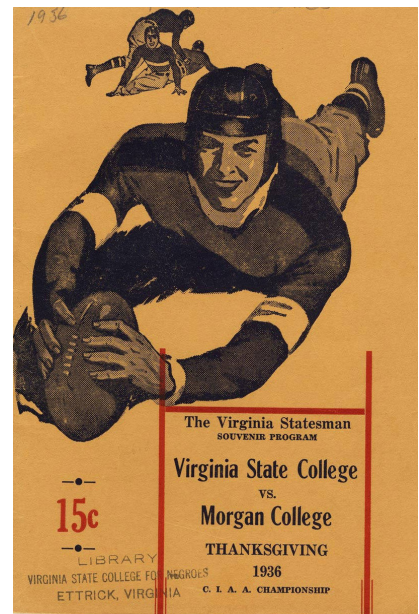
1914 FOOTBALL TEAM

The Virginia State University football team has called Rogers Stadium home since the 1950 season. At 7,909 seats, Rogers Stadium is one of the most famous football stadiums in NCAA Division II and in the CIAA. In addition to football, the CIAA Spring Sports Championships have been held in Rogers Stadium since 2003.



1911 FOOTBALL TEAM

Opened in 1950, and originally called the VSU Athletic Field, the stadium replaced Rogers Field, where Trojans had played football since the formation of the formal team in 1902. The stadium was christened Rogers Stadium in 1951, named in honor of William A. Rogers, the first coach of the Trojans' football team. VSU won the opening game in Roger's Stadium when the Trojans defeated Bluefield State in a 25-7 decision on September 30, 1950. The first touchdown scored in the new stadium was by Booker Bradshaw.



1936 THE VIRGINIA STATESMEN

The Trojan football teams of 1970's, '80s and '90s enjoyed success, as the Trojans garnered five CIAA Northern Division titles (1971, 1987 and 1988) including the most recent titles in 2010 and 2013 and 10 CIAA Championships (1929, 1936, 1938, 1939, 1945, 1952, 1970, 1972, 1995 and 1996). Prior to October 22, 1932, the athletic teams at Virginia State were referred to either as Hilltoppers because the school is located high upon a hill or Statesmen after the second changing of the official school name. Both of these names seemed too tame and incongruous with the hard work, encountered by the football team.

C O A C H
**LATRELL
SCOTT**



Latrell Scott enters his second season as Head Football Coach of the Virginia State University Trojans. Scott was named the University's 23rd head football coach on Monday, January 14, 2013. "After meeting with the administration at Virginia State and understanding their desire to commit to football and make it an even more positive experience for the student athletes I felt that it was a situation that I wanted to be a part of. Growing up in Richmond and playing at Hampton, I have local ties and CIAA roots. The opportunity to be a head coach again is one that I do not take lightly," said Scott. "The alumni, faculty, staff, and administration of this University are second-to-none, and with their continued support, we will have the success that we expect from the Virginia State Football program."

A highly-regarded recruiter and graduate of nearby Lee-Davis High School, Scott has 13 years of coaching experience.

Scott finished his first season at Virginia State with a 9-1 overall, 7-0 conference record. Under his leadership, the Trojans were the 2013 CIAA Northern Division Champions and for the first time in school history, the football program was ranked in the top 25 of the American Football Coaches Association (AFCA) weekly poll. Scott's coaching skills at Virginia State earned him CIAA coach of the week four times, the VaSID Co-Coach of the Year Award and the Willard Bailey Coach of the Year Award. Before coming to Virginia State, Scott was the tight ends coach at James Madison. In 2009, at 34 years old, The University Of Richmond made Scott the youngest head coach in Division I football, surpassing Tennessee head coach Lane Kiffin by two months.



Scott spent the 2008 and 2009 season coaching the wide receivers at The University of Tennessee and The University of Virginia respectively. While at Tennessee, he tutored Oakland Raiders 5th round draft pick Denarius Moore. At Virginia, Scott tutored Chris Burd, an All-ACC pick who signed.

Prior to joining the Volunteers' staff in 2008, Scott served for three years at Richmond as the wide receivers coach. He was promoted to assistant head coach and recruiting coordinator before the 2007 campaign. Richmond was 26-12, made two NCAA Playoff appearances and beat a BCS team (Duke) with Scott on staff.





“After meeting with the administration at Virginia State and understanding their desire to commit to football and make it an even more positive experience for the student athletes I felt that it was a situation that I wanted to be a part of. Growing up in Richmond and playing at Hampton, I have local ties and CIAA roots. The opportunity to be a head coach again is one that I do not take lightly,” said Scott.

The Spiders shattered the offensive record books in 2007, which ended with a then-school record 11 wins and the school's first-ever appearance in the National Semifinals. Richmond's leading receiver was Kevin Grayson, with a school-record 68 receptions for a freshman-record 970 yards and seven TDs. Then-senior Arman Shields began 2007 with a monster effort against Vanderbilt, catching 12 balls for 107 yards, before an injury limited him to just two more brief appearances. His skills and development under Scott, however, were enough to earn him a spot in the NFL Combine and a fourth-round NFL Draft selection by Oakland. Of the 10 team records eclipsed in that season, Scott's wide receivers helped the Spiders set new standards for scoring average (34.9), touchdowns (63) and total offense (5,675). In his rookie season as head coach, the Spiders battled through a rash of injuries -- including significant time missed to three different QBs -- Scott kept Richmond in the playoff hunt until the final week of the season finishing 6-5.

Scott arrived in Richmond after spending three seasons as wide receivers coach at VMI. During his tenure in Lexington, the Keydets led the Big South Conference in passing in 2003. In Lexington his star pupil was Zohn Burden who went on to become the leading receiver in the history of the Big South Conference.

His first coaching assignment was at Fork Union Military Academy, where he spent two seasons before being named

an assistant at Western Carolina in 2001.

A three-year starter at tight end during his playing days at Hampton, Scott earned All-America honors following his senior season. He played on one CIAA championship team and two MEAC championship and NCAA playoff teams and also competed in the Gridiron All-Star Classic in Orlando, Fla. Scott graduated with a sport management degree in 1999.

Scott is married to the former Brandi Bradby of New Kent, VA. They welcomed a baby boy to their family in 2013.





JERRY TAYLOR

Jerry Taylor Jr. enters his second season as the Wide Receivers Coach and Recruiting Coordinator for the Virginia State University Trojan Football Team. During Taylor's first season the Trojans finished with a 9-1 overall, 7-0 conference record. The Trojans were the 2013 CIAA Northern Division Champions.

Taylor, a Richmond, VA native comes to VSU from St. Francis University, where he coached tight ends in 2012. From 2010-2011, Coach Taylor worked as a graduate assistant on the defensive side of the ball at the University of

Richmond. During the 2008 and 2009 seasons Taylor was the quarterbacks coach at Lee-Davis High School in Mechanicsville, VA.

Taylor played quarterback at Bowie State for two seasons before an illness ended his career. In 2012 he earned a bachelor's degree in Business Administration from Averett University.

Taylor and his wife reside in Henrico County.



KEITH BRAXTON

Keith Braxton enters his second season at VSU as the Defensive Line Coach. Last season the Trojans finished 9-1, 7-0 CIAA en route to the Northern Division title. The Trojan defense finished 12th nationally and featured the Richmond Touchdown Club's Co-Defensive Lineman of the year for Division II in Ronald Lewis and Bryant Frazier.

Braxton, a Beaverdam, VA native, comes to VSU from Edinboro University of Pennsylvania. In seven seasons at Edinboro, he coached six All-PSAC West performers including PSAC West Defensive Player of the Year Chris Amico. Edinboro also made an appearance in the

NCAA Playoffs in 2009. Prior to Edinboro, he spent five seasons at his alma mater Virginia Military Institute. In 2011, he participated in the NFL Bill Walsh Minority Coaching Fellowship program with the St. Louis Rams.

As a player at VMI, Braxton was a three-year starter and a captain as a senior. He started 35 games and finished his career with 195 total tackles. He earned a B.A. in History in 1998 and M.A. in Military History at Norwich University in 2010.



CHRISTIAN PARKER

Christian Parker returns to the Trojan Football coaching staff as the new Defensive Backs Coach. Parker coached the cornerbacks as the defensive Graduate Assistant for the 2013 Trojan football season and had a first team all-conference performer under his wing.

Parker coached the cornerbacks as the defensive graduate assistant for the Trojans during the 2013 season. Along with first team all-conference player Sean Smith, under his wing, Parker's leadership led to 21 turnovers in 10 games for the Trojans defense in 2013. Parker helped lead the team to a 9-1 overall, 7-0 conference record. The Trojans were the 2013 CIAA Northern Division Champions.

A native of Glen Allen, VA, Parker is a 2013 graduate of the University of Richmond with a degree in Political Science. He was a backup wide receiver and cornerback for the Richmond Spiders where he was a member of the 2009 and 2012 CAA Conference Championship teams.

Parker also ran track, and was a member of the first-place 4x100m relay team at the 2011 JMU Invitational, and competed at the 2011 outdoor and 2012 indoor Atlantic-10 conference meets.

Parker currently resides in Petersburg, VA and is a member of Kappa Alpha Psi Fraternity Inc.



CHRIS NEFF

Chris Neff enters his first season as the Virginia State University Trojan Football Strength and Conditioning Coach.

Neff earned his B.S. in Exercise Science from Virginia Commonwealth University and has a C.S.C.S National Strength Coach certification. Neff has five years' experience as a strength

and speed coach for student athletes as well as being an amateur strongman competitor and an intern with University of Richmond with football, baseball, and women's lacrosse.



VATEL DIXON

Vatel Dixon enters his second season with the Virginia State University Trojan Football team as the Director of Player Personnel.

Dixon is a 1978 graduate of Virginia State College (now VSU) with a BS Degree in Woods Technology and Drafting.

Prior to Virginia State, Dixon coached football in Chesterfield County Public Schools (CCPS) for 21 seasons and was the first African-

American Head football coach in the history of Chesterfield County. He also coached Track and Field in CCPS for 33 seasons. Dixon's coaching led to the success of Kellie Wells, 2012 Summer Olympic bronze medalist.

Dixon retired from CCPS in June 2012 and is a member of Phi Beta Sigma Fraternity Inc.



AARON CORP

Aaron Corp enters his first season as the Virginia State University Trojan Football Quarterbacks Assistant.

Corp a Villa Park, CA native, enters his 1st year as an assistant working with the Trojan QBs.

A transfer from the University of Southern California where he was a member of the 2007, 2008 Rose Bowl Champion teams, Corp

graduated from University of Richmond in 2012. At Richmond he was a two year starter and captain at quarterback. His senior year Corp started all 11 games for the Spiders, throwing for 2,682 yards and 17 touchdowns and completed 247-for-388 (63.7 percent) following his senior year from 2012 – 2013 Corp was a member of the Miami Dolphins, Buffalo Bills and Dallas Cowboys organizations.



JERRY HOLMES

Jerry Holmes enters his first season as the Virginia State University Trojan Football Defensive Coordinator.

Before coming to Virginia State, Holmes was head football coach at Hampton University in 2008.

Prior to becoming head coach at Hampton, Holmes was defensive coordinator and linebackers coach at Hampton (2004-07).

Holmes also spent five years coaching defensive backs for the San Diego Chargers (2002-03), the Washington Redskins (2001) and the Cleveland Browns (1999-00). As a coach, Holmes embodies the same characteristics that he demonstrated as a player in the NFL and the USFL: physical play and aggressive football. His coaching prowess has transferred successfully to his players on the field everywhere he has been. In 2001, his Redskins secondary boasted the NFL's sixth-leading defense against the pass. The team's 23 interceptions were the fifth-most in the league. During Holmes' tenure with the Browns, Cleveland ranked 11th and 12th in the league against the pass.

Holmes began his coaching career as the linebackers coach and co-defensive coordinator at Hampton University from 1992 to 1994.

During those three seasons with the Pirates, Hampton posted a remarkable record of 31-4-1, winning three consecutive CIAA championships, making two trips to the NCAA playoffs and capturing the 1994 Black College National Championship.

As a player, Holmes' professional career spanned 12 seasons as a cornerback and included stops with the NFL's Green Bay Packers (1990-91), Detroit Lions (1988-89) and New York Jets (1980-83, 86-87), as well as the USFL's New Jersey Generals (1985) and Pittsburgh Maulers (1984). His NFL totals included 25 interceptions, two of which he returned for touchdowns. Holmes began his collegiate career at Chowan Junior College, where he earned an associate degree in business administration before transferring to West Virginia. There he was a two-year letterman in football, earning his degree in business administration in 1979. As the captain of the Mountaineers during his senior campaign, Holmes was honored with the Ira A. Rodgers Award as the team's most valuable player.

Holmes and his wife Patricia, have a daughter Natasha Holmes.

Holmes is a native of Newport News, VA.





ROBERT HUNT

Robert Hunt enters his first season as the Virginia State University Trojan Football Offensive Line Coach.

Before coming to Virginia State, Hunt was the Offensive Line Coach at Bridgewater College in 2010.

Hunt joins the Trojan staff after coaching a number of years in the pros and in the collegiate ranks.

Hunt was named a coaching intern, Tight Ends and Special Teams, with the Amsterdam Admirals (2005) for his first pro job and won the World Bowl as a member of Bart Andrus' staff. As the Argos' new Tight Ends & Offensive Quality Control coach, Hunt is the first person in team history to hold either title. He most recently worked at Howard University (2007-2008) as the Offensive Line & Run Game Coordinator.

Hunt coached for three seasons in NFL Europe, all with Amsterdam, starting in 2005 as a coaching intern. He returned in 2006 in the same role and the Admirals participated in another World Bowl final. Later that year, he was hired as an assistant scout for the NFL/NFL Japan International Player Development program before he was named Amsterdam's Tight Ends

Coach for the 2007 season. In between NFL/E seasons, Hunt was also the defensive line coach for Ferrum College in Virginia from 2005-2006.

Hunt played five years as a guard/tackle at University of Virginia where he was named the ACC's top offensive tackle as a senior and played in the Peach Bowl while blocking for Aaron Brooks. He was drafted by the Tampa Bay Buccaneers in the 7th round of the 1999 NFL Draft. From there, he spent time with the New Orleans Saints (1999-2000), Frankfurt Galaxy of NFL/E (2000), Kansas City Chiefs (2001), Buffalo Bills (2002) San Francisco Demons & New York/New Jersey Hitmen of XFL (2001), and the New York Dragons of AFL (2003).

Hunt earned a Bachelor of Arts degree from the University of Virginia and a Master of Arts from Ashford University. He has worked as a substitute teacher and high school football & track coach in his hometown of Newport News, VA, while also serving two years as a Residence Hall Educator at Ferrum College. Hunt dedicates his spare time to groups, including Student Athletes Mentors and the Fellowship Organization, while also working as a motivational speaker and an active member of the University of Virginia alumni association.



2014 SEASON OUTLOOK



There will be high expectations for the Trojans of Virginia State University this season. In 2013 the Trojans captured the CIAA Northern division title and finished with a 9-1 record in Head Coach Latrell Scott's first season in Ettrick. Scott promises a business as usual approach for his team. "We understand that we will get everyone's best shot and we will make that our team stays both humble and hungry. We play in a very competitive league and we will have to bring our A weekly game if we want to be successful," Scott commented.

On offense, the Trojans return eight starters, but will be without last year's leading rusher, All-CIAA running back Jordan Anderson. VSU will also have to replace big play quarterback Justin Thorpe. Sophomore quarterback Tarian Ayres started and won 2 games last season and finished the spring as the number one quarterback. He will be pushed by redshirt freshmen Niko Johnson and Eric Washington.

Junior Kavon Bellamy, who started at linebacker last season has moved, over to running back and finished the spring atop the depth chart. He will compete with Norfolk State transfer Dallas Simmons for carries. Senior Ty Wilson and sophomore Andrew Clark and Torrey Pettis will all see action at the tight end and full back .

VSU returns three of their top four pass catchers from last year . Senior Gene Holloman leads the group, along with his running teammate, junior Jaivon Smallwood. Sophomore Willie Stubblefield made several key catches a year ago and the return of senior Dion Futch has Scott excited about this group.

The offensive line returns four starters from last year's group that helped the Trojans lead the league in rushing.

Senior Ray Rijos and sophomore Jahmil Haley headline a group that is anchored by All CIAA pick Ronnie Ransome. The Trojans return eight starters from last year's nationally ranked defense.

The defensive line is led by seniors Bryant Frazier and Ronald Lewis. Senior Darien Jones, junior Ray Prorise and sophomore Daryl Simmons will also be key contributors up front .

All-Rookie team member Shaquille Edwards moves from defensive end to linebacker and will be joined by linebacker Brandon Robinson to man the second level. Senior Andrew Faison and sophomore Geo Feggins also will see key snaps at linebacker for the Trojans as well.

The secondary loses All CIAA corner Sean Smith and free safety Virgil Loiseau but Scott believes the secondary will be strong. Juniors Darion Thomas and Tyrell Smith will start at the corners and the safety positions will be held down by juniors Dontrell Jones and Devonte Piggott.

The Trojans hope to improve their kicking game by adding area prospect Matthew Hilquist. Receivers Dion Futch and Jaivon Smallwood will handle kickoff and punt return duties.



2014 VIRGINIA STATE UNIVERSITY FOOTBALL ROSTER

2014 Virginia State University Football (2014 Tentative Roster)

No.	Name	Pos.	Cl.	Ht.	Wt.	Hometown/Previous School
1	Devonte Piggott	DB	Jr.	5-10	185	Woodbridge, VA/Gar-Field High School
2	Markee Brooks	WR	Jr.	5-10	180	Halifax, VA/Halifax High School
3	Gene Holloman	WR	Sr.	6-3	180	Virginia Beach, VA/Bayside High School
4	Trevon Byron	DB	So.	5-8	170	Virginia Beach, VA/Landstown High School
5	Darion Thomas	DB	Jr.	6-0	160	Virginia Beach, VA/ Bayside High School
6	Tarian Ayers	QB	So.	6-1	200	Dillwyn, VA/Buckingham County High School
7	Willie Stubblefield	WR	So.	6-1	200	Highland Springs, VA/Highland Springs High School
8	Eric Washington	QB	Fr.	6-3	210	Stafford, VA/Courtland High School
9	Dontrell Jones	DB	Jr.	6-0	185	Hampton, VA/Phoebus High School
10	Andrew Faison, Jr.	LB	Sr.	5-11	225	Chesterfield, VA/L.C. Bird High School
11	Dion Futch	WR	Sr.	5-7	175	Hampton, VA/Hampton High School
13	Walter Harold	QB	Fr.	6-1	180	Virginia Beach, VA/Ocean Lakes High School
14	Brandon Lynch	LB	So.	6-1	200	Norfolk, VA/Lake Taylor High School
15	Claude Thomas	DB	So.	6-4	175	South Orange, NJ/Columbia High School
16	Malik Sexton	ATH	Fr.	6-1	190	Portsmouth, VA/Churchland High School
17	Vincent Herring	DB	Fr.	6-2	185	Richmond, VA/Armstrong High School
18	Allen Overton	QB	Jr.	6-0	220	Flint, MI/Carmen Ainsworth High School
19	Chris Tucker	WR	So.	5-8	165	Henrico, VA/Varina High School
21	Bryce Bradley	DB	So.	5-10	190	Richmond, VA/Varina High School
22	Tyrell Smith	DB	Jr.	5-9	175	Richmond, VA/St. Augustine's University
23	Martel Peden	DB	So.	6-3	180	Newport News, VA/Menchville High School
25	Andre Rawls	DB	Sr.	6-0	190	Franklin, VA/Southampton High School
26	Joel Insilo	LB	So.	6-0	200	Kensington, MD/Bowie State University
27	Zach Braswell	DB	So.	5-11	180	Spotsylvania, VA/Courtland High School
28	Kavon Bellamy	RB	Jr.	5-10	205	Hampton, VA/Hampton High School
29	Avery Jones	DB	So.	5-10	160	Charles City, VA/Charles City High School
30	Tyler Wilson	HB	Sr.	6-2	220	Stafford, VA/Colonial Forge High School
31	Kentory Matthews	RB	Fr.	5-10	170	Virginia Beach, VA/Tallwood High School
32	Tyquante Simms	DB	Fr.	5-10	180	Petersburg, VA/Hermitage (Lynchburg) High School
33	Carlton Campbell II	RB	Fr.	6-0	180	Vilseck, Germany/Vilseck High School
34	Geo Feggins	LB	So.	6-1	210	South Hill, VA/Park View High School
35	Ibrahim Ngaula	DB	Sr.	5-10	175	Riverdale, MD/Parkdale High School
36	Eugene Summerville	DB	Fr.	5-10	175	Chesapeake, VA/Western Branch High School
37	Trey Reed	ATH	Fr.	6-1	185	Newport News, VA/Woodside High School
38	Torey Pettis	FB	Jr.	6-0	230	Richmond, VA/L.C. Bird High School
39	Matthew Hillquist	P/K	Fr.	5-10	175	Glen Allen, VA/Glen Allen High School
40	Andrew Clarke	TE	So.	6-2	230	Richmond, VA/Thomas Jefferson High School
41	Ian Jackson	LB	Fr.	6-0	195	Washington, D.C./H.D. Woodson High School
42	Tamarus Daye	DB	So.	5-11	195	Triangle, VA/Forest Park High School
44	Clive Archer	FB	Fr.	6-1	235	Woodbridge, VA/Hylton High School
45	Brandon Robinson	LB	Sr.	6-1	220	Mechanicsville, VA/Lee Davis High School
46	Shamir Tyner	DL	Fr.	6-2	235	Virginia Beach, VA/Tallwood High School
48	Darryl McDowell	LB	Jr.	6-2	205	Washington, D.C./Coolidge High School
49	Shaquille Robinson	LB	So.	6-1	190	Culpeper, VA/Culpeper High School
50	Michael Harris	LB	So.	6-1	200	Richmond, VA/Hermitage High School
51	Lyndon Thomas	LB	So.	6-0	220	Portsmouth, VA/Woodrow Wilson High School
52	Erin Pettiford	LB	So.	6-0	245	Cedar Grove, NC/Catawba High School
54	David Turner	LB	Jr.	6-0	205	Henrico, VA/Varina High School
55	Daryl Simmons	DL	So.	6-1	260	Henrico, VA/Varina High School
56	Ray Prosize	DL	Jr.	6-0	280	Petersburg, VA/Petersburg High School
57	Terry Johnson, Jr.	OL	So.	6-3	275	Upper Marlboro, MD/Riverdale Baptist High School
58	Bryant Frazier	DL	Sr.	6-1	255	Richmond, VA/Florida A&M University
59	Jaelen Williams	OL	So.	6-2	270	Charles City, VA/Charles City High School
60	Elder Hudson III	OL	Jr.	6-2	270	Norfolk, VA/Lake Taylor High School
61	Vicquan Arrington	DL	So.	5-11	280	Suffolk, VA/Nansemond River High School
64	Jalen Jones	OL	Fr.	6-0	280	Amelia, VA/Amelia High School
68	Devin Lewis	OL	Jr.	6-2	305	Suffolk, VA/ Nansemond River High School
71	Rey Rijos	OL	Jr.	6-2	320	Virginia Beach, VA/Bayside High School
72	Clarence Burrus	OL	So.	6-3	260	Suffolk, VA/King's Fork High School
73	Christopher Senn	OL	So.	6-3	280	Upper Marlboro, MD/C.H. Flowers High School
75	Jahmil Haley	OL	So.	6-3	280	Portsmouth, VA/Churchland High School
76	Jamonte Spriggs	OL/DL	Fr.	6-4	270	Hampton, VA/Hampton High School
77	Dakota Reeves	OL	So.	6-5	250	Lynchburg, VA/E.C. Glass High School
79	Ronnie Ransome	OL	Jr.	6-1	285	Ettrick, VA/Matoaca High School
80	Jaivon Smallwood	WR	Jr.	6-2	175	Virginia Beach, VA/Bayside High School
81	Josh Harris	WR	Fr.	6-0	170	Mechanicsville, VA/Hanover High School
91	Shaquille Edwards	DL	So.	6-3	235	Richmond, VA/Varina High School
92	Dairen Jones	DL	Sr.	6-3	255	Raleigh, NC/Wakefield High School
93	Ronald Lewis	DL	Sr.	6-2	270	Virginia Beach, VA/Tidewater C.C.
94	Jonathan Pearson	DL	Fr.	6-1	250	Chesterfield, VA/Manchester High School
95	Devin Claiborne	LB	So.	6-0	230	Hampton, VA/Hampton High School
98	Derrick Boone	DL	Fr.	6-1	240	Henrico, VA/Varina High School

ROSTER BREAK DOWN

Germany (1)

Carlton Campbell Vilseck, Germany

Virginia (66)

Gene Holloman, Jr..... Virginia Beach, VA
 John Harris..... Stuart, VA
 Darion Thomas..... Virginia Beach, VA
 Demetrious Campbell..... Chester, VA
 Dontrell Jones..... Hampton, VA
 Andrew Faison, Jr..... Chester, VA
 Dion Futch..... Hampton, VA
 Niko Johnson..... Henrico, VA
 Willie Stubblefield..... Henrico, VA
 Tarian Ayres..... Dillwyn, VA
 Malik Sexton..... Portsmouth, VA
 Vincent Herring..... Richmond, VA
 Kentory Matthews..... Virginia Beach, VA
 Christopher Heflin..... Chester, VA
 Chris Tucker..... Richmond, VA
 Bryce Bradley..... Richmond, VA
 Matthew Hillquist..... Glen Allen, VA
 Martel Peden..... Newport News, VA
 Markee Brooks..... Halifax, VA
 Andre' Rawls..... Franklin, VA
 Devonte Piggott..... Woodbridge, VA
 Zack Brawswell..... Spotsylvania, VA
 Kavon Bellamy..... Hampton, VA
 Brandon Lynch..... Norfolk, VA
 Shaquille Robinson..... Culpeper, VA
 Lyndon Thomas..... Portsmouth, VA
 George Feggins..... South Hill, VA
 David Turner..... Richmond, VA
 Daryl Simmons..... Henrico, VA
 Bryant Frazier..... Richmond, VA
 Jaelen Williams..... Charles City, VA
 Elder Hudson, III..... Norfolk, VA
 Vicquan Arrington..... Suffolk, VA
 Ray Prosize, Jr..... Petersburg, VA
 Jalen Jones..... Amelia, VA
 Devin Lewis..... Hampton, VA
 Jarvis Tucker..... Capron, VA
 Rey Rijos..... Virginia Beach, VA
 Clarence Burrus..... Suffolk, VA
 Keenan Mcallister..... Hampton, VA
 Jahmil Haley..... Portsmouth, VA
 Naseer Conway..... Charlottesville, VA
 Dakota Reeves..... Lynchburg, VA
 Alex Holloway..... Suffolk, VA
 Tahj Coleman..... Virginia Beach, VA
 Brandon Robinson..... Mechanicsville, VA
 Avery Jones..... Charles City, VA
 Trevon Bryon..... Virginia Beach, VA
 Tyler Wilson Stafford, VA
 Jonathan Pearson..... Chesterfield, VA
 Josh Harris..... Mechanicsville, VA
 Jamonte Spriggs..... Hampton, VA
 Zach Jackson..... Louisa County, VA
 Travis Henderson..... Richmond, VA
 Eric Washington..... Stafford, VA
 Tyquante Simms..... Petersburg, VA
 Torey Pettis..... Richmond, VA
 Trey Reed..... Newport News, VA
 Eugene Summerville..... Chesapeake, VA
 Andrew Clarke..... Richmond, VA
 Korey Lyzenga..... Yorktown, VA
 Michael Harris..... Richmond, VA
 Darryl Irby..... Chesterfield, VA
 Tyrell Smith..... Richmond, VA
 Kevin Ricks..... Hampton, VA
 Geo Feggin..... South Hill, VA

District of Columbia (2)

Ian Jackson..... Washington, DC
 Darryl McDowell..... Washington, DC

New Jersey (1)

Claude Thomas, Jr..... South Orange, NJ

New York (2)

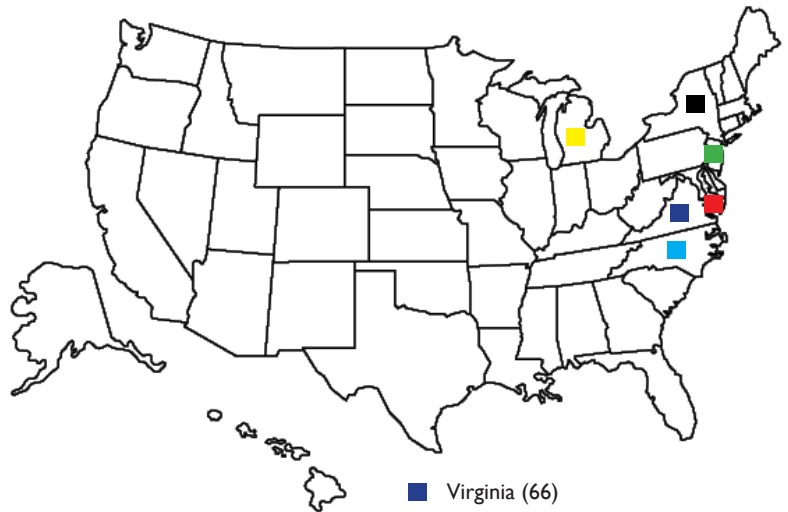
Bryant McAdoo..... Harlem, NY
 Carmelo Perez..... Middletown, NY

Michigan(1)

Allen Overton..... Flint, MI

North Carolina(3)

Aaron Clark..... Raleigh, NC
 Erin Pettiford..... Cedar Grove, NC
 Darien Jones..... Raleigh, NC



- Virginia (66)
- District of Columbia (2)
- New Jersey (1)
- New York (2)
- Michigan (1)
- North Carolina (3)



- Germany (1)

POSITION-BY-POSITION

QUARTERBACKS

No.	Name	Pos.	Ht.	Wt.	Yr.
6	Tarian Ayers	QB	6-1	200	So.
8	Eric Washington	QB	6-3	210	Fr.
13	Walter Harold	QB	6-1	180	Fr.
18	Allen Overton	QB	6-0	220	Jr.

RUNNING BACKS

No.	Name	Pos.	Ht.	Wt.	Yr.
28	Kavon Bellamy	RB	5-10	205	Jr.
31	Kentory Matthews	RB	5-10	170	Fr.
33	Carlton Campbell II	RB	6-0	180	Fr.
38	Torey Pettis	FB	6-0	230	Jr.
44	Clive Archer	FB	6-1	235	Fr.

WIDE RECEIVERS

No.	Name	Pos.	Ht.	Wt.	Yr.
2	Markee Brooks	WR	5-10	180	Jr.
3	Gene Holloman	WR	6-3	180	Sr.
7	Willie Stubblefield	WR	6-1	200	So.
11	Dion Futch	WR	5-7	175	Sr.
19	Chris Tucker	WR	5-8	165	So.
80	Jaivon Smallwood	WR	6-2	175	Jr.
81	Josh Harris	WR	6-0	170	Fr.

TIGHT ENDS

No.	Name	Pos.	Ht.	Wt.	Yr.
40	Andrew Clarke	TE	6-2	230	So.

OFFENSIVE LINE

No.	Name	Pos.	Ht.	Wt.	Yr.
57	Terry Johnson, Jr.	OL	6-3	275	So.
59	Jaelen Williams	OL	6-2	270	So.
60	Elder Hudson III	OL	6-2	270	Jr.
64	Jalen Jones	OL	6-0	280	Fr.
68	Devin Lewis	OL	6-2	305	Jr.
71	Rey Rijos	OL	6-2	320	Jr.
72	Clarence Burrus	OL	6-3	260	So.
73	Christopher Senn	OL	6-3	280	So.
75	Jahmil Haley	OL	6-3	280	So.
76	Jamonte Spriggs	OL/DL	6-4	270	Fr.
77	Dakota Reeves	OL	6-5	250	So.
79	Ronnie Ransome	OL	6-1	285	Jr.

DEFENSIVE BACKS

No.	Name	Pos.	Ht.	Wt.	Yr.
1	Devonte Piggot	DB	5-10	185	Jr.
4	Trevon Byron	DB	5-8	170	So.
5	Darion Thomas	DB	6-0	160	Jr.
9	Dontrell Jones	DB	6-0	185	Jr.
15	Claude Thomas	DB	6-4	175	So.
17	Vincent Herring	DB	6-2	185	Fr.
21	Bryce Bradley	DB	5-10	190	So.
22	Tyrell Smith	DB	5-9	175	Jr.
23	Martel Peden	DB	6-3	180	So.
25	Andre Rawls	DB	6-0	190	Sr.
27	Zach Braswell	DB	5-11	180	So.
29	Avery Jones	DB	5-10	160	So.
32	Tyquante Simms	DB	5-10	180	Fr.
35	Ibrahim Ngaula	DB	5-10	175	Sr.
36	Eugene Summerville	DB	5-10	175	Fr.
42	Tamarus Daye	DB	5-11	195	So.

LINE BACKERS

No.	Name	Pos.	Ht.	Wt.	Yr.
10	Andrew Faison, Jr.	LB	5-11	225	Sr.
14	Brandon Lynch	LB	6-1	200	So.
26	Joel Insilo	LB	6-0	200	So.
34	Geo Feggins	LB	6-1	210	So.
41	Ian Jackson	LB	6-0	195	Fr.
45	Brandon Robinson	LB	6-1	220	Sr.
48	Darryl McDowell	LB	6-2	205	Jr.
49	Shaquille Robinson	LB	6-1	190	So.
50	Michael Harris	LB	6-1	200	So.
51	Lyndon Thomas	LB	6-0	220	So.
52	Erin Pettiford	LB	6-0	245	So.
54	David Turner	LB	6-0	205	Jr.
95	Devin Claiborne	LB	6-0	230	So.

DEFENSIVE LINE

No.	Name	Pos.	Ht.	Wt.	Yr.
46	Shamir Tyner	DL	6-2	235	Fr.
55	Darryl Simmons	DL	6-1	235	Sr.
56	Ray Prosisie	DL	6-0	280	Jr.
58	Bryant Frazier	DL	6-1	255	Sr.
61	Vicquan Arrington	DL	5-11	280	So.
91	Shaquille Edwards	DL	6-3	235	So.
92	Dairen Jones	DL	6-3	255	Sr.
93	Ronald Lewis	DL	6-2	270	Sr.
94	Jonathan Pearson	DL	6-1	250	Fr.
98	Derrick Boone	DL	6-1	240	Fr.

KICKERS/PUNTERS

No.	Name	Pos.	Ht.	Wt.	Yr.
39	Matthew Hillquist	P/K	5-10	175	Fr.



RETURNERS



Vicquan Arrington #61
 Sophomore
 Defensive Lineman
 5-11
 280
 Suffolk, VA
 Nansemond River HS



Markee Brooks #2
 Junior
 Wide Receiver
 5-10
 180
 Halifax, VA
 Halifax HS



Gene Holloman #3
 Senior
 Wide Receiver
 6-3
 180
 Virginia Beach, VA
 Bayside HS



Trevon Byron #4
 Sophomore
 Defensive Back
 5-8
 170
 Virginia Beach, VA
 Landstown HS



Darion Thomas #5
 Junior
 Defensive Back
 6-0
 160
 Virginia Beach, VA
 Bayside HS



Tarian Ayers #6
 Sophomore
 Quarterback
 6-1
 200
 Dillwyn, VA
 Buckingham County HS



Willie Stubblefield #7
 Sophomore
 Wide Receiver
 6-1
 200
 Richmond, VA
 Highland Springs HS



Dontrell Jones #9
 Junior
 Defensive Back
 6-0
 185
 Hampton, VA
 Phoebus HS



Andrew Faison, Jr. #10
 Senior
 Linebacker
 5-11
 225
 Chester, VA
 L.C. Bird HS



Dion Futch #11
 Senior
 Wide Receiver
 5-7
 175
 Hampton, VA
 Hampton HS



Brandon Lynch #14
 Sophomore
 Linebacker
 6-1
 200
 Norfolk, VA
 Lake Taylor HS



Claude Thomas, Jr. #15
 Sophomore
 Defensive Back
 6-4
 175
 South Orange, NJ
 Columbia HS



Chris Tucker #19
 Sophomore
 Wide Receiver
 5-8
 165
 Henrico, VA
 Varina HS



Bryce Bradley #21
 Sophomore
 Defensive Back
 5-10
 190
 Richmond, VA
 Varina HS



Tyrell Smith #22
 Junior
 Defensive Back
 5-9
 175
 Richmond, VA
 St. Augustine's University



Martel Peden #23
 Sophomore
 Defensive Back
 6-3
 180
 Newport News, VA
 Menchville HS

RETURNERS



Andre Rawls #25
Senior
Defensive Back
6-0
190
Franklin, VA
South Hampton HS



Joel Insilo #26
Sophomore
Linebacker
6-0
200
Kensington, MD
Bowie State University



Zack Braswell #27
Sophomore
Defensive Back
5-11
180
Spotsylvania, VA
Courtland HS



Kavon Bellamy #28
Junior
Running Back
5-10
205
Hampton, VA
Hampton HS



Avery Jones #29
Sophomore
Defensive Back
5-10
160
Charles City, VA
Charles City HS



Tyler Wilson #30
Senior
Half Backer
6-2
220
Stafford, VA
Colonial Forge HS



George Figgins #34
Sophomore
Linebacker
6-1
210
South Hill, VA
Park View HS



Torey Pettis #38
Junior
Fullback
6-0
230
Richmond, VA
L.C. Bird HS



Tamarus Daye #42
Sophomore
Defensive Back
5-11
195
Triangle, VA
Forest Park HS



Brandon Robinson #45
Senior
Linebacker
6-1
220
Mechanicsville, VA
Lee-Davis HS



Shaquille Robinson #49
Sophomore
Linebacker
6-1
190
Culpeper, VA
Culpeper HS



Lyndon Thomas #51
Sophomore
Linebacker
6-0
220
Portsmouth, VA
Woodrow Wilson HS



Erin Pettiford #52
Sophomore
Linebacker
6-0
245
Cedar Grove, NC
Catawba HS



David Turner #54
Junior
Linebacker
6-0
205
Richmond, VA
Varina HS



Daryl Simmons #55
Sophomore
Defensive Lineman
6-1
260
Henrico, VA
Varina HS



Ray Proisie #56
Junior
Defensive Lineman
6-0
280
Petersburg, VA
Petersburg HS

RETURNERS



Terry Johnson, Jr. #57
 Sophomore
 Offensive Lineman
 6-3
 275
 Upper Marlboro, MD Riverdale Baptist HS



Bryant Frazier #58
 Senior
 Defensive Lineman
 6-1
 255
 Richmond, VA Florida A&M University



Jaelen Williams #59
 Sophomore
 Offensive Lineman
 6-2
 270
 Charles City, VA Charles City HS



Elder Hudson III #60
 Junior
 Offensive Lineman
 6-2
 270
 Norfolk, VA Lake Taylor HS



Vicquan Arrington #61
 Sophomore
 Defensive Lineman
 5-11
 280
 Suffolk, VA Nansemond River HS



Devin Lewis #68
 Junior
 Offensive Lineman
 6-2
 305
 Suffolk, VA Nansemond River HS



Rey Rijos #71
 Junior
 Offensive Lineman
 6-2
 320
 Virginia Beach, VA Bayside HS



Clarence Burrus #72
 Sophomore
 Offensive Lineman
 6-3
 260
 Virginia Beach, VA King's Fork HS



Christopher Senn #73
 Sophomore
 Offensive Lineman
 6-3
 280
 Upper Marlboro, MD C.H. Flowers HS



Jahmil Haley #75
 Sophomore
 Offensive Lineman
 6-3
 280
 Portsmouth, VA Churchland HS



Dakota Reeves #77
 Sophomore
 Offensive Lineman
 6-5
 250
 Lynchburg, VA E.C. Glass HS



Ronnie Ransome #79
 Junior
 Offensive Lineman
 6-1
 285
 Ettrick, VA Matoaca HS



Jaivon Smallwood #80
 Junior
 Wide Receiver
 6-2
 175
 Virginia Beach, VA Bayside HS



Shaquille Edwards #91
 Sophomore
 Defensive Lineman
 6-3
 235
 Richmond, VA Varina HS



Dairen Jones #92
 Senior
 Defensive Lineman
 6-3
 255
 Raleigh, NC Wakefield HS



Ronald Lewis #93
 Senior
 Defensive Lineman
 6-2
 270
 Virginia Beach, VA Tidewater C.C.



Devin Claiborne #95
 Sophomore
 Defensive Lineman
 6-0
 230
 Hampton, VA Hampton HS

TROJAN FOOTBALL



| BUSINESS AS USUAL |

OPONENTS

CALIFORNIA UNIVERSITY OF PENNSYLVANIA

Location.....California, PA
 Founded.....1852
 Enrollment.....9,017
 Conference.....PSAC
 Nickname.....Vulcans
 Colors.....Black & Red
 Stadium.....Adamson Stadium
 Head Coach.....Mike Kellar
 Record at California PA.....15-7 (2 seasons)
 Career Record.....29-15 (4 seasons)
 Offensive Coordinator.....Dave Cole
 Defensive Coordinator.....Mike Lopez
 SID.....Matthew Kifer
 SID Office Phone.....724-938-4552/5849
 SID Email.....kifer@calu.edu
 Athletic Website.....www.calvulcans.com

2013 Results (7-4)

Hillsdale	W	22-19
Kutztown	W	45-10
Edinboro	W	20-7
IUP	L	20-7
West Chester	L	38-31
Clarion	W	35-7
Seton Hill	W	33-7
Gannon	W	35-7
Slippery Rock	L	35-17
Mercyhurst	L	23-20
Millersville	W	48-14

2014 Schedule

9-6	Virginia State
9-13	Bloomsburg
9-20	Shippensburg
9-27	Edinboro (PA)
10-4	Seton Hill
10-11	Slippery Rock
10-18	Indiana (PA)
10-25	Clarion
11-1	Gannon
11-8	Mercyhurst
11-15	Lock Haven

2013 Team Stats

California (PA)	43	92	62	116	0(OT)	313
Opponents	33	58	41	55	0 (OT)	187

Team Statistics

Team Statistics	CAL	OPP
First Downs	212	208
Rushing	77	96
Average Per Rush	3.3	3.7
Comp-Att-Int	196-357-15	175-330-14
Average Per Game	122.9	148.4
Passing Yards	2609	1890
Total Offense	3961	3522
Yards/Play	5.2	4.5
Fumbles-Lost	16-10	16-7
Interception-Yds	14-328	15-87
Penalties-Yds	83-724	70-599
Kickoff Returns	39-1001	49-1019
Punting	48-2025	66-2651
Field Goal Attempts	11-16	8-15
3rd-Down Conversions	54/152	62/176
4th-Down Conversions	14/24	8/19
Sacks	18-95	14-116
Touchdowns Scored	40	23
Red Zone Scores	(32-46) 70%	(26-35) 74%
Time of Possession	28:23	31:37

LENOIR-RHYNE UNIVERSITY

Location.....Hickory, NC
 Founded.....1891
 Enrollment.....1,983
 Conference.....SAC
 Nickname.....Bears
 Colors.....Maroon & Grey
 Stadium.....Helen and Leonard Moretz Stadium
 Head Coach.....Ian Shields
 Record at Lenior-Rhyne.....0-0 (1st season)
 Career Record.....0-0 (1st season)
 Offensive Coordinator.....Tom Simi
 Defensive Coordinator.....Tom Casey
 SID.....John Karrs
 SID office Phone.....828-328-7174
 SID Email.....karrsjd@lr.edu
 Athletic Website.....www.lrbears.com

2013 Results (13-2)

Concord	L	18-10
Davidson	W	34-18
Wingate	W	34-13
Tusculum	W	24-10
Brevard	W	41-0
North Greenville	W	35-17
Newberry	W	35-14
Mars Hill	W	27-20
Carson-Newman	W	37-3
Alderson-Broadus	W	62-24
Catawba	W	48-15
Carson-Newman	W	27-20
North Alabama	W	42-39
West Chester	W	42-14
Northwest Missouri State	L	43-28

2014 Schedule

9-6	Point
9-13	Virginia State
9-20	Wingate
9-27	Tusculum
10-4	Brevard
10-11	North Greenville
10-18	Newberry
10-25	Mars Hill
11-1	Carson-Newman
11-8	Alderson-Broadus

2013 Team Stats

Lenior-Rhyne	140	141	119	131	0(OT)	526
Opponents	73	82	34	79	0 (OT)	268

Team Statistics

Team Statistics	LRU	OPP
First Downs	326	248
Rushing	277	88
Average Per Rush	6.0	3.1
Comp-Att-Int	47-100-3	289-471-16
Average Per Game	370-9	101.5
Passing Yards	876	3239
Total Offense	6439	4762
Yards/Play	6.3	4.9
Fumbles-Lost	19-14	19-10
Interception-Yds	16-328	3-21
Penalties-Yds	83-745	69-630
Kickoff Returns	96-5446	54-3081
Punting	54-2011	85-3098
Field Goal Attempts	15-22	11-19
3rd-Down Conversions	90/192	86/227
4th-Down Conversions	12-19	14/24
Sacks	52-331	8-46
Touchdowns Scored	69	34
Red Zone Scores	(53-64) 83%	(27-37) 73%

KENTUCKY STATE UNIVERSITY

Location.....Frankfort, KY
 Founded.....1886
 Enrollment.....2,751
 Conference.....SIAC
 Nickname.....Thorobreds
 Colors.....Green & Gold
 Stadium.....Alumni
 Head Coach.....Josh Dean
 Record at Kentucky State.....5-5 (1 Season)
 Career Record.....5-5 (1 Season)
 Offensive Coordinator.....Amish Patel
 Defensive Coordinator.....Josh Dean
 SID.....Josh Hazard
 SID office Phone/Fax.....502-597-6399
 SID Email.....Joshua.hazard@ksu.edu
 Athletic Website.....www.ksuthorobreds.com

2013 Results (5-5)

Kentucky Wesleyan	W	42-6	9-4	Kentucky Wesleyan
Central State	W	38-17	9-13	Johnson C. Smith
Virginia State	L	41-0	9-20	Virginia State
Stillman	L	26-21	9-27	Stillman
Alderson-Broadus	W	49-20	10-4	Central State
Fort Valley	W	17-11	10-11	Fort Valley State
Miles	L	40-17	10-18	Miles
Tuskegee	L	36-7	10-25	Tuskegee
Lane	L	38-28	11-1	Lane
Morehouse	W	44-0	11-8	Morehouse

2014 Schedule

2013 Team Stats

Kentucky State	35	97	58	73	0 (OT)	263
Opponents	83	62	47	53	0 (OT)	245

Team Statistics

	KSU	OPP
First Downs	158	154
Rushing	68	58
Average Per Rush	4.8	3.4
Comp-Att-Int	134-251-10	141-274-11
Average Per Game	168.7	109.6
Passing Yards	1753	1851
Total Offense	3440	2947
Yards/Play	5.7	4.9
Fumbles-Lost	17-13	14-6
Interception-Yds	11-117	10-89
Penalties-Yds	104-1004	94-835
Kickoff Returns	39-664	42-864
Punting	14-122	19-242
Field Goal Attempts	4-8	4-8
3rd-Down Conversions	32/126	45/131
4th-Down Conversions	13/24	3/17
Sacks	26-146	16-105
Touchdowns Scored	36	32
Red Zone Scores	(23-30)76%	(17-22)77%
Time of Possession	30:52	28:46

FAYETTEVILLE STATE UNIVERSITY

Location.....Fayetteville, NC
 Founded.....1867
 Enrollment.....6,100
 Conference.....CIAA
 Nickname.....Broncos
 Colors.....White & Blue
 Stadium.....Luther "Nick" Jeralds
 Head Coach.....Lawrence Kershaw
 Record at Fayetteville State.....6-4 (1 season)
 Career Record.....6-4 (1 season)
 Offensive Coordinator.....Calvin Randall
 Defensive Coordinator.....Errick Hargrove
 SID.....Adrian Ferguson
 SID office Phone/Fax.....910-672-1254/1241
 SID Email.....aferguson1@uncfsu.edu
 Athletic Website.....www.fsubroncos.com

2013 Results (6-4)

Virginia State	L	29-28	9-6	Chowan
UNC Pembroke	L	38-24	9-13	UNC Pembroke
Virginia Union	W	21-7	9-20	Virginia Union
Elizabeth City State	W	31-27	9-27	Virginia State
Chowan	WO	35-29	10-4	Lincoln PA
Shaw	L	44-34	10-11	Shaw
Johnson C. Smith	W	35-26	10-18	Johnson C. Smith
St. Augustine's	W	43-19	10-25	St. Augustine's
Livingstone	W	34-31	11-1	Livingstone
Winston-Salem State	L	28-14	11-8	Winston-Salem State

2014 Schedule

2013 Team Stats

Fayetteville State	88	85	65	48	13 (OT)	299
Opponents	51	61	86	73	7 (OT)	278

Team Statistics

	FSU	OPP
First Downs	190	229
Rushing	62	85
Average Per Rush	3.3	3.6
Comp-Att-Int	179-348-10	231-386-18
Average Per Game	285.5	246.0
Passing Yards	2855	2460
Total Offense	3928	3909
Yards/Play	5.8	5.0
Fumbles-Lost	8-3	25-14
Interception-Yds	18-108	10-232
Penalties-Yds	99-943	61-683
Kickoff Returns	56-3294	50-2611
Punting	50-1890	36-1430
Field Goal Attempts	7-14	8-17
3rd-Down Conversions	56/146	65/155
4th-Down Conversions	8/19	12/25
Sacks	20-87	16-116
Touchdowns Scored	40	37
Red Zone Scores	(28-38) 74%	(37-53) 70%
Time of Possession	31:07	30:11

SAINT AUGUSTINE'S COLLEGE

Location.....Raleigh, NC
 Founded.....1867
 Enrollment.....1,442
 Conference.....CIAA
 Nickname.....Falcons
 Colors.....Blue & White
 Stadium.....SAU Stadium
 Head Coach.....Michael Costa
 Record at Elizabeth City State.....39-63 (13 seasons)
 Career Record.....49-104 (18 seasons)
 Offensive Coordinator.....Ben Coates
 Defensive Coordinator.....Tremayne Henry
 SID.....Anthony Jeffries
 SID office Phone/Fax.....919-516-4617/4639
 SID Email.....awjeffries@st-aug.edu
 Athletic Website.....www.saintaugfalcons.com

2013 Results (4-6)

North Carolina Central	L	23-20
Wingate	L	24-3
Stillman	W	35-7
Bowie State	W	29-7
Elizabeth City State	L	26-25
Livingstone	W	21-14
Winston-Salem State	L	35-17
Fayetteville State	L	43-19
Johnson C. Smith	W	13-6
Shaw	L	32-14

2014 Schedule

9-6	TBA
9-13	Wingate
9-20	Stillman
9-27	Chowan
10-4	Virginia State
10-11	Livingstone
10-18	Winston-Salem State
10-25	Fayetteville State
11-1	Johnson C. Smith
11-8	Shaw

2013 Team Stats

St. Augustine's	42	34	49	64	7 (OT)	196
Opponents	59	39	58	51	10 (OT)	217

Team Statistics

SAU	OPP	
First Downs	159	195
Rushing	59	78
Average Per Rush	3.0	3.2
Comp-Att-Int	176-315-20	190-351-13
Average Per Game	195.9	219.6
Passing Yards	1959	2196
Total Offense	2933	3451
Yards/Play	4.6	4.7
Fumbles-Lost	19-14	15-4
Interception-Yds	13-192	20-344
Penalties-Yds	73-608	85-749
Kickoff Returns	37-752	27-494
Punting	21-201	18-300
Field Goal Attempts	3-8	6-10
3rd-Down Conversions	45/138	58/159
4th-Down Conversions	6/15	11/25
Sacks	36/235	32-169
Touchdowns Scored	27	29
Red Zone Scores	(17-31)55%	(24-35)69%
Time of Possession	27:50	32:10

ELIZABETH CITY STATE UNIVERSITY

Location.....Elizabeth City, NC
 Founded.....1891
 Enrollment.....3,042
 Conference.....CIAA
 Nickname.....Vikings
 Colors.....Royal & White
 Stadium.....Roebuck
 Head Coach.....Waverly Tillar
 Record at Elizabeth City State.....39-45 (8 seasons)
 Career Record.....39-45 (8 seasons)
 Offensive Coordinator.....Alvin Parker
 Defensive Coordinator.....Marcus Hilliard
 SID.....April Emory
 SID office Phone/Fax.....252-335-3278/3627
 SID Email.....aemory@mail.ecsu.edu
 Athletic Website.....www.ecsvikings.com

2013 Results (4-6)

Newberry	L	35-32
Tusculum	L	54-41
Albany State	L	34-13
Fayetteville State	L	31-27
St. Augustine's	W	26-25
Virginia State	L	51-28
Lincoln (PA)	W	56-14
Chowan	W	37-31
Virginia Union	W	28-21
Bowie State	L	30-21

2014 Schedule

9-6	North Carolina Central
9-13	Tusculum
9-20	Benedict
9-27	Winston-Salem State
10-4	Livingstone
10-11	Virginia State
10-18	Lincoln (PA)
10-25	Chowan
11-1	Virginia Union
11-8	Bowie State

2013 Team Stats

Elizabeth City State	88	57	83	75	6 (OT)	309
Opponents	69	67	95	95	0 (OT)	326

Team Statistics

ECSU	OPP	
First Downs	223	199
Rushing	79	107
Average Per Rush	4.0	4.7
Comp-Att-Int	205-339-12	160-271-10
Average Per Game	273.5	213.4
Passing Yards	2735	2134
Total Offense	4135	4132
Yards/Play	6.0	6.0
Fumbles-Lost	18-6	18-11
Interception-Yds	10-95	12-255
Penalties-Yds	85-809	100-932
Kickoff Returns	51-1113	29-683
Punting	47-1865	49-2004
Field Goal Attempts	5-11	3-5
3rd-Down Conversions	41/129	52/135
4th-Down Conversions	9/19	11/22
Sacks	22-104	16-132
Touchdowns Scored	43	45
Red Zone Scores	(29-40)73%	(36-41)88%
Time of Possession	28:37	31:17

BOWIE STATE UNIVERSITY

Location.....Bowie, MD
 Founded.....1865
 Enrollment.....5,617
 Conference.....CIAA
 Nickname.....Bulldogs
 Colors.....Black & Gold
 Stadium.....Bulldogs Stadium
 Head Coach.....Damon Wilson
 Record at Bowie State.....21-20 (5 seasons)
 Career Record.....21-20 (5 seasons)
 Offensive Coordinator.....Moses Ware
 Defensive Coordinator.....Antone' Sewell
 SID.....Greg Goings
 SID office Phone/Fax.....301-860-357/3585
 SID Email.....ggoings@bowiestate.edu
 Athletic Website.....www.bsubulldogs.com

2013 Results (5-5)

St. Anselm	W	42-28
Johnson C. Smith	L	58-41
Concord	W	16-10
St. Augustine's	L	29-7
Winston-Salem State	L	56-21
Chowan	L	31-21
Virginia State	LO	47-44
Virginia Union	W	34-7
Lincoln (PA)	W	76-19
Elizabeth City State W		30-21

2014 Schedule

9-6	St. Anselm
9-13	Morgan State
9-20	Concord
9-27	Livingstone
10-4	Johnson C. Smith
10-11	Chowan
10-18	Virginia State
10-25	Virginia Union
11-1	Lincoln (PA)
11-8	Elizabeth City State

2013 Team Stats

Bowie State	73	101	63	78	17 (OT)	332
Opponents	64	76	47	99	20 (OT)	306

Team Statistics

	BSU	OPP
First Downs	200	198
Rushing	117	77
Average Per Rush	4.3	3.8
Comp-Att-Int	144-269-12	190-347-17
Average Per Game	179.0	239.9
Passing Yards	1790	2399
Total Offense	3710	3761
Yards/Play	5.2	5.3
Fumbles-Lost	21-12	24-14
Interception-Yds	17-75	12-159
Penalties-Yds	88-748	78-617
Kickoff Returns	41-837	47-1023
Punting	49-1896	39-1567
Field Goal Attempts	6-6	7-12
3rd-Down Conversions	47/134	59/149
4th-Down Conversions	15/25	15/25
Sacks	29-188	19-151
Touchdowns Scored	45	42
Red Zone Scores	(41-48)85%	(34-44)77%
Time of Possession	30:24	29:36

LINCOLN UNIVERSITY

Location.....Lincoln University, PA
 Founded.....1854
 Enrollment.....2,649
 Conference.....CIAA
 Nickname.....Lions
 Colors.....Orange & Blue
 Stadium.....LU Football Stadium
 Head Coach.....Ramon Flanigan
 Record at Lincoln (PA).....1-9 (1 season)
 Career Record.....1-9 (1 season)
 Offensive Coordinator.....Christopher Patterson
 Defensive Coordinator.....Herb Pickens
 SID.....Jason Pompey
 SID office Phone/Fax.....484-365-7384/8120
 SID Email.....jpompey@lincoln.edu
 Athletic Website.....www.lulions.com

2013 Results (1-9)

Cheyney (PA)	W	33-28
Sacred Heart	L	45-3
St. Francis	L	38-7
Livingstone	L	35-7
Johnson C. Smith	L	49-10
Virginia Union	L	28-21
Elizabeth City State L		56-14
Virginia State	L	34-14
Bowie State	L	76-19
Chowan	L	77-14

2014 Schedule

9-4	Cheyney (PA)
9-13	North Carolina Wesleyan
9-20	Montclair State
9-27	Shaw
10-4	Fayetteville State
10-11	Virginia Union
10-18	Elizabeth City State
10-25	Virginia State
11-1	Bowie State
11-8	Chowan

2013 Team Stats

Lincoln (PA)	48	47	19	28	0 (OT)	142
Opponents	108	140	133	85	0 (OT)	466

Team Statistics

	LUPA	OPP
First Downs	147	238
Rushing	45	142
Average Per Rush	1.9	5.6
Comp-Att-Int	159-330-16	127-213-3
Average Per Game	201.7	181.3
Passing Yards	2017	1813
Total Offense	2602	4628
Yards/Play	4.1	6.5
Fumbles-Lost	21-13	19-7
Interception-Yds	3-84	16-118
Penalties-Yds	77-604	94-965
Kickoff Returns	58-1011	30-702
Punting	9-130	32-616
Field Goal Attempts	4-7	4-9
3rd-Down Conversions	51/152	64/128
4th-Down Conversions	3/20	10/17
Sacks	16-130	30-204
Touchdowns Scored	19	65
Red Zone Scores	(17-24) 71%	(46-55) 84%
Time of Possession	28:35	31:24

CHOWAN UNIVERSITY

Location.....Murfreesboro, NC
 Founded.....1848
 Enrollment.....1,300
 Conference.....CIAA
 Nickname.....Hawks
 Colors.....Blue & White
 Stadium.....Garrison Stadium
 Head Coach.....Tim Place
 Record at Chowan.....14-36 (5 seasons)
 Career Record.....25-47 (7 seasons)
 Offensive Coordinator.....Mark Hall
 Defensive Coordinator.....Brian Matesic
 SID.....Meredith Long
 SID office Phone/Fax.....252-398-6468/1390
 SID Email.....longm@chowan.edu
 Athletic Website.....www.gocuhawks.com

2013 Results (4-6)

Livingstone	L	47-7	9-6	Fayetteville State
Alderson-Broaddus	W	60-39	9-13	Alderson-Broaddus
Sacred Heart	L	78-35	9-20	North Carolina A & T
Shaw	W	29-23	9-27	St. Augustine's
Fayetteville State	L	35-29	10-4	Winston-Salem State
Bowie State	W	31-21	10-11	Bowie State
Virginia Union	L	24-14	10-18	Virginia Union
Elizabeth City State	L	37-31	10-25	Elizabeth City State
Virginia State	L	28-0	11-1	Virginia State

2014 Schedule

2013 Team Stats

Chowan	41	73	119	73	7(OT)	313
Opponents	100	69	101	57	19 (OT)	346

Team Statistics

Team Statistics	CU	OPP
First Downs	203	240
Rushing	64	99
Average Per Rush	3.8	4.1
Comp-Att-Int	209-358-16	202-343-18
Average Per Game	274.7	259.8
Passing Yards	2747	2598
Total Offense	3994	4317
Yards/Play	5.8	5.6
Fumbles-Lost	23-15	24-13
Interception-Yds	18-241	16-239
Penalties-Yds	84-736	92-938
Kickoff Returns	50-910	51-1088
Punting	9-130	32-616
Field Goal Attempts	2-3	5-10
3rd-Down Conversions	49/137	64/153
4th-Down Conversions	8/25	6/15
Sacks	19-110	34-218
Touchdowns Scored	44	47
Red Zone Scores	(31-40) 77%	(28-39) 72%
Time of Possession	27:51	33:39

VIRGINIA UNION UNIVERSITY

Location.....Richmond, VA
 Founded.....1865
 Enrollment.....1,700
 Conference.....CIAA
 Nickname.....Panthers
 Colors.....Maroon & Steel
 Stadium.....Hovey Field
 Head Coach.....Mark James
 Record at Virginia Union.....0-0 (1st season)
 Career Record.....0-0 (1st season)
 Offensive Coordinator.....Toriano Morgan
 Defensive Coordinator.....Mike Fanoga
 SID.....Jim Junot
 SID office Phone/Fax.....804-342-1493/1485
 SID Email.....jjunot@vuu.edu
 Athletic Website.....www.vuusports.com

2013 Results (3-7)

Bethune-Cookman	L	66-7	9-6	Siena Heights
Shaw	L	33-21	9-13	Univ. of Charleston
Fayetteville State	L	21-7	9-20	Fayetteville State
Winston-Salem State	L	55-15	9-27	Johnson C. Smith
Livingstone	W	32-25	10-4	Shaw
Lincoln (PA)	W	28-21	10-11	Lincoln (PA)
Chowan	W	24-14	10-18	Chowan
Bowie State	L	34-7	10-25	Bowie State
Elizabeth City State	L	28-21	11-1	Elizabeth City State
Virginia State	L	46-3	11-8	Virginia State

2014 Schedule

2013 Team Stats

Virginia Union	37	63	28	37	0 (OT)	165
Opponents	91	104	96	52	0 (OT)	343

Team Statistics

Team Statistics	VUU	OPP
First Downs	158	181
Rushing	91	82
Average Per Rush	3.9	4.1
Comp-Att-Int	108-209-21	132-269-4
Average Per Game	164.0	154.8
Passing Yards	998	1872
Total Offense	2638	3420
Yards/Play	4.2	5.3
Fumbles-Lost	21-15	14-7
Interception-Yds	4-14	21-286
Penalties-Yds	80-805	93-834
Kickoff Returns	46-969	24-495
Punting	40-1503	45-1695
Field Goal Attempts	3-4	4-8
3rd-Down Conversions	39/127	59/136
4th-Down Conversions	14/31	12/20
Sacks	17-99	14-103
Touchdowns Scored	22	48
Red Zone Scores	(21-24)88%	(34-45)76%
Time of Possession	32:20	27:30

TROJAN FOOTBALL

THE TRUE ORANGE AND BLUE

STAY CONNECTED WITH VIRGINIA STATE TROJAN FOOTBALL



@VSUATHLETICS



@VSUSPORTS



@VSUATHLETICS

VIRGINIA STATE TROJAN ATHLETICS WEBSITE: GOVSUTROJANS.COM



SEPT. 7, 2013 // VIRGINIA STATE 29 - FAYETTEVILLE STATE 28, FAYETTEVILLE, NC // W 29-28 //

Trojans opened their 2013 season with a come from behind victory on the road against Fayetteville State Broncos. After two lost fumbles, one interception and three missed field goal attempts, Virginia State entered the half down 21-8. The Trojans, led by Quarterback Justin Thorpe, would rally back on an 11-play, 74-yard drive resulting in a 17-yard scoring run with 2:05 left in the third by senior running back Jordan Anderson. Anderson then scored on an eight-yard run, which cut the deficit to 28-20 at the end of three quarters. Anderson finished the game with 182 yards rushing on 29 carries, the most rushing yards for a Trojan in more than two seasons, Thorpe completed 20 of 28 passes for 190 yards in the contest. The late game heroics in this contest belong to senior Devonte Hunt who booted the game-winning 30-yard field as time expired.

RUSHING (ATT-YARDS-TD)

Virginia State— ANDERSON 29-182; BRITT 14-31; THORPE 13-4

Fayetteville State- JENKINS 12-26; MONTGOMERY 3-22; BAILEY 3-18; ADAMS 1-14; ALSTON 2-1; MAYO 1-minus 15.

PASSING (COMP-ATT-TD-YARDS)

Virginia State— THORPE 20-28-0-190

Fayetteville State- JENKINS 13-25-1-219

RECEIVING (REC-YARDS-TD)

Virginia State- BROOKS 6-39; HOLLOMAN 4-46; GIBBONS-HALL 3-28; ANDERSON 3-12; SMALLWOOD 2-28; BRITT 1-27; STUBBLEFIELD 1-10

Fayetteville State- WILLIAMS 4-121; GATLIN 3-35; ALLEN 1-35; MONTGOMERY 1-15; ALSTON 1-11; WHITE 1-4; LORRICK 1-3; BAILEY 1-minus 5.

TACKLES (UA-A)

Virginia State— FEGGINS 8-0; LOISEAU 3-0; JONES 3-0; ROBINSON 3-0; THOMAS 3-0; BELLAMY 3-0; EDWARDS 2-0; DAYE 2-0; RAWLS 2-0; PIGGOTT 2-0; LEWIS 1-1; JACKSON 1-0; BRYON 1-0; BRADLEY 1-0; EGGLESTON 0-1; JONES 0-1

Fayetteville State- JOHNSON 13-2; TATE 7-4; GATHERS 8-2; PERRY 7-3; PERSON 8-0; MASH 3-2; BROWN 4-0; ORTEGA 3-1; McLEAN 3-0; BAILEY 3-0; SCALES 2-1; BARLOW 2-0; BELL 2-0; ALSTON 2-0; MARSHALL 2-0; DIGGS 1-1; GREEN 1-1; RASCOE 1-0; WHITLEY 1-0; ALFONSO 1-0; LOWDER 1-0; BROWN 1-0; THORBE-1

SCORING SUMMARY

Fayetteville State	14	7	7	0	-	28
Virginia State	0	8	12	9	-	29

Team Statistics

	VSU	FSU
First Downs	29	10
Rush Attempts/Net Rushing yards	56-217	22-66
Passing C/A/I	20-28-0	13-25-1
Net passing yards	190	219
Offensive Plays	84	47
Total Offense	407	285
Fumbles/Lost	2-2	0-0
Penalties/Yards	4-109	18-189
Punts/Average	3/45.0	3/44.7
Third-Down Conversions	9 of 17	4 of 12
Time of Possession	40:27	17:29

GAME RECAP- GAME 2 ■ ■



SEPT. 14, 2013 // VIRGINIA STATE 14 - BENEDICT COLLEGE 30 // L 14-30 //

In Week 2, the Trojans headed to New Jersey's at Giants Stadium to take on the Benedict College Tigers. Virginia State had a rough time settling into an offensive rhythm in the 30-14 week 2 loss. The Trojan offense only produced one offensive touchdown early in the second quarter. Quarterback Justin Thorpe's 6 yard pass to running back Jordan Anderson put the Trojans up 7-3. The other score came shortly after on an 86 yard kickoff return by senior Sean Smith putting the Trojans up 14-10 at the half. The Trojans went on to finish the game with 135 yards of total offense, while the defense allowed 376 yards of total offense.

RUSHING (ATT-YARDS-TD)

Virginia State— THORPE 10-59; BRITT 5-13; HOLLOMAN 1-minus 1; ANDERSON 6-minus 2; HUNT 1-minus 7

Benedict— WRIGHT 9-74; GRAHAM 15-51; HURLEY 18-38; BROWN 1-2

PASSING (COMP-ATT-TD-YARDS)

Virginia State— THORPE 12-23-1-73; HUNT 0-0-0-0

Benedict— GRAHAM 19-27-1-211

RECEIVING (REC-YARDS-TD)

Virginia State— HOLLOMAN 4-17; SMALLWOOD 3-33; ANDERSON 2-4; BROOKS 1-8; BRITT 1-8; STUBBLEFIELD 1-3

Benedict— BROWN 8-90; SAMUELS 5-53; HAMILTON 3-58; PETERSON 1-5; GRIFFIN 1-4; BUTLER 1-1

TACKLES (UA-A)

Virginia State—ROBINSON 7-1; FEGGINS 7-0; EDWARDS 6-0; FRAZIER 5-1; RAWLS 3-2; JONES 4-0; LOISEAU 4-0; PROSISE 3-1; THOMAS 3-1; FAISON 3-0; THOMAS 2-1; PETTIFORD 1-1; SMITH 1-1; PIGGOTT 1-0; LEWIS 1-0; JONES 1-0; BRADLEY 1-0; ARRINGTON 1-0

Benedict— PORCHA 5-1; HALL 5-0; MAPU 4-0; STALEY 2-1; PARKS 2-1; EPPS 1-2; POWELL 1-1; HARVEY 1-1; PEGUES 1-1; HUDSON 1-0; HERNADAZ 1-0; NELSON 1-0; 49 1-0; 79 1-0; MCCULLON 1-0; 52 1-0; BLAKNEY 1-0; 28 1-0; WARD 1-0; GAINER 1-0; BEECH 1-0

SCORING SUMMARY

Benedict	0	10	7	13	-	30
Virginia State	0	14	0	0	-	14

Team Statistics

	VSU	BC
First Downs	7	20
Rush Attempts/Net Rushing yards	23-62	43-165
Passing C/A/I	12-23-1	19-27-1
Net passing yards	73	211
Offensive Plays	46	70
Total Offense	135	376
Fumbles/Lost	0-0	1-1
Penalties/Yards	44-57	6-40
Punts/Average	8/31.5	4/36.8
Third-Down Conversions	3 of 12	5 of 13
Time of Possession	23:15	36:45

GAME RECAP - GAME 3



SEPT. 21, 2013 // VIRGINIA STATE 41 - KENTUCKY STATE 0 ETRICK, VA // W 41-0 //

In week 3 the Trojans hosted the 1st annual Diamond Invitational Classic/Military Appreciation game. The Trojans took the field for their season home opener against Kentucky State University, recording a 41-0 shutout victory. Virginia State was led by quarterback Justin Thorpe, who built a 20-0 lead in the first half of the game. Virginia State scored the most points in a quarter in more than two seasons; Thorpe rushed for two touchdowns for 28 yards and tossed a 33-yard scoring pass to Gene Holloman in the opening quarter of play. The Trojan defense, limited Kentucky State to just 151 yards offense and forced three turnovers. Kentucky State managed only 32 yards on 27 carries. The Thorobreds came into the contest averaging 40.0 points per game.

RUSHING (ATT-YARDS-TD)

Virginia State— ANDERSON 13-121; THORPE 11-99; BRITT 8-30; CLARK 2-4; AYRES 2-0

Kentucky State- LOCKETT 10-23; WILLIAMS 10-14; SIMMONS 1-6; GREEN 2-5; CHURCHILL 1-4; ROBONSON 1-minus 2; SPRINGS 1-minus 5; LEE 1-minus 13

PASSING (COMP-ATT-TD-YARDS)

Virginia State— THORPE 12-22-0-133; AYRES 0-1-0-0

Kentucky State- ROBINSON 19-38-1-119; SPRINGS 0-5-0-0

RECEIVING (REC-YARDS-TD)

Virginia State- SMALLWOOD 5-68; HOLLOWAN 4-46; ANDERSON 2-1; STUBBLEFIELD 1-18

Kentucky State- WOODMORE 5-27; CHURCHILL 4-33; WILLIAMS 3-23; HAPPY 3-19; TAPPER 3-11; LEACH 1-6

TACKLES (UA-A)

Virginia State— ROBINSON 8-1; LEWIS 5-3; FRAZIER 5-2; RAWLS 4-3; THOMAS 4-0; SMITH 4-0; LOISEAU 3-1; SIMMONS I 2-2; EDWARDS 2-2; THOMAS 3-0; JONES 3-0; PETTIFORD 2-1; PIGGOTT 1-2; DAYE 1-1; PROSISE 1-1; BOLT 1-1; SMITH 0-2; FAISON 1-0; IRBY 1-0; EGGLESTON 1-0; JACKSON 1-0; BRYON 1-0; BRITT 1-0; JONES 1-0

Kentucky State- GRAHAM 7-0; SIMON 5-2; SPENCER 5-0; DUNAWAY 5-0; TOWNSEND 2-3; LEWIS 4-0; PERSLEY 2-2; HORTON 3-0; JONES 2-1; RAWLS 2-1; PUGH 2-1; ROGERS 2-0; GILBERT 2-0; HARRIS 1-0; LAGRANGE 1-0; JOHNSON 1-0; DAVIS 1-0; Team 1-0; FORD 0-1

SCORING SUMMARY

Kentucky State	0	0	0	0	-	0
Virginia State	20	0	14	7	-	41

Team Statistics

	VSU	KSU
First Downs	15	11
Rush Attempts/Net Rushing yards	36-254	27-32
Passing C/A/I	12-23-0	19-43-1
Net passing yards	119	133
Offensive Plays	70	59
Total Offense	151	387
Fumbles/Lost	0-0	3-2
Penalties/Yards	14-133	9-86
Punts/Average	7/26.1	10/33.9
Third-Down Conversions	6 of 15	5 of 20
Time of Possession	27:48	31:16



SEPT. 28, 2013 // VIRGINIA STATE 19 - JOHNSON C. SMITH 17, ETTRICK, VA // W 19-17 //

The Trojans edged by the Golden Bulls of Johnson C. Smith University (19-17) with 41 seconds left in regulation. Defense was the story of this game as the Trojans forced a total of 4 fumbles. Shaquil Edwards recorded a game high 9 tackles, followed by teammate Andre Rawls, who recorded 7. With 5:14 left in the fourth quarter, the Golden Bulls grabbed the lead 17-13. With just a little over four minutes 11 plays, 81 yards later a 6 yard pass from Justin Thorpe to Will Stubblefield sealed the victory.

RUSHING (ATT-YARDS-TD)

Virginia State— ANDERSON 25-96; THORPE 12-76; BRITT 5-22

Johnson C. Smith- BARNEY 15-49; WALLACE 10-minus 17

PASSING (COMP-ATT-TD-YARDS)

Virginia State— THORPE 10-21-1-84

Johnson C. Smith- WALLACE 28-48-1-322

RECEIVING (REC-YARDS-TD)

Virginia State- HOLLOMAN 4-52; SMALLWOOD 3-27; STUBBLEFIELD 1-6; PETTIS 1-0; ANDERSON 1-minus 1

Johnson C. Smith- PATTERSON 8-131; CAPERS 7-52; SCOTT 5-77; HUTCHISON 3-45; BARNEY, 3-14; DRYE 1-3; JONES 1-0

TACKLES (UA-A)

Virginia State—EDWARDS 9-0; RAWLS 7-0; PIGGOTT 6-0; LOISEAU 5-0; JONES 5-0; THOMAS 3-2; LEWIS 3-1; FRAZIER 3-1; FEGGINS 3-0; ROBINSON, 3-0; PROSISE 1-2; FAISON 2-0; EGGLESTON 2-0; SKINNER 1-0; THOMAS 1-0; BURKE 1-0; BRADLE 1-0

Johnson C. Smith- MINTO 7-0; MILLER 6-1; GIBBS 6-0; STEELE 5-0; RANDOLPH 4-0; PAGE 3-0; CHARLES 3-0; SMITH 3-0; WALLACE 2-1; LOTT, J.P. 2-0; ROBINSON 2-0; JONES 2-0; CONNOR 2-0; MILES 1-1; BRADLEY 1-0; DARNELL 1-0; WILLIAMS 1-0; CARNEY 1-0; WALLACE 1-0; HARTLEY 1-0

SCORING SUMMARY

Johnson C. Smith	3	0	7	7	-	17
Virginia State	0	7	6	6	-	19

Team Statistics

	VSU	JCSU
First Downs	18	22
Rush Attempts/Net Rushing yards	42-194	25-32
Passing C/A/I	10-21-1	28-48-1
Net passing yards	84	322
Offensive Plays	63	73
Total Offense	278	354
Fumbles/Lost	0-0	4-1
Penalties/Yards	5-56	11-217
Punts/Average	6/36.2	4/34.5
Third-Down Conversions	4 of 13	7 of 15
Time of Possession	29:25	30:35



OCT. 05, 2013 // VIRGINIA STATE 14 - SHAW 10, DURHAM, NC // W 14-10//

In week 5 The Trojans traveled to Durham, NC to take on the Bears of Shaw University. The Trojan defense held the Bears to 126 yards in total offense as they cruised to victory 14-10. The offense was led by Quarterback Justin Thorpe who went 27-34 with 211 yards passing and 2 touchdowns. He also rushed for 71 yards. Junior Jaiwon Smallwood hauled in a 32 yard pass from Justin Thorpe to score the games only passing touchdown.

RUSHING (ATT-YARDS-TD)

Virginia State— THORPE 13-65; BRITT 7-44; ANDERSON 18-41; BROOKS 1-2

Shaw- GRIZZLE 19-94; ODOM 6-24; FOLSTON 1-7; ALFORD 2-5

PASSING (COMP-ATT-TD-YARDS)

Virginia State— THORPE 27-34-1-211

Shaw- ODOM 12-23-0-96; FOLSTON, T. 0-1-0-0

RECEIVING (REC-YARDS-TD)

Virginia State- HOLLOMAN 10-36; SMALLWOOD 4-69; STUBBLEFIELD 3-24; ANDERSON 3-24; BROOKS 3-22; BRITT 3-20; GIBBONS-HALL 1-16

Shaw- POLITE 2-26; JORDAN 2-18; WAGNER 2-14; GRIZZLE, M. 2-10; BROWN 2-5; MCDONALD 1-12; KITCHENS 1-11

TACKLES (UA-A)

Virginia State—ROBINSON 5-0; BELLAMY 5-0; PROSISE 4-0; FEGGINS 3-0; LEWIS 3-0; THOMAS 2-0; SMITH 2-0; BRADLEY 2-0; FAISON 2-0; PETTIFORD 2-0; PIGGOTT 2-0; BOLT 1-0; RAWLS 1-0; FRAZIER 1-0; EDWARDS 1-0; LOISEAU 1-0; THOMAS 1-0; SENN 1-0; BRITT 1-0

Shaw- TILLMAN 14-0; ELLERBE 7-0; MOFFETT 7-0; LOMON 7-0; STRANGE 6-0; EVANS 6-0; HANNIBAL 4-0; HALL 3-0; WASHINGTON 2-0; JOYNER 1-1; FULLER 1-0; WILLIFORD 1-0; RICHARDSON 1-0; REED 1-0; SMALLWOOD 1-0; EVANS 1-0; HERRING 0-1

SCORING SUMMARY

Shaw	0	0	10	0	-	10
Virginia State	7	7	0	0	-	14

Team Statistics

	VSU	SU
First Downs	21	13
Rush Attempts/Net Rushing yards	39-152	28-130
Passing C/A/I	27-34-1	12-24-0
Net passing yards	211	96
Offensive Plays	73	52
Total Offense	363	226
Fumbles/Lost	1-1	1-1
Penalties/Yards	11-108	7-88
Punts/Average	5/35.0	8/36.5
Third-Down Conversions	7 of 16	2 of 11
Time of Possession	33:14	26:46



OCT. 12, 2013 // VIRGINIA STATE 51 - ELIZABETH CITY STATE 28, ELIZABETH CITY, NC // W 51-28 //

In week 6, the Trojans returned to North Carolina to take on Elizabeth City State University. Running back Jordan Anderson led the Trojan rushing with attack, 223 yards on 34 attempts and 5 touchdowns en route to a 51-28 Trojan victory over the Vikings. In the first quarter the Trojan offense scored 20 unanswered points including a 91 yard touchdown by Jordan Anderson, who completed the game with 5 total touchdowns. The Trojan defense came away with 3 interceptions as well..

RUSHING (ATT-YARDS-TD)

Virginia State— THORPE 13-65; BRITT 7-44; ANDERSON 18-41; BROOKS 1-2

Shaw- GRIZZLE 19-94; ODOM 6-24; FOLSTON 1-7; ALFORD 2-5

PASSING (COMP-ATT-TD-YARDS)

Virginia State— THORPE 27-34-1-211

Shaw- ODOM 12-23-0-96; FOLSTON,T. 0-1-0-0

RECEIVING (REC-YARDS-TD)

Virginia State- HOLLOMAN 10-36; SMALLWOOD 4-69; STUBBLEFIELD 3-24; ANDERSON 3-24; BROOKS 3-22; BRITT 3-20; GIBBONS-HALL 1-16

Shaw- POLITE 2-26; JORDAN 2-18; WAGNER 2-14; GRIZZLE,M. 2-10; BROWN 2-5; MCDONALD 1-12; KITCHENS 1-11

TACKLES (UA-A)

Virginia State—ROBINSON 5-0; BELLAMY 5-0; PROSISE 4-0; FEGGINS 3-0; LEWIS 3-0; THOMAS 2-0; SMITH 2-0; BRADLEY 2-0; FAISON 2-0; PETTIFORD 2-0; PIGGOTT 2-0; BOLT 1-0; RAWLS 1-0; FRAZIER 1-0; EDWARDS 1-0; LOISEAU 1-0; THOMAS 1-0; SENN 1-0; BRITT 1-0

Shaw- TILLMAN 14-0; ELLERBE 7-0; MOFFETT 7-0; LOMON 7-0; STRANGE 6-0; EVANS 6-0; HANNIBAL 4-0; HALL 3-0; WASHINGTON 2-0; JOYNER 1-1; FULLER 1-0; WILLIFORD 1-0; RICHARDSON 1-0; REED 1-0; SMALLWOOD 1-0; EVANS 1-0; HERRING 0-1

SCORING SUMMARY

Shaw	0	0	10	0	-	10
Virginia State	7	7	0	0	-	14

Team Statistics

	VSU	SU
First Downs	21	13
Rush Attempts/Net Rushing yards	39-152	28-130
Passing C/A/I	27-34-1	12-24-0
Net passing yards	211	96
Offensive Plays	73	52
Total Offense	363	226
Fumbles/Lost	1-1	1-1
Penalties/Yards	11-108	7-88
Punts/Average	5/35.0	8/36.5
Third-Down Conversions	7 of 16	2 of 11
Time of Possession	33:14	26:46



HOMECOMING // OCT. 19, 2013 // VIRGINIA STATE 47 - BOWIE STATE 44, DURHAM, NC // OTW 47-44 //

In a triple overtime Homecoming thriller, the Bulldogs of Bowie State University fell to the Trojans 47-44. The Trojans and Bulldogs ended regulation 27-27 as kicker Devonte Hunt booted a 37 yard field goal as time expired. Quarterback Justin Thorpe passed for 259 yards on 20 completions and rushed for another 214 yards on 28 attempts. Junior Jaivon Smallwood hauled in 8 catches for 131 yards and a touchdown in the victory. The play of the game came in the third period of OT, when quarterback Justin Thorpe rifled a 24 yard TD pass to senior wide receiver Gene Holloman, which lifted the Trojans to victory.

RUSHING (ATT-YARDS-TD)

Virginia State— THORPE 28-182; ANDERSON 20-59; BRITT 1-11

Bowie State- BROWN 32-175; JEFFERSON 4-29; QUARRIE 2-21; JOHNSTON 6-minus 20

PASSING (COMP-ATT-TD-YARDS)

Virginia State— THORPE 20-33-1-259

Bowie State- JOHNSTON 12-24-1-131

RECEIVING (REC-YARDS-TD)

Virginia State- SMALLWOOD 8-131; HOLLOWAN 5-56; BROOKS 4-51; ANDERSON 2-16; BRITT 1-5

Bowie State- LEE 4-55; CROPPER 2-30; BROWN 2-17; CHAPPELL 2-11; SMITH 1-13; JEFFERSON 1-5

TACKLES (UA-A)

Virginia State—LEWIS 4-6; RAWLS 5-4; THOMAS 6-1; FRAZIER 6-0; PIGGOTT 6-0; ROBINSON 4-2; FEGGINS 4-2; EDWARDS 5-0; PROSISE 4-1; SMITH 3-0; LOISEAU 1-2; THOMAS 2-0; BELLAMY 1-1; FAISON 1-1; BOLT 1-0; BRYON 1-0; BROOKS 1-0; BRITT 1-0

Bowie State- TOWNSEND 6-5; YOUNG 8-2; McDANIEL 6-1; PUMPHREY 6-0; WHITE 4-2; PRICE 4-0; MURRAY 3-1; ANDERSON 3-0; PRINCE 3-0; HARRIS 3-0; GARY, Jr 3-0; UWANDI 2-0; POWELL 2-0; CLAIR 2-0; WILLIAMS 2-0; KEES 1-1; SMITH 1-0; QUEEN 1-0; ROBERTS 1-0; WALTERS 1-0; WALKER 0-1; JEFFERSON 0-1

SCORING SUMMARY

Bowie State	0	13	7	7	7	7	3	-	44
Virginia State	3	7	0	17	7	7	6	-	47

Team Statistics

	VSU	BSU
First Downs	29	20
Rush Attempts/Net Rushing yards	50-251	44-205
Passing C/A/I	20-33-1	12-24-1
Net passing yards	259	131
Offensive Plays	83	68
Total Offense	510	336
Fumbles/Lost	1-1	2-0
Penalties/Yards	4-43	5-52
Punts/Average	3/42.0	4/43.5
Third-Down Conversions	9 of 16	3 of 13
Time of Possession	31:33	28:17



OCT. 26, 2013 // VIRGINIA STATE 34 - LINCOLN PA 14, LINCOLN UNIV., PA // W 34-14 //

The Trojans ended October with a 34-14 victory against Lincoln. Running Back Jordan Anderson led the rushing attack with 157 of the Trojans 212 yards on the ground. Wide Receiver Gene Holloman and Jaivon Smallwood combined for 138 receiving yards. Ronald Lewis had an unexpected recovery to run in a 71 yard touchdown. The Trojan defense came up big sacking Lincoln Quarterback Doug Cook 4 times.

RUSHING (ATT-YARDS-TD)

Virginia State– ANDERSON 25-150; BRITT 5-16; CLARK 4-11; AYRES 8-6; THORPE 1-1

Lincoln (PA)- GILLIAM 8-22; TAGGART 7-13; NGUZI 1-0; COOK 13-minus 20

PASSING (COMP-ATT-TS-YARDS)

Virginia State– AYRES 8-15-0-143; THORPE 2-5-0-32

Lincoln (PA)- COOK 28-47-0-294

RECEIVING (REC-YARDS-TD)

Virginia State- HOLLOMAN 5-61; SMALLWOOD 2-77; STUBBLEFIELD 2-19; BROOKS 1-18

Lincoln (PA)- JORDAN 12-95; GREEN 6-84; FAULCON 5-70; MORRIS 4-40; HARMON 1-5

TACKLES (UA-A)

Virginia State–LEWIS 6-1; RAWLS 6-1; ROBINSON 5-2; SMITH 6-0; BRYON 6-0; FEGGINS 3-3; PIGGOTT 4-1; FAISON 4-0; EDWARDS 2-1; JACKSON 2-0; LOISEAU 2-0; PROSISE 2-0; BRADLEY 2-0; JONES 2-0; THOMAS 1-1; FRAZIER 1-0; BOLT1-0; Team 1-0; BELLAMY 1-0; THOMAS 0-1

Lincoln (PA)- LAMPKIN 8-1; DOUGLAS 7-0; MARZETT 6-0; ROBINSON 5-0; LOUIS 3-2; ADAMS 4-0; GREEN 3-0; CROOMS 3-0; MITCHELL 2-1; HARMON 2-0; ELLIS 2-0; HARRIS 1-1; GHEBREHIWET 1-1; BONE 1-0; MCRARY 1-0; MILLER 0-1

SCORING SUMMARY

Lincoln (PA)	0	6	0	8	-	14
Virginia State	7	7	13	7	-	34

Team Statistics

Team Statistics	VSU	LUPA
First Downs	19	20
Rush Attempts/Net Rushing yards	43-184	29-15
Passing C/A/I	10-20-0	28-47-0
Net passing yards	175	294
Offensive Plays	63	76
Total Offense	359	309
Fumbles/Lost	0-0	1-1
Penalties/Yards	4-55	6-50
Punts/Average	5/31.4	4/44.5
Third-Down Conversions	5 of 13	9 of 18
Time of Possession	28:43	31:17



NOV. 2, 2013 // VIRGINIA STATE 28 - CHOWAN 0, MURFREESBORO, NC // W 28-0 //

The Trojans defense pitched its second shutout of the season, defeating Chowan University 28-0 in week 9. The Trojans 313 rushing yards proved to be too much for the Hawks. Running back Jordan Anderson and Lamont Britt both went over 100 yards in the game. Anderson finished the game with 178 rushing yards on 23 carries, which including a 73 yard touchdown run. The Trojan defense was led by Ka'Von Bellamy with six solo tackles and four forced fumbles in the contest.

RUSHING (ATT-YARDS-TD)

Virginia State— ANDERSON 23-160; BRITT 15-102; AYRES 5-27; WILSON 1-3; PADEN 1-1; STUBBLEFIELD 1-0; SMITH 1-minus 3

Chowan- MARTIN 14-66; CLANTON 3-11; WILLIAMS 2-7; SIMPSON 12-3

PASSING (COMP-ATT-TD-YARDS)

Virginia State— AYRES 9-15-0-56; STUBBLEFIELD 0-1-0-0

Chowan- SIMPSON 26-44-1-276

RECEIVING (REC-YARDS-TD)

Virginia State- HOLLOMAN 6-42; STUBBLEFIELD 1-8; SMALLWOOD 1-4; ANDERSON 1-2

Chowan- HOLLAND 14-123; WILLIAMS 4-43; ELLIS 3-20; RANDALL 2-64; NOLAN 1-12; CLANTON 1-8; GREEN 1-6

TACKLES (UA-A)

Virginia State— BELLAMY 6-2; FAISON 5-3; LOISEAU 5-2; PIGGOTT 5-2; FEGGINS 5-1; RAWLS 4-1; ROBINSON 4-1; LEWIS 3-1; BRYON 3-1; FRAZIER 3-1; SMITH 2-1; EDWARDS 2-1; BRADLEY 1-1; THOMAS 1-1; PROSISE 1-0; WILSON 1-0; IRBY 0-1

Chowan- TURNER 5-2; DESAMME 3-2; MORRIS 4-0; PRESTON 4-0; AMPY 3-1; DIXON 3-1; BLAKE 1-3; ROYSTER 0-4; BATCHELOR 3-0; HICKMAN 3-0; STROZIER 2-1; DENNY 2-1; PRICE 2-0; PRINCE 1-1; BOZEMAN 1-0; SIMPSON 1-0; WILLIAMS 1-0; LEWTER 1-0; TEAM 1-0; HILLIARD 1-0; MILLER 1-0; MCGOUGAN 0-1; WILLIAMS 0-1

SCORING SUMMARY

Chowan	0	0	0	0	-	0
Virginia State	0	7	21	0	-	28

Team Statistics

	VSU	CU
First Downs	20	20
Rush Attempts/Net Rushing yards	47-290	31-87
Passing C/A/I	9-16-0	26-44-1
Net passing yards	56	276
Offensive Plays	63	75
Total Offense	346	363
Fumbles/Lost	1-0	4-1
Penalties/Yards	7-76	6-58
Punts/Average	5/31.4	2/59.0
Third-Down Conversions	5 of 12	5 of 16
Time of Possession	33:04	26:56



NOV. 9, 2013 // VIRGINIA STATE 46 - VIRGINIA UNION 3, ETRICK, VA // W 46-3 //

On Senior Day at Virginia State University, the Trojans defeated their I-95 rival, the Panthers of Virginia Union University 46-3. Quarterback Justin Thorpe finished the game 11 of 19, for 160 yards and 3 touchdowns. Wide receiver Jaivon Smallwood finished the game with 5 receptions for 74 yards and 2 touchdowns. Running back Jordan Anderson entered the game just shy of breaking the Trojan single season rushing record. Which he captured with 121 yards rushing with 2 touchdowns. The Trojan defense up recorded a 29 yard interception by cornerback Dontrell Jones for a touchdown. The Trojans ended the season 9-1 overall, 7-0 conference. They were crowned the CIAA Northern Division Champions.

RUSHING (ATT-YARDS-TD)

Virginia State-ANDERSON 21-121; AYRES 6-52; CLARK 4-11; THORPE 5-10; BRITT 3-7; WILSON 2-5

Virginia Union- ROBINSON 9-30; GRAHAM 8-15; KELLY 5-11; WHITFIELD 1-5; MALONE 12-4

PASSING (COMP-ATT-TD-YARDS)

Virginia State- THORPE 11-19-0-160; AYRES 4-6-0-70

Virginia Union- GRAHAM 15-26-1-129

RECEIVING (REC-YARDS-TD)

Virginia State- SMALLWOOD 5-74; ANDERSON 4-44; HOLLOMAN 3-62; BROOKS 2-32; BRITT 1-18

Virginia Union- WRIGHT 5-38; PARKER 5-38; HOLMES 3-23; POWELL 1-24; MILLER 1-6

TACKLES (UA-A)

Virginia State-FAISON 6-2; FEGGINS 6-1; BELLAMY 6-0; PIGGOTT 6-0; ROBINSON 4-0; BRADLEY 4-0; LEWIS 3-0; BRYON 3-0; PROSISE 2-1; JACKSON 2-1; SMITH 2-1; JONES 1-2; BROOKS 2-0; THOMAS 2-0; BOLT 2-0; PETTIFORD 1-1; EDWARDS 1-0; PADEN 1-0; RAWLS 1-0; EGGLESTON 1-0; SIMMONS 1-0; IRBY 0-1; JONES 0-1

Virginia Union- BAILEY 3-5; WALLACE 7-0; NEELEY 5-2; FENELON 6-0; ROANE 4-2; BYRD 5-0; BELLOT 4-0; ELSAYED 4-0; JACKSON 4-0; PERSON 2-2; DAVIS 2-2; AUSTIN 2-1; PURSCH 1-0; MALONE 1-0; SMITH 1-0; HUGGINS 1-0; JEAN-BAPTISTE 1-0; HAYES 1-0; ADUDU 0-1

SCORING SUMMARY

Virginia Union	3	0	0	0	-	3
Virginia State	8	21	17	0	-	46

Team Statistics

	VSU	VUU
First Downs	16	11
Rush Attempts/Net Rushing yards	42-203	35-65
Passing C/A/I	15-25-0	15-26-1
Net passing yards	230	129
Offensive Plays	67	61
Total Offense	433	194
Fumbles/Lost	0-0	4-4
Penalties/Yards	6-71	5-54
Punts/Average	7/32.6	5/43.0
Third-Down Conversions	9 of 17	2 of 12
Time of Possession	32:35	25:43

Virginia State Combined Team Statistics (as of Apr 23, 2014) All games

Date	Opponent	Score	Att.
Sep 07, 2012	at Fayetteville State	W 29-28	5371
Sep 14, 2013	vs Benedict College	L 14-30	25816
Sep 21, 2013	KSUFB	W 41-0	3678
* Sep 28, 2013	JOHNSON C. SMITH	W 19-17	4172
* Oct 05, 2013	at Shaw	W 14-10	2127
* Oct 12, 2013	at Elizabeth City State	W 51-28	1876
* Oct 19, 2013	BOWIE STATE	W 47-44	7493
* Oct 26, 2013	at Lincoln (PA)	W 34-14	2000
* Nov 02, 2013	at Chowan	W 28-0	1893

Rushing	gp	att	gain	loss	net	avg	td	lg	avg/g
ANDERSON, Jordan	9	193	1078	57	1021	5.3	18	91	113.4
THORPE, Justin	9	96	583	81	502	5.2	5	56	55.8
BRITT, Lamont	9	60	275	6	269	4.5	1	49	29.9
AYRES, Tarian	3	15	62	29	33	2.2	0	15	11.0
CLARK, Aaron	3	6	15	0	15	2.5	0	5	5.0
WILSON, Tyler	3	1	3	0	3	3.0	0	3	1.0
BROOKS, Markee	7	1	2	0	2	2.0	0	2	0.3
PADEN, Martel	1	1	1	0	1	1.0	0	1	1.0
STUBBLEFIELD, Wi	9	1	0	0	0	0.0	0	0	0.0
HOLLOMAN, Gene	9	1	0	1	-1	-1.0	0	0	-0.1
SMITH, Tyrell	3	1	0	3	-3	-3.0	0	0	-1.0
Team	5	5	0	5	-5	-1.0	0	0	-1.0
RANSOME, Ronnie	7	1	0	6	-6	-6.0	0	0	-0.9
HUNT, Shawn	1	1	0	7	-7	-7.0	0	0	-7.0
Total	9	383	2019	195	1824	4.8	24	91	202.7
Opponents	9	284	1245	361	884	3.1	7	90	98.2

Passing	gp	effic	comp-att-int	pct	yds	td	lg	avg/g
THORPE, Justin	9	121.18	116-188-5	61.7	1136	8	57	126.2
AYRES, Tarian	3	119.41	17-31-0	54.8	199	1	59	66.3
STUBBLEFIELD, Wi	9	0.00	0-1-0	0.0	0	0	0	0.0
HUNT, Shawn	1	0.00	0-0-0	0.0	0	0	0	0.0
Total	9	120.38	133-220-5	60.5	1335	9	59	148.3
Opponents	9	114.63	176-316-9	55.7	1960	12	62	217.8

Receiving	gp	no.	yds	avg	td	lg	avg/g
HOLLOMAN, Gene	9	45	384	8.5	2	35	42.7
ANDERSON, Jordan	9	16	78	4.9	1	20	8.7
SMALLWOOD, Javio	4	14	192	13.7	3	32	48.0
STUBBLEFIELD, Wi	9	12	114	9.5	1	23	12.7
BROOKS, Markee	7	12	101	8.4	0	18	14.4
SMALLWOOD, Javio	3	9	161	17.9	1	59	53.7
SMALLWOOD, Ronni	2	9	135	15.0	1	57	67.5
BRITT, Lamont	9	6	60	10.0	0	27	6.7
GIBBONS-HALL, Tr	7	5	59	11.8	0	16	8.4
BROOKS	1	4	51	12.8	0	23	51.0
PETTIS, Torey	6	1	0	0.0	0	0	0.0
Total	9	133	1335	10.0	9	59	148.3
Opponents	9	176	1960	11.1	12	62	217.8

Field Goals	fg	pct.	01-19	20-29	30-39	40-49	50-99	lg	blk
HUNT, Devonte	4-9	44.4	0-1	0-0	4-7	0-1	0-0	38	0

Scoring	td	fg	PAT				dpx	saf	pts
			kick	rush	rcv	pass			
ANDERSON, Jordan	19	-	-	-	-	-	-	114	
HUNT, Devonte	-	4-9	27-33	-	-	-	-	39	
THORPE, Justin	5	-	-	0-1	-	0-1	-	30	
SMALLWOOD, Javio	3	-	-	-	-	-	-	18	
SMITH, Sean	2	-	-	-	-	-	-	12	
PIGGOTT, Devonte	2	-	-	-	-	-	-	12	
HOLLOMAN, Gene	2	-	-	-	-	-	-	12	
STUBBLEFIELD, Wi	1	-	-	-	-	-	-	6	
SMALLWOOD, Ronni	1	-	-	-	-	-	-	6	
JACKSON, Zacchae	1	-	-	-	-	-	-	6	
LEWIS, Ronald	1	-	-	-	-	-	-	6	
SMALLWOOD, Javio	1	-	-	-	-	-	-	6	
BRITT, Lamont	1	-	-	-	-	-	-	6	
HUNT, Shawn	-	-	2-2	-	-	-	-	2	
Team	-	-	-	-	-	-	1	2	
LYZENGA, Korey	-	-	0-1	-	-	-	-	0	
Total	39	4-9	29-36	0-1	-	0-1	-	277	
Opponents	22	6-9	19-19	0-2	1	1-1	-	171	

Score by Quarters	1st	2nd	3rd	4th	OT	Total
Virginia State	57	64	76	60	20	277
Opponents	17	50	38	49	17	171

Record:	Overall	Home	Away	Neutral
All games	8-1	3-0	5-0	0-1
Conference	6-0	2-0	4-0	0-0
Non-Conference	2-1	1-0	1-0	0-1

Team Statistics	VSU	OPP
FIRST DOWNS	179	159
Rushing	88	53
Passing	73	88
Penalty	18	18
RUSHING YARDAGE	1824	884
Rushing Attempts	383	284
Average Per Rush	4.8	3.1
Average Per Game	202.7	98.2
TDs Rushing	24	7
PASSING YARDAGE	1335	1960
Comp-Att-Int	133-220-5	176-316-9
Average Per Pass	6.1	6.2
Average Per Catch	10.0	11.1
Average Per Game	148.3	217.8
TDs Passing	9	12
TOTAL OFFENSE	3159	2844
Average Per Play	5.2	4.7
Average Per Game	351.0	316.0
KICK RETURNS: #-Yards	26-515	40-643
PUNT RETURNS: #-Yards	11-102	18-140
INT RETURNS: #-Yards	9-117	5-31
FUMBLES-LOST	7-5	18-7
PENALTIES-Yards	59-703	81-863
PUNTS-AVG	45-34.5	43-38.0
TIME OF POSSESSION/Game	32:55	28:25
3RD-DOWN Conversions	53/127	46/130
4TH-DOWN Conversions	13/18	10/25

Interceptions	no.	yds	avg	td	lg
SMITH, Sean	3	39	13.0	1	39
THOMAS, Darion	2	37	18.5	0	27
PIGGOTT, Devonte	2	34	17.0	2	26
FEGGINS, George	1	0	0.0	0	0
LOISEAU, Virgini	1	7	7.0	0	7

Punting	no.	yds	avg	lg	tb	fc	i20	50+	blk
LYZENGA, Korey	35	1210	34.6	69	1	3	10	5	1
HUNT, Devonte	3	160	53.3	71	0	0	2	2	0
DAISGRANADOS, Al	2	74	37.0	39	1	0	0	0	0
SKINNER, Steve	2	88	44.0	49	0	0	0	0	0
Team	1	0	0.0	0	0	0	0	0	0
THORPE, Justin	1	13	13.0	13	0	0	0	0	0
PETTIS, Torey	1	6	6.0	6	0	0	0	0	0

Punt Returns	no.	yds	avg	td	lg
SMITH, Sean	9	80	8.9	0	18
BRITT, Lamont	2	19	9.5	0	15
BOLT, Dayne	0	3	0.0	0	3
Total	11	102	9.3	0	18
Opponents	18	140	7.8	0	27

Kick Returns	no.	yds	avg	td	lg
SMITH, Sean	12	307	25.6	1	86
BRITT, Lamont	6	86	14.3	0	26
ANDERSON, Jordan	5	84	16.8	0	24
BROOKS, Markee	2	35	17.5	0	24
CLARKE, Andrew	1	3	3.0	0	3
Total	26	515	19.8	1	86
Opponents	40	643	16.1	0	40

All Purpose	g	rush	rcv	pr	kr	ir	total	avg/g
ANDERSON, Jor	9	1021	78	0	84	0	1183	131.4
THORPE, Justin	9	502	0	0	0	0	502	55.8
BRITT, Lamont	9	269	60	19	86	0	434	48.2
SMITH, Sean	7	0	0	80	307	39	426	60.9
HOLLOMAN, Gen	9	-1	384	0	0	0	383	42.6
Total	9	1824	1335	102	515	117	3893	432.6
Opponents	9	884	1960	140	643	31	3658	406.4

Total Offense	g	plays	rush	pass	total	avg/g
THORPE, Justin	9	284	502	1136	1638	182.0
ANDERSON, Jordan	9	193	1021	0	1021	113.4
BRITT, Lamont	9	60	269	0	269	29.9
AYRES, Tarian	3	46	33	199	232	77.3
CLARK, Aaron	3	6	15	0	15	5.0

Virginia State Overall Team Statistics (as of Apr 23, 2014)

All games

Team Statistics	VSU	OPP
SCORING	277	171
Points Per Game	30.8	19.0
FIRST DOWNS	179	159
Rushing	88	53
Passing	73	88
Penalty	18	18
RUSHING YARDAGE	1824	884
Yards gained rushing	2019	1245
Yards lost rushing	195	361
Rushing Attempts	383	284
Average Per Rush	4.8	3.1
Average Per Game	202.7	98.2
TDs Rushing	24	7
PASSING YARDAGE	1335	1960
Comp-Att-Int	133-220-5	176-316-9
Average Per Pass	6.1	6.2
Average Per Catch	10.0	11.1
Average Per Game	148.3	217.8
TDs Passing	9	12
TOTAL OFFENSE	3159	2844
Total Plays	603	600
Average Per Play	5.2	4.7
Average Per Game	351.0	316.0
KICK RETURNS: #-Yards	26-515	40-643
PUNT RETURNS: #-Yards	11-102	18-140
INT RETURNS: #-Yards	9-117	5-31
KICK RETURN AVERAGE	19.8	16.1
PUNT RETURN AVERAGE	9.3	7.8
INT RETURN AVERAGE	13.0	6.2
FUMBLES-LOST	7-5	18-7
PENALTIES-Yards	59-703	81-863
Average Per Game	78.1	95.9
PUNTS-Yards	45-1551	43-1633
Average Per Punt	34.5	38.0
Net punt average	30.5	33.7
KICKOFFS-Yards	45-2293	35-1916
Average Per Kick	51.0	54.7
Net kick average	35.3	37.7
TIME OF POSSESSION/Game	32:55	28:25
3RD-DOWN Conversions	53/127	46/130
3rd-Down Pct	42%	35%
4TH-DOWN Conversions	13/18	10/25
4th-Down Pct	72%	40%
SACKS BY-Yards	21-157	16-87
MISC YARDS	0	0
TOUCHDOWNS SCORED	39	22
FIELD GOALS-ATTEMPTS	4-9	6-9
ON-SIDE KICKS	0-0	0-1
RED-ZONE SCORES	(30-37) 81%	(18-26) 69%
RED-ZONE TOUCHDOWNS	(26-37) 70%	(13-26) 50%
PAT-ATTEMPTS	(29-36) 81%	(19-19) 100%
ATTENDANCE	15343	13267
Games/Avg Per Game	3/5114	5/2653
Neutral Site Games		1/25816

Score by Quarters	1st	2nd	3rd	4th	OT	Total
Virginia State	57	64	76	60	20	277
Opponents	17	50	38	49	17	171

Virginia State Overall Individual Statistics (as of Apr 23, 2014)
All games

<u>Rushing</u>	<u>gp</u>	<u>att</u>	<u>gain</u>	<u>loss</u>	<u>net</u>	<u>avg</u>	<u>td</u>	<u>lg</u>	<u>avg/g</u>
ANDERSON, Jordan	9	193	1078	57	1021	5.3	18	91	113.4
THORPE, Justin	9	96	583	81	502	5.2	5	56	55.8
BRITT, Lamont	9	60	275	6	269	4.5	1	49	29.9
AYRES, Tarian	3	15	62	29	33	2.2	0	15	11.0
CLARK, Aaron	3	6	15	0	15	2.5	0	5	5.0
WILSON, Tyler	3	1	3	0	3	3.0	0	3	1.0
BROOKS, Markee	7	1	2	0	2	2.0	0	2	0.3
PADEN, Martel	1	1	1	0	1	1.0	0	1	1.0
STUBBLEFIELD, Wi	9	1	0	0	0	0.0	0	0	0.0
HOLLOMAN, Gene	9	1	0	1	-1	-1.0	0	0	-0.1
SMITH, Tyrell	3	1	0	3	-3	-3.0	0	0	-1.0
Team	5	5	0	5	-5	-1.0	0	0	-1.0
RANSOME, Ronnie	7	1	0	6	-6	-6.0	0	0	-0.9
HUNT, Shawn	1	1	0	7	-7	-7.0	0	0	-7.0
Total	9	383	2019	195	1824	4.8	24	91	202.7
Opponents	9	284	1245	361	884	3.1	7	90	98.2

<u>Passing</u>	<u>gp</u>	<u>effic</u>	<u>comp-att-int</u>	<u>pct</u>	<u>yds</u>	<u>td</u>	<u>lg</u>	<u>avg/g</u>
THORPE, Justin	9	121.18	116-188-5	61.7	1136	8	57	126.2
AYRES, Tarian	3	119.41	17-31-0	54.8	199	1	59	66.3
STUBBLEFIELD, Wi	9	0.00	0-1-0	0.0	0	0	0	0.0
HUNT, Shawn	1	0.00	0-0-0	0.0	0	0	0	0.0
Total	9	120.38	133-220-5	60.5	1335	9	59	148.3
Opponents	9	114.63	176-316-9	55.7	1960	12	62	217.8

<u>Receiving</u>	<u>gp</u>	<u>no.</u>	<u>yds</u>	<u>avg</u>	<u>td</u>	<u>lg</u>	<u>avg/g</u>
HOLLOMAN, Gene	9	45	384	8.5	2	35	42.7
ANDERSON, Jordan	9	16	78	4.9	1	20	8.7
SMALLWOOD, Javio	4	14	192	13.7	3	32	48.0
STUBBLEFIELD, Wi	9	12	114	9.5	1	23	12.7
BROOKS, Markee	7	12	101	8.4	0	18	14.4
SMALLWOOD, Jaivo	3	9	161	17.9	1	59	53.7
SMALLWOOD, Ronni	2	9	135	15.0	1	57	67.5
BRITT, Lamont	9	6	60	10.0	0	27	6.7
GIBBONS-HALL, Tr	7	5	59	11.8	0	16	8.4
BROOKS	1	4	51	12.8	0	23	51.0
PETTIS, Torey	6	1	0	0.0	0	0	0.0
Total	9	133	1335	10.0	9	59	148.3
Opponents	9	176	1960	11.1	12	62	217.8

<u>Punt Returns</u>	<u>no.</u>	<u>yds</u>	<u>avg</u>	<u>td</u>	<u>lg</u>
SMITH, Sean	9	80	8.9	0	18
BRITT, Lamont	2	19	9.5	0	15
BOLT, Dayne	0	3	0.0	0	3
Total	11	102	9.3	0	18
Opponents	18	140	7.8	0	27

<u>Interceptions</u>	<u>no.</u>	<u>yds</u>	<u>avg</u>	<u>td</u>	<u>lg</u>
SMITH, Sean	3	39	13.0	1	39
THOMAS, Darion	2	37	18.5	0	27
PIGGOTT, Devonte	2	34	17.0	2	26
FEGGINS, George	1	0	0.0	0	0
LOISEAU, Virgini	1	7	7.0	0	7
Total	9	117	13.0	3	39
Opponents	5	31	6.2	0	15

<u>Kick Returns</u>	<u>no.</u>	<u>yds</u>	<u>avg</u>	<u>td</u>	<u>lg</u>
SMITH, Sean	12	307	25.6	1	86
BRITT, Lamont	6	86	14.3	0	26
ANDERSON, Jordan	5	84	16.8	0	24
BROOKS, Markee	2	35	17.5	0	24
CLARKE, Andrew	1	3	3.0	0	3
Total	26	515	19.8	1	86
Opponents	40	643	16.1	0	40

<u>Fumble Returns</u>	<u>no.</u>	<u>yds</u>	<u>avg</u>	<u>td</u>	<u>lg</u>
JACKSON, Zacchae	1	65	65.0	1	65
SIMMONS, Daryl	1	0	0.0	0	0
LEWIS, Ronald	1	71	71.0	1	71
Total	3	136	45.3	2	71
Opponents	2	54	27.0	3	39

Virginia State Overall Individual Statistics (as of Apr 23, 2014) All games

Scoring	td	fg	PAT				dxd	saf	pts
			kick	rush	rcv	pass			
ANDERSON, Jordan	19	-	-	-	-	-	-	114	
HUNT, Devonte	-	4-9	27-33	-	-	-	-	39	
THORPE, Justin	5	-	-	0-1	-	0-1	-	30	
SMALLWOOD, Javio	3	-	-	-	-	-	-	18	
PIGGOTT, Devonte	2	-	-	-	-	-	-	12	
SMITH, Sean	2	-	-	-	-	-	-	12	
HOLLOMAN, Gene	2	-	-	-	-	-	-	12	
STUBBLEFIELD, Wi	1	-	-	-	-	-	-	6	
SMALLWOOD, Ronni	1	-	-	-	-	-	-	6	
SMALLWOOD, Jaivo	1	-	-	-	-	-	-	6	
LEWIS, Ronald	1	-	-	-	-	-	-	6	
BRITT, Lamont	1	-	-	-	-	-	-	6	
JACKSON, Zacchae	1	-	-	-	-	-	-	6	
Team	-	-	-	-	-	-	1	2	
HUNT, Shawn	-	-	2-2	-	-	-	-	2	
LYZENGA, Korey	-	-	0-1	-	-	-	-	0	
Total	39	4-9	29-36	0-1	-	0-1	-	1 277	
Opponents	22	6-9	19-19	0-2	1	1-1	-	- 171	

Total Offense	g	plays	rush	pass	total	avg/g
THORPE, Justin	9	284	502	1136	1638	182.0
ANDERSON, Jordan	9	193	1021	0	1021	113.4
BRITT, Lamont	9	60	269	0	269	29.9
AYRES, Tarian	3	46	33	199	232	77.3
CLARK, Aaron	3	6	15	0	15	5.0
WILSON, Tyler	3	1	3	0	3	1.0
BROOKS, Markee	7	1	2	0	2	0.3
PADEN, Martel	1	1	1	0	1	1.0
HOLLOMAN, Gene	9	1	-1	0	-1	-0.1
SMITH, Tyrell	3	1	-3	0	-3	-1.0
Team	5	5	-5	0	-5	-1.0
RANSOME, Ronnie	7	1	-6	0	-6	-0.9
HUNT, Shawn	1	1	-7	0	-7	-7.0
Total	9	603	1824	1335	3159	351.0
Opponents	9	600	884	1960	2844	316.0

Field Goals	fg	pct.	01-19	20-29	30-39	40-49	50-99	lg	blk
HUNT, Devonte	4-9	44.4	0-1	0-0	4-7	0-1	0-0	38	0

FG Sequence	Virginia State	Opponents
Fayetteville State	19,(30)	37
Benedict College	-	(24)
KSUFB	38	-
Johnson C. Smith	-	(29)
Shaw	30	(28)
Elizabeth City State	(32)	24
Bowie State	(38),41,(37)	(33),(22),(40)
Lincoln (PA)	34	44
Chowan	-	-

Numbers in (parentheses) indicate field goal was made.

Punting	no.	yds	avg	lg	tb	fc	i20	50+	blk
LYZENGA, Korey	35	1210	34.6	69	1	3	10	5	1
HUNT, Devonte	3	160	53.3	71	0	0	2	2	0
DAISGRANADOS, Al	2	74	37.0	39	1	0	0	0	0
SKINNER, Steve	2	88	44.0	49	0	0	0	0	0
PETTIS, Torey	1	6	6.0	6	0	0	0	0	0
Team	1	0	0.0	0	0	0	0	0	0
THORPE, Justin	1	13	13.0	13	0	0	0	0	0
Total	45	1551	34.5	71	2	3	12	7	1
Opponents	43	1633	38.0	63	4	11	10	5	1

Kickoffs	no.	yds	avg	tb	ob	retn	net	ydln
HUNT, Devonte	41	2109	51.4	3	0			
HUNT, Shawn	3	136	45.3	0	0			
JONES, Dontrell	1	48	48.0	0	0			
Total	45	2293	51.0	3	0	16.1	35.3	29
Opponents	35	1916	54.7	4	2	19.8	37.7	27

Virginia State Overall Defensive Statistics (as of Apr 23, 2014)
All games

#	Defensive Leaders	gp	Tackles			tfl/yds	Sacks no-yds	Pass defense			Fumbles		blkd	
			ua	a	tot			int-yds	brup	qbh	rcv-yds	ff	kick	saf
45	ROBINSON,Brando	9	35	17	43.5	4.0-8	.	.	.	2
25	RAWLS,Andre	9	33	14	40.0	7.5-39	3.0-28	.	6	6	.	2	.	.
53	FEGGINS,George	8	34	9	38.5	7.5-90	2.0-21	1-0	.	.	.	1	.	.
26	PIGGOTT,Devonte	9	28	11	33.5	1.0-3	1.0-3	2-34	6
93	LEWIS,Ronald	9	22	20	32.0	8.0-31	2.0-14	.	2	4	2-71	1	.	.
20	LOISEAU,Virgini	9	28	8	32.0	.	.	1-7	3
91	EDWARDS,Shaquil	9	27	6	30.0	11.0-40	5.0-25	.	.	3
5	THOMAS,Darion	8	21	12	27.0	1.0-5	.	2-37	7	.	.	1	.	.
58	FRAZIER,Bryant	9	17	13	23.5	7.0-28	2.5-15	.	2	5	1-0	4	.	.
28	BELLAMY,Ka'Von	6	20	5	22.5	4.0-21	2.0-19	.	1
10	FAISON,Andrew	9	18	6	21.0	1.0-1	.	.	1	.	.	1	.	.
9	JONES,Dontrell	7	18	3	19.5	1.0-5
31	BRYON,Trevon	6	14	1	14.5	1.5-1	.	.	3
63	PROSISE, Ray	7	10	7	13.5	4.5-19	1.0-8
1	SMITH,Sean	7	12	2	13.0	1.0-13	.	3-39	5	.	.	1	.	.
15	THOMAS,Claude	8	10	5	12.5
21	BRADLEY,Bryce	8	10	1	10.5	1.0-10	1.0-10
36	SMITH,Tyrell	3	8	3	9.5	.	.	.	4
52	PETTIFORD,Erin	4	4	3	5.5	1.5-3	1	.	.
34	BRITT,Lamont	9	4	1	4.5	1	.
63	PROISSE,Ray	2	3	3	4.5
32	JACKSON,Zacchae	4	4	.	4.0	1-65	.	.	.
90	BOLT,Dayne	5	3	2	4.0	1.0-2	1.0-2	1	.	.
92	JONES,Darien	6	2	3	3.5	1.5-13	1.0-12	.	.	1	1-0	.	.	.
42	DAYE,Tamarus	3	3	1	3.5
43	EGGLESTON,Marqu	4	2	2	3.0
55	SIMMONS,Daryl	3	.	4	2.0	1-0	.	.	.
35	IRBY,Daryl	2	.	2	1.0
TM	Team	5	1	.	1.0	1-0	1	.	1
17	HUNT,Devonte	8	1	.	1.0
16	SKINNER,Steve	4	1	.	1.0
24	BROOKS,Markee	7	1	.	1.0
30	WILSON,Tyler	3	1	.	1.0
24	BROOKS	1	1	.	1.0
97	BURKE,Sydne	1	1	.	1.0
61	ARRINGTON,Vicqu	1	1	.	1.0
73	SENN,Christophe	2	1	.	1.0
59	WILLIAMS,Jae'Le	1	1	.	1.0
Total		9	400	164	482.0	65-332	21-157	9-117	40	21	7-136	14	1	1
Opponents		9	410	169	494.5	52-172	16-87	5-31	41	11	5-54	3	1	.

Virginia State Team Game-by-Game (as of Apr 23, 2014)

All games

TEAM STATISTICS

Date	Opponent	Rushing				Receiving				Passing				Kick Returns				Punt Returns				tot off
		no.	yds	td	lg	no.	yds	td	lg	cmp	att	int	yds	td	lg	no.	yds	td	lg	no.	yds	
Sep 07	at Fayetteville State	56	217	3	25	20	190	1	31	20-28-0	190	1	31	6	146	0	43	0	0	0	0	407
Sep 14	vs Benedict College	23	62	0	21	12	73	1	16	12-23-1	73	1	16	4	117	1	86	3	33	0	18	135
Sep 21	KSUFB	36	254	4	63	12	133	1	33	12-23-0	133	1	33	1	22	0	22	2	21	0	12	387
Sep 28	JOHNSON C. SMITH	42	194	1	31	10	84	2	35	10-21-1	84	2	35	3	45	0	19	1	7	0	7	278
Oct 05	at Shaw	39	152	1	20	27	211	1	32	27-34-1	211	1	32	3	40	0	28	2	10	0	8	363
Oct 12	at Elizabeth City State	47	220	5	91	13	154	0	23	13-22-1	154	0	23	2	31	0	22	2	21	0	14	374
Oct 19	BOWIE STATE	50	251	4	56	20	259	2	57	20-33-1	259	2	57	4	63	0	26	1	10	0	10	510
Oct 26	at Lincoln (PA)	43	184	3	33	10	175	1	59	10-20-0	175	1	59	2	34	0	24	0	0	0	0	359
Nov 02	at Chowan	47	290	3	73	9	56	0	13	9-16-0	56	0	13	1	17	0	17	0	0	0	0	346
		383	1824	24	91	133	1335	9	59	133-220-5	1335	9	59	26	515	1	86	11	102	0	18	3159
Opponents		284	884	7	90	176	1960	12	62	176-316-9	1960	12	62	40	643	0	40	18	140	0	27	2844

Games played: 9
 Avg per rush: 4.8
 Avg per catch: 10.0
 Pass efficiency: 120.38
 Kick ret avg: 19.8
 Punt ret avg: 9.3
 All purpose avg/game: 432.6
 Total offense avg/gm: 351.0

Date	Opponent	Tackles				Sacks	Fumble		Pass Defense			Blkd kick	PAT Attempts			saf	pts
		ua	a	total	tfl-yds		no-yds	ff	fr-yds	int-yds	qbh		brup	kick	rush		
Sep 07	at Fayetteville State	32	6	35.0	6.0-28	1.0-10	0	0-0	1-0	0	3	0	0-2	0	0	1	29
Sep 14	vs Benedict College	46	17	54.5	11.0-25	2.0-10	1	1-0	1-0	0	1	0	2-2	0	0	0	14
Sep 21	KSUFB	34	44	56.0	6.0-26	1.0-2	3	2-65	1-10	4	8	0	5-6	0	0	0	41
Sep 28	JOHNSON C. SMITH	56	6	59.0	8.0-41	4.0-26	2	1-0	1-27	6	8	0	1-3	0	0	0	19
Oct 05	at Shaw	40	0	40.0	5.0-12	0.0-0	0	1-0	0-0	0	2	0	2-2	0	0	0	14
Oct 12	at Elizabeth City State	48	20	58.0	5.0-24	3.0-22	2	0-0	3-72	4	0	1	6-7	0	0	0	51
Oct 19	BOWIE STATE	36	40	56.0	8.0-95	3.0-24	1	0-0	1-0	3	4	0	5-5	0	0	0	47
Oct 26	at Lincoln (PA)	57	11	62.5	9.0-47	4.0-40	1	1-71	0-0	4	9	0	4-5	0	0	0	34
Nov 02	at Chowan	51	20	61.0	7.0-34	3.0-23	4	1-0	1-8	0	5	0	4-4	0	0	0	28
		400	164	482.0	65.0-332	21.5-157	14	7-136	9-117	21	40	1	29-36	0	0	1	277
Opponents		410	169	494.5	52.5-172	16.0-88	3	5-54	5-31	11	41	1	19-19	0	1	0	171

Date	Opponent	Punting									Field Goals			Kickoffs				
		no.	yds	avg	long	blkd	tb	fc	50+	i20	md-att	long	blkd	no.	yds	avg	tb	ob
Sep 07	at Fayetteville State	3	135	45.0	69	0	0	1	1	2	1-2	30	0	5	230	46.0	0	0
Sep 14	vs Benedict College	8	252	31.5	50	0	0	0	1	0	0-0	0	0	3	136	45.3	0	0
Sep 21	KSUFB	7	183	26.1	42	1	1	0	0	1	0-1	0	0	7	417	59.6	0	0
Sep 28	JOHNSON C. SMITH	6	217	36.2	50	0	0	0	1	2	0-0	0	0	4	232	58.0	0	0
Oct 05	at Shaw	5	175	35.0	49	0	0	1	0	1	0-1	0	0	3	153	51.0	1	0
Oct 12	at Elizabeth City State	3	149	49.7	71	0	0	0	1	1	1-1	32	0	8	453	56.6	0	0
Oct 19	BOWIE STATE	3	126	42.0	57	0	0	0	1	2	2-3	38	0	4	195	48.8	0	0
Oct 26	at Lincoln (PA)	5	157	31.4	52	0	1	0	1	0	0-1	0	0	6	329	54.8	1	0
Nov 02	at Chowan	5	157	31.4	52	0	0	1	1	3	0-0	0	0	5	148	29.6	1	0
		45	1551	34.5	71	1	2	3	7	12	4-9	38	0	45	2293	51.0	3	0
Opponents		43	1633	38.0	63	1	4	11	5	10	6-9	40	0	35	1916	54.7	4	2

Virginia State Game Superlatives (as of Apr 23, 2014) All games

INDIVIDUAL GAME HIGHS

Rushes	34	ANDERSON,Jordan at Elizabeth City State (Oct 12, 2013)
Yards Rushing	214	ANDERSON,Jordan at Elizabeth City State (Oct 12, 2013)
TD Rushes	5	ANDERSON,Jordan at Elizabeth City State (Oct 12, 2013)
Long Rush	91	ANDERSON,Jordan at Elizabeth City State (Oct 12, 2013)
Pass attempts	34	THORPE,Justin at Shaw (Oct 05, 2013)
Pass completions	27	THORPE,Justin at Shaw (Oct 05, 2013)
Yards Passing	259	THORPE,Justin vs Bowie State (Oct 19, 2013)
TD Passes	2	THORPE,Justin vs Johnson C. Smith (Sep 28, 2013)
	2	THORPE,Justin vs Bowie State (Oct 19, 2013)
Long Pass	59	AYRES,Tarian at Lincoln (PA) (Oct 26, 2013)
Receptions	10	HOLLOMAN,Gene at Shaw (Oct 05, 2013)
Yards Receiving	131	SMALLWOOD,Ronni vs Bowie State (Oct 19, 2013)
TD Receptions	1	SMALLWOOD,Javio at Fayetteville State (Sep 07, 2012)
	1	ANDERSON,Jordan vs Benedict College (Sep 14, 2013)
	1	HOLLOMAN,Gene vs KSUFB (Sep 21, 2013)
	1	STUBBLEFIELD,Wi vs Johnson C. Smith (Sep 28, 2013)
	1	SMALLWOOD,Javio vs Johnson C. Smith (Sep 28, 2013)
	1	SMALLWOOD,Javio at Shaw (Oct 05, 2013)
	1	SMALLWOOD,Ronni vs Bowie State (Oct 19, 2013)
	1	HOLLOMAN,Gene vs Bowie State (Oct 19, 2013)
	1	SMALLWOOD,Jaivo at Lincoln (PA) (Oct 26, 2013)
Long Reception	59	SMALLWOOD,Jaivo at Lincoln (PA) (Oct 26, 2013)
Field Goals	2	HUNT,Devonte vs Bowie State (Oct 19, 2013)
Long Field Goal	38	HUNT,Devonte vs Bowie State (Oct 19, 2013)
Punts	8	LYZENGA,Korey vs Benedict College (Sep 14, 2013)
Punting Avg	57.0	HUNT,Devonte vs Bowie State (Oct 19, 2013)
Long Punt	71	HUNT,Devonte at Elizabeth City State (Oct 12, 2013)
Punts inside 20	3	LYZENGA,Korey at Chowan (Nov 02, 2013)
Long Punt Return	18	SMITH,Sean vs Benedict College (Sep 14, 2013)
Long Kickoff Return	86	SMITH,Sean vs Benedict College (Sep 14, 2013)
Tackles	9.0	EDWARDS,Shaquil vs Johnson C. Smith (Sep 28, 2013)
Sacks	2.0	EDWARDS,Shaquil vs Johnson C. Smith (Sep 28, 2013)
	2.0	RAWLS,Andre vs Bowie State (Oct 19, 2013)
Tackles For Loss	5.0	EDWARDS,Shaquil vs Johnson C. Smith (Sep 28, 2013)
Interceptions	1	FEGGINS,George at Fayetteville State (Sep 07, 2012)
	1	SMITH,Sean vs Benedict College (Sep 14, 2013)
	1	THOMAS,Darion vs KSUFB (Sep 21, 2013)
	1	THOMAS,Darion vs Johnson C. Smith (Sep 28, 2013)
	1	SMITH,Sean at Elizabeth City State (Oct 12, 2013)
	1	LOISEAU,Virgini at Elizabeth City State (Oct 12, 2013)
	1	PIGGOTT,Devonte at Elizabeth City State (Oct 12, 2013)
	1	SMITH,Sean vs Bowie State (Oct 19, 2013)
	1	PIGGOTT,Devonte at Chowan (Nov 02, 2013)

Virginia State Game Superlatives (as of Apr 23, 2014) All games

TEAM GAME HIGHS

Rushes	56	at Fayetteville State (Sep 07, 2012)
Yards Rushing	290	at Chowan (Nov 02, 2013)
Yards Per Rush	7.1	vs KSUFB (Sep 21, 2013)
TD Rushes	5	at Elizabeth City State (Oct 12, 2013)
Pass attempts	34	at Shaw (Oct 05, 2013)
Pass completions	27	at Shaw (Oct 05, 2013)
Yards Passing	259	vs Bowie State (Oct 19, 2013)
Yards Per Pass	8.8	at Lincoln (PA) (Oct 26, 2013)
TD Passes	2	vs Johnson C. Smith (Sep 28, 2013)
	2	vs Bowie State (Oct 19, 2013)
Total Plays	84	at Fayetteville State (Sep 07, 2012)
Total Offense	510	vs Bowie State (Oct 19, 2013)
Yards Per Play	6.6	vs KSUFB (Sep 21, 2013)
Points	51	at Elizabeth City State (Oct 12, 2013)
Sacks By	4	vs Johnson C. Smith (Sep 28, 2013)
	4	at Lincoln (PA) (Oct 26, 2013)
First Downs	29	at Fayetteville State (Sep 07, 2012)
	29	vs Bowie State (Oct 19, 2013)
Penalties	14	vs KSUFB (Sep 21, 2013)
Penalty Yards	133	vs KSUFB (Sep 21, 2013)
Turnovers	2	at Fayetteville State (Sep 07, 2012)
	2	at Shaw (Oct 05, 2013)
	2	at Elizabeth City State (Oct 12, 2013)
	2	vs Bowie State (Oct 19, 2013)
Interceptions By	3	at Elizabeth City State (Oct 12, 2013)
Punts	8	vs Benedict College (Sep 14, 2013)
Punting Avg	49.7	at Elizabeth City State (Oct 12, 2013)
Long Punt	71	at Elizabeth City State (Oct 12, 2013)
Punts inside 20	3	at Chowan (Nov 02, 2013)
Long Punt Return	18	vs Benedict College (Sep 14, 2013)

Virginia State Game Superlatives (as of Apr 23, 2014) All games

OPPONENT INDIVIDUAL GAME HIGHS

Rushes	32	BROWN,Keith, vs Bowie State (Oct 19, 2013)
Yards Rushing	175	BROWN,Keith, vs Bowie State (Oct 19, 2013)
TD Rushes	2	BOONE,Petey, at Elizabeth City State (Oct 12, 2013)
Long Rush	90	BROWN,Keith, vs Bowie State (Oct 19, 2013)
Pass attempts	48	WALLACE,Keahn, vs Johnson C. Smith (Sep 28, 2013)
Pass completions	28	WALLACE,Keahn, vs Johnson C. Smith (Sep 28, 2013)
	28	COOK,Doug, at Lincoln (PA) (Oct 26, 2013)
Yards Passing	322	WALLACE,Keahn, vs Johnson C. Smith (Sep 28, 2013)
TD Passes	3	Graham,Marcus, vs Benedict College (Sep 14, 2013)
Long Pass	62	JENKINS,Jemeryn, at Fayetteville State (Sep 07, 2012)
Receptions	14	HOLLAND,Robert, at Chowan (Nov 02, 2013)
Yards Receiving	131	PATTERSON,Chris, vs Johnson C. Smith (Sep 28, 2013)
TD Receptions	2	WILLIAMS,Kasunn, at Fayetteville State (Sep 07, 2012)
Long Reception	62	WILLIAMS,Kasunn, at Fayetteville State (Sep 07, 2012)
Field Goals	3	DIAZ-AVILES,Mar, vs Bowie State (Oct 19, 2013)
Long Field Goal	40	DIAZ-AVILES,Mar, vs Bowie State (Oct 19, 2013)
Punts	10	Lee,Cameron, vs KSUFB (Sep 21, 2013)
Punting Avg	63.0	HAHULA,Nick, at Chowan (Nov 02, 2013)
Long Punt	63	JASKI,Kyle, at Lincoln (PA) (Oct 26, 2013)
	63	HAHULA,Nick, at Chowan (Nov 02, 2013)
Punts inside 20	3	MAYO,Antonio, at Fayetteville State (Sep 07, 2012)
Long Punt Return	27	EVANS,Darnell, at Shaw (Oct 05, 2013)
	27	DAVIS,Carlos, vs Bowie State (Oct 19, 2013)
Long Kickoff Return	40	GATLIN,Tavon, at Fayetteville State (Sep 07, 2012)
Tackles	14.0	TILLMAN,N'Gal, at Shaw (Oct 05, 2013)
Sacks	2.0	McDANIEL,Anthon, vs Bowie State (Oct 19, 2013)
Tackles For Loss	3.5	STRANGE,Evan, at Shaw (Oct 05, 2013)
Interceptions	1	Hairston,Alton, vs Benedict College (Sep 14, 2013)
	1	JONES,DeAndre, vs Johnson C. Smith (Sep 28, 2013)
	1	TILLMAN,N'Gal, at Shaw (Oct 05, 2013)
	1	HAMILTON,Demetr, at Elizabeth City State (Oct 12, 2013)
	1	WHITE,Delante, vs Bowie State (Oct 19, 2013)

Virginia State Game Superlatives (as of Apr 23, 2014) All games

OPPONENT TEAM GAME HIGHS

Rushes	44	vs Bowie State (Oct 19, 2013)
Yards Rushing	205	vs Bowie State (Oct 19, 2013)
Yards Per Rush	4.7	vs Bowie State (Oct 19, 2013)
TD Rushes	2	at Elizabeth City State (Oct 12, 2013)
	2	vs Bowie State (Oct 19, 2013)
Pass attempts	48	vs Johnson C. Smith (Sep 28, 2013)
Pass completions	28	vs Johnson C. Smith (Sep 28, 2013)
	28	at Lincoln (PA) (Oct 26, 2013)
Yards Passing	322	vs Johnson C. Smith (Sep 28, 2013)
Yards Per Pass	8.8	at Fayetteville State (Sep 07, 2012)
TD Passes	3	vs Benedict College (Sep 14, 2013)
Total Plays	76	at Lincoln (PA) (Oct 26, 2013)
Total Offense	444	at Elizabeth City State (Oct 12, 2013)
Yards Per Play	6.4	at Elizabeth City State (Oct 12, 2013)
Points	44	vs Bowie State (Oct 19, 2013)
Sacks By	3	at Lincoln (PA) (Oct 26, 2013)
First Downs	23	at Elizabeth City State (Oct 12, 2013)
Penalties	18	at Fayetteville State (Sep 07, 2012)
Penalty Yards	217	vs Johnson C. Smith (Sep 28, 2013)
Turnovers	3	vs KSUFB (Sep 21, 2013)
	3	at Elizabeth City State (Oct 12, 2013)
Interceptions By	1	vs Benedict College (Sep 14, 2013)
	1	vs Johnson C. Smith (Sep 28, 2013)
	1	at Shaw (Oct 05, 2013)
	1	at Elizabeth City State (Oct 12, 2013)
	1	vs Bowie State (Oct 19, 2013)
Punts	10	vs KSUFB (Sep 21, 2013)
Punting Avg	59.0	at Chowan (Nov 02, 2013)
Long Punt	63	at Lincoln (PA) (Oct 26, 2013)
	63	at Chowan (Nov 02, 2013)
Punts inside 20	3	at Fayetteville State (Sep 07, 2012)
Long Punt Return	27	at Shaw (Oct 05, 2013)
	27	vs Bowie State (Oct 19, 2013)

Trojan All CIAA Selections

2013: RB Jordan Anderson, DB Sean Smith, OL Ronnie Ransome, DL Ronald Lewis, DB Virginior Loiseau, LB Geo Feggins

2012: OL Kyle Catterton

2011: LB Jeremy Pruitt, PK/P William Rudd, OL Francisco Clifford, OL Michael Griffin

2010: K Justin Parker, OT Markus Copeland, DB Ian White, P William Rudd, DL Isiah Townsend, DB Alfred Ngauja, RB Kenay Hawks, LB Timothy Durant

2009: OT Markus Copeland, DL Brandon Fortune

2008: RB Taron Hampton, PK Justin Parker, DL Brandon Fortune, LB Isaac Mitchell

2007: WR Davian Richards

2005: OL Jermaine LaFate, KR PJ Berry, DB Peirre Lee

2003: QB Kevin Jones

2002: OL Coy Brown, QB Kevin Jones, DL Dwayne Wilson, DB Sean Wade, C Bish-Lar Penson

2000: TE Jerwade Lloyd, R Damon Thompson, PK Dewayne Wilson, DL Lamar Craft

1999: G Chaun Cooke, WR Damon Thompson, PR Damon Thompson

1998: QB Antonio Hawkins, WR Desmond Thornton, WR Damon Thompson, PR Damon Thompson, P Isaac Johnson

1997: WR Javelle Tillman, WR Desmond Thornton, T Glen Berkley, DB Telley Priester, DL Herb Howard

1996: WR Tony Lanier, PR Samuel Harrel, K Jeremiah Sullivan, DB Telley Priester, DL Herbert Howard

1995: RB Robert Morgan, G Virgil Moore, DB Telley Priester, DL Kelvin Kinney

1994: DE Silas Demary

1993: OL Darrell Jackson, WR Derrick Miller, QB Gregory Clarke, DE James Watkins

1992: WR Remus James, LB Andre Brickhouse

1991: OL James Brown, PR Gary Martin

1990: OL James Brown, PR Gary Martin

1989: KR James Harrison, DL Walter Files, DL Brian Nunn, DB Edward Goode

1988: C Deandrea Neal, OL Darryl Brown, QB Rudy Elliot, RB Clifton Cooper, DL Walter Files, DL Brian Nunn, DB Anthony Burfoot, DB Bobby Sheperd, P Wilton Anderson

1987: WR Michael Davis, OL Darryl Brown, RB Daniel Boynton, DL Walter Files, DL Brian Nunn,

1986: RB Von Allen, DB Virnest Beale, PB Daniel Boynton

1985: DL Rudy Goodwine

1984: LB John Green, DB Mark Robinson

1983: DL James Ward, DB Mark Robinson

1981: P Brad Johnson

1979: C Carter Burnette, DB Layard Banks

1978: C Charles Miles, LB Marshall Jones

1977: T Herbert Hines, G Julius Sims, RET Rufus Crawford, DT Chris Moore, LB Curtis Pleasants

1976: T Herbert hines, RB Rufus Crawford, DT Curtis Pleasants

1975: C Glenn Seasoms, De Linwood Robinson,

1974: DT Joseph Pearson

1973: E Walter Dunn, DT Joseph Pearson

1972: E William Chambers, T Robert Caul, SP Robert Chavis, DT Harold Hathaway, DE Michael Hayes, DB Ronald Harris

1971: TE Ronald Bullock, T Myron Mayers, SE William Chambers, QB Joe Winslow, DE William Harper, DT Ronald Davis, LB Thomas Overton, B Roddrick Jackson, B David Brooks

1970: DT Larry Brooks

1969: DT James Mitchell

1968: DT James Mitchell,

1967: C Dewey Helms, DT James Mitchell

1966: E Harry Sharper

1964: QB Edward Golder

1963: E Joseph Watkins

1961: C Robert McNeill

1960: QB Dewayne Jeter

1958: HB George Moody

1954: T Norman Day, C John Nash, QB Clinton Freeman

1953: G Charles Williams, QB Clinton Freeman

1952: F Floyd Keene, B Leo Miles, DT Sidney Carter, B Steve Ellerbe, B Wilbur Wilson

1951: F Flovd Keene, B Leo Miles

1947: E Walter Hurley, T Benjamin Whaley, B John Jones

1946: E Walter Hurley, T Benjamin Whaley

1945: E Francis jolly, G David Battle, B John Jones, B Charles Price

1944: G General Perry, T Benjamin Whaley, E Morris Taylor, B Leroy Porter

1943: G David battle, T Melvin Ferebee

1942: G Charles Williams, E Walter Hurley

1941: T Oscar Carter

1940: T Donald Harris

1939: E James Brewer, G Lawrence Bartee

1938: E James Brewer, G James Nelson, C George Lamb, E John Brewer, HB Henry Briscoe

1937: E James Brewer, G Claiborne Craddock, G Richard Dixon, HB Henry Briscoe

1936: G Claiborne Craddock, G Richard Dixon, HB Henry Briscoe

1935: G Claiborne Craddock

1932: E Theodore Boyd, C Roscoe Lewis, FB Earl Bounds

1931: E Cabell Scott, C Roscoe Lewis, QB L.M. Johnson, HB Red Dabney

1930: LG Basil Oliver, C Roscoe Lewis, QB L.M. Johnson, FB Earl Bounds

1929: RG basil Oliver, RT Albert Lee, QB L.M. Johnson, B Samuel Royall, FB Earl Bounds

1928: LE Milton Fowler, RT James Shelton, RE Richard Pegram, RH Red Dabney

1927: LE Milton Fowler, RT Tanner Slaughter

1926: RT Samuel Polk, FB Governor Brown

1925: RG Tanner Slaughter, Samuel Polk, RE Herbert Hoyle, QB Melvin Whedbee, FB Governor Brown

Trojan All-Time Rushing Records

Career Rushing Leaders- Yards

1.	George Leonard	1976-79	3,575
2.	Robert Morgan	1993-96	3,351
3.	Von Allen	1983-86	2,335
4.	Clifton Cooper	1987-90	2,186
5.	Antwain Lyde	2009-11	1,859
6.	David Patterson	1989-92	1,663
7.	George Moody	1956-58	1,618
8.	Rufus Crawford	1975-77	1,502
9.	Nick Fleming	2006-08	1,477
10.	Danny Boynton	1986-87	1,463

Single-Season Rushing Leaders- Yards

1.	Jordan Anderson	2013	1,142
2.	Taron Hampton	2008	1,076
3.	Von Allen	1986	1,020
4.	George Leonard	1977	1,003
5.	George Leonard	1978	982
6.	Robert Morgan	1994	926
7.	Danny Boynton	1987	910
8.	Robert Morgan	1995	886
9.	George Leonard	1979	869
10.	Rufus Crawford	1976	835

Career Rushing Leaders- Touchdowns

1.	Robert Morgan	1993-96	41
2.	George Leonard	1976-79	33
3.	David Patterson	1989-92	20
4.	Von Allen	1983-86	20
5.	Jordan Anderson	2013-14	20
6.	Antwain Lyde	2009-11	16
7.	Berbard Comer	1998-02	15
8.	Danny Boynton	1986-87	14
9.	Nick Fleming	2006-08	14
10.	Samuel Harrell	1994-96	14

Single-Season Rushing Leaders- Touchdowns

1.	Jordan Anderson	2013	20
2.	Robert Morgan	1995	18
3.	Robert Morgan	1994	14
4.	George Leonard	1977	12
5.	George Leonard	1978	12
6.	Von Allen	1986	10
7.	David Patterson	1990	10
8.	Danny Boynton	1987	9
9.	David Patterson	1991	9
10.	Taron Hampton	2008	7

Year-by-Year Rushing Leaders

Year	Name	Rush	Yds.	TD
1948	John James	42	186	---
1955	Nathan Smith	72	237	---
1956	George Moody	70	397	---
1957	George Moody	130	747	---
1958	George Moody	62	474	---
1959	Sidney Swam	73	554	---
1960	Sidney Swam	93	442	---
1961	Ernest Turner	99	380	---
1962	Milton Brown	28	260	---
1963	Melvin Swann	48	148	---
1965	Silas Musgrove	110	415	---
1970	Mike Jacobs	101	437	---
1971	Murrey Wood	83	335	3
1972	Leroy Jones	152	559	3
1973	Murrey Wood	104	328	2
1974	Stewart Orange	52	207	2
1975	Charles McDonald	129	453	4
1976	Rufus Crawford	176	835	3
1977	George Leonard	178	1003	12
1978	George Leonard	214	982	12
1979	George Leonard	184	869	3
1980	Keith Price	123	491	2
1981	Bernie Jackson	108	398	3
1983	Von Allen	157	537	4
1984	Reginald Warfield	97	332	2
1985	Von Allen	91	455	5
1986	Von Allen	174	1020	10
1987	Danny Boynton	168	910	9
1988	Clifton Cooper	97	718	3
1989	James Harrison	133	657	5
1990	Clifton Cooper	127	674	6
1991	David Patterson	141	603	9
1992	Demetrius Simpson	82	345	2
1993	Robert Morgan	102	537	4
1994	Robert Morgan	205	926	14
1995	Robert Morgan	219	886	18
1996	Robert Morgan	160	743	5
1997	Corey Cotman	129	649	5
1998	Bernard Comer	54	324	1
1999	Rashad Cook	76	259	3
2000	Daniel Jenkins	70	441	6
2001	Bernard Comer	63	423	6
2002	Bernard Comer	152	605	6
2003	Dennis Jones	73	524	3
2004	Nick Fleming	145	605	5
2005	Nick Fleming	125	550	5
2006	Travis Valentine	92	469	2
2007	Travis Valentine	121	803	2
2008	Taron Hampton	188	1076	7
2009	Antwain Lyde	163	666	4
2010	Antwain Lyde	130	684	6
2011	Antwain Lyde	148	571	6
2012	Tyler Wilson	73	240	5
2013	Jordan Anderson	214	1142	20

Trojan All-Time Passing Records

Career Passing Leader-Passing Yards

1.	Antonio Hawkins	1997-00	9,217
2.	Gregory Clark	1988-93	6,825
3.	Kevin Jones	2000-03	5,572
4.	Rodney Grainger	1993-96	5,272
5.	Jarred Battle	2009-12	4,913
6.	Michael Terry	2003-07	3,725
7.	Rudy Elliot	1986-88	3,214
8.	DeWayne Jeter	1957-60	2,510
9.	Leonard Johnson	2008-09	2,295
10.	Maurice Banks	1975-78	1,754

Single-Season Leaders- Passing Yards

1.	Gregory Clark	1993	3,437
2.	Antonio Hawkins	2000	2,613
3.	Antonio Hawkins	1999	2,580
4.	Antonio Hawkins	1998	2,474
5.	Rodney Grainger	1995	2,300
6.	Kevin Jones	2003	2,222
7.	Kevin Jones	2002	1,884
8.	Gregory Clark	1990	1,805
9.	Jarred Battle	2001	1,744
10.	Rodney Grainger	1994	1,693

Career Leaders- Pass Completions

1.	Antonio Hawkins	1993-96	651
2.	Gregory Clark	1990-93	462
3.	Jarred Battle	2009-12	426
4.	Kevin Jones	2000-03	418
5.	Rodney Grainger	1993-96	309
6.	Michael Terry	2004-07	290
7.	Leonard Johnson	2008-09	210
8.	Rudy Elliot	1986-88	197
9.	DeWayne Jeter	1957-60	159
10.	Lawrence Sugg	1966-69	138

Single-Season Leaders- Pass Completions

1.	Gregory Clark	1993	227
2.	Antonio Hawkins	1998	206
3.	Antonio Hawkins	2000	179
4.	Antonio Hawkins	1999	167
5.	Rodney Grainger	1995	161
6.	Jarred Battle	2011	159
7.	Kevin Jones	2003	155
8.	Rodney Grainger	1994	148
9.	Kevin Jones	2002	132
10.	Kevin Jones	2001	129

Career Leaders- Touchdown Passes

1.	Antonio Hawkins	1993-96	68
2.	Gregory Clark	1990-93	56
3.	Michael Terry	2004-07	38
4.	Kevin Jones	2000-03	37
5.	Rodney Grainger	1993-96	29
6.	Jarred Battle	2009-12	28
7.	Rudy Elliot	1986-88	19
8.	DeWayne Jeter	1957-60	18
9.	Leonard Johnson	2008-09	16
10.	Joe Winslow	1969-71	14
	Lamar Blizzard	2004-07	14

Single-Season Leaders- Touchdown Passes

1.	Gregory Clark	1993	38
2.	Rodney Grainger	1995	20
3.	Kevin Jones	2003	19
4.	Antonio Hawkins	1998	18
5.	Antonio Hawkins	1999	17
6.	Antonio Hawkins	1997	17
7.	Antonio Hawkins	2000	16
8.	Michael Terry	2007	13
9.	Kevin Jones	2002	12
10.	Gregory Clark	1990	11
	Michael Terry	2004	11
	Michael Terry	2005	11
	Justin Thorpe	2013	11

Year-by-Year Passing Leaders

Year	Name	Comp	Att.	Yds.	TD
1948	John James	7	21	108	2
1955	Calvin Marritt	17	71	221	3
1956	James Hoefer	29	82	519	4
1957	DeWayne Jeter	36	83	487	4
1958	DeWayne Jeter	48	117	822	4
1959	DeWayne Jeter	37	115	624	7
1960	DeWayne Jeter	38	115	577	3
1961	Harry Johnson	13	41	179	1
1962	Kenny Moore	21	54	304	1
1963	Edward Golder	47	98	543	3
1965	Edward Golder	48	111	688	6
1966	Lawrence Sugg	39	89	466	2
1967	Lawrence Sugg	39	100	482	1
1968	Joseph Crittendon	40	96	708	5
1969	Lawrence Sugg	43	132	574	4
1970	Joe Winslow	20	43	485	6
1971	Joe Winslow	44	197	866	6
1972	Cecil Collier	55	131	894	9
1973	Russell Seaton	64	157	864	6
1974	William Bradley	71	197	806	2
1975	Maurice Banks	60	157	788	5
1977	Maurice Banks	32	94	503	3
1978	Maurice Banks	35	89	463	2
1979	Tony Colden	40	124	322	9
1980	Alvin Hampton	25	78	325	4
1981	Allen Butler	54	133	747	4
1982	Alvin Hampton	31	83	488	1
1983	Allen Butler	56	141	754	4
1984	Sam Taylor	77	172	1120	4
1985	Sam Taylor	81	191	1081	6
1986	Rudy Elliot	54	103	818	5
1987	Rudy Elliot	70	157	1279	6
1988	Rudy Elliot	73	154	1117	8
1989	Terrell Smith	35	83	459	1
1990	Gregory Clark	113	253	1805	11
1991	Gregory Clark	122	263	1556	7
1992	LaRome Kenney	106	244	1367	10
1993	Gregory Clark	227	380	3437	38
1994	Rodney Grainger	148	299	1693	9
1995	Rodney Grainger	161	312	2300	20
1996	Damon McNair	66	138	763	6
1997	Antonio Hawkins	99	198	1550	17
1998	Antonio Hawkins	206	380	2474	18
1999	Antonio Hawkins	167	314	2580	17
2000	Antonio Hawkins	179	320	2613	16
2001	Kevin Jones	129	292	1368	6
2002	Kevin Jones	132	249	1884	12
2003	Kevin Jones	155	307	2222	19
2004	Michael Terry	86	203	1217	11
2005	Michael Terry	71	151	979	11
2006	Thomas Boyd	26	52	285	3
2007	Michael Terry	109	230	1278	13
2008	Leonard Johnson	126	217	1315	8
2009	Leonard Johnson	84	129	950	8
2010	Jarred Battle	125	233	1583	10
2011	Jarred Battle	159	284	1744	8
2012	Jarred Battle	124	219	1388	9
2013	Justin Thorpe	127	207	1296	11

Trojan All-Time Receiving Records

Career Leaders- Receiving Yards

1.	Damon Thompson	1997-00	4,387
2.	Remus James	1991-93	2,466
3.	Floyd Lamer	1994-96	1,982
4.	Eric Plant	2000-03	1,949
5.	Jerome Jeter	2003-07	1,852
6.	Desmond Thornton	1996-98	1,728
7.	Gary Martin	1988-94	1,705
8.	Brian Berry	2007-10	1,656
9.	Michael Davis	1985-87	1,361
10.	Donald Wheeler	1993-94	1,308

Single-Season Leaders- Receiving Yards

1.	Damon Thompson	1999	1,517
2.	Damon Thompson	1998	1,330
3.	Remus James	1991	1,190
4.	Damon Thompson	2000	1,103
5.	Floyd Lamer	1995	914
6.	Jovelle Tillman	1997	880
7.	Derrick Miller	1993	872
8.	Donald Wheeler	1993	858
9.	Desmond Thornton	1998	825
10.	Gary Martin	1990	808

Career Leaders- Receptions

1.	Damon Thompson	1997-00	268
2.	Desmond Thornton	1996-98	226
3.	Remus James	1991-93	159
4.	Brian Berry	2007-10	143
5.	Floyd Lamer	1994-96	142
6.	Eric Plant	2000-03	121
7.	Jerome Jeter	2003-07	113
8.	Jerwade Lloyd	1997-00	103
	Derrick Miller	1992-93	103
9.	Gary Martin	1998-94	97

Single-Season Leaders- Receptions

1.	Damon Thompson	1999	90
2.	Damon Thompson	1998	88
3.	Desmond Thornton	1998	79
4.	Brian Berry	2008	71
5.	Remus James	1991	69
6.	Damon Thompson	2000	65
7.	Floyd Lamer	1996	58
8.	Floyd Lamer	1995	56
9.	Remus James	1992	55
10.	Derrick Miller	1993	53

Career Leaders- Touchdown Receptions

1.	Damon Thompson	1997-00	37
2.	Remus James	1991-93	21
3.	Jovelle Tillman	1995-97	17
	William Chamber	1970-72	17
4.	Davian Richards	2006-08	16
	Floyd Lamer	1994-96	16
5.	Jerome Jeter	2003-07	15
6.	Jerwade Lloyd	1997-00	14
7.	Derrick Miller	1992-93	10
	Donald Wheeler	1993-94	10
	Eric Plant	2000-03	10

Single-Season Leaders- Touchdown Receptions

1.	Damon Thompson	1998	13
2.	Jovelle Tillman	1997	12
3.	Damon Thompson	1999	10
4.	Derrick Miller	1993	10
5.	Remus James	1993	10
6.	Damon Thompson	2000	9
7.	Floyd Lamer	1995	9
8.	Davian Richards	2007	8
9.	William Chambers	1972	8
10.	Donald Wheeler	1993	7

Year-by-Year Receiving Leader

Year	Name	Rec.	Yds.	TD
1948	Francis Jolly	11	160	1
1960	Sam Parham	11	218	---
1961	Wilmer Parham	11	137	---
1962	Joseph Watkins	4	116	1
1963	Joseph Watkins	18	241	1
1965	Harry Sharper	33	524	5
1966	Harry Sharper	16	312	1
1967	Garwin DeBerry	18	241	---
1968	Ronald Bullock	17	261	1
1969	Ronald Bullock	25	318	1
1970	William Chambers	17	379	6
1971	William Chambers	23	541	3
1972	William Chambers	23	489	8
1973	James Dugger	37	581	5
1974	Kenneth Randolph	12	216	1
1975	Walter Dunn	19	402	3
1976	Ronald Robinson	32	450	1
1977	Joe McDaniel	13	248	2
1978	Joe McDaniel	15	190	---
1979	Elton Pierce	11	307	2
1980	Jerry Johnson	17	306	2
1981	Elton Pierce	16	363	2
1982	Jerry Johnson	26	414	---
1983	Rolando Graham	18	247	1
1984	Kim Pride	20	358	---
1985	Kim Pride	31	576	2
1986	Michael Davis	30	603	4
1987	Von Allen	32	769	2
1988	Gary Martin	17	298	2
1989	Gary Martin	17	289	---
1990	Gary Martin	43	808	5
1991	Remus James	69	1190	6
1992	Remus James	55	698	5
1993	Donald Wheeler	50	858	7
1994	Donald Wheeler	38	450	3
1995	Floyd Lamar	56	914	9
1996	Floyd Lamar	58	770	6
1997	Jovelle Tillman	51	880	12
1998	Damon Thompson	88	1330	13
1999	Damon Thompson	90	1517	10
2000	Jerwade Lloyd	37	575	2
2001	Eric Plant	29	387	1
2002	Eric Plant	34	604	3
2003	Eric Plant	38	730	6
2004	PJ Berry	40	568	7
2005	Antwun Williams	26	439	1
2006	Davian Richards	51	575	6
2007	Antoine Morton	16	790	2
2008	Davian Richards	18	210	2
2009	Corey Young	21	349	2
2010	Brian Berry	37	503	2
2011	Dion Futch	34	473	2
2012	Ja'von Smallwood	40	508	6
2013	Gene Holloman	48	446	2

Trojans All-Time Return Records

Career Leaders- Punt Return Yards

1.	Damon Thompson	1997-00	1,153
2.	Rufus Crawford	1988-93	636
3.	Gary Martin	1987-90	579
4.	Derrick Miller	1991-93	562
5.	PJ Berry	2003-05	505
6.	John Allen	1970-71	466
7.	Daniel Boynton	1986-87	405
8.	Sean Smith	2010-13	348
9.	Darren Thornton	1992-95	343
10.	Kent Brown	1982-84	228

Single-Season Leaders- Punt Return Yards

1.	Damon Thompson	1999	410
2.	Gary Martin	1990	302
3.	Murray Wood	1972	300
4.	Damon Thompson	2000	292
5.	Derrick Miller	1992	290
6.	John Allen	1970	285
7.	Damon Thompson	2000	273
8.	Derrick Miller	1993	272
9.	Rufus Crawford	1975	251
10.	Eric Banks	1979	237

Year-by-Year Punt Return Leaders

Year	Name	No.	Yds.	Avg.
1970	John Allen	32	285	8.9
1971	John Allen	31	181	5.9
1972	Murray Wood	9	300	30.0
1973	Leroy Jones	6	15	2.5
1974	Rufus Crawford	15	109	7.1
1975	Rufus Crawford	22	251	11.4
1976	Rufus Crawford	9	135	15.0
1977	Rufus Crawford	17	141	8.3
1978	Anthony Whitaker	12	85	7.1
1979	Eric Banks	16	237	14.8
1980	---	---	---	---
1981	Anthony Whitaker	18	114	6.3
1982	Kent Brown	10	71	7.1
1983	Kent Brown	19	131	6.8
1984	Kent Brown	7	144	20.6
1985	Daniel Boynton	18	195	10.8
1986	Daniel Boynton	12	210	17.5
1987	---	---	---	---
1988	Gary Martin	19	166	8.7
1989	Gary Martin	14	111	7.9
1990	Gary Martin	22	302	13.7
1991	AJ Cook	10	49	4.9
1992	Derrick Miller	22	290	13.2
1993	Derrick Miller	31	272	8.8
1994	Darren Thornton	19	187	9.8
1995	Darren Thornton	14	156	11.1
1996	Samuel Harrell	23	196	8.5
1997	Damon Thompson	19	178	9.4
1998	Damon Thompson	20	292	14.6
1999	Damon Thompson	30	410	13.7
2000	Damon Thompson	25	273	10.9
2001	Daniel Jenkins	7	47	6.7
2002	Omar Philmore	10	32	3.2
2003	PJ Berry	7	187	26.7

2004	PJ Berry	25	163	6.5
2005	PJ Berry	13	155	11.9
2006	Devon Wiggins	11	69	6.2
2007	Devon Wiggins	6	51	8.5
2008	Brian Berry	8	38	4.8
2009	Brian Berry	7	62	8.9
2010	Sean Smith	3	98	32.6
2011	Sean Smith	10	91	9.1
2012	Sean Smith	17	159	9.4
2013	Sean Smith	9	80	8.9

Career Leaders- Kickoff Return Yards

1.	Damon Thompson	1997-00	2,143
2.	Rufus Crawford	1988-93	1,312
3.	Daniel Boynton	1986-87	1,197
4.	PJ Berry	2003-07	1,079
5.	Samuel Harrell	2003-07	842
6.	Dion Futch	2010-Present	637
7.	Remus James	1990-94	634
8.	Brian Berry	2007-11	632
9.	Devon Wiggins	2006-07	629
10.	Anthony Whitaker	1977-79	281

Single-Season Leaders- Kickoff Return Yards

1.	Damon Thompson	1998	770
2.	Rufus Crawford	1975	692
3.	Rufus Crawford	1974	646
4.	Damon Thompson	2000	563
5.	Rufus Crawford	1976	556
6.	Samuel Harrell	1994	530
7.	PJ Berry	2005	516
8.	Damon Thompson	1999	465
9.	Daniel Boynton	1987	446
10.	Devon Wiggins	2006	432

Year-by-Year Kickoff Return Leaders

Year	Name	No.	Yds.	Avg.
1970	John Allen	6	103	12.1
1971	---	---	---	---
1972	Walter Dunn	11	150	13.6
1973	Robert Jones	8	194	24.2
1974	Rufus Crawford	23	646	28.0
1975	Rufus Crawford	29	692	23.9
1976	Rufus Crawford	25	556	23.2
1977	Rufus Crawford	18	403	22.4
1978	Anthony Whitaker	9	281	31.2
1979	James Scott	7	112	16.0
1980	---	---	---	---
1981	---	---	---	---
1982	Daniel Boynton	17	278	16.3
1983	Von Allen	12	270	22.5
1984	Andre Monroe	6	150	25.0
1985	Daniel Boynton	11	243	22.5
1986	Daniel Boynton	15	230	15.3
1987	Daniel Boynton	19	446	23.5
1988	---	---	---	---
1989	James Harrison	11	320	29.1
1990	Gary Martin	16	346	21.6
1991	Remus James	15	273	18.2
1992	Remus James	17	361	21.2
1993	Derrick Miller	15	208	13.9
1994	Samuel Harrell	29	530	18.3



Division II



we're game