

VALDOSTA STATE

GAME 10 • NOVEMBER 5, 2022

VALDOSTA STATE BLAZER FOOTBALL GAME NOTES

2022 Schedule/Results

9/1	#7 KEISER UNIVERSITY	W, 36-21
9/10	VIRGINIA UNION	L, 45-40
9/17	at Miles College	W, 55-7
9/24	at Shorter*	W, 34-30
10/1	at #21 Delta State*	L, 70-31
10/8	WEST ALABAMA*	L, 34-31
10/15	MISSISSIPPI COLLEGE*	L, 49-40
10/22	at #25 West Georgia*	L, 54-17
10/29	at North Greenville*	W, 58-37
11/5	#8 WEST FLORIDA*	7 p.m.
11/12	SHORTER (GSC Bracket Challenge)	3 p.m.
11/19	First Round NCAA Postseason	TBA
11/26	Second Round NCAA Postseason	TBA
12/3	Quarterfinal Round NCAA Postseason	TBA
12/10	Semifinal Round NCAA Postseason	TBA
12/17	National Championship (McKinney, Texas)	TBA

Blazers On The Air



Radio • TALK 92.1 FM
Spencer Van Horn, PXP
Wade Beale, color analyst

Streaming Audio/Video

FLOFOOTBALL Available from vstateblazers.com on the football schedule page

Live Stats • www.vstateblazers.com

Available from football schedule on vstateblazers.com

Blazers On The Internet

WWW.VSTATEBLAZERS.COM

The official website of Valdosta State Athletics is where you can find everything relating to the Blazer football team. There, you can find schedules, results, rosters, bios, statistics and game notes always will be up to date.

FACEBOOK/VALDOSTASTATEBLAZERS



Fans and media can stay up-to-date with releases, news and photo galleries on the official facebook fan page of Valdosta State Athletics

TWITTER/BLAZERATHLETICS



Followers of the blazerathletics twitter feed will have access to in-game up dates, scores from games, along with breaking news and schedule updates.

INSTAGRAM/VALDOSTASTATEATHLETICS



Fans can access social media content, graphics and more through Instagram for all of Valdosta State athletics at the above link.

BLAZERS HOST NATIONALLY RANKED WEST FLORIDA SATURDAY EVENING



BLAZERS
(4-5, 2-4 GSC)

In the Polls

AFCAD2Football NR/NR

Coaches

Head Coach Tremaine Jackson

School Record 4-5 (1st)

Career Record 14-8 (3rd)

Jackson vs. UWF 0-0

Rushing Att/Yds/TDs

Jamar Thompkins 90/600/4

Seth McGill 98/567/3

Passing Comp/Att/Yds/TDs

Ivory Durham 145/277/2126/20

Receiving Rec./Yds/TDs

B.K. Smith 35/559/5

Victor Talley 28/424/4

Tackles TT/TFL/Sacks/INT

Terrell Dudley 40/2/1/0

Phillip Starks 40/1/0/1



ARGONAUTS
(7-1, 5-1 GSC)

In the Polls

AFCAD2 Poll 8/8

Coaches

Head Coach Pete Shinnick

School Record 51-20 (7th)

Career Record 154-66 (21st)

vs. VSU 4-5

Rushing Att/Yds/TDs

Shomari Mason 101/800/7

Ra'veion Hargrave 64/532/2

Passing Comp/Att/Yds/TDs

Peewee Jarrett 104/196/19

Receiving Rec./Yds/TDs

David Durden 34/591/6

Caden Leggett 22/347/6

Tackles TT/TFL/Sacks/INT

Will Breland 50/2.5/1/0

Willie Jordan 48/3/0/1

Game: #10

Date: November 5, 2022

Location: Valdosta, Georgia

Time: 7 p.m.

Stadium: Bazemore-Hyder Stadium

Gameday Social Media

On Twitter: @BlazerAthletics

Facebook: @ValdostaStateBlazers

Live Stats: www.vstateblazers.com

Where to Listen / Watch

Radio: 92.1 FM WDDQ

Stream: FLOSports

Internet Radio: talk921.com

Series History

Series Record: VSU leads 4-2

Streaks: UWF W2

Last Five: VSU 3-2

First Meeting: VSU 40-28 (09/24/16)

Last Meeting: UWF 61-42 (11/13/21)

Last VSU win: 26-21 (11/09/19)

Last UWF win: 61-42 (11/13/21)

Largest VSU win: 48-21 (11/03/18)

Largest UWF win: 61-42 (11/13/21)

OPENING DRIVE

SETTING THE SCENE

The Valdosta State Blazers (4-5, 2-4 GSC) return home to host No. 8 West Florida in the Gulf South Conference regular season finale on Saturday at 7 p.m., at Bazemore-Hyder Stadium. VSU enters following a thrilling 58-37 victory at North Greenville last Saturday, while the Argonauts enter with a 7-1 mark overall and a 5-1 record in league play and have won five-straight games.

SETTING THE GSC WEEKLY SCENE

Delta State sits atop the league standings with a 9-0 record overall and a 6-0 mark in the GSC. The Statesmen are assured of at least a tie for the conference title, while DSU can win the league outright with a win Saturday over West Georgia and a VSU victory over West Florida. West Georgia is third in the standings with a 4-2 mark in league play and a 6-2 record overall. Mississippi College is 3-3 in the league and 4-5 overall and travels to West Alabama Saturday, who is one of three teams 2-4 in league play, along with VSU and North Greenville. UWA is 4-5 overall this season also. Shorter (0-6, 2-7 overall) entertains North Greenville (2-4, 3-6 overall). VSU can finish as high as tied for fourth with a win Saturday or as low as seventh based on how the rest of the league fairs.

FLOSPORTS

The Gulf South Conference enters its second year of a four-year agreement with FloSports to broadcast all GSC football games this fall. ALL VSU football home regular season and road conference livestream broadcasts will be available exclusively through FloSports. Fans can purchase a monthly membership for \$19.99 or an annual subscription for \$150 (\$12.50/month). The yearly membership is a saving of nearly \$90. Subscribe to FloSports at www.floports.tv/gulfsouth. The membership will include:

- Access to livestream broadcasts of ALL GSC football playing institutions
- Access to FloSports' weekly GSC Football studio show (in front of the pay wall)
- Access to FloSports produced features on GSC student-athletes
- Access to GSC championship tournament game broadcasts
- Access to other FloSports broadcasts

CALLING THE GAME

TALK 92.1 FM will broadcast the Blazer games all season long with Spencer Van Horn and Wade Beale having the call. Fans also can access the broadcast at www.talk921.com. In addition, Dave Garner and Taylor Biddle will have the call of all home games this season on the webstream, which can be accessed at vstateblazers.com on the football schedule page.

THOMPSONS CLOSING IN ON VSU RUSHING RECORD

With 109 yards on the ground in the win at North Greenville last Saturday, VSU senior running back Jamar Thompkins is just 126 yards from breaking the school-record of 4,115 career rushing yards held by former Blazer standout Cedric O'Neal (2012-2015). Thompkins has 519 carries for 3,989 yards with 34 rushing scores and an average of 7.7 yards per rush. Thompkins is fourth in school history in rushing touchdowns (34), while he is eighth in scoring with 222 points on 37 total touchdowns. Thompkins' 3,989 yards are good for fifth all-time in GSC history.

2022 Schedule/Opponents/Highlights



#7 KEISER UNIVERSITY
September 1
Valdosta, Georgia
W, 36-21

The Blazers struggled in the first half, trailing 7-6, but responded nicely in the second half, outscoring Keiser 30-14 for the 36-21 victory. VSU sophomore kicker Estin Thiele tied the school-record and GSC records for made field goals in a game, going 5 for 5, while he was 3 for 3 in extra-points, scoring 18 points. Coach Tremaine Jackson won his first game as a Blazer.



VIRGINIA UNION
September 10
Valdosta, Georgia
L, 45-40

A blistering running attack from Jada Byers proved to be too much as Virginia Union posted a 45-40 upset victory over the Blazers as each team won on the opponents home field in the two game series in 2021 and 2022. Byers rushed for 319 yards setting a new Bazemore-Hyder Stadium record.



at Miles College
September 17
Fairfield, Alabama
W, 55-7

After a slow start with a 7-0 lead through the first quarter, the Blazers exploded for a 55-7 victory in the first meeting between the two teams. Senior quarterback Ivory Durham threw a career-high six touchdown passes to five different receivers, while VSU tallied 700 yards of offense for the second-most output in school history and held Miles College to just 184 yards of offense.



at Shorter
September 24
Rome, Georgia
W, 34-30

VSU battled back from a dismal first half and 17-3 deficit for a 34-30 victory at Shorter Saturday. The Blazers outscored SU 31-13 in the final two quarters, including 21-6 in the third quarter. Senior Seth McGill finished with 144 yards on 12 carries and a touchdown. The Blazers had just 12 yards of offense in the first quarter and finished with 413 yards for the game.



at #21 Delta State
October 1
Cleveland, Mississippi
L, 70-31

The upset-minded Statesmen dominated from the get go as they scored touchdowns on every possession minus a pair of kneel downs to end the half and the game en route to the 70-31 victory. VSU was led by two touchdown catches from freshman Ted Hurst and quarterback Ivory Durham had two touchdown passes, along with one from running back Seth McGill.



WEST ALABAMA
October 8
Valdosta, Georgia
L, 34-31

The Blazers started out with 14-0 lead behind a great opening drive and then scored on a blocked punt. From there, UWA kept chipping away and outscored the Blazers 13-3 in the second quarter for a 20-17 lead at intermission. The Blazers regained the lead midway through the third quarter, but trailed early in the fourth by ten before cutting it to three late.



MISSISSIPPI COLLEGE
October 15
Valdosta, Georgia
L, 49-40

Another quick start by VSU gave the Blazers a 10-7 lead through one quarter, but MC used a 21-7 second quarter for a 28-17 lead at the break, before VSU rallied late pulling within 49-40. The game had 1,261 yards of total offense between the two teams and 903 yards on the ground between both schools. VSU dropped its third-straight game for the first time since 2013.



at #25 West Georgia
October 22
Carrollton, Georgia
L, 54-17

West Georgia used a 27-0 second half to pull away from visiting VSU in the annual Peach Basket game for a 54-17 final margin. The Blazers were within 20-17 late in the second quarter, but a turnover on downs and a final touchdown by UWG pushed the lead to ten and VSU never recovered.



at North Greenville
October 29
Tigerville, South Carolina
W, 58-37

The Blazers battled back from a 28-14 deficit at halftime and outscored North Greenville 44-9 in the second half to stop a four-game losing skid. VSU held NGU under 100 yards rushing, while the Blazers posted 534 yards of offense for the game on 226 yards on the ground and 308 through the air. VSU improved to 4-0 all-time against NGU.



#8 WEST FLORIDA
November 5
Valdosta, Georgia
7 p.m.



SHORTER
November 12
Valdosta, Georgia
3 p.m.

The Blazers when . . .

	In 2022	Jackson Record*
Following a loss	2-3	5-3
At home	1-3	7-4
On the road	3-2	7-4
Neutral site	0-0	0-0
Against League Opponents	2-4	11-7
vs. Non-Conference Opponents	2-1	3-1
vs. Ranked teams	1-2	2-2
vs. In-State teams	1-1	4-3
In the NCAA Playoffs	0-0	0-0
On natural grass	0-1	1-2
On artificial turf	4-4	13-6
In day games	2-2	10-5
In home day games	0-2	4-3
In road day games	2-0	6-2
In night games	2-3	4-3
In neutral site games	0-0	0-0
In August	0-0	0-0
In September	3-1	6-1
In October	1-4	6-7
In November	0-0	2-0
In December	0-0	0-0
Leading after 1st quarter	2-3	8-3
Trailing after 1st quarter	2-2	4-5
Tied after 1st quarter	0-0	2-0
Leading after 2nd quarter	1-0	8-1
Trailing after 2nd quarter	3-5	5-7
Tied after 2nd quarter	0-0	1-0
Leading after 3rd quarter	3-0	11-1
Trailing after 3rd quarter	1-5	2-7
Tied after 3rd quarter	0-0	1-0
In overtime	0-0	1-1
VSU scores first	2-3	7-3
Opponent scores first	2-2	7-5
VSU has first possession	1-3	6-5
Opponent has first possession	3-2	8-3
VSU has more turnovers	0-3	5-5
VSU has fewer turnovers	2-0	6-1
Turnovers are the same	2-2	3-2
VSU scores 0-10 points	0-0	1-2
VSU scores 11-20 points	0-1	1-2
VSU scores 21-30 points	0-0	2-0
VSU scores 31-40 points	2-4	3-4
VSU scores 41-50 points	0-0	1-0
VSU scores 51-60 points	2-0	6-0
VSU scores 60-plus points	0-0	0-0
Opponent scores 0-10 points	1-0	7-0
Opponent scores 11-20 points	0-0	2-1
Opponent scores 21-30 points	2-0	3-2
Opponent scores 31-40 points	1-1	2-1
Opponent scores 41-50 points	0-2	0-2
Opponent scores 51-60 points	0-1	0-1
Opponent scores 60-plus points	0-1	0-1
VSU 0-100 yards rushing	0-1	2-2
VSU 101-200 yards rushing	2-2	3-4
VSU 201-300 yards rushing	1-1	6-1
VSU over 301-400 yards rushing	1-1	3-1
VSU over 400 yards rushing	0-0	0-0
Opponent negative rushing yards	0-0	0-0
Opponent 0-100 yards rushing	1-0	8-2
Opponent 101-200 yards rushing	2-0	5-1
Opponent 201-300 yards rushing	1-2	1-2
Opponent over 400 yards rushing	0-3	0-3
VSU 0-100 yards passing	0-0	0-0
VSU 101-200 yards passing	0-0	3-0
VSU 201-300 yards passing	2-3	7-6
VSU 301-400 yards passing	2-2	4-2
VSU 401-500 yards passing	0-0	0-0
VSU 500-plus yards passing	0-0	0-0
Opponent 0-100 yards passing	1-2	3-2
Opponent 101-200 yards passing	0-1	5-4
Opponent 201-300 yards passing	2-0	4-0
Opponent 301-400 yards passing	1-1	2-1
Opponent 401-500 yards passing	0-1	0-1
Opponent 500-plus yards passing	0-0	0-0
VSU gains 0-100 net yards	0-0	0-0
VSU gains 101-200 net yards	0-0	0-0
VSU gains 201-300 net yards	0-0	0-1
VSU gains 301-400 net yards	0-2	4-4
VSU gains 401-500 net yards	2-1	3-1
VSU gains 501-600 net yards	1-1	6-1
VSU gains plus-600 net yards	1-1	1-1
Opponent gains 0-100 net yards	0-0	1-0
Opponent gains 101-200 net yards	1-0	3-0
Opponent gains 201-300 net yards	0-0	5-2
Opponent gains 301-400 net yards	1-0	1-1
Opponent gains 401-500 net yards	2-1	3-1
Opponent gains 501-plus net yards	0-4	1-4
VSU commits 0-5 penalties	2-2	3-3
VSU commits 6-10 penalties	1-3	8-5
VSU commits 11+ penalties	1-0	3-0
Opponent commits 0-5 penalties	2-0	9-2
Opponent commits 6-10 penalties	2-4	4-5
Opponent commits 11+ penalties	0-1	1-1
VSU leads in time of possession	1-1	3-2
VSU trails in time of possession	3-4	11-6

*Includes Record at Colorado Mesa

2022 GSC Standings

	Conf.	Pct.	Overall	Pct.	Streak
Delta State	6-0	1.000	9-0	1.000	W9
West Florida	5-1	.833	7-1	.875	W5
West Georgia	4-2	.667	6-2	.750	W3
Mississippi Coll.	3-3	.500	4-5	.444	L2
Valdosta State	2-4	.333	4-5	.444	W1
West Alabama	2-4	.333	4-5	.444	L3
North Greenville	2-4	.333	3-6	.333	L1
Shorter	0-6	.000	2-7	.222	L7

2022 Gulf South Conference Weekly Schedule

October 29, 2022

North Greenville at Shorter.....	12 p.m.
West Georgia at Delta State	3 p.m. ET
Mississippi College at West Alabama.....	3 p.m. ET
West Florida at Valdosta State.....	7 p.m.

VSU Football History

First Year of Football	1982 (40th year)
Overall All-Time Record	320-134-4 (.703)
Number of Years in National Playoffs (Division II)	18
Last Postseason Playoff Opponent • vs. Ferris State (12/18/21) • Lost 58-17 • NCAA National Championship	
All-Time GSC Record	208-91-3 (.694)
All-Time NCAA Postseason Record	29-13 (.690)
All-Time NCAA Postseason Appearances '94, '96, '00', '01, '02, '03, '04, '05, '07, '08, '10, '12, '14, '15, '16, '18, '19, '21	
GSC Titles	9 (1996, 2000, '01, '02, '04, '10, '18, '19, '21)
NCAA Championships	4 (2004, 2007, 2012, 2018)
14-Win Seasons	2 (2002, 2018)
13-Win Seasons	2 (2004, 2007)
12-Win Seasons	3 (2001, 2012, 2021)
11-Win Seasons	1 (1994)
10-Win Seasons	4 (1996, 2003, 2014, 2019)
Winning Seasons	32
Non-Losing Seasons	3 (1982, 1989, 1990)
Most Consecutive Wins (One Season)	14 (2002, 2018)
Most Consecutive Wins (Total)	25 (2017-19)
Most Consecutive Games w/o a Loss	25 (2017-19)

GSC PRESEASON POLL

Rk.	Team	1st Pl.	Pts.
1.	Valdosta State	6	48
2.	West Florida	2	43
3.	West Georgia	-	38
4.	West Alabama	-	29
5.	Delta State	-	26
6.	Mississippi College	-	17
7.	North Greenville	-	16
8.	Shorter	-	7

ALL-GSC PRESEASON TEAM

OFFENSE	DEFENSIVE
QB - Ivory Durham, VSU	DL - Tim Williams, DSU
RB - Seth McGill, VSU	DL - Marzavion Dix, UWG
RB - Shomari Mason, UWF	DL - Kwame Livingston, NGU
AP - Jamar Thompkins, VSU	DL - Bryan Rice, SU
WR - David Durden, UWF	LB - Jameon Gaskin, VSU
WR - Dohnte Meyers, DSU	LB - De'Iveon Donald, NGU
WR - Larry Rembert, UWF	LB - Kee Whetzel, UWF
WR - Darius Nalls, UWA	LB - Michael Anderson, UWA
TE - Kyle Morlock, SU	DB - Deontae Overstreet, UWG
C - Dalton Simpler, UWF	DB - Shamar Lewis, UWA
OG - Keyshawn Jennings, DSU	DB - Shannon Showers, UWF
OG - Juan Angoi, UWF	DB - Nick Walker, MC
OT - Jacob Bruce, UWF	
OT - Jeremiah Campbell, VSU	
SPECIAL TEAMS	
K - Estin Thiele, VSU	UTL - Joe Skinner, UWG
P - Myles Prosser, NGU	UTL - Cody Myers MC

FIRST AND TEN

40TH ANNIVERSARY SEASON

Saturday's game marks the 40th Anniversary Game for the Blazers as first head coach Jim Goodman, along with numerous players from his tenure are back in Tilletown this weekend. Goodman was hired in 1981 and put together a team in ten months and the inaugural team went 5-5-1 in 1982, including a stunning upset victory versus Troy State in the first Blazer home game in front of a crowd of over 9,300. Goodman coached for the Blazers for three seasons (1982-1984), before becoming Athletic Director in 1985. Coach Goodman, thank you for your work in laying the foundation for Blazer Football and welcome home!

TALLEY AND GAYDEN HONORED

Blazer graduate students Michael Gayden and Victor Talley earned GSC Player of the Week honors after standout performances last week in the thrilling 58-37 victory at North Greenville. Gayden was named Defensive Player of the Week after helping to hold NGU under 100 yards on the ground in the game (99) and he finished with four total tackles – two solo stops, 1.5 tackles for loss for five yards, one sack for three yards, one quarterback hurry and his first interception as a Blazer. Talley had six catches for 109 yards and two touchdowns Saturday, as the two touchdowns marked a season-high as did his six receptions. Talley also had one punt return for 18 yards and blocked a punt as sophomore teammate Council Allen recovered the blocked punt in the end zone for a touchdown.

ALL-PURPOSE MCGILL

Along with Thompkins in the backfield, the Blazers also utilize senior Seth McGill who is second on the team in rushing with 661 rushing yards. McGill has four rushing touchdowns in a team-high 116 carries, while he ninth nationally and second in the GSC in all-purpose yards at 160.89 per game. McGill is fourth in the GSC in kickoff return yards at 24.2 yards per return. For McGill's storied career, he is fifth all-time in rushing yards with 3,212 and 41 rushing touchdowns, while are good for second all-time in program history. McGill is sixth all-time in scoring with 264 points on 44 total touchdowns and has thrown two touchdowns this season on a perfect 2 for 2 passing. He also has 43 kickoff returns for 1085 yards and leads the school record book at 25.2 yards per kick return.

ON THIS DATE

The Blazers are 2-2-1 all-time on November 5 and last played on this date in 2016 with a 37-22 victory at West Alabama. VSU is 1-1 at home on this date and 1-1-1 on the road. VSU downed Kentucky State on this date in 1983 with a 32-20 victory in Valdosta, marking the first game on this date in program history.

GUARDIAN BANK PLAYERS OF THE GAME

This season each game a number of players will be selected as the Guardian Bank Players of the Game. Below is the list of each Guardian Bank Players of the Game from each contest this season.

- Keiser - Akil Lampley, Davie Henderson and Estin Thiele
- Virginia Union - B.K Smith and Phillip Starks
- Miles - Ivory Durham and Terrell Dudley
- Shorter - Seth McGill and Jameon Gaskin
- Delta State - Ted Hurst and Sean Colman
- West Alabama - Victor Talley and Michael Gayden
- Mississippi College - Jamar Thompkins and Jackson Bull
- West Georgia - Jamar Thompkins and Ted Hurst
- North Greenville - Victor Talley and Michael Gayden

INSIDE THE SERIES WITH WEST FLORIDA

The Blazers are 4-2 all-time against West Florida, winning the first four matchups, while the Argos have won the last two, including a 61-42 win last season in Pensacola, Fla., and won a 38-35 heartbreaker in the NCAA Second Round in 2019 in Valdosta. VSU is 2-1 at home against West Florida.

NATIONALLY SPEAKING

The Blazers are 20th nationally in passing offense at 277.6 yards per game for second in the GSC, while the team is 18th nationally in rushing offense at 210.2 yards per game for fourth in the league. The Blazers are 16th nationally in scoring offense at 38.0 points per game for fourth in the league, while they are fifth nationally and second in the league in total offense at 487.8 yards per game. VSU is 11th nationally and second in the league in red zone offense at a 0.905 clip, while the team is third nationally in sacks allowed with just three all season for a 0.33 clip and second in the GSC. VSU is 19th nationally in tackles for loss allowed at 4.33 per game for fifth in the league. The Blazers are tied for the league-lead in blocked kicks with four for 28th nationally.

DURHAM RANKS HIGH

Senior quarterback Ivory Durham has had another outstanding season as he is eighth nationally in passing touchdowns (24) to lead the league, while he is 14th nationally in passing yards (2,384) for best in the GSC, 17th nationally in passing yards per game (264.9) for second in the league, 16th nationally in passing yards per completion (14.72) for second in the league, while he is tenth nationally in total offense at 309.9 yards per game for tops in the league. Durham is 16-7 as a starting quarterback for his career and is third in school history in total offense yards with 8599, while he is seventh in completions (445) and fifth in passing touchdowns (66). He is tied for sixth in rushing touchdowns (26) as Durham is 445 of 780 all-time passing with 19 interceptions and 6,418 yards for fifth all-time.

GOOD FROM THIELE

Sophomore kicker Estin Thiele is fourth nationally in field goals per game at a 1.44 clip for tops in the GSC. He is fourth in the league in field goal percentage at a 0.722 clip making 13 of 18 field goals this year and 37 of 38 in extra-points. Thiele has 26 kickoffs for 1667 yards and 21 punts for 757 yards and a 36.0 average. For his career, Thiele is 27 of 36 in field goals and 110 of 112 in extra-points for 191 points. He is just 11 points shy of the top ten all-time in school history in scoring (202).

A VICTORY OVER WEST FLORIDA WOULD . . .

- Give VSU a 5-5 record for 2022
- Give VSU a 3-4 record in the GSC for 2022
- Give VSU a 72-64-2 record all-time against ranked teams and a 1-2 mark against ranked foes in 2022
- Give VSU a 3-2-1 record all-time on November 5 and a 2-1 record in Valdosta
- Be the 321st victory in program history (320-134-4)
- Give VSU its 209th Gulf South Conference victory (208-92-3)
- Give VSU a 5-0 record against West Florida and snap a two-game skid against the Argos

Tale of the Tape



	VSU	UWF
SCORING	342	350
Points Per Game	38.0	43.8
Points Off Turnovers	33	59
FIRST DOWNS	212	189
Rushing	96	111
Passing	96	64
Penalty	20	14
RUSHING YARDAGE	1892	2053
Yards gained rushing	2033	2118
Yards lost rushing	141	65
Rushing attempts	320	283
Average Per Rush	5.9	7.3
Average Per Game	210.2	256.6
TDs Rushing	15	23
PASSING YARDAGE	2498	1665
Comp-Att-Int	165-307-6	113-211-6
Average Per Pass	8.1	7.9
Average Per Catch	15.1	14.7
Average Per Game	277.6	208.1
TDs Passing	26	20
TOTAL OFFENSE	4390	3718
Total Plays	627	494
Average Per Play	7.0	7.5
Average Per Game	487.8	464.8
KICK RETURNS: #-Yards	36-816	23-588
PUNT RETURNS: #-Yards	12-123	14-191
INT RETURNS: #-Yards	6-102	8-78
KICK RETURN AVERAGE	22.7	25.6
PUNT RETURN AVERAGE	10.2	13.6
INT RETURN AVERAGE	17.0	9.8
FUMBLES-LOST	10-5	9-8
PENALTIES-Yards	58-559	52-531
Average Per Game	62.1	66.4
PUNTS-Yards	27-950	18-759
Average Per Punt	35.2	42.2
Net punt average	32.2	40.7
KICKOFFS-Yards	60-3473	62-3782
Average Per Kick	57.9	61.0
Net kick average	38.5	39.9
TIME OF POSSESSION/Game	27:54	30:04
3RD-DOWN Conversions	49/114	35/75
3rd-Down Pct.	43%	47%
4TH-DOWN Conversions	7/17	4/6
4th-Down Pct	41%	67%
SACKS BY-YARDS	7-39	14-71
MISC YARDS	0	0
TOUCHDOWNS SCORED	43	45
FIELD GOALS-ATTEMPTS	13-18	11-13
ON-SIDE KICKS	0-4	0-0
RED-ZONE SCORES	(38-42) 90%	(40-46) 87%
RED-ZONE TOUCHDOWNS	(28-42) 67%	(30-46) 65%
PAT-ATTEMPTS	(37-38) 97%	(45-45) 100%

AFCA TOP 25 POLL

October 31, 2022	Rec.	Pts.	Prv.
1. Grand Valley State (28)	9-0	748	1
2. Angelo State (2)	9-0	720	2
3. Shepherd	9-0	677	3
4. Ouachita Baptist	9-0	652	4
5. Pittsburg State	9-0	632	5
6. Delta State	9-0	583	8
7. Ferris State	7-1	573	7
8. West Florida	7-1	512	9
9. Benedict	9-0	456	15
10. Slippery Rock	8-1	453	T-13
11. Northwest Missouri State	7-2	446	T-13
12. Colorado School of Mines	7-2	379	16
13. Davenport	8-0	376	18
14. Ashland	7-1	348	6
15. Indianapolis	7-1	334	17
16. Virginia Union	8-1	276	10
17. Harding	7-2	248	21
17. Indiana (Pa.)	7-1	248	11
19. West Georgia	6-2	223	24
20. Wingate	8-1	190	NR
21. Truman State	7-1	143	NR
22. Newberry	7-2	138	12
23. Emporia State	7-2	80	NR
24. Minnesota State	7-2	68	NR
25. Sioux Falls	7-2	46	19

Others Receiving Votes: Texas A&M-Kingsville, 42; Albany St. (Ga.), 31; Henderson St. (Ark.), 26; Winona St. (Minn.), 26; Saginaw Valley St. (Mich.), 13; Assumption (Mass.), 12; Kutztown (Pa.), 12; Notre Dame (Ohio), 9; Wayne St. (Neb.), 9; Bemidji St. (Minn.), 8; Tusculum (Tenn.), 4; Colorado St.-Pueblo, 3; Lenoir-Rhyne (N.C.), 3; New Haven (Conn.), 3.

D2FOOTBALL.COM

October 31, 2022	Rec.	LW
1. Grand Valley State	9-0	1
2. Angelo State	9-0	2
3. Ouachita Baptist	9-0	3
4. Pittsburg State	9-0	4
5. Ferris State	7-1	5
6. Shepherd	9-0	6
7. Delta State	9-0	7
8. West Florida	7-1	8
9. Colorado School of Mines	7-2	10
10. Slippery Rock	8-1	13
11. Northwest Missouri State	7-2	14
12. Benedict	9-0	15
13. Ashland	7-1	9
14. Minnesota State	7-2	NR
15. Virginia Union	8-1	11
16. Indiana (Pa.)	7-1	12
17. Harding	7-2	17
18. Indianapolis	7-1	21
19. Davenport	8-0	24
20. Emporia State	7-2	NR
21. Wingate	8-1	NR
22. Bemidji State	7-2	NR
23. Albany State	7-2	24
24. West Georgia	6-2	NR
25. Truman State	7-1	NR

BLAZER TOP 25 HISTORY...

Last Time Ranked in the AFCA Top 25 Sept. 26, 2022
 Last Time Ranked in the AFCA Top 10 Sept. 5, 2022
 All-time weeks Ranked in the AFCA Top 25 283
 All-time weeks Ranked in the AFCA Top 10 184
 All-time weeks Ranked in the AFCA Top 5 131
 Highest Ranking All-Time.....1st (41 times)
 vs. Top 25 in 2022 1-2
 vs. Top 25 all-time 71-63-2
 vs. GSC 30-54-2
 at home 40-26-1
 on the road 26-35-1
 neutral sites 5-3

VALDOSTA STATE 2022 WEEK-BY-WEEK IN THE POLLS

DATE	AFCA	D2	SR2
Preseason	3rd	2nd	--
September 5	3rd	2nd	--
September 12	15th	14th	--
September 19	15th	13th	--
September 26	13th	16th	--
October 3	RV	--	--
October 10	--	--	--
October 17	--	--	--
October 24	--	--	--
October 31	--	--	--
November 7			
November 14			
December 19			

2022 Valdosta State Blazer Superlatives

2022 INDIVIDUAL SUPERLATIVES

Rushes	21	Jamar Thompkins at North Greenville (Oct 29)
Yards Rushing	144	Seth McGill at Shorter (Sep 24)
TD Rushes	2	Ivory Durham at Shorter (Sep 24)
Long Rush	75	Ivory Durham vs. Mississippi College (Oct 15)
Pass Attempts	57	Ivory Durham vs. Virginia Union (Sep 10)
Pass Completions	37	Ivory Durham vs. Virginia Union (Sep 10)
Yards Passing	359	Ivory Durham at Miles College (Sep 17)
TD Passes	6	Ivory Durham at Miles College (Sep 17)
Long Pass	75	Ivory Durham at Miles College (Sep 17)
Receptions	8	B.K. Smith vs. Virginia Union (Sep 10)
Yards Receiving	148	B.K. Smith vs. Mississippi College (Oct 15)
TD Receptions	3	B.K. Smith vs. Virginia Union (Sep 10)
Long Reception	75	Council Allen at Miles College (Sep 17)
Field Goals	5	Estin Thiele vs. Keiser (Sep 01)
Long Field Goal	45	Estin Thiele vs. Keiser (Sep 01)
Punts	4	3x; Last, Estin Thiele at Delta State (Oct 01)
Punting Average	45.0	Estin Thiele vs. West Alabama (Oct 08)
Long Punt	58	Estin Thiele vs. West Alabama (Oct 08)
Punts Inside 20	2	Estin Thiele at Shorter (Sep 24)
	2	Estin Thiele vs. Mississippi College (Oct 15)
Long Punt Return	25	Akil Lampley vs. West Alabama (Oct 08)
	25	Travon Roberts at North Greenville (Oct 29)
Long Kickoff Return	47	Seth McGill at Delta State (Oct 01)
Tackles	12	4x; Last, Terrell Dudley at West Georgia (Oct 22)
Sacks	2.0	Brian Rattery at North Greenville (Oct 29)
Tackles For Loss	2.0	Terrell Dudley at Miles College (Sep 17)
	2.0	Brian Rattery at North Greenville (Oct 29)
Interceptions	1	6x; Last, Michael Gayden at North Greenville (Oct 29)

2022 TEAM SUPERLATIVES

Rushes	49	at North Greenville (Oct 29)
Yards Rushing	341	at Miles College (Sep 17)
Yards Per Rush	9.0	at Miles College (Sep 17)
TD Rushes	4	at Shorter (Sep 24)
Pass Attempts	58	vs. Virginia Union (Sep 10)
Pass Completions	35	vs. Virginia Union (Sep 10)
Yards Passing	359	at Miles College (Sep 17)
Yards Per Pass	13.3	at Miles College (Sep 17)
TD Passes	6	at Miles College (Sep 17)
Total Plays	86	vs. Virginia Union (Sep 10)
Total Offense	700	at Miles College (Sep 17)
Yards Per Play	10.8	at Miles College (Sep 17)
Points	58	at North Greenville (Oct 29)
Sacks By	4	at North Greenville (Oct 29)
First Downs	30	vs. Virginia Union (Sep 10)
Penalties	11	at North Greenville (Oct 29)
Penalty Yards	89	at North Greenville (Oct 29)
Turnovers	2	3x; Last, at West Georgia (Oct 22)
Interceptions By	3	vs. Keiser (Sep 01)
Punts	5	at North Greenville (Oct 29)
Punting Average	45.0	vs. West Alabama (Oct 08)
Long Punt	58	vs. West Alabama (Oct 08)
Punt Inside 20	2	at Shorter (Sep 24)
	2	vs. Mississippi College (Oct 15)
Long Punt Return	25	vs. West Alabama (Oct 08)
	25	at North Greenville (Oct 29)

OPPONENT INDIVIDUAL SUPERLATIVES

Rushes	32	Jada Byers vs. Virginia Union (Sep 10)
Yards Rushing	319	Jada Byers vs. Virginia Union (Sep 10)
TD Rushes	3	3x; Last, Jaxton Carson at West Georgia (Oct 22)
Long Rush	76	Marcus Williams vs. Mississippi College (Oct 15)
Pass Attempts	42	Shea Spencer vs. Keiser (Sep 01)
Pass Completions	26	Patrick Shegog at Delta State (Oct 01)
	26	Harrison Frost at West Georgia (Oct 22)
Yards Passing	346	Patrick Shegog at Delta State (Oct 01)
TD Passes	4	Patrick Shegog at Delta State (Oct 01)
	4	Harrison Frost at West Georgia (Oct 22)
Long Pass	64	Harrison Frost at West Georgia (Oct 22)
	64	Dylan Ramirez at North Greenville (Oct 29)
Receptions	10	Tyler Hamilton at North Greenville (Oct 29)
Yards Receiving	107	Demetrius McKelvey at North Greenville (Oct 29)
TD Receptions	2	Tremel Withrow at Delta State (Oct 01)
	2	Terrill Cole at West Georgia (Oct 22)
Long Reception	64	Zay Britt at West Georgia (Oct 22)
	64	Demetrius McKelvey at North Greenville (Oct 29)
Field Goals	2	Gabriel Dunkle vs. West Alabama (Oct 08)
Long Field Goal	41	Brent Bardenwerper at Shorter (Sep 24)
	41	Gabriel Dunkle vs. West Alabama (Oct 08)
Punts	8	Myles Prosser at North Greenville (Oct 29)
Punting Average	49.5	Myles Prosser at North Greenville (Oct 29)
Long Punt	59	Myles Prosser at North Greenville (Oct 29)
Punts Inside 20	3	Brady Spradlin at Miles College (Sep 17)
Long Punt Return	23	Robbie Evans at Delta State (Oct 01)
Long Kickoff Return	60	Wendol Philord vs. Keiser (Sep 01)
Tackles	14	Ephram Moore vs. Virginia Union (Sep 10)
Sacks	1	Bruce Guyton at Shorter (Sep 24)
	1	Jamal Ellis vs. West Alabama (Oct 08)
Tackles For Loss	2.5	Jamal Ellis vs. West Alabama (Oct 08)
Interceptions	1	6x; Last, Kenny Satterwhite at West Georgia (Oct 22)

OPPONENT TEAM SUPERLATIVES

Rushes	61	vs. Mississippi College (Oct 15)
Yards Rushing	598	vs. Mississippi College (Oct 15)
Yards Per Rush	9.8	vs. Mississippi College (Oct 15)
TD Rushes	6	vs. Mississippi College (Oct 15)
Pass Attempts	42	vs. Keiser (Sep 01)
Pass Completions	34	at Delta State (Oct 01)
Yards Passing	416	at Delta State (Oct 01)
Yards Per Pass (min. 5 att.)	10.9	at Delta State (Oct 01)
TD Passes	5	at Delta State (Oct 01)
Total Plays	89	at Delta State (Oct 01)
Total Offense	703	at Delta State (Oct 01)
Yards Per Play	10.1	vs. Mississippi College (Oct 15)
Points	70	at Delta State (Oct 01)
Sacks by	1	at Shorter (Sep 24)
	1	vs. West Alabama (Oct 08)
First Downs	37	at Delta State (Oct 01)
Penalties	11	vs. Virginia Union (Sep 10)
Penalty Yards	125	vs. Virginia Union (Sep 10)
Turnovers	3	vs. Keiser (Sep 01)
Interceptions By	2	vs. West Alabama (Oct 08)
Punts	11	at Miles College (Sep 17)
Punting Average	44.0	vs. Virginia Union (Sep 10)
	44.0	at North Greenville (Oct 29)
Long Punt	59	at North Greenville (Oct 29)
Punt Inside 20	3	at Miles College (Sep 17)
Long Punt Return	9	at Miles College (Sep 17)

2022 Valdosta State Blazer Football Rosters

Alphabetical Roster			No.	Name	Pos	Ht	Wt	Yr	Hometown	High School	Previous School
8	Council Allen	WR	0	Dwayne Thompson, II	DB	6-1	192	Sr.	Farmington Hills, Mich.	West Bloomfield HS	Indiana State
62	Izaiah Anderson	OL	1	Travon Roberts	WR	5-10	158	R-Sr.	Miami, Fla.	Miami Norland HS	
95	Dallas Anthony	DL	2	B.K. Smith	WR	5-10	185	Gr.	Louisville, Ky.	Male HS	Western Kentucky
53	Kenley-Mary Asse	OL	3	Jackson Bull	LB	6-0	183	Sr.	Fleming Island, Fla.	Fleming Island HS	
	Julian Baldi	LB	4	Davie Henderson	WR	6-2	180	Gr.	Winter Haven, Fla.	Winter Haven HS	Duquesne
80	James Barnes	WR	5	Kieran Turner	WR	5-9	187	Gr.	Orange Park, Fla.	Ridgeview HS	Presbyterian College
	Nyshun Bell	DB	7	Sean Colman	DB	6-1	170	R-So.	Ackworth, Ga.	Allatoona HS	Chattahoochee Tech
32	Jordan Billups	DB	8	Council Allen	WR	5-10	169	So.	Hialeah, Fla.	American Senior HS	
97	Jaden Blount	DL	9	Ivory Durham	QB	5-11	204	Sr.	Jacksonville, Fla.	Raines HS	
42	Aree Booker	LB	10	Eric Ross	DB	5-10	190	Jr.	Lithonia, Ga.	Arabia Mountain HS	
27	Montae Boyd	DB	11	Seth Smith	QB	6-2	196	Fr.	Spartanburg, S.C.	Spartanburg HS	Marshall
54	Larry Brooks	DL	12	Sammy Edwards	QB	6-2	188	So.	St. Augustine, Fla.	St. Augustine HS	
	Chris Bruglio	DL	13	Victor Talley	WR	6-5	213	Gr.	Brunswick, Ohio	Brunswick HS	Slippery Rock
50	Brett Buckridge	LS	14	Jhonny Quest	DB	5-10	186	Gr.	Tampa, Fla.	Armwood HS	Marist
3	Jackson Bull	LB	15	Justin Jeffery	WR	6-1	183	Gr.	Richmond Hill, Ga.	Richmond Hill HS	Charlotte
	Rodney Bullard	WR	16	Micah Dennis	DB	5-9	186	Gr.	Frisco, Texas	Independence HS	Bucknell
56	Torren Calhoun	DL	19	Marcel Williams	DB	5-9	180	So.	Miami, Fla.	Carol City HS	
52	Jeremiah Campbell	OL	20	Jamar Thompkins	RB	5-11	205	Sr.	Miami, Fla.	Coral Gables HS	
	Andrew Carner	RB	21	Phillip Starks	LB	5-11	210	So.	Jacksonville, Fla.	Sandalwood HS	
24	James Chaney	RB	22	La'Darius Henry	DB	6-2	160	So.	St. Petersburg, Fla.	Gibbs HS	Florida Atlantic
63	Kody Chisholm	OL	24	Bud Chaney	RB	5-11	204	So.	Lehigh Acres, Fla.	Lehigh Acres HS	
40	Deion Coleman	LB	25	Jordan Jones	LB	6-0	185	R-Fr.	Thomasville, Ga.	Thomasville Central HS	
7	Sean Colman	DB	26	Ravarius Rivers	DB	6-1	201	R-Jr.	Ellenwood, Ga.	Martin Luther King HS	
59	Demetrius Cooley	OL	27	Montae Boyd	DB	6-0	168	So.	Snellville, Ga.	Shiloh HS	Presbyterian College
31	Travis Cooper	DB	28	Aaron Dawson	DB	5-10	164	Jr.	Cross City, Fla.	Dixie County HS	
48	Isaiah Curry	DL	30	Seth McGill	RB	5-9	193	Sr.	Miami Gardens, Fla.	Miami Central HS	
	Jalan Davis	TE	31	Travis Cooper	DB	6-1	164	So.	Tallahassee, Fla.	Godby HS	
28	Aaron Dawson	DB	32	Jordan Billups	DB	5-8	176	R-Fr.	Kingsland, Ga.	Camden County HS	
58	Juan De La Torre	OL	33	Travis Tisdale	RB	5-9	179	So.	Valdosta, Ga.	Lowndes HS	Kentucky
94	Damien Deloney	DL	34	Darrien Young	DB	5-10	186	So.	Katy, Texas	Morton Ranch HS	Colorado Mesa
16	Micah Dennis	DB	35	Julian Baldi	LB	6-1	230	Sr.	Clearwater, Fla.	Clearwater Academy	Ellsworth CC
41	Terrell Dudley	LB	36	Akil Lampley	LB	6-2	198	R-Fr.	Jacksonville, Fla.	Snadalwood HS	
45	Jaylen Dunbar	LB	37	La'Ken Nettles	DB	5-11	182	So.	Atlanta, Ga.	Alcovy HS	
9	Ivory Durham	QB	38	Tanjuanico Gelin	RB	5-8	180	R-Fr.	Thomasville, Ga.	Thomasville HS	
12	Sam Edwards	QB	39	Daniel Jean	DB	5-11	185	Fr.	Miami Gardens, Fla.	Western HS	
86	Jackson Epes	TE	40	Deion Coleman	LB	6-2	232	So.	St. Petersburg, Fla.	Gibbs HS	Iowa Central CC
57	Andrew Farley	DL	41	Terrell Dudley	LB	6-0	213	Fr.	Tallahassee, Fla.	Lincoln HS	
	Isaiah Flowers	RB	42	Aree Booker	LB	5-11	213	So.	Orange, N.J.	DePaul Catholic HS	Morgan State
	Javarius Franklin	WR	43	Estin Thiele	K	6-1	185	So.	St. Augustine, Fla.	Menendez HS	Florida International
74	Michael Garcia	OL	44	Javiontae Martin	DL	6-4	224	Sr.	Douglas, Ga.	Coffee County HS	
51	Michael Gayden	DL	45	Jaylen Dunbar	LB	6-1	204	R-So.	Thomasville, Ga.	Thomas County Centra HS	
38	Tanjuanico Gelin	RB	46	Austin McKay	K	5-11	173	Gr.	Aiken, S.C.	Aiken HS	Gardner-Webb
87	Noah Gillan	TE	48	Isaiah Curry	DL	6-3	246	Gr.	Oxon Hill, Md.	Oxon Hill HS	Texas A&M-Commerce
	Chris Graham	OL	49	Keirston Johnson	LB	6-0	218	Gr.	Jacksonville, Fla.	Robert E. Lee HS	Stony Brook
68	Peyton Gunn	OL	50	Brett Buckridge	LS	5-10	206	R-So.	Crawfordville, Fla.	Wakulla County HS	
	Myles Harp	DL	51	Michael Gayden	DL	6-2	282	Sr.	Houston, Texas	Dulles HS	Colorado Mesa
77	Zaire Harrison	DL	52	Jeremiah Campbell	OL	6-6	320	Gr.	Gahanna, Ohio	Lincoln HS	Tiffin
55	Pierre Hayes	DL	53	Kenley-Mary Asse	OL	6-4	320	So.	Opa Locka, Fla.	Monsignor Pace HS	
4	Davie Henderson	WR	54	Larry Brooks	DL	6-3	266	R-Fr.	Ocala, Fla.	West Port HS	
	Alcival Henrisme	DL	55	Pierre Hayes	DL	6-2	227	Sr.	Compton, Calif.	Los Angeles HS	Colorado Mesa
22	La'Darius Henry	DB	56	Torren Calhoun	DL	6-1	237	Sr.	Fort Worth, Texas	Martin HS	Colorado Mesa
	La'Terrian Hicks	DB	57	Andrew Farley	DL	6-0	240	Jr.	Stockton, Calif.	Weston Ranch HS	Colorado Mesa
85	Ted Hurst	WR	58	Juan De La Torre	OL	6-5	326	Jr.	Los Angeles, Calif.	Bishop Salesian HS	Eastern Kentucky
	Colin Jackson	DL	59	Demetrius Cooley	OL	6-2	295	Jr.	Decatur, Ga.	Decatur HS	Colorado Mesa
67	Jason Jackson	OL	60	Jacob Johanning	OL	6-3	325	Fr.	Largo, Fla.	Pinellas Park HS	
81	Jerson Jacques	WR	61	Brayden Rasnek	OL	6-5	305	Fr.	Opp, Ala.	Opp HS	
39	Daniel Jean	DB	62	Izaiah Anderson	OL	6-3	292	Fr.	Altamonte Springs, Fla.	Lake Brantley HS	
15	Jusin Jeffery	WR	63	Kody Chisholm	OL	6-5	296	Fr.	Auburndale, Fla.	Auburndale HS	
60	Jacob Johanning	OL	64	Michael Marotta	OL	6-5	288	R-Fr.	Spring Hill, Fla.	Nature Coast Technical HS	
75	Anwar Johnson	DL	65	Caden Marcum	OL	6-3	283	Jr.	Port Charlotte, Fla.	Port Charlotte HS	
49	Keirston Johnson	LB	66	Eddie Rox	OL	6-2	283	Sr.	Birmingham, Ala.	Clay-Chalkville HS	Campbell
	Jordan Jones	LB	67	Jason Jackson	OL	6-4	249	Fr.	St. Augustine, Fla.	St. Augustine HS	
			68	Peyton Gunn	OL	6-4	262	Fr.	Valdosta, Ga.	Lowndes HS	
			69	Chris Graham	OL	6-3	319	Fr.	Jacksonville, Fla.	Sandalwood HS	Florida State
			70	Ashton Jones-Obikpo	OL	6-5	325	Jr.	Streatham, England	Trinity School, Croydon	Dodge City CC
			71	Elijah Melendez	OL	6-5	296	So.	Navarre, Fla.	Navarre HS	
			72	Brennan Shepstone	OL	6-6	331	Fr.	Athens, Ga.	Athens Academy	
			73	Kris Thigpen	OL	6-3	315	R-Fr.	Grand Prairie, Texas	Bowie HS	Abilene Christian
			74	Michael Garcia	OL	6-3	255	Fr.	Orlando, Fla.	Timber Creek HS	
			75	Anwar Johnson	DL	6-3	338	Fr.	Fort Walton Beach, Fla.	Choctawhatchee HS	
			76	William Racely	OL	6-4	305	Fr.	Flushing, Mich.	Flushing HS	Eastern Michigan
			77	Zaire Harrison	DL	6-0	258	Jr.	Warrenville, S.C.	Carvers Bay HS	Georgia Military College
			79	Alaijuwan Sparks	OL	6-4	347	R-Fr.	Hoover, Ala.	Hoover HS	Alabama
			80	James Barnes	WR	5-8	177	Fr.	Tavares, Fla.	Southwest Miami HS	

2022 Valdosta State Blazer Football Rosters

No.	Name	Pos	Ht	Wt	Yr	Hometown	High School	Previous School
81	Jerson Jacques	WR	6-3	223	Jr.	Lantana, Fla.	Santa Lucas HS	Keiser University
82	Psaveon Reaves	WR	5-11	158	Jr.	St. Petersburg, Fla.	Admiral Farragut HS	Bryant
83	Abasi Scott	WR	6-4	164	Fr.	Savannah, Ga.	Windsor Forrest HS	
84	Zaylan Reese	WR	6-0	180	Fr.	Miami, Fla.	Miami Central HS	
85	Ted Hurst	WR	6-4	180	Fr.	Savannah, Ga.	Johnson HS	
86	Jackson Epes	TE	6-2	228	Jr.	Garland, Texas	Bishop Lynch HS	Austin College
87	Noah Gillan	TE	6-3	251	So.	St. Augustine, Fla.	Menendez HS	
89	Tyson Ross	TE	6-4	203	R-Fr.	Atlanta, Ga.	Westlake HS	
90	Shanard Lo-Ray	DL	6-4	283	Fr.	Coconut Creek, Fla.	Monarch HS	
91	Brian Rattery	DL	6-0	305	So.	West Palm Beach, Fla.	Lakes HS	Colorado Mesa
92	Antar Thompson	DL	6-5	287	Sr.	St. Louis, Mo.	Richmond Heights HS	Missouri
93	Jalen Norwood	DL	6-1	220	Jr.	Tallahassee, Fla.	North Florida Christian HS	Garden City CC
94	Damien Deloney	DL	6-3	267	R-Fr.	Jacksonville, Fla.	First Coast HS	
95	Dallas Anthony	DL	6-4	247	R-Jr.	Darien, Ga.	McIntosh County Academy	
96	Bryce Robinson	LS	6-7	273	R-Fr.	Winston, Ga.	Alexander HS	
97	Jaden Blount	DL	6-2	244	R-Fr.	Augusta, Ga.	Aquinas HS	
98	John Miller	K/P	6-0	217	R-So.	Valdosta, Ga.	Valwood	West Georgia
99	Armon Williams	DL	6-2	315	Fr.	Snellville, Ga.	South Gwinnett HS	Colorado Mesa
	Nyshun Bell	DB	6-0	191	So.	Vidalia, Ga.	Vidalia HS	Pikeville
	Chris Bruglio	DL	6-0	220	Fr.	Chicago, Ill.	St. Rita HS	Eastern Michigan
	Rodney Bullard	WR	6-0	170	Fr.	Albany, Ga.	Westover HS	
	Andrew Carner	RB	5-8	176	R-Fr.	Gray, Ga.	Jones County HS	
	Jalan Davis	TE	6-1	243	R-Fr.	Atlanta, Ga.	Maynard Jackson HS	Murray State
	Isaiah Flowers	RB	5-9	180	So.	Tallahassee, Fla.	Edward H. White HS	
	Javerius Franklin	DL	6-3	230	Fr.	Thomasville, Ga.	Thomas County Central HS	
	Robert Fulton, III	WR	5-11	190	R-Fr.	Lake City, Fla.	Columbia HS	
	Myles Harp	DL	6-1	290	So.	Durham, N.C.	Cardinal Gibbons HS	
	Alcivial Henrisme	DL	6-2	220	Fr.	South Bay, Fla.	Glades Central HS	
	La'Terrian Hicks	DB	5-8	151	Fr.	Tampa, Fla.	Hillsborough HS	
	Colin Jackson	DL	6-4	208	Fr.	Colquitt, Ga.	Miller County HS	
	Isaiah Martin	DB	6-2	190	So.	Conyers, Ga.	Heritage HS	Fort Valley State
	Mike McCray	WR	5-10	178	Jr.	Jacksonville, Fla.	Jean Ribault HS	Fullerton College
	Clark Miller	LS	5-10	205	R-Fr.	Valdosta, Ga.	Valwood HS	
	Ja'Daniel Nettles	RB	6-2	196	Fr.	Uriah, Ala.	Escambia County HS	
	Pharee Reed	DL	6-2	226	Fr.	St. Petersburg, Fla.	Lakewood HS	
	Jaxson Rivera	P	5-7	170	Fr.	Zephyrhills, Fla.	Zephyrhills HS	
	Aeden Sheehan	TE	6-6	236	So.	St. John's, Fla.	Homeschool	
	Trent Townsend	QB	6-0	227	Fr.	Dunnellon, Fla.	Dunnello HS	
	Anthony Trepn	TE	6-3	225	R-Fr.	Brooksville, Fla.	Nature Coast Technical HS	
	Wanya Williams	QB	6-0	205	R-Fr.	Hialeah, Fla.	American HS	
	Isaiah Wilson	WR	6-1	175	R-Sr.	Gainesville, Fla.	Gainesville HS	
	Al-Nour Yacoub	TE	6-3	222	Fr.	Lake Mary, Fla.	Lake Mary HS	

COACHES

Head Coach: Tremaine Jackson (1st Season)
 Assistant Head Coach/Defensive Line/Special Teams Coordinator: Trent Earley (1st Season)
 Defensive Coordinator: Brandon Andersen (1st Season)
 Offensive Coordinator/Quarterbacks: Rick Bowie (1st Season)
 Defensive Backs: Taylor Richards (1st Season)
 Offensive Line: Mike Barela (1st Season)
 Wide Receivers: Brandon Johnson-Farrell (1st Season)
 Tight Ends/Recruiting Coordinator: Jackson Hadley (1st Season)
 Assistant Defensive Line/Special Teams: Rob McElhaney (2nd Season)
 Assistant Running Backs: Jeremy King (2nd Season)
 Assistant Quarterbacks: Matthew Giampa (1st Season)
 Assistant Defensive Backs: Jack Louisdort (1st Season)
 Assistant Offensive Line: Ryne Strickland (1st Season)
 Assistant Linebackers: Blake Potash (1st Season)
 Football Operations: Marty McGhin
 Head Athletic Trainer (Football): Jay Johnson
 Graduate Assistant Athletic Trainer (Football): Jessica Bellow
 Head Strength & Conditioning (Football): Lonnie Maddox

Alphabetical Roster

70	Ashton Jones-Obikpo	OL
36	Akil Lampley	DB
90	Shanard Lo-Ray	DL
65	Caden Marcum	OL
64	Michael Marotta	OL
44	Javiontae Martin	DL
	Mike McCray	WR
30	Seth McGill	RB
46	Austin McKay	K
71	Elijah Melendez	OL
	Clark Miller	LS
98	John Miller	P
	Ja'Daniel Nettles	RB
37	La'Ken Nettles	DB
	Jalen Norwood	DL
14	Jhonny Quest	DB
76	William Racely	OL
61	Brayden Rasnek	OL
91	Brian Rattery	DL
82	Psaveon Reaves	WR
	Pharee Reed	DL
84	Zaylan Reese	WR
	Jaxson Rivera	P
26	Ravarius Rivers	DB
1	Travon Roberts	WR
23	Demarkus Robins	DB
96	Bryce Robinson	TE
10	Eric Ross	DB
89	Tyson Ross	TE
66	Eddie Rox	OL
83	Abasi Scott	WR
	Aeden Sheehan	TE
72	Brennan Shepstone	OL
2	B.K. Smith	WR
11	Seth Smith	QB
79	Alajujuan Sparks	OL
21	Phillip Starks	DB
13	Victor Talley	WR
43	Estin Thiele	K
73	Kris Thigpen	OL
20	Jamar Thompkins	RB
92	Antar Thompson	DL
0	Dwayne Thompson	DB
33	Travis Tisdale	RB
	Trent Townsend	QB
	Anthony Trepn	TE
5	Kieran Turner	WR
99	Armon Williams	DL
19	Marcel Williams	DB
	Wanya Williams	QB
	Isaiah Wilson	WR
	Al-Nour Yacoub	TE
34	Darrien Young	DB

2022 Blazer Roster Position Breakdown

2022 Squad Breakdown

Total Lettermen Returning	30
Offensive	15
Defensive	12
Special Teams	3
Lettermen Lost	32
Offensive	12
Defensive	20
Special Teams	0
Players who redshirted in 2021	
Position Starters Returning	12
Offensive	6
Defensive	3
Special Teams	3
Seniors/Graduates	17/13
Juniors	15
Sophomores	28
Redshirt Freshmen	21
True Freshmen	27
Total	121
2021 Overall Record	12-2
2021 GSC Record/Place	6-1 / T-1st

Offensive Starters Returning (6)

1 Travon Roberts (WR)	5-10, 158, R-Sr.
9 Ivory Durham (QB)	5-11, 204, Sr.
20 Jamar Thompson (RB)	5-11, 205, Sr.
30 Seth McGill (RB)	5-9, 193, Sr.
52 Jeremiah Campbell (OL)	6-6, 320, Gr.
65 Caden Marcum (OL)	6-3, 283, Jr.

Defensive Starters Returning (3)

44 Javiontae Martin (DL)	6-4, 224, Sr.
47 Jameon Gaskin (LB)	5-10, 215, Sr.
95 Dallas Anthony (DL)	6-4, 247, R-Jr.

Special Teams Starters Returning (3)

43 Estin Thiele (K)	6-1, 185, So.
50 Brett Buckridge (LS)	5-10, 206, R-So.
98 John Miller (P)	6-0, 217, R-So.

2022 Redshirt Freshmen (21)

11 Seth Smith	6-2, 196, R-Fr.
25 Jordan Jones	6-0, 185, R-Fr.
32 Jordan Billups	5-8, 176, R-Fr.
36 Akil Lampley	6-2, 198, R-Fr.
38 Tanjuatco Gelin	5-9, 180, R-Fr.
54 Larry Brooks	6-3, 266, R-Fr.
64 Michael Marotta	6-5, 288, R-Fr.
69 Chris Graham	6-0, 319, R-Fr.
73 Kris Thigpen	6-3, 310, R-Fr.
79 Alajujuan Sparks, Jr.	6-4, 347, R-Fr.
89 Tyson Ross	6-4, 203, R-Fr.
94 Damien Deloney	6-3, 267, R-Fr.
96 Bryce Robinson	6-7, 273, R-Fr.
97 Jaden Blount	6-2, 244, R-Fr.
Rodney Bullard	6-0, 170, R-Fr.
Andrew Carner	5-8, 175, R-Fr.
Jalan Davis	6-1, 220, R-Fr.
Robert Fulton III	5-11, 190, R-Fr.
Clark Miller	5-10, 205, R-Fr.
Anthony Trepen	6-3, 225, R-Fr.
Wanya Williams	6-0, 205, R-Fr.

2022 Position Breakdown

Quarterbacks (5)

9 Ivory Durham	5-11, 204, Sr.
12 Sammy Edwards	6-2, 188, So.

11 Seth Smith	6-2, 196, R-Fr.
Trent Townsend	6-2, 227, Fr.
Wanya Williams	6-0, 205, R-Fr.

Running Backs (8)

20 Jamar Thompson	5-11, 205, Sr.
24 James "Bud" Chaney	5-11, 204, So.
30 Seth McGill	5-9, 193, Sr.
33 Travis Tisdale	5-9, 179, So.
38 Tanjuatco Gelin	5-9, 180, R-Fr.
Andrew Carner	5-8, 175, R-Fr.
Isaiah Flowers	5-9, 180, So.
Ja'Daniel Nettles	6-2, 196, Fr.

Wide Receivers (16)

1 Travon Roberts	5-10, 158, R-Sr.
2 B.K. Smith	5-10, 185, Gr.
4 Davie Henderson	6-2, 180, Gr.
5 Kiaran Turner	5-9, 187, Gr.
8 Council Allen	5-10, 169, So.
13 Victor Talley	6-5, 213, Sr.
15 Justin Jeffery	6-1, 183, Gr.
80 James Barnes	5-8, 177, Fr.
81 Jerson Jacques	6-3, 223, Jr.
82 Psaveon Reaves	5-11, 158, Jr.
83 Abasi Scott	6-4, 164, Fr.
84 Zaylan Reece	6-0, 180, Fr.
85 Ted Hurst	6-4, 180, Fr.
Rodney Bullard	6-0, 170, R-Fr.
Robert Fulton III	5-11, 190, R-Fr.
Mike McCray	5-10, 178, Jr.

Tight Ends (7)

86 Jackson Epes	6-2, 228, Jr.
87 Noah Gillan	6-3, 250, So.
89 Tyson Ross	6-4, 203, R-Fr.
Jalan Davis	6-1, 220, R-Fr.
Aeden Sheehan	6-6, 236, So.
Anthony Trepen	6-3, 225, R-Fr.
Al-Nour Yacoub	6-3, 222, Fr.

Offensive Linemen (21)

52 Jeremiah Campbell	6-6, 320, Gr.
53 Kenley-Mary Asse	6-4, 320, So.
58 Juan De La Torre	6-5, 326, Jr.
59 Demetrius Cooley	6-2, 295, Gr.
60 Jacob Johanning	6-3, 325, Fr.
61 Brayden Rasnek	6-5, 305, Fr.
62 Izaia Anderson	6-3, 292, Fr.
63 Kody Chisholm	6-5, 296, Fr.
64 Michael Marotta	6-5, 288, R-Fr.
65 Caden Marcum	6-3, 283, Jr.
66 Eddie Rox	6-2, 283, Sr.
67 Jason Jackson	6-4, 249, Fr.
68 Peyton Gunn	6-4, 262, Fr.
69 Chris Graham	6-0, 319, R-Fr.
70 Ashton Jones-Obikpo	6-5, 325, Jr.
71 Elijah Melendez	6-5, 305, So.
72 Brennan Shepstone	6-6, 331, Fr.
73 Kris Thigpen	6-3, 310, R-Fr.
74 Michael Garcia	6-3, 255, Fr.
76 William Racely	6-4, 305, Fr.
79 Alajujuan Sparks, Jr.	6-4, 347, R-Fr.

Placekickers/Punters (4)

43 Estin Thiele	6-1, 185, So.
46 Austin McKay	5-11, 173, Gr.
98 John Miller	6-0, 217, R-So.
Jaxson Rivera	5-7, 170, Fr.

Longsnappers (3)

50 Brett Buckridge	5-10, 206, R-So.
96 Bryce Robinson	6-7, 273, R-Fr.
Clark Miller	5-10, 205, R-Fr.

Defensive Linemen (24)

44 Javiontae Martin	6-4, 224, Sr.
48 Isaiah Curry	6-3, 246, Gr.
51 Michael Gayden	6-2, 282, Sr.
54 Larry Brooks	6-3, 266, R-Fr.
55 Pierre Hayes	6-1, 227, Sr.
56 Torren Calhoun	6-1, 237, Sr.
57 Andrew Farley	6-0, 240, Jr.
75 Anwar Johnson	6-3, 338, Fr.
77 Zaire Harrison	6-0, 258, Jr.
90 Shanard Lo-Ray	6-4, 283, Fr.
91 Brian Rattery	6-0, 305, So.
92 Antar Thompson	6-5, 287, Gr.
93 Jalen Norwood	6-1, 220, Jr.
94 Damien Deloney	6-3, 267, R-Fr.
95 Dallas Anthony	6-4, 247, R-Jr.
97 Jaden Blount	6-2, 244, R-Fr.
99 Armon Williams	6-2, 315, Sr.
Chris Bruglio	6-2, 220, So.
Javarius Franklin	6-3, 230, Fr.
Myles Harp	6-1, 290, So.
Alcival Henrisme	6-2, 220, Fr.
Colin Jackson	6-4, 208, Fr.
Larry Johnson	6-0, 275, So.
Pharee Reed	6-2, 226, Fr.

Linebackers (9)

3 Jackson Bull	6-0, 183, Sr.
21 Phillip Starks	5-11, 210, So.
35 Julian Baldi	6-1, 230, Sr.
36 Akil Lampley	6-2, 198, R-Fr.
40 Deion Coleman	6-2, 232, So.
41 Terrell Dudley	6-0, 213, Fr.
42 Aree Booker	5-11, 213, So.
45 Jaylen Dunbar	6-1, 204, R-So.
49 Keirston Johnson	6-0, 218, Gr.

Defensive Backs (19)

0 Dwayne Thompson II	6-1, 192, Sr.
7 Sean Colman	6-1, 170, R-So.
10 Eric Ross	5-10, 190, Jr.
14 Jhonny Quest	5-10, 186, Gr.
16 Micah Dennis	5-9, 185, Sr.
19 Marcel Williams	5-9, 180, So.
22 La'Darius Henry	6-2, 160, So.
25 Jordan Jones	6-0, 185, R-Fr.
26 Ravarius Rivers	6-1, 201, R-Jr.
27 Montae Boyd	6-0, 168, So.
28 Aaron Dawson	5-10, 164, Jr.
31 Travis Cooper	6-1, 164, So.
32 Jordan Billups	5-8, 176, R-Fr.
34 Darrien Young	5-10, 186, So.
37 La'Ken Nettles	5-11, 182, So.
39 Daniel Jean	5-11, 185, Fr.
Nyshun Bell	6-0, 191, So.
La'Terrian Hicks	5-8, 151, Fr.
Isaiah Martin	6-2, 190, So.

Valdosta State Blazers (4-5, 2-4 GSC)

OFFENSE

Pos.	#	Name	HT	WT	Class	Hometown (Previous School)
QB	9	Ivory Durham	5-11	204	Jr.	Jacksonville, Fla. (Raines HS)
	12	Sammy Edwards	6-2	188	So.	St. Augustine, Fla. (St. Augustine HS)
RB	30	Seth McGill	5-10	193	Sr.	Miami, Fla. (Miami Central HS)
	20	Jamar Thompkins	5-11	205	Sr.	Miami, Fla. (Coral Gables HS)
TE	87	Noah Gillan	6-3	251	So.	St. Augustine, Fla. (Menendez HS)
	89	Tyson Ross	6-4	203	R-Fr.	Atlanta, Ga. (Westlake HS)
WR	4	Davie Henderson	6-2	180	Gr.	Winter Park, Fla. (Duquesne)
	85	Ted Hurst	6-4	180	Fr.	Savannah, Ga. (Johnson HS)
WR	1	Travon Roberts	5-10	158	Sr.	Miami, Fla. (Miami Norland HS)
	8	Council Allen	5-10	169	So.	Hialeah, Fla. (American Senior HS)
WR	13	Victor Talley	6-5	213	Gr.	Brunswick, Ohio (Slippery Rock)
	5	Kiaran Turner	5-9	187	Gr.	Orange Park, Fla. (Presbyterian)
WR	2	B.K. Smith	5-10	185	Gr.	Louisville, Ky. (Western Kentucky)
	81	Jerson Jacques	6-3	223	Jr.	Lantana, Fla. (Keiser University)
LT	52	Jeremiah Campbell	6-6	340	Gr.	Gahanna, Ohio (Tiffin)
	66	Eddie Rox	6-2	283	Sr.	Birmingham, Ala. (Campbell)
LG	76	William Racely	6-5	305	Fr.	Flushing, Mich. (Eastern Michigan)
	63	Kody Chisholm	6-5	296	Fr.	Auburndale, Fla. (Auburndale HS)
C	65	Caden Marcum	6-3	283	Jr.	Port Charlotte, Fla. (Port Charlotte)
	53	Kenley-Mary Asse	6-4	340	So.	Opalocka, Fla. (Monsignor Pace HS)
RG	58	Juan De La Torre	6-5	326	Jr.	Los Angeles, Calif. (E. Kentucky)
	64	Michael Marotta	6-5	288	R-Fr.	Spring Hill, Fla. (Nature Coast Tech HS)
RT	66	Eddie Rox	6-2	283	Sr.	Birmingham, Ala. (Clay-Chalk HS)
	58	Juan De La Torre	6-5	326	Jr.	Los Angeles, Calif. (Eastern Kentucky)

DEFENSE

Pos.	#	Name	HT	WT	Class	Hometown (Previous School)
E	56	Torren Calhoun	6-1	237	Sr.	Fort Worth, Texas (Colorado Mesa)
	55	Pierre Hayes	6-1	227	Sr.	Compton, Calif. (Colorado Mesa)
DT	51	Michael Gayden	6-2	282	Sr.	Houston, Texas (Colorado Mesa)
	92	Antar Thompson	6-5	287	Sr.	St. Louis, Mo. (Missouri)
DT	91	Brian Rattery	6-0	305	So.	West Palm Beach, Fla. (Colo. Mesa)
	75	Anwar Johnson	6-3	358	Fr.	Fort Walton Beach, Fla. (Choctawhatchee)
E	44	Javiontae Martin	6-4	224	Sr.	Douglas, Ga. (Coffee County HS)
	48	Isaiah Curry	6-3	246	Jr.	Oxon Hill, Md. (Texas A&M-Commerce)
LB	36	Akil Lampley	6-2	198	R-Fr.	Jacksonville, Fla. (Sandalwood HS)
	35	Julian Baldi	6-1	230	Sr.	Clearwater, Fla. (Ellsworth CC)
LB	3	Jackson Bull	6-0	183	Sr.	Fleming Island, Fla. (Fleming Island)
	41	Terrell Dudley	6-0	213	Fr.	Tallahassee, Fla. (Lincoln HS)
LB	21	Phillip Starks	5-11	210	So.	Jacksonville, Fla. (Sandalwood HS)
	42	Aree Booker	5-11	213	So.	Orange, N.J. (Morgan State)
CB	7	Sean Colman	6-1	170	R-So.	Atlanta, Ga. (Chattahoochee Tech)
	27	Montae Boyd	6-0	168	So.	Snellville, Ga. (Presbyterian)
S	32	Jordan Billups	5-8	176	R-Fr.	Kingsland, Ga. (Camden County HS)
	0	Dwayne Thompson II	6-1	192	Sr.	Farmington Hills, Mich. (Indiana State)
S	10	Eric Ross	5-10	190	Jr.	Lithonia, Ga. (Arabia Mountain HS)
	25	Jordan Jones	6-0	185	R-Fr.	Thomasville, Ga. (Thomasville Central HS)
CB	34	Darrien Young	5-10	186	So.	Katy, Texas (Colorado Mesa)
	28	Aaron Dawson	5-10	164	Jr.	Cross City, Fla. (Dixie County HS)

SPECIAL TEAMS

Pos.	#	Name	HT	WT	Class	Hometown (Previous School)
K	43	Estin Thiele	6-1	185	So.	St. Augustine, Fla. (Florida Int'l)
	46	Austin McKay	5-11	173	Gr.	Aiken, S.C. (Gardner-Webb)
P	43	Estin Thiele	6-1	185	So.	St. Augustine, Fla. (Florida Int'l)
	43	Estin Thiele	6-1	185	So.	St. Augustine, Fla. (Florida International)
LS	96	Bryce Robinson	6-7	273	R-Fr.	Winston, Ga. (Alexander HS)
	50	Brett Buckridge	5-10	206	R-So.	Crawfordville, Fla. (Wakulla County HS)
H	12	Sammy Edwards	6-2	188	So.	St. Augustine, Fla. (St. Augustine HS)
	43	Estin Thiele	6-1	185	So.	St. Augustine, Fla. (Florida International)
PR	1	Travon Roberts	5-10	158	Sr.	Miami, Fla. (Miami Norland HS)
	2	B.K. Smith	5-10	185	Gr.	Louisville, Ky. (Western Kentucky)
KR	30	Seth McGill	5-10	193	Sr.	Miami, Fla. (Miami Central HS)
	33	Travis Tisdale	5-9	179	So.	Valdosta, Ga. (Kentucky)

AWARDS DURING 2022 SEASON

PS	Ivory Durham	Lindy's Preseason All-America
PS	Ivory Durham	All-GSC Preseason
PS	Ivory Durham	D2Football.com Elite 100 (2nd Team)
9/19	Ivory Durham	GSC Offensive Player of the Week
9/19	Ivory Durham	D2Football.com Offensive POW
PS	Seth McGill	All-GSC Preseason
PS	Seth McGill	D2Football.com Elite 100 (HM)
PS	Jamar Thompkins	All-GSC Preseason
PS	Jamar Thompkins	D2Football.com Elite 100 (2nd Team)
PS	Jeremiah Campbell	All-GSC Preseason
PS	Jeremiah Campbell	D2Football.com Elite 100 (HM)
PS	Jameon Gaskin	All-GSC Preseason
PS	Jameon Gaskin	D2Football.com Elite 100 (HM)
9/5	Jameon Gaskin	GSC Defensive Player of the Week
PS	Estin Thiele	All-GSC Preseason
9/5	Estin Thiele	GSC Special Teams Player of the Week
9/5	Estin Thiele	D2Football.com Special Teams POW
10/4	Estin Thiele	Fred Mitchell September Watch List
9/5	Akil Lampley	GSC Freshman of the Week
10/31	Michael Gayden	GSC Defensive Player of the Week
10/31	Victor Talley	GSC Offensive Player of the Week

PRONUNCIATION GUIDE

Estin Thiele	THEEL
--------------	-------

GSC PLAYERS OF THE WEEK

Offense

9/5	Dorian Anderson, So., WR	Shorter
9/12	Tucker Melton, Fr., QB	West Alabama
9/19	Ivory Durham, Sr., QB	Valdosta State
9/26	Patrick Shegog, Gr., QB	Delta State
10/3	Patrick Shegog, Gr., QB	Delta State
10/10	John Henry White, R-Fr., QB	Mississippi College
10/17	Marcus Williams, So., RB	Mississippi College
10/24	Jaxton Carson, Sr., RB	West Georgia
10/31	Victor Talley, Sr., WR	Valdosta State

Defense

9/5	Jameon Gaskin, Sr., LB	Valdosta State
9/12	Malcolm Mercer, Jr., DL	West Georgia
9/19	Michael Anderson, Gr., LB	West Alabama
9/26	Tamos Stevenson, Sr., LB	Delta State
10/3	Nick Grady, R-Sr., DB	Mississippi College
10/10	Tyrell Goldsmith, R-Jr., DB	Delta State
10/17	Kendrick Clark, Fr., DB	North Greenville
10/24	Xavier Robinson, So., LB	West Georgia
10/31	Michael Gayden, Sr., DL	Valdosta State

Special Teams

9/5	Estin Thiele, So., K	Valdosta State
9/12	Griffin Cerra, R-Jr., K	West Florida
9/19	Nick Herber, So., K/P	Delta State
9/26	Tyler Kennedy, R-Sr., WR	Delta State
10/3	Griffin Cerra, Jr., K	West Florida
10/10	Gabriel Dunkle, Gr., K	West Alabama
10/17	Griffin Cerra, Jr., K	West Florida
10/24	Colin Karhu, So., K	North Greenville
10/31	Griffin Cerra, Jr., K	West Florida

Freshman

9/5	Akil Lampley, R-Fr., LB	Valdosta State
9/12	Reilly Mason, Fr., P	West Georgia
9/19	Dylan Ramirez, Fr., QB	North Greenville
9/26	Dylan Ramirez, Fr., QB	North Greenville
10/3	John Henry White, R-Fr., QB	Mississippi College
10/10	John Henry White, R-Fr., QB	Mississippi College
10/17	Kendrick Clark, Fr., DB	North Greenville
10/24	Dylan Ramirez, Fr., QB	North Greenville
10/31	Ashaud Roberson, R-Fr., RB	West Georgia

TREMAINE JACKSON

Head Coach | First Season at Valdosta State
Houston, 2006 | Interdisciplinary Studies



Discipline. Obedience. Grit.

Three words that Valdosta State University Head Football Coach Tremaine Jackson lives by that have become fundamentals in his coaching philosophy.

Jackson, who was named

by ESPN as one of 45 minority coaches under 45 to watch and to FootballScoop's 2022 Minority Watch List, is in his first season with the Blazers after spending the 2020 and 2021 seasons leading the Colorado Mesa Mavericks.

In just two years in Grand Junction, Jackson raised the bar both on and off the field and has quickly made an impact on the total program in Tiptonville since he was hired as the 11th head coach in VSU history in January, 2022. In addition to a successful 2022 Black-Red Spring Game, the team produced nearly 600 hours of community service, assisting with Habitat for Humanity, Blazer Kids' Day and the #ValdostaMiracles Softball Game and had 45 student-athletes achieve a 3.0 grade-point average or better in the classroom.

During Jackson's tenure at Colorado Mesa, he went 10-3 in his two seasons, including an 8-2 mark in 2021, highlighted by a thrilling 26-21 victory over then-No. 3-ranked Colorado School of Mines. It was the Mavericks' first victory over a top-5 opponent since becoming an NCAA Division II school in 1994. Jackson's squad went 2-1 in the spring of 2021 during the COVID-19 Pandemic.

Statistically, the Mavericks finished 13th nationally in scoring defense in 2021, allowing just 15.6 points per game, while the team was 34th nationally in scoring offense at 33.7 points per game. CMU finished in the top 20 nationally in both total defense (10th - 258.2 ypg) and total offense (16th - 452.0 ypg). Jackson coached two Academic All-Ameri-

cans and one AFCA Second Team All-America honoree, along with 21 All-Rocky Mountain Athletic Conference (RMAC) performers, including RMAC Offensive Freshman of the Year in Karst Hunter.

Prior to Colorado Mesa, Jackson was the defensive line coach at Texas State and before that served as defensive coordinator at Abilene Christian (2017-18). He also spent time as assistant head coach at the University of Sioux Falls, helping lead the Cougars to a combined 32-5 record in four seasons. During his time in South Dakota, Jackson assisted in guiding the team to a 2016 Northern Sun Intercollegiate Conference Championship and postseason appearances in all three years after being promoted to the Cougars' defensive coordinator (2014-16). He began at USF as defensive line coach in 2013.

The Cougars went 12-1 in 2016 as they won their first-ever NCAA playoff game and finished No. 5 in the national poll. Jackson guided 11 defensive players to All-NSIC honors while his unit led the conference in four defensive categories.

In 2015, USF went 9-3 and earned the program's first Division II playoff berth to go along with a No. 21 national ranking following an 11-1 season in 2014 and No. 18 final national ranking.

Promoted to the role of assistant head coach after those two seasons, Jackson coached seven defensive players to All-NSIC honors and a back-to-back AFCA First Team All-America defensive back in Solomon St. Pierre in both 2014 and 2015.

At Abilene Christian, Jackson led one of the biggest defensive turnarounds in the country as the Wildcats recorded their first winning season in their Division I history in 2018 (6-5). Ranking last in the country prior to his arrival, Jackson's defensive unit entered the nation's

THE TREMAINE JACKSON FILE

EDUCATION

B.A. Univ. of Houston - Interdisciplinary Studies, 2006

COLLEGIATE COACHING POSITIONS

Texas A&M-Kingsville (2006) - Defensive Line
Trinity Valley (2007) - Defensive Line
Texas Southern (2008-11) - Def. Coord./Tight Ends
Evangel (2012) - Defensive Coordinator
Sioux Falls (2013-16) - Defensive Coord./Defensive Line
Abilene Christian (2017-18) - Defensive Coordinator
Texas State (2019) - Defensive Line Coach
Colorado Mesa (2019-2022) - Head Coach
Valdosta State (2022-present) - Head Coach

top 25 in five different team categories in 2018 after leading the Southland Conference in pass defense in 2017.

Earlier in his professional career, Jackson had stops at Evangel University, Texas Southern and Trinity Valley Community College after beginning his coaching career at Texas A&M University-Kingsville in 2006 as the Javelinas' defensive line coach. He also completed NFL internships with the Houston Texans and San Diego Chargers.

At Texas Southern, where he served from 2008-11, Jackson helped the Tigers win a Southwestern Athletic Conference (SWAC) title in 2010 as the program led the country (FCS) in total defense, sacks and tackles for loss. They also led the country in total defense in 2011 in his lone season as the Tigers' defensive coordinator.

Jackson, Vice President of the Minority Coaches Advancement Association, has served on several AFCA committees and was recipient of the 2022 Harry Butler Community Service Award for dedicated community

service and outstanding volunteerism.

A former student-athlete, Jackson played on the defensive line at Texas Southern for two years after transferring from the University of Louisiana-Monroe. He is a 2006 graduate of the University of Houston, where he obtained a bachelor's degree in interdisciplinary studies.

The Houston, Texas native has one daughter, Harmony.



Game/Opponent Career Records Under Jackson

JACKSON INDIVIDUAL SUPERLATIVES

Rushes	24	J. Rodriguez at Black Hills State (Oct 17, 2020)
Yards Rushing	190	Darick Holmes vs. Black Hills State (Nov 06, 2021)
TD Rushes	4	Darick Holmes vs. Black Hills State (Nov 06, 2021)
Long Rush	82	Gavin Herberg vs. William Jewell (Sep 02, 2021)
Pass Attempts	57	Ivory Durham vs. Virginia Union (Sep 10, 2022)
Pass Completions	34	Ivory Durham vs. Virginia Union (Sep 10, 2022)
Yards Passing	359	Ivory Durham at Miles College (Sep 17, 2022)
TD Passes	6	Ivory Durham at Miles College (Sep 17, 2022)
Long Pass	77	Karst Hunter vs. South Dakota Mines (Nov 13, 2021)
Receptions	8	4x; Last, B.K. Smith vs. Virginia Union (Sep 10, 2022)
Yards Receiving	165	Lionel McConnell at N.M. Highlands (Sep 18, 2021)
TD Receptions	3	B.K. Smith vs. Virginia Union (Sep 10, 2022)
Long Reception	77	Dwight Blakey vs. South Dakota Mines (Nov 13, 2021)
Field Goals	5	Estin Thiele vs. Keiser (Sep 01, 2022)
Long Field Goal	45	Estin Thiele vs. Keiser (Sep 01, 2022)
Punts	9	Blake Moore at Colorado State-Pueblo (Oct 02, 2021)
Punting Average	53.7	Blake Moore vs. South Dakota Mines (Nov 13, 2021)
Long Punt	62	Blake Moore vs. South Dakota Mines (Oct 24, 2020)
Punts Inside 20	3	Blake Moore vs. South Dakota Mines (Nov 13, 2021)
Long Punt Return	32	Dwight Blakey vs. William Jewell (Sep 02, 2021)
Long Kickoff Return	68	Elijah Lilly at New Mexico Highlands (Sep 18, 2021)
Tackles	15	4x; Last, D. Mitchell vs. Chadron State (Sep 25, 2021)
Sacks	2.0	3x; Last, M. Gayden at North Greenville (Oct 29, 2022)
Tackles For Loss	4.0	P. Hayes at Black Hills State (Oct 17, 2020)
Interceptions	2	D. Mitchell at Black Hills State (Oct 17, 2020)

JACKSON TEAM SUPERLATIVES

Rushes	59	at Black Hills State (Oct 17, 2020)
Yards Rushing	392	at Black Hills State (Oct 17, 2020)
Yards Per Rush	9.0	at Miles College (Sep 17, 2022)
TD Rushes	6	at Fort Lewis (Oct 16, 2021)
Pass Attempts	58	vs. Virginia Union (Sep 10, 2022)
Pass Completions	35	vs. Virginia Union (Sep 10, 2022)
Yards Passing	359	at Miles College (Sep 17, 2022)
Yards Per Pass	18.6	vs. Black Hills State (Nov 06, 2021)
TD Passes	6	at Miles College (Sep 17, 2022)
Total Plays	90	at Colorado State-Pueblo (Oct 02, 2021)
Total Offense	700	at Miles College (Sep 17, 2022)
Yards Per Play	10.8	at Miles College (Sep 17, 2022)
Points	58	at North Greenville (Oct 29, 2022)
Sacks By	4	5x; Last, at North Greenville (Oct 29, 2022)
First Downs	30	vs. Virginia Union (Sep 10, 2022)
Penalties	13	vs. Adams State (Oct 09, 2021)
Penalty Yards	118	vs. Adams State (Oct 09, 2021)
Turnovers	4	at Fort Lewis (Oct 16, 2021)
Interceptions By	3	2x; Last, vs. Keiser (Sep 01, 2022)
Punts	9	at Colorado State-Pueblo (Oct 02, 2021)
Punting Average	48.0	vs. South Dakota Mines (Oct 24, 2020)
Long Punt	62	vs. South Dakota Mines (Oct 24, 2020)
Punt Inside 20	4	vs. South Dakota Mines (Oct 24, 2020)
Long Punt Return	32	vs. William Jewell (Sep 02, 2021)

OPPONENT INDIVIDUAL SUPERLATIVES

Rushes	33	J. Cummings at Western Colorado (Oct 30, 2021)
Yards Rushing	319	J. Byers vs. Virginia Union (Sep 10, 2022)
TD Rushes	3	3x; Last, Jaxton Carson at West Georgia (Oct 22, 2022)
Long Rush	78	M. Williams vs. Mississippi College (Oct 15, 2022)
Pass Attempts	51	D. Holst vs. Chadron State (Sep 25, 2021)
Pass Completions	29	D. Holst vs. Chadron State (Sep 25, 2021)
Yards Passing	346	P. Shegog at Delta State (Oct 01, 2022)
TD Passes	4	3x; Last, Harrison Frost at West Georgia (Oct 22, 2022)
Long Pass	65	R. Atkins at New Mexico Highlands (Sep 18, 2021)
Receptions	9	M. Carp, vs. Colorado School of Mines (Oct 23, 2021)
Yards Receiving	196	CJ Sims at New Mexico Highlands (Sep 18, 2021)
TD Receptions	3	CJ Sims at New Mexico Highlands (Sep 18, 2021)
Long Reception	65	CJ Sims at New Mexico Highlands (Sep 18, 2021)
Field Goals	2	D. Faithfull at Colorado State-Pueblo (Oct 02, 2021)
	2	Gabriel Dunkle vs. West Alabama (Oct 08, 2022)
Long Field Goal	41	Brent Bardenwerper at Shorter (Sep 24, 2022)
	41	Gabriel Dunkle vs. West Alabama (Oct 08, 2022)
Punts	10	M. Waid at Fort Lewis (Oct 02, 2021)
Punting Average	53.6	C. Knutsen vs. South Dakota Mines (Nov 13, 2021)
Long Punt	73	C. Knutsen vs. South Dakota Mines (Nov 13, 2021)
Punts Inside 20	4	J. Dwinell, at Colorado State-Pueblo (Oct 02, 2021)
Long Punt Return	25	M. Fine at Colorado State-Pueblo (Oct 02, 2021)
Long Kickoff Return	77	E. Fray vs. Chadron State (Oct 10, 2020)
Tackles	20	B. Rosenstrauch at Black Hills State (Oct 17, 2020)
Sacks	2.5	C. Rutz at Fort Lewis (Oct 16, 2021)
Tackles For Loss	3.5	T. Phillo at Colorado State-Pueblo (Oct 02, 2021)
Interceptions	1	11x; Last, K. Satterwhite at West Georgia (Oct 22, 2022)

OPPONENT TEAM SUPERLATIVES

Rushes	61	vs. Mississippi College (Oct 15, 2022)
Yards Rushing	598	vs. Mississippi College (Oct 15, 2022)
Yards Per Rush	9.8	vs. Mississippi College (Oct 15, 2022)
TD Rushes	6	vs. Mississippi College (Oct 15, 2022)
Pass Attempts	51	vs. Chadron State (Sep 25, 2021)
Pass Completions	34	at Delta State (Oct 01, 2022)
Yards Passing	416	at Delta State (Oct 01, 2022)
Yards Per Pass (min. 5 att.)	15.2	at New Mexico Highlands (Sep 18, 2021)
TD Passes	5	at Delta State (Oct 01, 2022)
Total Plays	91	at New Mexico Highlands (Sep 18, 2021)
Total Offense	703	at Delta State (Oct 01, 2022)
Yards Per Play	10.1	vs. Mississippi College (Oct 15, 2022)
Points	70	at Delta State (Oct 01, 2022)
Sacks By	6	at Fort Lewis (Oct 16, 2021)
First Downs	37	at Delta State (Oct 01, 2022)
Penalties	12	at Fort Lewis (Oct 16, 2021)
Penalty Yards	125	vs. Virginia Union (Sep 10, 2022)
Turnovers	4	at Fort Lewis (Oct 16, 2021)
Interceptions By	2	vs. West Alabama (Oct 08, 2022)
Punts	11	at Fort Lewis (Oct 16, 2021)
	11	at Miles College (Sep 17, 2022)
Punting Average	53.6	vs. South Dakota Mines (Oct 16, 2021)
Long Punt	73	vs. South Dakota Mines (Nov 13, 2021)
Punt Inside 20	4	at Colorado State-Pueblo (Oct 02, 2021)
Long Punt Return	25	at Colorado State-Pueblo (Oct 02, 2021)

The Last Time It Happened in Blazer Football . . .

Returned a Punt for a Touchdown

VSU: Oct. 7, 2017; Barry Jackson vs West Georgia (9 yards)
OPP: Oct. 30, 2021; Quan Harrison of West Georgia (78 yards)

Returned a Kickoff for a Touchdown

VSU: Oct. 9, 2021; Lio'undre Gallimore vs Delta State (96 yards)
OPP: November 2, 2013; Jarvis York of Delta State (43 yards)

Returned an Interception for a Touchdown

VSU: Oct. 16, 2021; Taurus Dotson at West Alabama (47 yards)
OPP: Sept. 16, 2017; Jaylan Daniels of UNA (36 yards)

Returned a Fumble for a Touchdown

VSU: Sept. 4, 2021; Mondrell Jefferson (21 yards)
OPP: Dec. 8, 2018; Guam Lee of Notre Dame College (82 yards)

Returned a Blocked Punt for a Touchdown

VSU: Oct. 22, 2022; Victor Talley at North Greenville (18 yards)
OPP: Nov. 12, 2011; Robbie Burdine of North Alabama (22 yards)

Recovered a Fumble in the End Zone for a Touchdown

VSU: Sept. 4, 2021; Mondrell Jefferson vs Savannah State
OPP: Oct. 11, 1997; Corey Prosperie of Arkansas-Monticello

Scored a Safety

VSU: Sept. 4, 2021; Arrington Dulin vs. Savannah State
OPP: Oct. 29, 2022; at North Greenville

Recorded a Two-Point Conversion

VSU: Oct. 29, 2022; 2x; Last, Coucil Allen (reception)
OPP: Dec. 15, 2018; Jevon Shaw of Ferris State (reception)

Blocked a Punt

VSU: Oct. 29, 2022; Victor Talley at North Greenville
OPP: Dec 8 2018; D'Niyae Morris of Notre Dame College

Blocked a Field Goal

VSU: Sept. 24, 2022; at Shorter by Javiontae Martin
OPP: Oct. 29, 2022; at North Greenville by Curtis Ryan

Blocked a Point after Attempt

VSU: Sept. 24, 2022; at Shorter by Sean Colman
OPP: Dec. 20, 2018; of North Greenville

Returned a Point after Attempt for Two Points

VSU: Sept. 7, 2013; Jeremy Grable vs Fort Valley State
OPP: Sept. 26, 2015 vs Cumberland

Had a Player Rush for 200 Yards

VSU: Oct. 19, 2002; Aaron Jenkins vs Central Arkansas (204)
OPP: Sept. 10, 2022; Jada Byers vs. Virginia Union (319)

Had a Player Catch 10 Passes

VSU: Nov. 6, 2021; Brian Saunders vs. North Greenville (15)
OPP: Oct. 29, 2022; Tyler Hamilton at North Greenville (10)

Had a Player Record 200 Yards Receiving

VSU: Nov. 6, 2021; Brian Saunders vs. North Greenville (220)
OPP: Dec. 20, 2018; Demajaiy Rooks of North Greenville (256)

Had a Quarterback Throw for 400 Yards

VSU: Nov. 13, 2021; Ivory Durham at West Florida (413)
OPP: Nov. 21, 2015; De'Andre Thomas of Carson-Newman (416)

Had a Quarterback Throw 5 or More Touchdowns

VSU: Sept. 17, 2022; Ivory Durham at Miles College (6)
OPP: Nov. 7, 2014; Tyler Sullivan of Delta State (5)

Had a Quarterback Throw 4 Touchdowns

VSU: Oct. 29, 2022; Ivory Durham at North Greenville (4)
OPP: Oct. 1, 2022; Patrick Shegog at Delta State (4)

Had a Player Score 4 Touchdowns

VSU: Oct. 28, 2017; Rogan Wells vs Florida Tech (4)
OPP: Nov. 18, 2000; Rico McDonald of Delta State (4)

Had a Player Score 3 Touchdowns

VSU: Sept. 10, 2022; B.K. Smith vs. Virginia Union (3)
OPP: Oct. 15, 2022; Marcus Williams vs. Miss. College (3)

Had a Kicker Make 5 or More Field Goals

VSU: Sept 1, 2022; Estin Thiele vs. Keiser (5)
OPP: Never

Had a Kicker Make 4 Field Goals

VSU: Nov. 10, 2018; Andrew Gray vs West Georgia (4)
OPP: Sept. 23, 2017; Austin Williams of West Florida (4)

Had a Kicker Make 3 Field Goals

VSU: Sept. 21, 2019; Fernando Ramirez vs. West Alabama (3)
OPP: Sept. 2, 2017; Gabriele Ballinas of Albany State (3)

Scored 70 Points

VSU: Oct. 6, 2001; at Delta State (70)
OPP: Oct. 1, 2022; at Delta State (70)

Scored 60 Points

VSU: Nov. 27, 2021; vs. West Georgia (66)
OPP: Nov. 13, 2021; at West Florida (61)

Scored 50 Points

VSU: October 29, 2022; at North Greenville (58)
OPP: Nov. 21, 2015; vs. Carson-Newman (59)

Scored 40 Points

VSU: Oct. 15, 2022; vs. Mississippi College (40)
OPP: Oct. 15, 2022; vs. Mississippi College (49)

Scored 40 Points in One Half

VSU: Oct. 29, 2022; at North Greenville (44)
OPP: Oct. 1, 2022; at Delta State (42)

Scored 30 Points in One Half

VSU: Sept. 24, 2022; at Shorter (31)
OPP: Nov. 13, 2021; at West Florida (37)

Was Shutout

VSU: Sept. 14, 1991; at Central Florida (361 gms)
OPP: Oct. 9, 2021; vs Delta State (17 gms)

Bazemore-Hyder Stadium

Valdosta State's home football field for 37 of the Blazers' 40 playing years, Cleveland Field at Bazemore-Hyder Stadium offers Valdosta State with a football facility conveniently located adjacent to VSU's main campus.

The original stadium was constructed in 1922 and was named for the late Dr. A.G. Cleveland, who was superintendent of Valdosta City Schools from 1919 through 1949. In the spring of 1996, two legendary coaches from the Valdosta area were honored when the complex was named after the late Wright Bazemore and Nick Hyder.

The original stadium was leveled following the 2003 season and rebuilt from the ground up, providing the Blazers with a state-of-the-art facility for its home games. The seating capacity of the stadium rose to 10,100 including three prime sections featuring theater-style seating with the remainder of the stands featuring benches with seat backs. New SprintTurf was installed on the playing surface while locker rooms were added to each end of the stadium and a new press box was built above the main stands on the home side of the field.

Valdosta State played its first seven seasons at Cleveland Field, tallying a 24-14 record, before returning to the stadium prior to the 1992 season. The Blazers have been dominant since returning to the stadium as they have gone 166-49-1 over the 36 playing years there. Since 2000, the Blazers have gone 109-24 at home for a blistering .830 winning percentage.

In 2018, VSU went a perfect 8-0 at Bazemore-Hyder Stadium for its eighth undefeated season at home in program history. The eight home wins in 2018 were the most since recording a school-record nine home victories in 2002. In addition, the eight wins tied the record with the 1994 team for second all-time in a season. VSU is 17-7 all-time in the NCAA Playoffs at home.


Following the 2020 season being cancelled due to the COVID-19 Pandemic, 2021 saw the Blazers record their ninth undefeated season at home, going 9-0 for the second time in program history (2002).



VALDOSTA STATE AT HOME

YEAR	STADIUM	HOME RECORD
1982	Cleveland Field	3-2
1983	Cleveland Field	3-3
1984	Cleveland Field	2-3
1985	Cleveland Field	5-2
1986	Cleveland Field	4-0
1987	Cleveland Field	3-2
1988	Cleveland Field	4-2
1989	Martin Stadium	3-1
1990	Martin Stadium	2-2
1991	Martin Stadium	4-1
1992	Cleveland Field	3-0-1
1993	Cleveland Field	5-1
1994	Cleveland Field	8-0
1995	Cleveland Field	5-0
1996	Cleveland Field	6-1
1997	Bazemore-Hyder Stadium*	3-2
1998	Bazemore-Hyder Stadium*	2-3
1999	Bazemore-Hyder Stadium*	2-4
2000	Bazemore-Hyder Stadium*	4-1
2001	Bazemore-Hyder Stadium*	7-1
2002	Bazemore-Hyder Stadium*	9-0
2003	Bazemore-Hyder Stadium*	3-2
2004	Bazemore-Hyder Stadium*	6-0
2005	Bazemore-Hyder Stadium*	5-2
2006	Bazemore-Hyder Stadium*	5-0
2007	Bazemore-Hyder Stadium*	7-1
2008	Bazemore-Hyder Stadium*	5-1
2009	Bazemore-Hyder Stadium*	4-2
2010	Bazemore-Hyder Stadium*	4-2
2011	Bazemore-Hyder Stadium*	3-2
2012	Bazemore-Hyder Stadium*	6-1
2013	Bazemore-Hyder Stadium*	3-2
2014	Bazemore-Hyder Stadium*	3-2
2015	Bazemore-Hyder Stadium*	5-1
2016	Bazemore-Hyder Stadium*	5-1
2017	Bazemore-Hyder Stadium*	2-2
2018	Bazemore-Hyder Stadium*	8-0
2019	Bazemore-Hyder Stadium*	5-1
2020	Bazemore-Hyder Stadium* (No Season due to COVID-19)	0-0
2021	Bazemore-Hyder Stadium*	9-0
2022	Bazemore-Hyder Stadium*	1-3
Total Home Record		175-56-1 (.756)
Cleveland Field/Bazemore-Hyder Stadium		166-52-1 (.760)
Martin Stadium		9-4 (.692)

*The official stadium named changed to Cleveland Field at Bazemore-Hyder Stadium in 1996



Season-Openers/Overall Coaching Records

Season-Opener Game-By-Game

09/11/82	H	Mississippi College	L	28-13
09/10/83	H	Mississippi College	L	26-3
09/14/84	H	Clark Atlanta	W	49-0
09/08/85	H	Fort Valley State	L	17-3
09/14/86	H	Fort Valley State	W	17-0
09/12/87	H	Fort Valley State	W	21-14
09/10/88	H	Fort Valley State	W	14-13
09/02/89	A	Georgia Southern	L	31-10
09/01/90	A	Georgia Southern	L	17-10
09/14/91	A	Central Florida	L	12-0
09/12/92	A	Georgia Southern	L	24-13
09/02/93	H	Mount Senario	W	65-0
09/03/94	H	Knoxville	W	36-0
09/02/95	H	Gardner-Webb	W	34-21
08/31/96	A	Gardner-Webb	W	42-16
08/30/97	A	Georgia Southern	L	45-26
08/29/98	A	Albany State	W	20-10
08/28/99	H	Albany State	W	18-6
08/26/00	A	Albany State	W	42-6
08/25/01	H	Albany State	W	41-6
08/31/02	A	Albany State	W	26-0
08/30/03	H	Albany State	W	21-3
09/04/04	A	Albany State	L	24-22
08/27/05	N	Fort Valley State	W	32-10
09/02/06	A	Albany State	W	20-16
09/01/07	H	Albany State	W	41-3
08/23/08	A	Fort Valley State	W	56-3
08/29/09	H	Newberry	L	31-24
09/04/10	H	Wingate	W	25-22
09/03/11	A	Wingate	W	34-28 (20T)
09/01/12	A	Saginaw Valley St.	L	28-24
09/07/13	N	Fort Valley State	W	36-21
09/06/14	H	Albany State	W	38-10
09/03/15	A	Albany State	W	21-13
09/03/16	H	Albany State	W	16-7
09/02/17	A	Albany State	L	29-12
09/01/18	H	Albany State	W	45-14
09/07/19	A	Albany State	W	38-3
09/04/21	H	Savannah State	W	53-7
09/01/22	H	Keiser	W	36-21

Season-Opener Records

All-time	28-12 (.700)			
Home Games	17-4			
Road Games	9-8			
Neutral Games	2-0			
Longest Winning Streak	6, (1998-2003)			
Longest Losing Streak	4, (1989-1992)			
Points Scored	1081 (27.0ppg)			
Points Against	578 (14.5 ppg)			
Most-Played Opponent	Albany State			
Opponent	Overall	Home	Away	Neutral
Albany State	13-2	7-0	6-2	--
Central Florida	0-1	--	0-1	--
Clark Atlanta	1-0	1-0	--	--
Fort Valley State	6-1	3-1	1-0	2-0
Gardner-Webb	2-0	1-0	1-0	--
Georgia Southern	0-4	--	0-4	--
Keiser	1-0	1-0	--	--
Knoxville	1-0	1-0	--	--
Mississippi Coll.	0-2	0-2	--	--
Mount Senario	1-0	1-0	--	--
Newberry	0-1	0-1	--	--
Saginaw Valley St.	0-1	--	0-1	--
Savannah State	1-0	1-0	--	--
Wingate	2-0	1-0	1-0	--

Overall Coaching Records

Victories - All Games

Coach	Years	W	L	T	PCT
David Dean	2007-15	79	27	0	.745
Chris Hatcher	2000-06	76	12	0	.864
Hal Mumme	1993-96	40	17	1	.698
Mike Cavan	1986-91	37	22	2	.623
Kerwin Bell	2006-18	27	7	0	.794
Gary Goff	2019-21	22	3	0	.880
Mike Kelly	1997-99	15	16	0	.484
Jim Goodman	1982-84	15	17	1	.470
Jim Berryman	1985	5	6	0	.455
Tremaine Jackson	2022	4	5	0	.444
Mark Nelson	1999	0	2	0	.000

Winning Percentage - All Games (Min 1 Season)

Coach	Years	W	L	T	PCT
Gary Goff	2019-21	22	3	0	.880
Chris Hatcher	2000-06	76	12	0	.864
Kerwin Bell	2006-18	27	7	0	.794
David Dean	2007-15	79	27	0	.745
Hal Mumme	1993-96	40	17	1	.698
Mike Cavan	1986-91	37	22	2	.623
Mike Kelly	1997-99	15	16	0	.484
Jim Goodman	1982-84	15	17	1	.470
Jim Berryman	1985	5	6	0	.455
Mark Nelson	1999	0	2	0	.000

Victories - GSC Games (Min 1 Season)

Coach	Years	W	L	T	PCT
Chris Hatcher	2000-06	56	6	0	.903
David Dean	2007-15	42	19	0	.688
Mike Cavan	1986-91	29	15	2	.652
Hal Mumme	1993-96	24	10	1	.700
Kerwin Bell	2016-18	19	5	0	.792
Gary Goff	2019-21	14	1	0	.933
Mike Kelly	1997-99	12	12	0	.500
Jim Goodman	1982-84	7	14	0	.333
Jim Berryman	1985	3	5	0	.375
Mark Nelson	1999	0	2	0	.000

Winning Percentage - GSC Games (Min 1 Season)

Coach	Years	W	L	T	PCT
Gary Goff	2019-21	14	1	0	.933
Chris Hatcher	2000-06	56	6	0	.903
Kerwin Bell	2016-18	19	5	0	.792
Hal Mumme	1993-96	24	10	1	.700
David Dean	2007-15	42	19	0	.688
Mike Cavan	1986-91	29	15	2	.652
Mike Kelly	1997-99	12	12	0	.500
Jim Berryman	1985	3	5	0	.375
Jim Goodman	1982-84	7	14	0	.333
Mark Nelson	1999	0	2	0	.000

Bazemore-Hyder Stadium Records

INDIVIDUAL RECORDS

Rushing:		
Attempts:	35, by Tregnel Thomas of Delta State	Nov. 1, 1997
Yards:	319 by Jada Byers of Va. Union	Sept. 10, 2022
Long Rush:	84, by Jamar Thompkins of VSU	Dec. 8, 2018
Touchdowns:	4, by Rogan Wells of VSU	Oct. 28, 2017
Passing:		
Attempts:	66, by Dane King of Henderson State	Oct. 8, 2005
Completions:	45, by Chris Hatcher of VSU	Oct. 23, 1993
Yards:	497, by Dusty Bonner of VSU	Nov. 17, 2001
Touchdowns:	7, 3x - Last by Dusty Bonner of VSU	Nov. 4, 2000
Interceptions:	5, 2x - Last Greg Jackson of West Florida	Sept. 24, 2016
Long Completion:	94 by Nate Poppell of Texas A&M-Kingsville	Nov. 1, 2012
Receiving:		
Receptions:	20, by Sean Pender of VSU	Nov. 4, 1995
Yards:	319, by Kyle Henderson of West Alabama	Oct. 26, 2002
Touchdowns:	4, 4x - Last Seantavius Jones of VSU	Oct. 12, 2012
Long Reception:	94, by Robert Armstrong of Texas A&M-Kingsville	Nov. 1, 2012
Total Offense:		
Yards:	508, by Scott Eyster of Delta State	Oct. 2, 2004
Defense:		
Tackles:	21, by Chris Pope of VSU	Dec. 1, 2012
Tackles for Loss:	5.0, Lawrence Virgil of VSU	Nov. 24, 2012
Sacks:	4.0, 2x - Last Tyler Josey of VSU	Nov. 1, 2012
Interceptions:	3, 2x - Last Oatha Foster of West Ala.	Sept. 22, 2012
Long Return:	100, by David Brown of VSU	Dec. 8, 2018
Fumbles Forced:	3, by Tyler Josey of VSU	Nov. 1, 2012
Fumbles Recovered:	2, 2x - Last Dominic Splinks of Delta State	Oct. 2, 2008
Long Return:	86 by Dominique Wheeler of VSU	Sept. 28, 2013
Scoring:		
Touchdowns:	4, 5x - Last Rogan Wells of VSU	Oct. 6, 2018
Points:	24, 5x - Last Rogan Wells of VSU	Oct. 6, 2018
PAT Attempts:	10, by Daniel Andersen of VSU	Nov. 7, 2009
PAT Made:	10, by Daniel Andersen of VSU	Nov. 7, 2009
FG Attempted:	5, Estin Thiele of VSU	Sept. 1, 2022
FG Made:	5, Estin Thiele of VSU	Sept. 1, 2022
Long FG:	54 by Keith Moore of VSU	Sept. 21, 1985
Punting:		
Punts:	12, by VSU vs. West Florida	Sept. 24, 2016
Total Yards:	494, by Lewis Hays of Shorter	Sept. 22, 2018
Average:	54.0, by Andrew Jones of Delta State	Oct. 20, 2012
Long Punt:	65, by Andrew Jones of Delta State	Oct. 20, 2012
Punt Return:		
Total Yards:	168, by Sherard Reynolds of VSU	Sept. 23, 2006
Touchdowns:	1, 5x - Last by Gary Simon	Oct. 22, 2016
Longest Return:	94, by Quin Roberson of VSU	Sept. 8, 2012
Kickoff Returns:		
Total Yards:	196, by Michael Allen of West Alabama	Oct. 21, 2000
Touchdowns:	1, 10x times - Last L.C. Gallimore of VSU	Oct. 5, 2021
Longest Return:	98 by Tyran Robinson of VSU	No. 22, 2003

TEAM RECORDS

Rushing:		
Attempts:	68, by Jacksonville State	Sept. 24, 1988
Yards:	598, by Mississippi College	Oct. 15, 2022
Touchdowns:	7, 2x - Last by VSU vs. Edward Waters	Sept. 29, 2012
Passing:		
Attempts:	68, by VSU vs. St. Ambrose	Oct. 14, 1995
Completions:	48, by VSU vs. St. Ambrose	Oct. 14, 1995
Yards:	508, by VSU vs. St. Ambrose	Oct. 14, 1995
Touchdowns:	7, 3x - Last by VSU vs. Ouachita Baptist	Nov. 4, 2000
Total Offense:		
Yards:	719, by VSU vs. West Georgia	Nov. 27, 2021
Defense:		
Interceptions:	5, 3x - Last vs. UNCP	Nov. 18, 2016
Int. Return Yards:	105, by North Alabama	Nov. 12, 2005
Fumbles Forced:	5, by VSU vs. Carson-Newman	Nov. 15, 2008
Fumble Recoveries:	4, 5x - Last by VSU vs. Albany State	Sept. 6, 2014
Return Yards:	86, by VSU vs. Angelo State	Sept. 28, 2013
Scoring:		
Touchdowns:	10, 2x - Last by VSU vs. Edward Waters	Nov. 7, 2009
Points:	70, by VSU vs. Edward Waters	Nov. 7, 2009
PAT Attempts:	10, 2x - Last by VSU vs. Edward Waters	Nov. 7, 2009
PAT Made:	10, by VSU vs. Edward Waters	Nov. 7, 2009
FG Attempted:	5, by VSU vs. Keiser	Sept. 1, 2022
FG Made:	5, by VSU vs. Keiser	Sept. 1, 2022
Punt Return:		
Total Yards:	202, by VSU vs. Arkansas Tech	Sept. 23, 2006
Touchdowns:	2, by VSU vs. North Alabama	Dec. 1, 2007
Kickoff Returns:		
Total Yards:	243, by Edward Waters	Nov. 7, 2009
Touchdowns:	1, 10x - Last by VSU vs. Delta State	Oct. 5, 2021
Miscellaneous:		
First Downs:	39, by VSU vs. Carson-Newman	Nov. 21, 2015
Penalties:	19, by VSU vs. Arkansas-Monticello	Oct. 11, 1997
Penalty Yards:	170, by VSU vs. Albany State	Aug. 28, 1999

Valdosta State vs. Nationally Ranked Teams

VS. RANKED TEAMS
Overall: 71-64-2 (136 games)
Home: 40-26-1; Away: 26-35-1; Neutral: 5-3

Date	W/L/T	Game	Site
10/30/82	L	#7 North Alabama 53, Valdosta State 7	VALDOSTA
10/29/83	L	#4 North Alabama 27, Valdosta State 0	Florence, Ala.
10/06/84	L	#2 Troy State 27, Valdosta State 12	Dothan, Ala.
11/09/85	L	#11 Mississippi College 28, Valdosta State 7	Clinton, Miss.
11/23/85	L	#4 North Alabama 45, Valdosta State 0	Florence, Ala.
10/11/86	L	#11 Troy State 45, Valdosta State 10	Troy, Ala.
11/08/86	W	#17 Valdosta State 21, #15 Miss. College 10	VALDOSTA
10/03/87	W	#7 Valdosta St. 27, #10 Jacksonville St. 10	Jacksonville, Ala.
10/10/87	L	#18 Troy State 44, #7 Valdosta State 7	VALDOSTA
10/01/88	W	Valdosta State 21, #8 Troy State 16	Troy, Ala.
10/22/88	W	Valdosta State 48, #10 Central Florida 19	VALDOSTA
10/29/88	L	#10 Mississippi College 31, Valdosta State 21	VALDOSTA
09/23/89	L	#3 Jacksonville St. 17, Valdosta State 15	Jacksonville, Ala.
10/28/89	L	#13 Mississippi College 32, Valdosta State 3	Clinton, Miss.
11/10/90	L	#15 North Alabama 26, Valdosta State 10	VALDOSTA
09/28/91	L	#3 Jacksonville St. 24, Valdosta State 3	Jacksonville, Ala.
11/02/91	T	Valdosta State 10, #3 Miss. College 10	Clinton, Miss.
09/26/92	L	#3 Jacksonville St. 20, Valdosta State 6	Jacksonville, Ala.
11/14/92	W	#20 Valdosta State 24, #16 North Ala. 24	VALDOSTA
09/18/93	T	#10 Valdosta St. 49, #17 Fort Valley St. 24	Fort Valley, Ga.
11/06/93	L	#1 North Alabama 31, #18 Valdosta State 21	VALDOSTA
10/15/94	W	#3 Valdosta State 49, #15 West Georgia 33	VALDOSTA
11/05/94	L	#1 North Alabama 38, #2 Valdosta State 21	Florence, Ala.
11/19/94	W	#6 Valdosta State 14, #11 Albany State 7	VALDOSTA
11/26/94	L	#1 North Alabama 27, #6 Valdosta State 24	Florence, Ala.
09/09/95	L	#10 North Dakota St. 19, #14 Valdosta St. 14	Fargo, N.D.
09/30/95	L	#15 Central Arkansas 30, Valdosta State 24	Conway, Ark.
10/28/95	L	#1 North Alabama 26, Valdosta State 9	Florence, Ala.
11/11/95	L	#17 West Georgia 44, Valdosta State 6	Carrollton, Ga.
11/16/96	L	#12 West Georgia 42, #5 Valdosta State 21	VALDOSTA
11/23/96	W	#5 Valdosta State 38, #14 Albany State 28	VALDOSTA
11/30/96	L	#6 Carson-Newman 24, #5 VSU 19	Jefferson City, Tenn.
09/06/97	L	#2 Carson-Newman 28, Valdosta State 7	VALDOSTA
11/15/97	L	#16 West Georgia 35, Valdosta State 21	Carrollton, Ga.
08/29/98	W	Valdosta State 20, #8 Albany State 10	Albany, Ga.
10/17/98	L	#15 Southern Ark. 40, Valdosta State 13	Magnolia, Ark.
11/14/98	L	#18 West Georgia 26, Valdosta State 13	Carrollton, Ga.
08/28/99	W	Valdosta State 18, #7 Albany State 6	VALDOSTA
10/16/99	L	#12 Southern Arkansas 28, Valdosta State 14	VALDOSTA
09/02/00	W	Valdosta State 46, #12 Fort Valley State 0	VALDOSTA
09/16/00	W	#21 Valdosta State 30, #9 Southern Ark. 29	Magnolia, Ark.
10/07/00	L	#15 Delta State 45, #9 Valdosta State 35	VALDOSTA
11/11/00	W	#7 Valdosta State 45, #4 West Georgia 35	Carrollton, Ga.
11/18/00	L	#11 Delta State 45, #6 Valdosta State 12	Cleveland, Miss.
09/22/01	W	#4 Valdosta State 42, #21 Central Ark. 34	Conway, Ark.
10/06/01	W	#4 Valdosta State 70, #1 Delta State 12	Cleveland, Miss.
11/10/01	W	#1 Valdosta State 31, #18 West Georgia 6	VALDOSTA
11/17/01	W	#1 Valdosta State 40, #21 Fort Valley State 24	VALDOSTA
11/24/01	L	#7 Catawba 37, #1 Valdosta State 34	VALDOSTA
09/07/02	W	#3 Valdosta State 32, #21 Fort Valley State 6	VALDOSTA
10/19/02	W	#2 Valdosta State 35, #14 Central Ark. 11	Conway, Ark.
11/23/02	W	#2 Valdosta State 24, #16 Catawba 7	VALDOSTA
11/30/02	W	#2 Valdosta State 31, #3 Carson-Newman 28	VALDOSTA
12/07/02	W	#2 Valdosta State 21, #18 Texas A&M-Kingsville 12	VALDOSTA
12/14/02	L	#1 Grand Valley St. 31, #2 Valdosta State 24	Florence, Ala.
09/27/03	W	#2 Valdosta State 41, #9 Southern Ark. 17	Magnolia, Ark.
11/01/03	L	#3 North Alabama 17, #1 Valdosta State 10	VALDOSTA
11/22/03	L	#8 Carson-Newman 35, #5 Valdosta State 29	VALDOSTA
09/04/04	L	#23 Albany State, #3 Valdosta State 22	Albany, Ga.
09/25/04	W	#12 Valdosta State 22, #19 Central Ark. 12	Conway, Ark.
10/02/04	W	#12 Valdosta State 51, #11 Delta State 48	VALDOSTA
10/23/04	W	#5 Valdosta State 24, #23 North Alabama 20	Florence, Ala.
11/20/04	W	#3 Valdosta State 38, #13 Carson-Newman 12	VALDOSTA
11/27/04	W	#3 Valdosta State 38, #2 Albany State 24	Albany, Ga.
12/04/04	W	#3 Valdosta State 45, #23 West Chester 21	VALDOSTA
12/11/04	W	#3 Valdosta State 36, #1 Pittsburg State 31	Florence, Ala.
09/03/05	W	#1 Valdosta State 24, #10 Albany State 9	VALDOSTA
10/01/05	W	#5 Valdosta State 24, #24 Delta State 23	Cleveland, Miss.
10/20/05	W	#3 Valdosta State 26, #14 North Alabama 23	VALDOSTA
11/12/05	L	#13 North Alabama 40, #9 Valdosta State 13	VALDOSTA
09/02/06	W	#6 Valdosta State 20, #9 Albany State 16	Albany, Ga.
09/23/06	W	#5 Valdosta State 51, #25 Arkansas Tech 14	VALDOSTA
10/12/06	L	#16 Delta State 35, #5 Valdosta State 28	Cleveland, Miss.
10/28/06	L	#3 North Alabama 31, #12 Valdosta State 24 (ot)	Florence, Ala.
09/01/07	W	#6 Valdosta State 41, #21 Albany State 3	VALDOSTA
10/11/07	L	#8 Delta State 35, #5 Valdosta State 31	VALDOSTA
10/27/07	W	#11 Valdosta State 27, #2 North Alabama 24	VALDOSTA
11/24/07	W	#8 Valdosta State 55, #12 Catawba 29	VALDOSTA
12/01/07	W	#8 Valdosta State 37, #10 North Alabama 23	VALDOSTA
12/08/07	W	#8 Valdosta State 28, #6 California (Pa.) 24	California, Pa.
12/15/07	W	#8 Valdosta St. 25, #5 NW Missouri St. 20	Florence, Ala.
08/30/08	W	#1 Valdosta State 14, #20 Newberry 20	Newberry, S.C.
10/02/08	L	#14 Delta State 27, #1 Valdosta State 24 (ot)	VALDOSTA
10/25/08	L	#8 North Alabama 41, #9 Valdosta State 23	Florence, Ala.
11/15/08	W	#13 Valdosta St. 24, #21 Carson-Newman 20	VALDOSTA
11/22/08	L	#5 North Alabama 37, #13 Valdosta State 10	Florence, Ala.
10/01/09	L	#25 Delta State 31, Valdosta State 23	Cleveland, Miss.
10/22/09	L	#1 North Alabama 62, Valdosta State 27	VALDOSTA
10/14/10	W	Valdosta State 5, #3 North Alabama 0	Florence, Ala.
09/03/11	W	#20 Valdosta State 34, #14 Wingate 28 (2pt)	Wingate, N.C.
09/17/11	W	#12 Valdosta State 30, #6 Albany State 27	Albany, Ga.
10/15/11	W	#12 Valdosta State 22, #22 West Alabama 21	VALDOSTA
10/22/11	L	#1 Delta State 36, #10 Valdosta State 33	Cleveland, Miss.
11/12/11	L	#13 North Alabama 30, Valdosta State 23	VALDOSTA
09/22/12	L	#23 West Alabama 39, #16 Valdosta State 28	VALDOSTA
12/01/12	W	#17 Valdosta St. 48, #22 Carson-Newman 26	VALDOSTA
12/08/12	W	#17 Valdosta St. 35, #5 Minn. St.-Mankato 19	Mankato, Minn.
12/15/12	W	#17 Valdosta St. 35, #2 Winston-Salem St. 7	Florence, Ala.
10/10/13	L	#14 West Alabama 49, #1 Valdosta St. 30	Livingston, Ala.

11/07/13	L	#14 UNC-Pembroke 34, Valdosta State 29	VALDOSTA
09/13/14	W	VSU 22, #12 Winston Salem St. 17	Powder Springs, Ga.
09/20/14	L	#14 Delta St. 49, Valdosta State 32	VALDOSTA
09/27/14	L	#5 North Alabama 31, Valdosta State 29	Florence, Ala.
10/11/14	W	Valdosta State 40, #21 West Georgia 6	VALDOSTA
11/22/14	W	Valdosta State 33, #12 North Alabama 31	Florence, Ala.
11/29/14	W	Valdosta State 23, #3 Lenoir-Rhyne 21	Hickory, N.C.
12/06/14	L	#25 West Georgia 31, Valdosta State 17	VALDOSTA
10/03/15	L	#8 North Alabama, #8 Valdosta State 12	VALDOSTA
10/10/15	L	#2 West Georgia 49, #21 Valdosta State 28	Carrollton, Ga.
11/21/15	W	#17 Valdosta St. 61, #22 Carson-Newman 59	VALDOSTA
11/28/15	L	#7 West Georgia 27, #17 Valdosta St. 20	Carrollton, Ga.
09/17/16	L	#20 North Alabama 44, #23 Valdosta St. 19	Florence, Ala.
10/09/16	W	#25 Valdosta State 38, #12 West Georgia 27	VALDOSTA
11/19/16	L	#16 UNC-Pembroke 24, #23 Valdosta St. 21	VALDOSTA
09/17/17	L	#11 North Alabama 30, Valdosta State 24	VALDOSTA
11/04/17	L	#23 West Alabama 38, Valdosta State 14	VALDOSTA
09/15/18	W	Valdosta State 58, #8 West Alabama 24	Livingston, Ala.
11/10/18	W	#5 Valdosta State 47, #3 West Georgia 31	VALDOSTA
11/24/18	W	#3 Valdosta State 66, #22 Bowie State 16	VALDOSTA
12/01/18	W	#3 Valdosta State 61, #17 Lenoir-Rhyne 21	VALDOSTA
12/08/18	W	#3 Valdosta State 30, #11 Notre Dame College 24	VALDOSTA
12/15/18	W	#3 Valdosta State 49, #2 Ferris State 47	McKinney, Texas
09/21/19	W	#1 Valdosta State 44, #20 West Alabama 27	VALDOSTA
11/09/19	W	#1 Valdosta State 26, #20 West Florida 21	VALDOSTA
11/30/19	L	#20 West Florida 38, #1 Valdosta State 35	VALDOSTA
10/16/21	W	#3 Valdosta State 42, #10 West Alabama 17	Livingston, Ala.
10/30/21	W	#2 Valdosta State 36, #3 West Georgia 34	VALDOSTA
11/13/21	L	#4 West Florida 61, #2 Valdosta State 42	Pensacola, Fla.
11/27/21	W	#5 Valdosta State 66, #13 West Georgia 35	VALDOSTA
12/04/21	W	#5 Valdosta State 41, #10 Bowie State 17	VALDOSTA
12/11/21	W	#5 Valdosta State 34, #9 Colorado School of Mines 31	VALDOSTA
12/18/21	L	#1 Ferris State 58, #5 Valdosta State 17	McKinney, Texas
09/01/22	W	#2 Valdosta State 36, #7 Keiser (NAIA)	VALDOSTA
10/01/22	L	#21 Delta State 70, #13 Valdosta State 31	Cleveland, Miss.
10/22/22	L	#25 West Georgia 54, Valdosta State 17	Carrollton, Ga.

VALDOSTA STATE VS. NO. 1
Overall: 2-6 (8 games)
Home: 0-2; Away: 1-3; Neutral: 1-1

Date	W/L	Game	Site
11/06/93	L	#1 North Alabama 31, #18 Valdosta State 21	VALDOSTA
11/05/94	L	#1 North Alabama 38, #2 Valdosta State 21	Florence, Ala.
10/28/95	L	#1 North Alabama 26, Valdosta State 9	Florence, Ala.
10/06/01	W	#4 Valdosta State 70, #1 Delta State 12	Cleveland, Miss.
12/14/02	L	#1 Grand Valley St. 31, #2 Valdosta State 24	Florence, Ala.
12/11/04	W	#3 Valdosta State 36, #1 Pittsburg State 31	Florence, Ala.
10/22/09	L	#1 North Alabama 62, Valdosta State 27	VALDOSTA
10/22/11	L	#1 Delta St. 36, No. 10 Valdosta State 33	Cleveland, Miss.
12/18/21	L	#1 Ferris State 58, #5 Valdosta State 17	McKinney, Texas

VALDOSTA STATE AS NO. 1
Overall: 29-7 (36 games)
Home: 17-4; Away: 10-3; Neutral: 2-0

Date	W/L	Game	Site
10/26/96	W	#1 Valdosta State 42, Southern Arkansas 7	VALDOSTA
11/02/96	L	Delta State 34, #1 Valdosta State 28	Cleveland, Miss.
10/13/01	W	#1 Valdosta State 51, Harding 17	VALDOSTA
10/20/01	W	#1 Valdosta State 56, West Alabama 8	Livingston, Ala.
10/27/01	W	#1 Valdosta State 54, North Alabama 7	VALDOSTA
11/03/01	W	#1 Valdosta St. 56, Ouachita Baptist 1	Arkadelphia, Ark.
11/10/01	W	#1 Valdosta State 31, #18 West Georgia 6	VALDOSTA
11/17/01	W	#1 Valdosta State 40, #21 Fort Valley State 24	VALDOSTA
11/24/01	L	#7 Catawba 37, #1 Valdosta State 34	VALDOSTA
10/25/03	W	#1 Valdosta State 58, West Alabama 13	Livingston, Ala.
11/01/03	L	#3 North Alabama 17, #1 Valdosta State 10	VALDOSTA
08/27/05	W	#1 Valdosta State 32, Fort Valley State 10	Macon, Ga.
09/03/05	W	#1 Valdosta State 24, #10 Albany State 9	VALDOSTA
09/10/05	W	#1 Valdosta State 52, Ouachita Baptist 20	VALDOSTA
09/17/05	L	Harding 16, #1 Valdosta State 13	Searcy, Ark.
08/23/08	W	#1 Valdosta State 56, Fort Valley State 3	VALDOSTA
08/30/08	W	#1 Valdosta State 14, #20 Newberry 20	Newberry, S.C.
09/20/08	W	#1 Valdosta State 29, Ouachita Baptist 6	VALDOSTA
09/27/08	W	#1 Valdosta State 33, West Alabama 14	Livingston, Ala.
10/02/08	L	#14 Delta State 27, #1 Valdosta State 24 (ot)	VALDOSTA
09/07/13	W	#1 Valdosta State 36, Fort Valley State 21	Macon, Ga.
09/21/13	W	#1 Valdosta State 41, Shorter 0	VALDOSTA
09/28/13	W	#1 Valdosta State 37, Angelo State 3	VALDOSTA
10/05/13	W	#1 Valdosta State 52, Florida Tech 14	VALDOSTA
10/10/13	L	#14 West Alabama 49, #1 Valdosta St. 30	Livingston, Ala.
09/07/19	W	#1 Valdosta State 38, Albany State 3	Albany, Ga.
09/14/19	W	#1 Valdosta State 48, Ohio Dominican 21	VALDOSTA
09/21/19	W	#1 Valdosta State 44, #20 West Alabama 27	VALDOSTA
09/28/19	W	#1 Valdosta State 44, Shorter 7	Rome, Ga.
10/05/19	W	#1 Valdosta State 42, Mississippi College 17	VALDOSTA
10/12/19	W	#1 Valdosta State 34, Delta State 13	Cleveland, Miss.
10/19/19	W	#1 Valdosta State 55, Florida Tech 28	VALDOSTA
10/26/19	W	#1 Valdosta State 20, North Greenville 15	Tigerville, S.C.
11/09/19	W	#1 Valdosta State 26, #20 West Florida 21	VALDOSTA
11/16/19	W	#1 Valdosta State 42, West Georgia 14	Carrollton, Ga.
11/30/19	L	#20 West Florida 38, #1 Valdosta State 35	VALDOSTA

All-Time Series History

Opponent	W-L-T	1st Game	Result	Last Game	Result	Home	Away	Neutral	PF	PA	NCAA
Albany State	20-2-0	10/23/82	W, 36-13	09/18/21	W, 21-3	11-0-0	9-2-0	0-0-0	622	261	3-0
American Int'l	1-0-0	10/24/92	W, 31-21	10/24/92	W, 31-21	1-0-0	0-0-0	0-0-0	31	21	0-0
Angelo State	2-0-0	09/15/12	W, 43-10	09/28/13	W, 37-3	1-0-0	0-0-0	1-0-0	80	13	0-0
Arkansas-Monticello	8-2-0	10/12/96	W, 52-24	10/01/11	L, 23-9	4-1-0	4-1-0	0-0-0	411	199	0-0
Arkansas Tech	9-1-0	09/23/95	W, 6-0	10/30/10	W, 21-7	5-0-0	4-1-0	0-0-0	286	147	0-0
Bishop College	1-0-0	11/02/85	W, 19-2	11/02/85	W, 19-2	1-0-0	0-0-0	0-0-0	19	2	0-0
Bowie State	2-0-0	11/24/18	W, 66-16	12/04/21	W, 41-17	2-0-0	0-0-0	0-0-0	107	33	2-0
California (Pa.)	1-0-0	12/08/07	W, 28-24	12/08/07	W, 28-24	0-0-0	1-0-0	0-0-0	28	24	1-0
Carson-Newman	5-3-0	11/30/96	L, 24-19	11/21/15	W, 61-59	5-2-0	0-1-0	0-0-0	257	232	5-2
Catawba	2-1-0	11/24/01	L, 37-34	11/24/07	W, 55-29	2-1-0	0-0-0	0-0-0	113	73	2-1
Central Arkansas	9-2-0	09/30/95	L, 30-24	09/24/05	W, 12-7	4-1-0	5-1-0	0-0-0	351	224	0-0
Central Florida	3-5-0	10/02/82	W, 13-7	09/10/94	W, 31-14	2-0-0	1-5-0	0-0-0	139	152	0-0
Clark Atlanta	3-0-0	09/08/84	W, 49-0	09/24/94	W, 63-6	3-0-0	0-0-0	0-0-0	153	18	0-0
Colorado School of Mines	1-0-0	12/11/21	W, 34-31	12/11/21	W, 34-31	1-0-0	0-0-0	0-0-0	34	31	1-0
Cumberland	1-0-0	09/26/15	W, 56-22	09/26/15	W, 56-22	1-0-0	0-0-0	0-0-0	56	22	0-0
Delta State	19-21-1	10/09/82	L, 27-0	10/01/22	L, 70-31	9-10-0	10-11-1	0-0-0	1,295	1,078	0-1
East Tennessee State	0-1-0	10/20/90	L, 37-22	10/20/90	L, 37-22	0-0-0	0-1-0	0-0-0	22	37	0-0
Edward Waters College	2-0-0	11/07/09	W, 70-6	09/29/12	W, 58-10	2-0-0	0-0-0	0-0-0	128	16	0-0
Ferris State	1-1-0	12/15/18	W, 49-47	12/18/21	L, 58-17	0-0-0	0-0-0	1-1-0	66	105	1-1
Florida Atlantic	1-0-0	09/06/03	W, 45-17	09/06/03	W, 45-17	0-0-0	1-0-0	0-0-0	45	17	0-0
Florida Tech	6-1-0	10/05/13	W, 52-14	10/19/19	W, 55-28	4-0-0	2-1-0	0-0-0	290	165	0-0
Fort Valley State	19-3-0	09/14/85	L, 17-3	09/08/18	W, 55-6	10-2-0	5-1-0	4-0-0	731	211	1-0
Gardner-Webb	2-0-0	09/02/95	W, 34-21	08/31/96	W, 42-16	1-0-0	1-0-0	0-0-0	76	37	0-0
Georgia Southern	1-6-1	09/25/82	T, 27-27	08/30/97	L, 45-26	1-1-0	0-5-1	0-0-0	157	227	0-0
Grand Valley State	0-1-0	12/14/02	L, 31-24	12/14/02	L, 31-24	0-0-0	0-0-0	0-1-0	24	31	0-1
Harding	5-1-0	10/14/00	W, 50-39	10/17/09	W, 23-17	3-0-0	2-1-0	0-0-0	190	121	0-0
Henderson State	10-0-0	11/13/93	W, 42-20	10/10/09	W, 33-20	5-0-0	5-0-0	0-0-0	396	135	0-0
Jacksonville State	3-8-0	10/16/82	L, 43-11	09/26/92	L, 20-6	2-3-0	1-5-0	0-0-0	156	248	0-0
Keiser	1-0-0	09/01/22	W, 36-21	09/01/22	W, 36-21	1-0-0	0-0-0	0-0-0	36	21	0-0
Kentucky State	4-0-0	11/06/82	W, 48-13	10/01/16	W, 48-10	2-0-0	1-0-0	1-0-0	155	43	0-0
Knoxville College	1-0-0	09/03/94	W, 36-0	09/03/94	W, 36-0	1-0-0	0-0-0	0-0-0	36	0	0-0
Lenoir-Rhyne	2-0-0	11/29/14	W, 23-21	12/01/18	W, 61-21	1-0-0	1-0-0	0-0-0	84	42	2-0
Lees-McRae	1-0-0	10/26/91	W, 59-13	10/26/91	W, 59-13	1-0-0	0-0-0	0-0-0	59	13	0-0
Minnesota State	1-0-0	12/08/12	W, 35-19	12/08/12	W, 35-19	0-0-0	1-0-0	0-0-0	35	19	1-0
Miles College	1-0-0	09/17/22	W, 55-7	09/17/22	W, 55-7	0-0-0	1-0-0	0-0-0	55	7	0-0
Mississippi College	12-9-1	09/11/82	L, 28-13	10/15/22	L, 49-40	7-5-0	5-4-1	0-0-0	618	443	0-0
Mount Senario College	1-0-0	09/02/93	W, 65-0	09/02/03	W, 65-0	1-0-0	0-0-0	0-0-0	65	0	0-0
New Haven	1-0-0	10/08/94	W, 38-7	10/08/94	W, 38-7	1-0-0	0-0-0	0-0-0	38	7	0-0
Newberry	3-1-0	08/30/08	W, 14-9	09/08/11	W, 24-17	1-1-0	2-0-0	0-0-0	104	77	0-0
North Alabama	16-25-1	10/30/82	L, 53-7	09/16/17	L, 30-24	7-13-1	9-12-0	0-0-0	924	1,203	2-4
North Carolina-Pembroke	1-2-0	11/07/13	L, 34-29	11/19/16	L, 24-21	0-2-0	1-0-0	0-0-0	86	65	0-1
North Dakota State	0-1-0	09/09/95	L, 19-14	09/09/95	L, 19-14	0-0-0	0-1-0	0-0-0	14	19	0-0
North Greenville	4-0-0	10/20/18	W, 44-21	10/29/22	W, 58-37	2-0-0	2-0-0	0-0-0	153	94	0-0
Northwest Missouri State	1-0-0	12/15/07	W, 25-20	12/15/07	W, 25-20	0-0-0	0-0-0	1-0-0	25	20	1-0
Notre Dame College	1-0-0	12/08/18	W, 30-24	12/08/18	W, 30-24	1-0-0	0-0-0	0-0-0	30	24	1-0
Ohio Dominican	1-0-0	09/14/19	W, 48-21	09/14/19	W, 48-21	1-0-0	0-0-0	0-0-0	48	21	0-0
Quachita Baptist	11-1-0	11/04/00	W, 49-21	10/08/11	W, 40-13	6-0-0	5-1-0	0-0-0	474	218	0-0
Pittsburg State	1-0-0	12/11/04	W, 36-31	12/11/04	W, 36-31	0-0-0	0-0-0	1-0-0	36	31	1-0
Saginaw Valley State	0-1-0	09/01/12	L, 28-24	09/01/12	L, 28-24	0-0-0	0-1-0	0-0-0	24	28	0-0
Savannah State	6-0-0	09/24/83	W, 14-10	09/04/21	W, 51-7	4-0-0	2-0-0	0-0-0	172	53	0-0
Shorter	10-0-0	10/25/12	W, 37-6	09/24/22	W, 34-30	5-0-0	5-0-0	0-0-0	427	84	0-0
St. Ambrose	1-0-0	10/14/95	W, 41-0	10/14/95	W, 41-0	1-0-0	0-0-0	0-0-0	41	0	0-0
Southern Arkansas	13-3-0	10/26/96	W, 42-7	09/24/11	W, 38-21	7-1-0	6-2-0	0-0-0	517	321	0-0
Tarleton State	1-0-0	10/09/93	W, 68-10	10/09/93	W, 68-10	1-0-0	0-0-0	0-0-0	68	10	0-0
Tennessee-Martin	6-1-0	09/22/84	W, 38-6	09/15/90	W, 28-14	3-0-0	3-1-0	0-0-0	214	88	0-0
Texas A&M-Kingsville	3-0-0	12/07/02	W, 21-12	11/16/13	W, 35-27	2-0-0	1-0-0	0-0-0	94	70	1-0
Texas-El Paso	0-1-0	09/16/95	L, 34-24	09/16/95	L, 34-24	0-0-0	0-1-0	0-0-0	24	34	0-0
Troy State	4-7-0	09/18/82	W, 24-21	10/03/93	L, 26-10	2-3-0	2-3-0	0-1-0	155	235	0-0
Truman State	1-0-0	09/07/96	W, 49-35	09/07/96	W, 49-35	1-0-0	0-0-0	0-0-0	49	35	0-0
Virginia Union	1-1-0	09/11/21	W, 51-7	09/10/22	L, 45-40	0-1-0	1-0-0	0-0-0	91	52	0-0
West Alabama	35-6-0	11/13/82	W, 22-21	10/08/22	L, 34-31	19-3-0	16-3-0	0-0-0	1,359	718	1-0
West Chester	1-0-0	12/04/04	W, 45-21	12/04/04	W, 45-21	1-0-0	0-0-0	0-0-0	45	21	1-0
West Florida	4-2-0	9/24/16	W, 40-28	11/13/21	L, 61-42	2-1-0	2-1-0	0-0-0	221	188	0-0
West Georgia	28-14-0	10/22/83	W, 20-13	10/22/22	L, 54-17	15-4-0	11-10-0	2-0-0	1,286	997	1-2
Wingate	2-0-0	09/04/10	W, 25-22	09/03/11	W, 30-23	1-0-0	1-0-0	0-0-0	55	45	0-0
Winston-Salem State	3-0-0	12/15/12	W, 35-7	09/12/15	W, 31-3	0-0-0	0-0-0	3-0-0	88	27	1-0

Wins and Losses/Attendance

WON-LOSS BREAKDOWN

	W	L	T	PCT.
All Games	320	134	4	.704
Home	175	56	1	.760
Cleveland Field	166	52	1	.764
Martin Stadium	9	4	0	.692
Road/Neutral	145	78	3	.652
GSC Games	208	92	3	.696
Home	104	42	1	.720
Away	104	50	2	.697
Non-Conference	113	42	1	.783
Home	69	16	0	.819
Away/Neutral	44	26	1	.615
In August	10	2	0	.833
In September	105	38	1	.726
In October	124	49	0	.724
In November	67	42	3	.610
In December	14	3	0	.824
NCAA Playoffs	29	14	0	.674
Home	20	7	0	.741
Away	5	5	0	.500
Neutral	4	2	0	.667
Overtime Games	2	5	0	.286

YEARLY RECORDS

Year	Overall	GSC	Finish	Coach
1982	5-5-1	2-4	6th	Jim Goodman
1983	5-6	2-5	8th	Jim Goodman
1984	5-6	3-5	T-6th	Jim Goodman
1985	5-6	3-5	T-6th	Jim Berryman
1986	9-2	7-1	2nd	Mike Cavan
1987	6-4	4-4	4th	Mike Cavan
1988	6-3-1	4-3-1	4th	Mike Cavan
1989	5-5	5-3	3rd	Mike Cavan
1990	5-5	5-3	4th	Mike Cavan
1991	6-3-1	4-1-1	T-2nd	Mike Cavan
1992	5-4-1	3-2-1	T-2nd	Hal Mumme
1993	8-3	5-2	2nd	Hal Mumme
1994	11-2	6-1	T-2nd	Hal Mumme
1995	6-5	4-3	5th	Hal Mumme
1996	10-3	6-2	1st	Hal Mumme
1997	6-5	5-3	T-4th	Mike Kelly
1998	5-6	4-5	T-5th	Mike Kelly
1999	4-7	3-6	T-6th	Mike Kelly/Mark Nelson
2000	10-2	8-1	T-1st	Chris Hatcher
2001	12-1	9-0	1st	Chris Hatcher
2002	14-1	9-0	1st	Chris Hatcher
2003	10-2	8-1	2nd	Chris Hatcher
2004	13-1	9-0	1st	Chris Hatcher
2005	9-3	7-2	T-2nd	Chris Hatcher
2006	8-2	6-2	T-3rd	Chris Hatcher
2007	13-1	7-1	T-2nd	David Dean
2008	9-3	6-2	3rd	David Dean
2009	6-4	5-3	T-3rd	David Dean
2010	8-3	6-2	T-1st	David Dean
2011	6-4	1-3	5th	David Dean
2012	12-2	4-1	2nd	David Dean
2013	6-4	3-3	4th	David Dean
2014	10-3	5-2	T-3rd	David Dean
2015	9-3	5-2	T-3rd	David Dean
2016	8-3	6-2	T-2nd	Kerwin Bell
2017	5-4	5-3	T-2nd	Kerwin Bell
2018	14-0	8-0	1st	Kerwin Bell
2019	10-1	8-0	1st	Gary Goff
2020	NO SEASON DUE TO COVID-19			
2021	12-2	6-1	T-1st	Gary Goff
2022	4-5	2-4	-	Tremaine Jackson

SHUTOUT VICTORIES

Date	Score	Opponent
09/08/84	49-0	Clark Atlanta
09/21/85	27-0	Kentucky State
09/13/86	17-0	vs. Fort Valley State
09/21/91	7-0	Fort Valley State
09/02/93	65-0	Mount Senario
09/03/94	36-0	Knoxville
10/01/94	63-0	at West Alabama
09/23/95	6-0	Arkansas Tech
10/14/95	41-0	St. Ambrose
10/26/96	42-0	Southern Arkansas
09/13/97	10-0	at Fort Valley State
10/04/97	21-0	at North Alabama
09/02/00	46-0	Fort Valley State
08/31/02	26-0	at Albany State
09/21/02	42-0	Delta State
11/08/03	30-0	at Arkansas Tech
09/08/07	69-0	at Fort Valley State
10/20/07	37-0	at West Alabama
09/25/10	27-0	at Southern Arkansas
10/14/10	5-0	at North Alabama
09/21/13	41-0	Shorter
10/18/14	62-0	Mississippi College
11/12/16	44-0	Shorter
11/11/17	52-0	at Shorter
09/22/18	52-0	Shorter
10/09/21	55-0	Delta State

MILESTONE VICTORIES

No.	Score	Opponent, Date
1	24-21	Troy State, 09/18/82
50	42-15	at West Alabama, 10/07/89
81	14-7#	Albany State, 11/19/94
96	63-30*	Central Arkansas, 11/09/96
100	21-0	at North Alabama, 10/04/07
122	45-35*	at West Georgia, 11/11/00
133	31-6*	West Georgia, 11/10/01
145	19-3*	at West Georgia, 11/16/02
150	45-17	at Florida Atlantic, 09/06/03
167	35-12*	at West Georgia, 11/06/04
171	36-31^	vs. Pittsburg State, 12/11/04
200	28-24	at California (Pa.), 12/08/07
201	25-20^	vs. NW Missouri State, 12/15/07
224	31-13*	West Georgia, 11/06/10
242	35-7^	vs. Winston-Salem State, 12/15/12
250	22-17	vs. Winston-Salem State, 09/13/14
275	44-0	Shorter, 11/12/16
290	47-31*	West Georgia, 11/10/18
294	49-47^	vs. Ferris State, 12/15/18
300	34-13	at Delta State, 10/12/19

*GSC Title / ^NCAA Title / #1st NCAA Playoff Win

TOP TEN HOME CROWDS

No.	Att.	Opponent (Score)	Date
1.	11,473	Albany State (VSU, 41-6)	08/25/01
2.	10,948	Albany State (VSU, 14-7)	11/19/94
3.	10,558	West Georgia (VSU, 47-31)	11/10/18
4.	10,473	Albany State (VSU, 21-3)	08/30/03
5.	10,214	West Georgia (VSU, 49-33)	10/15/94
6.	10,199	Albany State (VSU, 18-6)	08/28/99
7.	10,100	Fort Valley State (FVSU, 17-3)	09/14/85
8.	10,039	North Alabama (VSU, 34-31)	10/05/96
9.	9,891	Fort Valley State (VSU, 46-0)	09/02/00
10.	9,576	Fort Valley State (VSU, 32-6)	09/07/02

HOME ATTENDANCE BREAKDOWN

Year	Games	Total	Average
1982	5	36,800	7,360
1983	6	28,500	4,750
1984	5	25,468	5,094
1985	5	37,100	6,183
1986	5	25,000	5,000
1987	5	27,000	5,400
1988	5	20,500	4,100
1989	4	18,286	4,571
1990	4	20,330	5,083
1991	7	32,762	4,680
1992	4	16,064	4,016
1993	6	35,559	5,927
1994	8	59,212	7,402
1995	5	24,602	4,920
1996	7	49,251	7,036
1997	4	19,910	4,978
1998	5	23,741	4,748
1999	6	27,126	4,521
2000	5	37,569	7,514
2001	8	50,382	6,298
2002	9	48,826	5,425
2003	6	40,466	6,744
2004	6	25,628	4,271
2005	7	37,293	5,328
2006	5	26,199	5,240
2007	7	36,643	5,235
2008	6	34,989	5,832
2009	6	30,730	5,122
2010	6	28,906	4,818
2011	5	27,087	5,417
2012	7	31,875	4,554
2013	5	22,684	4,537
2014	5	25,735	5,147
2015	6	18,499	3,083
2016	6	27,555	4,593
2017	4	17,585	4,396
2018	8	39,119	4,890
2019	6	29,950	4,992
2020	NO SEASON DUE TO COVID-19		
2021	9	35,399	3,933



2022 Valdosta State Blazer Game-By-Game Starters and Leaders

OFFENSE

OPP.	WR	WR	LT	LG	C	RG	RT	WR	QB	RB	RB/WR/TE
KU	HENDERSON	ROBERTS	CAMPBELL	RACELY	MARCUM	DE LA TORRE	JONES	B.K. SMITH	DURHAM	MCGILL	THOMPSON
VUU	HENDERSON	ROBERTS	CAMPBELL	RACELY	MARCUM	DE LA TORRE	MELENDEZ	B.K. SMITH	DURHAM	THOMPSON	ALLEN
MILES	HENDERSON	TALLEY	CAMPBELL	RACELY	MARCUM	COOLEY	MELENDEZ	B.K. SMITH	DURHAM	THOMPSON	MCGILL
SU	HENDERSON	TALLEY	CAMPBELL	RACELY	MARCUM	COOLEY	MELENDEZ	B.K. SMITH	DURHAM	THOMPSON	GILLAN
DSU	HENDERSON	TALLEY	CAMPBELL	RACELY	MARCUM	COOLEY	MELENDEZ	B.K. SMITH	DURHAM	MCGILL	ROBERTS
UWA	HURST	TALLEY	CAMPBELL	RACELY	MARCUM	COOLEY	MELENDEZ	B.K. SMITH	DURHAM	MCGILL	TISDALE
MC	HURST	TALLEY	CAMPBELL	RACELY	MARCUS	COOLEY	ROX	B.K. SMITH	DURHAM	MCGILL	ALLEN
UWG	HURST	TALLEY	CAMPBELL	RACELY	MARCUM	DE LA TORRE	ROX	B.K. SMITH	DURHAM	MCGILL	THOMPSON
NGU	HURST	TALLEY	CAMPBELL	RACELY	MARCUM	DE LA TORRE	MELENDEZ	B.K. SMITH	DURHAM	THOMPSON	GILLAN
UWF											
SU											

DEFENSE

OPP.	DE	DT	DT	DE/LB	LB	LB	LB/DB	CB	S	S	CB
KU	CALHOUN	GAYDEN	RATTERY	MARTIN	LAMPLEY	GASKIN	STARKS	COLMAN	COOPER	ROSS	YOUNG
VUU	CALHOUN	GAYDEN	RATTERY	MARTIN	LAMPLEY	CARPENTER	STARKS	DAWSON	COOPER	NETTLES	YOUNG
MILES	CALHOUN	GAYDEN	THOMPSON	MARTIN	RIVERS	CARPENTER	STARKS	DAWSON	BILLUPS	NETTLES	YOUNG
SU	CALHOUN	GAYDEN	THOMPSON	DUDLEY	LAMPLEY	GASKIN	STARKS	DAWSON	BILLUPS	ROSS	JONES
DSU	CALHOUN	GAYDEN	RATTERY	MARTIN	LAMPLEY	CARPENTER	STARKS	THOMPSON	BILLUPS	ROSS	YOUNG
UWA	CALHOUN	GAYDEN	RATTERY	HAYES	LAMPLEY	GASKIN	STARKS	COLMAN	BILLUPS	ROSS	YOUNG
MC	CALHOUN	GAYDEN	RATTERY	THOMPSON	BULL	GASKIN	STARKS	COLMAN	BILLUPS	ROSS	YOUNG
UWG	CALHOUN	THOMPSON	RATTERY	HAYES	DUDLEY	STARKS	NETTLES	HENRY	BILLUPS	ROSS	YOUNG
NGU	CALHOUN	GAYDEN	RATTERY	THOMPSON	LAMPLEY	BULL	STARKS	BOYD	BILLUPS	ROSS	YOUNG
UWF											
SU											

2022 Game-by-Game Stat Leaders

	Passing	Rushing	Receiving	Tackles
KEISER	I. Durham, 17-39-0, 270, TD	J. Thompson, 19 rush, 113 yds., TD	B.K. Smith, 4 rec., 92 yds.	A. Lampley, 10 TT
VIRGINIA UNION	I. Durham, 34-57-1, 314, 5TD	J. Thompson, 8 rush, 110 yds.	B.K. Smith, 8 rec., 88 yds., 3TD	J. Gaskin, 7 TT/FF
at Miles College	I. Durham, 14-27-0, 359, 6TD	I. Durham, 10 rush, 113 yds.	C. Allen, 4 rec., 106 yds., TD	T. Dudley, 9 TT,SK,2TFL
at Shorter	I. Durham, 17-30-1, 237	S. McGill, 12 rush, 144 yds., TD	B.K. Smith, 5 rec., 61 yds.	J. Gaskin, 11 TT
at Delta State	I. Durham, 18-37-1, 185, 2TD	S. McGill, 10 rush., 79 yds.	B.K. Smith, 4 rec., 70 yds., TD	J. Gaskin, 12 TT, TFL
WEST ALABAMA	I. Durham, 17-31-2, 215, 2TD	S. McGill, 15 rush, 69 yds., TD	V. Talley, 5 rec., 114 yds., TD	J. Gaskin, 11 TT, BU
MISSISSIPPI COLLEGE	I. Durham, 16-25-0, 319, 3TD	I. Durham, 8 rush, 115 yds., TD	B.K. Smith, 5 rec., 148 yds., TD	J. Bull, 12 TT, BU
at West Georgia	I. Durham, 12-31-1, 227, TD	J. Thompson, 13 rush, 74 yds.	T. Hurst, 2 rec., 101 yds., TD	T. Dudley, 12 TT
at North Greenville	I. Durham, 17-27-0, 258, 4TD	J. Thompson, 21 rush, 109 yds., TD	V. Talley, 6 rec., 109 yds., 2TD	J. Bull, 8 TT, TFL, QBH
WEST FLORIDA				
SHORTER				

Valdosta State 2022 Opponent Results

Keiser Seahawks

(6-3, 5-0 SC)

Aug. 27	at Warner University (Fla.)	W, 44-7
Sept. 1	at #2 Valdosta State	L, 36-21
Sept. 10	at Mississippi College	L, 26-8
Sept. 17	at Lindenwood (Mo.)	L, 37-3
Sept. 24	IDLE	
Oct. 1	FLORIDA MEMORIAL*	W, 48-7
Oct. 8	#16 ST. THOMAS (FLA.)*	W, 36-31
Oct. 15	WARNER UNIVERSITY*	W, 56-7
Oct. 22	at Southeastern (Fla.)*	W, 40-14
Oct. 29	AVA MARIA*	W, 27-21
Nov. 5	IDLE	
Nov. 12	at Webber International	1:30 p.m.

Shorter Hawks

(2-7, 0-6 GSC)

Sept. 3	at Brevard	W, 45-6
Sept. 10	CATAWBA	W, 34-21
Sept. 17	#21 ALBANY STATE	L, 42-20
Sept. 24	#13 VALDOSTA STATE*	L, 34-30
Oct. 1	at West Alabama*	L, 37-14
Oct. 8	at Mississippi College*	L, 35-21
Oct. 15	#9 WEST FLORIDA*	L, 50-26
Oct. 20	#8 DELTA STATE*	L, 45-10
Oct. 29	at #24 West Georgia*	L, 49-14
Nov. 5	NORTH GREENVILLE*	12 p.m.
Nov. 12	at Valdosta State	3 p.m.

Mississippi College Choctaws

(4-5, 3-3 GSC)

Sept. 3	at #18 Albany State	L, 28-14
Sept. 10	KEISER	W, 26-8
Sept. 17	NORTH GREENVILLE*	L, 41-19
Sept. 24	at McNeese State	L, 32-17
Oct. 1	at #5 West Georgia*	W, 39-38
Oct. 8	SHORTER*	W, 35-21
Oct. 15	at Valdosta State*	W, 49-40
Oct. 22	at #9 West Florida*	L, 45-17
Oct. 29	#8 DELTA STATE*	L, 52-38
Nov. 5	at West Alabama*	2 p.m.
Nov. 12	WEST FLORIDA	2 p.m.

#8 West Florida Argonauts

(7-1, 5-1 GSC)

Sept. 3	WARNER UNIVERSITY	W, 52-3
Sept. 10	at Southwest Baptist	W, 49-10
Sept. 17	IDLE	
Sept. 24	DELTA STATE*	L, 45-42 (20T)
Oct. 1	NORTH GREENVILLE*	W, 34-31
Oct. 8	at #15 West Georgia*	W, 42-28
Oct. 15	at Shorter*	W, 50-26
Oct. 22	MISSISSIPPI COLLEGE*	W, 45-17
Oct. 29	WEST ALABAMA*	W, 36-24
Nov. 5	at Valdosta State*	7 p.m. ET
Nov. 12	at Mississippi College*	2 p.m.

#16 Virginia Union Panthers

(8-1, 6-1 CIAA)

Sept. 1	VIRGINIA LYNCHBURG	W, 77-0
Sept. 10	at #2 Valdosta State	W, 45-40
Sept. 17	LIVINGSTONE COLLEGE*	W, 42-6
Sept. 24	at Fayetteville State*	W, 31-28
Oct. 1	ST. AUGUSTINE'S*	W, 69-0
Oct. 8	ELIZABETH CITY STATE*	W, 49-0
Oct. 15	at Bowie State*	W, 27-24 (OT)
Oct. 22	at Lincoln (Pa.)*	W, 45-20
Oct. 29	CHOWAN*	L, 26-21
Nov. 5	at Virginia State*	12 p.m.
Nov. 12	TBA (CIAA Title Game)	TBA

#6 Delta State Statesmen

(9-0, 6-0 GSC)

Sept. 3	at Kentucky State	W, 33-10
Sept. 10	at McKendree	W, 58-34
Sept. 17	at Mississippi Valley State	W, 28-17
Sept. 24	at #6 West Florida*	W, 45-42 (20T)
Oct. 1	#13 VALDOSTA STATE*	W, 70-31
Oct. 8	at North Greenville	W, 47-14
Oct. 15	WEST ALABAMA*	W, 20-7
Oct. 20	at Shorter*	W, 45-10
Oct. 29	at Mississippi College*	W, 52-38
Nov. 5	#19 WEST GEORGIA*	2 p.m.
Nov. 12	WEST ALABAMA	2 p.m.

#19 West Georgia Wolves

(6-2, 4-2 GSC)

Sept. 1	CARSON-NEWMAN	W, 38-7
Sept. 10	at Morehouse College	W, 42-0
Sept. 17	IDLE	
Sept. 24	at West Alabama*	W, 22-7
Oct. 1	MISSISSIPPI COLLEGE*	L, 39-38
Oct. 8	#10 WEST FLORIDA*	L, 42-28
Oct. 15	at North Greenville*	W, 38-35
Oct. 22	VALDOSTA STATE*	W, 54-17
Oct. 29	SHORTER*	W, 49-14
Nov. 5	at #6 Delta State*	3 p.m.
Nov. 12	at North Greenville	12:30 p.m.

Valdosta State Blazers

(4-5, 2-4 GSC)

Sept. 1	KEISER UNIVERSITY	W, 36-21
Sept. 10	VIRGINIA UNION	L, 45-40
Sept. 17	at Miles College	W, 55-7
Sept. 24	at Shorter*	W, 34-30
Oct. 1	at #25 Delta State*	L, 70-31
Oct. 8	WEST ALABAMA*	L, 34-31
Oct. 15	MISSISSIPPI COLLEGE*	L, 49-40
Oct. 22	at #25 West Georgia*	L, 54-17
Oct. 29	at North Greenville*	W, 58-37
Nov. 5	WEST FLORIDA*	7 p.m.
Nov. 12	SHORTER	3 p.m.

Miles College Golden Bears

(1-8, 1-5 SIAC)

Sept. 3	at Alabama State	L, 21-13
Sept. 10	WEST ALABAMA	L, 31-0
Sept. 17	#15 VALDOSTA STATE	L, 55-7
Sept. 24	at Central State*	W, 34-14
Oct. 1	at #21 Albany State*	L, 20-3
Oct. 8	at #24 Benedict*	L, 20-3
Oct. 15	Lane College*	L, 35-32
Oct. 22	KENTUCKY STATE*	L, 35-7
Oct. 27	EDWARD WATERS*	L, 22-16
Nov. 5	at Tuskegee*	1 p.m.
Nov. 12	TBA (SIAC Title Game)	TBA

West Alabama Tigers

(4-5, 2-4 GSC)

Sept. 3	at Morehouse College	W, 24-16
Sept. 10	at Miles College	W, 31-0
Sept. 17	TUSKEGEE	L, 13-10
Sept. 24	#8 WEST GEORGIA*	L, 22-7
Oct. 1	SHORTER*	W, 37-14
Oct. 8	at Valdosta State*	W, 34-31
Oct. 15	at #10 Delta State	L, 20-7
Oct. 22	NORTH GREENVILLE*	L, 34-33
Oct. 29	at #9 West Florida*	L, 36-24
Nov. 5	MISSISSIPPI COLLEGE*	2 p.m.
Nov. 12	at Delta State	2 p.m.

North Greenville Crusaders

(3-6, 2-4 GSC)

Sept. 1	at Furman	L, 52-0
Sept. 10	#13 NEWBERRY	L, 29-22
Sept. 17	at Mississippi College*	W, 41-19
Sept. 24	FINDLAY	W, 34-27
Oct. 1	at #14 West Florida*	L, 34-31
Oct. 8	#13 DELTA STATE	L, 47-14
Oct. 15	#25 WEST GEORGIA*	L, 38-35
Oct. 22	at West Alabama*	W, 34-33
Oct. 29	VALDOSTA STATE*	L, 58-37
Nov. 5	at Shorter*	12 p.m.
Nov. 12	WEST GEORGIA	12:30 p.m.

2022 Valdosta State & Opponent Scoring Drives

Blazer Scoring Drives

- Offensive Scoring Drives/Total Scoring: 54/56
- Other Scores: 2/2 Punt Block

Qtr.	Clock	OPP	Scoring Play	Plays	Yds.	TOP
1st	06:37	KU	Thiele 35-yard field goal	8	62	2:15
2nd	00:00	KU	Thiele 38-yard field goal	9	50	1:28
3rd	12:15	KU	Henderson 22-yard pass from Durham (Thiele kick)	5	58	2:38
3rd	05:38	KU	Thiele 36-yard field goal	9	31	2:27
3rd	00:19	KU	Thompson 5-yard run (Thiele kick)	9	68	3:24
4th	07:33	KU	McGill 11-yard run (Thiele kick)	7	58	3:22
4th	05:49	KU	Thiele 22-yard field goal	4	2	0:54
4th	02:43	KU	Thiele 45-yard field goal	5	23	2:11
1st	11:21	VUU	Thiele 36-yard field goal	7	46	3:39
1st	03:04	VUU	Thiele 42-yard field goal	10	50	3:11
2nd	10:27	VUU	Talley 5-yard pass from Durham (Thiele kick)	7	75	2:53
2nd	05:19	VUU	Thompson 22-yard pass from Durham (Thiele kick)	7	75	1:45
3rd	10:05	VUU	B.K. Smith 3-yard pass from Durham (Thiele kick)	4	48	1:12
4th	08:42	VUU	B.K. Smith 14-yard pass from Durham (Pass failed)	10	78	3:38
4th	01:38	VUU	B.K. Smith 22-yard pass from Durham (Thiele kick)	7	84	1:40
1st	14:18	MILES	Thompson 18-yard run (Thiele kick)	2	18	0:35
2nd	13:17	MILES	Hurst 18-yard pass from Durham (Thiele kick)	3	80	1:27
2nd	02:13	MILES	Talley 36-yard pass from Durham (Thiele kick failed)	4	50	0:47
3rd	08:38	MILES	Henderson 36-yard pass from Durham (Thiele kick)	5	55	1:40
3rd	01:19	MILES	Jeffery 30-yard pass from Durham (Thiele kick)	8	80	4:28
4th	11:59	MILES	Henderson 15-yard pass from Durham (Thiele kick)	3	55	1:14
4th	07:35	MILES	Allen 75-yard pass from Durham (Thiele kick)	4	83	2:29
4th	00:12	MILES	Tisdale 1-yard run (Thiele kick)	5	60	3:06
2nd	00:00	SU	Thiele 26-yard field goal	10	63	1:13
3rd	11:16	SU	Thompson 1-yard run (Thiele kick)	8	75	3:44
3rd	05:51	SU	Durham 12-yard run (Thiele kick)	7	63	3:28
3rd	00:11	SU	Durham 6-yard run (Thiele kick)	4	75	1:43
4th	11:17	SU	Thiele 26-yard field goal	6	14	1:43
4th	07:41	SU	McGill 13-yard run (Thiele kick)	5	75	2:22
1st	00:00	DSU	Thiele 22-yard field goal	11	45	4:43
2nd	09:13	DSU	BK Smith 5-yard pass from Durham (Thiele kick)	7	75	3:04
2nd	00:38	DSU	Hurst 9-yard pass from Durham (Thiele kick)	9	65	1:15
4th	14:50	DSU	Hurst 55-yard pass from McGill (Thiele kick)	4	75	1:44
4th	04:07	DSU	Tisdale 2-yard run (Thiele kick)	8	75	4:06
1st	12:26	UWA	Hurst 7-yard pass from Durham (Thiele kick)	6	70	2:34
1st	11:07	UWA	Lamley 25-yard blocked punt (Thiele kick)	0	0	0:00
2nd	01:29	UWA	Thiele 28-yard field goal	10	60	2:38
3rd	07:54	UWA	Talley 39-yard pass from Durham (Thiele kick)	9	70	4:41
4th	02:51	UWA	McGill 14-yard run (Thiele kick)	4	23	0:42
1st	13:35	MC	Thompson 5-yard run (Thiele kick)	4	87	1:25
1st	10:59	MC	Thiele 44-yard field goal	7	49	2:13
2nd	07:24	MC	Talley 20-yard pass from Durham (Thiele kick)	3	91	0:46
3rd	04:27	MC	Durham 1-yard run (Thiele kick)	9	75	3:35
4th	09:43	MC	Smith 8-yard pass from Durham (Gillan 2-pt rec.)	10	75	3:37
4th	00:03	MC	Jeffery 31-yard pass from Durham (Allen 2-pt rec.)	3	99	0:44
1st	06:43	UWG	Durham 2-yard run (Thiele kick)	11	52	4:17
2nd	14:29	UWG	Thiele 26-yard field goal	7	61	3:13
2nd	05:50	UWG	Hurst 58-yard pass from Durham (Thiele kick)	5	75	2:17
1st	01:27	NGU	Allen 18-yard punt blocked (Thiele kick)	0	0	0:00
2nd	01:32	NGU	B.K. Smith 72-yard pass from Durham (Thiele kick)	6	99	2:24
3rd	11:02	NGU	Talley 6-yard pass from Durham (Thiele kick)	5	68	1:43
3rd	07:43	NGU	Allen 18-yard pass from Durham (Thiele kick)	5	54	2:00
3rd	03:27	NGU	Thompson 13-yard run (Hurst 2-pt rec.)	2	35	0:27
4th	13:05	NGU	Roberts 20-yard pass from Durham (Allen 2-pt rec.)	6	63	2:22
4th	11:36	NGU	Talley 50-yard pass from McGill (Thiele kick)	2	52	0:48
4th	04:24	NGU	McGill 7-yard run (Thiele kick)	11	55	5:34

Opponent Scoring Drives

- Offensive Scoring Drives/Total Scoring: 47/47
- Other Scores: None

Qtr.	Clock	OPP	Scoring Play	Plays	Yds.	TOP
2nd	08:33	KU	Burgess 2-yard run (Gagnon kick)	9	76	4:29
3rd	08:12	KU	Rolle 43-yard pass from Spencer (Gagnon kick)	3	51	1:34
4th	11:01	KU	Arnold 8-yard pass from Spencer (Gagnon kick)	8	75	4:18
2nd	13:20	VUU	Byers 6-yard pass from Grant (Myers kick)	10	75	4:44
2nd	07:04	VUU	Allen 24-yard run (Myers kick)	6	73	3:18
2nd	01:26	VUU	Allen 10-yard run (Myers kick)	7	75	3:53
2nd	00:29	VUU	Myers 39-yard field goal	5	11	0:51
3rd	04:28	VUU	Byers 22-yard run (Myers kick)	4	35	1:46
4th	14:51	VUU	Byers 52-yard run (Myers kick)	2	56	0:49
4th	12:28	VUU	Byers 50-yard run (Myers kick)	1	50	0:12
2nd	10:39	MILES	Thomas 2-yard run (Spradlin kick)	6	35	2:19
1st	06:15	SU	Dollar 26-yard run (Bardenwerper kick)	10	90	4:44
2nd	14:30	SU	Bardenwerper 41-yard field goal	10	26	4:20
2nd	01:18	SU	Dollar 6-yard run (Bardenwerper kick)	3	18	1:35
3rd	01:54	SU	Dennis 1-yard run (Bardenwerper kick blocked)	7	66	3:48
4th	10:03	SU	Brown 58-yard run (Bardenwerper kick)	3	65	1:14
1st	12:39	DSU	Withrow 14-yard pass from Shegog (Herber kick)	8	75	2:21
1st	04:50	DSU	Meyers 6-yard pass from Shegog (Herber kick)	13	57	4:19
2nd	12:17	DSU	Shegog 18-yard run (Herber kick)	8	70	0:45
2nd	07:02	DSU	Battle 23-yard pass from Shegog (Herber kick)	7	63	2:08
2nd	03:55	DSU	Shegog 5-yard run (Herber kick)	7	67	2:30
2nd	02:00	DSU	Lockett 63-yard pass from Shegog (Herber kick)	4	76	0:56
3rd	12:02	DSU	Shegog 5-yard run (Herber kick)	4	44	1:23
3rd	06:29	DSU	Smith 1-yard run (Herber kick)	11	68	3:48
3rd	01:34	DSU	Withrow 38-yard pass from Kirk (Herber kick)	8	80	2:19
4th	08:22	DSU	Franklin 2-yard run (Herber kick)	12	69	6:21
1st	09:15	UWA	Webb 6-yard run (Dunkle kick)	6	82	1:45
2nd	10:42	UWA	Dunkle 41-yard field goal	12	57	3:25
2nd	04:11	UWA	Dunkle 30-yard field goal	10	67	4:08
2nd	00:00	UWA	Webb 8-yard pass from Melton (Dunkle kick)	9	74	1:23
3rd	05:26	UWA	Battle 1-yard run (Dunkle kick)	8	53	2:19
4th	11:16	UWA	Nalls 6-yard pass from Melton (Dunkle kick)	13	90	4:50
1st	13:17	MC	Williams 66-yard run (Pledger kick)	1	66	0:12
2nd	14:21	MC	Fagan 2-yard run (Pledger kick)	5	28	2:04
2nd	08:14	MC	White 5-yard run (Pledger kick)	7	72	3:54
2nd	05:18	MC	Williams 41-yard pass from White (Pledger kick)	4	68	2:00
3rd	08:08	MC	Fagan 3-yard run (Pledger kick)	13	86	6:44
3rd	02:45	MC	Williams 78-yard run (Pledger kick)	3	83	1:37
4th	13:20	MC	Colebank 73-yard run (Pledger kick)	3	78	1:40
1st	11:06	UWG	Williams 8-yard pass from Frost (Pellegrino kick)	10	73	3:54
1st	02:48	UWG	Carson 2-yard run (Pellegrino kick failed)	10	66	3:49
2nd	08:07	UWG	Carson 1-yard run (Pellegrino kick)	12	75	6:16
2nd	00:32	UWG	Peterson 15-yard pass from Frost (Pellegrino kick)	4	36	0:51
3rd	11:57	UWG	Cole 25-yard pass from Frost (Pellegrino kick)	7	46	2:50
3rd	08:25	UWG	Cole 7-yard pass from Frost (Pellegrino kick)	6	62	2:24
3rd	02:15	UWG	Carson 1-yard run (Pellegrino kick)	6	97	3:03
4th	06:06	UWG	Roberson 4-yard run (Pellegrino kick failed)	8	65	4:16
1st	06:08	NGU	Ramirez 2-yard run (Karhu kick)	5	45	1:51
1st	00:09	NGU	Sanders 19-yard pass from Ramirez (Karhu kick)	5	83	1:18
2nd	13:08	NGU	Tolbert 28-yard pass from Ramirez (Karhu kick)	5	57	1:26
2nd	00:46	NGU	Watkins 38-yard run (Karhu kick)	6	75	0:46
3rd	04:44	NGU	Safety	0	0	0:00
3rd	00:34	NGU	Hamilton 7-yard pass from Ramirez (Karhu kick)	7	75	2:53

Game-by-Game Minutes Lead, Tied, Trailed

Opponent	Lead	Tied	Trailed
KEISER	37:45	8:23	13:52
VIRGINIA UNION	25:54	3:39	30:27
at Miles College	59:18	0:42	0:00
at Shorter	12:49	12:36	34:35
at Delta State	0:00	2:21	57:39
WEST ALABAMA	29:54	2:34	27:32
MISSISSIPPI COLLEGE	11:56	3:43	44:21
at West Georgia	0:00	7:49	52:11
at North Greenville	15:58	13:09	30:53
WEST FLORIDA			
SHORTER			
TOTALS	193:34	54:56	291:30

2022 SEASON-OPENER

Sept. 1, 2022 • Bazemore-Hyder Stadium • Valdosta, Ga. • Att: 5,381



#7 KEISER SEAHAWKS

21



#2 VALDOSTA STATE BLAZERS

36

Score by Quarters

KEISER	0	7	7	7	-	21	1-1
VALDOSTA STATE	3	3	17	13	-	36	1-0

Scoring Summary

1st	06:37	VSU	Thiele 35-yard field goal
2nd	08:33	KU	Burgess 2-yard run (Gagnon kick)
	00:01	VSU	Thiele 38-yard field goal
3rd	12:15	VSU	Henderson 22-yard pass from Durham (Thiele kick)
	08:12	KU	Rolle 43-yard pass from Spencer (Gagnon kick)
	05:38	VSU	Thiele 36-yard field goal
	00:19	VSU	Thompkins 5-yard run (Thiele kick)
4th	11:01	KU	Arnold 8-yard pass from Spencer (Gagnon kick)
	07:33	VSU	McGill 11-yard run (Thiele kick)
	05:49	VSU	Thiele 22-yard field goal
	02:43	VSU	Thiele 45-yard field goal

Individual Stats

RUSHING: Keiser-M. Burgess 24-87; S. Spencer 6-22; J. Meizinger 1-17. Valdosta State-J. Thompkins 19-113; S. McGill 10-44; I. Durham 5-29; J. Chaney 1-4; T. Tisdale 1-3.

PASSING: Keiser-S. Spencer 22-42-3-263. Valdosta State-I. Durham 17-39-0-270.

RECEIVING: Keiser- J. Arnold 7-86; M. Henderson 6-89; S. Rolle 5-59; J. Santos 2-8; J. Meizinger 1-11; M. Burgess 1-10. Valdosta State-B.K. Smith 4-92; V. Talley 4-41; D. Henderson 2-38; T. Roberts 2-31; J. Thompkins 2-22; J. Jeffery 1-25; T. Hurst 1-21; S. McGill 1-0.

INTERCEPTIONS: Keiser-None. Valdosta State-J. Gaskin 1-37; R. Rivers 1-0; S. Colman 1-0.

FUMBLES: Keiser-None. Valdosta State-J. Thompkins 2-1; T. Roberts 1-0.

SACKS (UA-A): Keiser-None. Valdosta State-J. Martin 0-1; M. Gayden 0-1.

TACKLES (UA-A): Keiser-J. Stewart 5-1; W. Philord 3-3; J. Carcel 4-1; A. Cantillo 3-2; B. Edwards 3-2; L. Lubin 3-1; C. Allen 1-3; M. Desulme 1-3; J. Black 0-4; L. Wakefield 2-1; N. Curtis 1-2; J. Willis 1-2; A. Gray 1-2; S. Chen-Young 2-0; M. Burgess 2-0; T. Sutton 1-1; J. Meizinger 1-0; K. Johnson 1-0; J. Santos 0-1; B. Parr 0-1. Valdosta State-A. Lampley 5-5; J. Gaskin 2-7; P. Starks 5-2; J. Martin 1-4; B. Rattery 1-4; M. Gayden 0-5; T. Calhoun 0-5; T. Cooper 3-1; A. Thompson 2-2; S. Colman 2-1; E. Ross 1-2; D. Coleman 1-2; R. Rivers 2-0; D. Thompson 2-0; D. Young 1-0; A. McKay 1-0; K. Turner 1-0; L. Brooks 1-0; J. Jones 1-0.

Team Stats	KU	VSU
FIRST DOWNS	21	26
RUSHING YARDS (NET)	31-126	36-193
PASSING YARDS (NET)	263	270
Passes Comp-Att-Int.	22-42-3	17-39-0
TOTAL OFFENSE PLAYS-YARDS	73-389	75-463
Fumble Returns-Yards	0-0	0-0
Punt Returns-Yards	0-0	1--10
Kickoff Returns-Yards-TD	5-171	3-87
Interception Returns-Yards-TD	0-0	3-37
Punts (Number-Avg.)	3-41.0	2-36.0
Fumbles-Lost	0-0	3-1
Penalties-Yards	10-107	7-76
Possession Time	31:47	28:13
Third-Down Conversions	6 of 14	8 of 16
Fourth-Down Conversions	1 of 4	0 of 1
Red-Zone Scoring Chance	2-4	5-5
Sacks By: Number-Yards	0-0	1-9
Points off Turnovers	7	9

No. 2 Blazers Start Slow; Finish Strong in Tremaine Jackson Era Opener

VALDOSTA, Ga. — Behind a Gulf South Conference record-tying five field goals from sophomore kicker Estin Thiele and three key interceptions by three different Blazers helped lead the No. 2/3-ranked Valdosta State football team to a 36-21 victory over Keiser University Thursday evening at Bazemore-Hyder Stadium.

Thiele's five field goals in five attempts, including a long of 45 late in the game, also tied the school-record set by Will Rhody against Central Arkansas in 2004. Thiele also converted his three extra-points, while senior linebacker Jameon Gaskin, redshirt sophomore defensive back Sean Colman and redshirt junior defensive back Ravarius each had interceptions in the contest.

First-year head coach Tremaine Jackson won his opening game for the Blazers as he improved to 11-3 all-time as a head coach after two seasons at the helm of Colorado Mesa, in front of an announced crowd of 5,381 fans. His saw his new team outgain KU 463 to 389 in total offense, while Blazer senior running back Jamar Thompkins finished with 113 yards on the ground on 19 carries and one touchdown. Graduate-transfer wide receiver Davie Henderson hauled in two catches for 38 yards and his first touchdown as a Blazer. Defensively, redshirt freshman defensive back Akil Lampley finished with a game-high ten tackles and five solo stops. The Blazer "D" finished with six tackles for loss for 15 yards and one sack for nine yards.

Lampley, Henderson and Thiele were named the Guardian Bank Players of the Game following the contest for their outstanding play in the opener.

VSU (1-0) improved to 28-12 all-time in season-openers and 13-8 all-time on Thursday's.

Colman came up with the huge pick in the end zone as Keiser (1-1) marched right down the field on the opening possession of the game, converting two third down conversions and one fourth down conversion as quarterback Shea Spencer had a good scamper and two good throws to Jaylen Arnold. Arnold finished with seven catches for 86 yards and a score, while Spencer was 22 of 43 passing for 263 yards, two touchdowns and three interceptions.

Blazer senior quarterback Ivory Durham came out following the interception and he connected with graduate transfer B.K. Smith for 45 yards on the first play from scrimmage. The drive stalled at the KU 18 as Thiele connected on his first field goal attempt.

Keiser, ranked No. 7 nationally in the preseason National Association of Intercollegiate Athletics (NAIA) Top 25, had a huge kick return on the ensuing possession as the Seahawks finished with four kick returns for 227 yards, but the Blazer "D" stood tall at the goal line as it stuffed the Seahawks on fourth and goal from the one, as senior Torren Calhoun and Lampley combined to stop Spencer in the backfield forcing the turnover on downs. Following a promising start to the next Blazer drive, which included a key scamper from Durham, stalled with a holding penalty on the Blazers on a touchdown pass and an intentional grounding, forced VSU to punt.

KU then methodically moved down the field and Marques Burgess scored from two yards out for a 7-3 lead with 8:33 left in the first half. Late in the half, a great slant pass from Durham to a cutting freshman Ted Hurst for 21 yards put the Blazers at the KU 22 with 19 seconds left. Thiele kicked his second field goal of the game for a 7-6 deficit at intermission.

The six points marked the fewest points at halftime since the Blazers were held scoreless in a thrilling 20-15 victory at North Greenville on Oct. 26, 2019. It also marked the first time VSU trailed at halftime in a regular season home game since a 17-7 loss to West Alabama on Nov. 4, 2017. VSU last trailed at the half in a home game in which it came back to win was in the season-opener versus Albany State on Sept. 3, 2016, 16-7.

VSU came out of halftime with more vigor and moved right down the field with a couple of rushes by Thompkins and a couple of passes from Durham. A big block in the back on Keiser gave VSU a first and 10 at the KU 22 as Durham hit Henderson for a 22-yard strike and a 13-7 Blazer lead in the first 2:44 minutes of the second half.

Following the lone Blazer turnover of the game on a fumble, KU's Seth Rolle hit pay dirt on a 43-yard catch and run on third and two for a 14-13 Seahawk lead with 8:05 left in the quarter. The Blazers then regained the lead as the penalties started to mount for Keiser. Blazer graduate student Victor Talley caught a 17-yard pass from Durham and Thiele converted on a 36-yarder with 5:38 left in the quarter and a 16-14 lead.

VSU turned the Seahawks over on downs, once again, as KU was 6 of 14 on third down for the game and 1 of 4 on fourth. Conversely, VSU went 8 of 16 on third down and 0 of 1 on fourth. Late in the third, Durham found senior Travon Roberts for 26 yards and Thompkins used runs of 8, 7 and 5 yards for a score and a 23-14 lead with 19 ticks left in the third.

Keiser wouldn't go away quietly, however, as the Seahawks used an eight play, 75-yard drive as Spencer hit Arnold for a score and a 23-21 VSU lead. Big catches from Henderson and Thompkins fueled the ensuing drive for VSU as senior Seth McGill rushed from 11-yards out for a touchdown and a 30-21 lead with 7:33 remaining. McGill finished with ten carries for 44 yards and the score on the ground. Durham finished the game 17 of 39 passing for 270 yards and a score, while he had five rushes for 29 yards.

Gaskin came up with his pick on the second play from scrimmage for the Seahawks

on the ensuing drive and returned it 37 yards to the KU seven, as the Blazers settled for another field goal from Thiele for a 33-21 score. Spencer was picked off, once again, this time by Rivers at midfield and the Blazers capitalized with another field goal from Thiele, this time the league and school-tying fifth field goal for a 36-21 lead with 2:35 left.

The Blazers continue at home a week from Saturday as they battle Virginia Union at 5 p.m. at Bazemore-Hyder Stadium.



2022 GAME TWO

Sept. 10, 2022 • Bazemore-Hyder Stadium • Valdosta, Ga. • Att: 4,001



VIRGINIA UNION PANTHERS

45



#2 VALDOSTA STATE BLAZERS

40

Score by Quarters

VIRGINIA UNION	0	24	7	14	-	45	2-0
VALDOSTA STATE	6	14	7	13	-	40	1-1

Scoring Summary

1st	11:21	VSU	Thiele 36-yard field goal
	03:04	VSU	Thiele 42-yard field goal
2nd	13:20	VUU	Byers 6-yard pass from Grant (Meyers kick)
	10:27	VSU	Talley 5-yard pass from Durham (Thiele kick)
	07:04	VUU	Allen 24-yard run (Myers kick)
	05:19	VSU	Thompkins 22-yard pass from Durham (Thiele kick)
	01:26	VUU	Allen 10-yard run (Myers kick)
	00:29	VUU	Myers 39-yard field goal
3rd	10:05	VSU	B.K. Smith 3-yard pass from Durham (Thiele kick)
	04:28	VUU	Byers 22-yard run (Myers kick)
4th	14:51	VUU	Byers 52-yard run (Myers kick)
	12:28	VUU	Byers 50-yard run (Myers kick)
	08:42	VSU	B.K. Smith 14-yard pass from Durham (Durham pass failed)
	01:38	VSU	B.K. Smith 22-yard pass from Durham (Thiele kick)

Individual Stats

RUSHING: Virginia Union-J. Byers 32-319; J. Grant 3-36; C. Allen 4-11; R. Jackson 3-2; S. Sidibe 1-minus 3; TEAM 3-minus 13. Valdosta State-J. Thompkins 8-110; S. McGill 11-64; I. Durham 8-43; TEAM 1-minus 15.

PASSING: Virginia Union-J. Grant 8-16-0-86. Valdosta State-I. Durham 34-57-1-314; S. Edwards 1-1-0-9.

RECEIVING: Virginia Union- J. Byers 3-23; R. Jackson 2-17; K. Carver 1-25; L. Hackey 1-12; J. Jiles 1-9. Valdosta State-B.K. Smith 8-88; S. McGill 7-31; J. Thompkins 5-53; V. Talley 5-47; T. Roberts 4-65; D. Henderson 3-26; C. Allen 2-6; K. Turner 1-7.

INTERCEPTIONS: Virginia Union-D. Mann 1-37. Valdosta State-None.

FUMBLES: Virginia Union-D. Gatling 1-0; J. Byers 1-1; C. Allen 1-1. Valdosta State-S. McGill 1-1.

SACKS (UA-A): Virginia Union-None. Valdosta State-None.

TACKLES (UA-A): Virginia Union-E. Moore 7-7; S. Graham 7-3; D. Gatling 7-2; M. Raylyn 4-3; D. Sanders 1-4; J. Hilliard 3-1; I. Anderson 1-3; M. Miller 1-2; RJ Roundtree 1-2; D. Mann 0-3; W. Davis 1-1; L. Howard 1-1; S. McKinney 1-1. Valdosta State-J. Gaskin 4-3; A. Dawson 3-3; R. Rivers 4-1; M. Gayden 2-3; P. Starks 2-3; J. Martin 2-2; T. Cooper 3-0; L. Nettles 2-1; D. Carpenter 2-1; A. Lampley 1-2; P. Hayes 1-2; J. Blount 2-0; T. Calhoun 2-0; L. Brooks 1-1; D. Young 1-1; A. Thompson 1-1.

Team Stats	VUU	VSU
FIRST DOWNS	21	30
RUSHING YARDS (NET)	46-352	28-202
PASSING YARDS (NET)	86	323
Passes Comp-Att-Int.	8-16-0	35-58-1
TOTAL OFFENSE PLAYS-YARDS	62-438	86-525
Fumble Returns-Yards	0-0	0-0
Punt Returns-Yards	1-5	2-13
Kickoff Returns-Yards-TD	3-55	3-87
Interception Returns-Yards-TD	1-37	0-0
Punts (Number-Avg.)	4-44.0	1-19.0
Fumbles-Lost	3-2	1-1
Penalties-Yards	11-125	8-70
Possession Time	25:52	34:08
Third-Down Conversions	4 of 11	8 of 15
Fourth-Down Conversions	0 of 1	0 of 4
Red-Zone Scoring Chance	2-2	5-5
Sacks By: Number-Yards	0-0	0-0
Points off Turnovers	3	7

No. 2 Blazers Upset by Virginia Union, 45-40

VALDOSTA, Ga. — The No. 2-ranked Valdosta State football team dropped a 45-40 decision to Virginia Union Saturday evening at Bazemore-Hyder Stadium. VSU fell to 1-1 on the year, while VUU improved to 2-0.

The Blazers had a hard time stopping the Panthers' running attack as VUU's Jada Byers had 29 carries for a blistering 283 yards and scored three touchdowns, while he caught three passes for 23 yards and a touchdown. VUU rushed for 305 yards and tallied 391 total yards for the contest.

VSU, however, out-gained the Panthers 518-391 as senior quarterback Ivory Durham was a career-high 34 of 56 passing for 323 yards and tossed a career-high five passing touchdowns. His previous best of four passing scores came against Bowie State last season in the NCAA postseason. Blazer senior running back Jamar Thompkins posted his second-straight game of over 100 yards on the ground with eight carries for 110 yards. Graduate transfer B.K. Smith finished with eight receptions for 88 yards and three receiving scores.

Defensively for the Blazers, reigning Gulf South Conference Defensive Player of the Week, senior linebacker Jameon Gaskin, finished with a team-high six tackles and assisted on a tackle for loss, while forcing a fumble. VUU's Christian Reid had a game-high 14 tackles and seven solo stops and Shamar Graham added ten total tackles with seven solo stops for the Panthers.

Smith and Blazer sophomore defensive back Phillip Starks were named the Guardian Bank Blazer Players of the Game as Starks finished with five total tackles and two solo stops.

In a wild game from start to finish that saw eight lead changes and 190 yards in penalties combined, the Blazers opened the scoring with two field goals in the first quarter from sophomore kicker Estin Thiele, who was named GSC Special Teams Player of the Week a week ago and D2Football.com National Special Teams Player of the Week, now is a perfect 7 for 7 in field goals this season with kicks Saturday from 36 and 42 yards for a 6-0 lead through one frame.

Late in the first quarter, VUU recorded its first, first down of the game on a 17-yard run from Byers. Continuing the drive, the Panthers moved to the VSU 6 and a stuffed run and incomplete pass in the end zone forced a third and goal. Panther quarterback Jahkari Grant hit Byers on what looked like Byers had the ball knocked out of his hands before he broke the plane of the goal line, but the referee called it a touchdown for a 7-6 VUU lead early in the second quarter. Grant finished the game 8 of 16 passing for 86 yards and the one score. He also had two rushes for 29 yards.

VSU held VUU to 4 of 11 on third down for the contest, while the Blazers were 8 of 16 on the pivotal down, but VSU was 0 of 5 on fourth down and VUU was 0 of 1 on 4th down on the last play of the game. The Blazers led 31-19 in first downs, while VSU was a perfect 5 for 5 in the red zone.

The Blazers then responded with a great drive and highlighted by a catch and run for 31 yards from senior Travon Roberts followed by Durham hitting graduate student Victor Talley on a roll out for a 13-7 lead with 10:27 left in the half. VUU scored on the ensuing possession with big chunk plays on the ground, including a 24-yard touchdown run from Curtis Allen for a 14-13 lead with 7:04 left in the half. VSU then answered, once again, as Thompkins set the Blazers up with a big run to the VUU 30, before catching a 22-yard strike from Durham out of the backfield for a 20-14 lead with 5:19 remaining in the second quarter.

The Panthers scored on a 10-yard run from Allen with 1:26 left in the half and then, following a turnover by the Blazers, VUU's Brady Myers hit a 39-yard field goal with 29 seconds left for a 24-20 lead at intermission.

In the wild second quarter, VUU outscored the Blazers 24-14 for the stanza and had 21 carries for 201 yards for the half on the ground. VSU had 276 yards of offense for the half, with 102 on the ground and 174 through the air.

The Blazers turned the Panthers over as Allen coughed it up as VSU cashed in with a big run by senior Seth McGill and a touchdown strike to Smith for a 27-24 lead and 10:05 left in the third. VUU then regained the lead later in the quarter with a 22-yard score from Byers he followed that with scores of 52 yards and 50 yards for a 45-27 VUU lead with 12:28 to play. Those three scoring drives took a total of seven plays. McGill finished with 11 carries for 64 yards.

VSU made things interesting down the stretch, but ran out of time as Durham and Smith connected for the second time and a 45-33 deficit with 8:42 left. VSU tried an onside kick and recovered, but was called for offsidess after a failed two-point conversion attempt. With 1:38 left Durham and Smith connected, once again, for a 22-yard strike pulling VSU within 45-40. The Blazers again tried the onside kick and had a chance at it, but VUU recovered and ran out the clock.

The Blazers now head on the road next Saturday at 7 p.m. ET at Miles College (0-2) in Birmingham, Ala. Spencer Van Horn and Wade Beale will have the call of the game on Talk 92.1 WDDQ FM in Valdosta and fans can access links to live stats, audio/video streaming, ticket information and more at vstateblazers.com.



2022 GAME THREE

Sept. 17, 2022 • Sloan Stadium • Fairfield, Ala. • Att: 1,142



#14 VALDOSTA STATE BLAZERS 55



MILES COLLEGE GOLDEN BEARS 7

Score by Quarters

VALDOSTA STATE	7	13	14	21	-	55	2-1
MILES COLLEGE	0	7	0	0	-	7	0-3

Scoring Summary

1st	14:18	VSU	Thompkins 18-yard run (Thiele kick)
2nd	13:17	VSU	Hurst 18-yard pass from Durham (Thiele kick)
	10:39	MILES	Thomas 2-yard run (Spradlin kick)
	02:13	VSU	Talley 36-yard pass from Durham (Thiele kick failed)
3rd	08:38	VSU	Henderson 36-yard pass from Durham (Thiele kick)
	01:19	VSU	Jeffery 30-yard pass from Durham (Thiele kick)
4th	11:59	VSU	Henderson 15-yard pass from Durham (Thiele kick)
	07:35	VSU	Allen 75-yard pass from Durham (Thiele kick)
	00:12	VSU	Tisdale 1-yard run (Thiele kick)

Individual Stats

RUSHING: Valdosta State-I. Durham 10-113; J. Thompkins 12-103; S. McGill 10-76; T. Tisdale 2-47; James Chaney 3-9; C. Allen 1-minus 7. Miles College-J. Moore 24-81; D. Franklin 6-13; J. Andrews 1-7; B. Thomas 4-7; M. Smiley 6-4; O. Doss 2-2; S. Reese 1-1.

PASSING: Valdosta State-I. Durham 14-27-0-359. Miles College-M. Smiley 7-18-1-69.

RECEIVING: Valdosta State-C. Allen 4-106; D. Henderson 3-89; V. Talley 2-55; B.K. Smith 2-38; J. Jeffery 1-30; S. McGill 1-23; T. Hurst 1-18. Miles College-J. Moore 3-26; M. Lodge 2-24; J. Andrews 1-16; C. Newell 1-3.

INTERCEPTIONS: Valdosta State-P. Starks 1-0. Miles College-None.

FUMBLES: Valdosta State-None. Miles College-None.

SACKS (UA-A): Valdosta State-M. Gayden 1-0; T. Dudley 1-0. Miles College-None.

TACKLES (UA-A): Valdosta State-T. Dudley 9-0; Jordan Billups 3-2; J. Jones 3-1; E. Ross 2-2; M. Gayden 3-0; P. Hayes 3-0; I. Curry 3-0; D. Carpenter 3-0; A. Thompson 3-0; T. Gelin 2-0; M. Williams 2-0; J. Dunbar 1-1; A. Dawson 1-1; A. Lampley 1-1. Miles College-W. Hardy 6-2; J. Brown 5-1; Z. Sharpe 4-2; A. Brundlidge 2-3; C. Ware 3-1; G. Brown 3-1; J. Blackmon 1-2; J. Sawyer 2-0; J. Rogers 2-0; R. Dowdell 2-0; C. Snead 0-2.

Team Stats	VSU	MILES
FIRST DOWNS	28	10
RUSHING YARDS (NET)	38-341	44-115
PASSING YARDS (NET)	359	69
Passes Comp-Att-Int.	14-27-0	7-18-1
TOTAL OFFENSE PLAYS-YARDS	65-700	62-184
Fumble Returns-Yards	0-0	0-0
Punt Returns-Yards	2-15	1-9
Kickoff Returns-Yards-TD	2-33	4-89
Interception Returns-Yards-TD	1-0	0-0
Punts (Number-Avg.)	4-39.2	11-35.1
Fumbles-Lost	0-0	0-0
Penalties-Yards	5-48	5-48
Possession Time	28:08	31:52
Third-Down Conversions	4 of 10	8 of 17
Fourth-Down Conversions	1 of 1	0 of 0
Red-Zone Scoring Chance	4-4	1-1
Sacks By: Number-Yards	2-15	0-0
Points off Turnovers	7	0

NO. 14 BLAZERS SILENCE GOLDEN BEARS, 55-7

FAIRFIELD, Ala. — Behind a career-high six touchdown passes from Valdosta State senior quarterback Ivory Durham, the No. 14/15 Blazers got back on the winning track with a 55-7 victory at Miles College Saturday evening. VSU improved to 2-1 on the year, while Miles fell to 0-3.

Durham finished the game 14 of 27 passing for 359 yards and the six touchdown passes. He also had ten carries for 113 yards, while senior Jamar Thompkins finished with 12 carries for 103 yards and one touchdown, marking his third-straight game of eclipsing 100 yards on the ground. Senior Seth McGill had ten rushes for 76 yards, while sophomore Kentucky transfer Travis Tisdale had two carries for 47 yards and the final touchdown of the game. Receiving, sophomore Council Allen had four catches for 106 yards and a 75-yard touchdown reception, while graduate student Davie Henderson caught three balls for 89 yards and two touchdowns.

As a team, the Blazers finished with a season-high 341 yards on the ground on 38 attempts, while recording 359 yards through the air and 700 yards on 65 plays of total offense for a 10.77 yard average per play. The Blazer "D" held Miles to 115 yards on the ground and 69 through the air for 184 total yards on 62 plays. The 700 yards of offense was second-most in school history as VSU tallied a school-record 719 versus West Georgia on Nov. 27, 2021, in the NCAA preseason.

Defensively, the Blazers had two sacks for 15 yards and were led by nine solo tackles from freshman Terrell Dudley, who was named Guardian Bank Blazer Defensive Player of the Game. He had two tackles for loss for 13 yards. Durham was named Guardian Bank Blazer Offensive Player of the Game.

On the first play of the game, the Blazer "D" stood tall as sophomore Phillip Starks picked off Jacob Keller's pass at the MC 34. From there, Durham rushed 16 yards to the 18 and then Thompkins scored from 18-yards out for a 7-0 lead with 14:18 left in the first quarter.

The game remained 7-0 until the Blazers got the ball back late in the first quarter and moved down to the MC 31. On 4th and 13, sophomore kicker Estin Thiele attempted a 48-yard field goal which was blocked by Jamarius Brown. Early in the second quarter, VSU took over at the 20 and McGill used a 37-yard scamper setting up a great pass from Durham to freshman Ted Hurst for 18-yards and a touchdown with 13:17 left in the first half and a 14-0 score.

Miles came back and converted a third and four and a third and goal, following a pass interference call on VSU in the end zone. MC's Brian Thomas scored on the ground from two yards out for a 14-7 score. Later in the quarter, Durham hit graduate student Victor Talley for a 36-yard touchdown pass in the corner of the end zone with 2:13 left in the half for a 20-7 lead as the extra-point was missed.

For the half, VSU had 21 rushes for 225 yards on the ground as Durham led the way with eight carries for 110 yards, while Thompkins had six carries for 60 yards and a score. Durham was 4 of 14 passing for 92 yards and two touchdowns to Hurst and Talley. The Blazers had 317 yards of offense on 35 plays, while Miles had 127 yards on 37 plays.

Midway through the third quarter, on a third and 10 on the Miles 36, Durham rolled out and hit Henderson for a 36-yard touchdown strike in stride for a 27-7 lead and 8:38 left in the third quarter.

A big chop block call forced MC into a third in long after it had gotten a first down at the VSU 30. The Golden Bears had to punt because of the infraction, as VSU used a steady diet of running from Thompkins then Durham hit graduate student Justin Jeffery in the back of the end zone on a rainbow pass for Durham's fourth touchdown pass of the game. It was a 30-yard strike for a 34-7 lead with 1:19 left in the third.

On defense early in the fourth quarter, the Blazers came up with a huge sack from Dudley for a loss of nine, followed by a punt and Durham hit Henderson for 38 yards and then found again for a 15-yard touchdown pass for Durham's fifth TD toss of the game and a 41-7 score.

Following another sack by the Blazer "D" and a punt from the Golden Bears, Durham hit sophomore Council Allen for a blistering 75-yard catch and run for his sixth touchdown pass of the game and the fifth different Blazer to catch a touchdown pass in the game.

In the final minute, Tisdale rushed for 46 yards to the Miles goal line and then with 12 seconds left, Tisdale got a great push from the offensive line for the score and the 55-7 final margin.

The Blazers continue on the road next week at 12 p.m. in Rome, Ga., versus Shorter. Check back with vstateblazers.com for links for the game next Saturday afternoon.



2022 GULF SOUTH CONFERENCE OPENER

Sept. 24, 2022 • Baron Starron Stadium • Rome, Ga. • Att: 1,107



#13 VALDOSTA STATE BLAZERS 34



SHORTER UNIVERSITY HAWKS 30

Score by Quarters

VALDOSTA STATE	0	3	21	10	-	34	3-1 (1-0 GSC)
SHORTER	7	10	6	7	-	30	2-2 (0-1 GSC)

Scoring Summary

1st	06:15	SU	Dollard 26-yard run (Bardenwerper kick)
2nd	14:30	SU	Bardenwerper 41-yard field goal
	01:18	SU	Dollard 6-yard run (Bardenwerper kick)
	00:00	VSU	Thiele 26-yard field goal
3rd	11:16	VSU	Thompkins 1-yard run (Thiele kick)
	05:51	VSU	Durham 12-yard run (Thiele kick)
	01:54	SU	Dennis 1-yard run (Bardenwerper kick blocked)
	00:11	VSU	Durham 6-yard run (Thiele kick)
4th	11:17	VSU	Thiele 26-yard field goal
	10:03	SU	Brown 58-yard run (Bardenwerper kick)
	07:41	VSU	McGill 13-yard run (Thiele kick)

Individual Stats

RUSHING: Valdosta State-S. McGill 12-144; J. Thompkins 8-27; I. Durham 6-10; TEAM 2-minus 5. Shorter-J. Dollard 14-71; J. Durant 10-59; D. Brown 9-45; A. Dennis 9-40; T. Owens 6-20.

PASSING: Valdosta State-I. Durham 17-30-1-237. Shorter-A. Dennis 15-27-1-231; N. Pope 0-1-0-0.

RECEIVING: Valdosta State-B.K. Smith 5-61; D. Henderson 4-47; V. Talley 4-34; C. Alen 2-30; T. Roberts 1-63; S. McGill 1-2. Shorter-J. Dietl III 4-46; K. Morlock 2-70; D. Brown 2-69; J. Dickerson IV 2-13; T. Dirden 2-12; A. Morrow 1-11; J. Durant 1-7; J. Dollard 1-3.

INTERCEPTIONS: Valdosta State-J. Billups 1-65. Shorter-D. Lane 1-0.

FUMBLES: Valdosta State-J. Chaney 1-0. Shorter-None.

SACKS (UA-A): Valdosta State-None. Shorter-B. Guyton 1-0.

TACKLES (UA-A): Valdosta State-J. Gaskin 5-6; M. Gayden 4-6; P. Starks 3-4; D. Thompson 3-3; E. Ross 2-2; J. Martin 2-3; A. Thompson 3-1; L. Nettles 3-1; J. Billups 2-2; A. Lampley 2-2; D. Young 1-3; S. Colman 3-0; J. Bull 1-2; J. Jones 1-1; A. Dawson 1-1; T. Calhoun 1-1; T. Dudley 0-2; D. Carpenter 0-2. Shorter - T. Thomas 6-1; D. Moss 5-1; C. Lynch 5-0; B. Guyton 3-2; D. Lane 0-5; T. Bethea 1-3; Z. Brown 2-1; A. Edmonds 1-2; J. Willis 1-1; M. Adams 1-1; B. Rice 0-2.

Team Stats	VSU	SU
FIRST DOWNS	18	25
RUSHING YARDS (NET)	28-176	48-235
PASSING YARDS (NET)	237	231
Passes Comp-Att-Int.	17-30-1	15-28-1
TOTAL OFFENSE PLAYS-YARDS	58-413	76-466
Fumble Returns-Yards	0-0	0-0
Punt Returns-Yards	0-0	2-11
Kickoff Returns-Yards-TD	2-13	4-74
Interception Returns-Yards-TD	1-65	1-0
Punts (Number-Avg.)	4-28.8	2-32.5
Fumbles-Lost	1-0	0-0
Penalties-Yards	5-55	4-39
Possession Time	22:57	37:03
Third-Down Conversions	3 of 9	8 of 16
Fourth-Down Conversions	0 of 0	1 of 3
Red-Zone Scoring Chance	6-6	2-4
Sacks By: Number-Yards	0-0	1-9
Points off Turnovers	3	7

TALE OF TWO HALVES IN 34-30 VICTORY AT SHORTER

ROME, Ga. — The No. 13 Valdosta State football team rallied in the second half for a 34-30 victory at Shorter University Saturday afternoon in the Gulf South Conference opener for both teams. The Blazers used a 31-13 second half to pull out the victory and stopped Shorter on a 4th down at the VSU 12 with 41 seconds left in the contest to preserve the victory.

Trailing 17-3 at halftime, the Blazers (3-1, 1-0 GSC) responded outscoring the upset-minded Hawks in the second half, including a 21-6 third quarter. VSU's offense came alive in the second half and the special team defense blocked field goal as senior Javion-tae Martin got his hand on an attempt in the first half, and a pivotal blocked extra-point from sophomore Sean Coleman in the third quarter came up big, as VSU scored to regain the lead at 24-23 with 1:54 left in the third quarter. VSU needed four plays for 75 yards, including a 63-yard catch and run for senior Travon Roberts setting up a Durham rush from six yards out for a score.

VSU added a field goal early in the fourth quarter, but the Hawks came right back for a touchdown and a 30-27 lead with ten minutes left. McGill used a 48-yard scamper and then scored from 13-yards out for a 34-30 score with 7:41 left.

On the ensuing possession, the Hawks (2-2, 0-1 GSC) moved down the field converting a 4th and 4 and a 3rd and 7 to move to the VSU 19. On 4th and three from the VSU 12, SU quarterback Aeneas Dennis' pass sailed high over top receiver Dorian Anderson as VSU took over with 41 seconds left and ran out the clock to improve to 3-1 on the year and 1-0 in GSC play. Anderson, Shorter's leading receiver entering the game, didn't have a reception in the contest.

For the game, VSU finished with 413 yards of total offense on 176 yards rushing and 237 yards passing. VSU had just 12 yards of total offense after the first quarter on just six plays. Reigning GSC Offensive Player of the Week, senior Ivory Durham, finished 17 of 30 passing for 237 yards and one interception, while he had six carries for 10 yards and two rushing scores. Senior Seth McGill had a team-high 144 yards on the ground on 12 carries for a 12.0 average per carry and a touchdown.

SU finished with 466 yards of offense on 235 yards on the ground for a 4.9 average, while Dennis was 15 of 27 passing with one interception for 231 yards and one touchdown. Jaiden Dollard had 14 carries for 71 yards and two rushing touchdowns, while John Dietl III had four catches for 46 yards.

Defensively, senior Jameon Gaskin finished with a team-high 11 total tackles, while senior Michael Gayden added ten tackles. Redshirt freshman Jordan Billups came up with a huge 65-yard interception off a tip from Gaskin as VSU used the miscue to cash in with a 26-yard field goal from sophomore Estin Thiele for a 27-23 lead with 11:17 left in the game.

After the game, Gaskin and McGill were named the Guardian Bank Blazer Players of the Game. VSU improved to 10-0 all-time against Shorter and 5-0 all-time in Rome, Ga. It also was the closest margin in series history with the previous being a 37-22 VSU victory in Rome on Oct. 22, 2015.

Shorter came out on its opening possession of the game after a three-and-out by the Blazers as Thiele booted a 51-yard punt to the SU 10. From there, SU moved right down the field, converting two third downs en route to a Dollard 26-yard run for a score and a 7-0 lead, on a ten play, 90-yard drive.

SU held the Blazers to another three-and-out and then the Hawks began at the 50 with a poor punt as the Hawks settled for a 41-yard field goal from Brett Bardenwerper early in the second. Durham hit senior Victor Talley for 18 -yards and the first, first down of the game for the Blazers.

Following a punt by the Blazers, the Hawks went for it on fourth down with a fake punt, but didn't convert. Later, Bardenwerper's 34-yard field goal was blocked with 4:10 left in the half by Martion, but SU came up with the interception on the ensuing possession. The Hawks, with a short field at the VSU 18, needed just three plays as Dollard scored from six yards out for a 17-0 lead with 1:18 left in the first half.

VSU's offense began to come alive as VSU used its two-minute drill and moved down the field. Graduate student B.K Smith looked as if he caught a touchdown in the corner of the end zone, but was called for going out of bounds and coming back in for illegal touching. VSU settled for a field goal as the half expired, trailing 17-3.

For the half, VSU had just 126 yards of offense on 26 plays, including 119 passing yards and just six carries on the ground for seven yards. SU had 103 yards passing and 118 rushing on 26 carries for the opening 30 minutes.

The Blazers came out with a renewed vigor in the second half, as it has trailed at halftime in three of the four games thus far this season. McGill began the half with a 44-yard scamper on the first play from scrimmage and had rushes of 6, 5, 8 and 4 yards as senior Jamar Thompkins scored from one yard out for a 17-10 score.

Following the Hawks not converting on fourth down on a fake punt attempt, VSU came right back pounding the ground game and Durham found graduate Davie Henderson for 24 yards through the air and sophomore Council Allen for six to the SU 12. Durham then called his own number for a 12-yard run, tying the game at 17 with 5:43 left in the third.

Dennis connected with Kyle Morlock for 31 yards on the first play of the ensuing possession and used a pair of big runs from Devin Brown (13) and Dennis (11). Dennis then scored from one yard out for a 23-17 Hawk lead with the extra-point blocked by Coleman.

The Blazers continue on the road next week at Delta State with game time set next Saturday for 7 p.m. Check back with vstateblazers.com for more information on the game throughout the week.



2022 GAME FIVE

Oct. 1, 2022 • Parker Stadium • Cleveland, Miss. • Att: 1,107



#13 VALDOSTA STATE BLAZERS 31



#21 DELTA STATE STATESMEN 70

Score by Quarters

VALDOSTA STATE	3	14	0	14	-	31	3-2 (1-1 GSC)
DELTA STATE	14	28	21	7	-	70	5-0 (2-0 GSC)

Scoring Summary

1st	12:39	DSU	Withrow 14-yard pass from Shegog (Herber kick)
	04:50	DSU	Meyers 6-yard pass from Shegog (Herber kick)
	00:00	VSU	Thiele 22-yard field goal
2nd	12:17	DSU	Shegog 18-yard run (Herber kick)
	09:13	VSU	BK Smith 5-yard pass from Durham (Thiele kick)
	07:02	DSU	Battle 23-yard pass from Shegog (Herber kick)
	03:55	DSU	Shegog 5-yard run (Herber kick)
	02:00	DSU	Lockett 63-yard pass from Shegog (Herber kick)
	00:38	VSU	Hurst 9-yard pass from Durham (Thiele kick)
3rd	12:02	DSU	Shegog 5-yard run (Herber kick)
	06:29	DSU	Smith 1-yard run (Herber kick)
	01:34	DSU	Withrow 38-yard pass from Kirk (Herber kick)
4th	14:50	VSU	Hurst 55-yard pass from McGill (Thiele kick)
	08:22	DSU	Franklin 2-yard run (Herber kick)
	04:07	VSU	Tisdale 2-yard run (Thiele kick)

Individual Stats

RUSHING: Valdosta State-S. McGill 10-79; T. Tisdale 6-35; I. Durham 7-34; J. Thompkins 7-32. Delta State-P. Shegog 9-65; A. Franklin 12-65; K. Smith 9-47; K. Gainwell 7-40; C. Malloy 7-33; D. Meyers 1-19; J. Ellison 4-17; J. Singleton 1-3; TEAM 1-minus 2.

PASSING: Valdosta State-I. Durham 18-37-1-185; S. McGill 1-1-0-55. Delta State-P. Shegog 26-29-0-346; C. Kirk 7-8-0-70; A. Davidson 1-1-0-0.

RECEIVING: Valdosta State-B.K. Smith 4-70; S. McGill 3-15; T. Hurst 2-64; V. Talley 2-25; J. Thompkins 2-10; N. Gillan 2-9; J. Jacques 1-21; J. Jeffery 1-11; D. Henderson 1-8; T. Roberts 1-7. Delta State-D. Meyers 5-49; J. Green 4-52; T. Kennedy 4-52; K. Gainwell 4-32; C. Lockett 3-85; T. Withrow 3-63; C. Malloy 3-24; T. Battle 2-31; A. Duncan 2-14; R. Evans 2-8; C. Tidwell 1-6; A. Bell 1-0.

INTERCEPTIONS: Valdosta State-None. Delta State-C. Gomez 1-20.

FUMBLES: Valdosta State-None. Delta State-None.

SACKS (UA-A): Valdosta State-None. Delta State-None.

TACKLES (UA-A): Valdosta State-S. Colman 7-5; J. Gaskin 4-8; M. Gayden 5-5; A. Thompson 4-4; J. Jones 3-4; E. Ross 3-2; R. Rivers 3-2; A. Lampley 2-3; D. Carpenter 1-4.

Delta State-M. Jones 3-3; M. Windham 3-2; T. Goldsmith 3-1; W. Carter 1-3; J. Boyd 2-1; S. Snow 2-1; C. Sehring 1-2; D. Swilley 0-3.

Team Stats	VSU	DSU
FIRST DOWNS	23	37
RUSHING YARDS (NET)	30-180	51-287
PASSING YARDS (NET)	240	416
Passes Comp-Att-Int.	19-38-1	34-38-0
TOTAL OFFENSE PLAYS-YARDS	68-420	89-703
Fumble Returns-Yards	0-0	0-0
Punt Returns-Yards	0-0	3-36
Kickoff Returns-Yards-TD	7-181	4-38
Interception Returns-Yards-TD	0-0	1-20
Punts (Number-Avg.)	4-42.0	0-0.0
Fumbles-Lost	0-0	0-0
Penalties-Yards	6-51	8-119
Possession Time	26:17	33:43
Third-Down Conversions	4 of 11	11 of 14
Fourth-Down Conversions	1 of 1	3 of 3
Red-Zone Scoring Chance	4-5	7-7
Sacks By: Number-Yards	0-0	0-0
Points off Turnovers	0	7

No. 13 Blazers Fall at No. 21 Delta State

CLEVELAND, Miss. — The No. 13 Valdosta State football team lost at No. 21 Delta State, 70-31 in Cleveland, Miss., Saturday night. The defeat broke VSU's six-game winning streak against the Statesmen, dating back to the 2014 season. The Blazers, who dropped to 3-2 overall and 1-1 in the Gulf South Conference, fell behind early and were unable to recover, as the Statesmen improved to 5-0 and 2-0 in the GSC.

DSU's 70 points marked the most VSU has allowed in a game in program history as the Statesmen marched right down the field and scored on 14-yard pass from Patrick Shegog to Tremel Withrow just 2:26 into the contest. Shegog had a career night, going 26 of 29 passing for 346 yards, four touchdowns, while he had nine carries for 65 yards and three rushing scores. Withrow caught three balls for 63 yards and two scores.

Eight minutes later after the first Statesmen touchdown, DSU hit pay dirt again off a six-yard pass to push its lead to 14-0. DSU outscored VSU 14-3 in the first quarter as the Blazers' only score came from sophomore kicker Estin Thiele's 22-yard field goal at the end of the opening frame.

In the second quarter, the Statesmen added to the scoring campaign with 12:17 left in the half from an 18-yard rushing touchdown. DSU outscored VSU 28-14 for the frame, as Blazer senior quarterback Ivory Durham hit graduate student B.K. Smith for a 5-yard touchdown and freshman Ted Hurst for a 9-yard strike with 38 seconds left in the half for a 42-17 deficit at halftime.

The Statesmen added three more touchdowns in the third quarter for a 63-17 lead. Blazer senior running back Seth McGill hit Hurst for a 55-yard touchdown strike on the trickery for a 63-24 score early in the fourth. Sophomore Travis Tisdale scored late for a final margin of 70-31.

DSU held a 703-420 lead in total offense for the game, as VSU had 180 yards rushing and 240 through the air. The Statesmen missed just four passes in the game with 416 yards through the air for the contest and 287 on the ground. DSU was 34 of 38 passing for the game.

McGill finished with ten carries for 79 yards on the ground for the Blazers, while Tisdale had the only rushing touchdown of the game for VSU. It marked the first game of the season VSU didn't have a rusher over 100 yards. Smith finished with four catches for 70 yards and one score, along with the two touchdowns by Hurst, giving him three for his young career.

Defensively, sophomore Sean Colman and senior Jameon Gaskin each finished with 12 tackles, while senior Michael Gayden had ten tackles. VSU finished with a season-high 111 tackles in the game.

VSU returns home to host West Alabama on Saturday, Oct. 8 at 7 p.m. at Bazemore-Hyder Stadium.



2022 GAME SIX

Oct. 8, 2022 • Bazemore-Hyder Stadium • Valdosta, Ga. • Att: 2,248



WEST ALABAMA TIGERS

34



VALDOSTA STATE BLAZERS

31

Score by Quarters

WEST ALABAMA	0	24	7	14	-	45	2-0
VALDOSTA STATE	6	14	7	13	-	40	1-1

Scoring Summary

1st	12:26	VSU	Hurst 7-yard pass from Durham (Thiele kick)
	11:07	VSU	Lamplsey 25-yard blocked punt return (Thiele kick)
	09:15	UWA	Webb 6-yard run (Dunkle kick)
2nd	10:42	UWA	Dunkle 41-yard field goal
	04:11	UWA	Dunkle 30-yard field goal
	01:29	VSU	Thiele 28-yard field goal
	00:00	UWA	Webb 8-yard pass from Melton (Dunkle kick)
3rd	07:54	VSU	Talley 39-yard pass from Durham (Thiele kick)
	05:26	UWA	Battle 1-yard run (Dunkle kick)
4th	11:16	UWA	Nalls 6-yard pass from Melton (Dunkle kick)
	02:51	VSU	McGill 14-yard run (Thiele kick)

Individual Stats

RUSHING: West Alabama-D. Battle, 17-114; B. Webb 23-98; T. Melton 6-81; A. Brown 10-54; T. Sullivan 1-minus 20. Valdosta State-S. McGill 15-69; I. Durham 8-36; J. Thompkins 9-36; T. Tisdale 5-24; E. Thiele 1-17; J. Cambell 0-5; B.K. Smith 0-minus 3.

PASSING: West Alabama-T. Melton 14-31-0-176. Valdosta State-I. Durham 17-31-2-215.

RECEIVING: West Alabama-D. Nalls 5-82; D. Bailey 4-47; C. Bass 3-33; B. Webb 1-8; J. Hilbert 1-6. Valdosta State-V. Talley 5-114; B.K. Smith 4-29; C. Allen 3-38; T. Hurst 3-20; T. Roberts 2-14.

INTERCEPTIONS: West Alabama-T. Sanford 1-0; S. Lewis 1-0. Valdosta State-None.

FUMBLES: West Alabama-T. Sullivan 1-0. Valdosta State-I. Durham 1-0.

SACKS (UA-A): West Alabama-J. Ellis 1-0. Valdosta State-None.

TACKLES (UA-A): West Alabama-M. Anderson 5-8; K. Williams 2-7; T. Stanford 3-4; D. Bryant 2-3; J. Ellis 1-4; D. Mays 3-0; S. Archie 2-1; TJ Newell 2-1; L. Gray 1-2; D. Nichols 1-2; T. Carter 0-3; S. Lewis 0-2; T. Washington 1-1; B. Breaux 1-1. Valdosta State-J. Gaskin 6-5; T. Dudley 1-9; J. Baldi 6-3; J. Jones 3-6; S. Colman 3-3; B. Rattery 3-3; E. Ross 5-0; M. Gayden 1-4; D. Thompson 3-1; T. Cooper 2-2; T. Calhoun 1-2; L. Henry 2-0; J. Bull 2-0; L. Brooks 1-1; I. Curry 0-2; P. Starks 0-2.

Team Stats	UWA	VSU
FIRST DOWNS	26	22
RUSHING YARDS (NET)	57-327	38-184
PASSING YARDS (NET)	176	215
Passes Comp-Att-Int.	14-31-0	17-31-2
TOTAL OFFENSE PLAYS-YARDS	88-503	69-399
Fumble Returns-Yards	0-0	0-0
Punt Returns-Yards	0-0	1-25-1
Kickoff Returns-Yards-TD	5-118	3-77
Interception Returns-Yards-TD	2-0	0-0
Punts (Number-Avg.)	3-16.7	2-45.0
Fumbles-Lost	1-0	1-0
Penalties-Yards	6-50	4-49
Possession Time	31:41	28:19
Third-Down Conversions	11 of 19	5 of 14
Fourth-Down Conversions	0 of 2	2 of 3
Red-Zone Scoring Chance	5-5	3-4
Sacks By: Number-Yards	1-2	0-0
Points off Turnovers	3	0

Blazers Fall in 34-31 Heartbreaker to West Alabama

VALDOSTA, Ga. — The Valdosta State football team returned home from a three-game road trip and dropped a 34-31 decision to rival West Alabama Saturday evening. With the loss, VSU fell to 3-3 on the year and 1-2 in Gulf South Conference play. UWA improved to 4-2 overall and 2-1 in league play.

VSU finished with 399 yards of offense with 184 rushing and 215 passing as the team was 17 of 31 passing with two interceptions and two passing scores, along with one rushing touchdown. UWA finished with 503 yards of offense with 327 on the ground and 176 through the air. Blazer senior Jameon Gaskin finished with a team-high 11 tackles, while freshman Terrell Dudley added ten stops as VSU finished with 94 tackles in the game.

Blazer senior quarterback Ivory Durham finished 17 of 31 passing for 215 yards with two touchdowns and two interceptions, while he finished with eight carries for 36 yards. Senior Seth McGill had 15 carries for 69 yards, while recording two kick returns for 73 yards. Senior Victor Talley had five catches for 114 yards and a touchdown. UWA was led by 114 yards on the ground from Demetrius Battle and one touchdown on 17 carries, while Bry Webb finished with 98 yards on the ground and a score. Quarterback Tucker Melton was 14 of 31 passing for 176 yards and two scores, while Darius Nalls had a team-high five catches for 82 yards and a touchdown.

The Blazers came out with a great kickoff return to the 30 yard-line McGill and then he gained ten on the first play from scrimmage, followed by a great pass to Talley for 43 yards down to the UWA 17, just 1:11 into the contest. Following a third down conversion, Durham hit freshman Ted Hurst on a slant pattern for a touchdown and a 7-0 lead. VSU went six plays for 70 yards in just 2:34 to start the game, marking a much better start to this game than a week ago.

Following a three-and-out by the Tigers, sophomore Council Allen blocked the punt and freshman Akil Lamplsey recovered the block in the end zone for a 14-0 lead with 11 minutes left in the first quarter. It was the first blocked punt returned for a touchdown by the Blazers since Jamar Thompkins returned a blocked punt 84 yards against Notre Dame College on Dec. 8, 2018, in the NCAA National Semifinals. It also marked Allen's first block of his career and the third block of the season for the Blazers. UWA came right back with a number of big runs from Webb and Melton. Webb then scored on the ground from six yards out for a 14-7 Blazer lead with 9:15 left in the first quarter.

The Blazers had a great ensuing drive moving down to the UWA six, but Durham's pass was picked off in the end zone by Trevon Stanford for a touchback. Following a missed field goal by the Blazers, UWA moved down to the VSU 24 on its next drive and had a 3rd and 7 as the first quarter expired. On the first play of the second quarter, Melton's pass went incomplete as the Tigers came out for a 46-yard field goal following a false start penalty and missed the kick wide right. VSU went for a toss back to the Durham but his pass sailed high and was intercepted at the UWA 20 by De Mays for the second turnover on the Blazers in the game. The Tigers hit a 41-yard field goal from Gabe Dunkle for a 14-10 deficit with 10:42 left in the first half.

Following a punt by the Blazers, the Tigers used a great misdirection run by Melton for 43 yards to the VSU 17 with 5:24 left in the first half. The Red and Black defense stood strong with a big tackle for loss from senior Michael Gayden as UWA settled for a field goal and a 14-13 VSU lead with 4:11 left in the second quarter. The Blazers then methodically moved down field and were helped out with a pass interference penalty in the end zone on the Tigers with under two minutes left in the half. On a 3rd and 8 from the 11, Durham was chased out of the pocket for fourth down and Thiele hit a 28-yard field goal for a 17-13 lead with 1:29 left in the half.

The Tigers used a big pass to Nalls for 29 yards to the VSU 38 with 47 seconds left. On a 3rd and 10 from the VSU 22 with 16 seconds left in the half, Melton was bailed out with a pass interference penalty on the Blazers for a first and goal at the VSU 8. Following an incomplete pass with eight seconds remaining, Melton hit Webb for a touchdown and a 20-17 UWA lead at intermission. The deficit marked the fifth time this season the Blazers trailed at halftime, as UWA outscored the Blazers 13-3 for the second quarter.

For the half, the Blazers had 33 plays for 211 yards, while UWA had 50 plays for 321 yards. Durham was 9 of 16 passing for 107 yards, two interceptions and one touchdown, while McGill had seven carries for 46 yards on the ground. Webb had 14 carries for 78 yards and a touchdown for UWA, while Melton was 9 of 21 passing for 116 yards and a touchdown to Webb.

VSU went three-and-out on its first drive of the half, but on a bad snap on the punt Thiele rushed 17 yards for a first down to keep the drive alive at the VSU 48. With a 4th and 1 from the UWA 43, Durham drew the Tigers offside for a first down via penalty and then hit a wide-open Talley in stride for 39 yards and a touchdown for a 24-20 VSU lead with 7:54 left in the third quarter. It was Talley's third catch for 84 yards in the game to that point.

UWA followed with an eight play, 53-yard drive for a touchdown from Demetrius Battle for a 27-24 Tiger lead with 5:26 left in the third quarter. Following a VSU punt, a 3rd and 7 for UWA to begin the fourth quarter, Nalls came up with a ten-yard reception for a first down and the eighth third down conversion (8 of 14) of the game to that point, followed by a 26-yard run by Battle putting UWA at the VSU 30. Melton then scampered for a first down and Antonio Brown rushed for 12 yards to the VSU seven. On a third and goal from the six, Melton hit Nalls for a touchdown and a 34-24 Tiger lead.

Late in the fourth following a missed field goal by VSU, the Tigers had more punting woes with a bad snap on the punt and VSU took over at the UWA 23 as McGill scored on the ground from 14-yards out for a 34-31 deficit with 2:51 remaining. VSU was unable to get the inside kick as UWA took over at the VSU 46. With no timeouts, VSU had one last shot defensively on a 4th and 1 for UWA from the VSU 36 and Battle was unable to come up with the first down.

The Blazers took over with 24 seconds remaining. UWA's Jamal Ellis came up with just the second sack against VSU this season on first down and then Durham had a big run, followed by a number of laterals, but the Blazers were unable to get into the end zone as time expired.

VSU continues at home next week for Homecoming at 3 p.m. at Bazemore-Hyder Stadium versus Mississippi College.



2022 GAME SEVEN*Oct. 15, 2022 • Bazemore-Hyder Stadium • Valdosta, Ga. • Att: 3,782***MISSISSIPPI COLLEGE CHOCTAWS 49****VALDOSTA STATE BLAZERS 40****Score by Quarters**

MISSISSIPPI COLLEGE	7	21	14	7	-	49	4-3 (3-1 GSC)
VALDOSTA STATE	10	7	7	16	-	40	3-4 (1-3 GSC)

Scoring Summary

1st	13:35	VSU	Thompkins 5-yard run (Thiele kick)
	13:17	MC	Williams 66-yard run (Pledger kick)
	10:59	VSU	Thiele 44-yard field goal
2nd	14:21	MC	Fagan 2-yard run (Pledger kick)
	08:14	MC	White 5-yard run (Pledger kick)
	07:24	VSU	Talley 20-yard pass from Durham (Thiele kick)
	05:18	MC	Williams 41-yard pass from White (Pledger kick)
3rd	08:08	MC	Fagan 3-yard run (Pledger kick)
	04:27	VSU	Durham 1-yard run (Thiele kick)
	02:45	MC	Williams 78-yard run (Pledger kick)
4th	13:20	MC	Colebank 73-yard run (Pledger kick)
	09:43	VSU	Smith 8-yard pass from Durham (Gillan 2-xp reception)
	00:03	VSU	Jeffery 31-yard pass from Durham (Allen 2-xp reception)

Individual Stats

RUSHING: Mississippi College-M. Williams 6-188; J.H. White 21-151; C. Fagan 16-113; C. Colebank 2-79; D. Woods 4-27; R. Craten 8-19; S. Wilder 3-14; I. Thies 1-7. Valdosta State-I. Durham 8-115; J. Thompkins 14-105; S. McGill 16-83.

PASSING: Mississippi College-J.H. White 1-2-0-41. Valdosta State-I. Durham 16-25-0-319.

RECEIVING: Mississippi College-M. Williams 1-41. Valdosta State-B.K. Smith 5-148; V. Talley 4-44; T. Roberts 2-6; T. Hurst 1-51; C. Allen 1-31; J. Jeffery 1-31; N. Gillan 1-7; S. McGill 1-1.

INTERCEPTIONS: Mississippi College-None. Valdosta State-None.

FUMBLES: Mississippi College-C. Fagan 1-1. Valdosta State-T. Roberts 1-1.

SACKS (UA-A): Mississippi College-None. Valdosta State-None.

TACKLES (UA-A): Mississippi College-G. Watts 5-3; C. Sims, Jr. 4-2; D. Brown IV 2-4; R. Futral 1-2; N. Grady 0-3; T. Anderson-Watts 2-0; K. Graves 1-1; J. Jacque 1-1; J. Betz 1-1; J. Brown 0-2; J. Jamison 0-2; J. Ridgeway 0-1; B. Baker 0-1; E. Swain 0-1. Valdosta State-J. Bull 5-7; P. Starks 4-6; J. Gaskin 3-7; T. Dudley 1-6; R. Rivers 2-3; A. Thompson 2-3; J. Billups 0-5; E. Ross 4-0; J. Baldi 2-2; L. Brooks 1-3; B. Rattery 1-3; D. Young 2-1; J. Chaney 2-0; J. Dunbar 1-1; S. Coleman 1-1; M. Boyd 0-2; T. Calhoun 0-2; T. Gelin 1-0; L. Nettles 1-0.

Team Stats	MC	VSU
FIRST DOWNS	28	24
RUSHING YARDS (NET)	61-598	38-303
PASSING YARDS (NET)	41	319
Passes Comp-Att-Int.	1-2-0	16-25-0
TOTAL OFFENSE PLAYS-YARDS	63-639	63-622
Fumble Returns-Yards	0-0	0-0
Punt Returns-Yards	0-0	0-0
Kickoff Returns-Yards-TD	6-90	7-102
Interception Returns-Yards-TD	0-0	0-0
Punts (Number-Avg.)	0-0-0	2-39.0
Fumbles-Lost	1-1	1-1
Penalties-Yards	6-36	7-86
Possession Time	34:19	25:41
Third-Down Conversions	7 of 8	4 of 10
Fourth-Down Conversions	0 of 1	1 of 2
Red-Zone Scoring Chance	3-5	4-4
Sacks By: Number-Yards	0-0	0-0
Points off Turnovers	7	0

Mississippi College Downs Blazers on Homecoming, 49-40

VALDOSTA, Ga. — The Valdosta State football team dropped a 49-40 decision to Mississippi College on Homecoming Saturday afternoon. With the loss, the Blazers fell to 3-4 on the year and 1-3 in Gulf South Conference play, while Mississippi College improved to 4-3 and 3-1 in league play.

In a game that saw a combined 1,261 yards of total offense, VSU amassed 622 yards, while the Choctaws had 639 yards, including 598 yards on the ground. Of the 1,261 total yards between the two teams, 901 came on the ground. Blazer senior quarterback Ivory Durham passed for 319 yards on 16 of 25 passing with three touchdowns, while he had 115 yards on the ground and one touchdown, highlighted by a season-high 75-yard scamper on the first drive of the game. Blazer senior running back Jamar Thompkins finished with 14 carries for 105 yards and a touchdown. It was his fourth game of the season rushing for over 100 yards.

For the Choctaws, three different players rushed over 100 yards, as Marcus Williams had six carries for 188 yards and two scores, while catching quarterback John Henry White's only completed pass (1 of 2) for a 41-yard touchdown. White finished with a team-high 21 carries for 151 yards and a score. Cole Fagan had 16 carries for 113 yards and two scores. Six of the Choctaws' seven touchdowns of the game came on the ground as they didn't punt nor attempt a field goal in the game.

Defensively, VSU had three players record double-digit tackles as senior Jackson Bull had a team-high 12 total stops with five solo tackles, while sophomore Phillip Starks added ten stops as did senior Jameon Gaskin for his fourth-straight game of double-digit stops. Gaskin is closing in on the top ten in VSU history in career total tackles as he now has 236 for his career. He is just 23 tackles shy of Jeremy Grable (2010-13) for tenth all-time in school history. Following the game, Bull and Thompkins were named the Guardian Bank Blazer Players of the Game.

For the second-straight week, things looked promising for the Blazers on the first drive of the game as Durham accounted for 82 of the 87 total yards on the drive, including a seven-yard scamper and a 75-yard run to the MC five. Thompkins then scored with a five-yard run and a 7-0 lead just 1:25 into the contest.

On the first play from scrimmage for the Choctaws, Williams went the distance for 66 yards and a touchdown for a 7-7 score. The fast start for the Blazers continued as Durham hit graduate B.K. Smith for 29-yards on the ensuing drive to the MC 39. Sophomore kicker Estin Thiele connected on his 12th field goal of the season for a 10-7 lead with 10:54 left in the opening quarter, as he now is 12 of 16 in field goals this season. Smith finished with five catches for a season-high 148 yards and a score.

MC marched down to the VSU seven on the ensuing drive, but the Blazers came up with a defensive stop on a fumble from Fagan as graduate student Antar Thompson alertly jumped on the ball for a red zone takeaway at the 4:22 mark. VSU then turned the ball back over to MC with a fumble of its own at the VSU 28.

With a short field, the Choctaws needed five plays for a span of 2:04 and a Fagan rush from two yards out for a 14-10 lead early in the second quarter as MC never trailed again. Following a VSU punt, White scored on a 72-yard drive for a 21-10 Choctaw lead, but the Blazers followed with the first of two 90-plus-yard scoring drives in the game, this one, 91-yards, on three plays, using just 46 ticks of the clock. Highlighting the drive was a great catch from freshman Ted Hurst for 51 yards and a touchdown strike to senior Victor Talley from 20-yards out for a 21-17 deficit. Tally finished with four catches for 44 yards and a score. The Choctaws would answer back, however as White connected with Williams the 41-yard touchdown pass and a 28-17 lead with 5:09 left in the half as the game remained that score heading into intermission.

MC won the toss and deferred to the second half as it used a 13-play, 86-yard drive, chewing up 6:44 on the clock to begin the second half as Cole scored for a 35-17 lead with 8:02 remaining in the frame. The Blazers answered back and pulled within 11, once again, with a nine-play, 75-yard drive as Durham used his feet on a 3rd and 3 from the MC 26 for a 25-yard scamper to the MC one. He then called his own number for a 35-24 deficit.

The Choctaws stretched lead out, once again, as it looked like VSU had the stop on a 3rd and five at the MC 22, but White pitched the ball to Williams at the last second and he went 78-yards for a score and a 42-24 lead.

After an MC touchdown of 73-yards by Chris Colebank early in the fourth, Durham found some more success in the passing game with a 4th and three completion to Talley for six yards and then he hit sophomore Council Allen for 31 yards and another to Talley, before finding Smith in the end zone for six. VSU went for two as Durham hit sophomore Noah Gillan for the conversion and a 49-32 deficit.

VSU got its second stop of the game as the defense stood tall on a fourth and goal from the VSU one. Ron Craten tried to score up the middle, but Gaskin made a great stop to turn the Choctaws over on down with 47 seconds left in the game. This time, VSU went 99 yards on three plays as Durham hit Smith for 64 and graduate student Justin Jeffery for a 31-yard touchdown. Durham then found sophomore Council Allen for two and a 49-40 final margin, following an onside kick attempt.

The Blazers return to action next Saturday at 6 p.m., in Carrollton, Ga., versus No. 25 West Georgia (4-2, 2-2 GSC) for the coveted Peach Basket and the Red Clay Rivalry Series. Following a trip to North Greenville (Oct. 29), the Blazers return home to host rival West Florida (Nov. 5) and Shorter in a non-conference game (Nov. 12) to close out the regular season.



2022 GAME EIGHT

Oct. 22, 2022 • University Stadium • Carrollton, Ga. • Att: 2,583



VALDOSTA STATE BLAZERS

17



#25 WEST GEORGIA WOLVES

54

Score by Quarters

VALDOSTA STATE	7	10	0	0	-	17	3-5 (1-4 GSC)
WEST GEORGIA	13	14	21	6	-	54	5-2 (3-2 GSC)

Scoring Summary

1st	11:06	UWG	Williams 8-yard pass from Frost (Pellegrino kick)
	06:43	VSU	Durham 2-yard run (Thiele kick)
	02:48	UWG	Carson 2-yard run (Pellegrino kick failed)
2nd	14:29	VSU	Thiele 26-yard field goal
	08:07	UWG	Carson 1-yard run (Pellegrino kick)
	05:50	VSU	Hurst 58-yard pass from Durham (Thiele kick)
	00:32	UWG	Peterson 15-yard pass from Frost (Pellegrino kick)
3rd	11:57	UWG	Cole 25-yard pass from Frost (Pellegrino kick)
	08:25	UWG	Cole 7-yard pass from Frost (Pellegrino kick)
	02:15	UWG	Carson 1-yard run (Pellegrino kick)
4th	06:06	UWG	Roberson 4-yard run (Pellegrino kick failed)

Individual Stats

RUSHING: Valdosta State-J. Thompsons 13-74; S. McGill 14-8; I. Durham 7-7; C. Allen 1-minus 2. West Georgia-J. Carson 27-175; D. Clark 6-42; A. Roberson 9-27; H. Frost 1-15.

PASSING: Valdosta State-I. Durham 12-31-1-227. West Georgia-H. Frost 26-34-0-337.

RECEIVING: Valdosta State-B.K. Smith 3-33; T. Hurst 2-101; V. Talley 2-64; C. Allen 2-8; D. Henderson 1-14; S. McGill 1-5; T. Roberts 1-2. West Georgia-Z. Britt 4-95; I. Hinkle 4-39; S. Peterson 3-48; T. Cole 3-41; L. Perry 3-38; X. Wilson 2-25; D. Clark 2-10; R. Blackmon 1-13; M. Bridges 1-11; T. Williams 1-8; J. Carson 1-6; T. Huff 1-3.

INTERCEPTIONS: Valdosta State-None. West Georgia-K. Satterwhite 1-0.

FUMBLES: Valdosta State-J. Thompsons 1-1. West Georgia-None.

SACKS (UA-A): Valdosta State-None. West Georgia-None.

TACKLES (UA-A): Valdosta State-T. Dudley 3-9; A. Thompson 5-3; J. Billups 3-5; J. Blount 2-5; P. Starks 2-4; J. Bull 3-2; B. Rattery 2-3; J. Baldi 4-0; E. Ross 3-1; L. Nettles 2-2; L. Brooks 1-3; A. Booker 2-1; T. Cooper 2-0; L. Henry 1-1; D. Young 0-2. West Georgia-X. Robinson 2-7; D. Mathews 3-1; K. Harris 3-1; J. Tarver 3-1; M. Mercer 1-3; J. Davis 2-0; M. Dix 1-1; R. Carter 1-1.

Team Stats	VSU	UWG
FIRST DOWNS	15	30
RUSHING YARDS (NET)	35-87	43-259
PASSING YARDS (NET)	227	337
Passes Comp-Att-Int.	12-31-1	26-34-0
TOTAL OFFENSE PLAYS-YARDS	66-314	77-596
Fumble Returns-Yards	0-0	0-0
Punt Returns-Yards	0-0	3-36
Kickoff Returns-Yards-TD	7-176	3-58
Interception Returns-Yards-TD	0-0	1-0
Punts (Number-Avg.)	3-24.3	2-36.5
Fumbles-Lost	1-1	0-0
Penalties-Yards	5-35	7-64
Possession Time	25:55	34:05
Third-Down Conversions	7 of 14	10 of 14
Fourth-Down Conversions	1 of 3	1 of 2
Red-Zone Scoring Chance	2-3	7-7
Sacks By: Number-Yards	0-0	0-0
Points off Turnovers	0	14

Blazers Fall at No. 25 West Georgia in Peach Basket Game

CARROLLTON, Ga. — The Valdosta State football team dropped a 54-17 decision at No. 25 West Georgia Saturday evening in the annual Battle for the Peach Basket. VSU fell to 3-5 on the year and 1-4 in Gulf South Conference play, while UWG improved to 5-2 and 3-2 in league play.

The Wolves regained the Peach Basket and took a 2.5-0 lead in the second year of the Red Clay Rivalry Series. It was UWG's first win in the series since a 42-13 win on Oct. 7, 2017. VSU now is 28-14 all-time against UWG and 11-10 in Carrollton.

Following a promising first half, UWG outscored the Blazers 27-0 in the second half, including 21-0 in the third quarter, for the victory. VSU finished with 314 yards for the game on 66 plays, while recording 87 yards on the ground and 227 through the air. The Blazers had 15 first downs, but struggled getting off the field defensively as UWG was 10 of 14 on third down.

Blazer senior quarterback Ivory Durham ran for a touchdown, while he was 12 of 31 passing for 227 yards, one touchdown and one interception. He hit freshman Ted Hurst twice for a career-high 101 yards and a touchdown on a 58-yard strike in the first half. Senior running back Jamar Thompsons moved into second all-time in career rushing yards with 74 yards on 13 carries as he surpassed former Blazer Aaron Jenkins (2000-03) on the all-time list. Thompsons now has 3,880 yards on 497 carries for his career. He is 235 yards from tying school record holder Cedric O'Neal with 4,115 yards set from 2012-2015.

Hurst and Thompsons were named the Guardian Bank Blazer Players of the Game. Defensively, freshman Terrell Dudley had 12 total tackles for the Blazers.

The Wolves finished with 30 first downs, 259 yards on the ground and 337 through the air for 596 yards total. UWG quarterback Harrison Frost finished 26 of 34 passing for 337 yards and four touchdowns, while running back Jaxton Carson had 27 carries for 177 yards and three touchdowns. Terrill Cole caught three passes for 41 yards and two touchdowns and Steve Peterson had three catches for 48 yards and a touchdown.

UWG marched down the field on the opening possession and used a third and six from the UWG 46 as Frost hit Xyre Wilson for 13 yards and a first down and then Frost hit Steve Peterson for 14 yards to the VSU 27. Carson used rushes of 12, 5 and 2 to the VSU eight and Frost found Tre Williams for an 8-yard touchdown and a 7-0 lead.

Durham hit senior B.K. Smith for 16-yards on 3rd and 11 to the UWG 27 on the Blazers' first possession of the game and Durham later scored from two yards out for a 7-7 score. The Wolves then converted another big third down – this time on third and eight from their own 49 on another connection between Frost and Wilson for 12 yards and then a pass to Ronnie Blackmon for 13 and Peterson for 19 to the VSU two. From there Carson scored for a 13-7 score as the PAT was missed.

Looking to equalize the score once again, Durham found senior Victor Talley for 61 yards to the UWG 4 on a third and five from the VSU 35. The Blazers were unable to get into the end zone, settling for a 26-yard field goal from sophomore Estin Thiele for a 13-10 deficit early in the second quarter.

The Blazers had UWG in a third and six once again, but Frost hit LaPerion Perry for 17 yards and a first down, sparking another long drive for the Wolves. UWG used another third down conversion on a run from Carson to the VSU two and he scored from one yard out for a 20-10 score.

On a second and nine from the VSU 42, Durham hit Hurst for a 58-yard touchdown strike and a 20-17 score. UWG moved down the field to the VSU 21, but Frost's pass was dropped by Perry on a third and 6 and then the Blazers came up with the first stop of the game as redshirt freshman Jordan Billups broke up Frost's pass for a turnover on downs.

VSU was unable to get a first down on the ensuing drive and went for it on 4th and two from the VSU 39 as Durham was tackled for a three-yard loss. Following the turnover on downs, Frost hit Peterson for a 15-yard touchdown and a 27-17 lead late in the half.

UWG held an 18-7 lead in first downs as VSU had 45 rushing yards and 151 passing yards, while UWG had 123 on the ground and 194 through the air. Neither team punted in the first half as UWG was 6 of 7 on third down and VSU was 5 of 7.

The Blazers had a promising start to the third quarter, but a fumble by the Blazers gave UWG the ball at the VSU 46. The Blazers came up with a stop on third down at the VSU 25, but Frost put a pass between three Blazer defenders for a 25-yard strike to Cole and a 34-17 lead with 11:57 left in the third.

UWG added two more touchdowns in the third quarter and one in the fourth for the 54-17 victory. VSU returns to action next Saturday at 3 p.m. at North Greenville in Tigerville, S.C.



2022 GAME NINE

Oct. 29, 2022 • Younts Stadium • Tigerville, S.C. • Att: 2,875



VALDOSTA STATE BLAZERS

58



NORTH GREENVILLE CRUSADERS

37

Score by Quarters

VALDOSTA STATE	7	7	22	22	-	58	4-5 (2-4 GSC)
NORTH GREENVILLE	14	14	9	0	-	37	3-6 (2-4 GSC)

Scoring Summary

1st	06:08	NGU	Ramirez 2-yard run (Karhu kick)
	01:41	VSU	Talley 0-yard blocked punt return (Thiele kick)
	00:09	NGU	Sanders 19-yard pass from Ramirez (Karhu kick)
2nd	13:08	NGU	Tolbert 28-yard pass from Ramirez (Karhu kick)
	01:32	VSU	B.K. Smith 72-yard pass from Durham (Thiele kick)
	00:46	NGU	Watkins 38-yard run (Karhu kick)
3rd	11:02	VSU	Talley 6-yard pass from Durham (Thiele kick)
	07:43	VSU	Allen 18-yard pass from Durham (Thiele kick)
	04:44	NGU	Porter III Safety
	03:27	VSU	Thompkins 13-yard run (Hurst 2-point reception)
	00:34	NGU	Hamilton 7-yard pass from Ramirez (Karhu kick)
4th	13:05	VSU	Roberts 20-yard pass from Durham (Allen 2-point rec.)
	11:36	VSU	Talley 50-yard pass from McGill (Thiele kick)
	04:24	VSU	McGill 7-yard run (Thiele kick)

Individual Stats

RUSHING: Valdosta State-J. Thompkins 21-109; S. McGill 18-94; I. Durham 6-20; K. Turner 1-11; TEAM 2-minus 3; J. Miller 1-minus 5. North Greenville-C. Watkins 19-92; S. Lakin 1-5; Y. Smith 3-5; D. Ramirez 9-minus 3.

PASSING: Valdosta State-I. Durham 17-27-0-258; S. McGill 1-1-0-50. North Greenville-D. Ramirez 25-40-1-324.

RECEIVING: Valdosta State-V. Talley 6-109; C. Allen 3-28; S. McGill 3-7; B.K. Smith 2-87; J. Thompkins 2-48; T. Roberts 1-20; T. Hurst 1-9. North Greenville-T. Hamilton 10-100; D. McKelvey 4-107; Q. Sanders 4-51; AJ Tolbert 3-42; T. Funnys 2-29; D. Young 1-0; C. Watkins 1-minus 5.

INTERCEPTIONS: Valdosta State-M. Gayden 1-0. North Greenville-None.

FUMBLES: Valdosta State-TEAM 1-0; I. Durham 1-1. North Greenville-TEAM 2-0.

SACKS (UA-A): Valdosta State-B. Rattery 2-0; I. Curry 1-0; M. Gayden 1-0. North Greenville-D. Young 1-0.

TACKLES (UA-A): Valdosta State-J. Bull 6-2; T. Dudley 4-4; P. Starks 3-4; E. Ross 4-1; B. Rattery 3-1; M. Gayden 2-2; I. Dury 1-3; M. Boyd 3-0; D. Young 2-1; J. Billups 2-1; T. Calhoun 1-2. North Greenville-E. Alexander 5-5; J. Clayton 1-9; D. Donald 1-9; D. Byrd 2-7; F. Billy 3-5; R. Evans 2-3; C. Ryan 0-5; T. Epps 0-4; K. Livingston 0-4.

Team Stats	VSU	NGU
FIRST DOWNS	26	20
RUSHING YARDS (NET)	49-226	32-82
PASSING YARDS (NET)	308	324
Passes Comp-Att-Int.	18-28-0	25-40-1
TOTAL OFFENSE PLAYS-YARDS	77-534	72-406
Fumble Returns-Yards	0-0	0-0
Punt Returns-Yards	6-80	1-0
Kickoff Returns-Yards-TD	2-60	4-45
Interception Returns-Yards-TD	1-0	0-0
Punts (Number-Avg.)	5-35.6	9-44.0
Fumbles-Lost	2-1	3-0
Penalties-Yards	11-89	9-75
Possession Time	31:27	28:33
Third-Down Conversions	6 of 15	5 of 16
Fourth-Down Conversions	1 of 2	1 of 2
Red-Zone Scoring Chance	5-6	3-3
Sacks By: Number-Yards	4-15	1-5
Points off Turnovers	7	7

Huge Second Half Lifts Blazers at North Greenville, 58-37

TIGERVILLE, S.C. — Behind a 44-9 second half, the Valdosta State football team snapped a four-game skid with a thrilling 58-37 victory at North Greenville Saturday afternoon. The Blazers improved to 4-5 on the year and 2-4 in Gulf South Conference play, while North Greenville fell to 3-6 overall and 2-4 in GSC play.

After a 28-14 deficit at halftime, the Blazers came out firing in the second half and scored 22 points in both the third and fourth quarters behind standout defensive play and the offense began to get on track in the second half. VSU finished with 534 yards of offense, including 226 yards on the ground and 308 passing. Senior Jamar Thompkins finished with 21 carries for 109 yards and a touchdown, while senior Seth McGill had 19 carries for 96 yards and a score. Senior Ivory Durham finished 17 of 27 passing for 258 yards and four touchdowns, while graduate student Victor Talley had six catches for 109 yards and two touchdowns. Thompkins is just 126 yards from tying the school-record of 4,115 career rushing yards set by former Blazer standout Cedric O'Neal (2012-2015).

After some tough weeks on the defensive end recently, the Blazers recorded a season-high four sacks for 15 yards, including two by senior Brian Rattery as VSU entered with just three sacks on the season. It marked the first sack(s) since Sept. 17 at Miles College. Senior Jackson Bull and freshman Terrell Dudley each had a team-high eight tackles. Graduate student Michael Gayden finished with four tackles, 1.5 tackles for loss for five yards, one sack for three yards, one interception and one hurry. He, along with Talley were named the Guardian Bank Blazer Players of the Game. The Blazers finished with ten tackles for loss for 35 yards in the game.

NGU, who was celebrating its Homecoming, finished with 423 yards of offense on 99 yards on the ground and 324 through the air. It marked the first time this season VSU has held an opponent under 100 yards on the ground. Quarterback Dylan Ramirez was 25 of 40 for 324 yards, three touchdowns and one interception, while running back Corey Watkins had 19 carries for 92 yards and a score. NGU had two players go for 100 yards receiving as Demetris McKelvey had four receptions for 107 yards and Tyler Hamilton had ten catches for 100 yards and a score. Three different Crusaders each had ten tackles.

VSU improved to 4-0 all-time against NGU and is the fourth time the two teams have played on Homecoming for one or the other.

Gayden sacked Ramirez for the first sack for the Blazers since Sept. 17 at Miles College on NGU's first possession after a Blazer opening punt. VSU forced the punt and garnered a bit of momentum, but a fumble was recovered by the Crusaders at the VSU 45.

NGU scored the first touchdown of the game midway through the first quarter and then, following a VSU punt by sophomore Estin Thiele to the NGU 9, the Blazer "D" dug deep and forced the Crusaders to punt as Talley, who was just inserted onto special teams, blocked the punt and sophomore Council Allen recovered in the end zone for a 7-7 score. It marked the second punt blocked by the Blazers for a touchdown this season and the fourth blocked kick overall.

The offense continued to struggle early in the second quarter for the Blazers as they went three-and-out early in the second quarter. NGU pushed the lead to 21-7 with a five play, 57-yard drive with rushes from Watkins for 25 yards and a 28-yard touchdown pass to AJ Tolbert with 13:08 left in the half.

Later in the quarter, VSU forced the Crusaders into their fourth punt of the half, but Myles Prosser pinned the Blazers at the one with just under four minutes left in the half. Thompkins got a first down on third and 4 from the seven to get out the shadow of the end zone. Durham hit Allen for 12 yards and then found a streaking graduate student B.K. Smith for an 88-yard touchdown pass and a 21-14 deficit with 1:32 left in the half. It was the longest pass play from scrimmage this season for VSU as Durham had a 75-yard strike to Allen at Miles College earlier in the season.

NGU would answer, however, with just over a minute left in the half moved to the VSU 39 on a couple of passes by Ramirez and, with 46 seconds left, Watkins went 39 yards for a touchdown and a 28-14 lead.

The Blazers forced NGU into a punt on the first drive of the second half. On the Blazers' first drive, McGill used two long runs to get to the NGU 6 and Durham hit Talley for a rainbow pass in the back of the end zone and a 28-21 deficit with 11:02 left in the third. A good stop defensively for a three-and-out by the Blazers brought the contingent of Blazer fans to their feet and senior Travon Roberts had a good return on the punt to the VSU 46. On a rollout on 2nd and 7, Durham hit Thompkins for a large gain down to the NGU 15. Durham hit Allen, who was covered well, in the end zone as VSU tied the game at 28-28 with 7:43 left in the third quarter.

VSU was called for a chop block and on a 4th down, from its own ten, had a false start. Punting from the five following the infraction, Blazer punter John Miller was tackled in the end zone for a safety. Thiele then put one of the best kicks of the season from the Blazer 20 to NGU's two on the free kick. Following a three-and-out, the Blazers took over at the NGU 35. Talley had a good reception and then Thompkins scored on the ground. The Blazers decided to go for two as freshman Ted Hurst caught the conversion on a tipped ball for a 36-30 lead.

NGU would answer for a 37-36 lead with 36 seconds left in the third. From there, VSU outscored the Crusaders 22-0 in the fourth quarter for the 58-37 victory.



LAST TIME VERSUS WEST FLORIDA

Nov. 13, 2021 • Blue Wahoos Stadium • Pensacola, Fla. • Att: 7,193



#2 VALDOSTA STATE BLAZERS 42



#3 WEST FLORIDA ARGONAUTS 61

Score by Quarters

VALDOSTA STATE	0	21	14	7	-	42	9-1 (6-1 GSC)
WEST FLORIDA	7	17	21	16	-	61	9-1 (6-1 GSC)

Scoring Summary

1st	04:09	UWF	Johnson 2-yard run (Cera kick)
2nd	14:05	UWF	Cera 26-yard field goal
	11:38	VSU	Gallimore 57-yard pass from Durham (Thiele kick)
	10:33	UWF	Ashley 18-yard pass from Reed (Cera kick)
	08:11	VSU	McGill 1-yard run (Thiele kick)
	01:00	UWF	Reed 13-yard run (Cera kick)
	00:01	VSU	Durham 4-yard pass from Saunders (Thiele kick)
3rd	12:43	UWF	Reed 44-yard run (Cera kick)
	09:20	VSU	Durham 4-yard run (Thiele kick)
	07:20	UWF	Johnson 1-yard run (Cera kick)
	05:10	UWF	Ashley 11-yard pass from Reed (Cera kick)
	00:27	VSU	Gallimore 36-yard pass from Durham (Thiele kick)
4th	14:19	UWF	Mason 8-yard run (Thiele kick)
	10:52	UWF	Cera 47-yard field goal
	08:47	VSU	Gallimore 7-yard pass from Durham (Thiele kick)
	07:13	UWF	Johnson 66-yard run (Cera kick failed)

Individual Stats

RUSHING: Valdosta State-S. McGill 11-104; I. Durham 7-39; J. Thompkins 7-28; B. Saunders 1-0; TEAM 2-minus 9. West Florida-S. Mason 20-195; A. Johnson 10-96; A. Reed 6-56; S. Williams 2-22; R. Tanega-Doster 1-1; TEAM 1-0.

PASSING: Valdosta State-I. Durham 30-50-1-413; B. Saunders 1-1-0-4. West Florida-A. Reed 15-37-0-311; S. Williams 1-1-0-minus 2.

RECEIVING: Valdosta State-L. Gallimore 9-198; T. Roberts 7-62; V. Talley 6-47; B. Saunders 5-90; S. McGill 2-12; A. Dixon 1-4; I. Durham 1-4. West Florida-D. Durden 5-120; K. Ashley 4-82; S. Mason 2-29; J. Smith 2-19; L. Rembert 1-41; M. Wolfey 1-20; K. Whetzel 1-minus 2.

INTERCEPTIONS: Valdosta State-None. West Florida-S. Showers 1-0.

FUMBLES: Valdosta State-TEAM 1-0; J. Miller 1-0. West Florida-None.

SACKS (UA-A): Valdosta State-E. Williams 0-1; M. Harp 0-1; B. Williams 1-0. West Florida-None.

TACKLES (UA-A): Valdosta State-N. Moss 4-2; J. Williams 4-1; J. Jackson 3-2; C. Roberts 4-0; J. Martin 2-2; M. Jefferson 2-2; S. Colman 2-1; E. Williams 2-1; M. Harp 2-1; J. Gaskin 0-3; E. Watson 2-0; T. Dotson 2-0. West Florida-T. Archie 7-0; S. Oliver 6-0; S. Campbell 4-1; A. Bell 4-1; S. Williams 1-3; W. Breland 3-0; K. Holder 3-0; B. Franks 2-0; TJ Limehouse 1-1.

Team Stats	VSU	UWF
FIRST DOWNS	26	28
RUSHING YARDS (NET)	28-162	40-370
PASSING YARDS (NET)	417	309
Passes Comp-Att-Int.	31-51-1	16-38-0
TOTAL OFFENSE PLAYS-YARDS	79-579	78-679
Fumble Returns-Yards	0-0	0-0
Punt Returns-Yards	0-0	0-0
Kickoff Returns-Yards-TD	5-78	2-20
Interception Returns-Yards-TD	0-0	1-0
Punts (Number-Avg.)	4-29.5	2-6.5
Fumbles-Lost	1-0	0-0
Penalties-Yards	13-93	6-39
Possession Time	26:44	33:16
Third-Down Conversions	8 of 15	9 of 17
Fourth-Down Conversions	1 of 3	2 of 3
Red-Zone Scoring Chance	4-4	7-9
Sacks By: Number-Yards	2-14	0-0
Points off Turnovers	0	3

No. 2 Blazers Fall 61-42 at No. 3 West Florida

PENSACOLA, Fla. — In a highly anticipated matchup between two top five teams, No. 3 West Florida posted a 61-42 victory over No. 2 Valdosta State, snapping the Blazers' nine-game winning streak and 30-game regular season winning streak. Both teams finished the regular season at 9-1 and 6-1 in Gulf South Conference play, each earning a share of the GSC title. This is the third-straight outright or shared league title for the Blazers and ninth overall.

In a game that saw 103 combined points and 1,257 yards of offense combined, Blazer graduate student Lio'undre Gallimore had 198 yards receiving and three touchdowns receptions on nine catches, while junior quarterback Ivory Durham went a career-high 31 of 51 passing for a career-high 415 yards, three touchdown passes and one interception, while he also caught a touchdown pass from graduate student Brian Saunders on a trickation play at the end of the first half. Junior running back Seth McGill had 11 rushes for 104 yards and a score, while Durham had nine carries for 58 yards and a score.

VSU had a season-high 419 yards passing on 32 of 52 with four touchdown passes and one interception, while rushing the ball 31 times for 180 yards. Both VSU and UWF each had 27 first downs in the game. The high-powered UWF offense was as good as advertised as it racked up 658 yards of offense with 311 through the air and 347 on the ground as UWF averaged 9.4 yards per carry as VSU entered allowing just 4.2 yards per carry for the season.

The Argos, who made timely big chunk plays when needed, were led on the ground by Shomari Mason as he had 20 carries for 195 yards and a score, while Anthony Johnson had ten carries for 96 yards and three scores. Quarterback Austin Reed had six receptions for 56 yards and two huge touchdowns in the game. Receiver David Durden had five catches for 120 yards and Ka'Ron Ashley had two receiving touchdowns for 82 yards on four receptions.

Blazer senior Nick Moss had six tackles in the game as VSU recorded three tackles for loss and two sacks of Reed in the game. Trent Archie for UWF had seven solo stops and two tackles for loss for six yards.

Saturday's game marked the first time VSU hadn't had the lead in a game all season and the first time since 2017. Since the final five games of 2017, VSU has won 37 of 40 games overall, including a Gulf South Conference-record 25-straight victories from the final game of 2017 through the 2019 regular season.

UWF took the lead midway through the first quarter and the Blazers played catchup the rest of the game. Following a big sack by the Blazers from Brian Williams forcing a 3rd and 15 from the VSU 44, Reed hit Durden for 17 yards and a first down, followed by a 20-yard pass to Maverick Wolfey. The Argos scored on a Johnson 2-yard run on 3rd and goal from the two with 4:09 left in the opening quarter.

Griffin Cera made a 26-yard field goal, after he missed one in the first quarter, for a 10-0 lead for the Argos with 14:00 left in the first half. From there, VSU began to find its footing in front of a record crowd of over 7,000. On a 4th and 3 from the VSU 43, Durham hit Gallimore in stride for a 57-yard touchdown strike and a 10-7 deficit.

Each time in the game VSU pulled within striking distance, UWF would answer as the Argos scored on the ensuing possession and then VSU pulled within 17-14 on a McGill score. Later in the quarter, Reed scampered 13 yards for a score and a 24-14 lead. With one-minute left in the half, VSU took over as Durham hit Saunders for 25 yards after he found senior Victor Talley open for 14 yards. On a first and goal from the four less than five seconds left in the half, VSU pulled a reverse as Saunders took the ball from McGill and tossed to a wide-open Durham in the end zone for a 24-21 deficit. It was Saunders' second touchdown pass of his career.

With renewed momentum heading into the second half, UWF was faced with a 3rd and 10 at the VSU 44 and Reed went 44 yards for a score and a 31-21 lead with 12:43 left in the quarter. Once again, VSU answered and pulled within three as Durham scored for a 31-28 deficit moments later.

On the first play from scrimmage for the Argos, Mason broke free of a tackle and went 65 yards down the sideline and Johnson scored from 1-yard out for a 38-28. A special teams mistake on the Blazers set the Argos up in VSU territory at the Blazer 15. Reed then hit Ashley for 11 yards and a 45-28 score with 5:04 left in the quarter.

VSU kept within striking distance and pulled back within ten late in the quarter as Durham found Gallimore for 36 yards and a score for a 45-35 deficit. The teams scored a combined 38 points in the second quarter and 35 in the third. UWF outscored the Blazers 16-7 in the fourth quarter for the 61-42 final margin.



2022 Valdosta State Blazer Miscellaneous Statistics

GAME FACTS

Opponent	Coin Toss	Decision	Game Time	Length	Jersey/Pants	Result
KEISER	Won	Deferred	7 p.m.	3:17	Black/Black	W, 36-21
VIRGINIA UNION	Lost	Receive	5 p.m.	3:43	Red/Red	L, 45-40
at Miles College	Won	Deferred	7 p.m. ET	2:46	White/Black	W, 55-7
at Shorter	Won	Deferred	12 p.m.	3:00	White/Red	W, 34-30
at Delta State	Won	Deferred	7 p.m. ET	3:09	White/Black	L, 70-31
WEST ALABAMA	Won	Receive	7 p.m.	3:07	Black/Black	L, 34-31
MISSISSIPPI COLLEGE	Lost	Receive	3 p.m.	2:58	Black/Black	L, 49-40
at West Georgia	Lost	Kick	6 p.m.	3:09	White/White	L, 54-17
at North Greenville	Lost	Receive	3 p.m.	3:59	White/Black	W, 58-37
WEST FLORIDA						
SHORTER						

GAME OPENING DRIVES

Game	Valdosta State				Opponent			
	Plays/Yds	Poss.	Pts	1st Possession	Plays/Yds	Poss.	Pts.	1st Possession
KEISER	8/52	2:28	3	Field Goal	14/67	6:08	0	Interception
VIRGINIA UNION	7/46	3:44	3	Field Goal	3/7	0:52	0	Punt
at Miles College	2/34	0:46	7	Touchdown	1/0	0:07	0	Interception
at Shorter	3/6	0:46	0	Punt	5/21	3:15	0	Punt
at Delta State	6/27	3:25	0	Punt	8/75	2:26	7	Touchdown
WEST ALABAMA	6/70	2:41	7	Touchdown	3/2	1:12	0	Block Punt (VSU TD)
MISSISSIPPI COLLEGE	4/87	1:25	7	Touchdown	1/1	0:12	7	Touchdown
at West Georgia	11/52	4:23	7	Touchdown	10/73	4:00	7	Touchdown
at North Greenville	3/8	1:38	0	Punt	7/10	3:34	0	Punt
WEST FLORIDA								
SHORTER								

SECOND HALF OPENING DRIVES

Game	Valdosta State				Opponent			
	Plays/Yds	Poss.	Pts	1st Possession	Plays/Yds	Poss.	Pts.	1st Possession
KEISER	5/58	2:44	7	Touchdown	3/-4	2:15	0	Punt
VIRGINIA UNION	4/48	1:12	7	Touchdown	6/10	3:43	0	Fumble
at Miles College	5/17	2:38	0	Punt	3/4	2:02	0	Punt
at Shorter	8/75	3:52	7	Touchdown	3/4	1:49	0	Punt
at Delta State	4/16	1:35	0	Interception	4/44	1:23	7	Touchdown
WEST ALABAMA	9/70	4:50	7	Touchdown	6/23	2:19	0	Punt
MISSISSIPPI COLLEGE	9/75	3:40	7	Touchdown	13/86	6:50	7	Touchdown
at West Georgia	1/14	0:08	0	Fumble	7/46	2:57	7	Touchdown
at North Greenville	5/68	1:43	7	Touchdown	4/3	2:15	0	Punt
WEST FLORIDA								
SHORTER								

2022 Valdosta State Blazer Participation Report

#	Player	GP-GS	KU	VUU	MILES	SU	DSU	UWA	MC	UWG	NGU	UWF	SU
8	Council Allen	8/3	XXX	START	XXX	XXX	...	START	START	XXX	XXX		
95	Dallas Anthony	1/-	XXX		
53	Kenley-Mary Asse	2/-	XXX	XXX		
38	Julian Baldi	4/-	XXX	XXX	XXX	XXX	...		
80	James Barnes	2/-	XXX	XXX		
32	Jordan Billups	8/7	...	XXX	START	START	START	START	START	START	START		
97	Jaden Blount	7/-	XXX	XXX	XXX	XXX	...	XXX	...	XXX	XXX		
42	Aree Booker	9/-	XXX	XXX	XXX	XXX	XXX	XXX	XXX	XXX	XXX		
27	Montae Boyd	3/1	XXX	XXX	START		
54	Larry Brooks	7/-	XXX	XXX	XXX	XXX	XXX	XXX	XXX		
50	Brett Buckridge	9/-	XXX	XXX	XXX	XXX	XXX	XXX	XXX	XXX	XXX		
3	Jackson Bull	5/2	XXX	...	XXX	START	XXX	START		
56	Torren Calhoun	9/9	START	START	START	START	START	START	START	START	START		
52	Jeremiah Campbell	9/9	START	START	START	START	START	START	START	START	START		
35	Donte Carpenter	4/2	...	START	START	XXX	XXX		
24	James Chaney	9/-	XXX	XXX	XXX	XXX	XXX	XXX	XXX	XXX	XXX		
40	Deion Coleman	4/-	XXX	XXX	...	XXX	XXX		
7	Sean Colman	5/3	START	XXX	XXX	START	START		
59	Demetrius Cooley	8/5	...	XXX	START	START	START	START	START	XXX	XXX		
31	Travis Cooper	5/2	START	START	XXX	...	XXX	XXX		
48	Isaiah Curry	7/-	XXX	XXX	XXX	XXX	XXX	XXX	XXX		
28	Aaron Dawson	6/3	XXX	START	START	START	XXX	XXX		
94	Damien Deloney	2/-	XXX	XXX		
16	Micah Dennis	2/-	...	XXX	XXX		
41	Terrell Dudley	8/3	XXX	XXX	XXX	START	...	XXX	XXX	START	START		
45	Jaylen Dunbar	5/-	XXX	XXX	XXX	XXX	XXX		
9	Ivory Durham	9/9	START	START	START	START	START	START	START	START	START		
12	Sammy Edwards	9/-	XXX	XXX	XXX	XXX	XXX	XXX	XXX	XXX	XXX		
47	Jameon Gaskin	6/4	START	XXX	...	XXX	START	START	START		
51	Michael Gayden	8/8	START	START	START	START	START	START	START	...	START		
38	Tanjuatco Gelin	5/-	...	XXX	XXX	XXX	XXX	XXX	...		
87	Noah Gillan	9/2	XXX	XXX	XXX	START	XXX	XXX	XXX	XXX	START		
55	Pierre Hayes	9/2	XXX	XXX	XXX	XXX	XXX	START	XXX	START	XXX		
4	Davie Henderson	9/5	START	START	START	START	START	XXX	XXX	XXX	XXX		
22	La'Darius Henry	4/1	XXX	XXX	XXX	START	...		
85	Ted Hurst	9/4	XXX	XXX	XXX	XXX	XXX	START	START	START	START		
81	Jerson Jacques	5/-	XXX	XXX	XXX	XXX	XXX		
15	Justin Jeffery	9/-	XXX	XXX	XXX	XXX	XXX	XXX	XXX	XXX	XXX		
75	Anwar Johnson	9/-	XXX	XXX	XXX	XXX	XXX	XXX	XXX	XXX	XXX		
25	Jordan Jones	8/1	XXX	XXX	XXX	START	XXX	XXX	XXX	XXX	...		
70	Ashton Jones-Obikpo	3/1	START	...	XXX	...	XXX		
36	Akil Lampley	9/5	START	START	XXX	START	START	START	XXX	XXX	XXX		
65	Caden Marcum	9/9	START	START	START	START	START	START	START	START	START		
64	Michael Marotta	2/-	XXX	XXX	...		
44	Javiontae Martin	6/4	START	START	START	XXX	START	XXX		
30	Seth McGill	9/6	START	XXX	START	XXX	START	START	START	START	XXX		
46	Austin McKay	7/-	XXX	XXX	XXX	XXX	XXX	XXX	XXX		
71	Elijah Melendez	9/5	XXX	START	START	START	START	XXX	XXX	XXX	START		
98	John Miller	4/-	XXX	XXX	XXX	XXX		
37	La'Ken Nettles	9/3	XXX	START	START	XXX	XXX	XXX	XXX	START	XXX		
14	Jhonny Quest	4/-	...	XXX	XXX	XXX	XXX		
76	William Racely	9/9	START	START	START	START	START	START	START	START	START		
91	Brian Rattery	9/7	START	START	XXX	XXX	START	START	START	START	START		
39	Caleb Riley	3/-	XXX	XXX	XXX		
26	Ravarius Rivers	7/1	XXX	XXX	START	...	XXX	...	XXX	XXX	XXX		
1	Travon Roberts	8/3	START	START	...	XXX	START	XXX	XXX	XXX	XXX		
23	Damarkus Robins	2/-	XXX	XXX		
96	Bryce Robinson	9/-	XXX	XXX	XXX	XXX	XXX	XXX	XXX	XXX	XXX		
10	Eric Ross	8/7	START	...	XXX	START	START	START	START	START	START		
89	Tyson Ross	7/-	XXX	XXX	XXX	XXX	XXX	XXX	XXX		
66	Eddie Rox	9/3	XXX	XXX	XXX	XXX	XXX	START	START	START	XXX		
2	B.K. Smith	9/8	START	START	START	START	START	XXX	START	START	START		
79	Alajjuwan Sparks	2/-	XXX	XXX		
21	Phillip Starks	9/9	START	START	START	START	START	START	START	START	START		
13	Victor Talley	9/7	XXX	XXX	START	START	START	START	START	START	START		
43	Estin Thiele	9/-	XXX	XXX	XXX	XXX	XXX	XXX	XXX	XXX	XXX		
20	Jamar Thompson	9/6	START	START	START	START	XXX	XXX	XXX	START	START		
92	Antar Thompson	9/5	XXX	XXX	START	START	XXX	XXX	START	START	START		
0	Dwayne Thompson II	4/1	XXX	XXX	START	XXX		
33	Travis Tisdale	9/1	XXX	XXX	XXX	XXX	XXX	START	XXX	XXX	XXX		
58	Juan De La Torre	6/4	START	START	XXX	XXX	START	START		
5	Kiaran Turner	9/-	XXX	XXX	XXX	XXX	XXX	XXX	XXX	XXX	XXX		
99	Armon Williams	3/-	XXX	XXX	XXX	...		
19	Marcel Williams	6/-	XXX	XXX	XXX	XXX	XXX	XXX		
34	Darrian Young	9/9	START	START	START	START	START	START	START	START	START		

Nationally Speaking - Valdosta State

Team Rankings (163 Ranked)

Statistic	NCAA Rank	GSC Rank	Value	National Leader	Value	GSC Leader	Value
3rd Down Conversion Pct.	43	4	0.430	Harding	0.581	Delta State	0.538
3rd Down Conversion Def.	160	8	0.543	Wingate	0.190	West Alabama	0.295
4th Down Conversion Pct.	100	6	0.412	Nebraska-Kearney	0.818	Delta State	0.750
4th Down Conversion Def.	49	5	0.389	New Haven	0.000	West Georgia	0.312
Blocked Kicks	28	1	4	Virginia Union	10	North Greenville/Valdosta State	4
Blocked Kicks Allowed	57	4	2	21 teams tied	0	West Florida	0
Blocked Punts	16	1	2	Notre Dame (Ohio)	5	Valdosta State	2
Blocked Punts Allowed	1	1	0	69 teams tied	0	5 teams tied	0
Completion Percentage	108	5	0.537	Shepherd	0.722	Delta State	0.635
Defensive TD's				Notre Dame (Ohio)	6	North Greenville	4
Fewest Penalties	89	6	58	MSU Moorhead/Truman State	32	Mississippi College	42
Fewest Penalties Per Game	79	4	6.44	MSU Moorhead	3.56	Mississippi College	4.67
Fewest Penalty Yards	101	6	559	Findlay	277	Mississippi College	375
Fewest Penalty Yards Per Game	95	5	62.11	Findlay	30.78	Mississippi College	41.67
First Down Defense	157	7	218	Bentley	99	West Georgia	129
First Down Offense	14	2	212	Delta State	236	Delta State	236
Fumbles Lost	48	4	5	Albany State/Emporia State	1	Delta State/Shorter	1
Fumbles Recovered	140	7	3	Fayetteville State/Miles	16	Delta State/West Georgia	8
Kickoff Return Defense	77	1	18.97	New Mexico Highlands	8.00	Valdosta State	18.97
Kickoff Returns	36	4	22.67	Slippery Rock	30.11	West Florida	25.57
Net Punting	119	6	32.19	Nebraska-Kearney	42.18	West Florida	40.72
Passes Had Intercepted	32	3	6	Emporia St./Benedict/Lincoln (Pa.)	1	Shorter	3
Passes Intercepted	119	5	6	Tusculum	18	North Greenville	11
Passing Offense	20	2	277.6	Bemidji State	349.1	West Georgia	285.8
Passing Yards Allowed	98	5	215.9	Benedict	109.9	West Georgia	158.4
Passing Yards Per Completion	14	2	15.14	Harding	27.08	Mississippi College	20.91
Punt Return Defense	74	4	7.62	Harding	0.00	Delta State	2.33
Punt Returns	59	4	9.55	Minnesota State	19.77	West Georgia	14.00
Red Zone Defense	130	6	0.842	Bentley	0.476	West Georgia	0.684
Red Zone Offense	11	2	0.905	Missouri Southern State	0.936	West Alabama	0.957
Rushing Defense	162	8	266.4	Northwest Missouri State	47.1	West Florida	130.6
Rushing Offense	18	4	210.2	Mississippi College	340.8	Mississippi College	340.8
Sacks Allowed	3	2	0.33	West Georgia	0.12	West Georgia	0.12
Scoring Defense	150	8	38.6	Bentley	9.6	West Georgia	20.1
Scoring Offense	16	4	38.0	Shepherd	46.2	Delta State	44.2
Tackles for Loss Allowed	19	5	4.33	West Florida	2.25	West Florida	2.25
Team Passing Efficiency	32	2	146.13	Ouachita Baptist	203.73	Delta State	151.29
Team Passing Eff. Defense	136	8	146.95	Tusculum	80.95	West Alabama	98.54
Team Sacks	154	6	0.78	Northern State	4.22	West Georgia	2.88
Team Tackles for Loss	158	7	3.9	Wingate	9.8	West Georgia	8.1
Time of Possession	133	5	27:54	Minnesota Duluth	35:50	Mississippi College	33:25
Total Defense	159	7	482.3	Wingate	200.0	West Georgia	295.0
Total Offense	5	2	487.8	Shepherd	531.8	Delta State	506.6
Turnover Margin	96	4	-0.22	East Central	1.67	Delta State	0.78
Turnovers Gained	146	7	9	Virginia State	25	Delta State	17
Turnovers Lost	31	3	11	Emporia State	2	Shorter	5
Winning Percentage	83	4	0.444	8 teams tied	1.000	Delta State	1.000

Individual Rankings (In Top 50 Only)

Statistic	VSU Player	NCAA Rank	GSC Rank	Value	National Leader	Value	GSC Leader	Value
All-Purpose Yards	Seth McGill	9	2	160.89	Jada Byers, Virginia Union	216.78	Marcus Williams, MC	162.33
Combined Kick Returns	Seth McGill	4	1	701	Redd Douglas, Shippensburg	817	Seth McGill, VSU	701
Completions Per Game	Ivory Durham	33	3	18.00	Turner Pullen, McKendree	30.00	Harrison Frost, UWG	22.12
Field Goal Percentage	Estin Thiele	41	4	0.722	Nick Herber, Delta State	0.929	Nick Herber, DSU	0.929
Field Goals Per Game	Estin Thiele	4	1	1.44	Bartholomew, ESU/Koontz, Frostburg St.	1.89	Herber, DSU/Thiele, VSU	1.44
Kickoff Returns	Seth McGill	40	4	24.2	Kujuan Pryor, Catawba	35.4	Tyler Kennedy, DSU	28.8
Passing Efficiency	Ivory Durham	43	4	141.3	John Matocha, Colo. Sch. of Mines	180.8	Patrick Shegog, DSU	157.3
Passing Touchdowns	Ivory Durham	8	1	24	Jack Mangel, Concord	32	Ivory Durham, VSU	24
Passing Yards	Ivory Durham	14	1	2,384	Turner Pullen, McKendree	3,068	Ivory Durham, VSU	2,384
Passing Yards Per Game	Ivory Durham	17	2	264.9	Turner Pullen, McKendree	340.3	Harrison Frost, UWG	273.1
Passing Yards Per Comp'l	Ivory Durham	16	2	14.72	Dawson Skinner, Alderson-Broaddus	17.30	Peewee Jarrett, UWF	14.94
Points Responsible For	Ivory Durham	6	1	176	Jack Mangel, Concord	198	Ivory Durham, VSU	176
Points Responsible For P.G.	Ivory Durham	6	1	19.6	Jack Mangel, Concord	22.0	Ivory Durham, VSU	19.6
Punt Return Touchdowns	Council Allen	4	1	1	3 players tied	2	4 players tied	1
	Akil Lampley	4	1	1				
Receiving Touchdowns	B.K. Smith	39	1	6	Bowie, Concord/Gray, SE Okla.	14	7 players tied	6
	Victor Talley	38	1	6				
Receiving Yards	B.K. Smith	42	1	646	Jarod Bowie, Concord	1,332	B.K. Smith, VSU	646
Receiving Yards Per Game	B.K. Smith	46	2	71.8	Jarod Bowie, Concord	148.0	David Durden, UWF	84.4
Rush Yards Per Carry	Jamar Thompkins	19	2	6.39	Ronnie Brown, Shepherd	9.15	Shomari Mason, UWF	7.92
Scoring	Estin Thiele	24	4	8.4	Gage Porter, Southern Nazarene	14.4	Jaxton Carson UWG	12.8
Total Offense	Ivory Durham	10	1	309.9	Turner Pullen, McKendree	361.4	Ivory Durham, VSU	309.9

Nationally Speaking - West Florida

Team Rankings (163 Ranked)

Statistic	NCAA Rank	GSC Rank	Value	National Leader	Value	GSC Leader	Value
3rd Down Conversion Pct.	21	2	0.467	Harding	0.581	Delta State	0.538
3rd Down Conversion Def.	102	4	0.402	Wingate	0.190	West Alabama	0.295
4th Down Conversion Pct.	16	2	0.667	Nebraska-Kearney	0.818	Delta State	0.750
4th Down Conversion Def.	34	2	0.364	New Haven	0.000	West Georgia	0.312
Blocked Kicks	109	4	1	Virginia Union	10	North Greenville/Valdosta State	4
Blocked Kicks Allowed	1	1	0	21 teams tied	0	West Florida	0
Blocked Punts				Notre Dame (Ohio)	5	Valdosta State	2
Blocked Punts Allowed	1	1	0	69 teams tied	0	5 teams tied	0
Completion Percentage	110	6	0.536	Shepherd	0.722	Delta State	0.635
Defensive TD's				Notre Dame (Ohio)	6	North Greenville	4
Fewest Penalties	61	2	52	MSU Moorhead/Truman State	32	Mississippi College	42
Fewest Penalties Per Game	83	5	6.50	MSU Moorhead	3.56	Mississippi College	4.67
Fewest Penalty Yards	83	5	531	Findlay	277	Mississippi College	375
Fewest Penalty Yards Per Game	114	8	66.38	Findlay	30.78	Mississippi College	41.67
First Down Defense	60	2	160	Bentley	99	West Georgia	129
First Down Offense	44	6	189	Delta State	236	Delta State	236
Fumbles Lost	116	6	8	Albany State/Emporia State	1	Delta State/Shorter	1
Fumbles Recovered	120	5	4	Fayetteville State/Miles	16	Delta State/West Georgia	8
Kickoff Return Defense	90	3	19.96	New Mexico Highlands	8.00	Valdosta State	18.97
Kickoff Returns	12	1	25.57	Slippery Rock	30.11	West Florida	25.57
Net Punting	6	1	40.72	Nebraska-Kearney	42.18	West Florida	40.72
Passes Had Intercepted	32	3	6	Emporia St./Benedict/Lincoln (Pa.)	1	Shorter	3
Passes Intercepted	74	3	8	Tusculum	18	North Greenville	11
Passing Offense	72	7	208.1	Bemidji State	349.1	West Georgia	285.8
Passing Yards Allowed	124	7	234.5	Benedict	109.9	West Georgia	158.4
Passing Yards Per Completion	18	3	14.73	Harding	27.08	Mississippi College	20.91
Punt Return Defense	58	3	6.50	Harding	0.00	Delta State	2.33
Punt Returns	25	2	13.64	Minnesota State	19.77	West Georgia	14.00
Red Zone Defense	154	7	0.909	Bentley	0.476	West Georgia	0.684
Red Zone Offense	31	4	0.870	Missouri Southern State	0.936	West Alabama	0.957
Rushing Defense	60	1	130.6	Northwest Missouri State	47.1	West Florida	130.6
Rushing Offense	6	2	256.6	Mississippi College	340.8	Mississippi College	340.8
Sacks Allowed	4	3	0.38	West Georgia	0.12	West Georgia	0.12
Scoring Defense	62	4	23.0	Bentley	9.6	West Georgia	20.1
Scoring Offense	5	2	43.8	Shepherd	46.2	Delta State	44.2
Tackles for Loss Allowed	1	1	2.25	West Florida	2.25	West Florida	2.25
Team Passing Efficiency	35	4	145.43	Ouachita Baptist	203.73	Delta State	151.29
Team Passing Eff. Defense	86	4	125.95	Tusculum	80.95	West Alabama	98.54
Team Sacks	99	4	1.75	Northern State	4.22	West Georgia	2.88
Team Tackles for Loss	150	4	4.5	Wingate	9.8	West Georgia	8.1
Time of Possession	78	4	30:04	Minnesota Duluth	35:50	Mississippi College	33:25
Total Defense	87	3	365.1	Wingate	200.0	West Georgia	295.0
Total Offense	13	4	464.8	Shepherd	531.8	Delta State	506.6
Turnover Margin	106	6	-0.25	East Central	1.67	Delta State	0.78
Turnovers Gained	115	4	12	Virginia State	25	Delta State	17
Turnovers Lost	76	5	14	Emporia State	2	Shorter	5
Winning Percentage	13	2	0.875	8 teams tied	1.000	Delta State	1.000


Individual Rankings (In Top 50 Only)

Statistic	UWF Player	NCAA Rank	GSC Rank	Value	National Leader	Value	GSC Leader	Value
Field Goal Percentage	Griffin Cerra	10	2	0.846	Nick Heber, Delta State	0.929	Nick Heber, DSU	0.929
Field Goals Per Game	Griffin Cerra	8	3	1.38	Bartholomew, ESU/Koontz, Frostburg St.	1.89	Herber, DSU/Thiele, VSU	1.44
Kickoff Returns	Isaiah Harris	33	3	25.2	Kujuan Pryor, Catawba	35.4	Tyler Kennedy, DSU	28.8
Passing Efficiency	Peewee Jarrett	29	2	146.5	John Matocha, Colo. Sch. of Mines	180.8	Patrick Shegog, DSU	157.3
Passing Touchdowns	Peewee Jarrett	19	2	19	Jack Mangel, Concord	32	Ivory Durham, VSU	24
Passing Yards Per Compl	Peewee Jarrett	14	1	14.94	Dawson Skinner, Alderson Broaddus	17.30	Peewee Jarrett, UWF	14.94
Points Responsible For	Peewee Jarrett	25	3	132	Jack Mangel, Concord	198	Ivory Durham, VSU	176
Points Responsible For P.G.	Peewee Jarrett	20	3	16.5	Jack Mangel, Concord	22.0	Ivory Durham, VSU	19.6
Punt Return Touchdowns	David Durden	4	1	1	3 players tied	2	4 players tied	1
Punt Returns	David Durden	1	1	20.3	David Durden, West Florida	20.3	David Durden, UWF	20.3
Receiving Touchdowns	David Durden	39	1	6	Bowie, Concord/Gray, SE Oklahoma St.	14	7 players tied	6
	Caden Leggett	39	1	6				
Receiving Yards Per Game	David Durden	27	1	84.4	Jarod Bowie, Concord	148.0	David Durden, UWF	84.4
Rush Yards Per Carry	Shomari Mason	4	1	7.92	Ronnie Brown, Shepherd	9.15	Shomari Mason, UWF	7.92
Rushing Touchdowns	CJ Wilson	19	2	11	Cole, OBU/Porter, Southern Nazarene	21	Jaxton Carson, UWG	17
Rushing Yards	Shomari Mason	27	2	800	Jada Byers, Virginia Union	1,669	Corey Watkins, NGU	809
Rushing Yards Per Game	Shomari Mason	23	2	100.0	Jada Byers, Virginia Union	185.4	Corey Watkins, NGU	101.1
Scoring	Griffin Cerra	13	2	9.8	Gage Porter, Southern Nazarene	14.4	Jaxton Carson, UWG	12.8
	CJ Wilson	28	5	8.2				
Total Offense	Peewee Jarrett	31	4	252.1	Turner Pullen, McKendree	361.4	Ivory Durham, VSU	309.9
Total Points Scored	Griffin Cerra	16	3	78	Cole, OBU/Porter, Southern Nazarene	126	Jaxton Carson, UWG	102
	CJ Wilson	38	5	66				
Total Touchdowns	CJ Wilson	27	2	11	Cole, OBU/Porter, Southern Nazarene	21	Jaxton Carson, UWG	17

Valdosta State vs. 2022 Opponents Series Records

 **Keiser University**
VSU leads 1-0-0
1-0-0 (H) • 0-0-0 (A) • 0-0-0 (N)
Streak: VSU W1

09/01/22	Valdosta	W	36-21
----------	----------	---	-------

 **Virginia Union**
Tied 1-1-0
0-1-0 (H) • 1-0-0 (A) • 0-0-0 (N)
Streak: VSU W1

09/11/21	Richmond	W	51-7
09/10/22	Valdosta	L	45-40

 **Miles College**
VSU leads 1-0-0
0-0-0 (H) • 1-0-0 (A) • 0-0-0 (N)
Streak: VSU W1

09/17/22	Fairfield	W	55-7
----------	-----------	---	------

 **Shorter**
VSU leads 10-0-0
5-0-0 (H) • 5-0-0 (A) • 0-0-0 (N)
Streak: VSU W10

10/25/12	Rome	W	37-6
09/21/13	Valdosta	W	41-0
10/25/14	Valdosta	W	37-6
10/22/15	Rome	W	37-22
11/12/16	Valdosta	W	44-0
11/11/17	Rome	W	52-0
09/22/18	Valdosta	W	52-0
09/28/19	Rome	W	44-7
10/02/21	Valdosta	W	49-13
09/24/22	Rome	W	34-30
11/12/22	Valdosta	3 p.m.	

 **Delta State**
DSU leads 21-19-1
9-10-0 (H) • 10-11-1 (A) • 0-0-0 (N)
Streak: DSU W1

10/09/82	Cleveland	L	27-0
10/08/83	Valdosta	L	24-16
11/10/84	Cleveland	L	17-11
11/16/85	Valdosta	W	39-20
11/15/86	Cleveland	W	31-8
11/14/87	Valdosta	L	24-21
11/05/88	Cleveland	T	28-28
11/04/89	Valdosta	L	24-16
11/03/90	Cleveland	L	26-11
11/09/91	Valdosta	W	34-27
11/07/92	Cleveland	W	45-7
10/30/93	Cleveland	W	33-8
10/29/94	Valdosta	W	57-10
10/21/95	Cleveland	W	37-19
11/02/96	Cleveland	L	34-28
11/01/97	Valdosta	L	27-23
09/19/98	Cleveland	L	20-17
09/18/99	Valdosta	L	9-6
10/07/00	Valdosta	L	45-35
11/18/00^	Cleveland	L	45-12
10/06/01	Cleveland	W	70-12

09/21/02	Valdosta	W	42-0
09/20/03	Cleveland	W	28-17
10/02/04	Valdosta	W	51-48
10/01/05	Cleveland	W	24-23
10/12/06	Cleveland	L	35-28
10/11/07	Valdosta	L	35-31
10/02/08#	Valdosta	L	27-24
10/01/09	Cleveland	L	31-23
09/18/10	Valdosta	L	27-23
10/22/11	Cleveland	L	36-33
10/20/12	Valdosta	W	59-41
11/02/13	Cleveland	L	63-55
09/20/14	Valdosta	L	49-32
11/07/15##	Cleveland	W	40-34
10/22/16	Valdosta	W	56-27
10/21/17	Cleveland	W	34-13
10/06/18	Valdosta	W	59-28
10/12/19	Cleveland	W	34-13
10/09/21	Valdosta	W	55-0
10/01/22	Cleveland	L	70-31

^NCAA Playoff
#Overtime

 **West Alabama**
VSU leads 35-6-0
19-3-0 (H) • 16-3-0 (A) • 0-0-0 (N)
Streak: UWA W1

11/13/82	Valdosta	W	22-21
11/12/83	Livingston	W	29-14
10/13/84	Valdosta	W	17-16
10/19/85	Livingston	L	10-5
10/18/86	Valdosta	W	17-12
09/19/87	Livingston	W	19-9
10/08/88	Valdosta	W	20-7
10/07/89	Livingston	W	17-6
10/06/90	Valdosta	W	46-7
10/12/91	Livingston	W	20-7
10/10/92	Valdosta	W	42-15
10/02/93	Valdosta	W	42-13
10/01/94	Livingston	W	63-0
10/07/95	Valdosta	W	27-20
10/19/96	Livingston	W	52-16
10/18/97	Valdosta	W	33-20
10/10/98	Valdosta	W	19-3
10/09/99	Livingston	W	21-19
10/21/00	Valdosta	W	50-20
10/20/01	Livingston	W	56-8
10/26/02	Valdosta	W	43-31
10/25/03	Livingston	W	58-13
10/16/04	Valdosta	W	34-17
10/15/05	Livingston	W	31-19
10/21/06	Valdosta	W	16-14
10/20/07	Livingston	W	37-0
09/27/08	Livingston	W	33-14
09/26/09	Valdosta	W	35-6
11/11/10	Livingston	L	24-21
10/15/11	Valdosta	W	22-21
09/22/12	Valdosta	L	39-28
11/24/12^	Valdosta	W	49-21
10/10/13	Livingston	L	49-30
10/30/14	Livingston	W	24-17

10/31/15	Valdosta	W	55-28
11/05/16	Livingston	W	37-22
11/04/17	Valdosta	L	38-14
09/15/18	Livingston	W	58-24
09/21/19	Valdosta	W	44-27
10/16/21	Livingston	W	42-17
10/08/22	Valdosta	L	34-31

^NCAA Playoff

 **Mississippi College**
VSU leads 12-9-1
7-5-0 (H) • 5-4-1 (A) • 0-0-0 (N)
Streak: MC W1

09/11/82	Clinton	L	28-13
09/10/83	Valdosta	L	26-3
11/03/84	Valdosta	L	10-3
11/09/85	Clinton	L	28-7
11/08/86	Valdosta	W	21-10
11/07/87	Clinton	L	20-12
10/29/88	Valdosta	L	31-21
10/28/89	Clinton	L	32-3
10/27/90	Valdosta	L	17-10
11/02/91	Clinton	T	10-10
10/31/92	Valdosta	W	28-14
10/23/93	Valdosta	W	42-21
10/22/94	Clinton	W	24-7
11/04/95	Valdosta	W	42-16
10/18/14	Clinton	W	62-0
10/17/15	Valdosta	W	34-7
10/15/16	Clinton	W	42-41
10/14/17	Valdosta	W	55-3
09/29/18	Clinton	W	63-42
10/05/19	Valdosta	W	42-17
10/23/21	Clinton	W	41-14
10/15/22	Valdosta	L	49-40

 **West Georgia**
VSU leads 28-14
14-4-0 (H) • 11-10-0 (A) • 3-0-0 (N)
Streak: UWG W1

10/22/83	Columbus	W	20-13
10/20/84	Columbus	W	20-13
10/26/85	Columbus	W	49-12
10/25/86	Carrollton	W	41-26
10/24/87	Valdosta	W	49-14
10/15/88	Carrollton	W	17-14
10/14/89	Valdosta	W	34-16
10/13/90	Carrollton	W	37-2
10/19/91	Valdosta	W	37-37
10/17/92	Carrollton	L	42-28
10/16/93	Carrollton	L	23-16
10/15/94	Valdosta	W	49-33
11/11/95	Carrollton	L	44-6
11/16/96	Valdosta	L	42-21
11/15/97	Carrollton	L	35-21
11/14/98	Carrollton	L	26-13
11/13/99	Valdosta	L	23-16
11/11/00	Carrollton	W	45-35
11/10/01	Valdosta	W	31-6
11/16/02	Carrollton	W	19-3
11/15/03	Valdosta	W	30-17

11/06/04	Carrollton	W	35-12
11/05/05	Valdosta	L	29-15
11/09/06	Carrollton	W	38-13
11/08/07	Valdosta	W	35-10
10/30/08	Valdosta	W	41-14
10/29/09	Carrollton	W	31-20
11/06/10	Valdosta	W	31-13
10/29/11	Carrollton	L	23-20
10/06/12	Carrollton	W	42-7
10/19/13	Carrollton	W	35-30
10/11/14	Valdosta	W	40-6
12/06/14^	Valdosta	L	31-17
10/10/15	Carrollton	L	49-28
11/28/15^	Carrollton	L	27-20
10/08/16	Valdosta	W	38-27
10/07/17	Carrollton	L	42-13
11/10/18	Valdosta	W	47-31
11/16/19	Carrollton	W	42-14
10/30/21	Valdosta	W	36-34
11/27/21	Valdosta^	W	66-35
10/22/22	Carrollton	L	54-17

^NCAA Playoff

 **North Greenville**
VSU leads 4-0-0
2-0-0 (H) • 2-0-0 (A) • 0-0-0 (N)
Streak: VSU W4

10/20/18	Valdosta	W	44-21
10/26/19	Tigerville	W	20-15
11/06/21	Valdosta	W	31-21
10/29/22	Tigerville	W	58-37

 **West Florida**
VSU leads 4-2-0
2-1-0 (H) • 2-1-0 (A) • 0-0-0 (N)
Streak: UWF W2

09/24/16	Valdosta	W	40-28
09/23/17	Pensacola	W	30-19
11/03/18	Pensacola	W	48-21
11/09/19	Valdosta	W	26-21
11/30/19^	Valdosta	L	38-35
11/13/21	Pensacola	L	61-42
11/05/22	Valdosta	7 p.m.	

^NCAA Playoff

BLAZER ATHLETICS



2022 FALL SPORTS

Team Records - Single Game

RUSHING ATTEMPTS

No.	Att.	Opponent	Date
1.	75	Arkansas Tech	Sept. 25, 1999
2.	63	West Alabama	Oct. 6, 1990
3.	58	Delta State	Nov. 7, 2015
4.	57	UT-Martin	Sept. 15, 1990
5.	53	Harding	Sept. 18, 2004
	53	A&M-Kingsville	Nov. 16, 2013
	53	West Georgia	Oct. 11, 2014
8.	52	Lees-McRae	Oct. 26, 1991
	52	Catawba	Nov. 24, 2007
	52	Mississippi College	Oct. 18, 2014

RUSHING YARDS

No.	Yds.	Opponent	Date
1.	446	Shorter	Sept. 28, 2019
2.	401	Delta State	Oct. 09, 2021
3.	395	West Georgia	Nov. 10, 2018
	395	North Alabama	Nov. 22, 2014
5.	391	West Florida	Nov. 3, 2018
	391	Arkansas Tech	Sept. 25, 1999
7.	379	Mississippi College	Oct. 23, 2021
8.	358	Delta State	Oct. 12, 2019
9.	382	Lenoir-Rhyne	Dec. 1, 2018
10.	365	West Georgia	Nov. 27, 2021

RUSHING TOUCHDOWNS

No.	TDs	Opponent	Date
1.	7	Edward Waters	Nov. 7, 2009
	7	Edward Waters	Sept. 29, 2012
3.	6	Lees-McRae	Oct. 26, 1991
	6	West Alabama	Nov. 24, 2012
	6	Mississippi College	Oct. 18, 2014
	6	West Georgia	Nov. 27, 2021
7.	5	6 Times	(Last, Oct. 23, 2021)

PASS ATTEMPTS

No.	Att.	Opponent	Date
1.	70	West Georgia	Nov. 11, 1995
2.	68	St. Ambrose	Oct. 14, 1995
3.	67	Kentucky State	Oct. 1, 2016
4.	62	Delta State	Oct. 7, 2000
	62	West Georgia	Oct. 16, 1993
6.	61	North Alabama	Oct. 28, 1995
7.	58	Delta State	Sept. 20, 2014
	58	Virginia Union	Sept. 10, 2022
9.	56	Mississippi College	Oct. 23, 1993
	56	Delta State	Oct. 1, 2009

PASS COMPLETIONS

No.	Comp.	Opponent	Date
1.	48	St. Ambrose	Oct. 14, 1995
2.	45	Mississippi College	Oct. 23, 1993
	45	West Georgia	Oct. 16, 1993
4.	43	Delta State	Oct. 7, 2000
5.	42	West Georgia	Nov. 11, 1995
	42	Kentucky State	Oct. 1, 2016
7.	41	West Georgia	Oct. 15, 1994
8.	40	West Alabama	Oct. 19, 1996
	40	Mississippi College	Nov. 4, 1995
	40	Tarleton State	Oct. 9, 1993

PASSING YARDS

No.	Yds.	Opponent	Date
1.	575	Kentucky State	Oct. 1, 2016
2.	508	St. Ambrose	Oct. 14, 1995
3.	488	Ouachita Baptist	Sept. 11, 2004
4.	480	Mississippi College	Oct. 23, 1993
5.	477	Delta State	Oct. 7, 2000
6.	474	Southern Arkansas	Sept. 28, 2002
7.	463	West Alabama	Oct. 7, 1995
8.	462	Ouachita Baptist	Oct. 8, 2011
9.	457	Delta State	Oct. 29, 1994
10.	455	twice	(Last, Oct. 28, 2000)

PASSING TOUCHDOWNS

No.	Att.	Opponent	Date
1.	7*	West Alabama	Oct. 20, 2001
	7*	Ouachita Baptist	Nov. 4, 2000
	7*	Delta State	Oct. 29, 1994
	7*	Clark-Atlanta	Sept. 24, 1994
	7*	Tarleton State	Oct. 9, 1993
6.	6	12 times	(Last, Sept. 17, 2022)

TOTAL OFFENSIVE PLAYS

No.	Plays	Opponent	Date
1.	101	Delta State	Sept. 20, 2014
2.	97	Arkansas Tech	Sept. 25, 1999
3.	95	A&M-Kingsville	Nov. 16, 2013
	95	Carson-Newman	Nov. 21, 2015
5.	91	West Georgia	Oct. 20, 1984
	91	Kentucky State	Oct. 1, 2016
7.	90	Arkansas Tech	Sept. 22, 2007
	90	North Alabama	Oct. 28, 1995
9.	89	St. Ambrose	Oct. 14, 1995

TOTAL OFFENSIVE YARDS

No.	Yds.	Opponent	Date
1.	719	West Georgia	Nov. 27, 2021
2.	700	Miles College	Sept. 17, 2022
2.	682	Carson-Newman	Nov. 21, 2015
3.	671	Shorter	Sept. 28, 2019
4.	659	North Alabama	Oct. 27, 2001
5.	651	Mississippi College	Oct. 18, 2014
6.	648	North Alabama	Oct. 28, 2000
7.	642	Kentucky State	Oct. 1, 2016
8.	633	Southern Arkansas	Oct. 14, 1995
9.	631	West Alabama	Oct. 19, 1996

FIRST DOWNS

No.	FD	Opponent	Date
1.	39	Carson-Newman	Nov. 21, 2015
	39	West Alabama	Oct. 19, 1996
3.	34	North Alabama	Oct. 28, 2000
	34	Mississippi College	Oct. 18, 2014
5.	33	West Florida	Nov. 3, 2018
	33	Shorter	Nov. 17, 2017
	33	Fort Valley State	Sept. 17, 1994
8.	32	6 Times	(Last, Nov. 27, 2021)

POINTS SCORED

No.	Pts.	Opponent	Date
1.	70	Delta State (W, 70-12)	Oct. 6, 2001
	70	Edward Waters (W, 70-6)	Nov. 7, 2009
3.	69	Fort Valley State (W, 69-0)	Sept. 8, 2007
4.	68	Tarleton State (W, 68-10)	Oct. 9, 1993
5.	66	Bowie State (W, 66-16)	Nov. 24, 2018
	66	West Ga. (W, 66-35)	Nov. 27, 2021
6.	65	Mount Senario (W 65-0)	Sept. 2, 1993

KICKOFF RETURN YARDS

No.	Yds.	Opponent	Date
1.	223	Carson-Newman	Nov. 22, 2003
2.	217	West Alabama	Oct. 10, 2013
3.	211	North Alabama	Oct. 26, 2013
4.	199	Delta State	Oct. 2, 2004
5.	192	Central Arkansas	Sept. 22, 2001
6.	180	North Alabama	Nov. 11, 2011
7.	169	West Alabama	Sept. 22, 2012
8.	166	Carson-Newman	Sept. 6, 1997
9.	154	UNC-Pembroke	Nov. 7, 2013
10.	153	West Alabama	Nov. 4, 2017
	153	Truman State	Nov. 7, 1996

PUNT RETURN YARDS

No.	Yds.	Opponent	Date
1.	202	Arkansas Tech	Sept. 23, 2006
2.	183	North Alabama	Dec. 1, 2007
3.	175	Southern Arkansas	Oct. 7, 2006
4.	138	Delta State	Oct. 6, 2001
5.	129	Fort Valley State	Sept. 8, 2012
6.	117	West Georgia	Nov. 15, 2003
7.	119	Arkansas Tech	Oct. 26, 1998
	119	West Georgia	Nov. 10, 2001
9.	111	West Georgia	Oct. 30, 2008
10.	109	Arkansas-Monticello	Nov. 4, 2006

Team Records - Single Game

PUNTS

No.	Punts	Opponent	Date
1.	12	West Florida	September 24, 2016
2.	11	Albany State	Aug. 25, 2001
	11	Delta State	Sept. 19, 1998
	11	West Georgia	Sept. 14, 1998
	11	Fort Valley State	Sept. 5, 1998
	11	Central Florida	Sept. 9, 1989
7.	10	Albany State	Sept. 4, 2004
	10	Southern Arkansas	Sept. 25, 2010
	10	UNC-Pembroke	Nov. 7, 2013
10.	9	Wingate	Sept. 4, 2010
	9	Albany State	Sept. 18, 2021

PUNT YARDS

No.	Yds.	Opponent	Date
1.	451	Delta State	Sept. 19, 1998
2.	448	Southern Arkansas	Sept. 25, 2010
3.	436	UNC-Pembroke	Nov. 7, 2013
4.	391	Wingate	Sept. 4, 2010
5.	385	West Florida	Sept. 24, 2016
6.	379	West Georgia	Nov. 14, 1998
7.	376	Fort Valley State	Sept. 5, 1998
8.	367	North Alabama	Oct. 22, 2009
9.	359	Arkansas Tech	Oct. 30, 2010
10.	348	Wingate	Sept. 3, 2011

PUNT AVERAGE (MIN FOUR PUNTS)

No.	Avg.	Opponent	Date
1.	49.8	West Alabama	Oct. 19, 1985
2.	49.5	North Alabama	Nov. 22, 1986
3.	47.7	Jacksonville State	Oct. 6, 1985
4.	47.1	Harding	Oct. 18, 2008
5.	46.8	Delta State	Oct. 7, 2000
	46.8	Fort Valley State	Sept. 4, 1999
	46.8	West Alabama	Sept. 22, 2012
8.	46.0	West Georgia	Oct. 6, 2012
9.	45.9	North Alabama	Oct. 22, 2009
10.	45.6	North Alabama	Nov. 1, 2003

FEWEST FIRST DOWNS ALLOWED

No.	FD	Opponent	Date
1.	3	Fort Valley State	Sept. 7, 2002
2.	4	Mount Senario	Sept. 2, 1993
3.	5	Henderson State	Sept. 11, 1999
	5	West Alabama	Oct. 10, 1998
5.	6	Shorter	Sept. 28, 2019
	6	West Alabama	Oct. 18, 1997
	6	North Alabama	Oct. 14, 2010
8.	7	six times	(Last, Oct. 18, 2014)

FEWEST RUSHING YARDS ALLOWED

No.	Yds.	Opponent	Date
1.	-29	Central Florida	Oct. 22, 1988
2.	-15	Clark Atlanta	Sept. 24, 1994
3.	-14	UT-Martin	Sept. 16, 1989
	-14	Southern Arkansas	Sept. 12, 2009
5.	-13	Mount Senario	Sept. 2, 1993
6.	-12	Fort Valley State	Sept. 13, 1986
7.	-10	West Alabama	Oct. 12, 1991
8.	-6	New Haven	Oct. 8, 1994
	-6	West Florida	Sept. 24, 2016
10.	-5	Fort Valley State	Sept. 8, 2018

FEWEST PASSING YARDS ALLOWED

No.	Yds.	Opponent	Date
1.	0	Henderson State	Oct. 9, 2004
	0	Mississippi College	Oct. 23, 2021

3.	3	West Alabama	Oct. 21, 2000
4.	6	Troy State	Oct. 3, 1992
5.	7	Jacksonville State	Sept. 23, 1989
6.	12	North Alabama	Nov. 26, 1994
7.	14	West Alabama	Oct. 9, 1999
8.	17	Fort Valley State	Sept. 7, 2002
	17	Troy State	Oct. 1, 1988
10.	20	North Alabama	Oct. 29, 1983

FEWEST TOTAL YARDS ALLOWED

No.	Yds.	Opponent	Date
1.	22	Mount Senario	Sept. 2, 1993
2.	41	Southern Arkansas	Sept. 12, 2009
3.	53	Clark Atlanta	Sept. 8, 1984
4.	64	Fort Valley State	Sept. 7, 2002
5.	75	Shorter	Nov. 12, 2016
	75	Southern Arkansas	Oct. 14, 1995
7.	78	Henderson State	Sept. 11, 1999
8.	80	Arkansas Tech	Nov. 8, 2003
9.	83	North Alabama	Oct. 4, 1997
10.	94	Kentucky State	Sept. 21, 1985

INTERCEPTIONS

No.	Int.	Opponent	Date
1.	6	Arkansas-Monticello	Oct. 31, 1998
	6	UT-Martin	Sept. 27, 1986
3.	5	Delta State	Nov. 7, 1992
	5	West Alabama	Oct. 6, 1990
	5	Newberry	Sept. 11, 2010
	5	Fort Valley State	Sept. 8, 2012
	5	West Florida	Sept. 24, 2016

INTERCEPTION RETURN YARDS

No.	Yds.	Opponent	Date
1.	166*	Southern Arkansas	Oct. 6, 2007
2.	159	West Alabama	Oct. 15, 2011
3.	126	Fort Valley State	Sept. 8, 2007
4.	117	West Alabama	Oct. 6, 1990
5.	103	West Alabama	Oct. 31, 2015
6.	100	Notre Dame College	Dec. 8, 2018
7.	99	Delta State	Nov. 2, 2013
8.	97	West Georgia	Nov. 9, 2006
9.	96	Delta State	Nov. 7, 2015
10.	94	Fort Valley State	Aug. 23, 2008

TACKLES FOR LOSS

No.	TFL	Opponent	Date
1.	15	Shorter	Sept. 22, 2018
2.	14	Arkansas Tech	Oct. 30, 2010
3.	13	West Georgia	Nov. 8, 2007
	13	Mississippi College	Oct. 14, 2017
5.	12	Fort Valley State	Sept. 8, 2018
	12	Arkansas Tech	Sept. 21, 1996
	12	Henderson State	Oct. 11, 2008
	12	North Alabama	Oct. 28, 2006
	12	Fort Valley State	Sept. 7, 2013
10.	11	Arkansas Tech	Sept. 23, 2006
	11	Shorter	Sept. 21, 2013
	11	Savannah State	Sept. 4, 2021

SACKS

No.	Sack	Opponent	Date
1.	8	Fort Valley State	Sept. 21, 1991
	8	Delta State	Nov. 7, 1992
3.	7	Fort Valley State	Sept. 4, 1999
	7	Arkansas Tech	Sept. 26, 1998
	7	Arkansas Tech	Sept. 20, 1997
	7	Fort Valley State	Sept. 13, 1997

7	Knoxville	Sept. 3, 1994
8.	6	Eight Times (Last, Nov. 16, 2019)

AVERAGE PER RUSH

Avg.	Opponent	Date
13.4	West Alabama	Oct. 1, 1994

PASS COMPLETION PERCENTAGE

Pct.	Opponent	Date
92.5	Mississippi Coll. (25-of-27)	Oct. 18, 2014

COMPLETIONS WITHOUT AN INTERCEPTION

Comp.	Opponent	Date
56	Mississippi College	Oct. 23, 1993

INTERCEPTIONS THROWN

INT	Opponent	Date
7*	Fort Valley State	Sept. 14, 1985

TOUCHDOWNS

TD	Opponent	Date
10	three times (Last, Ed. Waters, Nov. 7, 2009)	

FIELD GOALS MADE

FG	Opponent	Date
5	Central Arkansas	Sept. 25, 2004
5	Keiser	Sept. 1, 2022

FIELD GOALS ATTEMPTED

FG	Opponent	Date
5	Central Arkansas	Sept. 25, 2004
5	Keiser	Sept. 1, 2022

POINT AFTER ATTEMPT MADE

PAT	Opponent	Date
10	three times (Last, Ed. Waters, Nov. 7, 2009)	

POINT AFTER ATTEMPTS

PAT	Opponent	Date
10	three times (Last, Ed. Waters, Nov. 7, 2009)	

FUMBLE RECOVERIES

FR	Opponent	Date
5	Southern Arkansas	Oct. 26, 1996

MOST PENALTIES

Pen.	Opponent	Date
19	Arkansas-Monticello	Oct. 11, 1997

MOST PENALTIES YARDS

Yds.	Opponent	Date
237	West Georgia	Oct. 7, 2017

FEWEST PENALTIES

Yds.	Opponent	Date
1	two times (Last, North Ala., Nov. 23, 1985)	

FEWEST PENALTIES YARDS

Yds.	Opponent	Date
5	two times (Last, North Ala., Nov. 23, 1985)	

Team Records - Single Season

RUSHING YARDS PER GAME

No.	Year	Att.	Net Yds.	YPR	YPG
1.	2018	511	3676	7.2	262.6
2.	2019	421	2862	6.8	260.2
3.	2021	541	3581	6.6	255.8
4.	2012	571	3065	5.4	218.9
5.	2004	516	2706	5.2	193.3
6.	2017	333	1686	5.1	187.3
7.	1987	472	1823	3.9	182.3
8.	2011	343	1812	5.3	181.2
9.	2013	298	1791	5.0	179.1
10.	1985	545	1968	3.6	178.9

RUSHING TOUCHDOWNS

No.	Year	Att.	Net Yds.	YPR	TD
1.	2018	511	3676	7.2	40
	2012	571	3065	5.4	40
3.	2021	541	3581	6.6	39
4.	2019	421	2862	6.8	35
5.	2004	516	2706	5.2	32
6.	2007	479	2360	4.9	29
7.	1996	371	2022	5.5	28
8.	2001	390	2278	5.8	24
	2013	298	1791	5.0	24
10.	2009	339	1320	3.9	23

PASSING YARDS PER GAME

No.	Year	Att.	Comp.	Yds.	YPG
1.	2000	522	372	4361	363.4
2.	1993	513	363	3871	351.9
3.	1995	570	373	3842	349.3
4.	1994	594	409	4389	337.6
5.	2001	478	337	4356	335.1
6.	1996	544	346	4275	328.8
7.	2016	545	304	3420	310.9
8.	2009	420	258	2864	286.4
9.	2003	483	293	3433	286.1
10.	2006	391	261	2830	283.0

MOST COMPLETIONS

No.	Year	Att.	Comp.	TDs	Yds.
1.	1994*	594	409	55	4389
2.	1995	570	373	27	3842
3.	2000	522	372	56	4361
4.	1993	513	363	40	3871
5.	2002	547	355	42	4162
6.	1996	544	346	38	4275
7.	2001	478	337	56	4356
8.	2007	524	334	30	3431
9.	2005	489	317	22	3307
10.	2004	420	302	23	3119

MOST PASSING TOUCHDOWNS

No.	Year	Att.	Comp.	TDs	Yds.
1.	2001*	478	337	56	4356
	2000*	522	372	56	4361
3.	1994	594	409	55	4389
4.	2018	419	241	50	3658
5.	2002	547	355	42	4162
6.	1993	513	363	40	3871
7.	1996	544	346	38	4275
8.	2012	422	264	36	3506
9.	2021	420	251	33	3541
10.	2016	545	304	31	3420

TOTAL OFFENSIVE PLAYS

No.	Year	Plays	Rush	Pass	Yds.
1.	2002	1095	1816	4162	5978
2.	2007	1003	2360	3431	5791
3.	2012	993	3065	3506	6571
4.	1994	964	1606	4389	5995
5.	2021	961	3581	3541	7122
6.	2004	936	2706	3119	5825
7.	2018	930	3676	3658	7334
8.	1996	915	2022	4275	6297

9.	2016	906	1279	3420	4699
10.	2001	868	2278	4356	6634

TOTAL OFFENSIVE YARDS PER GAME

No.	Year	Rush	Pass	Yds.	YPG
1.	2018	3676	3658	7334	523.9
2.	2019	3030	2881	5743	522.1
3.	2001	2278	4356	6634	510.3
4.	2021	3581	3541	7122	508.7
5.	1996	2022	4275	6297	484.4
6.	2000	1444	4361	5805	483.8
7.	1993	1388	3871	5259	478.1
8.	2012	3065	3506	6571	469.4
9.	1994	1606	4389	5995	461.2
10.	2013	1791	2505	4296	429.6

POINTS PER GAME

No.	Year	TD	PAT	FG	Pts.	PPG
1.	2018	97	93	17	728	52.0
2.	2001	86	81	5	617	47.5
3.	2000	73	59	5	513	42.8
4.	2012	80	72	8	582	41.6
5.	2021	77	73	14	579	41.4
6.	1993	65	56	6	449	40.8
7.	1994	73	68	6	527	40.5
8.	2019	58	52	8	428	38.9
9.	1996	70	51	8	504	38.8
10.	2007	71	65	13	540	38.6

KICKOFF RETURN AVERAGE

No.	Year	No.	Yds.	Avg.
1.	1996	44	1117	25.4
2.	1987	30	744	24.8
3.	1983	34	802	23.6
4.	2019	30	695	23.2
5.	2021	35	807	23.1
6.	1986	30	676	22.5
7.	2003	35	785	22.4
8.	2018	48	1058	22.0
	1997	32	705	22.0
10.	1994	28	608	21.7

PUNT RETURN AVERAGE

No.	Year	No.	Yds.	Avg.
1.	2006	39	674	17.3
2.	2012	25	394	15.8
3.	2007	42	588	14.0
4.	1999	37	498	13.5
5.	2018	36	467	13.0
6.	2011	17	219	12.9
7.	2003	36	424	11.8
8.	1994	15	175	11.7
9.	2017	12	139	11.6
10.	2016	38	438	11.5

FIRST DOWNS

No.	Year	Rush	Pass	Pen.	Total
1.	2018	165	147	29	341
2.	2021	162	154	22	338
3.	2001	125	180	23	328
4.	2007	129	153	31	313
5.	2000	93	191	24	308
6.	2002	108	151	48	307
7.	2012	156	136	11	303
8.	1994	88	190	23	301
9.	1996	107	162	31	300
10.	2004	156	118	10	284

FEWEST POINTS PER GAME ALLOWED

No.	Year	Pts.	Avg.
1.	1994	162	12.5
2.	2001	188	14.5
3.	1985	163	14.8
4.	2006	157	15.7
5.	1986	174	15.8

6.	1984	181	16.5
7.	1991	167	16.7
8.	2010	189	17.2
9.	2007	247	17.6
10.	1987	178	17.8

FEWEST RUSHING YARDS ALLOWED PER GAME

No.	Year	Att.	Net Yds.	YPR	YPG
1.	2002*	458	832	1.8	55.5
2.	2010	388	1011	2.6	91.9
3.	2001	544	1397	2.6	107.5
4.	2008	348	1299	3.1	108.2
5.	1986	429	1228	2.9	111.6
6.	2006	386	1125	2.9	112.5
7.	2009	349	1129	3.2	112.9
8.	1994	505	1559	3.1	119.9
9.	2007	529	1693	3.2	120.9
10.	2019	358	1368	3.8	124.4

FEWEST PASSING YARDS ALLOWED PER GAME

No.	Year	Att.	Comp.	Yds.	YPG
1.	1998	216	80	1100	100.0
2.	1984	234	94	1281	116.5
3.	1983	237	104	1319	119.9
4.	1989	208	96	1255	125.5
5.	1990	197	101	1280	128.0
6.	1992	248	103	1330	133.0
7.	1985	269	106	1471	133.7
8.	1999	234	107	1484	134.9
9.	1995	243	116	1524	138.5
10.	1988	242	112	1450	145.0

FEWEST TOTAL YARDS ALLOWED PER GAME

No.	Year	Rush	Pass	Yds.	YPG
1.	1994	1559	1924	3483	267.9
2.	1998	1852	1100	2952	268.4
3.	2006	1125	1577	2702	270.2
4.	2002	832	3227	4059	270.6
5.	2001	1397	2130	3527	271.3
6.	1993	1423	1613	3036	276.0
7.	1990	1527	1280	2807	280.7
8.	1989	1644	1255	2899	289.9
9.	1997	1403	1798	3201	291.0
10.	2010	1011	2200	3211	291.9

INTERCEPTIONS

No.	Year	INT	Yds.	TD
1.	1986*	32	277	0
2.	2007	27	497	3
3.	2016	27	365	1
4.	2002	26	197	0
5.	2004	22	258	1
	2012	22	159	3
7.	2005	20	227	2
	2010	20	363	5
9.	2018	18	506	6
	2001	18	219	2

SACKS

No.	Year	Sacks
1.	2002	58
2.	2018	47
3.	2003	42
	1994	42
5.	1996	41
6.	1997	39
7.	2007	38
8.	1991	37
	1990	37
	2021	37

Individual Records - Single Game

RUSHING ATTEMPTS

No.	Player	Att.	Opponent	Date
1.	Ramon Allen	35	Tennessee-Martin	Sept. 15, 1990
2.	Vontrell Mitchell	33	West Alabama	Oct. 18, 1997
	Cedric O'Neal	33	Delta State	Oct. 20, 2012
4.	Ramon Allen	32	Jacksonville State	Sept. 22, 1990
5.	Dominique Ross	31	Central Florida	Sept. 10, 1994
	Dominique Ross	31	West Georgia	Oct. 15, 1994
7.	Henry Chubb	30	West Alabama	Nov. 12, 1983
	Dominique Ross	30	West Alabama	Oct. 10, 1992
	Dominique Ross	30	Fort Valley State	Sept. 18, 1993
	Cedric O'Neal	30	Texas A&M-Kingsville	Nov. 16, 2013

RUSHING YARDS

No.	Player	Yards	Opponent	Date
1.	Vontrell Mitchell	263	Central Arkansas	Nov. 9, 1996
2.	Dominique Ross	248	West Alabama	Oct. 1, 1994
3.	Dominique Ross	218	Fort Valley State	Sept. 18, 1993
4.	Aaron Jenkins	204	Central Arkansas	Oct. 19, 2002
5.	Ramon Allen	199	Tennessee-Martin	Sept. 15, 1990
6.	Cedric O'Neal	194	Carson-Newman	Dec. 1, 2012
7.	Ramon Allen	192	Jacksonville State	Sept. 22, 1990
8.	Cedric O'Neal	191	Shorter	Oct. 22, 2015
	Aaron Jenkins	191	Ouachita Baptist	Nov. 3, 2001
10.	Seth McGill	190	Delta State	Oct. 9, 2021

YARDS PER CARRY (MIN 10 CARRIES)

No.	Player	Yards	Att.	YPC	Opponent	Date
1.	Dominique Ross	248	11	22.5	West Alabama	Oct. 1, 1994
2.	Aaron Jenkins	191	12	15.9	Ouachita Baptist	Nov. 3, 2001
3.	Jamar Thompkins	149	10	14.9	Mississippi College	Oct. 5, 2019
4.	Seth McGill	190	13	14.6	Delta State	Oct. 9, 2021
5.	Aaron Jenkins	170	12	14.2	Ark.-Monticello	Oct. 12, 2002
6.	Travis Francis	140	10	14.0	Fort Valley State	Sept. 4, 1999
7.	Jamar Thompkins	145	11	13.2	Notre Dame College	Dec. 8, 2018
8.	Cedric O'Neal	131	10	13.1	Fort Valley State	Sept. 8, 2012
9.	Cedric O'Neal	194	15	12.9	Carson-Newman	Dec. 1, 2012
10.	Dominique Ross	141	11	12.8	Clark Atlanta	Sept. 24, 1994

PASSING ATTEMPTS

No.	Player	Att.	Opponent	Date
1.	Lance Funderburk	70*	West Georgia	Nov. 11, 1995
2.	Dusty Bonner	62	Delta State	Oct. 7, 2000
3.	Chris Hatcher	61	West Georgia	Oct. 16, 1993
	Lance Funderburke	61	North Alabama	Oct. 28, 1995
5.	Lance Funderburke	57	North Dakota State	Sept. 9, 1995
	Ivory Durham	57	Virginia Union	Sept. 10, 2022
7.	Chris Hatcher	56	Mississippi College	Oct. 23, 1993
	Kellen Lewis	56	Delta State	Oct. 1, 2009
9.	E.J. Hilliard	55	Carson-Newman	Nov. 15, 2015
	Dusty Bonner	55	Fort Valley State	Nov. 17, 2001

PASSING COMPLETIONS

No.	Player	Comp.	Opponent	Date
1.	Chris Hatcher	45	West Georgia	Oct. 16, 1993
	Chris Hatcher	45	Mississippi College	Oct. 23, 1993
3.	Dusty Bonner	43	Delta State	Oct. 7, 2000
4.	Lance Funderburke	42	West Georgia	Nov. 11, 1995
5.	Chris Hatcher	41	West Georgia	Oct. 15, 1994
6.	E.J. Hilliard	39	Carson-Newman	Nov. 21, 2015
	Chris Hatcher	39	New Haven	Oct. 8, 1994
	Lance Funderburke	39	North Alabama	Oct. 28, 1995
9.	Lance Funderburke	38	St. Ambrose	Oct. 14, 1995
10.	two times	37	(Last Willie Copeland vs. UWA)	Oct 21, 2006

PASSING YARDS

No.	Player	Yds.	Opponent	Date
1.	Dusty Bonner	497	Fort Valley State	Nov. 17, 2001
2.	Chris Hatcher	480	Mississippi College	Oct. 23, 1993
3.	Dusty Bonner	477	Delta State	Oct. 7, 2000
4.	Lance Funderburke	463	West Alabama	Oct. 7, 1995
5.	Barrett Wilkes	456	West Alabama	Oct. 25, 2003
6.	E.J. Hilliard	448	Carson-Newman	Nov. 21, 2015
7.	Lance Funderburke	447	Arkansas-Monticello	Oct. 12, 1996
8.	Chris Hatcher	430	West Georgia	Oct. 15, 1994
9.	Lance Funderburke	428	St. Ambrose	Oct. 14, 1995
10.	Ivory Durham	415	West Florida	Nov. 13, 2021

COMPLETION PERCENTAGE (MIN 15 COMPLETIONS)

No.	Player	Comp.	Att.	Pct.	Opponent	Date
1.	Jake Medlock*	19	20	.950	Mississippi College	Oct. 18, 2014
	Lance Funderburke	15	16	.938	Tarleton State	Oct. 9, 1993
3.	Fabian Walker	31	34	.912	Henderson State	Oct. 9, 2004
4.	Chris Hatcher	39	44	.886	New Haven	Oct. 8, 1994
5.	Rogan Wells	23	26	.885	Albany State	Sept. 7, 2019
6.	Cayden Cochran	20	23	.870	Shorter	Oct. 25, 2012
7.	Dusty Bonner	26	30	.867	Henderson State	Sept. 29, 2001
8.	Fabian Walker	24	28	.857	West Chester	Dec. 4, 2004
9.	Dusty Bonner	29	34	.853	West Alabama	Oct. 21, 2000
10.	Chris Hatcher	34	40	.850	Henderson State	Nov. 12, 1994

RECEPTIONS

No.	Player	Rec.	Opponent	Date
1.	Sean Pender	20	Mississippi College	Nov. 4, 1995
2.	Sean Pender	17	West Georgia	Nov. 11, 1995
3.	Calvin Walker	16	Mississippi College	Oct. 31, 1992
	Calvin Walker	16	Delta State	Nov. 7, 1992
	Sean Pender	16	North Dakota State	Sept. 9, 1995
6.	Brian Saunders	15	North Greenville	Nov. 6, 2021
7.	Steve Greer	14	Henderson State	Nov. 12, 1994
	C.J. Lofton	14	North Alabama	Oct. 28, 2000
	Cedric Jones	14	Arkansas Tech	Sept. 22, 2007
	Cedric Jones	14	Delta State	Oct. 1, 2009

RECEIVING YARDS

No.	Player	Yds.	Opponent	Date
1.	Brian Saunders	246	Florida Tech	Oct. 19, 2019
2.	Reggie Mosley	232	West Georgia	Nov. 11, 2000
3.	Calvin Walker	230	Delta State	Nov. 7, 1992
4.	Brian Saunders	220	North Greenville	Nov. 6, 2021
5.	Seantavious Jones	210	Delta State	Oct. 20, 2012
6.	Seantavious Jones	204	Ouachita Baptist	Oct. 8, 2011
7.	Greg Dent	203	Mississippi College	Oct. 17, 2015
8.	Randy Fischer	200	Jacksonville State	Sept. 24, 1988
9.	Lio'ndre Gallimore	194	Delta State	Oct. 6, 2018
	Sherard Reynolds	194	Southern Arkansas	Oct. 29, 2005

TOTAL OFFENSIVE PLAYS

No.	Player	Plays	Opponent	Date
1.	Lance Funderburk	74	West Georgia	Nov. 11, 1995
2.	Kellen Lewis	69	Harding	Oct. 17, 2009
3.	E.J. Hilliard	67	Carson-Newman	Nov. 21, 2015
4.	Dusty Bonner	66	Delta State	Oct. 7, 2000
5.	Kellen Lewis	65	Delta State	Oct. 1, 2009
	Ivory Durham	65	Virginia Union	Sept. 10, 2022
7.	Chris Hatcher	61	West Georgia	Oct. 16, 1993
	Chris Hart	61	Delta State	Oct. 2, 2008
	Kellen Lewis	61	Ouachita Baptist	Sept. 19, 2009
	Lewis Kuffor	61	Delta State	Oct. 1, 2005
	Kaleb Nobles	61	Delta State	Nov. 2, 2013

Individual Records - Single Game

TOTAL OFFENSIVE YARDS

No.	Player	Rush	Pass	Total	Opponent	Date
1.	Dusty Bonner	-2	497	495	Fort Valley State	Nov. 17, 2001
2.	E.J. Hilliard	46	448	494	Carson-Newman	Nov. 21, 2015
3.	Ivory Durham	58	415	473	West Florida	Nov. 13, 2021
4.	Lance Funderburke	0	463	463	West Alabama	Oct. 7, 1995
5.	Chris Hatcher	-22	480	458	Miss. College	Oct. 23, 1993
6.	Dusty Bonner	-24	477	453	Delta State	Oct. 7, 2000
7.	Ivory Durham	113	359	472	Miles College	Sept. 17, 2022
8.	Cayden Cochran	22	424	446	Ouachita Baptist	Oct. 8, 2011
	Ivory Durham	92	354	446	West Georgia	Nov. 27, 2021
10.	Cayden Cochran	30	412	442	Delta State	Oct. 20, 2012

POINTS SCORED

No.	Player	Pts.	Opponent	Date
1.	Seantavius Jones	36	Delta State	Nov. 2, 2013
2.	Aaron Jenkins	30	Ouachita Baptist	Nov. 3, 2001
3.	Darrien Teals	24	Central Florida	Oct. 22, 1988
	Ramon Allen	24	Tennessee-Martin	Sept. 15, 1990
	Stanley Flanders	24	Fort Valley State	Sept. 17, 1994
	Stanley Flanders	24	Delta State	Oct. 29, 1994
	Rodney Brown	24	Truman State	Sept. 7, 1996
	Seantavius Jones	24	Delta State	Oct. 20, 2012
	Rogan Wells	24	Florida Tech	Oct. 28, 2017
10.	Mike Davis	20	Arkansas Tech	Sept. 23, 1995

POINT AFTER ATTEMPTS

No.	Player	PAT Att.	Opponent	Date
1.	Reid Bethea	10	Delta State	Oct. 6, 2001
	Daniel Andersen	10	Edward Waters	Nov. 7, 2009
3.	Nine tied with	9	(Last Estin Thiele vs. West Ga.)	Nov. 27, 2021

POINT AFTER ATTEMPTS MADE

No.	Player	PAT Made	Opponent	Date
1.	Reid Bethea	10	Delta State	Oct. 6, 2001
	Daniel Andersen	10	Edward Waters	Nov. 7, 2009
3.	Nine tied with	9	(Last Estin Thiele vs. West Ga.)	Nov. 27, 2021

TOTAL TACKLES

No.	Player	Tackles	Opponent	Date
1.	Ryan Branch	24	Texas-El Paso	Sept. 16, 1995
2.	Jimmy Francis	21	Mississippi College	Nov. 9, 1985
	Chris Pope	21	Carson-Newman	Dec. 1, 2012
4.	Cliff Fouty	20	Georgia Southern	Nov. 20, 1982
	Mikeal Lovejoy	20	Delta State	Nov. 5, 1988
	Jesse Sutton	20	Central Arkansas	Oct. 24, 1998
	Chris Pope	20	Delta State	Nov. 2, 2013
8.	Four tied with	19		

SOLO TACKLES

No.	Player	Tackles	Opponent	Date
1.	Jimmy Brookins	17	Mississippi College	Oct. 29, 1988
2.	Chris Pope	14	Delta State	Nov. 2, 2013
3.	Mikeal Lovejoy	13	Delta State	Nov. 5, 1988
4.	Erasmus Harvey	12	Fort Valley State	Sept. 19, 1992
5.	Jimmy Brookins	11	Delta State	Nov. 5, 1988
	Antonio Speed	11	Central Arkansas	Oct. 23, 1999
	Everett Kitchens	11	Catawba	Nov. 24, 2007
	Chris Pope	11	Carson-Newman	Dec. 1, 2012
	Kenny Murphy	11	Delta State	Sept. 20, 2014
10.	13 tied with	10	Last (Guito Ervilus vs. M.C.)	Sept. 29, 2018

ASSISTED TACKLES

No.	Player	Tackles	Opponent	Date
1.	Harvey Carter	18	Georgia Southern	Nov. 20, 1982
2.	Cliff Fouty	15	West Alabama	Nov. 13, 1982
	Cliff Fouty	15	Georgia Southern	Nov. 20, 1982
	Cliff Fouty	15	Mississippi College	Sept. 10, 1983
	Lenny Parker	15	Savannah State	Sept. 24, 1983
	Danny Metcalf	15	Troy State	Oct. 1, 1988
7.	Jimmy Francis	14	Mississippi College	Nov. 9, 1985
	Scott Mowry	14	Mississippi College	Nov. 7, 1987
	Danny Metcalf	14	Delta State	Nov. 3, 1990
	Larry Dean	14	Ark.-Monticello	Oct. 23, 2010

PUNT RETURN YARDS

No.	Player	Yds.	Opponent	Date
1.	Sherard Reynolds	168	Arkansas Tech	Sept. 23, 2006
2.	Sherard Reynolds	154	Southern Arkansas	Oct. 7, 2006
3.	Quin Roberson	129	Fort Valley State	Sept. 8, 2012
4.	Eric Doggett	119	Arkansas Tech	Sept. 26, 1998
5.	Gary Simon	110	Delta State	Oct. 22, 2016
6.	Tony Hill	104	Fort Valley State	Sept. 21, 1991
7.	Sherard Reynolds	103	North Alabama	Dec. 1, 2007
8.	Eric Doggett	102	Henderson State	Sept. 11, 1999
9.	Reggie Mosley	99	Fort Valley State	Sept. 2, 2000
10.	Reggie Mosley	97	Delta State	Sept. 21, 2002

KICKOFF RETURN YARDS

No.	Player	Yds.	Opponent	Date
1.	Derrick Harris	147	Georgia Southern	Nov. 19, 1983
2.	Wendell Olden	143	Carson-Newman	Sept. 6, 1997
3.	Matt Pierce	141	North Alabama	Nov. 12, 2011
4.	Aaron Jenkins	138	West Alabama	Oct. 26, 2002
5.	Vincent Brown	136	North Alabama	Oct. 23, 2004
6.	Kenny Benjamin	134	West Georgia	Nov. 10, 2018
7.	Reggie Mosley	131	North Alabama	Nov. 6, 1999
	Austin Scott	131	UNC-Pembroke	Nov. 7, 2013
9.	Willie Downs	125	West Alabama	Oct. 10, 2013
10.	Michael Hederson	124	Delta State	Oct. 6, 2018
	Vincent Brown	124	Delta State	Oct. 2, 2004

Individual Records - Single Game

LONGEST RUSH

No.	Player	Yds.	Opponent	Date
1.	Dominique Ross	93	West Alabama	Oct. 1, 1994
2.	Cedric O'Neal	91	Shorter	Oct. 22, 2015
3.	Jamar Thompson	84	Notre Dame College	Dec. 8, 2018
4.	Rogan Wells	81	West Florida	Nov. 3, 2018
5.	Aaron Jenkins	76	Ouachita Baptist	Nov. 3, 2001
	Seth McGill	76	West Georgia	Nov. 27, 2021
7.	Tyran Robinson	75	West Georgia	Nov. 6, 2004
	David Arnold	75	Newberry	Sept. 11, 2010
	Troy Braswell	75	West Georgia	Oct. 29, 2011
10.	Vontrell Mitchell	73	Delta State	Nov. 1, 1997
	Austin Scott	72	Florida Tech	Oct. 5, 2013

LONGEST COMPLETION

No.	Quarterback	Receiver	Yds.	Opponent	Date
1.	EJ Hilliard	D'Amonte Ridley	92	Cumberland	Sept. 26, 2015
2.	Chris Hatcher	Calvin Walker	90	UCF	Sept. 11, 1993
3.	Dusty Bonner	Reggie Mosley	89	West Alabama	Oct. 21, 2000
4.	Rogan Wells	L. Gallimore	88	West Alabama	Sept. 15, 2018
	Patrick Prewitt	Mike Bowman	88	Central Ark.	Nov. 8, 1997
6.	Donnie Johnston	Nikko Cooper	85	North Alabama	Nov. 7, 1998
7.	Buster Faulkner	Reggie Mosley	82	Central Ark.	Oct. 19, 2002
8.	Chris Hatcher	Robert Williams	81	Albany State	Nov. 19, 1994
	Lance Funderburke	Sean Pender	81	Gardner-Webb	Sept. 2, 1995
	Cayden Cochran	Gerald Ford	81	North Alabama	Oct. 13, 2012

LONGEST FIELD GOAL MADE

No.	Player	FG Length	Opponent	Date
1.	Keith Moore	54*	Kentucky State	Sept. 21, 1985
2.	James Lightfoot	52	Arkansas-Monticello	Oct. 11, 1997
	Michael Green	52	West Georgia	Nov. 5, 2005
	Anthony Pistelli	52	North Alabama	Nov. 22, 2014
5.	Keith Moore	51	Clark Atlanta	Sept. 8, 1984
	Jack McTyre	51	Delta State	Nov. 3, 1990
	Daniel Andersen	51	North Alabama	Oct. 13, 2012
8.	Estin Thiele	50	Savannah State	Sept. 4, 2021
9.	Michael Green	49	Albany State	Sept. 3, 2005
	Daniel Andersen	49	Southern Arkansas	Sept. 12, 2009
	Daniel Andersen	49	Delta State	Oct. 20, 2012

LONGEST PUNT

No.	Player	Yds.	Opponent	Date
1.	Andy Gibbs	72	Delta State	Sept. 19, 1998
2.	Jack Fulford	69	West Alabama	Oct. 15, 2011
3.	Jake Medlock	65	Winston-Salem St.	Sept. 13, 2014
	Wayne DeVane	65	Arkansas-Monticello	Oct. 12, 1996
4.	Chad Mosley	64	Lees-McRae	Oct. 26, 1991
	David Ashby	64	Albany State	Nov. 19, 1994
	Jack Fulford	64	Southern Arkansas	Sept. 25, 2010
	Jack Fulford	64	Ouachita Baptist	Oct. 8, 2011
	Daniel Andersen	64	West Georgia	Oct. 6, 2012

LONGEST PUNT RETURN

No.	Player	Yds.	Opponent	Date
1.	Quin Roberson*	94 (td)	Fort Valley State	Sept. 8, 2012
2.	Quin Roberson	81 (td)	Newberry	Sept. 8, 2011
3.	Roger King	80 (td)	North Alabama	Dec. 1, 2007
4.	Sherard Reynolds	78 (td)	Southern Arkansas	Oct. 7, 2007
5.	Gary Simon	70 (td)	Delta State	Oct. 22, 2016
6.	Eric Doggett	68	Arkansas Tech	Sept. 26, 1998
7.	Sherard Reynolds	65 (td)	North Alabama	Dec. 1, 2007
	Roger King	65 (td)	Henderson State	Oct. 11, 2008
9.	Derrick Harris	62 (td)	West Alabama	Nov. 12, 1983
	Willie Downs	62 (td)	Florida Tech	Oct. 5, 2013

LONGEST KICKOFF RETURN

No.	Player	Yds.	Opponent	Date
1.	Aaron Jenkins	100 (td)	West Georgia	Nov. 11, 2000
2.	Billy Poole	99 (td)	West Alabama	Oct. 1, 1994
3.	Tyran Robinson	98 (td)	Carson-Newman	Nov. 22, 2003
4.	Sean Pender	97 (td)	Albany State	Nov. 23, 1996
	Vincent Brown	97 (td)	North Alabama	Oct. 23, 2004
	Willie Downs	97 (td)	West Alabama	Oct. 10, 2013
7.	Rodney Brown	96 (td)	Texas-El Paso	Sept. 16, 1995
	Matt Pierce	96 (td)	North Alabama	Nov. 11, 2011
	Matt Pierce	96 (td)	Winston-Salem State	Dec. 15, 2012
	Lio'undre Gallimore	96 (td)	Delta State	Oct. 9, 2021

LONGEST INTERCEPTION RETURN

No.	Player	Yds.	Opponent	Date
1.	David Brown	100 (td)	Notre Dame College	Dec. 8, 2018
2.	Kenny Moore	94 (td)	Delta State	Nov. 7, 2015
	Sherard Reynolds	94 (td)	Fort Valley State	Aug. 23, 2008
4.	Shawn Harris	86 (td)	Southern Arkansas	Oct. 6, 2007
5.	Matt Pierce	85 (td)	West Alabama	Oct. 15, 2011
6.	Aaron Dawson	80 (td)	West Alabama	Sept. 21, 2019
7.	Kenny Murphy	79 (td)	West Georgia	Nov. 28, 2015
	Adrian Bryant	79 (td)	Arkansas-Monticello	Nov. 4, 2006
9.	Kenny Murphy	73 (td)	West Alabama	Oct. 31, 2015
10.	Shaunta Dismuke	70 (td)	Delta State	Oct. 6, 2001
	Dominique Wheeler	70 (td)	Delta State	Nov. 2, 2013

LONGEST FUMBLE RETURN

No.	Player	Yds.	Opponent	Date
1.	Dee Williford	97 (td)	Southern Arkansas	Sept. 27, 2003
2.	Aaron Dawson	88 (td)	Florida Tech	Oct. 13, 2018
3.	Dominique Wheeler	86 (td)	Angelo State	Sept. 28, 2013
4.	Stevie Harden	62 (td)	Southern Arkansas	Sept. 25, 2010
5.	Maurice Leggett	57 (td)	Southern Arkansas	Oct. 7, 2007
6.	Tevin Davis	56 (td)	Florida Tech	Oct. 5, 2013
7.	Dudley Spence	55 (td)**	North Alabama	Nov. 15, 2008
8.	Matt Pierce	49 (td)	Newberry	Sept. 8, 2011
9.	Michael Flood	48	Albany State	Sept. 3, 2005
10.	Dee Williford	47 (td)	Florida Atlantic	Sept. 6, 2003

**Yardage came after a lateral by Jerrel Daniels. Play covered 73 yards total.

MISCELLANEOUS SINGLE GAME RECORDS

Rushing Touchdowns	4	(Last A. Jenkins vs. Ouachita Bapt. 11/03/01)	four times
Consecutive Completions	20	Chris Hatcher vs. New Haven	10/08/94*
Passing Touchdowns	7	(Last vs. West Alabama, 10/20/2001)	five times
Interceptions Thrown	5	Chris Hatcher vs. North Alabama	11/06/93
Passes Without INT	56	Chris Hatcher vs. Mississippi College	10/23/93
Receiving Touchdowns	6	Seantavius Jones vs. Delta State	11/02/13
Total Touchdowns	6	Seantavius Jones vs. Delta State	11/02/13
TDs Responsible For	8	Dusty Bonner vs. Delta State (2 Rush, 6 Pass)	10/06/01
Field Goals Attempts	5	Will Rhody vs. Central Arkansas	9/25/04
	5	Estin Thiele vs. Keiser	9/1/22
Field Goals Made	5	Will Rhody vs. Central Arkansas	9/25/04
	5	Estin Thiele vs. Keiser	9/1/22
Interceptions	3	Jimmy Francis vs. Bishop	11/02/85
Sacks	4.0	(Last R. Freeman vs. North Ala., 10/04/07)	three times
Fumbles Recovered	3	Anthony Newsome vs. Delta State	10/08/83
Punts	12	Gavin Wilson vs. West Florida	9/24/16
Average (min. 4 punts)	49.8	Terry Mallory vs. West Alabama	10/19/85
Punt Returns	7	(Last, Brian Saunders vs. Shorter, 9/22/18)	three times
Kickoff Returns	6	Ronnye Nelson vs. Delta State	09/18/10

Individual Records - Single Season

RUSHING YARDS

No.	Player	Year	Att.	Net Yards	YPC	TD
1.	Aaron Jenkins	2001	199	1503	7.6	15
2.	Dominique Ross	1994	256	1473	5.8	13
3.	Vontrell Mitchell	1996	186	1355	7.3	3
4.	Jamar Thompson	2018	137	1329	9.7	9
5.	Aaron Jenkins	2002	214	1304	6.1	11
6.	Tyrann Robinson	2004	213	1267	5.9	12
7.	Seth McGill	2021	189	1235	6.5	14
8.	Michael Terry	2007	164	1107	6.8	12
9.	Cedric O'Neal	2015	176	1069	6.1	17
10.	Dominique Ross	1993	167	1030	6.2	13
	Austin Scott	2012	175	1030	5.9	9

RUSHING TOUCHDOWNS

No.	Player	Year	Att.	Net Yards	YPC	TD
1.	Cedric O'Neal	2015	176	1069	6.1	17
2.	Aaron Jenkins	2001	199	1503	7.6	15
3.	Carlos Brown	1996	74	405	5.5	14
	Cedric O'Neal	2012	180	1198	6.7	14
	Seth McGill	2021	189	1235	6.5	14
6.	Dominique Ross	1994	256	1473	5.8	13
	Dominique Ross	1993	167	1030	6.2	13
	Ivory Durham	2021	128	1012	7.9	13
9.	Michael Terry	2007	164	1107	6.8	12
	Tyrann Robinson	2004	213	1267	5.9	12
	Vincent Brown	2004	129	856	6.6	12
	Ramon Allen	1990	211	957	4.5	12
	Cedric O'Neal	2014	164	873	5.3	12

PASSING YARDS

No.	Player	Year	Att.	Comp.	TD	Yds.
1.	Lance Funderburk*	1996	532	342	38	4226
2.	Dusty Bonner	2000	488	351	55	4126
3.	Chris Hatcher	1994	508	367	55	4076
4.	Chris Bonner	2001	425	298	52	4037
5.	Buster Faulkner	2002	503	327	41	3826
6.	Lance Funderburk	1995	544	356	26	3706
7.	Chris Hatcher	1993	471	335	37	3651
8.	Ivory Durham	2021	406	244	32	3425
9.	Barrett Wilkes	2003	431	272	26	3269
10.	Willie Copeland	2007	489	311	28	3160

COMPLETIONS

No.	Player	Year	Att.	Comp.	TD	Yds.
1.	Chris Hatcher*	1994	508	367	55	4076
2.	Lance Funderburk	1995	544	356	26	3706
3.	Dusty Bonner	2000	488	351	55	4126
4.	Lance Funderburk	1996	532	342	38	4226
5.	Chris Hatcher	1993	471	335	37	3651
6.	Buster Faulkner	2002	503	327	41	3826
7.	Willie Copeland	2007	489	311	28	3160
8.	Fabian Walker	2004	417	299	23	3062
9.	Dusty Bonner	2001	425	298	52	4037
10.	Barrett Wilkes	2003	431	272	26	3269

PASSING TOUCHDOWNS

No.	Player	Year	Att.	Comp.	TD	Yds.
1.	Dusty Bonner*	2000	488	351	55	4126
	Chris Hatcher*	1994	508	367	55	4076
3.	Dusty Bonner	2001	425	298	52	4037
4.	Buster Faulkner	2002	503	327	41	3826
5.	Rogan Wells	2018	364	209	38	3075
	Lance Funderburk	1996	532	342	38	4226
7.	Chris Hatcher	1993	471	335	37	3651
8.	Ivory Durham	2021	406	244	32	3425
9.	Willie Copeland	2007	489	311	28	3160
10.	Willie Copeland	2006	372	250	27	2663

RECEPTIONS

No.	Player	Year	Rec.	Yds.	YPC	TD
1.	Sean Pender*	1995	111	983	10.1	2
2.	Cedric Jones	2007	102	1171	11.5	10
3.	Sean Pender	1996	89	782	8.8	3
4.	Robert Williams	1994	86	1187	13.8	21
5.	Calvin Walker	1993	82	944	11.5	6
6.	Steve Greer	1994	81	829	10.2	7
7.	Reggie Mosley	2002	79	1295	16.4	15
8.	C.J. Lofton	2002	77	913	11.9	6
9.	C.J. Lofton	2000	76	862	11.3	13
10.	Brian Saunders	2021	73	1200	16.4	7

RECEIVING YARDS

No.	Player	Year	Rec.	Yds.	YPC	TD
1.	Reggie Mosley	2002	79	1295	16.4	15
2.	Brian Saunders	2021	73	1200	16.4	7
3.	Robert Williams	1994	86	1187	13.8	21
4.	Cedric Jones	2007	102	1171	11.5	10
5.	Rodney Brown	1996	61	1148	18.8	12
6.	Lio'undre Gallimore	2021	58	1123	19.4	15
7.	Stanley Flanders	1994	70	1083	15.5	20
8.	Reggie Mosley	2001	65	1063	16.4	18
9.	Carl Armstrong	1982	61	1028	16.9	8
10.	Gerald Ford	2012	69	1026	14.9	13

RECEIVING TOUCHDOWNS

No.	Player	Year	Rec.	Yds.	YPC	TD
1.	Robert Williams*	1994	86	1187	13.8	21
2.	Stanley Flanders	1994	70	1083	15.5	20
3.	Reggie Mosley	2001	65	1063	16.4	18
4.	Reggie Mosley	2002	79	1295	16.4	15
	Lio'undre Gallimore	2021	58	1123	19.4	15
6.	Nikko Cooper	1996	63	865	13.7	14
7.	C.J. Lofton	2000	76	862	11.3	13
	Gerald Ford	2012	69	1026	14.9	13
	Seantavious Jones	2012	51	922	18.1	13
	Seantavious Jones	2013	55	777	14.1	13

TOTAL OFFENSIVE PLAYS

No.	Player	Year	Plays	Rush	Pass	Yds.
1.	Buster Faulkner*	2002	611	-313	3826	3513
2.	Lance Funderburk	1995	581	-157	3706	3549
3.	Lance Funderburk	1996	570	-59	4226	4167
4.	Willie Copeland	2007	569	171	3160	3331
5.	Chris Hatcher	1994	537	-121	4076	3955
6.	Dusty Bonner	2000	534	-161	4126	3965
7.	Ivory Durham	2021	531	1012	3425	4437
8.	Fabian Walker	2004	513	403	3062	3465
9.	Rogan Wells	2018	500	732	3075	3807
10.	Chris Hatcher	1993	495	-119	3651	3532

TOTAL OFFENSIVE YARDS

No.	Player	Year	Plays	Rush	Pass	Yds.
1.	Ivory Durham	2021	531	1012	3425	4437
2.	Lance Funderburk	1996	570	-59	4226	4167
3.	Dusty Bonner	2001	469	-2	4037	4035
4.	Dusty Bonner	2000	534	-161	4126	3965
5.	Chris Hatcher	1994	537	-121	4076	3955
6.	Rogan Wells	2018	500	732	3075	3807
7.	Lance Funderburk	1995	581	-157	3706	3549
8.	Chris Hatcher	1993	495	-119	3651	3532
9.	Buster Faulkner	2002	611	-313	3826	3513
10.	Fabian Walker	2004	513	403	3062	3465

* Denotes Gulf South Conference Record throughout record section

Individual Records - Single Season

SCORING PERFORMANCES

No.	Player	Year	TD	PAT	FG	Pts.
1.	Andrew Gray	2018	0	93	17	144
2.	Aaron Jenkins	2001	21	0	0	126
	Robert Williams	1994	21	0	0	126
	Stanley Flanders	1994	21	0	0	126
5.	Will Rhody	2004	0	55	22	121
6.	Reggie Mosley	2001	19	1	0	116
7.	Estin Thiele	2021	0	73	14	115
8.	Cedric O'Neal	2015	19	0	0	114
	Anthony Pistelli	2014	0	45	23	114
10.	Will Rhody	2002	0	57	16	105

KICKOFF RETURN AVERAGE (MIN 10 RETURNS)

No.	Player	Year	No.	Yds.	Avg.
1.	Lio'ndre Gallimore	2021	12	366	30.5
2.	Derrick Harris	1983	21	610	29.0
3.	Reggie Mosley	1999	11	303	27.6
4.	Clifford Scott	1987	16	435	27.2
5.	Dervin Whatley	1986	11	288	26.2
6.	Tyrant Robinson	2003	14	361	25.8
7.	Vontrell Smith	1996	17	436	25.6
8.	Austin Scott	2013	13	329	25.3
9.	Calvin Walker	1991	12	300	25.0
10.	Sherard Reynolds	2005	15	367	24.5

PUNT RETURN AVERAGE (MIN 10 RETURNS)

No.	Player	Year	No.	Yds.	Avg.
1.	Sherard Reynolds	2006	30	496	16.5
2.	Quinn Roberson	2012	24	394	16.4
3.	Eric Doggett	1999	32	452	14.1
4.	Roger King	2007	14	195	13.9
5.	Gary Simon	2016	30	408	13.6
6.	Bama Adams	2004	13	174	13.4
7.	Sherard Reynolds	2007	24	320	13.3
8.	Quinn Roberson	2011	17	219	12.9
9.	Eric Doggett	1998	28	359	12.8
10.	Brian Saunders	2018	26	327	12.6

PUNTING AVERAGE

No.	Player	Year	No.	Yds.	Avg.
1.	Jake Medlock	2014	26	1144	44.0
2.	Terry Mallory	1985	72	3037	42.2
3.	Jack Fulford	2011	41	1718	41.9
4.	Jack Fulford	2010	62	2570	41.5
5.	Jack Fulford	2008	53	2162	40.8
6.	Gavin Wilson	2017	38	2809	40.7
7.	Chad Mosley	1991	27	1097	40.6
	Terry Mallory	1986	58	2355	40.6
9.	David Ashby	1994	32	1293	40.4
10.	Daniel Andersen	2012	51	2044	40.1

TOTAL TACKLES

No.	Player	Year	UT	AT	Tot.
1.	Cliff Fouty	1982	20	135	155
2.	Jessie Tuggle	1986	42	87	129
3.	Chris Pope	2012	54	73	127
4.	Jimmy Brookins	1988	73	52	125
	Jimmy Francis	1985	63	62	125
	Lenny Parker	1984	62	63	125
7.	Lenny Parker	1983	47	76	123
8.	Larry Dean	2010	49	73	122
	William Montford	2007	48	74	122
10.	David Gilyard	1982	18	103	121
	Nick Moss	2021	57	64	121

INTERCEPTIONS

No.	Player	Year	INT	Yds.	TD
1.	Dallis Smith	1986	9	53	0
2.	Stevie Harden	2010	8	229	4
3.	Chris Fowler	2002	7	35	0
	Sherard Reynolds	2007	7	176	0
5.	Harrison Dreiling	2010	6	72	0
	Dennis Smith	1986	6	53	0
7.	9x (Last Brandon Roe)	2017	5	174	1

SACKS

No.	Player	Year	SK
1.	Richard Freeman	1997	14.0
	Antonio Edwards	1990	14.0
3.	Andre Hampton	1994	12.0
	Antonio Edwards	1991	12.0
	Robert Morris	1988	12.0
6.	Dewayne Smith	2002	11.5
7.	Marlin Adams	2002	10.5
8.	4x (Last Tyler Josey)	2012	10.0

TACKLES FOR LOSS

No.	Player	Year	TFL
1.	Dewayne Smith	2002	30.0
2.	Artie Ulmer	1996	24.0
	Andre Hampton	1994	24.0
4.	Richard Freeman	1997	23.0
	Robert Morris	1988	23.0
6.	Arto Vartanian	1998	22.0
	Antonio Edwards	1990	22.0
8.	Antonio Speed	1998	21.0
9.	Jesse Sutton	1997	20.0
10.	Marlin Adams	2002	18.5

Individual Records - Career

RUSHING YARDS

No.	Player	Years	Att.	Net Yards	YPC	TD
1.	Cedric O'Neal	2012-15	660	4115	6.2	49
2.	Jamar Thompson	2018-P	518	3989	7.7	34
3.	Aaron Jenkins	2000-03	616	3859	6.3	34
4.	Dominique Ross	1992-94	576	3237	5.6	36
5.	Seth McGill	2018-P	545	3312	6.1	41
6.	Ramon Allen	1988-91	672	3071	4.6	26
7.	Tyran Robinson	2001-04	532	3029	5.7	24
8.	Austin Scott	2012-15	507	3015	5.9	23
9.	Vontrell Mitchell	1995-98	485	2655	5.5	11
10.	Ivory Durham	2018-P	275	2181	7.9	26

RUSHING TOUCHDOWNS

No.	Player	Years	Att.	Net Yards	YPC	TD
1.	Cedric O'Neal	2012-15	660	4115	6.2	49
2.	Seth McGill	2018-P	545	3312	6.1	41
3.	Dominique Ross	1992-94	576	3237	5.6	36
4.	Jamar Thompson	2018-P	518	3989	7.7	34
4.	Aaron Jenkins	2000-03	616	3859	6.3	34
6.	Ramon Allen	1988-91	672	3071	4.6	26
6.	Ivory Durham	2018-P	275	2181	7.9	26
8.	Rogan Wells	2017-19	337	1932	5.7	25
9.	Tyran Robinson	2001-04	532	3029	5.7	24
10.	Austin Scott	2012-15	507	3015	5.9	23

PASSING YARDS

No.	Player	Years	Comp.	Att.	Yds.	TD
1.	Chris Hatcher	1991-94	1047	1529	11,363	121
2.	Lance Funderburk	1992-96	731	1127	8192	67
3.	Dusty Bonner	2000-01	649	913	8163	107
4.	Rogan Wells	2017-2019	543	878	7130	69
5.	Ivory Durham	2018-P	445	780	6418	66
6.	Barrett Wilkes	2002-06	571	858	6296	44
7.	Willie Copeland	2006-07	561	861	5823	55
8.	Tye Cottle	1987-90	427	774	5593	50
9.	Cayden Cochran	2011-13	434	718	5196	46
10.	Buster Faulkner	2001-03	381	593	4213	44

COMPLETIONS

No.	Player	Years	Comp.	Att.	Yds.	TD
1.	Chris Hatcher*	1991-94	1047	1529	11,363	121
2.	Lance Funderburk	1992-96	731	1127	8192	67
3.	Dusty Bonner	2000-01	649	913	8163	107
4.	Barrett Wilkes	2002-06	571	858	6296	44
5.	Willie Copeland	2006-07	561	861	5823	55
6.	Rogan Wells	2017-2019	543	878	7130	69
7.	Ivory Durham	2018-P	445	780	6418	66
8.	Cayden Cochran	2011-13	434	718	5196	46
9.	Tye Cottle	1987-90	427	774	5593	50
10.	Buster Faulkner	2001-03	381	593	4213	44

PASSING TOUCHDOWNS

No.	Player	Years	Comp.	Att.	Yds.	TD
1.	Chris Hatcher	1991-94	1047	1529	11,363	121
2.	Dusty Bonner	2000-01	649	913	8163	107
3.	Rogan Wells	2017-2019	543	878	7130	69
4.	Lance Funderburk	1992-96	731	1127	8192	67
5.	Ivory Durham	2018-P	445	780	6418	66
6.	Willie Copeland	2006-07	561	861	5823	55
7.	Tye Cottle	1987-90	427	774	5593	50
8.	Cayden Cochran	2011-13	434	718	5196	46
9.	Barrett Wilkes	2002-06	571	858	6296	44
	Buster Faulkner	2001-03	381	593	4213	44

RECEPTIONS

No.	Player	Years	Rec.	Yds.	YPC	TD
1.	Cedric Jones	2006-09	282	3177	11.3	21
2.	Sean Pender	1992-96	247	2072	8.4	9
3.	Reggie Mosley	1999-02	235	3738	15.9	48
4.	C.J. Lofton	1999-02	228	2724	11.9	32
5.	Brian Saunders	2017-21	187	3082	16.5	28
6.	Randy Fisher	1986-89	185	2892	10.1	26
	Robert Williams	1991-94	185	2726	14.7	31
8.	Steve Greer	1991-94	179	2025	11.3	13
9.	Calvin Walker	1990-93	167	2026	12.1	15
10.	Chris Anderson	2012-15	159	1457	9.2	12

RECEIVING YARDS

No.	Player	Years	Rec.	Yds.	YPC	TD
1.	Reggie Mosley*	1999-02	235	3738	15.9	48
2.	Cedric Jones	2006-09	282	3177	11.3	21
3.	Brian Saunders	2017-21	187	3082	16.5	28
4.	Randy Fisher	1986-89	185	2892	10.1	26
5.	Lio'ndre Gallimore	2017-21	145	2808	19.4	32
6.	Robert Williams	1991-94	185	2726	14.7	31
7.	C.J. Lofton	1999-02	228	2724	11.9	32
8.	Seantavious Jones	2010-13	149	2374	15.9	33
9.	Sean Pender	1992-96	247	2072	8.4	9
10.	Calvin Walker	1990-93	167	2026	12.1	15

RECEIVING TOUCHDOWNS

No.	Player	Years	Rec.	Yds.	YPC	TD
1.	Reggie Mosley*	1999-02	235	3738	15.9	48
2.	Seantavious Jones	2010-13	149	2374	15.9	33
3.	C.J. Lofton	1999-02	228	2724	11.9	32
	Lio'ndre Gallimore	2017-21	145	2808	19.4	32
5.	Robert Williams	1991-94	185	2726	14.7	31
6.	Stanley Flanders	1993-94	101	1581	15.7	30
7.	Brian Saunders	2017-21	187	3082	16.5	28
8.	Randy Fisher	1986-89	185	2892	10.1	26
9.	Nikko Cooper	1996-98	98	1446	14.8	21
	Cedric Jones	2006-09	282	3177	11.3	21
	Gerald Ford	2009-10, 2012	134	1880	14.0	21

TOTAL OFFENSIVE YARDS

No.	Player	Years	Plays	Rush	Pass	Yds.
1.	Chris Hatcher	1991-94	1642	-339	11,363	11,024
2.	Rogan Wells	2017-2019	1215	1932	7130	9062
3.	Ivory Durham	2018-P	1055	2181	6418	8599
4.	Dusty Bonner	2000-01	1003	-163	8163	8000
5.	Lance Funderburk	1992-96	1206	-232	8192	7960
6.	Barrett Wilkes	2002-06	1012	37	6296	6333
7.	Willie Copeland	2006-07	997	126	5823	5949
8.	Cayden Cochran	2011-13	915	596	5196	5792
9.	Tye Cottle	1987-90	1034	44	5593	5549
10.	Cedric O'Neal	2012-15	724	4115	485	4600

SCORING PERFORMANCES

No.	Player	Years	TD	FG	PAT	Pts.
1.	Andrew Gray	2015-18	0	39	211	328
2.	Aaron Jenkins	2000-03	53	0	0	318
3.	Will Rhody	2002-04	0	51	158	308
4.	Cedric O'Neal	2012-15	49	0	0	306
5.	Reggie Mosley	1999-02	49	0	1	296
6.	Seth McGill	2018-P	44	0	0	264
7.	Dominique Ross	1992-94	38	0	0	228
8.	Jamar Thompson	2018-P	37	0	0	222
9.	Zac Williams	2006-08	0	24	131	203
10.	Keith Moore	1983-86	0	32	76	202

Individual Records - Career

KICKOFF RETURN AVERAGE (MIN 20 RETURNS)

No.	Player	Years	No.	Yds.	Avg.
1.	Seth McGill	2018-P	43	1085	25.2
2.	Vontrell Mitchell	1995-98	23	572	24.9
3.	Matt Pierce	2009-12	38	918	24.2
4.	Clifford Scott	1987-90	26	627	24.1
5.	Calvin Walker	1990-93	28	670	23.9
6.	Derrick Harris	1983-84	48	1144	23.8
7.	Aaron Jenkins	2000-03	33	770	23.3
8.	Ronnye Nelson	2007-10	51	1170	22.9
9.	Eric Doggett	1997-99	27	612	22.7
10.	Vincent Brown	2004-05	39	774	22.2

PUNT RETURN AVERAGE (MIN 20 RETURNS)

No.	Player	Years	No.	Yds.	Avg.
1.	Quin Roberson	2011-12	41	613	15.0
2.	Sherard Reynolds	2005-08	68	937	13.8
3.	Eric Doggett	1997-99	84	1071	12.8
4.	Roger King	2007-08	32	390	12.2
5.	Bama Adams	2002-04	46	546	11.9
7.	Stanley Flanders	1993-94	31	358	11.5
8.	Brian Saunders	2017-21	61	607	10.0
9.	Reggie Mosley	1999-02	63	532	8.4
	Tony Hill	1991-94	47	395	8.4
	Randy Fisher	1986-89	56	473	8.4
	Derrick Harris	1983-84	42	353	8.4

PUNTING (MIN 60 PUNTS)

No.	Player	Years	No.	Yds.	Avg.
1.	Jack Fulford	2008-11	206	8452	41.0
2.	David Ashby	1993-94	62	2476	39.9
3.	Terry Mallory	1983-86	272	10,732	39.5
4.	Wayne DeVane	1995-97	134	5119	38.2
5.	Chad Mosley	1991-92	72	2735	38.0
6.	Travis Tidwell	2004-05	118	4481	38.0
7.	Gavin Wilson	2015-18	190	7200	37.9
8.	Kenn Barnett	1999, 02-04	210	7903	37.6
9.	Brad Bauer	1982-84	63	2341	37.2
10.	Andy Gibbs	1998, 00	118	4331	36.7

TOTAL TACKLES

No.	Player	Years	UT	AT	Tot.
1.	Chris Pope	2010-13	161	211	372
2.	Larry Dean	2007-10	163	205	368
3.	Jessie Tuggle	1983-86	143	197	340
4.	Jesse Sutton	1995-98	119	180	299
5.	Ryan Branch	1993-96	156	142	298
6.	Ced Dickerson	1999-02	174	123	297
7.	Erasmus Harvey	1991-94	146	143	289
8.	Antonio Speed	1995, 97-99	139	148	287
9.	William Montford	2004-07	122	158	280
10.	Jeremy Grable	2010-13	120	139	259

INTERCEPTIONS

No.	Player	Years	INT	Yds.	TD
1.	Dallis Smith*	1983-86	21	209	0
2.	Sherard Reynolds	2005-08	14	389	2
	Jimmy Francis	1982-85	14	160	0
4.	Deon Searcy	1987-90	12	73	0
5.	Kenny Moore	2013-16	11	236	2
6.	Wesley Brown	2000-03	10	220	0
	Tony Hill	1991-94	10	157	1
	Calvin Orr	1986-89	10	172	0
	Brandon Roe	2016-17	10	258	2
10.	5x (Last Harrison Dreiling)	2016-17	9	131	0

PASS DEFLECTIONS

No.	Player	Years	PD
1.	Dallis Smith	1983-86	40
2.	Matt Pierce	2009-12	35
3.	Vaughn Clark	1996-99	28
4.	Deon Searcy	1987-90	27
5.	Ced Dickerson	1999-02	26
	Calvin Orr	1986-89	26
7.	Jimmy Francis	1982-85	25
	Kenny Moore	2013-16	25
9.	Maurice Leggett	2004-07	23
	Dennis Smith	1983-86	23

SACKS

No.	Player	Years	TD
1.	Andre Hampton	1991-94	34.0
	Antonio Edwards	1989-92	34.0
3.	Robert Morris	1986-89	29.0
4.	Marlin Adams	2000-03	28.0
5.	Richard Freeman	1996-97	22.0
6.	Antonio Speed	1995, 97-99	20.0
7.	Tim Thompson	2002-05	17.5
8.	Arto Vartanian	1997-98	16.0
9.	Lawrence Virgil	2010-13	15.5
10.	Tommy Johnson	1994-95	15.0

TACKLES FOR LOSS

No.	Player	Years	TFL
1.	Tim Thompson	2002-05	49.0
2.	Marlin Adams	2000-03	48.5
3.	Antonio Speed	1995, 97-99	41.0
4.	Jesse Sutton	1995-98	40.0
5.	Dewayne Smith	2001-02	39.0
6.	Larry Dean	2007-10	33.0
7.	Lawrence Virgil	2010-13	29.0
8.	Reggie Rhodes	2001-02	28.0
9.	Fatari Lyons	2001-02	27.0
	Robert Morris	1986-89	27.0



Valdosta State Football
Valdosta State Overall Team Statistics (as of Nov 02, 2022)
All games



Team Statistics	VSU	OPP
SCORING	342	347
Points Per Game	38.0	38.6
Points Off Turnovers	33	55
FIRST DOWNS	212	218
Rushing	96	117
Passing	96	90
Penalty	20	11
RUSHING YARDAGE	1892	2398
Yards gained rushing	2033	2548
Yards lost rushing	141	150
Rushing Attempts	320	413
Average Per Rush	5.9	5.8
Average Per Game	210.2	266.4
TDs Rushing	15	29
PASSING YARDAGE	2498	1943
Comp-Att-Int	165-307-6	152-249-6
Average Per Pass	8.1	7.8
Average Per Catch	15.1	12.8
Average Per Game	277.6	215.9
TDs Passing	26	19
TOTAL OFFENSE	4390	4341
Total Plays	627	662
Average Per Play	7.0	6.6
Average Per Game	487.8	482.3
KICK RETURNS: #-Yards	36-816	38-738
PUNT RETURNS: #-Yards	12-123	8-61
INT RETURNS: #-Yards	6-102	6-55
KICK RETURN AVERAGE	22.7	19.4
PUNT RETURN AVERAGE	10.2	7.6
INT RETURN AVERAGE	17.0	9.2
FUMBLES-LOST	10-5	7-3
PENALTIES-Yards	58-559	66-663
Average Per Game	62.1	73.7
PUNTS-Yards	27-950	34-1269
Average Per Punt	35.2	37.3
Net punt average	32.2	32.5
KICKOFFS-Yards	60-3473	61-3202
Average Per Kick	57.9	52.5
Net kick average	38.5	33.8
TIME OF POSSESSION/Game	27:54	32:06
3RD-DOWN Conversions	49/114	70/129
3rd-Down Pct	43%	54%
4TH-DOWN Conversions	7/17	7/18
4th-Down Pct	41%	39%
SACKS BY-Yards	7-39	3-16
MISC YARDS	0	-3
TOUCHDOWNS SCORED	43	48
FIELD GOALS-ATTEMPTS	13-18	4-6
ON-SIDE KICKS	0-4	0-0
RED-ZONE SCORES	(38-42) 90%	(32-38) 84%
RED-ZONE TOUCHDOWNS	(28-42) 67%	(31-38) 82%
PAT-ATTEMPTS	(37-38) 97%	(45-48) 94%
ATTENDANCE	15412	10707
Games/Avg Per Game	4/3853	5/2141
Neutral Site Games		0/0

Score by Quarters	1st	2nd	3rd	4th	OT	Total
Valdosta State	57	74	95	116	0	342
Opponents	62	138	92	55	0	347



Valdosta State Football
Valdosta State Overall Individual Statistics (as of Nov 02, 2022)
All games



Rushing	gp-gs	att	gain	loss	net	avg	td	lg	avg/g
Jamar Thompkins	9-6	111	724	15	709	6.4	5	32	78.8
Seth McGill	9-6	116	698	37	661	5.7	4	48	73.4
Ivory Durham	9-9	65	458	51	407	6.3	4	75	45.2
Travis Tisdale	9-1	14	110	1	109	7.8	2	46	12.1
Estin Thiele	9-0	1	17	0	17	17.0	0	17	1.9
James Chaney	9-0	4	13	0	13	3.2	0	4	1.4
Kiaran Turner	9-0	1	11	0	11	11.0	0	11	1.2
Jeremiah Campbell	9-9	0	5	0	5	0.0	0	0	0.6
B.K. Smith	9-8	0	-3	0	-3	0.0	0	0	-0.3
John Miller	4-0	1	0	5	-5	-5.0	0	0	-1.2
Council Allen	8-3	2	0	9	-9	-4.5	0	0	-1.1
TEAM	4-0	5	0	23	-23	-4.6	0	0	-5.8
Total	9	320	2033	141	1892	5.9	15	75	210.2
Opponents	9	413	2548	150	2398	5.8	29	78	266.4

Passing	gp-gs	effic	comp-att-int	pct	yds	td	lg	avg/g
Ivory Durham	9-9	141.27	162-304-6	53.3	2384	24	75	264.9
Seth McGill	9-6	871.00	2-2-0	100.0	105	2	55	11.7
Sammy Edwards	9-0	175.60	1-1-0	100.0	9	0	9	1.0
Total	9	146.13	165-307-6	53.7	2498	26	75	277.6
Opponents	9	146.95	152-249-6	61.0	1943	19	64	215.9

Receiving	gp-gs	no.	yds	avg	td	lg	avg/g
B.K. Smith	9-8	37	646	17.5	6	72	71.8
Victor Talley	9-7	34	533	15.7	6	61	59.2
Seth McGill	9-6	18	84	4.7	0	23	9.3
Council Allen	8-3	17	247	14.5	2	75	30.9
Davie Henderson	9-5	14	222	15.9	3	38	24.7
Travon Roberts	8-3	14	208	14.9	1	63	26.0
Ted Hurst	9-4	11	284	25.8	5	58	31.6
Jamar Thompkins	9-6	11	133	12.1	1	36	14.8
Justin Jeffery	9-0	4	97	24.2	2	31	10.8
Noah Gillan	9-2	3	16	5.3	0	7	1.8
Jerson Jacques	5-0	1	21	21.0	0	21	4.2
Kiaran Turner	9-0	1	7	7.0	0	7	0.8
Total	9	165	2498	15.1	26	75	277.6
Opponents	9	152	1943	12.8	19	64	215.9

Punt Returns	no.	yds	avg	td	lg
Travon Roberts	6	52	8.7	0	25
B.K. Smith	4	28	7.0	0	12
Council Allen	1	18	18.0	0	0
Akil Lampley	1	25	25.0	1	25
Victor Talley	0	0	0.0	1	0
Total	12	123	10.2	2	25
Opponents	8	61	7.6	0	23

Interceptions	no.	yds	avg	td	lg
Michael Gayden	1	0	0.0	0	0
Ravarius Rivers	1	0	0.0	0	0
Sean Colman	1	0	0.0	0	0
Jordan Billups	1	65	65.0	0	65
Phillip Starks	1	0	0.0	0	0
Jameon Gaskin	1	37	37.0	0	37
Total	6	102	17.0	0	65
Opponents	6	55	9.2	0	35

Kick Returns	no.	yds	avg	td	lg
Seth McGill	29	701	24.2	0	47
Travis Tisdale	3	70	23.3	0	33
Travon Roberts	1	27	27.0	0	17
Aree Booker	1	4	4.0	0	4
Ravarius Rivers	1	12	12.0	0	12
James Chaney	1	2	2.0	0	0
Total	36	816	22.7	0	47
Opponents	38	738	19.4	0	60

Fumble Returns	no.	yds	avg	td	lg
Total	0	0	0.0	0	0
Opponents	0	0	0.0	0	0



Valdosta State Football
Valdosta State Sacks Game-by-Game (as of Nov 02, 2022)
All games

SACKS	UA-A	Total	KU	VUU	MILES	SU	DSU	UWA	MC	UWG	CRUSAD
Michael Gayden DL	2-1	2.5	0.5-5	-	1.0-6	-	-	-	-	DNP	1.0-3
Brian Rattery DL	2-0	2.0	-	-	-	-	-	-	-	-	2.0-10
Isaiah Curry DL	1-0	1.0	-	-	-	-	-	-	DNP	DNP	1.0-2
Terrell Dudley LB	1-0	1.0	-	-	1.0-9	-	DNP	-	-	-	-
J. Martin DL	0-1	0.5	0.5-4	-	-	-	-	-	DNP	DNP	DNP

Scoring	td	fg	PAT				dxp	saf	pts
			kick	rush	rcv	pass			
Estin Thiele	-	13-18	37-38	-	-	-	-	-	76
Victor Talley	7	-	-	-	-	-	-	-	42
Jamar Thompson	6	-	-	-	-	-	-	-	36
B.K. Smith	6	-	-	-	-	-	-	-	36
Ted Hurst	5	-	-	-	1	-	-	-	32
Ivory Durham	4	-	-	-	-	4-5	-	-	24
Seth McGill	4	-	-	-	-	-	-	-	24
Davie Henderson	3	-	-	-	-	-	-	-	18
Council Allen	2	-	-	-	2	-	-	-	16
Justin Jeffery	2	-	-	-	-	-	-	-	12
Travis Tisdale	2	-	-	-	-	-	-	-	12
Akil Lampley	1	-	-	-	-	-	-	-	6
Travon Roberts	1	-	-	-	-	-	-	-	6
Noah Gillan	-	-	-	-	1	-	-	-	2
Dwayne Thompson II	-	-	-	-	-	-	-	-	0
Total	43	13-18	37-38	-	4	4-5	-	-	342
Opponents	48	4-6	45-48	-	-	-	-	1	347

Total Offense	g	plays	rush	pass	total	avg/g
Ivory Durham	9	369	407	2384	2791	310.1
Seth McGill	9	118	661	105	766	85.1
Jamar Thompson	9	111	709	0	709	78.8
Travis Tisdale	9	14	109	0	109	12.1
Estin Thiele	9	1	17	0	17	1.9
James Chaney	9	4	13	0	13	1.4
Kiaran Turner	9	1	11	0	11	1.2
Sammy Edwards	9	1	0	9	9	1.0
Jeremiah Campbell	9	0	5	0	5	0.6
B.K. Smith	9	0	-3	0	-3	-0.3
John Miller	4	1	-5	0	-5	-1.2
Council Allen	8	2	-9	0	-9	-1.1
TEAM	4	5	-23	0	-23	-5.8
Total	9	627	1892	2498	4390	487.8
Opponents	9	662	2398	1943	4341	482.3

Field Goals	fg	pct.	01-19	20-29	30-39	40-49	50-99	lg	blk
Estin Thiele	13-18	72.2	0-0	6-6	4-6	3-5	0-1	45	2

FG Sequence	Valdosta State	Opponents
Keiser	(35),(38),(36),(22),(45)	-
Virginia Union	(36),(42)	(39)
Miles College	48	-
Shorter University	(26),(26)	(41),34
Delta State	(22),33	-
West Alabama	49,(28),38	46,(41),(30)
Mississippi College	(44)	-
West Georgia	(26)	-
North Greenville	54	-

Punting	no.	yds	avg	lg	tb	fc	i20	50+	blk
Estin Thiele	21	757	36.0	58	1	3	7	4	0
John Miller	6	193	32.2	40	0	0	0	0	0
Total	27	950	35.2	58	1	3	7	4	0
Opponents	34	1269	37.3	59	2	5	6	4	2

Kickoffs	no.	yds	avg	tb	ob	retn	net	ydln
Austin McKay	34	1806	53.1	2	3			
Estin Thiele	26	1667	64.1	15	0			
Total	60	3473	57.9	17	3	19.4	38.5	26
Opponents	61	3202	52.5	13	3	22.7	33.8	31

Numbers in (parentheses) indicate field goal was made.

All Purpose	g	rush	rcv	pr	kr	ir	total	avg/g
Seth McGill	9	661	84	0	701	0	1446	160.7
Jamar Thompkin	9	709	133	0	0	0	842	93.6
B.K. Smith	9	-3	646	28	0	0	671	74.6
Victor Talley	9	0	533	0	0	0	533	59.2
Ivory Durham	9	407	0	0	0	0	407	45.2
Travon Roberts	8	0	208	52	27	0	287	35.9
Ted Hurst	9	0	284	0	0	0	284	31.6
Council Allen	8	-9	247	18	0	0	256	32.0
Davie Henderso	9	0	222	0	0	0	222	24.7
Travis Tisdale	9	109	0	0	70	0	179	19.9
Justin Jeffery	9	0	97	0	0	0	97	10.8
Jordan Billups	8	0	0	0	0	65	65	8.1
Jameon Gaskin	6	0	0	0	0	37	37	6.2
Akil Lampley	9	0	0	25	0	0	25	2.8
Jerson Jacques	5	0	21	0	0	0	21	4.2
Kiaran Turner	9	11	7	0	0	0	18	2.0
Estin Thiele	9	17	0	0	0	0	17	1.9
Noah Gillan	9	0	16	0	0	0	16	1.8
James Chaney	9	13	0	0	2	0	15	1.7
Ravarius Rivers	7	0	0	0	12	0	12	1.7
Jeremiah Camp	9	5	0	0	0	0	5	0.6
Aree Booker	9	0	0	0	4	0	4	0.4
John Miller	4	-5	0	0	0	0	-5	-1.2
TEAM	4	-23	0	0	0	0	-23	-5.8
Total	9	1892	2498	123	816	102	5431	603.4



Valdosta State Football
Valdosta State Overall Defensive Statistics (as of Nov 02, 2022)
All games



#	Defensive Leaders	gp-gs	Tackles				Sacks no-yds	Pass defense			Fumbles		blkd	
			ua	a	tot	tfl/yds		int-yds	brup	qbh	rcv-yds	ff	kick	saf
47	Jameon Gaskin	6-4	24	36	60	2.0-3	.	1-37	2	2	.	1	.	.
41	Terrell Dudley	8-3	18	30	48	2.0-13	1.0-9	.	1
21	Phillip Starks	9-9	20	27	47	1.5-2	.	1-0	1	2
51	Michael Gayden	8-8	17	25	42	5.5-23	2.5-14	1-0	.	2
92	Antar Thompson	9-5	20	15	35	2.0-2	.	.	.	3	1-0	.	.	.
32	Jordan Billups	8-7	15	20	35	1.5-5	.	1-65	2
10	Eric Ross	8-7	25	10	35	1.0-1	.	.	1
3	Jackson Bull	5-2	17	13	30	1.0-5	.	.	1	1
91	Brian Rattery	9-7	11	18	29	3.0-12	2.0-10	.	.	2
7	Sean Colman	5-3	16	10	26	.	.	1-0	1	.
36	Akil Lampley	9-5	11	14	25	0.5-0	.	.	2	1	.	.	1	.
25	Jordan Jones	8-1	11	12	23
34	Darrien Young	9-9	11	9	20	.	.	.	8
26	Ravarius Rivers	7-1	12	7	19	0.5-1	.	1-0
35	Julian Baldi	4-0	13	5	18	1.0-1
54	Larry Brooks	7-0	7	11	18	3.0-5	.	.	.	1
56	Torren Calhoun	9-9	5	13	18	3.0-6	.	.	.	4
44	Javiontae Martin	6-4	6	11	17	2.5-8	0.5-4	.	.	1	.	.	1	.
0	Dwayne Thompson II	4-1	10	5	15
37	La'Ken Nettles	9-3	9	6	15	0.5-0
35	Donte Carpenter	4-2	6	7	13	.	.	.	1
31	Travis Cooper	5-2	10	3	13	.	.	.	1
28	Aaron Dawson	6-3	5	7	12	.	.	.	1	.	1-0	1	.	.
55	Pierre Hayes	9-2	6	6	12	2.0-2	1-0	.	.	.
97	Jaden Blount	7-0	4	6	10	.	.	.	1
48	Isaiah Curry	7-0	4	5	9	1.0-2	1.0-2
42	Aree Booker	9-0	3	4	7	1.0-2
40	Jaylen Dunbar	5-0	3	4	7	0.5-1
45	Deion Coleman	4-0	4	2	6
27	Montae Boyd	3-1	3	2	5
22	La'Darius Henry	4-1	4	1	5
15	Justin Jeffery	9-0	3	2	5
19	Marcel Williams	6-0	2	2	4	.	.	.	1
96	Bryce Robinson	8-0	2	2	4
38	Tanjuatco Gelin	5-0	4	.	4
8	Council Allen	8-3	2	1	3	1	.
99	Armon Williams	3-0	1	2	3
46	Austin McKay	7-0	3	.	3
24	James Chaney	9-0	2	1	3
13	Victor Talley	9-7	.	3	3
75	Anwar Johnson	9-0	1	1	2
88	Damarkus Robins	2-0	.	1	1
81	Jerson Jacques	5-0	.	1	1
20	Jamar Thompkins	9-6	.	1	1
39	Jalen Norwood	2-0	.	1	1	1
5	Kiaran Turner	9-0	1	.	1
23	Micah Dennis	2-0	1
Total		9	351	362	713	35-94	7-39	6-102	24	20	3-0	2	4	.
Opponents		9	276	291	567	39-119	3-16	6-55	29	24	5-0	6	2	1



Valdosta State Football
Valdosta State Team Game-by-Game (as of Nov 02, 2022)
All games



TEAM STATISTICS

Date	Opponent	Rushing				Receiving				Passing				Kick Returns				Punt Returns				tot off
		no.	yds	td	lg	no.	yds	td	lg	cmp-att-int	yds	td	lg	no.	yds	td	lg	no.	yds	td	lg	
Sep 01	KEISER	36	193	2	24	17	270	1	45	17-39-0	270	1	45	3	87	0	42	1	-10	0	0	463
Sep 10	VIRGINIA UNION	28	202	0	32	35	323	5	31	35-58-1	323	5	31	3	87	0	43	2	13	0	12	525
Sep 17	at Miles College	38	341	2	46	14	359	6	75	14-27-0	359	6	75	2	33	0	33	2	15	0	9	700
Sep 24	at Shorter University	28	176	4	48	17	237	0	63	17-30-1	237	0	63	2	13	0	11	0	0	0	0	413
Oct 01	at Delta State	30	180	1	28	19	240	3	55	19-38-1	240	3	55	7	181	0	47	0	0	0	0	420
Oct 08	WEST ALABAMA	38	184	1	22	17	215	2	43	17-31-2	215	2	43	3	77	0	46	1	25	1	25	399
Oct 15	MISSISSIPPI COLLEGE	38	303	2	75	16	319	3	64	16-25-0	319	3	64	7	102	0	34	0	0	0	0	622
Oct 22	at West Georgia	35	87	1	12	12	227	1	61	12-31-1	227	1	61	7	176	0	42	0	0	0	0	314
Oct 29	at North Greenville	49	226	2	27	18	308	5	72	18-28-0	308	5	72	2	60	0	32	6	80	1	25	534
		320	1892	15	75	165	2498	26	75	165-307-6	2498	26	75	36	816	0	47	12	123	2	25	4390
Opponents		413	2398	29	78	152	1943	19	64	152-249-6	1943	19	64	38	738	0	60	8	61	0	23	4341

Games: 9 • Avg/rush: 5.9 • Avg/catch: 15.1 • Pass eff: 146.13 • KR avg: 22.7 • PR avg: 10.2 • All purpose avg/game: 603.4 • Total offense avg/gm: 487.8

		Tackles				Sacks	Fumble		Pass Defense			blkd	PAT Attempts				off		
Date	Opponent	ua	a	total	tfl-yds	no-yds	ff	fr-yds	int-yds	qbh	brup	kick	kick	rush	rcv	saf	t/o	pts	
Sep 01	KEISER	32	40	72	6.0-15	1.0-9	0	0-0	3-37	8	2	0	3-3	0	0	0	9	36	
Sep 10	VIRGINIA UNION	33	28	61	3.0-6	0.0-0	2	2-0	0-0	2	2	0	4-4	0	0	0	7	40	
Sep 17	at Miles College	47	8	55	6.0-24	2.0-15	0	0-0	1-0	1	5	0	7-8	0	0	0	7	55	
Sep 24	at Shorter University	40	46	86	1.0-1	0.0-0	0	0-0	1-65	1	3	2	4-4	0	0	0	3	34	
Oct 01	at Delta State	47	64	111	3.0-4	0.0-0	0	0-0	0-0	0	1	0	4-4	0	0	0	0	31	
Oct 08	WEST ALABAMA	44	50	94	2.0-4	0.0-0	0	0-0	0-0	0	2	1	4-4	0	0	0	0	31	
Oct 15	MISSISSIPPI COLLEGE	33	52	85	1.0-1	0.0-0	0	1-0	0-0	0	1	0	3-3	0	2	0	0	40	
Oct 22	at West Georgia	38	46	84	3.0-4	0.0-0	0	0-0	0-0	0	3	0	2-2	0	0	0	0	17	
Oct 29	at North Greenville	37	28	65	10.0-35	4.0-15	0	0-0	1-0	8	5	1	6-6	0	2	0	7	58	
		351	362	713	35.0-94	7.0-39	2	3-0	6-102	20	24	4	37-38	0	4	0	33	342	
Opponents		276	291	567	39.0-119	3.0-16	6	5-0	6-55	24	29	2	45-48	0	0	1	55	347	

		Punting									Field Goals			Kickoffs				
Date	Opponent	no.	yds	avg	long	blkd	tb	fc	50+	i20	md-att	long	blkd	no.	yds	avg	tb	ob
Sep 01	KEISER	2	72	36.0	38	0	0	0	0	0	5-5	45	0	8	481	60.1	2	0
Sep 10	VIRGINIA UNION	1	19	19.0	19	0	0	0	0	0	2-2	42	0	7	447	63.9	4	0
Sep 17	at Miles College	4	157	39.2	50	0	0	1	1	1	0-1	0	1	9	433	48.1	2	2
Sep 24	at Shorter University	4	115	28.8	51	0	0	0	1	2	2-2	26	0	6	327	54.5	1	1
Oct 01	at Delta State	4	168	42.0	50	0	0	0	1	0	1-2	22	0	5	235	47.0	1	0
Oct 08	WEST ALABAMA	2	90	45.0	58	0	1	1	1	1	1-3	28	0	5	306	61.2	0	0
Oct 15	MISSISSIPPI COLLEGE	2	78	39.0	43	0	0	1	0	2	1-1	44	0	6	346	57.7	0	0
Oct 22	at West Georgia	3	73	24.3	29	0	0	0	0	0	1-1	26	0	4	260	65.0	1	0
Oct 29	at North Greenville	5	178	35.6	40	0	0	0	0	1	0-1	0	1	10	638	63.8	6	0
		27	950	35.2	58	0	1	3	4	7	13-18	45	2	60	3473	57.9	17	3
Opponents		34	1269	37.3	59	2	2	5	4	6	4-6	41	1	61	3202	52.5	13	3



Valdosta State Football
Valdosta State Opponent Game-by-Game (as of Nov 02, 2022)
All games



OPPONENT STATISTICS

Date	Opponent	Rushing				Receiving				Passing				Kick Returns				Punt Returns				tot off
		no.	yds	td	lg	no.	yds	td	lg	cmp-att-int	yds	td	lg	no.	yds	td	lg	no.	yds	td	lg	
Sep 01	KEISER	31	126	1	17	22	263	2	43	22-42-3	263	2	43	5	171	0	60	0	0	0	0	389
Sep 10	VIRGINIA UNION	46	352	5	52	8	86	1	25	8-16-0	86	1	25	3	55	0	20	1	5	0	0	438
Sep 17	at Miles College	44	115	1	13	7	69	0	23	7-18-1	69	0	23	4	89	0	47	1	9	0	9	184
Sep 24	at Shorter University	48	235	3	26	15	231	1	58	15-28-1	231	1	58	4	74	0	25	2	11	0	8	466
Oct 01	at Delta State	51	287	5	31	34	416	5	63	34-38-0	416	5	63	4	38	0	21	3	36	0	23	703
Oct 08	WEST ALABAMA	57	327	2	42	14	176	2	29	14-31-0	176	2	29	5	118	0	46	0	0	0	0	503
Oct 15	MISSISSIPPI COLLEGE	61	598	6	78	1	41	1	41	1-2-0	41	1	41	6	90	0	19	0	0	0	0	639
Oct 22	at West Georgia	43	259	4	33	26	337	4	64	26-34-0	337	4	64	3	58	0	28	0	0	0	0	596
Oct 29	at North Greenville	32	99	2	38	25	324	3	64	25-40-1	324	3	64	4	45	0	28	1	0	0	0	423
Valdosta State		413	2398	29	78	152	1943	19	64	152-249-6	1943	19	64	38	738	0	60	8	61	0	23	4341
Valdosta State		320	1892	15	75	165	2498	26	75	165-307-6	2498	26	75	36	816	0	47	12	123	2	25	4390

Games: 9 • Avg/rush: 5.8 • Avg/catch: 12.8 • Pass effic: 146.95 • KR avg: 19.4 • PR avg: 7.6 • All purpose avg/game: 577.2 • Total offense avg/gm: 482.3

		Tackles				Sacks	Fumble		Pass Defense			blkd	PAT Attempts			off		
Date	Opponent	ua	a	total	tfl-yds	no-yds	ff	fr-yds	int-yds	qbh	brup	kick	kick	rush	rcv	saf	t/o	pts
Sep 01	KEISER	35	30	65	1.0-3	0.0-0	1	1-0	0-0	5	3	0	3-3	0	0	0	7	21
Sep 10	VIRGINIA UNION	39	36	75	4.0-12	0.0-0	1	1-0	1-35	1	5	0	6-6	0	0	0	3	45
Sep 17	at Miles College	35	14	49	4.0-20	0.0-0	0	0-0	0-0	1	4	1	1-1	0	0	0	0	7
Sep 24	at Shorter University	28	23	51	4.0-16	1.0-9	0	0-0	1-0	2	4	0	3-4	0	0	0	7	30
Oct 01	at Delta State	29	30	59	3.0-6	0.0-0	0	0-0	1-20	2	2	0	10-10	0	0	0	7	70
Oct 08	WEST ALABAMA	30	40	70	7.0-12	1.0-2	1	0-0	2-0	1	1	0	4-4	0	0	0	3	34
Oct 15	MISSISSIPPI COLLEGE	17	24	41	3.0-10	0.0-0	1	1-0	0-0	1	2	0	7-7	0	0	0	7	49
Oct 22	at West Georgia	35	24	59	8.0-25	0.0-0	1	1-0	1-0	5	5	0	6-8	0	0	0	14	54
Oct 29	at North Greenville	28	70	98	5.0-15	1.0-5	1	1-0	0-0	6	3	1	5-5	0	0	1	7	37
Valdosta State		276	291	567	39.0-119	3.0-16	6	5-0	6-55	24	29	2	45-48	0	0	1	55	347
		351	362	713	35.0-94	7.0-39	2	3-0	6-102	20	24	4	37-38	0	4	0	33	342

		Punting									Field Goals			Kickoffs				
Date	Opponent	no.	yds	avg	long	blkd	tb	fc	50+	i20	md-att	long	blkd	no.	yds	avg	tb	ob
Sep 01	KEISER	3	123	41.0	46	0	0	0	0	0	0-0	0	0	4	227	56.8	0	1
Sep 10	VIRGINIA UNION	4	176	44.0	48	0	0	2	0	1	1-1	39	0	9	382	42.4	3	1
Sep 17	at Miles College	11	386	35.1	55	0	0	3	1	3	0-0	0	0	2	107	53.5	0	0
Sep 24	at Shorter University	2	65	32.5	35	0	0	0	0	0	1-2	41	1	6	249	41.5	1	0
Oct 01	at Delta State	0	0	0.0	0	0	0	0	0	0	0-0	0	0	11	673	61.2	3	0
Oct 08	WEST ALABAMA	3	50	16.7	26	1	0	0	0	0	2-3	41	0	6	280	46.7	0	0
Oct 15	MISSISSIPPI COLLEGE	0	0	0.0	0	0	0	0	0	0	0-0	0	0	8	401	50.1	1	0
Oct 22	at West Georgia	2	73	36.5	37	0	0	0	0	1	0-0	0	0	9	506	56.2	1	1
Oct 29	at North Greenville	9	396	44.0	59	1	2	0	3	1	0-0	0	0	6	377	62.8	4	0
		34	1269	37.3	59	2	2	5	4	6	4-6	41	1	61	3202	52.5	13	3
Valdosta State		27	950	35.2	58	0	1	3	4	7	13-18	45	2	60	3473	57.9	17	3



Valdosta State Football
Valdosta State Combined Team Statistics (as of Nov 02, 2022)
All games



Date	Opponent	Score	Att.	Record:	Overall	Home	Away	Neutral
Sep 01, 2022	#7 KEISER	W 36-21	5381	All games	4-5	1-3	3-2	0-0
Sep 10, 2022	VIRGINIA UNION	L 40-45	4001	Conference	2-4	0-2	2-2	0-0
Sep 17, 2022	at Miles College	W 55-7	1142	Non-Conference	2-1	1-1	1-0	0-0
* Sep 24, 2022	at Shorter University	W 34-30	1107					
* Oct 01, 2022	at #25 Delta State	L 31-70	3000					
* Oct 08, 2022	WEST ALABAMA	L 31-34	2248					
* Oct 15, 2022	MISSISSIPPI COLLEGE	L 40-49	3782					
* Oct 22, 2022	at #25 West Georgia	L 17-54	2583					
* Oct 29, 2022	at North Greenville	W 58-37	2875					

Rushing	gp-gs	att	gain	loss	net	avg	td	lg	avg/g
Jamar Thompkins	9-6	111	724	15	709	6.4	5	32	78.8
Seth McGill	9-6	116	698	37	661	5.7	4	48	73.4
Ivory Durham	9-9	65	458	51	407	6.3	4	75	45.2
Travis Tisdale	9-1	14	110	1	109	7.8	2	46	12.1
Estin Thiele	9-0	1	17	0	17	17.0	0	17	1.9
James Chaney	9-0	4	13	0	13	3.2	0	4	1.4
Kiaran Turner	9-0	1	11	0	11	11.0	0	11	1.2
Jeremiah Campbell	9-9	0	5	0	5	0.0	0	0	0.6
Total	9	320	2033	141	1892	5.9	15	75	210.2
Opponents	9	413	2548	150	2398	5.8	29	78	266.4

Passing	gp-gs	effc	comp-att-int	pct	yds	td	lg	avg/g
Ivory Durham	9-9	141.27	162-304-6	53.3	2384	24	75	264.9
Seth McGill	9-6	871.00	2-2-0	100.0	105	2	55	11.7
Sammy Edwards	9-0	175.60	1-1-0	100.0	9	0	9	1.0
Total	9	146.13	165-307-6	53.7	2498	26	75	277.6
Opponents	9	146.95	152-249-6	61.0	1943	19	64	215.9

Receiving	gp-gs	no.	yds	avg	td	lg	avg/g
B.K. Smith	9-8	37	646	17.5	6	72	71.8
Victor Talley	9-7	34	533	15.7	6	61	59.2
Seth McGill	9-6	18	84	4.7	0	23	9.3
Council Allen	8-3	17	247	14.5	2	75	30.9
Davie Henderson	9-5	14	222	15.9	3	38	24.7
Travon Roberts	8-3	14	208	14.9	1	63	26.0
Ted Hurst	9-4	11	284	25.8	5	58	31.6
Jamar Thompkins	9-6	11	133	12.1	1	36	14.8
Justin Jeffery	9-0	4	97	24.2	2	31	10.8
Noah Gillan	9-2	3	16	5.3	0	7	1.8
Jerson Jacques	5-0	1	21	21.0	0	21	4.2
Kiaran Turner	9-0	1	7	7.0	0	7	0.8
Total	9	165	2498	15.1	26	75	277.6
Opponents	9	152	1943	12.8	19	64	215.9

Field Goals	fg	pct.	01-19	20-29	30-39	40-49	50-99	lg	blk
Estin Thiele	13-18	72.2	0-0	6-6	4-6	3-5	0-1	45	2

Scoring	td	fg	kick	rush	rcv	pass	dxp	saf	pts
Estin Thiele	-	13-18	37-38	-	-	-	-	-	76
Victor Talley	7	-	-	-	-	-	-	-	42
Jamar Thompkins	6	-	-	-	-	-	-	-	36
B.K. Smith	6	-	-	-	-	-	-	-	36
Ted Hurst	5	-	-	-	1	-	-	-	32
Seth McGill	4	-	-	-	-	-	-	-	24
Ivory Durham	4	-	-	-	-	4-5	-	-	24
Davie Henderson	3	-	-	-	-	-	-	-	18
Council Allen	2	-	-	-	2	-	-	-	16
Travis Tisdale	2	-	-	-	-	-	-	-	12
Justin Jeffery	2	-	-	-	-	-	-	-	12
Akil Lampley	1	-	-	-	-	-	-	-	6
Travon Roberts	1	-	-	-	-	-	-	-	6
Noah Gillan	-	-	-	-	1	-	-	-	2
Total	43	13-18	37-38	-	4	4-5	-	-	342
Opponents	48	4-6	45-48	-	-	-	-	1	347

Score by Quarters	1st	2nd	3rd	4th	OT	Total
Valdosta State	57	74	95	116	0	342
Opponents	62	138	92	55	0	347

Team Statistics	VSU	OPP
FIRST DOWNS	212	218
Rushing	96	117
Passing	96	90
Penalty	20	11
RUSHING YARDAGE	1892	2398
Rushing Attempts	320	413
Average Per Rush	5.9	5.8
Average Per Game	210.2	266.4
TDs Rushing	15	29
PASSING YARDAGE	2498	1943
Comp-Att-Int	165-307-6	152-249-6
Average Per Pass	8.1	7.8
Average Per Catch	15.1	12.8
Average Per Game	277.6	215.9
TDs Passing	26	19
TOTAL OFFENSE	4390	4341
Average Per Play	7.0	6.6
Average Per Game	487.8	482.3
KICK RETURNS: #Yards	36-816	38-738
PUNT RETURNS: #Yards	12-123	8-61
INT RETURNS: #Yards	6-102	6-55
FUMBLES-LOST	10-5	7-3
PENALTIES-Yards	58-559	66-663
PUNTS-AVG	27-35.2	34-37.3
TIME OF POSSESSION/Game	27:54	32:06
3RD-DOWN Conversions	49/114	70/129
4TH-DOWN Conversions	7/17	7/18

Interceptions	no.	yds	avg	td	lg
Jordan Billups	1	65	65.0	0	65
Phillip Starks	1	0	0.0	0	0
Jameon Gaskin	1	37	37.0	0	37
Michael Gayden	1	0	0.0	0	0
Ravarius Rivers	1	0	0.0	0	0
Sean Colman	1	0	0.0	0	0

Punting	no.	yds	avg	lg	tb	fc	i20	50+	blk
Estin Thiele	21	757	36.0	58	1	3	7	4	0
John Miller	6	193	32.2	40	0	0	0	0	0

Punt Returns	no.	yds	avg	td	lg
Travon Roberts	6	52	8.7	0	25
B.K. Smith	4	28	7.0	0	12
Council Allen	1	18	18.0	0	0
Akil Lampley	1	25	25.0	1	25
Victor Talley	0	0	0.0	1	0
Total	12	123	10.2	2	25
Opponents	8	61	7.6	0	23

Kick Returns	no.	yds	avg	td	lg
Seth McGill	29	701	24.2	0	47
Travis Tisdale	3	70	23.3	0	33
James Chaney	1	2	2.0	0	0
Aree Booker	1	4	4.0	0	4
Ravarius Rivers	1	12	12.0	0	12
Travon Roberts	1	27	27.0	0	17
Total	36	816	22.7	0	47
Opponents	38	738	19.4	0	60

All Purpose	g	rush	rcv	pr	kr	ir	total	avg/g
Seth McGill	9	661	84	0	701	0	1446	160.7
Jamar Thompkin	9	709	133	0	0	0	842	93.6
B.K. Smith	9	-3	646	28	0	0	671	74.6
Victor Talley	9	0	533	0	0	0	533	59.2
Ivory Durham	9	407	0	0	0	0	407	45.2
Travon Roberts	8	0	208	52	27	0	287	35.9
Ted Hurst	9	0	284	0	0	0	284	31.6
Council Allen	8	-9	247	18	0	0	256	32.0
Davie Henderson	9	0	222	0	0	0	222	24.7
Travis Tisdale	9	109	0	0	70	0	179	19.9
Total	9	1892	2498	123	816	102	5431	603.4
Opponents	9	2398	1943	61	738	55	5195	577.2



Valdosta State Football
Valdosta State Total Tackles Game-by-Game (as of Nov 02, 2022)
All games

Total Tackles	UA-A	Total	KU	VUU	MILES	SU	DSU	UWA	MC	UWG	CRUSAD
Jameon Gaskin	24-36	60	2-7	4-3	DNP	5-6	4-8	6-5	3-7	DNP	DNP
Terrell Dudley LB	18-30	48	-	-	9-0	0-2	DNP	1-9	1-6	3-9	4-4
Phillip Starks LB	20-27	47	5-2	2-3	1-0	3-4	0-2	0-2	4-6	2-4	3-4
Michael Gayden DL	17-25	42	0-5	2-3	3-0	4-6	5-5	1-4	-	DNP	2-2
Eric Ross DB	25-10	35	1-2	DNP	2-2	3-2	3-2	5-0	4-0	3-1	4-1
Antar Thompson DL	20-15	35	2-2	1-1	3-0	3-1	4-4	0-1	2-3	5-3	-
Jordan Billups DB	15-20	35	DNP	-	3-2	2-2	2-2	3-3	0-5	3-5	2-1
Jackson Bull LB	17-13	30	DNP	DNP	DNP	1-2	DNP	2-0	5-7	3-2	6-2
Brian Rattery DL	11-18	29	1-4	-	1-0	0-1	0-3	3-3	1-3	2-3	3-1
Sean Colman DB	16-10	26	2-1	DNP	DNP	3-0	7-5	3-3	1-1	DNP	DNP
Akil Lampley LB	11-14	25	5-5	1-2	1-1	2-2	2-3	-	-	0-1	-
Jordan Jones DB	11-12	23	1-0	-	3-1	1-1	3-4	3-6	-	-	DNP
Darrien Young DB	11-9	20	1-0	1-1	-	1-3	4-0	0-1	2-1	0-2	2-1
Ravarius Rivers DB	12-7	19	2-0	4-1	-	DNP	3-2	DNP	2-3	0-1	1-0
Julian Baldi LB	13-5	18	DNP	DNP	DNP	DNP	1-0	6-3	2-2	4-0	DNP
Larry Brooks DL	7-11	18	1-0	1-1	DNP	DNP	1-3	1-1	1-3	1-3	1-0
Torren Calhoun DL	5-13	18	0-5	2-0	-	1-1	0-1	1-2	0-2	-	1-2
J. Martin DL	6-11	17	1-4	2-2	1-0	2-3	0-1	0-1	DNP	DNP	DNP
La'Ken Nettles DB	9-6	15	-	2-1	-	3-1	1-2	-	1-0	2-2	-
D. Thompson II DB	10-5	15	2-0	DNP	DNP	3-3	2-1	3-1	DNP	DNP	DNP
Donte Carpenter LB	6-7	13	DNP	2-1	3-0	0-2	1-4	DNP	DNP	DNP	DNP
Travis Cooper DB	10-3	13	3-1	3-0	DNP	DNP	DNP	2-2	DNP	2-0	-
Pierre Hayes DL	6-6	12	-	1-2	3-0	-	0-3	-	-	1-0	1-1
Aaron Dawson DB	5-7	12	-	3-4	1-1	1-1	0-1	-	DNP	DNP	DNP
Jaden Blount DL	4-6	10	-	2-0	-	-	DNP	-	DNP	2-5	0-1
Isaiah Curry DL	4-5	9	-	-	3-0	-	-	0-2	DNP	DNP	1-3
Aree Booker LB	3-4	7	-	-	1-0	-	0-2	-	-	2-1	0-1
Jaylen Dunbar LB	3-4	7	DNP	DNP	1-1	1-0	0-2	-	1-1	DNP	DNP
Deion Coleman LB	4-2	6	1-2	DNP	DNP	DNP	DNP	-	DNP	1-0	2-0
Montae Boyd DB	3-2	5	DNP	DNP	DNP	DNP	DNP	DNP	0-2	-	3-0
Justin Jeffery	3-2	5	-	-	-	-	2-2	-	-	1-0	-
La'Darius Henry DB	4-1	5	DNP	DNP	DNP	DNP	1-0	2-0	-	1-1	DNP
Tanjatco Gelin	4-0	4	DNP	-	2-0	DNP	DNP	1-0	1-0	-	DNP
Marcel Williams DB	2-2	4	-	-	2-0	0-1	DNP	DNP	DNP	-	0-1
Bryce Robinson LS	2-2	4	-	-	1-0	-	0-2	-	-	DNP	1-0
Austin McKay	3-0	3	1-0	-	1-0	-	-	1-0	-	DNP	DNP
Council Allen	2-1	3	-	-	1-0	1-0	DNP	-	-	0-1	-
James Chaney	2-1	3	-	0-1	-	-	-	-	2-0	-	-
Armon Williams DL	1-2	3	DNP	DNP	1-0	0-1	DNP	DNP	DNP	0-1	DNP
Victor Talley	0-3	3	-	-	-	-	-	-	-	0-1	0-2
Anwar Johnson DL	1-1	2	-	-	-	-	1-0	0-1	-	-	-
Jerson Jacques	0-1	1	-	-	-	0-1	-	DNP	DNP	DNP	DNP
Kieran Turner	1-0	1	1-0	-	-	-	-	-	-	-	-
Damarkus Robins LB	0-1	1	-	0-1	DNP	DNP	DNP	DNP	DNP	DNP	DNP
Jamar Thompkins	0-1	1	-	0-1	-	-	-	-	-	-	-
Jalen Norwood DL	0-1	1	DNP	DNP	DNP	DNP	DNP	DNP	DNP	-	0-1

FUMBLES	No-Lost	KU	VUU	MILES	SU	DSU	UWA	MC	UWG	CRUSAD
Jamar Thompkins RB	3-2	2-1	-	-	-	-	-	-	1-1	-
Ivory Durham QB	2-1	-	-	-	-	-	1-0	-	-	1-1
Travon Roberts WR	2-1	1-0	-	DNP	-	-	-	1-1	-	-
James Chaney RB	1-0	-	-	-	1-0	-	-	-	-	-
TEAM	1-0	DNP	-	-	-	DNP	DNP	DNP	DNP	1-0
Seth McGill RB	1-1	-	1-1	-	-	-	-	-	-	-

FUMBLES FORCED	Number	KU	VUU	MILES	SU	DSU	UWA	MC	UWG	CRUSAD
Aaron Dawson	1	-	1	-	-	-	-	DNP	DNP	DNP
Jameon Gaskin	1	-	1	DNP	-	-	-	-	DNP	DNP

FUMBLES RECOVERED	Number	KU	VUU	MILES	SU	DSU	UWA	MC	UWG	CRUSAD
Antar Thompson	1	-	-	-	-	-	-	1	-	-
Pierre Hayes	1	-	1	-	-	-	-	-	-	-
Aaron Dawson	1	-	1	-	-	-	-	DNP	DNP	DNP



Valdosta State Football
Valdosta State By-Quarter Statistics (as of Nov 02, 2022)
All games



3rd-Down Conversions

Date	Opponent	Score	Overall	1st Qtr	2nd Qtr	3rd Qtr	4th Qtr	Overtime
Sep 01, 2022	KEISER	W 36-21	8-16 50.0	2-3 66.7	1-5 20.0	4-5 80.0	1-3 33.3	
Sep 10, 2022	VIRGINIA UNION	L 40-45	8-15 53.3	0-3 0.0	3-3 100.0	1-3 33.3	4-6 66.7	
Sep 17, 2022	at Miles College	W 55-7	4-10 40.0	0-2 0.0	2-4 50.0	1-3 33.3	1-1 100.0	
Sep 24, 2022	at Shorter University	W 34-30	3-9 33.3	0-2 0.0	1-4 25.0	1-1 100.0	1-2 50.0	
Oct 01, 2022	at Delta State	L 31-70	4-11 36.4	1-3 33.3	1-4 25.0	2-4 50.0	0-0 0.0	
Oct 08, 2022	WEST ALABAMA	L 31-34	5-14 35.7	1-2 50.0	1-3 33.3	1-4 25.0	2-5 40.0	
Oct 15, 2022	MISSISSIPPI COLLEGE	L 40-49	4-10 40.0	1-3 33.3	2-4 50.0	1-2 50.0	0-1 0.0	
Oct 22, 2022	at West Georgia	L 17-54	7-14 50.0	3-3 100.0	2-4 50.0	1-3 33.3	1-4 25.0	
Oct 29, 2022	at North Greenville	W 58-37	6-15 40.0	1-4 25.0	1-5 20.0	1-2 50.0	3-4 75.0	
Valdosta State			49-114 43.0	9-25 36.0	14-36 38.9	13-27 48.1	13-26 50.0	0-0 0.0
Opponents			70-129 54.3	21-33 63.6	18-34 52.9	13-27 48.1	18-35 51.4	0-0 0.0

4th-Down Conversions

Date	Opponent	Score	Overall	1st Qtr	2nd Qtr	3rd Qtr	4th Qtr	Overtime
Sep 01, 2022	KEISER	W 36-21	0-1 0.0	0-0 0.0	0-1 0.0	0-0 0.0	0-0 0.0	
Sep 10, 2022	VIRGINIA UNION	L 40-45	0-4 0.0	0-0 0.0	0-0 0.0	0-2 0.0	0-2 0.0	
Sep 17, 2022	at Miles College	W 55-7	1-1 100.0	0-0 0.0	0-0 0.0	1-1 100.0	0-0 0.0	
Sep 24, 2022	at Shorter University	W 34-30	0-0 0.0	0-0 0.0	0-0 0.0	0-0 0.0	0-0 0.0	
Oct 01, 2022	at Delta State	L 31-70	1-1 100.0	0-0 0.0	1-1 100.0	0-0 0.0	0-0 0.0	
Oct 08, 2022	WEST ALABAMA	L 31-34	2-3 66.7	0-0 0.0	0-0 0.0	1-1 100.0	1-2 50.0	
Oct 15, 2022	MISSISSIPPI COLLEGE	L 40-49	1-2 50.0	0-0 0.0	0-0 0.0	0-1 0.0	1-1 100.0	
Oct 22, 2022	at West Georgia	L 17-54	1-3 33.3	0-0 0.0	0-1 0.0	0-0 0.0	1-2 50.0	
Oct 29, 2022	at North Greenville	W 58-37	1-2 50.0	0-0 0.0	1-1 100.0	0-1 0.0	0-0 0.0	
Valdosta State			7-17 41.2	0-0 0.0	2-4 50.0	2-6 33.3	3-7 42.9	0-0 0.0
Opponents			7-18 38.9	2-3 66.7	0-2 0.0	3-4 75.0	2-9 22.2	0-0 0.0

Time of Possession

Date	Opponent	Score	Overall	1st Qtr	2nd Qtr	3rd Qtr	4th Qtr	Overtime
Sep 01, 2022	KEISER	W 36-21	28:13	4:22	7:47	8:51	7:13	
Sep 10, 2022	VIRGINIA UNION	L 40-45	34:08	9:04	5:07	10:17	9:40	
Sep 17, 2022	at Miles College	W 55-7	28:08	6:22	6:09	8:48	6:49	
Sep 24, 2022	at Shorter University	W 34-30	22:57	3:11	6:05	8:55	4:46	
Oct 01, 2022	at Delta State	L 31-70	26:17	8:20	6:02	7:30	4:25	
Oct 08, 2022	WEST ALABAMA	L 31-34	28:19	7:38	5:50	9:01	5:50	
Oct 15, 2022	MISSISSIPPI COLLEGE	L 40-49	25:41	6:40	8:14	6:26	4:21	
Oct 22, 2022	at West Georgia	L 17-54	25:55	7:11	3:49	5:58	8:57	
Oct 29, 2022	at North Greenville	W 58-37	31:27	6:26	7:32	6:14	11:15	
Valdosta State			Total	59:14	56:35	72:00	63:16	0:00
			Avg.	6:34	6:17	8:00	7:01	0:00
Opponents			Total	75:46	78:25	63:00	71:44	0:00
			Avg.	8:25	8:42	7:00	7:58	0:00



Valdosta State Football
Valdosta State Red-Zone Results (as of Nov 02, 2022)
All games



Valdosta State Inside Opponent Red-Zone

Date	Opponent	Score	Times		Total	Rush		Pass	FGs	Failed to score inside RZ						
			In RZ	Scored	Pts	TDs	TDs	TDs	Made	FGA	Down	Int	Fumb	Half	Game	
Sep 01, 2022	KEISER	W 36-21	5	5	23	2	2	0	3	0	0	0	0	0	0	0
Sep 10, 2022	VIRGINIA UNION	L 40-45	5	5	26	3	0	3	2	0	0	0	0	0	0	0
Sep 17, 2022	at Miles College	W 55-7	4	4	28	4	2	2	0	0	0	0	0	0	0	0
Sep 24, 2022	at Shorter University	W 34-30	6	6	34	4	4	0	2	0	0	0	0	0	0	0
Oct 01, 2022	at Delta State	L 31-70	5	4	24	3	1	2	1	1	0	0	0	0	0	0
Oct 08, 2022	WEST ALABAMA	L 31-34	4	3	17	2	1	1	1	0	0	1	0	0	0	0
Oct 15, 2022	MISSISSIPPI COLLEGE	L 40-49	4	4	29	4	2	2	0	0	0	0	0	0	0	0
Oct 22, 2022	at West Georgia	L 17-54	3	2	10	1	1	0	1	0	1	0	0	0	0	0
Oct 29, 2022	at North Greenville	W 58-37	6	5	37	5	2	3	0	0	0	0	0	1	0	0
Totals			42	38	228	28	15	13	10	1	1	1	0	1	0	0
			38 of 42 (90.5%)													

Opponents Inside Valdosta State Red-Zone

Date	Opponent	Score	Times		Total	Rush		Pass	FGs	Failed to score inside RZ						
			In RZ	Scored	Pts	TDs	TDs	TDs	Made	FGA	Down	Int	Fumb	Half	Game	
Sep 01, 2022	KEISER	W 36-21	4	2	14	2	1	1	0	0	1	1	0	0	0	0
Sep 10, 2022	VIRGINIA UNION	L 40-45	2	2	14	2	1	1	0	0	0	0	0	0	0	0
Sep 17, 2022	at Miles College	W 55-7	1	1	7	1	1	0	0	0	0	0	0	0	0	0
Sep 24, 2022	at Shorter University	W 34-30	4	2	13	2	2	0	0	1	1	0	0	0	0	0
Oct 01, 2022	at Delta State	L 31-70	7	7	49	7	5	2	0	0	0	0	0	0	0	0
Oct 08, 2022	WEST ALABAMA	L 31-34	5	5	31	4	2	2	1	0	0	0	0	0	0	0
Oct 15, 2022	MISSISSIPPI COLLEGE	L 40-49	5	3	21	3	3	0	0	0	1	0	1	0	0	0
Oct 22, 2022	at West Georgia	L 17-54	7	7	47	7	4	3	0	0	0	0	0	0	0	0
Oct 29, 2022	at North Greenville	W 58-37	3	3	21	3	1	2	0	0	0	0	0	0	0	0
Totals			38	32	217	31	20	11	1	1	3	1	1	0	0	0
			32 of 38 (84.2%)													

TACKLES FOR LOSS	UA-A	Total	KU	VUU	MILES	SU	DSU	UWA	MC	UWG	CRUSAD
Michael Gayden DL	4-3	5.5	0.5-5	1.0-3	1.0-6	-	-	1.5-4	-	DNP	1.5-5
Larry Brooks DL	2-2	3.0	-	-	DNP	DNP	1.5-1	0.5-0	-	-	1.0-4
Torren Calhoun DL	2-2	3.0	1.0-2	-	-	1.0-1	-	-	-	-	1.0-3
Brian Rattery DL	3-0	3.0	1.0-2	-	-	-	-	-	-	-	2.0-10
J. Martin DL	1-3	2.5	1.5-5	-	1.0-3	-	-	-	DNP	DNP	DNP
Antar Thompson DL	2-0	2.0	-	1.0-1	1.0-1	-	-	-	-	-	-
Terrell Dudley LB	2-0	2.0	-	-	2.0-13	-	DNP	-	-	-	-
Pierre Hayes DL	2-0	2.0	-	-	1.0-1	-	-	-	-	-	1.0-1
Jameon Gaskin	1-2	2.0	0.5-0	0.5-1	DNP	-	1.0-2	-	-	DNP	DNP
Phillip Starks LB	1-1	1.5	1.0-1	-	-	-	-	-	-	-	0.5-1
Jordan Billups DB	1-1	1.5	DNP	-	-	-	-	-	-	0.5-1	1.0-4
Isaiah Curry DL	1-0	1.0	-	-	-	-	-	-	DNP	DNP	1.0-2
Jackson Bull LB	1-0	1.0	DNP	DNP	DNP	-	DNP	-	-	-	1.0-5
Aree Booker LB	1-0	1.0	-	-	-	-	-	-	-	1.0-2	-
Julian Baldi LB	1-0	1.0	DNP	DNP	DNP	DNP	-	-	-	1.0-1	DNP
Eric Ross DB	1-0	1.0	-	DNP	-	-	-	-	1.0-1	-	-
Ravarius Rivers DB	0-1	0.5	-	0.5-1	-	DNP	-	DNP	-	-	-
Jaylen Dunbar LB	0-1	0.5	DNP	DNP	-	-	0.5-1	-	-	DNP	DNP
La'Ken Nettles DB	0-1	0.5	-	-	-	-	-	-	-	0.5-0	-
Akil Lampley LB	0-1	0.5	0.5-0	-	-	-	-	-	-	-	-



Valdosta State Football

Valdosta State - Long Plays

**30-YARD PLUS PLAYS**

Yds	Type	Player(s)	Opponent
75	Rush	Ivory Durham	Mississippi College
75*	Pass	Council Allen from Ivory Durham	Miles College
72*	Pass	B.K. Smith from Ivory Durham	North Greenville
65	INT	Jordan Billups	Shorter University
64	Pass	B.K. Smith from Ivory Durham	Mississippi College
63	Pass	Travon Roberts from Ivory Durham	Shorter University
61	Pass	Victor Talley from Ivory Durham	West Georgia
58*	Pass	Ted Hurst from Ivory Durham	West Georgia
55*	Pass	Ted Hurst from Seth McGill	Delta State
51	Pass	Ted Hurst from Ivory Durham	Mississippi College
50*	Pass	Victor Talley from Seth McGill	North Greenville
48	Rush	Seth McGill	Shorter University
47	KR	Seth McGill	Delta State
46	Rush	Travis Tisdale	Miles College
46	KR	Seth McGill	West Alabama
45	Pass	B.K. Smith from Ivory Durham	Keiser
44	Rush	Seth McGill	Shorter University
43	Pass	Victor Talley from Ivory Durham	West Alabama
43	KR	Seth McGill	Virginia Union
43	Pass	Ted Hurst from Ivory Durham	West Georgia
42	Pass	B.K. Smith from Ivory Durham	Delta State
42	KR	Seth McGill	Keiser
42	KR	Seth McGill	West Georgia
39*	Pass	Victor Talley from Ivory Durham	West Alabama
38	KR	Seth McGill	Delta State
38	Pass	Davie Henderson from Ivory Durham	Miles College
37	Rush	Seth McGill	Miles College
37	INT	Jameon Gaskin	Keiser
36	Pass	Jamar Thompkins from Ivory Durham	North Greenville
36*	Pass	Davie Henderson from Ivory Durham	Miles College
36*	Pass	Victor Talley from Ivory Durham	Miles College
34	KR	Seth McGill	Mississippi College
33	KR	Seth McGill	Keiser
33	KR	Travis Tisdale	Miles College
33	KR	Seth McGill	West Georgia
32	Rush	Jamar Thompkins	Virginia Union
32	KR	Seth McGill	North Greenville
31*	Pass	Justin Jeffery from Ivory Durham	Mississippi College
31	Pass	Travon Roberts from Ivory Durham	Virginia Union
31	Pass	Council Allen from Ivory Durham	Mississippi College
31	Rush	Jamar Thompkins	Miles College
31	Pass	B.K. Smith from Ivory Durham	Mississippi College
30*	Pass	Justin Jeffery from Ivory Durham	Miles College

* touchdown scored on play

LONG PLAYS BY THE NUMBERS

Long Plays By Yards	No.	TD
100+	0	0
90-99	0	0
80-89	0	0
70-79	3	2
60-69	4	0
50-59	4	3
40-49	12	0
30-39	20	5
20-29	47	5

Long Plays By Type	No.	TD
Rushing	22	0
Passing	44	15
Punt returns	1	0
Kick returns	21	0
Interceptions	2	0
Fumble returns	0	0
Other	0	0
TOTAL	90	15

30-YARD PLUS BY PLAYER

Player	No.	TD	R	P	KR	PR	IR	FR
Seth McGill	29	0	9	1	19	0	0	0
B.K. Smith	10	2	0	10	0	0	0	0
Victor Talley	9	4	0	9	0	0	0	0
Jamar Thompkins	9	1	7	2	0	0	0	0
Ted Hurst	5	2	0	5	0	0	0	0
Travon Roberts	5	1	0	4	0	1	0	0
Council Allen	5	1	0	5	0	0	0	0
Ivory Durham	5	0	5	0	0	0	0	0
Davie Henderson	4	2	0	4	0	0	0	0
Justin Jeffery	3	2	0	3	0	0	0	0
Travis Tisdale	3	0	1	0	2	0	0	0
Jerson Jacques	1	0	0	1	0	0	0	0
Jameon Gaskin	1	0	0	0	0	0	1	0
Jordan Billups	1	0	0	0	0	0	1	0
TOTAL	90	15	22	44	21	1	2	0

LONGEST PLAYS OF THE YEAR**Rushing**

75 Ivory Durham vs Mississippi College (10/15/2022)

Rushing Touchdown

18 Jamar Thompkins vs Miles College (9/17/2022)

Passing75 Council Allen from Ivory Durham
vs Miles College (9/17/2022)**Passing Touchdown**75 Council Allen from Ivory Durham
vs Miles College (9/17/2022)**Punt Return**

25 Travon Roberts vs North Greenville (10/29/2022)

Kick Return

47 Seth McGill vs Delta State (10/1/2022)

Interception Return

65 Jordan Billups vs Shorter University (9/24/2022)

Fumble Return

None

Punt

58 Estin Thiele vs West Alabama (10/8/2022)

Field Goal

45 Estin Thiele vs Keiser (9/1/2022)



Valdosta State Football

Valdosta State - "Money" Plays



Money plays are defined as plays resulting in first down or a touchdown

MONEY RUSHERS	1st	TD	No.	Att
Jamar Thompson	36	5	39	111
Seth McGill	30	4	31	116
Ivory Durham	23	4	25	61
Travis Tisdale	4	2	6	14
Kiaran Turner	1	0	1	1
Estin Thiele	1	0	1	1
James Chaney	1	0	1	4
TOTALS	96	15	104	317

MONEY RECEPTIONS	1st	TD	No.	Rec
B.K. Smith	25	6	28	37
Victor Talley	22	6	24	34
Davie Henderson	10	3	10	14
Council Allen	10	2	10	17
Ted Hurst	7	5	9	11
Travon Roberts	7	1	7	14
Jamar Thompson	7	1	7	11
Justin Jeffery	4	2	4	4
Seth McGill	3	0	3	18
Jerson Jacques	1	0	1	1
TOTALS	96	26	103	165

1ST DOWN MONEY RUSHERS	1st	TD	No.	Att
Jamar Thompson	12	4	14	64
Seth McGill	14	2	14	70
Ivory Durham	5	1	6	21
Travis Tisdale	1	2	3	10
Kiaran Turner	1	0	1	1
TOTALS	33	9	38	172

1ST DOWN MONEY RECEPTIONS	1st	TD	No.	Rec
B.K. Smith	9	3	10	12
Victor Talley	6	4	8	16
Council Allen	5	0	5	8
Ted Hurst	3	2	4	5
Justin Jeffery	4	2	4	4
Jamar Thompson	3	0	3	5
Davie Henderson	2	2	2	4
Travon Roberts	2	0	2	6
Seth McGill	1	0	1	10
TOTALS	35	13	39	72

2ND DOWN MONEY RUSHERS	1st	TD	No.	Att
Jamar Thompson	14	0	14	31
Seth McGill	9	1	10	37
Ivory Durham	8	2	8	22
Travis Tisdale	3	0	3	3
TOTALS	34	3	35	96

2ND DOWN MONEY RECEPTIONS	1st	TD	No.	Rec
B.K. Smith	11	2	12	17
Victor Talley	9	2	9	10
Davie Henderson	6	0	6	8
Ted Hurst	4	3	5	5
Travon Roberts	2	1	2	3
Seth McGill	2	0	2	4
Council Allen	2	1	2	5
Jamar Thompson	1	0	1	3
TOTALS	37	9	39	55

3RD DOWN MONEY RUSHERS	1st	TD	No.	Att
Jamar Thompson	9	1	10	15
Ivory Durham	9	1	10	16
Seth McGill	6	0	6	7
James Chaney	1	0	1	1
TOTALS	25	2	27	40

3RD DOWN MONEY RECEPTIONS	1st	TD	No.	Rec
B.K. Smith	5	1	6	8
Victor Talley	5	0	5	6
Travon Roberts	3	0	3	5
Jamar Thompson	3	1	3	3
Davie Henderson	2	1	2	2
Council Allen	2	1	2	3
Jerson Jacques	1	0	1	1
TOTALS	21	4	22	34

4TH DOWN MONEY RUSHERS	1st	TD	No.	Att
Ivory Durham	1	0	1	2
Jamar Thompson	1	0	1	1
Estin Thiele	1	0	1	1
Seth McGill	1	1	1	2
TOTALS	4	1	4	9

4TH DOWN MONEY RECEPTIONS	1st	TD	No.	Rec
Victor Talley	2	0	2	2
Council Allen	1	0	1	1
TOTALS	3	0	3	4



Valdosta State Football
Valdosta State All-Purpose Yards Game-by-Game (as of Nov 02, 2022)
All games

ALL-PURPOSE YARDS	Total	KU	VUU	MILES	SU	DSU	UWA	MC	UWG	CRUSAD
Seth McGill	1446	119	182	99	146	258	142	176	163	161
Jamar Thompkins	842	135	163	103	27	42	36	105	74	157
B.K. Smith	671	92	101	53	61	70	26	148	33	87
Victor Talley	533	41	47	55	34	25	114	44	64	109
Ivory Durham	407	29	43	113	10	34	36	115	7	20
Travon Roberts	287	21	65	DNP	63	24	14	16	2	82
Ted Hurst	284	21	-	18	-	64	20	51	101	9
Council Allen	256	-	6	99	30	DNP	38	31	6	46
Davie Henderson	222	38	26	89	47	8	-	-	14	-
Travis Tisdale	179	3	-	80	11	35	24	-	26	-
Justin Jeffery	97	25	-	30	-	11	-	31	-	-
Jordan Billups	65	DNP	-	-	65	-	-	-	-	-
Jameon Gaskin	37	37	-	DNP	-	-	-	-	DNP	DNP
Akil Lampley	25	-	-	-	-	-	25	-	-	-
Jerson Jacques	21	-	-	-	-	21	DNP	DNP	DNP	DNP
Kiaran Turner	18	-	7	-	-	-	-	-	-	11
Estin Thiele	17	-	-	-	-	-	17	-	-	-
Noah Gillan	16	-	-	-	-	9	-	7	-	-
James Chaney	15	4	-	9	2	-	-	-	-	-
Ravarius Rivers	12	12	-	-	DNP	-	DNP	-	-	-
J. Campbell	5	-	-	-	-	-	5	-	-	-
Aree Booker	4	-	-	-	-	-	4	-	-	-
John Miller	-5	-	-	DNP	DNP	DNP	DNP	DNP	-	-5
TEAM	-23	-	-15	-	-5	-	-	-	-	-3



Valdosta State Football
Valdosta State Rushing/Receiving Game-by-Game (as of Nov 02, 2022)
All games

RUSHING	No-Yds/TD	KU	VUU	MILES	SU	DSU	UWA	MC	UWG	CRUSAD
Jamar Thompkins RB	111-709/5	19-113/1	8-110/0	12-103/1	8-27/1	7-32/0	9-36/0	14-105/1	13-74/0	21-109/1
Seth McGill RB	116-661/4	10-44/1	11-64/0	10-76/0	12-144/1	10-79/0	15-69/1	16-83/0	14-8/0	18-94/1
Ivory Durham QB	65-407/4	5-29/0	8-43/0	10-113/0	6-10/2	7-34/0	8-36/0	8-115/1	7-7/1	6-20/0
Travis Tisdale RB	14-109/2	1-3/0	-	2-47/1	-	6-35/1	5-24/0	-	-	-
Estin Thiele K	1-17/0	-	-	-	-	-	1-17/0	-	-	-
James Chaney RB	4-13/0	1-4/0	-	3-9/0	-	-	-	-	-	-
Kiaran Turner WR	1-11/0	-	-	-	-	-	-	-	-	1-11/0
John Miller	1-5/0	-	-	DNP	DNP	DNP	DNP	DNP	-	1-5/0
Council Allen WR	2-9/0	-	-	1-7/0	-	DNP	-	-	1-2/0	-
TEAM	5-23/0	DNP	1-15/0	-	2-5/0	DNP	DNP	DNP	DNP	2-3/0

RECEIVING	No-Yds/TD	KU	VUU	MILES	SU	DSU	UWA	MC	UWG	CRUSAD
B.K. Smith WR	37-646/6	4-92/0	8-88/3	2-38/0	5-61/0	4-70/1	4-29/0	5-148/1	3-33/0	2-87/1
Victor Talley WR	34-533/6	4-41/0	5-47/1	2-55/1	4-34/0	2-25/0	5-114/1	4-44/1	2-64/0	6-109/2
Ted Hurst WR	11-284/5	1-21/0	-	1-18/1	-	2-64/2	3-20/1	1-51/0	2-101/1	1-9/0
Council Allen WR	17-247/2	-	2-6/0	4-106/1	2-30/0	DNP	3-38/0	1-31/0	2-8/0	3-28/1
Davie Henderson WR	14-222/3	2-38/1	3-26/0	3-89/2	4-47/0	1-8/0	-	-	1-14/0	-
Travon Roberts WR	14-208/1	2-31/0	4-65/0	DNP	1-63/0	1-7/0	2-14/0	2-6/0	1-2/0	1-20/1
Jamar Thompkins RB	11-133/1	2-22/0	5-53/1	-	-	2-10/0	-	-	-	2-48/0
Justin Jeffery WR	4-97/2	1-25/0	-	1-30/1	-	1-11/0	-	1-31/1	-	-
Seth McGill RB	18-84/0	1-0/0	7-31/0	1-23/0	1-2/0	3-15/0	-	1-1/0	1-5/0	3-7/0
Jerson Jacques WR	1-21/0	-	-	-	-	1-21/0	DNP	DNP	DNP	DNP
Noah Gillan TE	3-16/0	-	-	-	-	2-9/0	-	1-7/0	-	-
Kiaran Turner WR	1-7/0	-	1-7/0	-	-	-	-	-	-	-



Valdosta State Football
Valdosta State Passing Game-by-Game (as of Nov 02, 2022)
All games



#9 Ivory Durham	Comp	Att	Int	Pct	Yards	TD	Long	Sacked	Effic
Keiser	17	39	0	43.6	270	1	45	0-0	110.21
Virginia Union	34	57	1	59.6	314	5	31	0-0	131.36
Miles College	14	27	0	51.9	359	6	75	0-0	236.87
Shorter University	17	30	1	56.7	237	0	63	1-9	116.36
Delta State	18	37	1	48.6	185	2	42	0-0	103.08
West Alabama	17	31	2	54.8	215	2	43	1-2	121.48
Mississippi College	16	25	0	64.0	319	3	64	0-0	210.78
West Georgia	12	31	1	38.7	227	1	61	0-0	104.41
North Greenville	17	27	0	63.0	258	4	72	1-5	192.12
TOTALS	162	304	6	53.3	2384	24	75	3-16	141.27

#30 Seth McGill	Comp	Att	Int	Pct	Yards	TD	Long	Sacked	Effic
Delta State	1	1	0	100.0	55	1	55	0-0	892.00
North Greenville	1	1	0	100.0	50	1	50	0-0	850.00
TOTALS	2	2	0	100.0	105	2	55	0-0	871.00

#12 Sammy Edwards	Comp	Att	Int	Pct	Yards	TD	Long	Sacked	Effic
-------------------	------	-----	-----	-----	-------	----	------	--------	-------

PUNT RETURNS	No-Yds	KU	VUU	MILES	SU	DSU	UWA	MC	UWG	CRUSAD
Travon Roberts	6-52	1-10	-	DNP	-	-	-	-	-	5-62
B.K. Smith	4-28	-	2-13	2-15	-	-	-	-	-	-
Akil Lampley	1-25	-	-	-	-	-	1-25	-	-	-
Council Allen	1-18	-	-	-	-	DNP	-	-	-	1-18

KICK RETURNS	No-Yds	KU	VUU	MILES	SU	DSU	UWA	MC	UWG	CRUSAD
Seth McGill	29-701	2-75	3-87	1-0	-	6-164	2-73	7-92	6-150	2-60
Travis Tisdale	3-70	-	-	1-33	1-11	-	-	-	1-26	-
Travon Roberts	1-27	-	-	DNP	-	1-17	-	-	-	-
Ravarius Rivers	1-12	1-12	-	-	DNP	-	DNP	-	-	-
Aree Booker	1-4	-	-	-	-	-	1-4	-	-	-
James Chaney	1-2	-	-	-	1-2	-	-	-	-	-


INT. RETURNS	No-Yds	KU	VUU	MILES	SU	DSU	UWA	MC	UWG	CRUSAD
Ravarius Rivers	1-0	1-0	-	-	DNP	-	DNP	-	-	-
Phillip Starks	1-0	-	-	1-0	-	-	-	-	-	-
Jameon Gaskin	1-37	1-37	-	DNP	-	-	-	-	DNP	DNP
Jordan Billups	1-65	DNP	-	-	1-65	-	-	-	-	-
Sean Colman	1-0	1-0	DNP	DNP	-	-	-	-	DNP	DNP
Michael Gayden	1-0	-	-	-	-	-	-	-	DNP	1-0

Valdosta State Blazers on Homecoming (34-6)

Year	Score/Opponent	VSU Record	Year	Score/Opponent	VSU Record	Year	Score/Opponent	VSU Record
1982	Valdosta State 13, Central Florida 7	(1-0)	1998	Valdosta State 19, West Alabama 3	(14-3)	2014	Valdosta State 37, Shorter 6	(29-4)
1983	Delta State 24, Valdosta State 16	(1-1)	1999	Southern Arkansas 28, Valdosta State 14	(14-4)	2015	Valdosta State 39, Florida Tech 21	(30-4)
1984	Mississippi College 10, Valdosta State 3	(1-2)	2000	Valdosta State, 50, West Alabama 20	(15-4)	2016	Valdosta State 56, Delta State 27	(31-4)
1985	Valdosta State 19, Bishop 2	(2-2)	2001	Valdosta State 51, Harding 17	(16-4)	2017	West Alabama 38, Valdosta State 14	(31-5)
1986	Valdosta State 21, Savannah State 7	(3-2)	2002	Valdosta State 45, Arkansas-Monticello 17	(17-4)	2018	Valdosta State 44, North Greenville 21	(32-5)
1987	Valdosta State 49, West Georgia 14	(4-2)	2003	Valdosta State 26, Central Arkansas 21	(18-4)	2019	Valdosta State 55, Florida Tech 28	(33-5)
1988	Valdosta State 48, Central Florida 19	(5-2)	2004	Valdosta State 34, West Alabama 17	(19-4)	2020	No Season (COVID-19)	(33-5)
1989	Valdosta State 34, West Georgia 16	(6-2)	2005	Valdosta State 52, Henderson State 12	(20-4)	2021	Valdosta State 31, North Greenville 21	(34-5)
1990	Mississippi College 17, Valdosta State 10	(6-3)	2006	Valdosta State 41, Southern Arkansas 7	(21-4)	2022	Mississippi College 49, Valdosta State 40	(34-6)
1991	Valdosta State 38, West Georgia 37	(7-3)	2007	Valdosta State 31, Ouachita Baptist 3	(22-4)			
1992	Valdosta State 42, West Alabama 15	(8-3)	2008	Valdosta State 21, Harding 3	(23-4)			
1993	Valdosta State 42, Mississippi College 21	(9-3)	2009	Valdosta State 33, Henderson State 20	(24-4)			
1994	Valdosta State 49, West Georgia 33	(10-3)	2010	Valdosta State 21, Ouachita Baptist 19	(25-4)			
1995	Valdosta State 41, St. Ambrose 0	(11-3)	2011	Valdosta State 22, West Alabama 21	(26-4)			
1996	Valdosta State 42, Southern Arkansas 7	(12-3)	2012	Valdosta State 59, Delta State 41	(27-4)			
1997	Valdosta State 58, Arkansas-Monticello 14	(13-3)	2013	Valdosta State 52, Florida Tech 14	(28-4)			

Opponent	W	L	T	Years Played
Arkansas-Monticello	2	0	0	1997, 2002
Bishop	1	0	0	1985
Central Arkansas	1	0	0	2003
Central Florida	2	0	0	1982, 1988
Delta State	2	1	0	1983, 2012, 2016
Florida Tech	3	0	0	2013, 2015, 2019
Harding	2	0	0	2001, 2008
Henderson State	2	0	0	2005, 2009
Mississippi College	1	3	0	1984, 1990, 1993, 2022
North Greenville	2	0	0	2018, 2021
Ouachita Baptist	2	0	0	2007, 2010
Savannah State	1	0	0	1986
Shorter	1	0	0	2014
Southern Arkansas	2	1	0	1996, 1999, 2006
St. Ambrose	1	0	0	1995
West Alabama	5	1	0	1992, 1998, 2000, 2004, 2011, 2017
West Georgia	4	0	0	1987, 1989, 1991, 1994

Homecoming Record	34-6 (.872)
Current streak	L1
Last Five	3-2
Last Ten	8-2
Last 15	13-2
Last 20	18-2
Longest Winning Streak	17, (2000-2016)
Longest Losing Streak	2, (1983-1984)
Points Scored	1,320
Points Against	711
Most-Played Opponent	West Alabama (6)



Where the Blazers Stand in the NCAA Record Book

BLAZER NCAA RECORDS

CATEGORY	NCAA RANK	PLAYER(S)
Gaining 1,000 yds Rushing & 1,000 yds Passing.....	30 times.....	Ivory Durham, 2021 (1,012 rushing / 3,245 passing)
Three players 1,000 yds Rushing (Season).....	1st.....	Seth McGill/Jamar Thomkins/Ivory Durham (2021)
Passing Efficiency Rating (Season).....	1st.....	Dusty Bonner (196.5 / 231-318-8, 2001 Season)
Passing Efficiency Rating (Career).....	1st.....	Dusty Bonner (190.8 / 548-754-14, 7,121 yds, 97 TD, 2000-01)
Passing Completion Percentage.....	1st.....	Dusty Bonner (548-754 for 72.7%, 2000-01)
Consecutive Games of 200 yards or more.....	1st.....	Chris Hatcher (28)
Most Touchdown Passes (Quarter).....	3 times.....	Dusty Bonner vs. Ouachita Baptist, 2nd quarter (Nov 04, 2000)
Most Touchdown Passes (Season).....	1st.....	Dusty Bonner, 55 (2000)
Most Touchdown Passes Per Game.....	1st.....	Dusty Bonner, 4.9 (2000)
Most Touchdowns Scored on INTs.....	4 times.....	4, Stevie Hardin (8 INT / 2010)
Most Total First Downs (Both Teams & Regulation Game).....	1st.....	71, vs. Carson Newman (Nov 21, 2016)
Most Consecutive Games without being Shutout.....	1st.....	353, (Sept. 21, 1991, to Present)
Total Offense Yards Per Game (Career).....	12th.....	318.9, Dusty Bonner (2000-01)
Passing Yards Per Game (Career).....	4th.....	323.7, Dusty Bonner (2000-01)
Season Total Yards.....	23rd.....	Ivory Durham (4,437)
Annual Champion (Total Offense).....	1st.....	Dusty Bonner, 11 games / 3,795 yds / 345.0 ypg / 475 plays (2000)
Career Touchdown Passes.....	T-13th.....	116, Chris Hatcher (1991-94)
Touchdown Passes (Season).....	1st.....	55, Dusty Bonner (2000)
.....	T-7th.....	50, Chris Hatcher (1994)
.....	T-21st.....	43, Dusty Bonner (2001)
Annual Passing Champion.....	1st.....	Chris Hatcher, 321-430-9 (.747), 3,591, 50 TD, 179.0 Eff. (1994)
Receptions (Game).....	T-6th.....	20, Sean Pender vs. Mississippi College (Nov 04, 1995)
Receptions (Season).....	T-13th.....	111, Sean Pender (1995)
Receptions Per Game (Season).....	T-14th.....	10.1, Sean Pender (1995)
Receptions (Career).....	T-20th.....	282, Cedric Jones (2006-09)
Tackles for Loss (Season).....	T-8th.....	29, Dwayne Smith (2002)
Field Goals (Season).....	T-11th.....	23, Anthony Pistelli (23/27) (2014)
.....	T-14th.....	22, Will Rhody (22/23) (2004)
Annual Field Goal Champion.....	1st.....	Jack McTyre, 17-23 (.739), 1.7 PG, (1990)
.....	1st.....	Anthony Pistelli, 23-27, .852, 1.77 PG (2014)
Interception Returns (Yards).....	69 times.....	100, David Brown vs. Notre Dame College (OH) (Dec 08, 2018)
Passes Defended.....	T-5th.....	19, vs. West Alabama (Oct 30, 2014)
Most Games Played.....	T-3rd.....	15, (2002)
.....	T-44th.....	14, (2018)
.....	T-44th.....	14, (2002)
Annual Reception Per Game Champion.....	1st.....	10.1, Sean Pender (1995)
Annual Team Champions.....	1st.....	Total Offense, 502.4 (2000)
.....	1st.....	Passing Offense, 377.9 (2000)
.....	1st.....	Scoring Offense, 52.0 (2018)
.....	1st.....	Turnover Margin, 1.6 (2004)
Most Improved Team (Season).....	1st.....	5.5, 4-7 (1999) / 10-2 (2000)
All-Time Most Improved.....	T-12th.....	6.5, 5-4 (2017) / 14-0 (2018)
All-Time Win/Loss Record (Percentage).....	2nd.....	.708, (316-129-4) / 39 years
Winningest Team (2010-2019 by Percentage).....	8th.....	88-27 (.765)
Winningest Team (2010-19 by Victories).....	10th.....	88-27 (.765)
Winningest Team (2000-09 by Percentage).....	4th.....	104-20 (.839)
Winningest Team (2000-09 by Victories).....	3rd.....	104-20 (.839)
Winningest Team (1990-99 by Victories).....	T-22.....	66-43-2 (.604)

BLAZER NCAA POSTSEASON RECORDS

NCAA Championship Victories.....	T-3rd.....	4, Second Among Active D2 (NWMSU 6)
NCAA Championship Appearances.....	T-3rd.....	6, Second Among Active (NWMSU 10)
Punts.....	Six Times.....	12, Kenn Barnett vs. Texas A&M-Kingsville (Dec 07, 2002)
Interception Return.....	Two Times.....	100, David Brown vs. Notre Dame (Dec 08, 2018)
Punt Return Yards.....	1st.....	183, vs. North Alabama (Dec 01, 2007)
Touchdowns Responsible.....	T-1st.....	6, Rogan Wells vs. Ferris State (Dec 18, 2018)
Forced Fumbles.....	Multiple.....	1, 6x; Last, three times vs. Ferris State (Dec 18, 2021)
Postseason Appearances.....	T-5th.....	18, (T-4th among active)
Postseason Victories.....	5th.....	29, (3rd among active)
Postseason Consecutive Appearances.....	T-9th.....	6, (2000-05) (7th among active)
Postseason Winning Percentage.....	6th.....	.674 (29-14) (4th among active)

Valdosta State NCAA Playoff History (29-14)

Year	Score/Opponent	VSU Record	Year	Score/Opponent	VSU Record	Year	Score/Opponent	VSU Record
1994	Valdosta State 14, Albany State 7	1-0	2004	Valdosta State 36, Pittsburg State 31	10-6	2014	West Georgia 31, Valdosta State 17	21-10
1994	North Alabama 27, Valdosta State 24 (2OT)	1-1	2005	North Alabama 40, Valdosta State 13	10-7	2015	Valdosta State 61, Carson-Newman 59	22-10
1996	Valdosta State 38, Albany State 28	2-1	2007	Valdosta State 55, Catawba 29	11-7	2015	West Georgia 27, Valdosta State 20	22-11
1996	Carson-Newman 24, Valdosta State 19	2-2	2007	Valdosta State 37, North Alabama 23	12-7	2016	UNC-Pembroke 24, Valdosta State 21	22-12
2000	Delta State 45, Valdosta State 12	2-3	2007	Valdosta State 28, California (Pa.) 24	13-7	2018	Valdosta State 66, Bowie State 16	23-12
2001	Valdosta State 42, Fort Valley State 24	3-3	2007	Valdosta State 25, Northwest Missouri State 20	14-7	2018	Valdosta State 61, Lenoir-Rhyne 21	24-12
2001	Catawba 37, Valdosta State 34 (OT)	3-4	2008	Valdosta State 24, Carson-Newman 20	15-7	2018	Valdosta State 30, Notre Dame College 24	25-12
2002	Valdosta State 24, Catawba 7	4-4	2008	North Alabama 37, Valdosta State 10	15-8	2018	Valdosta State 49, Ferris State 47	26-12
2002	Valdosta State 31, Carson-Newman 26	5-4	2010	North Alabama 43, Valdosta State 20	15-9	2019	West Florida 38, Valdosta State 35	26-13
2002	Valdosta State 21, Texas A&M-Kingsville 12	6-4	2012	Valdosta State 49, West Alabama 21	16-9	2021	Valdosta State 66, West Georgia 35	27-13
2002	Grand Valley State 31, Valdosta State 24	6-5	2012	Valdosta State 48, Carson-Newman 26	17-9	2021	Valdosta State 41, Bowie State 17	28-13
2003	Carson-Newman 35, Valdosta State 29	6-6	2012	Valdosta State 35, Minnesota State 19	18-9	2021	Valdosta State 34, Colorado School of Mines 31	29-13
2004	Valdosta State 38, Carson-Newman 12	7-6	2012	Valdosta State 35, Winston-Salem State 7	19-9	2021	Ferris State 58, Valdosta State 17	29-14
2004	Valdosta State 38, Albany State 24	8-6	2014	Valdosta State 33, North Alabama 31	20-9			
2004	Valdosta State 45, West Chester 21	9-6	2014	Valdosta State 23, Lenoir-Rhyne 21	21-9			

Opponent	W	L	PF	PA	Streak	Years Played
Albany State	3	0	90	59	W3	'94, '96, '04
Bowie State	2	0	107	33	W2	'18, '21
California (Pa.)	1	0	28	24	W1	'07
Carson-Newman	5	2	250	202	W4	'96, '02, '03, '04, '08, '12, '15
Catawba	2	1	113	73	W2	'01, '02, '07
Colorado School of Mines	1	0	34	31	W1	'21
Delta State	0	1	12	45	L1	'00
Ferris State	1	1	66	105	L1	'18, '21
Fort Valley State	1	0	42	24	W1	'01
Grand Valley State	0	1	24	31	L1	'02
Lenoir-Rhyne	2	0	84	42	W2	'14, '18
Minnesota State	1	0	35	19	W1	'12
North Alabama	2	4	137	201	W1	'94, '05, '07, '08, '10, '14
North Carolina-Pembroke	0	1	21	24	L1	'16
Northwest Missouri State	1	0	25	20	W1	'07
Notre Dame College	1	0	30	24	W1	'18
Pittsburg State	1	0	36	31	W1	'04
Texas A&M-Kingsville	1	0	21	12	W1	'02
West Alabama	1	0	49	21	W1	'12
West Chester	1	0	45	21	W1	'04
West Florida	0	1	35	38	L1	'19
West Georgia	1	2	103	93	W1	'14, '15, '21
Winston-Salem State	1	0	35	7	W1	'12

Playoff Record	29-14 (.674)
Current streak	L1
Last Five	3-2
Last Ten	7-3
Last 15	10-5
Last 20	14-6
Longest Winning Streak	5, (2007-08)
Longest Losing Streak	2, 4x (last 2015-16)
Points Scored	1422
Points Against	1180
Most-Played Opponent	Carson-Newman (7)



NCAA Playoff Superlatives

VALDOSTA STATE INDIVIDUAL SUPERLATIVES

Rushes	24	Cedric O'Neal vs. Minnesota State (Dec 08, 2012)
Yards Rushing	194	Cedric O'Neal vs. Carson-Newman (Dec 01, 2012)
TD Rushes	3	4x; Last, Ivory Durham vs. West Georgia (Nov 27, 2021)
Long Rush	76	Seth McGill vs. West Georgia (Nov 27, 2021)
Pass Attempts	55	3x; Last, Adam Robles vs. UNC-Pembroke (Nov 19, 2016)
Pass Completions	39	EJ Hilliard vs. Carson-Newman (Nov 21, 2015)
Yards Passing	497	Dusty Bonner vs. Fort Valley State (Nov 17, 2001)
TD Passes	5	Dusty Bonner vs. Fort Valley State (Nov 17, 2001)
		Rogan Wells vs. Ferris State (Dec 15, 2018)
Long Pass	77	Buster Faulkner vs. Texas A&M-Kingsville (Dec 07, 2002)
Receptions	13	Reggie Mosley vs. Delta State (Nov 18, 2000)
		Greg Dent vs. Carson-Newman (Nov 21, 2015)
Yards Receiving	179	Reggie Mosley vs. Catawba (Nov 23, 2002)
TD Receptions	3	Brian Saunders vs. Bowie State (Dec 04, 2021)
Long Reception	77	Reggie Mosley vs. Catawba (Nov 23, 2002)
Field Goals	4	Anthony Pistelli vs. North Alabama (Nov 22, 2014)
Long Field Goal	47	Daniel Andersen vs. North Alabama (Nov 20, 2010)
Punts	12	Kenn Barnett vs. Texas A&M-Kingsville (Dec 07, 2002)
Punting Average	54.0	Daniel Andersen vs. North Alabama (Nov 20, 2010)
Long Punt	56	Estin Thiele vs. Bowie State (Dec 04, 2021)
Punts Inside 20	4	Daniel Andersen vs. Winston-Salem State (Dec 15, 2012)
		Gavin Wilson vs. Noretre Dame College (Dec 08, 2018)
Long Punt Return	65	Sherard Reynolds vs. North Alabama (Dec 01, 2007)
Long Kickoff Return	96	Matt Pierce vs. Winston-Salem State (Dec 15, 2012)
Tackles	21	Chris Pope vs. Carson-Newman (Dec 01, 2012)
Sacks	2.0	Arrington Dulin vs. Colo. School of Mines (Dec 11, 2021)
Tackles For Loss	3.0	Tyler Josey vs. Winston-Salem State (Dec 15, 2012)
Interceptions	1	12x; last, J. Gaskin vs. Colo. Sch. Mines (Dec 11, 2021)

VALDOSTA STATE TEAM SUPERLATIVES

Rushes	51	vs. North Alabama (Nov 22, 2014)
Yards Rushing	404	vs. North Alabama (Nov 22, 2014)
Yards Per Rush	8.4	vs. Colorado School of Mines (Dec 11, 2021)
TD Rushes	6	vs. West Alabama (Nov 24, 2012)
		vs. West Georgia (Nov 27, 2021)
Pass Attempts	55	vs. Fort Valley State (Nov 17, 2001)
		vs. Carson-Newman (Nov 21, 2015)
Pass Completions	39	vs. Carson-Newman (Nov 21, 2015)
Yards Passing	497	vs. Fort Valley State (Nov 17, 2001)
Yards Per Pass	14.4	vs. West Florida (Nov 29, 2019)
TD Passes	6	vs. Ferris State (Dec 15, 2018)
Total Plays	102	vs. Catawba (Nov 24, 2001)
Total Offense	719	vs. West Georgia (Nov 27, 2021)
Yards Per Play	9.1	vs. West Georgia (Nov 27, 2021)
Points	66	vs. Bowie State (Nov 24, 2018)
		vs. West Georgia (Nov 27, 2021)
Sacks By	5	vs. West Alabama (Nov 24, 2012)
First Downs	39	vs. Carson-Newman (Nov 21, 2015)
Penalties	12	vs. Winston-Salem State (Dec 15, 2012)
Penalty Yards	111	vs. Winston-Salem State (Dec 15, 2012)
Turnovers	4	vs. North Alabama (Nov 20, 2010)
Interceptions By	1	12x; Last, vs. Colorado School of Mines (Dec 11, 2021)
Punts	12	vs. Texas A&M-Kingsville (Dec 07, 2002)
Punting Average	51.5	vs. Bowie State (Dec 04, 2021)
Long Punt	56	vs. Bowie State (Dec 04, 2021)
Punt Inside 20	4	vs. Winston-Salem State (Dec 15, 2012)
Long Punt Return	68	vs. Bowie State (Nov 24, 2018)

OPPONENT INDIVIDUAL SUPERLATIVES

Rushes	33	D. Blount vs. North Alabama (Nov 12, 2005)
Yards Rushing	175	J. McLaughlin vs. Notre Dame (Dec 08, 2018)
TD Rushes	4	R. McDonald vs. Delta State (Nov 18, 2000)
Long Rush	78	J. Burrell vs. Ferris State (Dec 18, 2021)
Pass Attempts	44	H. Frost vs. West Georgia (Nov 27, 2021)
Pass Completions	30	L. Wingo vs. North Alabama (Nov 22, 2014)
Yards Passing	381	H. Frost vs. West Georgia (Nov 27, 2021)
TD Passes	4	H. Frost vs. West Georgia (Nov 27, 2021)
Long Pass	88	L. Wingo vs. North Alabama (Nov 22, 2014)
Receptions	14	T. Lehtio vs. West Florida (Nov 29, 2019)
Yards Receiving	214	T. Ward vs. Carson-Newman (Nov 21, 2015)
TD Receptions	2	T. Ward vs. Carson-Newman (Nov 21, 2015)
		R. Blackmon vs. West Georgia (Nov 27, 2021)
Long Reception	88	J. Smith vs. North Alabama (Nov 22, 2014)
Field Goals	4	C. Duncan vs. Carson-Newman (Dec 01, 2012)
Long Field Goal	52	J. Dieterle vs. Ferris State (Dec 15, 2018)
		M. Davis vs. UNC-Pembroke (Nov 19, 2016)
Punts	8	M. Davis vs. UNC-Pembroke (Nov 16, 2016)
		J. Iknew vs. West Alabama (Nov 24, 2012)
Punting Average	50.7	J. Dugan vs. West Georgia (Nov 28, 2015)
Long Punt	70	M. Stadler vs. NW Missouri State (Dec 15, 2007)
Punts Inside 20	2	6x; Last, K. Amaya vs. Bowie State (Dec 04, 2021)
Long Punt Return	59	D. Appling vs. West Georgia (Dec 06, 2014)
Long Kickoff Return	52	L. Williams vs. Carson-Newman (Nov 21, 2015)
Tackles	14	S. Rich vs. North Alabama (Nov 22, 2014)
Sacks	4.0	D. Donahue vs. West Georgia (Nov 28, 2015)
Tackles For Loss	3.5	D. Donahue vs. West Georgia (Nov 28, 2015)
Interceptions	2	M. Thomas vs. UNC-Pembroke (Nov 19, 2016)
		R. Boone vs. Bowie State (Dec 04, 2021)

OPPONENT TEAM SUPERLATIVES

Rushes	66	vs. Lenoir-Rhyne (Nov 29, 2014)
Yards Rushing	436	vs. Ferris State (Dec 18, 2021)
Yards Per Rush	8.5	vs. Ferris State (Dec 18, 2021)
TD Rushes	6	vs. Ferris State (Dec 18, 2021)
Pass Attempts	45	vs. North Alabama (Dec 01, 2007)
Pass Completions	31	vs. North Alabama (Dec 01, 2007)
Yards Passing	511	vs. North Alabama (Nov 22, 2014)
Yards Per Pass	17.4	vs. Ferris State (Dec 18, 2021)
TD Passes	4	vs. West Georgia (Nov 27, 2021)
Total Plays	98	vs. Fort Valley State (Nov 17, 2001)
Total Offense	558	vs. Ferris State (Dec 18, 2021)
Yards Per Play	9.6	vs. Ferris State (Dec 18, 2021)
Points	59	vs. Carson Newman (Nov. 21, 2015)
Sacks By	3	3x; Last, vs. Notre Dame (Dec 08, 2018)
First Downs	32	vs. Carson-Newman (Nov 21, 2015)
Penalties	13	vs. Albany State (Nov 23, 1996)
Penalty Yards	104	vs. Delta State (Nov 18, 2000)
Turnovers	5	vs. Ferris State (Dec 15, 2018)
Interceptions By	3	vs. Catawba (Nov 24, 2001)
Punts	8	vs. UNC-Pembroke (Nov 19, 2016)
Punting Average	50.7	vs. West Georgia (Nov. 28, 2015)
Long Punt	63	vs. Bowie State (Dec 04, 2021)
Punt Inside 20	3	vs. West Georgia (Nov 28, 2015)
Long Punt Return	54	vs. North Alabama (Nov 20, 2010)

The Gulf South Conference



Academic excellence and a leadership role in NCAA's Division II make the Gulf South Conference (GSC) something special. Entering its 51st year, the GSC is a charter Division II member that prides itself as one of the first conferences to be created and administered by its CEOs.

We take pride in our 50-plus National Team Championships in 13 sports, one individual men's cross country champion, five men's golf individual champions, and one track and field champion, as well as more than 150 regional titles, especially because there is no sacrifice on the academic side, where GSC student-athletes graduate at a much higher rate than the general student body. The conference saw all 13 full-time institutions either earn a conference title or advance to NCAA Championship action in 2021-22.

The GSC sponsors 19 sports, including 18 championship events. Official sponsored sports include baseball, men's and women's basketball, men's and women's cross country, football, men's and women's golf, men's and women's soccer, softball, men's and women's tennis, men's and women's track and field, and volleyball. Prior to the 2020-21 academic year, the conference officially added women's lacrosse after three seasons as an emerging sport.

In the summer of 1970, six college presidents met to discuss athletics and when the meeting ended, a new league emerged—the Mid-South Conference. Delta State, Florence State (now North Alabama), Jacksonville State, Livingston (now West Alabama), Tennessee-Martin (UTM) and Troy State (TSU) were the charter members, but scheduling problems for the 1970-71 academic year limited the conference to only football. Southeast Louisiana (SELA) and Nicholls State (NSU) joined in 1971 and the league opened an office in Hammond, La., changed its name to the Gulf South Conference, and began championships in nine men's sports. Mississippi College (MC) and Northwestern Louisiana (NWLA, now Northwestern State) joined in 1972 and two years later, NWLA left for Division I, followed by SELA and NSU in 1979.

The conference continued with seven teams until 1981, when the CEOs admitted Valdosta State and West Georgia (1983). In 1991, UTM and TSU went Division I, briefly dropping the GSC back to seven members, but an aggressive expansion resulted in 10 new members: Lincoln Memorial (1992-93); Alabama Huntsville, Henderson State, Central Arkansas and Mississippi University for Women (MUW, 1993-94); West Florida (1994-95); and Arkansas-Monticello, Arkansas Tech, Montevallo and Southern Arkansas (1995-96). Jacksonville State moved to Division I at the end of 1992-93. MC dropped to Division III at the end of 1995-96, and was replaced by Christian Brothers to keep the conference at 16 schools. In July 2000, the GSC welcomed Harding University and Ouachita Baptist University, making it the largest NCAA-playing conference at any level with 18 schools. MUW dropped its athletics program at the end of the 2002-03 season, decreasing the membership to 17. Central Arkansas reclassified to Division I and Lincoln Memorial moved to the South Atlantic Conference following the 2006-07 year. Montevallo's departure for the Peach Belt Conference dropped the number to 14 in 2009-10. North Alabama completed its final year with the GSC in 2017-18, as the Lions accepted an invitation to go Division I and join the Atlantic Sun Conference.

The GSC moved away from divisional play after the 2010-11 season after its six Arkansas members broke away, dropping the membership to eight. The league implemented a five-year expansion plan in 2012 resulting in the addition of new members Shorter University (2014-15), Union University (2014-15), Lee University (2015-16) and Auburn University at Montgomery (2019-20) along with the return of Mississippi College (2016-17) and Montevallo (2017-18). Auburn Montgomery became a provisional member in 2017-18 as they advanced through the NCAA membership process. The Warhawks are on track to be a full member, eligible for all awards and postseason opportunities, in 2019-20. The conference also adopted affiliate memberships to boost its ranks, resulting in sport-specific members, Flagler (women's lacrosse), North Greenville (football), Spring Hill College (men's and women's soccer and women's golf), and Young Harris College (women's lacrosse).

FOOTBALL PARTICIPATING MEMBERS



GSC National Championships 1971-2022 (54)

Baseball (6)

West Florida (2011)
Delta State (2004)
Jacksonville State (1990, '91)
Troy State (1986, '87)

Men's Basketball (3)

North Alabama (1979, '91)
Jacksonville State (1985)

Women's Basketball (7)

Delta State (1975, '76, '77, '89, '90, '92)
Southeastern Louisiana (1977)

Football (13)

Valdosta State (2004, '07, '12, '18)
Delta State (2000)
West Alabama (1971)
West Florida (2019)
North Alabama (1993, '94, '95)
Jacksonville State (1992)
Troy State (1984, '87)

Men's Golf (5)

West Florida (2001, '08)
Troy State (1976, '77, '84)
Lee (2022)

Women's Golf (3)

Troy State (1984, '86, '89)

Women's Gymnastics (2)

Jacksonville State (1984, '85)

Men's Hockey (2)

Alabama-Huntsville (1996, '98)

Women's Soccer (2)

West Florida (2012)
Christian Brothers (2002)

Softball (2)

Valdosta State (2012)
North Alabama (2015)

Men's Tennis (6)

West Florida (2004, '05, '14, '17)
Valdosta State (2006, '11)

Men's Track and Field (1)

Southeastern Louisiana (1975)

Women's Volleyball (1)

North Alabama (2003)

* Mississippi College vacated national title in 1989 / Men's Hockey not GSC Sponsored Sport