

VMI Basketball RECORD BOOK



YEAR-BY-YEAR RECORDS

Year	Overall Record	Conference Record	Home Record	Away Record	Neutral	Points For	Points Against	Head Coach	Postseason
1908-09	3-3	-	3-2	0-1	-	135	116	Pete Krebs	-
1909-10	2-5	-	2-3	0-2	-	146	226	F.J. Pratt	-
1910-11	3-5	-	2-4	1-1	-	140	222	J. Mitchell	-
1911-12	6-5	-	5-4	1-1	-	280	238	Alpha Brummage	-
1912-13	8-4	-	6-1	2-3	-	340	224	Alpha Brummage	-
1913-14	6-6	-	5-3	1-0	0-3	311	251	W.C. Raferty	-
1914-15	8-2	-	8-0	0-0	0-2	269	189	F.H. Gaoton	-
1915-16	9-3	-	8-2	1-1	-	440	269	F.H. Gaoton	-
1916-17	9-5	-	9-2	0-3	-	465	349	F.H. Gaoton	-
1917-18	6-6	-	5-4	0-2	1-0	402	310	E.C. Abell	-
1918-19	8-6	-	7-3	1-2	0-1	515	316	E.C. Abell	-
1919-20	11-1	-	8-0	1-1	2-0	481	188	Pinky Spruhan	-
1920-21	16-1	-	12-0	1-1	3-0	749	305	Pinky Spruhan	-
1921-22	11-7	-	10-2	1-4	0-1	549	439	Pinky Spruhan	-
1922-23	8-6	-	5-4	3-0	0-2	295	247	W.C. Raferty	-
1923-24	9-5	-	7-3	1-1	1-1	329	293	W.C. Raferty	First Round SoCon Tournament
1924-25	6-5	-	5-2	1-2	0-1	248	239	W.C. Raferty	First Round SoCon Tournament
1925-26	7-8	3-5	5-5	2-2	0-1	395	367	W.C. Raferty	First Round SoCon Tournament
1926-27	3-12	0-7	3-8	0-3	0-1	354	422	W.C. Raferty	First Round SoCon Tournament
1927-28	7-6	5-5	6-4	1-1	0-1	417	370	W.C. Raferty	First Round SoCon Tournament
1928-29	6-7	1-7	6-3	0-4	-	392	378	W.C. Raferty	-
1929-30	4-10	2-6	4-6	0-4	-	386	444	W.C. Raferty	First Round SoCon Tournament
1930-31	4-12	2-8	4-6	0-6	-	408	497	W.C. Raferty	-
1931-32	0-14	0-9	0-8	0-6	-	289	458	W.C. Raferty	-
1932-33	4-11	2-8	4-5	0-6	-	362	496	W.C. Raferty	-
1933-34	4-10	3-6	3-4	1-6	-	335	452	W.C. Raferty	First Round SoCon Tournament
1934-35	3-14	2-9	2-7	1-7	-	448	575	Frank Summers	First Round SoCon Tournament
1935-36	3-14	0-10	3-8	0-6	-	570	738	Frank Summers	-
1936-37	6-11	5-11	3-6	2-5	1-0	571	647	Pooley Hubert	-
1937-38	4-11	2-7	2-7	2-4	-	414	511	J. Elmore	-
1938-39	7-10	6-6	4-3	3-4	0-2	600	664	Jimmy Walker	First Round SoCon Tournament
1939-40	3-12	2-9	3-5	0-5	0-2	461	590	Jimmy Walker	-
1940-41	10-6	8-4	5-2	4-3	1-1	625	595	Jimmy Walker	SoCon Tournament Semifinalists
1941-42	7-11	5-9	5-4	2-6	0-1	711	727	Jimmy Walker	-
1942-43	8-8	7-5	4-3	4-4	0-1	627	633	Pooley Hubert	First Round SoCon Tournament
1943-44	0-14	0-5	0-6	0-7	0-1	380	620	Joe Daher	-
1944-45	2-10	1-4	2-3	0-6	0-1	360	531	Joe Daher	-
1945-46	1-10	1-6	1-4	0-6	-	286	519	Jay McWilliams	-
1946-47	4-15	1-11	4-8	0-7	-	934	1091	Lloyd Roberts	-
1947-48	3-17	1-12	3-7	0-9	0-1	941	1128	Frank Summers	-
1948-49	3-16	3-8	2-7	1-9	-	937	1213	Frank Summers	-
1949-50	4-17	2-11	2-7	2-10	-	1198	1477	Bill O'Hara	-
1950-51	3-18	3-11	2-10	1-8	-	1218	1471	Bill O'Hara	-
1951-52	3-21	2-13	1-7	2-14	-	1417	1795	Bill O'Hara	-
1952-53	5-19	1-14	3-7	2-12	-	1549	1852	Chuck Noe	-
1953-54	11-12	6-7	8-3	3-8	0-1	1683	1667	Chuck Noe	First Round SoCon Tournament
1954-55	8-15	4-9	6-4	2-10	0-1	1619	1821	Chuck Noe	First Round SoCon Tournament
1955-56	4-19	3-11	1-7	3-9	0-3	1579	1882	Jack Null	-
1956-57	4-22	1-13	4-7	0-12	0-3	1769	2106	Jack Null	-
1957-58	4-17	1-12	3-6	1-10	0-1	1357	1698	Jack Null	-
1958-59	5-13	2-11	3-5	2-8	-	1137	1311	L.F. Miller	-
1959-60	4-16	3-11	2-6	2-7	0-3	1467	1643	L.F. Miller	First Round SoCon Tournament
1960-61	5-17	3-11	3-4	2-9	0-4	1357	1698	L.F. Miller	First Round SoCon Tournament
1961-62	9-11	6-8	4-2	3-7	2-2	1469	1559	L.F. Miller	SoCon Tournament Semifinalists
1962-63	6-15	6-10	4-5	2-9	0-1	1552	1644	L.F. Miller	First Round SoCon Tournament
1963-64	12-12	7-7	6-2	3-9	3-1	1779	1853	L.F. Miller	SoCon Tournament Champs; NCAA 1st Round
1964-65	8-13	5-9	4-2	2-10	2-1	1560	1612	Gary McPherson	First Round SoCon Tournament
1965-66	5-18	5-11	4-3	1-9	0-6	1782	1880	Gary McPherson	First Round SoCon Tournament
1966-67	5-16	4-12	3-6	1-7	1-3	1558	1672	Gary McPherson	-
1967-68	9-12	8-7	7-2	2-8	0-2	1565	1637	Gary McPherson	First Round SoCon Tournament
1968-69	5-18	3-11	4-4	1-8	0-6	1725	1874	Gary McPherson	First Round SoCon Tournament
1969-70	6-19	3-10	5-5	0-10	1-4	1605	1905	Mike Schuler	First Round SoCon Tournament
1970-71	1-25	1-11	1-10	0-10	0-5	1626	2125	Mike Schuler	First Round SoCon Tournament
1971-72	6-19	2-10	5-7	0-10	1-2	1663	2071	Mike Schuler	First Round SoCon Tournament
1972-73	7-19	3-9	6-6	0-11	1-2	1623	2123	Bill Blair	First Round SoCon Tournament

VMI BASKETBALL RECORD BOOK

Year	Overall	Conference	Home	Away	Neutral	Points	Points	Head	
	Record	Record	Record	Record		For	Against	Coach	Postseason
1973-74	6-18	3-9	5-8	1-7	0-3	1594	1685	Bill Blair	First Round SoCon Tournament
1974-75	13-13	6-6	9-6	3-4	1-3	2104	2061	Bill Blair	SoCon Tournament Semifinalists
1975-76	22-10	9-3	12-1	4-6	6-3	2450	2164	Bill Blair	SoCon Tournament Champs; NCAA Elite 8
1976-77	26-4	8-2	14-0	3-2	9-3	2421	2152	Charlie Schmaus	SoCon Tournament Champs; NCAA Sweet 16
1977-78	21-7	7-3	11-0	6-3	4-4	2247	2067	Charlie Schmaus	SoCon Tournament Semifinalists
1978-79	12-15	2-8	9-7	3-5	0-3	2041	2154	Charlie Schmaus	First Round SoCon Tournament
1979-80	11-16	6-10	7-8	4-8	-	1969	2043	Charlie Schmaus	First Round SoCon Tournament
1980-81	4-23	3-13	1-10	3-10	0-3	1743	2083	Charlie Schmaus	First Round SoCon Tournament
1981-82	1-25	1-15	1-9	0-14	0-2	1606	2185	Charlie Schmaus	-
1982-83	2-25	1-15	2-14	0-11	-	1586	1994	Marty Fletcher	-
1983-84	8-19	4-12	7-7	1-12	-	1640	1862	Marty Fletcher	-
1984-85	16-14	7-9	12-5	2-8	2-1	1863	1816	Marty Fletcher	SoCon Tournament Finalists
1985-86	11-17	5-11	9-6	2-9	0-2	2004	2081	Marty Fletcher	First Round SoCon Tournament
1986-87	11-17	5-11	9-5	2-11	0-1	1991	2122	Joe Cantafio	First Round SoCon Tournament
1987-88	13-17	6-10	8-6	3-10	2-1	2080	2188	Joe Cantafio	SoCon Tournament Finalists
1988-89	11-17	5-9	9-4	2-11	0-2	2138	2132	Joe Cantafio	First Round SoCon Tournament
1989-90	14-15	7-7	11-1	1-11	2-3	2239	2224	Joe Cantafio	SoCon Tournament Semifinalists
1990-91	10-18	5-9	6-5	4-10	0-3	1997	2167	Joe Cantafio	First Round SoCon Tournament
1991-92	10-18	3-11	6-7	4-8	0-3	1927	2060	Joe Cantafio	First Round SoCon Tournament
1992-93	5-22	3-15	3-8	1-12	1-2	1785	2058	Joe Cantafio	First Round SoCon Tournament
1993-94	5-23	2-16	4-9	0-13	1-1	1891	2131	Joe Cantafio	SoCon Tournament Quarterfinalists
1994-95	10-17	6-8	8-5	2-11	0-1	2154	2370	Bart Bellairs	First Round SoCon Tournament
1995-96	18-10	10-4	12-1	5-8	1-1	2358	2228	Bart Bellairs	SoCon Tournament Semifinalists
1996-97	12-16	7-7	7-5	4-10	1-1	2170	2180	Bart Bellairs	SoCon Tournament Quarterfinalists
1997-98	14-13	8-7	9-4	4-8	0-1	2037	2022	Bart Bellairs	SoCon Tournament Quarterfinalists
1998-99	12-15	9-7	8-5	4-9	0-1	1897	2020	Bart Bellairs	First Round SoCon Tournament
1999-00	6-23	1-15	5-9	0-12	1-2	2064	2247	Bart Bellairs	First Round SoCon Tournament
2000-01	9-19	5-11	7-6	2-12	0-1	1905	2039	Bart Bellairs	First Round SoCon Tournament
2001-02	10-18	5-11	7-5	3-11	0-2	2141	2300	Bart Bellairs	First Round SoCon Tournament
2002-03	10-20	3-13	5-7	2-11	3-2	1952	2147	Bart Bellairs	SoCon Tournament Semifinalists
2003-04	6-22	4-12	6-6	0-13	0-3	1608	1942	Bart Bellairs	-
2004-05	9-18	3-13	6-7	3-11	-	1748	1893	Bart Bellairs	-
2005-06	7-20	2-14	5-9	2-11	-	1924	2053	Duggar Baucom	-
2006-07	14-19	5-9	8-5	4-11	2-3	3331	3240	Duggar Baucom	Big South Tournament Finalists
2007-08	14-15	6-8	8-6	6-7	0-2	2649	2530	Duggar Baucom	First Round Big South Tournament
2008-09	24-8	13-5	13-3	10-5	1-0	3002	2737	Duggar Baucom	Big South Tournament Finalists
2009-10	10-19	5-13	3-6	2-7	0-0	2569	2799	Duggar Baucom	First Round Big South Tournament
2010-11	18-13	10-8	11-5	7-7	0-1	2726	2545	Duggar Baucom	Big South Tournament Semifinalists
2011-12	17-16	8-10	13-2	1-14	3-0	2631	2660	Duggar Baucom	Big South Tournament Finalists
2012-13	14-17	8-8	8-5	5-10	1-2	2423	2411	Duggar Baucom	Big South Tournament Semifinalists
2013-14	22-13	11-5	14-3	7-10	1-0	3089	2891	Duggar Baucom	Collegelinsider.com Tournament (CIT) Semifinalists
2014-15	11-19	7-11	6-7	4-10	1-2	2415	2428	Duggar Baucom	First Round SoCon Tournament
2015-16	9-21	4-14	8-6	1-14	0-1	2081	2264	Dan Earl	First Round SoCon Tournament
2016-17	6-24	3-15	5-9	1-14	0-1	2057	2346	Dan Earl	First Round SoCon Tournament
2017-18	9-21	4-14	6-8	3-12	0-1	1954	2214	Dan Earl	First Round SoCon Tournament
2018-19	11-21	4-14	8-7	2-13	1-1	2433	2617	Dan Earl	SoCon Quarterfinals
2019-20	9-24	3-15	5-10	2-12	2-2	2380	2346	Dan Earl	SoCon Quarterfinals
2020-21	13-12	7-7	11-1	1-10	1-1	2001	1897	Dan Earl	SoCon Semifinals
2021-22	16-16	9-9	9-4	6-9	1-3	2529	2375	Dan Earl	CBI Tournament First Round
2022-23	7-25	2-16	6-8	1-14	0-3	2220	2457	Andrew Wilson	First Round SoCon Tournament
2023-24	4-28	1-17	4-10	0-15	0-3	2204	2644	Andrew Wilson	First Round SoCon Tournament

Name	Seasons	Years	Overall	Pct.	Conference	Pct.	Name	Seasons	Years	Overall	Pct.	Conference	Pct.
Pete Krebs	1908-09	1	3-3	.500	-	-	Lloyd Roberts	1946-47	1	4-15	.211	1-11	.083
F.J. Pratt	1909-10	1	2-5	.286	-	-	Bill O'Hara	1949-52	3	10-56	.152	7-35	.167
J. Mitchell	1910-11	1	3-5	.375	-	-	Chuck Noe	1952-55	3	24-46	.343	11-30	.268
Alpha Brummage	1911-13	2	14-9	.609	-	-	Jack Null	1955-58	3	12-58	.171	5-36	.122
W.C. Raferty	1913-14,22-34	13	68-112	.378	18-61	.228	L.F. Miller	1958-64	6	41-83	.331	27-58	.318
F.H. Gaoton	1914-17	3	26-10	.722	-	-	Gary McPherson	1964-69	5	32-77	.294	25-50	.333
E.C. Abell	1917-1919	2	14-12	.538	-	-	Mike Schuler	1969-72	3	13-63	.171	6-31	.162
Pinky Spruhan	1919-22	3	38-9	.809	-	-	Bill Blair	1972-76	4	48-60	.444	21-27	.438
Frank Summers	1934-36,47-49	4	12-61	.164	6-39	.133	Charlie Schmaus	1976-82	6	75-90	.455	27-51	.346
Pooley Hubert	1936-37,42-43	2	14-19	.424	12-16	.429	Marty Fletcher	1982-86	4	37-75	.330	17-47	.266
J. Elmore	1937-38	1	4-11	.267	2-7	.222	Joe Cantafio	1986-94	8	79-147	.350	36-88	.290
Jimmy Walker	1938-42	4	27-39	.409	21-28	.429	Bart Bellairs	1994-05	11	116-191	.378	61-108	.361
Joe Daher	1943-45	2	2-24	.077	1-9	.100	Duggar Baucom	2005-14	10	151-159	.487	73-101	.420
Jay McWilliams	1945-46	1	1-10	.091	1-6	.143	Dan Earl	2015-2022	7	73-139	.344	34-88	.279
							Andrew Wilson	2022-present	2	11-53	.172	3-33	.083

RECORDS VS. ALL OPPONENTS

	W	L	First Met	Last Met		W	L	First Met	Last Met		W	L	First Met	Last Met
Air Force	1	2	2012	2024	Georgia State	2	0	1979	1979	Regent	1	0	2023	2023
Alabama	1	2	1928	1995	Georgia Tech	2	6	1921	1993	Rice	0	1	1973	1973
Albright	1	0	1997	1997	Goucher College	2	0	2019	2020	Richmond	44	87	1916	2024
Alderson Broaddus	1	0	1978	1978	Greensboro College	1	0	2021	2021	Richmond Prof. Ins.	1	0	1955	1955
Alice Lloyd	1	0	2012	2012	Guilford	1	0	1912	1912	Roanoke College	24	22	1911	1988
American	0	4	2017	2024	Hampden-Sydney	20	9	1912	1985	Roanoke Elks	2	0	1922	1924
Appalachian State	28	37	1973	2003	Hampton	1	0	2021	2021	Roanoke YMCA	3	1	1912	1921
Army	4	8	1971	2015	Hardin-Simmons	0	1	1957	1957	Rutgers	0	2	1969	1976
Arkansas	1	2	1965	1990	Harvard	1	0	2003	2003	St. Andrews (NC)	1	0	2021	2021
Arkansas State	0	2	1967	2020	Hawaii	0	1	2000	2000	St. Francis (PA)	1	1	2003	2004
Ashford Gen. Hosp.	0	2	1944	1944	High Point	10	13	2004	2014	St. John's (MD)	6	7	1911	1934
Atlantic Christian	1	1	1970	1972	Howard	2	2	2001	2008	St. Mary's (MD)	1	0	2002	2002
Auburn	2	0	1920	1926	Idaho	0	1	2020	2020	Salem College	3	0	1974	1978
Averett	2	0	1984	1986	Illinois State	0	1	1982	1982	Samford	5	20	1967	2024
Baltimore University	0	2	1980	1981	Indiana State	0	2	1969	1976	Seattle	1	0	2022	2022
Baltimore YMCA	0	1	1909	1909	IPFW	1	0	2014	2014	Seton Hall	0	1	2009	2010
Bethany College	2	0	1975	1979	Jacksonville State	1	2	2007	2011	Sewanee College	2	1	1928	1931
Birmingham-Southern	0	6	2004	2006	James Madison	7	14	1974	2008	Shenandoah	8	0	1987	2013
Binghamton	0	1	2004	2004	Johnson University	1	0	2015	2015	Shepherd College	1	1	1974	1975
Bluefield	14	0	1980	2004	Kent State	1	1	1967	1991	Siena College	1	0	1978	1978
Bluefield State	1	0	2014	2014	Kentucky	3	6	1914	2019	SIU-Edwardsville	0	1	2023	2023
Boston College	0	1	1956	1956	Kentucky Christian	1	0	2019	2019	South Alabama	0	2	1971	1975
Bridgewater	15	4	1924	2016	Kentucky Wesleyan	0	1	1960	1960	South Carolina	3	8	1913	2024
Brown	1	0	1990	1990	Keystone College	1	0	2022	2022	South Carolina State	1	1	2007	2008
Bucknell	1	2	1961	1985	Lafayette	1	0	1993	1993	South Carolina Upstate	1	1	2019	2020
Butler	0	1	2016	2016	Langley Field	1	0	1947	1947	South Dakota	0	1	2024	2024
California University	1	0	1977	1977	Lebanon Valley	2	0	1976	1980	South Dakota State	1	0	2007	2007
California-Irvine	0	1	1981	1981	Lees-McRae	1	0	2006	2007	Southeastern	1	0	1976	1976
Campbell	5	6	1979	2017	Liberty	16	14	1976	2014	Southern Virginia	11	0	1999	2017
Campbellville Harrodsburg	1	0	2021	2021	Lincoln Memorial	1	0	1925	1925	#Southern Wesleyan	5	0	1976	2018
Camp Meade	0	1	1950	1950	Long Beach State	0	1	1978	1978	South Florida	0	1	1983	1983
Canisius	1	0	2014	2014	Longwood	10	5	1983	2024	Southwest Louisiana	0	1	1981	1981
Carlow	2	0	2022	2023	Louisiana State	0	2	1957	1966	Staunton Mil. Acad.	2	1	1909	1910
Carson-Newman	2	0	1925	1926	Louisiana Tech	0	1	1975	1975	Stetson	2	2	1970	2020
Catholic University	0	2	1914	1922	Louisville	0	1	2004	2004	Stevenson	1	0	2009	2009
Cedarville	1	0	1947	1947	Loyola (MD)	0	3	1974	2005	Takola	2	0	1922	1923
Centenary (NJ)	2	1	1965	1995	Lynchburg AC	1	0	1924	1924	Tennessee	4	7	1911	2003
Central Arkansas	1	0	2022	2022	Lynchburg	21	4	1912	2009	Texas	0	2	1988	1990
Cent. Conn. St.	0	1	1993	1993	Lynchburg Elks	3	0	1921	1923	Texas San-Antonio	0	1	2004	2004
Central Florida	0	1	1979	1979	Lynchburg YMCA	2	1	1910	1913	Toledo	0	2	1971	1978
Central Penn.	4	0	2011	2016	Maine	0	1	1982	1982	Towson	2	2	1974	2005
Charleston, Coll. of	0	5	1999	2003	Manhattan	0	1	1982	1982	Trinity (Tex.)	0	1	1971	1971
*Charleston Southern	16	11	1980	2018	Marine Inst.	0	1	1946	1946	Tulane	1	1	1977	2004
Chattanooga	16	52	1978	2024	Marist	1	3	2013	2022	Tusculum	1	0	2016	2016
Christendom	2	0	2020	2024	Marshall	15	33	1953	2011	UC Davis	1	0	2020	2020
Christopher Newport	3	0	1975	1986	Mary Washington	2	1	2001	2003	UCLA	0	1	1981	1981
The Citadel	60	62	1921	2024	Maryland	10	43	1911	2015	UMBC	2	0	2011	2012
Clarks Summit	2	0	2022	2024	Maryland Bible	1	0	2009	2009	Union-Theo. (Va.)	1	0	1915	1915
Clemson	1	7	1936	2014	Memphis State	0	1	1958	1958	Utah	0	1	1969	1969
Cleveland St.	2	1	1978	1980	Mercer	4	19	2006	2024	Vanderbilt	0	3	1958	1991
Coastal Carolina	6	19	2004	2014	Mid-Atlantic Christian	1	0	2015	2015	Villanova	0	1	2002	2002
Columbia	0	1	1966	1966	Middle Tennessee	0	2	1960	1975	Virginia	15	100	1909	2009
Columbia Union	1	0	2008	2008	Milligan	1	0	2012	2012	Virginia-Wise^	3	1	1980	2011
Concord	1	0	1980	1980	Mississippi	0	1	1925	1925	Virginia Christ. Col.	4	0	1913	1919
Connecticut	0	3	1952	1974	Morehead State	0	2	2001	2002	VCU	0	3	2000	2018
Cornell	1	1	1991	2007	Morgan State	0	2	2011	2013	Virginia Intermont	1	0	2007	2007
Corpus Christi	0	1	1973	1973	Morris Harvey	2	3	1951	1977	Virginia-Lynchburg	2	0	2013	2014
Dartmouth	0	1	2008	2008	Mount St. Mary's	0	1	1990	1990	Virginia Medical College	1	0	1928	1928
Davidson	30	77	1910	2023	Navy	2	24	1919	2024	Virginia Tech	43	94	1909	2021
Davis & Elkins	0	1	1952	1952	New Mexico State	0	1	1973	1973	Virginia Wesleyan	1	0	1975	1975
Dayton	0	4	1974	2017	New Orleans	0	2	2004	2022	Wake Forest	4	20	1912	2022
Delaware	1	0	1924	1924	Newport News App.	1	1	1944	2008	Warren Wilson	1	0	2000	2000
Denver	0	1	1956	1956	Norfolk NAS	1	2	1950	1952	Washington & Lee	3	0	1941	1997
DePaul	1	0	1976	1976	Norfolk State	0	1	2003	2003	Washington College	2	1	1923	2019
Duke	9	18	1911	1953	North Alabama	1	0	2019	2019	Washington State	0	1	2004	2004
Duquesne	1	2	1977	2020	North Carolina	4	36	1913	1997	Weber State	0	1	1992	1992
East Carolina	8	21	1963	2020	North Carolina State	7	22	1916	2018	Western Carolina	27	40	1978	2024
East Illinois	0	2	1971	1972	Northern Arizona	0	1	2024	2024	Western Michigan	0	1	1981	1981
ETSU	15	59	1953	2024	Northern Colorado	0	1	2008	2008	West Liberty St.	1	0	1979	1979
Eastern Mennonite	6	0	1989	2004	Notre Dame	0	1	2000	2000	West Virginia	4	46	1916	2017
Elon	7	7	1914	2014	UNC Asheville	8	17	1989	2014	West Virginia Tech	4	3	1951	1998
Emory & Henry	7	3	1912	1984	UNC Charlotte	0	3	1997	1999	West Virginia Wesleyan	5	1	1920	2009
Fairleigh Dickinson	1	2	1979	2023	UNC Greensboro	10	25	1979	2024	William & Mary	40	77	1915	2014
Ferrum	3	0	2000	2020	UNC Wilmington	0	3	2009	2022	Winthrop	12	15	1992	2014
Florida	1	3	1921	2000	N.C. Wesleyan	0	1	1983	1983	Wis.-Green Bay	0	1	1976	1976
Florida International	0	1	1997	1997	Ohio	1	1	1972	2014	Wofford	9	24	1970	2024
Florida Southern	1	0	1970	1970	Ohio State	0	4	2007	2016	W. Wilson Hospital	0	2	1944	1944
Florida State	1	2	1964	1966	Ohio Valley	1	0	2018	2018	Wright State	1	1	2013	2014
Fordham	0	1	2023	2023	Old Dominion	5	20	1968	2013	Xavier	1	0	1973	1973
Ft. Belvoir	1	0	1947	1947	Oklahoma City	1	0	1977	1977	Yale	0	1	2014	2014
Frostburg State	1	0	2017	2017	Oral Roberts	2	0	1988	2000					
Furman	37	71	1939	2024	Pacific	1	0	1976	1976					
Gallaudet	1	0	1933	1933	Pennsylvania	0	2	1921	1961					
Gardner-Webb	10	6	1971	2022	Penn State	1	5	1996	2021					
George Mason	1	2	1980	2021	Penn State-New Kensington	2	0	2023	2024					
George Washington	17	44	1913	2015	Pitt	0	2	2012	2019					
Georgetown	0	4	1913	2003	Portland	1	0	2022	2022					
Georgia	0	5	1926	1929	Presbyterian	9	11	1957	2024					
Georgia Southern	5	10	1993	2003	Princeton	0	2	1964	2007					
					Quantico Marines	0	4	1947	1951					
					Radford	22	23	1976	2024					
					Randolph College	2	0	2009	2011					
					Randolph-Macon	10	0	1909	2001					

*- Formerly known as Baptist, #- Formerly known as Charleston Wesleyan ^-Formerly known as Clinch Valley

SINGLE-GAME RECORDS • INDIVIDUAL

MOST POINTS SCORED

1. 46 QJ Peterson vs. Mercer, 2/25/16
2. 45 Reggie Williams vs. Virginia Inter mont, 11/15/06
3. 43 Reggie Williams vs. Southern Virginia, 1/8/08
Reggie Williams vs. Apprentice, 12/10/07
Julian Eleby at Western Carolina, 2/21/15
6. 42 Jason Conley vs. Western Carolina, 2/9/02
Ron Carter vs. Long Beach State, 12/29/77
8. 41 Bubba Parham vs. W. Carolina, 3/8/19
D.J. Covington vs. IPFW, 3/22/14
Reggie Williams vs. Cornell, 12/1/06
Norm Halberstadt vs. Richmond, 2/21/61
11. 40 Reggie Williams vs. Liberty, 1/27/07
Reggie Williams vs. High Point, 1/10/07
QJ Peterson at Chattanooga, 1/25/17

MOST POINTS SCORED IN A HALF

1. 30 Reggie Williams vs. Charleston Southern, 1/13/07
2. 28 QJ Peterson vs. Bridgewater, 11/20/13
28 QJ Peterson at Chattanooga, 1/25/17
3. 27 John Goode vs. East Tennessee State, 2/4/80
27 Julian Eleby vs. Charleston Southern, 12/13/16

MOST FIELD GOALS MADE

1. 19 Reggie Williams vs. Southern Virginia, 1/8/08
2. 18 Reggie Williams vs. West Va. Wesleyan, 11/14/07
Reggie Williams vs. Virginia Inter mont, 11/15/06
4. 17 Reggie Williams vs. Apprentice, 12/10/07
5. 16 D.J. Covington vs. IPFW, 3/22/14
Lewis Preston vs. Western Carolina, 2/10/92
Bill Blair vs. Davidson, 1964
Bill Blair vs. N.C. State, 2/23/63
Norm Halberstadt vs. G. Washington, 1962
Norm Halberstadt vs. G. Washington, 1961

MOST FIELD GOALS ATTEMPTED

1. 39 Bill Ralph vs. West Virginia, 1954

MOST FREE THROWS MADE

1. 19 Gay Elmore vs. Davidson, 2/24/86
Ron Carter vs. Siena, 1/4/78

MOST FREE THROWS ATTEMPTED

1. 22 Darren Sawyer vs. Marshall, 1/8/83



D.J. Covington had a 40-point game in the second round of the 2014 CIT.

MOST REBOUNDS

1. 31 Bill Ralph vs. Hampden-Sydney, 1954
2. 28 Steve Powers vs. Davidson, 1967
Bobby Williamson vs. Lynchburg, 1955
4. 27 Karl Klinar vs. Hampden-Sydney, 1953
5. 26 Steve Powers vs. George Washington, 1967
6. 25 Charlie Schmaus vs. The Citadel, 1966
7. 24 Steve Powers vs. East Carolina, 1968
8. 23 Chuck Cotton vs. Presbyterian, 1957
Chuck Cotton vs. Roanoke, 1958
9. 22 Dave Montgomery vs. The Citadel, 1/13/75
Steve Powers vs. George Washington, 1968

MOST ASSISTS

1. 14 Bobby Prince vs. Western Carolina, 1/14/95
2. 13 Ron Burks vs. Lynchburg, 11/30/09
Richard Little vs. High Point, 2/25/04
Richard Little vs. James Madison, 2/9/04
Richard Little vs. Chattanooga, 3/7/03
5. 12 Rodney Glasgow at Gardner-Webb, 2/5/14
Reggie Williams vs. Charleston Southern, 2/5/07
Richard Little vs. Liberty, 11/23/02
Mike Huffman vs. Hampden-Sydney, 12/8/84

MOST BLOCKS

1. 9 Eric Mann vs. The Citadel, 1/15/00
9 D.J. Covington vs. Southern Virginia, 11/23/10
3. 8 Phillip Anglade vs. Va.-Lynchburg, 12/9/13
4. 7 Lewis Preston vs. Marshall, 1/18/92
D.J. Covington at Old Dominion, 11/21/12
D.J. Covington at Liberty, 2/26/13
D.J. Covington vs. Bluefield State, 11/16/13
D.J. Covington vs. Bridgewater, 11/20/13
Phillip Anglade at Wofford, 1/8/15
Fred Iruafemi vs. Chattanooga, 2/29/16

MOST STEALS

1. 11 Travis Holmes vs. Bridgewater, 1/18/07
2. 10 Jason Bell vs. Furman, 2/10/98
3. 9 Chavis Holmes vs. Bridgewater, 1/18/07
Chavis Holmes vs. Maryland Bible, 11/18/08
Travis Holmes vs. William & Mary, 12/20/07
Travis Holmes vs. Charleston Southern, 1/13/07
Jason Conley vs. Charleston Southern, 12/12/01
Jason Bell vs. UNCG, 2/15/99
Jason Bell vs. William & Mary, 1/26/95

BEST FIELD GOAL PERCENTAGE

(min. 10 attempts)

1. 100 Lester Johnson vs. Radford, 12/12/94 (11-11)
2. 92.9 Greg Parham vs. The Citadel, 2/8/20 (13-14)
3. 92.3 Gay Elmore vs. Bluefield, 1/21/87 (12-13)
4. 90.9 D.J. Covington vs. VU-Lynchbg. 12/3/12 (10-11)
5. 90.0 Matt Murrer vs. SVU, 12/2/03 (9-10)
Ramon Williams vs. JMU, 11/28/88 (9-10)

BEST FREE THROW PERCENTAGE

(min. 12 attempts)

1. 100 Mike Manis vs. Old Dominion, 1968 (13-13)
Robin Porter vs. West Virginia, 1/6/65 (13-13)
Bobby Prince vs. UTC, 1/30/95 (12-12)
Gay Elmore vs. App. State, 2/11/84 (12-12)
Gay Elmore vs. JMU, 11/25/84 (12-12)
John Kemper vs. Richmond, 1968 (12-12)

MOST 3-POINT FIELD GOALS MADE


1. 10 Bubba Parham vs. Kentucky, 11/18/18
2. 9 Fred Robinson vs. Charleston Southern, 1/13/07
Brian Brown vs. Furman, 2/12/15
3. 8 Austin Kenon at Radford, 3/7/09
Austin Kenon vs. Liberty, 2/15/11
Tim Marshall at The Citadel, 2/15/15
Julian Eleby at Western Carolina, 2/21/15
QJ Peterson vs. Samford, 1/21/16
4. 7 21 Tied - Most Recent - Devin Butler vs. Carlow, 12/7/22

MOST 3-POINT FIELD GOALS ATTEMPTED

1. 19 Austin Kenon at Radford, 3/7/09
Austin Kenon vs. High Point, 1/24/09
Tim Marshall at The Citadel, 2/15/15
3. 18 Keith Gabriel at UNC Asheville, 2/13/10
4. 17 Austin Kenon vs. High Point, 2/28/09
17 Fred Robinson vs. Charleston Southern, 1/13/07
17 QJ Peterson vs. Marist, 12/13/14
17 Tim Marshall at Western Carolina, 2/21/15
18 Devin Butler vs. Carlow, 12/7/22

BEST 3-POINT FIELD GOAL PERCENTAGE

1. 100 5 Tied - Most Recent -
Tyran Cook vs. Chattanooga, 2/8/24 (6-6)



Fred Robinson sunk nine threes in a single game against Charleston Southern on Jan. 13, 2007.

SINGLE-GAME RECORDS • TEAM

MOST POINTS SCORED

- 156 vs. Columbia Union (W, 156-91), 11/28/07
- vs. Virginia Intermtont (W, 156-95), 11/15/06
- 151 vs. Central Penn (W, 151-92), 11/29/10
- 144 vs. Southern Virginia (W, 144-127), 11/20/06
- 135 vs. West Va. Wesleyan (W, 135-81), 11/14/07
- vs. Lees-McRae (W, 135-75), 12/6/06
- 133 vs. Stevenson (W, 133-72), 11/20/08
- vs. Mid-Atl. Christian (W, 133-62), 12/2/14
- 128 vs. Washington College (W, 128-54), 1/4/14
- 125 vs. Bridgewater (W, 125-95), 1/18/07

MOST POINTS SCORED IN A HALF

- 85 vs. Central Penn, 11/29/10 (2nd)
- 84 vs. West Va. Wesleyan, 11/14/07 (1st)
- 82 vs. Columbia Union, 11/28/07 (2nd)
- 78 vs. Virginia Intermtont, 11/15/06 (1st)
- 78 vs. Virginia Intermtont, 11/15/06 (2nd)

MOST POINTS ALLOWED

- 134 vs. Seton Hall (L, 107-134), 12/12/09
- 134 at Samford (L, 96-134), 1/13/24
- 129 vs. Penn State (L, 111-129), 12/30/06
- vs. North Carolina (L, 89-129), 12/17/94
- vs. Davidson (L, 91-129), 2/1/64
- 127 vs. Southern Virginia (W, 144-127), 11/20/06
- 126 vs. Furman (L, 80-126), 3/2/72
- 125 vs. California-Irvine (L, 96-125), 11/29/80
- 122 vs. Liberty (L, 117-122), 1/27/07
- vs. Virginia Tech (L, 61-122), 12/17/83

FEWEST POINTS SCORED

- 32 vs. Coastal Carolina (L, 32-49), 1/26/04
- 33 vs. James Madison (L, 33-58), 11/28/82
- 35 vs. Keystone (W, 97-35), 11/16/21
- 36 vs. The Citadel (L, 36-47), 1/10/59
- 37 vs. Navy (L, 37-63), 11/27/81
- vs. William & Mary (W, 37-35 OT), 2/22/72
- 38 vs. Old Dominion (L, 38-86), 12/1/04
- vs. UT Chattanooga (L, 38-55), 1/4/84
- 39 vs. Davidson (L, 39-70), 2/2/71
- vs. Richmond (L, 39-82), 1958

FEWEST POINTS ALLOWED

- 20 vs. Christendom (W, 96-20), 11/20/19
- 33 vs. Southern Virginia (W, 71-33), 11/22/04
- vs. Lebanon Valley (W, 43-33), 12/1/79
- vs. Richmond (W, 41-33), 3/3/76
- 35 vs. William & Mary (W, 37-35 OT), 2/22/72
- 37 vs. Bridgewater (W, 51-37), 2/5/75
- vs. Bridgewater (W, 72-37), 12/30/15
- 38 vs. Warren Wilson (W, 85-38), 11/20/99
- vs. Davidson (W, 70-38), 1/11/60
- 42 vs. East Tennessee State (W, 43-42), 1/7/81
- vs. Johnson Univ. (W, 124-42), 11/18/14

MOST POINTS-TWO TEAMS

- 271 vs. Southern Virginia (W, 144-127), 11/20/06
- 251 vs. Virginia Intermtont (W, 156-95), 11/15/06
- 247 vs. Columbia Union (W, 156-91), 11/28/07
- 243 vs. Central Penn (W, 151-92), 11/29/10
- 241 vs. Seton Hall (L, 107-134), 12/12/09

FEWEST POINTS-TWO TEAMS

- 72 vs. William & Mary (W, 37-35 OT), 2/22/72
- 74 vs. Richmond (W, 41-33), 3/3/76
- 76 vs. Lebanon Valley (W, 43-33), 12/1/79
- 81 vs. Coastal Carolina (L, 32-49), 1/26/04
- 83 vs. The Citadel (L, 36-47), 1/10/59

LARGEST MARGIN OF VICTORY

- 82 vs. Johnson Univ. (124-42), 11/18/14
- 76 vs. Christendom (96-20), 11/20/19
- 74 vs. Washington College (128-54), 1/4/14
- 71 vs. Mid-Atl. Christian (133-62), 12/2/14
- 66 vs. Goucher (98-32), 11/26/19
- 65 vs. Columbia Union (156-91), 11/28/07
- 64 vs. Goucher (98-34), 11/11/18
- 62 vs. Keystone (97-35), 11/16/21
- 61 vs. Stevenson (133-72), 11/20/08
- vs. Virginia Intermtont (156-95), 11/15/06
- 60 vs. Lees-McRae (135-75), 12/6/06
- 59 vs. Central Penn (151-92), 11/29/10
- 58 vs. Albright (111-53), 11/22/96

LARGEST MARGIN OF DEFEAT

- 61 vs. Virginia Tech (61-122), 12/17/83
- 59 vs. West Virginia (50-109), 12/2/57
- 58 vs. Virginia Tech (60-118), 1959
- 52 vs. George Washington (54-106), 12/17/55
- vs. George Washington (52-104), 1954

MOST FIELD GOALS MADE

- 60 vs. Virginia Intermtont, 11/15/06
- 58 vs. Southern Virginia, 11/20/09
- 57 vs. West Va. Wesleyan, 11/14/07
- 56 vs. Columbia Union, 11/28/07
- 54 vs. Central Penn, 11/29/10
- vs. Mid-Atl. Christian, 12/2/14

FEWEST FIELD GOALS MADE

- 10 vs. Coastal Carolina, 1/26/04

FEWEST FIELD GOALS ALLOWED

- 9 vs. Christendom, 11/20/19
- 12 vs. William & Mary, 2/22/72
- vs. Keystone, 11/16/21
- 14 vs. Clarks Summit (11/25/23)

MOST FIELD GOALS ATTEMPTED

- 118 vs. Virginia Intermtont, 11/15/06
- 116 vs. West Va. Wesleyan, 11/18/09
- 114 vs. West Va. Wesleyan, 11/14/07
- 109 vs. Southern Virginia, 11/20/06
- 107 vs. Columbia Union, 11/28/07
- 105 vs. Mid-Atl. Christian, 12/2/14
- 99 vs. Bridgewater, 1/18/07
- 94 vs. Mercer, 12/9/06
- vs. Central Penn, 11/29/10

BEST FIELD GOAL PERCENTAGE

- 71.4 vs. Appalachian State, 1987 (30-42)

MOST FREE THROWS MADE

- 38 vs. West Virginia Tech, 1955

MOST FREE THROWS ATTEMPTED

- 53 vs. The Citadel, 1956

FEWEST FREE THROWS MADE

- 0 vs. Virginia Tech, 12/21/19
- 2 vs. Ohio State, 11/25/07
- vs. William & Mary, 1/23/91
- vs. Roanoke, 12/9/87
- vs. UTC, 1984
- vs. Old Dominion, 1/15/76

FEWEST FREE THROWS ATTEMPTED

- 2 vs. Roanoke, 12/9/87

FEWEST FREE THROWS ALLOWED

- 0 vs. Christendom, 11/9/23
- 1 vs. Christendom, 11/20/19
- 1 vs. Army, 11/21/05

FEWEST FREE THROW ATT. ALLOWED

- 2 vs. Army, 11/21/05

BEST FREE THROW PERCENTAGE (min. 15 attempts)

- 97.3 vs. Richmond, 1968 (37-38)

MOST 3-POINT FIELD GOALS MADE

- 24 vs. Southern Virginia, 1/29/09
- vs. Furman, 2/12/15
- 22 vs. Lees-McRae, 12/6/06
- vs. Carlow, 11/9/21
- 21 vs. Charleston Southern, 1/13/07
- vs. Virginia Intermtont, 11/15/06
- vs. Central Penn, 11/29/10
- vs. Johnson Univ., 11/18/14
- vs. Camp.Harrodsburg, 12/15/20
- 20 vs. Columbia Union, 11/28/07
- vs. Southern Virginia, 11/20/06
- at Western Carolina, 2/21/15
- vs. Carlow, 12/7/22
- 19 vs. Kentucky, 11/18/18
- vs. Marist, 12/13/14
- vs. Campbell, 11/24/08
- vs. Stevenson, 11/20/08
- vs. Radford, 2/5/08
- vs. Bridgewater, 1/18/07
- vs. Penn State, 12/30/06
- vs. Cornell, 12/1/06
- vs. Howard, 11/25/06

MOST 3-POINT FIELD GOALS MADE IN A HALF

- 18 vs. Southern Virginia, 1/29/09
- 16 vs. Charleston Southern, 2/11/08

MOST 3-POINT FIELD GOALS ATTEMPTED

- 63 vs. West Va. Wesleyan, 11/18/09
- 61 vs. Virginia Intermtont, 11/15/06
- 59 vs. Southern Virginia, 11/20/06
- 57 vs. Mid-Atl. Christian, 12/2/14
- 56 vs. Charleston Southern, 1/13/07

BEST 3-POINT FIELD GOAL PERCENTAGE

- 87.5 vs. Western Carolina, 1989 (7-8)

MOST REBOUNDS

- 70 vs. Mid-Atl. Christian, 12/2/14
- 67 vs. Southeastern, 2/5/76

MOST ASSISTS

- 39 vs. Virginia Intermtont, 11/15/06
- 38 vs. WV Wesleyan, 11/14/07
- 36 vs. Southern Virginia, 11/20/06
- 34 vs. Bridgewater, 1/18/07
- 33 vs. Stevenson, 11/20/08
- vs. Campbellville-Harrodsburg, 12/15/20

MOST STEALS

- 35 vs. Virginia Intermtont, 11/15/06
- 28 vs. Columbia Union, 11/28/07
- vs. Southern Virginia, 11/20/06
- 26 vs. WV Wesleyan, 11/14/07
- vs. Bridgewater, 1/18/07

MOST BLOCKS

- 15 vs. Appalachian State, 2003

MOST PERSONAL FOULS

- 38 vs. Radford, 2/14/07
- 37 vs. Penn State, 12/30/06
- 37 vs. Furman, 1981

MOST TURNOVERS

- 41 vs. Marshall, 1984

MOST OVERTIME PERIODS

- 4 at Gardner-Webb (W, 108-104), 2/5/14
- vs. The Citadel (L, 78-81), 2/13/6

SINGLE-SEASON RECORDS • INDIVIDUAL

POINTS			FIELD GOALS MADE			FREE THROW PERCENTAGE			BLOCKS		
1. Reggie Williams	928	2006-07	1. Reggie Williams	338	2006-07	(Min. 2 made per game)			1. D.J. Covington	106	2013-14
2. Jason Conley	820	2001-02	2. Jason Conley	285	2001-02	1. Q.J. Peterson	.905	2015-16	2. D.J. Covington	93	2012-13
3. Ron Carter	736	1977-78	3. Ron Carter	274	1977-78	2. Andy Kolesar	.879	1979-80	3. Phillip Anglade	87	2014-15
4. Gay Elmore	713	1986-87	4. Reggie Williams	269	2007-08	3. Andy Kolesar	.878	1978-79	4. Lewis Preston	65	1991-92
5. D.J. Covington	704	2013-14	5. D.J. Covington	268	2013-14	4. John Krovic	.875	1975-76	5. Lewis Preston	64	1990-91
6. Bubba Parham	686	2018-19	6. Gay Elmore	266	1986-87	5. Rodney Glasgow	.873	2013-14	6. Jake Stephens	59	2021-22
7. Chavis Holmes	681	2008-09	7. Ron Carter	246	1976-77	6. John Mitchell	.868	1968-69	7. Matt Murrer	58	2006-07
8. Stan Okoye	666	2012-13	8. Stan Okoye	236	2012-13	7. John Mitchell	.865	1966-67	Eric Mann	58	2000-01
9. QJ Peterson	664	2013-14	9. Gay Elmore	232	1985-86	8. John Mitchell	.864	1967-68	9. D.J. Covington	57	2010-11
10. Rodney Glasgow	660	2013-14	Rodney Glasgow	232	2013-14	9. Gay Elmore	.856	1994-85	10. Eric Mann	51	1999-00
11. Gay Elmore	637	1985-86	FIELD GOALS ATTEMPTED			10. Bobby Prince	.855	1994-95	BLOCKS PER GAME		
SCORING AVERAGE			1. Reggie Williams	636	2006-07	FREE THROWS MADE			1. D.J. Covington	3.0	2012-13
1. Jason Conley	29.3	2001-02	2. Jason Conley	610	2001-02	1. Ron Carter	188	1977-78	D.J. Covington	3.0	2013-14
2. Reggie Williams	28.1	2006-07	3. QJ Peterson	549	2013-14	2. Reggie Williams	176	2006-07	3. Phillip Anglade	2.9	2014-15
3. Reggie Williams	27.8	2007-08	4. Gay Elmore	535	1986-87	3. Chavis Holmes	174	2008-09	4. Lewis Preston	2.4	1991-92
4. Ron Carter	26.3	1977-78	5. Charlie Schmaus	528	1965-66	4. Gay Elmore	173	1985-86	5. Lewis Preston	2.3	1990-91
5. Charlie Schmaus	25.9	1965-66	6. Stan Okoye	523	2012-13	5. Jason Conley	171	2001-02	6. D.J. Covington	2.3	2010-11
6. Gay Elmore	25.5	1986-87	7. Ron Carter	515	1977-78	6. D.J. Covington	168	2013-14	7. Eric Mann	2.1	2000-01
7. John Mitchell	23.2	1968-69	8. Gay Elmore	511	1985-86	7. Gay Elmore	167	1984-85	8. Jake Stephens	1.9	2021-22
8. Gay Elmore	22.8	1985-86	9. Reggie Williams	509	2007-08	8. Gay Elmore	158	1986-87	Matt Murrer	1.9	2006-07
9. Norm Halberstadt	22.5	1960-61	10. Bubba Parham	494	2018-19	9. Gay Elmore	151	1983-84	10. Eric Mann	1.8	1997-98
10. Norm Halberstadt	22.4	1961-62	11. Ron Carter	492	1976-77	10. Bubba Parham	150	2018-19	STEALS		
REBOUNDS			3-POINT FG MADE			QJ Peterson	150	2013-14	1. Travis Holmes	111	2006-07
1. Bill Ralph	330	1953-54	1. Austin Kenon	119	2008-09	FREE THROWS ATTEMPTED			2. Chavis Holmes	105	2008-09
2. D.J. Covington	326	2013-14	2. Kamdyn Curfman	117	2021-22	1. Reggie Williams	267	2006-07	3. Chavis Holmes	90	2006-07
3. Steve Powers	318	1966-67	3. Bubba Parham	116	2018-19	2. D.J. Covington	241	2013-14	4. Travis Holmes	87	2008-09
4. Bobby Williamson	316	1954-55	4. Chavis Holmes	108	2006-07	3. Ron Carter	228	1977-78	5. Jason Conley	82	2001-02
5. Eric Mann	294	2000-01	5. Austin Kenon	93	2010-11	4. Chavis Holmes	210	2008-09	6. Jason Bell	79	1997-98
6. Stan Okoye	290	2012-13	6. Keith Gabriel	89	2008-09	5. Jason Conley	209	2001-02	7. Willie Bell	78	2008-09
7. Steve Powers	285	1967-68	7. Rodney Glasgow	86	2013-14	Gay Elmore	209	1985-86	8. Jason Bell	77	1998-99
8. Dave Montgomery	269	1974-75	8. Tim Marshall	86	2014-15	7. Gay Elmore	207	1986-87	9. Chavis Holmes	70	2007-08
9. Dave Montgomery	267	1976-77	9. Fred Robinson	85	2006-07	8. Nick Richardson	202	2000-01	10. Bobby Prince	65	1994-95
10. Dave Montgomery	267	1977-78	10. Keith Gabriel	84	2009-10	Stan Okoye	202	2012-13	STEALS PER GAME		
REBOUNDING AVERAGE			10. Chavis Holmes	83	2008-09	10. QJ Peterson	198	2013-14	1. Chavis Holmes	3.4	2008-09
1. Steve Powers	15.1	1966-67	Q.J. Peterson	83	2015-16	ASSISTS			2. Travis Holmes	3.4	2006-07
2. Bill Ralph	14.3	1953-54	3-POINT FG ATTEMPTED			1. Richard Little	216	2002-03	3. Travis Holmes	3.2	2008-09
3. Bobby Williamson	13.7	1954-55	1. Austin Kenon	305	2008-09	2. Rodney Glasgow	205	2013-14	4. Jason Bell	3.0	1998-99
4. Steve Powers	13.6	1967-68	2. Kamdyn Curfman	297	2021-22	3. Bobby Prince	173	1994-95	5. Jason Conley	2.9	2001-02
5. Charlie Schmaus	11.5	1965-66	3. Bubba Parham	292	2018-19	4. Richard Little	165	2003-04	6. Jason Bell	2.9	1997-98
6. Charlie Schmaus	11.2	1964-65	4. Fred Robinson	282	2006-07	5. Mike Huffman	164	1984-85	7. Chavis Holmes	2.8	2006-07
7. Eric Mann	10.5	2000-01	5. Chavis Holmes	277	2006-07	6. Bobby Prince	156	1995-96	8. Percy Covington	2.5	1989-90
8. Karl Klinar	10.5	1953-54	6. Tim Marshall	269	2014-15	7. Percy Covington	152	1989-90	9. Willie Bell	2.4	2008-09
9. Dave Montgomery	10.3	1974-75	7. Keith Gabriel	262	2009-10	8. Reggie Williams	146	2006-07	10. Chavis Holmes	2.4	2007-08
10. Joe Gedro	9.8	1959-60	8. Keith Gabriel	245	2008-09	9. Darryl Faulkner	134	1997-98			
FIELD GOAL PERCENTAGE			9. QJ Peterson	244	2013-14	10. Rodney Glasgow	133	2012-13			
(Min. 3 made per game)			10. Austin Kenon	242	2009-10						
1. Dave Montgomery*	.652	1976-77	11. Reggie Williams	238	2006-07						
2. Matt Murrer	.650	2005-06	3-POINT FG PERCENTAGE								
3. D.J. Covington	.593	2013-14	(Min. 2 made per game)								
4. Matt Murrer	.582	2003-04	1. Jake Stephens	.490	2021-22						
5. Dave Montgomery	.569	1974-75	2. Ramon Williams	.470	1988-89						
6. Dave Montgomery	.563	1975-76	3. Damon Williams	.450	1989-90						
7. D.J. Covington	.560	2012-13	4. Chavis Holmes	.441	2008-09						
8. Mark Craft	.559	1988-89	5. Greg Parham	.435	2020-21						
9. Jeff Gausepohl	.556	1962-63	6. Ramon Williams	.429	1989-90						
10. Jeff Gausepohl	.554	1964-65	7. Darryl Faulkner	.425	1996-97						
			8. Austin Kenon	.419	2010-11						
			9. Kamdyn Curfman	.407	2020-21						
			10. Bubba Parham	.397	2018-19						
			11. Rodney Glasgow	.396	2013-14						
			Julian Eleby	.396	2015-16						
						ASSISTS PER GAME					
						1. Richard Little	7.2	2002-03			
						2. Bobby Prince	6.4	1994-95			
						3. Percy Covington	6.1	1989-90			
						4. Richard Little	5.9	2003-04			
						Rodney Glasgow	5.9	2013-14			
						6. Bobby Prince	5.6	1995-96			
						7. Mike Huffman	5.5	1984-85			
						8. Darryl Faulkner	5.0	1997-98			
						9. Matt Coward	4.9	2004-05			
						10. Rodney Glasgow	4.8	2012-13			

SINGLE-SEASON RECORDS • TEAM

HIGHEST WIN PERCENTAGE

1.	.867	1976-77	26-4
2.	.750	2008-09	24-8
		1977-78	21-7
4.	.688	1976-76	22-10
5.	.643	1995-96	18-10

MOST WINS

1.	26	1976-77	26-4
2.	24	2008-09	24-8
3.	22	1975-76	22-10
		2013-14	22-13
5.	21	1977-78	21-7
6.	18	1995-96	18-10
	18	2010-11	18-13

MOST CONSECUTIVE WINS

1.	21	12/4/76-2/14/77
2.	10	12/3/08-1/12/09
		1/14/78-2/11/78
		2/11/76-3/18/76
4.	7	2/3/96-2/17/96

MOST CONSECUTIVE HOME WINS

1.	35	2/5/76-12/16/78
2.	13	2/27/95-2/17/96
		12/6/89-1/12/91
		2/10/11 -1/5/12
5.	9	2/26/75-1/21/76

FEWEST WINS

1.	1	1981-82	1-25
		1970-71	1-25
3.	2	1982-83	2-25
4.	4	Six Seasons	

MOST CONSECUTIVE LOSSES

1.	24	2/14/70-2/8/71
2.	23	2/4/81-1/28/82
3.	18	1/3/82-2/23/82
4.	17	12/6/99-2/12/00
5.	16	1/17/93-3/4/93

MOST OVERTIME GAMES

1.	5	1984-85	2-3 record
2.	4	1988-89	1-3 record
		1971-72	2-2 record
4.	3	1959-60	2-1 record
		2013-14	2-1 record

MOST 100-POINT GAMES

1.	17	2006-07	10-7 record
	10	2013-14	10-0 record
3.	9	2008-09	9-0 record
	9	2010-11	5-4 record
5.	8	2007-08	7-1 record

CONSECUTIVE 100-POINT GAMES

1.	4	2/5/07-2/21/07
		1/18/07-1/27/07
3.	3	Three Times - Last 1/25 - 1/31/14

MOST POINTS

1.	3331	2006-07	(33 games)
2.	3089	2013-14	(35 games)
3.	3002	2008-09	(31 games)
4.	2726	2010-11	(33 games)
5.	2649	2007-08	(29 games)

HIGHEST POINTS PER GAME

1.	100.9	2006-07	(33 games)
2.	93.8	2008-09	(32 games)
3.	91.3	2007-08	(29 games)
4.	88.6	2009-10	(29 games)
5.	88.3	2013-14	(35 games)

LOWEST POINTS PER GAME

1.	56.9	1982-83	(27 games)
2.	57.4	2003-04	(28 games)
3.	60.3	1983-84	(27 games)
4.	61.7	1981-82	(26 games)
5.	62.1	1984-85	(30 games)

HIGHEST SCORING MARGIN

1.	9.0	1976-77
2.	8.9	1975-76
3.	8.3	2008-09
4.	6.4	1977-78
5.	5.8	2010-11

MOST POINTS ALLOWED

1.	3240	2006-07	(33 games)
2.	2891	2013-14	(35 games)
3.	2799	2009-10	(29 games)
4.	2737	2008-09	(32 games)
5.	2644	2023-24	(32 games)

HIGHEST AVG. POINTS ALLOWED

1.	98.2	2006-07	(33 games)
2.	96.5	2009-10	(29 games)
2.	87.8	1994-95	(27 games)
3.	87.2	2007-08	(29 games)
5.	85.0	1960-61	(22 games)

LOWEST AVG. POINTS ALLOWED

1.	60.5	1984-85	(30 games)
2.	67.6	1975-76	(32 games)
3.	68.3	1983-84	(27 games)
4.	69.4	2003-04	(28 games)
5.	70.1	2004-05	(27 games)

MOST FIELD GOALS MADE

1.	1176	2006-07	(33 games)
2.	1088	2013-14	(35 games)
3.	1009	2008-09	(32 games)
4.	992	1976-76	(32 games)
5.	945	2007-08	(29 games)

MOST FIELD GOALS ATTEMPTS

1.	2696	2006-07	(33 games)
2.	2441	2013-14	(35 games)
3.	2279	2008-09	(32 games)
4.	2125	2007-08	(29 games)
5.	2120	2009-10	(29 games)

HIGHEST FIELD GOAL PCT.

1.	.520	1976-77	940-1806
2.	.507	1975-76	992-1958
3.	.487	1988-89	821-1687
4.	.487	1977-78	869-1786
5.	.485	1974-75	864-1782

LOWEST FIELD GOAL PCT.

1.	.360	1953-54	
2.	.372	1958-59	422-1133
3.	.373	1971-72	610-1634
4.	.374	1959-60	565-1512
5.	.378	1970-71	615-1626

MOST FREE THROWS MADE

1.	600	2013-14	(35 games)
2.	564	2011-12	(33 games)
3.	546	2008-09	(32 games)
4.	541	1976-77	(30 games)
5.	537	2006-07	(33 games)

MOST FREE THROW ATTEMPTS

1.	842	2013-14	(35 games)
2.	815	2006-07	(33 games)
3.	784	2011-12	(33 games)
4.	753	1976-77	(30 games)
5.	742	2008-09	(32 games)

HIGHEST FREE THROW PCT.

1.	.792	2021-22	377-476
2.	.772	2020-21	319-413
3.	.766	2022-23	311-406
4.	.758	1979-80	461-608
5.	.754	1967-68	421-558

LOWEST FREE THROW PCT.

1.	.586	1957-58	
2.	.601	1969-70	387-644
3.	.606	1972-73	352-581
4.	.619	2000-01	412-666
5.	.620	1999-00	399-644

MOST 3-POINT FG MADE

1.	442	2006-07	(33 games)
2.	438	2008-09	(32 games)
3.	400	2021-22	(32 games)
4.	359	2019-20	(33 games)
5.	351	2010-11	(31 games)
6.	342	2014-15	(30 games)

MOST 3-POINT FG ATTEMPTS

1.	1383	2006-07	(33 games)
2.	1244	2008-09	(32 games)
3.	1078	2014-15	(30 games)
4.	1049	2021-22	(32 games)
5.	1045	2007-08	(29 games)

3-POINT FIELD GOAL PCT.

1.	.440	1988-89	133-302
2.	.400	1989-90	173-432
3.	.382	1987-88	107-280
4.	.381	2021-22	400-1049
5.	.380	2020-21	270-711

MOST REBOUNDS

1.	1452	2013-14	(35 games)
2.	1265	1975-76	(32 games)
3.	1262	2006-07	(33 games)
4.	1183	2012-13	(31 games)
5.	1178	1965-66	(23 games)
	1178	2014-15	(30 games)

REBOUNDS PER GAME

1.	51.2	1965-66	(23 games)
2.	49.2	1964-65	(21 games)
3.	46.6	1966-67	(21 games)
4.	46.0	1971-72	(25 games)
5.	45.3	1960-61	(22 games)

HIGHEST REBOUND MARGIN

1.	6.0	1954-55
2.	5.6	1977-78
3.	4.1	1974-75
4.	3.2	1964-65
5.	2.8	1975-76

MOST ASSISTS

1.	681	2006-07	(33 games)
2.	581	2008-09	(32 games)
3.	518	2007-08	(29 games)
4.	511	2021-22	(32 games)
5.	491	2013-14	(35 games)

ASSISTS PER GAME

1.	20.6	2006-07	(33 games)
2.	18.2	2008-09	(32 games)
3.	17.9	2007-08	(29 games)
4.	15.9	2021-22	(32 games)
5.	15.7	2020-21	(25 games)
6.	15.6	2001-02	(28 games)

MOST BLOCKED SHOTS

1.	218	2013-14	(35 games)
2.	177	2014-15	(30 games)
3.	144	2009-10	(29 games)
4.	141	2010-11	(31 games)
5.	135	2012-13	(31 games)

BLOCKED SHOTS PER GAME

1.	6.2	2013-14	(35 games)
2.	5.9	2014-15	(30 games)
3.	4.9	2009-10	(29 games)
4.	4.6	2010-11	(31 games)
5.	4.4	2012-13	(31 games)

MOST STEALS

1.	490	2006-07	(33 games)
2.	453	2008-09	(32 games)
3.	369	2007-08	(29 games)
4.	301	2009-10	(29 games)
5.	297	1998-99	(27 games)

STEALS PER GAME

1.	14.8	2006-07	(33 games)
2.	14.2	2008-09	(32 games)
3.	12.7	2007-08	(29 games)
4.	11.0	1998-99	(27 games)
5.	10.4	1997-98	(27 games)

CAREER RECORDS

1,000-POINT CLUB

1. Reggie Williams	2,556	2004-08
2. Gay Elmore	2,422	1983-87
3. Ron Carter	2,228	1974-78
4. QJ Peterson	2,200	2013-17
5. Stan Okoye	2,146	2009-13
6. Chavis Holmes	2,065	2005-09
7. Keith Gabriel	1,925	2008-12
8. Austin Kenon	1,767	2007-11
9. Travis Holmes	1,733	2005-09
10. Ramon Williams	1,630	1986-90
11. Damon Williams	1,622	1986-90
12. Will Bynum	1,606	1973-77
13. Radee Skipworth	1,588	2000-04
14. John Krovic	1,559	1973-77
15. D.J. Covington	1,516	2010-14
16. Andy Kolesar	1,460	1977-81
17. Rodney Glasgow	1,440	2010-14
18. Cedric Wins	1,459	1981-85
19. Jake Stephens	1,412	2018-22
20. Lawrence Gullette	1,367	1991-96
21. Jason Bell	1,365	1995-99
22. Dave Montgomery	1,329	1974-78
23. Charlie Schmaus*	1,328	1963-66
24. Norm Halberstadt*	1,315	1959-62
25. Dennis Johnson	1,253	1977-81
26. Darren Sawyer	1,219	1981-85
27. Matt Murrer	1,200	2002-07
28. Julian Eleby	1,178	2013-17
29. Bill Ralph*	1,175	1951-54
30. Jonathan Penn	1,153	1989-93
31. John Mitchell*	1,150	1966-69
32. Kamdyn Curfman	1,148	2019-22
33. Lewis Preston	1,146	1989-93
34. Bubba Parham	1,125	2017-19
35. Darryl Faulkner	1,121	1993-98
36. John Goode	1,096	1977-81
37. Karl Klinar*	1,078	1951-54
38. Nick Richardson	1,075	1997-01
Greg Parham	1,075	2017-21
40. Aaron Demory	1,069	1996-00
41. Jason Conley	1,042	2000-03
42. Maurice Spencer	1,039	1993-97
43. Bill Blair*	1,023	1961-64
44. Sean Conway	1,006	2019-23
Greg Fittz	1,006	1987-91



Reggie Williams set the school and state Division I record with 2,556 career points in a career that ended in 2008-09.

SCORING AVERAGE

1. Reggie Williams	22.8	2004-08
2. Gay Elmore	21.4	1983-87
3. Norm Halberstadt	21.2	1959-62
4. Charlie Schmaus*	19.5	1963-66
5. QJ Peterson	19.5	2013-17
6. Ron Carter	19.2	1974-78
7. John Mitchell*	17.7	1966-69
8. Stan Okoye	17.4	2009-13
9. Chavis Holmes	17.4	2005-09
10. Bill Blair*	17.3	1961-64

REBOUNDS

1. Dave Montgomery	1,068	1974-78
2. Stan Okoye	962	2009-13
3. Bill Ralph*	919	1951-54
4. Eric Mann	841	1996-01
5. Reggie Williams	820	2004-08
6. Ron Carter	809	1974-78
7. Karl Klinar*	760	1951-54
8. D.J. Covington	747	2010-14
9. Jake Stephens	726	2018-22
10. Charlie Schmaus*	715	1963-66

REBOUNDING AVERAGE

1. Bill Ralph*	12.9	1951-54
2. Karl Klinar*	11.2	1951-54
3. Steve Powers*	10.9	1965-68
4. Charlie Schmaus*	10.5	1963-66
5. Dave Montgomery	9.2	1974-78
6. Bill Coupland*	8.8	1954-57
7. Bobby Watson*	8.4	1961-64
8. Chuck Cotton	8.4	1955-59
9. Eric Mann	7.8	1996-01
10. Stan Okoye	7.8	2009-13

FIELD GOAL PERCENTAGE


1. D.J. Covington	.582	2010-14
2. Dave Montgomery	.580	1974-78
3. Phillip Anglade	.560	2012-16
4. Jeff Gausepohl*	.552	1962-65
5. Matt Murrer	.541	2003-07
6. Will Bynum	.528	1973-77
7. George Borojevich	.526	1973-77
8. Lewis Preston	.523	1989-93
9. Ron Carter	.518	1974-78
10. Mike Herndon	.516	1981-85

FIELD GOALS MADE

1. Reggie Williams	933	2004-08
2. Gay Elmore	873	1982-87
3. Ron Carter	870	1974-78
4. Stan Okoye	788	2009-13
5. QJ Peterson	715	2013-17

FIELD GOALS ATTEMPTED

1. Reggie Williams	1874	2004-08
2. Gay Elmore	1858	1982-87
3. QJ Peterson	1794	2013-17
4. Ron Carter	1679	1974-78
5. Stan Okoye	1590	2009-13



Ron Carter held the career scoring record for eight seasons with his 2,228 points.

FREE THROW PERCENTAGE

1. John Mitchell*	.866	1966-69
2. Andy Kolesar	.849	1977-81
3. Bobby Prince	.841	1992-96
4. Mike Manis	.837	1967-69
5. Rodney Glasgow	.825	2010-14
6. Gay Elmore	.816	1983-87
7. Austin Kenon	.814	2007-11
8. Robin Porter	.807	1964-66
9. Damon Williams	.806	1986-90
10. Jake Stephens	.801	2018-22

FREE THROWS MADE

1. Gay Elmore	653	1982-87
2. Reggie Williams	494	2004-08
3. Ron Carter	488	1974-78
4. QJ Peterson	487	2013-17
5. Stan Okoye	441	2009-13


FREE THROWS ATTEMPTED

1. Gay Elmore	800	1982-87
2. Reggie Williams	703	2004-08
3. Ron Carter	671	1974-78
4. Stan Okoye	665	2009-13
5. QJ Peterson	614	2013-17

3-POINT FG PERCENTAGE

1. Ramon Williams	.427	1986-90
2. Damon Williams	.419	1986-90
3. Percy Covington	.396	1988-92
4. Kamdyn Curfman	.393	2019-22
5. Darryl Faulkner	.395	1993-98
6. Chavis Holmes	.385	2005-09
7. Austin Kenon	.384	2007-11
8. Bryan Woolsey	.380	1991-95
9. Jake Stephens	.379	2018-22
10. Rodney Glasgow	.371	2010-14

CAREER RECORDS



Richard Little is VMI's career assists leader with 608.

3-POINT FG MADE

1. Austin Kenon	349	2007-11
2. Keith Gabriel	311	2008-12
3. Chavis Holmes	306	2005-09
4. QJ Peterson	283	2013-17
5. Kamdyn Curfman	271	2019-22

3-POINT FG ATTEMPTED

1. Keith Gabriel	933	2008-12
2. Austin Kenon	910	2007-11
3. QJ Peterson	845	2013-17
4. Chavis Holmes	795	2005-09
5. Kamdyn Curfman	690	2019-22

ASSISTS

1. Richard Little	608	2000-04
2. Rodney Glasgow	530	2010-14
3. Mike Huffman	480	1982-86
4. Bobby Prince	452	1992-96
5. Percy Covington	432	1988-92
6. Kelly Lombard	383	1975-79
7. Ron Burks	382	2008-12
8. Reggie Williams	368	2004-08
9. Travis Holmes	360	2005-09
10. Darryl Faulkner	333	1993-98

ASSISTS PER GAME

1. Richard Little	5.3	2001-04
2. Rodney Glasgow	4.4	2010-14
3. Mike Huffman	4.3	1983-86
4. Bobby Prince	4.3	1992-96
5. Matt Coward	4.0	2003-06
6. Darryl Faulkner	4.0	1993-98
7. Percy Covington	4.0	1989-92
8. Kelly Lombard	3.4	1976-79
9. Reggie Williams	3.3	2004-08
10. Ron Burks	3.2	2008-12

BLOCKS

1. D.J. Covington	272	2010-14
2. Lewis Preston	202	1990-93
3. Phillip Anglade	194	2012-16
4. Eric Mann	184	1997-01
5. Jake Stephens	150	2018-22
6. Tim Allmond	110	2002-05
7. Mike Herndon	103	1982-85
Stan Okoye	103	2009-13
9. Keith Gabriel	99	2008-12
10. Matt Murrer	89	2003-07

STEALS

1. Travis Holmes	309	2005-09
2. Chavis Holmes	304	2005-09
3. Jason Bell	240	1995-99
4. Keith Gabriel	212	2008-12
5. Percy Covington	196	1989-92
6. Aaron Demory	180	1996-00
7. QJ Peterson	177	2013-17
8. Reggie Williams	175	2004-08
9. Ron Burks	170	2008-12
10. Willie Bell	169	2005-08

STEALS PER GAME

1. Travis Holmes	2.7	2005-09
2. Chavis Holmes	2.6	2005-09
3. Jason Bell	2.4	1994-99
4. Darryl Faulkner	1.8	1993-98
5. Percy Covington	1.8	1988-92

DOUBLE-FIGURE SCORING GAMES

1. Gay Elmore	110	1983-87
2. Reggie Williams	103	2004-08
Stan Okoye	103	2009-13
QJ Peterson	103	2013-17
5. Ron Carter	99	1974-78

20+ POINT SCORING GAMES

1. Gay Elmore	68	1983-87
2. Reggie Williams	64	2004-08
3. Ron Carter	60	1974-78
4. Chavis Holmes	54	2005-09
5. Stan Okoye	49	2009-13
QJ Peterson	49	2013-17
7. Keith Gabriel	35	2008-12
8. Jason Conley	34	2000-03
9. Norm Halberstadt*	32	1959-62
Damon Williams	32	1986-90
Austin Kenon	32	2007-11

30+ POINT SCORING GAMES

1. Reggie Williams	28	2004-08
2. Gay Elmore	15	1983-87
3. Jason Conley	12	2000-02
4. QJ Peterson	11	2013-17
5. Norm Halberstadt*	10	1959-62
Charlie Schmaus*	10	1963-66

CONSECUTIVE DOUBLE-FIGURE GAMES

1. Damon Williams	63	1988-90
2. Gay Elmore	50	1986-87
Reggie Williams	50	2006-08
4. QJ Peterson	40	2015-16
5. Jason Conley	37	2001-02
6. Gay Elmore	34	1984-85
7. Ron Carter	33	1976-77
8. Ramon Williams	31	1988-89
9. Ron Carter	30	1977-78
Chavis Holmes	30	2007-09

MISCELLANEOUS RECORDS

MOST CONSECUTIVE FT MADE -

31, Gay Elmore, 1983-84


MOST CONSECUTIVE 20+ POINT GAMES-

19, Ron Carter, 1978

*- Three-year career, all others as indicated



QJ Peterson (2013-17) had 11 30+-point scoring games in his career.



Ramon Williams is the career leader in 3-Point FG Percentage and ranks seventh in career scoring.

ANNUAL LEADERS

SCORING				REBOUNDING			FIELD GOAL PCT.			FREE THROW PCT.		
Year	Leader	Pts.	Avg.	Leader	Reb.	Avg.	Leader	FG Pct.	FG-FGA	Leader	FT Pct.	FT-FTA
1953-54	Bill Ralph	447	19.4	Bill Ralph	330	14.3	Karl Klinar	.413	124-300	Don Colwell	.739	68-92
1954-55	Bobby Williamson	280	12.2	Bobby Williamson	316	13.7	Bobby Williamson	.466	83-178	Frank Walter	.826	53-64
1955-56	Bill Coupland	314	13.7	Bill Coupland	181	7.9	Bill Coupland	.432	115-266	Don Nyman	.714	70-98
1956-57	Bill Coupland	334	12.8	Chuck Cotton	224	9.7	Ralph Lawson	.456	104-228	Dave Goode	.708	75-106
1957-58	Chuck Cotton	226	13.3	Chuck Cotton	152	8.9	Ralph Lawson	.445	109-245	Ralph Lawson	.649	61-94
1958-59	Chuck Cotton	272	16.0	Chuck Cotton	135	7.9	Chuck Cotton	.414	99-239	Ralph Lawson	.850	68-80
1959-60	Norm Halberstadt	372	18.6	Joe Gedro	195	9.8	Roy Quinn	.432	98-227	Roy Quinn	.776	52-67
1960-61	Norm Halberstadt	495	22.5	Frank Oley	163	7.8	Norm Halberstadt	.409	200-489	Norm Halberstadt	.754	68-80
1961-62	Norm Halberstadt	448	22.4	Bobby Watson	218	9.1	John Yurachek	.475	76-160	Norm Halberstadt	.733	66-90
1962-63	Bill Blair	418	19.9	John Yurachek	180	9.0	Jeff Gausepohl	.556	70-126	Bill Blair	.812	82-101
1963-64	Bill Blair	432	18.0	Bobby Watson	218	9.1	Jeff Gausepohl	.547	70-128	Jeff Gausepohl	.769	93-121
1964-65	Charlie Schmaus	389	18.5	Charlie Schmaus	235	11.2	Jeff Gausepohl	.554	72-130	John Prosser	.795	62-78
1965-66	Charlie Schmaus	595	25.9	Charlie Schmaus	265	11.5	John Hartung	.471	73-155	Robin Porter	.816	129-158
1966-67	John Kemper	297	14.1	Steve Powers	318	15.1	John Mitchell	.435	117-269	John Mitchell	.865	45-52
1967-68	John Kemper	383	18.2	Steve Powers	285	13.6	John Mitchell	.459	134-292	John Mitchell	.864	70-81
1968-69	John Mitchell	533	23.2	Denny Clark	174	7.6	John Mitchell	.483	217-449	John Mitchell	.868	99-114
1969-70	Jan Essenburg	348	13.9	Fred Allison	184	7.4	Jim Gillespie	.479	80-167	Jerry Renfro	.728	83-114
1970-71	Jan Essenburg	411	15.8	Jan Essenburg	168	6.5	Jim Sefick	.452	118-261	Jerry Renfro	.791	53-67
1971-72	Charlie Tyler	316	12.6	Bob Frank	203	8.1	David Lester	.466	88-189	Bob Frank	.688	75-109
1972-73	Gordie Rawlyk	254	9.8	Charlie Tyler	177	6.8	David Lester	.511	92-180	Steve Chapin	.806	50-62
1973-74	John Krovic	345	14.4	Charlie Tyler	159	6.6	John Krovic	.488	156-320	Will Bynum	.738	48-65
1974-75	John Krovic	389	15.0	Dave Montgomery	269	10.3	Dave Montgomery	.569	116-204	Will Bynum	.808	59-73
1975-76	Ron Carter	574	17.9	Dave Montgomery	265	8.3	Dave Montgomery	.563	126-224	John Krovic	.875	70-80
1976-77	Ron Carter	613	20.4	Dave Montgomery	267	8.9	Dave Montgomery	.652	161-247	Will Bynum	.767	115-150
1977-78	Ron Carter	736	26.3	Dave Montgomery	267	9.5	Ron Carter	.532	274-515	Ron Carter	.825	188-228
1978-79	Andy Kolesar	399	14.8	John Goode	139	5.8	John Goode	.509	112-220	Andy Kolesar	.878	79-90
1979-80	Andy Kolesar	498	19.2	John Goode	203	7.5	Andy Kolesar	.544	202-371	Andy Kolesar	.879	94-107
1980-81	Andy Kolesar	376	13.9	Geoff Hinshelwood	156	6.0	John Goode	.532	109-205	Andy Kolesar	.805	66-82
1981-82	Mark Vest	425	16.3	Mark Vest	155	6.0	Mark Vest	.469	168-358	Mark Vest	.793	88-111
1982-83	Darren Sawyer	379	15.2	Darren Sawyer	124	5.0	Cedric Wins	.450	158-351	Cedric Wins	.750	75-100
1983-84	Gay Elmore	478	18.3	Gay Elmore	148	5.7	Cedric Wins	.477	133-279	Gay Elmore	.821	151-184
1984-85	Gay Elmore	579	20.0	Darren Sawyer	157	5.2	Cedric Wins	.521	188-361	Gay Elmore	.856	167-195
1985-86	Gay Elmore	637	22.8	Mark Current	166	6.1	Darrin McDonald	.484	177-366	Gay Elmore	.828	173-209
1986-87	Gay Elmore	713	25.5	Mark Current	214	7.6	Mark Current	.542	173-319	Gay Elmore	.763	158-207
1987-88	Damon Williams	488	16.3	Bobby Gardner	202	6.7	Lennon Mings	.514	91-177	Damon Williams	.817	76-93
1988-89	Ramon Williams	523	18.7	Mark Craft	234	8.4	Mark Craft	.559	109-195	Damon Williams	.802	93-116
1989-90	Damon Williams	579	20.7	Mark Craft	249	8.6	Percy Covington	.516	83-161	Ramon Williams	.824	70-85
1990-91	Greg Fittz	485	17.3	Greg Fittz	190	6.8	Lewis Preston	.515	85-165	Erek Perry	.745	82-110
1991-92	Jonathan Penn	539	19.3	Lewis Preston	205	7.6	Lewis Preston	.545	189-347	Jonathan Penn	.777	129-166
1992-93	Lewis Preston	450	16.7	Lewis Preston	193	7.1	Lewis Preston	.504	177-351	Lewis Preston	.800	96-120
1993-94	Lawrence Gullette	271	11.3	Jonathan Goodman	237	8.5	Jonathan Goodman	.493	113-229	Jonathan Goodman	.640	71-111
1994-95	Lawrence Gullette	442	16.4	Lawrence Gullette	175	6.5	Bobby Prince	.439	94-214	Bobby Prince	.855	100-117
1995-96	Lawrence Gullette	444	15.9	Brent Conley	236	8.4	Lester Johnson	.514	91-177	Bobby Prince	.838	93-111
1996-97	Maurice Spencer	405	15.0	Eric Mann	113	4.8	Jason Bell	.460	91-198	Maurice Spencer	.779	60-77
1997-98	Jason Bell	439	16.3	Eric Mann	191	7.3	Aaron Demory	.488	103-211	Darryl Faulkner	.812	69-85
1998-99	Jason Bell	492	18.9	Aaron Demory	164	6.3	Jason Bell	.467	179-383	Jason Bell	.734	102-139
1999-00	Nick Richardson	302	12.6	Eric Mann	229	7.9	Aaron Demory	.520	130-250	Nick Richardson	.614	70-114
2000-01	Eric Mann	377	13.5	Eric Mann	294	10.5	Eric Mann	.516	130-252	Eric Mann	.597	117-196
2001-02	Jason Conley	820	29.3	Jason Conley	224	8.0	Radee Skipworth	.473	151-319	Jason Conley	.818	171-209
2002-03	Radee Skipworth	558	18.6	Radee Skipworth	173	5.8	Radee Skipworth	.463	208-449	Radee Skipworth	.665	109-164
2003-04	Radee Skipworth	367	16.0	Radee Skipworth	143	6.2	Matt Murrer	.582	106-182	Radee Skipworth	.713	77-108
2004-05	Reggie Williams	419	15.5	Preston Beverly	138	5.1	Reggie Williams	.431	134-357	Reggie Williams	.796	78-98
2005-06	Reggie Williams	514	19.0	Matt Murrer	212	7.9	Matt Murrer	.650	130-200	Reggie Williams	.750	126-168
2006-07	Reggie Williams	928	28.1	Reggie Williams	263	8.0	Reggie Williams	.531	338-636	Chavis Holmes	.744	131-176
2007-08	Reggie Williams	695	27.8	Reggie Williams	242	9.7	Reggie Williams	.528	269-509	Travis Holmes	.773	116-150
2008-09	Chavis Holmes	681	22.0	Travis Holmes	166	6.1	Chavis Holmes	.512	212-414	Chavis Holmes	.829	174-210
2009-10	Austin Kenon	535	18.4	Stan Okoye	192	6.6	Stan Okoye	.520	159-306	Austin Kenon	.842	133-158
2010-11	Austin Kenon	514	18.4	Stan Okoye	249	8.0	D.J. Covington	.615	96-156	Austin Kenon	.844	119-141
2011-12	Keith Gabriel	576	17.5	Stan Okoye	231	7.2	Stan Okoye	.519	200-385	Michael Sparks	.775	69-89
2012-13	Stan Okoye	666	21.5	Stan Okoye	290	9.4	D.J. Covington	.560	190-339	Rodney Glasgow	.825	66-80
2013-14	D.J. Covington	704	20.1	D.J. Covington	326	9.3	D.J. Covington	.593	268-452	Rodney Glasgow	.873	110-126
2014-15	QJ Peterson	352	19.6	Phillip Anglade	173	5.8	Phillip Anglade	.600	111-185	QJ Peterson	.821	92-112
2015-16	QJ Peterson	595	19.8	QJ Peterson	189	6.3	Phillip Anglade	.533	113-212	QJ Peterson	.905	134-148
2016-17	QJ Peterson	589	19.6	QJ Peterson	194	6.5	Trey Chapman	.468	104-222	Julian Eleby	.766	72-94
2017-18	Bubba Parham	439	14.6	Tyler Creammer	162	5.4	Bubba Parham	.399	145-363	Bubba Parham	.798	91-114
2018-19	Bubba Parham	686	21.4	Garrett Gilkeson	197	6.2	Myles Lewis	.457	139-304	Garrett Gilkeson	.800	68-85
2019-20	Travis Eevee	416	12.6	Garrett Gilkeson	189	5.7	Myles Lewis	.478	99-207	Travis Eevee	.803	53-66
2020-21	Greg Parham	460	18.4	Jake Stephens	195	7.8	Greg Parham	.484	167-345	Jake Stephens	.812	95-117
2021-22	Jake Stephens	587	19.6	Jake Stephens	271	9.0	Jake Stephens	.551	199-361	Trey Bonham	.826	100-121
2022-23	Asher Woods	454	14.2	Taeshaud Jackson II	223	7.2	Rickey Bradley, Jr.	.480	106-221	Asher Woods	.780	85-109
2023-24	Tyran Cook	403	12.6	Taeshaud Jackson II	321	10.4	Brennan Watkins	.414	109-263	Brennan Watkins	.873	69-79

Minimums- FG %: Three Made Per Game; FT %: Two Made Per Game

CAMERON HALL RECORDS

■ TEAM

MOST POINTS: 156, VMI vs. Columbia Union, Nov. 28, 2007;
 156, VMI vs. Virginia Intermont, Nov. 15, 2006
FEWEST POINTS: 20, Christendom vs. VMI, Nov. 20, 2019
MOST POINTS TWO TEAMS: 271 (VMI 144, Southern Virginia 127), Nov. 20, 2006
FEWEST POINTS TWO TEAMS: ... 81, Coastal Carolina 49 VMI 32, Jan. 26, 2004
MOST FIELD GOALS MADE: 60, VMI vs. Virginia Intermont, Nov. 15, 2006
FEWEST FIELD GOALS MADE: 9, Christendom vs. VMI, Nov. 20, 2019
MOST FIELD GOALS ATTEMPTED: 118, VMI vs. Virginia Intermont, Nov. 15, 2006
MOST 3-PT FIELD GOALS MADE: ... 24, VMI vs. Southern Virginia, Jan. 29, 2009
 VMI vs. Furman, Feb. 12, 2015
MOST 3-PT FIELD GOALS ATTEMPTED:
 63, VMI vs. West Virginia Wesleyan, Nov. 18, 2009
MOST FREE THROWS MADE:
 37, VMI vs Marshall, Feb. 17, 1996; VMI vs Radford, Dec. 2, 1995
MOST FREE THROWS ATTEMPTED: 51, VMI vs Radford, Dec. 2, 1995
MOST FREE THROWS MADE TWO TEAMS:
 .54, VMI vs. Winthrop, Dec. 2, 2010; VMI vs Radford, Dec. 2, 1995; VMI vs Marshall, Feb.
 21, 1983
MOST FREE THROWS ATTEMPTED TWO TEAMS:
 83, VMI vs. South Carolina State, Dec. 11, 2006
FEWEST FREE THROWS MADE: 1, Army vs VMI, Nov. 21, 2005
 1, Christendom vs. VMI, Nov. 20, 2019
FEWEST FREE THROWS ATTEMPTED:
 2, VMI vs Roanoke, Dec. 9, 1987; Army vs. VMI, Nov. 21, 2005
MOST PERSONAL FOULS: 38, Averett vs VMI, Dec. 7, 1983
MOST PERSONAL FOULS TWO TEAMS:
 60, VMI vs. The Citadel, Jan. 24, 2015
MOST OVERTIME PERIODS: 3, VMI vs Furman, Jan. 21, 1989
BEST FIELD GOAL PERCENTAGE: 72.7%, Bridgewater vs. VMI, Jan. 18, 2007
BEST 3-PT FIELD GOAL PERCENTAGE:
 87.5%, VMI (7-for-8) vs W. Carolina, Feb. 13, 1989
BEST FREE THROW PERCENTAGE: ... 100%, (16-for-16) Richmond vs VMI, Feb.
 2, 1989
MOST REBOUNDS: 72, West Virginia Wesleyan vs. VMI, Nov. 18, 2009
MOST ASSISTS: 39, VMI vs. Virginia Intermont, Nov. 15, 2006
MOST STEALS: 35, VMI vs. Virginia Intermont, Nov. 15, 2006
MOST BLOCKED SHOTS: 13, VMI vs. Southern Virginia, Nov. 23, 2010
 13, VMI vs. Bridgewater, Nov. 20, 2013
HIGHEST SCORING HALF:
 85, VMI vs. Central Penn (2nd), Nov. 29, 2010
LOWEST SCORING HALF: 7, Christendom vs. VMI, Nov. 20, 2019
LARGEST MARGIN OF VICTORY:
 82, VMI vs. Johnson Univ., Nov. 18, 2014
FEWEST TURNOVERS: 5, VMI vs William & Mary, Feb. 11, 1987;
 VMI vs The Citadel, Feb. 7, 1987; Western Carolina vs VMI, Jan. 25, 1986; VMI vs The
 Citadel, Feb. 25, 1985; VMI vs William & Mary, Feb. 6, 1985; VMI vs. Longwood, Dec. 9,
 2017.

■ INDIVIDUAL

MOST POINTS: 46, QJ Peterson (VMI) vs. Mercer, Feb. 25, 2016
MOST FIELD GOALS MADE:
 19, Reggie Williams (VMI) vs. Southern Virginia, Jan. 8, 2008
 19, Dwayne Jackson (Charleston Southern) vs. VMI, Jan. 13, 2007
MOST FIELD GOALS ATTEMPTED:
 31, Dwayne Jackson(Charleston Southern) vs. VMI, Jan. 13, 2007
BEST FIELD GOAL PERCENTAGE:
 100%, (8-for-8) Charles Jones (Marshall) Feb. 11, 1982
MOST 3-PT. FIELD GOALS MADE:
 10, Shawn Moore (Marshall) vs VMI, Jan. 16, 1995
 10, Jordan Lyons, Furman vs. VMI, Jan. 1, 2020
MOST 3-PT FIELD GOALS ATTEMPTED:
 23, Shawn Moore (Marshall) vs VMI, Jan. 16, 1995
BEST 3-PT FIELD GOAL PERCENTAGE:
 100%, (5-for-5) Ramon Williams (VMI) vs Western Carolina, Feb. 13, 1989
 100% (6-for-6) Jordan Weethee (VMI) vs. Bluefield State, Nov. 16, 2013
MOST FREE THROWS MADE: ... 19, Gay Elmore (VMI) vs Davidson Feb. 24, 1986
MOST FREE THROWS ATTEMPTED:
 20, Gay Elmore (VMI) vs Davidson, Feb. 24, 1986
 20, Phillip Anglade (VMI) vs. Chattanooga, Feb. 26, 2015
 20, Chevez Goodwin, Wofford vs. VMI, Feb. 5, 2020
BEST FREE THROW PERCENTAGE:
 100%, (12-for-12) Gerry Born (Davidson) Jan. 21, 1985
MOST REBOUNDS: 22 (tie), Calvin Henry (Mercer) vs. VMI, Dec. 9, 2006
 Art Parakhouski (Radford) vs. VMI, Feb. 2, 2010
MOST ASSISTS: 15, Tan Yildizoglu (VMI) vs. Washington College, Nov. 4, 2024
MOST STEALS: 11, Travis Holmes (VMI) vs. Bridgewater, Jan. 18, 2007
MOST BLOCKED SHOTS: 9, Eric Mann vs. The Citadel, Jan. 15, 2000
 9, D.J. Covington vs. Southern Virginia, Nov. 23, 2010
HIGHEST SCORING HALF:
 30, Reggie Williams (VMI) vs Charleston Southern, Jan. 13, 2007

■ CAMERON HALL FACTS

YEAR OPENED: 1981
RESULT OF FIRST GAME: VMI 49 Virginia 76, Dec. 5, 1981 (Attn. 4,460)
FIRST VMI VICTORY: VMI 67 Appalachian St. 62 (OT) Jan. 30, 1982
FIRST VMI DEFEAT: VMI 49, Virginia 76, Dec. 5, 1981 (Attn. 4,460)
LARGEST HOME CROWDS: 5,029 - Jan. 17, 2009 (Liberty 91, VMI 80)
 4,950 - Dec. 15, 1997 (North Carolina 105, VMI 61)
 4,784 - April 1, 2014 (Yale 75, VMI 62 - CIT Semifinals)
 4,744 - Feb. 21, 2009 (Radford 97, VMI 90)
 4,460 - Dec. 5, 1981 (Virginia 76, VMI 49)
 4,219 - Jan. 19, 2008 (UNC Asheville 90, VMI 87-OT)
 4,195 - Nov. 9, 2013 (VMI 71, Air Force 63)
 4,140 - Nov. 28, 1995 (VMI 100, Washington & Lee 62)
 4,117 - Feb. 2, 2013 (UNC Asheville 90, VMI 79)
 4,109 - Dec. 4, 2001 (Virginia 89, VMI 70)
 4,084 - Feb. 7, 2009 (VMI 94, Gardner-Webb 88)
 3,975 - Feb. 19, 1996 (Davidson 95, VMI 76)
ALL-TIME ARENA RECORD: 317-260 (.549) - 43 seasons
LANDMARK WINS: First Win: Appalachian State, 67-62 (OT) - Jan. 30, 1982
 50th Win: UNC Greensboro, 76-55 - Dec. 10, 1988
 100th Win: The Citadel, 91-52 - Feb. 5, 1996
 150th Win: Davidson, 61-60 - Jan. 21, 2003
 200th Win: West Virginia Wesleyan, 111-92 - Nov. 18, 2009
 250th Win: Charleston Southern, 92-84 - Feb. 8, 2014
 300th Win: Western Carolina, 87-61, Jan. 27, 2021
 First Conference Tournament Win: Coastal Carolina, 96-76 - March 3, 2009
 First Regular Season Tournament Win: The Citadel, 82-71 - Nov. 8, 2013
 First National Postseason Tournament Win - IPFW, 106-95 - March 22, 2014

TEAM AWARD WINNERS

John E. Kemper '68 Award

(Most Valuable Player)

- 2006 Reggie Williams
- 2007 Reggie Williams
- 2008 Reggie Williams
- 2009 Chavis Holmes
- 2010 Austin Kenon
- 2011 Keith Gabriel

Roger E. Towne '36 Award

(Most Outstanding Senior)

- 1966 Charlie Schmaus
- 1967 Not Awarded
- 1968 Steve Powers & John Kemper
- 1969 Johnny Mitchess
- 1970 Jim Gillespie
- 1971 Jan Essenberg
- 1972 Not Awarded
- 1973 Not Awarded
- 1974 Not Awarded
- 1975 Steve Chapin
- 1976 Curt Reppart
- 1977 Will Bynum
- 1978 Ron Carter
- 1979 Kelly Lombard
- 1980 Steve Wagner
- 1981 John Goode
- 1982 Bill Nivison
- 1983 Gary Mackin
- 1984 Tom Joynes
- 1985 Cedric Wins
- 1986 Mike Huffman
- 1987 Gay Elmore
- 1988 Bobby Gardner
- 1989 Steven Dorsey
- 1990 Damon & Ramon Williams
- 1991 Greg Fittz
- 1992 Percy Covington
- 1993 Lewis Preston
- 1994 Jonathan Goodman
- 1995 Not Awarded
- 1996 Lawrence Gullette & Bobby Prince
- 1997 Maurice Spencer
- 1998 Darryl Faulkner
- 1999 Jason Bell
- 2000 Aaron Demory
- 2001 Eric Mann
- 2002 Not Awarded
- 2003 Ben Rand
- 2004 Radee Skipworth
- 2005 Tim Allmond
- 2006 Chavis Holmes*
- 2007 Matt Murrer
- 2008 Adam Lonon^
- 2009 Adam Lonon^
- 2010 Not Awarded

*- Awarded to Top Freshman in 2006

^- Awarded to Outstanding Cadet-Athlete from 2008-09

Robert W. Wentz Jr. '54 Award

(Spirit of VMI)

- 1991 Thad Tegtmeier
- 1992 Charlie Petzold
- 1993 Juan Banks
- 1996 Lester Johnson
- 1997 B.J. Grinage
- 1998 Mike Spinelli
- 1999 Matt Matheny
- 2000 Andre Quarles

- 2001 Nick Richardson
- 2002 Renard Phillips
- 2003 Mike Gilbert
- 2004 Richard Little
- 2005 Sam Mielnik
- 2006 Fred Robinson
- 2007 Jack Castleberry
- 2008 Carl Josey
- 2009 Ron Burks
- 2010 Nick Gore
- 2011 Ron Burks

Robert L. Watson '64 Award

(Leading Rebounder Award)

- 1978 Dave Montgomery
- 1979 John Goode
- 1980 John Goode
- 1981 Geoff Hinshelwood
- 1982 Mark Vest
- 1983 Mike Herndon
- 1984 Gay Elmore
- 1985 Darren Sawyer
- 1986 Mark Current
- 1987 Mark Current
- 1988 Bobby Gardner
- 1989 Mark Craft
- 1990 Mark Craft
- 1991 Greg Fittz
- 1992 Lewis Preston
- 1993 Lewis Preston
- 1994 Jonathan Goodman
- 1995 Lawrence Gullette
- 1996 Brent Conley
- 1997 Eric Mann
- 1998 Eric Mann
- 1999 Aaron Demory
- 2000 Eric Mann
- 2001 Eric Mann
- 2002 Jason Conley
- 2003 Zach Batte
- 2004 Sam Mielnik
- 2005 Preston Beverly
- 2006 Matt Murrer
- 2007 Reggie Williams
- 2008 Reggie Williams
- 2009 Travis Holmes
- 2010 Stan Okoye
- 2011 Stan Okoye

Giles H. Miller '24 Award

(Most Outstanding Sophomore, 1972-2005)

(Most Improved Player, 2006-2010)

(Team Before Self - 2011)

- 1972 David Lester
- 1973 Steve Chapin
- 1974 Curt Reppart
- 1975 Will Bynum
- 1976 Ron Carter
- 1977 Kelly Lombard
- 1978 Steve Wagner
- 1979 Andy Kolesar
- 1980 Bill Nivison
- 1981 Ed Kluckowski
- 1982 Tony Yelverton
- 1983 Darren Sawyer
- 1984 Mike Huffman
- 1985 Gay Elmore
- 1986 Bobby Gardner
- 1987 Lennon Mings
- 1988 Damon & Ramon Williams

- 1989 Greg Fittz
- 1990 Percy Covington
- 1991 Lewis Preston
- 1992 Jonathan Goodman
- 1993 Bryan Woolsey
- 1994 Lawrence Gullette
- 1995 Not Awarded
- 1996 Bryan Tauog
- 1997 Jason Bell
- 1998 Aaron Demory
- 1999 Nick Richardson
- 2002 Radee Skipworth
- 2003 Tim Allmond & Preston Beverly
- 2004 Tadas Mankevicius
- 2005 Matt Coward
- 2006 Matt Murrer
- 2007 Fred Robinson
- 2008 Chavis Holmes
- 2009 Willie Bell
- 2010 Rodney Glasgow
- 2011 Wayne Whiting

GTE/CoSIDA Academic All-Americans

- 1980 Andy Kolesar
- 1981 Andy Kolesar
- 1995 Bobby Prince (Third team)
- 1996 Bobby Prince (Third team)

GTE/CoSIDA Academic All-District III

- 1991 Charlie Petzold
- 1995 Bobby Prince
- 1996 Bobby Prince

SoCon Academic Honor Roll

- 1989 Kenny Johnson
Charlie Petzold
- 1990 Kenny Johnson
Charlie Petzold
- 1991 Charlie Petzold
- 1993 Bobby Prince
Bryan Woolsey
- 1994 Bobby Prince
Bryan Woolsey
- 1995 Bobby Prince
Bryan Woolsey
- 1996 Lester Johnson
Bobby Prince
Mike Spinelli
- 1998 Richard Bruce

- Mike Spinelli
- 2002 Zach Batte
- 2003 Zach Batte
Isaac Cecil
Tadas Mankevicius

Big South Conference Presidential Honor Roll

- 2004 Tadas Mankevicius
Fred Robinson
- 2005 Tadas Mankevicius
Fred Robinson
- 2006 Tadas Mankevicius
Fred Robinson
- 2007 Adam Lonon
Fred Robinson
- 2008 Joey Cantafio
Adam Lonon
- 2009 Carl Josey
Adam Lonon
- 2010 Stan Okoye
- 2011 Stan Okoye
Joe Carr
- 2012 Christian Burton
Joe Carr
Nick Gore
Stan Okoye

Big South Conference All-Academic Team

- 2004 Tadas Mankevicius
- 2005 Tadas Mankevicius
- 2006 Tadas Mankevicius
- 2007 Fred Robinson
- 2008 Adam Lonon
- 2011 Stan Okoye
- 2012 Stan Okoye

NCAA Post-Graduate Scholarship Recipients

- 1969 Johnny Mitchell
- 1971 Jan Essenburg
- 1977 Will Bynum
- 1981 Andy Kolesar
- 1987 Gay Elmore
- 1996 Bobby Prince

All years listed are first year of season, E.G. 2011 is 2011-12 season. No team awards were given out for years not listed.



Dave Montgomery was the first recipient of the Robert L. Watson '64 award.

CONFERENCE HISTORY

SOUTHERN CONFERENCE (1924-2003 and July 2014 - Present)

SOCON STANDINGS

(Since Conference Realignment)

Year	W	L	Finish
1953-54	6	7	6th
1954-55	4	9	8th
1955-56	3	11	9th
1956-57	1	13	10th
1957-58	1	12	10th
1958-59	2	11	9th
1959-60	3	11	7th
1960-61	3	11	8th
1961-62	6	8	6th
1962-63	6	10	7th
1963-64	7	7	4th
1964-65	5	9	8th
1965-66	5	11	7th
1966-67	4	12	9th
1967-68	8	7	4th
1968-69	3	11	8th
1969-70	3	10	8th
1970-71	1	11	7th
1971-72	2	10	7th
1972-73	3	9	8th
1973-74	3	9	7th
1974-75	6	6	4th (tie)
1975-76	9	3	1st
1976-77	8	2	1st (tie)
1977-78	7	3	2nd
1978-79	2	8	8th
1979-80	6	10	6th (tie)
1980-81	3	13	8th
1981-82	1	15	9th
1982-83	1	15	9th
1983-84	4	12	9th
1984-85	7	9	5th (tie)
1985-86	5	11	7th
1986-87	5	11	6th
1987-88	6	10	7th
1988-89	5	9	7th
1989-90	7	7	4th (tie)
1990-91	5	9	6th
1991-92	3	11	6th (tie)
1992-93	3	15	9th
1993-94	2	16	10th
1994-95	6	8	4th North
1995-96	10	4	2nd North
1996-97	7	7	4th North
1997-98	8	7	3rd North
1998-99	9	7	4th North
1999-00	1	15	6th North
2000-01	5	11	5th North
2001-02	5	11	5th North
2002-03	3	13	5th North
2014-15	7	11	6th
2015-16	4	14	9th
2016-17	3	15	10th
2017-18	4	14	9th
2018-19	4	14	8th
2019-20	3	15	9th
2020-21	7	7	6th
2021-22	9	9	5th (tie)
2022-23	2	16	10th
2023-24	1	17	10th

SOCON TOURNAMENT

1954	Richmond 84, VMI 66
1955	West Virginia 73, VMI 66
1960	West Virginia 90, VMI 83
1961	West Virginia 89, VMI 71
1962	VMI 76, Furman 61
	Virginia Tech 70, VMI 66
1963	Davidson 108, VMI 71
1964	VMI 77, Furman 73
	VMI 82, Davidson 81
	VMI 61, GW 56
1965	Davidson 86, VMI 73
1966	West Virginia 95, VMI 80
1968	Furman 62, VMI 52
1969	Davidson 99, VMI 75
1970	Davidson 72, VMI 46
1971	Wm. & Mary 69, VMI 65
1972	Furman 126, VMI 80
1973	Davidson 88, VMI 77
1974	Richmond 69, VMI 59

1975	VMI 85, Richmond 81
	Furman 94, VMI 81
1976	VMI 71, Davidson 69
	VMI 71, App. State 64
	VMI 41, Richmond 33
1977	VMI 88, East Carolina 77
	VMI 69, App. State 67 (OT)
1978	VMI 95, Davidson 80
	Marshall 76, VMI 71
1979	App. State 73, VMI 63
1980	Furman 87, VMI 75
1981	UTC 89, VMI 63
1985	VMI 65, W. Carolina 63 (OT)
	VMI 71, UTC 69 (OT)
	Marshall 70, VMI 65
1986	Davidson 71, VMI 62
1987	Davidson 92, VMI 63
1988	VMI 78, Furman 73
	VMI 79, ETSU 60
	UTC 75, VMI 61
1989	Furman 81, VMI 73
1990	VMI 83, UTC 69
	ETSU 99, VMI 94
1991	App. State 100, VMI 72
1992	UTC 84, VMI 49
1993	Furman 76, VMI 51
1994	VMI 84, Marshall 62
	Davidson 71, VMI 61
1995	Ga. Southern 94, VMI 71
1996	VMI 91, Furman 89 (OT)
	W. Carolina 97, VMI 93
1997	VMI 87, Furman 84 (OT)
	UTC 84, VMI 62
1998	The Citadel 77, VMI 66
1999	Furman 57, VMI 49
2000	Wofford 81, VMI 72
2001	Ga. Southern 76, VMI 59
2002	The Citadel 80, VMI 70
2003	VMI 62, Furman 56
	VMI 66, Davidson 60
	Chattanooga 77, VMI 58
2015	#3 Mercer 89, #6 VMI 61
2016	#8 Samford 92, #9 VMI 85 (OT)
2017	#7 Samford 79, #10 VMI 61
2018	#8 Citadel 78, #9 VMI 70
2019	#8 VMI 96, #9 WCU 83
	#1 Wofford 99, #8 VMI 72
	#9 VMI 96, #8 Samford 78
	#1 ETSU 70, #8 VMI 57
2020	#6 VMI 91, #3 Furman 90 (OT)
	#7 Mercer 73, #6 VMI 59
2021	#4 Wofford 68, #5 VMI 66
2022	#7 Chattanooga 92, VMI 72
2023	#7 ETSU 98, VMI 66
2024	#7 ETSU 98, VMI 66

ALL-SOUTHERN CONFERENCE

First Team	
1964	Bill Blair
1965	Charlie Schmaus
1966	Charlie Schmaus
1976	Ron Carter
1977	Ron Carter, Will Bynum
1978	Ron Carter
1980	Andy Kolesar
1984	Gay Elmore
1985	Gay Elmore
1986	Gay Elmore
1987	Gay Elmore
1989	Ramon Williams
1990	Damon Williams
1996	Lawrence Gullette
1998	Darryl Faulkner
1999	Jason Bell
2001	Eric Mann
2002	Jason Conley
2015-16	QJ Peterson (Media, Coaches)
2016-17	QJ Peterson (Media)
2020-21	Greg Parham (Media)
2021-22	Jake Stephens (Media, coaches)
Second Team	
1960	Norm Halberstadt
1961	Norm Halberstadt
1962	Norm Halberstadt
1963	Bill Blair
1965	Joe Kruszewski
1966	Robin Porter
1968	John Kemper, Steve Powers

1969	John Mitchell
1971	Jan Essenburg
1975	John Krovic
1976	Will Bynum
1978	Dave Montgomery
1980	Andy Kolesar
1985	Cedric Wins
1989	Damon Williams
1990	Ramon Williams
1991	Greg Fittz
1992	Lewis Preston, Jonathan Penn
1993	Lewis Preston
1995	Lawrence Gullette
1997	Darryl Faulkner
1998	Jason Bell
2003	Radee Skipworth
2017	QJ Peterson (Coaches)
2019	Bubba Parham (Coaches, Media)
2022	Kamdyn Curfman (Media)

ALL-SOCON TOURNAMENT TEAM

First Team	
1962	Norm Halberstadt
1964	Bill Blair, Charlie Schmaus
1966	Charlie Schmaus
1975	Will Bynum
1976	Will Bynum, Ron Carter, John Krovic
1977	Ron Carter, Dave Montgomery, John Krovic
1978	Ron Carter
1985	Gay Elmore
1988	Damon Williams, Ramon Williams
1990	Damon Williams
2003	Radee Skipworth
Second Team	
1960	Norm Halberstadt
1964	Joe Kruszewski
1965	John Prosser
1977	Will Bynum
1985	Cedric Wins, Darren Sawyer, Mike Huffman
1988	Bobby Gardner
1990	Ramon Williams
1996	Brent Conley, Maurice Spencer

SOCON TOURNAMENT MVP

1976	Ron Carter
1977	Dave Montgomery
1985	Gay Elmore

ALL-SOCON FRESHMAN TEAM

1982	Mark Vest, Cedric Wins
1983	Mike Huffman
1984	Gay Elmore
1986	Darrin McDonald
1987	Renard Johnson, Ramon Williams
1989	Percy Covington
1992	Bobby Jones
1993	Lawrence Gullette
1994	Darryl Faulkner, Warren Johnson
1995	Bryan Tauveg
1996	Brent Conley
2001	Radee Skipworth
2002	Jason Conley
2018	Bubba Parham (Media, Coaches)
2019	Travis Eevee (Media, Coaches)
2021	Trey Bonham (Media, Coaches)
2022	Honor Huff (Media)
2023	Asher Woods (Media, Coaches) Tyler Houser (Media)

SOCON PLAYER OF THE YEAR

1977	Ron Carter
1978	Ron Carter
1986	Gay Elmore
1987	Gay Elmore
2002	Jason Conley
SOCON FRESHMAN OF THE YEAR	
1982	Mark Vest

1983	Mike Huffman
1984	Gay Elmore
1986	Darrin McDonald
1987	Renard Johnson
1996	Brent Conley
2002	Jason Conley
2018	Bubba Parham (Media)
2020	Travis Eevee (Coaches, Media)

SOCON COACH OF THE YEAR

1977	Charlie Schmaus
1985	Marty Fletcher
1995	Bart Bellairs
2020-21	Dan Earl

SOCON RECORD HOLDERS

Individual Records	
HIGHEST FIELD GOAL PCT. (GAME)	
Lester Johnson, 1.000 (10-10), 1994	
- Tied with Multiple Others	
Team Records	
MOST 3-POINT FIELD GOALS (GAME)	
24, vs. Furman, 2014	
MOST 3-POINT ATTEMPTS (GAME)	
57, vs. Mid-Atlantic Christian, 2014	
BLOCKED SHOTS (GAME)	
15, vs. Appalachian State, 2003 (tied)	

SOCON TOURNAMENT RECORDS

Individual Records	
MOST BLOCKED SHOTS (GAME)	
... 6, by Lewis Preston vs. Furman, 1993 (tied with two others)	
MOST ASSISTS (GAME)	
13, Richard Little vs. Chattanooga, 2003	
Team Records	
MOST 3-POINT FIELD GOALS (GAME)	
17, by VMI vs. Western Carolina, 1996	
MOST 3-POINT ATTEMPTS (GAME)	
17, by VMI vs. Western Carolina, 1996	
FEWEST POINTS ALLOWED (GAME)	
33, by VMI vs. Richmond, 1976	

POSTSEASON

NCAA TOURNAMENT	
1964	First Round - East Regionals Princeton 86 VMI 60
1976	First Round - East Regionals VMI 81 Tennessee 75
	Semifinals - East Regionals VMI 71 DePaul 66 (OT)
	Finals - East Regionals Rutgers 91 VMI 75
1977	First Round - East Regionals VMI 73 Duquesne 66
	Semifinals - East Regionals Kentucky 93 VMI 78

COLLEGEINSIDER.COM TOURNAMENT (CIT)

2013-14 -	
First Round - at Buffalo, N.Y. - VMI 111, Canisius 100	
Second Round - Lexington, Va. - VMI 106, IPFW 95	
Third Round - at Athens, Ohio - VMI 92, Ohio 90	
Semifinals - Lexington, Va. - Yale 75, VMI 62	
COLLEGE BASKETBALL INVITATIONAL (CBI)	
2021-22	
First Round at Daytona Beach, Fla. UNC Wilmington 93, VMI 78	

**BIG SOUTH CONFERENCE
(2003-July 1, 2014)**

■ **BIG SOUTH STANDINGS**

	W	L	Finish
2003-04	4	12	7th
2004-05	3	13	9th
2005-06	2	14	9th
2006-07	5	9	6th
2007-08	6	8	T-5th
2008-09	13	5	2nd
2009-10	5	13	8th
2010-11	10	8	4th
2011-12	8	10	7th
2012-13	8	8	North-2nd
2013-14	11	5	North-2nd

■ **ALL-BIG SOUTH CONFERENCE**

- 2004 - Radee Skipworth (2nd team)
- 2006- Reggie Williams (2nd team)
- 2007- Reggie Williams (1st team)
- 2008- Reggie Williams (1st team)
Chavis Holmes (2nd team)
- 2009- Chavis Holmes (1st team)
Travis Holmes (2nd team)
- 2011- Austin Kenon (1st team)
- 2012 - Stan Okoye (2nd team)
- 2013 - Stan Okoye (1st team)
- 2014 - D.J. Covington (1st team)
Rodney Glasgow (1st team)
QJ Peterson (2nd team)

■ **BIG SOUTH PLAYER OF THE YEAR**

- 2013 - Stan Okoye

■ **DEFENSIVE PLAYER OF THE YEAR**

- 2007 - Travis Holmes
- 2013 - D.J. Covington
- 2014 - D.J. Covington

■ **FRESHMAN OF THE YEAR**

- 2011- D.J. Covington

■ **ALL-FRESHMAN TEAM**

- 2005- Reggie Williams
- 2006- Travis Holmes
- 2011- D.J. Covington
Rodney Glasgow

■ **ALL-BIG SOUTH TOURNAMENT**

- 2007 - Reggie Williams, Travis Holmes
- 2009 - Chavis Holmes, Austin Kenon
- 2011 - Keith Gabriel, Stan Okoye

■ **VaSID HONORS**

- 2010-11 - Freshman of the Year - D.J. Covington
- 2011-12 - All-State Honorable Mention - Austin Kenon
- 2011-12 - All-State Honorable Mention - Stan Okoye
- 2012-13 - All-State First Team - Stan Okoye
- 2013-14 - Freshman of the Year - QJ Peterson
All-State First Team - D.J. Covington
All-State Second Team - Rodney Glasgow
- 2015-16 - All-State First Team - QJ Peterson
- 2022-23 - Rookie of the Year - Asher Woods

■ **NABC HONORS - DISTRICT 3**

- 2008-09 - Duggar Baucom (District Coach of the Year)
- 2012-13 - Stan Okoye (First Team)
- 2013-14 - D.J. Covington (First Team)
Rodney Glasgow (Second Team)



VMI advanced to the 2008-09 Big South Tournament finals with a win over Liberty, shown here.



Stan Okoye became the first Keydet since 2002 to win a Player of the Year award when he did so in 2013. He then became just the second VMI alumnus to be on an Olympic roster when he represented Nigeria in the 2016 Summer Olympics in Rio.

YEAR-BY-YEAR RESULTS

1908-1909
Overall Record: 3-3
Head Coach: Pete Krebs

Baltimore YMCA	L	23-25
Staunton Military	W	19-7
Virginia	L	14-33
Randolph-Macon	W	47-19
at Virginia	L	17-23
Virginia Tech	W	15-9

135-116

1909-1910 (2-5)
Overall Record: 2-5
Head Coach: F.J. Pratt

Davidson	W	26-17
Virginia	L	17-22
Lynchburg YMCA	L	17-40
Virginia Tech	L	14-37
Staunton Military	W	32-15
at Staunton Military	L	19-39
at Virginia	L	21-56

146-226

1910-1911
Overall Record: 3-5
Head Coach: J. Mitchell

Roanoke	W	20-8
St. John's (Md.)	L	11-33
Maryland	L	14-17
Virginia	L	8-35
Tennessee	W	21-19
Virginia Tech	L	18-35
at Duke	L	17-52
at Lynchburg YMCA	W	41-23

140-222

1911-1912
Overall Record: 6-5
Head Coach: Alpha Brummage

Lynchburg	L	16-35
Emory & Henry	L	21-25
Roanoke	W	33-7
Hampden-Sydney	W	45-10
Guilford	W	18-11
Virginia	L	15-16
Wake Forest	W	23-14
Lynchburg	L	20-52
at Roanoke	W	34-19
at Roanoke YMCA	L	19-39
Roanoke YMCA	W	36-10

280-238

1912-1913
Overall Record: 8-4
Head Coach: Alpha Brummage

Lynchburg YMCA	W	24-22
South Carolina	W	26-13
at Roanoke	W	44-6
North Carolina	W	55-6
at St. John's (Md.)	L	10-48
at Georgetown	L	11-26
at Virginia	L	15-38
at Virginia Tech	W	31-13
Duke	W	28-10
George Washington	W	28-12
Virginia Christian	W	48-6
St. John's (Md.)	L	20-24

340-224

1913-1914
Overall Record: 6-6
Head Coach: W.C. Raferty

George Washington	L	14-20
South Carolina	W	38-5
Catholic	L	12-19
Maryland	W	44-5
Kentucky	W	32-18
Elon	L	15-16
Emory & Henry	W	42-7
vs. N.C. State (Neutral)	L	20-29
Wake Forest	W	26-25
vs. Virginia (Neutral)	L	15-51

vs. Virginia Tech (Neutral)	L	16-27
at North Carolina	W	37-29

1914-1915
Overall Record: 8-2
Head Coach: F.H. Gaoton

George Washington	W	20-15
Union Theological Seminary	W	25-15
Roanoke	W	26-23
vs. Virginia (Neutral)	L	18-40
Duke	W	33-15
Emory & Henry	W	39-1
Elon	W	35-15
vs. Virginia Tech (Neutral)	L	21-22
North Carolina	W	28-24
William & Mary	W	24-13

269-189

1915-1916
Overall Record: 9-3
Head Coach: F.H. Gaoton

Virginia Christian	W	64-18
West Virginia	W	28-19
George Washington	W	42-13
Richmond	W	38-17
at Virginia	L	26-39
William & Mary	W	45-18
Elon	W	47-20
Duke	W	34-20
North Carolina	L	23-25
Wake Forest	L	22-40
N.C. State	W	46-21
at Virginia Tech	W	25-19

440-269

1916-1917
Overall Record: 9-5
Head Coach: F.H. Gaoton

Virginia Christian	W	79-12
Hampden-Sydney	W	20-14
William & Mary	W	42-20
Richmond	W	32-23
Randolph-Macon	W	30-16
West Virginia	W	32-29
Virginia	W	30-19
Duke	L	29-31
N.C. State	W	34-10
at North Carolina	L	22-33
at Duke	L	24-42
at N.C. State	L	22-29
North Carolina	W	47-34
Virginia Tech	L	22-37

465-349

1917-1918
Overall Record: 6-6
Head Coach: E.C. Abell

Lynchburg	L	19-27
Hampden-Sydney	W	37-22
vs. Davidson (Neutral)	W	29-12
Elon	L	21-22
at Virginia	L	43-54
William & Mary	W	53-24
Duke	W	51-26
Virginia	L	25-26
Virginia Tech	L	26-31
Tennessee	W	41-19
N.C. State	W	35-18
at Virginia Tech	L	22-29

402-310

1918-1919
Overall Record: 8-6
Head Coach: E.C. Abell

Roanoke	L	22-23
Randolph-Macon	W	51-13
Virginia Christian	W	75-6
St. John's (Md.)	W	31-19
William & Mary	W	66-6
Virginia Tech	W	31-19
at Navy	L	17-39

Davidson	W	60-10
North Carolina	L	28-42
at Virginia	W	33-25
at Virginia Tech	L	20-32
Duke	W	32-19
Virginia	L	25-33
vs. Virginia Tech (Neutral)	L	24-30

515-316

1919-1920
Overall Record: 11-1
Head Coach: Pinky Spruhan

Roanoke YMCA	W	54-18
Hampden-Sydney	W	40-2
at Roanoke	W	60-14
Randolph-Macon	W	53-10
Virginia Tech	W	31-25
Auburn	W	45-19
vs. Virginia (Neutral)	W	44-13
West Virginia Wesleyan	W	30-15
at Virginia Tech	L	14-23
St. John's (Md.)	W	36-10
Duke	W	46-13
vs. Virginia Tech (Neutral)	W	28-26

481-188

1920-1921
Overall Record: 16-1
Head Coach: Pinky Spruhan

Roanoke YMCA	W	58-15
Roanoke	W	54-11
Lynchburg Elks	W	42-12
Richmond	W	57-18
The Citadel	W	71-8
Virginia Tech	W	45-21
North Carolina	W	38-23
Lynchburg Elks	W	28-27
at Pennsylvania	L	15-40
Florida	W	60-20
St. John's (Md.)	W	33-12
Georgia Tech	W	53-16
vs. Duke (Neutral)	W	66-11
vs. Virginia (Neutral)	W	31-15
N.C. State	W	45-20
at Virginia Tech	W	26-11
vs. Virginia Tech (Neutral)	W	27-25

749-305

1921-1922 (11-7)
Overall Record: 11-7
Head Coach: Pinky Spruhan

Lynchburg	W	34-14
Emory & Henry	W	35-16
Roanoke Elks	W	49-20
Hampden-Sydney	W	44-8
Virginia Tech	W	30-20
Elon	W	41-18
St. John's (Md.)	W	40-24
Tennessee	W	26-19
Virginia	L	23-25
Kentucky	W	37-32
vs. Virginia Tech (Neutral)	L	25-26
N.C. State	W	25-11
North Carolina	L	26-31
at Virginia	L	17-34
at Catholic	L	27-54
at George Washington	L	20-31
at Takola	W	36-29
at VPI	L	19-27

549-439

1922-1923
Overall Record: 8-6
Head Coach: W.C. Raferty

Washington (Md.)	L	15-26
Lynchburg	W	3-2
Roanoke	W	20-19
Virginia Tech	L	19-22
Randolph-Macon	W	47-9
North Carolina	L	20-26
vs. Virginia (Neutral)	L	8-20
Florida	L	15-19

vs. Virginia Tech (Neutral)	L	16-42
South Carolina	W	24-9
George Washington	W	20-4
at Virginia Tech	W	21-20
at Takola	W	18-16
at Lynchburg Elks	W	19-13

295-247

1923-1924
Overall Record: 9-5
Head Coach: W.C. Raferty

Virginia Tech	W	22-11
North Carolina	L	25-40
at Virginia	L	23-32
vs. Virginia Tech (Neutral)	W	20-15
Maryland	W	21-12
Bridgewater	L	15-26
Roanoke	W	30-11
Wake Forest	L	14-18
Roanoke Elks	W	26-22
Lynchburg A.C.	W	28-22
William & Mary	W	38-20
at Delaware	W	25-19
Hampden-Sydney	W	23-11
vs. Maryland (Neutral)	L	19-34

329-293

1924-1925
Overall Record: 6-5
Head Coach: W.C. Raferty

Bridgewater	L	17-19
Wake Forest	W	17-14
Virginia Tech	W	30-29
Lincoln Memorial	W	21-10
at Virginia	L	21-27
Carson-Newman	W	18-16
North Carolina	L	19-26
at Virginia Tech	L	19-27
Hampden-Sydney	W	26-16
at Roanoke	W	40-28
vs. Mississippi (Neutral)	L	20-27

248-239

1925-1926
Overall Record: 7-8
Head Coach: W.C. Raferty

Bridgewater	L	17-27
Maryland	L	21-30
Georgia	L	22-30
Lynchburg	W	41-20
at Roanoke	W	26-18
at Richmond	L	16-22
at Virginia Tech	L	18-20
Virginia	L	25-29
Auburn	W	41-25
North Carolina	L	22-39
at Virginia	W	25-17
Carson-Newman	W	25-23
Virginia Tech	W	26-19
Lynchburg	W	33-16
vs. Kentucky (Neutral)	L	25-32

395-367

1926-1927
Overall Record: 3-12
Head Coach: W.C. Raferty

Bridgewater	W	31-25
Richmond	L	23-48
Lynchburg	W	38-23
Elon	L	21-23
N.C. State	L	24-30
at Virginia	L	9-17
Virginia Tech	L	30-33
Roanoke	W	32-19
Virginia	L	20-27
Duke	L	19-22
Maryland	L	15-32
South Carolina	L	40-42
at Virginia Tech	L	20-26
at Roanoke	L	18-19
vs. Georgia (Neutral)	L	14-36

354-422

VMI BASKETBALL RECORD BOOK

1927-1928

Overall Record: 7-6

Head Coach: W.C. Raferty

Bridgewater	W	45-28
Alabama	W	29-18
Maryland	L	23-35
South Carolina	L	28-32
Virginia Medical College	W	38-18
Virginia Tech	W	35-22
at Virginia	L	19-35
Virginia	L	18-28
N.C. State	W	36-29
Sewanee	W	44-21
Georgia	L	36-47
at Virginia Tech	W	29-11
vs. Georgia (Neutral)	L	37-46
417-370		

1928-1929

Overall Record: 6-7

Head Coach: W.C. Raferty

Bridgewater	W	41-25
Georgia	L	22-34
Elon	W	53-24
Virginia Tech	W	42-19
Roanoke	W	29-25
at Virginia	L	9-21
William & Mary	W	32-19
Maryland	L	27-30
at Virginia Tech	L	23-33
Davidson	W	38-37
Virginia	L	23-37
at N.C. State	L	32-42
at North Carolina	L	19-32
392-378		

1929-1930

Overall Record: 4-10

Head Coach: W.C. Raferty

Hampden-Sydney	W	32-16
Bridgewater	W	32-30
St. John's (Md.)	L	25-32
N.C. State	L	22-29
Virginia	W	34-26
at Virginia Tech	L	35-39
Davidson	L	27-35
Sewanee	L	22-31
at William & Mary	L	22-40
Maryland	L	25-44
Virginia Tech	W	43-21
at Virginia	L	24-34
at Maryland	L	23-39
Tennessee	L	20-28
386-444		

1930-1931

Overall Record: 4-12

Head Coach: W.C. Raferty

Maryland	L	18-35
St. John's (Md.)	L	23-29
Hampden-Sydney	L	22-27
Lynchburg	W	47-30
Virginia	L	21-28
at Virginia Tech	L	27-28
at Maryland	L	20-44
at Navy	L	24-39
at North Carolina	L	13-42
Virginia Tech	W	31-30
Richmond	W	33-28
at Virginia	L	22-25
William & Mary	L	28-29
Sewanee	W	45-28
N.C. State	L	13-25
at North Carolina	L	21-30
408-497		

1931-1932

Overall Record: 0-14

Head Coach: W.C. Raferty

St. John's (Md.)	L	6-25
Virginia	L	23-27
Maryland	L	28-43
Roanoke	L	27-35
at Maryland	L	20-38
at Navy	L	19-39
N.C. State	L	22-31
Duke	L	26-41
Virginia Tech	L	18-25
William & Mary	L	20-28
at Virginia	L	13-29
at Duke	L	24-45
at N.C. State	L	15-29
at Virginia Tech	L	18-23
289-458		

1932-1933

Overall Record: 4-11

Head Coach: W.C. Raferty

St. John's (Md.)	W	26-24
Maryland	W	
30-29		
Gallaudet	W	41-19
Virginia	W	26-25
Virginia Tech	L	34-38
at North Carolina	L	29-32
North Carolina	L	17-36
at Duke	L	20-41
Duke	L	15-31
N.C. State	L	24-39
William & Mary	L	21-27
at Navy	L	19-51
at Maryland	L	29-45
at Virginia	L	16-32
at Virginia Tech	L	25-27
362-496		

1933-1934

Overall Record: 4-10

Head Coach: W.C. Raferty

St. John's (Md.)	L	21-29
North Carolina	L	18-38
Virginia	W	35-33
at North Carolina	L	11-37
at Duke	L	20-41
at Richmond	L	20-33
at Virginia Tech	L	19-22
Duke	L	32-45
William & Mary	W	23-19
at Maryland	L	27-36
at Navy	L	19-31
Richmond	W	19-37
Virginia Tech	W	43-26
at Virginia	W	28-25
335-452		

1934-1935

Overall Record: 3-14

Head Coach: Frank Summers

St. John's (Md.)	W	20-19
at Maryland	L	24-39
at Navy	L	22-54
North Carolina	L	19-24
Virginia	L	27-33
Virginia Tech	W	40-25
at Duke	W	32-27
at South Carolina	L	20-36
William & Mary	L	23-27
Duke	L	27-28
N.C. State	L	27-31
at Virginia	L	20-29
Richmond	L	37-53
at North Carolina	L	20-33
William & Mary	L	36-43
at Richmond	L	30-49
at VPI	L	24-25
448-575		

1935-1936

Overall Record: 3-14

Head Coach: N/A

at Maryland	L	29-44
at Navy	L	23-37
Maryland	L	32-53
William & Mary	W	41-37
Virginia Tech	L	26-31
North Carolina	L	21-43
at Virginia	L	45-51
N.C. State	L	36-52
Clemson	L	36-43
Virginia	L	36-37
Richmond	L	29-57
Davidson	W	37-32
at William & Mary	L	48-50
Richmond	L	28-63
at North Carolina	L	31-35
Virginia Tech	W	38-36
at South Carolina	L	34-37
570-738		

1936-1937

Overall Record: 6-11

Head Coach: Pooley Hubert

Maryland	L	28-48
North Carolina	L	29-56
William & Mary	W	42-39
South Carolina	L	37-50
at Lynchburg	L	45-47
Lynchburg	W	43-32
Virginia Tech	W	30-22
Virginia	L	27-30
N.C. State	L	32-49
Richmond	L	27-35
at Maryland	L	28-45
vs. Duke (Neutral)	W-ot	32-31
at North Carolina	L	32-44
at Richmond	W	29-25
at William & Mary	W	49-26
at Virginia Tech	L	31-32
at Virginia	L	30-38
571-647		

1937-1938

Overall Record: 4-11

Head Coach: J. Elmore

Elon	L	20-34
Maryland	L	27-42
William & Mary	W	29-26
North Carolina	L	17-31
Emory & Henry	L	30-31
Virginia	L	20-31
at Virginia Tech	L	25-28
Richmond	L	34-38
at Maryland	L	33-43
at Navy	L	32-46
North Carolina	L	22-48
at William & Mary	W	35-30
at Richmond	L	26-27
at Virginia	W	35-33
Virginia Tech	W	29-23
414-511		

1938-1939

Overall Record: 7-10

Head Coach: Jimmy Walker

at Roanoke	L	28-52
North Carolina	L	28-35
William & Mary	W	48-43
Emory & Henry	W	39-37
vs. Virginia (Neutral)	L	23-33
Virginia Tech	W	54-36
at N.C. State	L	29-48
at North Carolina	L	41-43
Furman	W	54-33
at Virginia Tech	W	43-30
Wake Forest	L	20-41
Richmond	L	29-30
at Maryland	L	35-53
vs. Virginia (Neutral)	L	27-52
at William & Mary	W	45-31
at Richmond	W	37-36
vs. Richmond (Neutral)	L	20-31
600-664		

1939-1940

Overall Record: 3-12

Head Coach: Jimmy Walker

Davidson	L	31-32
vs. Duke (Neutral)	L	25-28
Wake Forest	L	34-46
North Carolina	L	24-53
Virginia	L	26-29
Roanoke	W	40-34
Maryland	L	33-60
at Virginia Tech	L	32-40
Richmond	W	28-26
at Virginia	L	24-27
vs. William & Mary (Neutral)	L	32-42
Virginia Tech	W	50-35
at Maryland	L	25-27
William & Mary	L	36-59
Richmond	L	21-52
461-590		

1940-1941

Overall Record: 10-6

Head Coach: Jimmy Walker

vs. William & Mary (Neutral)	L	35-41
North Carolina	L	30-56
Maryland	W	64-30
Virginia	W	42-39
at William & Mary	W	43-36
at Richmond	L	18-28
N.C. State	W	40-29
at Virginia	L	26-49
Virginia Tech	W	60-52
at Virginia Tech	W	33-31
Richmond	W	39-28
at Maryland	W	41-27
at N.C. State	L	35-37
at Wake Forest	W	44-43
vs. Washington & Lee (Neutral)	W	
39-32		
South Carolina	L	36-37
625-595		

1941-1942

Overall Record: 7-11

Head Coach: Jimmy Walker

Bridgewater	W	67-31
William & Mary	L	42-47
vs. Duke (Neutral)	L	47-52
Richmond	W	57-36
Virginia	L	21-27
at North Carolina	L	28-49
Wake Forest	L	43-44
at Maryland	W	46-41
Wake Forest	L	34-64
at Virginia Tech	L	26-28
Virginia Tech	W	43-42
Furman	W	43-38
at Richmond	L	29-43
at William & Mary	L	32-33
at Virginia	W	49-34
George Washington	W	36-35
at Maryland	L	36-39
at George Washington	L	32-44
711-727		

1942-1943

Overall Record: 8-8

Head Coach: Pooley Hubert

William & Mary	W	41-38
Duke	L	43-45
Virginia Tech	W	43-33
Maryland	W	35-34
Virginia	W	39-25
at North Carolina	L	35-37
Richmond	L	27-36
at Virginia Tech	W	42-39
George Washington	L	39-42
at William & Mary	W	41-33
at Richmond	W	48-30
at Virginia	L	35-36
at Maryland	W	36-35
at George Washington	L	45-65
at Navy	L	37-48
vs. Duke (Neutral)	L	41-57
627-633		

VMI BASKETBALL RECORD BOOK

1943-1944

Overall Record: 0-14

Head Coach: Joe Daher

at Woodrow Wilson Hospital	L	25-28
Virginia	L	25-37
at Maryland	L	36-43
vs. North Carolina (Neutral)	L	22-50
at Virginia	L	16-58
Virginia Tech	L	20-46
at Emory & Henry	L	38-51
at Virginia Tech	L	17-39
Ashford General Hospital	L	35-42
Ashford General Hospital	L	36-42
Woodrow Wilson Hospital	L	30-36
Maryland	L	29-31
Apprentice	L	32-52
at Richmond	L	19-65

380-620

1944-1945

Overall Record: 2-10

Head Coach: Joe Daher

Lynchburg	W	47-10
Virginia	L	24-43
at Maryland	L	28-46
at Hampden-Sydney	L	23-46
at William & Mary	L	24-43
at Richmond	L	29-55
vs. West Virginia (Neutral)	L	27-68
at Virginia Tech	L	29-42
at Virginia	L	35-52
Maryland	W	35-27
Hampden-Sydney	L	25-42
Virginia Tech	L	34-57

360-531

1945-1946

Overall Record: 1-10

Head Coach: Jay McWilliams

Marine Institute	L	28-47
Richmond	W	30-28
at Hampden-Sydney	L	30-33
at Virginia Tech	L	28-58
Virginia	L	20-51
Virginia Tech	L	24-48
at Virginia	L	19-56
at George Washington	L	25-48
William & Mary	L	28-39
at Richmond	L	22-51
at William & Mary	L	32-60

286-519

1946-1947

Overall Record: 4-15

Head Coach: Lloyd Roberts

Cedarville	W	62-47
Fort Belvoir	W	55-51
Quantico Marines	L	51-54
Langley Field	W	55-43
at Virginia	L	47-62
Virginia Tech	L	52-53
Maryland	L	50-64
George Washington	L	44-53
Richmond	L	52-60
Wake Forest	L	44-54
Clemson	W	64-63
William & Mary	L	56-63
at Virginia Tech	L	41-47
at Hampden-Sydney	L	48-65
at Richmond	L	51-53
at William & Mary	L	32-66
at George Washington	L	48-81
at Maryland	L	45-53
Virginia	L	37-59

934-1091

1947-1948

Overall Record: 3-17

Head Coach: Frank Summers

Lynchburg	W	54-34
at George Washington	L	40-59
Bridgewater	W	72-32
Maryland	L	46-53
at William & Mary	L	39-53
Richmond	L	34-50
Virginia	L	35-56
at Maryland	L	48-63
at West Virginia	L	42-88
Virginia Tech	L	39-50
at Davidson	L	53-63
at Furman	L	54-55
Richmond	W	61-54
at Virginia	L	47-61
at Roanoke	L	43-55
George Washington	L	45-51
Roanoke	L	37-49
William & Mary	L	52-53
vs. N.C. State (Neutral)	L	47-90
at Virginia Tech	L	51-59

941-1128

1948-1949

Overall Record: 3-16

Head Coach: Frank Summers

William & Mary	L	54-77
George Washington	L	45-71
at Richmond	W	65-52
at William & Mary	L	37-75
Virginia	L	47-63
Roanoke	L	39-52
at Roanoke	L	37-48
at Maryland	L	45-53
Furman	W	68-66
at Virginia Tech	L	53-66
Davidson	L	31-51
Clemson	L	43-64
Richmond	W	70-51
at Virginia	L	52-65
at Quantico Marines	L	49-65
at West Virginia	L	48-96
Virginia Tech	L	48-59
at Maryland	L	55-70
at George Washington	L	52-69

937-1213

1949-1950

Overall Record: 4-17

Head Coach: Bill O'Hara

Camp Meade	L	52-67
Norfolk NAS	L	66-83
at Quantico Marines	L	65-68
at Navy	L	26-76
Virginia	L	55-78
William & Mary	L	43-68
Virginia Tech	L	41-73
at Richmond	W	72-64
at Maryland	L	53-65
at George Washington	L	72-83
at Roanoke	W	60-59
Maryland	W	62-61
at Wake Forest	L	57-74
at Davidson	L	47-68
at Furman	L	55-58
Richmond	L	62-70
at Virginia	L	64-71
at William & Mary	L	57-74
Clemson	L	73-83
Roanoke	W	58-56
at Virginia Tech	L	58-78

1198-1477

1950-1951

Overall Record: 3-18

Head Coach: Bill O'Hara

Norfolk NAS	L	44-51
at Roanoke	L	51-74
Duke	L	66-86
Wake Forest	L	60-68
at West Virginia Tech	L	69-76
at Morris Harvey	L	60-71
George Washington	L	56-79
Richmond	L	56-64
at Virginia	L	47-50
at Richmond	W	53-52
Virginia	L	49-60
West Virginia	L	67-99
at Quantico Marines	L	39-62
at Virginia Tech	L	60-85
Maryland	L	41-46
at William & Mary	L	67-87
Furman	L	68-70
Davidson	W	87-74
William & Mary	L	43-76
Virginia Tech	W	79-76
at Maryland	L	46-65

1218-1471

1951-1952

Overall Record: 3-21

Head Coach: Bill O'Hara

Roanoke	L	56-58
at William & Mary	L	53-80
at Wake Forest	L	56-75
at Duke	L	45-102
at Maryland	L	39-57
at Connecticut	L	47-63
at Connecticut	L	55-74
at Morris Harvey	L	55-78
at Virginia	L	60-89
George Washington	L	62-77
at Richmond	W	78-67
Norfolk NAS	W	76-71
at Navy	L	54-59
at Furman	L	76-80
at West Virginia	L	66-91
at Davis & Elkins	L	59-76
at George Washington	L	60-75
at Maryland	L	46-64
Virginia Tech	L	54-73
Virginia	L	80-86
West Virginia	L	49-84
William & Mary	L	71-86
Richmond	L	64-77
at Virginia Tech	W	56-53

1417-1795

1952-1953

Overall Record: 5-19

Head Coach: Chuck Noe

George Washington	L	66-87
Lynchburg	W	61-53
Virginia	L	62-69
Maryland	L	37-54
Roanoke	W	72-66
at George Washington	L	64-98
North Carolina	L	62-79
at Virginia	L	78-89
at William & Mary	L	64-88
Richmond	L	65-75
at Duke	L	55-78
at North Carolina	L	58-97
Hampden-Sydney	W	76-46
at Lynchburg	W	69-62
William & Mary	L	54-88
at Marshall	L	73-83
at West Virginia	L	63-98
at Virginia Tech	L	67-83
at Maryland	L	41-67
at Richmond	L	76-87
at Roanoke	L	74-77
West Virginia	L	70-94
at Virginia Tech	W	90-64
at East Tennessee State	L	52-70

1549-1852

1953-1954

Overall Record: 11-12

SoCon: 6-7 (6th)

Head Coach: Chuck Noe

Lynchburg	W	79-43
Hampden-Sydney	W	81-65
Davidson	W	69-59
at Richmond	L	62-75
George Washington	L	50-66
at William & Mary	L	67-71
at West Virginia Wesleyan	L	81-84
at Hampden-Sydney	L	60-65
West Virginia Wesleyan	W	72-64
at Lynchburg	W	97-57
Virginia	L	76-78
at The Citadel	W	77-57
at Davidson	L	63-75
William & Mary	W	81-62
Virginia Tech	W	82-78
at West Virginia	L	56-81
Richmond	L	76-94
at Virginia	L	80-99
West Virginia Tech	W	79-75
The Citadel	W	91-55
at West Virginia	L	74-117
at Virginia Tech	W	64-63
vs. Richmond*	L	66-84

1683-1667

*- Southern Conference Tournament

1954-1955

Overall Record: 8-15

SoCon: 4-9 (8th)

Head Coach: Chuck Noe

Hampden-Sydney	W	83-74
Lynchburg	W	83-61
at Tennessee	L	46-78
at East Tennessee State	L	62-83
at Richmond	L	74-94
at Virginia	L	84-106
at George Washington	L	52-104
Richmond Professional Inst.	W	87-64
at West Virginia	L	59-71
William & Mary	L	65-88
West Virginia	L	77-101
Virginia	L	72-87
at Hampden-Sydney	W	66-58
at Davidson	L	65-68
at The Citadel	W	78-59
Richmond	L	54-78
at William & Mary	L	65-89
Virginia Tech	W	76-74
at West Virginia Tech	L	74-119
at Virginia Tech	L	70-78
The Citadel	W	88-62
Davidson	W	73-52
West Virginia *	L	66-73

1619-1821

*- Southern Conference Tournament

1955-1956

Overall Record: 4-19

SoCon: 3-11 (9th)

Head Coach: Jack Null

D8 at Hampden-Sydney	W	55-52
D10 at East Tennessee State	L	58-104
D14 at Richmond	L	54-96
D15 vs. Roanoke !	L	71-75
D17 at George Washington \$	L	54-106
D29 vs. Denver &	L	75-84
D30 vs. Boston College &	L	70-72
at West Virginia	L	65-89
J13 Hampden-Sydney	L	63-75
J14 George Washington	L	48-73
J17 William & Mary	L	72-81
J28 Virginia	L	77-78
J30 at West Virginia %	L	67-103
at The Citadel	W	76-59
at Davidson	W	86-73
F8 Virginia Tech	L	56-64
F11 at William & Mary	L	78-89
F16 Richmond	L	68-90
F18 at Virginia	L	91-107
F21 The Citadel	W	90-59
F23 Davidson	L	73-79
F25 at Virginia Tech	L	56-95
F27 at Roanoke	L	76-79

1579-1882

!- Game Played in Staunton, Va.

\$- Game Played in Arlington, Va.

&- Game Played in Fayetteville, W. Va.

%- Game Played in Bluefield, W.Va.

VMI BASKETBALL RECORD BOOK

1956-1957

Overall Record: 4-22	SoCon: I-13 (10th)
Head Coach: Jack Null	
D1 at West Virginia	L 47-71
D4 Virginia	L 79-90
D8 at Tennessee	L 60-84
D12 Randolph-Macon	W 81-66
D16 at Richmond	L 68-85
at George Washington @	L 63-72
D27 vs. LSU #	L 67-88
D28 vs. Furman #	L-ot 79-81
D30 vs. Hardin-Simmons #	L 45-75
J5 Roanoke	W 69-63
J7 The Citadel	L 71-81
J9 at Navy	L 57-82
J13 at Hampden-Sydney	L 83-93
Presbyterian	W 94-87
J19 George Washington	L 54-79
J26 at Virginia	L 54-78
F1 Davidson	W 75-60
F4 at West Virginia %	L 57-89
F8 at The Citadel	L 70-78
F9 at Davidson	L 56-66
at Roanoke	L 67-82
F14 at William & Mary	L 66-83
F18 William & Mary	L 58-65
Richmond	L 68-76
F22 at Virginia Tech	L 42-80
Virginia Tech	L 70-82

1769-2106

@- Game Played in Fort Myer, Va.

#- Louisiana Invitational Tourn. in Shreveport, La.

%- Game Played in Bluefield, W.Va.

1957-1958

Overall Record: 4-17	SoCon: I-12 (10th)
Head Coach: Jack Null	
D2 at West Virginia	L 50-109
D4 Hampden-Sydney	W 77-73
D7 at Memphis	L 58-72
at Vanderbilt	L 74-105
D12 Roanoke	W-ot 82-77
at Richmond	L 59-65
J4 Davidson	L 52-56
J11 Virginia Tech	L 63-86
Richmond	W 66-62
at Navy	L 51-80
J20 at Randolph-Macon	W 68-52
F1 Virginia	L 69-79
F8 at The Citadel	L 63-77
at Davidson	L 65-76
at West Virginia	L 58-104
F14 William & Mary ^	L 61-79
F17 The Citadel	L 54-86
F19 at Roanoke	L 68-73
at William & Mary	L 78-96
George Washington	L 59-92
at Virginia Tech	L 82-99

1357-1698

^ - Game Played in Waynesboro, Va.

1958-1959

Overall Record: 5-13	SoCon: 2-11 (9th)
Head Coach: L.F. Miller	
D2 at West Virginia %	L 71-82
at Bridgewater	W 63-54
D10 at Hampden-Sydney	W 84-65
at Richmond	L 39-82
at William & Mary	L 69-82
Roanoke	W 81-63
J10 at The Citadel	L 36-47
J12 at Davidson	L 70-75
at George Washington@	L 63-79
Hampden-Sydney	L 68-78
Virginia Tech	W 81-78
Richmond	L 61-70
William & Mary	L 60-86
The Citadel	L 46-47
Davidson	W 64-60
at Virginia	L 66-85
at West Virginia	L 55-99
Virginia Tech	L 60-118

1137-1311

%- Game Played in Bluefield, W.Va.

@- Game Played in Fort Myer, Va.

1959-1960

Overall Record: 4-16	SoCon: 3-11 (7th)
Head Coach: L.F. Miller	
D3 William & Mary	L 78-79
D5 at Bridgewater	L 68-70
D8 George Washington	L 77-90
D10 Hampden-Sydney	W-3ot 108-96
D14 at West Virginia	L 76-91
D18 at Kentucky Wesleyan #	L 90-102
D19 vs. Middle Tennessee #	L 61-74
J6 Virginia	L 71-83
J9 at The Citadel	L 53-74
J11 at Davidson	W 70-38
J16 at Richmond	W-ot 77-76
J19 Virginia Tech	L-ot 9395
F1 at West Virginia	L 71-101
F5 The Citadel	L 45-76
F9 Davidson	W 72-60
F11 at George Washington	L 78-95
F12 at William & Mary	L 67-89
F15 Richmond	L 58-64
F19 at Virginia Tech	L 71-100
F25 West Virginia *	L 83-90

1467-1643

#- All-America Tourn. in Owensboro, Ky.

*Southern Conference Tourn. in Richmond, Va.

1960-1961

Overall Record: 5-17	SoCon: 3-11 (8th)
Head Coach: L.F. Miller	
D1 at Kentucky	L 56-72
D3 at Pennsylvania	L 80-84
D8 Davidson	W 72-68
D10 at William & Mary	L 58-66
D13 at Virginia	W 75-63
D17 George Washington	L 86-90
D29 at Richmond #	L 90-100
D30 vs. Virginia #	L 68-76
J5 at West Virginia	L 72-87
J7 The Citadel	L 69-70
J12 at Virginia Tech	L 63-78
J14 at Richmond	L 62-69
J17 at George Washington	W 93-77
J28 Bucknell	W 101-79
J31 West Virginia %	L 91-102
F4 at Davidson	L 79-88
F6 Virginia Tech	L 85-86
F8 at The Citadel	L 83-91
F17 William & Mary	L 77-86
F21 Richmond	W 78-75
F25 at Morris Harvey	L 85-88
M2 West Virginia*	L 71-89

1694-1784

#Richmond Invitational in Richmond, Va.

%- Game Played in Bluefield, W.Va.

*Southern Conference Tourn. in Richmond, Va.

1961-1962

Overall Record: 9-11	SoCon: 6-8 (6th)
Head Coach: L.F. Miller	
D2 at Clemson	L 84-87
D5 at West Virginia	L 56-90
D9 Davidson	W 84-60
D14 at George Washington	L 85-105
D29 vs. George Washington #	W 75-67
D30 vs. Georgetown #	L 59-67
J3 at West Virginia	L 79-101
J6 Virginia Tech	L 75-97
J10 The Citadel	W-ot 71-69
J13 at Richmond	L 52-72
J16 William & Mary	W 74-71
J31 George Washington	W 80-72
F3 at The Citadel	W 73-70
F7 Richmond	L-ot 81-82
F10 at Davidson	W 68-66
F14 at Virginia Tech	L 71-85
F17 at William & Mary	L 84-102
F24 at Marshall	W 76-65
M1 Furman *	W 76-61
M2 Virginia Tech *	L 66-70

1469-1559

#- Richmond Invitational in Richmond, Va.

*- Southern Conference Tournament

1962-1963

Overall Record: 6-15	SoCon: 6-10 (7th)
Head Coach: L.F. Miller	
D1 East Carolina	L 66-76
D4 West Virginia !	L 74-100
D8 at Davidson	L 62-64
D11 George Washington	W 74-73
D15 Furman	W 88-68
J3 at West Virginia	L 74-86
J5 The Citadel	W 106-71
J8 at Virginia Tech	L 70-74
J11 Richmond	W 79-77
J15 at William & Mary	L 71-80
J26 at Marshall	L 82-98
J28 Clemson	L 58-68
F1 Virginia Tech	L 66-77
F5 at George Washington	L 69-81
F8 Davidson	L 57-64
F11 at Furman	L 85-91
F12 at The Citadel	W-ot 70-65
F15 William & Mary	L 65-75
F20 at Richmond	W 85-60
F23 at N.C. State	L 72-88
F28 Davidson *	L 69-108

1552-1644

*- Southern Conference Tourn. in Richmond, Va.

!- Game Played in Charleston, W. Va.

1963-1964

Southern Conference Champions	
Overall Record: 12-12	SoCon: 7-7 (4th)
Head Coach: L.F. Miller	
N30 at N.C. State	L 57-69
D2 at Tennessee	L 59-71
D6 William & Mary	L 51-56
D10 at George Washington	W 80-75
D13 at West Virginia	W 68-64
D15 Furman	W 64-51
D20 at Clemson	L 80-100
D31 at Vanderbilt	L 71-87
J4 Florida State	W 83-72
J7 Davidson	L 58-70
J9 at West Virginia	L 73-75
J28 East Carolina	W 86-78
F1 at Davidson	L 91-129
F4 George Washington	W 94-75
F8 at Richmond	L 90-96
F11 The Citadel	W 89-88
F15 at William & Mary	W 70-65
F18 Richmond	W 98-83
F21 at The Citadel	L 77-79
F22 at Furman	L 64-70
F27 vs. Furman *	W 77-73
F28 vs. Davidson *	W 82-81
M1 vs. George Washington *	W 61-56
M9 Princeton #	L 60-86

1779-1853

*- Southern Conference Tourn. in Charlotte, N.C.

#- NCAA East Regional in Philadelphia, Pa.

1964-1965

Overall Record: 8-13	SoCon: 5-9 (8th)
Head Coach: Gary McPherson	
D2 at Florida	L 59-68
D3 at Florida State	L 72-76
D9 Virginia	W 95-75
D11 West Virginia !	L 73-79
D15 at Davidson	L 69-91
D17 at William & Mary	L 63-66
D29 at Centenary #	W 91-86
D30 vs. Arkansas #	W 72-70
J2 at George Washington	L 62-70
J4 The Citadel	W 71-70
J6 at West Virginia	L 79-87
J12 at Richmond	L 65-71
J18 at Georgia Tech	L 71-82
J30 at Furman	W 98-83
F2 Davidson	L 78-84
F5 at The Citadel	L 72-84
F6 at Furman	W 69-67
F10 William & Mary	W 61-57
F16 Richmond	L 80-81
F18 George Washington	W 87-79
F25 Davidson *	L 73-86

1560-1612

!- Game Played in Charleston, W. Va.

#- Gulf South Classic in Shreveport, La.

1965-1966

Overall Record: 5-18	SoCon: 5-11 (7th)
Head Coach: Gary McPherson	
D1 West Virginia !	L 58-69
D4 Richmond	L 73-77
D8 at West Virginia	L 75-93
D14 Davidson	L 64-67
D17 at Centenary #	L 77-78
D18 vs. LSU #	L 70-73
D20 vs. Florida State +	L 64-65
D21 vs. Columbia +	L 73-80
J3 at George Washington	W 97-74
J8 William & Mary	W 89-74
J10 Furman	W 90-83
J13 at Richmond	L 88-103
J15 at Georgia Tech	L 73-86
J17 at East Carolina	L 85-87
J29 East Carolina	L 80-93
F1 at Davidson	L 84-97
F5 George Washington	W 109-92
F8 The Citadel	W 80-77
F12 at William & Mary	L 67-94
F14 at The Citadel	L 69-71
F15 at Furman	L 72-73
F19 at Virginia	L 65-79
F24 West Virginia *	L 80-95

1782-1880

!- Game Played in Charleston, W. Va.

#- Gulf South Classic in Shreveport, La.

+ Tampa Invitational in Tampa, Fla.

*- Southern Conference Tourn. in Charlotte, N.C.

1966-1967

Overall Record: 5-16	SoCon: 4-12 (9th)
Head Coach: Gary McPherson	
D1 at N.C. State	L 58-67
D3 Richmond	L 74-76
D7 at West Virginia	L 75-99
D10 Furman	W 105-96
D13 Davidson	L 80-82
D20 at Richmond	L 65-89
D28 at Arkansas State #	L 71-81
D29 vs. Kent State #	W-ot 66-63
J7 at East Carolina	L 72-79
J11 George Washington	L 62-65
J14 Wake Forest	L 70-71
J16 West Virginia !	L 77-91
J28 East Carolina	W 68-67
J30 George Washington @	L 66-71
F3 The Citadel	L 70-73
F7 at William & Mary	L 57-64
F11 at Furman	W 71-57
F13 at The Citadel	L-4ot 78-81
F17 William & Mary	W 81-67
F21 at Davidson	L 69-73
F24 Samford	L 71-81

1558-1672

#- Arkansas State Invitational in Jonesboro, Ark.

!- Game Played in Charleston, W. Va.

@- Game Played in Fort Myer, Va.

1967-1968

Overall Record: 9-12	SoCon: 8-7 (4th)
Head Coach: Gary McPherson	
D2 at Davidson	L 73-80
D4 at Samford	L 79-80
D7 Virginia	L 79-84
D11 Furman	W 83-80
D16 Old Dominion	W 96-88
D20 at William & Mary	L 82-96
D22 at West Virginia	L 57-77
J3 West Virginia ~	W 92-90
J6 at Wake Forest	L 60-92
J9 Richmond	W 91-85
J27 George Washington	W 70-58
J30 at Georgia Tech	L 70-90
F2 The Citadel	W 81-67
F5 William & Mary	W 68-62
F7 George Washington @	L 59-60
F10 at Furman	L 73-76
F12 at The Citadel	W 87-77
F15 East Carolina	W 69-64
F17 at Richmond	L 76-86
F24 at East Carolina	L 68-79
F29 Furman *	L 52-62

1565-1637

~ Game Played in Beckley, W. Va.

@- Game Played in Fort Myer, Va.

VMI BASKETBALL RECORD BOOK

1968-1969

Overall Record: 5-18	SoCon: 3-11 (8th)
Head Coach: Gary McPherson	
N30 at Davidson	L 72-82
D2 at The Citadel	L 70-88
D5 Furman	W 83-55
D10 at George Washington	L 72-83
D19 Richmond #	L 80-90
D27 Utah +	L 75-83
D28 Rutgers +	L 72-79
D30 at Indiana State	L 53-73
J8 West Virginia !	L 65-68
J11 Richmond	L 74-89
J15 at West Virginia	W 87-84
J18 Davidson	L 64-66
J20 East Carolina	L 75-83
J25 at Furman	L 68-71
J27 Old Dominion	W 99-93
J30 William & Mary	W 72-71
F5 Georgia Tech \$	L 74-87
F8 at Richmond	L 88-104
F10 The Citadel	L 77-79
F15 at William & Mary	L 78-83
F18 George Washington	W 90-86
F22 at East Carolina	L 62-78
F27 Davidson *	L 75-99

1725-1874

- #- Big 5 Tournament in Salem, Va.**
- + Utah Classic in Salt Lake City, Utah**
- Game Played in Beckley, W. Va.**
- \$- Game Played in Salem, Va.**
- *- Southern Conference Tourn. in Charlotte, N.C.**

1969-1970

Overall Record: 6-19	SoCon: 3-10 (8th)
Head Coach: Mike Schuler	
D1 Atlantic Christian	W 82-76
D3 at Navy	L 66-71
D6 at George Washington	L 78-80
D10 at Virginia	L 44-65
D18 vs. William & Mary #	L 64-75
D20 vs. Richmond #	L 61-69
D29 vs. Stetson +	L 61-62
D30 vs. Florida Southern +	W 66-60
J5 at Old Dominion	L 72-94
J8 at Davidson	L 52-95
J10 at East Carolina	L 66-108
J13 Richmond	W 71-70
J17 at The Citadel	L 70-84
J21 Roanoke	L 79-90
J24 Wofford	W 78-64
J29 Old Dominion	L 55-90
J31 East Carolina	L 49-63
F2 George Washington	L 79-107
F5 Furman	W 67-66
F10 William & Mary	W 74-68
F14 at William & Mary	L 58-77
F17 The Citadel	L 61-68
F19 at Richmond	L 54-78
F21 at Furman	L 52-53
F26 Davidson *	L 46-72

1605-1905

- #- Big 5 Tournament in Hampton, Va.**
- + Gold Coast Classic in West Palm Beach, Fla.**
- *- Southern Conference Tourn. in Charlotte, N.C.**

1970-1971

Overall Record: 1-25	SoCon: 1-11 (7th)
Head Coach: Mike Schuler	
D1 vs. Virginia #	L 52-81
D3 vs. Richmond #	L 57-75
D5 at Army	L 47-82
D7 Old Dominion	L 85-94
D19 at William & Mary	L 49-75
D23 at Toledo	L 46-79
J2 at Furman	L 68-93
J4 at South Alabama +	L 67-80
J6 vs. Trinity +	L 70-95
J9 East Carolina	L 63-71
J12 Gardner-Webb	L 72-95
J16 The Citadel	L-ot 64-66
J20 Roanoke	L 73-96
J23 at Old Dominion	L 56-95
J25 Eastern Illinois	L 45-59
J27 George Washington	L 67-78

J30 at East Carolina	L 67-78
F2 Davidson	L 39-70
F4 at The Citadel	L 65-91
F8 Richmond	W 73-63
F10 at Navy	L 47-65
F13 Furman	L 79-88
F16 William & Mary	L 69-85
F20 at Richmond	L 77-93
F24 at Davidson	L 64-109
M4 William & Mary *	L 65-69

1626-2125

- #- Big 5 Tournament in Hampton, Va.**
- + Senior Bowl Tournament in Mobile, Ala.**
- *- Southern Conference Tourn. in Charlotte, N.C.**

1971-1972

Overall Record: 6-19	SoCon: 2-10 (7th)
Head Coach: Mike Schuler	
D1 West Virginia Wesleyan	W 95-78
D4 Atlantic Christian	L-ot 101-105
D11 at Richmond	L 61-73
D20 vs. Virginia #	L 51-93
D21 vs. Virginia Tech #	W 57-56
J3 at Roanoke	L 69-96
J5 at Eastern Illinois	L 71-111
J8 at East Carolina	L 57-62
J10 Old Dominion	L 82-96
J12 Wofford	W 80-63
J15 The Citadel	L-ot 62-68
J18 Davidson	L 57-73
J20 at George Washington	L 66-104
J22 Furman	L 62-97
J25 at William & Mary	L 59-76
J29 East Carolina	L 56-66
F1 at Ohio	L 60-98
F3 at Davidson	L 61-84
F7 Roanoke	L 66-87
F12 at Furman	L 66-104
F14 at The Citadel	L 60-87
F16 West Virginia Tech	W 68-59
F22 William & Mary	W-ot 37-35
F24 Richmond	W-2ot 79-74
M2 Furman *	L 80-126

1663-2071

- #- Big 5 Tournament in Roanoke, Va.**
- *- Southern Conference Tourn. in Greenville, S.C.**

1972-1973

Overall Record: 7-19	SoCon: 3-9 (8th)
Head Coach: Bill Blair	
D2 Hampden-Sydney	W 95-81
D4 George Washington	L 73-85
D6 at Virginia	L 67-85
D9 Richmond	W 71-60
D18 at Texas A&M-Corpus Christi	L 50-57
D20 at Rice	L 56-72
D22 at New Mexico State #	L 57-86
D23 vs. Xavier #	W 60-59
J3 at Wake Forest	L 57-71
J6 at East Carolina	L 63-81
J10 Roanoke	L 55-56
J13 Appalachian State	W 82-68
J18 Furman	L 49-86
J20 West Virginia Tech	W 87-60
J27 East Carolina	L 45-71
J29 The Citadel	L 67-69
J31 at William & Mary	L 59-77
F3 at Roanoke	L 58-66
F6 Davidson	L 88-105
F10 at Furman	L 60-94
F12 at The Citadel	L 62-75
F15 Morris Harvey	L + 60-65
F17 at Old Dominion	L 56-72
F20 William & Mary	W 66-64
F22 at Richmond	L 84-113
M1 Davidson *	L 77-88

1623-2123

- + Forfeited because of ineligible player**
- #- New Mexico State Invit. in Las Cruces, N.M.**
- *- Southern Conference Tourn. in Richmond, Va.**

1973-1974

Overall Record: 6-18	SoCon: 3-9 (7th)
Head Coach: Bill Blair	
D1 at Virginia Tech	L 51-62
D3 Hampden-Sydney	W 89-54
D5 West Virginia Tech	L 48-49
D8 at Appalachian State	W 74-65
D12 James Madison	W 58-54
D15 Towson	L 65-66
D28 at Arkansas #	L 86-96
D29 vs. Connecticut #	L 78-80
J5 at Davidson	L 62-76
J10 Salem	W 85-82
J12 East Carolina	L 58-59
J14 The Citadel	W 70-63
J19 Loyola (Md.)	L 69-71
J22 at William & Mary	L 68-85
J26 at East Carolina	L 55-57
J29 Richmond	L 65-81
F2 at Dayton	L 60-76
F6 William & Mary	L 65-67
F9 at Richmond	L 78-84
F13 Appalachian State	W 62-59
F16 at Furman	L 66-80
F18 at The Citadel	L 47-65
F21 Shepherd	L 76-85
F27 at Richmond *	L 59-69

1594-1685

- #- Razorback Classic in Little Rock, Ark.**
- *- Southern Conference Tournament**

1974-1975

Overall Record: 13-13	SoCon: 6-6 (T-4th)
Head Coach: Bill Blair	
N30 Virginia Tech	L 64-96
D5 at Appalachian State	W 98-81
D10 at East Carolina	L 68-73
D14 Richmond	L 90-95
J4 at Middle Tennessee	L 89-93
J6 at South Alabama #	L 96-116
J7 vs. Louisiana Tech #	L 73-85
J11 at Richmond	W 98-95
J13 The Citadel	W 108-101
J15 Christopher Newport	W 86-66
J18 Towson	W 67-65
J20 Bethany	W 72-43
J22 William & Mary	W 71-69
J25 East Carolina	L 80-82
J27 Appalachian State	W 73-55
J30 Shepherd	W 96-83
F3 at George Washington	L 79-90
F5 Bridgewater	W 51-37
F8 at The Citadel	W 82-68
F11 Davidson	L-2ot 93-94
F15 Old Dominion	L 69-84
F19 at William & Mary	L-ot 66-67
F22 Furman	L 68-80
F26 Virginia Wesleyan	W 99-68
M1 at Richmond *	W 85-81
M5 at Furman *	L 81-94

2104-2061

- #- Senior Bowl Tournament in Mobile, Ala.**
- *- Southern Conference Tournament**

Southern Conference Champions NCAA East Region Finalists

Overall Record: 22-10	SoCon: 9-3 (1st)
Head Coach: Bill Blair	
N29 Lebanon Valley	W 92-70
D1 Liberty	W 106-58
D3 at James Madison	L 76-82
D6 East Carolina	W 73-56
D8 Georgia Tech	W 68-53
D11 Radford	W 112-65
D13 Richmond	W 65-60
D29 at Indiana State #	L 60-88
D30 vs. Pacific #	W 72-59
J3 Virginia ^	L 63-74
J7 at Furman	W 82-67
J10 Salem	W 108-84
J12 at The Citadel	L 74-78
J15 at Old Dominion	L 70-72
J17 at Appalachian State	L 67-71
J21 William & Mary	W 84-78
J24 at East Carolina	W 74-60

J29 Wisconsin Green Bay	L-ot 74-76
F2 at Georgia Tech	L 56-66
F5 Southeastern	W 97-57
F7 at William & Mary	L 62-68
F11 at Davidson	W 92-76
F14 The Citadel	W 76-59
F18 at Richmond	W 74-67
F21 Appalachian State	W 78-74
F24 Southern Wesleyan	W 85-48
F28 Davidson !	W 71-69
M2 vs. Appalachian State *	W 71-64
M3 vs. Richmond *	W 41-33
M13 vs. Tennessee @	W 81-75
M18 vs. DePaul +	W-ot 71-66
M20 vs. Rutgers +	L 75-91

2450-2164

- ^- Game Played in Roanoke, Va.**
- #- Indiana Hall of Fame Classic in Terre Haute, Ind.**
- Southern Conference Tourn. in Lexington, Va.**
- *- Southern Conference Tourn. in Greenville, S.C.**
- @- NCAA Eastern Regionals in Charlotte, N.C.**
- + - NCAA Eastern Regionals in Greensboro, N.C.**

1976-1977 Southern Conference Champions NCAA East Region Semifinalists

Overall Record: 26-4	SoCon: 8-2 (T-1st)
Head Coach: Charlie Schmaus	
N26 vs. James Madison #	W 85-77
N27 at Virginia #	L 50-55
D4 at East Carolina	W 78-67
D8 Radford	W 74-52
D11 Old Dominion	W 62-60
D28 vs. Tulane !	W 75-66
D29 vs. California !	W 73-71
D30 at Oklahoma City !	W 69-58
J5 Roanoke	W 73-57
J8 Emory & Henry	W 107-71
J10 Appalachian State	W 74-54
J12 William & Mary	W 92-79
J17 at The Citadel	W 68-62
J20 at Richmond	W 88-79
J22 East Carolina	W 67-58
J24 Southern Wesleyan	W 104-97
J29 The Citadel	W 88-70
J31 Furman	W 99-86
F2 Hampden-Sydney	W 94-78
F7 Marshall @	W 97-90
F9 Morris Harvey	W 98-84
F12 Richmond	W 92-87
F14 Davidson	W 83-68
F16 at William & Mary	L 84-86
F19 at Appalachian State	L 58-62
F22 Randolph-Macon	W 81-75
F26 vs. East Carolina *	W 88-77
M2 vs. Appalachian State *	W-ot 69-67
M12 Duquesne +	W 73-66
M17 Kentucky &	L 78-93

2421-2152

- #- U.Va. Tipoff in Charlottesville, Va.**
- All College Tournament in Oklahoma City, Okla.**
- @- Game Played in Roanoke, Va.**
- *- Southern Conference Tourn. in Roanoke, Va.**
- + - NCAA Eastern Regionals in Raleigh, N.C.**
- &- NCAA Eastern Regionals in College Park, Md.**

1977-1978

Overall Record: 21-7	SoCon: 7-3 (2nd)
Head Coach: Charlie Schmaus	
N25 vs. Roanoke #	W 64-50
N26 at Virginia #	L 70-90
N28 Liberty	W 105-68
N30 Alderson Broaddus	W 107-90
D5 Chattanooga	W 81-72
D7 James Madison	W 86-68
D10 at Appalachian State	L 77-92
D28 at Toledo !	L 68-91
D29 vs. Long Beach State !	L 97-106
J3 vs. Cleveland State +	W 71-66
J4 at Siena +	W 72-61
J9 Southern Wesleyan	W 98-79
J12 at Furman	L 79-102
J14 at Western Carolina	W 77-68
J17 Marshall	W 79-71
J21 Salem	W 84-70
J23 at Davidson	W 89-69

VMI BASKETBALL RECORD BOOK

J25	at Old Dominion	W	69-60
J28	at The Citadel	W	79-61
F1	Richmond	W	110-90
F4	at Roanoke	W	61-47
F8	at Richmond	W	66-51
F11	The Citadel	W	84-72
F13	at Marshall	L	71-88
F15	William & Mary @	W	60-59
F18	Appalachian State	W	77-70
F25	Davidson *	W	95-80
M3	Marshall &	L	71-76

2247-2067

#- UVA Tipoff in Charlottesville, Va.
!- Blade Grass City Classic in Toledo, Ohio
+- Siena College Tournament in Loudonville, N.Y.
@- Game Played in Hampton, Va.
***- Southern Conference Tourn. in Lexington, Va.**
&- Southern Conference Tourn. in Roanoke, Va.

1978-1979

Overall Record: 12-15		SoCon: 2-8 (8th)	
Head Coach: Charlie Schmaus			
N27	UNC Greensboro	W	114-91
N29	Radford	W	90-88
N30	West Liberty State	W	86-83
D2	Virginia Tech !	L	66-79
D6	at James Madison	L	71-93
D9	Bethany	W	90-73
D13	at Appalachian State	L	82-103
D16	Georgia State	W	75-72
D28	vs. UCF #	L	91-108
D29	vs. Stetson #	L	89-98
J10	at The Citadel	L	83-91
J17	Appalachian State	L	58-73
J20	at Chattanooga	W	64-56
J22	Cleveland State	W-ot	75-72
J24	Richmond	L	78-90
J27	Western Carolina	L	65-76
J31	Christopher Newport	W	75-49
F1	Campbell	W	78-74
F3	Fairleigh Dickinson	W	79-77
F5	at Marshall	W	63-58
F8	at Georgia State	W	76-72
F10	Davidson	L	54-81
F12	The Citadel	L	69-72
F14	Marshall	L	66-88
F19	Furman	L	65-80
F21	at Richmond	L	76-79
F24	at Appalachian State *	L	63-73

2041-2154

!- Game Played in Roanoke, Va.
#- Tangerine Bowl Tourn. in Winter Park, Fla.
***- Southern Conference Tournament**

1979-1980

Overall Record: 11-16		SoCon: 6-10 (T-6th)	
Head Coach: Charlie Schmaus			
D1	Lebanon Valley	W	43-33
D3	Davidson	L	73-74
D6	Bluefield	W	99-66
D8	at Appalachian State	L	57-66
D10	at Chattanooga	W	56-55
D12	Concord	W	101-80
D15	Marshall	L	58-60
J5	at Cleveland State	L	82-102
J7	at Davidson	W-ot	70-69
J10	at East Tennessee State	L	65-97
J12	at Marshall	W	75-63
J16	Charleston Southern	W	102-82
J18	UVA-Wise	L	76-87
J21	at Western Carolina	W	72-71
J24	George Mason	W	95-81
J26	Furman	L	67-84
J28	The Citadel	W	72-71
J30	Baltimore	L	60-71
F2	at Richmond	L	92-104
F4	East Tennessee State	L	78-89
F7	at Fairleigh Dickinson	L	71-78
F9	Chattanooga	L	55-59
F11	Western Carolina	W	78-73
F14	Appalachian State	L	49-55
F16	at The Citadel	L-ot	77-79
F18	at Furman	L	75-107
F23	at Furman *	L	75-87

1969-2043

***Southern Conference Tournament**

Overall Record: 4-23		SoCon: 3-13 (8th)	
Head Coach: Charlie Schmaus			
N28	at UCLA	L	61-99
N29	at UC Irvine	L	96-125
D3	Furman	L-ot	82-87
D6	at Chattanooga	L	53-63
D9	Navy	L	61-71
D12	at Louisiana-Lafayette #	L	52-80
D13	vs. Western Michigan #	L	68-89
J3	Marshall	L	81-99
J7	at East Tennessee State	W	43-42
J10	at Furman	L	63-75
J12	at The Citadel	W	58-49
J14	at Charleston Southern	W	57-44
J17	at Appalachian State	L	68-78
J19	East Tennessee State	L	67-68
J21	at Davidson	L	63-79
J24	at Baltimore	L	41-46
J26	Marshall	L	53-63
J29	Richmond	L	73-79
J31	Western Carolina	L	71-86
F2	The Citadel	W	65-62
F4	William & Mary @	L	63-75
F7	at Western Carolina	L	75-91
F9	Appalachian State	L	51-70
F11	Davidson	L	82-95
F16	Chattanooga	L	68-90
F19	at Campbell %	L	65-89
F28	at Chattanooga *	L	63-89

1743-2083

#- Bayou Classic in Lafayette, La.
@- Game Played in Roanoke, Va.
%- Game Played in Raleigh, N.C.
***- Southern Conference Tournament**

1981-1982

Overall Record: 1-25		SoCon: 1-15 (9th)	
Head Coach: Charlie Schmaus			
N27	at Navy	L	37-63
D2	at William & Mary	L	57-84
D5	Virginia	L	49-76
D8	James Madison	L	43-64
D9	at Richmond	L	48-83
J4	at Marshall	L	63-90
J6	at Maine	L	71-81
J8	vs. Illinois State #	L	56-74
J9	vs. Manhattan #	L	75-84
J13	Old Dominion	L	51-88
J16	Western Carolina	L	57-72
J18	The Citadel	L	61-72
J21	at Chattanooga	L	61-81
J23	at Western Carolina	L	69-99
J25	at Davidson	L	58-72
J28	at East Tennessee State	L	68-92
J30	Appalachian State	W-ot	67-62
F1	at Davidson	L	63-79
F4	at Virginia Tech	L	76-101
F6	East Tennessee State	L	69-104
F8	Chattanooga	L	50-80
F11	Marshall	L	67-103
F13	at Furman	L	80-102
F15	at The Citadel	L	74-91
F20	at Appalachian State	L	58-91
F22	Furman	L	83-92

1606-2185

#- Worcester Co. National Classic in Worcester, Mass.

1982-1983

Overall Record: 2-25		SoCon: 1-15 (9th)	
Head Coach: Marty Fletcher			
N28	at James Madison	L	33-58
N30	Longwood	L	49-54
D4	at Virginia	L	41-86
D7	at Old Dominion	L	45-71
D11	North Carolina Wesleyan	L	47-58
D13	Emory & Henry	W	75-70
J3	at South Florida	L	76-93
J8	at Marshall	L	64-95
J15	at Furman	L	58-87
J17	at The Citadel	L	50-57
J22	at Davidson	L	43-75
J24	at Appalachian State	L	61-69
J27	Navy	L	53-57
J29	Chattanooga	L	68-82
J31	Western Carolina	L	55-75

F3	Richmond	L	69-75
F5	at Western Carolina	L	50-64
F7	Chattanooga	L	54-64
F9	East Tennessee State	L	63-86
F14	Appalachian State	L	61-65
F16	William & Mary	L	65-83
F19	at East Tennessee State	L	64-83
F21	Marshall	L	91-110
F23	Virginia Tech	L	54-72
F26	The Citadel	W	65-63
F28	Furman	L	64-65
M3	Davidson	L	68-83

1586-1994

1983-1984

Overall Record: 8-19		SoCon: 4-12 (9th)	
Head Coach: Marty Fletcher			
N28	Emory & Henry	W	75-48
N30	at Navy	L	57-73
D3	Radford	L	64-75
D5	Bridgewater	W	83-73
D7	Averett	W	75-58
D10	Old Dominion	L	65-82
D17	at Virginia Tech	L	61-122
J4	at Chattanooga	L	38-55
J7	at East Tennessee State	W	62-56
J9	at Richmond	L	58-61
J11	at Marshall	L	53-79
J14	at Appalachian State	L	54-74
J16	Chattanooga	L	49-56
J18	at William & Mary	L	55-73
J21	at Bucknell	L	49-66
J23	East Tennessee State	L	55-56
J28	at Davidson	L	55-62
J30	Western Carolina	W-ot	68-65
F4	at Western Carolina	L	82-86
F6	at Furman	L	58-70
F8	at The Citadel	L	61-65
F11	Appalachian State	W	67-58
F13	Davidson	L	44-47
F16	Marshall	L	61-99
F20	The Citadel	W	64-62
F22	James Madison	W-ot	62-60
F27	Furman	L	65-81

1640-1862

1984-1985

Overall Record: 16-14		SoCon: 7-9 (T-5th)	
Head Coach: Marty Fletcher			
N25	at James Madison	L-ot	64-67
N26	Bridgewater	W	86-46
N28	at Old Dominion	L	50-56
D1	Lynchburg	W	76-60
D3	Virginia	L	57-68
D6	Radford	W	53-51
D8	Hampden-Sydney	W	80-55
J5	at Marshall	W	58-54
J14	Chattanooga	L	60-78
J17	at Appalachian State	W	52-47
J19	Western Carolina	W	60-57
J21	Davidson	W	57-51
J24	Furman	W	71-62
J26	at Chattanooga	L	54-70
J28	Marshall	L	63-65
J30	Bluefield	W	81-61
F2	Bucknell	L	60-63
F4	East Tennessee State	W	60-53
F6	William & Mary	W	50-48
F9	Appalachian State	W	64-56
F12	at The Citadel	L-ot	61-64
F14	at Furman	L	58-63
F18	at Western Carolina	L	54-61
F21	at Davidson	L	63-71
F23	at East Tennessee State	L-ot	70-71
F25	The Citadel	L	53-69
F27	Richmond	W	48-47
M1	Western Carolina *	W-ot	65-63
M2	Chattanooga *	W-ot	71-69
M3	Marshall *	L	65-70

1863-1816

***- Southern Conference Tourn. in Asheville, N.C.**

1985-1986

Overall Record: 11-17		SoCon: 5-11 (7th)	
Head Coach: Marty Fletcher			
N23	Christopher Newport	W	63-52
N25	Averett	W	106-67
N26	Radford	W	69-59
D2	James Madison	W	91-88
D4	at Virginia	L	58-101
D10	at Richmond	L	61-69
D11	Lynchburg	W	76-72
D30	at Kentucky %	L	55-93
J9	at Appalachian State	W	63-56
J11	at East Tennessee State	L	74-88
J16	Marshall	L	82-84
J18	Furman	W	71-64
J20	The Citadel	W	66-64
J22	at William & Mary	L	64-71
J25	Western Carolina	L	55-57
J27	Chattanooga	L	70-72
J31	at Marshall	L	77-85
F0	at Davidson	L	68-75
F3	East Tennessee State	L	74-77
F8	at The Citadel	W	83-76
F10	at Furman	L-ot	70-72
F12	Bluefield	W	70-68
F15	at Chattanooga	L	64-74
F17	at Western Carolina	L-ot	96-99
F19	Virginia Tech	L	73-88
F22	Appalachian State	L	67-69
F24	Davidson	W	76-70
F28	Davidson *	L	62-71

2004-2081

%- Game Played in Louisville, Ky.
***- Southern Conference Tourn. in Asheville, N.C.**

1986-1987

Overall Record: 11-17		SoCon: 5-11 (6th)	
Head Coach: Joe Cantafio			
N30	Shenandoah	W	80-64
D1	at James Madison	L	68-74
D3	at Virginia	L	69-81
D6	Richmond	W	68-57
D8	Elon	W	77-72
D10	at Radford	L	51-56
D11	Roanoke	W	70-59
D22	at Tennessee	L	60-99
J7	at Virginia Tech	L	68-99
J10	at East Tennessee State	L	66-68
J12	Appalachian State	W	68-64
J15	Marshall	L	71-83
J17	at Furman	L	71-90
J19	at The Citadel	L-ot	78-82
J21	Bluefield	W	113-83
J24	at Western Carolina	W	65-56
J26	at Chattanooga	L	63-75
J29	at Marshall	L	77-104
J31	Davidson	L	65-90
F7	The Citadel	W	68-62
F9	Furman	L-ot	78-84
F11	William & Mary	W	76-68
F14	Chattanooga	L	60-75
F16	Western Carolina	L	62-64
F19	East Tennessee State	W	81-65
F21	at Appalachian State	W	86-84
F23	at Davidson	L	69-72
F27	Davidson *	L	63-92

1991-2122

***- Southern Conference Tourn. in Asheville, N.C.**

1987-1988

Overall Record: 13-17		SoCon: 6-10 (7th)	
Head Coach: Joe Cantafio			
N30	Bridgewater	W-ot	78-77
D2	Radford	L	68-88
D5	at Georgetown	L	45-81
D9	Roanoke	L	50-51
D12	Shenandoah	W	71-55
D28	at Texas	L	76-85
J2	at Oral Roberts	W	84-78
J6	at Richmond	L	55-88
J11	at William & Mary	L	59-69
J13	Davidson	L	64-66
J16	at East Tennessee State	L	65-86
J18	at Appalachian State	L	82-98

VMI BASKETBALL RECORD BOOK

J21	Marshall	L	62-64	M2	Chattanooga *	W	83-69
J23	Furman	W	69-60	M3	East Tennessee State *	L	94-99
J25	The Citadel	W	77-63	2239-2224			
J27	Bluefield	W	94-80	<i>!- Game Played in Roanoke, Va.</i>			
J30	Western Carolina	L	79-80	<i>!- Game Played in Little Rock, Ark.</i>			
F1	Chattanooga	W	68-61	<i>#- Mount St. Mary's Holiday Tournament in Emmitsburg, Md.</i>			
F4	at Marshall	L-ot	91-95	<i>*- Southern Conference Tour. in Asheville, N.C.</i>			
F6	at Davidson	W	59-55				
F8	East Tennessee State	L	61-77				
F11	James Madison	W	71-66				
F13	at The Citadel	L	59-64				
F15	at Furman	L	64-82	1990-1991			
F20	Appalachian State	W	66-65	Overall Record: 10-18		SoCon: 5-9 (6th)	
F27	at Chattanooga	L	70-77	Head Coach: Joe Cantafio			
F29	at Western Carolina	W	75-69	N23	at Virginia Tech	L	77-79
M4	Furman *	W	78-73	N26	Bluefield	W	91-76
M5	East Tennessee State *	W	79-60	N28	Bridgewater	W	65-48
M6	Chattanooga *	L	61-75	N30	at Liberty	W	69-61

2080-2188
* Southern Conference Tour. in Asheville, N.C.

1988-1989

Overall Record: 11-17 **SoCon:** 5-9 (7th)

Head Coach: Joe Cantafio

N28	at James Madison	L	92-94
D1	Shenandoah	W	78-58
D5	at Tennessee	L-2ot	82-84
D8	Eastern Mennonite	W	96-50
D10	UNC Greensboro	W	76-55
D30	at N.C. State	L	79-105
J7	at UNC Asheville	L	70-74
J9	at Marshall	W	63-61
J14	at Western Carolina	L	71-75
J16	at Chattanooga	L-ot	76-80
J19	Virginia Tech !	L-ot	83-90
J21	Furman	W-ot	91-82
J23	The Citadel	L	61-73
J25	Bluefield	W	95-75
J28	East Tennessee State	L	81-91
J30	at Appalachian State	L	69-76
F2	Richmond	L	79-87
F4	Marshall	W	65-63
F6	William & Mary	W	66-64
F9	at Radford	W	76-66
F11	Chattanooga	W	68-66
F13	Western Carolina	W	79-66
F16	at Virginia	L	79-92
F18	at The Citadel	L	79-88
F20	at Furman	L	71-87
F25	Appalachian State	L	60-67
F27	at East Tennessee State	L	80-82
M3	Furman *	L	73-81

2138-2132

!- Game Played in Roanoke, Va.

**- Southern Conference Tour. in Asheville, N.C.*

1989-1990

Overall Record: 14-15 **SoCon:** 7-7 (T-4th)

Head Coach: Joe Cantafio

N27	Lynchburg	W	87-65
N30	UNC Asheville	L	77-83
D2	James Madison !	L	61-91
D4	at Richmond	L-ot	77-78
D6	UNC Greensboro	W	76-50
D21	at Texas	L	74-98
D23	at Arkansas \$	L	61-92
D28	vs. Brown #	W	82-59
D29	at Mount St. Mary's #	L	77-86
J8	at Marshall	L	68-72
J13	at Western Carolina	L	66-72
J15	at Virginia	L	78-89
J18	Radford	W	95-64
J20	at Furman	L	71-94
J22	at The Citadel	L	73-89
J24	Chattanooga	W	75-72
J27	East Tennessee State	W	78-77
J29	Appalachian State	W	73-71
J31	Bluefield	W	95-46
F3	Marshall	W-ot	82-77
F5	at William & Mary	W	86-66
F10	at Chattanooga	L	63-78
F12	Western Carolina	W	70-56
F16	The Citadel	W	77-76
F19	Furman	W	84-75
F24	at Appalachian State	L	75-80
F26	at East Tennessee State	L	81-100

M2	Chattanooga *	W	83-69
M3	East Tennessee State *	L	94-99
2239-2224			
<i>!- Game Played in Roanoke, Va.</i>			
<i>!- Game Played in Little Rock, Ark.</i>			
<i>#- Mount St. Mary's Holiday Tournament in Emmitsburg, Md.</i>			
<i>*- Southern Conference Tour. in Asheville, N.C.</i>			

1990-1991

Overall Record: 10-18 **SoCon:** 5-9 (6th)

Head Coach: Joe Cantafio

N23	at Virginia Tech	L	77-79
N26	Bluefield	W	91-76
N28	Bridgewater	W	65-48
N30	at Liberty	W	69-61
D3	at Radford	L	61-62
D7	at Cornell #	L	80-93
D8	vs. Kent State #	L	61-65
D18	at Alabama	L	45-79
D20	at Vanderbilt	L	60-79
J5	at Furman	L	67-87
J7	at The Citadel	W	77-65
J10	at UNC Asheville	W	74-66
J12	Western Carolina	W	85-74
J14	Chattanooga	L	67-73
J19	Marshall	L	71-77
J21	Richmond	W	80-75
J23	William & Mary	L	46-58
J26	East Tennessee State	L	66-97
J28	at Appalachian State	L	72-78
F2	The Citadel	W	85-67
F4	Furman	W	80-79
F9	at Chattanooga	L	73-101
F11	at Western Carolina	L	64-80
F16	at Marshall	W	96-95
F21	at James Madison	L	67-82
F23	Appalachian State	L	70-83
F25	East Tennessee State	L	76-88
M1	Appalachian State *	L	72-100

1997-2167

#- U.S. Air Cornell Classic in Ithaca, N.Y.

**- Southern Conference Tour. in Asheville, N.C.*

1991-1992

Overall Record: 10-18 **SoCon:** 3-11 (T-6th)

Head Coach: Joe Cantafio

N25	Shenandoah	W	100-71
N29	at Weber State #	L	65-83
N30	vs. Army #	L	53-59
D4	Radford	W	79-69
D7	Liberty	L	55-64
D18	at Wake Forest	L	43-74
D30	at Dayton	L	56-84
J8	at Richmond	L	59-76
J11	at Western Carolina	W	79-74
J13	at Chattanooga	L	69-83
J16	Winthrop	W	67-52
J18	at Marshall	W-2ot	74-69
J22	Bluefield	W	105-71
J25	East Tennessee State	L	68-80
J27	Appalachian State	L	67-80
J29	UNC Asheville	W	62-51
F1	at The Citadel	L	60-66
F3	at Furman	L	57-74
F8	Chattanooga	L	75-85
F10	Western Carolina	L	88-89
F13	at Winthrop	W	71-63
F15	Marshall	L	72-79
F18	at William & Mary	W	76-68
F22	at Appalachian State	L	65-88
F24	at East Tennessee State	L	84-92
F29	Furman	L	65-72
M2	The Citadel	W	64-60
M6	Chattanooga *	L	49-84

1997-2060

#- Weber State Military Tour. in Ogden, Utah

**- Southern Conference Tour. in Asheville, N.C.*

1992-1993

Overall Record: 5-22 **SoCon:** 3-15 (9th)

Head Coach: Joe Cantafio

D1	Bluefield	W	91-63
D5	at Richmond	L	65-77
D7	at Radford	L-ot	88-91
D11	vs. Central Connecticut St. #	L-ot	77-84
D12	vs. Lafayette #	W	62-56
J2	at Georgia Tech	L	52-78
J6	at East Tennessee State	L	54-71
J9	Western Carolina	W	67-56
J10	Chattanooga	L	62-71
J13	at Appalachian State	W	93-86
J16	The Citadel	W	76-74
J17	Georgia Southern	L	70-73
J23	at Davidson	L	64-75
J24	at Furman	L	61-73
J27	at Marshall	L	66-80
J30	Appalachian State	L	55-64
J31	East Tennessee State	L	70-96
F3	William & Mary	L	67-77
F6	Marshall	L	69-78
F10	at Virginia Tech	L	44-75
F13	at Chattanooga	L	70-93
F14	at Western Carolina	L	51-84
F20	at Georgia Southern	L	63-69
F21	at The Citadel	L	53-69
F27	Furman	L	69-85
F28	Davidson	L	70-84
M4	Furman *	L	51-76

1780-2058

#- Marist Pepsi Classic Tour. in Poughkeepsie, N. Y.

**- Southern Conference Tour. in Asheville, N.C.*

1993-1994

Overall Record: 5-23 **SoCon:** 2-16 (10th)

Head Coach: Joe Cantafio

N29	Bluefield	W	97-58
D1	Richmond	L	55-74
D6	at Virginia Tech	L	59-82
D11	Radford	L	61-79
D22	at Dayton	L	73-85
J5	at Wake Forest	L	44-72
J8	at Western Carolina	L	58-68
J10	at Chattanooga	L	62-82
J12	Appalachian State	L	70-74
J15	at The Citadel	L	50-63
J17	at Georgia Southern	L	61-83
J20	East Tennessee State	L-ot	92-93
J22	Davidson	L	60-78
J24	at Furman	L	55-67
J27	Marshall	W	82-78
J29	at Appalachian State	L	64-74
F2	Shenandoah	W	104-77
F5	at Marshall	L	64-78
F9	at William & Mary	L	68-79
F12	Chattanooga	L	72-92
F14	Western Carolina	W	79-76
F16	at East Tennessee State	L	69-97
F19	Georgia Southern	L	61-63
F21	The Citadel	L	57-80
F26	Furman	L	64-67
F28	at Davidson	L	65-79
M3	Marshall *	W	84-62
M4	Davidson *	L	61-71

1891-2131

**- Southern Conference Tour. in Asheville, N.C.*

1994-1995

Overall Record: 10-17 **SoCon:** 6-8 (4th-North)

Head Coach: Bart Bellairs

N28	Centenary (N.J.)	W	93-76
N29	Bluefield	W	96-72
D3	Richmond	L	85-105
D7	at Virginia Tech	L	75-110
D10	at Radford	L	93-99
D17	at North Carolina	L	89-129
D19	at Virginia	L	73-100
J7	at Alabama	L	67-93
J9	at Navy	L	83-101
J14	at Western Carolina	L-ot	77-90
J16	Marshall	L	87-112
J21	at Davidson	L	75-83
J23	East Tennessee State	L	69-89
J26	William & Mary	L	86-95

J28	at Appalachian State	W	89-85
J30	Chattanooga	W	72-63
F4	Georgia Southern	W	84-79
F6	at The Citadel	L	69-84
F11	at East Tennessee State	W	80-78
F13	at Furman	L	59-60
F15	Lynchburg	W	84-66
F18	at Marshall	L	62-107
F20	Davidson	W	81-75
F22	Army	W	91-67
F25	Appalachian State	L	89-92
F27	The Citadel	W	75-66
M2	vs. Georgia Southern *	L	71-94

2154-2370

**- Southern Conference Tour. in Asheville, N.C.*

1995-1996

Overall Record: 18-10 **SoCon:** 10-4 (2nd-North)

Head Coach: Bart Bellairs

N25	at N.C. State	L	78-104
N28	Washington & Lee	W	100-62
N30	at Penn State	L	73-99
D2	Radford	W	110-103
D4	Lynchburg	W	107-74
D9	at Virginia Tech	L	67-99
D21	Eastern Mennonite	W	91-62
J3	Winthrop	W	101-78
J6	at Richmond	W	77-65

VMI BASKETBALL RECORD BOOK

1997-1998

Overall Record: 14-13 **SoCon:** 8-7 (3rd-North)

Head Coach: Bart Bellairs

N15	at Wake Forest	L	70-88
N18	Elon	W	85-69
N25	at Old Dominion	L	69-94
D2	West Virginia Tech	W	95-54
D6	Charlotte	L	70-88
D14	Penn State	W	71-68
D20	Lynchburg	W	113-59
D22	at Virginia	L	55-92
D31	at Virginia Tech	W	73-65
J3	at Georgia Southern	W-2ot	76-73
J6	UNC Greensboro	W	68-65
J10	Appalachian State	L	71-76
J12	at Davidson	W	61-58
J14	Shenandoah	W	97-64
J17	at Western Carolina	W	80-78
J19	The Citadel	L	62-67
J24	at Chattanooga	L	66-79
J26	at UNC Greensboro	L	60-72
J31	Western Carolina	W	94-80
F2	at Wofford	W	92-80
F7	at Army	L	76-78
F10	Furman	W-ot	87-81
F14	at Appalachian State	L	74-94
F16	Davidson	L	66-90
F19	at East Tennessee State	L	66-78
F21	East Tennessee State	W	74-65
F27	vs. The Citadel *	L	66-77

2037-2022

*- Southern Conference Tour. in Greensboro, N.C.

1998-1999

Overall Record: 12-15 **SoCon:** 9-7 (4th-North)

Head Coach: Bart Bellairs

N14	Elon	L	84-85
N16	at Penn State	L	66-90
N24	at Old Dominion	L	69-103
N30	Wake Forest	L	61-75
D2	at Elon	L	69-70
D5	Randolph-Macon	W	81-55
D7	at UNC Greensboro	W	86-84
D10	at UNC Charlotte	L	57-92
D18	Shenandoah	W	90-53
D22	at Virginia	L	64-82
J2	at East Tennessee State	W	58-55
J4	Davidson	L	64-85
J9	at Appalachian State	L	64-100
J11	at Western Carolina	W	91-72
J16	Georgia Southern	W	65-59
J18	Wofford	W	58-56
J23	Western Carolina	W	85-73
J25	at Davidson	L	66-76
J27	Southern Virginia	W	85-67
J30	at Furman	L	51-84
F1	at The Citadel	W-ot	74-72
F6	East Tennessee State	L	81-83
F8	at College of Charleston	L	59-85
F13	Appalachian State	L	65-83
F15	UNC Greensboro	W	82-67
F20	Chattanooga	W	73-57
F25	vs. Furman *	L	49-57

1897-2020

*- Southern Conference Tour. in Greensboro, N.C.

1999-2000

Overall Record: 6-23 **SoCon:** 1-15 (6th-North)

Head Coach: Bart Bellairs

N19	Southern Virginia	W	99-73
N20	Warren Wilson	W	85-38
N21	at Virginia	L	57-98
N26	vs. Oral Roberts !	W	56-44
N28	at Hawaii !	L	61-78
D1	Bluefield	W	82-76
D2	Ferrum	W	97-65
D6	Virginia Tech	L	46-65
D8	Old Dominion	L	62-71
D18	at Notre Dame	L	66-79
D21	at Virginia Commonwealth	L	86-101
D28	at Florida	L	68-113
J4	at UNC Greensboro	L	71-82
J8	College of Charleston	L-ot	69-77
J10	at Chattanooga	L	73-84
J15	The Citadel	L-ot	84-87
J17	at Appalachian State	L	72-97
J22	at Davidson	L	69-80

J24	UNC Greensboro	L	61-75
J29	East Tennessee State	L	64-75
J31	at Georgia Southern	L	67-69
F5	Western Carolina	L	82-85
F7	at Wofford	L	69-83
F12	at East Tennessee State	L	60-72
F14	Appalachian State	W	78-69
F19	at Western Carolina	L	71-88
F21	Davidson	L	58-71
F26	Furman	L	68-71
M2	Wofford *	L	72-81

2064-2247

I- United Airlines Invitational in Honolulu, Hawaii
*- Southern Conference Tour. in Greenville, S.C.

2000-2001

Overall Record: 9-19 **SoCon:** 5-11 (5th-North)

Head Coach: Bart Bellairs

N18	at Virginia Tech	L	68-92
N20	at James Madison	L	69-87
N29	Howard	W	74-57
D2	at Howard	L	88-91
D4	Virginia	L	70-89
D6	Morehead State	L	48-57
D16	at Old Dominion	L	81-89
D18	Randolph-Macon	W	75-62
D20	Mary Washington	W	77-47
D28	at South Carolina	L	68-82
J3	at Appalachian State	L	72-81
J6	Western Carolina	W	70-69
J10	at Furman	W	71-66
J13	at The Citadel	L	64-79
J15	UNC Greensboro	L	69-73
J20	at Davidson	L	60-68
J24	East Tennessee State	L	60-74
J27	at Western Carolina	L	62-82
J30	Davidson	L	67-70
F3	Chattanooga	W	83-77
F5	at UNC Greensboro	L	58-79
F10	Wofford	W	68-60
F12	Georgia Southern	L	73-78
F15	at Charleston Southern	W	63-57
F17	at College of Charleston	L	53-71
F21	at East Tennessee State	L	62-75
F24	Appalachian State	W	73-51
M1	vs. Georgia Southern *	L	59-76

1905-2039

*- Southern Conference Tour. in Greenville, S.C.

2001-2002

Overall Record: 10-18 **SoCon:** 5-11 (5th-North)

Head Coach: Bart Bellairs

N16	Mary Washington	W	76-51
N28	at Morehead State	L	87-98
D3	at Virginia Tech	L	73-74
D5	at Kentucky	L	57-99
D8	St. Mary's (Md.)	W	98-72
D12	Charleston Southern	W	90-69
D15	Eastern Mennonite	W	77-51
D22	at Villanova	L	91-104
D28	at Richmond !	W	82-80
D29	vs. James Madison !	L	84-94
J2	Western Carolina	L	80-90
J5	at Georgia Southern	L	60-100
J8	UNC Greensboro	L	74-80
J12	at East Tennessee State	L	90-101
J16	at Davidson	L	68-79
J19	College of Charleston	L	55-63
J21	at Appalachian State	W	93-91
J24	at Virginia	L	59-93
J26	Furman	W	76-68
J30	East Tennessee State	L	77-96
F2	at Wofford	L	68-78
F4	Appalachian State	W	88-81
F9	at Western Carolina	W-ot	97-91
F11	at Chattanooga	L	64-91
F16	at UNC Greensboro	L	71-74
F18	The Citadel	L	55-75
F23	Davidson	W	81-77
F28	vs. The Citadel *	L	70-80

2141-2300

I- Spider Invitational in Richmond, Va.
*- Southern Conference Tour. in Charleston, S.C.

2002-2003

Overall Record: 10-20 **SoCon:** 3-13 (5th-North)

Head Coach: Bart Bellairs

N23	Liberty	W	68-54
N25	at Tennessee	L	56-88
D1	at St. Francis (Pa.)	W	76-59
D5	at Virginia Tech	L	66-71
D7	UVA-Wise	W	77-66
D10	at Liberty	L	69-77
D14	Eastern Mennonite	W	100-57
D20	Mary Washington	L	56-60
D28	vs. Norfolk State !	L	69-70
D29	vs. Harvard !	W	71-67
D31	at Georgetown	L	48-55
J5	at Western Carolina	L	56-78
J11	Georgia Southern	L	84-91
J13	at UNC Greensboro	L	57-76
J18	East Tennessee State	L	62-67
J21	Davidson	W	61-60
J24	Appalachian State	L	68-85
J27	at College of Charleston	L	56-81
F1	at Furman	L	55-61
F4	at East Tennessee State	L	76-93
F8	Wofford	L-ot	93-94
F10	at Appalachian State	L	64-83
F15	Western Carolina	L	58-61
F18	Chattanooga	L	52-77
F22	UNC Greensboro	W	61-60
F24	at The Citadel	W	68-59
M1	at Davidson	L	49-84
M5	vs. Furman *	W	62-56
M6	vs. Davidson *	W	66-60
M7	vs. Chattanooga *	L	58-77

1952-2147

I- Spider Invitational in Richmond, Va.
*- Southern Conference Tour. in Charleston, S.C.

2003-2004

Overall Record: 6-22 **Big South:** 4-12 (7th)

Head Coach: Bart Bellairs

N20	vs. Washington State !	L	46-66
N22	vs. Texas-San Antonio !	L	52-68
N23	vs. Binghamton !	L	63-72
D2	Southern Virginia	W	85-62
D5	Virginia	L	56-78
D10	at Virginia Tech	L	56-80
D13	Eastern Mennonite	W	107-94
D21	St. Francis (Pa.)	L	62-66
D23	at Louisville	L	56-107
D29	at Old Dominion	L	52-74
J3	at UNC Asheville	L	48-61
J8	Radford	W	69-58
J10	at Winthrop	L	62-78
J14	at High Point	L	57-78
J17	Birmingham-Southern	L	49-82
J20	at Liberty	L	46-66
J26	Coastal Carolina	L	32-49
J28	Charleston Southern	W	53-50
J31	Winthrop	W	68-61
F4	at Radford	L	46-63
F9	at James Madison	L	65-76
F11	UNC Asheville	L	51-59
F14	at Coastal Carolina	L	44-60
F16	at Charleston Southern	L	49-64
F21	Liberty	W	61-52
F25	High Point	L	75-76
F28	at Birmingham-Southern	L	55-67
M2	at High Point *	L	43-75

1608-1942

I- BP Top of the World Classic in Fairbanks, Alaska

*- Big South Tournament

2004-2005

Overall Record: 9-18 **Big South:** 3-13 (9th)

Head Coach: Bart Bellairs

N22	Southern Virginia	W	71-33
N28	at Navy	W	78-73
D1	at Old Dominion	L	38-86
D4	Virginia Tech	W	72-66
D8	at Longwood	W-ot	69-64
D11	Towson	L	69-84
D13	Bluefield	W	77-70
D28	at New Orleans	L	49-62
D31	at Tulane	L	74-82
J5	at Loyola (Md.)	L	69-70
J8	Charleston Southern	L	67-78
J10	Coastal Carolina	L	68-79
J15	at UNC Asheville	L	77-87
J19	Radford	L	62-78
J24	at Liberty	L	71-91
J26	at High Point	L	72-88
J29	Birmingham-Southern	L	59-66
J31	at Winthrop	L	49-66
F5	at Coastal Carolina	L	70-75
F7	at Charleston Southern	L	50-56

F10	Longwood	W	65-52
F12	UNC Asheville	L	72-77
F14	at Radford	W	67-54
F17	Liberty	W	73-67
F19	at Birmingham-Southern	L	48-60
F23	Winthrop	L	48-63
F26	High Point	W	69-61

1748-1893

2005-2006

Overall Record: 7-20 **Big South:** 2-14 (9th)

Head Coach: Duggar Baucom

N21	Army	L	49-53
N23	at N.C. State	L	55-75
N26	at James Madison	L	61-74
N30	Old Dominion	L	62-77
D2	UVA-Wise	W	80-50
D5	Ferrum	W	97-74
D8	at Army	W	72-63
D10	Southern Virginia	W	105-59
D21	at Towson	W	80-78
D29	Loyola (Md.)	L	79-87
D31	at Maryland	L	68-99
J5	Charleston Southern	L	73-76
J7	Coastal Carolina	W	88-77
J12	High Point	L	90-100
J14	Liberty	W	84-68
J18	at Birmingham-Southern	L	53-75
J21	at UNC Asheville	L	65-83
J26	at Radford	L	77-101
J30	Winthrop	L	69-74
F2	at Liberty	L	67-71
F4	Birmingham-Southern	L	59-74
F8	at Winthrop	L	65-98
F11	UNC Asheville	L	74-82
F15	at High Point	L	72-73
F18	at Charleston Southern	L	48-59
F20	at Coastal Carolina	L	63-76
F23	Radford	L	69-77

1924-2053

2006-2007

Overall Record: 14-19 **Big South:** 5-9 (6th)

Head Coach: Duggar Baucom

N10	at Ohio State !	L	69-107
N11	vs. Princeton !	L	68-73
N12	vs. South Dakota State !	W	104-89
N15	Virginia Intermont	W	156-95
N20	Southern Virginia	W	144-127
N22	at James Madison	L	87-89
N25	at Howard	L	111-116
N28	at Army	L	72-79
D1	vs. Cornell @	L	94-99
D2	vs. Jacksonville State @	L	85-87
D6	Lees-McRae	W	135-75
D9	Mercer	L	103-105
D11	South Carolina State	W	99-87
D20	at Richmond	W	93-84
D30	at Penn State	L	111-129
J6			

VMI BASKETBALL RECORD BOOK

2007-2008

Overall Record: 14-15 **Big South:** 6-8 (T-5th)

Head Coach: Duggar Baucom

N9	vs. Northern Colorado !	L	97-104
N10	vs. Dartmouth !	L	87-98
N14	West Virginia Wesleyan	W	135-81
N21	James Madison	W	90-83
N25	at Ohio State	L	57-90
N28	Columbia Union	W	156-91
D1	Army	L	69-71
D4	at South Carolina State	L	88-89
D8	Howard	W	95-59
D10	Apprentice	W	112-96
D20	at William & Mary	W	83-72
D30	at Richmond	L	69-71
J2	at Mercer	W	102-99
J8	Southern Virginia	W	123-85
J12	at Charleston Southern	W-ot	93-91
J14	at Coastal Carolina	W	107-100
J19	UNC Asheville	L-ot	87-90
J23	at Winthrop	L	41-85
J28	Liberty	L	81-87
F2	at High Point	L	71-90
F5	Radford	L	102-108
F9	Coastal Carolina	W	88-83
F11	Charleston Southern	W	109-85
F16	at UNC Asheville	W	97-75
F20	Winthrop	L	70-80
F23	at Radford	L-ot	83-86
F26	at Liberty	W	81-79
M1	High Point	L	88-99
M4	at Liberty *	L	88-103

2649-2530

- Air Force Classic in USAFA, Colo.

***- Big South Conference Tournament**

2008-2009

Overall Record: 24-8 **Big South:** 13-5 (2nd)

Head Coach: Duggar Baucom

N14	at Kentucky	W	111-103
N16	at Virginia	L	97-107
N18	Maryland Bible	W	118-72
N20	Stevenson	W	133-72
N24	at Campbell	W	97-92
N29	at Jacksonville State	L	67-95
D3	Winthrop	W	92-74
D6	at UNC Asheville	W	114-105
D9	Campbell	W	88-76
D13	Southern Wesleyan	W	113-94
D21	at Army	W	62-55
D31	Richmond	W	73-70
J3	at Gardner-Webb	W	96-92
J5	at Charleston Southern	W	93-90
J10	Coastal Carolina	W	103-102
J12	Presbyterian	W	90-75
J17	Liberty	L	80-91
J21	at Radford	W	87-72
J24	High Point	W	92-85
J29	Southern Virginia	W	113-92
F2	UNC Asheville	L-ot	95-103
F4	at Winthrop	W-ot	110-106
F7	Gardner-Webb	W	94-88
F9	Charleston Southern	W	82-76
F14	at Coastal Carolina	L	97-100
F16	at Presbyterian	L	57-63
F21	Radford	L	90-97
F24	at Liberty	W	109-72
F28	at High Point	W	81-76
M3	Coastal Carolina *	W	96-76
M5	vs. Liberty #	W	78-58
M7	at Radford *	L	94-108

3002-2737

***- Big South Conference Tournament**

#- Big South Conference Tourn. in Radford, Va.

2009-2010

Overall Record: 10-19 **Big South:** 5-13 (8th)

Head Coach: Duggar Baucom

N13	Army	W	93-86
N16	at Richmond	L	59-103
N18	West Virginia Wesleyan	W	111-92
N24	at UNC Wilmington	L	95-115
N30	Lynchburg	W	108-93
D3	Coastal Carolina	L	97-111
D5	Charleston Southern	W	103-91
D9	at Virginia Tech	L	73-98
D12	at Seton Hall	L	107-134
D22	at George Mason	L	86-89
J2	Liberty	L	102-110
J7	at Winthrop	L	63-96
J9	at Presbyterian	L	75-89 (OT)
J11	Randolph	W	99-88
J14	UNC Asheville	L	84-97
J16	Gardner-Webb	L	84-92
J21	at Radford	L	91-109
J23	at High Point	W	94-91

J26	Southern Virginia	W	99-87
J28	at Liberty	L	73-91
F2	Radford	L	84-111
F4	Presbyterian	W	97-78
F6	Winthrop	L	83-87
F11	at Gardner-Webb	W	92-85
F13	at UNC Asheville	L	97-114
F16	High Point	W	91-84
F25	at Charleston Southern	L	85-95
F27	at Coastal Carolina	L	71-101
M2	at Coastal Carolina*	L	73-82

***- Big South Conference Tournament**

2010-11

Overall Record: 18-13 **Big South:** 10-8 (4th)

Head Coach: Duggar Baucom

N12	Randolph	W	106-65
N14	at UMBC	W	94-77
N16	UVA-Wise	W	120-88
N18	Jacksonville State	W	65-55
N23	Southern Virginia	W	94-78
N27	at West Virginia	L	66-82
N29	Central Penn College	W	151-92
D2	Winthrop	L	82-88 (OT)
D4	Presbyterian College	L	78-92
D8	at VCU	L	80-86
D11	Longwood	W	114-82
D19	at Marshall	L	70-98
D31	at UNC Asheville	W	83-72
J2	at Gardner-Webb	W	97-76
J6	Coastal Carolina	L	87-109
J8	Charleston Southern	L	80-88
J13	at Radford	W	105-71
J15	at High Point	W	97-91
J20	at Liberty	L	82-100
J27	Gardner-Webb	W	85-66
J29	UNC Asheville	L	87-100
F3	at Charleston Southern	L	90-101
F5	at Coastal Carolina	L	86-99
F10	High Point	W	87-74
F12	Radford	W	71-58
F15	Liberty	W	79-69
F19	at Morgan State	L	62-67
F24	at Presbyterian College	W	80-74
F26	at Winthrop	W	89-85
M1	*#5 Winthrop	W	78-73
M3	*at #1 Coastal Carolina	L	81-89

2746-2545

***- Big South Championships at Cameron Hall**

+Big South Championships at Conway, S.C.

2011-12

Overall Record: 17-16 **Big South:** 8-10 (7th)

Head Coach: Duggar Baucom

N11	vs. The Citadel^	W	103-100
N12	at Air Force^	L	65-75
N15	Alice Lloyd	W	101-74
N19	UMBC	W	84-79
N23	at Ohio State	L	74-107
D1	at Coastal Carolina	L	78-87
D3	at Charleston Southern	L	81-114
D6	at Pitt	L	70-97
D8	Central Penn	W	109-86
D10	Milligan	W	122-73
D12	at Longwood	L	89-110
D22	at Old Dominion	L	73-81
D31	Presbyterian College	W	78-70 (OT)
J2	Gardner-Webb	W	76-72
J5	at UNC Asheville	L	85-94
J7	at Winthrop	L	84-91
J10	Liberty	W	71-57
J14	Radford	W	80-76
J19	High Point	W	88-77
J21	at Campbell	L	73-80
J26	at Radford	W	65-60
F2	UNC Asheville	L	86-89
F4	Winthrop	W	86-79
F9	at Presbyterian College	L	74-94
F11	at Gardner-Webb	L	61-77
F14	at Liberty	L	69-78
F18	William & Mary	W	73-65
F23	Charleston Southern	W	90-81
F25	Coastal Carolina	L	64-81
F27	Radford*	W	55-53
F29	vs. Coastal Carolina+	W	85-68
M1	vs. Winthrop+	W	75-55
M3	at UNC Asheville+	L	64-80

2631-2660

^ - All-Military Classic at Colorado Springs, Colo.

***- Big South Championships at Cameron Hall**

+Big South Championships at Asheville, N.C.

2012-13

Overall Record: 14-17 **Big South:** 8-8 (2nd-N)

Head Coach: Duggar Baucom

N10	at The Citadel^	L	76-84
N11	vs. Army^	L	74-80
N13	Central Penn College	W	116-81
N15	at Virginia Tech	L	80-95
N21	at Old Dominion	W	76-71
N24	Elon	W	90-81
N28	at West Virginia	L	69-94
D1	Morgan State	L	80-81 (OT)
D3	Virginia - Lynchburg	W	102-61
D8	at Wright State	L	59-92
D22	at George Washington	L	67-76
J2	Shenandoah	W	110-54
J5	at Presbyterian College	W	86-77
J9	Liberty	W	82-69
J12	Winthrop	W	72-54
J16	Campbell	W	76-57
J19	at Coastal Carolina	L	49-72
J23	at High Point	L	69-96
J26	Gardner-Webb	L	49-63
J30	at Radford	W	70-69
F6	at Longwood	W	93-60
F8	UNC Asheville	L	79-90
F13	Radford	L	79-82
F16	at Campbell	L	78-87
F19	High Point	L	67-78
F21	at Charleston Southern	L	69-92
F23	at Marist	L	74-112
F26	at Liberty	W	83-66
M2	Longwood	W	94-80
M7	vs. Longwood+	W	90-86
M9	vs. Charleston Southern+	L	65-71

2423-2411

^ - All-Military Classic at Charleston, S.C.

+Big South Championships at Conway, S.C.

2013-14

Colleg Insider.com Tournament Semifinalists

Overall Record: 22-13 **Big South:** 11-5 (2nd-N)

Head Coach: Duggar Baucom

N8	The Citadel^	W	82-71
N9	Air Force^	W	71-63
N12	at Wake Forest	L	71-98
N16	Bluefield State	W	121-80
N18	at Virginia Tech	L	92-105
N20	Bridgewater College	W	112-86
N27	at William & Mary	L	67-97
D3	at Elon	L	70-87
D7	Wright State	W	94-74
D9	Virginia - Lynchburg	W	110-78
D19	at East Carolina	L	94-103
D30	at Clemson	L	50-80
J4	Washington College	W	128-54
J8	Longwood	W	95-72
J11	Liberty	L	80-85
J15	at Radford	W	101-88
J18	at Campbell	L	93-97 (OT)
J22	High Point	W	82-80
J25	at Winthrop	L	57-58
J28	at UNC Asheville	W	109-105
J31	Presbyterian	W	107-93
F5	at Gardner-Webb	W	108-104 (4 OT)
F8	Charleston Southern	W	92-84
F12	Coastal Carolina	L	78-83
F15	at Liberty	W	77-70
F19	Campbell	W	84-81
F22	Radford	W	88-76
F26	at High Point	L	67-70
M1	at Longwood	W	86-66
M7	vs. #3N Gardner-Webb+	W	90-77
M8	at #1S Coastal Carolina+	L	62-66
M18	at Canisius*	W	111-100
M22	IPFW*	W	106-95
M26	at Ohio*	W	92-90
A1	Yale*	L	62-75

2423-2411

^ - All-Military Classic at Cameron Hall

+Big South Championships at Conway, S.C.

*** - CIT Tournament**

2014-15

Overall Record: 11-19 **SoCon:** 7-11 (6th)

Head Coach: Duggar Baucom

N14	vs. The Citadel^	W	66-65
N15	at Army^	L	86-92
N18	Johnson University	W	124-42
N22	UNC Wilmington	L	93-110
N26	vs. #21 West Virginia%	L	72-103
N30	at Maryland	L	77-95
D2	Mid-Atlantic Christian	W	133-62
D4	at Samford*	W	88-66
D6	at Mercer*	L	81-90
D9	at Navy	L	66-84
D13	Marist	W	92-77
D22	at Virginia Tech	L	74-87
D30	at George Washington	L	60-80
J2	at East Tennessee State*	L	88-98

J5	Mercer*	L	75-85
J8	at Wofford*	L	70-75
J10	at Furman*	W	83-73
J14	at UNCG*	L	63-75
J17	East Tennessee State*	W	85-79
J22	at Chattanooga*	L	64-86
J24	The Citadel*	W	85-75
J29	Western Carolina*	L	70-85
F3	UNCG*	L	56-85
F7	Wofford*	L	62-65
F12	Furman*	W	93-59
F15	at The Citadel*	W	84-69
F21	at Western Carolina*	W	113-111 (2 OT)
F26	Chattanooga*	L	82-86 (2 OT)
F28	Samford*	L	69-80
M7	vs. #3 Mercer+	L	61-89

2415-2428

^ - All-Military Classic at West Point, N.Y.

+ SoCon Championships - Asheville, N.C.

*** - Conference Game**

% - at Charleston, W.Va.

2015-16

Overall Record: 9-21 **SoCon:** 4-14 (9th)

Head Coach: Dan Earl

N14	at Penn State	L	50-62
N17	Tusculum	W	88-76
N21	at Virginia Tech	L	52-76
N24	Presbyterian College	W	76-61
N30	at Campbell	L	65-66
D2	Central Penn	W	107-72
D5	at Ohio State	L	62-89
D7	at #18 Butler	L	66

VMI BASKETBALL RECORD BOOK

2017-18

Overall Record: 9-21	SoCon: 4-14 (9th)
Head Coach: Dan Earl	
N10 at NC State	L 67-102
N14 at Duquesne	L 61-77
N18 Presbyterian	W 78-58
N21 Ohio Valley	W 81-66
N25 at American	L 64-69
N28 at Charleston Southern	W 76-68
D2 Radford	L 50-63
D5 at Davidson	L 51-74
D9 Longwood	W 81-70
D14 Southern Wesleyan	W 90-52
D22 at VCU	L 65-75
D30 Furman*	L 57-87
J4 at Wofford*	L 53-92
J6 UNCG*	L 61-63
J13 at ETSU*	L 48-89
J15 at Western Carolina*	L 58-65
J18 Mercer*	L 56-62
J20 The Citadel*	W 88-81
J24 Wofford*	L 46-63
J27 at Chattanooga*	W 70-69
J29 at Samford*	L 79-93
F1 at UNCG*	L 51-73
F8 Western Carolina*	L 60-72
F10 ETSU*	L 56-70
F15 at Mercer*	L 58-82
F17 at The Citadel	W 75-71
F20 at Furman*	L 54-76
F23 Samford*	L 82-89
F25 Chattanooga*	W 68-65
M2 vs. #8 The Citadel #	L 70-78

*- Conference game
#- SoCon Championships in Asheville, N.C.

2018-19

Overall Record: 10-22	SoCon: 4-14 (8th)
Head Coach: Dan Earl	
N6 Washington College	W 89-56
N9 at Pittsburgh	L 65-83
N11 Goucher College	W 98-34
N14 USC Upstate	W 78-72
N18 at Kentucky	L 82-92
N20 Kentucky Christian	W 106-80
N23 at Stetson	W 87-79 (OT)
N27 American	L 64-74
D1 at Longwood	L 45-65
D5 at Virginia Tech	L 68-89
D9 at Chattanooga*	L 65-83
D12 at Presbyterian	L 70-103
D21 North Alabama	W 89-68
D29 at Samford*	L 68-96
J5 UNCG*	L 68-71
J10 Furman*	L 57-89
J12 Wofford*	L 76-90
J17 at ETSU*	L 82-85
J19 Western Carolina*	W 91-83
J24 at Mercer*	L 68-88
J26 at The Citadel*	L 82-84
J31 at UNCG*	L 66-93
F7 Chattanooga*	L 70-71
F9 Samford*	L 77-84 (OT)
F14 at Wofford*	L 84-95
F16 at Furman*	L 62-96
F21 ETSU*	L 70-94
F23 at Western Carolina*	W 83-78
F28 Mercer*	W 84-71
M2 The Citadel*	W 81-78
M8 vs. #10 Western Carolina #	W 96-83
M9 vs. #1 Wofford #	L 72-99

*- Conference game
#- SoCon Championships in Asheville, N.C.

2019-20

Overall Record: 9-24	SoCon: 3-15 (9th)
Head Coach: Dan Earl	
N5 at East Carolina	L 68-80
N8 Marist	L 56-58
N11 Presbyterian	L 77-80 (OT)
N14 at Arkansas State^	L 56-61
N15 vs. Idaho^	L 68-67
N17 vs. UC Davis^	W 89-84(2OT)
N20 Christendom^	W 96-20
N24 at UNCG*	L 63-74
N26 Goucher College	W 98-32
D4 at Duquesne	L 58-71
D7 Stetson	W 88-61
D11 Ferrum College	W 78-60
D21 at Virginia Tech	L 55-64
D29 at USC Upstate	L 82-91
J1 Furman*	L 73-89
J4 Samford*	L 75-78
J8 Western Carolina*	L 85-97
J11 at ETSU*	L 55-61
J15 at Mercer*	L 62-73

J18 The Citadel*	W 88-79
J22 at Wofford*	L 54-66
J25 Mercer*	L 66-69
J29 at Furman*	L 72-74(OT)
F5 Wofford*	L 73-79
F8 at The Citadel*	W 75-64
F12 at Chattanooga*	L 67-86
F15 ETSU*	L 67-72
F19 at Western Carolina*	W 74-71
F22 UNCG*	L 68-71
F26 Chattanooga*	L 64-71
F29 at Samford*	L 78-84
M6 vs. #9 Samford #	W 96-78
M7 vs. #1 ETSU #	L 57-70

*- Conference game
^ - Red Wolves Classic hosted by Arkansas St.
#- SoCon Championships in Asheville, N.C.

2020-21

Overall Record: 13-12	SoCon: 7-7 (6th)
Head Coach: Dan Earl	
N25 St. Andrews	W 90-63
N28 at Penn State	L 65-86
D1 Longwood	W 84-71
D3 at Virginia Tech	L 57-64
D7 Regent	Canceled
D8 Greensboro College	W 100-65
D10 Mercer*	Postponed
D13 Hampton	W 79-64
D15 Campbellsville-Harrodsburg	W 106-72
D18 at Gardner-Webb	L 77-88
D21 at George Mason	L 66-68
D21 at Wake Forest	Canceled
D30 at Samford*	L 71-84
J2 Chattanooga*	W 84-79
J6 at ETSU	Postponed
J9 at Furman*	Postponed
J13 Wofford*	L 78-80
J16 The Citadel*	W 110-100
J18 at ETSU*	L 81-92
J20 Furman*	W 74-73
J23 at Mercer*	L 80-83
J27 Western Carolina*	W 87-61
J30 at UNCG*	L 59-76
F3 at Wofford*	W 84-80
F10 at Western Carolina*	L 72-74
F13 Samford*	W 85-56
F17 UNCG*	W 88-77
F20 at The Citadel*	L 74-75
F22 at Furman*	Canceled
F24 ETSU*	Canceled
F27 at Chattanooga*	Canceled
M6 vs. #3 Furman#	W 91-90 (OT)
M7 vs. #7 Mercer#	L 59-73

*- Conference game
#- SoCon Championships in Asheville, N.C.

2021-22

Overall Record: 16-16	SoCon: 9-9 (6th)
Head Coach: Dan Earl	
N9 Carlow	W 111-55
N12 at Presbyterian	L 72-73 (OT)
N16 Keystone	W 97-35
N20 at Marist	L 74-78
N24 vs. Presbyterian^	L 54-59
N25 vs. Central Arkansas^	W 73-67
N26 vs. New Orleans^	L 71-79
N30 Clarks Summit	W 88-40
D3 at Portland	W 90-82
D5 at Seattle	W 89-82
D11 Gardner-Webb	W 64-61
D14 at Wake Forest	L 70-77
D22 at Hampton	Canceled
D29 at Wofford*	W 80-73
J1 Furman*	W 76-67
J5 at ETSU*	L 79-80
J8 UNCG*	L 56-72
J13 at Mercer*	L 91-97
J15 at The Citadel*	W 90-85
J20 Samford*	W 99-80
J22 Chattanooga	L 74-78
J26 at Furman*	L 64-79
J29 ETSU	W 83-79
F2 at UNCG*	W 76-65
F4 Western Carolina*	W 76-69
F10 Mercer*	W 85-79
F12 The Citadel*	L 79-83
F17 at Samford*	L 99-100 (OT)
F19 at Chattanooga*	W 80-75
F23 Wofford*	L 72-83
F26 at Western Carolina*	L 73-82
M5 vs. Wofford	L 66-68
M20 vs. UNC Wilmington	L 78-93

*- Conference game
^U New Orleans Classic (New Orleans, La.)
#- SoCon Championships in Asheville, N.C.

2022-23

Overall Record: 7-25	SoCon: 2-16 (10th)
Head Coach: Andrew Wilson	
N7 at Richmond	L 48-69
N10 Penn St. New Kensington	W 100-58
N13 at Davidson	L 71-75
N18 at Longwood^	L 58-90
N19 vs. SIUE^	L 67-93
N20 vs. Fairleigh Dickinson^	L 89-93
N26 Regent	W 108-58
N29 at Presbyterian	L 57-72
D3 Navy	W 80-72
D7 Carlow	W 106-67
D10 Radford	W 77-74
D13 at American	L 61-69
D22 at Fordham	L 77-80 (OT)
D29 at Furman*	L 62-85
D31 ETSU*	L 50-64
J4 at Samford*	L 78-87
J7 at Chattanooga*	L 78-85
J11 UNCG*	L 57-72
J14 at Wofford*	L 67-86
J19 Mercer*	L 61-69
J21 The Citadel*	L 52-60
J25 at UNCG*	L 50-62
J28 Western Carolina*	L 65-71
F2 at The Citadel*	W 75-69
F4 at Mercer*	L 54-80
F8 Furman*	L 63-94
F10 at ETSU*	L 65-69
F15 Chattanooga*	L 58-78
F18 Samford*	L 61-96
F22 Wofford*	W 87-83 (OT)
F25 at Western Carolina*	L 66-85
M3 vs. No. 7 Chattanooga#	L 72-92

*- Conference game
^Longwood Tournament (Farmville, Va.)
#- SoCon Championships in Asheville, N.C.

2023-24

Overall Record: 4-28	SoCon: 1-17 (10th)
Head Coach: Andrew Wilson	
N6 at Richmond	L 75-93
N9 Christendom	W 87-53
N13 at South Carolina^	L 64-74
N17 vs. South Dakota^	L 81-85
N18 vs. Northern Arizona^	L 69-78
N22 at Air Force	L 54-64
N25 Clarks Summit	W 100-63
N29 at Navy	L 47-67
D2 Presbyterian	L 71-75
D9 American	L 69-77
D12 at Radford	L 56-73
D17 at Longwood	L 49-68
D22 Penn St. New Kensington	W 82-65
J3 at Wofford*	L 85-87 (OT)
J6 Mercer*	L 64-86
J11 at Chattanooga*	L 61-109
J13 at Samford*	L 96-134
J17 Furman*	L 60-100
J20 The Citadel*	W 70-63
J24 ETSU*	L 73-74
J27 at Western Carolina*	L 77-102
J31 UNCG*	L 79-85
F3 at Mercer*	L 69-90
F8 Chattanooga*	L 84-88
F10 Samford*	L 63-102
F14 at Furman*	L 62-75
F17 at The Citadel*	L 51-76
F21 at ETSU*	L 69-82
F24 Western Carolina*	L 51-84
F28 at UNCG*	L 58-100
M2 Wofford*	L 62-74
M8 No. 7 ETSU#	L 66-98

*- Conference game
^Arizona Tip-Off Tournament (Phoenix, Ariz.)
#- SoCon Championships in Asheville, N.C.

LETTERWINNERS (1953-2024)

A-A-A-A

Drew Absher, 2011-14
Dorian Albritton, 2013
Fred Allison, 1971-73
Tim Allmond, 2002-05
Walker Andrews, 2023-present
Phillip Anglade, 2013-16
Connor Arnold, 2019-22
Robert Ayers, 1965-67

B-B-B-B

Juan Banks, 1992-93
Bernie Banas, 1981
Zach Batté, 1999, 2002-03
Curtis Beach, 1967
Jason Bell, 1997-99
Willie Bell, 2007-09
Bob Benninger, 1972-74
Preston Beverly, 2002-03, 2005-06
Bill Blair, 1962-64
Aaron Blosser, 2009
Ta'Vonne Bond, 2017-21
Trey Bonham, 2020-22
George Borojevich, 1974-77
Rickey Bradley, Jr., 2022-23
Armani Branch, 2016-18
Rodney Brewer, 1971-73
Brian Brown, 2012-15
Peyton Brown, 1967-69
Quinn Brownfield, 2008
Richard Bruce, 1998-2001
Ron Burks, 2009-12
Christian Burton, 2012-15
Devin Butler, 2020-24
Will Bynum, 1974-77
Charles Byrd, 1954-55
Howard Byrd, 1996
Robert Byrd, 1961-63

C-C-C-C

Joey Cantafio, 2008-09
Joe Carr, 2010-13
Ron Carter, 1975-78
Jack Castleberry, 2004, 2006-07
Marty Chadwick, 1991
Steve Chapin, 1973-75
Trey Chapman, 2014-17
Corey Chesley, 2023-24
Sean Christiansen, 2005-06
AJ Clark, 2023-present
Denny Clark, 1967-69
Tim Cole, 2000
Donald Colwell, 1952-54
Brent Conley, 1996
Jason Conley, 2002
Sean Conway, 2019-23
Tyran Cook, 2023-24
Donald Coombs, 1956
Jack Cooper, 1965-66
Chuck Cotton, 1956-59
William Coupland, 1955-57
D.J. Covington, 2011-14
Percy Covington III, 1989-92
Matt Coward, 2004-05
Mark Craft, 1988-90
Tyler Creammer, 2016-20
Marty Cristo, 1979-81
Kamdyn Curfman, 2019-22
Mark Current, 1984, 86-87

D-D-D-D

Aaron Demory, 1997-2000
Kuony Deng, 2017
Bob DeVos, 1967-68
Chris Dinunzio, 1997-98
Michael Donovan, 2015
Stephen Dorsey, 1985
Steven Dorsey, 1986,88-89
Jim Doyle, 1970-72

E-E-E-E

Esau Eatman, 2003
Weldon Eddins, 1960-62
Julian Eleby, 2014-17
Gay Elmore, 1984-87
Ot Elmore, 2014

Chuchu Enechionya, 2017
Jan Essenburg, 1969-71
KC Etienne, 2021-present
Travis Evey, 2019-20
Chi Chi Ezekwe, 2004

F-F-F-F

Tragen Fahl, 2017-21
Darryl Faulkner, 1994, 1997-98
Tony Felder, Jr., 2022-23
Richard Fencel, 1953-54
Greg Fittz, 1989-91
Bob Frank, 1972-74
Richard Fravel, 1960
James French, 1957
Mike Frick, 1968

G-G-G-G

Keith Gabriel, 2009-12
Bobby Gardner, 1985-87
Clayton Gardner, 2016
Johnny Garnett, 1975
Jeff Gausepohl, 1963-65
Joe Gedro, 1960-62
Mike Gilbert, 2001, 2003
Garrett Gilkeson, 2016-20
Jim Gillespie, 1968-70
Rodney Glasgow, 2011-14
Dave Goode, 1957-59
John Goode, 1978-81
Jonathan Goodman, 1992-94
Nick Gore, 2010-13
Mark Grigsby, 2000
B. J. Grinage, 1995, 1997
Lawrence Gullette, 1993-96
John Gupton, 1965-67
Tim Gundlach, 1971-73
Tom Guthrie, 1970-71
James Guy, 1964

H-H-H-H

Norm Halberstadt, 1960-62
Alan Hansen, 1973
Jeremy Harper, 2000-01
Alex Harrington, 1997
Jack Hartung, 1964-66
Roy Heddleston, 1970
Steve Heflin, 1982
Mike Herndon, 1982-85
Geoff Hinshelwood, 1979-81
Craig Hinton, 2014-15
Chavis Holmes, 2006-09
Travis Holmes, 2006-09
Tyler Houser, 2022-23
Hunter Houston, 2008-10
Honor Huff, 2021-22
Mike Huffman, 1983-86
Christian Hunter, 2008

I-I-I-I

Fred Iruafemi, 2015-18
Walt Ivkovich, 1968-70

J-J-J-J

Taeshaud Jackson II, 2022-24
Justin Jarman, 2006
Dennis Johnson, 1978-81
Kenny Johnson, 1990-91
Lester Johnson, 1994-96
Renard Johnson, 1987
Warren Johnson, 1994-95
Jake Johnston, 2022-24
Bobby Jones, 1992
Chase Jones, 2016
Levar Joseph, 2003, 2005
Carl Josey, 2007-10

K-K-K-K

Pat Kelley, 1976-78
John Kemper, 1966-68
Gary Kempel, 1962-63
Austin Kenon, 2008-11
Karl Klinar, 1952-54
Ed Kluckowski, 1982-83
Andy Kolesar, 1978-81
John Krovic, 1974-77

Joe Kruszewski, 1964-66
James Kyle, 1956-57

L-L-L-L

Marcus Larsson, 2017
Jerry Lawson, 1958-60
Ralph Lawson, 1956-59
Gene Lazaroff, 1960-62
David Lester, 1972-74
Myles Lewis, 2017-21
Richard Little, 2001-04
Kelly Lombard, 1976-78
Adam Lonon, 2007-10
James Lowe, 1955

M-M-M-M

Gary Mackin, 1981-82
Charles MacLeod, 1955-57
D'Andre Mahaffey, 2016
Mike Manis, 1968-69
Tadas Mankevicius, 2003-06
Eric Mann, 1997-98, 2000-01
Tanner Mans, 2020-23
Tim Marshall, 2013-16
Tyrell Mason, 2014-15
Matt Matheny, 1997-99
Nick Matson, 2007
Craig McCargo, 2006
Darrin McDonald, 1986
John McDowell, 1953-55
Tommy McHugh, 1983-86
James McKemie, 1954-55
Ricky Mears, 1988
Sam Mielnik, 2004-05
Will Miller, 2016-20
Lennon Mings, 1987-90
John Mitchell, 1967-69
Dave Montgomery, 1975-78
Jaren Morton, 2023-24
Caleb Moss, 2020-21
Marshall Mundy, 1954
Matt Murrer, 2004-07

N-N-N-N

Harlan Niehaus, 1976-77
Bill Nivison, 1980-81
DJ Nussbaum, 2020-24
Donald Nyman, 1953-56

O-O-O-O

Stephen Olowoniyi, 2023-24
Stan Okoye, 2010-13
Frank Oley, 1958-61
Larry Osborne, 1995-96

P-P-P-P

Bubba Parham, 2017-19
Greg Parham, 2017-21
Wayland Parker, 1972
Sarju Patel, 2017-19
John Patrick, 1970
Jonathan Penn, 1991-93
Erek Perry, 1991
Chris Peta, 1982-83
Robert Peters, 2023-present
QJ Peterson, 2014, 16-17
Charlie Petzold, 1990-92
Dusty Pflugner, 2006-07
Renard Phillips, 1999-2001
J.T. Piribek, 2007
Robin Porter, 1965
Steve Powers, 1966-68
Daron Pressley, 2001-02
Lewis Preston, 1990-93
Bobby Prince, 1993-96
John Prosser, 1963-65

Q-Q-Q-Q

Roy Quinn, 1957-59
Andre Quarles, 1996, 1999-2000

R-R-R-R

Bill Ralph, 1952-54
Ben Rand, 2002-03
Jordan Ratliffe, 2018-19
Gordie Rawlyk, 1973-74

Greg Ray, 1982
Jerry Renfro, 1970-72
Curt Reppart, 1973-76
Adrian Rich, 2016-17
Nick Richardson, 1998-2001
Jordan Richeson, 2019-20
Fred Robinson, 2004-07
Bobby Ross, 1956
Lewis Rowe, 2021-22

S-S-S-S

Jeryl Salmond, 1977-79
Stephen Sargent, 2008-10
Tom Savage, 1979-81
Darren Sawyer, 1982-85
Bill Schafer, 1970
Charlie Schmaus, 1964-66
Clarence Scott, 1987
Ian Sears, 1982-83
Jim Sefick, 1969-71
Lee Seibert, 1970-71
Jim Shanley, 1986
Cooper Sisco, 2021-present
Radee Skipworth, 2001-04
Dave Slomski, 1976-77
Keith Smith, 2017-18
Saul Smith, 1976
Harold Snyder, 1954-55
Gale Sommers, 1970-71
George Southard, 1956-59
Michael Sparks, 2009-12
Maurice Spencer, 1994-97
Mike Spinelli, 1995-98
Sean Spriggs, 1991-94
Dan Stephens, 1976
Bill Stephens, 1971
Jake Stephens, 2018-22
Gavin Stephenson, 2013

T-T-T-T

Thomas Tait, 1953-55
Louis Tang, 2019-23
Niles Tate, 2015
Bryan Tauget, 1995-97
Thad Tegtmeier, 1991
John Thomas, 1969-70
Steve Tooker, 1984-85, 87-88
Aaron Trombley, 1999-2000
Adam Trombley, 2000
Josh Tuell, 2022-23
Charlie Tyler, 1972-74

U-U-U-U

Quinton Upshur, 2012

V-V-V-V

Austin Vereen, 2016-19
Mark Vest, 1982

W-W-W-W

Steve Wagner, 1977-80
Frank Walter, 1953-55
Tom Watjen, 1975
Brennan Watkins, 2021-24
Bobby Watson, 1962-64
Jarid Watson, 2012-15
Jordan Weethee, 2012, 14-16
Will Weethee, 2016-17
Bob Wentz, 1952-54
Wayne Whiting, 2009-12
Robert Williamson, 1955
Damon Williams, 1987-90
Ramon Williams, 1987-90
Reggie Williams, 2005-08
Cedric Wins, 1982-85
Steve Wolf, 1972-74
Sam Wolfe, 2019-23
Asher Woods, 2022-23
Bryan Woolsey, 1992-94
Maurice Wright, Jr., 2023-present
Ralph Wright, 1967

Y-Y-Y-Y

Tony Yelverton, 1982
John Yurachek, 1961-63